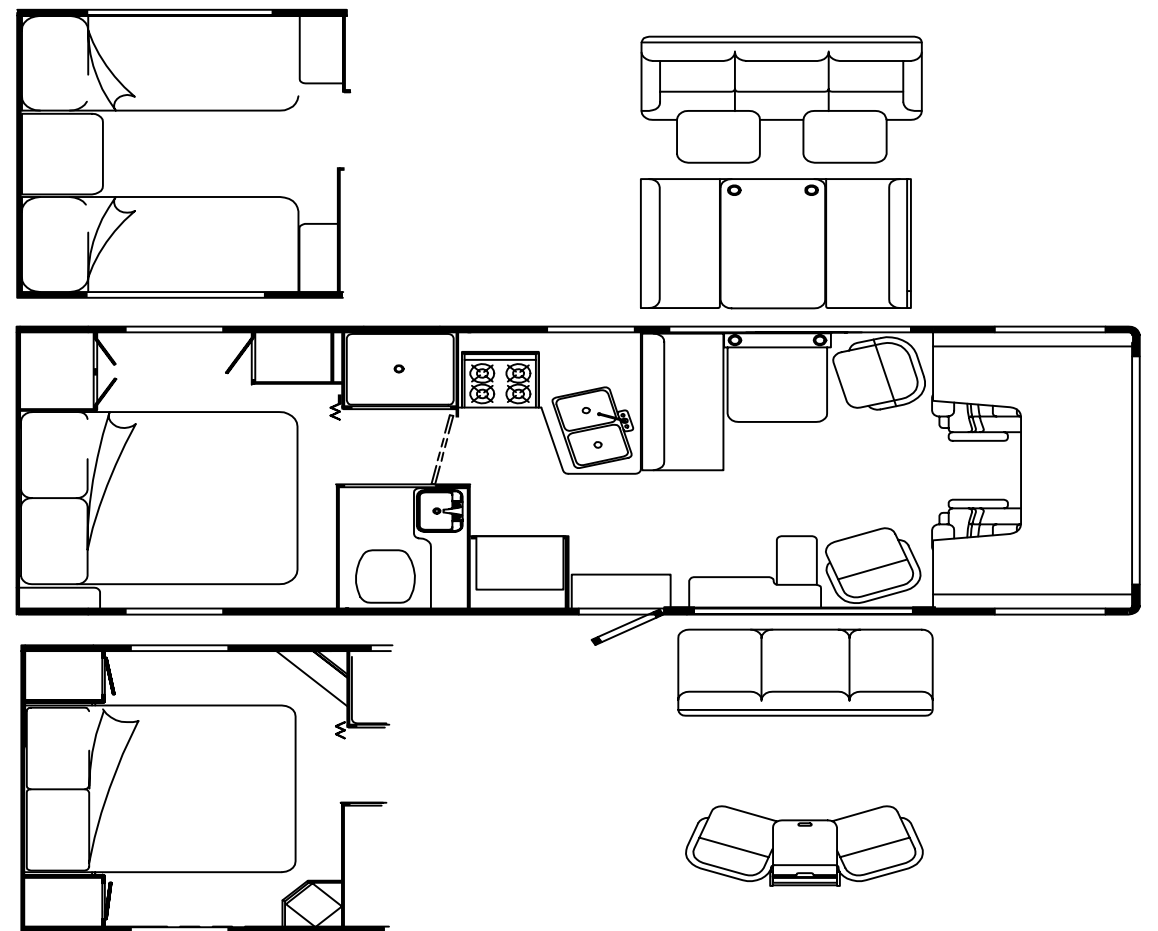


1995
IF429WQ DL

F28

F29



ACCESSORIES GROUP

OPERATORS MANUAL

KEY	PART NUMBER	U/M	DESCRIPTION
	054185-C9-000	EA	MANUAL-OPERATOR - 95 SUNDANCER - 400 SERIES
	092318-01-000	EA	BINDER - 3 RING - MOTOR HOME MANUAL
	092319-01-000	EA	PAGE-POCKET - 3 RING BINDER - PLASTIC
	114284-01-000	DW	TOP LEVEL DRAWING - 1995 C-BODY

AUDIO VIDEO GROUP

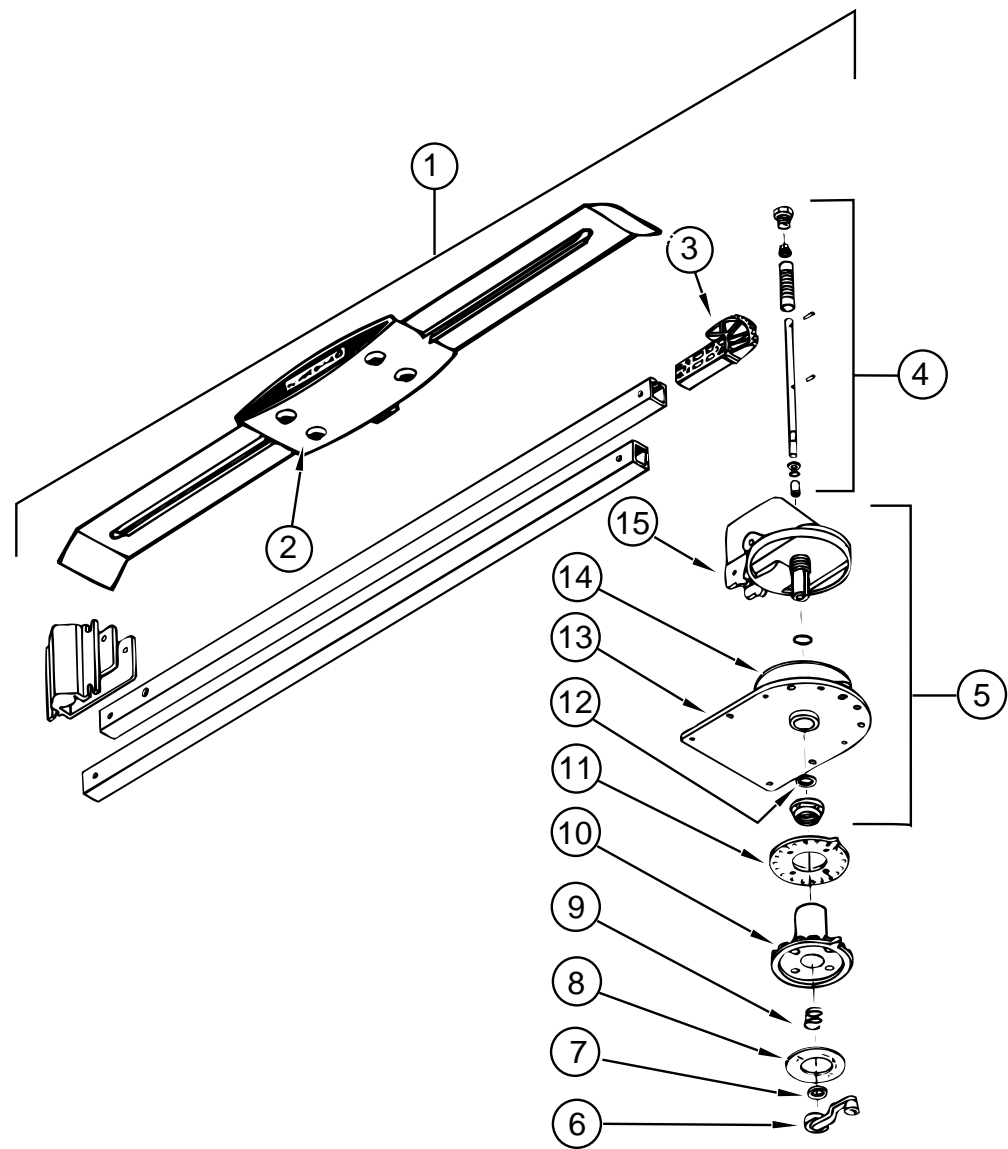
RADIO SYSTEM & ANTENNA

KEY	PART NUMBER	U/M	DESCRIPTION
		N/A	
	111177-01-01A	EA	SPEAKER - 5" X 7" OVAL - FORD F2UF-18814-CD
	087683-03-000	EA	GRILLE-SPEAKER-OVAL 5" X 7" GRAY - MAGNADYNE SB68
	090944-01-000	EA	RADIO-AM/FM STEREO CASSETTE - AUDIOVOX RS-100
	077069-02-000	EA	ANTENNA-RADIO - 16" RUBBER
	108137-01-000	EA	CABLE-ANTENNA - RADIO - EXTENSION 96" - ARA 6700667
	108847-01-000	EA	PLUG-ANTENNA HOLE - WARD PRODUCTS
	109889-01-000	EA	BRACKET-ANTENNA GROUND
	110469-01-000	EA	ANTENNA-SHAFT EXTENDER 1" - MAGNADYNE RV71EX1
	110470-01-01A	EA	SPEAKER - 4" X 6" OVAL - COAXIAL - MAGNADYNE F46XB-12
		EA	GRILLE-SPEAKER - OVAL 4" X 6" - BLACK - MAGNADYNE G46WI

TV & VCR SYSTEMS

KEY	PART NUMBER	U/M	DESCRIPTION
	113684-01-000	EA	TV-19" COLOR - UL AND CSA - AUDIOVOX AVT-1975
	113684-01-700	EA	REMOTE - AUDIOVOX 0822345
	098446-06-000	EA	VCR-VHS - CABLE READY - REMOTE - MAGNAVOX VR9210 FROM: 00-00-00 THRU: 10-03-94
	098446-06-700	EA	REMOTE FOR MODEL #9210 FROM: 00-00-00 THRU: 10-03-94
	098446-07-000	EA	VCR-VHS - CABLE READY - REMOTE - MAGNAVOX VR9320 FROM: 10-04-94 THRU: 99-99-99
	098446-07-700	EA	REMOTE FOR MODEL #VR9320 FROM: 10-04-94 THRU: 99-99-99
	099717-02-000	EA	TIEDOWN-TV STRAP ON FEMALE END IS 28.7" LONG
	076319-06-000	EA	ADAPTER-CABLE ROOF PLATE - WINEGARD RPJ-1
	082134-01-000	EA	ADAPTER-TV - CABLE TO CABLE - WINEGARD F-81M
	082136-01-000	EA	NUT-HEX JAM 3/8-32 - WINEGARD
	076319-08-000	EA	WALLPLATE-CABLE RECEPTACLE - TV - SINGLE - IVORY
	076319-09-000	EA	WALLPLATE-CABLE RECEPTACLE - TV - SINGLE - BROWN
	086777-02-000	EA	WALLPLATE-TV CABLE - W/ANTENNA SWITCH - BROWN
	086777-06-000	EA	WALLPLATE-TV CABLE - 1 OUTPUT - BROWN - WINEGARD RV-0931
	086756-01-000	EA	SPLITTER-TV - 2 WAY
	086757-03-000	EA	CONTROL CENTER-SWITCH - VCR/TV - MAGNADYNE VCS-6

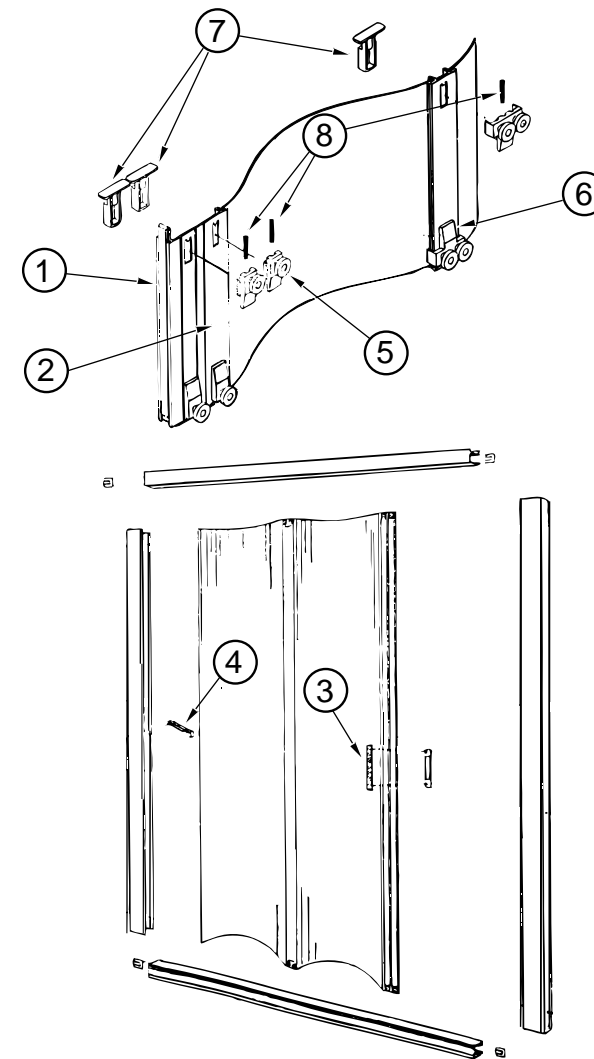
AUDIO VIDEO GROUP (CONTINUED)



TV ANTENNA

KEY	PART NUMBER	U/M	DESCRIPTION
1	076319-01-000	EA	ANTENNA-TV - ROOF MOUNT - 44.5" MAST - RVA W02
2	076319-01-700	EA	HEAD-ANTENNA - AMPLIFIED - WINEGARD# RVSA U/V
3	076319-01-701	EA	GEAR-ELEVATING - PLASTIC - WINEGARD# 2200046
4	076319-01-702	EA	SHAFT ASM-ELEVATING - WINEGARD# RVP-400A
5	076319-01-711	EA	BASE & LIFT ASM - WINEGARD# 2762802
6	076319-01-706	EA	CRANK-ELEVATING - W/SET SCREW - WINEGARD# 5755100
7	076319-01-705	EA	GROMMET-NYLON - 7/8" ID - WINEGARD# 3200658
8	076319-01-708	EA	DECAL- CRANK - WINEGARD # 5413002
9	076319-01-707	EA	SPRING-HANDLE - WINEGARD# 5160800
10	076319-01-709	EA	PLATE-DIRECTIONAL - FOR HEAD - WINEGARD #3200644
11	076319-01-712	EA	PLATE-CEILING - WINEGARD# 3200608
12	076319-01-704	EA	BEARING-NYLON - 1.25"OD - WINEGARD# 3200657
13	076319-01-713	EA	BEARING-NYLON - .5" OD - WINEGARD# 3100523
14	076319-01-703	EA	BEARING-NYLON - .5" OD - WINEGARD# 3200656
15	076319-01-714	EA	HOUSING - ROTATING GEAR - WINEGARD# 2200049
	076319-03-000	FT	CABLE-COAXIAL - 75 OHM
	076319-12-000	EA	CONNECTOR-COAXIAL- ONE PIECE

BATH GROUP

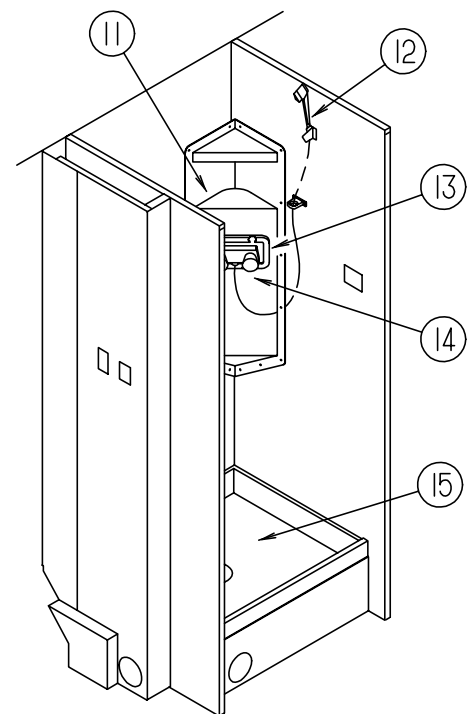
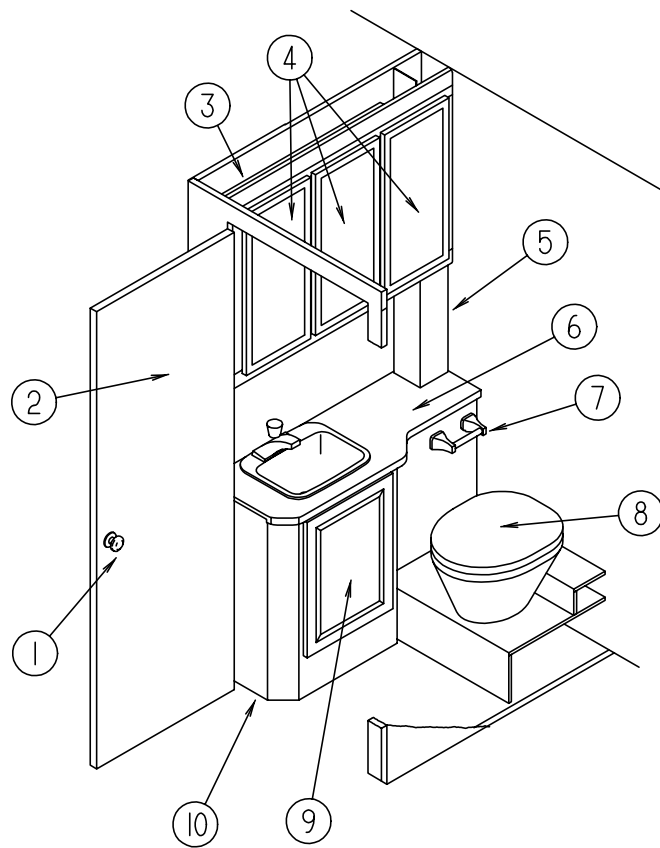


SHOWER DOOR

KEY	PART NUMBER	U/M	DESCRIPTION
	108351-05-01A	EA	DOOR-SHOWER - FOLDING - 29.41" X 61" - COASTAL WINN
1	092574-01-705	EA	MAGNETIC STRIP - COASTAL 56-7/8"
2	108351-01-700	EA	DOOR STRIKE ASM
3	108351-01-701	EA	DOOR HANDLES (SET)
4	108351-01-702	EA	DOOR LATCH
5	108351-01-703	EA	BRACKET W/SINGLE ROLLER
6	108351-01-704	EA	BRACKET W/DOUBLE ROLLER
7	108351-01-705	EA	BRACKET-ROLLER W/RETAIN CLIP
8	108351-01-706	EA	SPRING FOR ROLLER BRACKET

BATH GROUP (CONTINUED)

BATHROOM CABINETS & FIXTURES

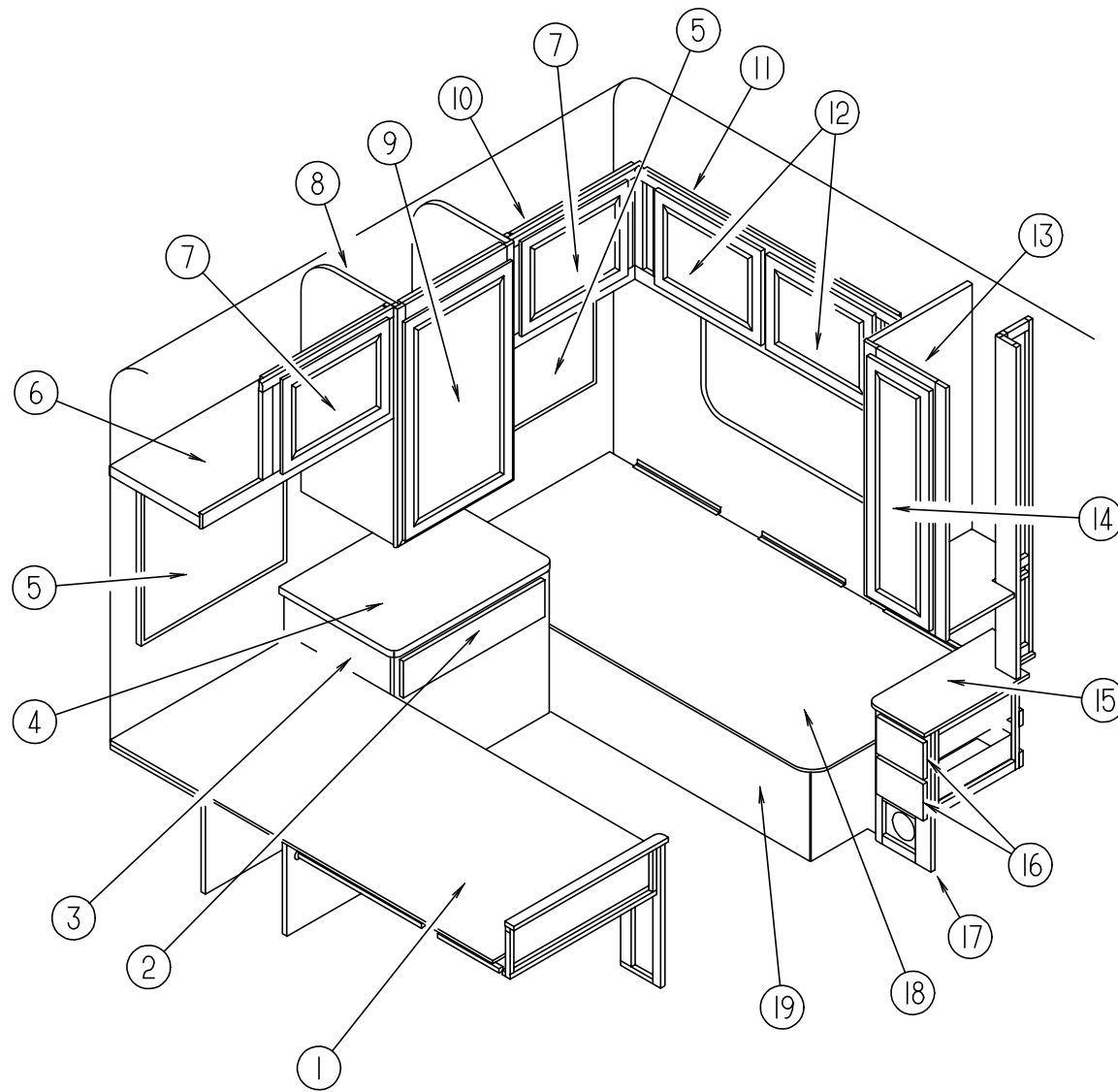


KEY	PART NUMBER	U/M	DESCRIPTION
1	094485-03-01A	EA	KNOB-DOOR - BRASS - THUNADER L132PB
	105394-01-03A	EA	JAMB-DOOR - EXTRUDED PLASTIC - 7' LONG - PICKLED ASH
2	M87868-26-F28	EA	DOOR ASM-CABINET - BATH
	110496-01-01A	EA	HINGE-BRASS
	102920-01-01A	EA	HINGE-DOOR - SPRING LOADED - BRASS
	102089-14-E41	EA	MOUNTING RAIL - LEFT SIDE - TOWEL ROD - 26" LONG - WOOD
	102089-13-E41	EA	MOUNTING RAIL - RIGHT SIDE - TOWEL ROD - 26" LONG - WOOD
	100357-01-000	EA	ROD-TOWEL - BRSS W/ENDS BENT FOR BACK OF BATH DOOR
3	112465-01-F28	EA	CABINET ASM-MEDICINE
4	M06803-63-F28	EA	DOOR-CABINET - MIRRORED - W/O HARDWARE - 305 X 660MM
	058331-90-000	EA	MIRROR-GLASS - SAFETY - 222 X 577 MM
5	109180-02-F08	EA	CABINET ASM-PIPE COVER (F28)
5	109180-02-F29	EA	CABINET ASM-PIPE COVER (F29)
6	114177-15-F28	EA	COUNTERTOP ASM - LAVATORY CABINET (F28)
6	114177-15-F29	EA	COUNTERTOP ASM - LAVATORY CABINET (F29)
	096927-01-01A	EA	SINK-LAVATORY - RECTANGULAR - PLASTIC - BONE
	096927-01-700	EA	SINK-STOPPER
	096927-01-701	EA	TAILPIECE-SINK
	075240-06-000	EA	FAUCET-LAVATORY - BONE
	091253-01-000	EA	GASKET-FAUCET - LAVATORY/GALLEY
7	075452-02-000	EA	HOLDER-TOILET PAPER - BRASS
8	067487-01-000	EA	TOILET-12.37" - IVORY - HAND FLUSH - THETFORD 150110
	063740-01-700	EA	LEVER-WATER - THETFORD 12514
	063740-01-701	EA	LEVER-FLUSH - THETFORD 12515
	063740-01-706	EA	BOLT PACKAGE-CLOSET - THETFORD 12524
	063740-01-710	EA	LINK - THETFORD 12513
	063740-01-711	EA	SPRING-RETURN LEVER - THETFORD 12523
	063740-01-713	EA	SEAL-BALL VALVE TO BOWL - THETFORD 12502
	063740-01-714	EA	VALVE ASM-WATER - THETFORD 12492
	063740-01-716	EA	SEAT & COVER - IVORY - THETFORD 15017
	063740-01-717	EA	TUBE-FLUSH - TOILET - THETFORD 12509

KEY	PART NUMBER	U/M	DESCRIPTION
9	M06803-78-F28	EA	DOOR-CABINET - W/O HARDWARE - 365 X 555 MM
10	P14177-02-F28	EA	CABINET ASM-LAVATORY
10	P14177-02-F29	EA	CABINET ASM-LAVATORY
11	105707-01-01A	EA	CADDY-SHOWER (OFF WHITE UNITS ONLY)
	105629-01-01A	EA	SURROUND-SHOWER - OFF WHITE
12	103092-01-000	EA	HEAD-SHOWER - W/60" HOSE
12	103092-02-000	EA	HEAD-SHOWER - W/60" HOSE (CANADIAN)
	103092-01-700	EA	BRACKET-SHOWER HEAD
	011048-03-700	EA	BRACKET ONLY(BONE)FOR SHOWER HEAD 2328029
13	075241-05-000	EA	FAUCET-SHOWER - BONE
14	075606-01-000	EA	PANEL-FAUCET BACK - SHOWER - 5" X 9" - PLASTIC
15	M02673-05-B13	EA	SHOWER PAN ASM
	066440-01-000	EA	STRAINER-SHOWER - W/RUBBER WASHER
	066436-01-000	EA	NUT-SLIP - TAILPIECE PLASTIC - 1.5"
	069735-01-000	EA	WASHER-STRAINER TO TAILPIECE - PLASTIC - 1.5"
	011069-02-000	EA	TAILPIECE-TUB/SHOWER - 1 1/2" X 1 1/4" X 4" - BRASS
	057671-01-000	EA	COVER-SCREW - #8 - PLASTIC - OFF WHITE
	080507-01-000	EA	PANEL-SKYLITE - OUTER - PLEXIGLASS - 23.25" X 20.3"
	080508-01-000	EA	PANEL-SKYLITE - INNER - PLEXIGLASS - 23.25" X 20.3"

BEDROOM GROUP

TWIN BEDROOM & FOLDING DOOR

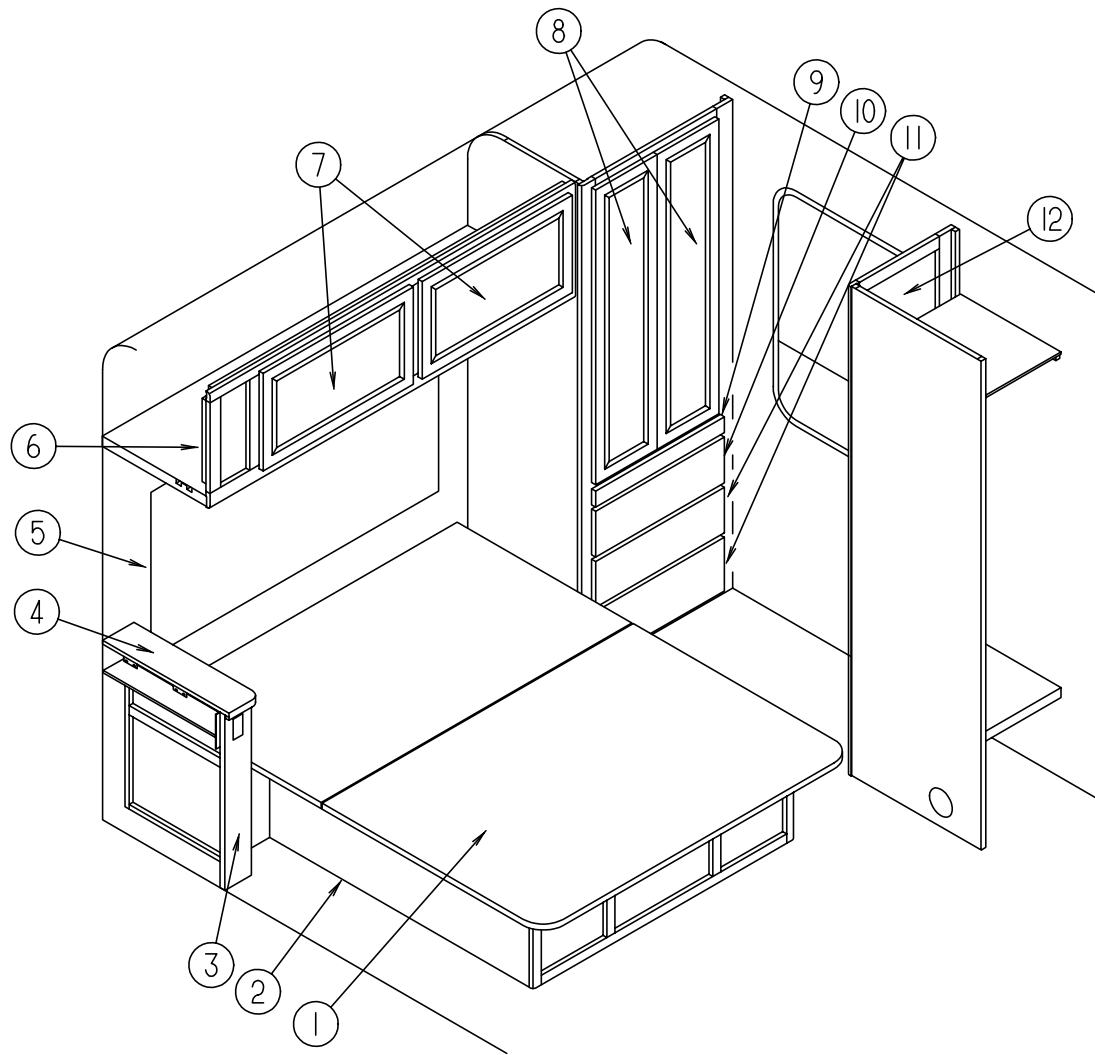


KEY	PART NUMBER	U/M	DESCRIPTION
7	M06803-03-F28	EA	DOOR-CABINET - W/O HARDWARE - 400 X 520 MM (MIRRORED) FROM: 00-00-00 THRU: 02-05-95
	108536-03-08A	EA	MIRROR-GLASS - 317 X 437 MM - GALAXY FROM: 00-00-00 THRU: 02-05-95
7	M06803-03-F29	EA	DOOR-CABINET - W/O HARDWARE - 400 X 520 MM (MIRRORED) FROM: 02-06-95 THRU: 99-99-99
	108536-03-04A	EA	MIRROR-GLASS - 317 X 437 MM - FERNLY FROM: 02-06-95 THRU: 99-99-99
7	M06803-B1-F28	EA	DOOR-CABINET - W/O HARDWARE - 400 X 520 MM (WOODPANEL)
8	112787-01-F28	EA	CABINET-SHIRT CLOSET - PASSENGER REAR
9	M06803-F0-F28	EA	DOOR ASM-MITERED -VINYL WRAP (MIRRORED)
	058331-B5-000	EA	MIRROR-GLASS SAFTEY - 800 X 880 MM
10	110004-02-F28	EA	CABINET-OVERHEAD - W/O DOORS & HARDWARE - REAR DRIVERS
11	109578-02-F28	EA	CABINET-OVERHEAD - W/O DOORS & HARDWARE - DRIVERS REAR
11	109578-02-F29	EA	CABINET-OVERHEAD - W/O DOORS & HARDWARE - DRIVERS REAR
	104335-07-F28	EA	END CAP-CABINET - OVERHEAD
	109578-01-F28	EA	CABINET-OVERHEAD - W/O DOORS & HARDWARE - PASSENGER REAR
	109578-01-F29	EA	CABINET-OVERHEAD - W/O DOORS & HARDWARE - PASS. REAR
	104335-06-F28	EA	END CAP-CABINET - OVERHEAD
12	M06803-B1-F28	EA	DOOR-CABINET - W/O HARDWARE - 400 X 520 MM (RIGHT & LEFT CABINET)
13	112830-01-F28	EA	CABINET ASM. - SHIRT CLOSET - DRIVERS REAR
	112831-01-F28	EA	CABINET ASM. - SHIRT CLOSET - PASS. REAR
	042438-01-000	EA	DOWEL-WOOD - CLOTHES ROD - 1" DIAMETER X 4'
	009112-01-000	EA	FLANGE-1" ROD - CLOTHES - PLASTIC - OFF WHITE
14	M06803-F3-F28	EA	DOOR-CABINET - W/O HARDWARE - 305 X 1015 MM (RIGHT & LEFT CABINET)
15	109666-13-F28	EA	COUNTERTOP-NIGHTSTAND - DRIVERS REAR
15	109666-13-F29	EA	COUNTERTOP-NIGHTSTAND - DRIVERS REAR
	112984-12-F28	EA	COUNTERTOP ASM-NIGHTSTAND - PASS. SIDE
	112984-12-F29	EA	COUNTERTOP ASM-NIGHTSTAND - PASS. SIDE
16	M05971-45-F28	EA	DRAWER-CABINET - W/O HARDWARE - 2 USED - DRIVERS SIDE
	M05971-F2-F28	EA	DRAWER-CABINET - W/O HARDWARE - 2 USED - PASS. SIDE
17	P09666-02-F28	EA	CABINET ASM-NIGHTSTAND - DRIVERS SIDE
17	P09666-02-F29	EA	CABINET ASM-NIGHTSTAND - DRIVERS SIDE
	P12984-02-F28	EA	CABINET ASM-NIGHTSTAND - PASS. SIDE
	P12984-02-F29	EA	CABINET ASM-NIGHTSTAND - PASS. SIDE
18	M06924-03-F28	EA	TOP-CABINET - TWIN BED - DRIVERS SIDE
	105376-01-02A	EA	HINGE-CONTINUOUS - 2" X 140MM - OFF WHITE
	107796-06-000	EA	SPRING-GAS 20" LENGTH - 120 LB - SPDI SPD-2300-120
	107796-07-000	EA	BRACKET-GAS SPRING - SPDI SPD-1080
19	P15731-01-F28	EA	CABINET ASM-BED - TWIN - LEFT SIDE
	042488-10-000	EA	DOOR-FOLDING - FABRIC - 37" X 75" - OFF WHITE
	080224-01-703	EA	ALMOND - HANDLE W/LATCH AND CATCH
	080224-01-705	EA	ALMOND - LATCH AND CATCH
	057205-03-000	EA	ANGLE-SUPPORT - BED - 1" X 1.5" X 74" - OFF WHITE

KEY	PART NUMBER	U/M	DESCRIPTION
1	M06924-04-F28	EA	TOP-CABINET - TWIN BED - PASS. SIDE
	P15730-01-F28	EA	CABINET-TWIN BED - RIGHT
	116393-01-F28	EA	CABINET ASM-COMPARTMENT - TWIN BED
	116393-01-F01	EA	CABINET ASM-COMPARTMENT - TWIN BED
	117059-01-F28	EA	HEADBOARD ASM-TWIN - PRINCE
			FROM: 10-24-94 THRU: 99-99-99
	117059-01-F29	EA	HEADBOARD ASM-TWIN - PRINCE
			FROM: 10-24-94 THRU: 99-99-99
2	M05971-44-F28	EA	DRAWER-CABINET - W/O HARDWARE - 1 USED
			FROM: 00-00-00 THRU: 08-22-94
2	M05971-M3-F28	EA	DRAWER-CABINET - W/O HARDWARE - 1 USED
			FROM: 08-23-94 THRU: 99-99-99
3	P16398-02-F28	EA	CABINET-NIGHTSTAND - REAR
3	P16398-02-F29	EA	CABINET-NIGHTSTAND - REAR
4	116398-12-F28	EA	COUNTERTOP ASM
4	116398-12-F29	EA	COUNTERTOP ASM
5	058331-B5-000	EA	MIRROR-GLASS - 800 X 880 MM
	109332-02-01A	EA	TRIM-J - MIRROR - BRASS
6	110004-01-F28	EA	CABINET-OVERHEAD - W/O DOORS & HARDWARE - REAR PASSENGER

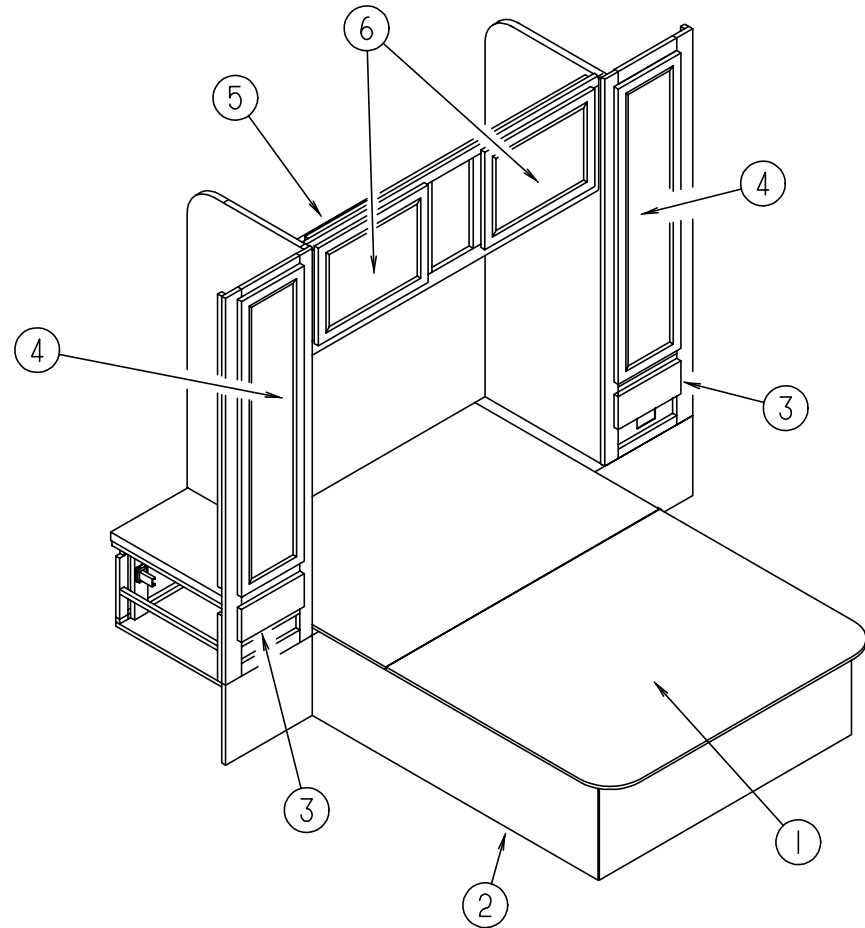
BEDROOM GROUP (CONTINUED)

SIDE QUEEN BEDROOM & FOLDING DOOR



KEY	PART NUMBER	U/M	DESCRIPTION
1	M06959-02-F01	EA	QUEEN BED TOP
	091261-01-000	FT	BACKING-NON-SKID - 12" X 100' ROLLS
	105376-01-02A	EA	HINGE-CONTINUOUS - 2" X 140MM - OFF WHITE
	107796-06-000	EA	SPRING-GAS - 20" LENGTH - 120 LB - SPDI SPD-2300-120
	107796-07-000	EA	BRACKET-GAS SPRING - SPDI SPD-1080
2	P16629-01-F28	EA	CABINET ASM-QUEEN BED
	110248-05-F28	EA	HEADBOARD-QUEEN PRINCESS
	110248-05-F29	EA	HEADBOARD-QUEEN PRINCESS
	116394-01-F28	EA	CABINET ASM-COMPARTMENT
	116394-01-F01	EA	CABINET ASM-COMPARTMENT
3	116400-02-F28	EA	CABINET ASM-NIGHTSTAND
3	116400-02-F29	EA	CABINET ASM-NIGHTSTAND
	116400-12-F28	EA	SHELF ASM
4	116400-13-F28	EA	COUNTERTOP ASM
4	116400-13-F29	EA	COUNTERTOP ASM
5	058331-B3-000	EA	MIRROR-GLASS - 785 X 1725 MM
	109332-02-01A	EA	TRIM-J - MIRROR - BRASS
6	112636-01-F28	EA	CABINET ASM-OVERHEAD - REAR
6	112636-01-F29	EA	CABINET ASM-OVERHEAD - REAR
7	M06803-03-F28	EA	DOOR-CABINET - W/O HARDWARE - 400 X 520 MM (MIRRORED)
			FROM: 00-00-00 THRU: 02-05-95
	108536-03-08A	EA	MIRROR-GLASS - 317 X 437 MM - GALAXY
			FROM: 00-00-00 THRU: 02-05-95
7	M06803-03-F29	EA	DOOR-CABINET - W/O HARDWARE - 400 X 520 MM (MIRRORED)
			FROM: 02-06-95 THRU: 99-99-99
	108536-03-04A	EA	MIRROR-GLASS - 317 X 437 MM - FERNLY
			FROM: 02-06-95 THRU: 99-99-99
7	M06803-82-F28	EA	DOOR-CABINET - W/O HARDWARE - 400 X 710 MM (WOOD PANEL)
8	M06803-66-F28	EA	DOOR-CABINET - W/O HARDWARE - 350 X 1220 MM (MIRRORED)
	058331-B3-000	EA	MIRROR-GLASS - 785 X 1725 MM
	042438-01-000	EA	DOWEL-WOOD - CLOTHES ROD - 1" DIAMETER X 4'
	009112-01-000	EA	FLANGE-ROD - 1" - CLOTHES - PLASTIC - OFF WHITE
9	M05975-04-F28	EA	DRAWER COMPLETE - MAKE-UP STAND
	113045-01-F02	EA	BOARD ONLY - MAKE-UP STAND
9	M05975-04-F29	EA	DRAWER COMPLETE - MAKE-UP STAND
	113045-01-F29	EA	BOARD ONLY - MAKE-UP STAND
10	M05971-E4-F28	EA	DRAWER CABINET - W/O HARDWARE - 1 USED
11	M05971-E5-F28	EA	DRAWER CABINET - W/O HARDWARE - 2 USED
12	M06803-E7-F28	EA	DOOR ASM-MITERED -VINYL - 410 X 1660
	042488-10-000	EA	DOOR-FOLDING - FABRIC - 37" X 75" - OFF WHITE
	080224-01-703	EA	ALMOND - HANDLE W/LATCH AND CATCH
	080224-01-705	EA	ALMOND - LATCH AND CATCH
	116399-01-F28	EA	CABINET ASM - COMPARTMENT
	116399-01-F29	EA	CABINET ASM - COMPARTMENT

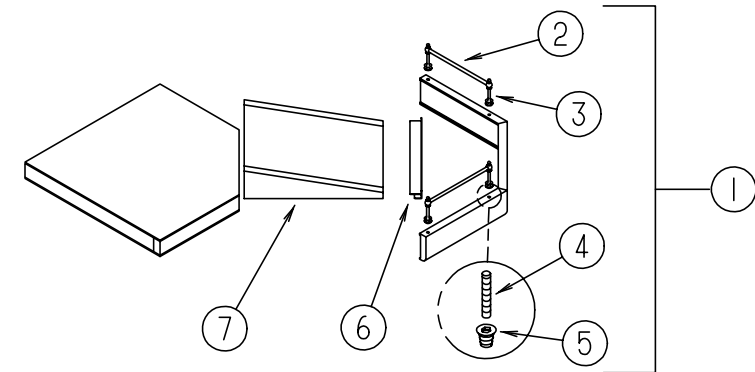
BEDROOM GROUP (CONTINUED)



CENTER QUEEN BEDROOM & FOLDING DOOR

KEY	PART NUMBER	U/M	DESCRIPTION
1	M06959-02-F01	EA	QUEEN BED TOP
	091261-01-000	FT	BACKING-NON-SKID - 12" X 100' ROLLS
	107796-06-000	EA	SPRING-GAS - 20" LENGTH - 120 LB - SPDI SPD-2300-120
	107796-07-000	EA	BRACKET-GAS SPRING - SPDI SPD-1080
2	P16629-01-F28	EA	CABINET ASM-QUEEN BED
3	M05971-49-F28	EA	DRAWER-CABINET - W/O HARDWARE
4	M06803-66-F28	EA	DOOR WARDROBE - 305 X 1220 MM (MIRRORED)
	058331-70-000	EA	MIRROR-GLASS - 222 X 1137 MM
	042438-01-000	EA	DOWEL-WOOD - CLOTHES ROD - 1" DIAMETER X 4'
	009112-01-000	EA	FLANGE-ROD - 1" - CLOTHES - PLASTIC - OFF WHITE
5	114998-01-F28	EA	CABINET ASM-OVERHEAD - REAR
6	M06803-13-F28	EA	DOOR-CABINET - W/O HARDWARE - 400 X 710 MM
	108536-04-08A	EA	MIRROR-GLASS - 317 X 627 MM - GALAXY FROM: 00-00-00 THRU: 02-05-95
	108536-04-04A	EA	MIRROR-GLASS - 317 X 627 MM - FERNLY FROM: 02-06-95 THRU: 99-99-99
6	M06803-13-F29	EA	DOOR-CABINET - W/O HARDWARE - 400 X 710 MM
	108536-04-04A	EA	MIRROR-GLASS - 317 X 627 MM - FERNLY FROM: 02-06-95 THRU: 99-99-99
	114975-02-F28	EA	CABINET ASM-CORNER
	114975-02-F29	EA	CABINET ASM-CORNER
	114975-13-F28	EA	COUNTERTOP ASM -CORNER CABINET
	114975-13-F29	EA	COUNTERTOP ASM -CORNER CABINET
	094856-10-01A	EA	TRACK-DOOR - FOLDING - OFF WHITE
	042488-10-000	EA	DOOR-FOLDING - FABRIC - 37" X 75" - OFF WHITE
	080224-01-703	EA	ALMOND - HANDLE W/LATCH AND CATCH
	080224-01-705	EA	ALMOND - LATCH AND CATCH

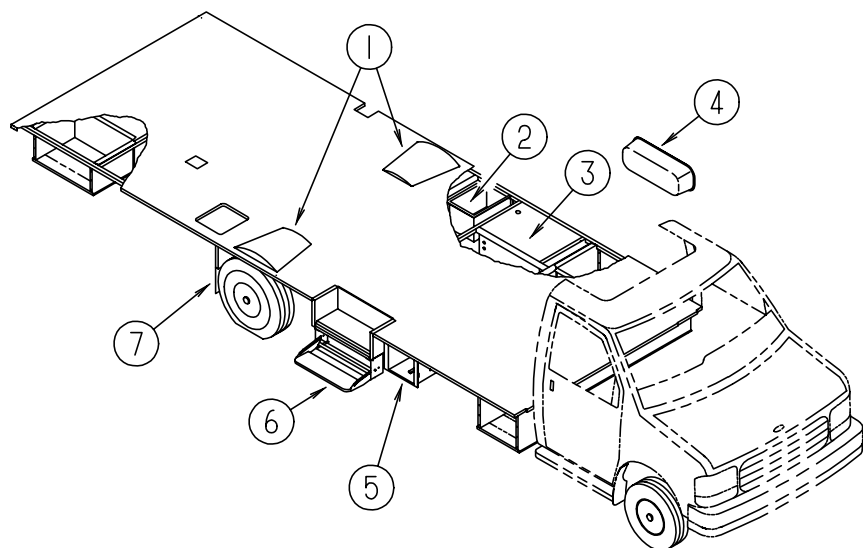
BEDROOM GROUP (CONTINUED)



DOUBLE BEDROOM TV SHELF

KEY	PART NUMBER	U/M	DESCRIPTION
1	111236-02-F28	EA	SHELF ASM-TV
2	084071-17-000	EA	ROD-BRASS - 181MM LONG
3	084070-02-000	EA	POST-END - BRASS
4	105246-01-000	EA	POST-ANCHOR
5	105247-01-000	EA	INSERT NUT - 8-32 THD X .394LG
6	103186-01-03A	FT	MOLDING-PLASTIC - SHELF
7	111236-15-F28	EA	WEDGE ASM

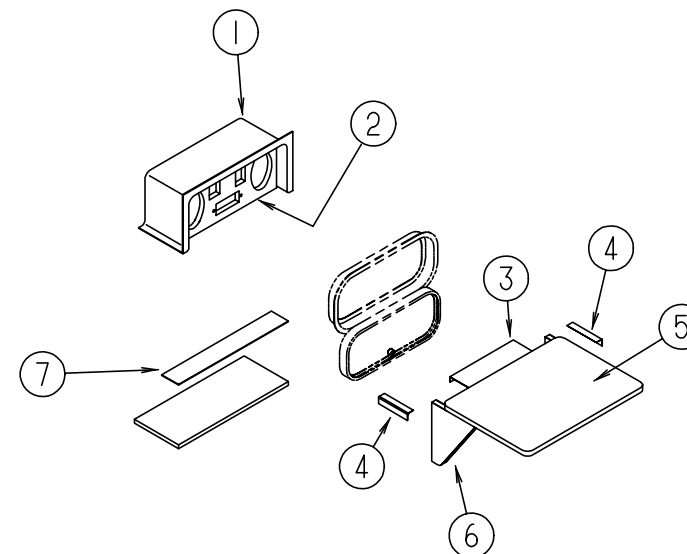
CHASSIS GROUP



COMPARTMENTS, PLUGS & SEALS

KEY	PART NUMBER	U/M	DESCRIPTION
1	112435-01-000	EA	WHEELWELL
2	102979-04-000	EA	BOX-POWER CORD
3	105732-01-000	EA	TRAY ASM - GENERATOR
	114070-02-02B	EA	SUPPORT ASM-GENERATOR - E-COAT
	114071-02-02B	EA	SUPPORT ASM-GENERATOR - RIGHT - E-COAT
	056746-01-000	EA	PLUG-CAP - 1" DIAMETER
	056748-01-000	EA	PLUG-CAP - 1.5" DIAMETER - BLACK
	115361-01-01A	EA	PLASTIC-PLUG
	061420-01-000	EA	PLUG-PLASTIC - 1.75" - BROWN
	061420-05-000	EA	PLUG-PLASTIC - 1.8" DIAMETER
	088270-01-000	FT	SEAL-BULB - W/WIRE RIGID U-CHANNEL - .5" - RUBBER - BLACK
4	106208-01-01A	EA	COMPARTMENT-EXTERIOR SHOWER - OFF WHITE
	092887-01-000	EA	HATCH-COMPARTMENT - SEWER HOSE - 6"
	092887-04-000	EA	CHAIN-TWIST CAP - 9"
5	105203-01-000	EA	COMPARTMENT-BATTERY
			FROM: 00-00-00 THRU: 11-13-94
	084993-01-000	EA	STRAP-BATTERY
	084993-02-000	EA	STRAP ASM -BATTERY - EXPORT
6	094708-01-01A	EA	STEP-ENTRY DOOR ELECTRIC - SINGLE - KWIKEE 2813
	094707-02-702	EA	GEAR KIT - KWIKEE 9525
	094707-02-703	EA	PARTS KIT - BEARINGS & PINS - KWIKEE 9530
	094707-02-704	EA	CONNECTOR KIT-MOTOR - KWIKEE 9537
	094707-02-705	EA	CONTROL UNIT-WHITE - KWIKEE 9513
	094708-02-700	EA	MOTOR-CONTROL CONVERSION KIT FOR 2800 SERIES
	094708-03-700	EA	LINKAGE ASM FOR 28 SERIES
	076241-13-000	EA	SUPPORT-STEP - ENTRY DOOR
			FROM: 00-00-00 THRU: 10-23-94
	091176-01-000	EA	SUPPORT-BASE - ENTRANCE STEP
7	017516-01-000	EA	FLAP-MUD - 14" X 18" - BLACK - REAR
	056748-01-000	EA	PLUG-CAP - 1.5" DIAMETER - BLACK
	115361-01-01A	EA	PLUG-PLASTIC - CAPLUG NO.W5
	045731-06-000	EA	GUARD-ROCK

CHASSIS GROUP (CONTINUED)



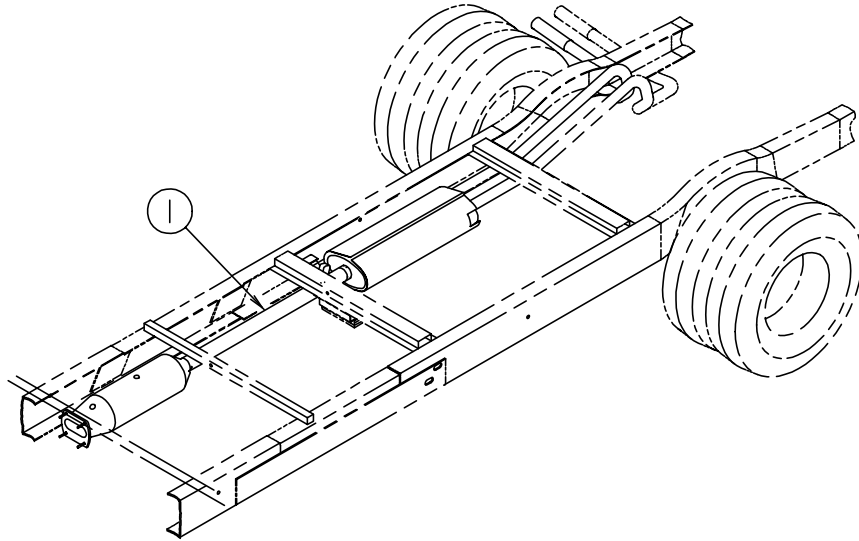
ENTERTAINMENT COMPARTMENT

KEY	PART NUMBER	U/M	DESCRIPTION
1	104897-02-01A	EA	BOX-ENTERTAINMENT CENTER - OFF WHITE
1	104897-02-02A	EA	BOX-ENTERTAINMENT CENTER - BRIGHT WHITE
2	104899-01-C05	EA	PLATE-RADIO MOUNTING
3	105377-01-01A	EA	BRACKET-TABLE HANGER - OFF WHITE
4	105376-01-02A	EA	HINGE-CONTINUOUS - 2" X 140MM - OFF WHITE
5	105230-01-F11	EA	SHELF ASM-EXTERIOR TV
	105230-11-E01	EA	SHELF ASM
6	105230-12-E01	EA	SUPPORT ASM
7	104898-01-01A	EA	PLATE-PLASTIC BOTTOM - OFF WHITE
7	104898-01-02A	EA	PLATE-PLASTIC BOTTOM - BRIGHT WHITE

CHASSIS GROUP (CONTINUED)

DRIVESHAFT & BRAKE LINE FLARE UNION

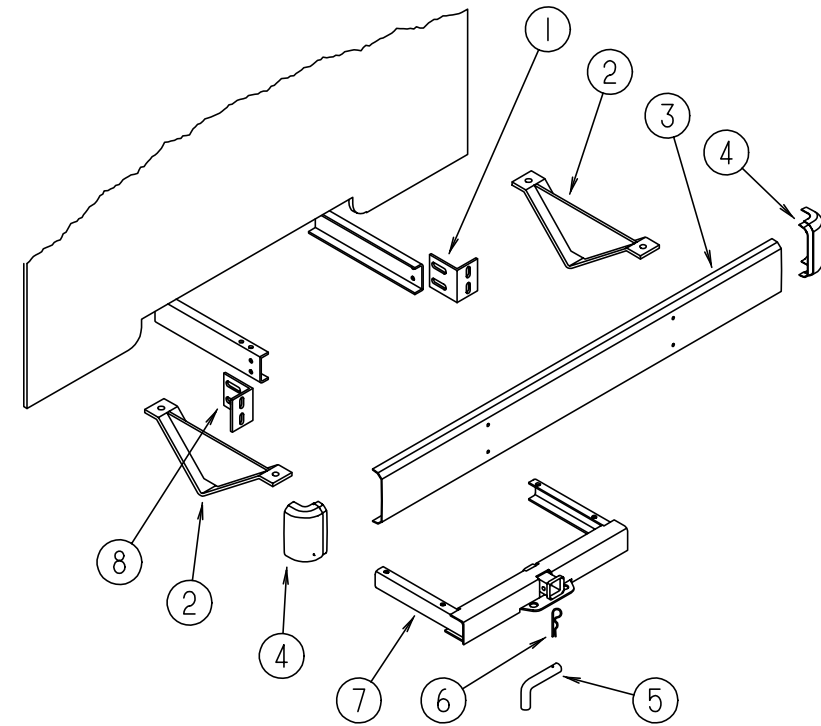
KEY	PART NUMBER	U/M	DESCRIPTION
	103653-10-000	EA	DRIVESHAFT ASM-BALANCED PAIR E350 190"WB (158) (DIESEL)
	115043-02-000	EA	BUSHING-INCREASE 2.5OD-3.5OD NEAPCO FORD DIESEL
	103653-16-000	EA	DRIVESHAFT ASM-BALANCED PAIR E350 190"WB (158)
	074833-01-000	EA	SPACER-BEARING - DRIVESHAFT - 2" X 8" X .5" THICK
	085771-03-000	EA	NUT-HEX - FLARE PREVAILING TORQUE - GRADE G DRIVE SHAFT
	088498-01-000	EA	UNION-INVERTED FLARE - BRASS - 3/16 - 3/8 - 24 THD



EXHAUST SYSTEM COMPONENTS

KEY	PART NUMBER	U/M	DESCRIPTION
	091182-04-000	EA	HEAT SHIELD
	094918-06-000	EA	CLAMP-EXHAUST - 3.00 HEAVY DUTY - HECO 24698
1	111478-02-000	EA	PIPE-EXHAUST - GAS
1	096753-06-000	EA	PIPE-EXHAUST - DIESEL
			FROM: 00-00-00 THRU: 11-13-94
1	094762-13-000	EA	PIPE-EXHAUST - DIESEL
			FROM: 11-14-94 THRU: 99-99-99

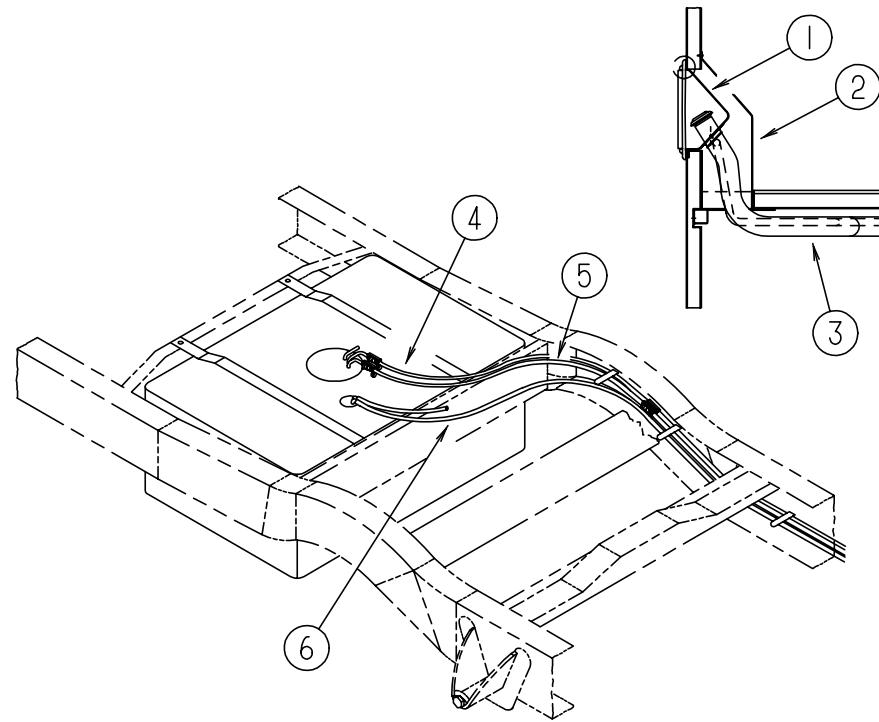
CHASSIS GROUP (CONTINUED)



REAR BUMPER & HITCH

KEY	PART NUMBER	U/M	DESCRIPTION
1	104420-01-000	EA	SUPPORT-ANGLE - BUMPER REAR - RIGHT
2	083376-01-000	EA	PLATE-SKID - 13.2" X 6" X 2" - STEEL
3	103099-05-01A	EA	BBUMPER - ALUMINUM - OFF WHITE
3	103099-05-02A	EA	BUMPER - ALUMINUM - BRIGHT WHITE
4	039779-01-000	EA	CAP-BUMPER - RUBBER - 4" X 4" - BLACK
4	106147-01-01A	EA	CAP-BUMPER - RUBBER - OFF WHITE
5	034512-01-000	EA	PIN-LOCKING - DRAWBAR
6	034513-01-000	EA	PIN-HITCH - 3/16" WIRE
7	107707-08-000	EA	DRAWBAR ASM-HITCH - CLASS II
8	104420-02-000	EA	SUPPORT-ANGLE - BUMPER REAR - LEFT
	097744-02-000	EA	HOUSING-TRAILER PIN - 48"
	105933-01-000	EA	BRACKET-BUMPER
	105933-02-000	EA	BRACKET-BUMPER
	097745-02-000	EA	CONNECTOR-SOCKET - TRAILER - GENERAL 433601
	113634-01-000	EA	WIRE ASM-TRAILER - ADAPTER - INCLUDES SOCKET & RECEPTACLE HOUSING
	113589-02-000	EA	CONNECTOR-SOCKET - TRAILER - PART OF WIRE ASM 113634-01-000
	113589-01-000	EA	CONNECTOR-PLUG - TRAILER

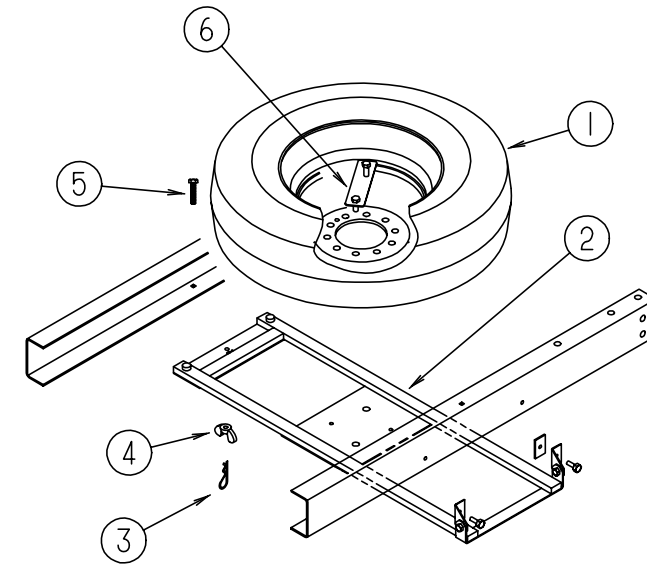
CHASSIS GROUP (CONTINUED)



FUEL SYSTEM COMPONENTS

KEY	PART NUMBER	U/M	DESCRIPTION
1	095854-01-02A	EA	SHROUD-FUEL FILL - OFF WHITE
1	095854-01-04A	EA	SHROUD-FUEL FILL - BRIGHT WHITE
2	078040-06-000	EA	SHROUD-FUEL FILL - UPPER - PLASTIC
3	108603-01-000	EA	NECK-FUEL FILL - MAIN - UNLEADED
3	108603-02-000	EA	NECK-FUEL FILL - MAIN - DIESEL
	078200-01-000	EA	GASKET-FUEL FILL - 3.5"OD X 2"ID
4	106388-01-000	EA	FUEL LINE ASM-FORD - 5/16 HP
5	106389-01-000	EA	FUEL LINE ASM-FORD - 3/8 HP
6	007063-01-000	FT	HOSE-GAS 1/4"ID X 1/2"OD
	044317-01-000	FT	HOSE-FUEL - 3/8" ID
	088258-02-000	EA	CLIP-RETAINING - FUEL LINE SINGLE
			FROM: 09-26-94 THRU: 99-99-99
	084884-01-000	EA	PLUG-BRASS - 3/8"

CHASSIS GROUP (CONTINUED)



SPARE TIRE

KEY	PART NUMBER	U/M	DESCRIPTION
1	083425-09-000	EA	TIRE-LT225/75R16 LRD - MICHELIN XCH4
1	083425-11-000	EA	TIRE-LT225/75R16 LRD - MICHELIN XLT
1	083617-03-000	EA	WHEEL-STEEL - 16.0 X 6 - ACCURIDE 28618
	095012-03-000	EA	EXTENSION-VALVE STEM - DUAL WHEEL
	112358-01-000	EA	WRENCH-LUG - 7/8 - L-SHAPE - FORD F2UA-17035-CA
2	116348-02-02B	EA	CRADLE ASM. - SPARE TIRE - E-COAT
3	034513-01-000	EA	PIN-HITCH - 3/16" WIRE
	116338-02-02B	EA	BRACKET-CLAMP - SPARE TIRE - E-C
4	064081-03-000	EA	NUT-WING
5	000C18-06-56A	EA	BOLT-ELEVATOR
6	116338-02-02B	EA	BRACKET-CLAMP-SPARE TIRE-E-COAT
	091274-03-000	EA	BOLT-J - 3/8" 16 X 12"
	107707-08-000	EA	DRAWBAR ASM-HITCH - CLASS II

WHEEL LINERS & COVERS

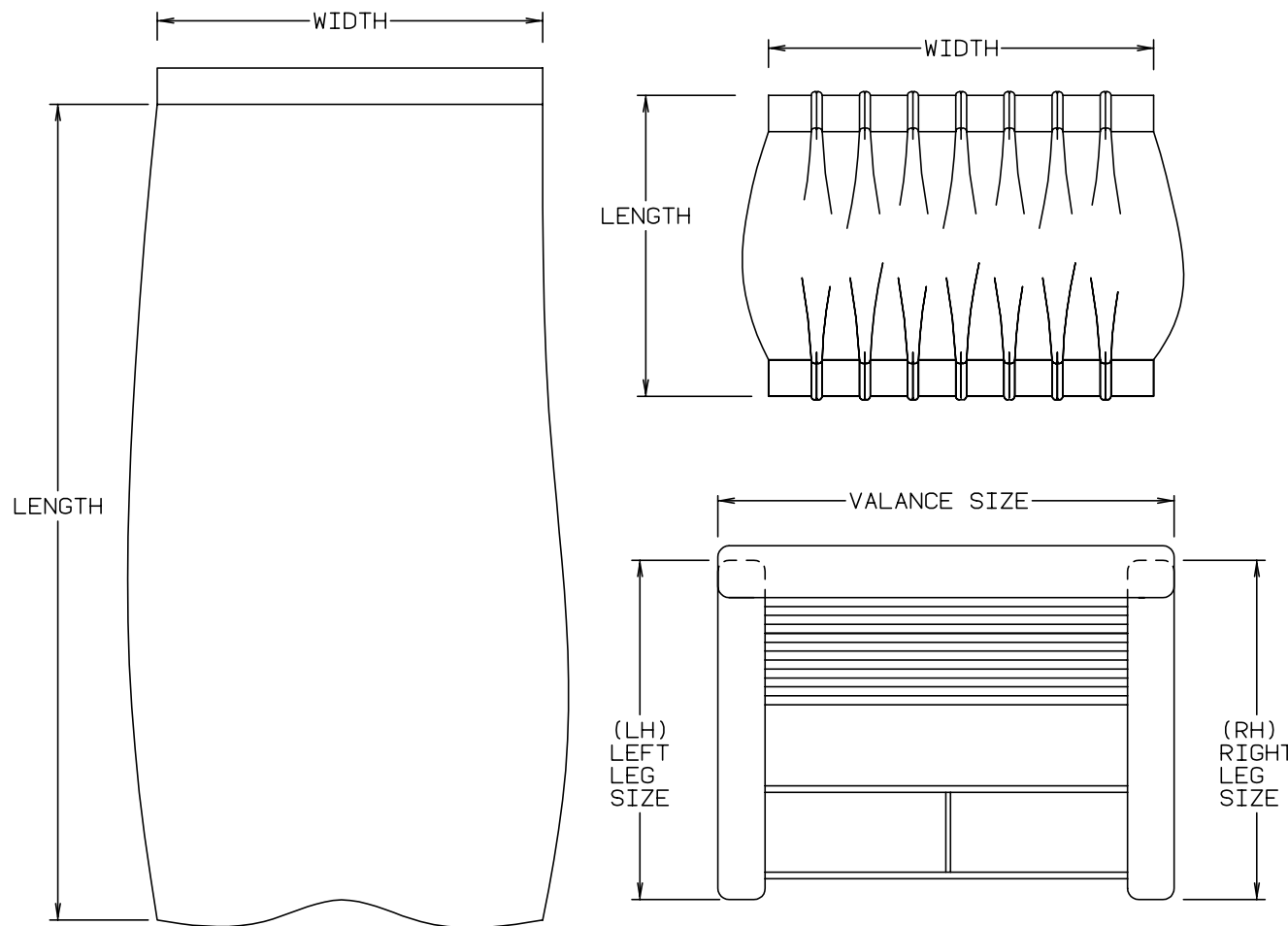
KEY	PART NUMBER	U/M	DESCRIPTION
	110435-02-000	EA	LINER-WHEEL - SET 4 E350 92 - DICOR V160F2
	110435-02-700	EA	WHEEL LINER - FRONT - V160F2-FWC
	110435-02-701	EA	WHEEL LINER - REAR - V160F2-RWC
	110435-02-702	EA	STUD EXT. - V160SD-STX
	110435-02-703	EA	NUT - JAMB - V160SD-JNT
	110435-02-704	EA	LUG NUT COVER - V160F0-LNC
	110435-02-705	EA	TOOL FOR JAMB NUT - INSTALLATION - V160F0-TOL

CURTAIN & CUSHION GROUP

NOTICE

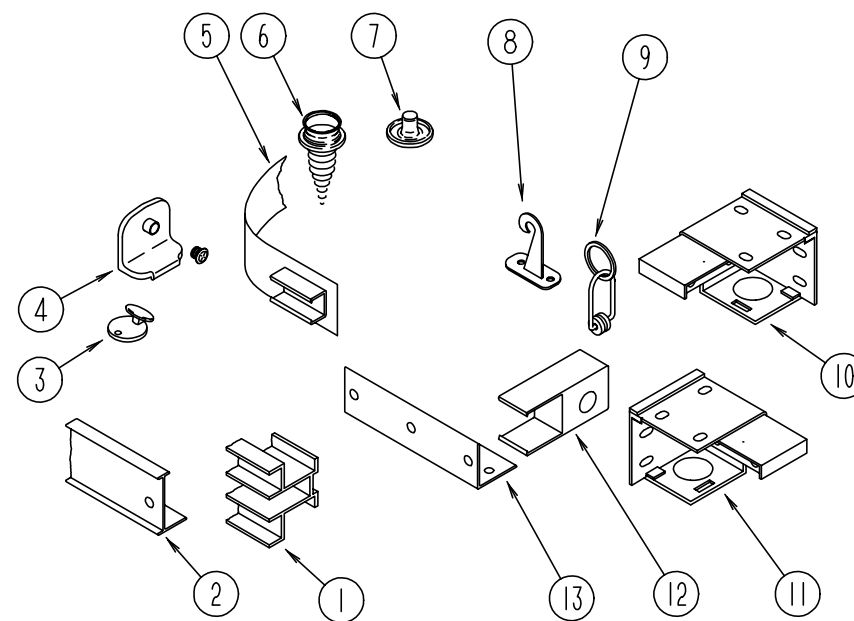
IN ORDER TO ASSIST OUR PARTS SALES DEPT. IN PROVIDING INTERIOR SOFTWARE ITEMS, PLEASE INCLUDE THE SERIAL NUMBER AND THE COLOR CODE NUMBER FROM THE VEHICLE CERTIFICATION LABEL WHEN ORDERING. THIS LABEL IS LOCATED ON THE LEFT SIDEWALL AT THE END OF THE DASH (A-BODY), OR ON THE DRIVER'S DOOR LATCH PLATE (C-BODY).

AN EXAMPLE OF A COLOR CODE NUMBER IS B07, WHICH DESIGNATES AN OVERALL COLOR SCHEME OF A PARTICULAR UNIT. THE COLOR LISTED AFTER THE ITEM DESCRIPTION ON THE MICROFICHE, INDICATES THE OVERALL UNIT COLOR. ORDER THE ITEM YOU DESIRE ACCORDING TO UNIT COLOR CODE.



NOTE: USE THIS ILLUSTRATION WHEN DETERMINING LENGTH AND WIDTH MEASUREMENTS FOR CURTAINS. YOU WILL NOTE THE WIDTH MEASUREMENT IS TAKEN ON THE TOP OF THE CURTAIN WITH THE CURTAIN FULLY EXTENDED. THE LENGTH MEASUREMENT IS TAKEN FROM TOP TO BOTTOM. LEFT AND RIGHT WINDOW LEGS ARE DETERMINED WHEN FACING THE WINDOW.

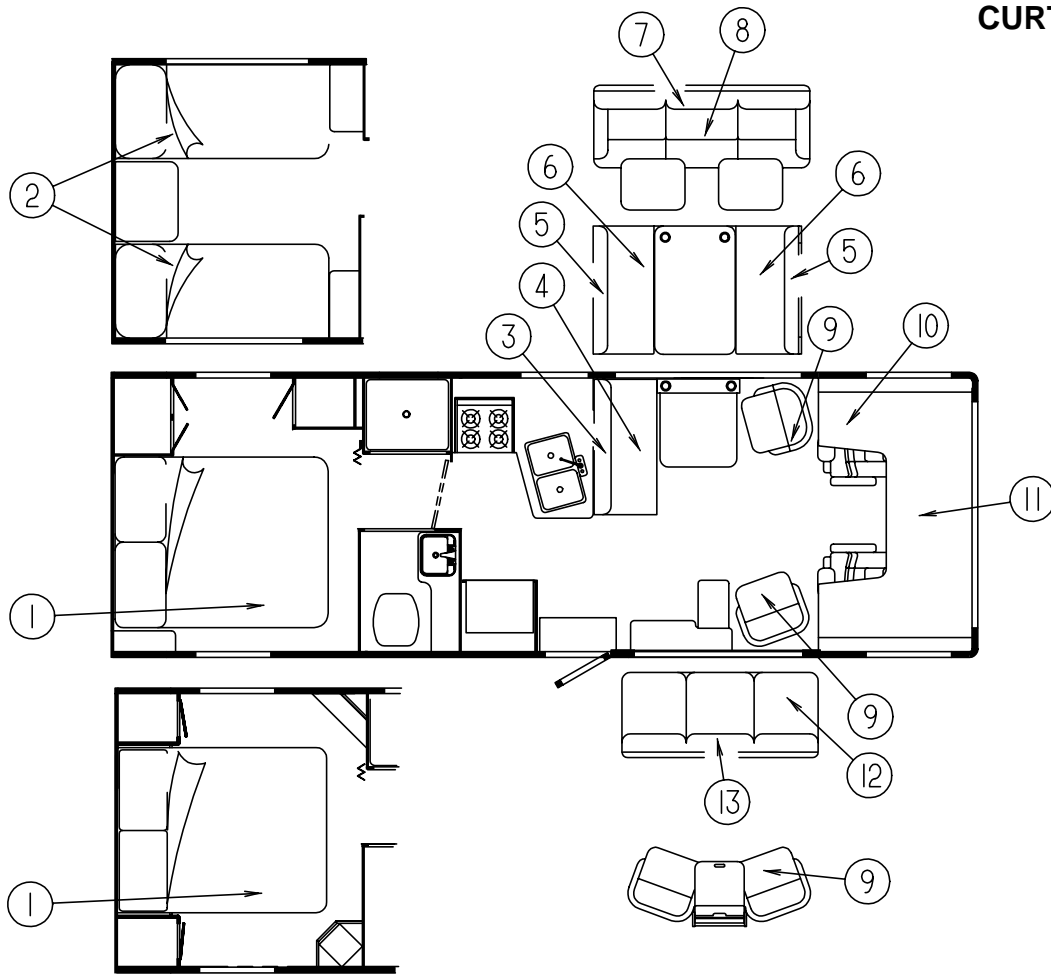
CURTAIN & CUSHION GROUP (CONTINUED)



CURTAIN & BLIND HARDWARE

KEY	PART NUMBER	U/M	DESCRIPTION
1	101033-03-000	FT	TRACK-WALL - WHITE - CT225 - SHAPCO
2	105450-06-01A	EA	TRACK-CURTAIN, 88" LONG - ALUMINUM - OFF WHITE (FRONTWRAPAROUND)
3	102555-01-000	EA	CLEAT-CORD - BLIND - OFF WHITE
4	106544-01-000	EA	PULL-SHADE - BRASS
	106544-01-001	EA	SCREW-BRASS - PULL SHADE
5	101031-01-000	YD	TAPE-GLIDE - CURTAIN - 4.25" SPACING
6	029130-01-000	EA	SCREW-SNAP SOCKET - 8 PH X 5/8"
7	029155-01-000	EA	CAP-SNAP - NICKEL
8	109441-01-000	EA	HOLD DOWN-BLIND - HOOK
9	029156-01-000	EA	SOCKET-SNAP FASTENER - NICKEL
10	083170-01-000	EA	BRACKET-BLIND - RIGHT SIDE
11	083170-02-000	EA	BRACKET-BLIND - LEFT SIDE
12	101033-02-000	EA	END CAP-TRACK - CLEAR
13	105648-01-01A	EA	BRACE-VALANCE - 356 MM LONG - EXTRUDED ALUMINUM - BEIGE
	046867-01-000	EA	GROMMET-BRASS - 7/16" ID X 1" OD
	102075-09-01A	EA	ROD-CURTAIN - SHOWER - OFF WHITE
	048394-02-000	YD	VELCRO TAPE-HOOK - ADHESIVE BACK - .75" WIDE - BEIGE
	068716-01-001	EA	BRACE - 90 DEGREE L-ANGLE - 192" - EXTRUDED ALUMINUM
	075943-01-000	EA	BRACE-ANGLE - W/HOLES - 1" X 1.5" X 20" - ALUMINUM - BEIGE
	084434-01-000	EA	BRACKET-MOUNTING - ROLLER SHADE - 1 3/8"
	084433-01-700	EA	SPRING-REWIND - ROLLER SHADE
	088792-01-000	YD	VELCRO-HOOK - .75" WIDE - BEIGE
	088792-02-000	YD	VELCRO TAPE-LOOP - ADHESIVE BACKED - .75" WIDE - BEIGE
	096843-01-000	EA	SPRING-REWIND - ROLLER SHADE
	086276-01-000	EA	TAPE-DOUBLE SIDED - 1/2" (ON PULL SHADES)
	095567-01-000	EA	TACK-STRIP - .5" X 625' ROLL
	009702-01-000	EA	END STOP - CURTAIN CARRIER - L ROD
	089522-01-000	EA	PANEL-LEG - TWO SIDED 33.3" LONG - PLASTIC - BLACK
	089522-02-000	EA	PANEL-LEG - TWO SIDED 31.5" LONG - PLASTIC - BLACK
	009700-04-002	EA	TRACK-L-SHAPED 195.2" - OFF WHITE
	094896-02-000	EA	GROMMET-CORD - PLEATED BLIND - NYLON - GRAY
	094907-02-000	EA	END CAP-TOP - PLEATED BLIND - PLASTIC - GRAY
	094907-04-000	EA	HARDWARE-END CAP - BOTTOM - PULL TYPE
	097564-01-000	EA	HANDLE-T - EZ LIFT SHADE
	097565-01-000	EA	BRACKET-MOUNTING - PLEATED BLIND
	097591-01-000	EA	SPRING-EXTENSION - PLEATED BLIND
	097592-01-000	EA	SPOOL-CORD - ELEVATED BLIND HOOK-UP - CLEAR PLASTIC
	097593-10-000	FT	CORD-BLIND - PLEATED - VANILLA (F28)
	097593-02-000	FT	CORD-BLIND - PLEATED - GRAY (F29)

CURTAIN & CUSHION GROUP (CONTINUED)



BEDSPREAD, PILLOW & MATTRESS

KEY	PART NUMBER	U/M	DESCRIPTION
1	101123-08-000	EA	MATTRESS-QUEEN - 60" X 75" - TICKING COVERED
1	P01123-08-000	EA	COVER-MATTRESS - FOAM - QUEEN - 60" X 75"
	085365-19-F31	EA	BEDSPREAD-QUEEN - 60" (F28)
	085365-19-F32	EA	BEDSPREAD-QUEEN - 60" (F29)
	102161-29-F31	EA	PILLOW SHAM (F28)
	102161-29-F32	EA	PILLOW SHAM (F29)
2	101123-15-000	EA	MATTRESS-FOAM - TWIN - 35" X 74"
2	P01123-15-000	EA	COVER-MATTRESS - FOAM - TWIN - 35" X 74"
	085365-32-F28	EA	BEDSPREAD-TWIN - 36" - ROUNDED CORNERS
	085365-32-F29	EA	BEDSPREAD-TWIN - 36" - ROUNDED CORNERS
	102161-28-F28	EA	PILLOW SHAM - 22" X 37"
	102161-28-F29	EA	PILLOW SHAM - 22" X 37"
	111862-03-F28	EA	ACCENT PILLOW 15" X 15" - W/5" RUFFLE
	111862-03-F29	EA	ACCENT PILLOW 15" X 15" - W/5" RUFFLE

FORWARD FACING COUCH

KEY	PART NUMBER	U/M	DESCRIPTION
3	115469-01-F28	EA	BED-FORWARD FACING - BACK COMP - JACKKNIFE
3	115469-01-F29	EA	BED-FORWARD FACING - BACK COMP - JACKKNIFE
	115469-02-F28	EA	RIGHT AND LEFT CUSHIONS - COUCH BACKREST
	115469-02-F29	EA	RIGHT AND LEFT CUSHIONS - COUCH BACKREST
	P15469-02-F28	EA	COVER-RIGHT AND LEFT CUSHIONS - COUCH BACKREST
	P15469-02-F29	EA	COVER-RIGHT AND LEFT CUSHIONS - COUCH BACKREST
	115469-03-F28	EA	CENTER CUSHION - COUCH - BACK
	115469-03-F29	EA	CENTER CUSHION - COUCH - BACK
	P15469-03-F28	EA	COVER-CENTER CUSHION-COUCH - BACK
	P15469-03-F29	EA	COVER-CENTER CUSHION-COUCH - BACK
4	114969-04-F28	EA	SEAT-COUCH - W/O BACKREST
4	114969-04-F29	EA	SEAT-COUCH - W/O BACKREST
	P14969-04-F28	EA	COVER-SEAT - COUCH
	P14969-04-F29	EA	COVER-SEAT - COUCH
	101085-04-000	EA	FRAME-SEAT - 74.75"
	101085-06-000	EA	FRAME-BASE - 74.75"
	111637-02-F28	EA	PILLOW ASM - 22" X 22"(F28)
	111637-02-E324	EA	PILLOW ASM - 22" X 22"(F29)

NOTE: COUCH FRONT AND SIDE PANELS ARE FOUND IN THE LOUNGE GROUP.

DINETTE CUSHIONS

KEY	PART NUMBER	U/M	DESCRIPTION
5	111880-05-F28	EA	CUSHION-BACKREST - 13.5" X 42" X 5"
5	111880-05-F29	EA	CUSHION-BACKREST - 13.5" X 42" X 5"
	P11880-05-F28	EA	COVER-CUSHION - BACKREST - 13.5" X 42" X 5"
	P11880-05-F29	EA	COVER-CUSHION - BACKREST - 13.5" X 42" X 5"
6	105603-15-F28	EA	CUSHION-SEATBASE - 23" X 42" X 5"
6	105603-15-F29	EA	CUSHION-SEATBASE - 23" X 42" X 5"
	P05603-15-F28	EA	COVER-CUSHION - SEATBASE - 23" X 42" X 5"
	P05603-15-F29	EA	COVER-CUSHION - SEATBASE - 23" X 42" X 5"
	078155-01-000	EA	STRAP-SNAP - BACKREST CUSHION

DRIVER SIDE COUCH

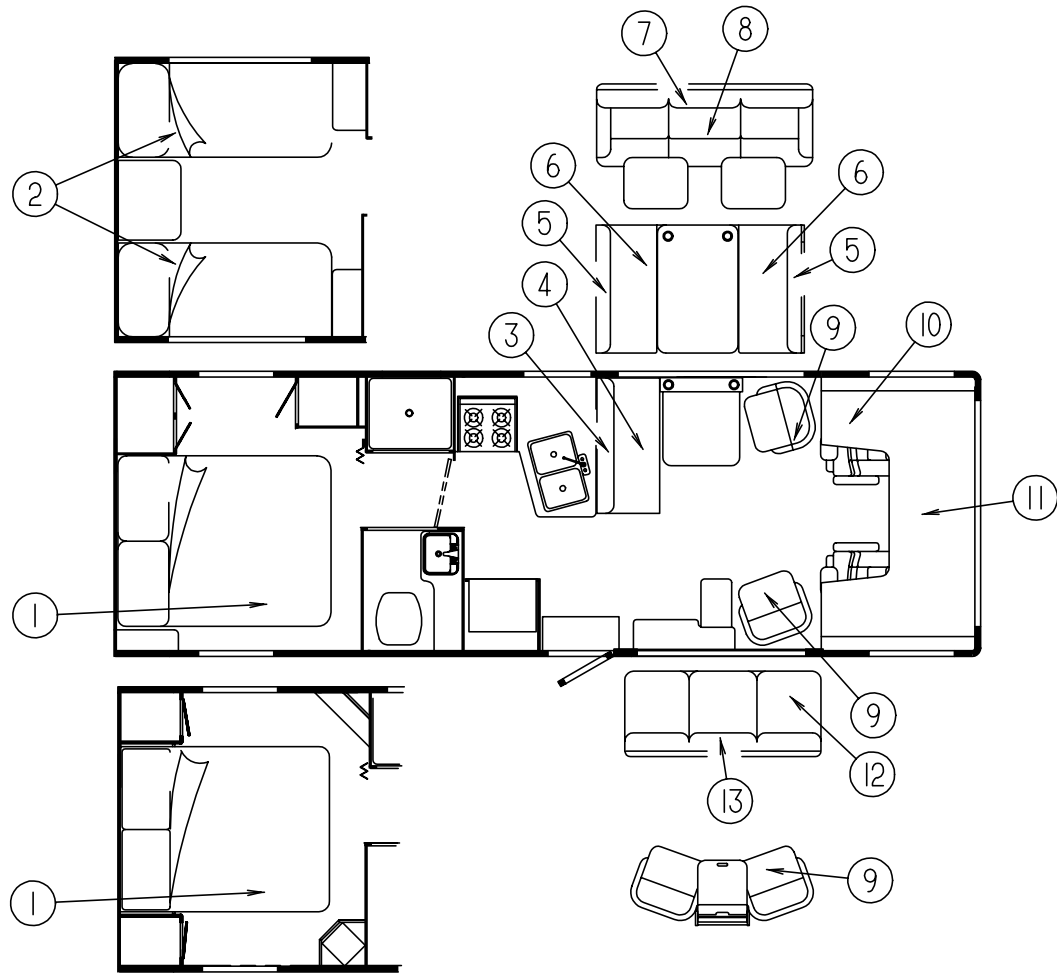
KEY	PART NUMBER	U/M	DESCRIPTION
7	112104-01-F28	EA	BED ASM. - JACK KNIFE BACK (F28)
7	112104-01-F29	EA	BED ASM. - JACK KNIFE BACK (F29)
	P12104-01-F28	EA	COVER-BED ASM. - JACK KNIFE BACK - 74" (F28)
	P12104-01-F29	EA	COVER-BED ASM. - JACK KNIFE BACK - 74" (F09)
	101085-10-000	EA	FRAME - 74.5" X 16" - BACK FRAME - JACKKNIFE
8	100032-43-F28	EA	SEAT-COUCH - W/O BACKREST
8	100032-43-F29	EA	SEAT-COUCH - W/O BACKREST
	P00032-43-F28	EA	COVER-SEAT - COUCH - 74"
	P00032-43-F29	EA	COVER-SEAT - COUCH - 74"
	101085-04-000	EA	FRAME-SEAT - COUCH - 74"
	101085-06-000	EA	FRAME-BASE - COUCH - 74"
	111637-02-F31	EA	PILLOW ASM - 22" X 22"
	111637-02-F32	EA	PILLOW ASM - 22" X 22"

NOTE: COUCH FRONT AND SIDE PANELS ARE FOUND IN THE LOUNGE GROUP.

SWIVEL CHAIR

KEY	PART NUMBER	U/M	DESCRIPTION
9	115470-01-F28	EA	CHAIR ASM-SIERRA
9	115470-01-F29	EA	CHAIR ASM-SIERRA
	P15470-01-F28	EA	COVER ASM-SIERRA
	P15470-01-F29	EA	COVER ASM-SIERRA

CURTAIN & CUSHION GROUP (CONTINUED)



BUNK CUSHIONS

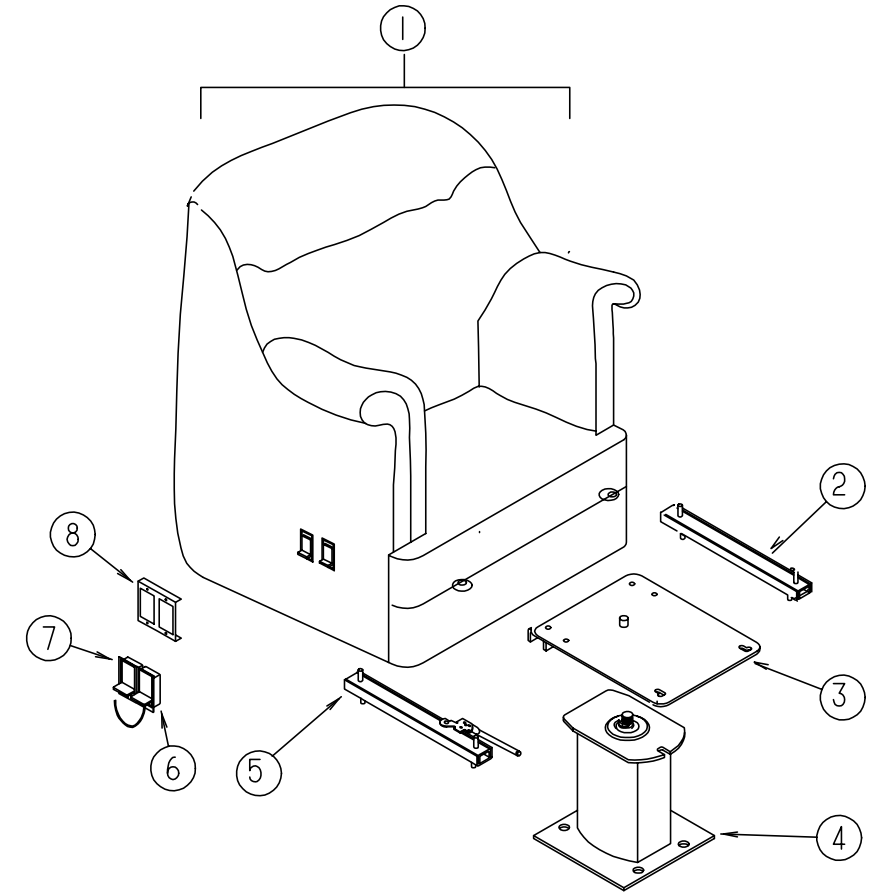
KEY	PART NUMBER	U/M	DESCRIPTION
10	105573-10-F28	EA	CUSHION-BUNK - REAR - 27" X 23" X 80" X 5"
10	105573-10-F29	EA	CUSHION-BUNK - REAR - 27" X 23" X 80" X 5"
	P05573-10-F28	EA	COVER-CUSHION - BUNK - REAR - 27" X 23" X 80" X 5"
	P05573-10-F29	EA	COVER-CUSHION - BUNK - REAR - 27" X 23" X 80" X 5"
11	105573-09-F28	EA	CUSHION-BUNK - FRONT - 32.5" X 80" X 5" (F28)
11	105573-09-F29	EA	CUSHION-BUNK - FRONT - 32.5" X 80" X 5" (F29)
	P05573-09-F28	EA	COVER-CUSHION - BUNK - FRONT - 32.5" X 80" X 5" (F28)
	P05573-09-F29	EA	COVER-CUSHION - BUNK - FRONT - 32.5" X 80" X 5" (F29)
	079145-08-000	EA	CUSHION-BUNK - 25" X 74" X 3.5" (FRONT ENTERTAINMENT CENTER)
	M79145-08-000	EA	COVER-CUSHION - BUNK - 25" X 74" X 3.5" (FRONT ENTERTAINMENT CENTER)
	094658-02-F08	EA	HANDLE-SALEM CHERRY

PASSENGER SIDE COUCH

KEY	PART NUMBER	U/M	DESCRIPTION
12	100032-37-F28	EA	SEAT-COUCH - W/O BACKREST
12	100032-37-F29	EA	SEAT-COUCH - W/O BACKREST
	P00032-37-F28	EA	COVER-SEAT - COUCH - 66.5"
	P00032-37-F29	EA	COVER-SEAT - COUCH - 66.5"
	101085-01-000	EA	FRAME-SEAT - COUCH - 66.5"
	101085-03-000	EA	FRAME-BASE - COUCH - 66.5"
13	112104-02-F28	EA	BED ASM - JACK KNIFE BACK
13	112104-02-F29	EA	BED ASM - JACK KNIFE BACK
	P12104-02-F28	EA	COVER-BED ASM - JACK KNIFE BACK
	P12104-02-F29	EA	COVER-BED ASM - JACK KNIFE BACK
	101085-09-000	EA	FRAME - 66.5 X 16 BACK FRAME - JACKKNIFE
	111637-02-F31	EA	PILLOW ASM - 22" X 22" (F28)
	111637-02-F32	EA	PILLOW ASM - 22" X 22" (F29)

NOTE: COUCH FRONT AND SIDE PANELS ARE FOUND IN THE LOUNGE GROUP.

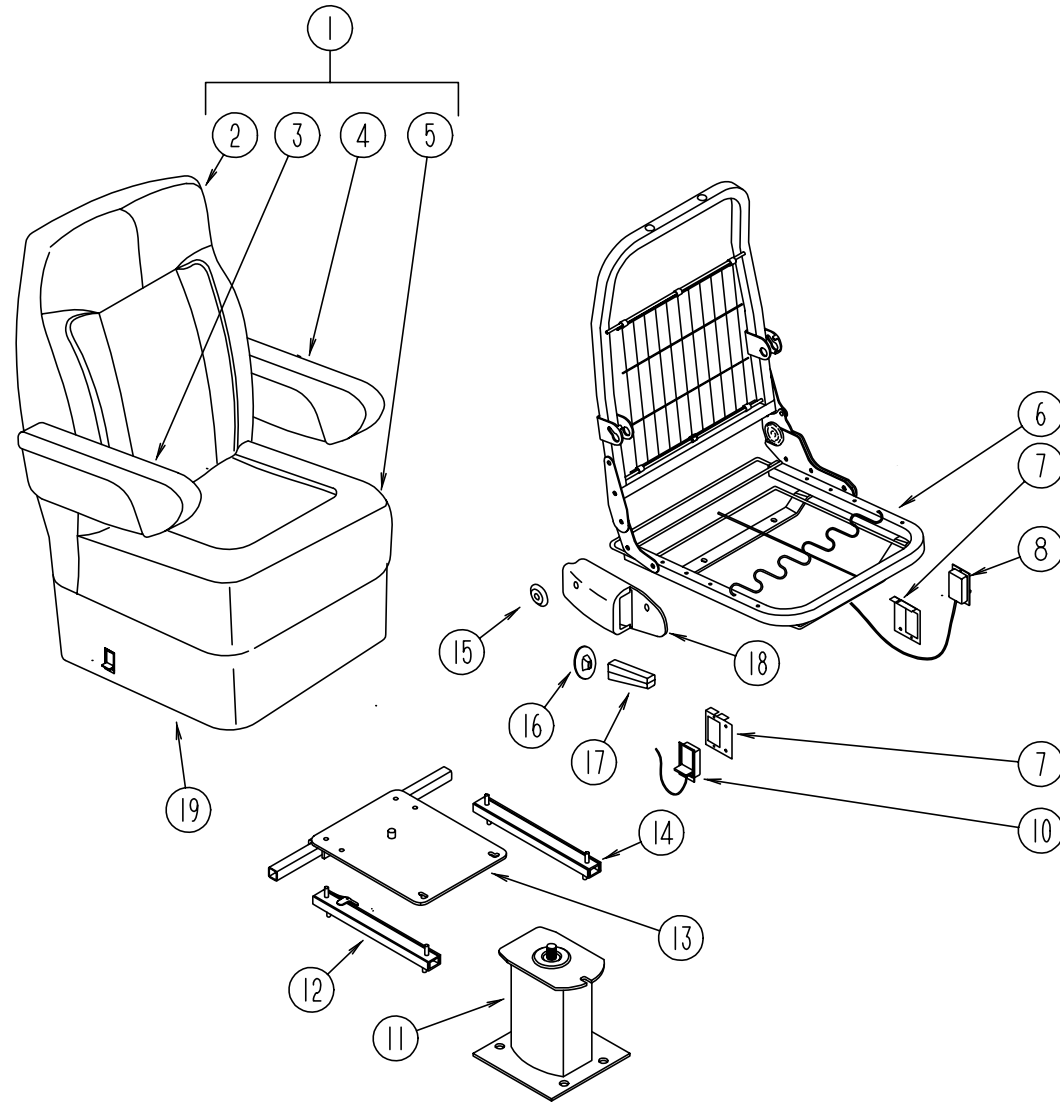
CURTAIN & CUSHION GROUP (CONTINUED)



SWIVEL CHAIR

KEY	PART NUMBER	U/M	DESCRIPTION
1	115470-01-F28	EA	CHAIR ASM-SIERRA
1	115470-01-F29	EA	CHAIR ASM-SIERRA
	P15470-01-F28	EA	COVER ASM-SIERRA
	P15470-01-F29	EA	COVER ASM-SIERRA
2	069246-06-000	EA	ADJUSTER-SWIVEL CHAIR - MANUAL - FORWARD & BACK FROM: 00-00-00 THRU: 10-16-94
2	069246-12-000	EA	ADJUSTER ASM-LOCKING - 2 STUDS - AMP #83700 FROM: 10-17-94 THRU: 99-99-99
3	107921-08-000	EA	TOP PLATE-W/O SEAT BELT BAR - FLEXSTEEL 2759PDTP
	107921-06-000	EA	BEARING KIT-PEDESTAL - FLEXSTEEL
4	107921-01-000	EA	PEDESTAL ASM-SEAT 9-3/4" - FLEXSTEEL 3060 MSPD
5	069246-08-000	EA	ADJUSTER ASM-TT - REMOTE - 1 STUD - SCHROCK FROM: 00-00-00 THRU: 10-16-94
5	069246-13-000	EA	ADJUSTER ASM-NONLOCKING - 2 STUD - AMP #83710 FROM: 10-17-94 THRU: 99-99-99
	007221-01-000	EA	SPACER-SEAT - ADJUSTER - 4 USED PER SWIVEL CHAIR
6	108049-01-000	EA	CABLE W/SWITCH - 28" - F/FLEXSTEEL PEDESTAL FROM: 00-00-00 THRU: 11-12-94
	108049-02-000	EA	CLIP-CABLE - PEDESTAL
7	089368-04-000	EA	CABLE-SWIVEL/SLIDE - W/SWITCH
	108049-01-000	EA	CABLE - 28" - FLEXSTEEL PEDESTAL FROM: 00-00-00 THRU: 11-13-94
	108049-03-000	EA	CABLE - 26" - Z END CABLE - CMA FROM: 11-14-94 THRU: 99-99-99
8	117125-01-02B	EA	BRACKET-CABLE HOLDER - E-COAT FROM: 10-17-94 THRU: 99-99-99
	108445-02-000	EA	PLATE ASM-PEDESTAL - SEAT
	114889-01-000	EA	STOP BAR-UNIVERSAL - SHROCK
	P07977-01-F28	EA	SKIRT SIERRA CHAIR
	P07977-01-F29	EA	SKIRT SIERRA CHAIR

CURTAIN & CUSHION GROUP (CONTINUED)



BUCKET SEATS

KEY	PART NUMBER	U/M DESCRIPTION
1	111855-03-F31	EA SEAT-BUCKET - W/ARMREST - NON-RECLINING (F28)
1	111855-03-F29	EA SEAT-BUCKET - W/ARMREST - NON-RECLINING (F29)
2	M05962-03-F31	EA COVER-BACKREST - BUCKET SEAT (F28)
2	M05962-03-F29	EA COVER-BACKREST - BUCKET SEAT (F29)
3	111320-03-F31	EA ARMREST-BUCKET SEAT - RIGHT (F28)
3	111320-03-F06	EA ARMREST-BUCKET SEAT - RIGHT (F29)
	P11320-03-F31	EA COVER-ARMREST - RIGHT (F28)
	P11320-03-F06	EA COVER-ARMREST - RIGHT (F29)
	111169-01-000	EA PLATE-BACK - ARMREST
4	111320-04-F31	EA ARMREST-BUCKET SEAT - LEFT (F28)
4	111320-04-F06	EA ARMREST-BUCKET SEAT - LEFT (F29)
	P11320-04-F31	EA COVER-ARMREST - LEFT SIDE (F28)
	P11320-04-F06	EA COVER-ARMREST - LEFT SIDE (F29)
	111169-01-000	EA PLATE-BACK - ARMREST
5	M05962-04-F31	EA COVER-SEAT - BUCKET SEAT (F28)
5	M05962-04-F06	EA COVER-SEAT - BUCKET SEAT (F29)
6	M80906-11-000	EA FRAME-SEAT & BACK & SPRING
7	097683-02-000	EA BRACKET-REMOTE - REMOTE
8	089368-04-000	EA SWITCH & CABLE-SLIDE - SHROCK
	108049-03-000	EA CABLE-26" Z END CABLE - CMA
	089323-01-000	FT STRIP-POLYENTHYLENE - J-CHANNEL FLEX-O-LATORS

BUCKET SEATS (CONTINUED)

KEY	PART NUMBER	U/M DESCRIPTION
10	108049-01-000	EA SWITCH & CABLE-SWIVEL - 28" - FLEXSTEEL PED 23602
		FROM: 00-00-00 THRU: 11-13-94
	108049-03-000	EA CABLE-26" Z END CABLE - CMA
		FROM: 11-14-94 THRU: 99-99-99
	108049-02-000	EA CLIP-CABLE - PEDESTAL - FLEXSTEEL 2592-CA
11	107921-09-000	EA PEDESTAL ASM-SEAT FORD - FLEXSTEEL 3067-PDMB
12	069246-05-000	EA ADJUSTER-SEAT/CHAIR - W/REMOTE - FORWARD & BACK
		FROM: 00-00-00 THRU: 10-16-94
	069246-05-700	EA SPRING-ADJUSTER - FOR REMOTE
	069246-05-701	EA CLIP-CABLE - FOR REMOTE
12	069246-14-000	EA ADJUSTER ASM-LOCKING - 4STUDS - AMP #83720
		FROM: 10-17-94 THRU: 99-99-99
13	107921-08-000	EA TOP PLATE-PEDESTAL - BUCKET SEAT - W/O SEATBELT BAR
	107921-06-000	EA BEARING KIT - PEDESTAL
14	069246-02-000	EA ADJUSTER-SEAT/CHAIR - W/O LOCK - FORWARD & BACK
		FROM: 00-00-00 THRU: 10-16-94
14	069246-15-000	EA ADJUSTER ASM-NONLOCK - 4STUDS - AMP #83730
		FROM: 10-17-94 THRU: 99-99-99
15	080730-06-000	EA SHIELD-CABLE - REMOTE RECLINER - BUCKET SEAT
	111169-05-000	EA INSERT-OVAL - ITASCA
16	080730-09-000	EA SHIELD - RECLINER HANDLE
17	080730-08-000	EA HANDLE - RECLINER - BLACK
18	080730-11-000	EA SHIELD - RUBBER BOOT
19	071126-42-F28	EA SKIRT-BUCKET SEAT - 7" SINGLE (F28)
19	071126-42-E22	EA SKIRT-BUCKET SEAT - 7" SINGLE (F29)
	114889-01-000	EA STOP BAR-UNIVERSAL - SHROCK

VINYL ASSIST HANDLE, BUTTONS, WELTING & SEATBELTS

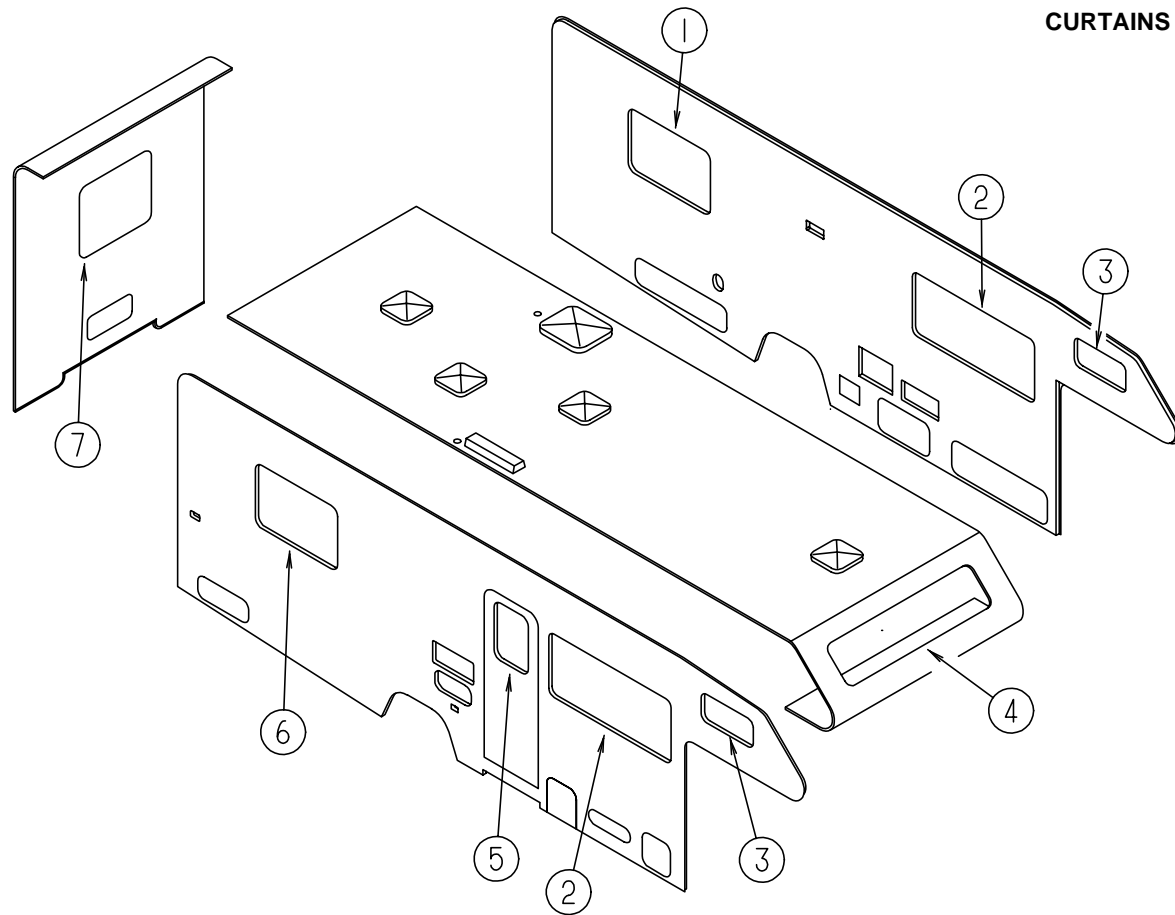
KEY	PART NUMBER	U/M DESCRIPTION
	070578-06-F08	EA BUTTON-SNAP TOP - #30 - VINYL - BEIGE
	079349-04-F31	YD WELT ASM-NARROW - ACCENT (F28)
	079349-04-E32	YD WELT ASM-NARROW - ACCENT (F29)
	057534-01-000	EA TIEBACK/TIEDOWN-BED/CURTAIN/DOOR - 6" - CLEAR PLASTIC
	057534-06-000	EA TIEBACK/TIEDOWN-BED/CURTAIN/DOOR - 6" - BEIGE VINYL
	053552-02-AA8	EA HANDLE-ASSIST - INTERIOR - ENTRY DOOR - VINYL - OFF WHITE
	000C16-07-16B	EA BOLT-CARRIAGE - ASSIST HANDLE - 7/16" - 14 X 1" ZN
	000D20-07-00B	EA NUT-ACORN - ASSIST HANDLE - 7/16" X 14 ZN
	069178-02-000	EA BRACKET-MOUNTING - ASSIST HANDLE - L- ANGLE W/HOLES - STAINLESS STEEL
	057759-01-000	EA WASHER BRACKET-SEAT BELT - 4" DIAMETER
	007021-01-000	EA BELT-SEAT - 2" X 90" - BLACK
	056271-01-000	EA BELT-SEAT - 2" X 102" - BLACK

FABRICS

KEY	PART NUMBER	U/M DESCRIPTION
	072333-85-000	YD FABRIC-CURTAIN - 54" WIDE - MUSHROOM
	108446-D0-000	YD FABRIC-UPHOLSTERY - CHARISMA - HEATHER (F28)
	108446-76-000	YD FABRIC-UPHOLSTERY - GAMBIA (F29)
	108446-C7-000	YD FABRIC-UPHOLSTERY - COLLISION - ORCHID (F28)
	108446-C8-000	YD FABRIC-UPHOLSTERY - CANASTA STONE (F29)
	108446-C9-000	YD FABRIC-UPHOLSTERY - STARLIGHT ORCHID (F28)
	108446-55-000	YD FABRIC-UPHOLSTERY - ALBANY - WHEAT (F29)
	105745-88-000	YD FABRIC-BEDSPREAD - MAIN - LINEN - TARA (F28)
	105745-93-000	YD FABRIC-BEDSPREAD - MAIN - DOVER - SUNTAN (F29)
	105745-87-000	YD FABRIC-BEDSPREAD/DRAPERY - ACCENT - RADIANCE - ORCHID (F28)
	105745-92-000	YD FABRIC-BEDSPREAD/DRAPERY - ACCENT - DANIELLE - SUNTAN (F29)
	087272-03-000	YD FABRIC-LINING - CURTAIN - 54" WIDE - IVORY
	103907-01-01A	YD FABRIC-VINYL - 54" WIDE - OFF WHITE
	079680-01-000	YD FABRIC-VINYL - 54" WIDE - BEIGE
	089351-03-000	YD VINYL-CEILING - DIAMOND DESIGN - 54" WIDE

CURTAIN & CUSHION GROUP (CONTINUED)

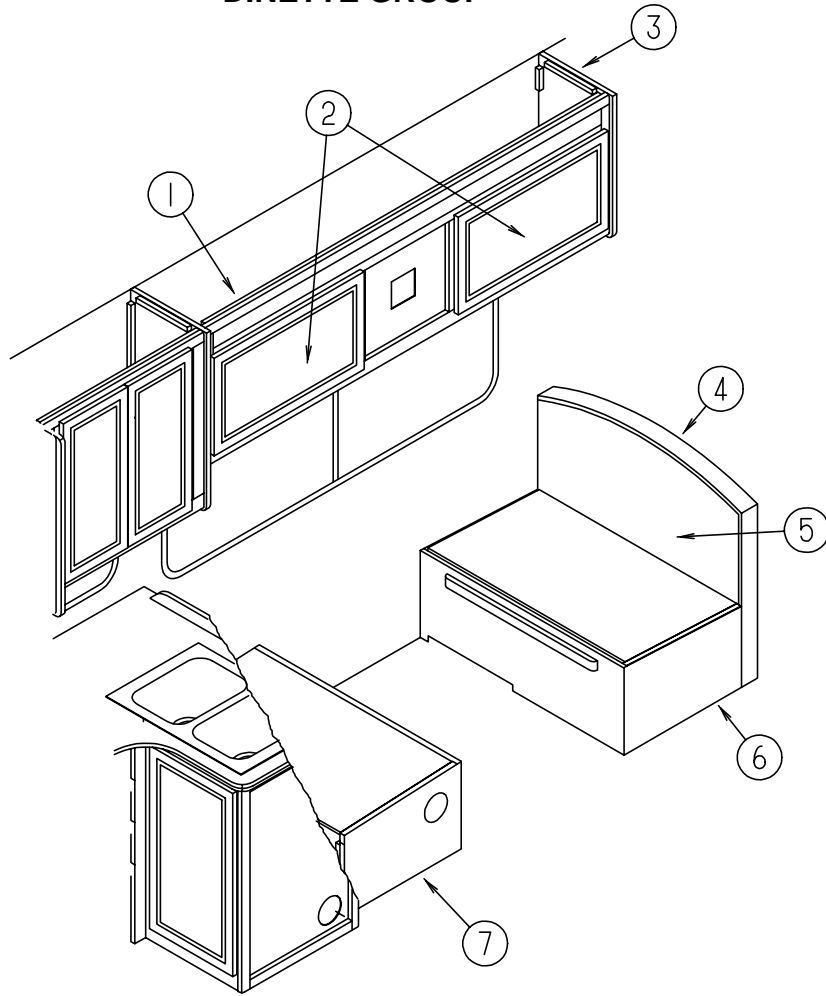
CURTAINS & WINDOW TREATMENT



KEY	PART NUMBER	U/M	DESCRIPTION
6	115929-04-F28	EA	VALANCE ASM - 44" - CATALINA (CENTER QUEEN BED)
6	115929-04-F29	EA	VALANCE ASM - 44" - CATALINA (CENTER QUEEN BED)
6	115929-03-F28	EA	VALANCE ASM - 30" - CATALINA (OFF CENTER QUEEN BED)
6	115929-03-F29	EA	VALANCE ASM - 30" - CATALINA (OFF CENTER QUEEN BED)
6	115929-07-F28	EA	VALANCE ASM - 50" - CATALINA (TWIN BED)
6	115929-07-F29	EA	VALANCE ASM - 50" - CATALINA (TWIN BED)
6	111910-25-F31	EA	BLIND-DAY/NIGHTER - 41" X 28.5" (F28) (CENTER QUEEN BED)
6	111910-25-F32	EA	BLIND-DAY/NIGHTER - 41" X 28.5" (F29) (CENTER QUEEN BED)
6	111910-21-F28	EA	BLIND-DAY/NIGHTER - 21" X 37" (F28) (OFF CENTER QUEEN BED)
6	111910-21-F29	EA	BLIND-DAY/NIGHTER - 21" X 37" (F29) (OFF CENTER QUEEN BED)
6	111910-24-F31	EA	BLIND-DAY/NIGHTER - 49" X 28.5" (F28) (TWIN BED)
6	111910-24-F32	EA	BLIND-DAY/NIGHTER - 49" X 28.5" (F29) (TWIN BED)
7	115929-02-F28	EA	VALANCE ASM - 52" - CATALINA (CENTER QUEEN BED)
7	115929-02-F29	EA	VALANCE ASM - 52" - CATALINA (CENTER QUEEN BED)
7	111910-19-F28	EA	BLIND-DAY/NIGHTER - 50" X 28" (F28)
7	111910-19-F29	EA	BLIND-DAY/NIGHTER - 50" X 28" (F29)
	076892-20-E05	EA	CURTAIN ASM - 50" X 78" - PLAIN
	093487-09-05A	EA	CURTAIN - 26" X 100" - BUNK PRIVACY W/LINING
	073260-64-F28	EA	TIEBACK ASM. - 1" X 13" - NO SNAP
	073260-64-F29	EA	TIEBACK ASM. - 1" X 13" - NO SNAP

KEY	PART NUMBER	U/M	DESCRIPTION
1	115929-04-F28	EA	VALANCE ASM - 44" - CATALINA (CENTER QUEEN BED)
1	115929-04-F29	EA	VALANCE ASM - 44" - CATALINA (CENTER QUEEN BED)
1	115929-03-F28	EA	VALANCE ASM - 30" - CATALINA (OFF CENTER QUEEN BED)
1	115929-03-F29	EA	VALANCE ASM - 30" - CATALINA (OFF CENTER QUEEN BED)
1	115929-07-F28	EA	VALANCE ASM - 50" - CATALINA (TWIN BED)
1	115929-07-F29	EA	VALANCE ASM - 50" - CATALINA (TWIN BED)
1	111910-25-F31	EA	BLIND-DAY/NIGHTER - 41" X 28.5" (F28) (CENTER QUEEN BED)
1	111910-25-F32	EA	BLIND-DAY/NIGHTER - 41" X 28.5" (F29) (CENTER QUEEN BED)
1	111910-21-F28	EA	BLIND-DAY/NIGHTER - 21" X 37" (F28) (OFF CENTER QUEEN BED)
1	111910-21-F29	EA	BLIND-DAY/NIGHTER - 21" X 37" (F29) (OFF CENTER QUEEN BED)
1	111910-24-F31	EA	BLIND-DAY/NIGHTER - 49" X 28.5" (F28) (TWIN BED)
1	111910-24-F32	EA	BLIND-DAY/NIGHTER - 49" X 28.5" (F29) (TWIN BED)
2	109234-29-F28	EA	LEG ASM - 27" - PLAIN W/O HOLES - RIGHT (F28)
2	109234-29-F06	EA	LEG ASM - 27" - PLAIN W/O HOLES - RIGHT (F29)
2	109234-30-F28	EA	LEG ASM - 27" - PLAIN W/O HOLES - LEFT (F28)
2	109234-30-F06	EA	LEG ASM - 27" - PLAIN W/O HOLES - LEFT (F29)
2	113637-02-F28	EA	VALANCE ASM - 63.5" - VICTORIA
2	113637-02-F29	EA	VALANCE ASM - 63.5" - VICTORIA
2	111910-22-F31	EA	BLIND-DAY/NIGHTER - 60" X 28.5"(F28)
2	111910-22-F32	EA	BLIND-DAY/NIGHTER - 60" X 28.5"(F29)
3	101034-45-F28	EA	CURTAIN-DARTED TAPE TOP & BOTTOM - 16" X 28" - RIGHT
3	101034-45-F29	EA	CURTAIN-DARTED TAPE TOP & BOTTOM - 16" X 28" - RIGHT
3	101034-46-F28	EA	CURTAIN-DARTED TAPE TOP & BOTTOM - 16" X 28" - LEFT
3	101034-46-F29	EA	CURTAIN-DARTED TAPE TOP & BOTTOM - 16" X 28" - LEFT
4	101034-33-F28	EA	CURTAIN-DARTED TAPE TOP & BOTTOM - 21" X 60" - RIGHT
4	101034-33-F29	EA	CURTAIN-DARTED TAPE TOP & BOTTOM - 21" X 60" - RIGHT
4	101034-34-F28	EA	CURTAIN-DARTED TAPE TOP & BOTTOM - 21" X 60" - LEFT
4	101034-34-F29	EA	CURTAIN-DARTED TAPE TOP & BOTTOM - 21" X 60" - LEFT
5	113268-23-F28	EA	VALANCE-WINDOW - 31.75"
5	113268-23-F29	EA	VALANCE-WINDOW - 31.75"
5	084755-57-E07	EA	SHADE ASM-PULL - 27.25"

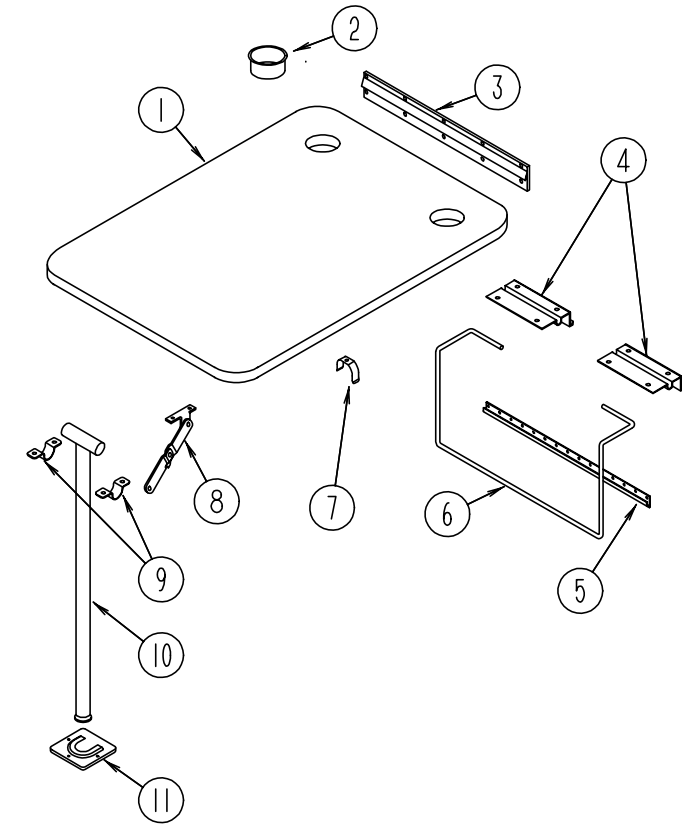
DINETTE GROUP



DINETTE CABINETS

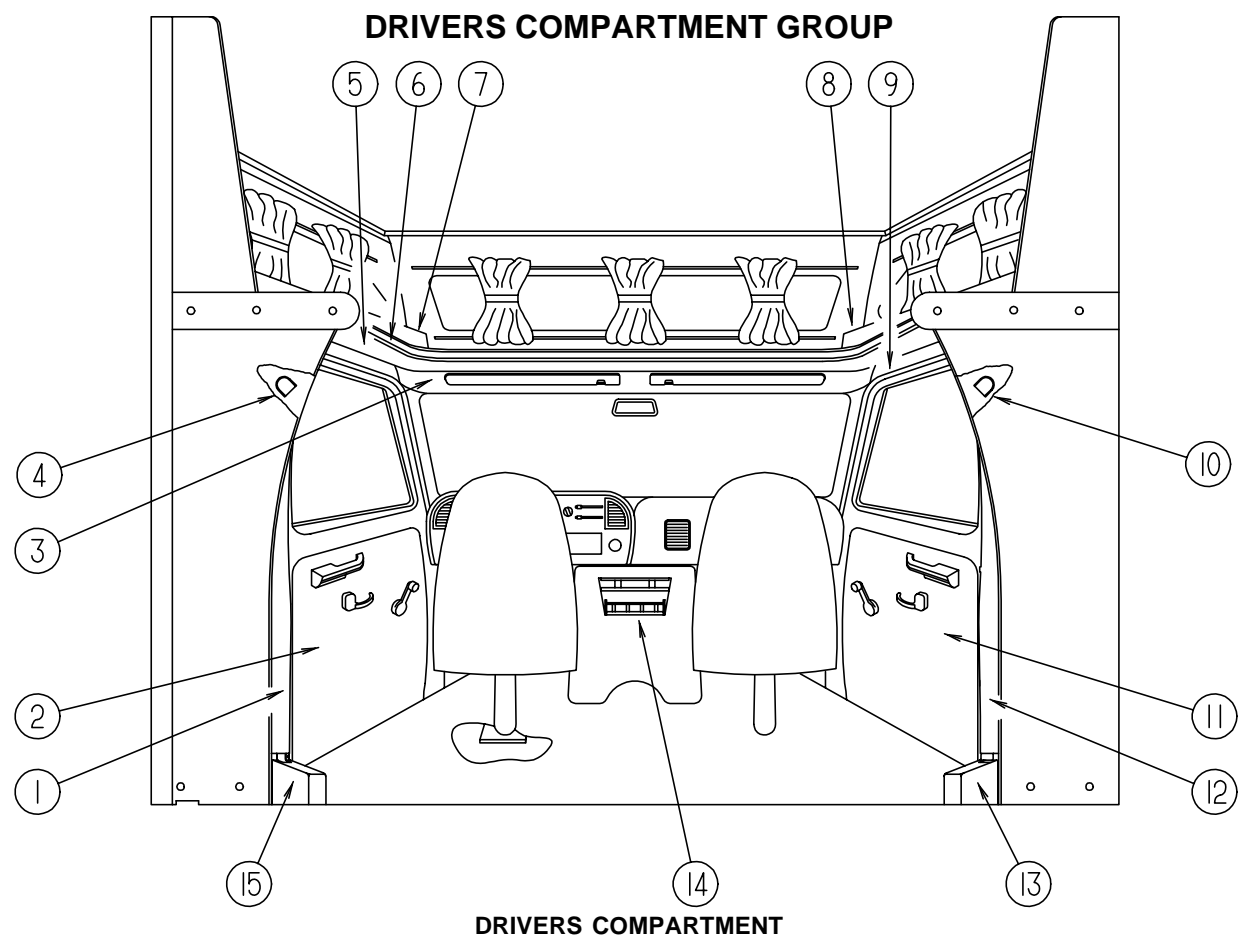
KEY	PART NUMBER	U/M	DESCRIPTION
1	111166-03-F28	EA	CABINET-OVERHEAD - W/O DOORS & HARDWARE - DINETTE
1	111166-03-F29	EA	CABINET-OVERHEAD - W/O DOORS & HARDWARE - DINETTE
2	M06803-13-F28	EA	DOOR-CABINET - W/O HARDWARE - 400 X 710 MM FROM: 00-00-00 THRU: 02-05-95
	108536-04-08A	EA	MIRROR-GLASS - 317 X 627 7MM - GALAXY FROM: 00-00-00 THRU: 02-05-95
2	M06803-13-F29	EA	DOOR-CABINET - W/O HARDWARE - 400 X 710 MM FROM: 02-06-95 THRU: 99-99-99
	108536-04-04A	EA	MIRROR-GLASS - 317 X 627 MM - FERNLY FROM: 02-06-95 THRU: 99-99-99
2	M06803-82-F28	EA	DOOR-CABINET - W/O HARDWARE - 400 X 710MM (WOOD PANEL)
3	109908-09-F28	EA	END CAP-CABINET - OVERHEAD
4	111338-06-F28	EA	PAD-BACKREST - DINETTE - USED ON BOTH SIDES
4	111338-06-F29	EA	PAD-BACKREST - DINETTE - USED ON BOTH SIDES
5	M06884-07-F28	EA	CABINET-BACKREST - RIGHT
6	M06885-15-F28	EA	CABINET-SEATBASE - RIGHT
	112368-32-F28	EA	END CAP-SEATBASE CABINET
7	M06885-16-F28	EA	CABINET-SEATBASE - LEFT
	112368-33-F28	EA	END CAP-SEATBASE CABINET
	083125-05-000	EA	BRACE-ANGLE - COUCH - BEIGE - 2.5"

DINETTE GROUP (CONTINUED)



DINETTE TABLE

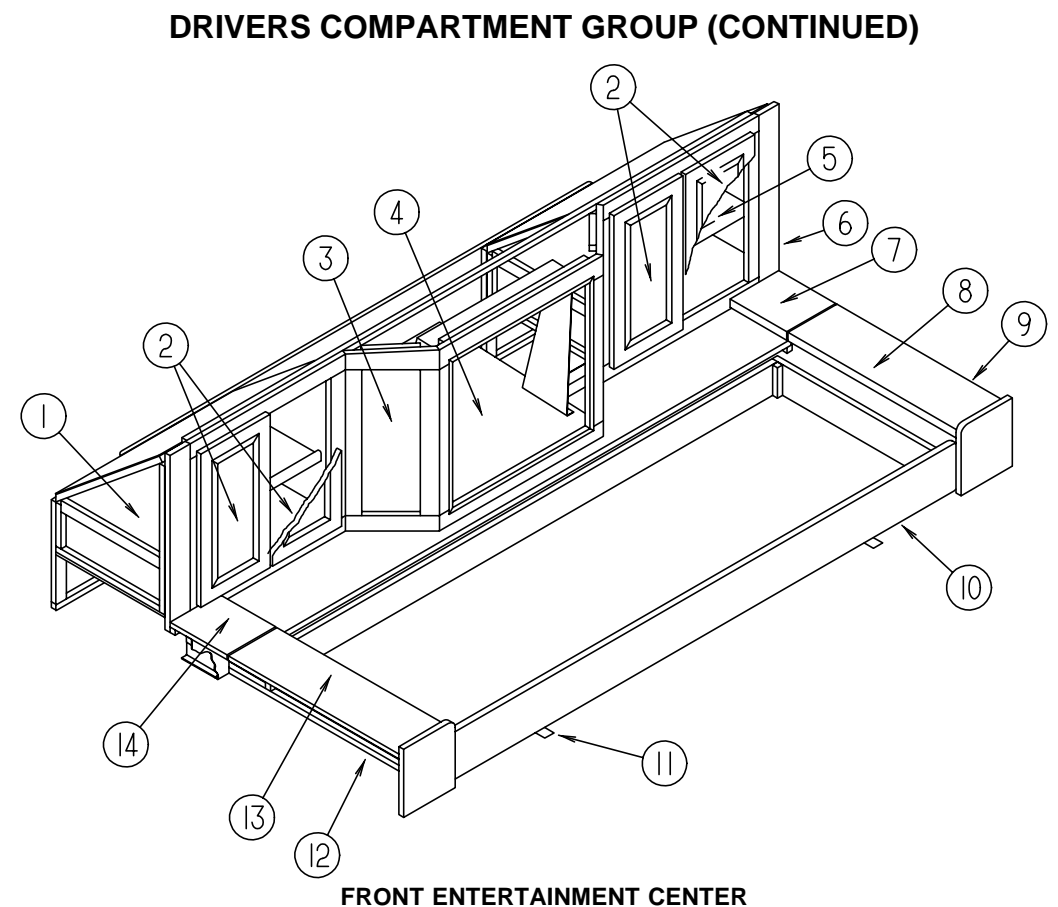
KEY	PART NUMBER	U/M	DESCRIPTION
1	081322-12-F02	EA	TABLE-DINETTE - W/O HARDWARE (F28)
1	081322-12-F29	EA	TABLE-DINETTE - W/O HARDWARE (F29)
2	064781-06-000	EA	HOLDER-CUP - TWO STEP - OFF WHITE
3	053200-12-000	EA	BRACKET-TABLE SUPPORT - UPPER WALL MOUNTED - 23.5" - OFF WHITE
4	088410-02-000	EA	BRACKET-LIFT - TABLE MOUNTED - OFF WHITE
5	024281-14-000	EA	BRACKET-LIFT ROD - LOWER WALL MOUNTED - 22.12" - OFF WHITE
6	024275-12-000	EA	ROD-TABLE LIFT - OFF WHITE
7	024283-01-000	EA	CLIP-LEG - 1" - 1.125" OD - BLACK
8	024282-01-000	EA	BRACE-TABLE LEG - HINGED
9	064050-05-000	EA	HINGE-TABLE LEG - OFF WHITE
10	024276-23-000	EA	LEG-TABLE - METAL - OFF WHITE
11	049493-11-700	EA	CATCH-LEG - FLOOR MOUNTED - 2.5" X 2.7" - METAL - E-COAT
	049493-12-000	EA	CATCH-TABLE LEG - OFF WHITE
	002929-01-001	EA	EXTR - BRACKET TABLE



KEY	PART NUMBER	U/M	DESCRIPTION
1	106446-02-C03	EA	TRIM ASM-CAB - B-PILLAR - DRIVER SIDE (FORD)
2	109573-02-F28	EA	PANEL ASM-DOOR - INNER - DRIVER
2	109573-02-F29	EA	PANEL ASM-DOOR - INNER - DRIVER
3	106448-01-C03	EA	HEADLINER ASM-VINYL (FORD)
4	115038-02-01A	EA	COVER-SEAT BELT - UP - LEFT - OFF WHITE
5	106447-02-C03	EA	TRIM ASM-CAB DOOR - UPPER - DRIVER SIDE (FORD)
5	106445-02-C03	EA	TRIM ASM-WINGWALL WRAP - LEFT (FORD)
6	079800-07-000	EA	TRIM-SLEEPERBOARD - INNER - OFF WHITE
6	080742-03-000	FT	TRIM-VINYL - SLEEPER BOARD - OFF WHITE
7	109894-01-F28	EA	CABINET ASM-HAMPER - DRIVER
7	109894-01-F29	EA	CABINET ASM-HAMPER - DRIVER
8	109894-03-F28	EA	CABINET ASM-HAMPER - PASSENGER
8	109894-03-F29	EA	CABINET ASM-HAMPER - PASSENGER
9	106447-01-C03	EA	TRIM ASM-CAB DOOR - UPPER - PASSENGER SIDE (FORD)
9	106445-01-C03	EA	TRIM ASM-WINGWALL WRAP - RIGHT (FORD)
9	082071-12-C52	EA	COVER ASM - WINGWALL
10	115038-01-01A	EA	COVER-SEAT BELT - UP - RIGHT - OFF WHITE
11	109573-01-F28	EA	PANEL ASM-DOOR - INNER - PASSENGER
11	109753-01-F29	EA	PANEL ASM-DOOR - INNER - PASSENGER
12	106446-01-C03	EA	TRIM ASM-CAB - B-PILLAR - PASSENGER SIDE (FORD)
13	106431-01-01A	EA	COVER-SEATBELT RECOIL - DRIVER - OFF WHITE
14	108899-01-F28	EA	TRAY-BEVERAGE - FORD
15	106431-02-01A	EA	COVER-SEATBELT RECOIL - DRIVER - OFF WHITE
	106025-02-01A	EA	LADDER-BUNK - BLACK - 1322 MM
	106025-01-700	EA	BRACKET SET FOR BUNK LADDER
	091952-01-000	EA	CLIP-GRIPPER - 1"

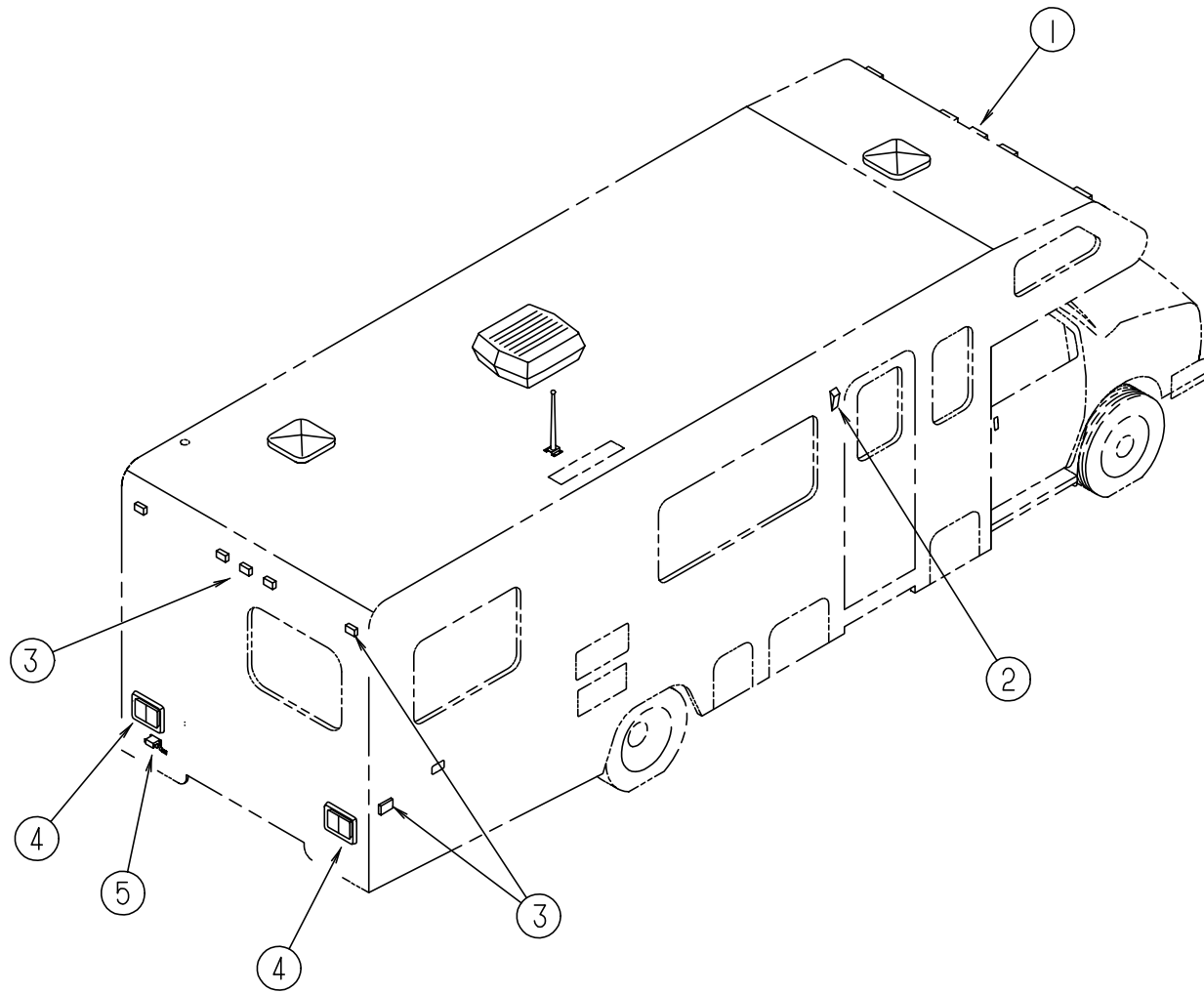
INSTRUMENT CLUSTERS & BATTERY SWITCH

KEY	PART NUMBER	U/M	DESCRIPTION
	094795-06-000	EA	CLUSTER-INSTRUMENT PANEL - KM - E350 - 94 CHASSIS- FORD F4UZ-10846-B
	094795-09-000	EA	CLUSTER-INSTRUMENT PANEL - KM - E350 - 95 CHASSIS- FORD F5UZ-10846-B
	100138-01-000	EA	MODULE-DAYTIME RUNNING LIGHT
	108357-09-000	EA	SWITCH-ROCKER - SPDT ON/NONE/MOM - CARLING V5D1000B-0



KEY	PART NUMBER	U/M	DESCRIPTION
1	113156-02-F28	EA	CABINET ASM-ENTERTAINMENT CENTER -SHELF
2	M06803-F1-F28	EA	DOOR-CABINET - W/O HARDWARE - 270 X 505 MM
3	111356-01-F28	EA	SHELF ASM-TV
4	113156-01-F28	EA	CABINET ASM-ENTERTAINMENT CENTER - SHELF
5	113157-01-F28	EA	CABINET ASM-ENTERTAINMENT CENTER - FACE
6	113155-11-F02	EA	COUNTERTOP ASM
6	113155-11-F29	EA	COUNTERTOP ASM
7	113155-12-F02	EA	COUNTERTOP ASM (F28)
	113155-21-F02	EA	COUNTERTOP ASM - STATIONARY (F28)
			FROM: 11-02-94 THRU: 99-99-99
7	113155-12-F29	EA	COUNTERTOP ASM (F29)
	113155-21-F29	EA	COUNTERTOP ASM - STATIONARY (F29)
			FROM: 11-02-94 THRU: 99-99-99
8	113155-01-F28	EA	CABINET ASM-ENTERTAINMENT CENTER - STORAGE
8	113155-01-F29	EA	CABINET ASM-ENTERTAINMENT CENTER - STORAGE
9	100847-01-F28	EA	DRAWER ASM-ENTERTAINMENT - FRONT
9	100847-01-F29	EA	DRAWER ASM-ENTERTAINMENT - FRONT
10	093673-01-01A	FT	MOLDING-BODY - OFF WHITE
11	113155-02-F28	EA	CABINET ASM-ENTERTAINMENT CENTER - STORAGE
11	113155-02-F29	EA	CABINET ASM-ENTERTAINMENT CENTER -STORAGE
12	113155-18-F02	EA	COUNTERTOP ASM (F28)
	113155-21-F02	EA	COUNTERTOP ASM - STATIONARY (F28)
			FROM: 11-02-94 THRU: 99-99-99
12	113155-18-F09	EA	COUNTERTOP ASM (F29)
	113155-21-F29	EA	COUNTERTOP ASM - STATIONARY (F29)
			FROM: 11-02-94 THRU: 99-99-99
13	113155-19-F02	EA	COUNTERTOP ASM (F28)
13	113155-19-F29	EA	COUNTERTOP ASM (F29)
	110790-02-000	EA	BRACKET-TIEDOWN -TV
	106699-01-01A	EA	BRACKET-CABINET - OVERHEAD - TV - OFF WHITE

ELECTRICAL GROUP



EXTERIOR LIGHTS

KEY	PART NUMBER	U/M	DESCRIPTION
1	111102-01-000	EA	LAMP-MARKER - BASE - TRIPLEX 117XAS
1	111102-02-000	EA	LAMP-MARKER - LENS - AMBER - TRIPLEX 118A
	036196-01-000	EA	BULB - 12V - #194 - .27AMP - BAYONETTE
2	097917-01-700	EA	LENS-LIGHT - PORCH
2	097917-01-01A	EA	LIGHT-PORCH - ENTRY DOOR - OFF WHITE
2	097917-01-06A	EA	LIGHT-PORCH - ENTRY DOOR - BRIGHT WHITE
2	008215-01-000	EA	BULB - 12V - #1003 - .94AMP
3	111102-01-000	EA	LAMP-MARKER - BASE - TRIPLEX 117XAS
3	111102-03-000	EA	LAMP MARKER - LENS -RED - TRIPLEX 117R
	036196-01-000	EA	BULB - 12 V - NO. 57 - .24 AMP
4	081638-01-000	EA	TAILLIGHT-DOUBLE - W/BLACK TRIM - DRIVER & PASSENGER SIDE
	037934-01-000	EA	BULB # 1156 (BACK UP & TURN SIGNAL)
	037935-01-000	EA	BULB # 2057 OR #1157 (BRAKE LIGHT)
4	081638-01-700	EA	LENS-TAILLIGHT - RED - BARGMAN 30-84-010
4	081638-01-701	EA	LENS-TAILLIGHT - W/BACKUP - BARGMAN 30-84-700
	008215-01-000	EA	BULB - 12V - #1003 - .94AMP
	103355-01-01A	EA	POD-TAILLIGHT - OFF WHITE
	103355-01-05A	EA	POD-TAILLIGHT - BRIGHT WHITE
5	066432-02-000	EA	LIGHT-LICENSE BLACK
	066432-03-000	EA	BRACKET-LICENSE PLATE - BARGMAN 30-60-030

ELECTRICAL GROUP (CONTINUED)

INTERIOR LIGHTS

KEY	PART NUMBER	U/M	DESCRIPTION
	098024-01-01A	EA	LIGHT-DOME - 1 BULB - US - IVORY
	008218-01-000	EA	BULB-DOME LIGHT - 12V - NUMBER 1141
	098024-01-700	EA	LENS-DOME LIGHT
	098024-03-01A	EA	LIGHT-DOME - 2 BULB - IVORY
	008218-01-000	EA	BULB-DOME LIGHT - 12V - NUMBER 1141
	098024-01-700	EA	LENS-DOME LIGHT
	086280-01-000	EA	LIGHT-SURFACE MOUNT - 12V - JENSEN 1236
	086280-01-700	EA	BULB - 12 VOLT - 6 WATT
	065202-30-000	EA	LAMP-WALL - BRASS 543
	067479-01-000	EA	BULB - 12 V - NUMBER 1076
	065201-12-000	EA	SHADE-LAMP - FABRIC - WHITE SWIRL
	104173-01-01A	EA	LAMP-DESIGNER - BRASS - #81-905
	117806-01-000	EA	BULB - 12V - NO. 912 - 1.0 AMPS
	104172-01-01A	EA	LAMP-WALL - BRASS 543PB-CSA
	117806-01-000	EA	BULB - 12V - NO. 912 - 1.0 AMPS
	065202-31-000	EA	LAMP-WALL - BRASS 543PB-CSA
	117806-01-000	EA	BULB - 12V - NO. 912 - 1.0 AMPS

FUSES & CIRCUIT BREAKERS

KEY	PART NUMBER	U/M	DESCRIPTION
	062901-02-000	EA	FUSE - 5 AMP-AUTOMOTIVE
	062901-05-000	EA	FUSE - 15 AMP-AUTOMOTIVE
	008235-01-000	EA	FUSE - 15 AMP-AUTOMOTIVE-12V
	100341-01-000	EA	FUSE HOLDER-IN LINE TYPE
	093654-01-000	EA	BREAKER-CIRCUIT - 6 AMP - HOUSE CONTROL PANEL
	093654-02-000	EA	BREAKER-CIRCUIT - 15A - 12V - USD 17415-4E12A2A FROM: 00-00-00 THRU: 10-31-94
	093654-03-000	EA	BREAKER-CIRCUIT - 20A - 12V - USD 17420-4E12A2A FROM: 11-01-94 THRU: 99-99-99
	083209-02-000	EA	BREAKER-CIRCUIT - 15/15AMP - 120V - BW - 0-15/15
	083209-03-000	EA	BREAKER-CIRCUIT - 15/20AMP - 120V - BW - 0-15/20
	083209-04-000	EA	BREAKER-CIRCUIT - 30A - 120V - BW L-30
	083209-06-000	EA	BREAKER-CIRCUIT - 30/15 AMP - 120V - BW D-30/15
	093655-01-000	EA	BREAKER-CIRCUIT - 25 AMP - 12V - USD 17425-4E03A2A
	093655-02-000	EA	BREAKER-CIRCUIT - 30 AMP - HOUSE CONTROL PANEL
	107165-01-01A	EA	BOX-CIRCUIT BREAKER MOUNT - 14.6" X 4" - BLACK PLASTIC

POWER CONVERTER & INVERTER

KEY	PART NUMBER	U/M	DESCRIPTION
	109171-01-000	EA	CONVERTER - 40 AMP - ELECTRONIC - MAGNETEK 7240X
	099048-01-000	EA	INVERTER - 100 WATT FROM: 00-00-00 THRU: 09-24-94
	099048-02-000	EA	INVERTER - 100 WATT - DIMEN DUI - 12 100TLW FROM: 09-25-94 THRU: 99-99-99
	113132-01-000	EA	LOAD CENTER - 120 / 240V - 60 AMP

RECEPTACLES

KEY	PART NUMBER	U/M	DESCRIPTION
	112824-01-02A	EA	COVER-EXTERIOR DUPLEX RECEPTACLE - O/W - P&S 3780-SC-CW
	112824-01-03A	EA	COVER-EXTERIOR DUPLEX RECEPTACLE - B/W - P&S 3780-SC-WH
	024924-02-000	EA	RECEPTACLE-POWER CORD - W/PARTIAL PLATE
	058707-01-000	EA	RECEPTACLE-ELECTRIC - SINGLE - BROWN
	058707-02-000	EA	RECEPTACLE-BLANK - JUNCTION WIRECON WDJ20BR
	058708-01-000	EA	RECEPTACLE-ELECTRIC - DOUBLE - BROWN
	058708-02-000	EA	RECEPTACLE-ELECTRIC - DOUBLE - IVORY
	084076-02-000	EA	RECEPTACLE-GFI - 15A - 125V - BROWN
	097734-01-01A	EA	EXTENSION-RECEPTACLE - 3.2" X 5" X .7" - PLASTIC - IVORY
	097734-01-02A	EA	EXTENSION-RECEPTACLE - 3.2" X 5" X .7" - PLASTIC - BROWN
	102568-01-E37	EA	SPACER-RECEPTACLE - SIDEWALL
	112822-01-01A	EA	RECEPTACLE-DUPLEX -

ELECTRICAL GROUP (CONTINUED)**SWITCHES**

KEY	PART NUMBER	U/M	DESCRIPTION
	095188-01-01A	EA	SPACER-SWITCH - 2.3" X 3.4" - PLASTIC - DARK BROWN
	075723-02-000	EA	SPACER-SWITCH - W/HOLE - .2" X .9" X 2" - METAL - OFF WHITE
	079364-01-000	EA	SWITCH-ON/OFF ROCKER - 2 PRONGS - BROWN
	108355-01-000	EA	HOUSING-SWITCH - CARLING VCH
	108356-02-01A	EA	ACTUATOR-SWITCH - DIMPLE II-CARLING VVAZC00 BLACK (WATER PUMP)
	108357-08-000	EA	SWITCH-ROCKER - DPDT-ON/NONE/ON - CARLING VDD1S00C-0 (WATER PUMP)
	108356-06-01A	EA	SWITCH COVER W/GROOVES F/AUX. START - CARLING VVC2CXX-XIN
	108356-07-01A	EA	ACTUATOR-SWITCH DIMPLE II - CARLING VVAZCXX-XWB (AUX BATTERY)
	081994-06-000	EA	PLATE-SWITCH - AUX BATTERY ON DASH
	098351-01-01A	EA	PLATE-SWITCH - 1 GANG - POLISHED BRASS
	098351-06-01A	EA	PLATE-SWITCH - 2 GANG W/LABEL - JENSEN - POLISHED BRASS
	054250-04-000	EA	COVER-ANGLED - W/O HOLE - 3.6" X 4.5" - PLASTIC - OFF WHITE
	116995-01-000	EA	SWITCH/MAGNET - ELECTRIC STEP

FROM: 10-24-94 THRU: 99-99-99

ELECTRIC BOXES, COVERS & POWER CORDS

KEY	PART NUMBER	U/M	DESCRIPTION
	107165-01-01A	EA	BOX-CIRCUIT BREAKER MOUNT - 14.6" X 4" - BLACK PLASTIC
	008289-01-000	EA	BOX-ELECTRIC - STEEL - 1/2" AND 3/4" KNOCKOUTS - 4" X 4"
	008289-02-000	EA	BOX-ELECTRICAL - 4" X 4" - 1/2" & 3/4" KNOCKOUTS - CANADIAN
	091910-01-000	EA	BOX-ELECTRIC - 3.75" X 3.5" X 1.75" - PLASTIC
	091910-02-000	EA	BOX-ELECTRIC - 57 X 88MM - PLASTIC
	093257-02-000	EA	BOX-ELECTRIC - CIRCUIT BREAKER - B & W RV80-9
	093603-01-000	EA	BOX-ELECTRIC - STEEL - 4" X 2 1/8" X 2 1/8"
	008054-01-000	EA	CORD-POWER - 10/3 - 30 AMP - 25'
	008052-01-000	EA	CORD-POWER - 10/3 - 30 AMP - 25' - CANADIAN
	069238-01-000	EA	COVER-ELECTRICAL BOX - W/HOLE - 4" X 4" - GRAY
	008294-01-000	EA	COVER-ELECTRICAL BOX - BLANK/STEEL - 4" X 4" - GRAY

WIRING ASSEMBLIES

KEY	PART NUMBER	U/M	DESCRIPTION
	103328-06-000	EA	WIRE ASM-PUMP - EXTERIOR SHOWER
	106851-01-000	EA	WIRE ASM-DAYTIME RUNNING LIGHTS - W/FUSE (CANADIAN)
	097618-01-000	EA	WIRE ASM-MONITOR PANEL - W/4 WIRES & BLACK RESISTOR - LVS
	096449-01-000	EA	WIRE ASSEMBLY-WATER TANK TO MONITOR PANEL
	116894-01-000	EA	WIRE ASSEMBLY-SPEED SENSOR EXTENDED - JFB L-322B
			FROM: 10-12-94 THRU: 99-99-99
	090986-01-000	EA	WIRE ASM-ELECTRIC STEP - KWIKEE 9009
	105321-02-000	EA	WIRE ASM-ELECTRIC STEP

ELECTRICAL GROUP (CONTINUED)**CONDUIT, CONNECTORS, HOUSINGS & TERMINALS**

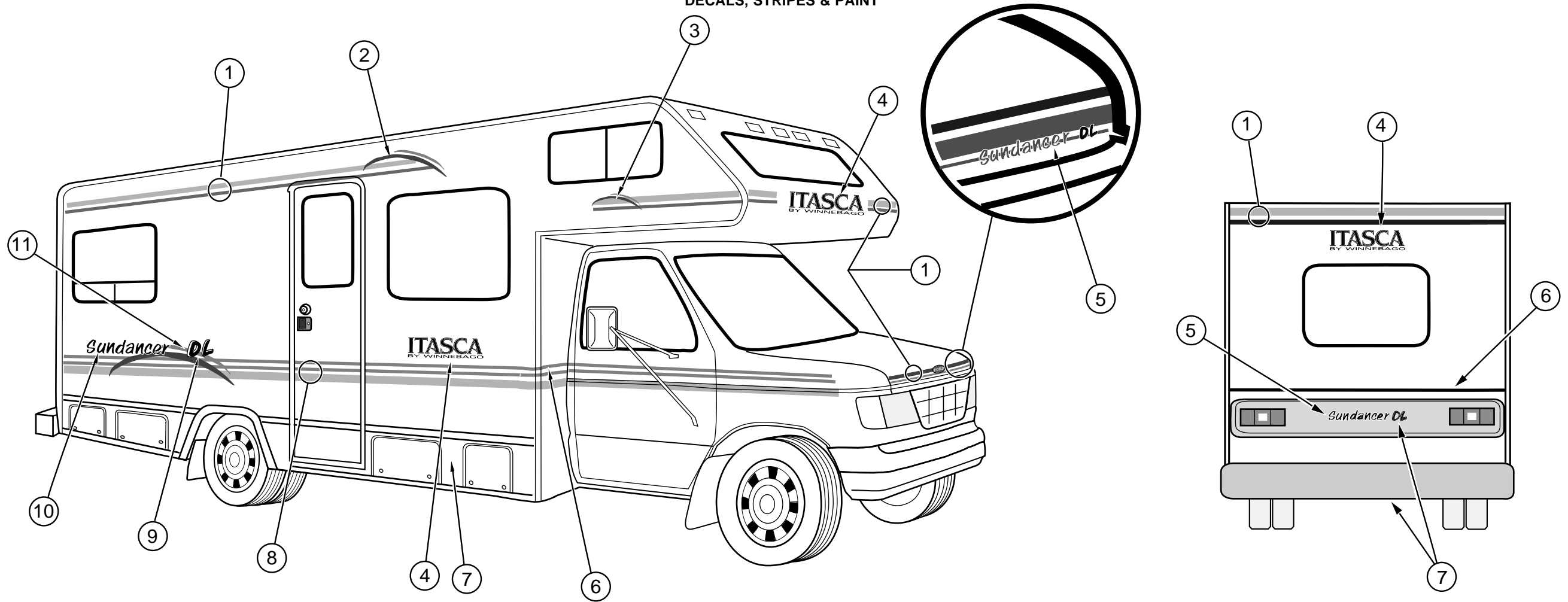
KEY	PART NUMBER	U/M	DESCRIPTION
	077479-01-000	EA	BOOT-BATTERY TERMINAL - DOUBLE CABLE
	077479-02-000	EA	BOOT-BATTERY TERMINAL - SINGLE CABLE
	087949-01-000	EA	BUSS BAR - 2 POSITION - .6" X 1.5" - ALUMINUM
	041953-01-000	FT	CONDUIT-CONVOLUTE SLIT - .5" ID
	041953-03-000	FT	CONDUIT-CONVOLUTE SLIT - 1" ID (CLOTHES ROD COVER)
	041953-04-000	FT	CONDUIT-CONVOLUTE SLIT - .50" ID
	041953-05-000	FT	CONDUIT-CONVOLUTE SOLID - .62" ID
	041953-06-000	FT	CONDUIT-CONVOLUTE SLIT - .375" ID
	041953-07-000	FT	CONDUIT-CONVOLUTE SLIT - .25" ID
	041953-08-000	FT	CONDUIT-CONVOLUTE SLIT - 1.50" ID
	041953-09-000	FT	CONDUIT-CONVOLUTE SLIT - .50" ID
	041953-10-000	FT	CONDUIT-CONVOLUTE SLIT - .75" ID
	041953-11-000	FT	CONDUIT-CONVOLUTE SLIT - 1.06" ID
	041953-12-000	FT	CONDUIT-CONVOLUTE - NON SLIT 1.1" ID
	008355-01-000	EA	CONNECTOR-CABLE CLAMPING - 3/4"
	041480-01-000	EA	CONNECTOR-STRAIGHT - 1/2" FLEX CONDUIT
	058028-01-000	EA	CONNECTOR-ELECTRICAL PIGTAIL - NYLON - CLEAR
	088475-01-000	EA	CONNECTOR-PIN - 14 TO 20 AWG
	088475-02-000	EA	CONNECTOR-PIN - 10 TO 12 AWG
	008356-01-000	EA	CONNECTOR-PLASTIC - 3/8" AVG
	088476-01-000	EA	CONNECTOR-SOCKET - BRASS - PRE-TIN
	088476-02-000	EA	CONNECTOR-SOCKET - 12-10 GA - PHOS. BRZ - PRE-TIN
	008311-01-000	EA	CONNECTOR-WIRE NUT - INSULATED - RED
	008314-01-000	EA	CONNECTOR-WIRE NUT - INSULATED - GRAY
	088473-03-000	EA	HOUSING-PIN - 9 POSITION
	088473-05-000	EA	HOUSING-PIN - 6 POSITION (SINGLE ROW)
	088473-06-000	EA	HOUSING-PIN - 6 POSITION (TWO ROWS OF THREE)
	088473-08-000	EA	HOUSING-PIN - 4 POSITION
	088473-09-000	EA	HOUSING-PIN - 3 POSITION (SINGLE ROW)
	088473-10-000	EA	HOUSING-PIN - 2 POSITION
	088474-03-000	EA	HOUSING-SOCKET - 9 CAVITY - AMP 1-480707-0
	088474-06-000	EA	HOUSING-SOCKET - 6 CAVITY - AMP 1-480705-0
	088474-07-000	EA	HOUSING-SOCKET - 5 CAVITY - AMP 1-480764-0
	088474-08-000	EA	HOUSING-SOCKET - 4 CAVITY - AMP 1-480703-0
	088474-09-000	EA	HOUSING-SOCKET - 3 CAVITY - AMP 1-480701-0
	088474-10-000	EA	HOUSING-SOCKET - 2 CAVITY - AMP 1-480699-0
	007940-01-000	EA	RECEPTACLE-SLIDE - 16 TO 12 AWG - FEMALE END
	080015-02-000	EA	RECEPTACLE-FLAG - .185 - 16/14 GA - AMP 3
	080015-03-000	EA	RECEPTACLE-FLAG - .250 - 14/16 GA
	008326-01-000	EA	TERMINAL-RING - 16/14 WIRE - 3/8" STUD
	008328-01-000	EA	TERMINAL-RING - 12/10 WIRE - #10 STUD FIT
	008331-01-000	EA	TERMINAL-RING - TONGUE - #4 WIRE - 3/8" STUD -COPPER
	008348-01-000	EA	TERMINAL-RING - 3/8" STUD - #2 WIRE
	035416-04-000	EA	TERMINAL-RING - #10 STUD FIT - INSULATED BARREL #16/14
	047443-01-000	EA	TERMINAL - .250 RECEPTACLE FIT - INSULATED - 16/14 AWG
	102777-02-000	EA	TERMINAL-RING - #6 STUD - 10 AWG

RELAY HOUSING & SOLENOID

KEY	PART NUMBER	U/M	DESCRIPTION
	063910-01-000	EA	HOUSING-RELAY - BOSCH 3 334 485 008
	008188-01-000	EA	SOLENOID - 3 POST - BATTERY CHANGE OVER

EXTERIOR BODY GROUP

DECALS, STRIPES & PAINT



KEY	PART NUMBER	U/M	DESCRIPTION
1	105781-38-01A	FT	FILM - 69.9 MM X 150' - MED TITAN/DARK TEAL
2	110871-03-02A	EA	DECAL-SWOOP - MEDIUM - PASSENGER - TURQ/MED TEAL
	110871-04-02A	EA	DECAL-SWOOP - MEDIUM - DRIVER - TURQ/MED TEAL
3	110871-05-02A	EA	DECAL-SWOOP - SMALL - PASSENGER - TURQ/MED TEAL
	110871-06-02A	EA	DECAL-SWOOP - SMALL - DRIVER - TURQ/MED TEAL
4	111588-03-03A	EA	DECAL-LOGO - ITASCA - LARGE - DARK TEAL/OFF WHITE/DARK TEAL
4	111588-03-12A	EA	DECAL-LOGO - ITASCA - LARGE - DARK TEAL/BRIGHT WHITE/DARK TEAL
	114698-01-04A	EA	DECAL-LOGO - "BY WINNEBAGO" - DARK TEAL
5	110869-02-01A	EA	DECAL - LOGO - SUNDANCER - SMALL - OFF WHITE/DARK TEAL
5	110869-02-02A	EA	DECAL - LOGO - SUNDANCER - SMALL - BRIGHT WHITE/DARK TEAL
	106002-02-04A	EA	DECAL-DL - SMALL - OFF WHITE/DARK TEAL
	106002-02-06A	EA	DECAL-DL - SMALL - BRIGHT WHITE/DARK TEAL
6	107385-11-05A	FT	FILM-MULTISTRIPE - 31.8MM X 150' - DARK TEAL
7	099399-17-000	EA	PAINT-LOW BAKE - TITANIUM
8	105781-08-04A	FT	FILM-MULTISTRIPE - 88.9 MM X 150' - MED TITANIUM
9	106002-01-04A	EA	DECAL-DL - LARGE - OFF WHITE/DARK TEAL/OFF WHITE
	106002-01-06A	EA	DECAL-DL - LARGE - BRIGHT WHITE/DARK TEAL/BRIGHT WHITE
10	110869-01-01A	EA	DECAL-LOGO - SUNDANCER - LARGE - OFF WHITE/DARK TEAL
10	110869-01-02A	EA	DECAL-LOGO - SUNDANCER - LARGE - BRIGHT WHITE/DARK TEAL
11	110871-01-02A	EA	DECAL-SWOOP - LARGE - PASSENGER - TURQ/MED TEAL

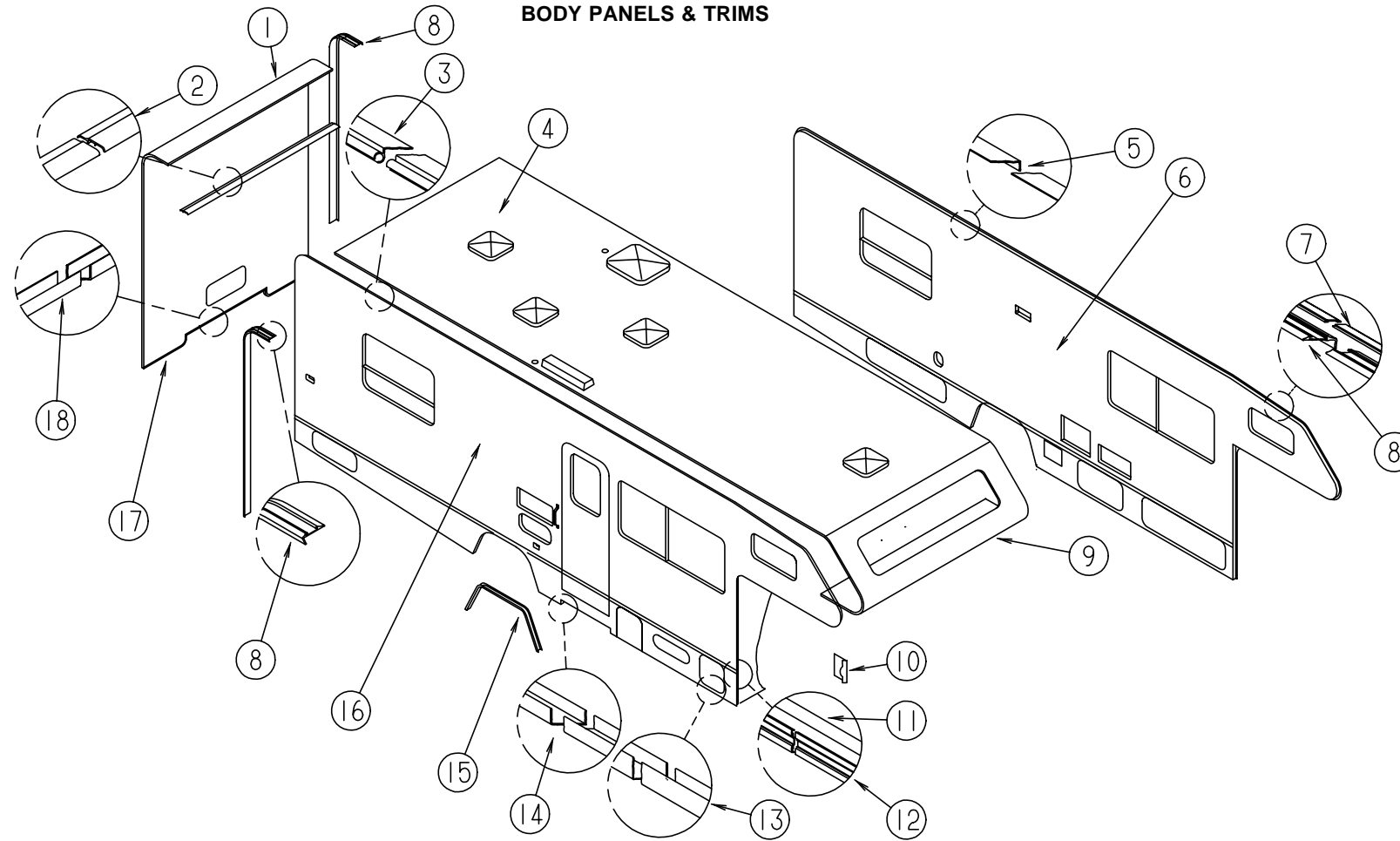
KEY	PART NUMBER	U/M	DESCRIPTION
	110871-02-02A	EA	DECAL-SWOOP - LARGE - DRIVER - TURQ/MED TEAL
	041561-03-000	EA	PAINT-LOW BAKE - OFF WHITE
	044486-03-000	EA	PAINT-LOW BAKE - BEIGE
	083581-03-000	GL	PAINT-OFF WHITE - USE DUPONT L8723 TO OBTAIN LOCALLY
	094443-23-700	EA	PAINT-SPRAY - BRIGHT WHITE

DUPONT COLOR CODES

OFF WHITE	L8723A
BRIGHT WHITE	B8951
MED TEAL	
DARK TEAL	
TURQUOISE	

EXTERIOR BODY GROUP (CONTINUED)

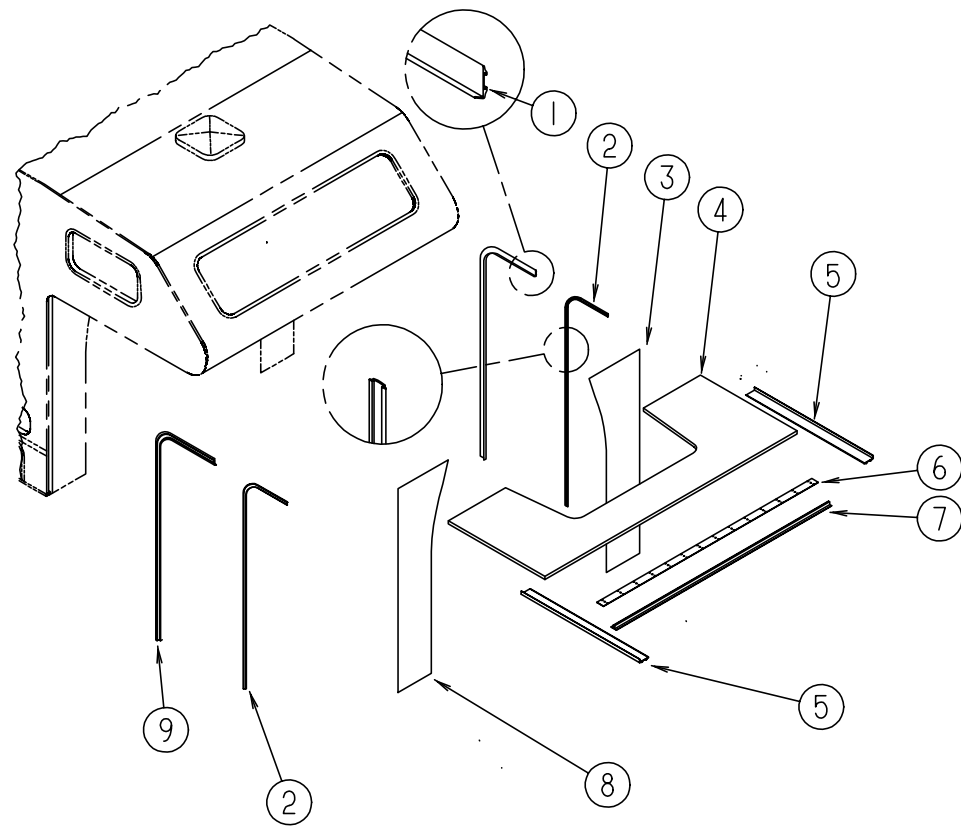
BODY PANELS & TRIMS



KEY	PART NUMBER	U/M	DESCRIPTION
1	M07443-03-F28	EA	BACKWALL ASM - OFF WHITE
1	M07443-03-F29	EA	BACKWALL ASM - OFF WHITE
1	M07456-06-F28	EA	BACKWALL ASM - BRIGHT WHITE
1	M07456-06-F29	EA	BACKWALL ASM - BRIGHT WHITE
2	078580-02-000	EA	TRIM-ROOF TO BACKWALL/FRONT CAP - MILL FINISH
3	100483-02-01A	EA	TRIM-CONTOUR - ROOF (AWNING) - OFF WHITE
3	100483-02-02A	EA	TRIM-CONTOUR - ROOF (AWNING) - BRIGHT WHITE
	099583-55-002	EA	RAIL-AWNING - 3400 MM - OFF WHITE
	099583-55-004	EA	RAIL-AWNING - 3400 MM - BRIGHT WHITE
	099583-55-001	EA	RAIL-AWNING - 3048 MM - OFF WHITE
	099583-55-003	EA	RAIL-AWNING - 3048 MM - BRIGHT WHITE
4	P15686-02-F28	EA	ROOF ASM W/BASES - OFF WHITE
4	M07454-04-F28	EA	ROOF ASM W/BASES - BRIGHT WHITE
5	096864-01-01A	EA	TRIM-CONTOUR - ROOF TO SIDEWALL - 120" - OFF WHITE
5	096864-01-02A	EA	TRIM-CONTOUR - ROOF TO SIDEWALL - 120" - BRIGHT WHITE
5	096864-02-01A	EA	TRIM-CONTOUR - ROOF TO SIDEWALL - 133.8" - OFF WHITE
5	096864-02-02A	EA	TRIM-CONTOUR - ROOF TO SIDEWALL - 133.8" - BRIGHT WHITE
6	P15685-02-F28	EA	SIDEWALL-DRIVER - W/O WINDOWS & DOORS-OFF WHITE
6	P15685-02-F29	EA	SIDEWALL-DRIVER - W/O WINDOWS & DOORS-OFF WHITE
6	M07455-10-F08	EA	SIDEWALL-DRIVER - W/O WINDOWS & DOORS-BRIGHT WHITE
6	M07455-10-F29	EA	SIDEWALL-DRIVER - W/O WINDOWS & DOORS-BRIGHT WHITE
	064675-54-003	EA	STEEL-ANGLE ROOF JOINT 1220 MM - OFF WHITE
	064675-54-004	EA	STEEL-ANGLE ROOF JOINT 545MM - OFF WHITE
7	105312-01-01A	FT	INSERT-FEATURE STRIP - VINYL - OFF WHITE
7	105312-01-07A	FT	INSERT-FEATURE STRIP - VINYL - BRIGHT WHITE
8	096854-01-01A	EA	TRIM-CONTOUR - W/O VINYL INSERT - 108" - OFF WHITE
8	096854-01-02A	EA	TRIM-CONTOUR - W/O VINYL INSERT - 108" - BRIGHT WHITE
9	M76177-01-700	EA	CAP-FRONT - OVERHEAD CAB TO FIRST SEAM OF ROOF

KEY	PART NUMBER	U/M	DESCRIPTION
10	108651-01-01A	EA	CAP-FEATURE STRIP - MILL
10	108651-01-02A	EA	CAP-FEATURE STRIP - TITANIUM
11	105312-01-01A	FT	INSERT-TRIM - VINYL - OFF WHITE
11	105312-01-07A	FT	INSERT-TRIM - VINYL - BRIGHT WHITE
12	108688-01-01A	EA	STRIP-FEATURE - OFF WHITE
12	108688-01-03A	EA	STRIP-FEATURE - BRIGHT WHITE
13	098072-55-001	EA	TRIM-SIDEWALL - LOWER - OFF WHITE
13	098072-55-003	EA	TRIM-SIDEWALL - LOWER - BRIGHT WHITE
14	105025-11-F08	EA	TRIM ASM-SIDEWALL - UNDER ENTRY DOOR - OFF WHITE
14	105025-11-F09	EA	TRIM ASM-SIDEWALL - UNDER ENTRY DOOR - BRIGHT WHITE
15	105100-01-01A	EA	TRIM-WHEELWELL - OFF WHITE
15	105100-01-02A	EA	TRIM-WHEELWELL - BRIGHT WHITE
15	105220-01-02A	EA	TRIM-WHEELWELL - PLASTIC - BLACK
16	P15684-02-F08	EA	SIDEWALL-PASSENGER - W/O WINDOWS & DOORS-OFF WHITE
16	P15684-02-F29	EA	SIDEWALL-PASSENGER - W/O WINDOWS & DOORS-OFF WHITE
16	M07455-09-F28	EA	SIDEWALL-PASSENGER - W/O WINDOWS & DOORS-BRIGHT WHITE
16	M07455-09-F29	EA	SIDEWALL-PASSENGER - W/O WINDOWS & DOORS-BRIGHT WHITE
	064675-54-005	EA	STEEL-ANGLE ROOF JOINT 1575 MM - OFF/WHT
17	103334-03-01A	EA	TRIM-BACKWALL - LOWER - OFF WHITE
17	103334-03-02A	EA	TRIM-BACKWALL - LOWER - BRIGHT WHITE
18	103335-02-01A	EA	TRIM-BACKWALL - LOWER - OFF WHITE
18	103335-02-02A	EA	TRIM-BACKWALL - LOWER - BRIGHT WHITE
	002726-01-001	EA	U-CHANNEL-GARNISH - 1" X 18' - SERRATED - MILL ALUMINUM
	002726-03-003	EA	U-CHANNEL-GARNISH - 1" X 16' - SERRATED - MILL ALUMINUM
	002766-01-001	EA	ANGLE-EXTRUDED - 1" X 1.5" X 17' - ALUMINUM
	106106-01-02A	EA	CAP-END - ROCKER PANEL - BRIGHT WHITE - RIGHT
	106106-02-02A	EA	CAP-END - ROCKER PANEL - BRIGHT WHITE - LEFT

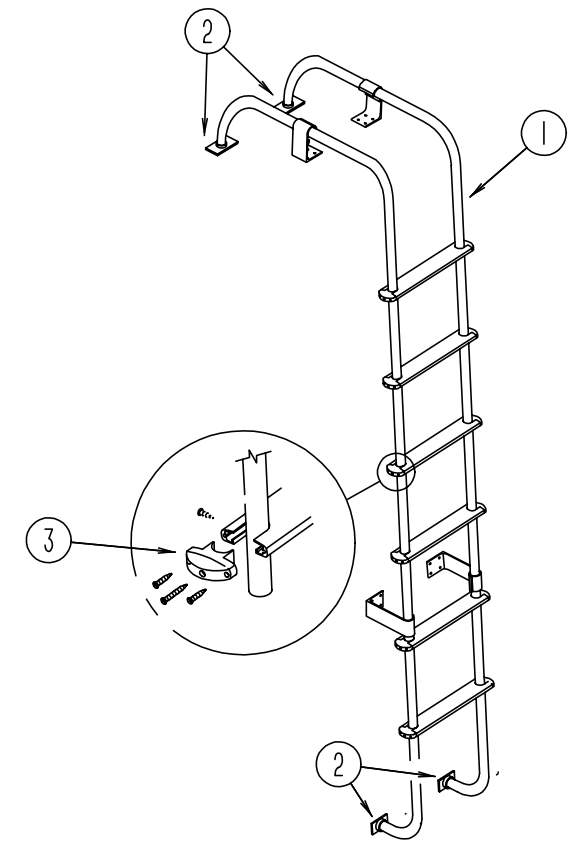
EXTERIOR BODY GROUP (CONTINUED)



WINGWALL, SLEEPERBOARD & TRIM

KEY	PART NUMBER	U/M	DESCRIPTION
1	104479-06-01A	EA	TRIM-CONTOUR - FRONT - OFF WHITE
1	104479-06-02A	EA	TRIM-CONTOUR - FRONT - BRIGHT WHITE
2	105312-01-01A	FT	INSERT-FEATURE STRIP - VINYL - OFF WHITE
2	105312-01-07A	FT	INSERT-FEATURE STRIP - VINYL - BRIGHT WHITE
3	115749-02-F28	EA	WINGWALL-DRIVER - OFF WHITE
3	M07423-10-F28	EA	WINGWALL-DRIVER - BRIGHT WHITE
3	M07466-01-F08	EA	COVER TRIM - WINGWALL-DRIVER - W/SUPPORT - BRIGHT WHITE
3	106145-06-02A	EA	COVER-TRIM - WINGWALL - DRIVER - BRIGHT WHITE
4	P12275-01-F08	EA	SLEEPERBOARD ASM - OFF WHITE
4	M07422-02-F01	EA	SLEEPERBOARD ASM -BRIGHT WHITE
5	096854-01-01A	EA	TRIM-CONTOUR - W/O VINYL INSERT - 108" - OFF WHITE
5	096854-01-02A	EA	TRIM-CONTOUR - W/O VINYL INSERT - 108" - BRIGHT WHITE
	104444-02-01A	EA	COVER-TRIM - WINGWALL - DRIVER - OFF WHITE
	104444-02-02A	EA	COVER-TRIM - WINGWALL - DRIVER - BRIGHT WHITE
	104444-01-01A	EA	COVER-TRIM - WINGWALL - PASSENGER - OFF WHITE
	104444-01-02A	EA	COVER-TRIM - WINGWALL - PASSENGER- BRIGHT WHITE
6	100086-03-01A	EA	TRIM-SLEEPERBOARD - 2" X 90.7" - OFF WHITE
6	100086-03-02A	EA	TRIM-SLEEPERBOARD - 2" X 90.7" - BRIGHT WHITE
7	100085-04-01A	EA	TRIM-SLEEPERBOARD - FLAT - 2.5" X 87.5" - OFF WHITE
8	115749-01-F28	EA	WINGWALL-PASSENGER - OFF WHITE
8	M07423-09-F28	EA	WINGWALL-PASSENGER - BRIGHT WHITE
8	M07466-02-F08	EA	COVER TRIM - WINGWALL - PASSENGER - W/SUPPORT - BRIGHT WHITE
8	106145-05-02A	EA	COVER-TRIM - WINGWALL - PASSENGER - BRIGHT WHITE
9	104479-05-01A	EA	TRIM-CONTOUR - FRONT - OFF WHITE
9	104479-05-02A	EA	TRIM-CONTOUR - FRONT - BRIGHT WHITE
	002365-03-003	EA	EXTR-PDR-U-CHANNEL - 1.00 X 192.00 - OFF WHITE
	002365-03-006	EA	EXTR-PDR-U-CHANNEL - 1.00 X 192.00 - BRIGHT WHITE
	105015-02-02A	EA	TRIM-WINGWALL - CURVED - BRIGHT WHITE
	108037-02-02A	EA	COVER-WINGWALL - CURVED - BRIGHT WHITE

EXTERIOR BODY GROUP (CONTINUED)



LADDER

KEY	PART NUMBER	U/M	DESCRIPTION
1	102953-10-F15	EA	LADDER ASM
2	067165-01-000	EA	MOUNTING BRACKET-LADDER - LOWER
	000G39-06-10T	EA	SCREW-SF/DR - 6-20 X 5/8 PPH - BLACK
	000G68-10-36T	EA	SCREW-10-12 X 2.25 POH BLACK
3	076980-02-000	EA	END CAP-STEP - BLACK
	081114-01-000	EA	PLUG-ROUND - RACK & LADDER ENDS - PLASTIC - 1" DIA.

EXTERIOR BODY GROUP (CONTINUED)

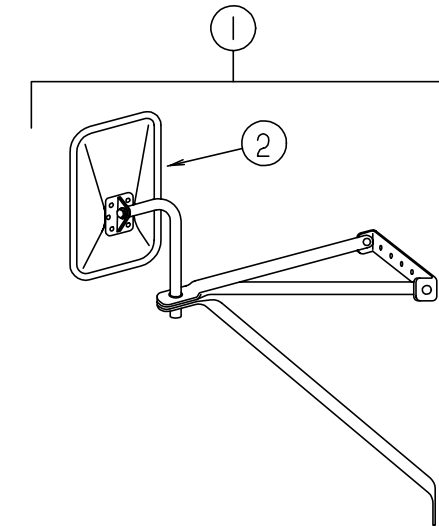
FIBERGLASS, STYROFOAM & ALUMINUM CHANNEL

KEY	PART NUMBER	U/M	DESCRIPTION
	077517-24-000	EA	SHEET-FIBERGLASS - FLAT - 48" X 96" - OFF WHITE
	077517-62-000	EA	SHEET-FIBERGLASS - FLAT - 48" X 96" - BRIGHT WHITE
	076054-L5-000	EA	SHEET-FIBERGLASS - 2572 X 2591 MM - OFF WHITE
	076054-N8-000	EA	SHEET-FIBERGLASS - 2572 X 2591 MM - BRIGHT WHITE
	076054-M4-000	EA	SHEET-FIBERGLASS - 2590 X 7970 MM - OFF WHITE
	076054-N5-000	EA	SHEET-FIBERGLASS - 2590 X 7970 MM - BRIGHT WHITE
	076054-P9-000	EA	SHEET-FIBERGLASS - 950 X 2591 MM - BRIGHT WHITE
	076054-R1-000	EA	SHEET-FIBERGLASS - 609 X 1624 MM - BRIGHT WHITE
	109838-05-01A	SF	FIBERGLASS COIL - 2570 X 152400 MM - FILON - ROOF - OFF WHITE
	076054-P1-000	SF	FIBERGLASS COIL - 2570 X 152400 MM - FILON - ROOF - BRIGHT WHITE
	000870-08-000	SF	STYROFOAM-PLANED - .75 X 48" X 96" - INCREMENTS OF 32 SF
	083574-03-000	SF	STYROFOAM - 3/4" X 48" X 96" - INCREMENTS OF 32 SF
	083574-06-000	SF	STYROFOAM - 3/4" X 48" X 108" - INCREMENTS OF 32 SF
	068716-01-001	EA	BRACE - 90 DEGREE L-ANGLE - 192" - EXTRUDED ALUMINUM
	055278-51-259	FT	TUBING-STEEL - .75" X 1.5" X 288"
	044487-01-001	EA	ALUMINUM SHEET - .019" X 96" X 360" - MILL FINISH
	044487-01-002	EA	ALUMINUM SHEET - .24" X 96" X 432" - OFF WHITE
	002726-01-001	EA	U-CHANNEL-GARNISH - 1.38" X 19' - SERRATED - MILL ALUMINUM
	002766-01-001	EA	ANGLE-EXTRUDED - 1" X 1.5" X 17' - ALUMINUM
	089297-01-000	SF	PLYWOOD-LUAN - OVERLAY GRADE - 4' X 8' - INC OF 32 SF
	089297-02-000	SF	PLYWOOD-LUAN GRADE CC LFE - 3.6MM X 48" X 108"
	100619-01-000	BF	FOAM-EXPANDED POLYSTYRENE - 48" MM X 96" X 1.34"
	100619-04-000	BF	FOAM-EXPANDED POLYSTYRENE - 48" MM X 96" X .5"
	100619-05-000	BF	FOAM-EXPANDED POLYSTYRENE - 48" MM X 96" X .75"

AWNING & HARDWARE

KEY	PART NUMBER	U/M	DESCRIPTION
	110634-02-02A	EA	AWNING-HARDWARE KIT -OFF WHITE
	110634-02-04A	EA	AWNING-HARDWARE KIT - BRIGHT WHITE
	110634-01-700	EA	RAFTER LOCKING MECH KIT - 7605-0001
	110634-01-701	EA	SAFETY & LATCH KIT - 7509-0001
	110634-01-702	EA	BOTTOM BRACKET KIT - 7512-0001
	110634-01-703	EA	HEIGHT LOCK HANDLE KIT - 7510-0001
	110634-01-704	EA	UPPER BRACKET KIT W/BOLTS - 7505-0001
	110634-01-705	EA	ULTRA RAFTER KNOB KIT - 7522-0001
	110634-01-706	EA	RAFTER SLIDE KIT
	110634-01-707	EA	GROUND BRACKET KIT - 7511-0001
	110634-01-708	EA	LIFT HANDLES W/RIVETS - 7000-0001
	110634-01-709	EA	RATCHET HANDLE KIT - 7507-0001
	110634-01-710	EA	ARM CAP KIT - 7503-0001
	110634-01-711	EA	FRONT SPRING ASM - 6598-0001
	110634-01-712	EA	REAR SPRING ASM - 6599-0001
	110634-01-713	EA	REAR END CAP KIT - 7504-0001
	110634-01-714	EA	STAKE (4 PER BAG) - 5208-0001
	110634-01-715	EA	PULL DOWN WAND - 7604-0001
	110634-08-06A	EA	AWNING-ROLLER ASM -14' - OFF WHITE
	110634-08-07A	EA	AWNING-ROLLER ASM -14' - BRIGHT WHITE
	111038-01-01A	EA	SPACER-AWNING -LOWER BLACK

EXTERIOR BODY GROUP (CONTINUED)



EXTERIOR MIRRORS

KEY	PART NUMBER	U/M	DESCRIPTION
1	106860-01-01A	EA	MIRROR-EXTERIOR - HEAD LOW MOUNT - OFF WHITE
1	106860-01-02A	EA	MIRROR-EXTERIOR - HEAD LOW MOUNT - BRIGHT WHITE
			FROM: 00-00-00 THRU: 10-16-94
2	106860-01-700	EA	HEAD-MIRROR - EXTERIOR - OFF WHITE
2	106860-01-707	EA	HEAD-MIRROR - EXTERIOR - BRIGHT WHITE
	106860-01-701	EA	ARM - OFF WHITE
	106860-01-708	EA	ARM - BRIGHT WHITE
3	106860-01-703	EA	BRACE LOWER FORWARD - DRIVER - OFF WHITE
3	106860-01-709	EA	BRACE LOWER FORWARD - DRIVER - BRIGHT WHITE
3	106860-01-704	EA	BRACE LOWER FORWARD - PASSENGER - OFF WHITE
3	106860-01-710	EA	BRACE LOWER FORWARD - PASSENGER - BRIGHT WHITE
	106860-01-702	EA	HARDWARE PACKAGE
	106860-01-705	EA	MIRROR ASM - LEFT SIDE COMP - 713367 - OFF WHITE
	106860-01-706	EA	MIRROR ASM - RIGHT SIDE COMP - 713368 - OFF WHITE
	106860-01-711	EA	MIRROR ASM - LEFT SIDE COMP - 7133630 - BRIGHT WHITE
	106860-01-712	EA	MIRROR ASM - RIGHT SIDE COMP - 7133640 - BRIGHT WHITE
	105439-01-000	EA	MIRROR-AUX - CONVEX STICK-ON - VELVAC 723068-6
1	117051-03-01A	EA	RIGHT HAND - MIRROR ASM - W/ARM FOR 102" WIDE COACH - BLACK
			FROM: 10-17-94 THRU: 99-99-99
1	117051-04-01A	EA	LEFT HAND - MIRROR ASM - W/ARM-FOR 102" WIDE COACH - BLACK
			FROM: 10-17-94 THRU: 99-99-99
	106860-02-702	EA	GLASS-FLAT - VELVAC 702086-8
	117051-01-700	EA	MIRROR-CONVEX

RUNNING BOARDS

KEY	PART NUMBER	U/M	DESCRIPTION
	072884-27-000	EA	RUNNING BOARD SET-FORD - 39" - KEMBERLY K-12 (STANDARD)
	072884-27-700	EA	BRACKET SET - 12" - FORD - KEMBERLY RB2BRK/M
	072884-27-701	EA	RUNNING BOARD - 39" - RIGHT & LEFT - FORD
	072884-27-702	EA	TREAD TAPE - KEMBERLY RB9202
	072884-27-703	EA	MUD FLAPS - W/HOLES - PAIR - KEMBERLY 99171
	072884-27-704	EA	END CAPS - PAIR - KEMBERLY 99148
	106461-01-000	EA	RUNNING BOARD-FORD - PASSENGER
			FROM: 00-00-00 THRU: 12-11-94
	106461-02-000	EA	RUNNING BOARD-FORD - DRIVER
			FROM: 00-00-00 THRU: 12-11-94
	106461-03-000	EA	HARDWARE-KIT - RUNNING BOARD
	106461-06-01A	EA	RUNNING BOARD-FORD - PASSENGER - BRIGHT WHITE
			FROM: 12-12-94 THRU: 99-99-99
	106461-07-01A	EA	RUNNING BOARD-FORD - DRIVER - BRIGHT WHITE
			FROM: 12-12-94 THRU: 99-99-99
	106461-04-000	EA	TRIM - RUNNING BOARD - SET/2
	106461-05-000	EA	NON SKID STRIP- RUNNING BOARD - SET/6

GALLEY GROUP**NORCOLD 6162 REFRIGERATOR**

KEY	PART NUMBER	U/M	DESCRIPTION
	093646-01-000	EA	BRACKET-TIEDOWN - REFRIGERATOR
	093646-02-000	EA	BRACKET-TIEDOWN - REFRIGERATOR
	054450-01-000	EA	LEVEL-REFRIGERATOR
	065225-02-000	EA	PLATE-TIEDOWN -REFRIGERATOR
	104138-04-01A	EA	REFRIGERATOR-SMALL DOUBLE DOOR - 2-WAY - NORCOLD 6162 RH BL
	075217-01-734	EA	FUSE - 3 AMP - NORCOLD# 61538822
	075217-01-738	EA	SWITCH-HUMIDITY - NORCOLD 61525922
	084879-03-700	EA	COOLING UNIT - HORIZONTAL BURNER - NORCOLD# 61687237
	084880-01-705	EA	ORIFICE - NORCOLD# 614522
	104137-06-709	EA	VALVE-SHUT OFF - MANUAL - NORCOLD 61697922
	084880-01-718	EA	VALVE-GAS - NORCOLD 61551822
	084880-01-720	EA	SPRING (FOR DOOR HANDLE) - NORCOLD 61558822
	084880-01-722	EA	CRISPER COVER - NORCOLD 615641
	084880-01-726	EA	HINGE BRACKET (CTR HINGE) - NORCOLD 61566523
	084880-01-731	EA	HINGE PIN - NORCOLD 61578123
	084880-01-732	EA	LATCH - NORCOLD 61578522
	084880-01-734	EA	BRACKET-HINGE - TOP RH - BOTTOM LH - BROWN NORCOLD 61580837
	084880-01-735	EA	HINGE BRKT -TOP LH-BTM RH BRN - NORCOLD 61580937
	084880-01-739	EA	END CAP (SPRING CATCH) BRN - NORCOLD 61593722
	084880-01-740	EA	END CAP (STOP CATCH) - NORCOLD 61593830
	084880-01-746	EA	CABLE - NORCOLD 61571522
	084880-01-747	EA	PLUG-HOLE - NORCOLD 61582022
	084880-01-749	EA	HINGE BUSHING - NORCOLD 615807
	084880-01-753	EA	THERMISTER 78" - NORCOLD 61693822
	084880-01-760	EA	CLIP (THERMISTER) - NORCOLD 61689122
	084880-01-761	EA	END CAP (SPRING CATCH) BLACK 61593730
	084880-02-700	EA	LOWER FLANGE 8663 & 8683 - NORCOLD 61622123
	084880-03-702	EA	HINGE PIN TOP/BTM FEMALE - NORCOLD 61580630
	084880-03-705	EA	BRACKET F/INTERIOR REFRIGERATOR LIGHT - NORCOLD 61629722
	084880-03-706	EA	LAMP (BULB) - NORCOLD 61628922
	084880-03-707	EA	COVER F/LAMP OR BULB - NORCOLD 61627922
	088248-01-706	EA	BURNER-HORIZONTAL - NORCOLD 61588122
	088248-01-707	EA	ELECTRODE-SENSOR - (HORIZONTAL) - NORCOLD# 61573322
	088248-01-709	EA	HEATER-AC - (HORIZONTAL) - NORCOLD# 615627
	088248-01-710	EA	HEATER-DC - (HORIZONTAL) - 3 WAY - NORCOLD# 615628
	094038-01-700	EA	GASKET-LOWER - GRAY - NORCOLD 61567930
	094038-01-701	EA	LINER-DOOR - LOWER - BROWN/WHITE - NORCOLD 61581937-B
	094038-01-702	EA	LINER-DOOR - LOWER - BLACK/WHITE - NORCOLD 61581938-B
	094038-01-703	EA	HANDLE-DOOR - LOWER - BROWN - NORCOLD 61650137
	094038-01-704	EA	HANDLE-DOOR - LOWER - BLACK - NORCOLD 61650138
	094039-01-702	EA	GASKET (GRAY) UPPER - NORCOLD 61567830
	094039-01-703	EA	PLATE-HINGE - LH - BROWN - NORCOLD 61631422
	094039-01-704	EA	PLATE-HINGE - BLACK - NORCOLD 61631430
	094039-01-706	EA	UPPER DOOR LINER (WHITE) BLK - NORCOLD 61581838-B
	094039-01-708	EA	HANDLE-DOOR - UPPER - BLACK - NORCOLD 61650038
	094039-01-709	EA	PLATE-HINGE - TOP RH - LH BOTTOM - BROWN - NORCOLD 61631322
	094039-01-710	EA	PLATE-HINGE - BLACK - NORCOLD 61631330
	094039-01-722	EA	HOLE PLUG (BLACK) HINGE HOLES - NORCOLD 61582030
	094039-01-723	EA	HINGE BRKT -TOP RH-BTM LH BLK - NORCOLD 61580838
	094039-01-724	EA	BRACKET-HINGE - TOP LH - BOTTOM RH - BLK - NORCOLD 61580938
	094039-01-725	EA	HINGE PIN (BLACK)(MALE) - NORCOLD 61578130
	094039-01-726	EA	SHELF-FREEZER EVAPORATOR - NORCOLD 615236
	094039-01-730	EA	HINGE PIN SHAFT(BLK) CTR HGE - NORCOLD 61566730
	094039-01-732	EA	FRONT COVER(BLK) BTM TRIM - NORCOLD 61622130
	094039-01-733	EA	WIRE SHELF (MIDDLE) - NORCOLD 61563822
	094039-01-734	EA	WIRE SHELF (TOP) W/RISER - NORCOLD 61563722
	094039-01-735	EA	INSIDE DRIP TRAY (WHITE) - NORCOLD 61572830
	094039-01-736	EA	SWITCH-LIGHT - BLACK - NORCOLD 615810
	094039-01-739	EA	SHELF (CUTOUT) - NORCOLD 61646722
	094039-04-700	EA	PRINTED CIRCUIT BOARD - 2 WAY - NORCOLD 61647322
	094039-04-701	EA	EYEBROW (SHELL) 2 WAY - NORCOLD 61669822
	094039-04-702	EA	POWER SUPPLY (2 WAY) - NORCOLD 61647422

GALLEY GROUP (CONTINUED)**NORCOLD 6162 REFRIGERATOR (CONTINUED)**

KEY	PART NUMBER	U/M	DESCRIPTION
	104137-06-700	EA	EYEBROW SHELL (2-WAY) - NORCOLD 61726622
	104137-06-702	EA	RACK-JUICE - WHITE - NORCOLD 61580525
	104137-06-703	EA	BIN-DOOR SHELF - WHITE - NORCOLD 61564025
	104137-06-706	EA	WIRE SHELF - SHORT - NORCOLD 61718222
	104137-06-707	EA	CRISPER - WHITE - NORCOLD 61571325
	104137-06-709	EA	VALVE SHUT-OFF - MANUAL ASM - NORCOLD 61694922
	104137-06-710	EA	PRESSURE TAP - NORCOLD 61594422
	104137-06-711	EA	FUSE - 5 AMP - NORCOLD 61611622
	104137-06-712	EA	FITTING-GAS TUBE CONNECTION - NORCOLD 61692722
	104137-06-713	EA	ORFICE GASKET - NORCOLD 61475122
	104137-06-714	EA	BURNER ASSEMBLY - 5-SLOT - NORCOLD 61705222
	104137-06-715	EA	SPARK/SENSE ELECTRODE- SINGLE - NORCOLD 61692222
	104138-04-701	EA	FOAMED CAB ASM - BLACK W/WHITE - NORCOLD 61725038
	104137-02-700	EA	MODULE-CONTROL - CHANNEL - NORCOLD 61717037

GALLEY GROUP (CONTINUED)

RANGE HOOD

KEY	PART NUMBER	U/M	DESCRIPTION
	100258-22-02A	EA	HOOD-RANGE - W/ MONITOR PANEL-VENT US (STANDARD) FROM: 00-00-00 THRU: 07-31-94
	100258-22-03A	EA	HOOD-RANGE - W/ MONITOR PANEL-TMS-5012-SBDLG (STANDARD) FROM: 08-01-94 THRU: 99-99-99
	100258-23-02A	EA	HOOD-RANGE - W/MONITOR PANEL-TPS-5009-SADL (CSA) FROM: 00-00-00 THRU: 07-31-94
	100258-23-03A	EA	HOOD-RANGE - W/ MONITOR PANEL-TMS-5012-SBCLG (CSA) FROM: 08-01-94 THRU: 99-99-99
	090973-01-700	EA	MOTOR - LVS CA508-1
	090973-01-702	EA	BLADE-FAN - LVS VA183-1
	092696-02-701	EA	LENS-LAMP - LVS CC019
	092696-01-709	EA	BULB - 912 - VENTLINE VA415
	092696-01-710	EA	SOCKET-LIGHT - VENTLINE CB267-2
	096983-01-700	EA	SWITCH-ON/OFF - VENTLINE 108
	096983-01-702	EA	SWITCH-TWO WAY MOMENTARY - VENTLINE 112
	096983-01-707	EA	FILTER-GREASE - 8" X 8" - LVS CC246
	096983-01-708	EA	LENS-LAMP - VENTLINE CC179
	100258-01-700	EA	HOOD NOSE LABEL
	100258-10-01A	EA	METER-HOUR - VENTLINE 150
	100258-11-700	EA	CIRCUIT BOARD - 5079-01
	100258-12-700	EA	PANAL ASM - 9076

RANGE

KEY	PART NUMBER	U/M	DESCRIPTION
	112881-01-02A	EA	RANGE - 16" - 3 BURNER ALMOND - MAGIC CHEF 16RB-3BZ
	102020-01-700	EA	SHELF-OVEN - MAGIC CHEF - 7801-P027-60
	102020-01-701	EA	HANDLE-DOOR - MAGIC CHEF - 7701P092-60
	102020-01-709	EA	BUMPER-GRATE - MAGIC CHEF 8007P018-60
	102020-01-711	EA	GRATE-TOP - MAGIC CHEF 7518P012-60
	102020-01-722	EA	VALVE-TOP BURNER - MAGIC CHEF 7502P095-60
	102020-01-724	EA	BUMPER-MAIN TOP - MAGIC CHEF 8003P008-6
	102022-01-708	EA	BURNER ASSEMBLY-OVEN - MAGIC CHEF 3403W003-45
	112881-01-701	EA	MANIFOLD PANEL - MAGIC CHEF 2616F091-70
	112881-01-702	EA	VALVE-MERCURY - (SAFETY VALVE) - MAGIC CHEF 7501-P121-60
	112881-01-703	EA	VALVE-TOP BURNER - HI-OUTPUT - MAGIC CHEF 7502P180-60
	112881-01-704	EA	KNOB-THERMOSTAT - MAGIC CHEF 7731P067-60
	112881-01-705	EA	KNOB-TOP BURNER - MAGIC CHEF 7733P072-60
	112881-01-706	EA	THERMOSTAT - MAGIC CHEF 12400026
	112881-01-707	EA	TRIM-FLAT - (LEFT) - BLACK - MAGIC CHEF 3608W035-70
	112881-01-708	EA	TRIM-FLAT - (RIGHT) - BLACK - MAGIC CHEF 3608W036-70
	112881-01-709	EA	PIPE-MANIFOLD - MAGIC CHEF 7513P097-60
	112881-01-710	EA	OVEN PILOT - MAGIC CHEF 7505P202-60
	112881-01-711	EA	OVEN BURNER - MAGIC CHEF 3404W025045
	112881-01-712	EA	TOP-MAIN - BLACK - MAGIC CHEF 2001F110-90
	112881-01-714	EA	OVEN-DOOR - PANEL - GLASS - MAGIC CHEF 2401F114-70
	112881-01-715	EA	THERMOSTAT - REF. SER. # 3C - MAGIC CHEF 7515P037-60
	112881-01-716	EA	KNOB-THERMOSTAT - SER. # 3C - MAGIC CHEF 7731P107-60
	105458-01-000	EA	BRACKET-TIEDOWN - STOVE
	105458-02-000	EA	BRACKET-TIEDOWN - STOVE

GALLEY GROUP (CONTINUED)

MICROWAVE

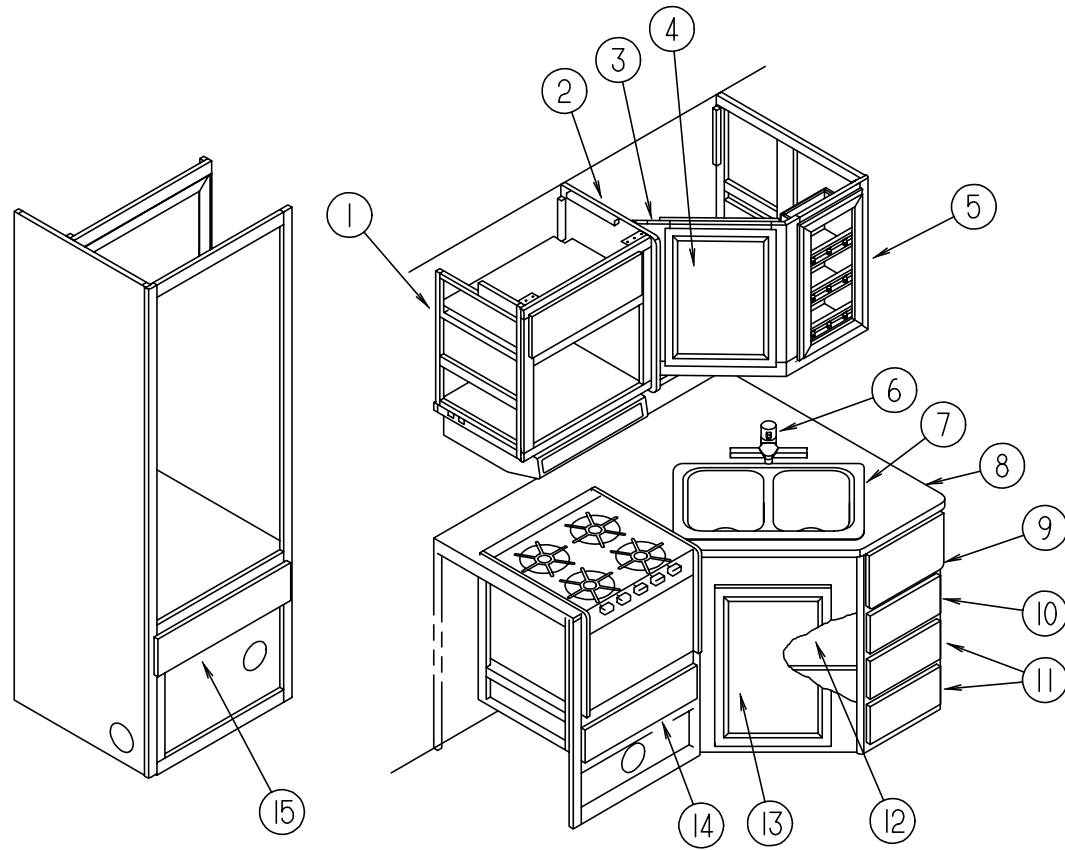
KEY	PART NUMBER	U/M	DESCRIPTION
	115303-01-000	EA	OVEN-MICROWAVE - MCD-DM15K-7B
	115401-01-01A	EA	TRIM-MICROWAVE BLACK
	115303-01-700	EA	TRIM-FOR VENT TOP & GRILL
	098916-03-01A	EA	BRACE-MICROWAVE CABINET - LEFT - 9.4" X 7.5" - STEEL
	098916-04-01A	EA	BRACE-MICROWAVE CABINET - RIGHT - 9.4" X 7.5" - STEEL
	094750-07-000	EA	BRACKET-MICROWAVE - 89 DEGREE

COFFEE MAKER

KEY	PART NUMBER	U/M	DESCRIPTION
	103799-01-02A	EA	MAKER-COFFEE - GRAY - W/GLASS POT
	103799-01-700	EA	CARAFE - GLASS POT
	103799-01-701	EA	BRACKETS-WHITE(PAIR)

GALLEY GROUP (CONTINUED)

CABINETS & FIXTURES



KEY	PART NUMBER	U/M	DESCRIPTION
1	114835-01-F28	EA	CABINET-OVERHEAD - MICROWAVE - W/O DOORS & HARDWARE FROM: 00-00-00 THRU: 08-02-94
1	115956-01-F28	EA	CABINET-OVERHEAD - MICROWAVE - W/O DOORS & HARDWARE FROM: 08-03-94 THRU: 99-99-99
2	109908-21-F28	EA	END CAP-CABINET - OVERHEAD
3	116669-01-F28	EA	CABINET-OVERHEAD - W/O DOORS & HARDWARE
4	M06803-78-F28	EA	DOOR ASM-W/O HARDWARE - 365 X 555
5	112076-03-F28	EA	CABINET-OVERHEAD - W/O DOORS & HARDWARE
	112076-11-F28	EA	RAIL ASM-SPICE RACK - DETAIL A
	112076-12-F28	EA	RAIL ASM-SPICE RACK - DETAIL B
6	103243-01-000	EA	FAUCET-GALLEY -DUAL CONTROL
7	104113-01-000	EA	SINK-DOUBLE - STAINLESS STEEL
	092303-01-000	EA	STRAINER-SINK
	103610-01-E04	EA	COVER-SINK (F28)
	103610-01-F29	EA	COVER-SINK (F29)
8	112325-13-F02	EA	COUNTERTOP ASM - GALLEY (F28)
8	112325-13-F29	EA	COUNTERTOP ASM - GALLEY (F29)
9	M06914-02-F28	EA	CABINET-GALLEY - W/O REAR AUTO - W/COUCH - US
9	M06914-02-F29	EA	CABINET-GALLEY - W/O REAR AUTO - W/COUCH - US
9	M06914-01-F28	EA	CABINET-GALLEY - W/O REAR AUTO - W/DINETTE
9	M06914-01-F29	EA	CABINET-GALLEY - W/O REAR AUTO - W/DINETTE
9	M06914-04-F28	EA	CABINET-GALLEY - W/O REAR AUTO - W/COUCH - CSA
9	M06914-04-F29	EA	CABINET-GALLEY - W/O REAR AUTO - W/COUCH - CSA
9	080812-08-F02	EA	EXTENTION ASM - GALLEY (F28)
9	080812-08-F29	EA	EXTENTION ASM - GALLEY (F29)
10	M05971-F4-F28	EA	DRAWER COMPLETE-SLIDE RADIUS - W/O HARDWARE
11	M05971-E6-F28	EA	DRAWER COMPLETE-SLIDE RADIUS - W/O HARDWARE
12	112325-17-F28	EA	SHELF ASM - GALLEY CABINET
13	M06803-F2-F28	EA	DOOR ASM. - W/O HARDWARE - 345 X 770 FROM: 00-00-00 THRU: 01-08-95
13	M06803-32-F14	EA	DOOR ASM. - W/O HARDWARE - 345 X 770 FROM: 01-09-95 THRU: 99-99-99
14	M05971-E7-F28	EA	DRAWER COMPLETE-SLIDE RADIUS (US)
14	M05971-G7-F28	EA	DRAWER COMPLETE-SLIDE RADIUS (CSA)
	090329-01-000	FT	SEAL-T- REFRIGERATOR CABINET - .6" WIDE TOP X 2" TAIL
15	M05971-B9-F28	EA	DRAWER COMPLETE-SLIDE RADIUS
	103251-02-01A	EA	INSERT-ACRYLIC - BLACK - 19.53" X 16.06
	103251-03-01A	EA	INSERT-ACRYLIC - BLACK - 19.53" X 32.20

GENERATOR GROUP

4 KW ONAN GAS GENERATOR

KEY	PART NUMBER	U/M	DESCRIPTION
	109982-03-000	EA	GENERATOR - 4.0 MICROLITE - ONAN KY-FA/26100 B
	109982-04-000	EA	GENERATOR - 3.6 MICROLITE - ONAN KY-FA/26120 B (DIESEL)
	109982-05-000	EA	GENERATOR - 3.3 MICROLITE - ONAN KY-FR/26119 B (DIESEL EXPORT)
	105958-08-000	EA	PIPE-EXHAUST - GENERATOR
			FROM: 00-00-00 THRU: 08-28-94
	105958-10-000	EA	PIPE-EXHAUST - GENERATOR
			FROM: 08-29-94 THRU: 99-99-99
	007067-01-000	SF	INSULATION-FIBERGLASS - 1" THICK X 4' - INCREMENTS OF 4 SF
	007125-03-000	EA	CLAMP-MUFFLER - 1.5" DIA
	007125-04-000	EA	CLAMP-MUFFLER - 1.1" DIA
	008401-01-000	EA	STRAP-CONDUIT - 3/4" - 1 HOLE - GALVANIZED STEEL

HEATING & AIR CONDITIONING GROUP

FURNACE

KEY	PART NUMBER	U/M	DESCRIPTION
	098668-20-000	EA	FURNACE - 30,000 BTU - SUBURBAN SF-30 2273
	074466-01-702	EA	RELAY-TIME DELAY - SUBURBAN# 230625
	075696-02-703	EA	COLLAR-DUCT - SUBURBAN #050715
	092300-02-701	EA	ORFICE - MAIN BURNER - SUBURBAN 180214
	098668-01-700	EA	CABINET FRONT - SUBURBAN 101242
	098668-01-706	EA	WHEEL-COMBUSTION AIR - SUBURBAN 350122
	098668-01-707	EA	VENT CAP & EXHAUST TUBE ASM - SUBURBAN 260193
	098668-01-708	EA	BLOWER ASM (COMBUSTION AIR) - SUBURBAN 390441
	098668-01-709	EA	MOTOR ASM. (FOR SF-25, SF-30) - SUBURBAN 231706
	098668-01-710	EA	BLOWER ASM (ROOM AIR) - SUBURBAN 390440
	098668-01-711	EA	WHEEL - ROOM AIR - SUBURBAN 350123
	098668-01-712	EA	BOARD-MODULE - SUBURBAN 231741
	098668-01-713	EA	INTAKE VENT TUBE ASM - SUBURBAN 051248
	098668-01-714	EA	GAS VALVE FOR SF MODELS S.N.#921401821 AND UP
	098668-01-715	EA	ELECTRODE ASM. (SINGLE PROBE) F/SF MODELS S.N.#921401821 & UP
	098668-01-716	EA	GASKET FIREWALL(CHAMBER SIDE) - SUBURBAN 070808
	098668-01-717	EA	GASKET FIREWALL(BLOWER SIDE) 070809
	098668-02-700	EA	BURNER ASM COMPLETE (SF-30/SF35) - SUBURBAN 010745
	098668-21-700	EA	MICROSWITCH - W/O FLAG 3 1/4" - SUBURBAN 232261
	098668-21-701	EA	LIMIT SWITCH - SUBURBAN 231799
	101990-01-714	EA	MICROSWITCH GASKET - SUBURBAN 230877
	098668-06-000	EA	DOOR-ACCESS - FURNACE - OFF WHITE - SUBURBAN 520574
	098668-23-000	EA	DOOR-ACCESS - FURNACE - BRIGHT WHITE - SUBURBAN 520574
	093614-01-01A	EA	GRILLE-RETURN AIR - FURNACE - 15.6" X 7.6" - BROWN
	093614-02-01A	EA	GRILLE-RETURN AIR - FURNACE - BROWN
	115764-01-01A	EA	THERMOSTAT-WALL - FURNACE - SUBURBAN 0160902

HEATING SYSTEM

KEY	PART NUMBER	U/M	DESCRIPTION
	069636-02-000	EA	CONNECTOR-DUCT - 4" ID - SUBURBAN 050715
	009198-01-000	FT	DUCT-HEAT - FLEXIBLE - 4" ID X 25 FT
	079059-01-000	EA	HOSE - 90 DEGREE - 5/8"ID X 4" X 36"
	007108-01-000	FT	HOSE-HEATER - 5/8" ID - HI-TEMP - FORD ESE-M2D192-A
	056464-05-000	EA	REGISTER-PLASTIC - W/O DAMPER - 4" DIAMETER - GOLDEN
	056464-04-000	EA	REGISTER-PLASTIC W/O DAMPER - 4" DIAMETER - SAND
	009200-01-000	EA	TAPE-FURNACE - 1 1/2"
	088753-01-000	FT	TUBE-ALUMINIZED STEEL - 5/8" - 18 GAUGE
	008042-01-000	FT	TUBING-VINYL - .65" ID

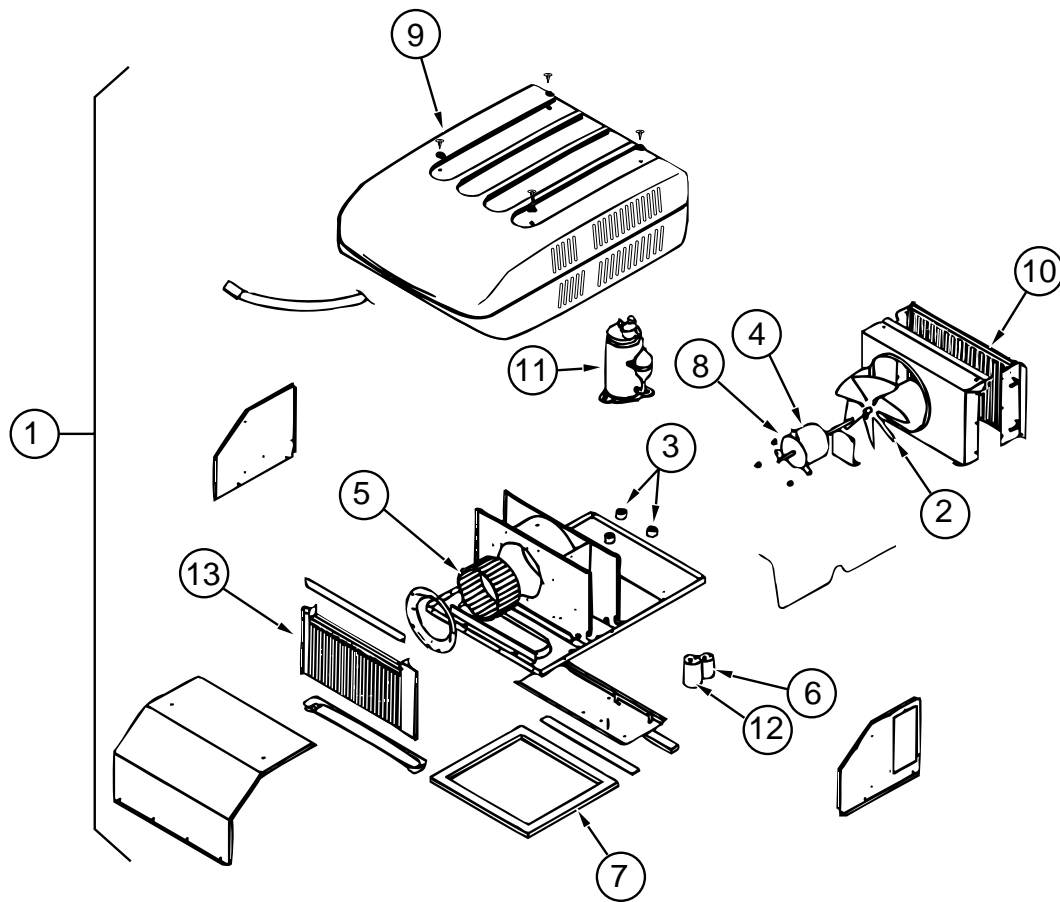
REAR HEATER

KEY	PART NUMBER	U/M	DESCRIPTION
	084405-01-000	EA	HEATER ASM-REAR - DUCTED - W/MOTOR AID - EVANS
	084405-01-700	EA	HEATER CORE - FT200229
	084405-01-701	EA	FAN - HV029931
	084405-01-702	EA	MOTOR - 12 VOLT ASSY - R0200180
	087202-01-000	EA	SWITCH - 4 POSITION - W/KNOB

HEATING & AIR CONDITIONING GROUP (CONTINUED)

HEATING & AIR CONDITIONING GROUP (CONTINUED)

CEILING ASM. - A/C

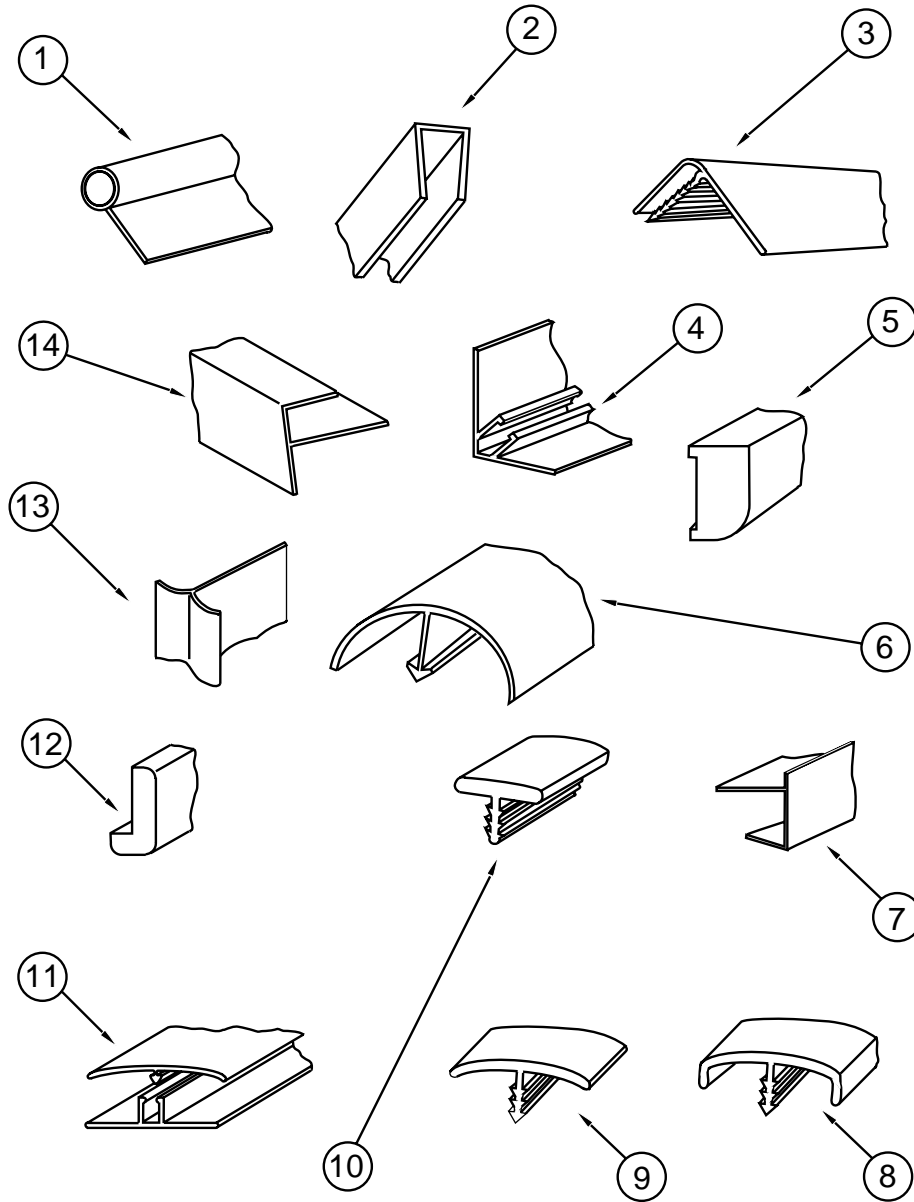


KEY	PART NUMBER	U/M	DESCRIPTION
	108891-01-01A	EA	CEILING ASM-A/C COOL TSR HO - COLEMAN 7330-714 IV
	042204-01-709	EA	THERMOSTAT-IN 64 OUT 58, COLEMAN# 6701-3401
	063903-01-702	EA	LOUVER-COLEMAN# 6703A5191
	073742-01-701	EA	SELECTOR SWITCH (5 TERMINAL), COLEMAN# 6759-3251
	073742-01-702	EA	DECAL COOL ONLY, COLEMAN# 6759C3431
	081606-01-712	EA	CEILING SHROUD (IVORY), COLEMAN# 6769-5061
	091225-01-713	EA	KNOB (2 PER PACKAGE), COLEMAN# 6701-3351
	091225-01-717	EA	DECAL (THERMOSTAT) COOL ONLY, COLEMAN# 6799A3441
	093766-02-701	EA	DECAL-LEFT SIDE, COLEMAN #6799-3971
	108891-01-700	EA	SINGLE PARTS PACKAGE (KNOBS & NUTS) COLEMAN 6792-5991
	108891-01-701	EA	RETAINER CLIPS F/FILTER (6 PER) COLEMAN 6799-3141

ROOF A/C

KEY	PART NUMBER	U/M	DESCRIPTION
1	115219-01-01A	EA	A/C-ROOF - 14,800 MACH 15 IVORY - COLEMAN 7335A697
1	115219-01-03A	EA	A/C-ROOF - 14,800 MACH 15 BRIGHT WHITE - COLEMAN 7335A697
2	093763-01-712	EA	FAN BLADE-CONDENSER - COLEMAN #6733-3221
3	105620-01-706	EA	FOOT PKG-COMPRESSOR - 3 PER PKG- COLEMAN #6759-3081
4	108889-01-705	EA	MOTOR (115 - 60HZ) COLEMAN #1468-3049
5	108889-01-706	EA	IMPELLOR - COLEMAN #1472-1041
6	093763-01-704	EA	FAN CAPACITOR - COLEMAN #1499-5461
	108889-01-710	EA	FILLER PAD-COND AIR SEAL - COLEMAN #6759A3971
7	108889-01-711	EA	GASKET PKG - COLEMAN #6792-3301
8	108889-01-715	EA	MOTOR MOUNT & SHAFT SEAL KIT - COLEMAN #6792-3361
9	063903-01-700	EA	SHROUD-COLEMAN 6759-4601 - OFF WHITE
9	108889-05-700	EA	SHROUD - COLEMAN #7333-4601 - BRIGHT WHITE
10	115219-01-700	EA	CONDENSER COIL
11	115219-01-701	EA	COMPRESSOR - PANASONIC
12	115219-01-702	EA	RUN CAP - COMP-50 MFD/370V
	115219-01-703	EA	START RELAY
13	115219-01-704	EA	EVAPORATOR COIL
	115219-01-705	EA	SUCTION LINE - LOWER
	115219-01-706	EA	SUCTION LINE - UPPER
	115219-01-707	EA	DISCHARGE LINE ASSY.
	093306-01-701	EA	DECAL PKG - LEFT & RIGHT - COLEMAN 6798B3591
	093306-01-720	EA	START CAPACITOR 21-25 MFD/33 1497-3351
	102289-01-000	EA	SPRING-SCREW - ROOF A/C GASKET - COLEMAN 6757-150
	022756-02-000	EA	COVER-PROTECTIVE - 5.5" ENDS X 8.2" - PLASTIC - OFF WHITE
	022756-03-000	EA	COVER-A/C - PLASTIC - OFF WHITE
	084077-03-000	EA	COVER-BLANK - ROOF A/C - 5.2" X 3.5" - IVORY

INTERIOR FINISH GROUP



MOLDINGS & TRIMS

KEY	PART NUMBER	U/M DESCRIPTION
1	009767-12-000	FT MOLDING-SIDEWALL TO CEILING/CABINET - WELTING - OFF WHITE
2	009778-16-000	FT U CHANNEL-PLASTIC - 1" WIDE X 8' INCREMENTS - PICKLED ASH
2	009778-20-000	FT U-CHANNEL - 1" X 55" - MODERN IVORY
3	009809-26-000	EA MOLDING-CORNER - OUTSIDE - 1" - PLASTIC - PICKLED ASH
3	009809-23-000	EA MOLDING-CORNER - OUTSIDE - 1" - PLASTIC - IVORY
4	081521-02-007	EA MOUNT-METAL MOLDING - FOR RADIUS CORNER MOLDING - 12.5'
5	111135-D2-004	EA MOLDING-VINYL WRAPPED - 018 X 038 X 2004 MM - PICKLED ASH
5	111135-D2-134	EA MOLDING-VINYL WRAPPED - 018 X 040 X 2134 MM - PICKLED ASH
5	111135-F2-134	EA MOLDING-VINYL WRAPPED - 018 X 065 X 2134 MM - PICKLED ASH
6	042357-18-000	EA MOLDING-CORNER - RADIUS - 1.5" X 7' - PLASTIC - PICKLED ASH
7	103186-01-03A	FT MOLDING-EDGE - SHELF - .78" WIDE - PLASTIC - PICKLED ASH
8	104676-02-02A	FT MOLDING-T - 1/2" RIGID - PICKLED ASH
9	009815-09-000	FT MOLDING-T - .75" - IVORY

INTERIOR FINISH GROUP (CONTINUED)

MOLDINGS & TRIMS (CONTINUED)

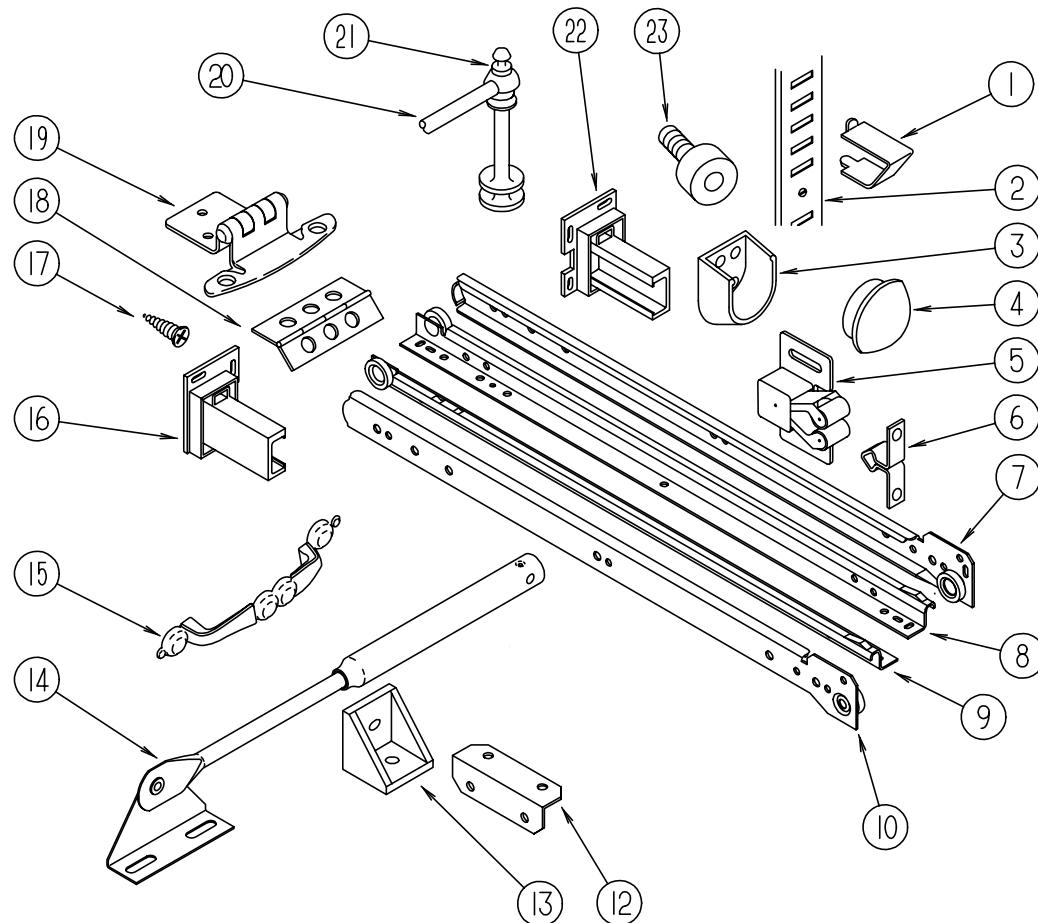
KEY	PART NUMBER	U/M DESCRIPTION
10	104676-01-01A	FT T-MOLDING - 5/16 RIGID - GOLD
11	086229-01-000	EA RETAINER-BATTEN - CEILING - .75" WIDE - 7.6'
11	086229-14-000	EA RETAINER-BATTEN - CEILING - .75" WIDE
11	086229-04-000	EA BATTEN-CEILING - 1" WIDE - IVORY - 7.6'
11	086229-13-000	EA BATTEN-CEILING - 1" WIDE - IVORY
12	077840-01-E47	EA MOLDING-CAP -WALL 2438
13	022992-01-000	FT MOLDING-REVERSE COVE - T-SHAPED - VINYL - WHITE
13	022992-11-000	FT MOLDING-REVERSE COVE - T-SHAPED - VINYL - IVORY
14	009812-27-000	EA MOLDING-CORNER - OUTSIDE - .5" X 7' - PLASTIC - PICKLED ASH
14	009812-24-000	EA MOLDING-PLASTIC - OUTSIDE CORNER - .50" - IVORY
	052372-02-000	BF LUMBER-CLASS II - 1 X 4 X RL - CONSTRUCTION GRADE
	070504-18-000	FT U-CHANNEL-PLASTIC - .065" WIDE - IVORY - INC OF 8'
	070504-28-000	FT U-CHANNEL-PLASTIC - 1.65" - PICKLED ASH
	070504-29-000	FT U-CHANNEL-PLASTIC - 20.70" - PICKLED ASH
	076325-43-000	FT MOLDING-EDGE BAND - CLOUD - .876 X .024 X 600 (F28)
	076325-46-000	FT MOLDING-EDGE BAND - CLOUD - 1 5/16 X .030 X 600 (F28)
	076325-37-000	FT MOLDING-EDGE BAND - .876 X .030 X 600 (F29)
	076325-38-000	FT MOLDING-EDGE BAND - 15/16 X .030 X 600 (F29)
	076325-51-000	FT MOLDING-EDGE BAND - .93 X .024 X 600 - PICKLED ASH
	076325-49-000	FT MOLDING-EDGE BAND - 15/16" X .030 X 600 - PICKLED ASH
	076325-34-000	FT MOLDING-EDGE BAND - ORCHID - 1 5/16 X .030 (EXTERIOR ENTERTAINMENT)
	083620-10-000	FT MOLDING-T - END CAP EDGE - W/EDGE LIPS - .75" - PICKLED ASH
	083620-09-000	FT T-MOLDING - 3/4 W/EDGE LIPS - MODERN IVORY
	069733-81-000	EA BATT STRIP - PICKLED ASH
	085284-96-000	FT BATT STRIP -TAPE - PICKLED ASH
	085284-76-000	FT BATT STRIP - SHOWER - ADHESIVE BACKED - OFF WHITE (BATH)
	088263-B3-000	EA BATT STRIP - ALLURE - MEADOW - ROBERT WEED (F28)
	085284-A4-000	FT BATT STRIP - TAPE - ALLURE - MEADOW - ROBERT WEED (F28)
	088263-73-000	EA BATT STRIP - FAUX - STRIPE (F29)
	085284-61-000	FT BATT STRIP -TAPE - FAUX - STRIPE (F29)
	111133-D2-438	EA LUMBER-VINYL WRAPPED - 018 X 038 X 2438 MM - PICKLED ASH
	111133-E2-438	EA LUMBER-VINYL WRAPPED - 018 X 50.8 X 2438 MM - PICKLED ASH
	111133-G2-438	EA LUMBER-VINYL WRAPPED - 018 X 076 X 2438 MM - PICKLED ASH
	111135-D2-134	EA MOLDING - 018 X 038 X 2134 MM - PICKLED ASH
	111135-D2-010	EA MOLDING - 018 X 038 X 2010 MM - PICKLED ASH
	111135-F2-134	EA MOLDING - 018 X 038 X 2134 MM - PICKLED ASH
	109332-02-01A	FT TRIM-J - MIRROR - BRASS
	109736-01-01A	FT MOLDING-T - 1" BRASS/BLACK

CARPETING & FLOOR MATS

KEY	PART NUMBER	U/M DESCRIPTION
	096060-A7-000	SY CARPET-JUBILATION -LAVENDAR - GRAY (F28)
	096060-95-000	SY CARPET-ROLL - JUBILATION - DOESKIN (F29)
	093486-01-000	SY CARPET-COMPARTMENT - 54" WIDE - DARK GRAY
	047034-06-000	SF PLASTIC-CARPET - 4'WIDE - CLEAR POLY
	081075-04-000	EA MAT-FLOOR ENTRANCE - ITASCA - PLASTICOLOR GRAY
	106884-03-000	EA MAT-FLOOR - PASSENGER - "I" - FORD
	106884-04-000	EA MAT-FLOOR - DRIVER - "I" - FORD

INTERIOR FINISH GROUP (CONTINUED)

INTERIOR FINISH GROUP (CONTINUED)



CABINET & TABLE HARDWARE

KEY	PART NUMBER	U/M	DESCRIPTION
1	098979-01-000	EA	CLIP-ADJUSTABLE SHELF
2	098980-01-000	EA	PILASTER-ADJUSTABLE SHELF - 18" LONG
3	113236-01-01A	EA	BRACKET-CLOTHES ROD
4	074045-09-000	EA	PLUG-WOOD - 1/2"
5	093586-03-000	EA	CATCH-SPRING - ROLLER
5	093586-01-000	EA	CATCH-SPRING - ROLLER
			FROM: 00-00-00 THRU: 07-31-94
5	093586-06-000	EA	CATCH-SPRING - ROLLER - FASTEC C411-AC
			FROM: 08-01-94 THRU: 10-23-94
6	093586-02-000	EA	STRIKE-SPRING STEEL
			FROM: 10-24-94 THRU: 99-99-99
6	093586-04-000	EA	STRIKE-SPRING STEEL
			FROM: 00-00-00 THRU: 07-31-94
6	093586-05-000	EA	STRIKE-SPRING STEEL - FASTEC S411-AC
			FROM: 08-01-94 THRU: 10-23-94
7	114031-04-000	EA	SLIDE-DRAWER - CABINET MOUNTED - RIGHT SIDE - 12"
7	114031-10-000	EA	SLIDE-DRAWER - CABINET MOUNTED - RIGHT SIDE - 16"
7	114031-14-000	EA	SLIDE-DRAWER - CABINET MOUNTED - RIGHT SIDE - 18"
7	114031-18-000	EA	SLIDE-DRAWER - CABINET MOUNTED - RIGHT SIDE - 20"
7	114031-22-000	EA	SLIDE-DRAWER - CABINET MOUNTED - RIGHT SIDE - 22"
8	114031-02-000	EA	SLIDE-DRAWER - DRAWER MOUNTED - RIGHT SIDE - 12"
8	114031-12-000	EA	SLIDE-DRAWER - DRAWER MOUNTED - RIGHT SIDE - 16"
8	114031-16-000	EA	SLIDE-DRAWER - DRAWER MOUNTED - RIGHT SIDE - 18"
8	114031-20-000	EA	SLIDE-DRAWER - DRAWER MOUNTED - RIGHT SIDE - 20"
8	114031-24-000	EA	SLIDE-DRAWER - DRAWER MOUNTED - RIGHT SIDE - 22"
9	114031-01-000	EA	SLIDE-DRAWER - DRAWER MOUNTED - LEFT SIDE - 16"
9	114031-11-000	EA	SLIDE-DRAWER - DRAWER MOUNTED - LEFT SIDE - 16"
9	114031-15-000	EA	SLIDE-DRAWER - DRAWER MOUNTED - LEFT SIDE - 18"
9	114031-19-000	EA	SLIDE-DRAWER - DRAWER MOUNTED - LEFT SIDE - 20"
9	114031-23-000	EA	SLIDE-DRAWER - DRAWER MOUNTED - LEFT SIDE - 22"

CABINET & TABLE HARDWARE (CONTINUED)

KEY	PART NUMBER	U/M	DESCRIPTION
10	114031-03-000	EA	SLIDE-DRAWER - CABINET MOUNTED - LEFT SIDE - 12"
10	114031-09-000	EA	SLIDE-DRAWER - CABINET MOUNTED - LEFT SIDE - 16"
10	114031-13-000	EA	SLIDE-DRAWER - CABINET MOUNTED - LEFT SIDE - 18"
10	114031-17-000	EA	SLIDE-DRAWER - CABINET MOUNTED - LEFT SIDE - 20"
10	114031-21-000	EA	SLIDE-DRAWER - CABINET MOUNTED - LEFT SIDE - 22"
12	016604-01-000	EA	BRACE-CABINET - ANGLE - 2.5" - METAL - UNPAINTED
12	016604-03-000	EA	BRACE-CABINET - ANGLE - 2.5" - METAL - BEIGE
12	016604-05-000	EA	BRACE-CABINET - L ANGLE - 2.5" - METAL - OFF WHITE
13	065740-01-000	EA	BRACE-CABINET CORNER - PLASTIC
14	074493-02-000	EA	SUPPORT-PISTON SPRING - CABINET DOOR
15	111093-01-000	EA	PULL-CABINET - BRASS - CM1940AU
16	114045-01-000	EA	BACKSOCKET-ADJUSTABLE - LEFT SIDE
17	000G13-06-08G	EA	SCREW - 6-20 X 5/8 PFH - ANTIQUE BRASS (HINGE 108138-01-000)
18	009059-01-000	EA	HINGE-DOOR - 2" X 1.4" - BRASS
18	009063-01-000	EA	HINGE-CONTINUOUS - 1 1/2" X 72" - UNPAINTED
19	108138-01-000	EA	HINGE-DOOR - CABINET - BURNISHED BRASS
20	084071-17-000	EA	ROD-BRASS - 181MM LONG
21	084070-02-000	EA	POST-END - BRASS
	111775-01-02A	EA	RAIL ASM-DECORATIVE 1830 - PICKLED ASH
22	114045-02-000	EA	BACKSOCKET-ADJUSTABLE - RIGHT SIDE
23	079921-01-000	EA	ROLLER-NYLON - W/STEEL SHAFT - BARBED
	042438-01-000	EA	DOWEL-WOODEN - CLOTHES ROD - 1" DIAMETER X 4"
	042438-02-000	EA	DOWEL-WOODEN - 2" X 2"
	076790-01-000	EA	SCREW - 6-20 X 1 1/4 PPH - BLACK
	004354-01-000	EA	BUMPER-RUBBER - .5" DIA - BROWN
	023320-01-000	EA	PAD-FELT - 3/8" DIAMETER - BROWN
	009112-01-000	EA	FLANGE-1" ROD - CLOTHES - PLASTIC - OFF WHITE
	000G13-06-10G	EA	SCREW - 6-20 X 5/8 PFH - ANTIQUE BRASS
	042356-01-000	EA	PLUG-BUTTON - MAHOGANY - 3/8" DIAMETER - WOOD
	106166-01-000	EA	BOLT-COLLARED HANGER

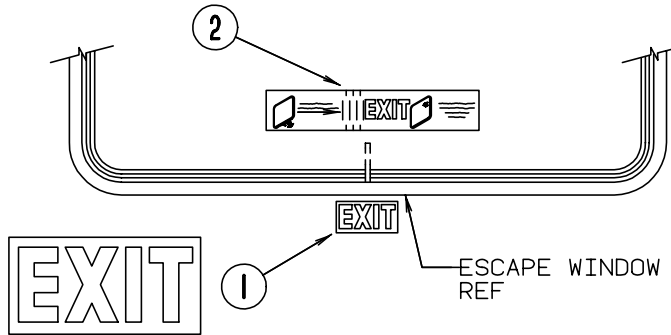
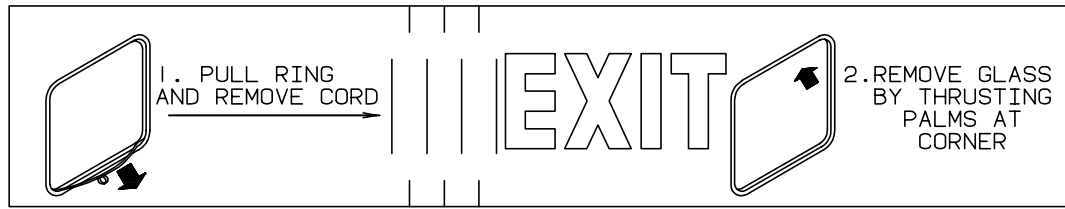
FIRE EXTINGUISHER, DETECTORS & CLOCK

KEY	PART NUMBER	U/M	DESCRIPTION
	072852-01-000	EA	DETECTOR-SMOKE - W/9 VOLT BATTERY (US)
	072852-02-000	EA	DETECTOR-SMOKE - W/9 VOLT BATTERY (CANADIAN)
	094499-01-000	EA	EXTINGUISHER-FIRE - DRY W/MOUNTING BRACKET - 10 BC
	094499-02-000	EA	EXTINGUISHER-FIRE - DRY - 1A10BC - CANADIAN
	094499-01-700	EA	BRACKET-MOUNTING - W/PLASTIC STRAP - FIRE EXTINGUISHER
	100793-02-01A	EA	CLOCK-WALL - BOLDEN - ROUND 11"
	112320-01-000	EA	DETECTOR-CO GAS - MODEL 9B-I - COSTAR 940000000
	112320-02-000	EA	BATTERY/SENSOR-CO GAS - COSTAR 940001000

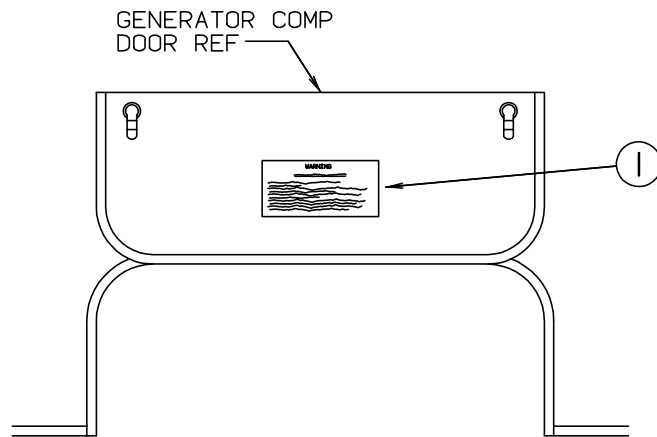
PANELING, LAMINATES & PLASTIC

KEY	PART NUMBER	U/M	DESCRIPTION
	074497-25-000	SF	PANELING-CEILING - 4' X 9" - INCREMENTS OF 36 SF
	074497-22-000	SF	PANELING-PICKLED ASH - 4' X 8' - INCREMENTS OF 32 SF
	080215-08-000	SF	PANELING - 2-SIDED - PICKLED ASH
	074498-57-000	SF	LAMINATE-PLASTIC - 5' X 8' - PICKLED ASH
	074498-62-000	EA	LAMINATE-PLASTIC - GRAY FINISS (F28)
	074498-72-000	EA	LAMINATE-PLASTIC - PEBBLE SANTOS (F29)
	074498-67-000	SF	LAMINATE-PLASTIC - ORCHID MIST (EXTERIOR ENTERTAINMENT ONLY)
	088272-98-000	SF	PANELING-SHOWER - OFF WHITE - 4' X 7' - INC OF 28 SQ FT
	088272-D6-000	SF	PANELING-ALLURE - MEADOW - ROBERT WEED (F28)
	088272-93-000	SF	PANELING-FAUX - STRIPE (F29)
	089297-01-000	SF	PLYWOOD-LUAN - OVERLAY GRADE - 4' X 8' - INC OF 32 SF
	093743-02-01A	SF	PLASTIC-ABS - 20" WIDE ROLL - OFF WHITE
	093743-03-01A	SF	PLASTIC-ABS - 10.8" WIDE - OFF WHITE
	095688-01-000	SF	VENEER-FLAT LUANA - 48" X 96"

LABELS GROUP



KEY	PART NUMBER	U/M DESCRIPTION
1	039290-01-000	EA LABEL-WARNING - EXIT
2	107571-01-000	EA LABEL-EXIT - ESCAPE WINDOW



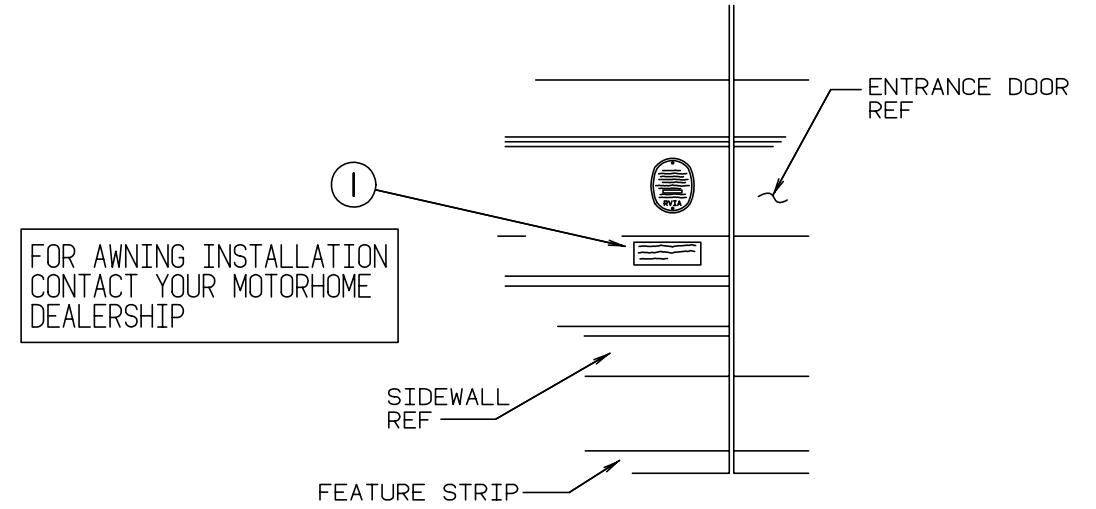
WARNING

WHEN ADDING A GENERATOR SET:

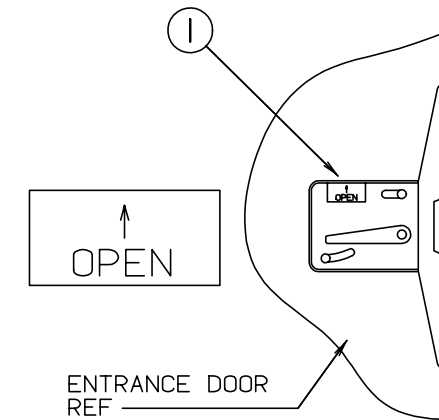
HIGH VOLTAGE-USE EXTREME CAUTION WHEN WORKING ON ELECTRICAL COMPONENTS.
 HAVE ALL ELECTRICAL INSTALLATION PERFORMED BY A QUALIFIED LICENSED ELECTRICIAN-FOLLOW ALL STATE AND LOCAL CODES.
 ONLY INSTALL GENERATOR SET APPROVED FOR R.V. APPLICATION. HAVE INSTALLED BY QUALIFIED TECHNICIAN.
 TO AVOID HEAT BUILD-UP AND TO GUARANTEE AN ADEQUATE AIR SUPPLY TO THE GENERATOR CARBURETOR, FOLLOW INSTALLATION INSTRUCTIONS.
 GENERATOR ENGINE EXHAUST GASES ARE TOXIC AND MUST NOT TERMINATE UNDER THE VEHICLE-DISCHARGE EXHAUST AWAY FROM VEHICLE.

KEY	PART NUMBER	U/M DESCRIPTION
1	077510-01-000	EA LABEL-GENERATOR PREP

LABELS GROUP (CONTINUED)

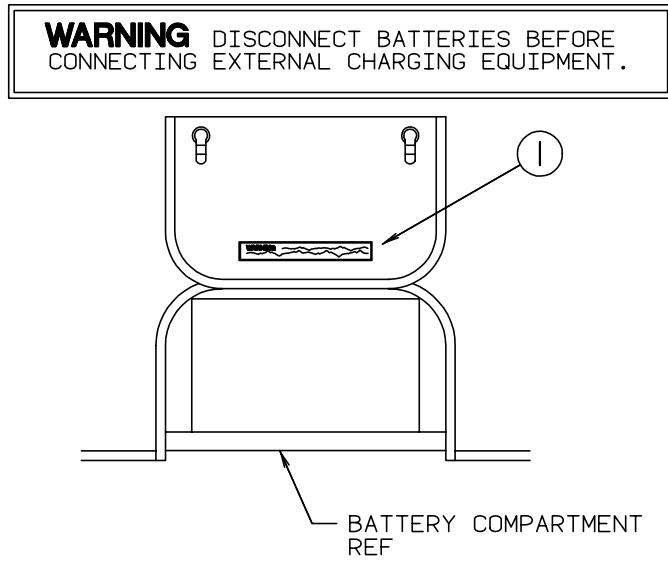


KEY	PART NUMBER	U/M DESCRIPTION
1	099509-01-000	EA LABEL-AWNING INSTALLATION

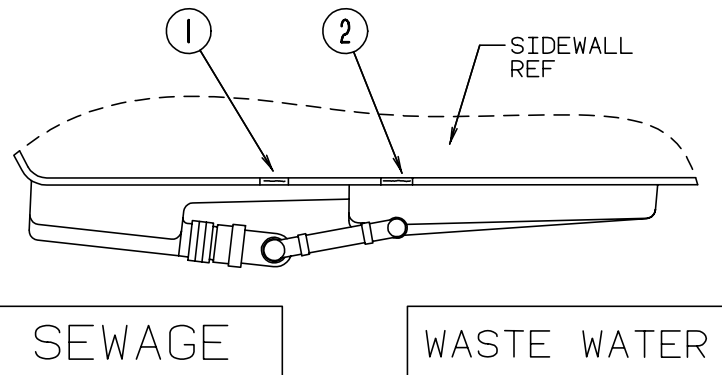


KEY	PART NUMBER	U/M DESCRIPTION
1	040944-01-000	EA LABEL-ENTRANCE DOOR, "OPEN"

LABELS GROUP (CONTINUED)

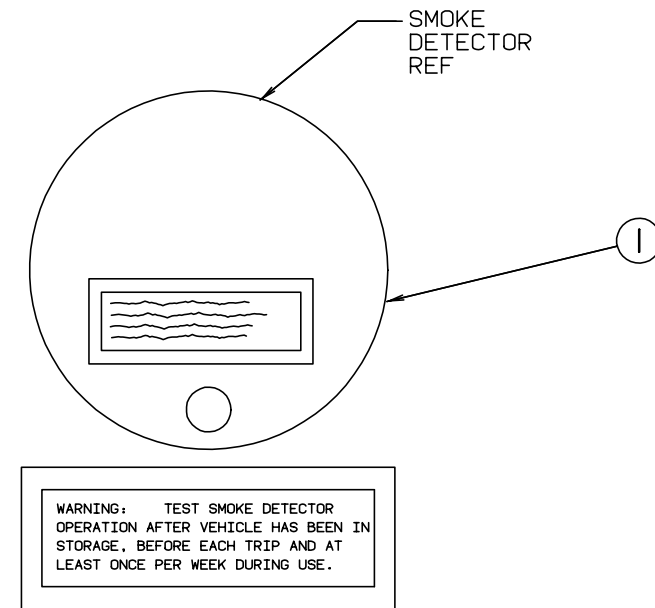


KEY	PART NUMBER	U/M DESCRIPTION
1	065748-01-000	EA LABEL-CAUTION, BATTERY CHARGING



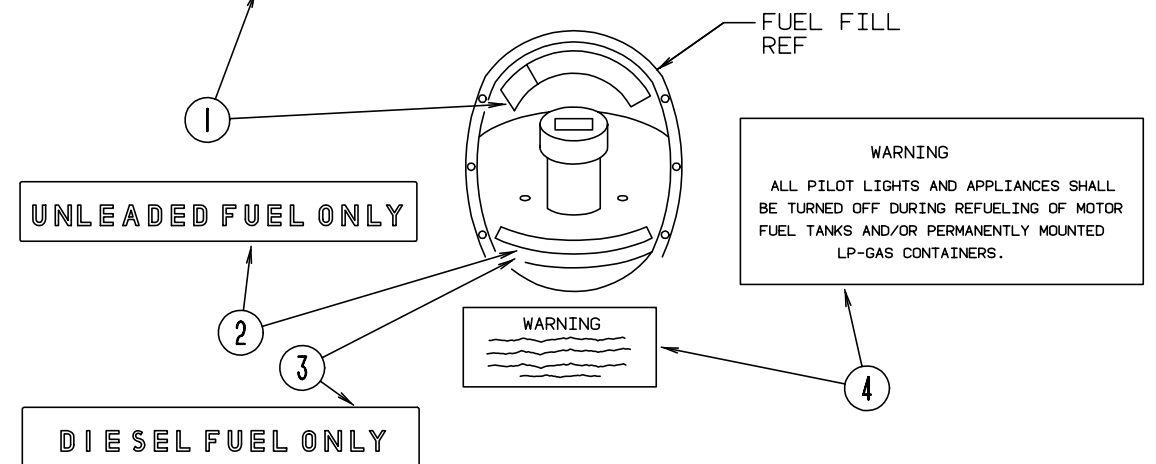
KEY	PART NUMBER	U/M DESCRIPTION
1	006187-01-000	EA LABEL-SEWAGE
2	006188-01-000	EA LABEL-WASTE WATER

LABELS GROUP (CONTINUED)



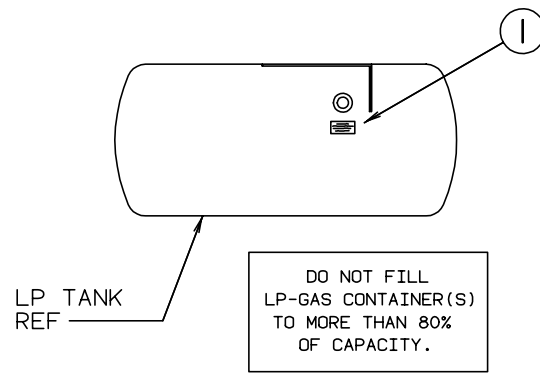
KEY	PART NUMBER	U/M DESCRIPTION
1	077956-01-000	EA LABEL-WARNING - SMOKE DETECTOR

<p>CAUTION</p> <p>FUEL SPRAY MAY CAUSE PERSONAL INJURY</p>	<p>TO HELP AVOID PERSONAL INJURY DURING REMOVAL OF FUEL FILLER CAP, SLOWLY LOOSEN CAP 1/2 TURN TO ALLOW ANY FUEL PRESSURE TO BE RELIEVED BEFORE TURNING CAP FURTHER.</p> <p>STOP ADDING FUEL AFTER FIRST SHUTOFF BY AUTOMATIC NOZZLE WHEN TANK IS NEARLY FULL. DO NOT OVERFILL FUEL TANK.</p> <p>SEE OWNERS MANUAL FOR ADDITIONAL INFORMATION.</p> <p>PRINTED IN U.S.A. MLC PT NO 15611763</p>
---	---



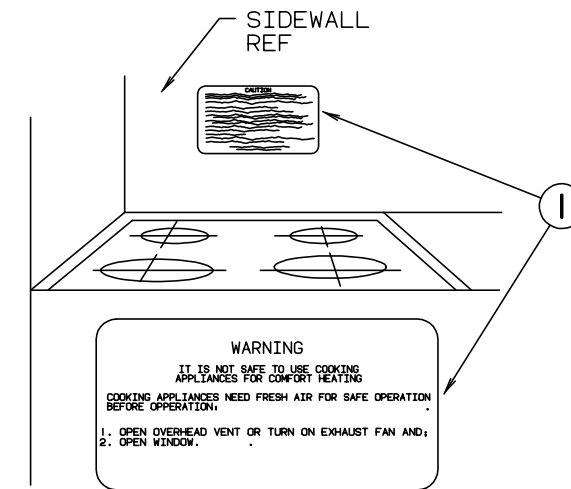
KEY	PART NUMBER	U/M DESCRIPTION
1	087207-05-000	EA LABEL-FUEL CAP REMOVAL
2	062043-01-000	EA LABEL-FUEL - UNLEADED
3	068383-01-000	EA LABEL-FUEL - DIESEL
4	006040-01-000	EA REFUEL WARNING - USA
4	006040-02-000	EA REFUEL WARNING - CANADIAN

LABELS GROUP (CONTINUED)

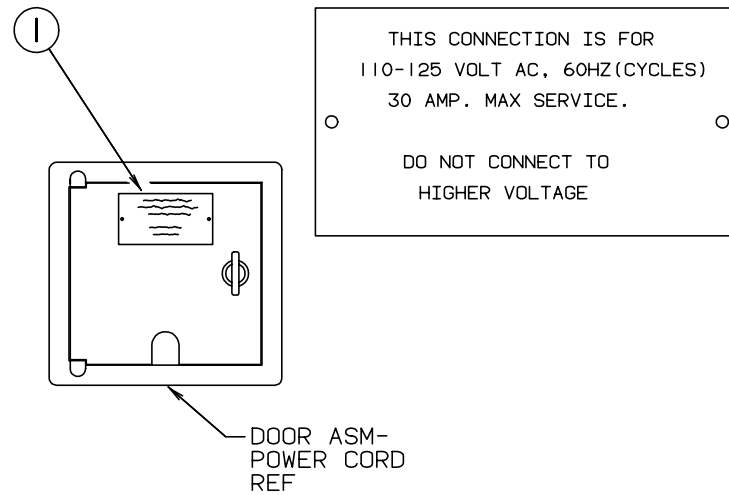


KEY	PART NUMBER	U/M DESCRIPTION
1	054531-01-000	EA LABEL-LP GAS ONLY

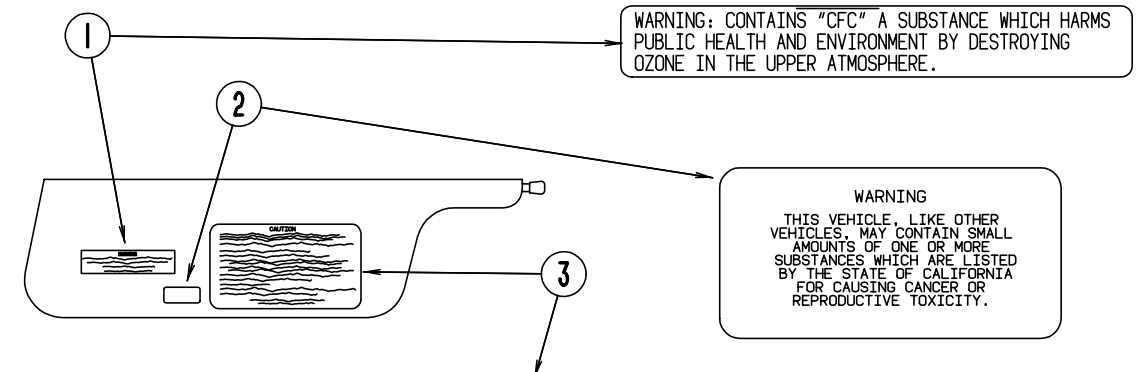
LABELS GROUP (CONTINUED)



KEY	PART NUMBER	U/M DESCRIPTION
1	050225-01-000	EA LABEL-WARNING - STOVE VENT - US



KEY	PART NUMBER	U/M DESCRIPTION
1	006062-01-000	EA TAG-ELECTRIC - 110V CONNECTION



CAUTION

THIS MOTOR HOME HAS BEEN DESIGNED, MANUFACTURED AND TESTED WITH CONCERN FOR THE PROTECTION OF IT'S OCCUPANTS. WE RECOMMEND YOU PERFORM THE FOLLOWING INSPECTIONS FOR YOUR SAFETY AND THE SAFETY OF YOUR PASSENGERS BEFORE STARTING YOUR VEHICLE.

1. LP GAS SYSTEM- TURN OFF AT TANK FOR TRAVELING. TEST FOR LEAKS UPON ARRIVAL AT DESTINATION. BEFORE LIGHTING PILOTS.
2. WHEELS- INSPECT FOR DAMAGE AND CHECK LUG NUTS FOR TIGHTNESS.
3. TIRES- INSPECT FOR WEAR AND DAMAGE AND CHECK FOR RECOMMENDED AIR PRESSURE.
4. LIGHTING- TEST FOR PROPER OPERATION OF ALL INTERIOR AND EXTERIOR LIGHTS INCLUDING DASH LIGHTS, HEADLIGHTS, TAIL LIGHTS, BRAKE LIGHTS, CLEARANCE LIGHTS AND TURN SIGNALS.
5. EXITS- INSPECT RELEASE MECHANISM ON EMERGENCY EXIT WINDOW. TEST BOTH LOCKS ON MAIN ENTRANCE DOOR FOR EASE OF OPERATION AND INSTRUCT PASSENGERS HOW TO USE BOTH MEANS OF EXIT.
6. SEAT BELTS- DIRECT PASSENGERS TO DESIGNATED SEATS AND REQUIRE USE OF SEAT BELTS.
7. APPLIANCES- TURN OFF AND LATCH OR LOCK DOORS WHERE PROVIDED.
8. LOOSE PARCELS- STORE SECURELY.
9. UTILITY SUPPLY LINES- DISCONNECT ALL ELECTRIC, SEWER AND WATER LINES AND SECURE PROPERLY.
10. ENTRANCE DOOR STEP- PLACE IN RETRACTED POSITION FOR TRAVELING.

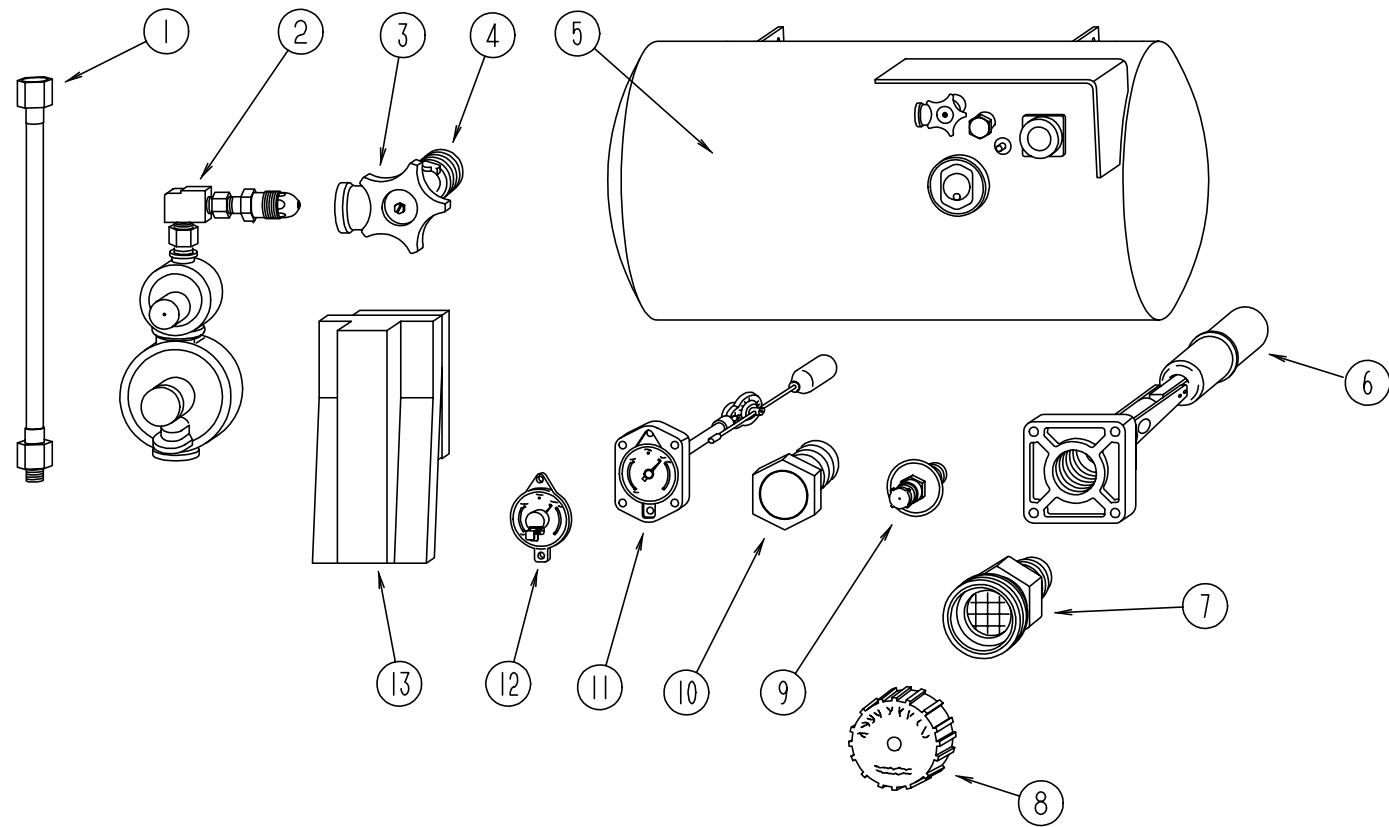
READ YOUR MOTOR HOME AND CHASSIS OWNER'S MANUAL FOR FURTHER PRECAUTIONS

KEY	PART NUMBER	U/M DESCRIPTION
1	111802-01-000	EA LABEL-CFC WARNING
2	099689-01-000	EA LABEL-WARNING, CANCER/TOXICITY
3	056259-01-000	EA LABEL-SAFETY CHECK LIST

LABELS GROUP (CONTINUED)

MISCELLANEOUS LABELS

KEY	PART NUMBER	U/M	DESCRIPTION
	104236-01-000	EA	LABEL-GENERATOR CIRCUIT
	006064-01-000	EA	LABEL-SEAT W/O SEATBELT (US)
	006064-02-000	EA	LABEL-SEAT W/O SEATBELT (CSA) NOT INTENDED FOR USE WHILE COACH IN MOTION
	091224-02-000	EA	LABEL-TRAILER LIGHTING
	091243-01-000	EA	LABEL-A/C COVER - "AIR CONDITIONING CIRCUIT. ETC."
	091243-02-000	EA	LABEL-COVER - "MICROWAVE CIRCUIT. ETC."
	093236-08-000	EA	LABEL-CIRCUIT BREAKER
	098641-01-000	EA	LABEL-FUEL - UNLEADED - DASH
	073998-01-000	EA	LABEL-LPG ODOR WARNING
	061417-01-000	EA	LABEL-FUEL - ON FUEL FILL DOOR
	111104-01-000	EA	LABEL-HITCH - READ MANUAL
	112508-01-000	EA	LABEL-HANG TAG - CO DETECTOR

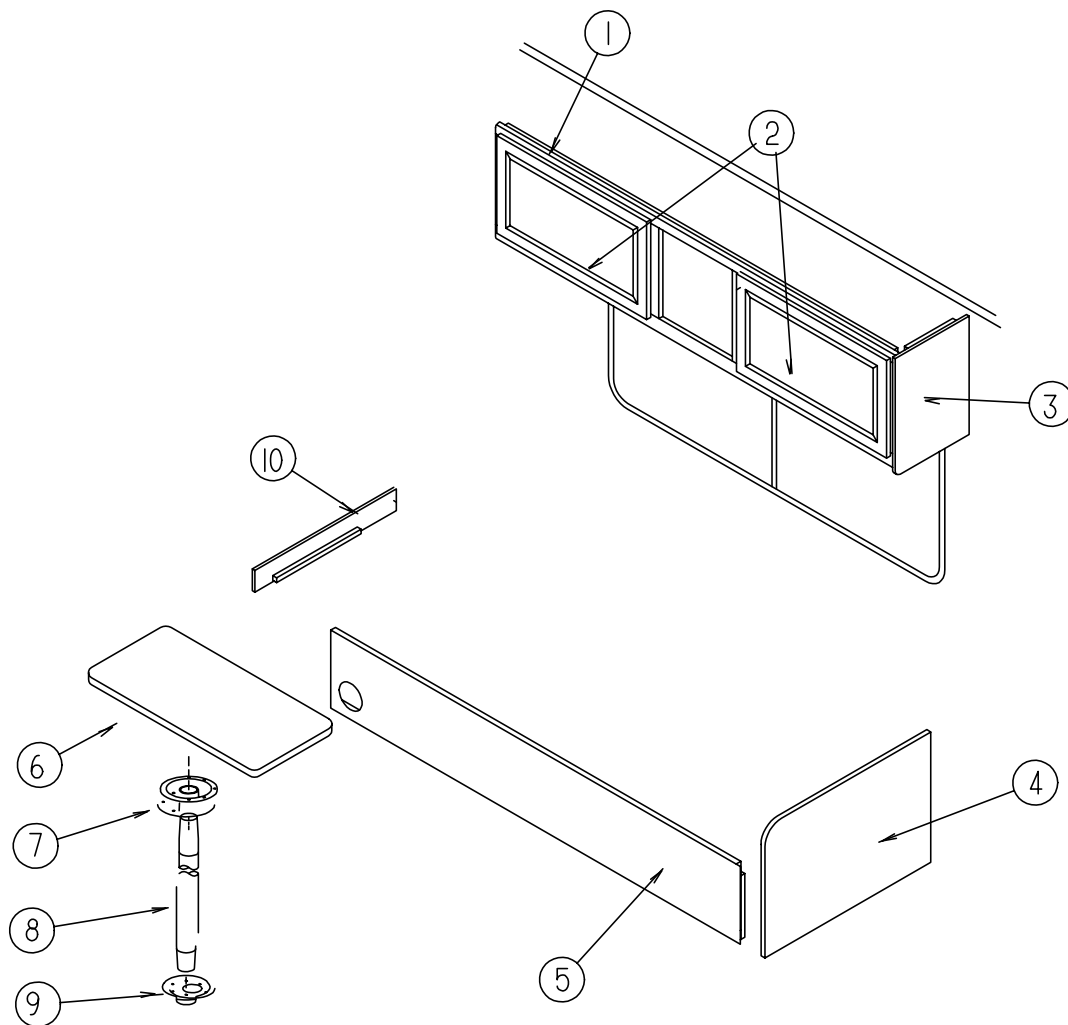


LP SYSTEM

KEY	PART NUMBER	U/M	DESCRIPTION
1	045703-03-000	EA	HOSE-LP - 3/8" ID X 18" - 3/8" MPT X 1/2" F SWIVEL (US)
1	045703-05-000	EA	HOSE-LP - 3/8" ID X 28" - 3/8" MPT X 1/2" F SWIVEL (US)
1	045703-06-000	EA	HOSE-LP - 3/8" ID X 28" - 3/8" MPT X 1/2" F SWIVEL (CANADIAN)
2	106150-01-000	EA	REGULATOR-TWO STAGE - M'BRASS 293-00
3	040421-01-708	EA	HANDWHEEL-SERVICE VALVE - BRUNNER G-1015-A
4	040421-01-712	EA	VALVE-SERVICE W/O VAPOR RELIEF - 29000853
5	080450-01-000	EA	TANK-LP - 42 LB - 13" DIA X 24" LONG
6	040421-01-711	EA	VALVE - 80% W/FLOAT - PLATE - BOLTS & GASKET - BRUNNER
7	040421-01-701	EA	VALVE-SHORT LP FILLER W/YELLOW CAP - BRUNNER 75478
8	040421-01-702	EA	CAP-LP FILLER VALVE - PLASTIC - YELLOW - BRUNNER G-1014-A
9	040421-01-700	EA	VALVE-LIQUID LEVEL - 20% LP - BRUNNER G-1013
10	040421-01-713	EA	VALVE-VAPOR ONLY - 29000587
11	074142-01-700	EA	FLOAT GAUGE-SCREW ON-MACHINE 13C-SCR
	074142-01-701	EA	FLOAT ASM. (BOLT ON) - 13C-BLT
12	040440-02-000	EA	TRANSMITTER-DIAL - 0-90 OHM
13	105658-01-000	EA	COMPARTMENT-LP REGULATOR
	010265-01-000	EA	ELBOW-BRASS - 90 DEGREE - 3/8" F X 1/2" FPT
	010323-01-000	EA	ADAPTER-BRASS - 3/8" F X 1/2" MPT
	010252-01-000	EA	ELBOW-BRASS - 90 3/8" F X 1/2" MPT
	057042-01-000	EA	ADAPTER-CROSS 1/2" PIPE
	010377-02-000	EA	NUT-BRASS - 3/8" FEMALE - FORGED
	065318-02-000	EA	ELBOW- 90 DEGREE - 3/8" MPT TO 3/8" FPT
	095624-01-000	EA	ELBOW- 90 DEGREE - 1/4" FPT X 1/4" FPT - BRASS
	008042-01-000	FT	TUBING-VINYL - .65" ID
	065318-02-000	EA	ELBOW - 90 DEGREE - 3/8" MPT TO 3/8" FPT
	095624-01-000	EA	ELBOW - 90 DEGREE - 1/4" FPT X 1/4" FPT - BRASS
	105658-01-000	EA	COMPARTMENT-LP REGULATOR
	106150-01-000	EA	REGULATOR-TWO STAGE - M'BRASS 290-303
	106150-02-000	EA	REGULATOR-TWO STAGE - M'BRASS 290-00
	103613-01-000	EA	DETECTOR-LP GAS

FROM: 09-03-94 THRU: 99-99-99

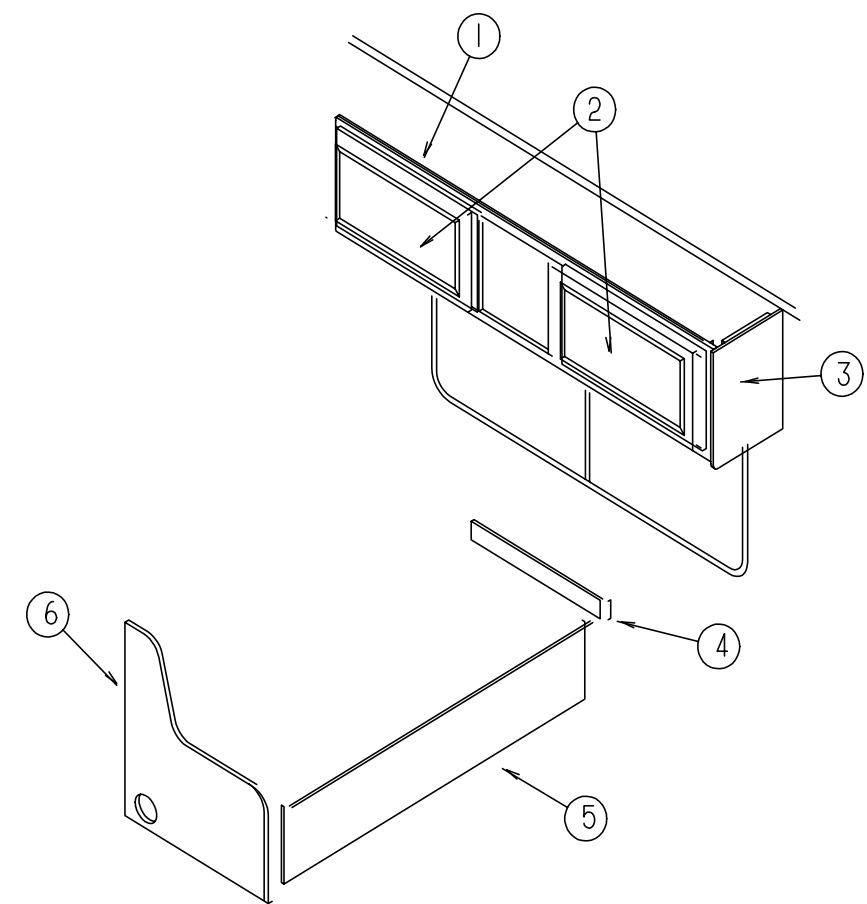
LOUNGE GROUP



DRIVER SIDE COUCH AND CABINETS

KEY	PART NUMBER	U/M	DESCRIPTION
1	111166-03-F28	EA	CABINET-OVERHEAD - W/O DOORS & HARDWARE - DINETTE
1	111166-03-F29	EA	CABINET-OVERHEAD - W/O DOORS & HARDWARE - DINETTE
2	M06803-13-F28	EA	DOOR-CABINET - W/O HARDWARE - 400 X 710 MM FROM: 00-00-00 THRU: 02-05-95
	108536-04-08A	EA	MIRROR-GLASS - 317 X 627 7MM - GALAXY FROM: 00-00-00 THRU: 02-05-95
2	M06803-13-F29	EA	DOOR-CABINET - W/O HARDWARE - 400 X 710 MM FROM: 02-06-95 THRU: 99-99-99
	108536-04-04A	EA	MIRROR-GLASS - 317 X 627 MM - FERNLY FROM: 02-06-95 THRU: 99-99-99
2	M06803-82-F28	EA	DOOR-CABINET - W/O HARDWARE - 400 X 710MM (WOOD PANEL)
3	109908-09-F28	EA	END CAP-CABINET - OVERHEAD
4	M04187-67-F28	EA	CABINET-COUCH - W/FABRIC
4	M04187-67-F29	EA	CABINET-COUCH - W/FABRIC
5	M04187-86-F28	EA	CABINET-COUCH - W/FABRIC
5	M04187-86-F29	EA	CABINET-COUCH - W/FABRIC
	082525-01-000	EA	BRACE-COUCH - FLOOR MOUNT - ANGLE 3" LONG - METAL
	083125-05-000	EA	BRACE-ANGLE - COUCH - 2.5" - BEIGE
	083125-07-000	EA	BRACE-COUCH - OFF WHITE
6	081298-01-E04	EA	TABLE ASM-DINETTE (F28)
6	081298-01-F32	EA	TABLE ASM-DINETTE (F29)
7	009040-03-000	EA	BASE-TABLE - RAISED - TABLE MOUNTED
8	009040-02-000	EA	PEDESTAL TABLE LEG - 27.5" X 2.25" DIA - CHROME
9	041194-01-000	EA	BASE-TABLE - FLUSH - FLOOR MOUNTED
10	M04187-68-F28	EA	CABINET-COUCH - W/FABRIC
10	M04187-68-F29	EA	CABINET-COUCH - W/FABRIC
	062046-01-000	EA	CLIP-LEG - PEDESTAL - 1.7" X 2.2" DIA. FROM 2" X 2.5"

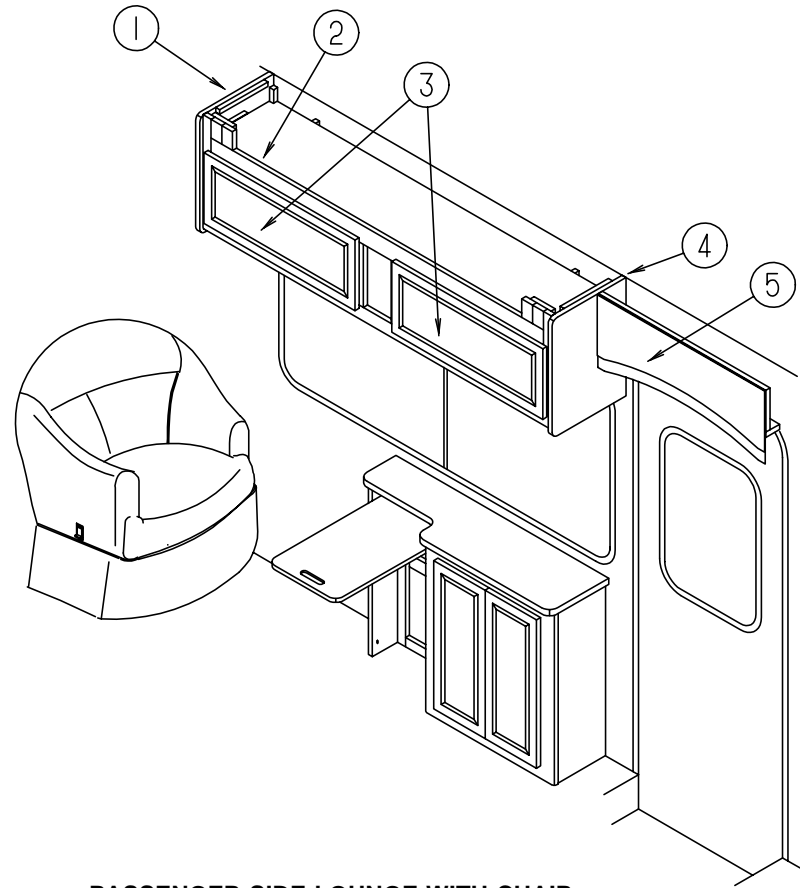
LOUNGE GROUP (CONTINUED)



FORWARD FACING COUCH AND CABINETS

KEY	PART NUMBER	U/M	DESCRIPTION
1	111166-03-F28	EA	CABINET-OVERHEAD - W/O DOORS & HARDWARE - DINETTE
1	111166-03-F29	EA	CABINET-OVERHEAD - W/O DOORS & HARDWARE - DINETTE
2	M06803-13-F28	EA	DOOR-CABINET - W/O HARDWARE - 400 X 710 MM FROM: 00-00-00 THRU: 02-05-95
	108536-04-08A	EA	MIRROR-GLASS - 317 X 627 7MM - GALAXY FROM: 00-00-00 THRU: 02-05-95
2	M06803-13-F29	EA	DOOR-CABINET - W/O HARDWARE - 400 X 710 MM FROM: 02-06-95 THRU: 99-99-99
	108536-04-04A	EA	MIRROR-GLASS - 317 X 627 MM - FERNLY FROM: 02-06-95 THRU: 99-99-99
2	M06803-82-F28	EA	DOOR-CABINET - W/O HARDWARE - 400 X 710MM (WOOD PANEL)
3	109908-09-F28	EA	END CAP-CABINET - OVERHEAD
4	M04187-90-F28	EA	CABINET-COUCH - W/FABRIC
4	M04187-90-F29	EA	CABINET-COUCH - W/FABRIC
5	M04187-89-F28	EA	CABINET-COUCH - W/FABRIC
5	M04187-89-F29	EA	CABINET-COUCH - W/FABRIC
6	116110-01-F28	EA	CABINET-COUCH - W/FABRIC
6	116110-01-F29	EA	CABINET-COUCH - W/FABRIC
	M02634-01-F28	EA	PANEL-KICKBOARD
	M02634-01-F29	EA	PANEL-KICKBOARD
	083125-07-000	EA	BRACE-COUCH - OFF WHITE
	114726-01-F28	EA	TRAY ASM-BEVERAGE
	P14725-01-000	EA	COVER-AIR RETURN - W/O CARPET
	114739-01-01A	EA	PAD-NON-SKID - PSA - LUNDEL-3M #5908
	114681-01-F02	EA	TABLE ASM - SMALL (F28)
	114681-01-F29	EA	TABLE ASM - SMALL (F29)
	081322-14-F28	EA	TABLE ASM - LARGE
	081322-14-F29	EA	TABLE ASM - LARGE
	112200-04-02A	EA	SUPPORT-HINGE LOCK - WALL MOUNTED - OFF WHITE
	112201-04-02A	EA	SUPPORT-HINGE CATCH - WALL MOUNTED - OFF WHITE
	114724-01-04A	EA	LEG-TABLE - WOOD - PICKLED ASH
	114724-02-000	EA	PLATE-LEG - METAL - THD
	062046-01-000	EA	CLIP-LEG - PEDESTAL - 1.7" X 2.2" DIA. FROM 2" X 2.5"

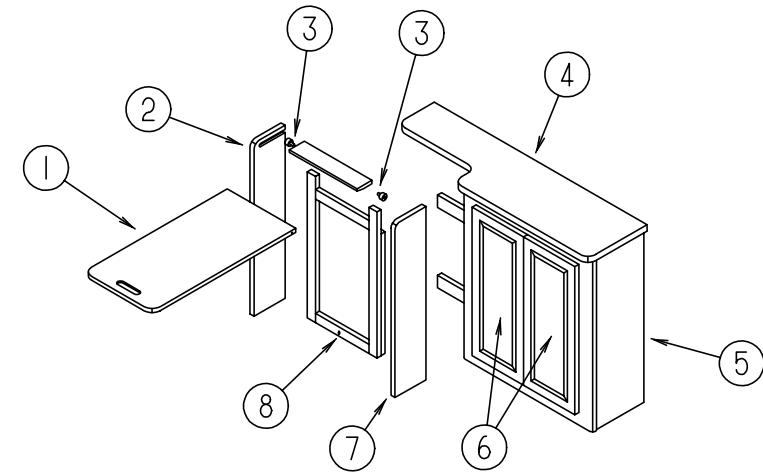
LOUNGE GROUP (CONTINUED)



PASSENGER SIDE LOUNGE WITH CHAIR

KEY	PART NUMBER	U/M	DESCRIPTION
1	109908-08-F28	EA	END CAP-CABINET - OVERHEAD
2	111167-02-F28	EA	CABINET-OVERHEAD - W/O DOORS & HARDWARE
2	111167-02-F29	EA	CABINET-OVERHEAD - W/O DOORS & HARDWARE
	111167-13-F28	EA	SHelf-CABINET - OVERHEAD
3	M06803-D5-F28	EA	DOOR-CABINET - W/O HARDWARE - 290 X 715MM (WOOD PANEL)
4	109908-09-F28	EA	END CAP-CABINET - OVERHEAD
5	112964-01-F28	EA	CABINET-OVERHEAD - ENTRANCE DOOR
	082525-01-000	EA	BRACE-COUCH - FLOOR MOUNT - ANGLE 3" LONG - METAL
	083125-05-000	EA	BRACE-ANGLE - COUCH - 2.5" - BEIGE
	083125-07-000	EA	BRACE-COUCH - OFF WHITE

LOUNGE GROUP (CONTINUED)

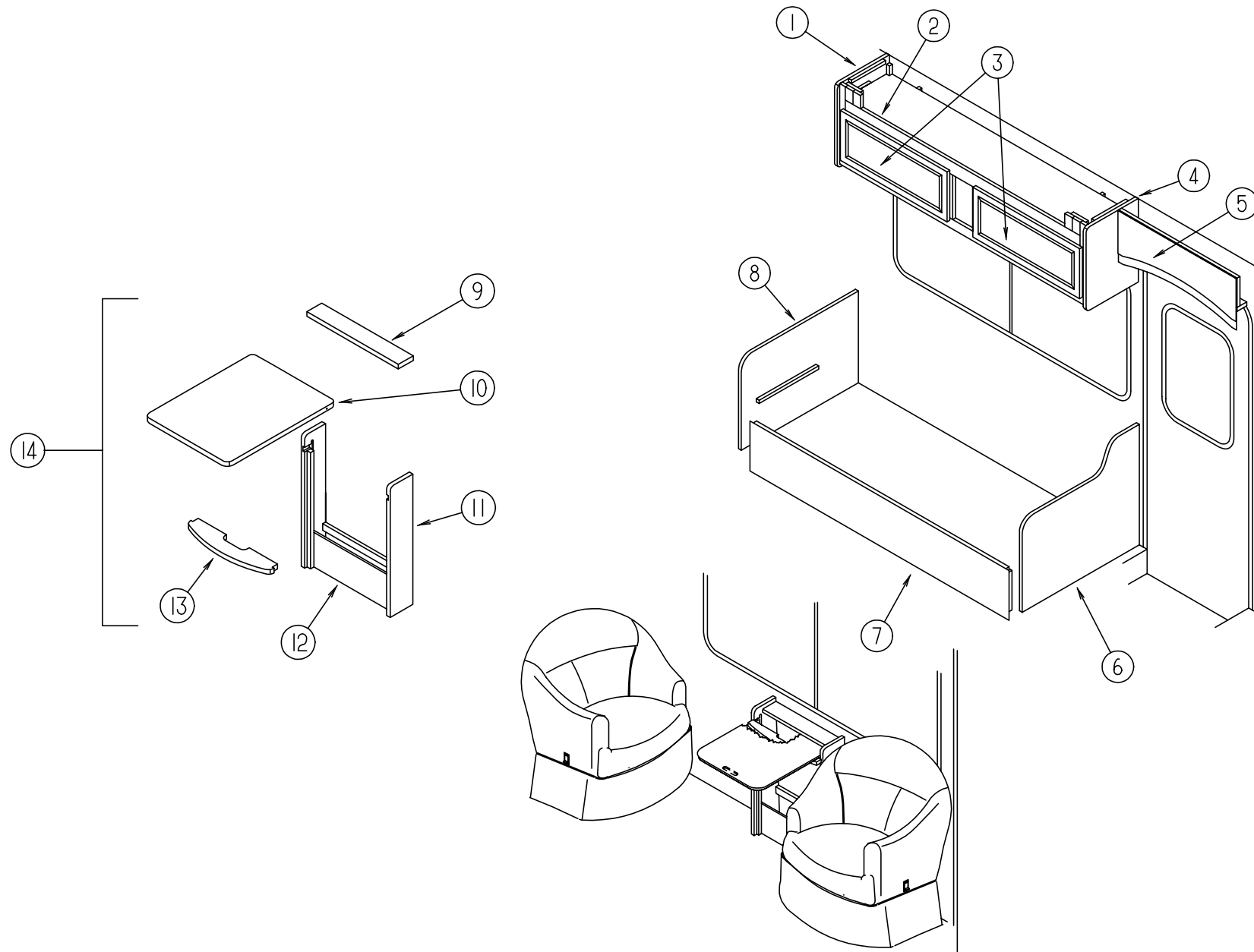


PASSENGER SIDE HUTCH TABLE

KEY	PART NUMBER	U/M	DESCRIPTION
1	114796-15-F02	EA	TABLE-PULLOUT - HUTCH CABINET (F28)
1	114796-15-F29	EA	TABLE-PULLOUT - HUTCH CABINET (F29)
2	114796-13-F28	EA	END TABLE - RIGHT
3	079921-01-000	EA	ROLLER-NYLON - W/STEEL SHAFT - BARBED
4	114796-11-F02	EA	COUNTERTOP-CABINET - HUTCH (F28)
4	114796-11-F29	EA	COUNTERTOP-CABINET - HUTCH (F29)
5	114796-01-F28	EA	CABINET-HUTCH - W/PULLOUT TABLE
5	114796-01-F29	EA	CABINET-HUTCH - W/PULLOUT TABLE
6	M06803-E0-F28	EA	DOOR-CABINET - W/O HARDWARE - 255 X 640MM
7	114796-12-F28	EA	END TABLE - LEFT
8	049176-01-000	EA	HEDLOCK II - 3/4 DIAMETER - SCREW MOUNT
	062046-01-000	EA	CLIP-LEG - PEDESTAL - 1.7" X 2.2" DIA. FROM 2" X 2.5"

LOUNGE GROUP (CONTINUED)

PASSENGER SIDE LOUNGE WITH CHAIR



KEY	PART NUMBER	U/M	DESCRIPTION
1	109908-08-F28	EA	END CAP-CABINET - OVERHEAD
2	111167-02-F28	EA	CABINET-OVERHEAD - W/O DOORS & HARDWARE
2	111167-02-F29	EA	CABINET-OVERHEAD - W/O DOORS & HARDWARE
	111167-13-F28	EA	SHELF-CABINET - OVERHEAD
3	M06803-D5-F28	EA	DOOR-CABINET - W/O HARDWARE - 290 X 715MM (WOOD PANEL)
4	109908-09-F28	EA	END CAP-CABINET - OVERHEAD
5	112964-01-F28	EA	CABINET-OVERHEAD - ENTRANCE DOOR
6	M04187-65-F28	EA	CABINET-COUCH - END CAP - W/FABRIC
6	M04187-65-F29	EA	CABINET-COUCH - END CAP - W/FABRIC
7	M04187-63-F28	EA	CABINET-COUCH - FACE - W/FABRIC
7	M04187-63-F29	EA	CABINET-COUCH - FACE - W/FABRIC
8	M04187-64-F28	EA	CABINET-COUCH - END CAP - W/FABRIC
8	M04187-64-F29	EA	CABINET-COUCH - END CAP - W/FABRIC

KEY	PART NUMBER	U/M	DESCRIPTION
9	096873-15-F28	EA	SHELF-TOP - TABLE TOP BACK SUPPORT
10	096873-11-F28	EA	TOP PANEL-PULL OUT
	080736-01-000	EA	PULL-RECESSED - 1.25" X 4" - OAK
11	096873-14-F28	EA	PANEL-SIDE - LEFT - PULLOUT TABLE
	096873-13-F28	EA	PANEL-SIDE - RIGHT - PULLOUT TABLE
12	096873-16-F28	EA	PANEL-FRONT LOWER FACE - PULLOUT TABLE
13	096873-12-F28	EA	SHELF-TOP - TABLE TOP BOTTOM SUPPORT
14	M96873-01-F28	EA	TABLE-PULLOUT - W/O PULLOUT TOP PANEL
	082525-01-000	EA	BRACE-COUCH - FLOOR MOUNT - ANGLE 3" LONG - METAL
	083125-05-000	EA	BRACE-ANGLE - COUCH - 2.5" - BEIGE
	083125-07-000	EA	BRACE-ANGLE - COUCH - 2.5" - OFF WHITE

SEALANTS & FASTENERS GROUP

SCREWS

KEY	PART NUMBER	U/M	DESCRIPTION
	000G11-06-10J	EA	SCREW - 6 - 20 X 5/8 PPH - BRASS
	000G11-07-08B	EA	SCREW - 7 - 19 X 1/2 PPH - ZINC
	000G11-08-06B	EA	SCREW - 8 - 18 X 3/8 PPH - ZINC
	000G11-08-08B	EA	SCREW - 8 - 18 X 1/2 PPH - ZINC
	000G11-08-12B	EA	SCREW - 8 - 18 X 3/4 PPH - ZINC
	000G11-08-12D	EA	SCREW - 8 - 18 X 3/4 PPH - BLACK
	000G11-08-12E	EA	SCREW - 8 - 18 X .75 PPH - CHROME
	000G11-08-12P	EA	SCREW - 8 - 18 X .75 PPH - DARK BROWN
	000G11-08-12S	EA	SCREW - 8 - 18 X 3/4 PPH - OFF WHITE
	000G11-08-12T	EA	SCREW - 8 - 18 X 3/4 PPH - BLACK
	000G11-08-16S	EA	SCREW - 8 - 18 X 1.00 PPH - OFF WHITE
	000G11-08-20B	EA	SCREW - 8 - 18 X 1 1/4 PPH - ZINC
	000G11-10-12S	EA	SCREW - 10 - 16 X .75 PPH - OFF WHITE
	000G11-10-40B	EA	SCREW - 10 - 16 X 2 1/2 PPH CAD - 34927-01-000
	000G12-06-08T	EA	SCREW - 6 - 20 X .50 POH - BLACK
	000G12-08-12S	EA	SCREW - 8 - 18 X 3/4 POH - OFF WHITE
	000G13-05-10B	EA	SCREW - 5 - 12 X 5/8 PFH - ZINC
	000G13-06-08B	EA	SCREW - 6 - 20 X 1/2 PFH - ZINC
	000G13-06-16J	EA	SCREW - 6 - 20 X 1.00 PFH - BRASS
	000G13-06-24J	EA	SCREW - 6 - 20 X 1.50 PFH - BRASS
	000G13-07-12B	EA	SCREW - 7 - 19 X 3/4 PFH - ZINC
	000G13-08-10B	EA	SCREW - 8 - 18 X 5/8 PFH - ZINC
	000G32-10-06B	EA	SCREW - 10 - 32 X 3/8" - PPH - ZINC
	000G39-06-08B	EA	SCREW - SF/DR - 6 - 18 X 1/2 - ZINC
	000G39-06-10T	EA	SCREW - SF/DR - 6 - 20 X 5/8 PPH - BLACK
	000G39-08-06B	EA	SCREW - SF/DR - 8 - 18 X 3/8 PPH - ZINC
	000G39-08-08B	EA	SCREW - SF/DR - 8 - 18 X 1/2 PPH - ZINC
	000G39-08-08T	EA	SCREW - SF/DR - 8 - 18 X .50 PPH - BLACK
	000G39-08-08S	EA	SCREW - SF/DR - 8 - 18 X 1/2 PPH - OFF WHITE
	000G39-08-12B	EA	SCREW - SF/DR - 8 - 18 X 3/4 PPH - ZINC
	000G39-08-16B	EA	SCREW - SF/DR - 8 - 18 X 1 PPH - ZINC
	000G39-08-16S	EA	SCREW - SF/DR - 8 - 18 X 1.00 PPH - OFF WHITE
	000G39-10-12D	EA	SCREW - SF/DR - 10 - 16 X 3/4 PPH - BLACK
	000G39-10-12B	EA	SCREW - SF/DR - 10 - 16 X .75 PPH - ZINC
	000G39-10-12R	EA	SCREW - SF/DR - 10 - 16 X 3/4 PPH - BEIGE
	000G39-10-20B	EA	SCREW - SF/DR - 10 - 16 X 1 1/4 PPH - ZINC
	000G39-12-12E	EA	SCREW - SF/DR - 12 - 14 X 3/4 PPH - CHROME
	000G42-04-16B	EA	SCREW - SF/DR - 1/4 - 14 X 1 HWH - ZINC
	000G46-08-24T	EA	SCREW - MACHINE - 8 - 32 X 1.5" PFH - BLACK
	000G50-04-12B	EA	SCREW - MACHINE - 1/4 - 20 X 3/4 PPH - ZINC
	000G52-08-18B	EA	SCREW - MACHINE - 8 - 32 X 1 1/8" PTH - ZINC
	000G53-04-06B	EA	SCREW - MACHINE - 1/4 - 20 X 3/8 PPH ZINC - UNDERCUT HEAD
	000G54-04-20B	EA	SCREW - 1/4 - 20 X 1 1/4 PTH - TYPE 23 - ZINC PLATED
	000G60-10-28T	EA	SCREW - SF/DR - 10 - 16 X 1.75 - BLACK
	000G67-10-08B	EA	SCREW - 10 - 12 X 1/2 PPH - ZINC
	000G67-10-08R	EA	SCREW - 10 - 12 X 1/2 PPH - BEIGE - TYPE A
	000G67-10-10B	EA	SCREW - 10 - 12 X 5/8 PPH - ZINC - TYPE A
	000G67-10-10D	EA	SCREW - 10 - 12 X 5/8 PPH - BLACK - TYPE A
	000G67-10-10S	EA	SCREW - 10 - 12 X 5/8" - PPH - OFF WHITE
	000G67-10-120	EA	SCREW - 10 - 12 X 3/4" PPH - TAN
	000G67-10-12B	EA	SCREW - 10 - 12 X 3/4" PPH - ZINC
	000G67-10-12P	EA	SCREW - 10 - 12 X .75" - PPH - DARK BROWN
	000G67-10-12R	EA	SCREW - 10 - 12 X .75 PPH - BEIGE
	000G67-10-12S	EA	SCREW - 10 - 12 X .75 PPH - OFF WHITE
	000G67-10-16B	EA	SCREW - 10 - 12 X 1 PPH - ZINC
	000G67-10-16P	EA	SCREW - 10 - 12 X 1 PPH - DARK BROWN
	000G67-10-20D	EA	SCREW - 10 - 12 X 1 1/4 PPH - BLACK
	000G67-10-24B	EA	SCREW - 10 - 12 X 1 1/2 PPH - ZINC
	000G67-10-32B	EA	SCREW - 10 - 12 X 2 PPH - ZINC
	000G67-10-36T	EA	SCREW - 10 - 12 X 2.25 PPH - BLACK

SEALANTS & FASTENERS GROUP (CONTINUED)

SCREWS (CONTINUED)

KEY	PART NUMBER	U/M	DESCRIPTION
	000G68-06-10G	EA	SCREW - 6 - 18 X 5/8 POH - ANTIQUE BRASS
	049465-04-000	EA	SCREW - 10 - 16 X 1 PTH W/WASHER - BEIGE
	074046-01-000	EA	SCREW - 8 - 18 X 1 1/2 PFH - BRONZE
	075908-01-000	EA	SCREW - MACHINE - 10 - 32 X .56 PTH - ZINC EXTERNAL TOOTH
	087721-01-000	EA	SCREW - FLANGE HEAD - TAPPING - 1/4" X 1 1/4" LONG - ZINC
	101618-01-000	EA	SCREW - 1/4 - 20 X 3/4 HEX - TAPPING - STALGARD TYPE F

BOLTS, NUTS & WASHERS

KEY	PART NUMBER	U/M	DESCRIPTION
	0MC31K-08-020	EA	BOLT - HEX - SERRATED FLANGE - M8 X 020
	000C12-05-16B	EA	BOLT - HEX - 5/16 - 18 X 1 - ZINC 5
	000C12-06-16B	EA	BOLT - HEX - 3/8 - 16 X 1 LG - ZINC 5
	000C12-06-32B	EA	BOLT - HEX - 3/8 - 16 X 2LG - ZINC 5
	000C12-07-24B	EA	BOLT - HEX - 7/16 - 14 X 1.50 - ZINC 5
	000C12-08-24B	EA	BOLT - HEX - 1/2 - 13 X 1 1/2 - ZINC 5
	000C12-10-24B	EA	BOLT - HEX - 5/8 - 11 X 1 1/2 ZINC - 5
	000C13-07-48B	EA	BOLT - HEX - 7/16 - 20 X 3 - ZINC 5
	000C18-05-40A	EA	BOLT - ELEV - 5/16" - 18 X 2 1/2" PL
	000C18-06-48B	EA	BOLT - ELEV - 3/8 - 16 X 3 ZINC - GRADE 5
	000C26-04-10B	EA	BOLT - HEX - SERRATED FLANGE - 1/4 - 20 X 5/8 - ZINC
	000C26-04-14B	EA	BOLT - HEX - SERRATED FLANGE - 1/4 X 20 X 7/8 - ZINC
	000C26-05-12B	EA	BOLT - HEX - SERRATED FLANGE - 5/16-18 X 3/4 - ZINC
	000C26-06-12B	EA	BOLT - HEX - SERRATED FLANGE - 3/8 - 16 X 3/4 - ZINC
	000G45-05-16B	EA	BOLT - LAG 5/16 - 9 X 1 ZN
	102333-01-02A	EA	BOLT-CARRIAGE - 7/16 - 14 SST CAP - OFF WHITE - BUMPER BOLT
	102333-01-06A	EA	BOLT-CARRIAGE - 7/16 - 14 SST CAP - BRIGHT WHITE - BUMPER BOLT
	106166-01-000	EA	BOLT COLLARED HANGER
	000D34-06-00B	EA	NUT-HEX - LOCKING - 3/8 - 16 GRADE C ZN - PREVAILING TORQUE
	000D24-10-00B	EA	NUT - HEX - SF/LOCKING - 10 - 32 ZINC
	000D29-06-00B	EA	NUT - HEX - W/NYLON LOCK - 3/8 - 16 - ZINC
	000D39-04-00B	EA	NUT - HEX - SERRATED FLANGE LOCKING 1/4 - 20 - ZINC
	000D39-05-00B	EA	NUT - HEX - SERRATED FLANGE LOCKING - 5/16 - 18 - ZINC
	000D39-06-00B	EA	NUT - HEX - SERRATED FLANGE LOCKING - 3/8 - 16 - ZINC
	000D39-08-00B	EA	NUT - HEX - SERRATED FLANGE LOCKING - 1/2 - 13 - ZINC
	000D44-07-00B	EA	NUT - HEX - SERRATED FLANGE LOCKING - 7/16 - 20 - ZINC
	000D46-04-00A	EA	NUT - HEX - WELD - 1/4 - 20 - PLAIN - SHORT PILOT
	087234-01-000	EA	NUT - JACK -1/4 X 20 THD -MOLLY - ARDEN 8-L -JN BRASS - (LICENSE PLATES)
	000E11-07-00B	EA	WASHER - LOCKING - 7/16 MED SPLIT - ZINC - 05114-01-000
	000E11-08-00B	EA	WASHER - LOCKING - 1/2 MED SPLIT - ZINC
	041322-01-000	EA	WASHER - FLANGE - 15/32 ID X 2 3/8 OD - FOR SEAT BELT MOUNT
	000E13-21-00B	EA	WASHER - FLANGE - W/2 NAR - ZINC
	000E13-14-00B	EA	WASHER - FLANGE - 1/4" WIDE - ZINC
	000E13-17-00B	EA	WASHER - FLANGE - 3/8" AR - ZINC
	000E13-18-00B	EA	WASHER - FLANGE - 3/8 WIDE - ZINC
	000E13-20-00B	EA	WASHER - FLANGE - 7/16" WIDE - ZINC
	044533-01-000	EA	WASHER - PLASTIC - 1 3/8"OD - FOR BUTTONS

SEALANTS & FASTENERS GROUP (CONTINUED)

ADHESIVE & FASTENERS

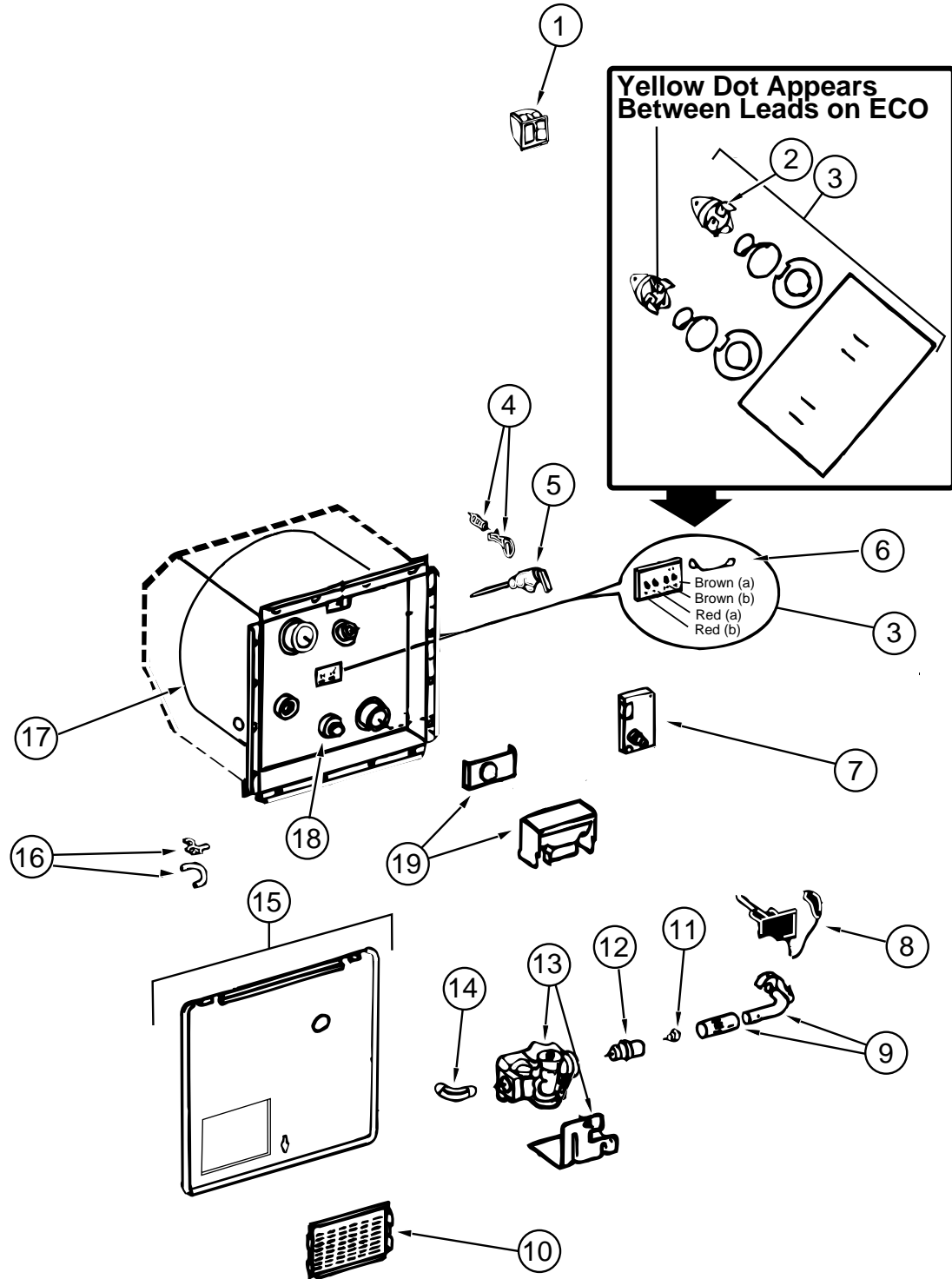
KEY	PART NUMBER	U/M	DESCRIPTION
	034552-02-000	EA	SILICONE - TUBE - 300 ML - W/O NOZZLE - CLEAR
	034552-06-000	EA	SILICONE - TUBE - 300 ML - W/O NOZZLE - OFF WHITE
	034552-15-000	EA	SILICONE - TUBE - 300 ML - W/O NOZZLE - BRIGHT WHITE
	900390-01-000	EA	TIP - 2 1/2" X 1/8" ORIFICE
	900390-03-000	EA	NOZZLES - #CSL D10
	002707-02-000	FT	TAPE - SEALER - 6/16" X 1/2"
	053766-02-000	EA	BEDDING COMPOUND - TUBE - WHITE SCHNEE# 5522
	053766-06-000	EA	BEDDING COMPOUND - TUBE - CLEAR
	053766-08-000	EA	BEDDING COMPOUND - TUBE - GRAY - SCHNEE# 5522
	063642-01-000	FT	TAPE - ADHESIVE - 10 MM X 1.5" WIDE X 180'
	069640-01-000	FT	SEALER - RIBBON - 1/4" X 30'
	069640-02-000	FT	SEALER - RIBBON - 1/2" X 1/8" X 60'
	069640-03-000	FT	SEALER - RIBBON - 3/4" X 1/8" X 60'
	069640-09-000	FT	SEALER-RIBBON - 1/32" X 2 1/2" - INCREMENTS OF 80'
	069640-10-000	FT	SEALER - RIBBON - 1/32" X 1 1/2" X 90'
	069640-11-000	FT	SEALER - TAPE - 3/16" X 3/8" X 40' - BLACK - MANUS
	069640-14-000	FT	SEALER - TAPE - 1/16" X 1" X 100' GRAY - MANUS
	072889-09-000	EA	SEALANT-URETHANE - BLACK (TUBE) - MANUS 75AM
	076314-02-000	FT	TAPE - CARPET SEAM - HEAT-BOND - 4" WIDE
	076322-01-000	FT	TAPE - FOAM - DOUBLE COATED ADHESIVE BACKED - .75" X 216'
	076322-03-000	FT	TAPE - FOAM - DOUBLE COATED ADHESIVE BACKED - .5" X 108'
	076322-05-000	FT	TAPE - FOAM - DOUBLE COATED ADHESIVE BACKED - .025" X 1.5" X 108'
	087211-01-000	GL	PROMOTER - ADHESIVE
	094401-01-000	EA	SEALER - BODY SEAM SEALER - 3M FLEXICLEAR - TUBE - 12 PER CASE
	102352-01-000	EA	SEALER - PUMPABLE - BLACK - COLORIMETRIC MS101
	108716-01-000	EA	SILICONE - TUBE - OFF WHITE LEVEL - CSL 510
	091255-02-000	FT	SEAL-ADHESIVE BACKED FOAM - .18" THICK X 1.5" WIDE
	114311-01-000	GL	ADHESIVE-GLUE - #72-7843 NATIONAL STARCH

SEALANTS & FASTENERS GROUP (CONTINUED)

CLAMPS, GROMMETS, CLIPS & RIVETS

KEY	PART NUMBER	U/M	DESCRIPTION
	000H16-04-06R	EA	RIVET - POP - AL 1/8 X .313 - .375
	007161-01-000	EA	CLAMP - HOSE - SPRING TYPE - 1/2"
	010495-01-000	EA	CLAMP - CABLE - 9/16"
	010497-01-000	EA	CLAMP - CLOSED - 5/8" ID
	010497-03-000	EA	CLAMP - CLOSED - 1" ID - CUSHIONED
	010497-04-000	EA	CLAMP - CLOSED - 1.62" ID
	010499-01-000	EA	CLAMP - CLOSED - 3/8" ID
	016188-03-000	EA	GROMMET - L/P LINE - 3/8" HOLE X 2 1/2" LONG - RUBBER
	016188-05-000	EA	GROMMET - L/P LINE - 3/8" HOLE X 1 1/4" LONG - RUBBER
	023942-01-000	EA	GROMMET-RUBBER - 2" OD
	077953-01-000	EA	GROMMET-EDGE LINER - FITS 1"
	056134-01-000	EA	HOLDER - RING - 3.6" DIAMETER - METAL
	062401-01-000	EA	CLAMP - HOSE - WORMGEAR .25" - 1"
	062401-04-000	EA	CLAMP - HOSE - WORMGEAR .69"- 1.25"
	062401-06-000	EA	CLAMP - HOSE - WORMGEAR .22"- .62"
	062401-11-000	EA	CLAMP-HOSE - WORMGEAR 3.56"- 4.5"
	071015-26-000	EA	GROMMET - RUBBER - 1.5" ID X 2.12" OD W/.06" GROOVE - BLACK
	075148-02-000	EA	CLAMP - GROUNDING - BRONZE SCREWS
	080734-02-000	EA	CLIP - WIRE - NYLON
	083609-01-000	EA	CLAMP - WIRE - DUAL EQUAL - 5/8" DIAMETER
	083610-01-000	EA	CLAMP - WIRE - DUAL - UNEQUAL DIAMETERS - .75" & 1.25"
	083610-02-000	EA	CLAMP-WIRE -DUAL UNEQUAL DIA
	101447-01-000	EA	CLIP - U TYPE - TINNERMAN - HOLDS SHOWER SURROUND TOGETHER
	091952-01-000	EA	CLIP - GRIPPER - 1"
	091952-02-000	EA	CLIP - GRIPPER - 3/4"
	080211-03-000	EA	CLIP - MOUNTING - (XMAS TREE) - DECORATIVE PADS
	080211-05-000	EA	CLIP-XMAS TREE-36 MM - FASNAP 09-280297
	069592-02-000	EA	RIVET-T - (POP) - 1/4 X .093 - .156
	108046-01-000	EA	TIE - CABLE - SCREW MOUNT - 8"
	008343-01-000	EA	TIE - WIRE - 6"
	029096-04-000	YD	TAPE - HOOK - VELCRO - 1" WIDE - BLACK
	085774-01-000	FT	FASTENER - DUAL HOOK - 1" WIDE - ADHESIVE BACK - BLACK
	085774-02-000	FT	FASTENER - DUAL LOOP - 1" WIDE - ADHESIVE BACK - BLACK

WATER & SEWAGE GROUP



WATER HEATER W/ELECTRIC IGNITION

KEY	PART NUMBER	U/M DESCRIPTION
	051391-03-000	EA HEATER-WATER - W/ELECTRIC IGNITION - ATWOOD G6A-3E
1	097967-01-000	EA SWITCH-WATER HEATER - REMOTE W/LIGHT - ATWOOD 91959
2	051391-04-701	EA THERMOSTAT 12 VDC-120 PRESET - ATWOOD# 91470
3	051393-01-721	EA ECO & THERMOSTAT ASM-FRONT MOUNT - 140 DEGREE - ATWOOD# 91447
4	051391-01-705	EA FASTENER-CAMLOC - ATWOOD# 92609
5	051391-01-704	EA VALVE-RELIEF - 1/2" FITTING - ATWOOD# 91604
6	051393-01-723	EA SWITCH-THERMAL-CUT OFF (2/PKG) - ATWOOD# 93866
7	051393-01-724	EA CIRCUIT BOARD-SPADE TERMINAL - ATWOOD# 93867-ELECTRIC IGNITION
8	051393-01-725	EA ELECTRODE-SINGLE SPADE CONNECT. - ATWOOD# 93868-SPARK PROBE
9	051391-04-703	EA BURNER-MAIN - ATWOOD# 91638 - 4E AND 6E MODELS
10	051391-01-717	EA GRILL ONLY(GOES ON THE DOOR)
11	051391-01-710	EA ORIFICE-MAIN BURNER - ATWOOD# 92742

WATER & SEWAGE GROUP (CONTINUED)

WATER HEATER W/ELECTRIC IGNITION (CONTINUED)

KEY	PART NUMBER	U/M DESCRIPTION
12	051391-03-700	EA ORFICE-HOLDER - ATWOOD# 91563
13	051393-01-726	EA SOLENOID VALVE AND BRACKET - ATWOOD# 93870-WHITE-ROGERS
14	051391-01-714	EA ELBOW - 45 DEGREE - 3/8" F X 3/8" MPT - ATWOOD 91044
15	052009-01-000	EA DOOR-WATER HEATER - ATWOOD 5576-27 - OFF WHITE
15	052009-06-000	EA DOOR-WATER HEATER - ATWOOD - BRIGHT WHITE
	116424-01-000	EA PROTECTOR-WATER HEATER LATCH
16	051391-01-700	EA HINGE KIT-W/CLIP - ATWOOD # 92568 & 92559
17	051391-04-706	EA TANK-INNER - G6A-4E & 6E - FRONT MOUNT - ATWOOD# 91641
18	051391-01-715	EA DRAIN PLUG - ATWOOD# 91561
19	051391-04-707	EA KIT-FLUE - & GASKET - ATWOOD# 90960

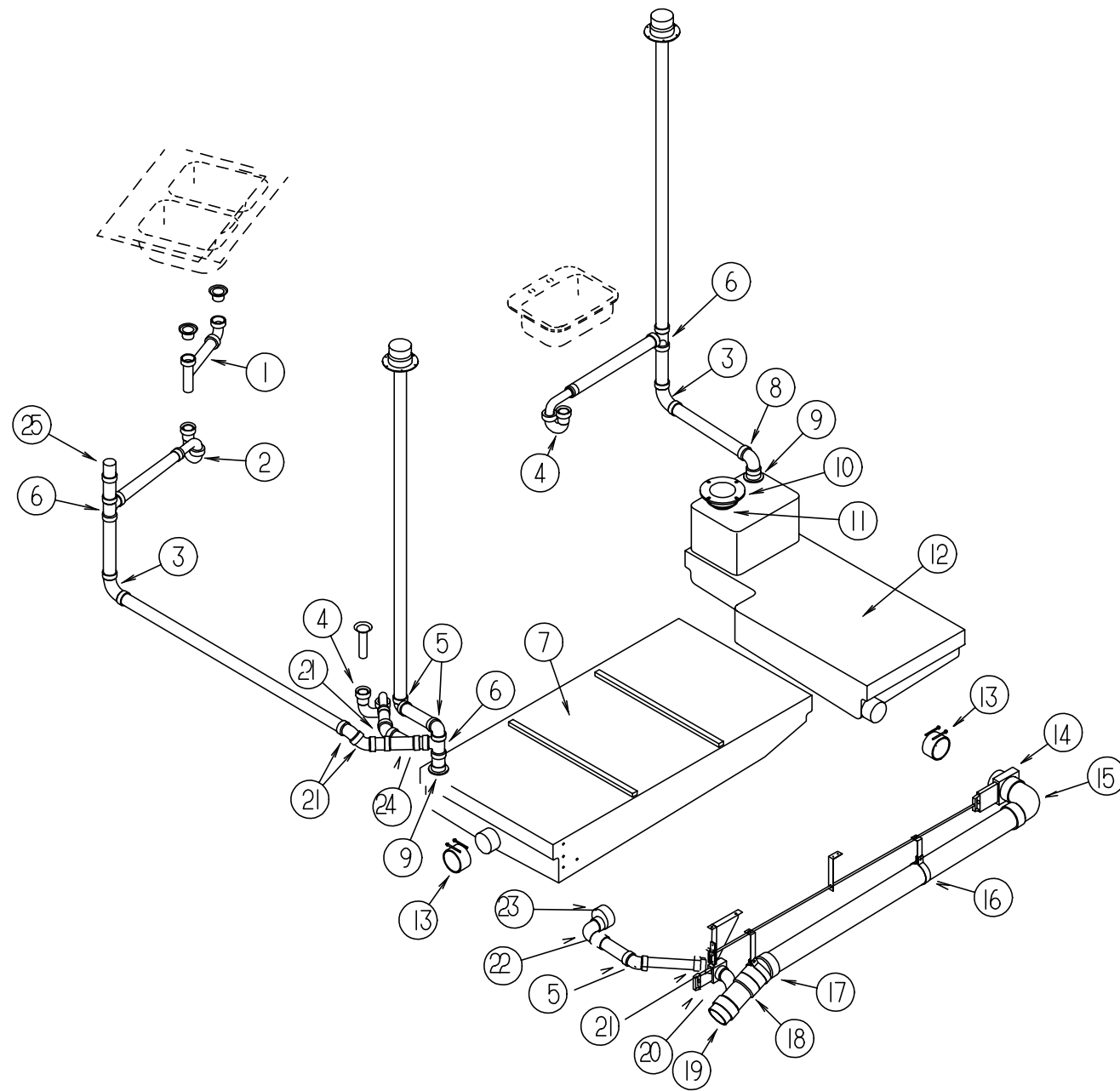
WATER HEATER W/MOTOR AID W/REAR HEATER

KEY	PART NUMBER	U/M DESCRIPTION
	051393-01-000	EA WATER HEATER - ATWOOD GH6-7E - ELECT IGNITION
1	097967-01-000	EA SWITCH-WATER HEATER - REMOTE W/LIGHT - ATWOOD 91959
2	051391-04-701	EA THERMOSTAT 12 VDC-120 PRESET - ATWOOD# 91470
3	051393-01-721	EA ECO & THERMOSTAT ASM-FRONT MOUNT, 140 DEGREE - ATWOOD# 91447
4	051391-01-705	EA FASTENER-CAMLOC - ATWOOD# 92609
5	051391-01-704	EA VALVE-RELIEF - 1/2" FITTING - ATWOOD# 91604
6	051393-01-723	EA SWITCH-THERMAL-CUT OFF (2/PKG) - ATWOOD# 93866
7	051393-01-724	EA CIRCUIT BOARD-SPADE TERMINAL - ATWOOD# 93867-ELECTRIC IGNITION
8	051393-01-725	EA ELECTRODE-SINGLE SPADE CONNECT. - ATWOOD# 93868-SPARK PROBE
9	051391-04-703	EA BURNER-MAIN - ATWOOD# 91638 - 4E AND 6E MODELS
10	051391-01-717	EA GRILL ONLY(GOES ON THE DOOR)
11	051391-01-710	EA ORIFICE-MAIN BURNER - ATWOOD# 92742
12	051391-03-700	EA ORFICE-HOLDER - ATWOOD# 91563
13	051393-01-726	EA SOLENOID VALVE AND BRACKET - ATWOOD# 93870-WHITE-ROGERS
14	051391-01-714	EA ELBOW - 45 DEGREE - 3/8" F X 3/8" MPT - ATWOOD 91044
15	052009-01-000	EA DOOR-WATER HEATER - ATWOOD 5576-27 - OFF WHITE
15	052009-06-000	EA DOOR-WATER HEATER - ATWOOD - BRIGHT WHITE
	116424-01-000	EA PROTECTOR-WATER HEATER LATCH
16	051391-01-700	EA HINGE KIT-W/CLIP - ATWOOD # 92568 & 92559
17	051391-04-704	EA TANK-INNER - FRONT MOUNT - GH6-4E & 6E - ATWOOD 91642
18	051391-01-715	EA DRAIN PLUG - ATWOOD# 91561
19	051391-04-707	EA KIT-FLUE - & GASKET - ATWOOD# 90960
	110438 01 000	EA VALVE-CHECK - BRASS

EXTERIOR SHOWER

KEY	PART NUMBER	U/M DESCRIPTION
	103092-01-000	EA HEAD-SHOWER - W/60" HOSE
	103092-02-000	EA HEAD-SHOWER - W/60" HOSE - CANADIAN
	103092-01-700	EA BRACKET-SHOWER HEAD - CLEAR
	011048-03-700	EA BRACKET-SHOWER HEAD - BONE
	075241-05-000	EA FAUCET-SHOWER - BONE
	093527-02-000	EA BRACKET-SHOWER HEAD

WATER & SEWAGE GROUP (CONTINUED)



DRAINAGE SYSTEM

KEY	PART NUMBER	U/M DESCRIPTION
1	011091-02-000	EA PIPE-DRAIN - DOUBLE SINK - BAFFLE TEE - 1 1/2"
1	011091-03-000	EA PIPE-DRAIN - W/SEALS - DOUBLE SINK - EXTENDS 9" TO 16"- CANADIAN
2	107538-01-000	EA P TRAP-PLASTIC 1 1/4" W/EXT ARM - KEVCO P814 1-1/4"
2	011066-03-700	EA P TRAP KIT - 1 1/4" HUB X SLIP JOINT - W/UNION - ABS - CANADIAN
	010121-01-000	EA BUSHING-REDUCER - 1 1/2" SMOOTH X 1 1/4" HUB - BLACK PLASTIC
	011066-03-701	EA P-TRAP - 162602
	011066-03-702	EA 1 1/2" ADAPTER - 381566
2	109571-01-000	EA ADAPTER-P TRAP - 1 1/2" P X 1 1/4" MPT
3	010008-01-000	EA ELBOW - 90 DEGREE - 1/4" BEND - 1 1/2" HUB X HUB - BLACK PLASTIC
4	107538-01-000	EA P TRAP-PLAS 1 1/4 W/EXT ARM - KEVCO P814 1-1/4"
5	010006-01-000	EA ELBOW - 45 DEGREE - 1/8 BEND - 1 1/2" HUB X HUB - BLACK PLASTIC
6	010071-01-000	EA TEE-SANITARY - 1 1/2" HUB X HUB X HUB - PLASTIC - BLACK
7	102762-01-000	EA TANK-HOLDING - 42 GALLON - 570.4" X 8.4" X 29"
8	034250-01-000	EA ELBOW - 90 DEGREE - LONG TURN - 1 1/2" HUB X HUB - ABS
9	061607-01-000	EA GROMMET-HOLDING TANK - 1 1/2" NPS
10	063641-01-000	EA FLANGE-CLOSET - 4" X 3"
11	061607-02-000	EA GROMMET-HOLDING TANK - 3" NPS

WATER & SEWAGE GROUP (CONTINUED)

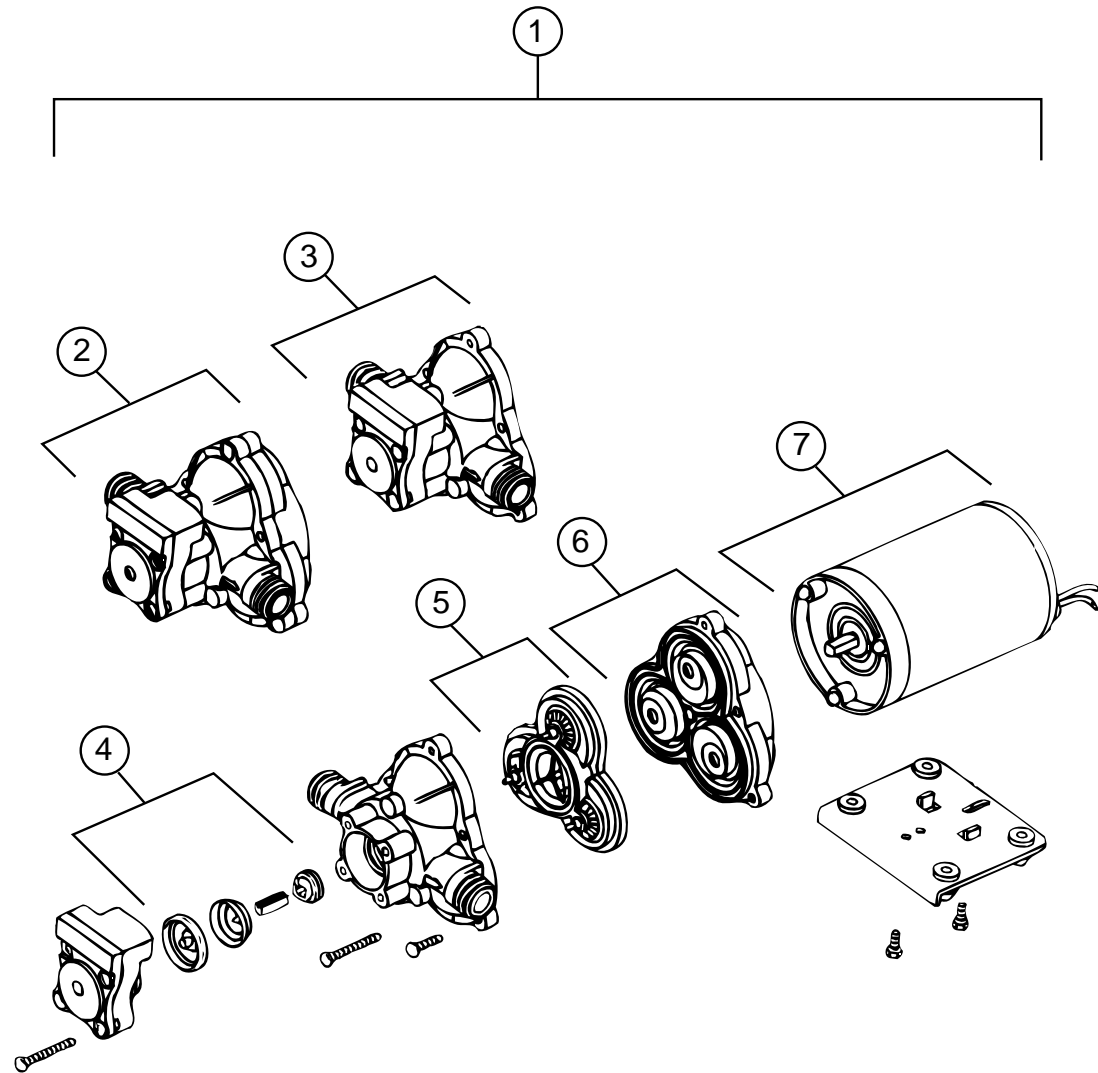
DRAINAGE SYSTEM

KEY	PART NUMBER	U/M DESCRIPTION
12	108593-01-000	EA TANK-HOLDING - 27 GALLON
13	078406-01-000	EA COUPLER-RUBBER - W/CLAMPS - 3" X 3"
14	062418-01-000	EA VALVE-DUMP - W/HANDLE - 3" PLASTIC - BLACK
	062419-05-000	EA BRACKET-VALVE - LOCKING - KEVCO T1003-UC
	062419-06-000	EA HANDLE-T - KEVCO CT1003-6
15	031126-01-000	EA ELBOW - 1/4 BEND - 3" X 90 XLT - PLASTIC - BLACK
16	056134-01-000	EA HOLDER-RING
17	010061-01-000	EA ELBOW-PLASTIC - 1/8" BD 3" X S X H " - NIBCO 5806-2-3
18	031365-01-000	EA TEE-PLASTIC - 3" X 3" X 1 1/2" EXT LG TUR NICO 5812-LR-3-3-2
19	109450-01-000	EA ADAPTER-PLASTIC - SEWER HOSE - KEVCO 40738
19	062416-01-000	EA ADAPTER-SEWER HOSE TO 3" PIPE
	010201-01-000	EA HOSE-SEWER - 3" ID X 8'
	062415-01-000	EA CAP-SEWER - 3" DIAMETER
	062415-01-700	EA STRING-SEWER CAP - SV7 STRAP
20	062421-01-000	EA VALVE-DUMP - W/HANDLE - 1 1/2" - PLASTIC - BLACK
	062419-05-000	EA BRACKET-VALVE - LOCKING - KEVCO T1003-UC
	062419-06-000	EA HANDLE-T - KEVCO CT1003-6
21	010051-01-000	EA ELBOW - 45 DEG BEND - 1 1/2" SPIGOT AND HUB - PLASTIC - BLACK
22	033761-01-000	EA ELBOW-TURN - 1/4" BEND X 1.5" HUB X 1.5" SPIGOT - BLK PLASTIC
23	062422-01-000	EA ADAPTER-OFFSET REDUCER - 3" X 1 1/2" - PLASTIC - BLACK
24	010073-01-000	EA WYE - 45 DEGREE - 1 1/2" HUB X HUB X HUB - PLASTIC - BLACK
25	079968-01-000	EA VENT-MECHANICAL TRAP ARM - ANTI-SIPHON - 2" DIA X 7.3" - PLASTIC
	050787-01-000	EA ADAPTER-CLEANOUT
	010115-01-000	EA COUPLING - 1 1/2" HUB X HUB - PLASTIC
	011071-01-000	EA P TRAP - PLASTIC - 1 1/2"
	031365-02-000	EA TEE-PLAS - 1 1/2 EXT LONG TURN - NIBCO 5812-LR-11/2
	011069-02-000	EA TAILPIECE-TUB/SHOWER - 1 1/2" X 1 1/4" X 4" - BRASS
	010023-01-000	EA ELBOW - PLASTIC - ST - 1/16" BD X 3" X 22.5" - NIBCO 5808-3

FRESH WATER TANK & WATER SYSTEM

KEY	PART NUMBER	U/M DESCRIPTION
	064214-14-000	EA TANK ASM-WATER - 31 GALLON (TWIN BED)
	064214-15-000	EA TANK ASM-WATER - 31 GALLON (SIDE QUEEN BED)
	064214-18-000	EA TANK-WATER - W/FITTINGS - 31 GALLON (QUEEN BED CENTERED)
	064214-01-000	EA TANK-WATER - W/O FITTINGS - 31 GALLONS - 24" X 12.75" X 30"
	077954-02-000	EA FILTER-WATER TANK - SCREEN IN TANK
	042989-03-000	EA FITTING-WATER TANK - SPINWELD - 1 1/4"NPT - PLASTIC - WHITE
	042989-04-000	EA FITTING-WATER TANK - SPINWELD - 3/8"FPT - PLASTIC - WHITE
	042989-05-000	EA FITTING-WATER TANK - SPINWELD - 1/2" FPT - PLASTIC - WHITE
	049032-01-000	EA PATCH-SPINWELD - 3/8" - PLASTIC
	039861-01-000	EA SENDING UNIT - W/SCREW - WASHER- WELL NUT AND TERMINAL RING
	079381-01-000	FT TUBING-SMOOTH FLEXIBLE - 1 1/4" ID X 20'
	052959-02-000	EA CONNECTOR - 1/2" F X 1/2" MPT - PLASTIC - GRAY
	114430-02-000	EA ADAPTER-SWIVEL -1/2" P X 1/2" FPT - FLAIR-IT - 02873
	114430-03-000	EA ADAPTER-SWIVEL -1/2" P X 1/2" MPT - FLAIR-IT - 02842
	010224-01-000	EA ADAPTER-HOSE TO PIPE - 3/8" MPT X 3/8" BARB - PLASTIC BLACK
	044927-01-000	EA ADAPTER-HOSE TO PIPE - 1 1/4"MPT X 1 1/4"BARB - BLACK PLASTIC
	101814-01-000	EA COUPLING-FEMALE - 1/2" X 1/2" FPT
	039808-03-000	EA ELBOW - 1/2" MPT X 1/2" MPT - PLASTIC - KEVCO 17296
	114429-02-000	EA ELBOW - 1/2" P X 1/2" P - FLAIR-IT 02800
	114429-03-000	EA ELBOW-SWIVEL - 1/2" P X 1/2" FPT - FLAIR-IT 02816
	110915-01-01A	EA FILL-WATER CITY - OFF WHITE
	114428-01-000	EA TEE - 1/2" P X 1/2" P X 1/2" P - FLAIR-IT 02820
	114428-03-000	EA TEE - 1/2" P X 1/2" P X 1/2" MPT - FLAIR-IT 02822
	039800-02-000	FT TUBING-POLYBUTYL - 5/8" OD - INCREMENTS OF 20' - BLACK
	074462-02-000	FT TUBING-VINYL - 3/8" ID - CLEAR
	114431-01-000	EA WATER VALVE - 3 POSITION - "DRAIN VALVE"
	114431-03-000	EA WATER VALVE - 90 DEGREE ELBOW - "WATER DRAIN VALVE"
	046128-01-000	EA VALVE-DRAIN - PLASTIC - 1/2" FPT
	091208-01-000	EA WASHER-RUBBER - .06" X .75" X .5"

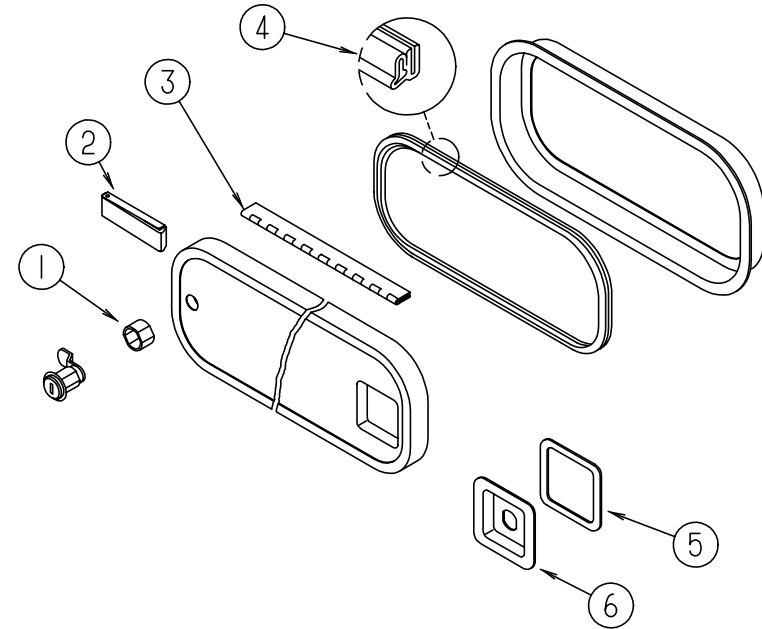
WATER & SEWAGE GROUP (CONTINUED)



WATER PUMP

KEY	PART NUMBER	U/M DESCRIPTION
1	098607-01-000	EA PUMP-WATER - W/.5" MPT FITTING - FLOW 2.8 GPM - UL
2	098607-01-700	EA PUMPHEAD-REPLACEMENT - SHURFLO 94-236-08
3	098607-01-706	EA SWITCH ASM-COMLETE - SHURFLO 94-230-00
4	098607-01-705	EA CHECK VALVE-KIT - SHURFLO 94-237-00
5	098607-01-703	EA VALVE ASM - SHURFLO 94-232-00
6	098607-01-702	EA DIAPHRAGM-KIT - SHURFLO 94-233-10
7	098607-01-707	EA MOTOR/BASEPLATE REPLACEMENT - SHURFLO 94-234-03

WINDOW, VENT & EXTERIOR DOOR GROUP

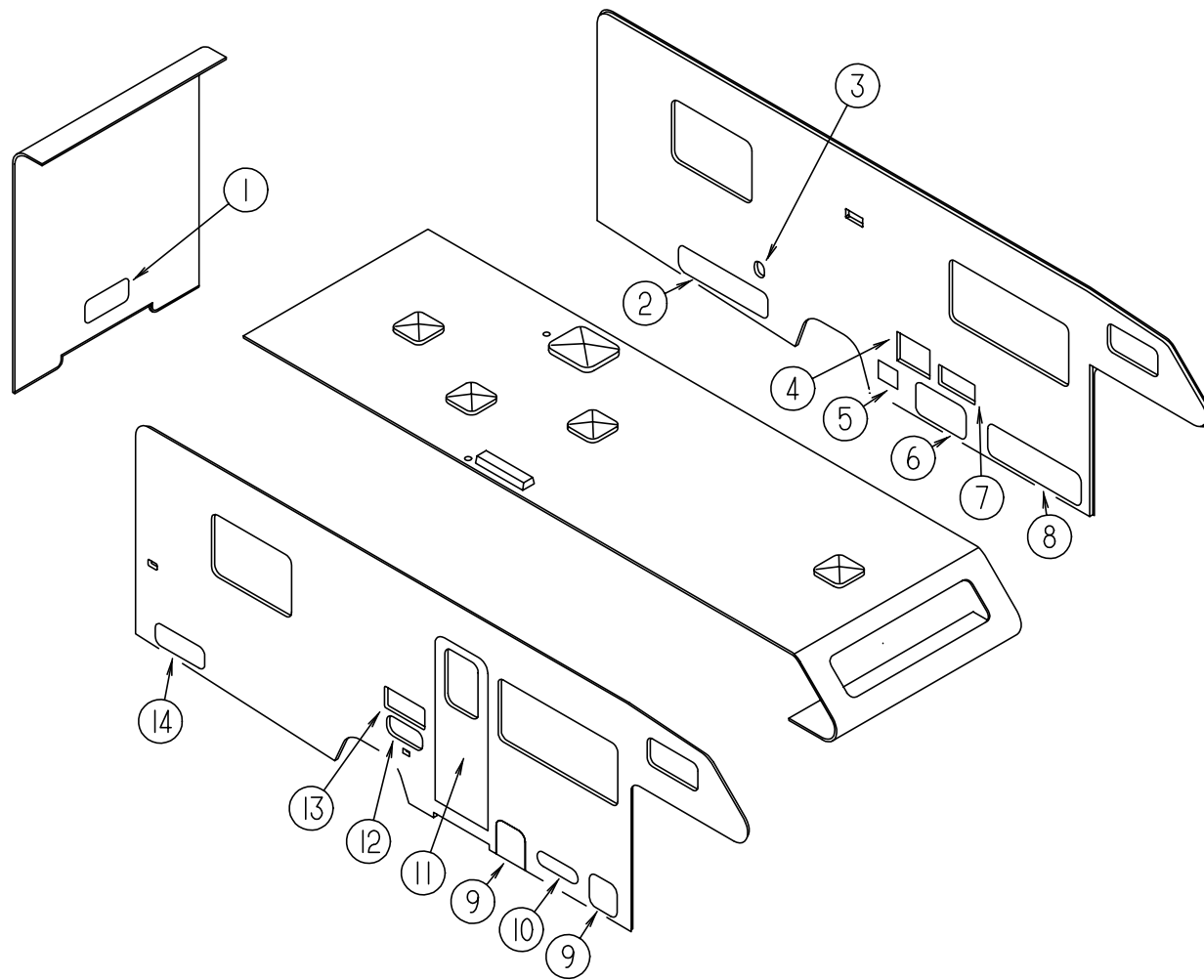


EXTERIOR COMPARTMENT DOORS

KEY	PART NUMBER	U/M DESCRIPTION
1	110506-50-000	EA CASE ASM-TWIST LOCK 17 MM BRIGGS & STRATTON #596932
1	110506-51-000	EA CASE ASM-TWIST LOCK 25 MM BRIGGS & STRATTON #596669
2	102768-01-000	EA HOLDER-COMPARTMENT/ENTRY DOOR - METAL - MILL FINISH
3	081801-02-000	EA HINGE-PIANO - CONTINUOUS - 2" X 96" - OFF WHITE
3	081801-V3-000	EA HINGE-PIANO - CONTINUOUS - 2" X 96" - BRIGHT WHITE
3	009065-01-000	EA HINGE-CONTINUOUS - 1 1/2" X 96" - UNPAINTED
3	034007-B3-000	EA HINGE-CONTINUOUS - 1 1/2" X 96" - ALUMINUM - BRIGHT WHITE
4	064075-07-000	FT SEAL-BULB - W/WIRED U-CHANNEL - .3" X .5" CHANNEL - BLACK
	099418-01-000	FT SEAL-D - W/SIDE ADHESIVE - .4" X .1" - SPONGE RUBBER - BLACK
	104692-01-000	FT SEAL-ADHESIVE BACK - 3/4" X 34"
5	098338-01-000	EA GASKET-LOCK POCKET
6	097111-01-01A	EA POCKET-LOCK - VALANCE - OFF WHITE
	091876-01-000	EA RETAINER-DOOR - 1.9" X .8" - METAL

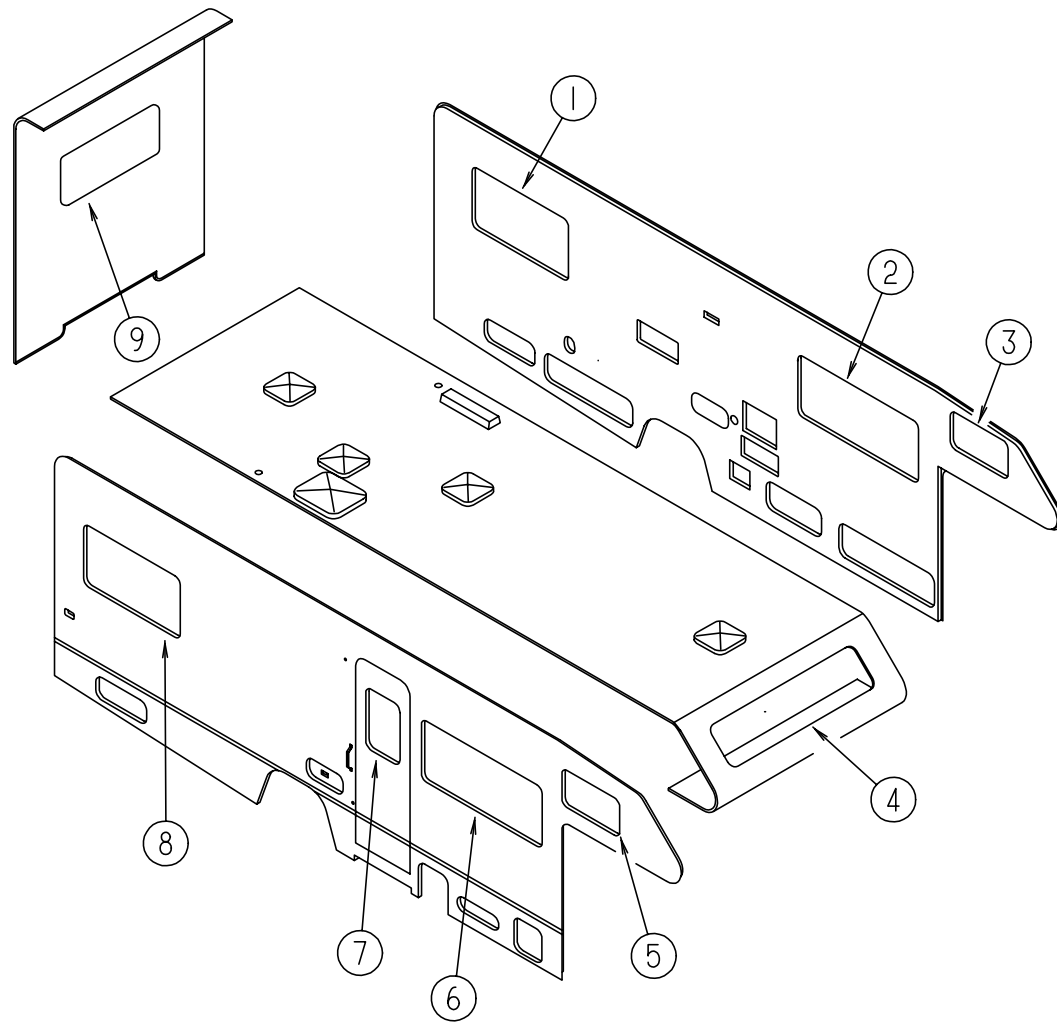
WINDOW, VENT & EXTERIOR DOOR GROUP (CONTINUED)

EXTERIOR DOORS



KEY	PART NUMBER	U/M	DESCRIPTION
1	111013-38-F08	EA	DOOR ASM-STORAGE - OFF WHITE
1	111013-38-F28	EA	DOOR ASM-STORAGE - BRIGHT WHITE
2	111013-35-F08	EA	DOOR ASM-STORAGE - OFF WHITE
2	111013-35-F28	EA	DOOR ASM-STORAGE - BRIGHT WHITE
3	081240-11-000	EA	FILL-WATER - LOCKABLE W/O LOCK - OFF WHITE
3	081240-16-000	EA	FILL-WATER - LOCKABLE W/O LOCK - BRIGHT WHITE
4	052009-01-000	EA	DOOR-WATER HEATER - OFF WHITE - ATWOOD 5576-27 - OFF WHITE
4	052009-06-000	EA	DOOR-WATER HEATER - OFF WHITE - ATWOOD - BRIGHT WHITE
	116424-01-000	EA	PROTECTOR-WATER HEATER LATCH
5	088794-01-000	EA	DOOR ASM-POWER CORD - W/HATCH - 11" X 9.2" - OFF WHITE
5	088794-06-000	EA	DOOR ASM-POWER CORD - W/HATCH - 11" X 9.2" - BRIGHT WHITE
6	111013-24-F08	EA	DOOR ASM-GENERATOR - OFF WHITE
6	111013-24-F28	EA	DOOR ASM-GENERATOR - BRIGHT WHITE
7	111017-02-E01	EA	DOOR-COMPARTMENT - EXTERIOR SHOWER - OFF WHITE
7	111017-02-F24	EA	DOOR-COMPARTMENT - EXTERIOR SHOWER - BRIGHT WHITE
8	111013-38-F08	EA	DOOR ASM-STORAGE - OFF WHITE
8	111013-38-F28	EA	DOOR ASM-STORAGE - BRIGHT WHITE
9	111013-32-F08	EA	DOOR ASM-STORAGE/BATTERY - OFF WHITE
9	111013-32-F28	EA	DOOR ASM-STORAGE/BATTERY - BRIGHT WHITE
			FROM: 00-00-00 THRU: 08-21-94
9	104558-14-F08	EA	DOOR ASM-STORAGE - BRIGHT WHITE
			FROM: 08-22-94 THRU: 99-99-99
10	111009-01-E30	EA	DOOR-COMPARTMENT - LP - 16.9" X 5.4" - ALUMINUM - OFF WHITE
10	111009-01-F08	EA	DOOR-COMPARTMENT - LP - 16.9" X 5.4" - ALUMINUM - BRIGHT WHITE
11	115108-02-F08	EA	DOOR-ENTRY - W/O WINDOW - SCREEN & JAMB - OFF WHITE (F28)
11	115108-02-F32	EA	DOOR-ENTRY - W/O WINDOW - SCREEN & JAMB - OFF WHITE (F29)
11	115108-02-FA8	EA	DOOR-ENTRY - W/O WINDOW - SCREEN & JAMB - BRIGHT WHITE (F28)
11	115108-02-FC9	EA	DOOR-ENTRY - W/O WINDOW - SCREEN & JAMB - BRIGHT WHITE (F29)
12	111017-01-E07	EA	DOOR ASM-ENTERTAINMENT CENTER - OFF WHITE
12	111017-01-F24	EA	DOOR ASM-ENTERTAINMENT CENTER - BRIGHT WHITE
13	084103-03-000	EA	DOOR-REFRIGERATOR - VENTED - W/O JAMB - OFF WHITE
	084104-03-000	EA	JAMB-DOOR - REFRIGERATOR - OFF WHITE
	084104-01-700	EA	LOCK-MALE - FASTENER - REFRIGERATOR DOOR
	084104-01-701	EA	LOCK-FEMALE - FASTENER - REFRIGERATOR DOOR
13	084103-08-000	EA	DOOR-REFRIGERATOR - VENTED - W/O JAMB - BRIGHT WHITE
	084104-08-000	EA	JAMB-DOOR - REFRIGERATOR - BRIGHT WHITE
14	111013-22-E07	EA	DOOR ASM-STORAGE - OFF WHITE
14	111013-22-F01	EA	DOOR ASM-STORAGE - BRIGHT WHITE
	098668-06-000	EA	DOOR-ACCESS - FURNACE - OFF WHITE - SUBURBAN 520574
	098668-23-000	EA	DOOR-ACCESS - FURNACE - BRIGHT WHITE - SUBURBAN

WINDOW, VENT & EXTERIOR DOOR GROUP (CONTINUED)



WINDOWS

KEY	PART NUMBER	U/M DESCRIPTION
1	112463-02-01A	EA WINDOW-TORQUE EGRESS-EXCEL CH82-G2W59 (SIDE QUEEN)
1	112898-09-01A	EA WINDOW-VERTICAL SLIDER-THERMOPANE-EXCEL DH436-G2W64L(SIDE QUEEN)
1	104691-14-01A	EA WINDOW-TIPOUT-ESCAPE-B/OW-EXCEL CH88-G2W59(TWIN BED)
1	112795-24-01A	EA WINDOW-HORIZ SLIDER-THERMOPANE-EXCEL DH414-G2W64L(TWIN BED)
1	113500-01-01A	EA WINDOW-TIPOUT-DOUBLE-B/OW-EXCEL CH04-G2W59(CENTER QUEEN)
1	112795-23-01A	EA WINDOW-HORIZ SLIDER-THERMOPANE-EXCEL DC04-G2W66L(CENTER QUEEN)
2	098647-22-01A	EA WINDOW-SLIDER HORIZ-LEFT-EXCEL H287-G2W66L
2	112795-15-01A	EA WINDOW-SLIDER -HORIZ THERMOPANE-EXCEL DH287-G2W66L
3	098647-34-01A	EA WINDOW-SLIDER HORIZONTAL-LEFT-EXCEL H425-G2W66L
3	112795-20-01A	EA WINDOW-SLIDER-THERMOPANE-EXCEL DC29-G2W66L
4	103313-01-B05	EA WINDOW-PICTURE - W/O INSIDE FRAME FROM: 00-00-00 THRU: 01-08-95
4	103313-03-F15	EA WINDOW-PICTURE - W/O INSIDE FRAME FROM: 01-09-95 THRU: 99-99-99
4	115630-01-01A	EA WINDOW-STATIONARY-THERMOPANE-EXCEL DH438-G2W59
5	098647-33-01A	EA WINDOW-SLIDER-HORIZONTAL-RIGHT-EXCEL H425-G2W66R
5	112795-19-01A	EA WINDOW-SLIDER-THERMOPANE-EXCEL DC29-G2W66R
6	098647-23-01A	EA WINDOW-SLIDER-HORIZONTAL-EXCEL H287-G2W66R
6	112795-16-01A	EA WINDOW-SLIDER-THERMOPANE-EXCEL DH287-G2W66R

WINDOW, VENT & EXTERIOR DOOR GROUP (CONTINUED)

WINDOWS (CONTINUED)

KEY	PART NUMBER	U/M DESCRIPTION
7	079733-15-F04	EA WINDOW-ENTRY DOOR - PICTURE - W/O INSIDE FRAME - 17" X 25" FROM: 00-00-00 THRU: 12-18-94
7	117053-02-F36	EA WINDOW-ENTRY DOOR - PICTURE - W/O INSIDE FRAME - 17" X 25" FROM: 12-19-94 THRU: 99-99-99
7	113733-01-01A	EA WINDOW-PICTURE-THERMOPANE-EXCEL DH416-G2W66 FROM: 12-19-94 THRU: 99-99-99
8	112463-01-01A	EA WINDOW-TORQUE EGRESS-EXCEL CH81-G2W59 (SIDE QUEEN)
8	112898-08-01A	EA WINDOW-VERTICAL SLIDER-THERMOPANE-EXCEL DH435-G2W66R (SIDE QUEEN)
8	104691-13-01A	EA WINDOW-TIPOUT-ESCAPE-B/OW-EXCEL CH37-G2W59 (TWIN BED)
8	112795-22-01A	EA WINDOW-HORIZ SLIDER-THERMOPANE-EXCEL DC48-G2W66R (TWIN BED)
8	113500-01-01A	EA WINDOW-TIPOUT-DOUBLE-B/OW-EXCEL CH04-G2W59 (CENTER QUEEN)
8	112795-21-01A	EA WINDOW-HORIZ SLIDER-THERMOPANE-EXCEL DC04-G2W66R (CENTER QUEEN)
9	078528-06-E10	EA WINDOW-ESCAPE
9	113502-01-01A	EA WINDOW-ESCAPE-THERMOPANE-EXCEL DH153-G2W60 (DOUBLE BED)

POWERED ROOF VENT

KEY	PART NUMBER	U/M DESCRIPTION
	110051-03-01A	EA VENT-ROOF - POWERED - 2" ROOF - JENSEN 7757
	110051-05-01A	EA VENT-ROOF - POWERED - 2" ROOF - JENSEN C7757 (CANADIAN)
	048648-01-000	EA MOTOR-12V NONVENTED 1/8 SFT
	048649-01-000	EA FAN-PLASTIC - 6" - 6 BLADED
	064470-01-700	EA COVER-ROOF VENT - JENSEN 7291
	064470-01-701	EA SLIDE BAR
	110051-01-700	EA ROOF VENT SCREEN F/MANUAL CRANK ASSEMBLIES
	110051-01-702	EA HAND CRANK & OPERATOR ASM. - JENSEN RP-10000B
	110051-01-703	EA HANDLE CRANK - JENSEN RP1031-B

POWERED ROOF VENTILATOR - US

KEY	PART NUMBER	U/M DESCRIPTION
	084079-03-000	EA VENT-CEILING - POWERED EXHAUST - OFF WHITE - FANTASTIC VENT
	084079-01-700	EA VENT COVER - FANTASTIC 1020-19
	084079-01-701	EA SCREEN ASM WHITE - FANTASTIC 1030-80
	084079-01-703	EA CRANK-EXTERIOR - FANTASTIC 1060-09
	084079-01-704	EA BLADE-FAN - FANTASTIC 1070-00
	084079-01-705	EA MOTOR - FANTASTIC 1080-00
	084079-01-707	EA SWITCH-SAFETY - FANTASTIC 1120.00
	084079-01-709	EA SWITCH-ON & OFF - MAIN POWER - FANTASTIC 1100.00
	084079-01-711	EA H-MOLDING - MOTOR MOUNT - PLASTIC - FANTASTIC
	084079-01-712	EA GARNISH-INTERIOR - 1 7/8" - OFF WHITE

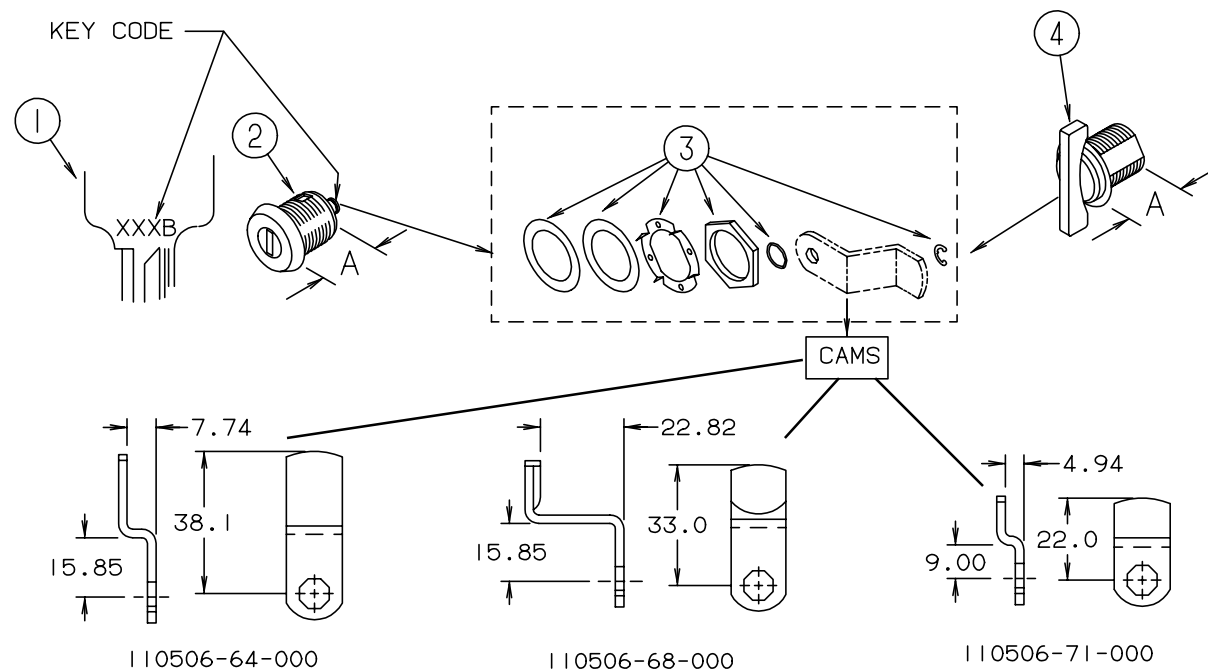
POWERED ROOF VENTILATOR - CSA

KEY	PART NUMBER	U/M DESCRIPTION
	084079-08-000	EA VENT-CEILING - EXHAUST POWER - OFF WHITE - CSA - 014000-1-OW-CSA
	084079-01-700	EA VENT COVER - FANTASTIC 1020-19
	084079-01-701	EA SCREEN ASM WHITE - FANTASTIC 1030-80
	084079-01-703	EA CRANK-EXTERIOR - FANTASTIC 1060-09
	084079-01-704	EA BLADE-FAN - FANTASTIC 1070-00
	084079-01-707	EA SWITCH-SAFETY - FANTASTIC 1120.00
	084079-01-709	EA SWITCH-ON & OFF - MAIN POWER - FANTASTIC 1100.00
	084079-01-711	EA H-MOLDING, MOTOR MOUNT - PLASTIC - FANTASTIC
	084079-01-712	EA GARNISH-INTERIOR - 1 7/8" - OFF WHITE
	084079-08-700	EA MOTOR THIN ROOF FANTASTIC 101703
	104691-14-703	EA VENT ASM. - CH-88-G9

WINDOW, VENT & EXTERIOR DOOR GROUP (CONTINUED)

NOTE:

WHEN ORDERING THE LOCK CASE, THE KEY CODE MUST MATCH THE LAST DIGIT OF THE VEHICLE'S SERIAL NUMBER AND VENDOR NUMBER; WHEN ORDERING THE KEYS, THE THIRD DIGIT OF THE KEY CODE MUST MATCH THE LAST DIGIT OF THE VEHICLE'S SERIAL NUMBER AND VENDOR NUMBER.



BRIGGS & STRATTON LOCKS & COMPONENTS

KEY	PART NUMBER	U/M	DESCRIPTION
1	110506-59-000	EA	KEYS-SET OF 2 - 596720
2	110506-52-000	EA	CASE - A=17MM - 702370
2	110506-53-000	EA	CASE - A=25MM - 702380
1	110506-59-001	EA	KEYS-SET OF 2 - 596721
2	110506-52-001	EA	CASE - A=17MM - 702371
2	110506-53-001	EA	CASE - A=25MM - 702381
1	110506-59-002	EA	KEYS-SET OF 2 - 596722
2	110506-52-002	EA	CASE - A=17MM - 702372
2	110506-53-002	EA	CASE - A=25MM - 702382
1	110506-59-003	EA	KEYS-SET OF 2 - 596723
2	110506-52-003	EA	CASE - A=17MM - 702373
2	110506-53-003	EA	CASE - A=25MM - 702383
1	110506-59-004	EA	KEYS-SET OF 2 - 596724
2	110506-52-004	EA	CASE - A=17MM - 702374
2	110506-53-004	EA	CASE - A=25MM - 702384
1	110506-59-005	EA	KEYS-SET OF 2 - 596725
2	110506-52-005	EA	CASE - A=17MM - 702375
2	110506-53-005	EA	CASE - A=25MM - 702385
1	110506-59-006	EA	KEYS-SET OF 2 - 596726
2	110506-52-006	EA	CASE - A=17MM - 702376
2	110506-53-006	EA	CASE - A=25MM - 702386
1	110506-59-007	EA	KEYS-SET OF 2 - 596727
2	110506-52-007	EA	CASE - A=17MM - 702377
2	110506-53-007	EA	CASE - A=25MM - 702387

WINDOW, VENT & EXTERIOR DOOR GROUP (CONTINUED)

BRIGGS & STRATTON LOCKS & COMPONENTS (CONTINUED)

KEY	PART NUMBER	U/M	DESCRIPTION
1	110506-59-008	EA	KEYS-SET OF 2 - 596728
2	110506-52-008	EA	CASE - A=17MM - 702378
2	110506-53-008	EA	CASE - A=25MM - 702388
1	110506-59-009	EA	KEYS-SET OF 2 - 596729
2	110506-52-009	EA	CASE - A=17MM - 702379
2	110506-53-009	EA	CASE - A=25MM - 702389
3	110506-40-700	EA	HARDWARE KIT- CONTAINS: NUT - WASHERS - E-RING - AND GASKET
4	110506-50-000	EA	CASE ASM-TWIST LOCK 17 MM - #596932
4	110506-51-000	EA	CASE ASM-TWIST LOCK 25 MM - #596669
	110506-64-000	EA	CAM-LOCK - # 322280
	110506-68-000	EA	CAM-LOCK - # 322284
	110506-71-000	EA	CAM-LOCK - # 322287
	110506-59-701	EA	KEY BLANK - GOLD
	110506-02-000	EA	LOCK - KEYED - 13.64 MM - BRIGGS & STRATTON
	110506-08-000	EA	LOCK ASM-TWIST - 25.38MM - BRIGGS & STRATTON
	110506-12-000	EA	LOCK ASM-KEYED - 49.26MM - BRIGGS & STRATTON
	110506-13-000	EA	LOCK ASM-TWIST - 49.26MM - BRIGGS & STRATTON
	110506-16-000	EA	LOCK ASM-KEYED - 41.65MM - BRIGGS & STRATTON
	110506-20-000	EA	LOCK ASM-TWIST - 41.64MM - BRIGGS & STRATTON
	110506-59-701	EA	KEY BLANK - GOLD

NONPOWERED ROOF VENT

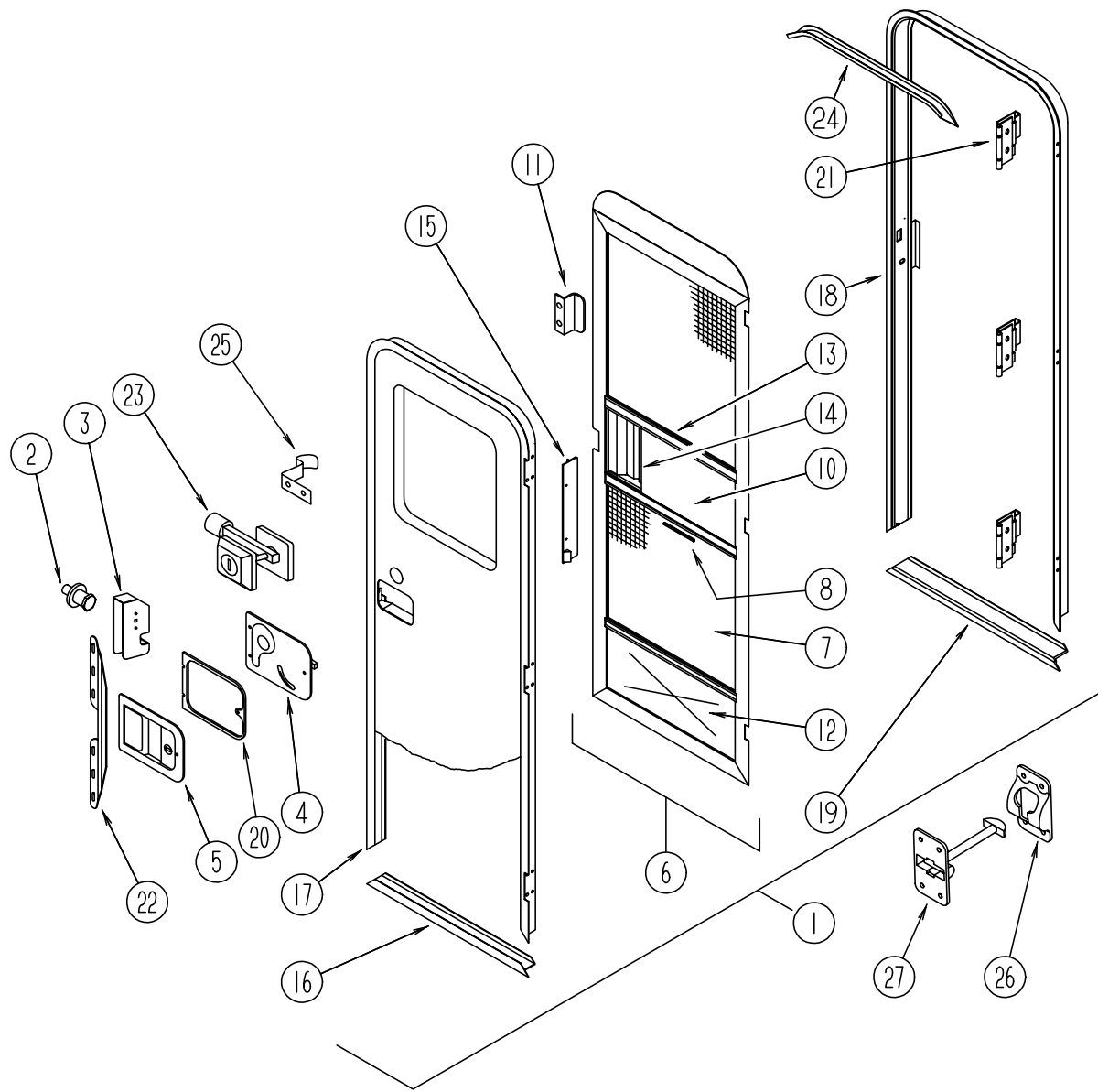
KEY	PART NUMBER	U/M	DESCRIPTION
	110051-01-01A	EA	VENT-ROOF - NONPOWERED - 2" ROOF - JENSEN 7724
	064470-01-700	EA	COVER-ROOF VENT - JENSEN 72
	110051-01-700	EA	SCREEN & FRAME 2" FOR NON. POWER - JENSEN 29-800-02
	110051-01-702	EA	GEAR-ARM-LIFT ASM. - JENSEN RP-1000B
	110051-01-703	EA	HANDLE CRANK - JENSEN RP-1031-B

VENTS, SHROUDS AND ROOF COVERS

KEY	PART NUMBER	U/M	DESCRIPTION
	084073-03-000	EA	COVER-ROOF VENT - REFRIGERATOR - OFF WHITE - NORCOLD
	084073-07-000	EA	COVER-ROOF VENT - REFRIGERATOR - BRIGHT WHITE - NORCOLD
	084073-04-000	EA	BASE-ROOF VENT - REFRIGERATOR - BLACK - NORCOLD
	092698-02-05A	EA	VENT-RANGE HOOD - BRIGHT WHITE
	092696-02-701	EA	LAMP LENS - CC179-2
	092698-02-700	EA	PUSH FASTENER - VB430
	083558-03-000	EA	VENT-PLUMBING PIPE - ROOF W/COVER - OFF WHITE

WINDOW, VENT & EXTERIOR DOOR GROUP (CONTINUED)

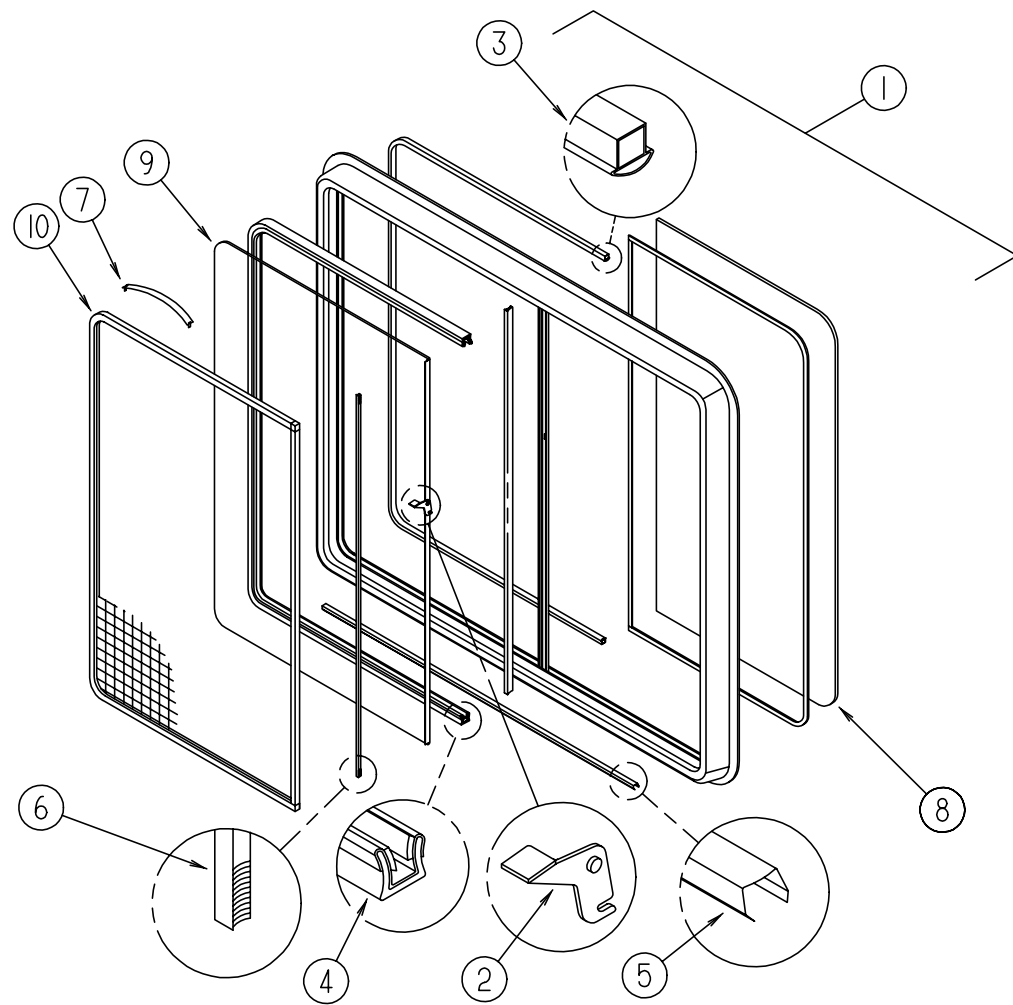
ENTRANCE DOOR



KEY	PART NUMBER	U/M	DESCRIPTION
6	079012-05-B10	EA	DOOR-SCREEN - OFF WHITE
6	079012-05-F01	EA	DOOR-SCREEN - BRIGHT WHITE
7	002293-02-000	SF	SCREENING-WINDOW/DOOR - 26" - CHARCOAL
8	002294-01-000	FT	SPLINE-SCREENING - .135" X .138" - BLACK
10	001014-01-013	EA	INSERT-CENTER - 10.25" X 16.31" - UNPAINTED
11	050712-04-000	EA	HANDLE-SCREEN DOOR - ALUMINUM - OFF WHITE
11	050712-06-000	EA	HANDLE-SCREEN DOOR - ALUMINUM - BRIGHT WHITE
12	078552-03-000	EA	INSERT-SCREEN DOOR - LOWER - MILL
	078595-01-000	EA	PLATE-SCREEN DOOR
13	078777-01-000	EA	CHANNEL-SLIDE - SCREEN DOOR CENTER SLIDER COVER - 17.4"
14	079086-02-000	EA	SLIDER-SCREEN DOOR - OFF WHITE
14	079086-03-000	EA	SLIDER-SCREEN DOOR - BRIGHT WHITE
15	079087-02-000	EA	STRIKE-SLIDER - W/LIP FOR ELBOW CATCH - 1.5" X 8.6" - OFF WHITE
15	079087-03-000	EA	STRIKE-SLIDER - W/LIP FOR ELBOW CATCH - 1.5" X 8.6" - BRIGHT WHITE
16	089748-01-000	EA	FRAME-DOOR - ENTRANCE - BOTTOM - OFF WHITE
16	089748-21-000	EA	FRAME-DOOR - ENTRANCE - BOTTOM - BRIGHT WHITE
	090340-01-000	FT	SEAL-FOAM - CLOSED CELL - 1/4" X 1/2" X 50'
17	095276-03-01A	EA	FRAME-DOOR - ENTRANCE - TOP & SIDES - OFF WHITE
17	095276-03-06A	EA	FRAME-DOOR - ENTRANCE - TOP & SIDES - BRIGHT WHITE
18	095277-04-01A	EA	JAMB-ENTRY DOOR - W/BOTTOM - OFF WHITE
18	095277-04-06A	EA	JAMB-ENTRY DOOR - W/BOTTOM - BRIGHT WHITE
18	095277-10-01A	EA	JAMB-ENTRY DOOR - W/BOTTOM - BRIGHT WHITE
			FROM: 10-24-94 THRU: 99-99-99
19	051049-01-000	EA	JAMB-DOOR - ENTRANCE - BOTTOM - 25.9 - UNPAINTED
20	096810-01-01A	EA	PLATE-LATCH - ENTRY DOOR - PLASTIC - BLACK
21	106719-01-01A	EA	HINGE-ENTRY DOOR - MILL
22	098173-01-04A	EA	STIFFENER-ENTRY DOOR - SUPPORTS LATCH/STRIKE - OFF WHITE
22	098173-01-07A	EA	STIFFENER-ENTRY DOOR - SUPPORTS LATCH/STRIKE - BRIGHT WHITE
	100128-02-000	FT	SEAL-PILE - ADHESIVE BACK - SCREEN DOOR - GRAY
23	101145-01-01A	EA	DEADBOLT-ENTRY DOOR - W/2 KEYS W/O BOLT OR SCREWS
	101147-01-000	EA	BOLT-SECURITY - 4.12" BACKSET
	102524-01-000	EA	BUMPER-RUBBER - FLAT - BLACK
24	044582-02-000	EA	CAP-DRIP - DOOR JAMB MOUNTED - OFF WHITE
24	044582-44-000	EA	CAP-DRIP - DOOR JAMB MOUNTED - BRIGHT WHITE
	115222-05-01A	EA	GARNISH-ENTRANCE DOOR - OFF WHITE
25	100412-01-000	EA	CATCH-SCREEN DOOR - THUMB CLIP W/BLACK PLASTIC CAP
	077461-03-000	EA	COVER-STRIKE - ENTRY DOOR - 6.5" X 2.5" - PLASTIC - OFF WHITE
26	104099-02-01A	EA	CATCH-DOOR HOLDER - RETAINER - PLASTIC - OFF WHITE
26	104099-02-04A	EA	CATCH-DOOR HOLDER - RETAINER - PLASTIC - BRIGHT WHITE
27	104099-01-01A	EA	CATCH-DOOR HOLDER - STRIKE - PLASTIC - OFF WHITE
27	104099-01-04A	EA	CATCH-DOOR HOLDER - STRIKE - PLASTIC - BRIGHT WHITE
	009126-02-000	EA	HANDLE-ASSIST - ENTRY DOOR - BLACK

KEY	PART NUMBER	U/M	DESCRIPTION
1	115108-02-F08	EA	DOOR-ENTRY - W/O WINDOW - SCREEN & JAMB - OFF WHITE
1	115108-02-F09	EA	DOOR-ENTRY - W/O WINDOW - SCREEN & JAMB - OFF WHITE
1	115108-02-FA8	EA	DOOR-ENTRY - W/O WINDOW - SCREEN & JAMB - BRIGHT WHITE
1	115108-02-FA9	EA	DOOR-ENTRY - W/O WINDOW - SCREEN & JAMB - BRIGHT WHITE
2	039539-01-000	EA	STRIKE-LOCK - ENTRY DOOR - ROUND/THREADED WASHER
3	039540-01-000	EA	LATCH MECHANISM-HOOK - ENTRY DOOR - INTERIOR
	039715-01-000	EA	NUT-SERT - 1/4" DIAMETER - 20 THREADS
4	039979-04-000	EA	COVER-INTERIOR LATCH - W/TRIP ARM - RIGHT - BLACK
	039984-01-000	EA	CAP-ROUND - VINYL - .28" ID X .62" LONG - BLACK
	041546-05-000	EA	BRACKET-DOOR ANGLE - 5" X 1.9" - OFF WHITE - METAL
5	045017-11-000	EA	LATCH-ENTRY DOOR - MECHANISM W/LOCK & KEY - BLACK
	045017-11-701	EA	KEY-BLANK - ROUND TOP - SILVER - TRI/MARK
	058806-03-000	EA	PLUG-TAPERED - PLASTIC - 1.6" DIAMETER - DIAMETER
	109403-01-000	EA	CATCH-SINGLE ROLLER - SCREEN DOOR
	063729-04-000	EA	RIVNUT - 10-32 UNF - 010- 080
	075671-04-000	FT	SEAL-SPONGE - LAZY T SHAPE - W/ADHESIVE STRIPE - .5" WIDE

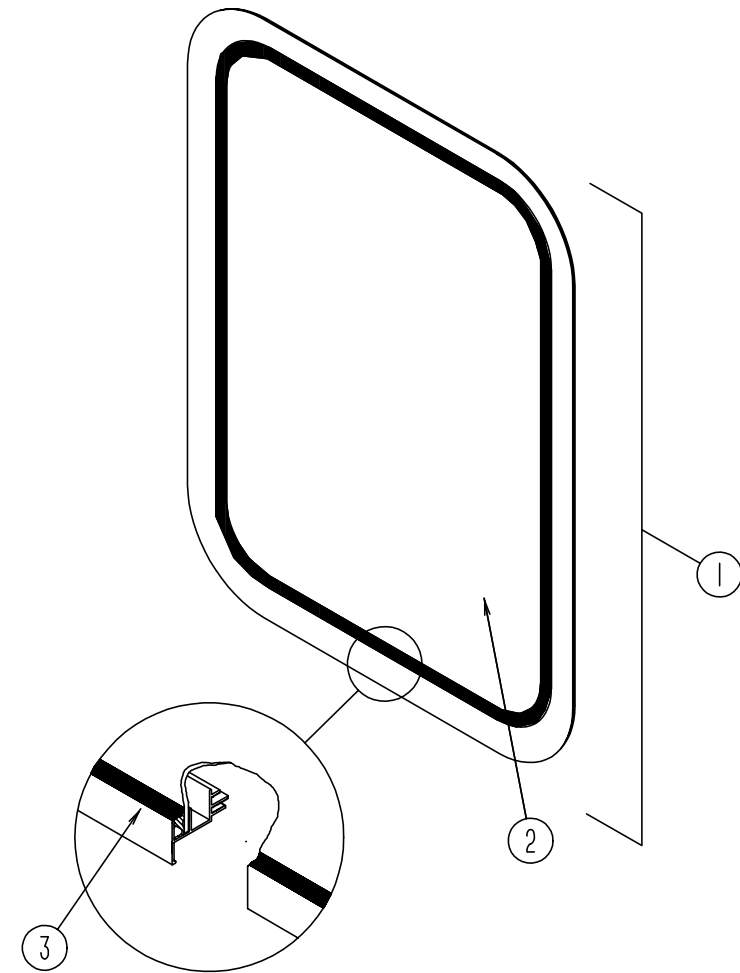
WINDOW, VENT & EXTERIOR DOOR GROUP (CONTINUED)



DRIVER/PASSENGER SIDE WINDOW

KEY	PART NUMBER	U/M	DESCRIPTION
1	098647-22-01A	EA	WINDOW-SLIDER-HORIZONTAL-BLACK/OFF WHITE-LEFT-EXCEL H287-G2W66L
1	098647-23-01A	EA	WINDOW-SLIDER-HORIZONTAL-BLACK/OFFWHITE-RIGHT-EXCEL H287-G2W66R
1	098647-22-700	EA	WINDOW-HORIZONTAL SLIDER - W/O INSIDE FRAME - LEFT - OFF WHITE
1	098647-23-701	EA	WINDOW-HORIZONTAL SLIDER - W/O INSIDE FRAME - RIGHT - OFF WHITE
	098647-23-702	EA	FRAME-INSIDE - W82766 EXCEL - WHITE
2	098644-01-700	EA	LATCH REPAIR KIT
3	098644-01-706	FT	WEATHERSTRIP - EXCEL 171-010668
4	098644-01-708	FT	CHANNEL-PIERCED RUN - EXCEL 122-016543
5	098644-01-710	FT	TRACK-SCREEN SPACER 12' LENGTH - EXCEL M401-31
6	098644-01-711	FT	WEATHERSTRIP-SCREEN BLACK - EXCEL 171-016965
7	098644-01-713	EA	SPRING-SCREEN FRAME (CLIP) PLASTIC - BLACK - EXCEL 226-016966
	098644-01-716	FT	PLUG-FILLER - EXCEL 132-014470
	098644-01-717	FT	SPLINE-SCREEN MFG - EXCEL 32-004716
8	098647-23-703	EA	GLASS-STATIONARY - 106-017622 EXCEL
9	098647-23-700	EA	GLASS-SLIDING - W/SASH & LATCH - H287-G9 EXCEL
10	098647-23-704	EA	SCREEN W/SPRING & WEATHERSTRIP - 410-019066 EXCEL
	098644-01-705	FT	GLAZING-STRIP - EXCEL 132-010723

WINDOW, VENT & EXTERIOR DOOR GROUP (CONTINUED)



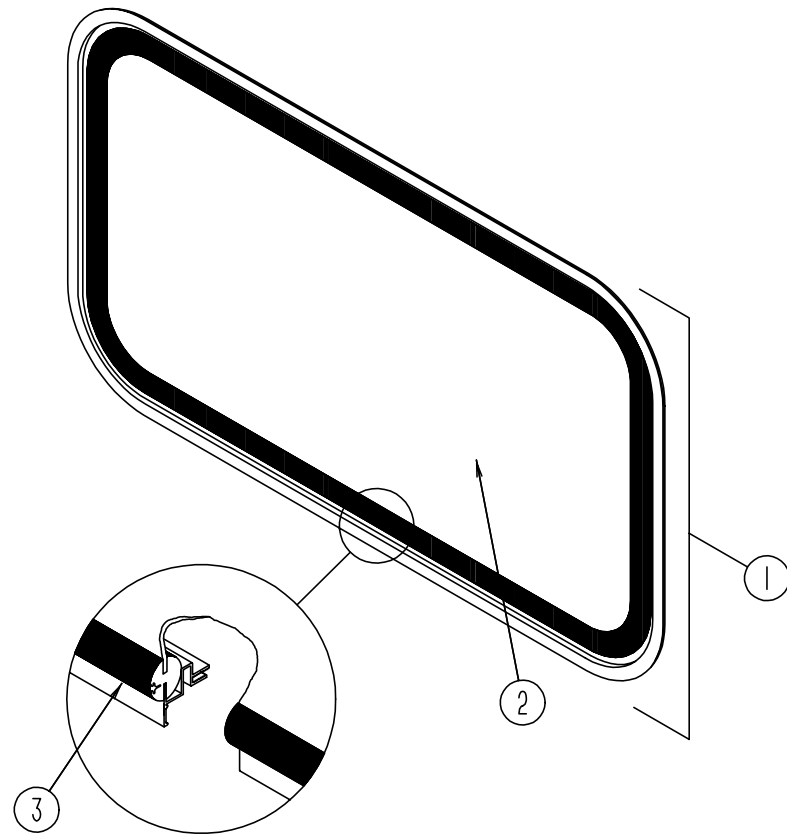
ENTRY DOOR WINDOW

KEY	PART NUMBER	U/M	DESCRIPTION
	067609-38-000	EA	FRAME-WINDOW - ENTRY DOOR - OFF WHITE FROM: 00-00-00 THRU: 09-18-94
	067609-39-000	EA	FRAME-WINDOW - ENTRY DOOR - BRIGHT WHITE FROM: 09-18-94 THRU: 12-18-94
	117054-02-02A	EA	FRAME-WINDOW - ENTRY DOOR - BRIGHT WHITE FROM: 12-19-94 THRU: 99-99-99
1	079733-15-F04	EA	WINDOW-ENTRY DOOR - W/O INSIDE FRAME - 17" X 25" FROM: 00-00-00 THRU: 12-18-94
1	117053-02-F36	EA	WINDOW-ENTRY DOOR - W/O INSIDE FRAME - 17" X 25" FROM: 12-19-94 THRU: 99-99-99
2	002181-22-000	EA	GLASS-WINDOW - 687.4 X 449.4 - GRAY FROM: 00-00-00 THRU: 12-18-94
2	002181-25-000	EA	GLASS-WINDOW - 655 X 417 - GRAY FROM: 12-19-94 THRU: 99-99-99
	069640-11-000	FT	SEALER-TAPE - 3/16" X 3/8" - BLACK
3	087561-01-000	FT	SEAL-GLASS - EXTERIOR - .5" WIDE - VINYL - BLACK

THERMOPANE ENTRY DOOR WINDOW

KEY	PART NUMBER	U/M	DESCRIPTION
	113733-01-01A	EA	WINDOW ASM-PICTURE - THERMOPANE - EXCEL DH416-G2W66
	113733-01-700	EA	WINDOW ASM-PICTURE - W/O TRIM - EXCEL DH416-G2
	113733-01-701	EA	WINDOW ASM-PICTURE - THERMOPANE - EXCEL W41666
	113733-01-702	EA	GLASS - STATIONARY - EXCEL 390-019187

WINDOW, VENT & EXTERIOR DOOR GROUP (CONTINUED)



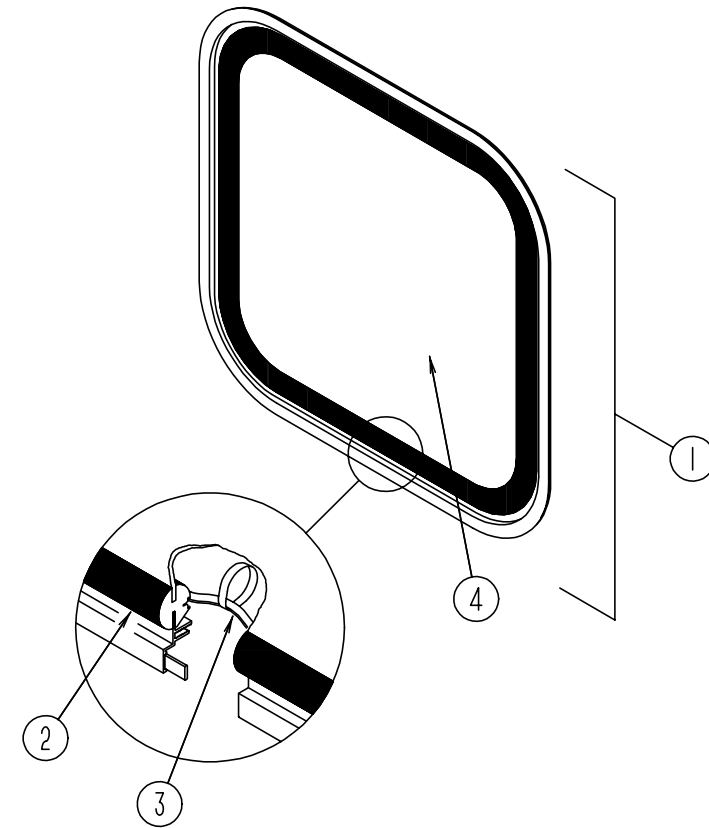
OVERHEAD BUNK FRONT WINDOW

KEY	PART NUMBER	U/M	DESCRIPTION
	067609-33-000	EA	FRAME-INSIDE - WINDOW FROM: 00-00-00 THRU: 01-08-95
	117054-01-01A	EA	FRAME-INSIDE - WINDOW FROM: 01-09-95 THRU: 99-99-99
1	103313-01-B05	EA	WINDOW-PICTURE - W/O INSIDE FRAME FROM: 00-00-00 THRU: 01-08-95
1	103313-03-F15	EA	WINDOW-PICTURE - W/O INSIDE FRAME FROM: 01-09-95 THRU: 99-99-99
	077066-01-702	EA	TAPE ASM-ESCAPE WINDOW, RED
2	002181-15-000	EA	GLASS-PICTURE - 11.25" X 58.1" - GRAY FROM: 00-00-00 THRU: 01-08-95
2	002181-29-000	EA	GLASS-PICTURE - 1808 X 416 - GRAY - 31% FROM: 01-09-95 THRU: 99-99-99
	069640-11-000	FT	SEALER-TAPE - 3/16" X 3/8" - BLACK
3	099154-01-000	FT	CHANNEL-GLAZING - STATIONARY GLASS - .62" X .45" - BLACK

THERMOPANE OVERHEAD BUNK FRONT WINDOW

KEY	PART NUMBER	U/M	DESCRIPTION
	115630-01-01A	EA	WINDOW ASM-SLIDER - THERMOPANE - EXCEL DH438-G2W59
	098644-01-705	EA	GLAZING STRIP - EXCEL 132-010723
	115630-01-700	EA	WINDOW ASM-SLIDER - TW/O TRIM - EXCEL DH438-G2
	115630-01-701	EA	TRIM - EXCEL W43858
	115630-01-702	EA	GLASS - STATIONARY - EXCEL 390-019467

WINDOW, VENT & EXTERIOR DOOR GROUP (CONTINUED)



ESCAPE WINDOW

KEY	PART NUMBER	U/M	DESCRIPTION
	074816-11-000	EA	FRAME-INSIDE - WINDOW - OFF WHITE
1	078528-06-E10	EA	WINDOW-ESCAPE - W/O INSIDE FRAME
2	002282-09-000	EA	WEATHERSTRIP-WINDOW - .125 BLACK - 130.53" LONG
3	002285-01-000	FT	FILLER-WEATHERSTRIP - RUBBER - BLACK
4	076337-12-000	EA	GLASS-ESCAPE - 1157.4 X 548.1 MM
	077066-01-702	EA	TAPE ASM-ESCAPE WINDOW - RED

THERMOPANE ESCAPE WINDOW

KEY	PART NUMBER	U/M	DESCRIPTION
	113502-01-01A	EA	WINDOW ASM-ESCAPE-THERMOPANE- DH449-G2W58 (TWIN BED) PASSENGER

WINDOW, VENT & EXTERIOR DOOR GROUP (CONTINUED)**DRIVER & PASSENGER OVERHEAD BUNK WINDOWS**

KEY	PART NUMBER	U/M	DESCRIPTION
	098647-34-01A	EA	WINDOW-SLIDER - DRIVER SIDE - W/INSIDE FRAME - OFF WHITE
	098647-33-01A	EA	WINDOW-SLIDER - PASSENGER SIDE - W/INSIDE FRAME - OFF WHITE
	098644-01-700	EA	LATCH REPAIR KIT (BLACK) - EXCEL B801-CK
	098644-01-705	FT	GLAZING STRIP - EXCEL 132-010723
	098644-01-706	FT	WEATHERSTRIP-GLASS - EXCEL 171-010668
	098644-01-708	FT	CHANNEL-RUN - PIERCED - GLASS - V 122-016543
	098644-01-710	FT	TRACK-SPACER - FOR SCREEN 12' - EXCEL 132-017135
	098644-01-711	FT	WEATHERSTRIP-SCREEN - BLACK - EXCEL 171-016965
	098644-01-713	EA	SCREEN CLIPS (METAL)(BLACK) - EXCEL 226-016966 EXCEL
	098644-01-716	FT	PLUG-FILLER - EXCEL 132-014470
	098644-01-717	FT	SPLINE-SCREEN MFG- EXCEL 132-004716
	098647-33-701	EA	TRIM - EXCEL CW2966
	098647-33-702	EA	GLASS-STATIONARY - EXCEL 106-019297
	098647-33-703	EA	SLIDE ASSEMBLY - EXCEL H425-G9
	098647-33-704	EA	SCREEN ASSEMBLY - EXCEL 410-019134
	098647-34-700	EA	WINDOW - DRIVER - W/O TRIM - EXCEL H425-G2L
	098647-33-700	EA	WINDOW - PASSENGER - W/O TRIM - EXCEL H425-G2R

DRIVER & PASSENGER THERMOPANE OVERHEAD BUNK WINDOWS

KEY	PART NUMBER	U/M	DESCRIPTION
	112795-20-01A	EA	WINDOW ASM-SLIDER - THERMOPANE - DRIVER SIDE - EXCEL DC29-G2W66L
	112795-19-01A	EA	WINDOW ASM-SLIDER-THERMOPANE-PASSENGER SIDE-EXCEL DC29-G2W66R
	098644-01-713	EA	SCREEN CLIPS - METAL - BLACK - EXCEL 226-016966
	098647-31-701	EA	TRIM - EXCEL CW2966
	098647-31-704	EA	SCREEN ASSEMBLY - EXCEL 410-019128
	112795-01-700	EA	LATCH ASSY. (BLACK) - EXCEL DH287-CK
	112795-01-701	FT	SLIDE-STOP - EXCEL 132-019092
	112795-01-702	FT	FILLER PLUG - EXCEL 122-018737
	112795-01-703	FT	RUN CHANNEL - EXCEL 122-018736
	112795-01-704	FT	VINYL-GLAZING - EXCEL 132-018280
	112795-19-701	EA	GLASS-STATIONARY - EXCEL 390-019134
	112795-19-702	EA	SLIDE ASSEMBLY - EXCEL DC29-G9
	112795-20-700	EA	WINDOW - DRIVER - W/O TRIM - EXCEL DC29-G2L
	112795-19-700	EA	WINDOW - PASSENGER - W/O TRIM - EXCEL DC29-G2R

TWIN BEDROOM ESCAPE WINDOW

KEY	PART NUMBER	U/M	DESCRIPTION
	104691-14-01A	EA	WINDOW ASM-TIPOUT - ESCAPE BLACK/OFF WHITE - EXCEL CH88-G2W59
	098644-01-705	FT	GLAZING STRIP - EXCEL 132-010723
	104691-14-700	EA	WINDOW W/O TRIM - EXCEL CH88-G2
	104691-14-701	EA	TRIM - EXCEL CW8859
	104691-14-702	EA	GLASS-STATIONARY - EXCEL 106-019117
	104691-14-703	EA	VENT ASSEMBLY - EXCEL CH88-G9
	104691-14-704	EA	OPERATOR & BAR ASSEMBLY - EXCEL CH88-18
	104691-14-705	EA	SCREEN ASSEMBLY - EXCEL 410-019120

WINDOW, VENT & EXTERIOR DOOR GROUP (CONTINUED)**TWIN BEDROOM SLIDING WINDOW**

KEY	PART NUMBER	U/M	DESCRIPTION
	104691-13-01A	EA	WINDOW-TIPOUT - W/INSIDE FRAME - EXCEL CH37-G2W59
	098644-01-705	FT	GLAZING STRIP - EXCEL 132-010723
	104691-13-700	EA	WINDOW W/O TRIM - EXCEL CH37-G2
	104691-13-701	EA	TRIM - EXCEL W30359
	104691-13-702	EA	GLASS-STATIONARY - EXCEL 106-017670
	104691-13-703	EA	VENT ASSEMBLY - EXCEL CH37-G9
	104691-13-704	EA	OPERATOR & BAR ASSEMBLY - EXCEL CH36-18
	104691-13-705	EA	SCREEN ASSEMBLY - EXCEL 410-017763

TWIN BEDROOM THERMOPANE SLIDER WINDOW

KEY	PART NUMBER	U/M	DESCRIPTION
	112795-24-01A	EA	WINDOW ASM-SLIDER - HORIZONTAL - THERMOPANE - EXCEL DH414-G2W64L
	098644-01-713	EA	SCREEN CLIPS - METAL - BLACK - EXCEL 226-016966
	112795-01-700	EA	LATCH ASSY. (BLACK) - EXCEL DH287-CK
	112795-01-701	FT	SLIDE-STOP - EXCEL 132-019092
	112795-01-702	FT	FILLER PLUG - EXCEL 122-018737
	112795-01-703	FT	RUN CHANNEL - EXCEL 122-018736
	112795-01-704	FT	VINYL-GLAZING - EXCEL 132-018280
	112795-24-700	EA	WINDOW W/O TRIM - EXCEL DH414-G2L
	112795-24-701	EA	TRIM - EXCEL W41464
	112795-24-702	EA	GLASS-STATIONARY - EXCEL 390-019142
	112795-24-703	EA	GLASS-SLIDE ASSEMBLY - EXCEL DH414-G9
	112795-24-704	EA	SCREEN ASSEMBLY - EXCEL 410-019129

TWIN BEDROOM THERMOPANE SLIDER WINDOW

KEY	PART NUMBER	U/M	DESCRIPTION
	112795-22-01A	EA	WINDOW ASM-SLIDER - HORIZONTAL - THERMOPANE - EXCEL DC48-G2W66R
	098644-01-713	EA	SCREEN CLIPS - METAL - BLACK - EXCEL 226-016966
	098647-38-704	EA	SCREEN W/ SPRING & WEATHERSTRIP - EXCELL 410-019063
	112795-01-700	EA	LATCH ASSY. (BLACK) - EXCEL DH287-CK
	112795-01-701	FT	SLIDE-STOP - EXCEL 132-019092
	112795-01-702	FT	FILLER PLUG - EXCEL 122-018737
	112795-01-703	FT	RUN CHANNEL - EXCEL 122-018736
	112795-01-704	FT	VINYL-GLAZING - EXCEL 132-018280
	112795-22-700	EA	WINDOW W/O TRIM - EXCEL DC48-G2R
	112795-22-701	EA	TRIM - EXCEL W30366
	112795-22-702	EA	GLASS-STATIONARY - EXCEL 390-019039
	112795-22-703	EA	GLASS-SLIDE ASSEMBLY - EXCEL DC48-G9

WINDOW, VENT & EXTERIOR DOOR GROUP (CONTINUED)

CENTER QUEEN BEDROOM SLIDER WINDOW

KEY	PART NUMBER	U/M	DESCRIPTION
	113500-01-01A	EA	WINDOW ASM-TIPOUT-DOUBLE - B/OW - EXCEL CH04-G2W59
	098644-01-705	FT	GLAZING STRIP - EXCEL 132-010723
	098644-01-716	FT	PLUG-FILLER - EXCEL 132-014470
	100322-01-701	FT	SEAL-VENT - EXCEL 122-016071
	100322-01-702	FT	WEATHERSTRIP-HORIZONTAL RAIL - EXCEL 132-015976
	100322-01-703	EA	STRIP-GLAZING - BUTYL - EXCEL 132-010723
	100322-01-704	EA	TAPE-BUTYL - EXCEL 154-016083
	100322-01-717	EA	E-RING - EXCEL 245-015975
	100322-01-718	EA	HANDLE-DIAL - EXCEL 410-016081
	112519-01-702	EA	VENT OPERATOR - EXCEL 410-016123
	113500-01-700	EA	SCREEN ASM. - EXCEL 410-016020
	113500-01-701	EA	WINDOW W/O TRIM - EXCEL CH04-G2
	113500-01-702	EA	TRIM - EXCEL CW0459
	113500-01-703	EA	TOP GLASS-STATIONARY - EXCEL 106-015970
	113500-01-704	EA	UPPER VENT GLASS ASSEMBLY - EXCEL CH04-G7
	113500-01-705	EA	LOWER VENT GLASS ASSEMBLY - EXCEL CH04-G9
	113500-01-706	EA	OPERATOR & BAR ASSEMBLY - EXCEL CH04-18
	113500-01-707	EA	TORQUE BAR SUPPORT - EXCEL 132-015979
	113500-01-708	EA	TORQUE BAR SUPPORT - EXCEL 132-015978
	117054-01-01A	EA	FRAME-WINDOW - INSIDE WHITE

FROM: 01-09-95 THRU: 99-99-99

CENTER QUEEN BEDROOM THERMOPANE SLIDER WINDOW

KEY	PART NUMBER	U/M	DESCRIPTION
	112795-21-01A	EA	WINDOW ASM-SLIDER - THERMOPANE - DRIVER - EXCEL DC04-G2W66R
	112795-23-01A	EA	WINDOW ASM-SLIDER-THERMOPANE - PASSENGER - EXCEL DC04-G2W66L
	098644-01-713	EA	SCREEN CLIPS - METAL - BLACK - EXCEL 226-016966
	098647-29-701	EA	TRIM - EXCEL CW0466
	098647-29-704	EA	SCREEN ASSEMBLY - EXCEL 410-018864
	112795-01-700	EA	LATCH ASSY. (BLACK) - EXCEL DH287-CK
	112795-01-701	FT	SLIDE-STOP - EXCEL 132-019092
	112795-01-702	FT	FILLER PLUG - EXCEL 122-018737
	112795-01-703	FT	RUN CHANNEL - EXCEL 122-018736
	112795-01-704	FT	VINYL-GLAZING - EXCEL 132-018280
	112795-21-701	EA	GLASS-STATIONARY - EXCEL 390-019132
	112795-21-702	EA	SLIDE ASSEMBLY - EXCEL DC04-G9
	112898-06-704	EA	LOCK-HANDLE CAM RED - RIGHT - EXCEL 182-11293
	112898-06-705	EA	LOCK-HANDLE CAM RED - LEFT - EXCEL 182-11294
	112795-23-700	EA	WINDOW - DRIVER - W/O TRIM - EXCEL DC04-G2L
	112795-21-700	EA	WINDOW - PASSENGER - W/O TRIM - EXCEL DC04-G2R

SIDE QUEEN BEDROOM SLIDER WINDOW

KEY	PART NUMBER	U/M	DESCRIPTION
	112463-01-01A	EA	WINDOW ASM-TORQUE - DRIVER - EXCEL CH81-G2W59
	098644-01-705	FT	GLAZING STRIP 132-010723
	100322-01-718	EA	HANDLE-DIAL - WINDOW - EXCEL 410-016081
	112463-01-700	EA	GLASS-STATIONARY 62 % GP - EXCEL 106-018807
	112463-01-701	EA	WINDOW W/O TRIM - EXCEL CH81-G2
	112463-01-702	EA	TRIM - EXCEL CW8159
	112463-01-703	EA	VENT ASSEMBLY - EXCEL CH81-G9
	112463-01-704	EA	OPERATOR & BAR ASSEMBLY - EXCEL CH78-18
	112463-01-705	EA	SCREEN ASSEMBLY - EXCEL 410-018811
	112519-01-706	EA	SCREEN CLIP - EXCEL CH21-50
	113500-01-707	EA	TORQUE BAR SUPPORT - EXCEL 132-015979
	113500-01-708	EA	TORQUE BAR SUPPORT - EXCEL 132-015978

WINDOW, VENT & EXTERIOR DOOR GROUP (CONTINUED)

SIDE QUEEN BEDROOM THERMOPANE SLIDER WINDOW

KEY	PART NUMBER	U/M	DESCRIPTION
	112898-09-01A	EA	WINDOW ASM-SLIDER - VERTICAL - THERMOPANE - EXCEL DH436-G2W64L
	098644-01-713	EA	SCREEN CLIPS (METAL)(BLK) - EXCEL 226-016966
	112795-01-700	EA	LATCH ASSY. (BLK) - EXCEL DH287-CK
	112795-01-701	EA	SLIDE-STOP - EXCEL 132-019092
	112898-04-703	EA	VERTICAL-LATCH REPLACEMENT - EXCEL DH343-CK
	112898-06-704	EA	LOCK-HANDLE CAM RED RH - EXCEL 182-11293
	112898-06-705	EA	LOCK-HANDLE CAM RED LH - EXCEL 182-11294
	112898-09-700	EA	WINDOW W/O TRIM - EXCEL DH436-G2
	112898-09-701	EA	TRIM - EXCEL W43664
	112898-09-702	EA	GLASS-STATIONARY - EXCEL 390-019464
	112898-09-703	EA	GLASS-SLIDE ASSEMBLY - EXCEL DH436-G9
	112898-09-704	EA	SCREEN ASSEMBLY - EXCEL 410-019474

SIDE QUEEN BEDROOM SLIDER WINDOW

KEY	PART NUMBER	U/M	DESCRIPTION
	112463-02-01A	EA	WINDOW ASM-TORQUE EGRESS - PASSENGER - EXCEL CH82-G2W59
	098644-01-705	FT	GLAZING STRIP - EXCEL 132-010723
	100322-01-718	EA	HANDLE-DIAL - WINDOW - EXCEL 410-016081
	112463-02-700	EA	WINDOW W/O TRIM - EXCEL CH82-G2
	112463-02-701	EA	TRIM - EXCEL CW8259
	112463-02-702	EA	GLASS-STATIONARY - EXCEL 106-018809
	112463-02-703	EA	VENT ASSEMBLY - EXCEL CH82-G9
	112463-02-704	EA	OPERATOR & BAR ASSEMBLY - EXCEL CH82-18
	112463-02-705	EA	SCREEN ASSEMBLY - EXCEL 410-018812
	112519-01-706	EA	SCREEN CLIP - EXCEL CH21-50
	112898-06-704	EA	LOCK-HANDLE CAM RED RH - EXCEL 182-11293
	112898-06-705	EA	LOCK-HANDLE CAM RED LH - EXCEL 182-11294
	113500-01-707	EA	TORQUE BAR SUPPORT - EXCEL 132-015979
	113500-01-708	EA	TORQUE BAR SUPPORT - EXCEL 132-015978

SIDE QUEEN BEDROOM THERMOPANE SLIDER WINDOW

KEY	PART NUMBER	U/M	DESCRIPTION
	112898-08-01A	EA	WINDOW ASM-SLIDER - VERTICAL - THERMOPANE - EXCEL DH435-G2W66R
	098644-01-713	EA	SCREEN CLIPS (METAL)(BLK) - EXCEL 226-016966 EXCEL
	112795-01-700	EA	LATCH ASSY. (BLK) - EXCEL DH287-CK
	112795-01-701	EA	SLIDE-STOP - EXCEL 132-019092
	112898-04-703	EA	VERTICAL-LATCH REPLACEMENT - EXCEL DH343-CK
	112898-08-700	EA	WINDOW W/O TRIM - EXCEL DH435-G2R
	112898-08-701	EA	TRIM - EXCEL W43566
	112898-08-702	EA	GLASS-STATIONARY - EXCEL 390-019462
	112898-08-703	EA	GLASS-SLIDE ASSEMBLY - EXCEL DH435-G9
	112898-08-704	EA	SCREEN ASSEMBLY - EXCEL 410-019473

THERMOPANE DRIVER/PASSENGER SIDE WINDOW

KEY	PART NUMBER	U/M	DESCRIPTION
	112795-15-01A	EA	WINDOW ASM-SLIDER - THERMOPANE - EXCEL DH287-G2W66L
	112795-16-01A	EA	WINDOW ASM-SLIDER - THERMOPANE - EXCEL DH287-G2W66R
	098644-01-713	EA	SCREEN CLIPS - METAL - BLACK - EXCEL 226-016966
	098647-23-702	EA	TRIM - EXCEL W28766
	098647-23-704	EA	SCREEN W/SPRING & WEATHERSTRIP - EXCEL 410-019066
	112795-01-700	EA	LATCH ASSY.(BLACK) - EXCEL DH287-CK
	112795-01-701	FT	SLIDE-STOP - EXCEL 132-019092
	112795-01-702	FT	FILLER PLUG - EXCEL 122-018737
	112795-01-703	FT	RUN CHANNEL - EXCEL 122-018736
	112795-01-704	FT	VINYL-GLAZING - EXCEL 132-018280
	112795-15-701	EA	GLASS-STATIONARY - EXCEL 390-019045
	112795-15-702	EA	GLASS-SLIDING - W/SASH & LATCH - EXCEL DH287-G9
	112795-15-700	EA	WINDOW W/O TRIM - EXCEL DH287-G2L
	112795-16-700	EA	WINDOW W/O TRIM - EXCEL DH287-G2R