
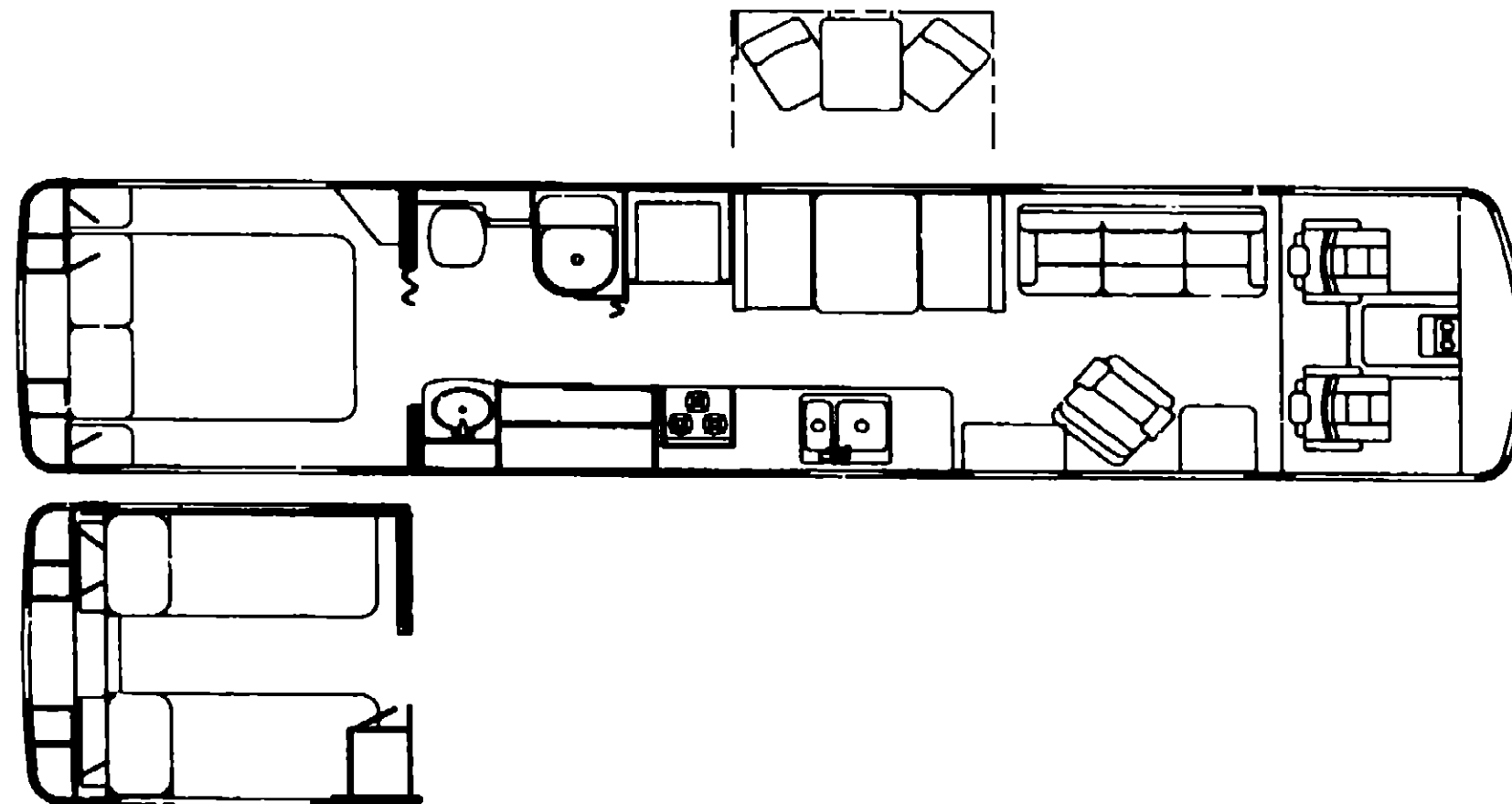


**1993
WCP37RQ
D21
D22
D23
D44
D45**



**1993 ELANTE'
TABLE OF CONTENTS**

INTRODUCTION	A 01 -	A-02
ABBREVIATIONS		A-03
ALPHABETICAL INDEX	A-04 -	A-06
WCP37RQ	A 07 -	F-20
WCP33RQ	F-21 -	L-04



1993 WCP37RQ INDEX

FLOOR PLAN	A-07 -	A-08
ACCESSORIES		A-09
AUDIO/VIDEO	A-10 -	A-12
BATH	A-13 -	A-16
BEDROOM	A-17 -	A-20
CHASSIS	A-21 -	B-18
CURTAIN & CUSHION	B-19 -	C-06
DINETTE	C-07 -	C-10
DRIVERS COMPARTMENT	C-11 -	C-20
ELECTRICAL	C-21 -	D-02
EXTERIOR BODY	D-03 -	D-10
GALLEY	D-11 -	D-17
GENERATOR		D-18
HEATING & AC	D-19 -	D-22
INTERIOR FINISH	D-23 -	E-02
LABELS	E-03 -	E-10
LP		E-11
LOUNGE	E-12 -	E-13
SEALANTS & FASTENERS	E-14 -	E-18
WATER & SEWAGE	E-19 -	E-24
WINDOW, VENT AND EXTERIOR DOOR	F-01 -	F-18
WINDSHIELD/WIPER	F-19 -	F-20

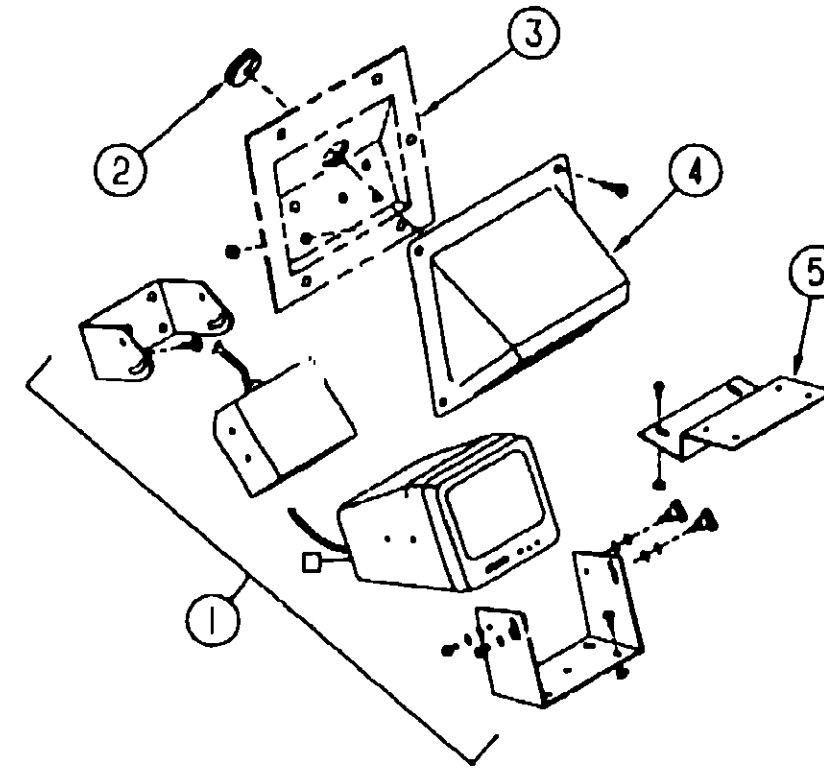
**ACCESSORIES GROUP
VACUUM CLEANER**

KEY	PART NUMBER	U/M	DESCRIPTION	
	108186-01-000	EA	VACUUM CLEANER-BUILT IN	#HP 19-1 DELUXE
	092304-01-700	EA	BAGS VACUUM CLEANER, 6 IN BAG	#HP 4908
	092304-02-704	EA	MOTOR-VACUUM CLEANER, VACUFLO	#HP-5098
	108186-02-000	EA	VACUUM CLEANING TOOL SET W/30' HOSE	
	092304-02-701	EA	TOOL-DUSTING, VACUUM CLEANER, VACUFLO	#HP 1142
	092304-02-702	EA	TOOL-RUG, VACUUM CLEANER - VACUFLO	#HP 4982
	092304-02-703	EA	TOOL-CREVICE, VACUUM CLEANER - VACUFLO	#HP 1141
	092304-02-705	EA	HOSE-VACUUM - 20'	#4988-20
	092304-02-707	EA	TOOL-UPHOLSTERY	#7029
	092304-02-708	EA	WAND	#4978

OPERATOR MANUAL

KEY	PART NUMBER	U/M	DESCRIPTION
	054185-43-000	EA	MANUAL, OPERATOR 93 ELANTE - P SERIES
	092318-01-000	EA	BINDER - 3 RING, MOTOR HOME MANUAL
	092319-01-000	EA	POCKET PAGE - 3 RING BINDER, PLASTIC
	108862-01-000	NA	TOP LEVEL - P 1993

AUDIO VIDEO GROUP



REAR MONITOR SYSTEM

KEY	PART NUMBER	U/M	DESCRIPTION
1	093040-04-000	EA	TELEVISION SYSTEM-REAR VIEW, SONY YM-RVFIAM
	093041-02-000	EA	EXTERIOR CABLE
	093040-03-000	EA	WIRE
2	071015-29-000	EA	GROMMET
3	102313-01-01A	EA	SHROUD-CAMERA, INNER - 7" X 5 5/8" - PLASTIC
4	102114-01-04A	EA	SHROUD-CAMERA, OUTER - 6 1/2" X 7" - PLASTIC - BUFF
5	095077-01-000	EA	BRACKET-MONITOR TO DASH
	093041-01-000	EA	CABLE-MONITOR/CAMERA, INTERNAL USE
	093040-04-700	EA	CAMERA, BRACKET & WIRING
	093040-04-701	EA	6" B/W MONITOR
	093040-04-702	EA	SUN HOOD FOR MONITOR
	093040-04-703	EA	LENS ONLY
	095077-01-000	EA	BRACKET-MONITOR TO DASH
	093040-03-000	EA	WIRE-MONITOR, REAR VIEW TELEVISION - SONY SM-HRN1

TELEPHONE SYSTEM

KEY	PART NUMBER	U/M	DESCRIPTION
	093253-01-01A	EA	PLATE-WALL, TELEPHONE - BEIGE - CAC625F2-4-50
	093253-01-02A	EA	PLATE-WALL, TELEPHONE - BROWN - LEVITON 40249
	093254-01-000	EA	HOUSING-TELEPHONE AMP 554171-1
	093901-01-000	EA	PLATE-TELEPHONE & TV, EXTERIOR HOOK UP - METAL
	093901-02-000	EA	PLATE-TELEPHONE/TV

**1993 ELANTE'
TABLE OF CONTENTS**

INTRODUCTION	A-01 -	A-02
ABBREVIATIONS		A-03
ALPHABETICAL INDEX	A-04 -	A-06
WCP37RQ	A-07 -	F-20
WCP33RQ	F-21 -	L-04

1993 WCP37RQ INDEX

FLOOR PLAN	A-07 -	A-08
ACCESSORIES		A-09
AUDIO/VIDEO	A-10 -	A-12
BATH	A-13 -	A-16
BEDROOM	A-17 -	A-20
CHASSIS	A-21 -	B-18
CURTAIN & CUSHION	B-19 -	C-06
DINETTE	C-07 -	C-10
DRIVERS COMPARTMENT	C-11 -	C-20
ELECTRICAL	C-21 -	D-02
EXTERIOR BODY	D-03 -	D-10
GALLEY	D-11 -	D-17
GENERATOR		D-18
HEATING & A/C	D-19 -	D-22
INTERIOR FINISH	D-23 -	E-02
LABELS	E-03 -	E-10
LP		E-11
LOUNGE	E-12 -	E-13
SEALANTS & FASTENERS	E-14 -	E-18
WATER & SEWAGE	E-19 -	E-24
WINDOW, VENT AND		
EXTERIOR DOOR	F-01 -	F-18
WINDSHIELD/WIPER	F-19 -	F-20

AUDIO VIDEO GROUP (CONTINUED)
CB ANTENNA & COMPACT DISC PLAYER

KEY	PART NUMBER	U/M	DESCRIPTION	ADDITIONAL
	105248-01-000	EA	ANTENNA-CB	ADDITIONAL B604
	102080 01-000	EA	PLAYER COMPACT DISC, W/REMOTE	SONY CUX-A15RF
	102080 01-700	EA	REMOTE COMPACT DISC	

TV ANTENNA

KEY	PART NUMBER	U/M	DESCRIPTION	ADDITIONAL
	076319-01-000	EA	ANTENNA-TV, ROOF MOUNT - 44 5" MAST - RVA W02	
	076319 01-700	EA	HEAD-ANTENNA, AMPLIFIED	WINEGARD RVSA U/V
	076319-01-701	EA	GEAR ELEVATING, PLASTIC	WINEGARD 2200046
	076319-01-702	EA	SHAFT ASM-ELEVATING	WINEGARD RVP-400A
	076319-01-703	EA	BEARING-NYLON, 5"OD	WINEGARD 3200656
	076319-01-704	EA	BEARING NYLON, 1 25"OD	WINEGARD 3200657
	076319 01-705	EA	GROMMET-NYLON, 7/8"ID	WINEGARD 3200658
	076319 01-706	EA	CRANK-ELEVATING, W/SET SCREW	WINEGARD 5755100
	076319-01-707	EA	SPRING-HANDLE	WINEGARD 5160800
	076319-01-708	EA	DECAL-CRANK	WINEGARD 5413002
	076319-01-703	EA	PLATE-DIRECTIONAL, FOR HEAD	WINEGARD 3200644
	076319-09 000	EA	WALLPLATE-CABLE RECEPTACLE, TV - SINGLE - BROWN	
	076319 01-711	EA	BASE & LIFT ASM	WINEGARD 2702802
	076319-01-712	EA	CEILING PLATE (DIRECTIONAL)	WINEGARD 3200608
	076319-01-713	EA	BASE PLATE	WINEGARD 3100523
	076319-01-714	EA	HOUSING, ROTATING GEAR	WINEGARD 2200049
	082134-01-000	EA	ADAPTER-TV, CABLE TO CABLE	WINEGARD F-81M
	082136-01-000	EA	NUT-HEX JAM 3/8-32	
	036756 01-000	EA	SPLITTER-TV, 2 WAY	CHAN MASTER 7992
	086777-01-000	EA	WALLPLATE-TV CABLE, W/ANTENNA SWITCH - IVORY	WINEGARD RV-0710
	076319-03 000	FT	CABLE-COAXIAL, 75 OHM	
	076319-12-000	EA	CONNECTOR-COAXIAL, ONE PIECE	
	086777-03-000	EA	PLATE-WALL, CABLE - W/TV ANTENNA SWITCH & BOOSTER - IVORY	WINEGARD RV-0621
				FROM 00-00-00 THRU 04-14-93
	086777-04 000	EA	PLATE-WALL, ANTENNA/POWER - BROWN	WINEGARD RV-0631
				FROM 00-00-00 THRU 04-14-93
	086777-05-000	EA	PLATE-WALL, ANTENNA 1 OUTPUT - IVORY	
				FROM 04-15-93 THRU 99-99-99
	086777-06-000	EA	PLATE-WALL, ANTENNA 1 OUTPUT - BROWN	
				FROM 04-15-93 THRU 99-99-99

RADIOS & COMPONENTS

KEY	PART NUMBER	U/M	DESCRIPTION	ADDITIONAL
	090862-01-000	EA	BRACKET-HAT,ANTENNA - 3 1" X 3 9" - STEEL - BLACK	
	110469-01-000	EA	SPEAKER - 4 X 6 OVAL - AUDIOVOX 110-2374	
	110470-01-01A	EA	GRILLE-SPEAKER, OVAL 4 X 6 - AUDIOVOX 136-1157	
	077069-01-000	EA	ANTENNA-RADIO, ARA 6700467 - FRONT	
	077069-02-000	EA	CABLE-ANTENNA, RADIO - EXTENSION 56" - ARA 6700667	
	097460-02-000	EA	RADIO-AM/FM STEREO/CASSETTE, SONY XR-4147 - DASH	
				FROM 00-00-00 THRU 09-23-92
	097460-03-000	EA	RADIO-AM/FM STEREO/CASSETTE, SONY XR-5550 - DASH	
				FROM 09-24-92 THRU 01-31-93
	097460-02-000	EA	RADIO-AM/FM STEREO/CASSETTE, SONY XR-4147 - DASH	
				FROM 02-01-93 THRU 99-99-99
	097620-03-000	EA	MOUNTING KIT-RADIO, SONY - XR-300	
	100014-01-000	EA	TRAY-RADIO, SONY - STEEL	
	074979-01-000	EA	SHIELD-SPEAKER, BACK - MOLDED PLASTIC - 8" X 9" - BEIGE - CABINET	
	090944-01-000	EA	ANTENNA-RADIO, 16" RUBBER - REAR	
	103698-01-000	EA	RADIO-AM/FM, STEREO CASSETTE - ADVANTZ AE8000AR - BEDROOM	
	103698-02-000	EA	WIRE ASM - 9 PIN, ADVANTZ 8000HRN	
	094097-01-000	EA	SPEAKER-RADIO, W/O GRILLE - 5 25" DIA - AUDIOVOX 110C3030 - CABINET	

AUDIO VIDEO GROUP (CONTINUED)
TV, VCR & CONTROL CENTER

KEY	PART NUMBER	U/M	DESCRIPTION	ADDITIONAL
	098447-04-000	EA	TV - 13", COLOR W/REMOTE - CANADIAN - MAGNAVOX RR1330W	
	098447-03-700	EA	REMOTE	
	098447-03-000	EA	TV - 13", COLOR W/REMOTE - U.S. - MAGNAVOX RR1337	
	098447-03-700	EA	REMOTE	
	092310 02-000	EA	TV-COLOR, 9" - AC/DC - W/REMOTE - MAGNAVOX RD0945	
	092310-02-700	EA	REMOTE F/TV	
	098446 03 000	EA	VCR-VHS, CABLE READY - REMOTE - MAGNAVOX VR9010	
				FROM 00 00 00 THRU 10-04-92
	098446-03-700	EA	REMOTE F/MODEL #9010	
	098446 04-000	EA	VCR-VHS, CABLE READY - REMOTE - MAGNAVOX VR9110	
				FROM 10 05-92 THRU 05-16-93
	098446-04-700	EA	REMOTE F/MODEL#9110	
	098446-05-000	EA	VCR-VHS, CABLE READY - REMOTE - MAGNAVOX VR9120	
				FROM 05-17-93 THRU 99-99-99
	098446 04-700	EA	REMOTE F/MODEL #9110	
	102283-01-B16	EA	HOLDER REMOTE CONTROL, 3 5" X 2 4" - WOOD	
	098819-01-000	EA	SPEAKER - 2 WATT, 8 OHM - 4"	
	099717-01-000	EA	TIEDOWN-TV, STRAP ON FEMALE END IS 22 8" LONG	
	099717-02-000	EA	TIEDOWN-TV, STRAP ON FEMALE END IS 28 7" LONG	
	086757-03-000	EA	CONTROL CENTER-SWITCH, VCR/TV	MAGNADYNE VCS-6

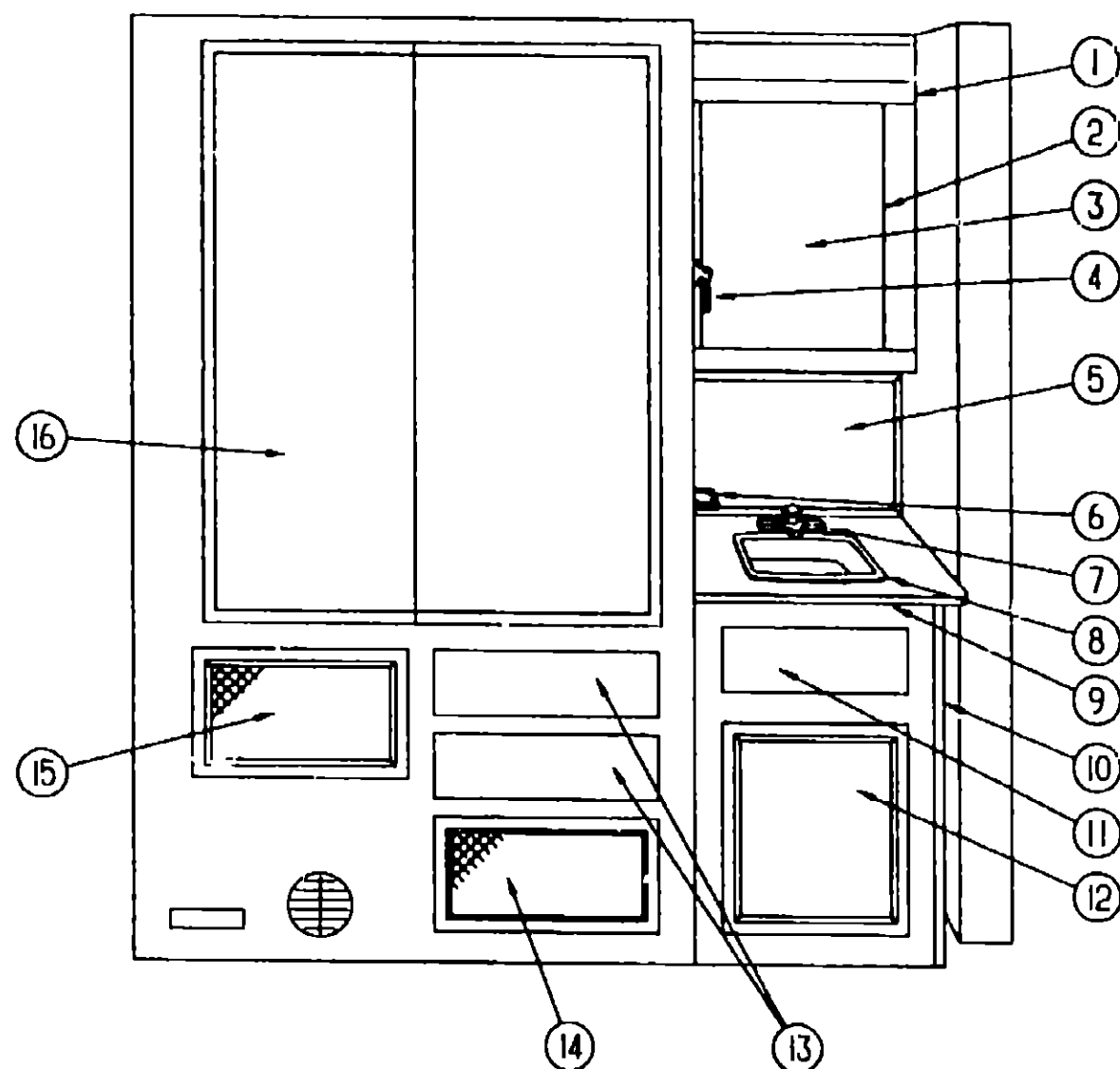
1993 ELANTE'
TABLE OF CONTENTS

INTRODUCTION	A-01 -	A-02
ABBREVIATIONS		A-03
ALPHABETICAL INDEX	A-04 -	A-06
WCP37RQ	A-07 -	F-20
WCP33RQ	F-21 -	L-04

1993 WCP37RQ INDEX

FLOOR PLAN	A-07 -	A-08
ACCESSORIES		A-09
AUDIO/VIDEO	A-10 -	A-12
BATH	A-13 -	A-16
BEDROOM	A-17 -	A-20
CHASSIS	A-21 -	B-18
CURTAIN & CUSHION	B-19 -	C-06
DINETTE	C-07 -	C-10
DRIVERS COMPARTMENT	C-11 -	C-20
ELECTRICAL	C-21 -	D-02
EXTERIOR BODY	D-03 -	D-10
GALLEY	D-11 -	D-17
GENERATOR		D-18
HEATING & A/C	D-19 -	D-22
INTERIOR FINISH	D-23 -	E-02
LABELS	E-03 -	E-10
LP		E-11
LOUNGE	E-12 -	E-13
SEALANTS & FASTENERS	E-14 -	E-18
WATER & SEWAGE	E-19 -	E-24
WINDOW, VENT AND		
EXTERIOR DOOR	F-01 -	F-18
WINDSHIELD/WIPER	F-19 -	F-20

BATH GROUP
BATH CABINET & COMPONENTS (PASSENGER SIDE)



KEY	PART NUMBER	U/M	DESCRIPTION
1	106011-01-D21	EA	CABINET-MEDICINE, W/O DOORS OR HARDWARE (D21,D22,D23)
1	106011-01-D44	EA	CABINET-MEDICINE, W/O DOORS OR HARDWARE (D44,D45)
2	P04536-08-C17	FA	DOOR-CABINET, W/O HARDWARE - 18.1" X 24"
3	088742-06-000	EA	MIRROR-BEVELED, SAFETY GLASS - 14 6" X 20 5"
4	106160-01-000	EA	RING-TOWEL, ALMOND & BRASS (D21,D22,D23)
4	110764-01-000	EA	RING-TOWEL, BRASS/BLACK (D44,D45)
5	090588-03-C17	EA	MIRROR-LAVATORY, W/SAFETY GLASS - 22 4" X 11 6"
6	106183-01-000	EA	HOLDER-TOOTHBRUSH & TUMBLER - ALMOND & BRASS (D21,D22,D23)
6	110765-01-000	EA	HOLDER-TOOTHBRUSH, BRASS/BLACK (D44,D45)
7	103548-01-01A	EA	FAUCET-LAVATORY, JAMECO POLISHED BRASS (D21,D22,D23)
7	110760-01-000	EA	FAUCET-LAVATORY, BLACK/BRASS - KEVCO 4" TDX704 (D44,D45)
	110760-02-000	EA	HANDLE-FAUCET, BLACK MARBLE - SET/2 (D44,D45)
	110760-03-000	EA	POP-UP ASM-FAUCET, POLISHED BRASS (D44,D45)
	091253-01-000	EA	GASKET-FAUCET, LAVATORY/GALLEY
	105218-01-01A	EA	SPACER-FAUCET, LAVATORY SINK - 2" X 5 9" - ABS PLASTIC OFF WHITE FROM 01-04-93 THRU. 99-99-99
8	105921-01-01A	EA	SINK-LAVATORY, LARGE OVAL - 17" X 20" - PLASTIC - OFF WHITE (D21,D22,D23)
8	110757-01-000	EA	SINK-LAVATORY, RECTANGLE - EBONY (D44,D45)
	106116-01-01A	EA	STRAINER-SINK, W/STOPPER TAILPIECE GASKET & NUT - PLASTIC
9	108750-12-D21	EA	COUNTERTOP ASM (D21,D22,D23)
9	108750-12-D44	EA	COUNTERTOP ASM
9	108750-15-D45	EA	COUNTERTOP ASM
	088090-30-D45	EA	BACKSPLASH-COUNTERTOP, 22 8" LONG
	088090-31-D45	EA	BACKSPLASH-COUNTERTOP, 23 5" LONG
	088090-32-D45	EA	BACKSPLASH-COUNTERTOP, 12 6" LONG
10	M05687-04-D44	EA	CABINET-LAVATORY, W/O DOORS OR HARDWARE - CANADIAN (D21,D22,D23)
10	M05687-03-D44	EA	CABINET-LAVATORY, W/O DOORS OR HARDWARE - U S (D21,D22,D23)
10	M05687-06-D45	EA	CABINET-LAVATORY, W/O DOORS OR HARDWARE - CANADIAN (D44,D45)
10	M05687-05-D45	EA	CABINET-LAVATORY, W/O DOORS OR HARDWARE - U S (D44,D45)
11	P00523-A0-C17	EA	DOOR-CABINET, W/O HARDWARE - 6 4" X 16" FACE
	077251-01-000	EA	DRAWER-TILTOUT, 3.7" X 3.7" X 14 8" - PLASTIC - OFF WHITE
12	P00523-82-C17	EA	DOOR-CABINET, W/O HARDWARE - 14 4" X 17 9"
13	P07104-08-C17	EA	DRAWER-CABINET, W/O HARDWARE - 6 1" X 16 9" FACE
14	P00523-97-C17	EA	DOOR-CABINET, W/O HARDWARE - 11 4" X 16 1" FACE
	072369-43-000	EA	MESH-EXPANDED, 12 6" X 7.9" - BRONZE
15	P00523-A9-C17	EA	DOOR-CABINET, W/O HARDWARE - 17 9" X 14.4" FACE (USED W/AUX FURNACE)
15	P00523-96-C17	EA	DOOR-CABINET, W/O HARDWARE - 17 9" X 14.4" FACE
	072369-28-000	EA	MESH-EXPANDED, 14" X 10" - BRONZE
16	107386-01-01A	EA	STILE-DOOR, W/PULL
16	107387-01-01A	EA	RAIL-DOOR, BY-PASS
16	107388-01-01A	EA	TRACK-BOTTOM, BY-PASS
16	107389-01-01A	EA	TRACK-TOP, BY-PASS
16	107390-01-01A	EA	HANGER-CORNER CONNECTION (PAIR)
16	107391-01-01A	EA	GUIDE BOTTOM, BY-PASS (PAIR)
16	107392-01-01A	EA	STRAP-RETAINER, BY-PASS DOOR

STANLEY 4C57
 STANLEY 4C58
 STANLEY 4C44
 STANLEY 4C02
 STANLEY 4C51
 STANLEY 4C53

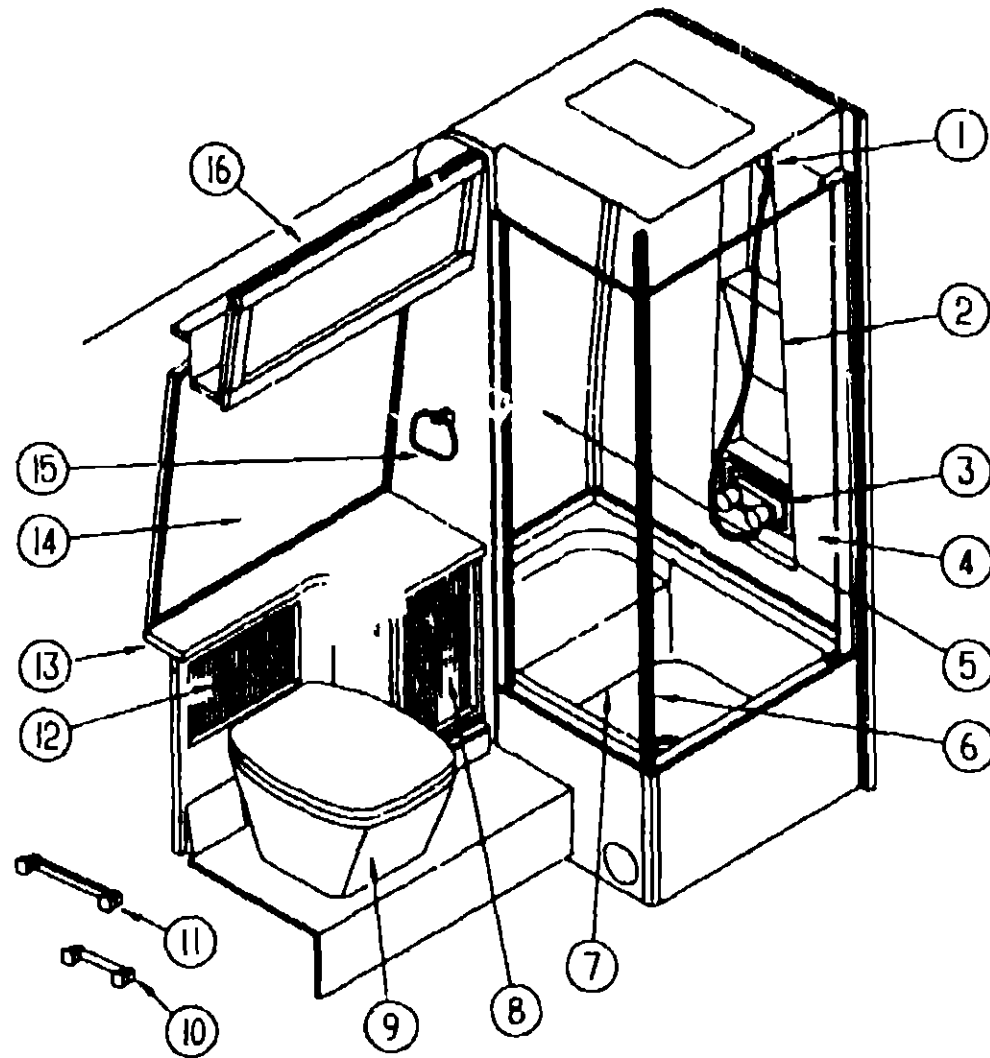
1993 ELANTE
TABLE OF CONTENTS

INTRODUCTION	A-01 - A-02
ABBREVIATIONS	A-03
ALPHABETICAL INDEX	A-04 - A-06
WCP37RQ	A-07 - F-20
WCP33RQ	F-21 - L-04

1993 WCP37RQ INDEX

FLOOR PLAN	A-07 - A-08
ACCESSORIES	A-09
AUDIO/VIDEO	A-10 - A-12
BATH	A-13 - A-16
BEDROOM	A-17 - A-20
CHASSIS	A-21 - B-18
CURTAIN & CUSHION	B-19 - C-06
DINETTE	C-07 - C-10
DRIVERS COMPARTMENT	C-11 - C-20
ELECTRICAL	C-21 - D-02
EXTERIOR BODY	D-03 - D-10
GALLEY	D-11 - D-17
GENERATOR	D-18
HEATING & A/C	D-19 - D-22
INTERIOR FINISH	D-23 - E-02
LABELS	E-03 - E-10
LP	E-11
LOUNGE	E-12 - E-13
SEALANTS & FASTENERS	E-14 - E-18
WATER & SEWAGE	E-19 - E-24
WINDOW, VENT AND	
EXTERIOR DOOR	F-01 - F-18
WINDSHIELD/WIPER	F-19 - F-20

BATH GROUP (CONTINUED)
BATH CABINETS & COMPONENTS (DRIVER SIDE)



KEY	PART NUMBER	U/M DESCRIPTION
1	103092-01-000	EA SHOWER HEAD-W/60 IN HOSE
1	103092-02-000	EA SHOWER HEAD-W/HOSE - CANADIAN
1	103092-01-700	EA BRACKET FOR SHOWER HEAD
2	075606-01-000	EA PANEL-FAUCET BACK, SHOWER - 5" X 9" - PLASTIC
3	075241-05-000	EA FAUCET-SHOWFR, BONE
3	075241-04-000	EA FAUCET-SHOWFR, BRASS
4	101987-01-01A	EA SURROUND-SHOWER, SHOWER & HEAD CUTOUT - 53 9" - PLAS - OFF WHITE
5	101988-01-01A	EA SURROUND-SHOWER, TWO SIDED - 53 9" - PLASTIC - OFF WHITE
6	100897-01-01A	EA SHOWER DOOR - 2 SIDED
7	M02630-13-B07	EA PAN-SHOWER, W/STRAINER
	069735-01-000	EA WASHER-STRAINER TO TAILPIECE PLASTIC, 1 5"
	011069-02-000	EA TAILPIECE-TUB/SHOWER, 1 1/2" X 1 1/4" X 4" - BRASS
	066436-01-000	EA NUT-SLIP, TAILPIECE - 1 5"
8	108736-15-D21	EA DOOR ASM
9	085330-04-000	EA TOILET-CHINA, SHORTY W/SPRAY (D21,D22,D23) SEALAND# 511
	085330-01-701	EA KIT, VACUUM BREAKER SEALAND# 385318065
	085330-01-702	EA TUBE-FLUSH SEALAND# 385315902
	085330-01-703	EA RING & HALF CLAMPS ASM-BONF SEALAND# 385310048
	085330-01-704	EA TEFLON & RUBBER SEALS SEALAND# 385316140
	085330-01-706	EA BALL, SHAFT, & CARTRIDGE SEALAND# 385318162
	085330-01-707	EA CARTRIDGE-SPRING SEALAND# 381236096
	085330-01-710	EA PLUG-DRAIN, & CAP - W/SEAL SEALAND# 385316142
	085330-01-713	EA SHROUD, BONE SEALAND# 390340124
	085330-01-714	EA SEAL-FLANGE, FLOOR SEALAND# 390343892
	085330-01-716	EA FLANGE-FLOOR, 3" MPT SEALAND# 390346056
	085330-01-717	EA BOLT MOUNTING PACKAGE SEALAND# 385310064
	085330-01-718	EA SEAL-BASE & MOUNTING HARDWARE SEALAND# 385310063
	085330-04-700	EA BREAKER-VACUUM, FOR HANDSPRAY SEALAND# 230325

KEY	PART NUMBER	U/M DESCRIPTION	SEALAND#
	085330-04-702	EA LEVER-FLUSH	340825
	085330-04-703	EA COVER ASM-PEDAL	310118
	085330-04-704	EA BASE ASM-BONE	310124
	085330-04-705	EA COVER ASM-PEDESTAL	310109
	085330-04-706	EA BREAKER-VACUUM, W/HAND SPRAY	385319055
	085330-04-707	EA SEAT ASM, BONE	340816
9	110758-01-000	EA TOILET-CHINA, SHORTY, EBONY (D44,D45)	510
	085330-01-703	EA RING & HALF CLAMPS-TOILET	385310048
	085330-01-704	EA KIT, TEFLON & RUBBER SEALS	385316140
	085330-01-707	EA SPRING CARTRIDGE ASM-TOILET	381236096
	085330-01-709	EA KIT-WATER VALVE	385314349
	085330-01-710	EA KIT-DRAIN PLUG & CAP W/SEAL	385316142
	085330-01-716	EA FLOOR FLANGE 3" MPT	390346056
	085330-01-717	EA BOLT MOUNTING PKG W/SEAL	3853100-64
	085330-01-719	EA VACUUM BREAKER-W/HANDSPRAY	319055
	085330-04-700	EA VACUUM BREAKER FOR HANDSPRAY	230325
	110758-01-700	EA SEAT ASM (EBONY)	341767
	110758-01-701	EA HAND SPRAY UNIT	341770
	110758-01-702	EA BALL, SHAFT & CARTRIDGE KIT	310177
	110758-01-703	EA PEDAL COVER KIT	310175
	110758-01-704	EA BASE KIT	310169
	110758-01-705	EA PEDESTAL COVER KIT	310173
	063641-01-000	EA FLANGE-CLOSET, 4" X 3"	
10	085278-01-000	EA HOLDER-TOILET PAPER, RECESSED - BRASS	
11	106161-01-000	EA BAR-TOWEL, 18" - ALMOND & BRASS (D21,D22,D23)	
11	110763-01-000	EA BAR-TOWEL 18", BRASS/BLACK (D44,D45)	
12	108736-16-D21	EA DOOR ASM	
12	108736-13-D21	EA COUNTERTOP ASM	
13	108736-13-D22	EA COUNTERTOP ASM	
13	108736-13-D23	EA COUNTERTOP ASM	
13	108736-13-D44	EA COUNTERTOP ASM	
13	108736-18-D45	EA COUNTERTOP ASM	
	088090-33-D45	EA BACKSPLASH-COUNTERTOP, 32 2" LONG	
	088090-34-D45	EA BACKSPLASH-COUNTERTOP, 13 5" LONG	
	028090-35-D45	EA BACKSPLASH-COUNTERTOP, 4.4" LONG	
14	090588-02-C17	EA MIRROR-LAVATORY, W/SAFETY GLASS - 31 7" X 30 7"	
15	106160-01-000	EA RING-TOWEL, ALMOND & BRASS (D21,D22,D23)	
15	110764-01-000	EA RING-TOWEL, BRASS/BLACK (D44,D45)	
16	P01658-01-B16	EA CABINET-OVERHEAD, W/O DOORS OR HARDWARE (D21,D22,D23)	
16	P01658-01-D44	EA CABINET-OVERHEAD, W/O DOORS OR HARDWARE (D44 D45)	
	074031-01-000	FT CHANNEL-PILE, FLEX	
	101040-02-000	EA MIRROR-GLASS, FINGER PULL - 10" X 15 6"	
	106159-01-000	EA HOOK-ROBE, SINGLE - ALMOND & BRASS	
	080224-26-000	EA DOOR-FOLDING, 46" X 74" - WOOD - ELKHART REGAL OAK	
	080224-41-000	EA TRACK-DOOR, FOLDING - S CURVE - 30 8" - METAL - OFF WHITE	
	080224-42-000	EA TRACK-DOOR, FOLDING - STRAIGHT - 44 5" - METAL - OFF WHITE	
	080224-50-000	EA DOOR-FOLDING, 36" X 74" - WOOD - ELKHART REGAL OAK	
	090224-01-700	EA LATCH & CATCH ASM (BRN) EVER DE00020	
	080224-01-701	EA CATCH ONLY-DOOR (JAMB) BRN - DE25020	
	080224-01-702	EA ROLLER-FOLDING DOOR, W/CLAMP	
	080224-01-703	EA LATCH & CATCH ASSEMBLY-ALMOND - DE00020AL	
	080224-01-705	EA CATCH ONLY DOOR JAMB (ALMOND) EVER DE25020AL	
	077902-01-000	EA COVER-SKYLIGHT, INSIDE - 15 6" X 22 5" - PLASTIC	
	101537-02-01A	EA CAP-SHOWER, 26 7" X 28 8" - PLASTIC - OFF WHITE	
	080910-01-000	EA COVER-SKYLIGHT, OUTER - 15 25" X 22 25" - PLASTIC	

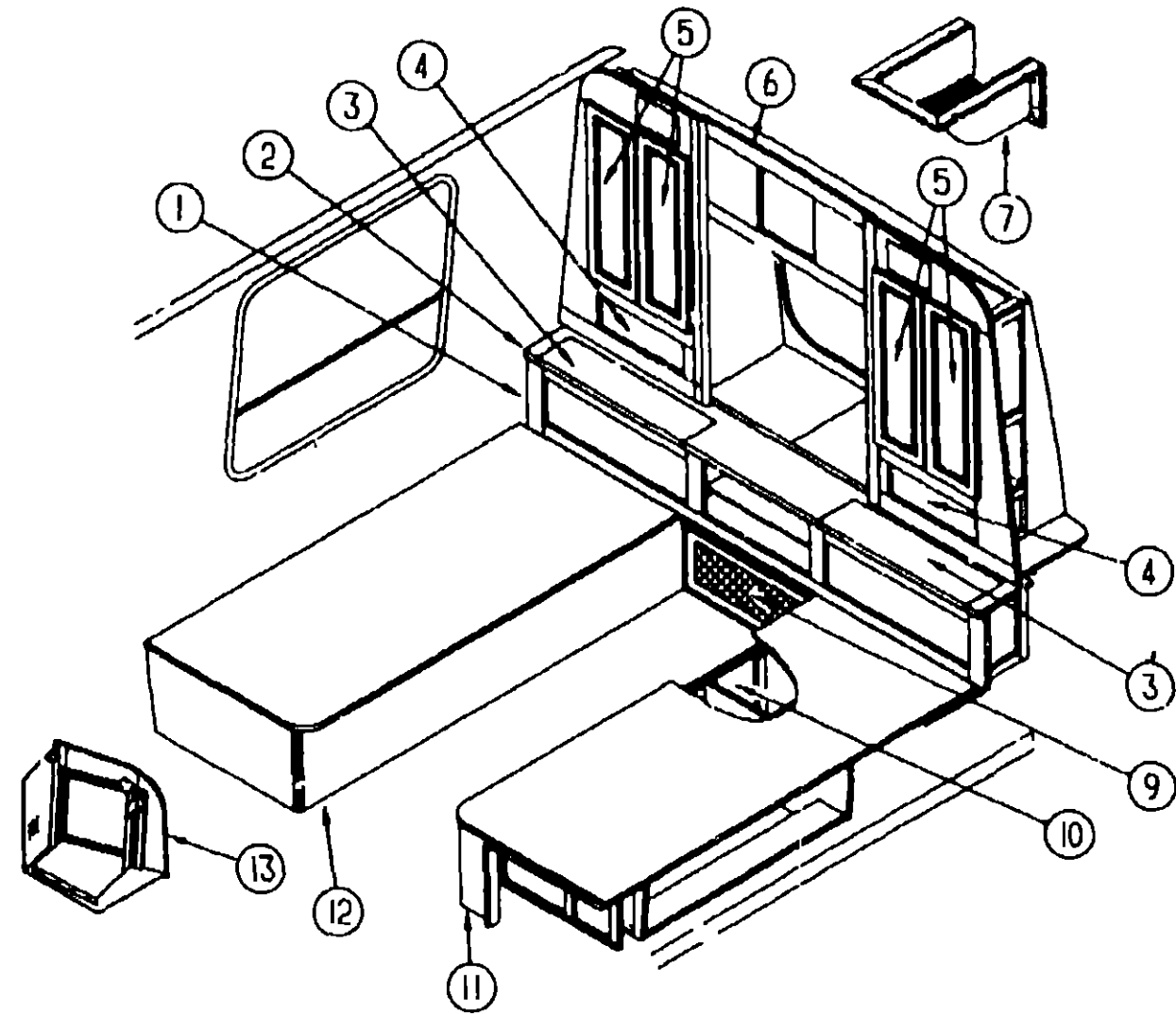
**1993 ELANTE'
TABLE OF CONTENTS**

INTRODUCTION	A-01	A-02
ABBREVIATIONS		A-03
ALPHABETICAL INDEX	A-04	A-06
WCP37RQ	A-07	F-20
WCP33RQ	F-21	L-04

1993 WCP37RQ INDEX

FLOOR PLAN	A-07	A-08
ACCESSORIES		A-09
AUDIO/VIDEO	A-10	A-12
BATH	A-13	A-16
BEDROOM	A-17	A-20
CHASSIS	A-21	B-18
CURTAIN & CUSHION	B-19	C-06
DINETTE	C-07	C-10
DRIVERS COMPARTMENT	C-11	C-20
ELECTRICAL	C-21	D-02
EXTERIOR BODY	D-03	D-10
GALLEY	D-11	D-17
GENERATOR		D-18
HEATING & A/C	D-19	D-22
INTERIOR FINISH	D-23	E-02
LABELS	E-03	E-10
LP		E-11
LOUNGE	E-12	E-13
SEALANTS & FASTENERS	E-14	E-18
WATER & SEWAGE	E-19	E-24
WINDOW, VENT AND		
EXTERIOR DOOR	F-01	F-18
WINDSHIELD/WIPER	F-19	F-20

**BEDROOM GROUP
TWIN BED CABINERY**



KEY	PART NUMBER	U/M	DESCRIPTION
1	P09102-01-D21	EA	CABINET ASM-NIGHTSTAND, TWIN - W/O DOORS OR HARDWARE
1	P09102-01-D22	EA	CABINET ASM-NIGHTSTAND, TWIN - W/O DOORS OR HARDWARE
1	P09102-01-D23	EA	CABINET ASM-NIGHTSTAND, TWIN - W/O DOORS OR HARDWARE
1	P09102-02-D45	EA	CABINET ASM-NIGHTSTAND, TWIN - W/O DOORS OR HARDWARE (D44,D45)
2	109102-12-D21	EA	COUNTERTOP ASM
2	109102-12-D22	EA	COUNTERTOP ASM
2	109102-12-D23	EA	COUNTERTOP ASM
2	109102-17-D45	EA	COUNTERTOP ASM (D44,D45)
3	109102-13-D21	EA	DOOR-NIGHTSTAND, W/O HARDWARE
3	109102-13-D22	EA	DOOR-NIGHTSTAND, W/O HARDWARE
3	109102-13-D23	EA	DOOR-NIGHTSTAND, W/O HARDWARE
3	109102-18-D45	EA	DOOR-NIGHTSTAND, W/O HARDWARE (D44,D45)
4	093606-04-000	EA	MIRROR BEVELED, 6 2" X 17.7"
5	P04536-10-C17	EA	DOOR-CABINET, W/O HARDWARE - 10" X 29 5"
6	M05874-01-D21	EA	CABINET ASM-SHIRT CLOSET/OVERHEAD, STANDARD
6	M05874-01-D22	EA	CABINET ASM-SHIRT CLOSET/OVERHEAD, STANDARD
6	M05874-01-D23	EA	CABINET ASM-SHIRT CLOSET/OVERHEAD, STANDARD
6	M05874-01-D44	EA	CABINET ASM-SHIRT CLOSET/OVERHEAD, STANDARD (D44,D45)
6	M05874-02-D21	EA	CABINET ASM-SHIRT CLOSET/OVERHEAD, RADIO
6	M05874-02-D22	EA	CABINET ASM-SHIRT CLOSET/OVERHEAD, RADIO
6	M05874-02-D23	EA	CABINET ASM-SHIRT CLOSET/OVERHEAD, RADIO
6	M05874-02-D44	EA	CABINET ASM-SHIRT CLOSET/OVERHEAD, RADIO (D44,D45)
	109103-12-D21	EA	COUNTERTOP ASM
	109103-12-D22	EA	COUNTERTOP ASM
	109103-12-D23	EA	COUNTERTOP ASM
	109103-40-D45	EA	COUNTERTOP ASM (D44,D45)
7	P08144-01-C17	EA	CABINET ASM-COVER, A/C DUCT
9	P00523-18-C17	EA	DOOR-CABINET, W/O HARDWARE - 12 8" X 17.7"
	072369-34-000	EA	MESH EXPANDED, 18 3" X 5 8" - BRONZE
10	P00523-18-D21	EA	DOOR-CABINET, W/O HARDWARE - 12 8" X 17 7"
11	P06084-01-C17	EA	CABINET-TWIN BED, W/O DOORS OR HARDWARE - U S
11	P09265-02-D21	EA	CABINET-TWIN BED, W/O DOORS OR HARDWARE - CANADIAN
11	P09265-03-D21	EA	CABINET-TWIN BED, W/O DOORS OR HARDWARE - US - 50 AMP SERVICE
12	P06019-01-C17	EA	CABINET-TWIN BED, W/O DOORS OR HARDWARE - US & CANADIAN
13	108694-01-D21	EA	CABINET-OVERHEAD TV, W/O DOORS OR HARDWARE
	101407-01-000	EA	SHELF-SUPPORT, TV BACK W/SIDE BRACKETS - STEEL
	108903-01-000	EA	SHELF ASM-SUPPORT, TV, REAR
	084451-01-000	EA	CATCH-TV SHELF, BRASS
	109103-35-D21	EA	COVER ASM-SPEAKER

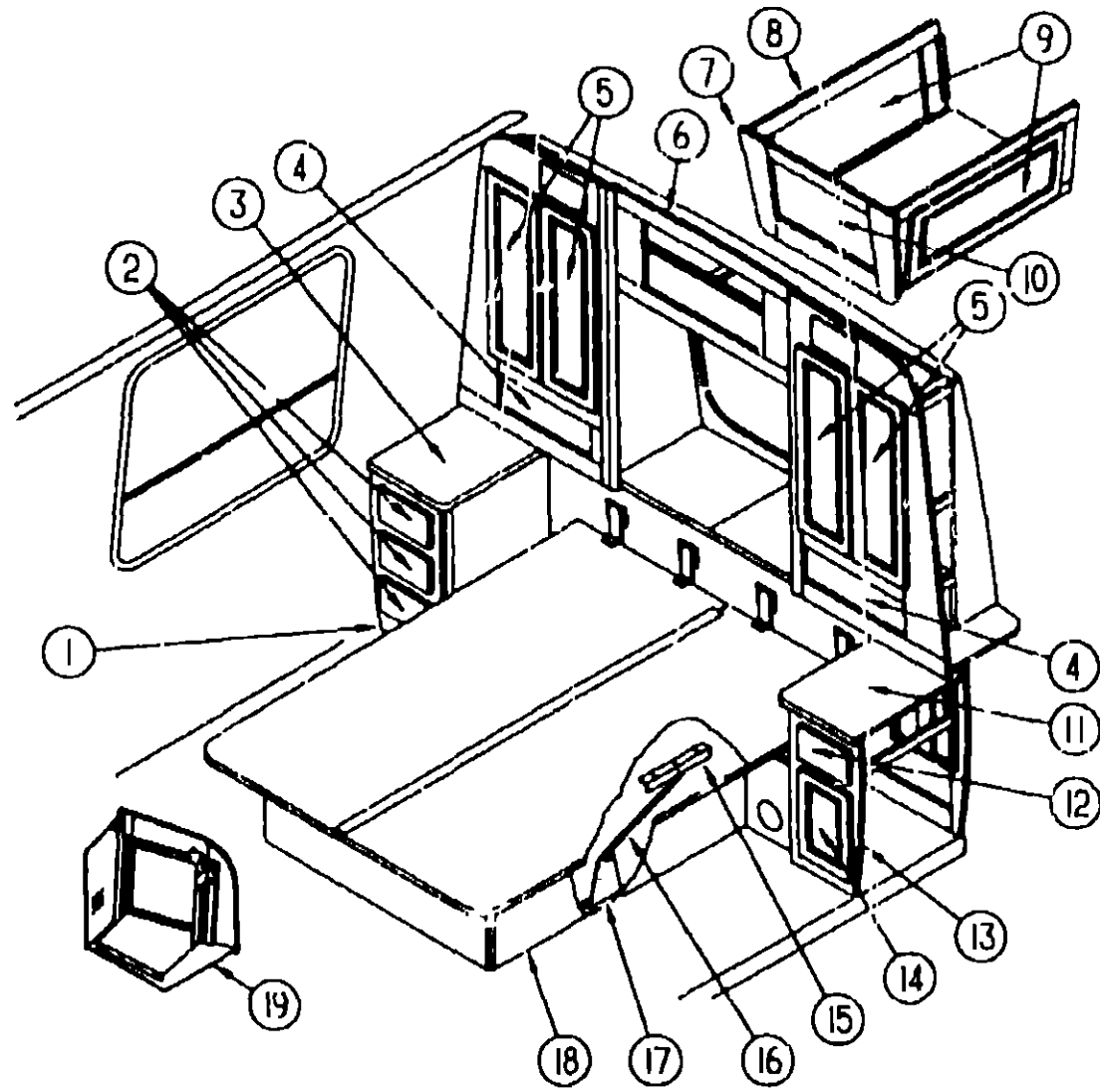
**1993 ELANTE'
TABLE OF CONTENTS**

INTRODUCTION	A-01 -	A-02
ABBREVIATIONS		A-03
ALPHABETICAL INDEX	A-04 -	A-06
WCP37RQ	A-07 -	F-20
WCP33RQ	F-21 -	L-04

1993 WCP37RQ INDEX

FLOOR PLAN	A-07 -	A-08
ACCESSORIES		A-09
AUDIO/VIDEO	A-10 -	A-12
BATH	A-13 -	A-16
BEDROOM	A-17 -	A-20
CHASSIS	A-21 -	B-18
CURTAIN & CUSHION	B-19 -	C-06
DINETTE	C-07 -	C-10
DRIVERS COMPARTMENT	C-11 -	C-20
ELECTRICAL	C-21 -	D-02
EXTERIOR BODY	D-03 -	D-10
GALLEY	D-11 -	D-17
GENERATOR		D-18
HEATING & A/C	D-19 -	D-22
INTERIOR FINISH	D-23 -	E-02
LABELS	E-03 -	E-10
LP		E-11
LOUNGE	E-12 -	E-13
SEALANTS & FASTENERS	E-14 -	E-18
WATER & SEWAGE	E-19 -	E-24
WINDOW, VENT AND		
EXTERIOR DOOR	F-01 -	F-18
WINDSHIELD/WIPER	F-19 -	F-20

**BEDROOM GROUP CONTINUED
QUEEN BED CABINERY**



KEY	PART NUMBER	U/M DESCRIPTION
1	P09298-01-D21	EA CABINET-NIGHTSTAND, W/O DRAWER OR HARDWARE
1	P09298-01-D22	EA CABINET-NIGHTSTAND, W/O DRAWER OR HARDWARE
1	P09298-01-D23	EA CABINET-NIGHTSTAND, W/O DRAWER OR HARDWARE
1	P09298-02-D45	EA CABINET-NIGHTSTAND, W/O DRAWER OR HARDWARE (D44,D45)
2	P07104-P2-C17	EA DRAWER-CABINET, W/O HARDWARE - 6 1" X 10 6" FACE
3	109298-12-D21	EA COUNTERTOP ASM
3	109298-12-D22	EA COUNTERTOP ASM
3	109298-12-D23	EA COUNTERTOP ASM
3	109298-13-D45	EA COUNTERTOP ASM (D44,D45)
4	093606-04-000	EA MIRROR-BEVELED, 6 2" X 17 7"
5	P04536-10-C17	EA DOOR-CABINET, W/O HARDWARE - 10" X 29 5"
6	M05874-01-D21	EA CABINET ASM-SHIRT CLOSET/OVERHEAD, STANDARD
6	M05874-01-D22	EA CABINET ASM-SHIRT CLOSET/OVERHEAD, STANDARD
6	M05874-01-D23	EA CABINET ASM-SHIRT CLOSET/OVERHEAD, STANDARD
6	M05874-01-D44	EA CABINET ASM-SHIRT CLOSET/OVERHEAD, STANDARD (D44,D45)
6	M05874-02-D21	EA CABINET ASM-SHIRT CLOSET/OVERHEAD, RADIO
6	M05874-02-D22	EA CABINET ASM-SHIRT CLOSET/OVERHEAD, RADIO
6	M05874-02-D23	EA CABINET ASM-SHIRT CLOSET/OVERHEAD, RADIO
6	M05874-02-D44	EA CABINET ASM-SHIRT CLOSET/OVERHEAD, RADIO (D44,D45)
5	109103-12-D21	EA COUNTERTOP ASM
	109103-12-D22	EA COUNTERTOP ASM
	109103-12-D23	EA COUNTERTOP ASM
	109103-40-D45	EA COUNTERTOP ASM (D44,D45)

KEY	PART NUMBER	U/M DESCRIPTION
7	091738-01-Y21	EA END CAP-CABINET, ISLAND
8	M05067-06-C17	EA CABINET ASM. - ISLAND CABINET
9	P0C970-05-C17	EA DOOR-CABINET, W/O HARDWARE - 29 1" X 12"
10	093606-06-000	EA MIRROR-BEVELED, 10 6" X 19 5"
11	109299-12-D21	EA COUNTERTOP-NIGHTSTAND
11	109299-12-D22	EA COUNTERTOP-NIGHTSTAND
11	109299-12-D23	EA COUNTERTOP-NIGHTSTAND
11	109299-13-D45	EA COUNTERTOP-NIGHTSTAND (D44,D45)
12	P07104-P1-C17	EA DRAWER-CABINET, W/O HARDWARE - 6 1" X 10 6" FACE
13	P09299-01-D21	EA CABINET-NIGHTSTAND, W/O DOOR, DRAWER OR HARDWARE - U S
13	P09299-01-D22	EA CABINET-NIGHTSTAND, W/O DOOR, DRAWER OR HARDWARE - U S
13	P09299-01-D23	EA CABINET-NIGHTSTAND, W/O DOOR, DRAWER OR HARDWARE - U S.
13	P09299-04-D45	EA CABINET-NIGHTSTAND, W/O DOOR, DRAWER OR HARDWARE - U S (D44,D45)
13	P09299-03-D21	EA CABINET-NIGHTSTAND, (W/50 AMP SERVICE)W/O DOOR, DRAWER OR HARDWARE
13	P09299-03-D22	EA CABINET-NIGHTSTAND, (W/50 AMP SERVICE)W/O DOOR, DRAWER OR HARDWARE
13	P09299-03-D23	EA CABINET-NIGHTSTAND, (W/50 AMP SERVICE)W/O DOOR, DRAWER OR HARDWARE
13	P09299-05-D45	EA CABINET-NIGHTSTAND, (W/50 AMP SERVICE)W/O DOOR, DRAWER OR HARDWARE (D44,D45)
13	P09299-02-D21	EA CABINET-NIGHTSTAND, W/O DOOR, DRAWER OR HARDWARE - CANADIAN FROM 00-00-00 THRU 09-16-92
13	P09299-02-D22	EA CABINET-NIGHTSTAND, W/O DOOR, DRAWER OR HARDWARE - CANADIAN FROM 00-00-00 THRU 09-16-92
13	P09299-02-D23	EA CABINET-NIGHTSTAND, W/O DOOR, DRAWER OR HARDWARE - CANADIAN FROM 00-00-00 THRU 09-16-92
13	P09299-01-D21	EA CABINET-NIGHTSTAND, W/O DOOR, DRAWER OR HARDWARE - CANADIAN FROM 09-17-92 THRU 99-99-99
13	P09299-01-D22	EA CABINET-NIGHTSTAND, W/O DOOR, DRAWER OR HARDWARE - CANADIAN FROM 09-17-92 THRU 99-99-99
13	P09299-01-D23	EA CABINET-NIGHTSTAND, W/O DOOR, DRAWER OR HARDWARE - CANADIAN FROM 09-17-92 THRU 99-99-99
14	P00523-95-C17	EA DOOR-CABINET, W/O HARDWARE - 10 8" X 14 4" (D21,D22,D23)
14	P00523-C8-D44	EA DOOR-CABINET, W/O HARDWARE - 17 9" X 13 4" (D44,D45)
14	P00523-C8-D21	EA DOOR-CABINET, (W/50 AMP SERVICE) W/O HARDWARE - 17 9" X 13 4"
15	089025-01-000	EA SUPPORT-SPRING, TO BED - ANGLE 1 5" X 11 8" LONG - STEEL
16	057460-04-000	EA GAS SPRING
17	089024-01-000	EA SUPPORT-SPRING, TO FLOOR - 5 9" WIDE BASE X 7" HIGH STEEL
18	P09264-01-D21	EA CABINET ASM - QUEEN BED
19	108694-01-D21	EA CABINET-OVERHEAD TV, W/O DOORS OR HARDWARE
	101407-01-000	EA SHELF-SUPPORT, TV BACK W/SIDE BRACKETS - STEEL
	108694-01-000	EA SHELF ASM-SUPPORT, TV, REAR
	109103-35-D21	EA COVER ASM-SPEAKER
	088199-02-Y12	EA HINGE-BED, TOP LIFT - METAL - BEIGE
	107386-01-01A	EA STILE-DOOR W/PULL 1125 - STANLEY 4057 C GOLD
	107387-01-01A	EA RAIL-DOOR, BY-PASS 408 - STANLEY 4058 C GOLD
	107388-01-01A	EA TRACK-BOTTOM, BY-PASS 860 - STANLEY 4044 C GOLD
	107389-01-01A	EA TRACK-TOP, BY-PASS 860 - STANLEY 4002 C GOLD
	107390-01-000	EA HANGER-CORNER CONNECTION - STANLEY 4051(PAIR)
	107391-01-000	EA GUIDE-BOTTOM, BY-PASS - STANLEY 4053(PAIR)
	107392-01-000	EA STRAP-RETAINER, BY-PASS DOOR - PLASTIC

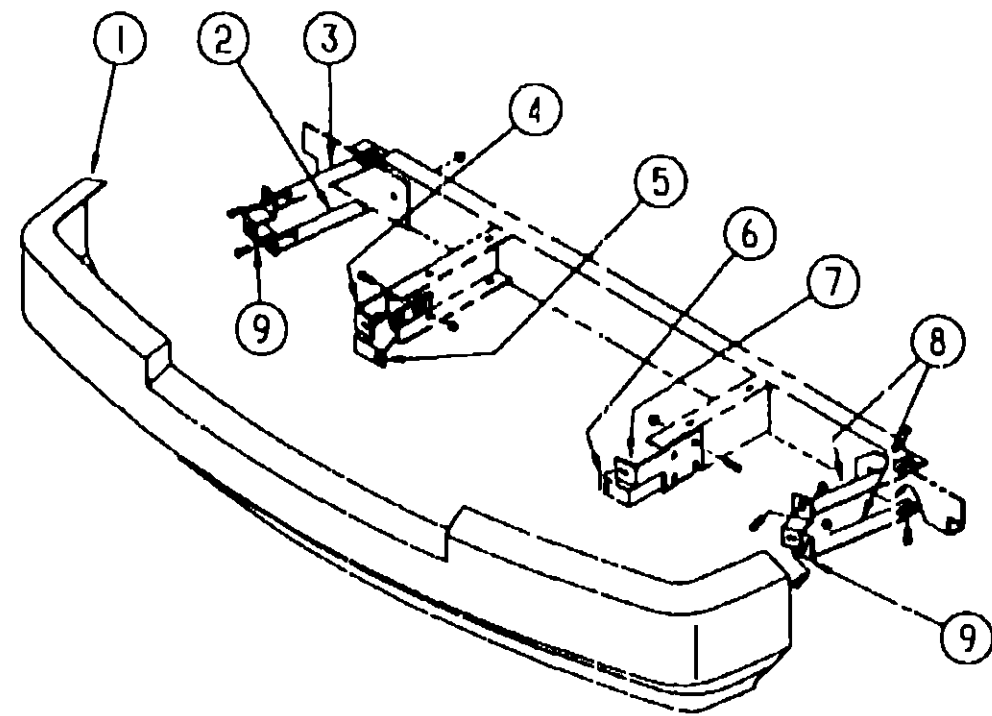
**1993 ELANTE'
TABLE OF CONTENTS**

INTRODUCTION	A-01 -	A-02
ABBREVIATIONS		A-03
ALPHABETICAL INDEX	A-04 -	A-06
WCP37RQ	A-07 -	F-20
WCP33RQ	F-21 -	L-04

1993 WCP37RQ INDEX

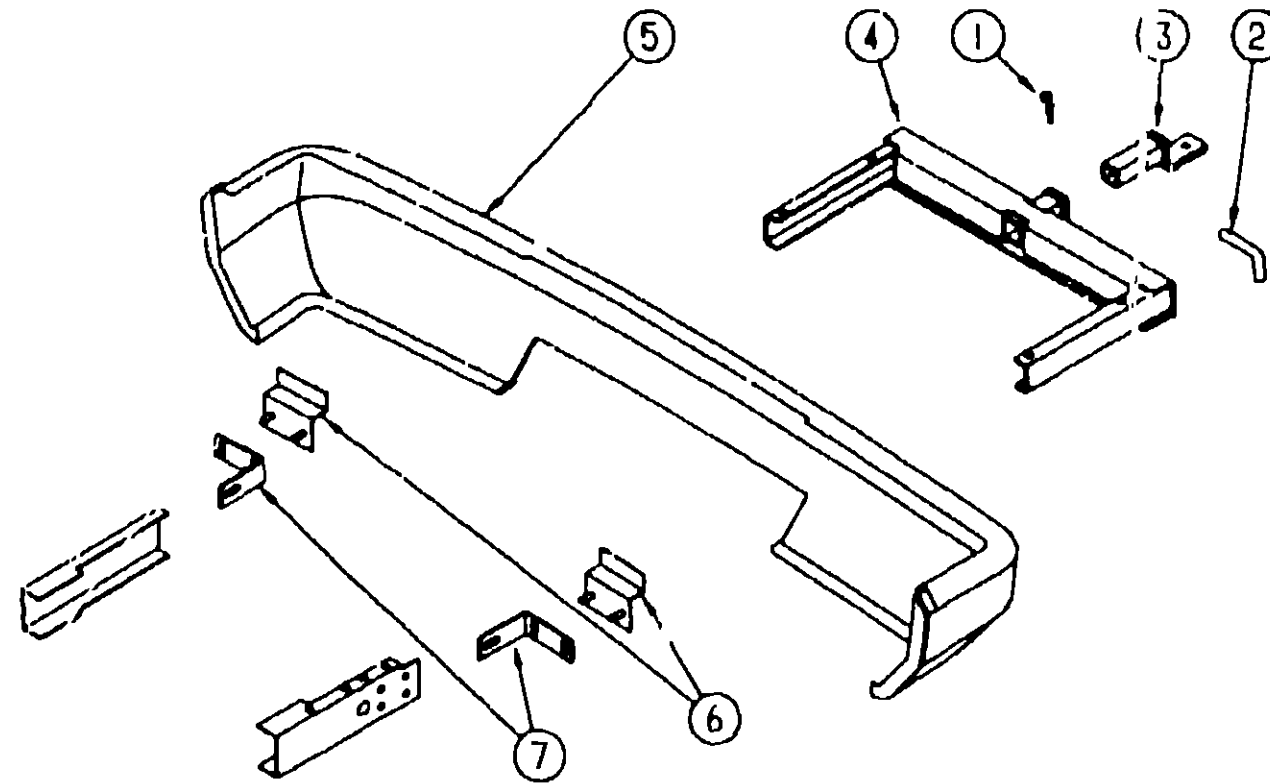
FLOOR PLAN	A-07 -	A-08
ACCESSORIES		A-09
AUDIO/VIDEO	A-10 -	A-12
BATH	A-13 -	A-16
BEDROOM	A-17 -	A-20
CHASSIS	A-21 -	B-18
CURTAIN & CUSHION	B-19 -	C-06
DINETTE	C-07 -	C-10
DRIVERS COMPARTMENT	C-11 -	C-20
ELECTRICAL	C-21 -	D-02
EXTERIOR BODY	D-03 -	D-10
GALLEY	D-11 -	D-17
GENERATOR		D-18
HEATING & A/C	D-19 -	D-22
INTERIOR FINISH	D-23 -	E-02
LABELS	E-03 -	E-10
LP		E-11
LOUNGE	E-12 -	E-13
SEALANTS & FASTENERS	E-14 -	E-18
WATER & SEWAGE	E-19 -	E-24
WINDOW, VENT AND		
EXTERIOR DOOR	F-01 -	F-18
WINDSHIELD/WIPER	F-19 -	F-20

CHASSIS GROUP



FRONT BUMPER

CHASSIS GROUP (CONTINUED)



REAR BUMPER & HITCH

1993 ELANTE' TABLE OF CONTENTS

INTRODUCTION	A-01	A-02
ABBREVIATIONS		A-03
ALPHABETICAL INDEX	A-04	A-06
WCP37RQ	A-07	F-20
WCP33RQ	F-21	L-04

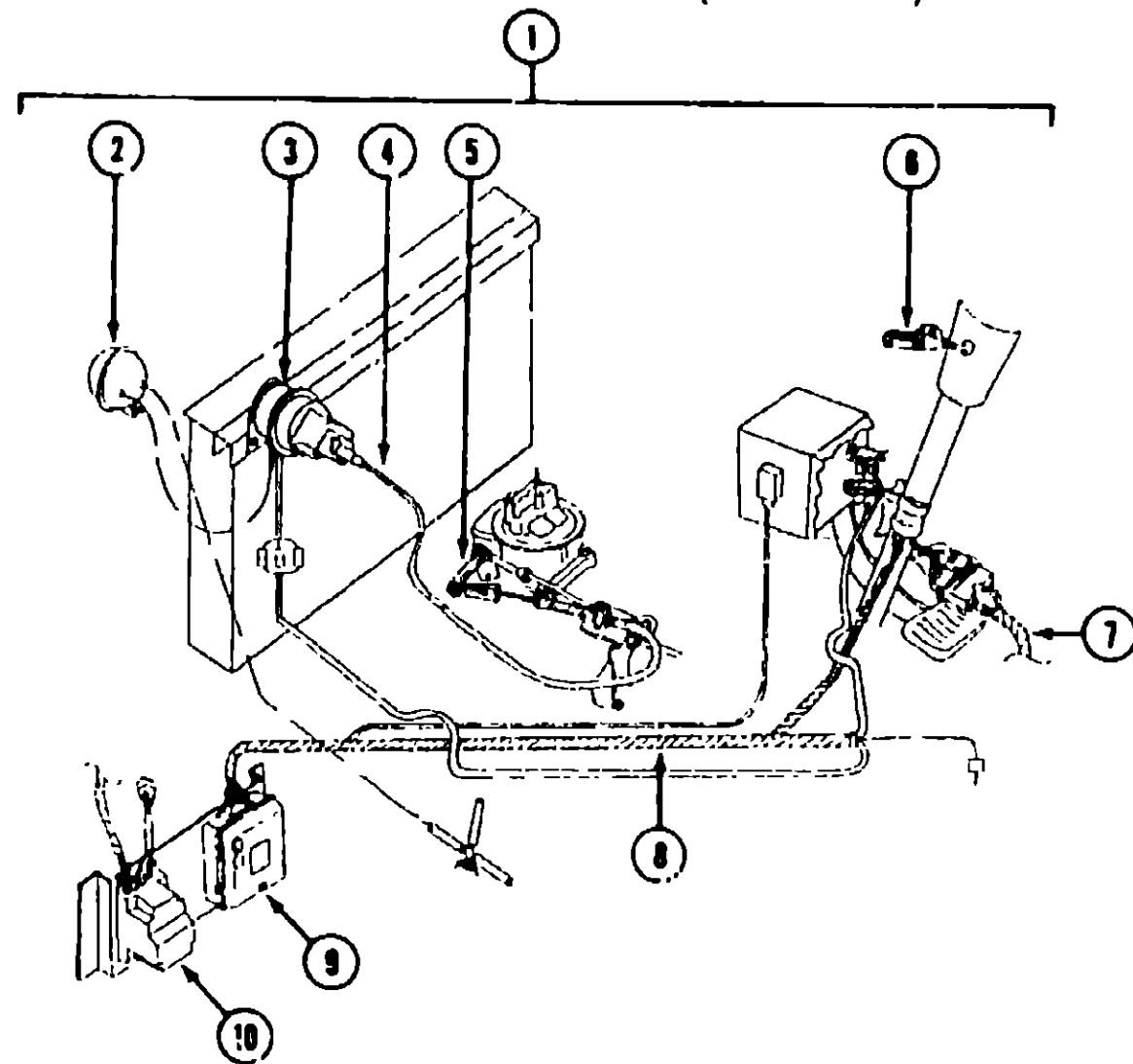
1993 WCP37RQ INDEX

FLOOR PLAN	A-07	A-08
ACCESSORIES		A-09
AUDIO/VIDEO	A-10	A-12
BATH	A-13	A-16
BEDROOM	A-17	A-20
CHASSIS	A-21	B-18
CURTAIN & CUSHION	B-19	C-06
DINETTE	C-07	C-10
DRIVERS COMPARTMENT	C-11	C-20
ELECTRICAL	C-21	D-02
EXTERIOR BODY	D-03	D-10
GALLEY	D-11	D-17
GENERATOR		D-18
HEATING & A/C	D-19	D-22
INTERIOR FINISH	D-23	E-02
LABELS	E-03	E-10
LP		E-11
LOUNGE	E-12	E-13
SEALANTS & FASTENERS	E-14	E-18
WATER & SEWAGE	E-19	E-24
WINDOW, VENT AND		
EXTERIOR DOOR	F-01	F-18
WINDSHIELD/WIPER	F-19	F-20

KEY	PART NUMBER	U/M DESCRIPTION
1	M95613-01-C17	EA BUMPER FRONT, COMPLETE W/BUMPER END CAPS (FILLER CAPS), BUFF
	096852-01-03A	EA END CAP-BUMPER, FRONT - PASSENGER - PLASTIC - BUFF
	M96852-01-03A	EA END CAP-BUMPER, FRONT - SET OF 1 DRIVER & 1 PASSENGER
	096852-02-03A	EA END CAP-BUMPER, FRONT - DRIVER - PLASTIC - BUFF
2	077854-01-000	EA BRACE-FRONT BUMPER, LOWER PASS - 14 5" X 2" - METAL - BLK
3	077854-02-000	EA BRACE-FRONT BUMPER, LOWER PASS - 14 5" X 2" - METAL - BLK
4	086140-03-000	EA SUPPORT-FRONT BUMPER, PASS SIDE - 9 1" X 4" - STEEL
5	095802-01-000	EA FOG LAMP BRACKET - PASSENGER SIDE
6	095802-02-000	EA FOG LAMP BRACKET - DRIVER SIDE
7	086140-04-000	EA SUPPORT-FRONT BUMPER, DR SIDE - 9 1" X 4" - STEEL
8	077854-02-000	EA BRACE-FRONT BUMPER, UPPER & LOWER DR SIDE - 14 5" X 2" - METAL - BLK
9	103922-01-000	EA BRACKET-BUMPER
		FROM 00-00-00 THRU 07-12-92
9	106720-02-000	EA BRACKET-BUMPER
		FROM 07-13-92 THRU 99-99-99

KEY	PART NUMBER	U/M DESCRIPTION
1	034513-01-000	EA PIN-HITCH, 3/16" WIRE
2	024512-01-000	EA PIN-LOCKING, DRAWBAR
3	077613-01-000	EA DRAWBAR-HITCH, TRAILER TOWING
4	077617-01-000	EA HITCH-TRAILER, W/O DRAWBAR
	097744-02-000	EA HOUSING-TRAILER PIN, 48"
	097746-01-000	EA HOUSING CAP-TRAILER PIN
	097745-02-000	EA HOUSING-RECEPTACLE, TRAILER - 48" WIRE LENGTH
5	M94719-01-C17	EA BUMPER-REAR, COMPLETE W/BUMPER END CAPS - PLASTIC - BUFF
6	106720-01-000	EA SUPPORT ANGLE (TO BUMPER)
		FROM 00-00-00 THRU 07-13-92
6	106720-02-000	EA SUPPORT ANGLE (TO BUMPER)
		FROM 07-14-92 THRU 99-99-99
7	096731-03-000	EA SUPPORT ANGLE (TO FRAME)
		FROM 00-00-00 THRU 07-13-92
7	096731-04-000	EA SUPPORT ANGLE (TO FRAME)
		FROM 07-14-92 THRU 99-99-99
	087646-02-000	EA BRACKET ASM-BUMPER PIN
		FROM 00-00-00 THRU 06-22-93
	087646-03-000	EA BRACKET ASM-BUMPER PIN
		FROM 06-23-93 THRU 99-99-99
	086708-03-000	EA BRACKET-BUMPER PIN
	096458-01-04A	EA END CAP-BUMPER, REAR - PASSENGER - PLASTIC - BUFF
	M96458-01-04A	EA END CAP-BUMPER, REAR - SET OF 1 DRIVER & 1 PASSENGER
	096458-02-04A	EA END CAP-BUMPER, REAR - DRIVER - PLASTIC - BUFF

CHASSIS GROUP (CONTINUED)



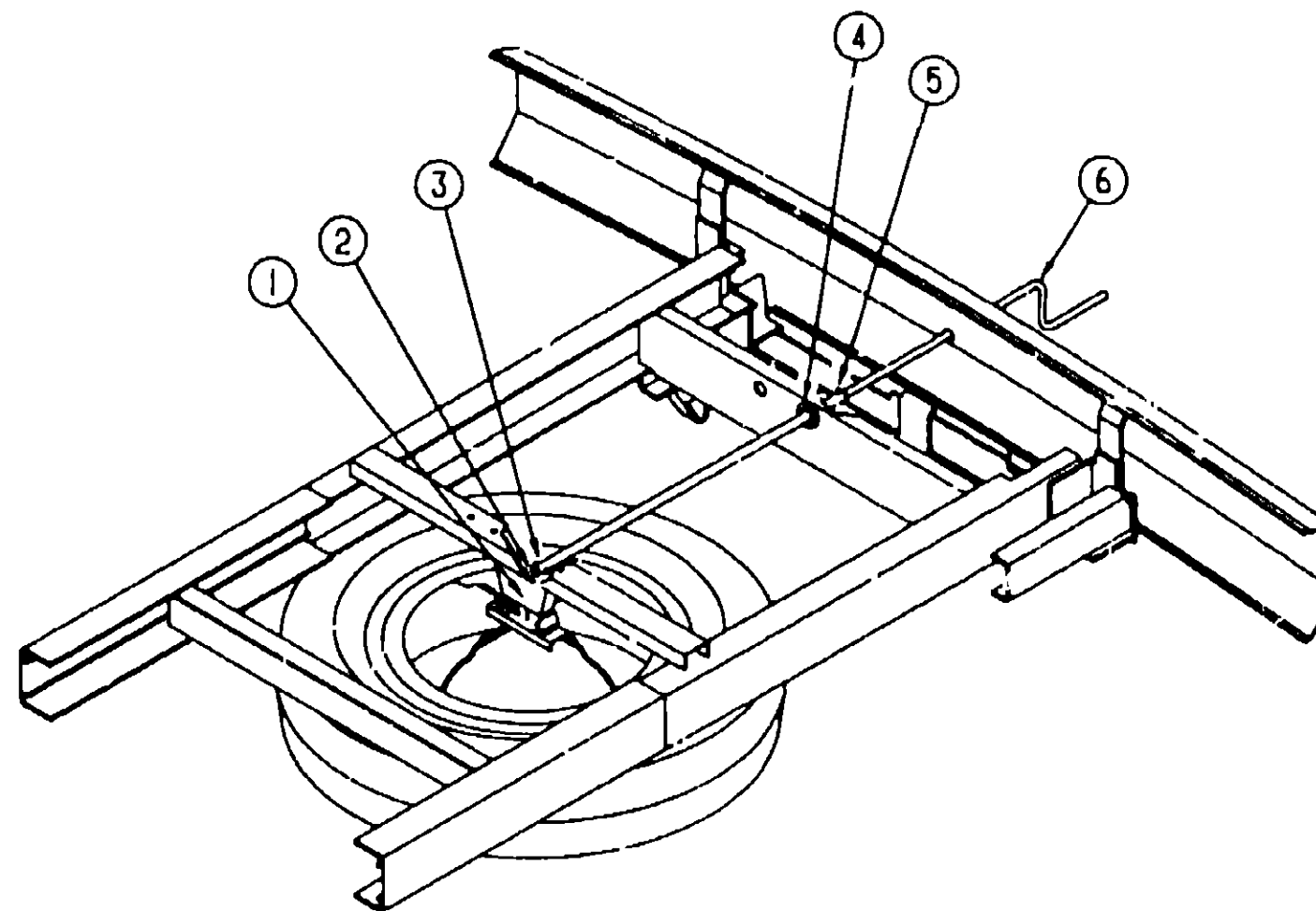
SPEED CONTROL
FROM: 00-00-00 THRU: 10-01-92

KEY	PART NUMBER	U/M	DESCRIPTION	DANA
1	102362-01-000	EA	SPEED CONTROL-CHEVY	DANA 59L-111010B
2	094369-01-705	EA	VACUUM RESERVOIR	DANA 59C-02249
3	094369-01-706	EA	SERVO	DANA 53D-11116-R
4	102362-01-700	EA	CABLE ONLY-REPLACEMENT	DANA 59C-03001
5	102362-01-706	EA	THROTTLE STUD	DANA 59A-02979
6	102362-01-707	EA	CONTROL SWITCH & LEVER ASM	DANA 53D-08X63-F
7	102362-01-703	EA	HARNES ASM-PIVOT SWITCH TO WIPER	DANA 59C-02973
8	102362-01-704	EA	HARNES ASM-MAIN WIRING	DANA 59D-02975
9	102362-01-701	EA	REGULATOR ASM-ELECTRONIC	DANA 57C-08X13-R
10	102362-01-702	EA	WIPER CONTROL MODULE	DANA 66C-00061
	102362-01-705	EA	THROTTLE RETAINER CLIP	DANA 59A-02821
	094863-01-704	EA	HOUSING - 4 PIN	DANA 59C-02291

FROM: 10-02-92 THRU: 99-99-99

KEY	PART NUMBER	U/M	DESCRIPTION	DANA
1	102362-04-000	EA	SPEED CONTROL-CHEVY	DANA 59L-111022B
2	094369-01-705	EA	VACUUM RESERVOIR	DANA 59C-02249
3	094369-01-706	EA	SERVO	DANA 53D-11116-R
4	102362-01-700	EA	CABLE ONLY-REPLACEMENT	DANA 59C-03001
6	102362-01-707	EA	CONTROL SWITCH & LEVER ASM	DANA 53D-08X63-F
7	102362-01-703	EA	HARNES ASM-PIVOT SWITCH TO WIPER	DANA 59C-02973
8	102362-01-704	EA	HARNES ASM-MAIN WIRING	DANA 59D-02975
9	102362-01-701	EA	REGULATOR ASM-ELECTRONIC	DANA 57C-08X13-R
10	102362-01-702	EA	WIPER CONTROL MODULE	DANA 66C-00061
	102362-01-705	EA	THROTTLE RETAINER CLIP	DANA 59A-02821
	094863-01-704	EA	HOUSING - 4 PIN	DANA 59C-02291

CHASSIS GROUP (CONTINUED)



SPARE TIRE COMPONENTS

KEY	PART NUMBER	U/M	DESCRIPTION
1	093267-01-000	EA	HOIST-SPARE TIRE
2	093362-02-000	EA	CHANNEL-TIRE HOIST, 29 1" X 2" - STEEL
3	093375-01-000	EA	EXTENSION-TIRE HOIST
4	071015-11-000	EA	GROMMET
5	035776-01-000	EA	ROLL PIN
6	093376-01-000	EA	HANDLE-CRANK, TIRE HOIST
	105499-01-000	EA	BRACKET-TIRE HOIST
	080208-01-000	EA	LUG WRENCH, 1 06 X 1.00
	080208-02-000	EA	BAR-LEVERAGE, LUG WRENCH

FROM 09-14-92 THRU 99-99-99

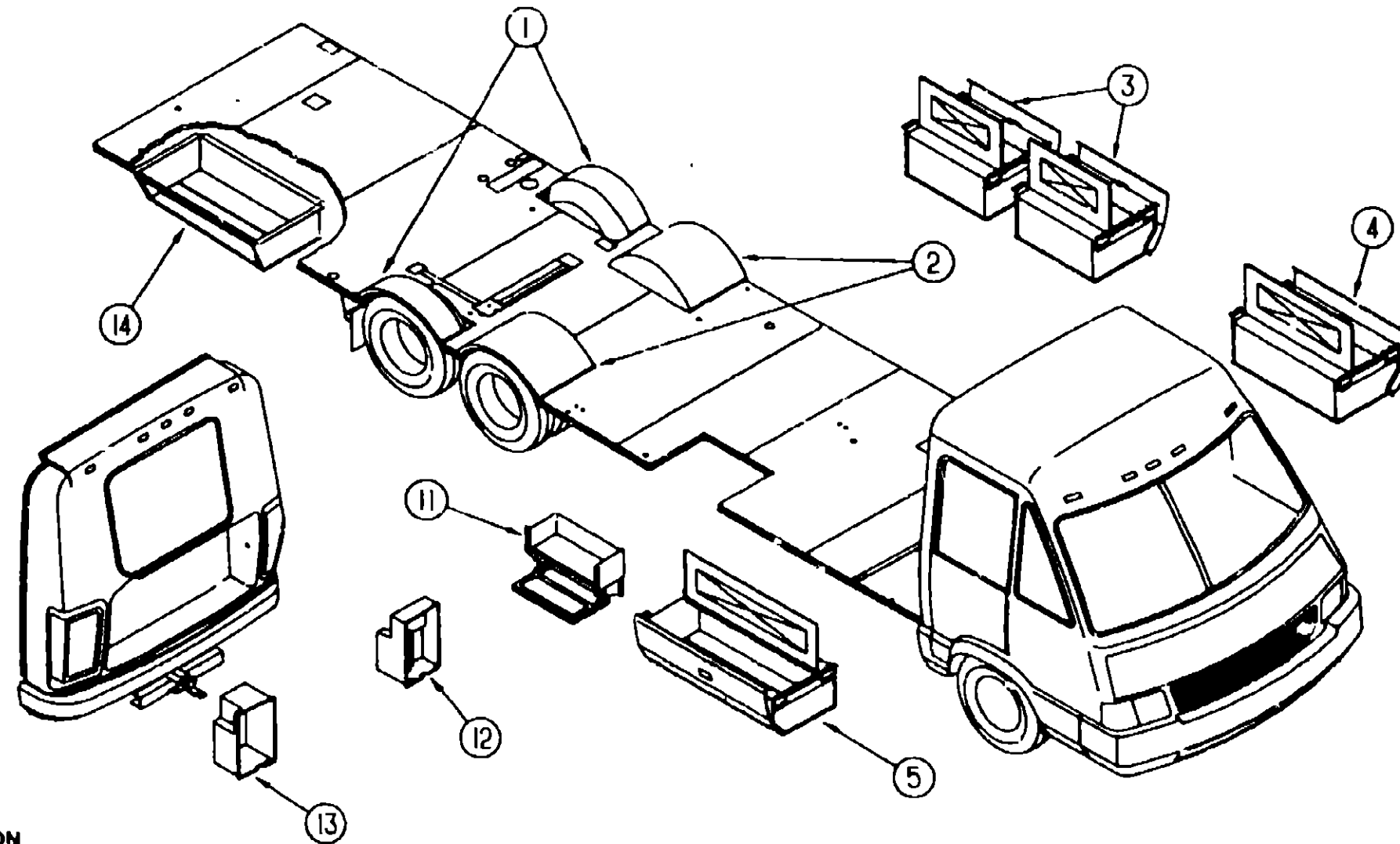
**1993 ELANTE'
TABLE OF CONTENTS**

INTRODUCTION	A-01	A-02
ABBREVIATIONS		A-03
ALPHABETICAL INDEX	F-04	A-06
WCP37RQ	A-07	F-20
WCP33RQ	F-21	L-04

1993 WCP37RQ INDEX

FLOOR PLAN	A-07	A-08
ACCESSORIES		A-09
AUDIO/VIDEO	A-10	A-12
BATH	A-13	A-16
BEDROOM	A-17	A-20
CHASSIS	A-21	B-18
CURTAIN & CUSHION	B-19	C-06
DINETTE	C-07	C-10
DRIVERS COMPARTMENT	C-11	C-20
ELECTRICAL	C-21	D-02
EXTERIOR BODY	D-03	D-10
GALLEY	D-11	D-17
GENERATOR		D-18
HEATING & A/C	D-19	D-22
INTERIOR FINISH	D-23	E-02
LABELS	E-03	E-10
LP		E-11
LOUNGE	E-12	E-13
SEALANTS & FASTENERS	E-14	E-18
WATER & SEWAGE	E-19	E-24
WINDOW, VENT AND		
EXTERIOR DOOR	F-01	F-18
WINDSHIELD/WIPER	F-19	F-20

CHASSIS GROUP (CONTINUED)
STORAGE COMPARTMENTS & WHEELWELLS



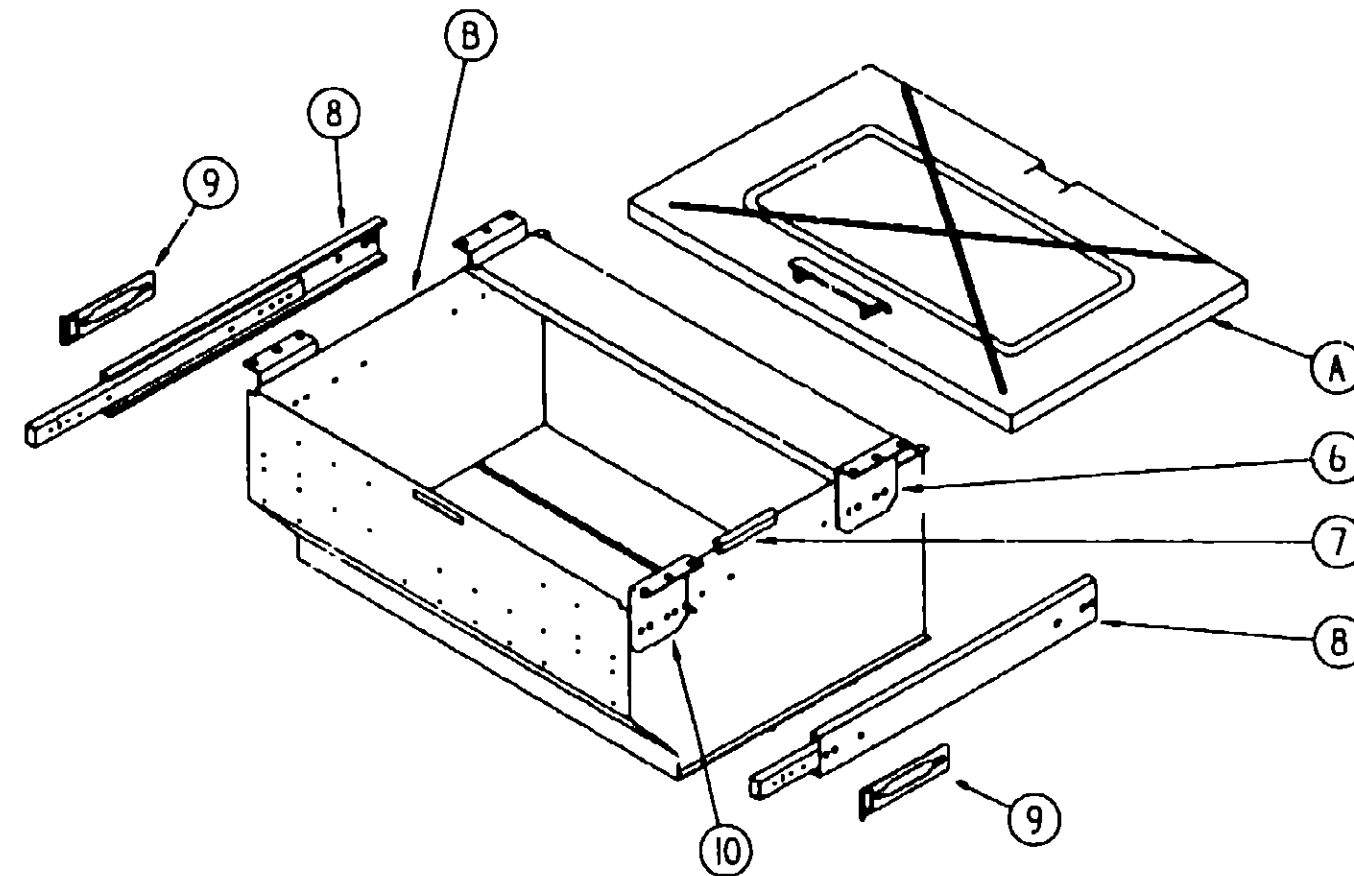
1993 ELANTE'
TABLE OF CONTENTS

INTRODUCTION	A-01 -	A-02
ABBREVIATIONS		A-03
ALPHABETICAL INDEX	A-04 -	A-06
WCP37RQ	A-07 -	F-20
WCP33RQ	F-21 -	L-04

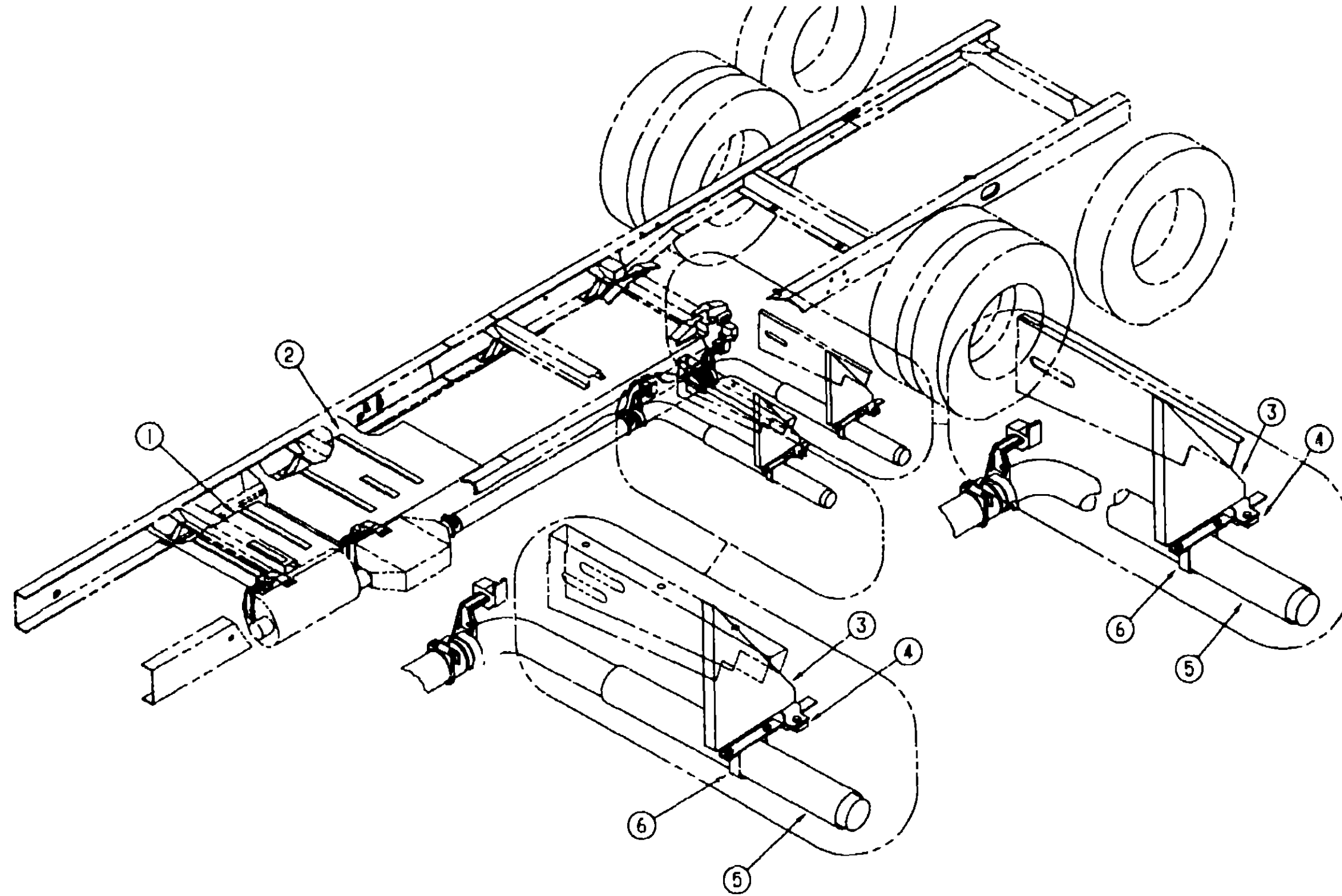
1993 WCP37RQ INDEX

FLOOR PLAN	A-07 -	A-08
ACCESSORIES		A-09
AUDIO/VIDEO	A-10 -	A-12
BATH	A-13 -	A-16
BEDROOM	A-17 -	A-20
CHASSIS	A-21 -	B-18
CURTAIN & CUSHION	B-19 -	C-06
DINETTE	C-07 -	C-10
DRIVERS COMPARTMENT	C-11 -	C-20
ELECTRICAL	C-21 -	D-02
EXTERIOR BODY	D-03 -	D-10
GALLEY	D-11 -	D-17
GENERATOR		D-18
HEATING & A/C	D-19 -	D-22
INTERIOR FINISH	D-23 -	E-02
LABELS	E-03 -	E-10
LP		E-11
LOUNGE	E-12 -	E-13
SEALANTS & FASTENERS	E-14 -	E-18
WATER & SEWAGE	E-19 -	E-24
WINDOW, VENT AND		
EXTERIOR DOOR	F-01 -	F-18
WINDSHIELD/WIPER	F-19 -	F-20

KEY	PART NUMBER	U/M	DESCRIPTION
1	084488 01-000	EA	REAR WHEEL WELL (SINGLE)
2	075758-01-000	EA	REAR WHEEL WELL (DUAL)
3A	101180-04-B16	EA	LID-COMPARTMENT, W/HINGE - 32 8" X 20 9" - PLASTIC - BLACK
	P01005 01-01A	EA	LID-COMPARTMENT, STORAGE - PLASTIC - BLACK - 32 8" X 20 9"
3B	101005-01-000	EA	COMPARTMENT, W/O SLIDE OR HDW - 33 1" X 25 9" - GALV ST
4A	101180-05-B16	EA	LID-COMPARTMENT, W/HINGE - 43 7" X 20 9" - PLASTIC - BLACK
	P01005-02-01A	EA	LID-COMPARTMENT, STORAGE - 43 7" X 20 9" - PLASTIC - BLACK
4B	101006-02-000	EA	COMPARTMENT, W/O SLIDE OR HDW - 44 1" X 25 9" - GALV ST
5A	101180-06-B16	EA	LID-COMPARTMENT, W/HINGE - 55 9" X 20 9" - PLASTIC - BLACK
	P01005-03 01A	EA	LID-COMPARTMENT, STORAGE - 55 9" X 20 9" - PLASTIC - BLACK
5B	101006-03-000	EA	COMPARTMENT, W/O SLIDE OR HDW - 56 2" X 25 9" - GALV ST
6	101015-02-000	EA	BRACKET-SUPPORT
7	102967-01-000	FT	NEOPRENE BULB SEAL
8	092014-01-000	EA	SLIDE-STORAGE COMPARTMENT, 24" EXTENDS TO 48" - METAL
9	101016-01-000	EA	BOLT CATCH BRACKET
10	101017-01 000	EA	BRACKET ASM-SUPPORT
	101015-01-000	EA	BRACKET-SUPPORT
11	094708-01-01A	EA	STEP-ENTRY DOOR ELECTRIC - SINGLE - KWIKEE 2813
	091176 01-000	EA	SUPPORT-BASE-ENTRANCE STEP
12	102312-01-03A	EA	LINER COMPARTMENT, W/SHOWER CUTOUTS - REAR CAP - PASS SIDE
13	109064 01-01A	EA	LINER-COMPARTMENT, W/CUTOUTS - REAR CAP - DRIVERS SIDE
	092985-01-000	EA	BRACKET-POWER CORD
14	085068-01-000	EA	PANEL-COMPARTMENT, STORAGE - 48 8" X 27 2" - GALV. STEEL
	P01974-01-000	EA	COMPARTMENT-IT-SEWER, 51 5" X 35 7" X 9 7" DEEP - METAL
	074762-01-000	EA	PULL-CABINET, 4 8" X 9" - PLASTIC - BLACK
	090604 03-000	EA	TRAY-BATTERY, AUTO - W/TWO HEX NUTS - CHEVY
	090604-06 000	EA	TRAY-BATTERY, AUTO - W/TWO HEX NUTS - FORD



CHASSIS GROUP (CONTINUED)
EXHAUST SYSTEM (CHEVY)



1993 ELANTE'
TABLE OF CONTENTS

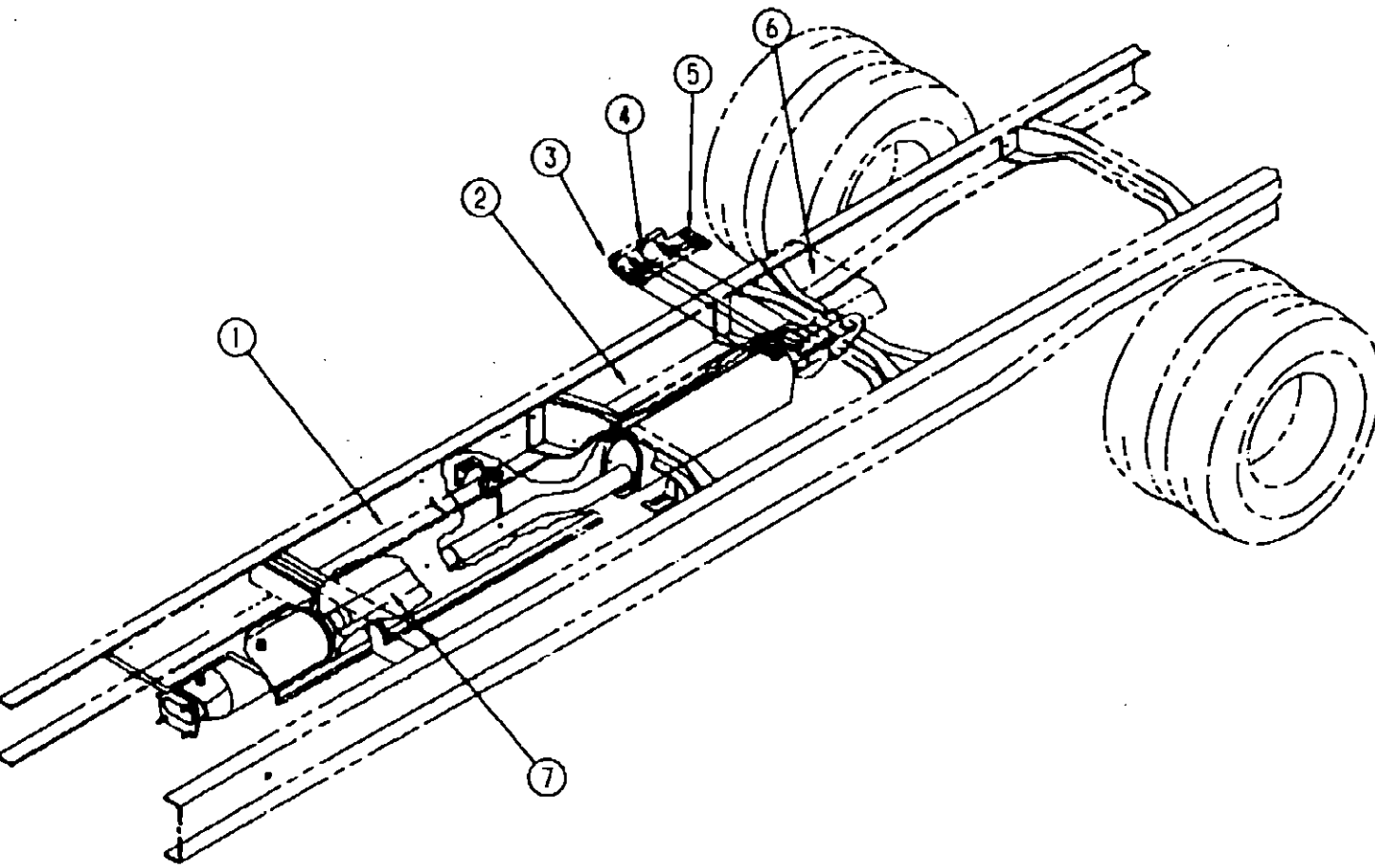
INTRODUCTION	A-01 -	A-02
ABBREVIATIONS		A-03
ALPHABETICAL INDEX	A-04 -	A-06
WCP37RQ	A-07 -	F-20
WCP33RQ	F-21 -	L-04

1993 WCP37RQ INDEX

FLOOR PLAN	A-07 -	A-08
ACCESSORIES		A-09
AUDIO/VIDEO	A-10 -	A-12
BATH	A-13 -	A-16
BEDROOM	A-17 -	A-20
CHASSIS	A-21 -	B-18
CURTAIN & CUSHION	B-19 -	C-06
DINETTE	C-07 -	C-10
DRIVERS COMPARTMENT	C-11 -	C-20
ELECTRICAL	C-21 -	D-02
EXTERIOR BODY	D-03 -	D-10
GALLEY	D-11 -	D-17
GENERATOR		D-18
HEATING & A/C	D-19 -	D-22
INTERIOR FINISH	D-23 -	E-02
LABELS	E-03 -	E-10
LP		E-11
LOUNGE	E-12 -	E-13
SEALANTS & FASTENERS	E-14 -	E-18
WATER & SEWAGE	E-19 -	E-24
WINDOW, VENT AND		
EXTERIOR DOOR	F-01 -	F-18
WINDSHIELD/WIPER	F-19 -	F-20

KEY	PART NUMBER	U/M DESCRIPTION
1	101544-01-000	EA SHIELD HEAT, EXHAUST - 19 7" X 28 9" - STEEL
2	101544-02-000	EA SHIELD-HEAT, EXHAUST - 30" X 28 9" - STEEL
3	101372 01-000	EA HANGER-TAILPIPE, ANGLED - 15 5" X 10 4" - STEEL
4	095190 01-000	EA HANGER-EXHAUST, 4" X 1 4"
5	098599-02-000	EA PIPE-EXHAUST, W/BENDS - 32 8" LONG
6	095223 02-000	EA BRACKET EXHAUST, LOWER - STRAIGHT - W/NUTS
	007125 01 000	EA CLAMP-MUFFLER, 1 62" DIAMETER
	007125 04 000	EA CLAMP-MUFFLER, 1 1" DIA

CHASSIS GROUP (CONTINUED)
EXHAUST SYSTEM (FORD)



KEY	PART NUMBER	U/M DESCRIPTION
1	098795-03-000	EA SHIELD-EXHAUST, CENTER - 49.5" X 19.8" - GALVANIZED STEEL
2	098795-02-000	EA SHIELD-EXHAUST, 35.4" X 19.8" - GALVANIZED STEEL
3	099344-02-000	EA PIPE-EXHAUST, FRONT - 35.8" LONG - FORD
3	099344-03-000	EA PIPE-EXHAUST, FRONT - FORD FROM: 00-00-00 THRU: 04-30-93
4	099345-02-000	EA PIPE-EXHAUST, REAR - 37.1" LONG - FORD FROM: 05-01-93 THRU: 99-99-99
4	099345-03-000	EA PIPE-EXHAUST, REAR - FORD FROM: 00-00-00 THRU: 04-30-93
5	095190-01-000	EA HANGER-EXHAUST, 4" X 1.4"
6	096055-02-000	EA SUPPORT-EXHAUST PIPE, 1" X 15.8" - STEEL
6	099430-01-000	EA SHIELD-EXHAUST REAR, 14" X 9.1" FROM EDGE TO BEND
7	100572-01-000	EA PIPE-EXHAUST, OFFSET - 15.2" LONG - 2.5" ID - FORD
	094918-03-000	EA CLAMP-EXHAUST, 2.5"
	007125-05-000	EA CLAMP-MUFFLER, 2.00" DIAMETER
	007125-07-000	EA CLAMP-MUFFLER, 2.50" DIAMETER
	096054-01-000	EA SUPPORT-EXHAUST PIPE, BENT - 2.6" X .8" - STEEL
	098443-03-000	EA SUPPORT-SHIELD, EXHAUST - 1.5" X 29.2" - STEEL - PRIMED
	098796-01-000	EA SHIELD-EXHAUST, CONVERTOR

CHASSIS GROUP (CONTINUED)
MUD FLAPS

KEY	PART NUMBER	U/M DESCRIPTION
	017516-01-000	EA FLAP-MUD, 14" X 18" - BLACK
	102590-02-000	EA MUD FLAP-FRONT - 3/16 2 PLY BELT
	090097-04-000	EA BRACKET-MUD FLAP, W/WELDNUT - DRIVER - 12.5" X 22.2" - STEEL
	090097-03-000	EA BRACKET-MUD FLAP, W/WELDNUT - PASSENGER - 12.5" X 22.2" - STEEL

TIRES & COMPONENTS

KEY	PART NUMBER	U/M DESCRIPTION
	007324-04-000	EA TIRE - 8R19.5 LRD, MICHELIN XZA
	083425-02-000	EA TIRE-MICHELIN, LT235/85R16 LRE
	083425-05-000	EA TIRE-MICHELIN, LT235/85R16 LRE - XPS RIB
	051377-01-000	EA STEM-VALVE
	051377-05-000	EA STEM-VALVE FROM: 00-00-00 THRU: 10-11-92
	095853-01-000	EA WHEEL-STEEL, 16" X 6" - FORD FROM: 10-12-92 THRU: 99-99-99
	095853-02-000	EA WHEEL-STEEL, 16" X 6" - FORD FROM: 00-00-00 THRU: 08-01-93
	077043-03-000	EA NUT-WHEEL, FORD FROM: 08-02-93 THRU: 99-99-99
	064963-01-000	EA WHEEL-STEEL, 19.5" X 6" - GM
	086243-01-000	EA NUT WHEEL, GM

CHROME WHEEL LINER (CHEVY)

KEY	PART NUMBER	U/M DESCRIPTION
	091209-01-000	EA LINER-WHEEL, 19.5" - SST - SET OF 4 - KAPER 1954-ION
	091209-02-000	EA LINER-WHEEL, 19.5" - SST - SET OF 2 - KAPER 1952R-ION
	091209-01-700	EA LINER-WHEEL, 19.5" FRONT - 10 LUG - CHEVY P-30
	091209-01-701	EA LINER-WHEEL, 19.5" REAR - 10 LUG - CHEVY P-30
	091209-01-702	EA COVER-AXLE, 19.5" FRONT - 10 LUG - CHEVY P-30
	091209-01-703	EA COVER-AXLE, 19.5" REAR - 10 LUG - CHEVY P-30
	091209-01-704	EA COVER-LUG NUT
	077030-02-000	EA EXTENSION-VALVE STEM, 1.25"
	095012-03-000	EA EXTENSION-VALVE STEM, DUAL WHEEL

CHROME WHEEL LINER (FORD)

KEY	PART NUMBER	U/M DESCRIPTION
	091209-08-000	EA LINER-WHEEL, W/INTEGRATED FRONT AXLE COVER - FORD - 16"
	091209-09-000	EA LINER-WHEEL, W/INTEGRATED FRONT AXLE COVER - FORD TAG - 16"
	091209-08-700	EA LINER-WHEEL, 16" FRONT W/AXLE COVER - 10 LUG - FORD
	091209-08-701	EA LINER-WHEEL, 16" REAR - 10 LUG - FORD
	091209-08-702	EA COVER-AXLE, 16" REAR - FORD
	091209-01-704	EA COVER-LUG NUT

CHEVY FRONT SHOCKS

KEY	PART NUMBER	U/M DESCRIPTION
	104993-01-000	EA SHOCK ABSORBER-GAS, P30 FRONT - BILSTEIN B46-1173

JET AIR PARK & LEVEL

KEY	PART NUMBER	U/M DESCRIPTION
	090436-57-000	EA MOUNT-SPRING, LEFT UPPER TAG W/PARK & LEVEL - JET 55883 (CHEVY)
	090436-58-000	EA MOUNT-SPRING, RIGHT UPPER TAG W/PARK & LEVEL - JET 55884 (CHEVY)
	090436-62-000	EA MOUNT-SPRING, LEFT UPPER TAG W/PARK & LEVEL (FORD)
	090436-66-000	EA MOUNT-SPRING, RIGHT UPPER TAG W/PARK & LEVEL - JET 65857 M (FORD)
	090436-54-000	EA COMPRESSOR (2) & TANK ASM-PARK & LEVEL, JET 60804
	090436-07-700	EA COMPRESSOR (ONLY), JET 50701
	090436-07-701	EA SWITCH-AIR PRESSURE, JET 50732
	090436-07-702	EA TANK ONLY ALL MODELS, JET 50703
	090436-55-000	EA WIRING ASM-TWO COMPLETE, PARK & LEVEL - JET 55863

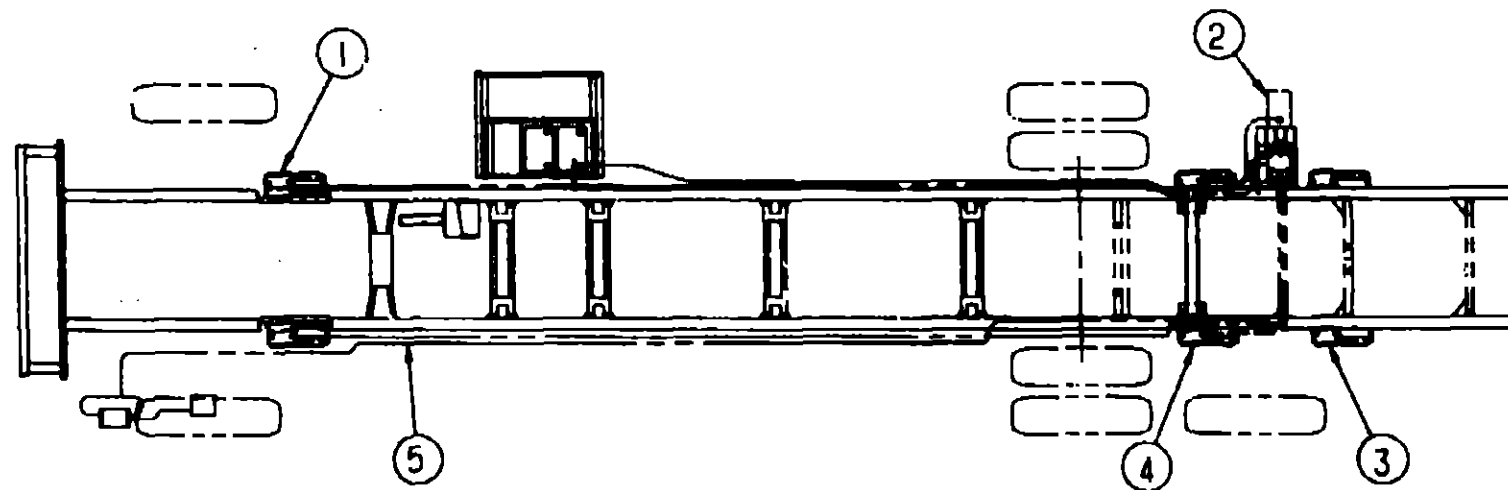
1993 ELANTE'
TABLE OF CONTENTS

INTRODUCTION	A-01 -	A-02
ABBREVIATIONS		A-03
ALPHABETICAL INDEX	A-04 -	A-06
WCP37RQ	A-07 -	F-20
WCP33RQ	F-21 -	L-04

1993 WCP37RQ INDEX

FLOOR PLAN	A-07 -	A-08
ACCESSORIES		A-09
AUDIO/VIDEO	A-10 -	A-12
BATH	A-13 -	A-16
BEDROOM	A-17 -	A-20
CHASSIS	A-21 -	B-18
CURTAIN & CUSHION	B-19 -	C-06
DINETTE	C-07 -	C-10
DRIVERS COMPARTMENT	C-11 -	C-20
ELECTRICAL	C-21 -	D-02
EXTERIOR BODY	D-03 -	D-10
GALLEY	D-11 -	D-17
GENERATOR		D-18
HEATING & A/C	D-19 -	D-22
INTERIOR FINISH	D-23 -	E-02
LABELS	E-03 -	E-10
LP		E-11
LOUNGE	E-12 -	E-13
SEALANTS & FASTENERS	E-14 -	E-18
WATER & SEWAGE	E-19 -	E-24
WINDOW, VENT AND		
EXTERIOR DOOR	F-01 -	F-18
WINDSHIELD/WIPER	F-19 -	F-20

CHASSIS GROUP (CONTINUED)
HWH HYDRAULIC LEVELING SYSTEM



**1993 ELANTE'
TABLE OF CONTENTS**

INTRODUCTION	A-01 -	A-02
ABBREVIATIONS		A-03
ALPHABETICAL INDEX	A-04 -	A-06
WCP37RQ	A-07 -	F-20
WCP33RQ	F-21 -	L-04

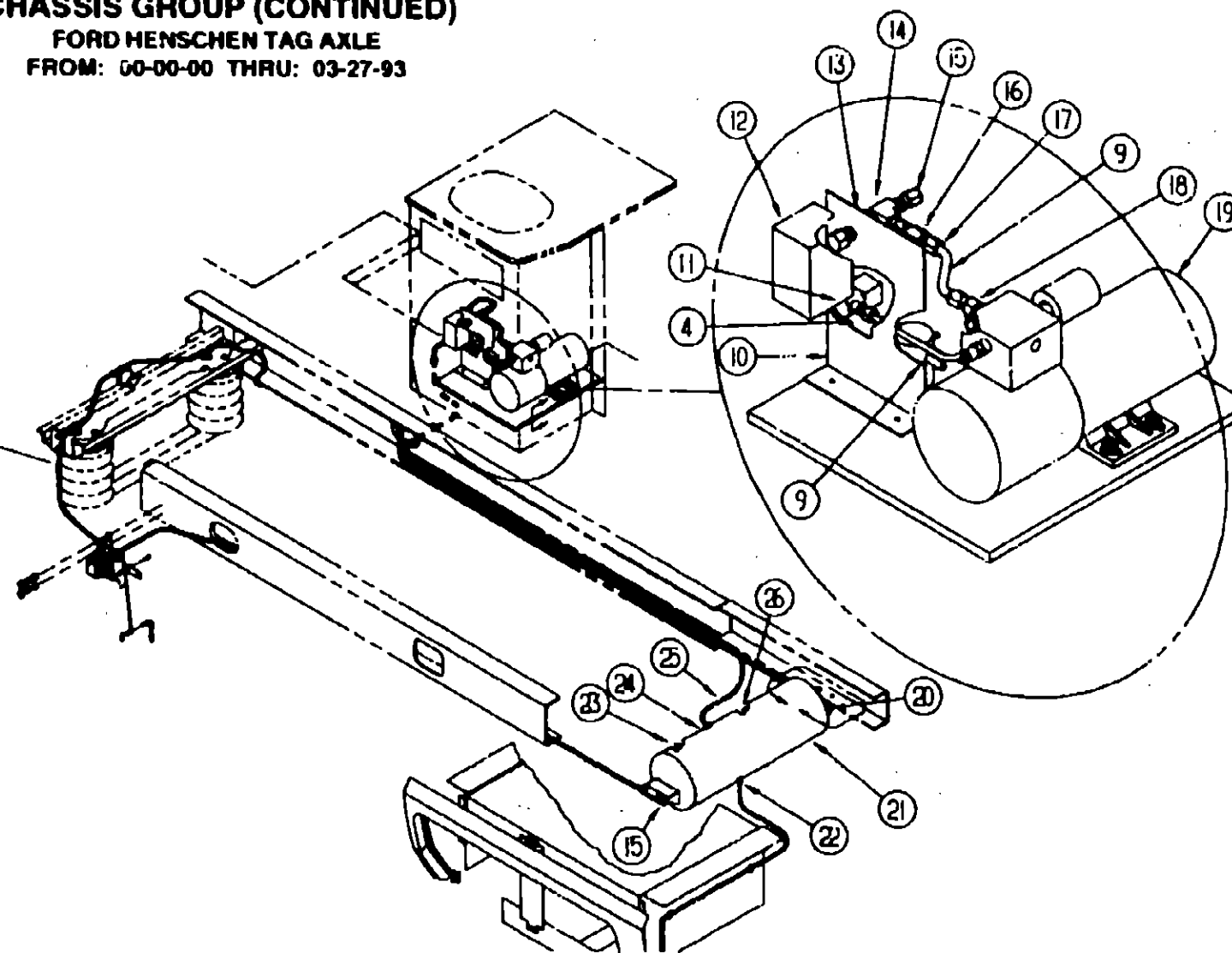
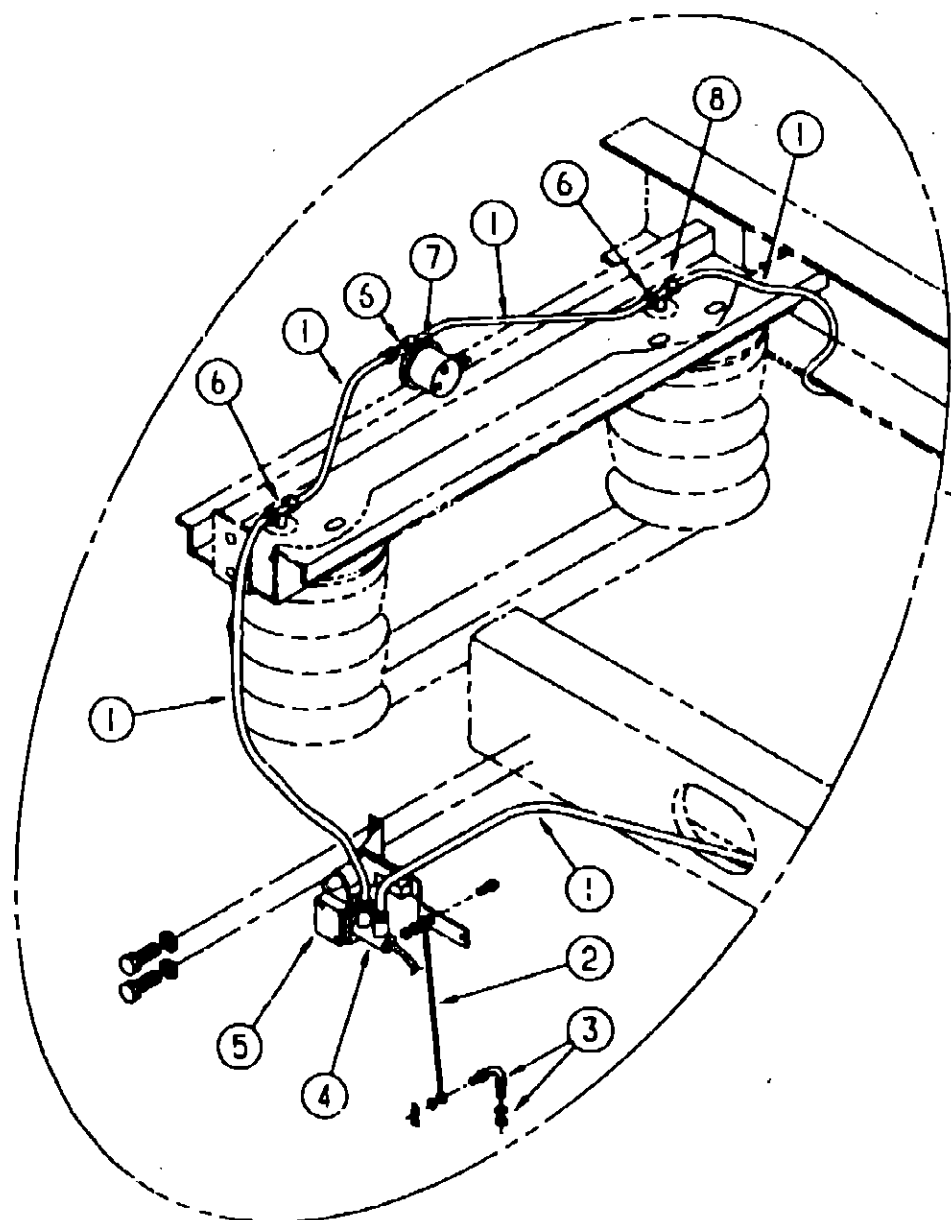
KEY	PART NUMBER	U/M DESCRIPTION	KEY	PART NUMBER	U/M DESCRIPTION
1	100533-05-000	EA BRACKETS-FRONT LEVELING JACK, (CHEVY)		HWH AP7107	
1	100533-07-000	EA BRACKETS-FRONT LEVELING JACK, (FORD)		HWH AP9444	
2	100532-03-000	EA LEVELING SYSTEM-HYDRAULIC, FRONT & REAR (FORD)		HWH AP9343	
		FROM: 00-00-00 THRU: 09-30-92			
2	100532-05-000	EA LEVELING SYSTEM-HYDRAULIC, FRONT & REAR (FORD)		HWH AP0267	
		FROM: 10-01-92 THRU: 99-99-99			
2	100532-02-000	EA LEVELING SYSTEM-HYDRAULIC, FRONT & REAR (CHEVY)		HWH AP8156	
		FROM: 00-00-00 THRU: 09-30-92			
2	100532-03-000	EA LEVELING SYSTEM-HYDRAULIC, FRONT & REAR (CHEVY)		HWH AP9343	
		FROM: 10-01-92 THRU: 99-99-99			
	100532-01-700	EA VALVE FOR MANUAL LEVEL W/DELUXE		HWH RAP4973	
	100532-01-702	EA LIGHT PANEL W/PC BOARD		HWH RAP6901	
	100532-01-703	EA LEVEL SENSOR W/13" LEAD		HWH RAP6849	
	100532-01-704	EA SWITCH-MERCURY, 9K JACK		HWH RAP7328	
	100532-01-705	EA SPRING KIT - 9K JACK		HWH R1171	
	100532-01-706	EA ACTIVATOR KIT - 9K JACK		HWH RAP7028	
	100532-01-707	EA ROLLER BEARING KIT - 9K JACK		HWH R2527	
	100532-01-708	EA SOLENOID KIT-INTERMITTENT		HWH RAP4985	
	100532-01-710	EA SOLENOID KIT W/CLAMP		HWH RAPS147	
	100532-02-700	EA 6K TALL JACK ASM		HWH RAP7164	
	100532-02-701	EA SPRING KIT - 6K JACK		HWH R6824	
	100532-02-702	EA ACTIVATOR KIT - 6K JACK		HWH RAP7062	
	100532-02-703	EA WARNING SWITCH KIT - 6K JACK		HWH RAP7328	
	100532-02-704	EA ACTIVATOR CABLE - 6K JACK		HWH RAP7194	
	100532-02-705	EA PUMP/RESERVOIR ASM-MONARCH		HWH RAP8178	
	100532-03-700	EA CONTROL BOX-HYDRAULIC ONLY		HWH RAP8106	
	100532-03-701	EA CONTROL BOX-W/JET AIR 2 JACK		HWH RAP9800	
	100532-03-702	EA CONTROL BOX-W/JET AIR 4 JACK		HWH RAP9850	
	100532-03-703	EA JACK 6K W/P SWITCH (TALL)		HWH RAP8130	
	100532-03-704	EA JACK 9K W/P SWITCH (TALL)		HWH RAP8251	
	100532-03-705	EA PUMP .75 STONE 3" MOTOR		HWH RAP0007	
	100532-03-706	EA PUMP .75 STONE 3" 500 WATT		HWH RAP0195	
	100532-03-707	EA MANIFOLD ASSY 4 VALVE (HYDRAULIC)		HWH RAP8358	
	100532-03-708	EA MANIFOLD ASSY 2 VALVE W/JET		HWH RAP0033	
	100532-03-709	EA MAINFOLD ASSY 4 VALVE W/JET		HWH RAP9505	
	100532-03-710	EA SENSING UNIT 21" MTA		HWH RAP6798	
			3	100532-03-711	EA PANEL-TOUCH MOD CABLE-HYDRAULIC ONLY
				HWH RAP7868	
				100532-03-712	EA PANEL-TOUCH MOD CABLE W/JET AIR
				HWH RAP0027	
				100532-03-713	EA MODULAR CABLE 7'
				HWH RAP8002	
				100532-03-714	EA MODULAR CABLE 5'
				HWH RAP9226	
				100532-03-715	EA CAP-BREATHER
				HWH RAP7876	
				100532-03-716	EA RELAY ESSEX
				HWH RAP7505	
				100532-03-717	EA VALVE-SHUTTLE
				HWH RAP7964	
				100532-03-718	EA VALVE-SOLENOID
				HWH RAP8034	
				100532-03-719	EA TUBE ASSY (SHORT SHUTTLE)
				HWH RAP8088	
				100532-03-720	EA SWITCH-PRESS 300PSI W/PIG TAIL
				HWH RAP8355	
				100532-03-721	EA VALVE-CHECK KIT (SINGLE)
				HWH RAP7944	
				100532-03-722	EA O-RING KIT
				HWH R7430	
				100532-03-723	EA MANIFOLD HARDWARE MOUNTING KIT
				HWH RAP9171	
				100532-03-724	EA PUMP/TANK/MANIFOLD ASM
				HWH RAP0380	
				100532-03-725	EA SWITCH WARNING W/RESISTOR
				HWH RAP8072	
				100532-03-726	EA SWITCH-PRESSURE
				HWH RAP8003	
				100532-03-727	EA SOLENOID KIT
				HWH R7572	
				100532-06-700	EA PUMP/TANK/MANIFOLD ASM
				HWH RAP0032	
				100532-07-000	EA LEVELING SYSTEM-HYDRAULIC, FRONT ONLY
				HWH AP0396	
				100534-03-000	EA BRACKETS-REAR LEVELING JACKS (FORD)
				HWH AP7394	
				100534-02-000	EA BRACKETS-REAR LEVELING JACKS (CHEVY)
				HWH AP5273	
				100536-07-000	EA HOSE KIT-LEVELING JACKS, FOR FRONT & REAR SYSTEM
				HWH AP9445	
					FROM: 00-00-00 THRU: 09-30-92
				100536-13-000	EA HOSE KIT-LEVELING JACKS, FOR FRONT & REAR SYSTEM
				HWH AP0266	
					FROM: 10-01-92 THRU: 09-30-92
				100536-16-000	EA HOSE KIT-LEVELING JACKS, FOR FRONT ONLY SYSTEM
				HWH AP0397	
				108643-01-000	EA BRACKET-MOUNT, JACKS CONTROL
				089339-01-700	EA JACK-HYDRAULIC
					HWH AP7002

1993 WCP37RQ INDEX

FLOOR PLAN	A-07 -	A-08
ACCESSORIES		A-09
AUDIO/VIDEO	A-10 -	A-12
BATH	A-13 -	A-16
BEDROOM	A-17 -	A-20
CHASSIS	A-21 -	B-18
CURTAIN & CUSHION	B-19 -	C-06
DINETTE	C-07 -	C-10
DRIVERS COMPARTMENT	C-11 -	C-20
ELECTRICAL	C-21 -	D-02
EXTERIOR BODY	D-03 -	D-10
GALLEY	D-11 -	D-17
GENERATOR		D-18
HEATING & A/C	D-19 -	D-22
INTERIOR FINISH	D-23 -	E-02
LABELS	E-03 -	E-10
LP		E-11
LOUNGE	E-12 -	E-13
SEALANTS & FASTENERS	E-14 -	E-18
WATER & SEWAGE	E-19 -	E-24
WINDOW, VENT AND		
EXTERIOR DOOR	F-01 -	F-18
WINDSHIELD/WIPER	F-19 -	F-20

CHASSIS GROUP (CONTINUED)

FORD HENSCHEN TAG AXLE
FROM: 00-00-00 THRU: 03-27-93



1993 ELANTE' TABLE OF CONTENTS

INTRODUCTION	A-01 -	A-C2
ABBREVIATIONS		A-03
ALPHABETICAL INDEX	A-04 -	A-06
WCP37RQ	A-07 -	F-20
WCP33RQ	F-21 -	L-04

1993 WCP37RQ INDEX

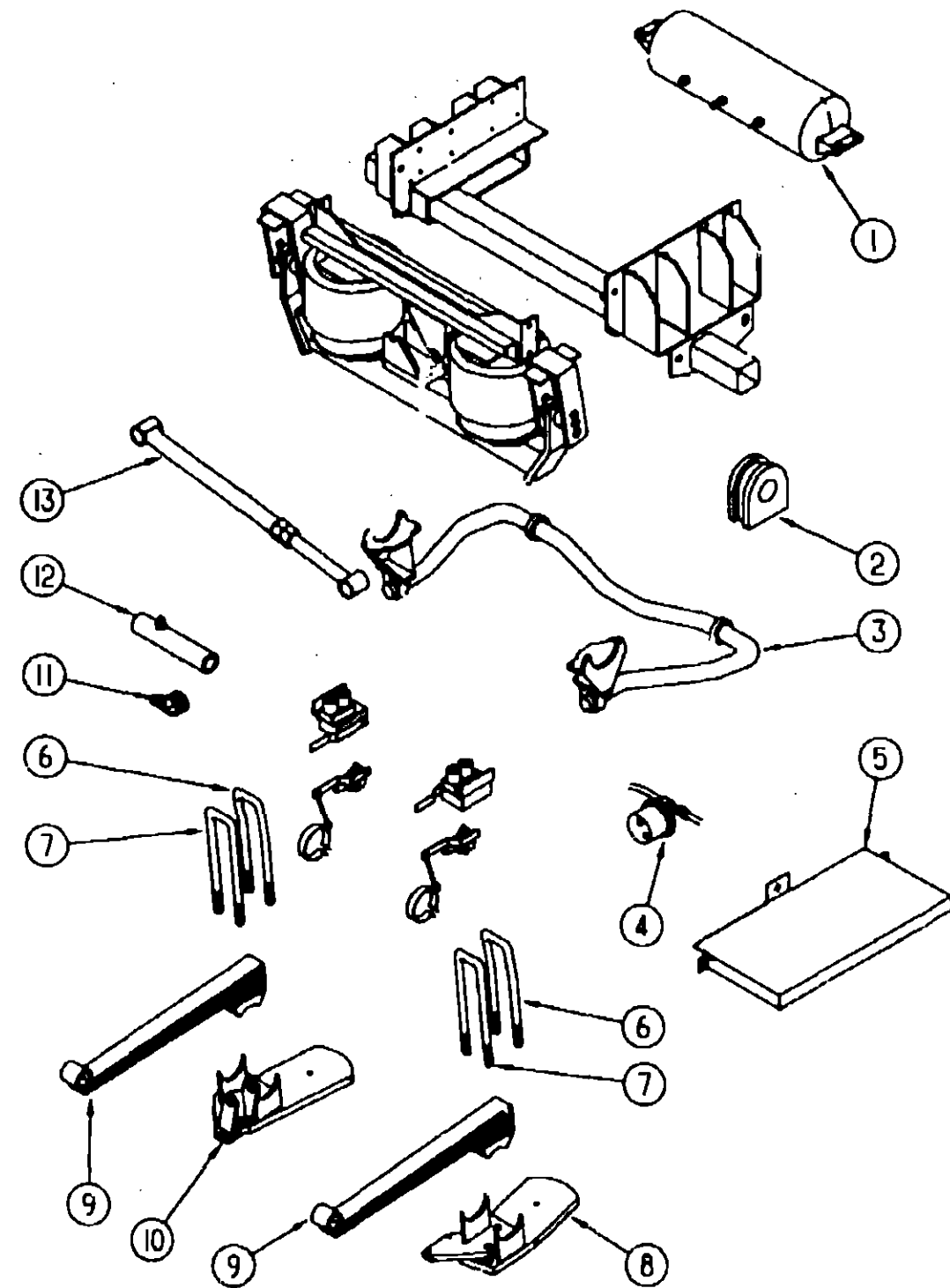
FLOOR PLAN	A-07 -	A-08
ACCESSORIES		A-09
AUDIO/VIDEO	A-10 -	A-12
BATH	A-13 -	A-16
BEDROOM	A-17 -	A-20
CHASSIS	A-21 -	B-18
CURTAIN & CUSHION	B-19 -	C-06
DINETTE	C-07 -	C-10
DRIVERS COMPARTMENT	C-11 -	C-20
ELECTRICAL	C-21 -	D-02
EXTERIOR BODY	D-03 -	D-10
GALLEY	D-11 -	D-17
GENERATOR		D-18
HEATING & A/C	D-19 -	D-22
INTERIOR FINISH	D-23 -	E-02
LABELS	E-03 -	E-10
LP		E-11
LOUNGE	E-12 -	E-13
SEALANTS & FASTENERS	E-14 -	E-18
WATER & SEWAGE	E-19 -	E-24
WINDOW, VENT AND		
EXTERIOR DOOR	F-01 -	F-18
WINDSHIELD WIPER	F-19 -	F-20

KEY	PART NUMBER	U/M DESCRIPTION	
1	071390-04-000	FT AIR BRAKE TUBING - 1/4" OD - BLACK	
2	085754-05-000	EA LINK-VALVE CONTROL, 7" W/BOLT	HENSCHEN 0820021-7
3	085754-04-000	EA PIVOT-LINK MTG, FORD/OSKOSH	HENSCHEN 5820084
4	071386-03-000	EA CONNECTOR - MALE	
5	094558-06-000	EA VALVE-HEIGHT CONTROL, PASSENGER SIDE CONSISTS OF 085754-01-000 VALVE, 085754-04-000 PIVOT, AND 085754-05-000 LINK	HENSCHEN 3820031
5	094558-07-000	EA VALVE-HEIGHT CONTROL, DRIVER SIDE CONSISTS OF 085754-02-000 VALVE, 085754-04-000 PIVOT, AND 085754-05-000 LINK	HENSCHEN 3820032
6	071389-02-000	EA TEE-MALE BRANCH, 1/4" X 1/4" TUBE	
7	085758-02-000	EA SWITCH-"LOW AIR"	NASON SP-17B-20F
8	085766-01-000	EA ADAPTER - 1/4 FPT X 1/4 MPT, BRASS - WEATHERHEAD	
9	071390-03-000	FT AIR BRAKE TUBING - 3/8" OD - RED	
10	085375-01-000	EA MOUNTING BRACKET	
11	085755-01-000	EA SOLENOID-AIR VALVE, 1/4 NPT-F	HENSCHEN 500941
12	085757-01-000	EA SWITCH-PRESSURE CONTROL	HENSCHEN 510259
13	071374-03-000	EA BULKHEAD FITTING	
14	085765-01-000	EA TEE - 2 F & 1 MALE ENDS, 1/4 MPT X 1/4 - BRASS - WEATHERHEAD	
15	071387-04-000	EA ELBOW-MALE, BRAKE TUBE 3/8 X 1/4 - 1469 X 6 X 4 WEATHERHEAD	
16	085756-01-000	EA VALVE-CHECK, 1/4 NPT-MALE	HENSCHEN 601232
17	085764-01-000	EA CONNECTOR-FM 1/4NPT X 3/8 BRKT 1466 X 6 - WEATHERHEAD	
18	085763-01-000	EA TEE - 2 FEMALE & 1 MALE ENDS, 3/8 X 1/4 - WEATHERHEAD	
19	085761-02-000	EA COMPRESSOR-AIR, 12 VOLT 1/6HP	GAST 1HAB-74-M114
20	071375-03-000	EA ISOLATOR-MOUNTING, AIR TANK	OVERHILL 106E
21	071375-02-000	EA TANK-AIR, TAG AXLE SUSPENSION	OVERHILL 8055
22	085773-01-000	EA VALVE-DRAIN, AIR TANK - 1/4 MPT - W/CABLE - WEATHERHEAD	
23	086241-01-000	EA VALVE-AIR, 1/4 MPT - TIRE STEM	SCHRADER 1498E-6

KEY	PART NUMBER	U/M DESCRIPTION	
24	071386-04-000	EA CONNECTOR - MALE	
25	071390-03-000	FT AIR BRAKE TUBING - 3/8"	
26	071392-03-000	EA PLUG-HEX HEAD, 1/4 NPT - BRASS - 3152X4 WEATHERHEAD	
	098439-02-000	EA AXLE-TAG, FORD	HENSCHEN 5820066
	085750-01-708	EA BRAKE-RIGHT HAND, 12 X 2	HENSCHEN 3160014
	085750-01-709	EA BRAKE-LEFT HAND, 12 X 2	HENSCHEN 3160015
	085750-01-700	EA MAGNET KIT, OVAL	HENSCHEN M-130
	085750-01-723	EA MAGNET KIT, ROUND	HENSCHEN M-115
	085750-01-701	EA SHOE & LININGS - FOR 1 BRAKE - SL-11	
	085750-01-724	EA ARM-LEVELOR, MAGNETIC - RIGHT RND	HENSCHEN 055829
	085750-01-725	EA ARM-LEVELOR, MAGNETIC - LEFT RND	HENSCHEN 055830
	085750-01-705	EA GREASE SEAL	HENSCHEN 0270015
	094558-02-700	EA BEARING-WHEEL, INNER - OSHKOSH & FORD TAG AXLE 170050	
	098439-02-700	EA HUB & DRUM W/RACES, DRIVER & PASSENGER SIDE - FORD 3160605	
	077043-02-000	EA NUT-WHEEL 9/16-18 2 PC F53	
	077043-03-000	EA NUT-WHEEL 9/16-18 2 PC F53	
	094558-02-701	EA BEARING-WHEEL, OUTER - OSHKOSH & FORD TAG AXLE 0170052	
	094558-02-704	EA COVER-DUST, W/ZERK - OSHKOSH & FORD TAG AXLE 3820030	
	098439-02-700	EA HUB & DRUM W/RACES, DRIVER & PASSENGER SIDE - FORD 3160605	
	098439-04-000	EA SUSPENSION-TAG, FORD	HENSCHEN 5820064
	085750-01-712	EA BUSHING-SPRING	HENSCHEN 5503-023
	085750-01-720	EA STIRRUP-SPRING	HENSCHEN 8600-079
	085750-01-718	EA BOLT-SPRING STIRRUP	HENSCHEN 9110-150
	085750-01-719	EA NUT-SPRING STIRRUP	HENSCHEN 92110-130
	085750-01-714	EA TRANSVERSE ROD	HENSCHEN 5001-004
	085750-01-715	EA BUSHING-TRANSVERSE ROD	HENSCHEN 7572-102
	085750-01-716	EA PIN-STRADDLE	HENSCHEN 5506-001
	085750-01-713	EA CROSSMEMBER	HENSCHEN 8600-146
	098439-04-700	EA BELLOWS-AIR SPRING, TAG SUSPENSION	HENSCHEN 0820058
	085750-01-722	EA BRACKET-FRAME MOUNTING, LEFT	HENSCHEN 8600047
	085750-01-721	EA BRACKET-FRAME MOUNTING, RIGHT	HENSCHEN 8600-047R

CHASSIS GROUP (CONTINUED)

FORD JET AIR TAG AXLE
FROM 03-28-93 TO 99-99-99



KEY	PART NUMBER	U/M	DESCRIPTION
1	090436-35-000	EA	COMPRESSOR-TANK, W/O WIRING
	090436-40-000	EA	FILTER-AIR INTAKE, COMPRESSOR
2	091250-03-000	EA	BUSHING-SWAY BAR, 1.75" CUT
3	090436-26-000	EA	BAR-STABILIZER, REAR
4	085758-01-000	EA	SWITCH-LOW AIR*
5	090436-28-000	EA	SHIELD-HEAT, FUEL TANK
6	090436-25-000	EA	U-BOLT, 1-14 X 4" X 15" - W/NUTS
7	090436-22-000	EA	U-BOLT, 1-14 X 4" X 14" - W/NUTS
	090436-49-000	EA	WIRING ASM-TAG, W/O PARK/LEVEL
8	090436-60-000	EA	MOUNT-SPRING, FORD TAG - LEFT UPPER
9	090436-23-000	EA	SPRING-LEAF, SEMI - FORD
10	090436-65-000	EA	MOUNT-SPRING, FORD TAG - RIGHT UPPER
11	090436-29-000	EA	BRACKET-BRAKE HOSE/FRAME
12	090436-30-000	EA	BRACKET-BRAKE HOSE/CALIPER
13	090436-31-000	EA	BAR-TRACK, W/BOLTS & BRACKETS
	090436-59-000	EA	AXLE-TAG, FORD STD
	085753-02-000	EA	BRAKE CONTROL
	090436-07-700	EA	COMPRESSOR (ONLY)
	090436-07-701	EA	SWITCH-AIR PRESSURE
	090436-07-702	EA	TANK ONLY ALL MODELS
	077043-03-000	EA	NUT-WHEEL 9/16-18 2PC

JET 60703

HELLWIG PB 732
JET 40358
HENSCHEN 510650-00
JET 40360
JET 40352
JET 40351
JET 55763
JET 65750
JET 40361
JET 65858
JET 40362
JET 40364
JET 40356
JET 65901 P

JET 50701
JET 50732
JET 50703

1993 ELANTE' TABLE OF CONTENTS

INTRODUCTION	A-01 -	A-02
ABBREVIATIONS		A-03
ALPHABETICAL INDEX	A-04 -	A-06
WCP37RQ	A-07 -	F-20
WCP33RQ	F-21 -	L-04

1993 WCP37RQ INDEX

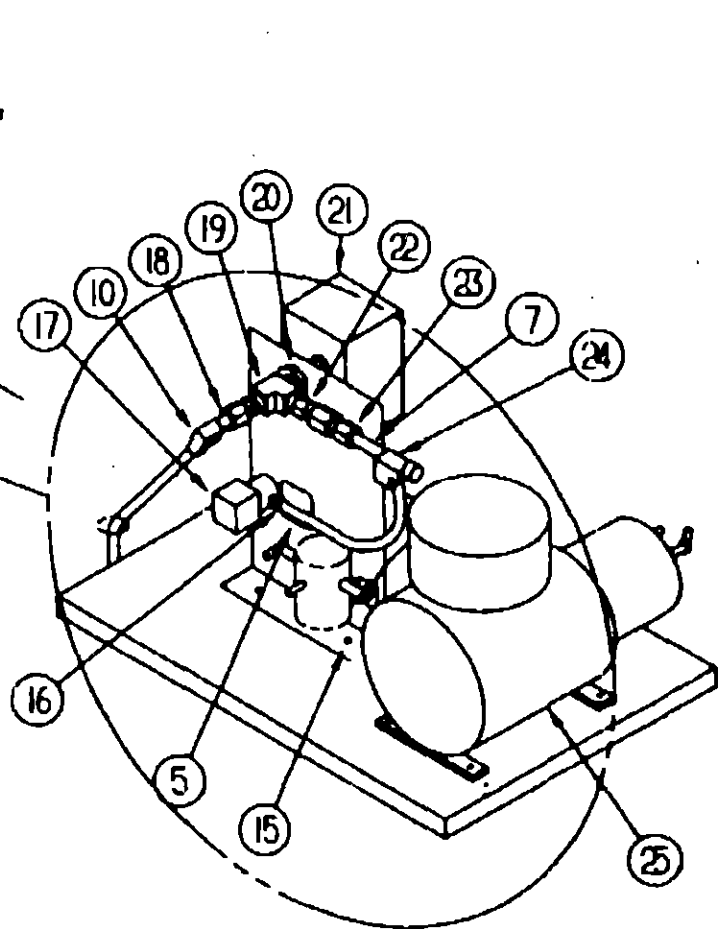
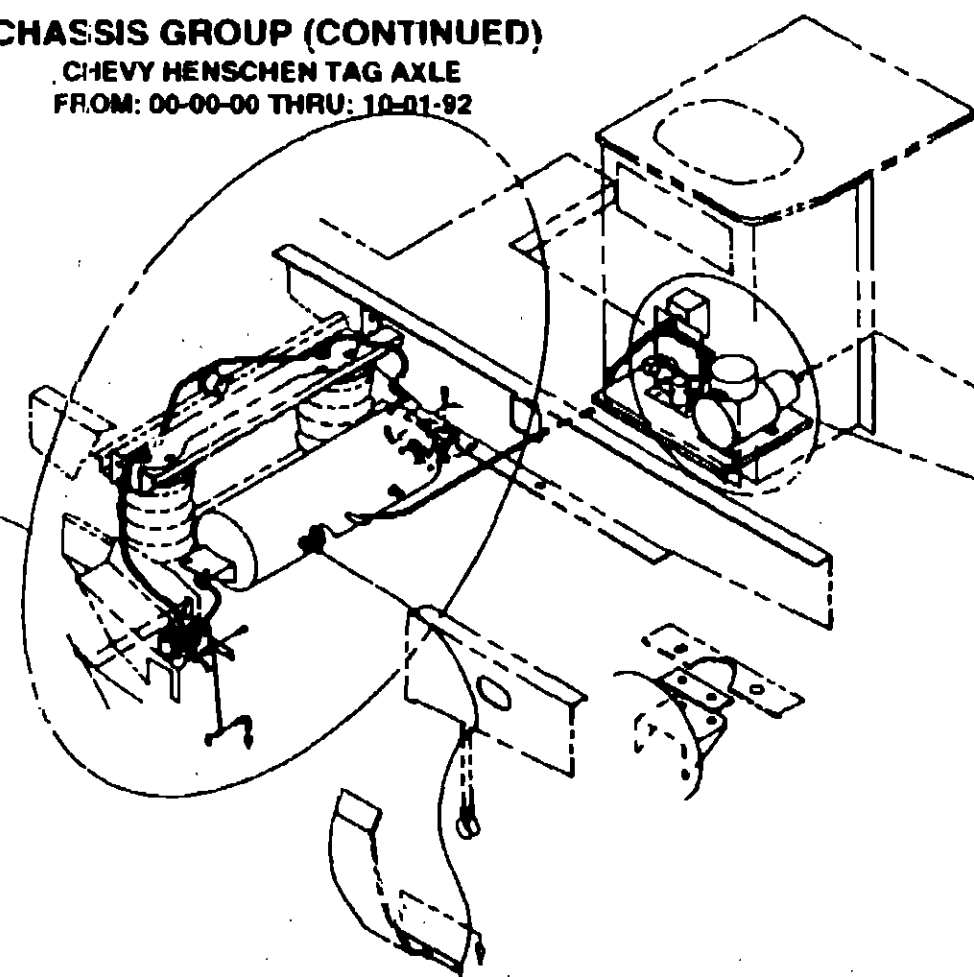
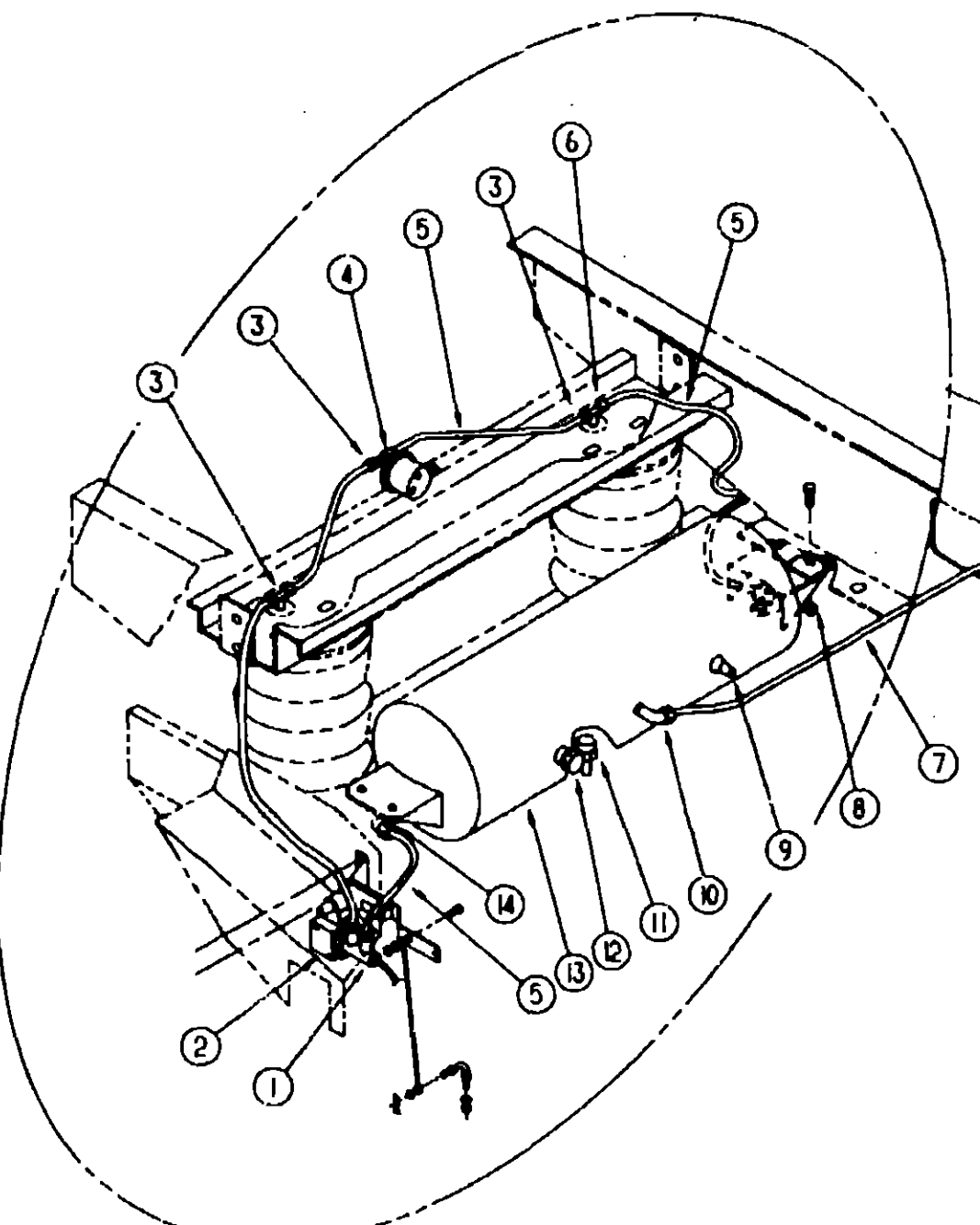
FLOOR PLAN	A-07 -	A-08
ACCESSORIES		A-09
AUDIO/VIDEO	A-10 -	A-12
BATH	A-13 -	A-16
BEDROOM	A-17 -	A-20
CHASSIS	A-21 -	B-18
CURTAIN & CUSHION	B-19 -	C-06
DINETTE	C-07 -	C-10
DRIVERS COMPARTMENT	C-11 -	C-20
ELECTRICAL	C-21 -	D-02
EXTERIOR BODY	D-03 -	D-10
GALLEY	D-11 -	D-17
GENERATOR		D-18
HEATING & A/C	D-19 -	D-22
INTERIOR FINISH	D-23 -	E-02
LABELS	E-03 -	E-10
LP		E-11
LOUNGE	E-12 -	E-13
SEALANTS & FASTENERS	E-14 -	E-18
WATER & SEWAGE	E-19 -	E-24
WINDOW, VENT AND		
EXTERIOR DOOR	F-01 -	F-18
WINDSHIELD/WIPER	F-19 -	F-20

CHASSIS GROUP (CONTINUED)

CHEVY HENSCHEN TAG AXLE
FROM: 00-00-00 THRU: 10-01-92

1993 ELANTE' TABLE OF CONTENTS

INTRODUCTION	A-01 -	A-02
ABBREVIATIONS		A-03
ALPHABETICAL INDEX	A-04 -	A-06
WCP37RQ	A-07 -	F-20
WCP33RQ	F-21 -	L-04



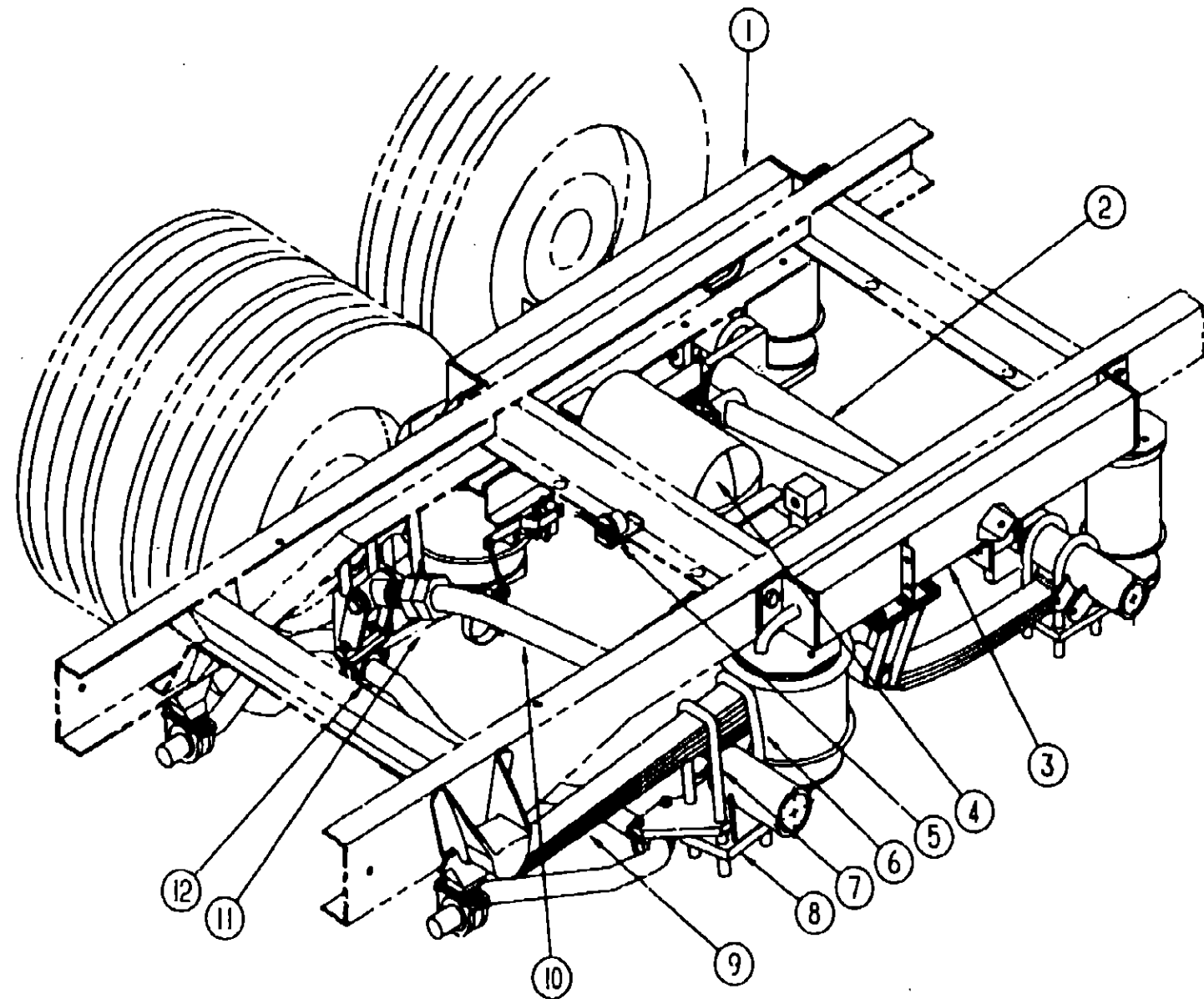
KEY	PART NUMBER	U/M DESCRIPTION	
23	085764-01-000	EA CONNECTOR-FM 1/4NPT X 3/8 BRACKET 1466 X 6 WEATHERHEAD	
24	085763-01-000	EA TEE - 2 FEMALE & 1 MALE ENDS, 3/8 X 1/4 - WEATHERHEAD	
25	085761-02-000	EA COMPRESSOR-AIR, 12 VOLT 1/6HP	GAST 1HAB-74-M114
	085754-03-000	EA PIVOT-LINK MTG, CHEVY	HENSCHEN 5820083
	085750-02-000	EA AXLE-TAG, TORSION/RUBBER SUSPENSION - W/SURE LUBE	
	085750-01-708	EA BRAKE-RIGHT HAND, 12 X 2	HENSCHEN 7300080
	085750-01-709	EA BRAKE-LEFT HAND, 12 X 2	HENSCHEN 3160014
	085750-01-700	EA MAGNET KIT, OVAL	HENSCHEN 3160015
	085750-01-723	EA MAGNET KIT, ROUND	HENSCHEN M-130
	085750-01-701	EA SHOE & LININGS - FOR 1 BRAKE - SL-11	HENSCHEN M-115
	085750-01-724	EA ARM-LEVELOR, MAGNETIC - RIGHT RND	HENSCHEN 055829
	085750-01-725	EA ARM-LEVELOR, MAGNETIC - LEFT RND	HENSCHEN 055830
	085750-01-705	EA GREASE SEAL	HENSCHEN 0270015
	085750-01-703	EA INNER BEARING CONE	HENSCHEN 0170012
	085750-02-700	EA HUB & DRUM, W/RACES - SURELUBE	HENSCHEN 3160542
	085750-01-710	EA NUT-WHEEL	HENSCHEN 0190016
	085750-02-701	EA OUTER BEARING CONE, SURELUBE	HENSCHEN 0170048
	085750-02-702	EA COVER-DUST, W/ZERK - SURELUBE	HENSCHEN 0200028
	085752-01-000	EA SUSPENSION-AIR, P-30 SUPERIDE	HENSCHEN 3450064
	035750-01-717	EA BEAM-AIR SPRING	HENSCHEN 8600-147
	085750-01-712	EA BUSHING-SPRING	HENSCHEN 5503-023
	085750-01-720	EA STIRRUP-SPRING	HENSCHEN 8600-079
	085750-01-718	EA BOLT-SPRING STIRRUP	HENSCHEN 9110-150
	085750-01-719	EA NUT-SPRING STIRRUP	HENSCHEN 92110-130
	085750-01-714	EA TRANSVERSE ROD	HENSCHEN 5001-004
	085750-01-715	EA BUSHING-TRANSVERSE ROD	HENSCHEN 7572-102
	085750-01-716	EA PIN-STRADDLE	HENSCHEN 5506-001
	085750-01-713	EA CROSSMEMBER	HENSCHEN 8600-146
	085750-01-711	EA SPRING-AIR	HENSCHEN 8003-011
	085750-01-722	EA BRACKET-FRAME MOUNTING, LEFT	HENSCHEN 8600047
	085750-01-721	EA BRACKET-FRAME MOUNTING, RIGHT	HENSCHEN 8600-047R
	085751-01-000	EA SHOCK-ABSORBER, TAG AXLE	HENSCHEN 0220003
	085752-01-000	EA SUSPENSION-AIR, P-30 SUPERIDE	HENSCHEN 3450064
	085772-01-000	EA WASHER-CONICAL SPRING, 5/8 - TAG AXLE MOUNT	

1993 WCP37RQ INDEX

FLOOR PLAN	A-07 -	A-08
ACCESSORIES		A-09
AUDIO/VIDEO	A-10 -	A-12
BATH	A-13 -	A-16
BEDROOM	A-17 -	A-20
CHASSIS	A-21 -	B-18
CURTAIN & CUSHION	B-19 -	C-06
DINETTE	C-07 -	C-10
DRIVERS COMPARTMENT	C-11 -	C-20
ELECTRICAL	C-21 -	D-02
EXTERIOR BODY	D-03 -	D-10
GALLEY	D-11 -	D-17
GENERATOR		D-18
HEATING & A/C	D-19 -	D-22
INTERIOR FINISH	D-23 -	E-02
LABELS	E-03 -	E-10
LP		E-11
LOUNGE	E-12 -	E-13
SEALANTS & FASTENERS	E-14 -	E-18
WATER & SEWAGE	E-19 -	E-24
WINDOW, VENT AND		
EXTERIOR DOOR	F-01 -	F-18
WINDSHIELD/WIPER	F-19 -	F-20

KEY	PART NUMBER	U/M DESCRIPTION	
1	071386-01-000	EA CONNECTOR - MALE	
2	085754-01-000	EA VALVE-HEIGHT CONTROL, PASSENGER SIDE W/O LINKAGE	HENSCHEN 0820046
2	085754-02-000	EA VALVE-HEIGHT CONTROL, DRIVER SIDE W/O LINKAGE	HENSCHEN 0820047
3	071389-02-000	EA TEE-MALE BRANCH, 1/4" X 1/4" TUBE	
4	085758-02-000	EA SWITCH-"LOW AIR"	NASON SP-17B-20F
5	071390-04-000	FT AIR BRAKE TUBING - 1/4" OD - BLACK	
6	085766-01-000	EA ADAPTER - 1/4 FPT X 1/4 MPT, BRASS - WEATHERHEAD	
7	071390-03-000	FT AIR BRAKE TUBING - 3/8"	
8	071375-03-000	EA ISOLATOR-MOUNTING, AIR TANK	OVERHILL 1068
9	086241-01-000	EA VALVE-AIR, 1/4 MPT - TIRE STEM	SCHRADER 1498E-6
10	071387-04-000	EA ELBOW-MALE, BRAKE TUBE 3/8 X 1/4 - 1469 X 6 X 4 WEATHERHEAD	
11	005773-01-000	EA VALVE-DRAIN, AIR TANK - 1/4 MPT - W/CABLE - WEATHERHEAD	
12	071392-03-000	EA PLUG-HEX HEAD, 1/4 NPT - BRASS - 3152 X4 WEATHERHEAD	
13	071375-02-000	EA TANK-AIR, TAG AXLE SUSPENSION	OVERHILL 8055
14	071387-05-000	EA ELBOW-MALE, BRAKE TUBE 1/4 X 1/4 - 1469 X 4 X 4 WEATHERHEAD	
15	085375-01-000	EA MOUNTING BRACKET	
16	071386-03-000	EA CONNECTOR - MALE	
17	085755-01-000	EA SOLENOID-AIR VALVE, 1/4 NPT-F	HENSCHEN 500941
18	071386-04-000	EA CONNECTOR - MALE	
19	085765-01-000	EA TEE - 2 F & 1 MALE ENDS, 1/4 MPT X 1/4 - BRASS - WEATHERHEAD	
20	071374-03-000	EA BULKHEAD FITTING	
21	085757-01-000	EA SWITCH-PRESSURE CONTROL, HENSCHEN 510259	
22	085756-01-000	EA VALVE-CHECK, 1/4 NPT-MALE - HENSCHEN 601232	

CHASSIS GROUP (CONTINUED)



**CHEVY JET AIR TAG AXLE
FROM 10-02-92 TO 99-99-99**

KEY	PART NUMBER	U/M DESCRIPTION	
	085753-02-000	EA BRAKE CONTROLLER, TEKONSHA 9030 - HENSCHEN	
1	090436-45-000	EA MOUNT-SPRING, CHEVY TAG - RIGHT UPPER	JET 55751
2	090436-42-000	EA AXLE-TAG, CHEVY STD	JET 55901
3	090436-44-000	EA MOUNT-SPRING, CHEVY - LEFT UPPER	JET 55750
4	090436-35-000	EA COMPRESSOR-TANK, W/O WIRING	JET 60703
	090436-40-000	EA FILTER-AIR INTAKE, COMPRESSOR	
	090436-49-000	EA WIRING ASM-TAG, W/O PARKLEVEL	JET 55763
5	085758-01-000	EA SWITCH-"LOW AIR"	HENSCHEN 510650-00
6	090436-13-000	EA U-BOLT-REARWARD, BENT - 7/8"	JET 351-1
7	090436-12-000	EA U-BOLT-FOREWARD, STRAIGHT - 7/8"	JET 351
8	090436-10-000	EA MOUNT-SPRING/AXLE, LOWER DRIVER	JET 373
9	090436-41-000	EA SPRING-LEAF, SEMI 16,000 GVW	JET AR-P30-16
10	090436-47-000	EA BAR-TRACK, W/PIVOT BOLTS - CHEVY	JET 55765
	090436-48-000	EA BRACKET-TRACK BAR	JET 55765
11	090436-46-000	EA MOUNT-SPRING/AXLE, CHEVY - RIGHT LOWER	JET 51755
12	091250-03-000	EA BUSHING-SWAY BAR, 1.75" CUT	HELLWIG PB 732
	090436-07-700	EA COMPRESSOR (ONLY)	JET 50701
	090436-07-701	EA SWITCH-AIR PRESSURE	JET 50732
	090436-07-702	EA TANK ONLY ALL MODELS	JET 50703

CHASSIS GROUP (CONTINUED)

ENTRY STEP

KEY	PART NUMBER	U/M DESCRIPTION	
	094708-01-01A	EA STEP-ENTRY DOOR, ELECTRIC - SINGLE	KWIKEE 2813
	041250-01-000	EA SWITCH-PUSH BUTTON, IN DOOR JAMB - METAL - CHROME	
	075461-01-711	EA DRIVE-LINK	
	088746-01-702	EA GEAR-ALL MODELS	KWIKEE 9038
	088746-01-703	EA BRACKET, MOTOR BEARING	KWIKEE 7040
	088746-01-706	EA SWITCH-KILL	KWIKEE 9016
	094707-01-700	EA CONTROL UNIT (BLUE)	KWIKEE 8310
	094707-02-700	EA MOTOR REPLACEMENT KIT - MODELS 32 & 28	KWIKEE 9520
	094707-02-701	EA LINKAGE ASM - MODEL 32	KWIKEE 9523
	094707-02-702	EA GEAR KIT	KWIKEE 9525
	094707-02-703	EA PARTS KIT, (BEARINGS & PINS)	KWIKEE 9530
	094707-02-704	EA CONNECTOR KIT-MOTOR	KWIKEE 9537
	094707-02-705	EA CONTROL UNIT, (ORANGE)	KWIKEE 9513
	094708-02-700	EA CONVERSION KIT 28 SERIES	KWIKEE 9570
	094708-03-700	EA LINKAGE ASM F/28 SERIES	KWIKEE 9522
	041250-01-000	EA SWITCH-PUSH BUTTON, IN DOOR JAMB - METAL - CHROME	
	075723-02-000	EA SPACER-SWITCH, W/HOLE - .2" X .9" X 2" - METAL - OFF WHITE FOR ELECTRIC STEP DOOR JAMB SWITCH	
	041250-01-000	EA SWITCH-PUSH BUTTON, IN DOOR JAMB - METAL - CHROME FROM: 00-00-00 THRU: 07-22-92	
	041250-01-000	EA SWITCH-PUSH BUTTON, IN DOOR JAMB - METAL - CHROME FROM: 07-23-92 THRU: 99-99-99	

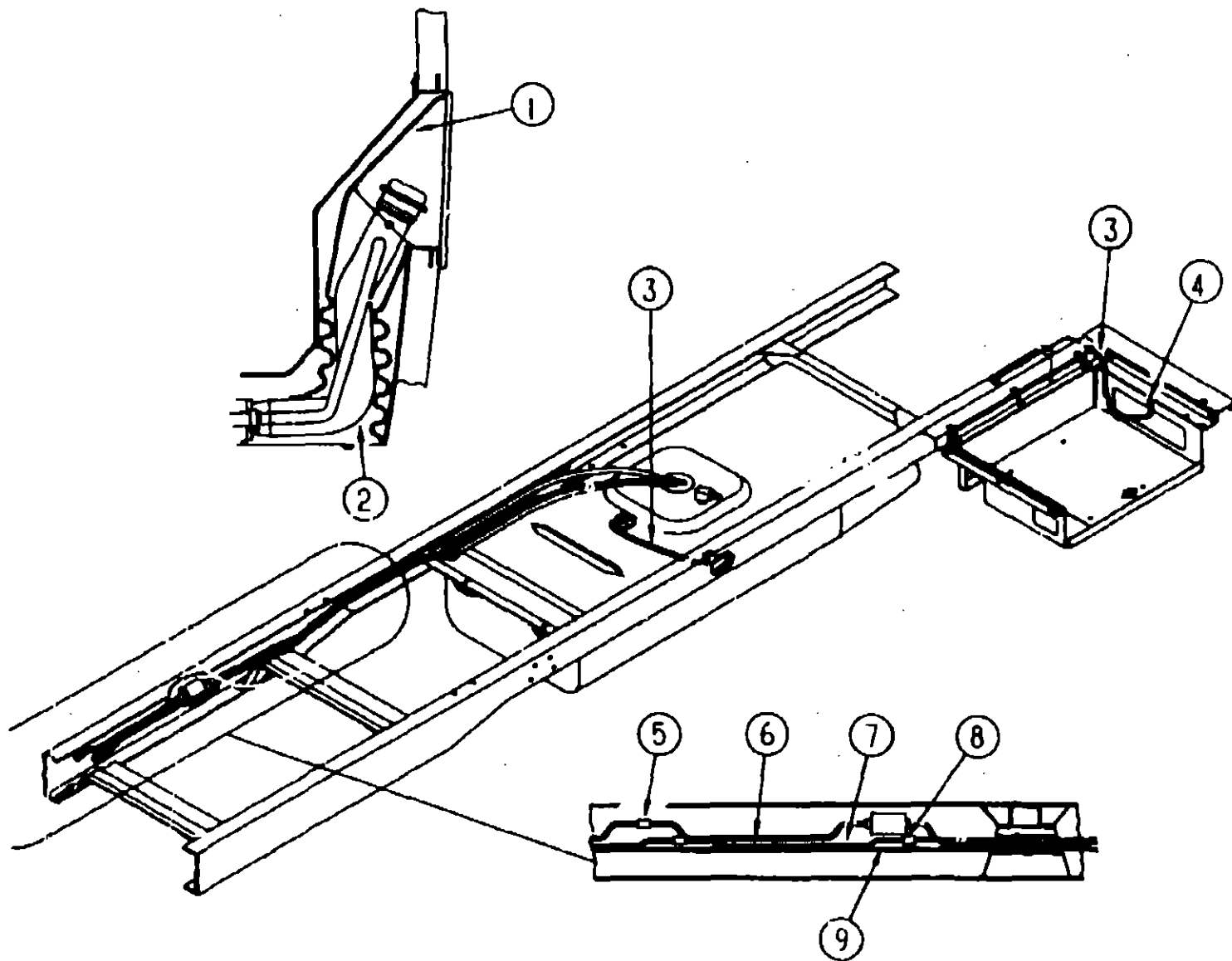
**1993 ELANTE'
TABLE OF CONTENTS**

INTRODUCTION	A-01	A-02
ABBREVIATIONS		A-03
ALPHABETICAL INDEX	A-04	A-06
WCP37RQ	A-07	F-20
WCP33RQ	F-21	L-04

1993 WCP37RQ INDEX

FLOOR PLAN	A-07	A-08
ACCESSORIES		A-09
AUDIO/VIDEO	A-10	A-12
BATH	A-13	A-16
BEDROOM	A-17	A-20
CHASSIS	A-21	B-18
CURTAIN & CUSHION	B-19	C-06
DINETTE	C-07	C-10
DRIVERS COMPARTMENT	C-11	C-20
ELECTRICAL	C-21	D-02
EXTERIOR BODY	D-03	D-10
GALLEY	D-11	D-17
GENERATOR		D-18
HEATING & A/C	D-19	D-22
INTERIOR FINISH	D-23	E-02
LABELS	E-03	E-10
LP		E-11
LOUNGE	E-12	E-13
SEALANTS & FASTENERS	E-14	E-18
WATER & SEWAGE	E-19	E-24
WINDOW, VENT AND		
EXTERIOR DOOR	F-01	F-18
WINDSHIELD/WIPER	F-19	F-20

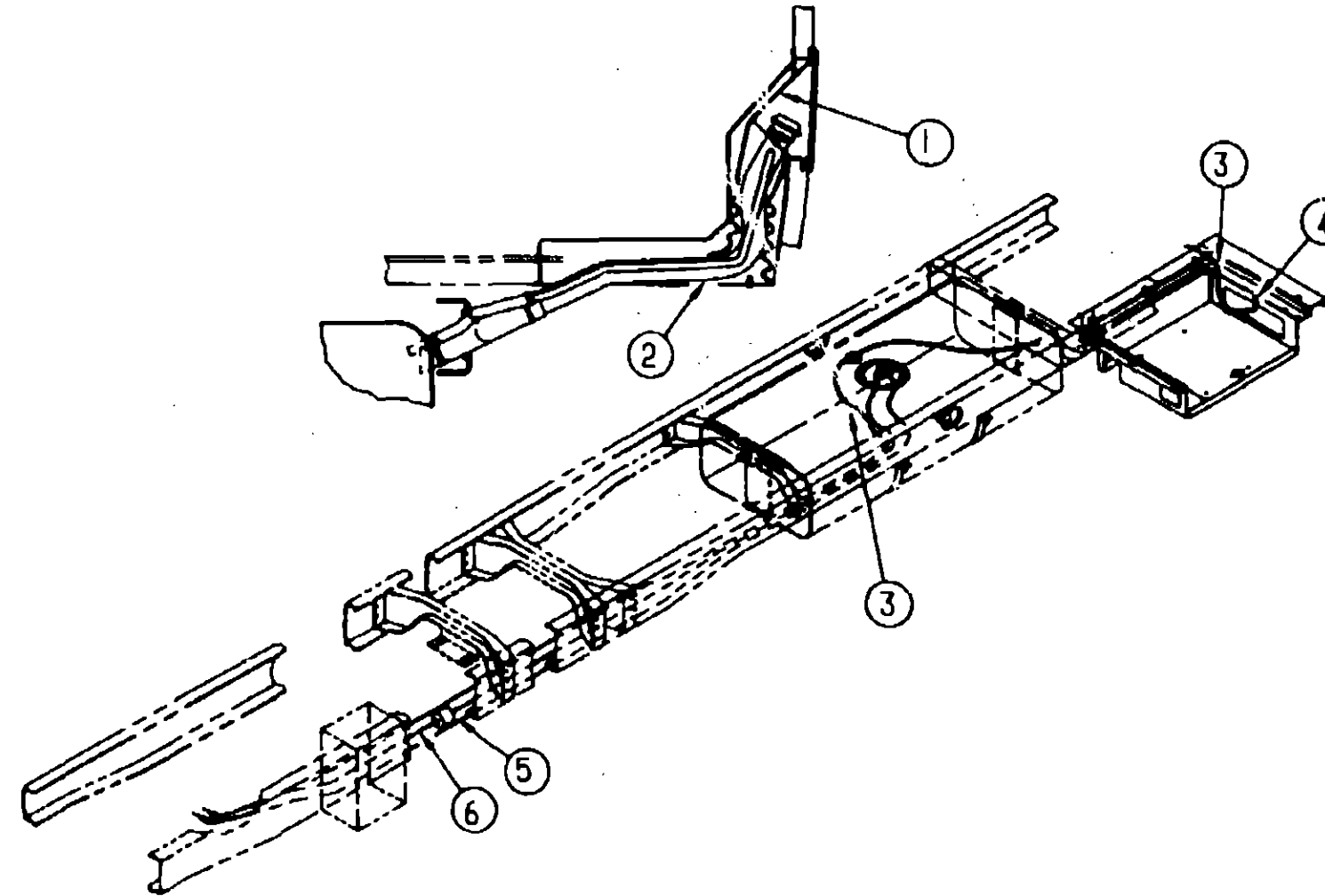
CHASSIS GROUP (CONTINUED)



FUEL SYSTEM (CHEVY)

KEY	PART NUMBER	U/M	DESCRIPTION
1	102292-01-000	EA	SHROUD-FUEL FILL
	083578-01-000	EA	BOOT-FUEL FILL, RUBBER
2	NOT AVAILABLE	EA	NECK-FUEL FILL, CHEVY (CHASSIS PROVIDED)
3	007063-01-000	FT	HOSE-GAS 1/4"ID X 1/2"OD
4	084884-01-000	EA	PLUG-BRASS, 3/8"
5	098779-02-000	EA	COUPLER-FUEL LINE, CHEVY
6	098759-02-000	EA	LINE ASM-FUEL, SUPPLY - CHEVY
7	098758-03-000	EA	LINE ASM-FUEL, RETURN - CHEVY
8	098779-01-000	EA	COUPLER-FUEL LINE, CHEVY
9	074800-17-000	EA	TUBE-EXTENSION, VAPOR - CHEVY
	075466-01-000	EA	UNION-INVERTED TUBE, 1/4"
	075467-01-000	EA	NUT-INVERTED FLARE, 1/4"
	044317-01-000	FT	HOSE-FUEL, 3/8" ID
	078200-01-000	EA	GASKET-FUEL FILL, 3.5"OD X 2"ID
	098805-01-000	EA	PIPE-FUEL, FUEL FILL - 11.4" LONG

CHASSIS GROUP (CONTINUED)



FUEL SYSTEM (FORD)

KEY	PART NUMBER	U/M	DESCRIPTION
1	102292-01-000	EA	SHROUD-FUEL FILL, WALL TO FLOOR - PLASTIC
2	095605-01-000	EA	NECK-FUEL FILL, W/VENT TUBE - 23.3" LONG - STEEL
	083578-01-000	EA	BOOT-FUEL FILL, RUBBER
3	007063-01-000	FT	HOSE-GAS 1/4"ID X 1/2"OD
4	084884-01-000	EA	PLUG-BRASS, 3/8"
5	095894-05-000	EA	LINE ASM-FUEL, FORD
6	095893-01-000	EA	LINE ASM-FUEL, FORD
	075466-01-000	EA	UNION-INVERTED FL TUBE, 1/4"
	075467-01-000	EA	NUT-INVERTED FLARE, 1/4"
	044317-01-000	FT	HOSE-FUEL, 3/8" ID
	024183-01-000	FT	HOSE-FUEL, 5/16" ID
	024142-01-000	EA	TEE-BARB, 3/16" - PLASTIC
	078200-01-000	EA	GASKET-FUEL FILL, 3.5"OD X 2"ID
	095603-02-000	EA	HOSE-FUEL FILL, S SHAPED - 2" DIAMETER - 7.6" LONG

FROM: 00-00-00 THRU: 02-14-93

**1993 ELANTE'
TABLE OF CONTENTS**

INTRODUCTION	A-01 -	A-02
ABBREVIATIONS		A-03
ALPHABETICAL INDEX	A-04 -	A-06
WCP37RQ	A-07 -	F-20
WCP33RQ	F-21 -	L-04

1993 WCP37RQ INDEX

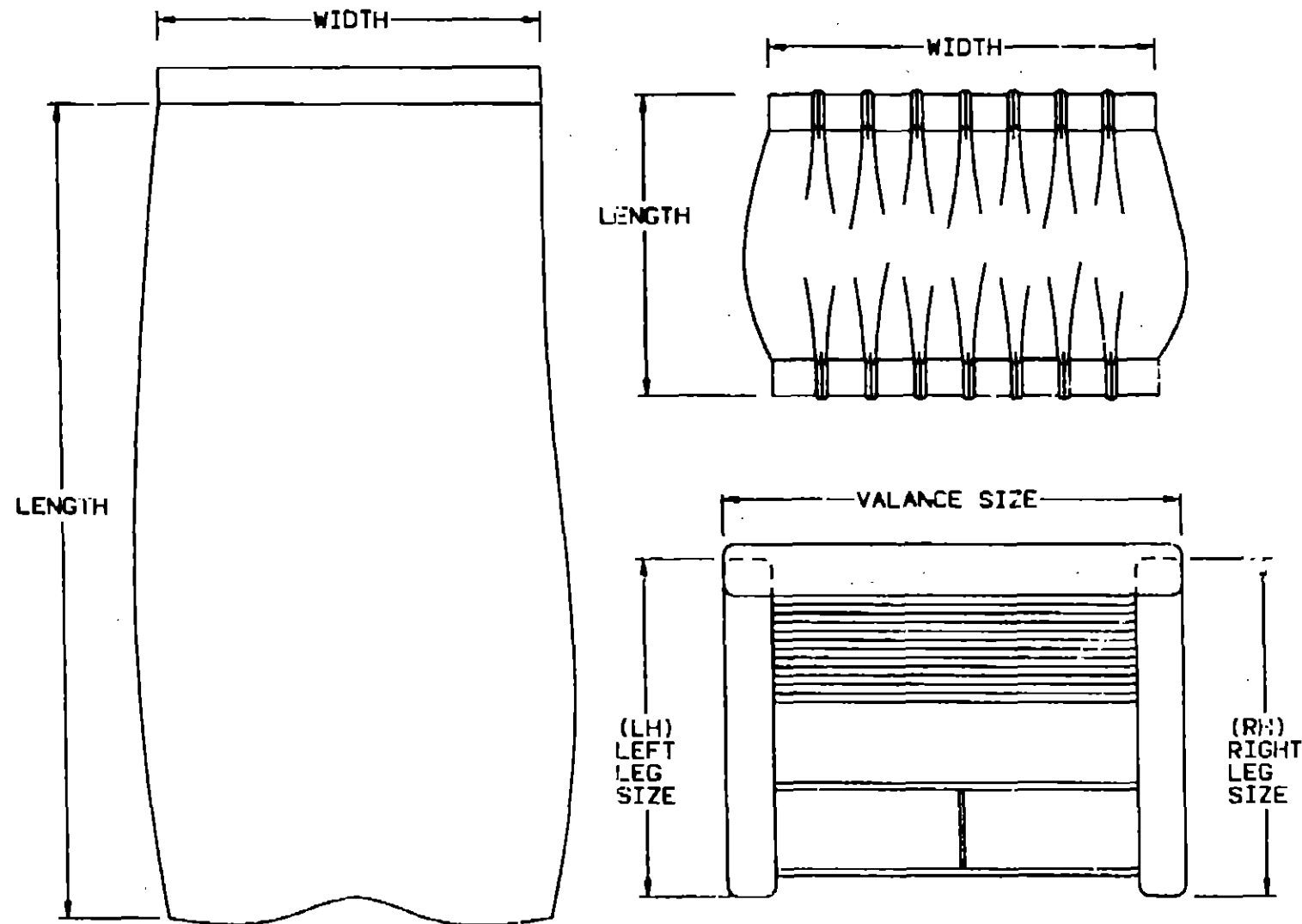
FLOOR PLAN	A-07 -	A-08
ACCESSORIES		A-09
AUDIO/VIDEO	A-10 -	A-12
BATH	A-13 -	A-16
BEDROOM	A-17 -	A-20
CHASSIS	A-21 -	B-18
CURTAIN & CUSHION	B-19 -	C-06
DINETTE	C-07 -	C-10
DRIVERS COMPARTMENT	C-11 -	C-20
ELECTRICAL	C-21 -	D-02
EXTERIOR BODY	D-03 -	D-10
GALLEY	D-11 -	D-17
GENERATOR		D-18
HEATING & A/C	D-19 -	D-22
INTERIOR FINISH	D-23 -	E-02
LABELS	E-03 -	E-10
LP		E-11
LOUNGE	E-12 -	E-13
SEALANTS & FASTENERS	E-14 -	E-18
WATER & SEWAGE	E-19 -	E-24
WINDOW, VENT AND		
EXTERIOR DOOR	F-01 -	F-18
WINDSHIELD/WIPER	F-19 -	F-20

CURTAIN & CUSHION GROUP

NOTICE

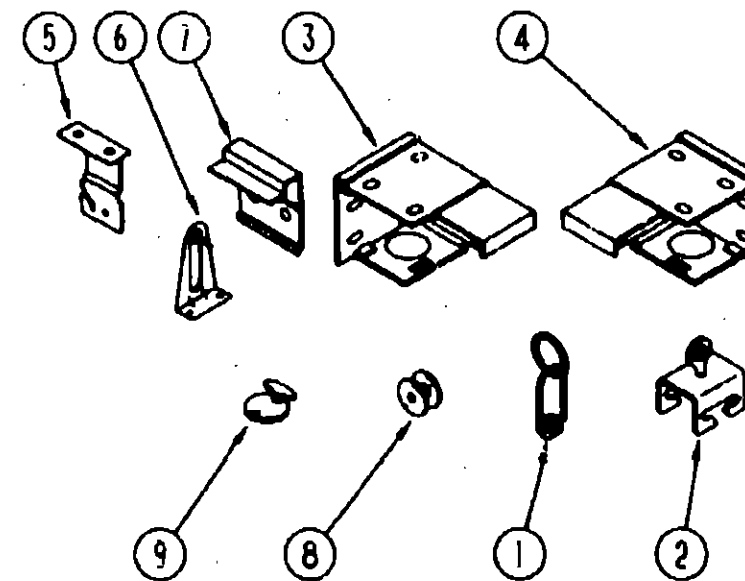
IN ORDER TO ASSIST OUR PARTS SALES DEPT. IN PROVIDING INTERIOR SOFTGOODS ITEMS, PLEASE INCLUDE THE SERIAL NUMBER AND THE COLOR CODE NUMBER FROM THE VEHICLE CERTIFICATION LABEL WHEN ORDERING. THIS LABEL IS LOCATED ON THE LEFT SIDEWALL AT THE END OF THE DASH (A-BODY), OR ON THE DRIVER'S DOOR LATCH PLATE (C-BODY).

AN EXAMPLE OF A COLOR CODE NUMBER IS B07, WHICH DESIGNATES AN OVERALL COLOR SCHEME OF A PARTICULAR UNIT. THE COLOR LISTED AFTER THE ITEM DESCRIPTION ON THE MICROFICHE, INDICATES THE OVERALL UNIT COLOR. ORDER THE ITEM YOU DESIRE ACCORDING TO UNIT COLOR CODE.



NOTE: USE THIS ILLUSTRATION WHEN DETERMINING LENGTH AND WIDTH MEASUREMENTS FOR CURTAINS. YOU WILL NOTE THE WIDTH MEASUREMENT IS TAKEN ON THE TOP OF THE CURTAIN WITH THE CURTAIN FULLY EXTENDED. THE LENGTH MEASUREMENT IS TAKEN FROM TOP TO BOTTOM. LEFT AND RIGHT WINDOW LEGS ARE DETERMINED WHEN FACING THE WINDOW.

CURTAIN & CUSHION GROUP (CONTINUED)



CURTAIN HARDWARE

KEY	PART NUMBER	UM DESCRIPTION
1	009701-01-000	EA CARRIER-CURTAIN, L ROD
2	009702-01-000	EA END STOP-CURTAIN CARRIER, L ROD
	046867-01-000	EA GROMMET-BRASS - 7/16" ID X 1" OD
	048394-02-000	YD VELCRO TAPE-HOOK, ADHESIVE BACK - .75" WIDE - BEIGE
	048394-02-000	YD VELCRO TAPE-HOOK, ADHESIVE BACK - .75" WIDE - BEIGE
	082239-02-000	EA BRACE-TRIM, 18.7" LONG - METAL - BEIGE
3	083170-01-000	EA BRACKET-BLIND, RIGHT SIDE
4	083170-02-000	EA BRACKET-BLIND, LEFT SIDE
	034432-06-000	FT SLAT-ROLLER SHADE, PLASTIC
5	084434-01-000	EA BRACKET-MOUNTING, ROLLER SHADE - 1 3/8"
	087242-02-000	EA FASTENER-WOOD, .5" X .7" - METAL
	088792-02-000	YD VELCRO TAPE-LOOP, ADHESIVE BACKED - .75" WIDE - BEIGE
	094896-02-000	EA GROMMET-CORD, PLEATED BLIND - NYLON - GRAY
	094907-02-000	EA END CAP-TOP, PLEATED BLIND - PLASTIC - GRAY
	094907-03-000	EA END CAP-BOTTOM, PLEATED BLIND - PLASTIC - GRAY
6	095591-01-000	EA BRACKET-HOLD DOWN, W/PIN - BLIND - CLEAR PLASTIC
	096843-01-000	EA SPRING-REWIND, ROLLER SHADE
7	097565-01-000	EA BRACKET-MOUNTING, PLEATED BLIND
	097591-01-000	EA SPRING-EXTENSION, PLEATED BLIND
8	097592-01-000	EA SPOOL-CORD, ELEVATED BLIND HOLDUP - CLEAR PLASTIC
	097593-02-000	FT CORD-BLIND, PLEATED - GRAY
	097625-01-000	EA HOOK-DRAPERY, #1012K - KIRSH
	098043-01-01A	EA TRACK-CURTAIN, WINDSHIELD - PASS - METAL - OFF WHITE 37.4" TO CENTER BEND - 40.4" FROM BEND TO END
	098043-02-01A	EA TRACK-CURTAIN, WINDSHIELD - DR - METAL - OFF WHITE 37.4" TO CENTER BEND - 40.4" FROM BEND TO END
	101778-07-01A	EA BLIND-MINI, 28" X 28" DROP - WOOD
9	102555-01-000	EA CLEAT-CORD, BLIND - OFF WHITE
	106544-01-000	EA PULL-SHADE, BRASS
	095567-01-000	EA TACK-STRIP, .5" X 625' ROLL
	068716-01-001	EA BRACE - 90 DEGREE L-ANGLE, 192" - EXTRUDED ALUMINUM
	075943-01-000	EA BRACE- WINDOW VALANCE, 1" X 1.5" X 20" - ALUMINUM - BEIGE
	029130-01-000	EA SOCKET-SNAP FASTENER
	029155-01-000	EA CAP-SNAP, 5/32" O.D. OF PIN
	029155-02-000	EA CAP-SNAP, 7/64" O.D. OF PIN
	029156-01-000	EA SOCKET-SNAP, 9/16" O.D.
	029156-02-000	EA SOCKET-SNAP, 27/64" O.D.
	029092-01-000	EA STUD-NICKEL FINISH
	029093-01-000	EA EYELET-NICKEL FINISH

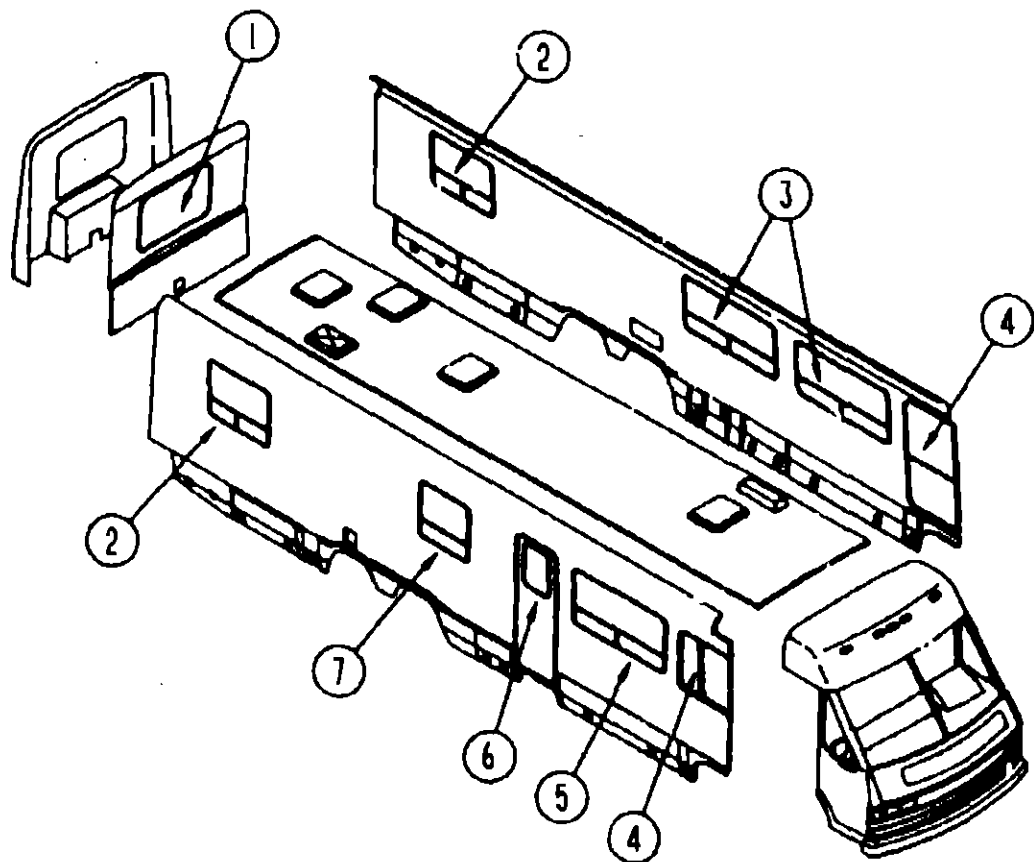
1993 ELANTE' TABLE OF CONTENTS

INTRODUCTION	A-01 -	A-02
ABBREVIATIONS		A-03
ALPHABETICAL INDEX	A-04 -	A-06
WCP37RQ	A-07 -	F-20
WCP37RQ	F-21 -	L-04

1993 WCP37RQ INDEX

FLOOR PLAN	A-07 -	A-08
ACCESSORIES		A-09
AUDIO/VIDEO	A-10 -	A-12
BATH	A-13 -	A-16
BEDROOM	A-17 -	A-20
CHASSIS	A-21 -	B-18
CURTAIN & CUSHION	B-19 -	C-06
DINETTE	C-07 -	C-10
DRIVERS COMPARTMENT	C-11 -	C-20
ELECTRICAL	C-21 -	D-02
EXTERIOR BODY	D-03 -	D-10
GALLEY	D-11 -	D-17
GENERATOR		D-18
HEATING & A/C	D-19 -	D-22
INTERIOR FINISH	D-23 -	E-02
LABELS	E-03 -	E-10
LP		E-11
LOUNGE	E-12 -	E-13
SEALANTS & FASTENERS	E-14 -	E-18
WATER & SEWAGE	E-19 -	E-24
WINDOW, VENT AND		
EXTERIOR DOOR	F-01 -	F-18
WINDSHIELD/WIPER	F-19 -	F-20

CURTAIN & CUSHION GROUP (CONTINUED)
WINDOW TREATMENT



**1993 ELANTE'
TABLE OF CONTENTS**

INTRODUCTION	A-01 -	A-02
ABBREVIATIONS		A-03
ALPHABETICAL INDEX	A-04 -	A-06
WCP37RQ	A-07 -	F-20
WCP33RQ	F-21 -	L-04

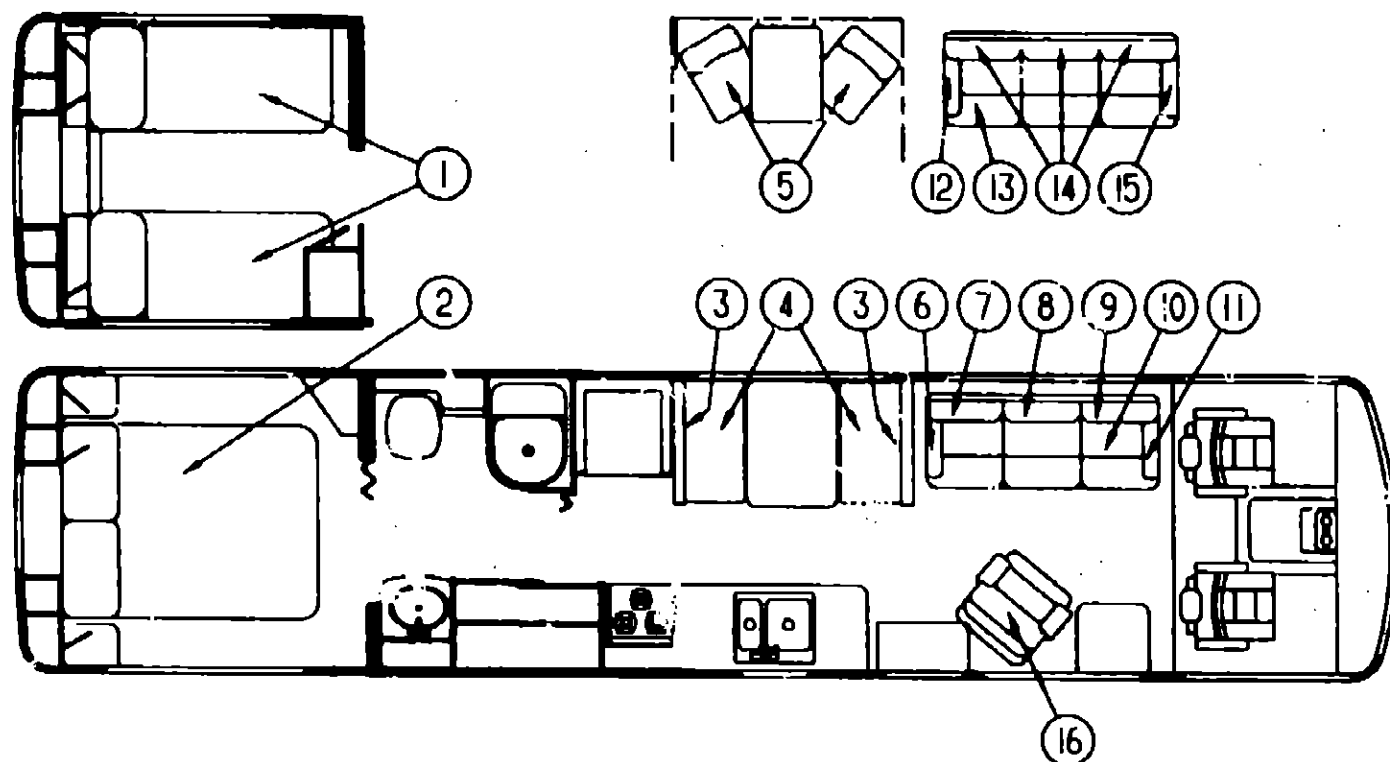
1993 WCP37RQ INDEX

FLOOR PLAN	A-07 -	A-08
ACCESSORIES		A-09
AUDIO/VIDEO	A-10 -	A-12
BATH	A-13 -	A-16
BEDROOM	A-17 -	A-20
CHASSIS	A-21 -	B-18
CURTAIN & CUSHION	B-19 -	C-06
DINETTE	C-07 -	C-10
DRIVERS COMPARTMENT	C-11 -	C-20
ELECTRICAL	C-21 -	D-02
EXTERIOR BODY	D-03 -	D-10
GALLEY	D-11 -	D-17
GENERATOR		D-18
HEATING & A/C	D-19 -	D-22
INTERIOR FINISH	D-23 -	E-02
LABELS	E-03 -	E-10
LIP		E-11
LOUNGE	E-12 -	E-13
SEALANTS & FASTENERS	E-14 -	E-18
WATER & SEWAGE	E-19 -	E-24
WINDOW, VENT AND EXTERIOR DOOR	F-01 -	F-18
WINDSHIELD/WIPER	F-19 -	F-20

KEY	PART NUMBER	U/M DESCRIPTION
3	106895-07-D21	EA VALANCE ASM W/LEG-REGENCY, 64"
3	106895-07-D22	EA VALANCE ASM W/LEG-REGENCY, 64"
3	106895-09-D23	EA VALANCE ASM W/LEG-REGENCY, 64"
3	106895-09-D44	EA VALANCE ASM W/LEG-REGENCY, 64" (D44,D45)
3	096803-11-D21	EA BLIND-DAY/NIGHTER, 57.5 X 35 DROP
3	096803-11-D22	EA BLIND-DAY/NIGHTER, 57.5 X 35 DROP
3	096803-11-D23	EA BLIND-DAY/NIGHTER, 57.5 X 35 DROP
3	110730-01-01A	EA BLIND-MINI, 57.5 X 35, E-Z LIFT (D44,D45) FROM: 00-00-00 THRU: 02-14-93
3	110730-07-01A	EA BLIND-MINI, 57.5 X 35, E-Z LIFT (D44,D45) FROM: 02-15-93 THRU: 99-99-99
4	106928-01-C18	EA CURTAIN-HOOK TOP, 38" X 78" (D21,D23,D44,D45)
4	106928-01-C17	EA CURTAIN-HOOK TOP, 38" X 78" (D22) FROM: 00-00-00 THRU: 11-01-92
4	106928-01-C18	EA CURTAIN-HOOK TOP, 38" X 78" (D22) FROM: 11-02-92 THRU: 99-99-99
4	073260-57-C18	EA TIEBACK-CURTAIN, 6" X 18" (D21,D23,D44,D45) FROM: 00-00-00 THRU: 11-01-92
4	073260-57-C17	EA TIEBACK-CURTAIN, 6" X 18" (D22) FROM: 11-02-92 THRU: 99-99-99
4	073260-57-C18	EA TIEBACK-CURTAIN, 6" X 18" (D22) FROM: 00-00-00 THRU: 11-01-92
4	073260-57-C18	EA TIEBACK-CURTAIN, 6" X 18" (D22) FROM: 11-02-92 THRU: 99-99-99
5	106895-08-D21	EA VALANCE ASM W/LEG-REGENCY, 44"
5	106895-08-D22	EA VALANCE ASM W/LEG-REGENCY, 44"
5	106895-10-D23	EA VALANCE ASM W/LEG-REGENCY, 44"
5	106895-10-D44	EA VALANCE ASM W/LEG-REGENCY, 44" (D44,D45)
5	096803-11-D21	EA BLIND-DAY/NIGHTER, 57.5 X 35 DROP
5	096803-11-D22	EA BLIND-DAY/NIGHTER, 57.5 X 35 DROP
5	096803-11-D23	EA BLIND-DAY/NIGHTER, 57.5 X 35 DROP
5	110730-05-01A	EA BLIND-MINI, 39 X 36, E-Z LIFT (D44,D45) FROM: 00-00-00 THRU: 02-14-93
5	110730-11-01A	EA BLIND-MINI, 39 X 36, E-Z LIFT (D44,D45) FROM: 02-15-93 THRU: 99-99-99
6	084755-57-DA4	EA SHADE ASM-PULL - 27.25, W/O TRIM FROM: 00-00-00 THRU: 01-03-93
6	084755-57-DA5	EA SHADE ASM-PULL - 27.25, W/O TRIM FROM: 01-04-93 THRU: 99-99-99
7	101778-12-01A	EA BLIND-MINI, WOODEN, 28 X 26.5 (D21,D22,D23)
7	110730-05-01A	EA BLIND-MINI, 28 X 26.5, E-Z LIFT (D44,D45) FROM: 00-00-00 THRU: 02-14-93
7	110730-12-01A	EA BLIND-MINI, 28 X 26.5, E-Z LIFT (D44,D45) FROM: 02-15-93 THRU: 99-99-99

KEY	PART NUMBER	U/M DESCRIPTION
1	109746-02-D21	EA VALANCE ASM W/LEG - 33" REGENCY II
1	109789-02-D22	EA VALANCE ASM W/LEG - 33" SECRETS
1	109790-02-D23	EA VALANCE ASM W/LEG - 33" ROYALTY FROM: 00-00-00 THRU: 09-13-92
1	109790-04-D23	EA VALANCE ASM W/LEG - 33" ROYALTY FROM: 09-14-92 THRU: 99-99-99
1	109790-02-D44	EA VALANCE ASM W/LEG - 33" ROYALTY (D44,D45) FROM: 00-00-00 THRU: 09-13-92
1	109790-04-D44	EA VALANCE ASM W/LEG - 33" ROYALTY (D44,D45) FROM: 09-14-92 THRU: 99-99-99
1	096803-01-D21	EA BLIND-DAY/NIGHTER, 32.5 X 36 DROP
1	096803-01-D22	EA BLIND-DAY/NIGHTER, 32.5 X 36 DROP
1	096803-01-D23	EA BLIND-DAY/NIGHTER, 32.5 X 36 DROP
1	110730-04-01A	EA BLIND-MINI, 32.5 X 36, E-Z LIFT (D44,D45) FROM: 00-00-00 THRU: 02-14-93
1	110730-10-01A	EA BLIND-MINI, 32.5 X 36, E-Z LIFT (D44,D45) FROM: 02-15-93 THRU: 99-99-99
2	109746-01-D21	EA VALANCE ASM W/LEG - 43" REGENCY II
2	109789-01-D22	EA VALANCE ASM W/LEG - 43" SECRETS
2	109790-01-D23	EA VALANCE ASM W/LEG - 43" ROYALTY FROM: 00-00-00 THRU: 09-13-92
2	109790-03-D23	EA VALANCE ASM W/LEG - 43" ROYALTY FROM: 09-14-92 THRU: 99-99-99
2	109790-01-D44	EA VALANCE ASM W/LEG - 43" ROYALTY (D44,D45) FROM: 00-00-00 THRU: 09-13-92
2	109790-03-D44	EA VALANCE ASM W/LEG - 43" ROYALTY (D44,D45) FROM: 09-14-92 THRU: 99-99-99
2	096803-27-D21	EA BLIND-DAY/NIGHTER, 39 X 36 DROP
2	096803-27-D22	EA BLIND-DAY/NIGHTER, 39 X 36 DROP
2	096803-27-D23	EA BLIND-DAY/NIGHTER, 39 X 36 DROP
2	110730-05-01A	EA BLIND-MINI, 39 X 36, E-Z LIFT (D44,D45) FROM: 00-00-00 THRU: 02-14-93
2	110730-11-01A	EA BLIND-MINI, 39 X 36, E-Z LIFT (D44,D45) FROM: 02-15-93 THRU: 99-99-99

CURTAIN & CUSHION GROUP (CONTINUED)



BACKREST CUSHIONS

KEY	PART NUMBER	U/M	DESCRIPTION
3	108141-01-D21	EA	CUSHION-BACKREST, 13.5" X 38" X 5"
3	108141-01-D22	EA	CUSHION-BACKREST, 13.5" X 38" X 5"
3	108141-01-D23	EA	CUSHION-BACKREST, 13.5" X 38" X 5"
3	108141-01-D44	EA	CUSHION-BACKREST, 13.5" X 38" X 5" (D44,D45)
	P08141-01-D21	EA	COVER-CUSHION, 13.5" X 38" X 5"
	P08141-01-D22	EA	COVER-CUSHION, 13.5" X 38" X 5"
	P08141-01-D23	EA	COVER-CUSHION, 13.5" X 38" X 5"
	P08141-01-D44	EA	COVER-CUSHION, 13.5" X 38" X 5" (D44,D45)

SEAT CUSHIONS

KEY	PART NUMBER	U/M	DESCRIPTION
4	088927-87-D21	EA	CUSHION-SEAT, 23" X 38" X 5"
4	088927-87-D22	EA	CUSHION-SEAT, 23" X 38" X 5"
4	088927-87-D23	EA	CUSHION-SEAT, 23" X 38" X 5"
4	088927-87-D44	EA	CUSHION-SEAT, 23" X 38" X 5" (D44,D45)
	M88927-87-D21	EA	COVER-CUSHION, SEAT - 23" X 38" X 5"
	M88927-87-D22	EA	COVER-CUSHION, SEAT - 23" X 38" X 5"
	M88927-87-D23	EA	COVER-CUSHION, SEAT - 23" X 38" X 5"
	M88927-87-D44	EA	COVER-CUSHION, SEAT - 23" X 38" X 5" (D44,D45)
	078155-01-000	EA	STRAP-SNAP, BACKREST CUSHION

DINETTE CHAIRS

KEY	PART NUMBER	U/M	DESCRIPTION
5	106057-05-000	EA	CHAIR-DINETTE, W/ARMS - FLEXSTEEL (D21)
5	106057-06-000	EA	CHAIR-DINETTE, W/ARMS - FLEXSTEEL (D22)
5	106057-07-000	EA	CHAIR-DINETTE, W/ARMS - FLEXSTEEL (D23)
5	106057-08-000	EA	CHAIR-DINETTE, W/ARMS - FLEXSTEEL (D44,D45)
	101604-01-01A	EA	CHAIR-FOLDING, DINETTE - OAK

MATTRESS & BEDSPREAD

KEY	PART NUMBER	U/M	DESCRIPTION
	098176-01-000	EA	MATTRESS-TWIN, 32" X 74"
1	109588-02-D21	EA	BEDSPREAD - 33 X 75, FITTED DUVET, W/PANEL
1	109588-04-D22	EA	BEDSPREAD - 33 X 75, FITTED DUVET, W/PANEL
1	109588-06-D23	EA	BEDSPREAD - 33 X 75, FITTED DUVET, W/PANEL
1	109588-11-D44	EA	BEDSPREAD - 33 X 75, FITTED DUVET, W/PANEL (D44,D45)
	109149-08-D21	EA	SKIRT-BEDSPREAD, CORNER PLEAT, RIGHT TWIN
	109149-08-D22	EA	SKIRT-BEDSPREAD, CORNER PLEAT, RIGHT TWIN
	109149-10-D23	EA	SKIRT-BEDSPREAD, CORNER PLEAT, RIGHT TWIN (D23,D44,D45)
	109149-09-D21	EA	SKIRT-BEDSPREAD, CORNER PLEAT, LEFT TWIN
	109149-09-D22	EA	SKIRT-BEDSPREAD, CORNER PLEAT, LEFT TWIN
	109149-11-D23	EA	SKIRT-BEDSPREAD, CORNER PLEAT, LEFT TWIN (D23,D44,D45)
2	109588-01-D21	EA	BEDSPREAD - 60 X 80, FITTED DUVET, W/PANEL
2	109588-03-D22	EA	BEDSPREAD - 60 X 80, FITTED DUVET, W/PANEL
2	109588-05-D23	EA	BEDSPREAD - 60 X 80, FITTED DUVET, W/PANEL
2	109588-12-D44	EA	BEDSPREAD - 60 X 80, FITTED DUVET, W/PANEL (D44,D45)
	109149-06-D21	EA	SKIRT-BEDSPREAD, CORNER PLEAT, QUEEN
	109149-06-D22	EA	SKIRT-BEDSPREAD, CORNER PLEAT, QUEEN
	109149-07-D23	EA	SKIRT-BEDSPREAD, CORNER PLEAT, QUEEN (D23,D44,D45)
	098176-05-000	EA	MATTRESS-QUEEN, INNERSPRING - 59" X 79" - SEALY
	102161-16-D21	EA	SHAM-ASM-W/CORNER PLEATS
	102161-20-D22	EA	SHAM ASM-W/GATHERED BAND
	102161-18-D23	EA	SHAM ASM-W/SHIRRED BAND
	102161-19-D44	EA	SHAM ASM-W/SHIRRED BAND (D44,D45)
	109785-01-D21	EA	PILLOW - 15 X 15, W/CORNER PLEATS
	109787-02-D22	EA	PILLOW - 15 X 15, W/F-RINGE
	109787-01-D23	EA	PILLOW - 15 X 15, W/HOURLASS
	109787-01-D44	EA	PILLOW - 15 X 15, W/HOURLASS (D44,D45)
	104504-06-D21	EA	PILLOW - 16" ROUND W/FRINGE
	104504-06-D22	EA	PILLOW - 16" ROUND W/FRINGE
	106727-02-D21	EA	PILLOW-TOOTSIE, W/1/2" ACCENT WELT
	101118-M3-000	EA	FOAM-PILLOW INSERT, TOOTSIE

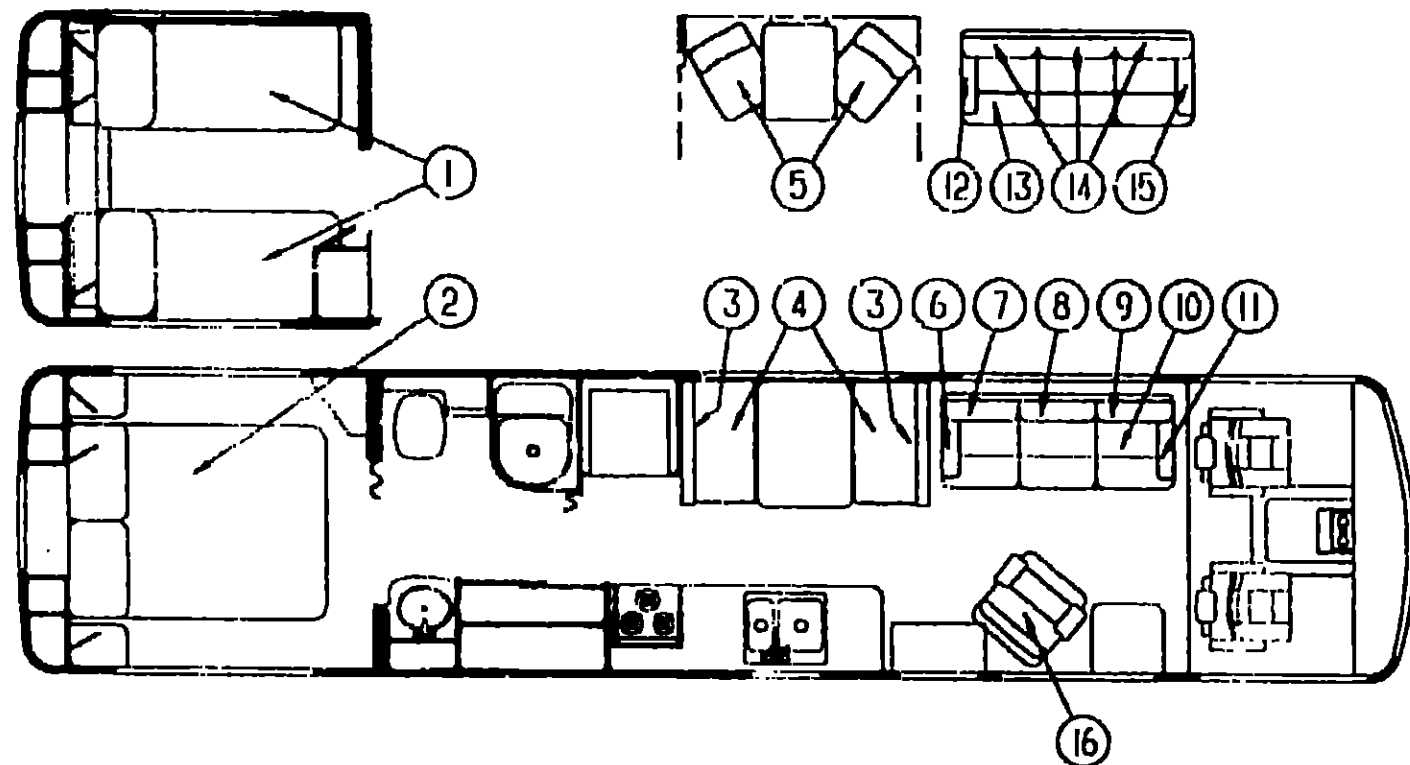
1993 ELANTE' TABLE OF CONTENTS

INTRODUCTION	A-01 -	A-02
ABBREVIATIONS		A-03
ALPHABETICAL INDEX	A-04 -	A-06
WCP37RQ	A-07 -	F-20
WCP33RQ	F-21 -	L-04

1993 WCP37RQ INDEX

FLOOR PLAN	A-07 -	A-08
ACCESSORIES		A-09
AUDIO/VIDEO	A-10 -	A-12
BATH	A-13 -	A-16
BEDROOM	A-17 -	A-20
CHASSIS	A-21 -	B-18
CURTAIN & CUSHION	B-19 -	C-06
DINETTE	C-07 -	C-10
DRIVERS COMPARTMENT	C-11 -	C-20
ELECTRICAL	C-21 -	D-02
EXTERIOR BODY	D-03 -	D-10
GALLEY	D-11 -	D-17
GENERATOR		D-18
HEATING & A/C	D-19 -	D-22
INTERIOR FINISH	D-23 -	E-02
LABELS	E-03 -	E-10
LP		E-11
LOUNGE	E-12 -	E-13
SEALANTS & FASTENERS	E-14 -	E-18
WATER & SEWAGE	E-19 -	E-24
WINDOW, VENT AND		
EXTERIOR DOOR	F-01 -	F-18
WINDSHIELD/WIPER	F-19 -	F-20

CURTAIN & CUSHION GROUP (CONTINUED)



COUCH

KEY	PART NUMBER	U/M	DESCRIPTION
6	104653-05-D21	EA	ARMREST ASM-RIGHT SOFA
	P04653-05-D21	EA	COVER ASM-ARMREST, RIGHT SOFA
7	104654-01-D21	EA	CUSHION-COUCH, BACKREST
	P04654-01-D21	EA	CUSHION-COVER, BACKREST
8	104654-03-D21	EA	CUSHION-COUCH, BACKREST
	P04654-03-D21	EA	CUSHION-COVER, BACKREST
9	104654-02-D21	EA	CUSHION-COUCH, BACKREST
	P04654-02-D21	EA	CUSHION-COVER, BACKREST
10	104652-01-D21	EA	COUCH, W/O BACKREST CUSHIONS
	P04652-01-D21	EA	COVER-COUCH, W/O BACKREST CUSHIONS
	104652-03-D21	EA	COUCH, W/O BACKREST CUSHIONS
	P04652-03-D21	EA	COVER-COUCH, W/O BACKREST CUSHIONS
	105433-01-000	EA	FRAME-COUCH, 70" - METAL
11	104653-06-D21	EA	ARMREST ASM-LEFT SOFA
	P04653-06-D21	EA	COVER ASM-ARMREST, LEFT SOFA
	102872-01-000	EA	STRIKE-COUCH, W/ROD - 4.5" - STEEL - CANADIAN
	102874-01-000	EA	CATCH-COUCH, W/BACKET & SPRING - STEEL - CANADIAN
	079386-02-000	EA	KIT-HARDWARE, FRAME - COUCH
	103669-08-D21	EA	PILLOW ASM - 15 X 15 THROW

COUCH CONTINUED

KEY	PART NUMBER	U/M	DESCRIPTION
12	104653-05-D22	EA	ARMREST ASM-RIGHT SOFA
12	104653-05-D23	EA	ARMREST ASM-RIGHT SOFA
12	104653-05-D44	EA	ARMREST ASM-RIGHT SOFA (D44,D45)
	P04653-05-D22	EA	COVER ASM-ARMREST, RIGHT SOFA
	P04653-05-D23	EA	COVER ASM-ARMREST, RIGHT SOFA
	P04653-05-D44	EA	COVER ASM-ARMREST, RIGHT SOFA (D44,D45)
13	104705-01-D22	EA	COUCH, W/O BACKREST CUSHIONS
	104705-01-D23	EA	COUCH, W/O BACKREST CUSHIONS
	104705-01-D44	EA	COUCH, W/O BACKREST CUSHIONS (D44,D45)
	P04705-01-D22	EA	COUCH-COVER, W/O BACKREST CUSHIONS
	P04705-01-D23	EA	COUCH-COVER, W/O BACKREST CUSHIONS
	P04705-01-D44	EA	COUCH-COVER, W/O BACKREST CUSHIONS (D44,D45)
13	104705-03-D22	EA	COUCH, W/O BACKREST CUSHIONS
	104705-03-D23	EA	COUCH, W/O BACKREST CUSHIONS
	104705-03-D44	EA	COUCH, W/O BACKREST CUSHIONS (D44,D45)
	P04705-03-D22	EA	COUCH-COVER, W/O BACKREST CUSHIONS
	P04705-03-D23	EA	COUCH-COVER, W/O BACKREST CUSHIONS
	P04705-03-D44	EA	COUCH-COVER, W/O BACKREST CUSHIONS (D44,D45)
14	104655-01-D22	EA	CUSHION-COUCH, BACKREST
14	104655-01-D23	EA	CUSHION-COUCH, BACKREST
14	104655-01-D44	EA	CUSHION-COUCH, BACKREST (D44,D45)
	P04655-01-D22	EA	CUSHION-COVER, BACKREST
	P04655-01-D23	EA	CUSHION-COVER, BACKREST
	P04655-01-D44	EA	CUSHION-COVER, BACKREST (D44,D45)
15	104653-06-D22	EA	ARMREST ASM-LEFT SOFA
15	104653-06-D23	EA	ARMREST ASM-LEFT SOFA
15	104653-06-D44	EA	ARMREST ASM-LEFT SOFA (D44,D45)
	P04653-06-D22	EA	COVER ASM-ARMREST, LEFT SOFA
	P04653-06-D23	EA	COVER ASM-ARMREST, LEFT SOFA
	P04653-06-D44	EA	COVER ASM-ARMREST, LEFT SOFA (D44,D45)
	079386-02-000	EA	KIT-HARDWARE, FRAME - COUCH
	105433-01-000	EA	FRAME-COUCH
	103669-04-D22	EA	PILLOW ASM - 15 X 15 THROW
	103669-04-D23	EA	PILLOW ASM - 15 X 15 THROW
	103669-04-D44	EA	PILLOW ASM - 15 X 15 THROW (D44,D45)

PASSENGER SIDE SWIVEL CHAIR

KEY	PART NUMBER	U/M	DESCRIPTION
16	101866-20-000	EA	CHAIR-SWIVEL (D21)
	101866-21-000	EA	CHAIR-SWIVEL (D22)
	101866-22-000	EA	CHAIR-SWIVEL (D23)
	101866-25-000	EA	CHAIR-SWIVEL (D44,D45)
	107921-05-000	EA	TOP PLATE
	107921-06-000	EA	BEARING KIT-PEDESTAL
	107921-08-000	EA	TOP PLATE-W/O SEAT BELT BAR
	108049-01-000	EA	CABLE - 28", FLEXSTEEL PED
	108049-02-000	EA	CABLE-PEDESTAL CLIP
	107921-02-000	EA	PEDESTAL ASM-SEAT 6-1/2 IN

1993 ELANTE' TABLE OF CONTENTS

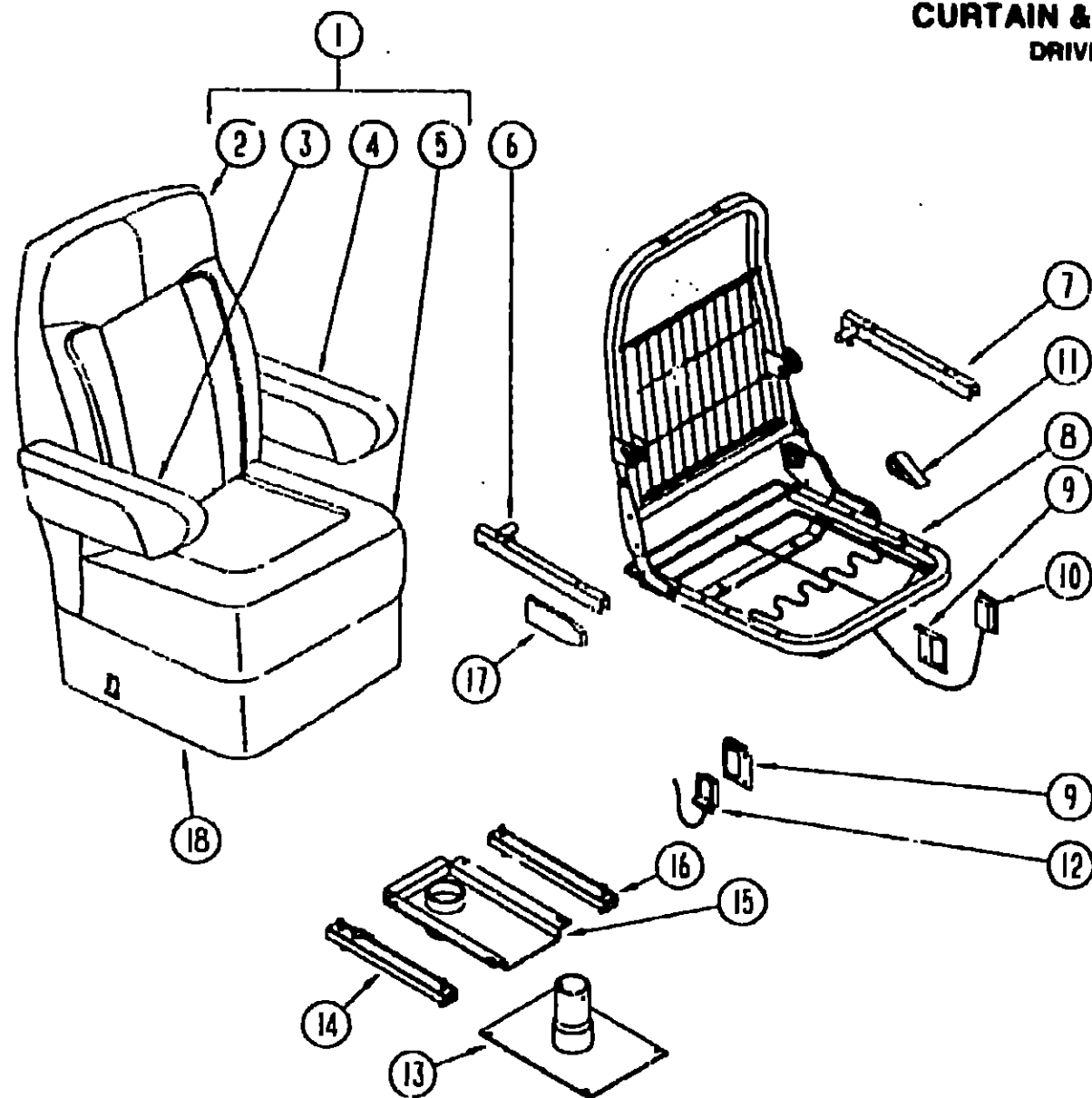
INTRODUCTION	A-01 -	A-02
ABBREVIATIONS		A-03
ALPHABETICAL INDEX	A-04 -	A-05
WCP37RQ	A-07 -	F-20
WCP33RQ	F-21 -	L-04

1993 WCP37RQ INDEX

FLOOR PLAN	A-07 -	A-09
ACCESSORIES		A-09
AUDIO/VIDEO	A-10 -	A-12
BATH	A-13 -	A-16
BEDROOM	A-17 -	A-20
CHASSIS	A-21 -	B-18
CURTAIN & CUSHION	B-19 -	C-06
DINETTE	C-07 -	C-10
DRIVERS COMPARTMENT	C-11 -	C-20
ELECTRICAL	C-21 -	D-02
EXTERIOR BODY	D-03 -	D-10
GALLEY	D-11 -	D-17
GENERATOR		D-18
HEATING & A/C	D-19 -	D-22
INTERIOR FINISH	D-23 -	E-02
LABELS	E-03 -	E-10
LP		E-11
LOUNGE	E-12 -	E-13
SEALANTS & FASTENERS	E-14 -	E-18
WATER & SEWAGE	E-19 -	E-24
WINDOW, VENT AND		
EXTERIOR DOOR	F-01 -	F-18
WINDSHIELD/WIPER	F-19 -	F-20

CURTAIN & CUSHION GROUP (CONTINUED)

DRIVER & PASSENGER BUCKET SEAT



KEY	PART NUMBER	U/M	DESCRIPTION
4	080243-50-D23	EA	ARMREST-LEFT
4	080243-50-D44	EA	ARMREST-LEFT (D44,D45)
	M80243-50-D21	EA	COVER-ARMREST, LEFT
	M80243-50-D22	EA	COVER-ARMREST, LEFT
	M80243-50-D23	EA	COVER-ARMREST, LEFT
	M80243-50-D44	EA	COVER-ARMREST, LEFT (D44,D45)
5	M03445-85-D21	EA	COVER-SEAT, BUCKET FROM: 00-00-00 THRU: 10-04-92
5	M03445-98-D21	EA	COVER-SEAT, BUCKET FROM: 10-05-92 THRU: 99-99-99
5	M03445-85-D22	EA	COVER-SEAT, BUCKET FROM: 00-00-00 THRU: 10-04-92
5	M03445-98-D22	EA	COVER-SEAT, BUCKET FROM: 10-05-92 THRU: 99-99-99
5	M03445-85-D23	EA	COVER-SEAT, BUCKET FROM: 00-00-00 THRU: 10-04-92
5	M03445-98-D23	EA	COVER-SEAT, BUCKET FROM: 10-05-92 THRU: 99-99-99
5	M03445-85-D44	EA	COVER-SEAT, BUCKET (D44,D45) FROM: 00-00-00 THRU: 10-04-92
5	M03445-98-D44	EA	COVER-SEAT, BUCKET (D44,D45) FROM: 10-05-92 THRU: 99-99-99
5	081268-01-000	EA	ROD & CHANNEL-ARMREST, RIGHT - METAL
7	081268-02-000	EA	ROD & CHANNEL-ARMREST, LEFT - METAL
	061361-01-000	EA	ROD-ARMREST, METAL - RIGHT OR LEFT HAND
8	M80906-07-000	EA	FRAME-SEAT & BACK & SPRING, RECLINING
9	097683-03-000	EA	BRACKET-REMOTE, SIDE MOUNT - SINGLE
10	089368-04-000	EA	CABLE-SLIDE, W/SWITCH - BUCKET SEAT
11	080730-03-700	EA	HANDLE KIT-RECLINER
	080730-04-000	EA	SCREW-RECLINER, HANDLE
12	108049-01-000	EA	CABLE - 28", W/SWIVEL SWITCH - FLEXSTEEL PEDESTAL 23602
	108049-02-000	EA	CLIP-CABLE PEDESTAL, FLEXSTEEL 2592-CA
13	107921-01-000	EA	PEDESTAL-LOWER, W/SUB PLATE - 9.75" - STEEL
13	107921-07-000	EA	PEDESTAL-LOWER, W/SUB PLATE - 4.5" - STEEL - W/POWER SEAT OPTION
13	092759-02-000	EA	PEDESTAL-TELESCOPING
14	069246-05-000	EA	ADJUSTER-SEAT/CHAIR, W/REMOTE - FORWARD & BACK
	069246-05-700	EA	SPRING-ADJUSTER, FOR REMOTE
	069246-05-701	EA	CLIP-CABLE, FOR REMOTE
15	107921-05-000	EA	TOP PLATE-PEDESTAL, BUCKET SEAT - W/O SEATBELT BAR
	107921-06-000	EA	BEARING KIT-PEDESTAL, FOR BUCKET SEAT
16	069246-02-000	EA	ADJUSTER-SEAT/CHAIR, W/O LOCK - FORWARD & BACK
	007221-01-000	EA	SPACER-SEAT, ADJUSTER
17	089369-08-000	EA	SHIELD-CABLE, REMOTE RECLINER - BUCKET SEAT
	081373-03-000	EA	POWER PACK - 6-WAY, DRIVERS POWERED SEAT
	082357-02-000	EA	WIRE ASM-POWER SEAT, 6-WAY
	081373-01-700	EA	BRACKET-L, CONTROL SWITCH - H-171
	081373-02-700	EA	ESCUTCHEON & SWITCH ASM PKG
	081373-02-701	EA	HARNESS ASM LH PKG
	081373-02-702	EA	HARNESS ASM RH PKG
	081373-02-703	EA	HORIZONTAL ADJ. MTR PKG
	081373-02-704	EA	VERTICAL ADJ. MTR PKG
18	071126-36-D21	EA	SKIRT-BUCKET SEAT
	071126-40-D21	EA	SKIRT-BUCKET SEAT, W/POWER SEAT OPTION (D21,D22,D23)
18	071126-36-D22	EA	SKIRT-BUCKET SEAT
	071126-36-D23	EA	SKIRT-BUCKET SEAT
18	071126-36-D44	EA	SKIRT-BUCKET SEAT
	071126-40-D44	EA	SKIRT-BUCKET SEAT, W/POWER SEAT OPTION (D44,D45)

DRIVER & PASSENGER LEATHER BUCKET SEAT

KEY	PART NUMBER	U/M	DESCRIPTION
	101866-13-000	EA	SEAT-BUCKET, W/HEADREST, SKIRT, SLIDES & BARS - BEIGE (D21,D23) CALL PART SALES FOR ARM, SEAT OR BACKREST COVERS
	101866-14-000	EA	SEAT-BUCKET, W/HEADREST, SKIRT, SLIDES & BARS - GRAY (D22) CALL PART SALES FOR ARM, SEAT OR BACKREST COVERS FROM: 00-00-00 THRU: 11-01-92
	101866-13-000	EA	SEAT-BUCKET, W/HEADREST, SKIRT, SLIDES & BARS - BEIGE (D22) CALL PART SALES FOR ARM, SEAT OR BACKREST COVERS FROM: 11-02-92 THRU: 99-99-99
	101866-24-000	EA	SEAT-BUCKET, W/HEADREST, SKIRT, SLIDES & BARS - BLACK (D44,D45) CALL PART SALES FOR ARM, SEAT OR BACKREST COVERS
	101866-19-000	EA	BUCKET-BASE KIT, #2936ADKT USED W/-13 AND -14

**1993 ELANTE'
TABLE OF CONTENTS**

INTRODUCTION	A-01 -	A-02
ABBREVIATIONS		A-03
ALPHABETICAL INDEX	A-04 -	A-05
WCP37RQ	A-07 -	F-20
WCP37RQ	F-21 -	L-04

1993 WCP37RQ INDEX

FLOOR PLAN	A-07 -	A-08
ACCESSORIES		A-09
AUDIO/VIDEO	A-10 -	A-12
BATH	A-13 -	A-16
BEDROOM	A-17 -	A-20
CHASSIS	A-21 -	B-18
CURTAIN & CUSHION	B-19 -	C-06
DINETTE	C-07 -	C-10
DRIVERS COMPARTMENT	C-11 -	C-20
ELECTRICAL	C-21 -	D-02
EXTERIOR BODY	D-03 -	D-10
GALLEY	D-11 -	D-17
GENERATOR		D-18
HEATING & A/C	D-19 -	D-22
INTERIOR FINISH	D-23 -	E-02
LABELS	E-03 -	E-10
LP		E-11
LOUNGE	E-12 -	E-13
SEALANTS & FASTENERS	E-14 -	E-18
WATER & SEWAGE	E-19 -	E-24
WINDOW, VENT AND		
EXTERIOR DOOR	F-01 -	F-18
WINDSHIELD/WIPER	F-19 -	F-20

KEY	PART NUMBER	U/M	DESCRIPTION
1	101171-09-D21	EA	SEAT-BUCKET, W/O SKIRT & PEDESTAL - CONQUEST FROM: 00-00-00 THRU: 10-04-92
1	110159-02-D21	EA	SEAT-BUCKET, W/O SKIRT & PEDESTAL - CONCORD FROM: 10-05-92 THRU: 99-99-99
1	101171-09-D22	EA	SEAT-BUCKET, W/O SKIRT & PEDESTAL - CONQUEST FROM: 00-00-00 THRU: 10-04-92
1	110159-02-D22	EA	SEAT-BUCKET, W/O SKIRT & PEDESTAL - CONCORD FROM: 10-05-92 THRU: 99-99-99
1	101171-09-D23	EA	SEAT-BUCKET, W/O SKIRT & PEDESTAL - CONQUEST FROM: 00-00-00 THRU: 10-04-92
1	110159-02-D23	EA	SEAT-BUCKET, W/O SKIRT & PEDESTAL - CONCORD FROM: 10-05-92 THRU: 99-99-99
1	101171-09-D44	EA	SEAT-BUCKET, W/O SKIRT & PEDESTAL - CONQUEST (D44,D45) FROM: 00-00-00 THRU: 10-04-92
1	110159-02-D44	EA	SEAT-BUCKET, W/O SKIRT & PEDESTAL - CONCORD (D44,D45) FROM: 10-05-92 THRU: 99-99-99
2	M03445-84-D21	EA	COVER-BACKREST, BUCKET SEAT
2	M03445-84-D22	EA	COVER-BACKREST, BUCKET SEAT
2	M03445-84-D23	EA	COVER-BACKREST, BUCKET SEAT
2	M03445-84-D44	EA	COVER-BACKREST, BUCKET SEAT (D44,D45)
3	080243-49-D21	EA	ARMREST-RIGHT
3	080243-49-D22	EA	ARMREST-RIGHT
3	080243-49-D23	EA	ARMREST-RIGHT
3	080243-49-D44	EA	ARMREST-RIGHT (D44,D45)
	M80243-49-D21	EA	COVER-ARMREST, RIGHT
	M80243-49-D22	EA	COVER-ARMREST, RIGHT
	M80243-49-D23	EA	COVER-ARMREST, RIGHT
	M80243-49-D44	EA	COVER-ARMREST, RIGHT (D44,D45)
4	080243-50-D21	EA	ARMREST-LEFT
4	080243-50-D22	EA	ARMREST-LEFT

CURTAIN & CUSHION GROUP (CONTINUED)

FABRICS

KEY	PART NUMBER	U/M	DESCRIPTION
	069649-03-000	YD	FABRIC-VINYL, EXPANDED - 54" WIDE - TAUPE BEIGE
	072332-67-000	YD	FABRIC-SPEAKER COVER, LIGHT BROWN
	072333-85-000	YD	FABRIC-CURTAIN, TEXTURED PLAIN - 54" - MUSHROOM
	072333-88-000	YD	FABRIC-CURTAIN, TEXTURED PLAIN - 54" - CHROME
	072333-96-000	YD	FABRIC-DRAP, GALAXY ANTIQUE W RICHLOOM
	076796-03-000	YD	VINYL-FOAMBACK, 42" WIDE - LIGHT FAWN
	076796-02-000	YD	VINYL-FOAMBACK, 42" WIDE - LIGHT SLATE GRAY
	079680-01-000	YD	FABRIC-VINYL, 54" WIDE - BEIGE
	077464-01-000	YD	FABRIC-VINYL, 54" WIDE - GRAY
	079680-09-000	YD	FABRIC-VINYL, 54" WIDE - OFF WHITE
	079680-11-000	YD	VINYL-EXPANDED, PUTTY, ST100 SOFTOUCH, LEATHERTOU
	084416-26-000	YD	FABRIC-LAMINATE, PULLSHADE GALAXY ANTIQUE WHIT
	087272-01-000	YD	FABRIC-LINING, CURTAIN - 48" WIDE - IVORY
			FROM: 00-00-00 THRU: 09-30-92
	087272-03-000	YD	DRAPERY LINING-54" IVORY ROCKLAND MILLS
			FROM: 10-01-92 THRU: 99-99-99
	103907-01-01A	YD	FABRIC-VINYL, 54" WIDE - OFF WHITE
	105745-34-000	YD	FABRIC-BEDSPREAD, DEBONAIR, SAND/PIERMONT MILLS (D21)
	105745-04-000	YD	FABRIC-BEDSPREAD, ACCENT (D44, D45)
	105745-35-000	YD	FABRIC-BEDSPREAD, DEBONAIR, CLARET/PIERMONT MILLS (D21)
	105745-38-000	YD	FABRIC-BEDSPREAD, 119 PORTA KING (D23)
	105745-40-000	YD	FABRIC-BEDSPREAD, PORTA PRINCE (D44, D45)
	105745-36-000	YD	FABRIC-BEDSPREAD, DEBONAIR, FOREST/PIERMONT MILLS (D21)
	108446-12-000	YD	FABRIC-UPHOLSTERY 13330 CHATELAIN/210-7 MASTERCRAFT (D21)
	104233-92-000	YD	FABRIC-UPHOLSTERY PROMISE-6,5 BLUE (D23)
	108446-16-000	YD	FABRIC-UPHOLSTERY MOROCCO-6,33 (D23)
	108446-13-000	YD	FABRIC-UPHOLSTERY 981 FIELD OF DREAMS/90-1 MASTERCRAFT (D21)
	108446-18-000	YD	FABRIC-UPHOLSTERY 916 SECRET GARDEN (D22)
	108446-15-000	YD	FABRIC-UPHOLSTERY COUSTEAU 633 (D23)
	108446-20-000	YD	FABRIC-UPHOLSTERY COUSTEAU, 922, ONYX (D44, D45)
	108446-21-000	YD	FABRIC-UPHOLSTERY MOROCCO 933 (D44, D45)
	108446-14-000	YD	FABRIC-UPHOLSTERY ROYALTY 567 (D21)
	108446-19-000	YD	FABRIC-UPHOLSTERY ROYALTY 762 (D22)
	108446-17-000	YD	FABRIC-UPHOLSTERY TWILIGHT-633 (D23)
	108446-22-000	YD	FABRIC-UPHOLSTERY TWILIGHT 933 (D44)
	104233-50-000	YD	FABRIC-UPHOLSTERY ALBANY, BLACK 989 (D45)

CURTAIN & CUSHION GROUP (CONTINUED)

BUTTON, TRIM, ASSIST HANDLE & SEAT BELT

KEY	PART NUMBER	U/M	DESCRIPTION
	070578-04-Y05	EA	BUTTON-SNAP TOP, #30 - VINYL - BEIGE
	084415-55-000	YD	TRIM-BRAID, FRINGE, BS4661 BOMAR INDUSTRIES IN
	084415-56-000	YD	TRIM-BRAID, FRINGE, BS4793
	084415-50-000	YD	TRIM-BRAID, SWAN LAKE, BS4660
	084415-57-000	YD	TRIM-BRAID, FRINGE, BS4792
	057759-01-000	EA	WASHER BRACKET-SEAT BELT, 4" DIAMETER
	007021-01-000	EA	BELT-SEAT, 2" X 90" - BLACK
	069178-02-000	EA	BRACKET-MOUNTING, ASSIST HANDLE - L ANGLE - W/HOLES - ST
	000C16-07-16B	EA	BOLT-CARRIAGE, ASSIST HANDLE - 7/16" - 14 X 1" ZN
	000D20-07-00B	EA	NUT-ACORN, ASSIST HANDLE - 7/16" X 14 ZN
	053552-02-AAB	EA	HANDLE-ASSIST, INTERIOR - ENTRY DOOR - VINYL - OFF WHITE
	057534-03-000	EA	TIEBACK-PLASTIC, 7.5" - CLEAR
	070349-01-D22	YD	WELT ASM-ACCENT FABRIC
	070349-01-D23	YD	WELT ASM-ACCENT FABRIC
	070349-01-D44	YD	WELT ASM-ACCENT FABRIC

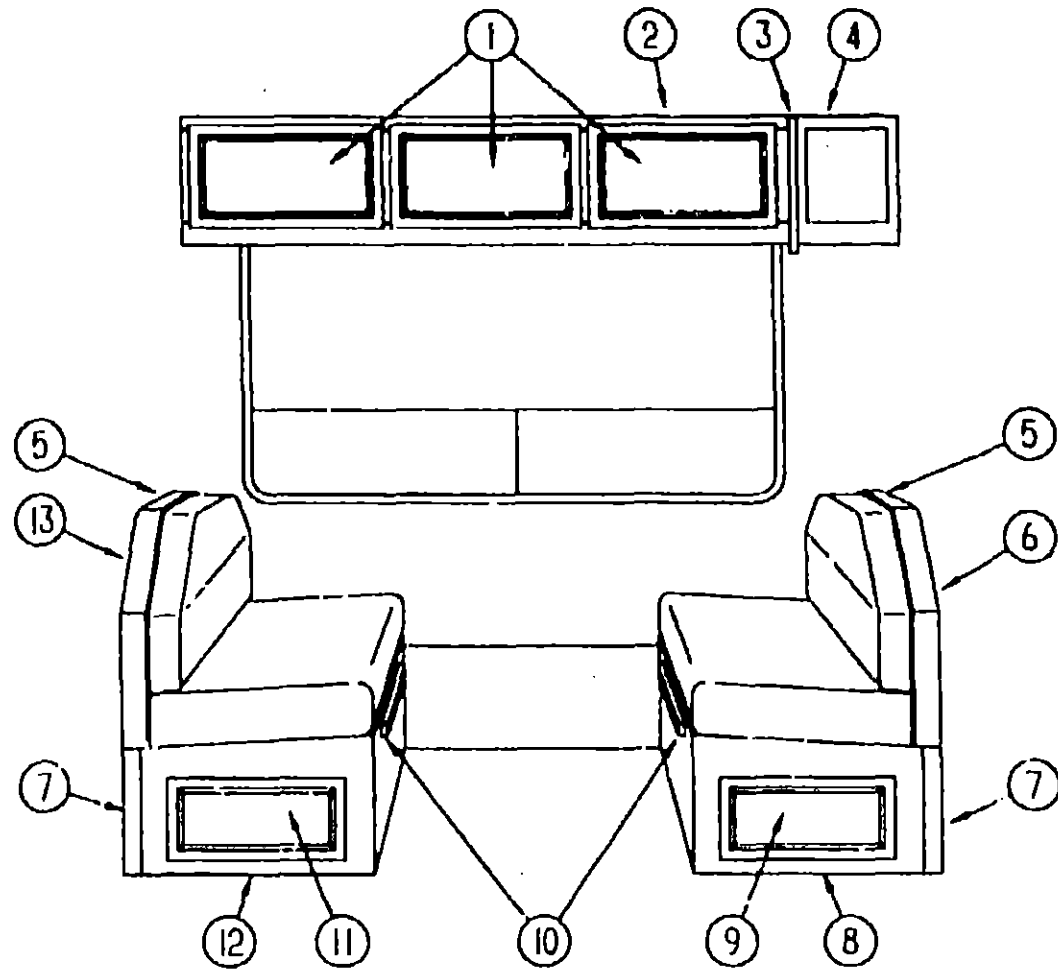
**1993 ELANTE'
TABLE OF CONTENTS**

INTRODUCTION	A-01	A-02
ABBREVIATIONS		A-03
ALPHABETICAL INDEX	A-04	A-06
WCP37RQ	A-07	F-20
WCP33RQ	F-21	L-04

1993 WCP37RQ INDEX

FLOOR PLAN	A-07	A-08
ACCESSORIES		A-09
AUDIO/VIDEO	A-10	A-12
BATH	A-13	A-16
BEDROOM	A-17	A-20
CHASSIS	A-21	B-18
CURTAIN & CUSHION	B-19	C-06
DINETTE	C-07	C-10
DRIVERS COMPARTMENT	C-11	C-20
ELECTRICAL	C-21	D-02
EXTERIOR BODY	D-03	D-10
GALLEY	D-11	D-17
GENERATOR		D-18
HEATING & A/C	D-19	D-22
INTERIOR FINISH	D-23	E-02
LABELS	E-03	E-10
LP		E-11
LOUNGE	E-12	E-13
SEALANTS & FASTENERS	E-14	E-18
WATER & SEWAGE	E-19	E-24
WINDOW, VENT AND		
EXTERIOR DOOR	F-01	F-18
WINDSHIELD/WIPER	F-19	F-20

DINETTE GROUP
DINETTE & OVERHEAD CABINERY



KEY	PART NUMBER	U/M	DESCRIPTION
1	P00970-03-C17	EA	DOOR-CABINET, W/O HARDWARE - 21.9" X 12"
2	M05067-07-C17	EA	CABINET-OVERHEAD, W/O DOORS OR HARDWARE
3	101656-01-B16	EA	END CAP-CABINET, OVERHEAD
4	P01913-01-B16	EA	CABINET-OVERHEAD, W/O DOORS OR HARDWARE
5	104787-04-D21	EA	PAD ASM-DINETTE
5	104787-04-D22	EA	PAD ASM-DINETTE
5	104787-04-D23	EA	PAD ASM-DINETTE
5	104787-04-D44	EA	PAD ASM-DINETTE (D44,D45)
6	M04069-30-C17	EA	CABINET-BACKREST, W/O HARDWARE (D21,D22,D23)
6	M04069-38-D45	EA	CABINET-BACKREST, W/O HARDWARE (L44,D45)
7	098433-02-D21	EA	PAD ASM-DINETTE
7	098433-02-D22	EA	PAD ASM-DINETTE
7	098433-02-D23	EA	PAD ASM-DINETTE
7	098433-02-D44	EA	PAD ASM-DINETTE (D44,D45)
9	M04070-30-C17	EA	CABINET-SEATBASE, W/O DOOR OR HARDWARE
9	P07104-P0-C17	EA	DRAWER-CABINET, W/O HARDWARE - 10.5" X 19.1" FACE
10	081295-01-AA8	EA	SUPPORT-BED, DINETTE
11	P07104-N9-C17	EA	DRAWER-CABINET, W/O HARDWARE - 10.5" X 19.1" FACE
12	M04070-31-C17	EA	CABINET-SEATBASE, W/O DOOR OR HARDWARE
13	M04069-31-C17	EA	CABINET-BACKREST, W/O HARDWARE

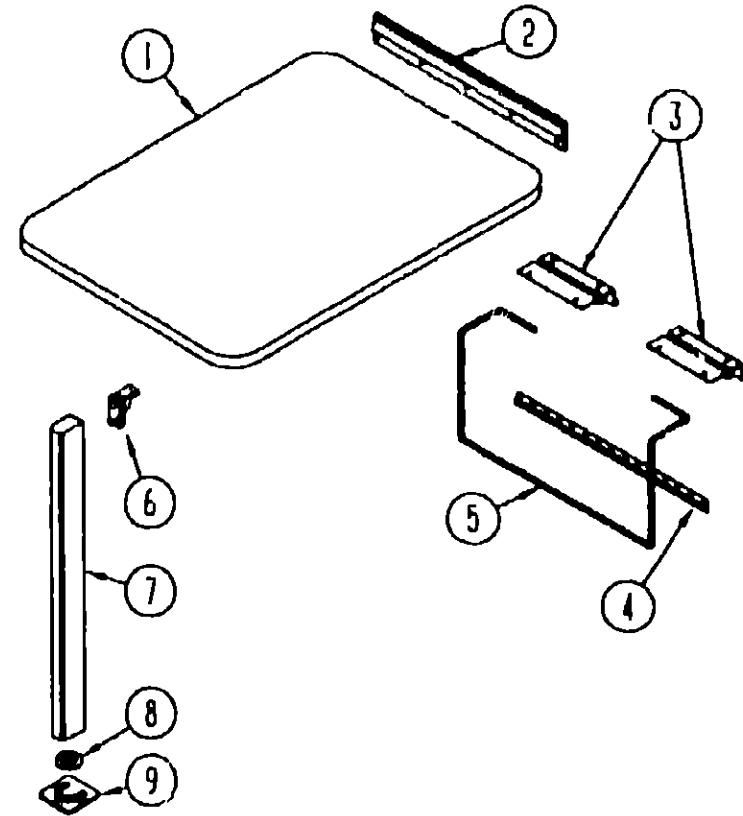
1993 ELANTE'
TABLE OF CONTENTS

INTRODUCTION	A-01	A-02
ABBREVIATIONS		A-03
ALPHABETICAL INDEX	A-04	A-06
WCP37RQ	A-07	F-20
WCP33RQ	F-21	L-04

1993 WCP37RQ INDEX

FLOOR PLAN	A-07	A-08
ACCESSORIES		A-09
AUDIO/VIDEO	A-10	A-12
BATH	A-13	A-16
BEDROOM	A-17	A-20
CHASSIS	A-21	B-18
CURTAIN & CUSHION	B-19	C-06
DINETTE	C-07	C-10
DRIVERS COMPARTMENT	C-11	C-20
ELECTRICAL	C-21	D-02
EXTERIOR BODY	D-03	D-10
GALLEY	D-11	D-17
GENERATOR		D-18
HEATING & AC	D-19	D-22
INTERIOR FINISH	D-23	E-02
LABELS	E-03	E-10
LP		E-11
LOUNGE	E-12	E-13
SEALANTS & FASTENERS	E-14	E-18
WATER & SEWAGE	E-19	E-24
WINDOW, VENT AND		
EXTERIOR DOOR	F-01	F-18
WINDSHIELD/WIPER	F-19	F-20

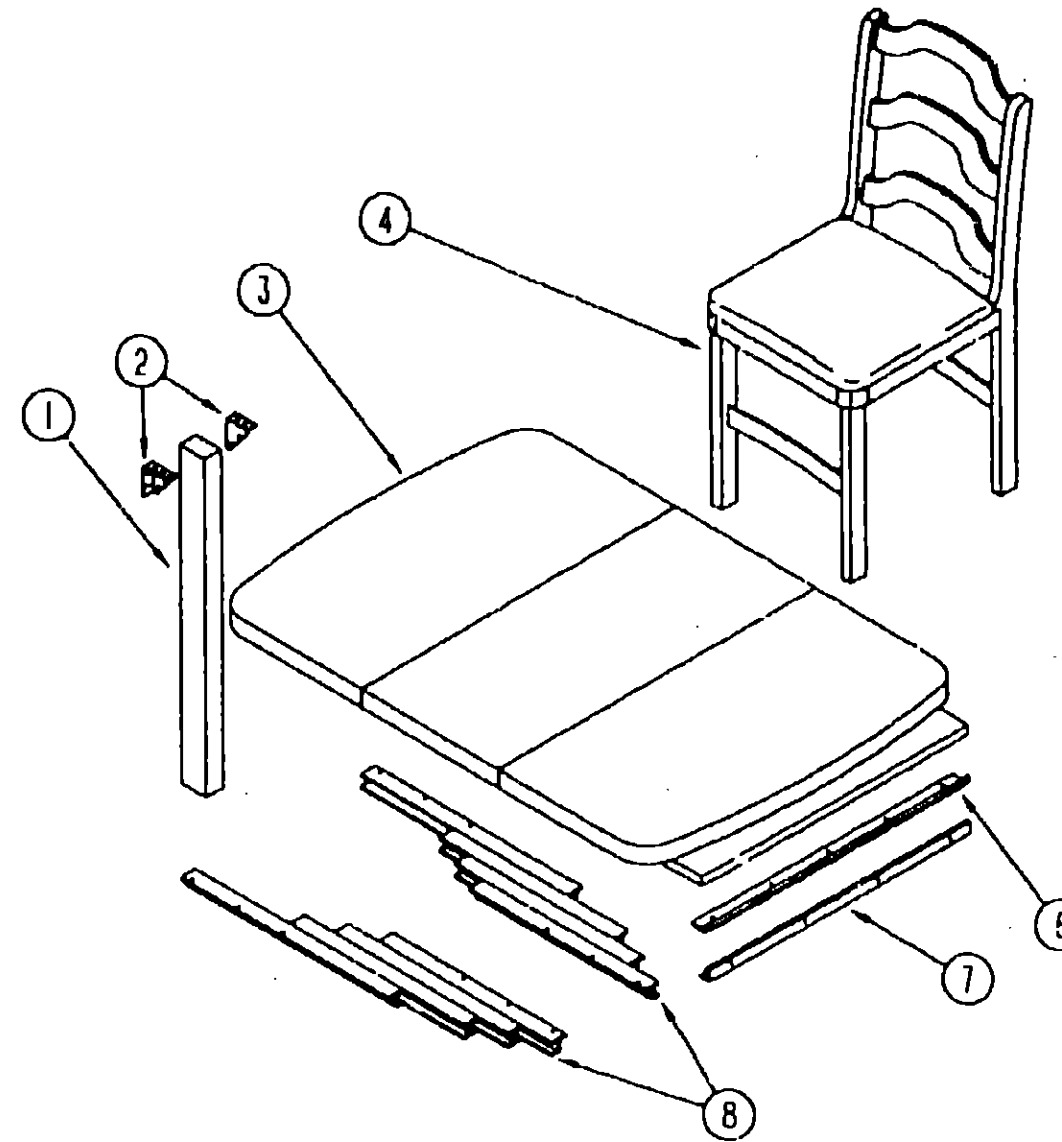
DINETTE GROUP (CONTINUED)



DINETTE TABLE

KEY	PART NUMBER	U/M DESCRIPTION
1	M03475-05-D21	EA TABLE-DINETTE, W/O HARDWARE - 35.7" X 29.8"
1	M03475-05-D22	EA TABLE-DINETTE, W/O HARDWARE - 35.7" X 29.8"
1	M03475-05-D23	EA TABLE-DINETTE, W/O HARDWARE - 35.7" X 29.8" (D23,D44,D45)
2	053200-12-000	EA BRACKET-TABLE SUPPORT, UPPER WALL MOUNTED - 23.5" - OFF WHITE
3	086410-02-000	EA BRACKET-LIFT, TABLE MOUNTED - OFF WHITE
4	024281-14-000	EA BRACKET-LIFT ROD, LOWER WALL MOUNTED - 22.12" - OFF WHITE
5	024275-12-000	EA ROD-TABLE LIFT, 8" X 23.5" - OFF WHITE
6	102810-01-02A	EA BRACKET-HINGE, MOUNTS TO LEG & TABLE TOP - 1.7" X 1.7" - OFF WHITE
6	102810-01-03A	EA BRACKET-HINGE, MOUNTS TO LEG & TABLE TOP - 1.7" X 1.7" - MILL
7	092708-10-D21	EA LEG-TABLE, DROP LEAF - 27.8"
8	092593-01-05A	EA CATCH-LEG, LEG MOUNTED - ROUND - 1.4" DIA - METAL - OFF WHITE
9	049493-11-700	EA CATCH-LEG, FLOOR MOUNTED - 2.5" X 2.7" - METAL - E-COAT

DINETTE GROUP (CONTINUED)



DINETTE PULLOUT TABLE

KEY	PART NUMBER	U/M DESCRIPTION
1	092708-10-D21	EA LEG-TABLE, WOOD
2	102810-01-02A	EA BRACE-LEG, OFF WHITE
3	P02056-07-D21	EA TABLE-PULLOUT, W/HINGE CATCH SUPPORT - W/O LEG
3	P02056-07-D22	EA TABLE-PULLOUT, W/HINGE CATCH SUPPORT - W/O LEG
3	P02056-07-D23	EA TABLE-PULLOUT, W/HINGE CATCH SUPPORT - W/O LEG (D23,D44,D45)
	102056-17-D21	EA TABLE-PULLOUT, W/O HINGE CATCH SUPPORT OR LEG
	102056-17-D22	EA TABLE-PULLOUT, W/O HINGE CATCH SUPPORT OR LEG
	102056-17-D23	EA TABLE-PULLOUT, W/O HINGE CATCH SUPPORT OR LEG (D23,D44,D45)
	009050-02-000	EA LEVELER-TABLE TOP, FEMALE & MALE ENDS W/4 SCREWS - PLASTIC
	102194-01-000	EA GUIDE-PLASTIC
4	101604-01-01A	EA CHAIR-FOLDING, DINETTE - WOOD
	110198-01-D21	EA COVER-CHAIR, STACKMORE FOLDING
	110198-01-D22	EA COVER-CHAIR, STACKMORE FOLDING
	110198-01-D23	EA COVER-CHAIR, STACKMORE FOLDING
	110198-01-D44	EA COVER-CHAIR, STACKMORE FOLDING (D44,D45)
6	102201-04-02A	EA SUPPORT-HINGE CATCH, WALL MOUNTED - OFF WHITE
7	102200-04-01A	EA SUPPORT-HINGE LOCK, WALL MOUNTED - BEIGE
8	009210-01-000	EA SLIDE-TABLE, 18" TO 50" - METAL
8	108663-01-000	EA HINGE-LEAF, FOLDING

FROM: 00-00-00 THRU: 11-30-92

FROM: 12-01-92 THRU: 99-99-99

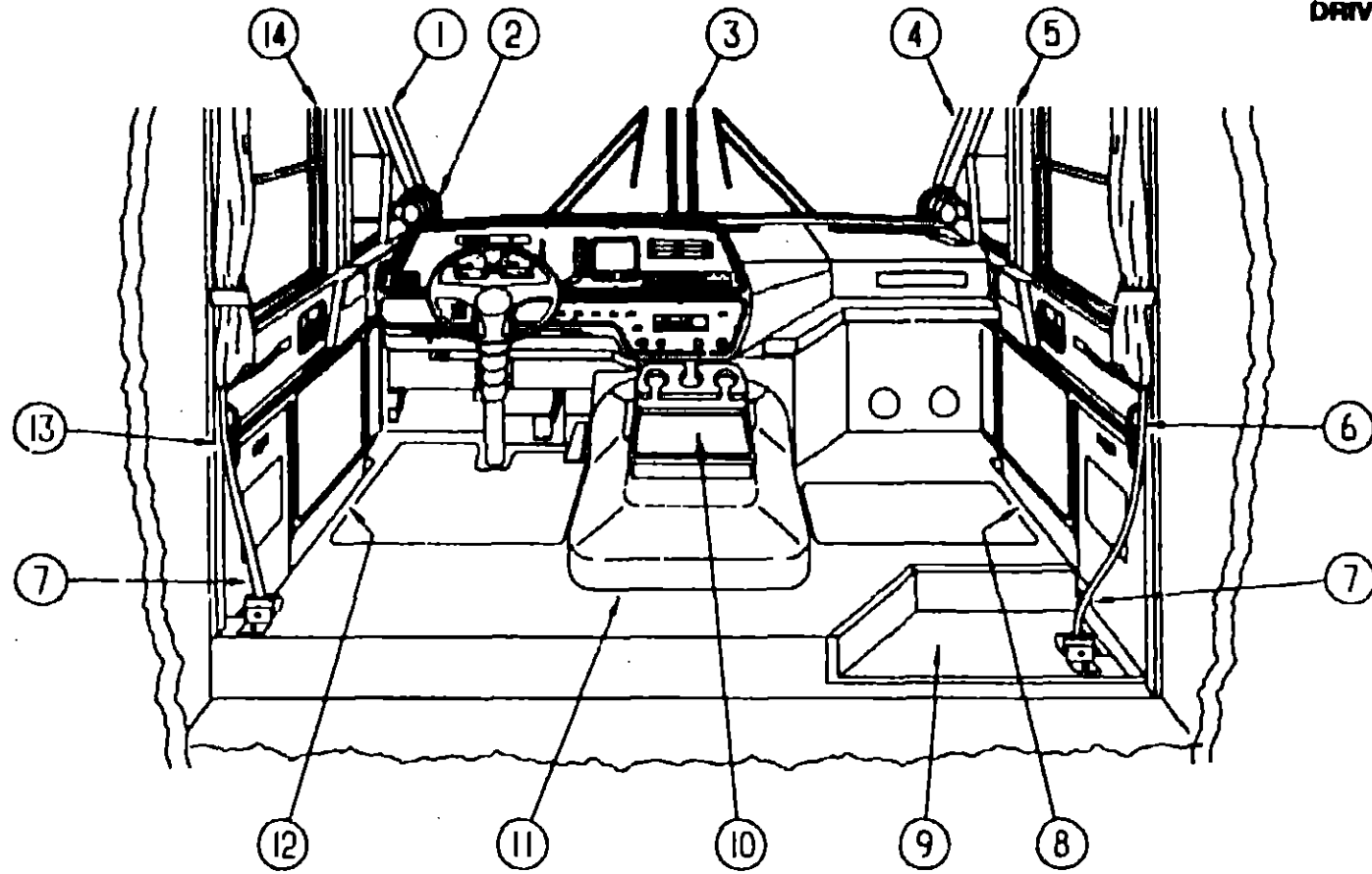
**1993 ELANTE'
TABLE OF CONTENTS**

INTRODUCTION	A-01 -	A-02
ABBREVIATIONS		A-03
ALPHABETICAL INDEX	A-04 -	A-06
WCP37RQ	A-07 -	F-20
WCP33RQ	F-21 -	L-04

1993 WCP37RQ INDEX

FLOOR PLAN	A-07 -	A-08
ACCESSORIES		A-09
AUDIO/VIDEO	A-10 -	A-12
BATH	A-13 -	A-16
BEDROOM	A-17 -	A-20
CHASSIS	A-21 -	B-18
CURTAIN & CUSHION	B-19 -	C-06
DINETTE	C-07 -	C-10
DRIVERS COMPARTMENT	C-11 -	C-20
ELECTRICAL	C-21 -	D-02
EXTERIOR BODY	D-03 -	D-10
GALLEY	D-11 -	D-17
GENERATOR		D-18
HEATING & A/C	D-19 -	D-22
INTERIOR FINISH	D-23 -	E-02
LABELS	E-03 -	E-10
LP		E-11
LOUNGE	E-12 -	E-13
SEALANTS & FASTENERS	E-14 -	F-18
WATER & SEWAGE	E-19 -	E-24
WINDOW, VENT AND		
EXTERIOR DOOR	F-01 -	F-18
WINDSHIELD/WIPER	F-19 -	F-20

DRIVERS COMPARTMENT GROUP
DRIVERS CAB AREA



KEY	PART NUMBER	U/M DESCRIPTION
9	103293-01-03A	EA PANEL-TRIM, SEAT PEDESTAL - 8.5" X 7.7" - PLASTIC - GRAY
	103293-01-02A	EA PANEL-TRIM, SEAT PEDESTAL - 8.5" X 7.7" - PLASTIC - BEIGE
	105717-01-01A	EA STEPWELL-CAB, PASS W/SEAT BASE CUTOUT - 36" - PLAS - BLK
	105717-01-02A	EA STEPWELL-CAB, PASS W/SEAT BASE CUTOUT - 36" - PLAS - BEIGE
	105717-01-03A	EA STEPWELL-CAB, PASS W/SEAT BASE CUTOUT - 36" - PLAS - GRAY
10	M04032-01-AB1	EA DOWEL-WOOD, STAINED - 1" X 1.75"
	M98824-13-AC1	EA INSERT-TRAY, BEVERAGE - 7.2" X 16.2" - WOOD
	099028-01-000	EA HINGE-CONCEALED, BEVERAGE
	098912-01-01A	EA INSERT-BEVERAGE TRAY, 5" X 14"
	046886-03-000	EA ASHTRAY-CHROME, W/COVER
11	092406-01-000	EA TRIM-MOTOR COVER, ALUMINUM
	075564-01-000	EA BRACKET-MOUNTING, MOTOR COVER
	097552-01-000	EA COVER-MOTOR, W/O CARPET
	039623-01-000	FT SEAL-MOTOR COVER, RUBBER BULB TYPE - BLACK
12	102500-02-01A	EA THRESHOLD-STEPWELL, DR DOOR - TOP/SIDE/BOTTOM - BLACK
	103217-03-C17	EA PANEL-STEPWELL, W/MAT & CUTOUT - UPPER DR - PLAS - GRAY
		36.5" X 11.5" OVERALL WIDTHS - W/7" RISE
	103216-02-02A	EA PANEL-STEPWELL, W/CUTOUT - UPPER DRIVER - PLAS - BEIGE
		36.5" X 11.5" OVERALL WIDTH - W/7" RISE
	103216-02-01A	EA PANEL-STEPWELL, W/CUTOUT - UPPER DRIVER - PLASTIC - BLK
		36.5" X 11.5" OVERALL WIDTH - W/7" RISE
	103217-03-C18	EA PANEL-STEPWELL, W/MAT & CUTOUT - UPPER DR - PLAS - BEIGE
		36.5" X 11.5" OVERALL WIDTHS - W/7" RISE
	103216-02-03A	EA PANEL-STEPWELL, W/CUTOUT - UPPER DRIVER - PLAS - GRAY
		36.5" X 11.5" OVERALL WIDTH - W/7" RISE
	103217-02-C17	EA PANEL-STEPWELL, W/MAT - UPPER DRIVER - PLASTIC - GRAY
		36.5" X 11.5" OVERALL WIDTH - W/7" RISE
	103216-01-01A	EA PANEL-STEPWELL, W/O MAT - UPPER DRIVER - PLASTIC - BLK
		36.5" X 11.5" OVERALL WIDTH - W/7" RISE
	103217-02-C18	EA PANEL-STEPWELL, W/MAT - UPPER DRIVER - PLASTIC - BEIGE
		36.5" X 11.5" OVERALL WIDTH - W/7" RISE
	103216-01-02A	EA PANEL-STEPWELL, W/O MAT - UPPER DRIVER - PLASTIC - BEIGE
		36.5" X 11.5" OVERALL WIDTH - W/7" RISE
	103216-01-03A	EA PANEL-STEPWELL, W/O MAT - UPPER DRIVER - PLASTIC - GRAY
		36.5" X 11.5" OVERALL WIDTH - W/7" RISE
	103218-02-C17	EA PANEL-STEPWELL, W/MAT - LOWER DR W/BACK - PLAS - GRAY
	103219-02-01A	EA PANEL-STEPWELL, W/O MAT - LOWER DR W/BACK - PLASTIC
	103218-02-C18	EA PANEL-STEPWELL, W/MAT - LOWER DR W/BACK - PLAS - BEIGE
	103219-02-02A	EA PANEL-STEPWELL, W/O MAT - LOWER DR W/BACK - PLAS - BEIGE
	103219-02-03A	EA PANEL-STEPWELL, W/O MAT - LOWER DR W/BACK - PLAS - GRAY
	077111-18-000	EA PANEL-TRIM, B' PILLER - DRIVER - PLASTIC - BEIGE
		TO REAR OF DRIVER DOOR
	097826-03-02A	EA PANEL-TRIM, LOWER DRIVER SIDE - W/COURTESY LIGHT CUTOUT
		PLASTIC - GRAY
	097826-03-01A	EA PANEL-TRIM, LOWER DRIVER SIDE - W/COURTESY LIGHT CUTOUT
		PLASTIC - BEIGE
		FROM: 00-00-00 THRU: 10-04-92
	097826-04-01A	EA PANEL-TRIM, LOWER DRIVER SIDE - W/COURTESY LIGHT CUTOUT
		PLASTIC - LIGHT FAWN
		FROM: 10-05-92 THRU: 99-99-99
	097826-04-02A	EA PANEL-TRIM, LOWER DRIVER SIDE - W/COURTESY LIGHT CUTOUT
		PLASTIC - SLATE GRAY
13	077111-20-000	EA PANEL-TRIM, B' PILLER - DRIVER - PLASTIC - GRAY
14	077113-08-000	EA PANEL-TRIM, HINGE PILLER - DRIVER - PLASTIC - BEIGE
		TO FRONT OF DRIVER DOOR
14	077113-10-000	EA PANEL-TRIM, HINGE PILLER - DRIVER - PLASTIC - GRAY
		TO FRONT OF DRIVER DOOR
	103498-04-000	EA BOOT-COLUMN
		FROM: 00-00-00 THRU: 09-06-92
	103498-06-000	EA BOOT-COLUMN
		FROM: 09-07-92 THRU: 01-31-93
	103498-07-000	EA BOOT-COLUMN
		FROM: 02-01-93 THRU: 99-99-99

1993 ELANTE'
TABLE OF CONTENTS

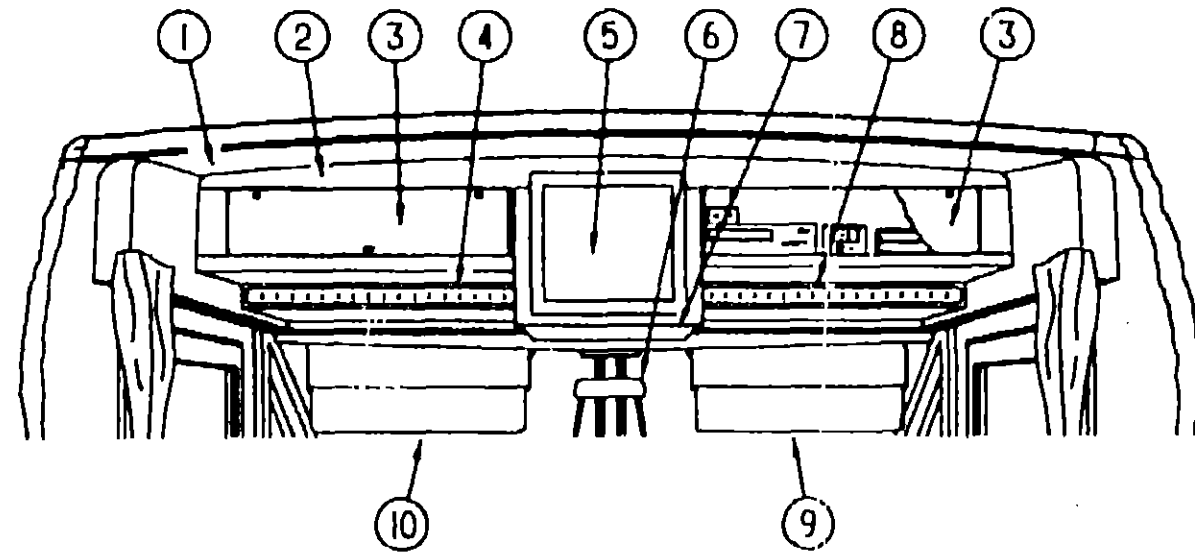
INTRODUCTION	A-01 -	A-02
ABBREVIATIONS		A-03
ALPHABETICAL INDEX	A-04 -	A-06
WCP37RQ	A-07 -	F-20
WCP33RQ	F-21 -	L-04

1993 WCP37RQ INDEX

FLOOR PLAN	A-07 -	A-08
ACCESSORIES		A-09
AUDIO/VIDEO	A-10 -	A-12
BATH	A-13 -	A-16
BEDROOM	A-17 -	A-20
CHASSIS	A-21 -	B-18
CURTAIN & CUSHION	B-19 -	C-06
DINETTE	C-07 -	C-10
DRIVERS COMPARTMENT	C-11 -	C-20
ELECTRICAL	C-21 -	D-02
EXTERIOR BODY	D-03 -	D-10
GALLEY	D-11 -	D-17
GENERATOR		D-18
HEATING & A/C	D-19 -	D-22
INTERIOR FINISH	D-23 -	E-02
LABELS	E-03 -	E-10
LP		E-11
LOUNGE	E-12 -	E-13
SEALANTS & FASTENERS	E-14 -	E-18
WATER & SEWAGE	E-19 -	E-24
WINDOW, VENT AND		
EXTERIOR DOOR	F-01 -	F-18
WINDSHIELD/WIPER	F-19 -	F-20

KEY	PART NUMBER	U/M DESCRIPTION
1	077112-08-000	EA PANEL-TRIM, A' PILLER - DRIVER - PLASTIC - BEIGE
1	077112-10-000	EA PANEL-TRIM, A' PILLER - DRIVER - PLASTIC - GRAY
2	036420-02-000	EA DEFROSTER FAN - 6" DIA. - 2 SPEED - DRIVER OR PASSENGER SIDE
	077988-01-000	EA BRACKET-FAN, DEFROSTER - PASS - 4.7" X 3.5" - METAL - BLK
3	077114-09-000	EA COVER-CENTER PILLER, WINDSHIELD - PLASTIC - BEIGE
3	077114-10-000	EA COVER-CENTER PILLER, WINDSHIELD - PLASTIC - GRAY - UNCUT
4	077112-07-000	EA PANEL-TRIM, A' PILLER - PASSENGER - PLASTIC - BEIGE
4	077112-09-000	EA PANEL-TRIM, A' PILLER - PASSENGER - PLASTIC - GRAY
5	077113-07-000	EA PANEL-TRIM, HINGE PILLER - PASSENGER - PLASTIC - BEIGE
		TO FRONT OF PASSENGER DOOR
5	077113-09-000	EA PANEL-TRIM, HINGE PILLER - PASSENGER - PLASTIC - GRAY
		TO FRONT OF PASSENGER DOOR
5	077115-08-000	EA TRIM-PANEL, LOWER PASSENGER SIDE - PLASTIC - BEIGE
		IN FRONT OF PASSENGER DOOR
		FROM: 00-00-00 THRU: 10-04-92
5	077115-10-000	EA TRIM-PANEL, LOWER PASSENGER SIDE - PLASTIC - LIGHT FAWN
		IN FRONT OF PASSENGER DOOR
		FROM: 10-05-92 THRU: 99-99-99
5	077115-09-000	EA PANEL-TRIM, LOWER PASSENGER SIDE - PLASTIC - GRAY
		TO FRONT OF PASSENGER DOOR
6	077111-17-000	EA PANEL-TRIM, B' PILLER - PASSENGER - PLASTIC - BEIGE
6	077111-19-000	EA PANEL-TRIM, B' PILLER - PASSENGER - PLASTIC - GRAY
7	091990-01-01A	EA SEAT BELT-SHOULDER HARNESS - DRIVERS/PASSENGERS - BLACK
7	091990-03-01A	EA SEAT BELT - 3 POINT - BLACK
	109146-01-000	EA BOLT-SHOULDER, SEAT BELT
	091990-01-700	EA COVER-BOLT, SEATBELT - BLACK
8	102500-01-01A	EA THRESHOLD-STEPWELL, PASS DOOR - TOP/SIDE/BOTTOM - BLACK
	103218-01-C17	EA PANEL-STEPWELL, W/MAT - LOWER PASS W/BACK - PLAS - GRAY
	103219-01-01A	EA PANEL-STEPWELL, W/O MAT - LOWER PASS W/BACK - PLASTIC
	103218-01-C18	EA PANEL-STEPWELL, W/MAT - LOWER PASS W/BACK - PLAS - BEIGE
	103219-01-02A	EA PANEL-STEPWELL, W/O MAT - LOWER PASS W/BACK - PLAS - BEIGE
	103219-01-03A	EA PANEL-STEPWELL, W/O MAT - LOWER PASS W/BACK - PLAS - GRAY

DRIVERS COMPARTMENT GROUP (CONTINUED)



DRIVERS COMPARTMENT GROUP (CONTINUED)
CUSTOM STEERING WHEEL

KEY	PART NUMBER	U/M DESCRIPTION
	080752-06-000	EA HUB-ADAPTER, STEERING WHEEL
	080752-08-000	EA SCREW-CUSTOM STEERING WHEEL
	080752-17-000	EA WHEEL-STEERING, 3 SPOKES W/2 THUMB HORN BUTTONS

1993 ELANTE'
TABLE OF CONTENTS

INTRODUCTION	A-01 -	A-02
ABBREVIATIONS		A-03
ALPHABETICAL INDEX	A-04 -	A-06
WCP37RQ	A-07 -	F-20
WCP33RQ	F-21 -	L-04

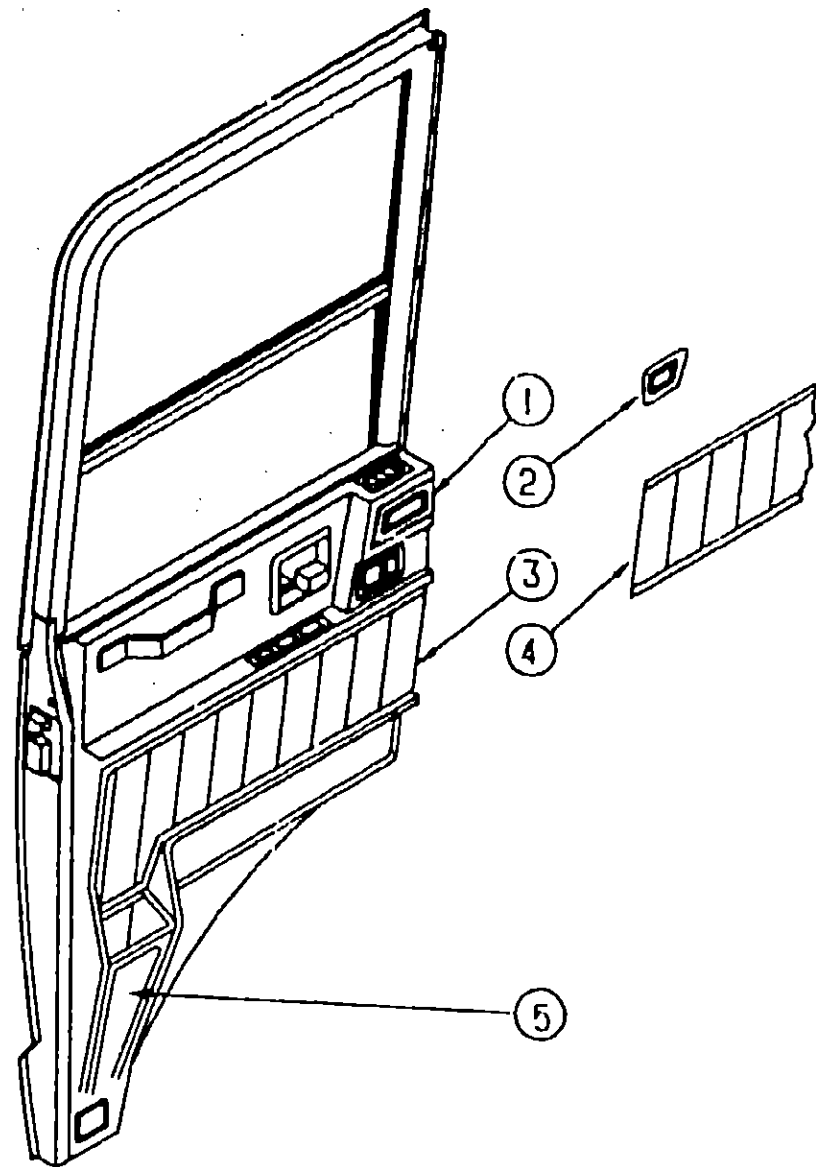
DRIVERS OVERHEAD CAB AREA

KEY	PART NUMBER	U/M DESCRIPTION
1	101443-01-04A	EA PANEL-CEILING, W/HEADLINER - 84.6" X 45.7" - PLAS - GRAY
1	101443-01-03A	EA PANEL-CEILING, W/HEADLINER - 84.6" X 45.7" - PLAS - BEIGE
2	101404-01-B16	EA FACE-CABINET, OVERHEAD TV - 74.8" X 16.2" - WOOD
3	100708-02-000	EA DOOR-GLASS, CABINET - W/O HARDWARE - 5" X 26.5" - TINTED
	100710-01-01A	EA LOCK-GLASS DOOR, TWIST TYPE - BRASS
	100711-01-01A	EA HINGE-DOOR, GLASS
	101272-01-000	EA CATCH-DOOR, GLASS
	100707-01-000	EA SPACER-DOOR, GLASS - .8" DIA - .3" HOLE - PLASTIC
4	089112-04-D21	EA PAD-DECORATIVE
4	089112-04-D22	EA PAD-DECORATIVE
4	089112-04-D23	EA PAD-DECORATIVE
4	089112-04-D44	EA PAD-DECORATIVE (D44,D45)
5	100622-01-01A	EA BRACKET-CABINET, TV - 9" X 1.5" - METAL - OFF WHITE
	099637-01-000	EA GROMMET-RUBBER, .37" X .94" DIAMETER - BLACK
	099717-01-000	EA TIEDOWN-TV, STRAP ON FEMALE END IS 22.8" LONG
	099717-02-000	EA TIEDOWN-TV, STRAP ON FEMALE END IS 28.7" LONG
	099856-01-000	EA TIEDOWN-STRAP, TV - W/BUCKLE - 53.1" X 1" - WEBBING - BLK
6	040714-01-000	EA MIRROR-REAR VIEW, W/ARM MOUNT & SET SCREW
7	089111-02-D21	EA PAD-DECORATIVE
7	089111-02-D22	EA PAD-DECORATIVE
7	089111-02-D23	EA PAD-DECORATIVE
7	089111-02-D44	EA PAD-DECORATIVE (D44,D45)
8	089112-03-D21	EA PAD-DECORATIVE
8	089112-03-D22	EA PAD-DECORATIVE
8	089112-03-D23	EA PAD-DECORATIVE
8	089112-03-D44	EA PAD-DECORATIVE (D44,D45)
9	082286-07-AF1	EA SUNVISOR-PASSENGER SIDE
9	082286-07-AC1	EA SUNVISOR-PASSENGER, W/O MIRROR
10	082286-04-Y81	EA SUNVISOR-DRIVER, W/MAP POCKET
10	082286-04-X19	EA SUNVISOR-DRIVER, W/MAP POCKET
	M82286-04-W33	EA COVER-SUNVISOR, DRIVER - W/MAP POCKET
	007211-01-000	EA HINGE-SUNVISOR, 25.5" X 1.5" - METAL
	074012-01-000	EA CLIP-SUNVISOR, SQUARE - PINCH CN
	102377-01-000	EA BRACKET-SUNVISOR, 1 PIECE - STEEL
	P01406-01-B16	EA BOTTOM-TV CABINET, CENTER - VINYL WRAPPED STEEL
	P01406-01-B38	EA BOTTOM-TV CABINET, CENTER - VINYL WRAPPED STEEL (D22)
	108486-01-01A	EA BRACKET-PROP ROD, OVERHEAD, BLACK
	108487-01-01A	EA SUPPORT-PROP ROD, OVERHEAD, BLACK
	M05089-01-B16	EA BOTTOM-CABINET, OVERHEAD PASSENGER SIDE - VINYL WRAPPED STEEL
	M05089-01-B38	EA BOTTOM-TV CABINET, PASSENGER SIDE - VINYL WRAPPED STEEL
	M05089-02-B16	EA BOTTOM-CABINET, OVERHEAD DRIVER SIDE - VINYL WRAPPED STEEL
	M05089-02-B38	EA BOTTOM-TV CABINET, DRIVER SIDE - VINYL WRAPPED STEEL

1993 WCP37RQ INDEX

FLOOR PLAN	A-07 -	A-08
ACCESSORIES		A-09
AUDIO/VIDEO	A-10 -	A-12
BATH	A-13 -	A-16
BEDROOM	A-17 -	A-20
CHASSIS	A-21 -	B-18
CURTAIN & CUSHION	B-19 -	C-06
DINETTE	C-07 -	C-10
DRIVERS COMPARTMENT	C-11 -	C-20
ELECTRICAL	C-21 -	D-02
EXTERIOR BODY	D-03 -	D-10
GALLEY	D-11 -	D-17
GENERATOR		D-18
HEATING & A/C	D-19 -	D-22
INTERIOR FINISH	D-23 -	E-02
LABELS	E-03 -	E-10
LP		E-11
LOUNGE	E-12 -	E-13
SEALANTS & FASTENERS	E-14 -	E-18
WATER & SEWAGE	E-19 -	E-24
WINDOW, VENT AND		
EXTERIOR DOOR	F-01 -	F-18
WINDSHIELD/WIPER	F-19 -	F-20

DRIVERS COMPARTMENT GROUP (CONTINUED)
PADDED INSERTS



KEY	PART NUMBER	U/M	DESCRIPTION	
1	089104-05-D21	EA	PAD-DECORATIVE - DRIVER	
1	089104-05-D22	EA	PAD-DECORATIVE - DRIVER	FROM: 06-00-00 THRU: 10-04-92
1	089104-05-D23	EA	PAD-DECORATIVE - DRIVER	FROM: 03-00-00 THRU: 10-04-92
1	089104-05-D44	EA	PAD-DECORATIVE - DRIVER (D44,D45)	FROM: 00-00-00 THRU: 10-04-92
1	089104-06-D21	EA	PAD-DECORATIVE - PASSENGER	FROM: 00-00-00 THRU: 10-04-92
1	089104-06-D22	EA	PAD-DECORATIVE - PASSENGER	
1	089104-06-D23	EA	PAD-DECORATIVE - PASSENGER	
1	089104-06-D44	EA	PAD-DECORATIVE - PASSENGER (D44,D45)	
2	089107-02-D21	EA	PAD-DECORATIVE - DRIVER	
2	089107-02-D22	EA	PAD-DECORATIVE - DRIVER	
2	089107-02-D23	EA	PAD-DECORATIVE - DRIVER	
2	089107-02-D44	EA	PAD-DECORATIVE - DRIVER (D44,D45)	
2	089109-02-D21	EA	PAD-DECORATIVE - PASSENGER	
2	089109-02-D22	EA	PAD-DECORATIVE - PASSENGER	
2	089109-02-D23	EA	PAD-DECORATIVE - PASSENGER	
2	089109-02-D44	EA	PAD-DECORATIVE - PASSENGER (D44,D45)	
3	089105-04-D21	EA	PAD-DECORATIVE - DRIVER	
3	089105-04-D22	EA	PAD-DECORATIVE - DRIVER	
3	089105-04-D23	EA	PAD-DECORATIVE - DRIVER	
3	089105-04-D44	EA	PAD-DECORATIVE - DRIVER (D44,D45)	
3	089105-03-D21	EA	PAD-DECORATIVE - PASSENGER	
3	089105-03-D22	EA	PAD-DECORATIVE - PASSENGER	
3	089105-03-D23	EA	PAD-DECORATIVE - PASSENGER	
3	089105-03-D44	EA	PAD-DECORATIVE - PASSENGER (D44,D45)	
4	089108-02-D21	EA	PAD-DECORATIVE - DRIVER	
4	089108-02-D22	EA	PAD-DECORATIVE - DRIVER	
4	089108-02-D23	EA	PAD-DECORATIVE - DRIVER	
4	089108-02-D44	EA	PAD-DECORATIVE - DRIVER (D44,D45)	
4	089110-02-D21	EA	PAD-DECORATIVE - PASSENGER	
4	089110-02-D22	EA	PAD-DECORATIVE - PASSENGER	
4	089110-02-D23	EA	PAD-DECORATIVE - PASSENGER	
4	089110-02-D44	EA	PAD-DECORATIVE - PASSENGER (D44,D45)	
5	089106-04-D21	EA	PAD-DECORATIVE - DRIVER	
5	089106-04-D22	EA	PAD-DECORATIVE - DRIVER	
5	089106-04-D23	EA	PAD-DECORATIVE - DRIVER	
5	089106-04-D44	EA	PAD-DECORATIVE - DRIVER (D44,D45)	
5	089106-03-D21	EA	PAD-DECORATIVE - PASSENGER	
5	089106-03-D22	EA	PAD-DECORATIVE - PASSENGER	
5	089106-03-D23	EA	PAD-DECORATIVE - PASSENGER	
5	089106-03-D44	EA	PAD-DECORATIVE - PASSENGER (D44,D45)	

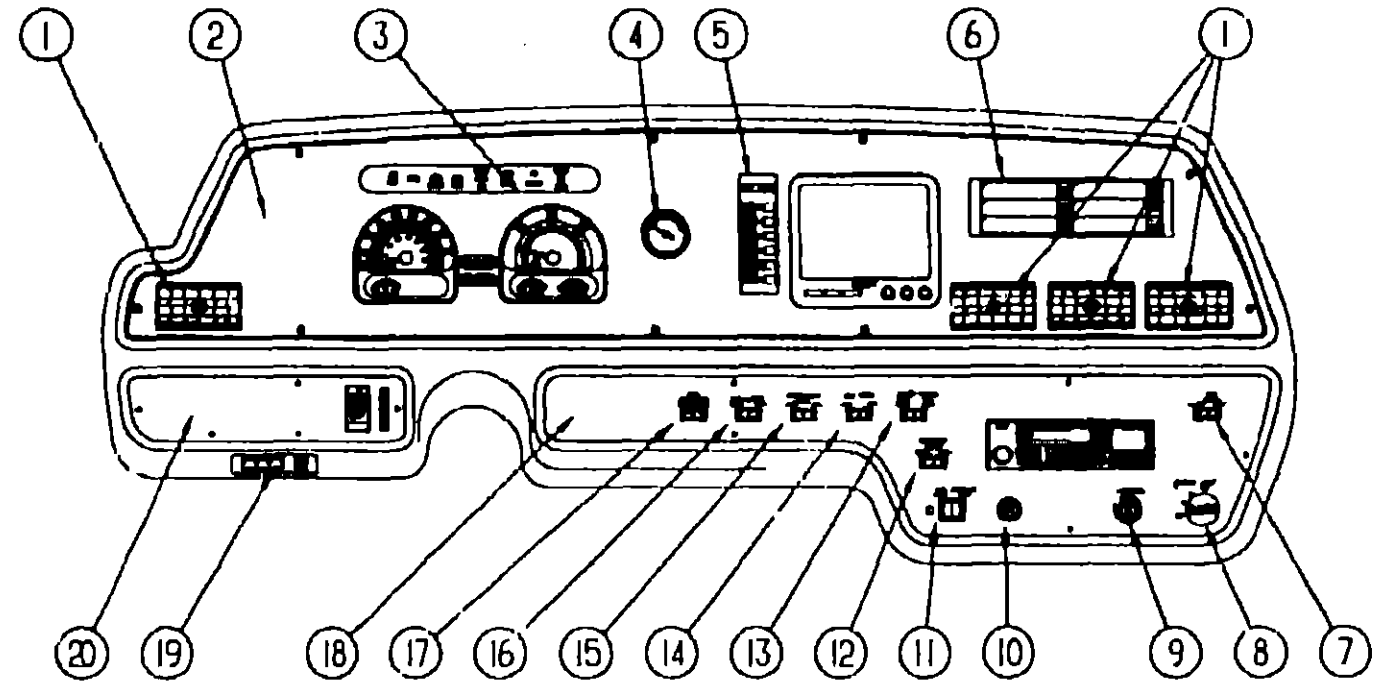
**1993 ELANTE'
TABLE OF CONTENTS**

INTRODUCTION	A-01 -	A-02
ABBREVIATIONS		A-03
ALPHABETICAL INDEX	A-04 -	A-06
WCP37RQ	A-07 -	F-20
WCP33RQ	F-21 -	L-04

1993 WCP37RQ INDEX

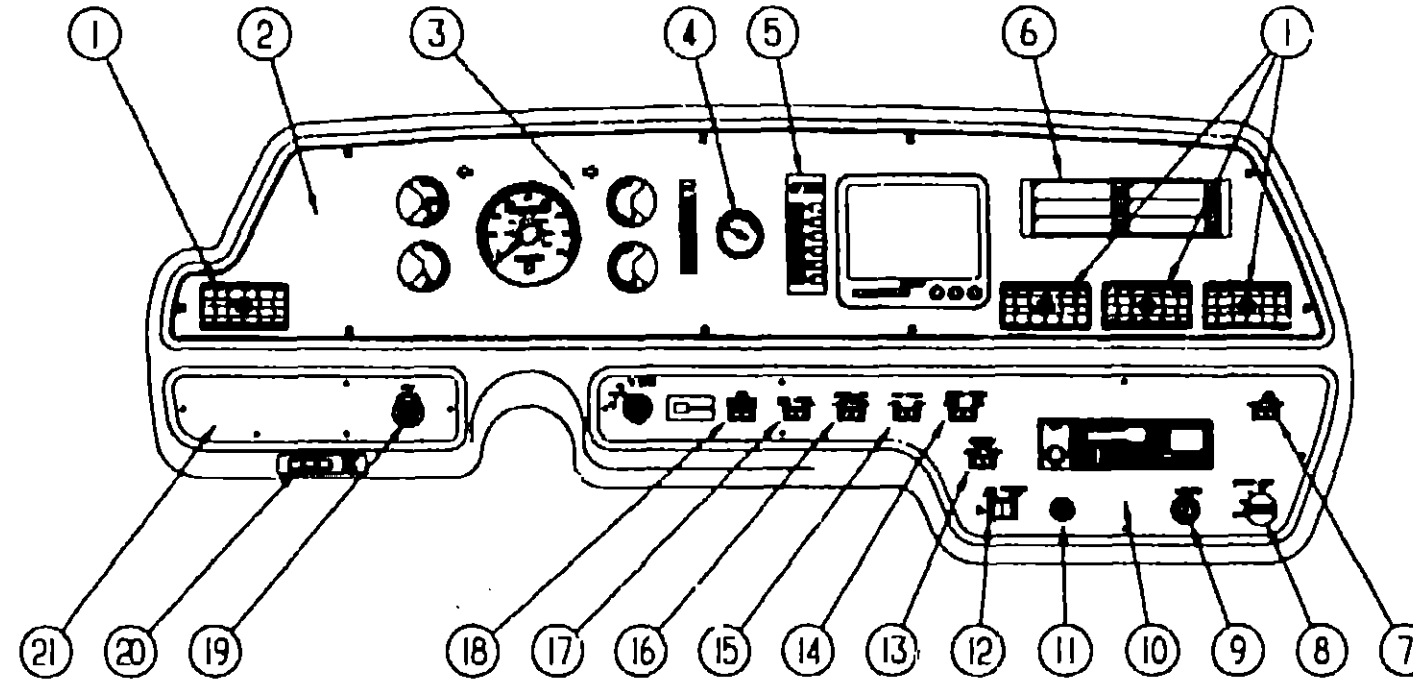
FLOOR PLAN	A-07 -	A-08
ACCESSORIES		A-09
AUDIO/VIDEO	A-10 -	A-12
BATH	A-13 -	A-15
BEDROOM	A-17 -	A-20
CHASSIS	A-21 -	B-18
CURTAIN & CUSHION	B-19 -	C-06
DINETTE	C-07 -	C-10
DRIVERS COMPARTMENT	C-11 -	C-20
ELECTRICAL	C-21 -	D-02
EXTERIOR BODY	D-03 -	D-10
GALLEY	D-11 -	D-17
GENERATOR		D-18
HEATING & A/C	D-19 -	D-22
INTERIOR FINISH	D-23 -	E-02
LABELS	E-03 -	E-10
LP		E-11
LOUNGE	E-12 -	E-13
SEALANTS & FASTENERS	E-14 -	E-18
WATER & SEWAGE	E-19 -	E-24
WINDOW, VENT AND EXTERIOR DOOR	F-01 -	F-18
WINDSHIELD/WIPER	F-19 -	F-20

DRIVERS COMPARTMENT GROUP (CONTINUED)



INSTRUMENT CLUSTER (CHEVY CHASSIS)

DRIVERS COMPARTMENT GROUP (CONTINUED)



INSTRUMENT CLUSTER (FORD CHASSIS)

**1993 ELANTE'
TABLE OF CONTENTS**

INTRODUCTION	A-01 -	A-02
ABBREVIATIONS		A-03
ALPHABETICAL INDEX	A-04 -	A-06
WCP37RQ	A-07 -	F-20
WCP33RQ	F-21 -	L-04

1993 WCP37RQ INDEX

FLOOR PLAN	A-07 -	A-08
ACCESSORIES		A-09
AUDIO/VIDEO	A-10 -	A-12
BATH	A-13 -	A-16
BEDROOM	A-17 -	A-20
CHASSIS	A-21 -	B-18
CURTAIN & CUSHION	B-19 -	C-06
DINETTE	C-07 -	C-10
DRIVERS COMPARTMENT	C-11 -	C-20
ELECTRICAL	C-21 -	D-02
EXTERIOR BODY	D-03 -	D-10
GALLEY	D-11 -	D-17
GENERATOR		D-18
HEATING & A/C	D-19 -	D-22
INTERIOR FINISH	D-23 -	F-02
LABELS	E-03 -	E-10
LP		E-11
LOUNGE	E-12 -	E-13
SEALANTS & FASTENERS	E-14 -	E-12
WATER & SEWAGE	E-19 -	E-24
WINDOW, VENT AND EXTERIOR DOOR	F-01 -	F-18
WINDSHIELD/WIPER	F-19 -	F-20

KEY	PART NUMBER	U/M DESCRIPTION
1	076783-02-000	EA LOUVER & BEZEL-AIR, 2 1/2" - PLASTIC - BLACK
2	101046-05-01A	EA PANEL-INSTRUMENT, UPPER - W/CUTOUTS - W/O APPLIQUE - BLACK MOUNTS CLUSTER
	101046-10-02A	EA APPLIQUE-INSTRUMENT PANEL, SILVER/GRAY-GRID SURROUNDS INSTRUMENT CLUSTER
	101046-10-01A	EA APPLIQUE-INSTRUMENT PANEL, BURLEWOOD SURROUNDS INSTRUMENT CLUSTER
3	094796-05-000	EA CLUSTER-INSTRUMENT PANEL, KILOMETERS - GAS - CANADIAN
4	024460-04-000	EA GAUGE-VACUUM
5	103930-02-700	EA PANEL-CONTROL
6	096776-01-000	EA BOX-CASSETTE, INSERTED IN DASH
7	097372-01-01A	EA MAP LIGHT SWITCH
8	090977-01-000	EA REAR AUTO HEATER SWITCH - W/O KNOB
	087202-02-000	EA KNOB-REAR AUTO HEATER SWITCH
	084410-02-000	EA DECAL-REAR AUTO HEATER SWITCH
9	089294-01-000	EA LIGHTER ASM-CIGARETTE
10	085759-01-000	EA LOW AIR WARNING LIGHT
11	086272-02-000	EA AUXILIARY BATTERY DISCONNECT SWITCH
12	097372-05-01A	EA BATTERY MODE SWITCH
13	097372-08-01A	EA RADIO-BATTERY SELECTION SWITCH
14	097372-01-01A	EA AIR HORN COMPRESSOR SWITCH
15	097372-02-01A	EA AUXILIARY DEFROSTER FAN SWITCH
16	097372-01-01A	EA FOG LAMP SWITCH
17	097372-07-01A	EA ICC COURTESY BLINK SWITCH
18	101024-04-01A	EA PANEL-INSTRUMENT, LOWER DR SIDE - FORD & CHEV - 30.7"
	101024-05-01A	EA APPLIQUE-INSTRUMENT PANEL, LOWER DR - CHEV - MATTE BLACK
19	051057-04-000	EA SWITCH-SEARCHLIGHT
20	101025-06-01A	EA PANEL-DASH, LOWER DRIVER SIDE - CHEV - 11.9" - CLEAR
	101025-10-01A	EA APPLIQUE-INSTRUMENT PANEL, LOWER DR SIDE - CHEV - BLACK
	097372-01-01A	EA DOCKING LIGHT SWITCH
	106256-01-01A	EA APPLIQUE-SWITCH, DOCKING LAMP - MATTE BLACK

KEY	PART NUMBER	U/M DESCRIPTION
1	076783-02-000	EA LOUVER & BEZEL-AIR, 2 1/2" - PLASTIC - BLACK
2	101046-06-01A	EA PANEL-INSTRUMENT, UPPER - W/CUTOUTS - W/O APPLIQUE - BLACK
	101046-11-01A	EA APPLIQUE-INSTRUMENT PANEL, BURLEWOOD
	101046-11-02A	EA APPLIQUE-INSTRUMENT PANEL, SILVER/GRAY-GRID
3	094794-02-000	EA CLUSTER-INSTRUMENT, KILOMETER - FORD - CANADIAN FROM: 00-00-00 THRU: 09-20-92
	094794-03-000	EA CLUSTER-INSTRUMENT, KILOMETER - FORD - CANADIAN FROM: 09-21-92 THRU: 99-99-99
4	024460-04-000	EA GAUGE-VACUUM
5	103930-02-700	EA PANEL-CONTROL
6	096776-01-000	EA BOX-CASSETTE, INSERTED IN DASH
7	097372-01-01A	EA MAP LIGHT SWITCH
8	090977-01-000	EA REAR AUTO HEATER SWITCH - W/O KNOB
	087202-02-000	EA KNOB-REAR AUTO HEATER SWITCH
	084410-02-000	EA DECAL-REAR AUTO HEATER SWITCH
9	089294-01-000	EA LIGHTER ASM-CIGARETTE
10	101024-04-01A	EA PANEL-INSTRUMENT, LOWER DR SIDE - 30.7"
	101024-06-01A	EA APPLIQUE-INSTRUMENT PANEL, LOWER DR - MATTE BLACK
11	085759-01-000	EA LOW AIR WARNING LIGHT
12	086272-02-000	EA AUXILIARY BATTERY DISCONNECT SWITCH
13	097372-05-01A	EA BATTERY MODE SWITCH
14	097372-08-01A	EA RADIO-BATTERY SELECTION SWITCH
15	097372-01-01A	EA AIR HORN COMPRESSOR SWITCH
16	097372-03-01A	EA AUXILIARY DEFROSTER FAN SWITCH
17	097372-01-01A	EA FOG LAMP SWITCH
18	097372-07-01A	EA ICC COURTESY BLINK SWITCH
19	096675-01-000	EA KNOB-HEADLAMP, W/SHAFT
20	051057-04-000	EA SWITCH-SEARCHLIGHT
21	101025-05-01A	EA PANEL-DASH, LOWER DRIVER SIDE - 11.9" - CLEAR
	101025-08-01A	EA APPLIQUE-INSTRUMENT PANEL, LOWER DR SIDE - BLACK
	097372-01-01A	EA DOCKING LIGHT SWITCH
	106256-01-01A	EA APPLIQUE-SWITCH, DOCKING LAMP - MATTE BLACK
	091206-02-000	EA CONTROL-WIPER, DASH

DRIVERS COMPARTMENT GROUP (CONTINUED)

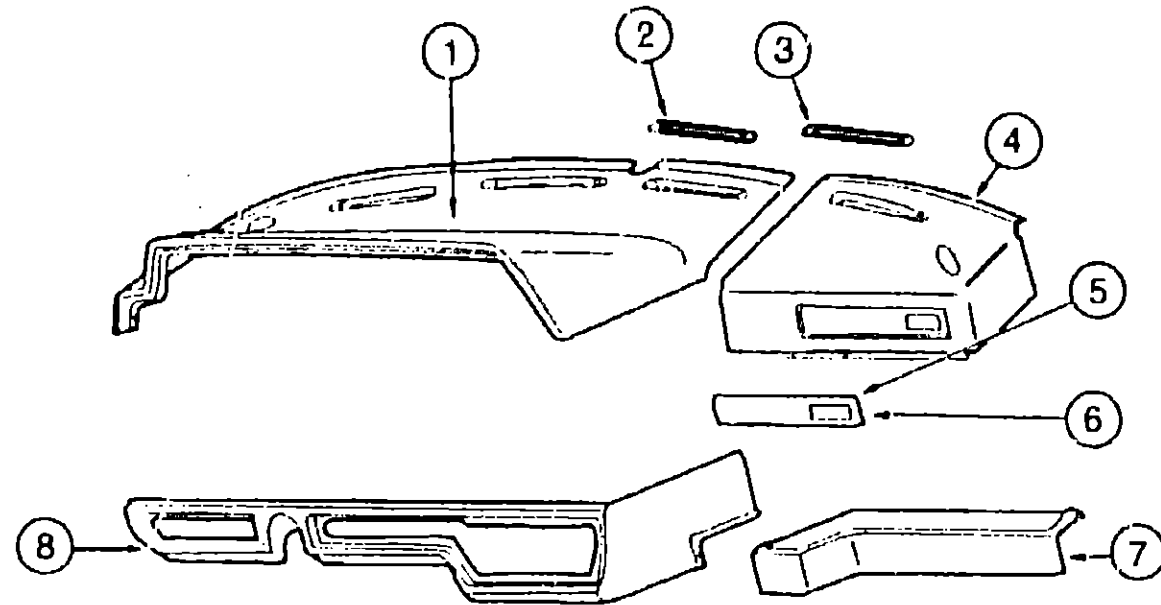
DRIVERS COMPARTMENT GROUP (CONTINUED)

DASH COMPONENTS

KEY	PART NUMBER	U/M DESCRIPTION
	076788-01-000	EA SOCKET-MINI BAYONET LAMP, DASH
	077031-02-000	EA FILM-AMBER, 1" X 1.75"
	076788-02-000	EA CYLINDER-CARDBOARD, LAMP
	076788-03-000	EA LAMP PLATE-RECTANGULAR, W/ADHESIVE TAB
	076788-04-000	EA LAMP PLATE-DIAMOND SHAPED
	077031-01-000	EA FILM-BLACK, 1" X 1.75"
	079382-01-000	EA SCREW-SOCKET, 8-18 X 1" - BLACK
	090979-01-000	EA PLUG-INSTRUMENT PANEL, .45"
	097372-06-01A	EA SWITCH-BLANK
	102087-01-000	EA CABLE-HOOD RELEASE
	102515-01-000	EA BRACKET-CABLE, HOOD RELEASE - .9" X 1.3" X 2.75" - BLACK
	100138-01-000	EA MODULE-DAYTIME RUNNING LIGHT

**1993 ELANTE'
TABLE OF CONTENTS**

INTRODUCTION	A-01 -	A-02
ABBREVIATIONS		A-03
ALPHABETICAL INDEX	A-04 -	A-06
WCP37RQ	A-07 -	F-20
WCP33RQ	F-21 -	L-04



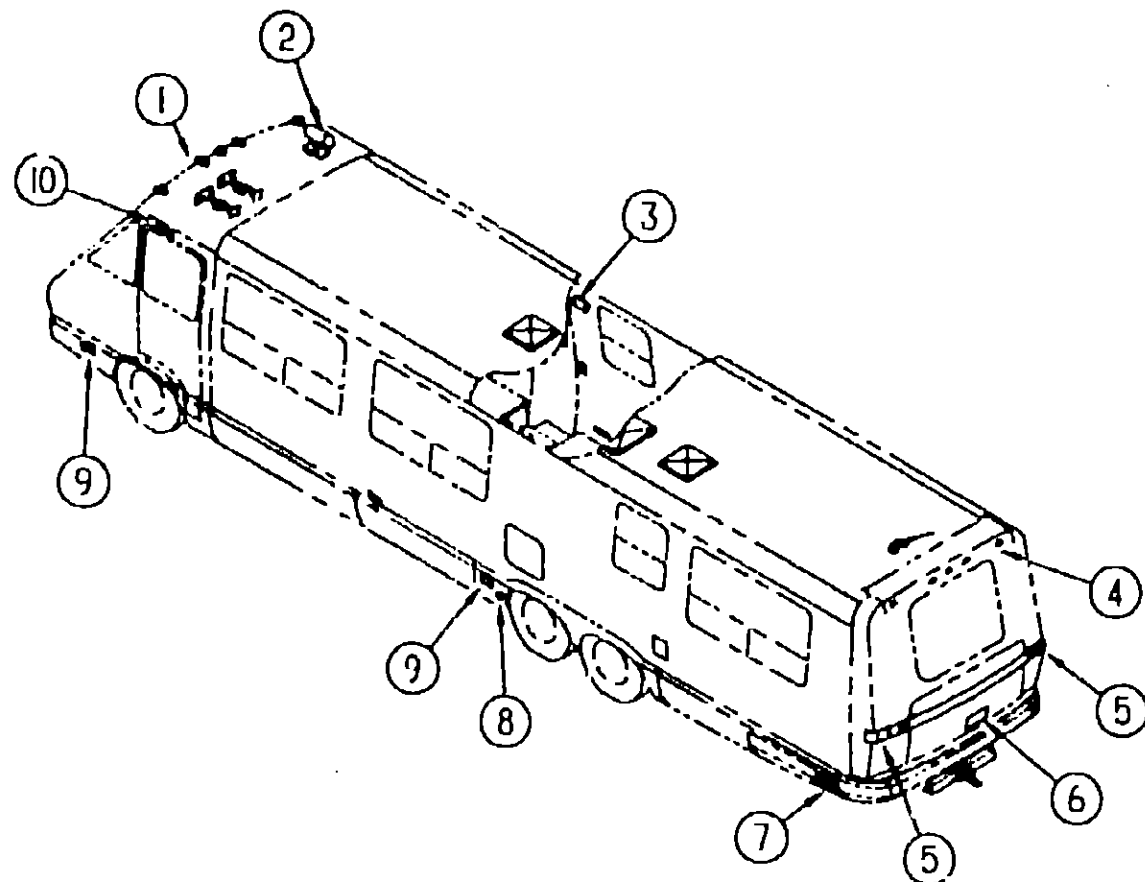
DASH & INSTRUMENT PANELS

KEY	PART NUMBER	U/M DESCRIPTION
1	102123-01-B16	EA DASH-INSTRUMENT PANEL, UPPER - LEFT - BEIGE (D21,D23,D44,D45)
1	102123-01-B38	EA DASH-INSTRUMENT PANEL, UPPER - LEFT - GRAY (D22)
		FROM: 00-00-00 THRU: 11-01-92
1	102123-01-B16	EA DASH-INSTRUMENT PANEL, UPPER - LEFT - BEIGE (D22)
		FROM: 11-02-92 THRU: 99-99-99
2	077075-02-000	EA GASKET-INSTRUMENT PANEL TO DEFROSTER PLENUM - .6" X 10.2"
		FROM: 00-00-00 THRU: 12-17-92
2	077075-03-000	EA GASKET-INSTRUMENT PANEL TO DEFROSTER PLENUM - .6" X 10.2"
		FROM: 12-18-92 THRU: 99-99-99
3	077075-01-000	EA GASKET-INSTRUMENT PANEL TO DEFROSTER PLENUM - .6" X 11.3"
4	085252-01-W13	EA TOP-PADDED DASH, PASSENGER SIDE - VINYL - BEIGE (D21,D23,D44,D45)
4	085252-01-W36	EA TOP-PADDED DASH, PASSENGER SIDE - VINYL - GRAY (D22)
		FROM: 00-00-00 THRU: 11-01-92
4	085252-01-W13	EA TOP-PADDED DASH, PASSENGER SIDE - VINYL - BEIGE (D22)
		FROM: 11-02-92 THRU: 99-99-99
5	076797-04-000	EA PANEL-INSTRUMENT, W/LOUVER CUTOUT - 15.5" X 2.5" -
5	076737-06-000	EA APPLIQUE-INSTRUMENT PANEL, PASS SIDE - MATTE BLACK
6	076783-01-000	EA LOUVER & BEZEL-AIR, 3.8" X 2" - PLASTIC - BLACK
7	076734-06-000	EA TRAY-DASH PANEL, PASSENGER - PLASTIC - BEIGE
7	076734-07-000	EA TRAY-DASH PANEL, PASSENGER - PLASTIC - GRAY
8	101362-01-03A	EA PANEL-DASH, LOWER DRIVER - OVER STEERING WHEEL - PLASTIC - BEIGE
		FROM: 00-00-00 THRU: 10-04-92
8	101362-02-01A	EA PANEL-DASH, LOWER DRIVER - OVER STEERING WHEEL - PLASTIC - LIGHT FAWN
		FROM: 10-05-92 THRU: 99-99-99
8	101362-01-04A	EA PANEL-DASH, LOWER DRIVER - OVER STEERING WHEEL - PLASTIC - GRAY
		FROM: 00-00-00 THRU: 10-04-92
8	101362-02-02A	EA PANEL-DASH, LOWER DRIVER - OVER STEERING WHEEL - PLASTIC - GRAY
		FROM: 10-05-92 THRU: 99-99-99
	076867-01-000	EA BRACKET-"V" LIPPED, 3.5" X 1" - STEEL - W/O SCREW HOLE
	076867-02-000	EA BRACKET-"V" LIPPED, 8.4" X 1" - STEEL - W/SCREW HOLE
	076872-01-000	EA BRACKET-"V" LIPPED, 2.7" X 1" - STEEL - W/O SCREW HOLE

1993 WCP37RQ INDEX

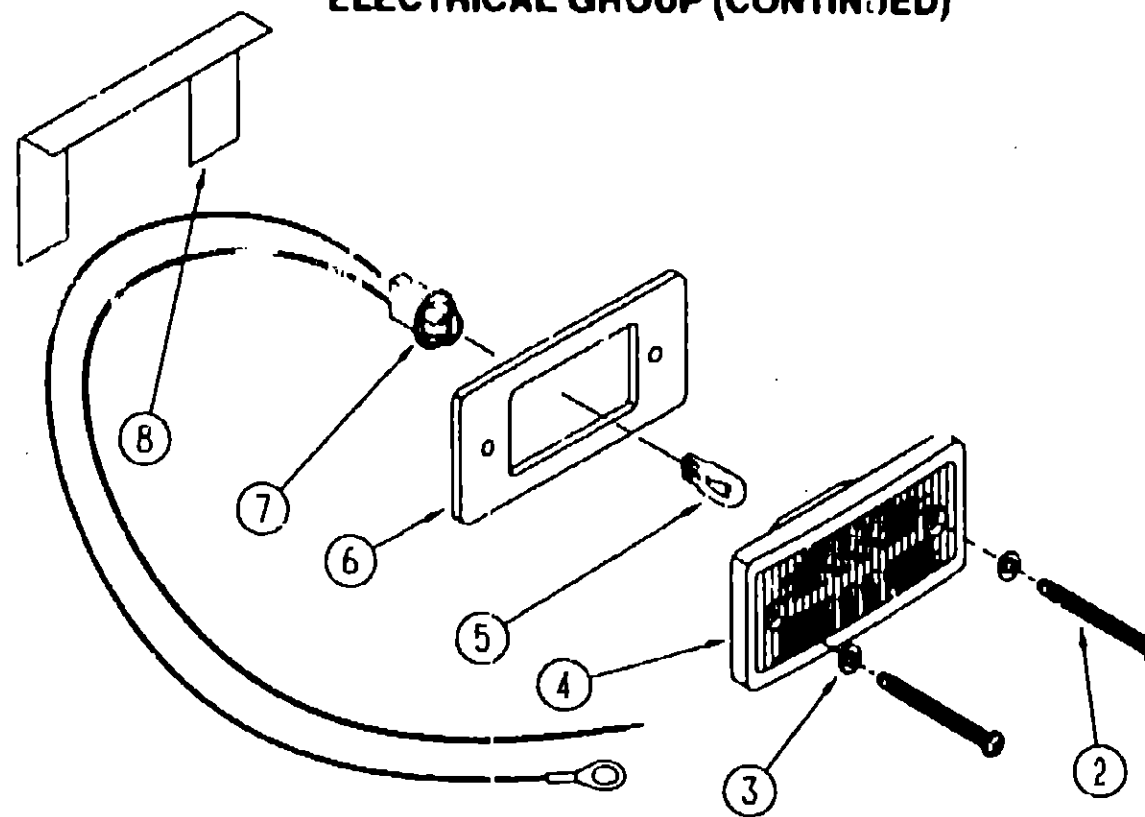
FLOOR PLAN	A-07 -	A-08
ACCESSORIES		A-09
AUDIO/VIDEO	A-10 -	A-12
BATH	A-13 -	A-16
BEDROOM	A-17 -	A-20
CHASSIS	A-21 -	B-18
CURTAIN & CUSHION	B-19 -	C-06
DINETTE	C-07 -	C-10
DRIVERS COMPARTMENT	C-11 -	C-20
ELECTRICAL	C-21 -	D-02
EXTERIOR BODY	D-03 -	D-10
GALLEY	D-11 -	D-17
GENERATOR		D-18
HEATING & A/C	D-19 -	D-22
INTERIOR FINISH	D-23 -	E-02
LABELS	E-03 -	E-10
LP		E-11
LOUNGE	E-12 -	E-13
SEALANTS & FASTENERS	E-14 -	E-18
WATER & SEWAGE	E-19 -	E-24
WINDOW, VENT AND		
EXTERIOR DOOR	F-01 -	F-18
WINDSHIELD/WIPER	F-19 -	F-20

ELECTRICAL GROUP



EXTERIOR LIGHTS

ELECTRICAL GROUP (CONTINUED)



EXTERIOR CLEARANCE LIGHTS

**1993 ELANTE'
TABLE OF CONTENTS**

INTRODUCTION	A-01	A-02
ABBREVIATIONS		A-03
ALPHABETICAL INDEX	A-04	A-06
WCP37RQ	A-07	F-20
WCP33RQ	F-21	L-04

KEY	PART NUMBER	U/M DESCRIPTION
1	102520-01-000	EA LIGHT-CLEARANCE, W/O SOCKET CONNECTIONS - AMBER
	067789-02-000	EA SOCKET ASM-LAMP
	088474-09-000	EA HOUSING-SOCKET, 3 CAVITY
	088476-01-000	EA SOCKET-CONNECTOR
2	051057-02-000	EA SEARCHLIGHT-POWER DRIVEN, SPARTON
	051057-01-700	EA PANEL ASM-SWITCH, AUX. - A010043
	051057-01-702	EA SWITCH-JOY, W/HOUSING - C030029-01
	051057-01-703	EA SWITCH-TOGGLE, ON/OFF - A610003-01
	051057-01-704	EA SWITCH-MICRO, SPARTON B610001-01
	051057-01-705	EA BULB-SEARCHLIGHT, SPARTON C-8491
	051057-01-706	EA BASE-MOTOR, W/GEAR ASM - SPARTON B13052
	051057-04-000	EA SWITCH-SEARCHLIGHT, SPARTON 4860
	051057-04-700	EA PLATE-MOUNTING, SPARTON B800003-01
	051057-04-701	EA SWITCH-NON ROCKER, SPARTON A610006-01
	051057-04-702	EA SWITCH-ROCKER, POWER SPDT - SPARTON 510005-01
	051057-04-703	EA LENS-FLD LIGHT W/CLIP, SPARTON A710001-01
3	097917-01-04A	EA LIGHT-PORCH, ENTRY DOOR - BUFF
	097917-01-700	EA LENS-LIGHT, PORCH
4	102520-02-000	EA LIGHT-CLEARANCE, W/O SOCKET CONNECTIONS - RED
	067789-02-000	EA SOCKET ASM-LAMP
	088474-09-000	EA HOUSING-SOCKET, 3 CAVITY
	088476-01-000	EA SOCKET-CONNECTOR
5	089289-01-000	EA TAILLIGHT-WRAP AROUND, DRIVER & PASSENGER - W/RED LENS
	089289-01-700	EA LENS-TAILLIGHT WRAP AROUND
5	089290-01-000	EA TAILLIGHT-BACKUP, DRIVER & PASSENGER - W/RED & CLEAR LENS
5	089291-01-000	EA TAILLIGHT-TURN, DRIVER & PASSENGER - W/RED LENS
6	087201-01-000	EA LIGHT-HALF ROUND, 1" X 1.7" - PLASTIC - BLACK
7	075660-02-000	EA LAMP-SIDE MARKER, RED - GM 915119
8	105901-01-000	EA LAMP-SPOT, BACK UP - KD LAMP 895-2353
9	075660-01-000	EA LAMP-SIDE MARKER, AMBER - GM 915108
10	062648-02-000	EA LIGHT-CLEARANCE, AMBER
	088758-01-000	EA HOUSING-HEADLAMP, CONNECTOR TERMINAL W/3 WIRES
	095213-03-000	EA HOUSING-TURN SIGNAL, FRONT - PLASTIC - GRAY
	095213-01-000	EA HEADLAMP-PASSENGER, W/TURN SIGNAL LIGHT
	095213-02-000	EA HEADLAMP-DRIVER SIDE, W/TURN SIGNAL LIGHT
	088747-03-000	EA LAMP-FOG, CLEAR LENS - PER LUX 550 SERIES
	088747-03-700	EA COVER-FOG LAMP
	088747-03-701	EA BEZEL-FOG LAMP

KEY	PART NUMBER	U/M DESCRIPTION
2	000G39-08-24B	EA SCREW, SELF DRIVING
3	102540-01-000	EA SEAL-SCREW, ROUND - RUBBER
4	102520-02-000	EA LIGHT-CLEARANCE, W/O SOCKET CONNECTIONS - RED
5	036196-01-000	EA BULB - #1194 - CLEARANCE LIGHT
6	102541-01-000	EA GASKET-CLEARANCE LIGHT
7	067789-02-000	EA SOCKET ASM-CAB MARKER
8	102382-01-000	EA BRACKET-LIGHT, CLEARANCE - L-SHAPED METAL - 2.2" X 4.7"

BULBS

KEY	PART NUMBER	U/M DESCRIPTION
	088733-01-700	EA BULB - HEADLAMP
	037934-01-000	EA BULB - WRAP AROUND TAILLIGHT
	037935-01-000	EA BULB - #1157 OF #2057 - TAILLIGHT TURN
	036196-01-000	EA BULB - #1194 - CLEARANCE LIGHT
	008215-01-000	EA BULB - #1003 BULLET & PORCH LIGHT
	051057-01-705	EA BULB - SEARCHLIGHT
	008218-01-000	EA BULB - #1141 - DOME LIGHT
	091937-05-700	EA BULB - FLUORESCENT - RECESSED - 12"
	063914-01-000	EA BULB - SWIVEL READING LIGHT
	086280-01-700	EA BULB - SURFACE MOUNT LIGHT
	067479-01-000	EA BULB - #1076 - WALL LAMPS
	008103-01-000	EA BULB - #53 - DASH/VAISLE LIGHT
	037936-01-000	EA BULB - #1157A - TAIL LAMP ASM.
	081633-01-700	EA BULB - MAKEUP LIGHT, JENSEN

CONVERTER, INVERTER & LOAD CENTER

KEY	PART NUMBER	U/M DESCRIPTION
	067762-01-000	EA CONVERTER - 40 AMP, W/CHARGER - TRIAD TU-740-2 FROM: 00-00-00 THRU: 08-09-92
	067762-02-000	EA CONVERTER - 40 AMP, W/CHARGER - TRIAD TU-840-2 FROM: 00-00-00 THRU: 08-09-92
	109171-01-000	EA CONVERTER - 40 AMP ELECTRONIC MAGNETEK 7240X FROM: 08-10-92 THRU: 99-99-99
	099048-01-000	EA INVERTER - 100 WATT
	108915-01-000	EA LOAD CENTER - 120V/240V, 125A - WESTINGHOUSE S816CG
	109677-01-000	EA LOAD CENTER - 120V, 40A - WESCO TT120FLGNM FROM: 09-17-92 THRU: 99-99-99

1993 WCP37RQ INDEX

FLOOR PLAN	A-07	A-08
ACCESSORIES		A-09
AUDIO/VIDEO	A-10	A-12
BATH	A-13	A-16
BEDROOM	A-17	A-20
CHASSIS	A-21	B-18
CURTAIN & CUSHION	B-19	C-06
DINETTE	C-07	C-10
DRIVERS COMPARTMENT	C-11	C-20
ELECTRICAL	C-21	D-02
EXTERIOR BODY	D-03	D-10
GALLEY	D-11	D-17
GENERATOR		D-18
HEATING & A/C	D-19	D-22
INTERIOR FINISH	D-23	E-02
LABELS	E-03	E-10
LP		E-11
LOUNGE	E-12	E-13
SEALANTS & FASTENERS	E-14	E-18
WATER & SEWAGE	E-19	E-24
WINDOW, VENT AND		
EXTERIOR DOOR	F-01	F-18
WINDSHIELD/WIPER	F-19	F-20

ELECTRICAL GROUP (CONTINUED)

INTERIOR LIGHTS

KEY	PART NUMBER	U/M	DESCRIPTION
	081087-01-000	EA	LIGHT-INDICAT CR, LVS 1436
	083978-01-000	EA	WASHER-MOUNTING, LAMP
	065202-25-000	EA	LAMP-WALL, W/O SHADE - BRASS - CANADIAN
	082686-12-000	EA	LAMP-TABLE, BRASS - CANADIAN
	093575-03-01A	EA	LIGHT-CEILING, RECTANGULAR - GLASS & BRASS - CANADIAN
	098024-01-01A	EA	LIGHT-DOME, 1 BULB - US - IVORY
	098024-01-700	EA	LENS-DOME LIGHT
	104172-01-01A	EA	LIGHT-BULLET, BEIGE
	091937-04-000	EA	LIGHT-FLUORESCENT, 12 V - RECESSED - THIN-LITE
	091937-05-000	EA	LIGHT-FLUORESCENT, 12V - RECESSED - THIN LITE 732
	077000-01-000	EA	SOCKET ASM-W/B* PIGTAIL LEADS
	077026-01-000	EA	LENS-COURTESY LIGHT, CLEAR
	061424-01-000	EA	LIGHT-AISLE, 12V - RECTANGULAR
	065201-11-000	EA	SHADE-LAMP, FABRIC - WHITE SWIRL
	065201-12-000	EA	SHADE-LAMP, FABRIC - WHITE SWIRL
	065201-13-000	EA	SHADE-LAMP, FABRIC - WHITE SWIRL
	065202-24-000	EA	LAMP-WALL, W/O SHADE - BRASS
	072353-08-000	EA	LIGHT-READING, 360 DEGREE SWIVEL - BRASS - TAN SWITCH
	081633-04-000	EA	LIGHT-MAKE UP, 3-BULBS - ACRYLIC - W/BRASS
	081633-04-700	EA	LENS F/MAKEUP LIGHT
	082686-13-000	EA	LAMP-TABLE, PIANO - BRASS
	086280-01-000	EA	LIGHT-SURFACE MOUNT, 12V - JENSEN 1236
	090353-10-000	EA	LIGHT-READING, DOUBLE - 7.9" X 3.1" - GRAY (D22)
	090353-13-000	EA	LIGHT-READING, DOUBLE - 7.9" X 3.1" - TAN
	093575-04-01A	EA	LIGHT-CEILING, DOUBLE CHANDELIER W/O SHADES - BRASS
	094488-04-000	EA	LIGHT-TRACK, FLEXIBLE - 18" - CLEAR - VISTA 18TC-30C-BBO
	104173-01-01A	EA	LIGHT-DESIGNER, BRASS - #81-905 A.W. ASPLUND

HOUSINGS

KEY	PART NUMBER	U/M	DESCRIPTION
	088473-01-000	EA	HOUSING-PIN, 12 CAVITY - AMP 1-480708-0
	088473-02-000	EA	HOUSING-PIN, 15 CAVITY - AMP 1-480710-0
	088473-03-000	EA	HOUSING-PIN, 9 CAVITY - AMP 1-480706-0
	088473-05-000	EA	HOUSING-PIN, 6 CAVITY - AMP 640585-1
	088473-06-000	EA	HOUSING-PIN, 6 CAVITY - AMP 1-480704-0
	088473-08-000	EA	HOUSING-PIN, 4 CAVITY - AMP 1-480702-0
	088473-09-000	EA	HOUSING-PIN, 3 CAVITY - AMP 1-480700-0
	088473-10-000	EA	HOUSING-PIN, 2 CAVITY - AMP 1-480698-0
	088473-01-000	EA	HOUSING-SOCKET, 12 CAVITY - AMP 1-480709-0
	088474-02-000	EA	HOUSING-SOCKET, 12 CAVITY - AMP 1-480711-0
	088474-03-000	EA	HOUSING-SOCKET, 9 CAVITY - AMP 1-480707-0
	088474-06-000	EA	HOUSING-SOCKET, 6 CAVITY - AMP 1-480705-0
	088474-06-000	EA	HOUSING-SOCKET, 4 CAVITY - AMP 1-480703-0
	088474-09-000	EA	HOUSING-SOCKET, 3 CAVITY - AMP 1-480701-0
	088474-10-000	EA	HOUSING-SOCKET, 2 CAVITY - AMP 1-480599-0
	007949-01-000	EA	TAB-HOUSING, 1 POSITION
	007955-01-000	EA	TAB-HOUSING, 6 POSITION
	063910-01-000	EA	HOUSING-RELAY, BOSCH 3 334 485 008
	082109-01-000	EA	HOUSING-CONNECTOR, PACKARD
	074017-02-000	EA	HOUSING - 5 POSITION, RIGHT ANGLED
	100690-01-000	EA	HOUSING - 5 PIN, W/ WEATHER PACK
	101571-01-000	EA	HOUSING - 2 POSITION, MALE
	101751-01-000	EA	HOUSING - 1 POSITION, WEATHER PACK
	101751-02-000	EA	HOUSING - 1 POSITION, WEATHER PACK
	108669-01-000	EA	HOUSING - 1 POSITION, FUSE HOLDER PACKARD 12010101 FROM: 07-29-92 THRU: 99-99-99
	108355-01-000	EA	HOUSING - SWITCH CARLING VCH FROM: 12-14-92 THRU: 99-99-99
	106006-01-000	EA	HOUSING - 1 POSITION, FEMALE - PACKARD 12015952

ELECTRICAL GROUP (CONTINUED)

FUSES & CIRCUIT BREAKERS

KEY	PART NUMBER	U/M	DESCRIPTION
	008235-01-000	EA	FUSE-AUTOMOTIVE, 12V - 15AMP
	062901-02-000	EA	FUSE - 5 AMP, AUTOMOTIVE
	062901-04-000	EA	FUSE - 10 AMPS, AUTOMOTIVE
	062901-05-000	EA	FUSE - 15 AMPS, AUTOMOTIVE
	062901-07-000	EA	FUSE-AUTOMOTIVE, 25 AMPS
	100341-01-000	EA	FUSE HOLDER-IN LINE TYPE WESCO 8931-92020 FROM: 00-00-00 THRU: 08-28-92
	062037-01-000	EA	HOUSING-AUTO FUSE, NATURAL
	062037-02-000	EA	HOUSING-AUTO FUSE, GREEN
	062037-03-000	EA	HOUSING-AUTO FUSE, BLACK
	062037-04-000	EA	HOUSING-AUTO FUSE, BLUE
	062037-05-000	EA	HOUSING-AUTO FUSE, GRAY
	062037-06-000	EA	HOUSING-AUTO FUSE, BROWN
	044465-03-000	EA	CIRCUIT BREAKER-W/MOUNT BRACKET - 25 AMP - 12V DC
	083209-02-000	EA	CIRCUIT BREAKER - 15/15 AMP, 120V - BW H-15/15
	083209-03-000	EA	CIRCUIT BREAKER - 15/20 AMP, 120V - BW - 0-15/20
	083209-04-000	EA	CIRCUIT BREAKER - 30 AMP, 120V - BW L-30
	083209-05-000	EA	CIRCUIT BREAKER - 20 AMP, 120V - BW J-20
	083209-06-000	EA	CIRCUIT BREAKER - 30/15 AMP, 120V - BW D-30/15
	083209-07-000	EA	CIRCUIT BREAKER - 20/20 AMP, 120V - BW K-20/20
	093654-01-000	EA	CIRCUIT BREAKER - 6 AMP, HOUSE CONTROL PANEL
	093654-02-000	EA	CIRCUIT BREAKER - 15 AMP
	093654-03-000	EA	CIRCUIT BREAKER - 20 AMP
	093655-01-000	EA	CIRCUIT BREAKER - 25 AMP
	093655-02-000	EA	CIRCUIT BREAKER - 30 AMP, HOUSE CONTROL PANEL
	093655-03-000	EA	CIRCUIT BREAKER - 40 AMP USD 17440-4E03A2A
	097811-01-000	EA	CIRCUIT BREAKER - 6 AMP, ATC - BLACK
	108567-01-000	EA	CIRCUIT BREAKER - 40 AMP, 12V - FASCO 17414063
	108916-01-000	EA	CIRCUIT BREAKER - 50 AMP, 120V - WESTINGHOUSE BR250
	093674-01-000	EA	PLATE-CIRCUIT BREAKER, HOUSE - 8.4" X 4.1" - STEE
	098123-01-000	EA	PLATE-CIRCUIT BREAKER, 10.7" X 8.6" - METAL - BLACK
	092786-01-000	EA	BUSS BAR - 2.1" LONG
	092786-02-000	EA	BUSS BAR - 3.3" LONG
	092786-03-000	EA	BUSS BAR - 6.9" LONG
	087949-01-000	EA	BUSS BAR - 2 POSITION, .6" X 1.5" - ALUMINUM

RECEPTACLE & COVERS

KEY	PART NUMBER	U/M	DESCRIPTION
	007940-01-000	EA	RECEPTACLE-SLIDE, 16 TO 12 AWG - FEMALE END
	008294-01-000	EA	COVER-ELECTRICAL BOX, BLANK/STEEL - 4" X 4" - GRAY
	008294-02-000	EA	COVER-ELECTRICAL BOX, BLANK STEEL - 4" X 4" - CANADIAN
	024924-02-000	EA	RECEPTACLE-POWER CORD, W/PARTIAL PLATE
	058707-01-000	EA	RECEPTACLE-ELECTRIC, SINGLE - BROWN
	058708-01-000	EA	RECEPTACLE-ELECTRIC, DOUBLE - BROWN
	058708-02-000	EA	RECEPTACLE-ELECTRIC, DOUBLE - IVORY
	069238-01-000	EA	COVER-ELECTRICAL BOX, W/HOLE - 4" X 4" - GRAY USED WITH 30 AMP RECEPTACLE
	080015-01-000	EA	RECEPTACLE-FLAG, .25 - 22/18 GA
	080015-03-000	EA	RECEPTACLE-FLAG, .250 - 14/16 GA
	084076-01-000	EA	RECEPTACLE-GFI, 15A - 125V - IVORY
	084076-02-000	EA	RECEPTACLE-GFI, 15A - 125V - BROWN
	084077-01-000	EA	PLATE-COVER, RECEPTACLE - GFI - IVORY
	084077-02-000	EA	PLATE-COVER, RECEPTACLE - GFI - BROWN
	090961-01-000	EA	RECEPTACLE-DUPLEX, 125V LEVITON 5325-1
	090964-01-000	EA	RECEPTACLE COVER-EXTERIOR
	097734-01-01A	EA	EXTENSION-RECEPTACLE, 3.2" X 5" X .7" - PLASTIC - IVORY

**1993 ELANTE'
TABLE OF CONTENTS**

INTRODUCTION	A-01	A-02
ABBREVIATIONS		A-03
ALPHABETICAL INDEX	A-04	A-06
WCP37RQ	A-07	F-20
WCP33RQ	F-21	L-04

1993 WCP37RQ INDEX

FLOOR PLAN	A-07	A-08
ACCESSORIES		A-09
AUDIO/VIDEO	A-10	A-12
BATH	A-13	A-16
BEDROOM	A-17	A-20
CHASSIS	A-21	B-18
CURTAIN & CUSHION	B-19	C-06
DINETTE	C-07	C-10
DRIVERS COMPARTMENT	C-11	C-20
ELECTRICAL	C-21	D-02
EXTERIOR BODY	D-03	D-10
GALLEY	D-11	D-17
GENERATOR		D-18
HEATING & A/C	D-19	D-22
INTERIOR FINISH	D-23	E-02
LABELS	E-03	E-10
LP		E-11
LOUNGE	E-12	E-13
SEALANTS & FASTENERS	E-14	E-18
WATER & SEWAGE	E-19	E-24
WINDOW, VENT AND		
EXTERIOR DOOR	F-01	F-18
WINDSHIELD/WIPER	F-19	F-20

ELECTRICAL GROUP (CONTINUED)
SWITCHES & PLATES

KEY	PART NUMBER	U/M DESCRIPTION
	079364-02-000	EA SWITCH-ON/OFF, ROCKER - BROWN
	079364-04-000	EA SWITCH-ON/OFF, ROCKER - BLACK
	079364-06-000	EA SWITCH-MOMENTARY, OFF/MOM/ON
	106071-01-000	EA SWITCH-AUTOMATIC TRANSFER, MAGNETEK ATS 30
	101894-01-01A	EA SWITCH-3 WAY BROWN (110 V) - BRYANT CS20B
	108357-08-000	EA SWITCH-ROCKER, DPDT ON/NONE/ON - CARLING VDD1500C-0
	108357-10-000	EA SWITCH-ROCKER, SPDT MOM/OFF/MOM - CARLING V8D1160B-0 LIGHTED
		FROM: 12-14-92 THRU: 99-99-99
	108531-01-000	EA SWITCH-LIGHT DIMMER - INTEL TEC 00-002630
	046520-01-000	EA SWITCH-JAMB, DOOR - GM 4891633
	093132-02-000	EA SWITCH-ROCKER, 5 TERMINAL W/ARROW GRAPHICS
	090351-01-000	EA LOCK SWITCH
	081994-02-000	EA PLATE-SWITCH, EXTERIOR SHOWER
	081994-04-000	EA PLATE-SWITCH, DOCKING LIGHTS - UNPAINTED
	081994-05-000	EA PLATE-SWITCH, DOCKING LIGHTS
		FROM: 10-05-92 THRU: 99-99-99
	098351-01-01A	EA PLATE-SWITCH, 1 GANG - POLISHED BRASS
	098351-02-01A	EA PLATE-SWITCH, 2 GANG - POLISHED BRASS
	098351-04-01A	EA PLATE-SWITCH, GENERATOR/DOOR LOCK - POLISH BRASS - JENSEN
	098351-05-01A	EA PLATE-SWITCH, 3 GANG - POLISH BRASS - JENSEN
	098351-07-01A	EA PLATE-SWITCH, GENERATOR SWITCH - JENSEN-BRASS,POLISH
		FROM: 12-14-92 THRU: 99-99-99
	099982-01-31A	EA PLATE-SWITCH, 2 GANG - 2.4" X 4.1" - ALUMINUM - BLACK
		FROM: 00-00-00 THRU: 04-18-93
	099982-02-01A	EA PLATE-SWITCH, 2 GANG - 2.4" X 4.1" - ALUMINUM - BLACK
		FROM: 04-18-93 THRU: 99-99-99

CONDUIT & POWER CORD

KEY	PART NUMBER	U/M DESCRIPTION
	041953-01-000	FT CONDUIT-CONVOLUTE SLIT, .5" ID
	041953-03-000	FT CONDUIT-CONVOLUTE SLIT, 1" ID (CLOTHES ROD COVER)
	041953-05-000	FT CONDUIT-CONVOLUTE SOLID, .62" ID
	041953-06-000	FT CONDUIT-CONVOLUTE, SLIT .375" ID
		FROM: 12-28-92 THRU: 99-99-99
	041953-07-000	FT CONDUIT-CONVOLUTE, SLIT - .25" ID
	041953-09-000	FT CONDUIT-CONVOLUTE, SLIT .50" ID
	041953-10-000	FT CONDUIT-CONVOLUTE, SLIT - .75" ID
	041953-11-000	FT CONDUIT-CONVOLUTE, SLIT- 1.06" ID
	041953-12-000	FT CONDUIT-CONVOLUTE, NON SLIT 1.1" ID
	008052-01-000	EA CORD-POWER, 10/3 - 30 AMP - 25' - CANADIAN
	008054-02-000	EA CORD-POWER, 10-3 - 30 AMP - 33'
	108934-01-000	EA CORD-POWER, 50A, 4-WIRE, 36FT - WESCO K3536

CONNECTORS & TERMINALS

KEY	PART NUMBER	U/M DESCRIPTION
	008355-01-000	EA CONNECTOR-CABLE CLAMPING, 3/4"
	008356-01-000	EA CONNECTOR-PLASTIC, 3/8" AVG
	008398-01-000	EA CONNECTOR - 1/2" X 90 DEGREE, FLEX CONDUIT - UL AND CSA
	008311-01-000	EA CONNECTOR-WIRE NUT, INSULATED - RED
	008312-01-000	EA CONNECTOR-WIRE NUT, INSULATED - BLUE
	008314-01-000	EA CONNECTOR-WIRE NUT, INSULATED - GRAY
	041480-01-000	EA CONNECTOR-STRAIGHT, 1/2" FLEX CONDUIT
	058028-01-000	EA CONNECTOR-ELECTRICAL PIGTAIL, NYLON - CLEAR
	082740-01-000	EA CONNECTOR-PLASTIC BODY, FOR 2 MALE SPADES
	082741-01-000	EA CONNECTOR BODY - 2 CONNECTOR MALE SERV ELEC 2P-FYL
	008326-01-000	EA TERMINAL-RING, 16/14 WIRE - 3/8" STUD
	008328-01-000	EA TERMINAL-RING, 12/10 WIRE - #10 STUD FIT
	008331-01-000	EA TERMINAL-RING, TONGUE - #4 WIRE - 3/8" STUD - COPPER
	035416-04-000	EA TERMINAL-RING #10 STUD FIT, INSULATED BARREL #16/14
	047443-01-000	EA TERMINAL - .250 RECEP, FIT, INSULATED - 16/14 AWG
	047443-02-000	EA TERMINAL - .250 RECEP FIT, INSULATED - 12/10 AWG

ELECTRICAL GROUP (CONTINUED)
CONNECTORS & TERMINALS (CONTINUED)

KEY	PART NUMBER	U/M DESCRIPTION
	104100-03-000	EA TERMINAL - 75 AMP AMP 53880-4 LOOSE
	106655-01-000	EA TERMINAL-FUSE BLOCK, 14-16AWG PACKARD 1202032
		FROM: 07-29-92 THRU: 99-99-99
	062036-02-000	EA TERMINAL-PACK-CON, 16/14 AWG
	079378-01-000	EA TERMINAL-WEDGE BASE, 18 AWG

ELECTRIC COMPONENTS

KEY	PART NUMBER	U/M DESCRIPTION
	007093-01-000	EA FLASHER-SIGNAL, STAT
	007942-01-000	EA TAB-WIRE, 18 TO 14 AWG
	008188-01-000	EA SOLENOID - 3 POST, BATTERY CHANGE OVER
	008288-01-000	EA BOX-PLASTIC ELECTRIC, 3" X 3 1/2"
	008289-01-000	EA BOX-ELECTRIC, STEEL - 1/2" AND 3/4" KNOCKOUTS - 4" X 4"
	008289-02-000	EA BOX-ELECTRICAL, 4" X 4" - 1/2" & 3/4" KNOCKOUTS - CANADIAN
	054250-01-000	EA COVER-ANGLED, W/O HOLE - 3.6" X 4.5" - PLASTIC - BEIGE
	058049-01-000	EA BOX-ELECTRIC SWITCH, 2" X 3" X 2.25"
	058781-01-000	EA DIODE - 6.0A/100 VOLT - MOTOROLA, NO MR751
	063912-02-000	EA RELAY-CANISTER, SPDT - BOSCH 0332204101
	067783-02-000	EA SOCKET-LAMP
	067789-03-000	EA SOCKET-LIGHT, W/6" BROWN/WHITE LEAD
	073328-B4-000	EA CABLE ASSEMBLY-BATTERY, W/TERMINALS
	073328-F2-000	EA CABLE - 8 GA, BLACK
	077479-01-000	EA BOOT-BATTERY TERMINAL, DOUBLE CABLE
	077479-02-000	EA BOOT-BATTERY TERMINAL, SINGLE CABLE
	086233-01-000	EA STUD-ISOLATED, 3/8" X 7/8" LONG
	086273-01-000	EA RELAY-BATTERY DISCONNECT
	086298-01-000	EA WIRE-BATTERY DISCONNECT, RED
	086298-02-000	EA WIRE-BATTERY DISCONNECT, GREEN
	088475-01-000	EA PIN-CONNECTOR, 14 TO 20 AWG
	088475-02-000	EA PIN-CONNECTOR, 10 TO 12 AWG
	088476-01-000	EA SOCKET-CONNECTOR, BRASS - PRE-TIN
	088476-02-000	EA SOCKET-CONNECTOR, 12-10 GA - PHOS. BRZ - PRE-TIN
	088751-01-000	FT CABLE-BATTERY, 1/0 AWG, STRANDED, RED
	091213-01-000	EA BOX-CIRCUIT BREAKER- W/KNOCKOUTS - 5.3" X 11.8" X 2.5"
		FROM: 00-00-00 THRU: 09-16-92
	091910-01-000	EA BOX-ELECTRIC, 3.75" X 3.5" X 1.75" - PLASTIC
		FROM: 00-00-00 THRU: 03-07-93
	091910-02-000	EA BOX-ELECTRICAL, PLASTIC - CHAL'GR E01-712
		FROM: 03-08-93 THRU: 99-99-99
	092492-03-000	EA SEAL-ELECTRIC BOX, CIRCUIT BREAKER
	092492-05-000	EA SEAL-ELECTRIC BOX, FUSES
	092841-01-000	EA CABLE ASM-CIRCUIT BREAKER, POWER SEAT
	092985-01-000	EA BRACKET-POWER CORD
	093257-01-000	EA BOX-ELECTRICAL, CIRCUIT BREAKER
		FROM: 00-00-00 THRU: 09-16-92
	095188-01-01A	EA SPACER-SWITCH, 2.3" X 3.4" - PLASTIC - DARK BROWN
	097618-01-000	EA WIRE ASM-MONITOR PANEL, W/4 WIRES & BLACK RESISTOR - LVS
	098196-01-000	EA LATCH - 1/4 TURN, T-BAR
	098263-02-000	EA HOUSING - 3 PIN, WEATHERPACK
	100158-01-000	EA WIRE ASM-DAYTIME RUNNING LIGHTS
	100159-01-000	EA WIRE ASM-DAYTIME RUNNING LIGHTS, FUSE
	101911-01-01A	EA WALL PLATE-SWITCH (1 GANG) - LEVITON 80701 OR E
	102112-02-000	EA WIRE ASM-PASSENGER'S DOOR
	102113-02-000	EA WIRE ASM-DRIVER'S DOOR
	102167-01-000	EA DOOR-FUSE BOX, 11.4" X 8.4" - STEEL
	102167-02-000	EA DOOR-BREAKER BOX, 14.6" X 10.4" - STEEL
	102568-01-B10	EA SPACER-RECEPTACLE, BETWEEN SIDEWALL & PLATE - WOOD
	102966-01-000	EA RELAY-LATCHING, 15 AMP - SPTD
	104100-01-000	EA HOUSING-1 POSITION, 75 AMP - AMP 53884-1
	108356-02-01A	EA COVER-SWITCH W/DIMPLES, CARLING VVAZC00
	108356-05-01A	EA COVER-GEN SET SWITCH W/GROOVES & LENS, CARLING VVLGCXX-XWB
		FROM: 12-14-92 THRU: 99-99-99

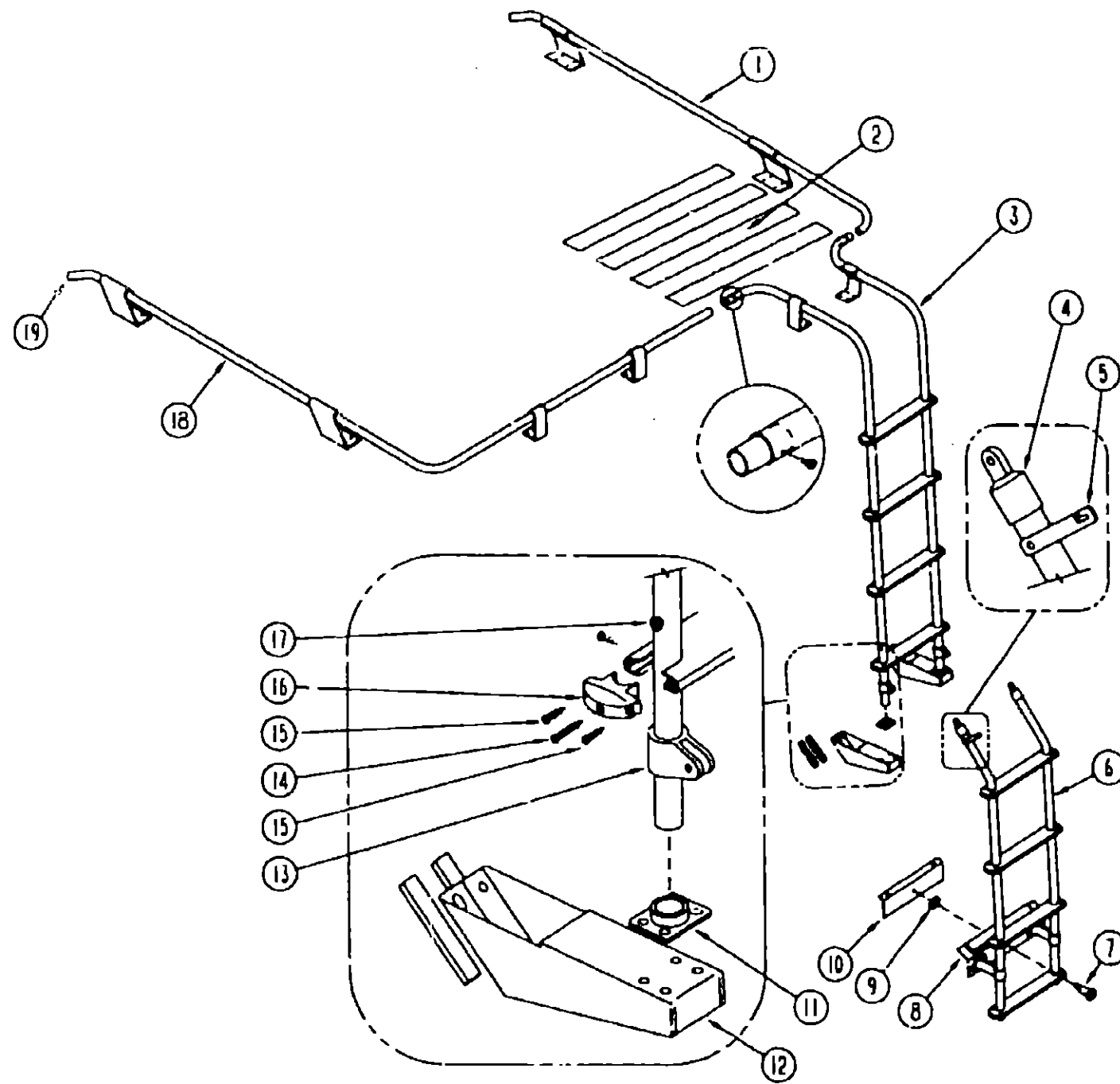
1993 ELANTE'
TABLE OF CONTENTS

INTRODUCTION	A-01 -	A-02
ABBREVIATIONS		A-03
ALPHABETICAL INDEX	A-04 -	A-06
WCP37RQ	A-07 -	F-20
WCP33RQ	F-21 -	L-04

1993 WCP37RQ INDEX

FLOOR PLAN	A-07 -	A-08
ACCESSORIES		A-09
AUDIO/VIDEO	A-10 -	A-12
BATH	A-13 -	A-16
BEDROOM	A-17 -	A-20
CHASSIS	A-21 -	B-18
CURTAIN & CUSHION	B-19 -	C-06
DINETTE	C-07 -	C-10
DRIVERS COMPARTMENT	C-11 -	C-20
ELECTRICAL	C-21 -	D-02
EXTERIOR BODY	D-03 -	D-10
GALLEY	D-11 -	D-17
GENERATOR		D-18
HEATING & A/C	D-19 -	D-22
INTERIOR FINISH	D-23 -	E-02
LABELS	E-03 -	E-10
LP		E-11
LOUNGE	E-12 -	E-13
SEALANTS & FASTENERS	E-14 -	E-18
WATER & SEWAGE	E-19 -	E-24
WINDOW, VENT AND		
EXTERIOR DOOR	F-01 -	F-18
WINDSHIELD/WIPER	F-19 -	F-20

EXTERIOR BODY GROUP



LUGGAGE RACK & LADDER

KEY	PART NUMBER	U/M DESCRIPTION
1	107438-03-C17	EA RACK-PASSENGER SIDE
2	038327-01-000	EA TAPE-ANTI SLIP, 2" X 60'
3	094823-01-AC1	EA LADDER-UPPER, 4 STEPS
4	081115-01-000	EA CAP-TOP, 1 INCH
5	080873-01-000	EA LATCH-LADDER, LOWER - GRAY
6	094824-01-AC1	EA LADDER-LOWER, W/STANDOFFS & LATCH
7	081056-01-000	EA PIN-QUICK RELEASE, SINGLE ACTION - LADDER
8	081152-01-000	EA PLATE-BUMPER, LADDER - LOWER
9	081055-01-000	EA SPRING GRIP-INTERNAL TOOTH - LADDER
10	061107-01-000	EA BRACKET-BUMPER PIN
11	067165-01-000	EA MOUNTING BRACKET-LADDER, LOWER
12	092967-01-01A	EA FOOTING-LADDER, UPPER
13	081116-01-000	EA SLIDE-TOP, RACK & LADDER - 1"
14	000G68-10-36T	EA SCREW - 10-12 X 2.25 POH BLACK
15	000G39-06-10T	EA SCREW-SF/DR, 6-20 X 5/8 PPH - BLACK
16	076980-02-000	EA END CAP-STEP, BLACK
17	081113-01-000	EA BUSHING-FLANGE, PLASTIC - WHITE
18	107438-04-C17	EA RACK-DRIVER SIDE
19	081114-01-000	EA PLUG-ROUND, RACK & LADDER ENDS - PLASTIC - 1" DIA.

EXTERIOR BODY GROUP (CONTINUED)

AIR HORN

KEY	PART NUMBER	U/M DESCRIPTION	
	077497-06-000	EA HORN-AIR, CHROME - TWIN	HADLEY 977AW
	077497-01-700	EA SOLENOID-AIR TANK	HADLEY 748NS
	077497-01-701	EA SWITCH-COMPRESSOR	HADLEY 13940-S
	077497-01-702	EA SWITCH-TOGGLE, W/WIRE	HADLEY 12949-S
	077497-01-703	EA TANK-AIR	HADLEY 751-N
	077497-01-704	EA COMPRESSOR W/SWITCH	HADLEY 852EC
	077497-01-705	EA REPAIR KIT F/HADLEY 120 COMPRESSOR	HADLEY 852SS
	077497-01-706	EA VALVE & HEAD REPAIR	HADLEY H00852HV
	077497-01-707	EA BELT & SCREW COVER FOR COMPRESSOR	HADLEY H00852BR
	077497-01-708	EA FILTER & MTG HARDWARE FOR COMPRESSOR	HADLEY H00852FM
	077497-01-709	EA PLUNGER & SPRING FOR SOLENOID	HADLEY H136215
	077497-03-000	EA FITTING KIT-HOSE, AUXILIARY AIR HORN	
		PRESSURE GAUGE & HOSE FITTINGS	
	077497-02-000	EA HOSE-AUXILIARY AIR HORN	MIDLAND 89ID
		50' COILED HOSE, AIR CHUCK, NEEDLE, NOZZLE & CARRIER	
	071390-04-000	FT TUBING-AIR BRAKE, 1/4" OD - BLACK	WEATHERHEAD NT10004-BK
	077497-05-000	EA COMPRESSOR/TANK/SOLENOID KIT	HADLEY 852EB
	081404-01-000	EA BRACKET-MOUNTING, COMPRESSOR - L SHAPED - 4" X 7.5" - ST	
	093258-01-000	EA WIRE ASM-INSTRUMENT PANEL, HORN-FOG LAMP	
	093392-01-000	EA BRACKET-TANK, AIRHORN	
	093654-02-000	EA CIRCUIT BREAKER - 15 AMP	USD 17415-4E12A2A
	097372-01-01A	EA SWITCH-SPST, ON-OFF	OSLO CRSP1A9M9
	097372-06-01A	EA SWITCH-BLANK	OSLO RSOX-9M9
	078239-01-000	EA PLATE-LABEL, AIR HORN	
	081407-01-000	EA PLATE-MOUNTING, AIR HORNS	

SQUEEGEE

KEY	PART NUMBER	U/M DESCRIPTION
	091955-02-000	EA SQUEEGEE-EXTEND HANDLE
	091952-02-000	EA CLIP - GRIPPER - SQUEEGEE
	093527-01-000	EA BRACKET - SQUEEGEE

SHEET FIBERGLASS & STYROFOAM

KEY	PART NUMBER	U/M DESCRIPTION
	109290-08-01A	EA FIBERGLASS SHEET, 81" X 28.8' - BUFF FROM: 09-01-92 THRU: 02-28-93
	109290-07-01A	EA FIBERGLASS SHEET, 81" X 25.2' - BUFF FROM: 00-00-00 THRU: 01-10-93
	076054-G1-000	EA FIBERGLASS SHEET, 81" X 25.2' - BUFF FROM: 01-11-93 THRU: 99-99-99
	000870-05-000	SF STYROFOAM - .5" X 24" X 96", INCREMENTS OF 16 SF
	083574-02-000	SF STYROFOAM, DOW TYPE SM - 1.5" X 24" X 90.5" - INCREMENTS OF 15 SF
	083574-03-000	SF STYROFOAM - 3/4" X 48" X 96" - INCREMENTS OF 32 SF
	083574-04-000	SF STYROFOAM-DOW TYPE, 1.5" X 24" X 69.3
	000870-02-000	SF STYROFOAM - 1 1/2" X 48" X 96", INCREMENTS OF 32 SF
	000870-03-000	SF STYROFOAM - 1.34" X 48" X 96" - INCREMENTS OF 32 SF

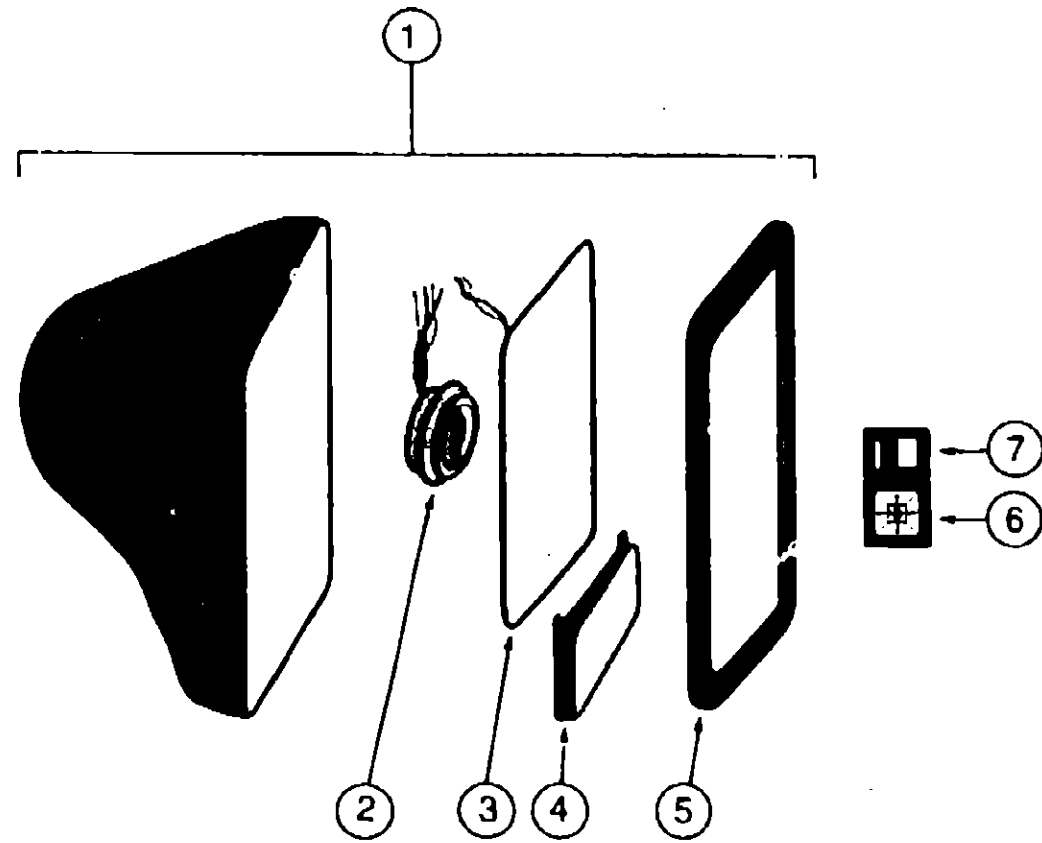
1993 ELANTE' TABLE OF CONTENTS

INTRODUCTION	A-01 -	A-02
ABBREVIATIONS		A-03
ALPHABETICAL INDEX	A-04 -	A-06
WCP37RQ	A-07 -	F-20
WCP33RQ	F-21 -	L-04

1993 WCP37RQ INDEX

FLOOR PLAN	A-07 -	A-08
ACCESSORIES		A-09
AUDIO/VIDEO	A-10 -	A-12
BATH	A-13 -	A-16
BEDROOM	A-17 -	A-20
CHASSIS	A-21 -	B-18
CURTAIN & CUSHION	B-19 -	C-06
DINETTE	C-07 -	C-10
DRIVERS COMPARTMENT	C-11 -	C-20
ELECTRICAL	C-21 -	D-02
EXTERIOR BODY	D-03 -	D-10
GALLEY	D-11 -	D-17
GENERATOR		D-18
HEATING & A/C	D-19 -	D-22
INTERIOR FINISH	D-23 -	E-02
LABELS	E-03 -	E-10
LP		E-11
LOUNGE	E-12 -	E-13
SEALANTS & FASTENERS	E-14 -	E-18
WATER & SEWAGE	E-19 -	E-24
WINDOW, VENT AND		
EXTERIOR DOOR	F-01 -	F-16
WINDSHIELD/WIPER	F-19 -	F-20

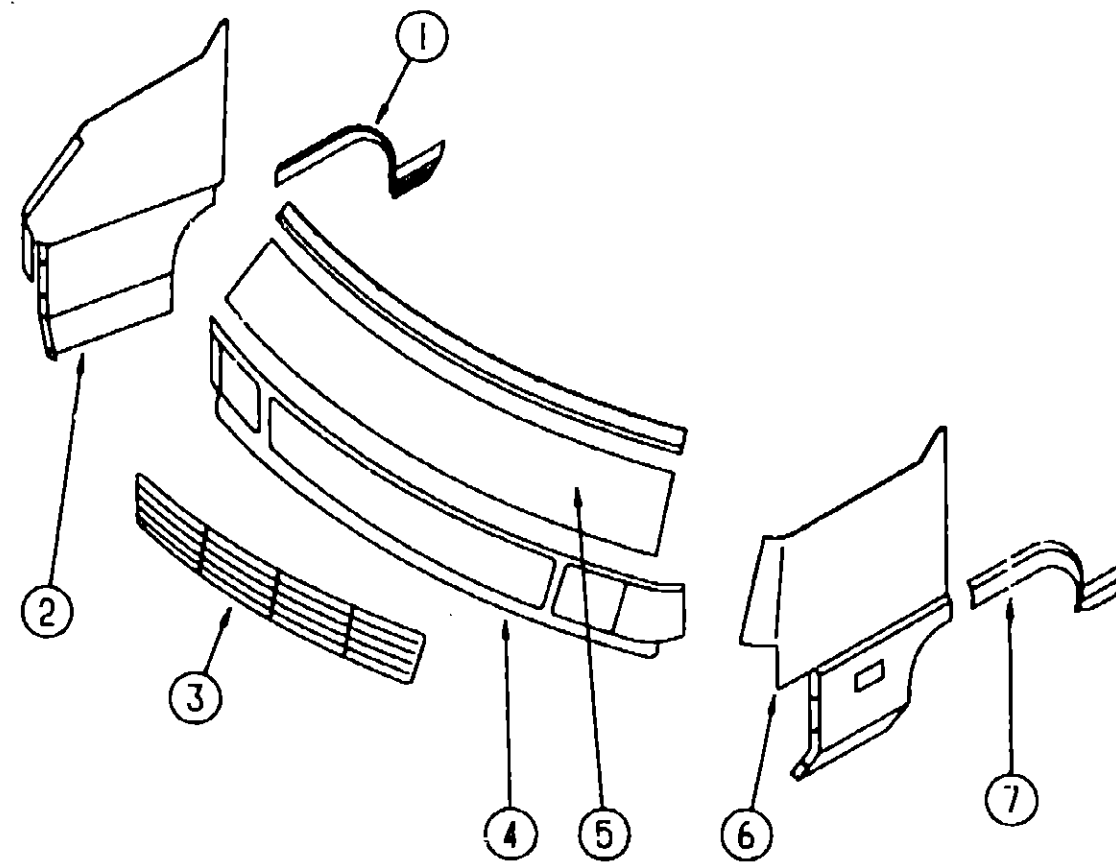
EXTERIOR BODY GROUP (CONTINUED)



EXTERIOR MIRRORS

KEY	PART NUMBER	U/M DESCRIPTION
1	086261-01-000	EA MIRROR-EXTERIOR, W/CONTROL & HEAT - W/O SWITCH - PASSENGER - VELVAC
1	086261-02-000	EA MIRROR-EXTERIOR, W/CONTROL & HEAT - W/O SWITCH - DRIVER - VELVAC
2	086261-01-701	EA GEAR MOTOR ASM.
3	086261-01-700	EA FLAT GLASS W/HEAT ELEMENT
4	086261-01-703	EA CONVEX GLASS - PASSENGER
4	086261-02-700	EA CONVEX GLASS - DRIVERS
5	086236-01-000	EA GASKET-MIRROR, EXTERIOR - ADHESIVE ON 1 SIDE - PASSENGER
5	086236-02-000	EA GASKET-MIRROR, EXTERIOR - ADHESIVE ON 1 SIDE - DRIVERS
6	088246-01-000	EA SWITCH-REMOTE, EXTERIOR MIRROR - SQUARE PUSH - VELVAC
7	087695-01-000	EA SWITCH-HEATER, EXTERIOR MIRROR

EXTERIOR BODY GROUP (CONTINUED)



EXTERIOR BODY PANELS & HARDWARE (CAB)

KEY	PART NUMBER	U/M DESCRIPTION
1	084714-11-000	EA PANEL-FENDER, REAR - PASS FRONT WHEEL - FIBERGLASS - BUFF
2	101271-03-C17	EA PANEL-FENDER, FRONT - PASS FRONT WHEEL - FIBERGLASS - BUFF
	076688-01-000	EA BRACKET-MOUNTING, PASS FENDER - 5.5' LONG - Z-SHAPED STEEL
3	095435-03-C17	EA GRILLE-VERTICAL, W/MOUNTING BRACKETS - 104.1" - CHROME
4	M01608-09-C17	EA PANEL-GRILLE, W/GRILLE & HEADLAMP - FIBERGLASS - BUFF
4	095444-01-03A	EA PANEL-GRILLE (ONLY), FIBERGLASS - BUFF
5	095441-01-C17	EA PANEL-HOOD, W/HINGE MOUNTING & STRIKER BRACKET - BUFF
	M02680-01-C17	EA HINGE-HOOD, W/WIPER ARM SHAFT - PASSENGER SIDE
	M02680-02-C17	EA HINGE-HOOD, W/WIPER ARM SHAFT - DRIVER SIDE
	062628-01-000	EA CLIP-PROP ROD
	058786-02-000	EA BOLT-ADJUSTING, HOOD - W/BLACK PAD - 5/16" #18 X 1.25"
	R77006-38-499	EA SPRING-CABLE, HOOD LATCH - RNO 7705016028
	073336-02-000	EA BRACKET-MOUNTING, LATCH TO CROSSMEMBER BRACKET
	073342-01-000	EA BRACKET ASM-LATCH, HOOD - MOUNTS TO CROSSMEMBER
	R77007-51-429	EA LATCH-HOOD RELEASE, MOUNTS TO CROSSMEMBER BRACKET
	076772-01-000	EA CLIP-SPEED, TUBE TYPE - HOOD PROP ROD
	076837-01-000	EA ROD-PROP, HOOD PANEL - 22.9" LONG
	088694-01-000	EA TUBE-SUPPORT, FRONT END - 36" X 4" - STEEL
	R77006-68-172	EA PLATE-SPACER
	073610-01-000	EA SPRING-STRIKER, LATCH - HOOD - RNO 7700668386
	R77007-01-950	EA PIN-LOCKING, W/SPRING - HOOD LATCH - RNO 7700701950
	076696-01-000	EA BRACKET-MOUNTING, HOOD HINGE - 3.4" X 3.9" - METAL - PRIME
	076697-01-000	EA PLATE-TAPPING, 1.4" X 2.9" - METAL
	070579-06-000	EA PLATE-ANCHOR, W/7/16 WELD NUT - 1.5" X 3.3"
	076716-02-000	EA BRACKET-STRIKER, HOOD LATCH - W/WELDNUT - 7.8" X 2.9" - STEEL
	102087-01-000	EA CABLE-HOOD RELEASE
	102515-01-000	EA BRACKET-CABLE, HOOD RELEASE - .9" X 1.3" X 2.75" - BLACK
6	101271-04-C17	EA PANEL-FENDER, FRONT - FRONT DRIVER WHEEL - FIBERGLASS - BUFF
	076688-02-000	EA BRACKET-MOUNTING, DRIVER FENDER - 5.5' LONG - Z-SHAPED STEEL
7	084714-12-000	EA PANEL-FENDER, REAR - DRIVER FRONT WHEEL - FIBERGLASS - BUFF
	107858-01-000	EA CLIP-FENDER

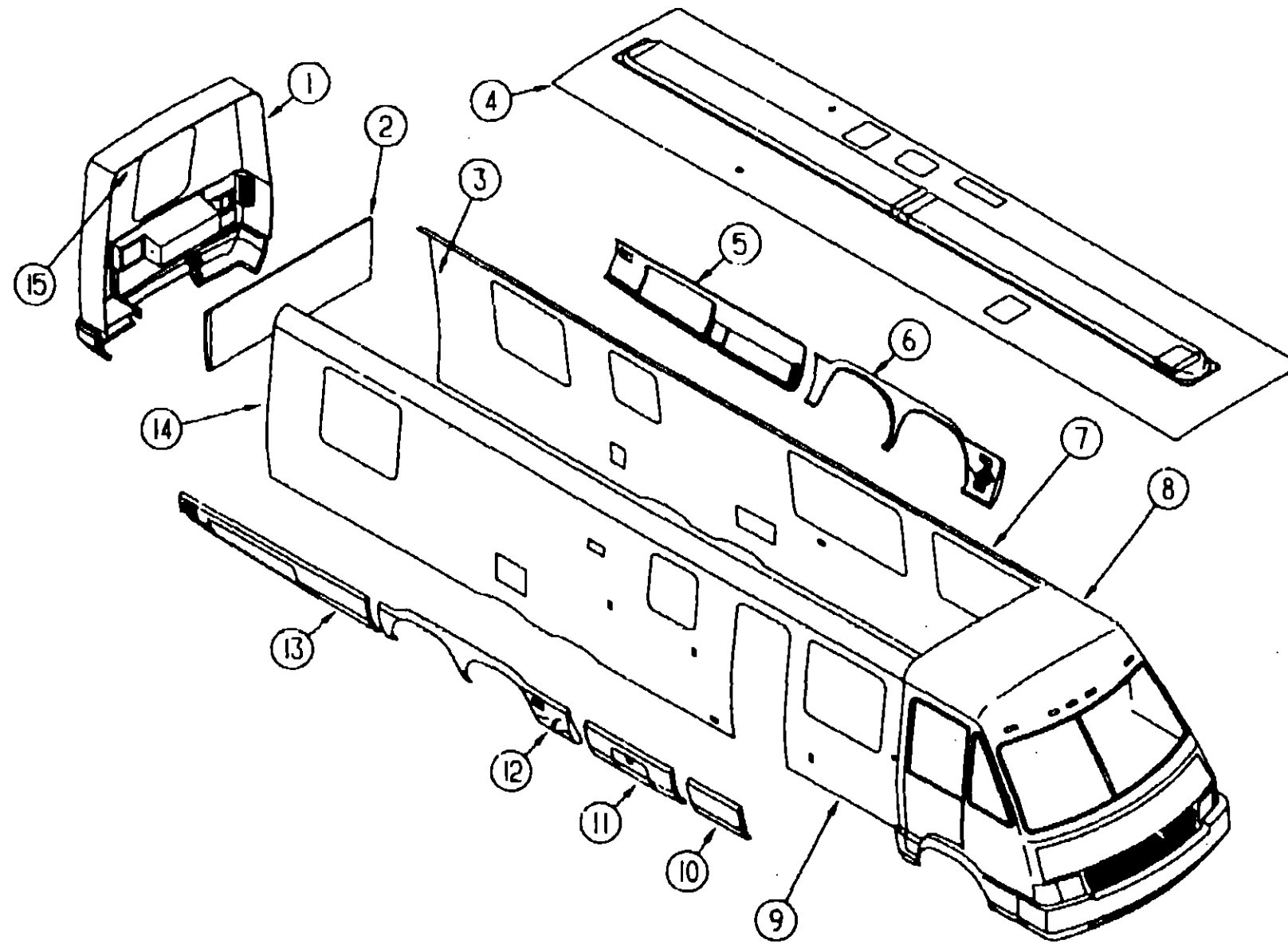
**1993 ELANTE'
TABLE OF CONTENTS**

INTRODUCTION	A-01 -	A-02
ABBREVIATIONS		A-03
ALPHABETICAL INDEX	A-04 -	A-06
WCP37RQ	A-07 -	F-20
WCP33RQ	F-21 -	L-04

1993 WCP37RQ INDEX

FLOOR PLAN	A-07 -	A-08
ACCESSORIES		A-09
AUDIO/VIDEO	A-10 -	A-12
BATH	A-13 -	A-16
BEDROOM	A-17 -	A-20
CHASSIS	A-21 -	B-18
CURTAIN & CUSHION	B-19 -	C-06
DINETTE	C-07 -	C-10
DRIVERS COMPARTMENT	C-11 -	C-20
ELECTRICAL	C-21 -	D-02
EXTERIOR BODY	D-03 -	D-10
GALLEY	D-11 -	D-17
GENERATOR		D-18
HEATING & A/C	D-19 -	D-22
INTERIOR FINISH	D-23 -	E-02
LABELS	E-03 -	E-10
LP		E-11
LOUNGE	E-12 -	E-13
SEALANTS & FASTENERS	E-14 -	E-19
WATER & SEWAGE	E-19 -	E-24
WINDOW, VENT AND		
EXTERIOR DOOR	F-01 -	F-18
WINDSHIELD/WIPER	F-19 -	F-20

EXTERIOR BODY GROUP (CONTINUED)
EXTERIOR BODY PANELS



**1993 ELANTE'
TABLE OF CONTENTS**

INTRODUCTION	A-01 -	A-02
ABBREVIATIONS		A-03
ALPHABETICAL INDEX	A-04 -	A-06
WCP37RQ	A-07 -	F-20
WCP33RQ	F-21 -	L-04

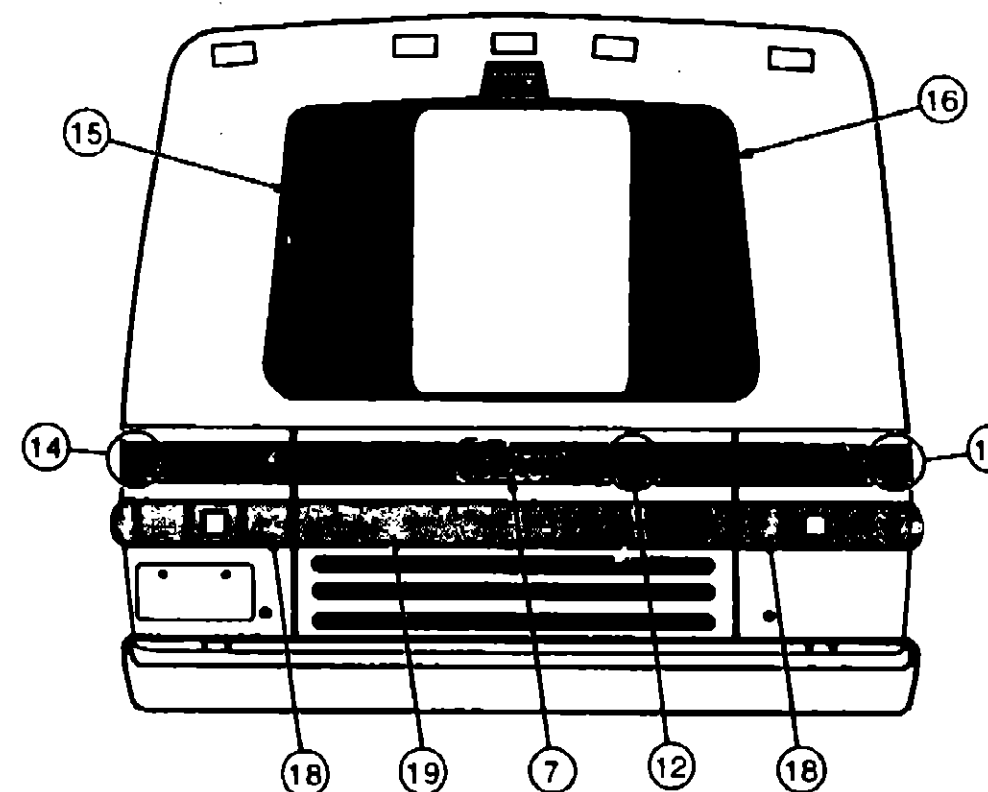
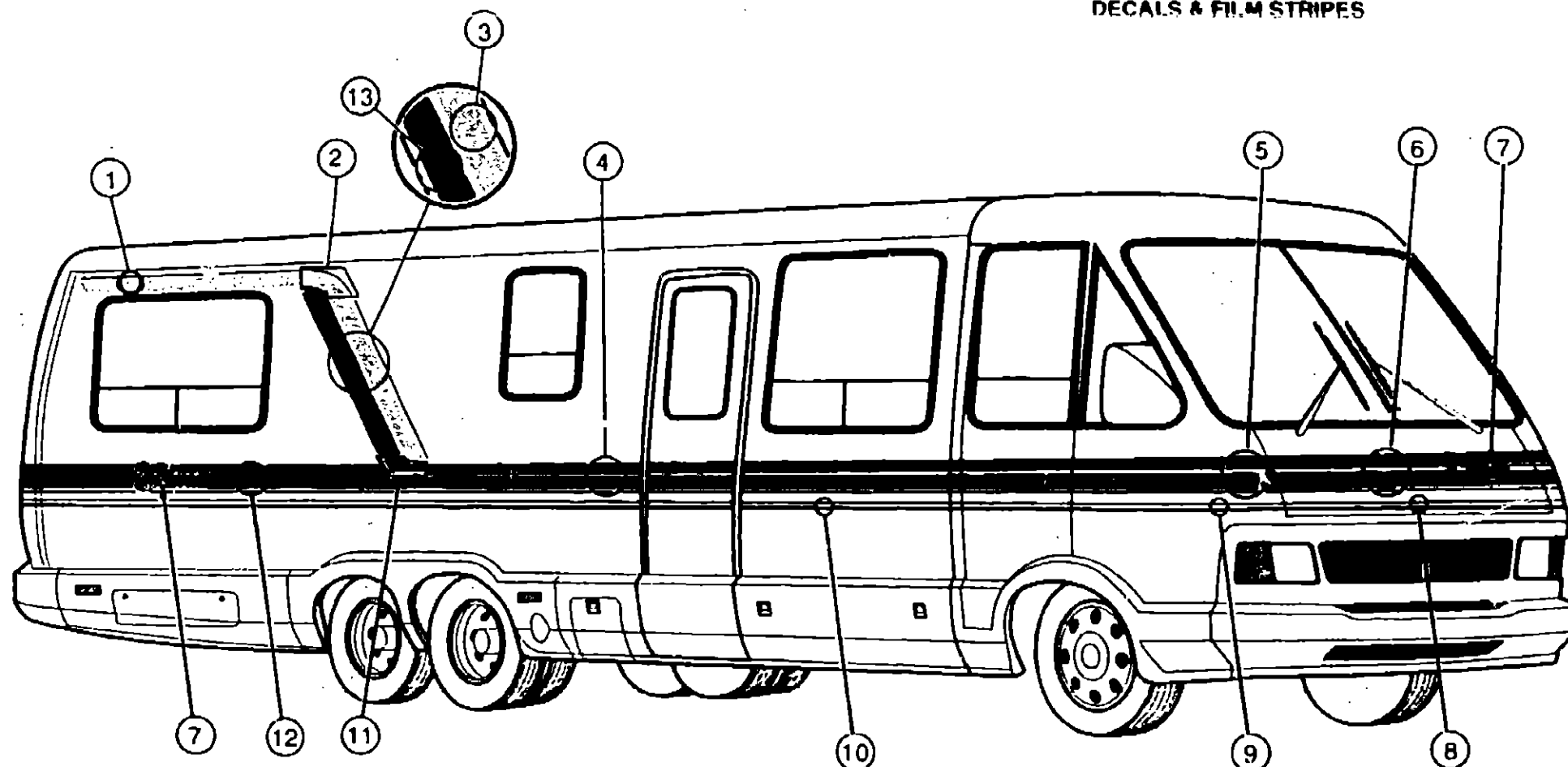
1993 WCP37RQ INDEX

FLOOR PLAN	A-07 -	A-08
ACCESSORIES		A-09
AUDIO/VIDEO	A-10 -	A-12
BATH	A-13 -	A-16
BEDROOM	A-17 -	A-20
CHASSIS	A-21 -	B-18
CURTAIN & CUSHION	B-19 -	C-06
DINETTE	C-07 -	C-10
DRIVERS COMPARTMENT	C-11 -	C-20
ELECTRICAL	C-21 -	D-02
EXTERIOR BODY	D-03 -	D-10
GALLEY	D-11 -	D-17
GENERATOR		D-18
HEATING & A/C	D-19 -	D-22
INTERIOR FINISH	D-23 -	E-02
LABELS	E-03 -	E-10
LP		E-11
LOUNGE	E-12 -	E-13
SEALANTS & FASTENERS	E-14 -	E-18
WATER & SEWAGE	E-19 -	E-24
WINDOW, VENT AND		
EXTERIOR DOOR	F-01 -	F-18
WINDSHIELD/WIPER	F-19 -	F-20

KEY	PART NUMBER	U/M DESCRIPTION
1	M01616-43-C17	EA CAP-REAR, FORD - W/LIGHTS & WINDOW - FIBERGLASS - BUFF
1	M01616-42-C17	EA CAP-REAR, CHEVY - W/LIGHTS & WINDOW - FIBERGLASS - BUFF
2	109099-01-D21	EA BACKWALL-LOWER, W/O DOORS OR WINDOWS
2	109099-01-D22	EA BACKWALL-LOWER, W/O DOORS OR WINDOWS
2	109099-01-D23	EA BACKWALL-LOWER, W/O DOORS OR WINDOWS
2	109099-01-D44	EA BACKWALL-LOWER, W/O DOORS OR WINDOWS (D44,D45)
3	094734-02-04A	EA TRIM-SIDEWALL JOINT, REAR - DRIVER SIDE - PLASTIC - BUFF
4	P08805-01-D21	EA ROOF-W/O CUTOUTS OR VENTS
5	M02586-50-C17	EA PANEL-VALANCE, W/GEN DOOR - 100.6" - PLASTIC - BUFF
5	096887-02-04A	EA PANEL-VALANCE, REAR - DRIVER - 100.6" - PLASTIC - BUFF FROM: 00-00-00 THRU: 07-04-93
5	096887-02-05A	EA PANEL-VALANCE, REAR - DRIVER - 100.6" - PLASTIC - BLACK FROM: 07-05-93 THRU: 99-99-99
6	M02586-53-C17	EA PANEL-WHEELWELL, W/DOCKING LIGHT - DR - 101.4" - PLASTIC
	096319-02-01A	EA TRIM-WHEELWELL, REAR DRIVER - 35.7" LONG - PLASTIC - BLACK
7	P08659-01-D21	EA SIDEWALL-DRIVER, W/O WINDOWS OR DOORS (D21,D22,D23)
7	P08659-01-D44	EA SIDEWALL-DRIVER, W/O WINDOWS OR DOORS (D44,D45)
8	M01615-11-C17	EA CAP-FRONT, W/O LIGHTS - FIBERGLASS - BUFF

KEY	PART NUMBER	U/M DESCRIPTION
9	P08658-01-D21	EA SIDEWALL-PASSENGER, W/O WINDOWS OR DOORS (D21,D22,D23)
9	P08658-01-D44	EA SIDEWALL-PASSENGER, W/O WINDOWS OR DOORS (D44,D45)
10	088684-02-C17	EA PANEL-VALANCE, ENTRY DOOR - 27.4" - PLASTIC - BUFF
11	M02586-49-C17	EA PANEL-VALANCE, W/LP DOOR - 46.9" X 19.9" - PLASTIC - BUFF
11	101546-01-04A	EA PANEL-VALANCE, W/O LP DOOR - 46.9" - PLASTIC - BUFF FROM: 00-00-00 THRU: 07-04-93
11	101546-01-05A	EA PANEL-VALANCE, W/O LP DOOR - 46.9" - PLASTIC - BLACK FROM: 07-05-93 THRU: 99-99-99
12	M02586-52-C17	EA PANEL-WHEELWELL, W/DOCKING LIGHT - PASS - 104.1" - PLASTIC
	096319-01-01A	EA TRIM-WHEELWELL, REAR PASSENGER - 35.7" LONG - PLASTIC - BLACK
13	M02586-47-C17	EA PANEL-VALANCE, W/STORAGE DOOR - REAR PASS - BUFF
13	096886-02-04A	EA PANEL-VALANCE, REAR - PASSENGER - 100.6" - PLASTIC - BUFF FROM: 00-00-00 THRU: 07-04-93
13	096886-02-05A	EA PANEL-VALANCE, REAR - PASSENGER - 100.6" - PLASTIC - BLACK FROM: 07-05-93 THRU: 99-99-99
14	094734-01-04A	EA TRIM-SIDEWALL JOINT, REAR - PASS SIDE - PLASTIC - BUFF
15	106253-05-02A	EA TRIM-EDGE, ROOF - 70.1" X 1.9" - METAL - BUFF
	082694-04-000	FT TRIM-EXTRUDED, SIDEWALL TO VALANCE - 1.9" X 12" - BUFF

EXTERIOR BODY GROUP (CONTINUED)
DECALS & FILM STRIPES



**1993 ELANTE'
TABLE OF CONTENTS**

INTRODUCTION	A-01 -	A-02
ABBREVIATIONS		A-03
ALPHABETICAL INDEX	A-04 -	A-06
WCP37RQ	A-07 -	F-20
WCP33RQ	F-21 -	L-04

KEY	PART NUMBER	U/M DESCRIPTION
1	105781-02-06A	FT MULTISTRIPE - 2 LINES, 2.5" WIDE (D21,D22,D23)
1	105781-02-07A	FT MULTISTRIPE - 2 LINES, 2.5" WIDE (D44,D45)
2	105786-01-03A	EA DECAL-RADIUS, UPPER PASSENGER (D21,D22,D23)
2	105786-01-04A	EA DECAL-RADIUS, UPPER PASSENGER (D44,D45)
2	105786-02-03A	EA DECAL-RADIUS, UPPER DRIVER (D21,D22,D23)
2	105786-02-04A	EA DECAL-RADIUS, UPPER DRIVER (D44,D45)
3	105781-04-05A	FT MULTISTRIPE - 2 LINES, 10" WIDE (D21,D22,D23)
3	105781-04-07A	FT MULTISTRIPE - 2 LINES, 10" WIDE (D44,D45)
4	093689-12-03A	FT MULTISTRIPE - 4 LINES, 5.75" WIDE (D21,D22,D23)
4	093689-12-04A	FT MULTISTRIPE - 4 LINES, 5.75" WIDE (D44,D45)
5	105783-01-03A	EA DECAL-CORNER, UPPER FRONT PASSENGER - 4 LINES (D21,D22,D23)
5	105783-01-04A	EA DECAL-CORNER, UPPER FRONT PASSENGER - 4 LINES (D44,D45)
5	105783-02-03A	EA DECAL-CORNER, UPPER FRONT DRIVER - 4 LINES (D21,D22,D23)
5	105783-02-04A	EA DECAL-CORNER, UPPER FRONT DRIVER - 4 LINES (D44,D45)
6	105782-01-03A	EA DECAL-HOOD, 4 LINES (D21,D22,D23)
6	105782-01-04A	EA DECAL-HOOD, 4 LINES (D44,D45)
7	106127-01-01A	EA DECAL-LOGO, ELANTE' (D21,D22,D23)
7	106127-01-03A	EA DECAL-LOGO, ELANTE' (D44,D45)
7	084075-01-000	EA DECAL-"BY WINNEBAGO INDUSTRIES", BLACK
8	105781-05-03A	FT MULTISTRIPE - 2 LINES, 1.4" WIDE (D21,D22,D23)
8	105781-05-04A	FT MULTISTRIPE - 2 LINES, 1.4" WIDE (D44,D45)
9	105784-01-03A	EA DECAL-CORNER, LOWER FRONT PASSENGER - 2 LINES (D21,D22,D23)
9	105784-01-04A	EA DECAL-CORNER, LOWER FRONT PASSENGER - 2 LINES (D44,D45)
9	105784-02-03A	EA DECAL-CORNER, LOWER FRONT DRIVER - 2 LINES (D21,D22,D23)
9	105784-02-04A	EA DECAL-CORNER, LOWER FRONT DRIVER - 2 LINES (D44,D45)
10	105781-01-03A	FT MULTISTRIPE - 2 LINE, 1.1" WIDE (D21,D22,D23)
10	105781-01-04A	FT MULTISTRIPE - 2 LINE, 1.1" WIDE (D44,D45)
11	105791-01-03A	EA DECAL-RADIUS, LOWER PASSENGER (D21,D22,D23)
11	105791-01-04A	EA DECAL-RADIUS, LOWER PASSENGER (D44,D45)
11	105791-02-03A	EA DECAL-RADIUS, LOWER DRIVER (D21,D22,D23)
11	105791-02-04A	EA DECAL-RADIUS, LOWER DRIVER (D44,D45)

KEY	PART NUMBER	U/M DESCRIPTION
12	105781-03-03A	FT MULTISTRIPE - 2 LINES, 6.5" WIDE (D21,D22,D23)
12	105781-03-04A	FT MULTISTRIPE - 2 LINES, 6.5" WIDE (D44,D45)
13	105781-04-06A	FT MULTISTRIPE - 2 LINES, 10" WIDE (D21,D22,D23)
13	105781-04-08A	FT MULTISTRIPE - 2 LINES, 10" WIDE (D44,D45)
14	105795-02-03A	EA DECAL-CORNER, REAR DRIVER (D21,D22,D23)
14	105795-02-04A	EA DECAL-CORNER, REAR DRIVER (D44,D45)
15	100588-02-01A	EA DECAL-BORDER, DR SIDE - BACKWALL WINDOW ONLY - BLACK
16	100588-01-01A	EA DECAL-BORDER, PASS SIDE - BACKWALL WINDOW ONLY - BLACK
17	105795-01-03A	EA DECAL-CORNER, REAR PASSENGER (D21,D22,D23)
17	105795-01-04A	EA DECAL-CORNER, REAR PASSENGER (D44,D45)
18	097410-02-02A	EA DECAL-END CAP, BETWEEN TAIL LIGHT & CENTER DOOR - 4.3" X 4.9"
19	097409-02-02A	EA DECAL-CENTER OF CENTER DOOR, 4.3" X 51.1"
	041561-03-000	EA PAINT-LOW BAKE, OFF WHITE
	044486-03-000	EA PAINT-LOW BAKE, BEIGE
	109506-01-000	EA FILM-URETHANE, PROTECTANT

DUPONT COLOR CODES

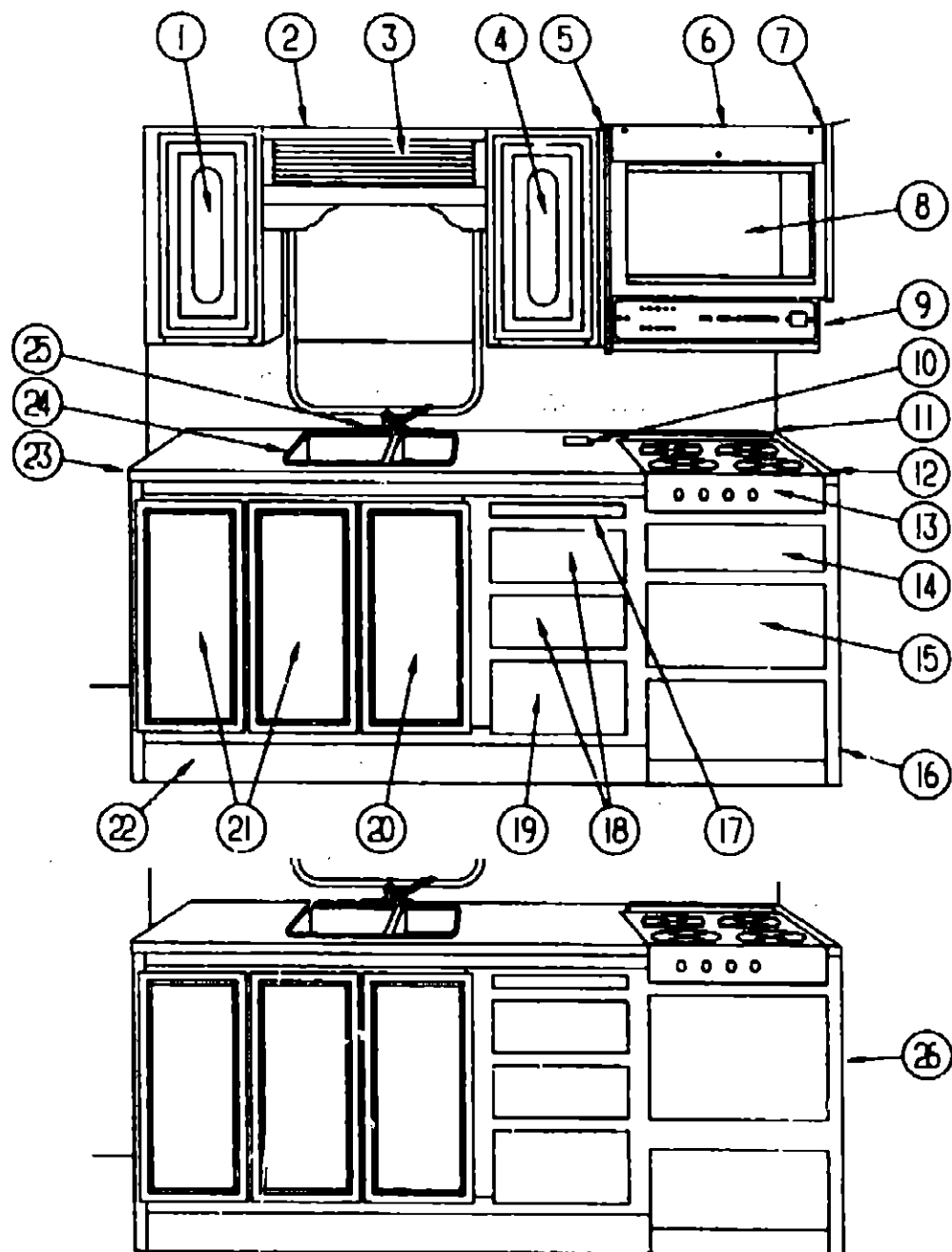
AZTEC SILVER #45406
PEARL FAWN METALLIC #92654
FIED #45732
BLACK #99
TOPAZ BLUE METALLIC #G9849
LIGHT RUTILE METALLIC #G9859K
DARK BLUE MIST #G9949
LIGHT GREEN METALLIC #G9948

1993 WCP37RQ INDEX

FLOOR PLAN	A-07 -	A-08
ACCESSORIES		A-09
AUDIO/VIDEO	A-10 -	A-12
BATH	A-13 -	A-16
BEDROOM	A-17 -	A-20
CHASSIS	A-21 -	B-18
CURTAIN & CUSHION	B-19 -	C-06
DINETTE	C-07 -	C-10
DRIVERS COMPARTMENT	C-11 -	C-20
ELECTRICAL	C-21 -	D-02
EXTERIOR BODY	D-03 -	D-10
GALLEY	D-11 -	D-17
GENERATOR		D-18
HEATING & A/C	D-19 -	D-22
INTERIOR FINISH	D-23 -	E-02
LABELS	E-03 -	E-10
LP		E-11
LOUNGE	E-12 -	E-13
SEALANTS & FASTENERS	E-14 -	E-18
WATER & SEWAGE	E-19 -	E-24
WINDOW, VENT AND		
EXTERIOR DOOR	F-01 -	F-18
WINDSHIELDWIPER	F-19 -	F-20

**GALLEY GROUP
CABINERY**

KEY	PART NUMBER	U/M DESCRIPTION
11	088090-20-D21	EA BACKSPLASH-COUNTERTOP - 1.8" X 83" - AVONITE (D21,D22)
11	088090-20-D23	EA BACKSPLASH-COUNTERTOP - 1.8" X 83" - AVONITE
11	088090-20-D44	EA BACKSPLASH-COUNTERTOP - 1.8" X 83" - AVONITE (D44,D45)
12	107045-01-D21	EA BACKSPLASH-COUNTERTOP - 1.8" X 26.2" - AVONITE (D21,D22)
12	107045-01-D23	EA BACKSPLASH-COUNTERTOP - 1.8" X 26.2" - AVONITE
12	107045-01-D44	EA BACKSPLASH-COUNTERTOP - 1.8" X 26.2" - AVONITE (D44,D45)
13	106689-01-01A	EA TOP-RANGE, 3 BURNER - BLACK - ATWOOD 53764
	106693-01-01A	EA COVER-FLUSH MOUNT, THICK TOP - ATWOOD 53540
	107113-03-D21	EA COUNTERTOP-STOVE LID, 24.1" X 4.8" (D21,D22)
	107113-03-D23	EA COUNTERTOP-STOVE LID, 24.1" X 4.8"
	107113-03-D44	EA COUNTERTOP-STOVE LID, 24.1" X 4.8" (D44,D45)
	107113-04-D21	EA COUNTERTOP-STOVE LID, 24.1" X 12.3" (D21,D22)
	107113-04-D23	EA COUNTERTOP-STOVE LID, 24.1" X 12.3"
	107113-04-D44	EA COUNTERTOP-STOVE LID, 24.1" X 12.3" (D44,D45)
14	P07104-N1-C17	EA DRAWER-CABINET, W/O HARDWARE - 6.1" X 21.4" FACE
15	P07104-N2-C17	EA DRAWER-CABINET, W/O HARDWARE - 10.6" X 21.4" FACE
16	M05855-01-D21	EA CABINET-GALLEY, W/O DOORS OR HARDWARE (D21,D22,D23)
16	M05855-01-D44	EA CABINET-GALLEY, W/O DOORS OR HARDWARE (D44,D45)
17	108555-13-D21	EA BOARD-CUTTING (D21,D22,D23)
	108555-13-D44	EA BOARD-CUTTING (D44,D45)
18	P07104-M9-C17	EA DRAWER-CABINET, W/O HARDWARE - 6.1" X 16.2" FACE
19	P07104-N0-C17	EA DRAWER-CABINET, W/O HARDWARE - 11.4" X 16.2" FACE
20	P00523-98-C17	EA DOOR-CABINET, W/O HARDWARE - 12" X 25.9"
21	P00523-99-C17	EA DOOR-CABINET, W/O HARDWARE - 12" X 25.9"
22	M05057-05-D21	EA TOE KICK ASM
23	108555-11-D21	EA COUNTERTOP-GALLEY, AVONITE
23	108555-11-D22	EA COUNTERTOP-GALLEY, AVONITE
23	108555-11-D23	EA COUNTERTOP-GALLEY, AVONITE
23	108555-11-D44	EA COUNTERTOP-GALLEY, AVONITE (D44,D45)
	093589-01-000	FT TAPE-SEALER, AVONITE
24	091244-02-000	EA SINK-DOUBLE BOWL, 25" X 22" - MOEN KSR - 2522-4
	092303-01-000	EA STRAINER-SINK
25	103635-01-000	EA FAUCET-GALLEY, SINGLE CONTROL - DRINKING FAUCET
25	064952-01-000	EA FAUCET-GALLEY, SINGLE CONTROL
26	M05855-02-D21	EA CABINET-GALLEY W/OVEN, W/O DOORS OR HARDWARE (D21,D22,D23)
26	M05855-02-D44	EA CABINET-GALLEY W/OVEN, W/O DOORS OR HARDWARE (D44,D45)
	100081-01-01A	EA TRAY-SILVERWARE, 9" X 13.3" - PLAS - ALMOND - RUBBERMAID
	106070-01-000	EA RACK-UTILITY, 9.6" X 8.9" X 5.5" - WIRE - WHITE
	107044-01-D21	EA COVER-SINK, RECESSED - AVONITE - FOR LARGE HOLE (D21,D22)
	107044-01-D23	EA COVER-SINK, RECESSED - AVONITE - FOR LARGE HOLE
	107044-01-D44	EA COVER-SINK, RECESSED - AVONITE - FOR LARGE HOLE (D44,D45)
	107044-02-D21	EA COVER-SINK, RECESSED - AVONITE - FOR SMALL HOLE (D21,D22)
	107044-02-D23	EA COVER-SINK, RECESSED - AVONITE - FOR SMALL HOLE
	107044-02-D44	EA COVER-SINK, RECESSED - AVONITE - FOR SMALL HOLE (D44,D45)
	102238-01-000	EA CONTAINER-TRASH, W/HDW - 8" X 13" X 15.2" - WIRE BASKET



KEY	PART NUMBER	U/M DESCRIPTION
1	P00523-C7-D21	EA DOOR-CABINET, W/O HARDWARE - 12" X 21.9" (D21,D22,D23)
1	P00523-C7-D44	EA DOOR-CABINET, W/O HARDWARE - 12" X 21.9" (D44,D45)
2	P07216-01-C17	EA CABINET-OVERHEAD, GALLEY - W/O DOORS OR HARDWARE
3	101652-15-B16	EA DOOR-TAMBOUR, 18" X 7.5"
	057832-04-000	SF TAMBOUR-DOOR, 4' X 8' SHEET
	M97191-01-000	EA HANDLE-DOOR, TAMBOUR
4	P00523-C6-D21	EA DOOR-CABINET, W/O HARDWARE - 12" X 21.9" (D21,D22,D23)
4	P00523-C6-D44	EA DOOR-CABINET, W/O HARDWARE - 12" X 21.9" (D44,D45)
5	101648-04-C17	EA END CAP-CABINET, OVERHEAD - LEFT SIDE
6	100708-04-000	EA DOOR-GLASS, CABINET - W/O HARDWARE - 4.9" X 23.5" - TINTED
	100710-01-01A	EA LOCK-GLASS DOOR, TWIST TYPE - BRASS
	100711-01-01A	EA HINGE-DOOR, GLASS
	101272-01-000	EA CATCH-DOOR, GLASS
7	107084-01-C17	EA END CAP-CABINET, OVERHEAD - RIGHT SIDE
8	102479-01-000	EA OVEN-MICROWAVE, CONVECTION - PANASONIC NN8500
	102483-05-C17	EA SHELF-MICROWAVE (D21,D22,D23)
	102483-05-D44	EA SHELF-MICROWAVE (D44,D45)
9	100258-19-01A	EA HOOD-RANGE, W/MONITOR PANEL - VENTLINE - U.S.
9	100258-20-01A	EA HOOD-RANGE, W/MONITOR PANEL - VENTLINE - CANADIAN
10	093238-01-Y12	EA HOLDER-KNIFE, COUNTERTOP - OAK
	093071-01-000	FT TAPE-BONDING, DOUBLE SIDED - 1/64" X 2"
	093292-01-000	EA BONNET-KNIFE HOLDER, UNDER COUNTER - METAL

**1993 ELANTE'
TABLE OF CONTENTS**

INTRODUCTION	A-01 -	A-02
ABBREVIATIONS		A-03
ALPHABETICAL INDEX	A-04 -	A-06
WCP37RQ	A-07 -	F-20
WCP33RQ	F-21 -	L-04

1993 WCP37RQ INDEX

FLOOR PLAN	A-07 -	A-08
ACCESSORIES		A-09
AUDIO/VIDEO	A-10 -	A-12
BATH	A-13 -	A-16
BEDROOM	A-17 -	A-20
CHASSIS	A-21 -	B-18
CURTAIN & CUSHION	B-19 -	C-06
DINETTE	C-07 -	C-10
DRIVERS COMPARTMENT	C-11 -	C-20
ELECTRICAL	C-21 -	D-02
EXTERIOR BODY	D-03 -	D-10
GALLEY	D-11 -	D-17
GENERATOR		D-18
HEATING & A/C	D-19 -	D-22
INTERIOR FINISH	D-23 -	E-02
LABELS	E-03 -	E-10
LP		E-11
LOUNGE	E-12 -	E-13
SEALANTS & FASTENERS	E-14 -	E-18
WATER & SEWAGE	E-19 -	F-24
WINDOW, VENT AND		
EXTERIOR DOOR	F-01 -	F-18
WINDSHIELD/WIPER	F-19 -	F-20

GALLEY GROUP (CONTINUED)
RANGE

KEY	PART NUMBER	U/M	DESCRIPTION	ATWOOD	R-2136BG
	107246-01-01A	EA	RANGE-W/OVEN, BLACK		
	101593-01-703	EA	KNOB-BURNER	WEDGEWOOD	53000
	106689-01-701	EA	SPARK-IGNITOR ASM HIGH OUTPUT		53078
	106689-01-702	EA	PIEZO PUSH BUTTON		52279
	106689-01-703	EA	VALVE-HIGH OUTPUT		53047
	106689-01-704	EA	REGULATOR W/EXTREME PRESSURE		52154
	106689-01-705	EA	VALVE-BURNER		52123
	107246-01-700	EA	RANGE TOP (BLACK)		53083
	107246-01-701	EA	GRATE		53050
	107246-01-702	EA	MANIFOLD COVER		53072
	107246-01-703	EA	THERMOSTAT		52122
	107246-01-704	EA	RACK-OVEN		51069
	107246-01-705	EA	BURNER-OVEN		52018
	107246-01-706	EA	PILOT ASSEMBLY, OVEN		52242
	107246-01-707	EA	VALVE-SAFETY		51177
	107246-01-708	EA	SHELF, OVEN BOTTOM		51657
	107246-01-709	EA	TRIM, BOTTOM BLACK		53526D
	107323-01-702	EA	TRIM LEFT		53023
	107323-01-703	EA	TRIM RIGHT		53024
	107323-01-705	EA	TRIM VENT		53525
	107323-01-707	EA	INSERT BLACKGLASS-N/HOLE		53426
	107323-01-708	EA	HANDLE ROD-N/HOLE		53085
	107323-01-710	EA	GRATE CLIP		53301
	107323-01-711	EA	RUBBER GRATE CUSHION		53008
	107323-01-713	EA	BLACKGLASS INSERT-W/HOLE		53426
	107323-01-714	EA	HANDLE FOR W/HOLE GLASS		51112

RANGE TOP

KEY	PART NUMBER	U/M	DESCRIPTION	ATWOOD	53764
	106689-01-01A	EA	TOP-RANGE, 3 BURNER - BLACK		
	101593-01-703	EA	KNOB-BURNER	WEDGEWOOD	53000
	106689-01-700	EA	MANIFOLD COVER 3 BURNER		53074
	106689-01-701	EA	SPARK-IGNITOR ASM HIGH OUTPUT		53078
	106689-01-702	EA	PIEZO PUSH BUTTON		52279
	106689-01-703	EA	VALVE-HIGH OUTPUT		53047
	106689-01-704	EA	REGULATOR W/EXTREME PRESSURE		52154
	106689-01-705	EA	VALVE-BURNER		52123
	106689-01-706	EA	TRIM, RIGHT HAND TOP & SIDE BLACK		53020
	106689-01-707	EA	TRIM, LEFT HAND TOP & SIDE BLACK		53019
	107246-01-700	EA	RANGE TOP (BLACK)		53083
	107246-01-701	EA	GRATE		53050
	107323-01-705	EA	TRIM VENT		53525
	107323-01-710	EA	GRATE CLIP		53301
	107323-01-711	EA	RUBBER GRATE CUSHION		53008
	107109-01-01A	EA	BRACKET-TIEDOWN, METAL - BLACK		
	107109-03-01A	EA	BRACKET-TIEDOWN, METAL - BLACK		
	107088-02-000	EA	BRACKET-TIEDOWN, OVEN		
	106936-01-01A	EA	BRACKET-TIEDOWN, STOVE - FRONT - METAL - BLACK		
	106937-01-01A	EA	BRACKET-TIEDOWN, STOVE - REAR - METAL - BLACK		

GALLEY GROUP (CONTINUED)
RANGE HOOD (CANADIAN)

KEY	PART NUMBER	U/M	DESCRIPTION	JENSEN RP1016
	100258-20-01A	EA	HOOD-RANGE, W/MONITOR PANEL - VENTLINE - CANADIAN	
	075470-01-703	EA	SWITCH-ON/MOMENTARY	LVS CA508-1
	090973-01-700	EA	MOTOR	LVS C1266-1-20
	090973-01-703	EA	VENT HOOD CHAS. W/WIRES (ALMOND)	VENTLINE CC225
	092696-01-701	EA	KNOB-LEVER, CABLE - PLASTIC - BLACK	VENTLINE VA415
	092696-01-709	EA	BULB - 912	VENTLINE 108
	096983-01-700	EA	SWITCH-ON/OFF	VENTLINE 112
	096983-01-702	EA	SWITCH-TWO WAY MOMENTARY	JENSEN 115
	096983-01-703	EA	SWITCH-ON/ON	LVS CC246
	096983-01-707	EA	FILTER-GREASE, 8" X 8"	LVS CC179
	092696-02-701	EA	LENS-LAMP	VENTLINE CB547-1
	100258-04-702	EA	SWITCH-LEVER, W/CABLE	LVS 5079-06
	100258-08-700	EA	TANK-CIRCUIT BOARD	VENTLINE 122
	100258-08-701	EA	SWITCH-FAN, 2 SPEED	LVS 9005
	100258-09-700	EA	PANEL-CONTROL ASSEMBLY	VENTLINE 150
	100258-10-700	EA	METER-HOUR	

RANGE HOOD (U.S.)

KEY	PART NUMBER	U/M	DESCRIPTION	JENSEN RP1016
	100258-19-01A	EA	HOOD-RANGE, W/MONITOR PANEL - VENTLINE - U.S.	
	075470-01-703	EA	SWITCH-ON/MOMENTARY	LVS CA508-1
	090973-01-700	EA	MOTOR	LVS C1266-1-20
	090973-01-703	EA	VENT HOOD CHAS. W/WIRES (ALMOND)	VENTLINE CC225
	092696-01-701	EA	KNOB-LEVER, CABLE - PLASTIC - BLACK	VENTLINE VA415
	092696-01-709	EA	BULB - 912	VENTLINE 108
	096983-01-700	EA	SWITCH-ON/OFF	VENTLINE 112
	096983-01-702	EA	SWITCH-TWO WAY MOMENTARY	JENSEN 115
	096983-01-703	EA	SWITCH-ON/ON	LVS CC246
	096983-01-707	EA	FILTER-GREASE, 8" X 8"	LVS CC179
	092696-02-701	EA	LENS-LAMP	VENTLINE CB547-1
	100258-04-702	EA	SWITCH-LEVER, W/CABLE	LVS 5079-06
	100258-08-700	EA	TANK-CIRCUIT BOARD	VENTLINE 122
	100258-08-701	EA	SWITCH-FAN, 2 SPEED	LVS 9005
	100258-09-700	EA	PANEL-CONTROL ASSEMBLY	VENTLINE 150
	100258-10-700	EA	METER-HOUR	
	063752-02-000	EA	SHROUD-RANGE, 18.5" X 20.6" X 17.9" - METAL - OFF WHITE	
	063753-02-000	EA	SHROUD-RANGE, BASE & SIDES	
	063754-02-000	EA	SHROUD-RANGE, BACK	
	097618-01-000	EA	WIRE ASM-MONITOR PANEL, W/4 WIRES & BLACK RESISTOR - LVS	

**1993 ELANTE'
TABLE OF CONTENTS**

INTRODUCTION	A-01	A-02
ABBREVIATIONS		A-03
ALPHABETICAL INDEX	A-04	A-06
WCP37RQ	A-07	F-20
WCP33RQ	F-21	L-04

1993 WCP37RQ INDEX

FLOOR PLAN	A-07	A-08
ACCESSORIES		A-09
AUDIO/VIDEO	A-10	A-12
BATH	A-13	A-16
BEDROOM	A-17	A-20
CHASSIS	A-21	B-18
CURTAIN & CUSHION	B-19	C-06
DINETTE	C-07	C-10
DRIVERS COMPARTMENT	C-11	C-20
ELECTRICAL	C-21	D-02
EXTERIOR BODY	D-03	D-10
GALLEY	D-11	D-17
GENERATOR		D-18
HEATING & A/C	D-19	D-22
INTERIOR FINISH	D-23	E-02
LABELS	E-03	E-10
LP		E-11
LOUNGE	E-12	E-13
SEALANTS & FASTENERS	E-14	E-18
WATER & SEWAGE	E-19	E-24
WINDOW, VENT AND		
EXTERIOR DOOR	F-01	F-18
WINDSHIELD/WIPER	F-19	F-20

GALLEY GROUP (CONTINUED)
REFRIGERATOR W/ICE MAKER

KEY	PART NUMBER	U/M DESCRIPTION
	104137-05-01A	EA REFRIGERATOR - 2 WAY, W/ICE MAKER - BLACK
	064473-01-702	EA ORIFICE
	084880-01-715	EA VALVE-SHUT OFF, MANUAL
	075217-01-734	EA FUSE - 3 AMP
	075217-01-738	EA SWITCH-HUMIDITY
	084880-01-713	EA CONNECTOR-MALE, INLET FITTING
	084880-01-715	EA VALVE-SHUT OFF, MANUAL
	084880-01-718	EA VALVE-GAS
	084880-01-722	EA CRISPER COVER
	084880-01-726	EA HINGE BRACKET (CENTER HINGE)
	084880-01-731	EA HINGE PIN
	084880-01-732	EA LATCH
	084880-01-734	EA BRACKET-HINGE, TOP RIGHT - BOTTOM LEFT - BROWN
	084880-01-735	EA HINGE BRKT, TOP LEFT-BOTTOM RIGHT BROWN
	084880-01-739	EA END CAP (SPRING CATCH) BROWN
	084880-01-740	EA END CAP (STOP CATCH)
	084880-01-744	EA HINGE PIN SHAFT (CENTER HINGE)
	084880-01-746	EA CABLE
	084880-01-747	EA PLUG-HOLE
	084880-01-749	EA HINGE BUSHING
	084880-01-753	EA THERMISTER 78" W/CLIP
	084880-01-761	EA END CAP (SPRING CATCH) BLACK
	084880-02-700	EA LOWER FLANGE 8663 & 8683
	084880-03-701	EA COOLING UNIT (HORIZONTAL BURNER)
	084880-03-705	EA BRACKET F/INTERIOR REFRIGERATOR LIGHT
	084880-03-706	EA LAMP (BULB)
	084880-03-707	EA COVER F/LAMP OR BULB
	088248-01-706	EA BURNER-HORIZONTAL
	088248-01-707	EA ELECTRODE-SENSOR, (HORIZONTAL)
	088248-01-708	EA ELECTRODE-IGNITION, (HORIZONTAL)
	088248-01-709	EA HEATER-AC, (HORIZONTAL)
	094039-01-700	EA PRINTED CIRCUIT BOARD - 3-WAY
	094039-01-701	EA EYEBROW-SHELL, 3-WAY - BLACK - PLASTIC
	094039-01-703	EA PLATE-HINGE, LEFT - BROWN
	094039-01-704	EA PLATE-HINGE, BLACK
	094039-01-709	EA PLATE-HINGE, TOP RIGHT - LEFT BOTTOM - BROWN
	094039-01-710	EA PLATE-HINGE, BLACK
	094039-01-712	EA DOOR BIN (GRAY) SILVER BORDER
	094039-01-713	EA DOOR GASKET (LOWER) GRAY
	094039-01-714	EA LOWER DOOR LINER (BROWN/WHITE)
	094039-01-715	EA LOWER DOOR LINER (BLACK/WHITE)
	094039-01-716	EA LOWER DOOR HANDLE ASSY (BROWN)
	094039-01-717	EA LOWER DOOR HANDLE ASSY (BLACK)
	094039-01-718	EA MILK BIN (GRAY) W/SILVER TRIM
	094039-01-719	EA DAIRY KEEPER (GRAY) SILVER TRIM
	094039-01-720	EA CAB ASSEMBLY (BROWN FRAME/WHITE LINER)
	094039-01-721	EA CAB ASSEMBLY (BLACK FRAME/WHITE LINER)
	094039-01-722	EA HOLE PLUG (BLACK) HINGE HOLES
	094039-01-723	EA HINGE BRKT, TOP RIGHT-BOTTOM LEFT BLACK
	094039-01-724	EA BRACKET-HINGE, TOP LEFT - BOTTOM RIGHT - BLACK
	094039-01-725	EA HINGE PIN (BLACK) (MALE)
	094039-01-726	EA SHELF-FREEZER EVAPORATOR
	094039-01-730	EA HINGE PIN SHAFT (BLACK) CENTER HINGE
	094039-01-731	EA CRISPER (GRAY) SILVER TRIM
	094039-01-732	EA FRONT COVER (BLACK) BOTTOM TRIM
	094039-01-733	EA WIRE SHELF (MIDDLE)
	094039-01-734	EA WIRE SHELF (TOP) W/RISER
	094039-01-735	EA INSIDE DRIP TRAY (WHITE)
	094039-01-736	EA SWITCH-LIGHT, BLACK
	094039-01-739	EA SHELF (CUTOUT)
	094039-01-742	EA TRAY-F/CUTOUT SHELF
	094039-04-700	EA PRINTED CIRCUIT BOARD - 2 WAY
	094039-04-702	EA POWER SUPPLY (2 WAY)

NORCOLD 682-MI
NORCOLD 61452122
NORCOLD 61697922
NORCOLD 61538822
NORCOLD 61525922
NORCOLD 615256
NORCOLD 61697922
NORCOLD 61551822
NORCOLD 615641
NORCOLD 61566523
NORCOLD 61578123
NORCOLD 61578522
NORCOLD 61580837
NORCOLD 61580937
NORCOLD 61593722
NORCOLD 61593830
NORCOLD 61566723
NORCOLD 61571522
NORCOLD 61582022
NORCOLD 615807
NORCOLD 61693822
NORCOLD 61593730
NORCOLD 61622123
NORCOLD 61687337
NORCOLD 61629722
NORCOLD 61628922
NORCOLD 61627922
NORCOLD 61588122
NORCOLD 61573322
NORCOLD 61573222
NORCOLD 615627
NORCOLD 61647522
NORCOLD 61669922
NORCOLD 61631422
NORCOLD 61631430
NORCOLD 61631322
NORCOLD 61631330
NORCOLD 61564060
NORCOLD 61568030
NORCOLD 61581737-B
NORCOLD 61581738-B
NORCOLD 61649937
NORCOLD 61649938
NORCOLD 61579460
NORCOLD 61580460
NORCOLD 61663237
NORCOLD 61663238
NORCOLD 61582030
NORCOLD 61580838
NORCOLD 61580938
NORCOLD 61578130
NORCOLD 615236
NORCOLD 61566730
NORCOLD 61571360
NORCOLD 61622130
NORCOLD 61563822
NORCOLD 61563722
NORCOLD 61572830
NORCOLD 615810
NORCOLD 61646722
NORCOLD 61680922
NORCOLD 61647322
NORCOLD 61647422

KEY	PART NUMBER	U/M DESCRIPTION
	094039-07-700	EA ICE MAKER
	094039-07-701	EA BIN-ICE CUBE
	094039-07-702	EA SHELF-WIRE, FREEZER - TALL
	094039-07-703	EA SHELF-WIRE, FREEZER - SHORT
	094039-07-704	EA VALVE-WATER FILL
REFRIGERATOR		
	104137-03-01A	EA REFRIGERATOR - 2 WAY, LARGE DOUBLE DOOR - BLK
	064473-01-702	EA ORIFICE
	084880-01-715	EA VALVE-SHUT OFF, MANUAL
	075217-01-734	EA FUSE - 3 AMP
	075217-01-738	EA SWITCH-HUMIDITY
	084880-01-713	EA CONNECTOR-MALE, INLET FITTING
	084880-01-715	EA VALVE-SHUT OFF, MANUAL
	084880-01-718	EA VALVE-GAS
	084880-01-722	EA CRISPER COVER
	084880-01-726	EA HINGE BRACKET (CENTER HINGE)
	084880-01-731	EA HINGE PIN
	084880-01-732	EA LATCH
	084880-01-734	EA BRACKET-HINGE, TOP RIGHT - BOTTOM LEFT - BROWN
	084880-01-735	EA HINGE BRKT, TOP LEFT-BOTTOM RIGHT BROWN
	084880-01-739	EA END CAP (SPRING CATCH) BROWN
	084880-01-740	EA END CAP (STOP CATCH)
	084880-01-744	EA HINGE PIN SHAFT (CENTER HINGE)
	084880-01-746	EA CABLE
	084880-01-747	EA PLUG-HOLE
	084880-01-749	EA HINGE BUSHING
	084880-01-753	EA THERMISTER 78" W/CLIP
	084880-01-761	EA END CAP (SPRING CATCH) BLACK
	084880-02-700	EA LOWER FLANGE 8663 & 8683
	084880-03-701	EA COOLING UNIT (HORIZ BURNER)
	084880-03-705	EA BRACKET F/INTERIOR REFRIGERATOR LIGHT
	084880-03-706	EA LAMP (BULB)
	084880-03-707	EA COVER F/LAMP OR BULB
	088248-01-706	EA BURNER-HORIZONTAL
	088248-01-707	EA ELECTRODE-SENSOR, (HORIZONTAL)
	088248-01-708	EA ELECTRODE-IGNITION, (HORIZONTAL)
	088248-01-709	EA HEATER-AC, (HORIZONTAL)
	094039-01-700	EA PRINTED CIRCUIT BOARD-3-WAY
	094039-01-701	EA EYEBROW-SHELL, 3-WAY - BLACK - PLASTIC
	094039-01-703	EA PLATE-HINGE, LEFT - BROWN
	094039-01-704	EA PLATE-HINGE, BLACK
	094039-01-709	EA PLATE-HINGE, TOP RIGHT - LEFT BOTTOM - BROWN
	094039-01-710	EA PLATE-HINGE, BLACK
	094039-01-712	EA DOOR BIN (GRAY) SILVER BORDER
	094039-01-713	EA DOOR GASKET (LOWER) GRAY
	094039-01-714	EA LOWER DOOR LINER (BROWN/WHITE)
	094039-01-715	EA LOWER DOOR LINER (BLACK/WHITE)
	094039-01-716	EA LOWER DOOR HANDLE ASSY (BROWN)
	094039-01-717	EA LOWER DOOR HANDLE ASSY (BLACK)
	094039-01-718	EA MILK BIN (GRAY) W/SILVER TRIM
	094039-01-719	EA DAIRY KEEPER (GRAY) SILVER TRIM
	094039-01-720	EA CAB ASSEMBLY (BROWN FRAME/WHITE LINER)
	094039-01-721	EA CAB ASSEMBLY (BLACK FRAME/WHITE LINER)
	094039-01-722	EA HOLE PLUG (BLACK) HINGE HOLES
	094039-01-723	EA HINGE BRKT, TOP RIGHT-BOTTOM LEFT BLACK
	094039-01-724	EA BRACKET-HINGE, TOP LEFT - BOTTOM RIGHT - BLACK
	094039-01-725	EA HINGE PIN (BLACK) (MALE)
	094039-01-726	EA SHELF-FREEZER EVAPORATOR
	094039-01-730	EA HINGE PIN SHAFT (BLACK) CENTER HINGE
	094039-01-731	EA CRISPER (GRAY) SILVER TRIM

NORCOLD 61684937
NORCOLD 61688322
NORCOLD 61667722
NORCOLD 61674122
NORCOLD 61657022
NORCOLD 682
NORCOLD 61452122
NORCOLD 61697922
NORCOLD 61538822
NORCOLD 61525922
NORCOLD 615256
NORCOLD 61697922
NORCOLD 61551822
NORCOLD 615641
NORCOLD 61566523
NORCOLD 61578123
NORCOLD 61578522
NORCOLD 61580837
NORCOLD 61580937
NORCOLD 61593722
NORCOLD 61593830
NORCOLD 61566723
NORCOLD 61571522
NORCOLD 61582022
NORCOLD 615807
NORCOLD 61693822
NORCOLD 61593730
NORCOLD 61622123
NORCOLD 61687337
NORCOLD 61629722
NORCOLD 61628922
NORCOLD 61588122
NORCOLD 61573322
NORCOLD 61573222
NORCOLD 615627
NORCOLD 61647522
NORCOLD 61669922
NORCOLD 61631422
NORCOLD 61631430
NORCOLD 61631322
NORCOLD 61631330
NORCOLD 61564060
NORCOLD 61568030
NORCOLD 61581737-B
NORCOLD 61581738-B
NORCOLD 61649937
NORCOLD 61649938
NORCOLD 61579460
NORCOLD 61580460
NORCOLD 61663237
NORCOLD 61663238
NORCOLD 61582030
NORCOLD 61580838
NORCOLD 61580938
NORCOLD 61578130
NORCOLD 615236
NORCOLD 61566730
NORCOLD 61571360
NORCOLD 61622130
NORCOLD 61563822
NORCOLD 61563722
NORCOLD 61572830
NORCOLD 615810
NORCOLD 61646722
NORCOLD 61680922
NORCOLD 61647322
NORCOLD 61647422

1993 ELANTE'
TABLE OF CONTENTS

INTRODUCTION	A-01	A-02
ABBREVIATIONS		A-03
ALPHABETICAL INDEX	A-04	A-06
WCP37RQ	A-07	F-20
WCP33RQ	F-21	L-04

1993 WCP37RQ INDEX

FLOOR PLAN	A-07	A-08
ACCESSORIES		A-09
AUDIO/VIDEO	A-10	A-12
BATH	A-13	A-16
BEDROOM	A-17	A-20
CHASSIS	A-21	B-18
CURTAIN & CUSHION	B-19	C-06
DINETTE	C-07	C-10
DRIVERS COMPARTMENT	C-11	C-20
ELECTRICAL	C-21	D-02
EXTERIOR BODY	D-03	D-10
GALLEY	D-11	D-17
GENERATOR		D-18
HEATING & A/C	D-19	D-22
INTERIOR FINISH	D-23	E-02
LABELS	E-03	E-10
LP		E-11
LOUNGE	E-12	E-13
SEALANTS & FASTENERS	E-14	E-18
WATER & SEWAGE	E-19	E-24
WINDOW, VENT AND		
EXTERIOR DOOR	F-01	F-18
WINDSHIELD/WIPER	F-19	F-20

GALLEY GROUP (CONTINUED)
REFRIGERATOR (CONTINUED)

KEY	PART NUMBER	U/M DESCRIPTION	
	094039-01-732	EA FRONT COVER(B/ACK) BOTTOM TRIM	NORCOLD 61622130
	094039-01-733	EA WIRE SHELF (MIDDLE)	NORCOLD 61563822
	094039-01-734	EA WIRE SHELF (TOP) W/RISER	NORCOLD 61563722
	094039-01-735	EA INSIDE DRIP TRAY (WHITE)	NORCOLD 61572830
	094039-01-736	EA SWITCH-LIGHT, BLACK	NORCOLD 615810
	094039-01-739	EA SHELF (CUTOUT)	NORCOLD 1646722
	094039-01-742	EA TRAY-F/CUTOUT SHELF	NORCOLD 61680922
	094039-04-700	EA PRINTED CIRCUIT BOARD - 2 WAY	NORCOLD 61647322
	094039-04-702	EA POWER SUPPLY (2 WAY)	NORCOLD 61647422
	081211-05-000	EA PLUG-PLASTIC, .188 DIA - NATURAL	
	076619-01-000	EA PLATE-TIEDOWN, REFRIGERATOR - 27.6" X 9.4" - STEEL - BLACK 2 USED	
	054450-01-000	EA LEVEL-REFRIGERATOR	

MICROWAVE OVEN

KEY	PART NUMBER	U/M DESCRIPTION	
	102479-01-000	EA OVEN-MICROWAVE, CONVECTION	PANASONIC NN8500
	102479-01-700	EA COOKBOOK	
	102482-03-C17	EA FRAME-MICROWAVE	
	081821-02-000	EA TRIM-MICROWAVE, TOP - 21.9" - ALUMINUM	
	102486-01-01A	EA TRIM-MICROWAVE, VERTICAL - 16.2" X 9" X .6" - ALUMINUM	
	102486-02-01A	EA TRIM-MICROWAVE, VERTICAL - 16.2" X 9" X .6" - ALUMINUM	
	102748-01-01A	EA TRIM-MICROWAVE, 21.9" X 2.3" - ALUMINUM - MILL FINISH	
	082227-02-000	EA TRIM-MICROWAVE, BOTTOM - BLACK	
	102486-06-01A	EA TRIM-MICROWAVE, VERTICAL - METAL - BLACK	
	102486-07-01A	EA TRIM-MICROWAVE, VERTICAL - METAL - BLACK	
	102458-01-000	EA SUPPORT-BOTTOM, MICROWAVE - ANGLED - 23.8" X 17.3" X 7.4" FROM: 00-00-00 THRU: 01-31-93	
	102452-01-000	EA STRAP-MICROWAVE, 13.1" X 2" - STEEL	
	102942-02-000	EA BRACKET-BAFFLE, 22.1" X 2.5" - STEEL	
	102481-02-01A	EA ANGLE-TRIM, METAL - BLACK	

COFFEE MAKER

KEY	PART NUMBER	U/M DESCRIPTION
	104230-01-000	EA MAKER-COFFEE, THERMAL CARAFE - SPACEMAKER PLUS
	104230-01-700	EA CARAFE POT ONLY CREAM

GENERATOR GROUP
7.0 KOHLER GENERATOR & COMPONENTS

KEY	PART NUMBER	U/M DESCRIPTION	
	105525-01-000	EA GENERATOR - 7.0KW - LOW PROFILE	KOHLER 7CKM21
	105526-01-000	EA ARRESTER-SPARK	KOHLER 278621
	105527-02-000	EA PIPE-EXHAUST ADAPTER	KOHLER 278979
	105529-01-000	EA MUFFLER-FRONT EXHAUST, W/O SPARK	KOHLER 278734
	105602-01-000	EA GASKET-EXHAUST	KOHLER 278320
	106764-01-000	EA ANGLE-GENERATOR SUPPORT	
	107381-01-000	EA SUPPORT ASM-GENERATOR	
	007067-01-000	SF INSULATION-FIBERGLASS, 1" THICK X 4' - INCREMENTS OF 4 SF	
	007125-01-000	EA CLAMP-MUFFLER, 1.62 DIAMETER	
	007125-04-000	EA CLAMP-MUFFLER, 1.1" DIA	
	078045-01-000	EA STRAP-SUPPORT, GENERATOR - 4 HOLE	
	084365-01-000	EA STRAP-SUPPORT, GENERATOR - 2 HOLE	
	093591-02-000	EA PIPE-EXHAUST, GENERATOR - CURVED - 1.5" OD	
	094059-01-000	EA SPACER-GENERATOR, ONAN	

7.0 KOHLER GENERATOR & COMPONENTS (FOR 50 AMP SERVICE)

KEY	PART NUMBER	U/M DESCRIPTION	
	105525-03-000	EA GENERATOR - 7KW LOW PRO 30/30	KOHLER 7CCKM21 249
	105526-01-000	EA ARRESTER-SPARK	KOHLER 278621
	105527-02-000	EA PIPE-EXHAUST ADAPTER	KOHLER 278979
	105529-01-000	EA MUFFLER-FRONT EXHAUST, W/O SPARK	KOHLER 278734
	105602-01-000	EA GASKET-EXHAUST	KOHLER 278320
	106764-01-000	EA ANGLE-GENERATOR SUPPORT	
	107381-01-000	EA SUPPORT ASM-GENERATOR	
	007067-01-000	SF INSULATION-FIBERGLASS, 1" THICK X 4' - INCREMENTS OF 4 SF	
	007125-01-000	EA CLAMP-MUFFLER, 1.62 DIAMETER	
	007125-04-000	EA CLAMP-MUFFLER, 1.1" DIA	
	078045-01-000	EA STRAP-SUPPORT, GENERATOR - 4 HOLE	
	084365-01-000	EA STRAP-SUPPORT, GENERATOR - 2 HOLE	
	093591-02-000	EA PIPE-EXHAUST, GENERATOR - CURVED - 1.5" OD	
	094059-01-000	EA SPACER-GENERATOR, ONAN	

5.0 ONAN GENERATOR & COMPONENTS (EXPORT)

KEY	PART NUMBER	U/M DESCRIPTION	
	100975-03-000	EA GENERATOR - 5.0 KW EMERALD PLUS WITH ONAN TRAY #403-2218	ONAN NHE-FN/29236G
	106764-01-000	EA ANGLE-GENERATOR SUPPORT	
	107381-01-000	EA SUPPORT ASM-GENERATOR	
	008401-01-000	EA STRAP-CONDUIT, 3/4" - 1 HOLE - GALVANIZED STEEL	
	007067-01-000	SF INSULATION-FIBERGLASS, 1" THICK X 4' - INCREMENTS OF 4 SF	
	007125-01-000	EA CLAMP-MUFFLER, 1.62 DIAMETER	
	007125-04-000	EA CLAMP-MUFFLER, 1.1" DIA	
	078045-01-000	EA STRAP-SUPPORT, GENERATOR - 4 HOLE	
	084365-01-000	EA STRAP-SUPPORT, GENERATOR - 2 HOLE	
	093591-02-000	EA PIPE-EXHAUST, GENERATOR - CURVED - 1.5" OD	
	094059-01-000	EA SPACER-GENERATOR, ONAN	

**1993 ELANTE'
TABLE OF CONTENTS**

INTRODUCTION	A-01 -	A-02
ABBREVIATIONS		A-03
ALPHABETICAL INDEX	A-04 -	A-06
WCP37RQ	A-07 -	F-20
WCP33RQ	F-21 -	L-04

1993 WCP37RQ INDEX

FLOOR PLAN	A-07 -	A-08
ACCESSORIES		A-09
AUDIO/VIDEO	A-10 -	A-12
BATH	A-13 -	A-16
BEDROOM	A-17 -	A-20
CHASSIS	A-21 -	B-18
CURTAIN & CUSHION	B-19 -	C-06
DINETTE	C-07 -	C-10
DRIVERS COMPARTMENT	C-11 -	C-20
ELECTRICAL	C-21 -	D-02
EXTERIOR BODY	D-03 -	D-10
GALLEY	D-11 -	D-17
GENERATOR		D-18
HEATING & A/C	D-19 -	D-22
INTERIOR FINISH	D-23 -	E-02
LABELS	E-03 -	E-10
LP		E-11
LOUNGE	E-12 -	E-13
SEALANTS & FASTENERS	E-14 -	E-18
WATER & SEWAGE	E-19 -	E-24
WINDOW, VENT AND		
EXTERIOR DOOR	F-01 -	F-18
WINDSHIELD/WIPER	F-19 -	F-20

HEATING & AIR CONDITIONING GROUP
AUTOMOTIVE HEATER/AIR CONDITIONER

KEY	PART NUMBER	U/M	DESCRIPTION
	085000-01-000	EA	SHIELD-A/C, 6.8" X 3.1" - STEEL
	007076-01-000	EA	HOSE-FLEXIBLE PVC - 2" ID - INCREMENTS OF 50'
	007281-01-000	EA	HOSE-FLEXIBLE PVC, 2.5" ID X 50'
	024990-04-000	EA	OUTLET-LOUVERED, HEATER/DEFROSTER - W/SWIVEL - 2" - BEIGE
	024990-03-000	EA	OUTLET-LOUVERED, HEATER/DEFROSTER - W/SWIVEL - 2" - GRAY
	056402-02-000	EA	BRACKET-MOUNTING, ROUND HEAT VENT - W/BEND - METAL - TAN
	056402-04-000	EA	BRACKET-MOUNTING, ROUND HEAT VENT - W/BEND - METAL - GRAY
	077075-01-000	EA	GASKET-INSTRUMENT PANEL TO DEFROSTER PLENUM - .6" X 11.3"
	077075-02-000	EA	GASKET-INSTRUMENT PANEL TO DEFROSTER PLENUM - .6" X 10.2"
	077075-03-000	EA	GASKET-INSTRUMENT PANEL TO DEFROSTER PLENUM, SPL FROM: 00-00-00 THRU: 12-17-92 FROM: 12-18-92 THRU: 99-99-99
	098342-01-000	EA	WYE-CONNECTOR, 2.5" FLEXHOSE
	103930-01-000	EA	EVAPORATOR/HEATER ASSEMBLY
	094831-01-724	EA	O-RING - #4
	103930-01-700	EA	ROD-AIR BLEND DOOR
	103930-01-701	EA	PANEL-DOOR, FOR AIR BLEND
	103930-01-702	EA	GASKET-DOOR, FOR AIR BLEND
	103930-01-703	EA	COIL-HEATER
	103930-01-704	EA	COIL EVAPORATOR
	103930-01-705	EA	VALVE-EXPANSION BLOCK
	103930-01-706	EA	GASKET-O-RING, #8
	103930-01-707	EA	GASKET-O-RING, #10
	103930-01-708	EA	BRACKET-VACUUM MOTOR
	103930-02-708	EA	MOTOR-VACUUM SERVO, A/C
	103930-01-710	EA	RESISTOR-FUSED
	103930-01-711	EA	THERMOSTAT
	103930-01-712	EA	GASKET-O-RING
	103930-01-713	EA	FITTING-QUICK CONNECT, #4
	103930-01-714	EA	FITTING-SERVICE VALVE, #10
	103930-01-715	EA	SWITCH-BINARY
	103930-01-716	EA	SWITCH-PRESSURE, FAN
	103930-01-717	EA	WHEEL-CLOCK-WISE
	103930-01-718	EA	HOSE #6
	103930-01-719	EA	HOSE-#10
	103930-01-720	EA	MOTOR
	103930-01-721	EA	GASKET O-RING #12
	103930-03-000	EA	CONTROL-PLENUM
	094831-01-731	EA	ADAPTERS-2" HOSE
	094831-01-732	EA	CLAMPS-ROD, 3/16"
	094831-01-733	EA	CLIP-UNIT CABLE
	103930-02-700	EA	PANEL-CONTROL
	103930-02-701	EA	VALVE-CONTROL HEAD
	103930-02-703	EA	HARNES-WIRE CONTROL
	103930-02-704	EA	HARNES-VACUUM CONTROL
	103930-02-705	EA	CABLE-CONTROL, BOWDEN SHEATH LENGTH IS 84 1/4" - CABLE LENGTH IS 89" LONG
	103930-02-706	EA	CLIP-CABLE, CONTROL
	103930-02-707	EA	RELAY
	103930-02-708	EA	MOTOR-VACUUM SERVO, A/C
	103930-02-709	EA	MOTOR-VACUUM SERVO, DEFROSTER
	103930-02-710	EA	CANISTER-VACUUM
	103930-02-711	EA	VALVE-WATER
	103930-03-700	EA	DECAL WINN
	024990-01-000	EA	OUTLET-HEATER/DEFROSTER, W/SWIVEL - 2" - PLASTIC - TAN
	094831-08-000	EA	WIRE ASSEMBLY-AC COMPRESSOR ADAPTER
	098227-02-701	EA	BRACKET-BOWDEN CABLE MOUNTING
	103930-05-000	EA	MANUAL-OWNERS, HEATER-A/C

HEATING & AIR CONDITIONING GROUP (CONTINUED)
19,000 BTU FURNACE

KEY	PART NUMBER	U/M	DESCRIPTION
	075697-04-000	EA	FURNACE-FORCED AIR (19,000 BTU)
	069634-01-706	EA	MODULE BOARD
	069634-01-709	EA	ELBOW - 90 DEGREE BLACK IRON
	069634-01-716	EA	VALVE-MANUAL SHUTOFF
	069634-01-729	EA	VALVE-GAS, JOHNSON
	069634-01-732	EA	GASKET-BURNER ACCESS DOOR
	074035-01-706	EA	WHEEL, COMBUSTION AIR
	074035-01-709	EA	ORFICE
	074466-01-702	EA	RELAY-TIME DELAY
	075696-02-703	EA	COLLAR-DUCT
	075696-02-721	EA	GASKET-GAS INLET PIPE
	075696-02-736	EA	INTAKE TUBE ASM
	075697-01-701	EA	VENT CAP & EXHAUST ASM 20SE
	075697-01-704	EA	CABINET, FRONT
	092300-01-704	EA	GASKET-ELECTRODE
	093365-01-000	EA	THERMOSTAT-WALL, FURNACE
	009198-01-000	FT	DUCT-HEAT, FLEXIBLE - 4" ID X 25 FT
	009200-01-000	EA	TAPE-FURNACE, 1 1/2"
	023146-01-000	EA	CLAMP-SCREW TYPE - 4"
	075697-04-700	EA	SWITCH LIMIT
	075697-04-701	EA	MOTOR
	075697-04-702	EA	IMPELLER, ROOM AIR
	075697-04-703	EA	ELECTRODE
	075697-04-704	EA	DOOR, BURNER ASSESS

34,000 BTU FURNACE

KEY	PART NUMBER	U/M	DESCRIPTION
	092300-06-000	EA	FURNACE - 34,000 BTU
	069634-01-706	EA	MODULE BOARD
	069634-01-712	EA	GASKET-MANIFOLD
	069634-01-716	EA	VALVE-MANUAL SHUTOFF
	069634-01-720	EA	ORIFICE-MAIN BURNER
	069634-01-729	EA	VALVE-GAS, JOHNSON
	069634-01-732	EA	GASKET-BURNER ACCESS DOOR
	069634-01-733	EA	RELAY, TIME DELAY 20 & 30 BTU
	075695-01-709	EA	MICRO SWITCH (FOR MODELS 30 & 34S)
	075696-01-700	EA	MOTOR ASSEMBLY
	075696-02-709	EA	DISC-GLASS
	075696-02-727	EA	BRACKET-MOTOR MOUNT
	075696-02-728	EA	GASKET-CROSSOVER TUBE
	092300-01-700	EA	CABINET
	092300-01-701	EA	CABINET FRONT
	092300-01-704	EA	GASKET-ELECTRODE
	092300-01-705	EA	ELECTRODE
	092300-01-706	EA	DOOR-BURNER ACCESS
	092300-01-708	EA	SWITCH LIMIT
	092300-01-711	EA	VENT CAP ASSEMBLY
	092300-01-712	EA	BURNER ASM
	092300-01-715	EA	MANIFOLD ASSEMBLY
	092300-01-717	EA	WIRE ASSEMBLY (POWER SUPPLY)
	092300-01-718	EA	ELBOW 90'
	092300-01-720	EA	WHEEL-ROOM AIR
	092300-01-721	EA	BLOWER HOUSING ASSEMBLY
	092300-01-724	EA	GASKET-MOTOR MOUNT
	092300-01-726	EA	WHEEL-COMB AIR
	092300-01-727	EA	GASKET-COMBUSTION AIR HOUSING
	092300-01-728	EA	HOUSING, COMB AIR (OUTSIDE)
	092300-02-700	EA	COM. CHAMBER ASM. 30 & 34 BW
	092300-03-702	EA	HOUSING, COMB AIR ASM NT-34BW
	093365-01-000	EA	THERMOSTAT-WALL, FURNACE
	098668-01-712	EA	BOARD-MODULE

SUBURBAN NT-20S
SUBURBAN 231427
SUBURBAN 170082
SUBURBAN 160740
SUBURBAN 160832
SUBURBAN 070398
SUBURBAN 350082
SUBURBAN 180231
SUBURBAN 230625
SUBURBAN 050715
SUBURBAN 070432
SUBURBAN 050906
SUBURBAN 260098
SUBURBAN 230933
SUBURBAN 070163
SUBURBAN 0160902

**1993 ELANTE'
TABLE OF CONTENTS**

INTRODUCTION	A-01 -	A-02
ABBREVIATIONS		A-03
ALPHABETICAL INDEX	A-04 -	A-06
WCP37RQ	A-07 -	F-20
WCP33RQ	F-21 -	L-04

1993 WCP37RQ INDEX

FLOOR PLAN	A-07 -	A-08
ACCESSORIES		A-09
AUDIO/VIDEO	A-10 -	A-12
BATH	A-13 -	A-16
BEDROOM	A-17 -	A-20
CHASSIS	A-21 -	B-18
CURTAIN & CUSHION	B-19 -	C-06
DINETTE	C-07 -	C-10
DRIVERS COMPARTMENT	C-11 -	C-20
ELECTRICAL	C-21 -	D-02
EXTERIOR BODY	D-03 -	D-10
GALLEY	D-11 -	D-17
GENERATOR		D-18
HEATING & A/C	D-19 -	D-22
INTERIOR FINISH	D-23 -	E-02
LABELS	E-03 -	E-10
LP		E-11
LOUNGE	E-12 -	E-13
SEALANTS & FASTENERS	E-14 -	E-18
WATER & SEWAGE	E-19 -	E-24
WINDOW, VENT AND		
EXTERIOR DOOR	F-01 -	F-18
WINDSHIELD/WIPER	F-19 -	F-20

HEATING & AIR CONDITIONING GROUP (CONTINUED)
REAR HEATER & FURNACE COMPONENTS

HEATING & AIR CONDITIONING GROUP (CONTINUED)
CENTRAL AIR CONDITIONING & COMPONENTS

**1993 ELANTE'
 TABLE OF CONTENTS**

INTRODUCTION	A-01 -	A-02
ABBREVIATIONS		A-03
ALPHABETICAL INDEX	A-04 -	A-06
WCP37RQ	A-07 -	F-20
WCP33RQ	F-21 -	L-04

1993 WCP37RQ INDEX

FLOOR PLAN	A-07 -	A-08
ACCESSORIES		A-09
AUDIO/VIDEO	A-10 -	A-12
BATH	A-13 -	A-16
BEDROOM	A-17 -	A-20
CHASSIS	A-21 -	B-18
CURTAIN & CUSHION	B-19 -	C-06
DINETTE	C-07 -	C-10
DRIVERS COMPARTMENT	C-11 -	C-20
ELECTRICAL	C-21 -	D-02
EXTERIOR BODY	D-03 -	D-10
GALLEY	D-11 -	D-17
GENERATOR		D-18
HEATING & A/C	D-19 -	D-22
INTERIOR FINISH	D-23 -	E-02
LABELS	E-03 -	E-10
LP		E-11
LOUNGE	E-12 -	E-13
SEALANTS & FASTENERS	E-14 -	E-18
WATER & SEWAGE	E-19 -	E-24
WINDOW, VENT AND		
EXTERIOR DOOR	F-01 -	F-18
WINDSHIELDWIPER	F-19 -	F-20

KEY	PART NUMBER	U/M	DESCRIPTION
	084405-01-050	EA	HEATER ASM-REAR, DUCTED - W/MOTOR AID - EVANS
	084405-01-700	EA	HEATER CORE
	084405-01-701	EA	FAN BLADES
	084405-01-702	EA	MOTOR ASM - 12 V
	010227-01-000	EA	TEE-PLAS, BARB 5/8" OR 3/4" HOSE
	088753-01-000	FT	TUBE-ALUMINIZED STEEL, 5/8" - 18 GAUGE
	023146-01-000	EA	CLAMP-SCREW TYPE - 4"
	075697-02-000	EA	VENT CAP ASM
	056464-05-000	EA	REGISTER-PLASTIC W/O DAMPER - 4" DIAMETER - GOLDEN
	069636-02-000	EA	CONNECTOR-DUCT, 4" ID
	009198-01-000	FT	DUCT-HEAT, FLEXIBLE - 4" ID X 25 FT
	062401-11-000	EA	CLAMP-HOSE, WORMGEAR 3.56" - 4.5"
	069636-02-000	EA	CONNECTOR-DUCT, 4" ID
	061673-01-000	EA	BRACKET-MOTOR AID TUBES, 4" X 1.5" - STEEL
			FROM: 10-26-92 THRU: 99-99-99
	092300-05-000	EA	GASKET-FIBERGLASS, FURNACE - 12.5" X 5"
	092300-10-000	EA	FACE-FRONT, FURNACE
	092300-11-000	EA	VENT KIT-FURNACE, W/EXTENSIONS - SUBURBAN
	093614-01-01A	EA	GRILLE-RETURN AIR, FURNACE - 15.6" X 7.6" - BROWN
	009200-01-000	EA	TAPE-FURNACE, 1 1/2"
	079059-01-000	EA	HOSE - 90 DEGREE, 5/8" ID X 4" X 36"
	093614-01-01A	EA	GRILLE-RETURN AIR, FURNACE - 15.6" X 7.6" - BROWN
	056464-06-000	EA	REGISTER-HEAT/A/C, ROUND W/O DAMPER - 4" - PLAS - O/WHITE
	056464-04-000	EA	REGISTER-HEAT, 4" DIAMETER - W/DAMPER - PLASTIC - SAND

KEY	PART NUMBER	U/M	DESCRIPTION
	105620-01-000	EA	A/C-CENTRAL, PACKAGE UNIT
	105620-01-700	EA	COIL-CONDENSER, RIGHT
	105620-01-701	EA	COIL-EVAPORATOR, RIGHT
	105620-01-702	EA	PAN-DRAIN, RIGHT
	105620-01-703	EA	VALVE-DRAIN, RIGHT & LEFT
	105620-01-704	EA	COMPRESSOR, RIGHT & LEFT
	105620-01-705	EA	PROTECTOR-OVERLOAD, RIGHT & LEFT
	105620-01-706	EA	FOOT PKG-COMPRESSOR, 3 PER PKG
	105620-01-707	EA	LINE ASM-SUCTION, #2 - RIGHT
	105620-01-708	EA	LINE-DISCHARGE, #2 - RIGHT
	105620-01-709	EA	LINE ASM-SUCTION, #1 - RIGHT
	105620-01-712	EA	CAP TUBE ASM-DISTRIBUTOR, RIGHT & LEFT
	105620-01-713	EA	WHEEL-BLOWER, O.D.
	105620-01-714	EA	VENTURI-BLOWER, O.D.
	105620-01-715	EA	MOUNT-BLOWER, O.D.
	105620-01-716	EA	PKG-SLEEVE & GRCMET, 4 PER PKG
	105620-01-717	EA	MOTOR-BLOWER, O.D.
	105620-01-718	EA	CAPACITOR-BLOWER, O.D. - 12.5
	105620-01-719	EA	BOOT-CAPACITOR, RUBBER
	105620-01-720	EA	HOUSING-BLOWER, I.D.
	105620-01-721	EA	WHEEL-BLOWER, I.D.
	105620-01-722	EA	VENTURI-BLOWER, I.D.
	105620-01-723	EA	MOUNT-MOTOR, BLOWER I.D.
	105620-01-724	EA	MOTOR-BLOWER, I.D. REVERSIBLE
	093763-01-704	EA	CAPACITOR-FAN
	105620-01-726	EA	SWITCH-FREEZE
	105620-01-727	EA	RECEPTACLE ASM, W/CAP
	105620-01-728	EA	DELAY-TIME, COMPRESSOR
	105620-01-729	EA	RELAY-COMPRESSOR
	073742-02-704	EA	RUN CAPACITOR (COMPRESSOR)
	105620-01-731	EA	RELAY-CONTROL
	105620-01-732	EA	RELAY-BLOWER
	105620-01-733	EA	ISOLATOR-HIGH VOLTAGE
	105620-04-000	EA	WIRE ASSEMBLY-THERMOSTAT
	022756-02-000	EA	COVER-PROTECTIVE, 5.5" ENDS X 8.2" - PLASTIC - OFF WHITE
	084077-03-000	EA	COVER-BLANK, ROOF A/C - 5.2" X 3.5" - IVORY
	105462-01-000	EA	COVER-SHROUD, A/C - 47.6" X 10.9" X 16.2" - STEEL
	105401-01-01A	EA	SHROUD-A/C RETURN AIR, 16.6" X 11.1" - PLASTIC - BUFF
	105400-01-01A	EA	SHROUD-A/C, INNER - 19.2" X 20.7" X 15" - PLASTIC - OFF WHITE
	105621-01-C17	EA	SHROUD-A/C, ROOF - REAR - 111.1" X 19.3" - FIBERGLASS
	105406-01-01A	EA	SHROUD-A/C, ROOF - REAR - 111.1" X 19.3" - FIBERGLASS
	105622-01-C17	EA	SHROUD-A/C, ROOF - FRONT - 166.7" X 19.3" - FIBERGLASS
	105407-01-01A	EA	SHROUD-A/C, ROOF - FRONT - 164.1" X 19.3" - FIBERGLASS
	105283-01-000	EA	FILTER-RETURN AIR, A/C - 15" X 24" - FOAM FILTER
	105620-03-000	EA	THERMOSTAT-A/C AND FURNACE
	101744-03-000	EA	DUCT ASM-SIDE

COLEMAN 6795-822
COLEMAN 1452-140
COLEMAN 1452-141
COLEMAN 6795-125
COLEMAN 6795-300
COLEMAN 1450-2009
COLEMAN 6759-3791
COLEMAN 6759-3081
COLEMAN 6795-505
COLEMAN 6795-133
COLEMAN 6795-506
COLEMAN 6795-514
COLEMAN 1472-101
COLEMAN 6795-150
COLEMAN 6795-301
COLEMAN 6795-3031
COLEMAN 1468-302
COLEMAN 1499-4631
COLEMAN 1499-950
COLEMAN 6795-518
COLEMAN 1472-100
COLEMAN 6795-151
COLEMAN 6795-302
COLEMAN 1468-312
COLEMAN 1499-3461
COLEMAN 6795A330
COLEMAN 6795-324
COLEMAN 1460-300
COLEMAN 1460-1-1
COLEMAN 14994661
COLEMAN 6799-246
COLEMAN 6799-3491
COLEMAN 6795-117
COLEMAN 6795-435
COLEMAN 6795-665

INTERIOR FINISH GROUP
MOLDINGS & TRIM

KEY	PART NUMBER	U/M	DESCRIPTION
	085284-66-000	FT	BATT STRIP-WOODGRAIN, ADHESIVE BACKED - FOREST OAK
	088263-88-000	EA	BATT-STRIP, ANTIQUE MOIRE (D21)
	088263-89-000	EA	BATT-STRIP, CLASS ACT GLOW (D22)
	088263-90-000	EA	BATT-STRIP, L ASHLEY SAPPHIRE
	088263-91-000	EA	BATT-STRIP L ASHLEY TAUPE (D23,D44,D45)
	069733-79-000	EA	BATT STRIP-WOODGRAIN, 8' - FOREST OAK (D22)
	086229-04-000	EA	BATTEN-CEILING, 1" WIDE - IVORY - 7.6'
	086229-01-000	EA	RETAINER-BATTEN, CEILING - .75" WIDE - 7.6'
	009778-11-000	FT	U CHANNEL-PLASTIC, 1" WIDE X 8' INCREMENTS - IVORY
	070504-01-000	FT	U-CHANNEL-PLASTIC, .065" WIDE - LIGHT BROWN - INCREMENTS OF 8'
	070504-20-000	FT	U-CHANNEL-PLASTIC, .815" WIDE - THOR PECAN - INCREMENTS OF 8'
	070504-24-000	FT	EXTRUSION-U CHANNEL, .875" - THOR PECAN
	009767-12-000	FT	MOLDING-SIDEWALL TO CEILING/CABINET - WELTING - OFF WHITE
	009812-25-000	EA	MOLDING-CORNER, OUTSIDE - .5" - PLASTIC - PECAN
	022992-11-000	FT	MOLDING-REVERSE COVE, T-SHAPED - VINYL - IVORY
	042357-17-000	EA	MOLDING-CORNER, RADIUS - 1.5" X 7' - PLASTIC - WOODGRAIN
	077840-01-W30	EA	MOLDING-WALL CAP, 1.4" X 8' LONG - L-SHAPED WOOD
	077840-01-D44	EA	MOLDING-CAP, WALL 24.38
	077840-14-W24	EA	MOLDING-WALL CAP, 1.4" X 80" - L-SHAPED WOOD
	083620-07-000	FT	MOLDING-T, END CAP EDGE - W/EDGE LIPS - .75" - THOR PECAN
	093681-14-AC1	EA	MOLDING-TRIM, FLOOR - 2" X 74" - WOOD - REGAL OAK
	100659-01-B05	EA	MOLDING-TRIM, VINYL FLOOR
	105709-01-000	FT	T-MOLDING - 1", MODERN IVORY
	109736-01-01A	FT	T-MOLDING, 1.00" BRASS/BLACK
	080176-04-000	EA	CAP-TOP, RADIUS CORNER MOLDING - PLASTIC - BROWN
	081521-02-007	EA	MOUNT-METAL MOLDING, FOR RADIUS CORNER MOLDING - 12.5'
	081521-02-007	EA	MOUNT-METAL MOLDING, FOR RADIUS CORNER MOLDING - 12.5'
	085746-01-000	FT	TRIM-J, CARPET - 1.2" X .5" ANGLE - 10' LONG - PVC - BEIGE
	085746-04-000	FT	TRIM-J, CARPET - 1.2" X .5" ANGLE - 10' LONG - OFF WHITE
	099571-01-01A	EA	TRIM-COVE, INTERIOR - 2.9" X 12' - PLASTIC - OFF WHITE
			W/2 LIPS FOR MOUNTING BETWEEN CEILING & SIDEWALLS
	100182-10-B07	EA	TRIM-CHAIR RAIL, WALL - 2.5" X 8' - WOOD
	072368-02-000	EA	TRIM-VINYL, EDGE - BLACK - GM 14004305
	102239-01-01A	EA	COVER-SPLICE, COVE TRIM - 1.5" X 3" - PLASTIC - OFF WHITE
	092330-D2-438	EA	LUMBER-VINYL WRAPPED, .7" X 1.5" X 9' - WOODGRAIN
	092330-03-000	EA	LUMBER-VINYL WRAPPED, 2" X 96" - WOODGRAIN

MISCELLANEOUS

KEY	PART NUMBER	U/M	DESCRIPTION
	072852-01-000	EA	DETECTOR-SMOKE, W/9 VOLT BATTERY
	078260-02-000	EA	POUCH-WRENCH, 11" X 11" - VINYL - BLACK
	094499-01-000	EA	EXTINGUISHER-FIRE, DRY W/MOUNTING BRACKET - 10 BC
	094499-01-700	EA	BRACKET-MOUNTING, W/PLASTIC STRAP - FIRE EXTINGUISHER
	094499-02-000	EA	EXTINGUISHER-FIRE, DRY - 1A10BC - CANADIAN
	100793-02-01A	EA	CLOCK-WALL, ROUND - 11"
	101333-01-000	EA	BACKPLATE-CLOCK, 6" X 6" - PLASTIC - BLACK
	102569-01-000	EA	MAT-ANTI SLIP, STEPWELL - LOWER - 6.3" X 5.9"
	102570-01-000	EA	MAT-ANTI SLIP, STEPWELL - UPPER - PASSENGER - 6.9" X 18.8"
	102570-02-000	EA	MAT-ANTI SLIP, STEPWELL - UPPER - DRIVER - 6.9" X 18.8"
	091261-01-000	FT	SLIPNOT-ANTISLIP, 1' WIDE (100' ROLL)

FROM: 08-19-92 THRU: 99-99-99

INTERIOR FINISH GROUP (CONTINUED)
PANELING, LAMINATE & COUNTERTOP

KEY	PART NUMBER	U/M	DESCRIPTION
	076773-08-000	SF	PANELING - 554 FOREST OAK 2 SIDE - 3MM X 48 X 96
	079666-02-000	SF	PANELING-CLOSET, SOLID CEDAR - 4' X 8' - INCREMENTS OF 32 SF
	074497-20-000	SF	PANELING-WOODGRAIN, 4' X 8' - INCREMENTS OF 32 SF
	088272-A9-070	SF	PANELING-ANTIQU MOIRE-PARCH (D21)
	088272-B1-000	SF	PANELING-CLASS ACT GLOW (D22)
	088272-B2-000	SF	PANELING-ASHLEY SAPPHIRE
	088272-B3-000	SF	PANELING-ASHLEY TAUPE (D23,D44,D45)
	088272-90-000	SF	PANELING-SHOWER, OFF WHITE - 4' X 7' - INCREMENTS OF 28 SQ FT
	095688-01-000	SF	VENEER-FLAT LUANA 48 X 96
	106069-01-C00	SF	TAMBOUR-BRASSTONE, 4' X 8' - ALUMINIUM COVERED HARDBOARD
	074498-46-000	SF	LAMINATE-PLASTIC, 5' X 8' - INCREMENTS OF 40 SF
	074498-50-000	SF	LAMINATE-PLASTIC, ALPINE ESSE
	074498-51-000	SF	LAMINATE-PLASTIC, BRECCIA
	083618-02-000	SF	PLYWOOD-OAK, 1 SIDE FINISHED - 3/16" X 4' X 8' INCREMENTS OF 32 SF
	089297-01-000	SF	PLYWOOD-LUAN, OVERLAY GRADE - 4' X 8' - INC OF 32 SF
	098531-01-000	SF	PLYWOOD-RED OAK, 1/2" BOOK MATCH/TIED OAK
	108358-01-000	SF	PLYWOOD-LUAN GRADE BB LFE 2.7MM X 48 X 96
			FROM: 07-27-92 THRU: 99-99-99
	085217-07-002	SF	AVONITE-ALMOND C11-2150-F
	089351-03-000	YD	VINYL-CEILING, DIAMOND DESIGN - 54" WIDE
	093743-03-01A	SF	PLASTIC-ABS, 10.8" WIDE - OFF WHITE

CARPET & PAD

KEY	PART NUMBER	U/M	DESCRIPTION
	093486-01-000	SY	CARPET-COMPARTMENT, 54" WIDE - DARK GRAY
	096060-57-000	SY	CARPET - 12' ROLL, INC OF 4 SY - DAMSON PLUM (D21)
	096060-58-000	SY	CARPET - 12' ROLL, INC OF 4 SY - SPRING BREEZE (D22)
	096060-48-000	SY	CARPET - 12' ROLL, INC OF 4 SY - ASPEN BLUE (D23)
	096060-64-000	SY	CARPET - 12' ROLL, INC OF 4 SY - GRANOLA, ROYAL (D44,D45)
	075233-01-000	SY	PAD-CARPET, 3/8" X 6' ROLL
	047034-02-000	SF	PLASTIC-CARPET, 4' WIDE - CLEAR POLY
	065747-01-000	SF	INSULATION-MICROFOAM, .5"

FLOOR MATS

KEY	PART NUMBER	U/M	DESCRIPTION
	081072-01-000	EA	MAT-FLOOR, PASSENGER - W/WINNEBAGO LOGO
	081074-01-000	EA	MAT-FLOOR, DRIVER - W/WINNEBAGO LOGO
	081074-03-000	EA	MAT-FLOOR, DRIVER W/FORD LOGO - 24.6" X 28.4" - BROWN
	081075-01-000	EA	MAT-FLOOR, ENTRANCE DOOR - W/WINNEBAGO LOGO - 10.2" X 26"

1993 ELANTE'
TABLE OF CONTENTS

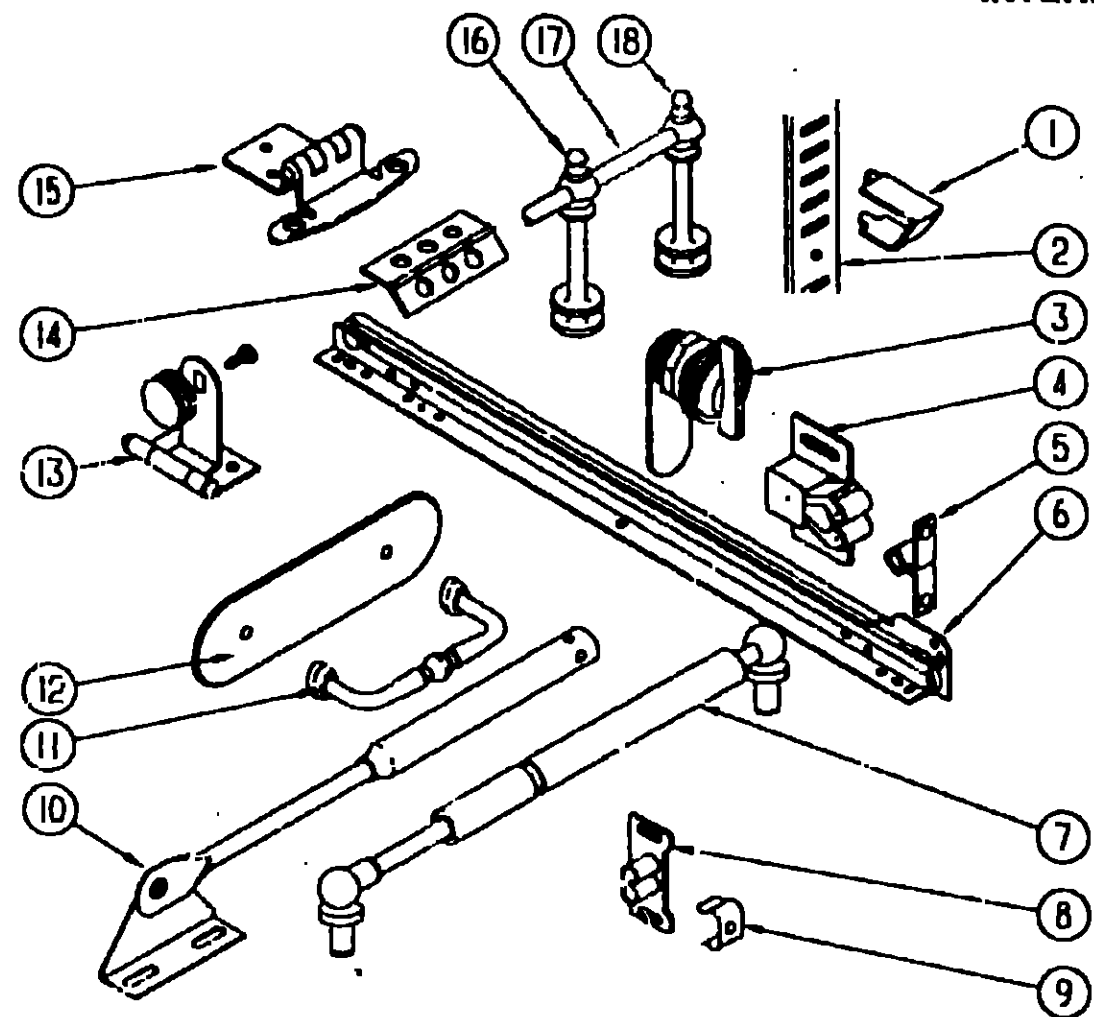
INTRODUCTION	A-01	A-02
ABBREVIATIONS		A-03
ALPHABETICAL INDEX	A-04	A-06
WCP37RQ	A-07	F-20
WCP33RQ	F-21	L-04

1993 WCP37RQ INDEX

FLOOR PLAN	A-07	A-08
ACCESSORIES		A-09
AUDIO/VIDEO	A-10	A-12
BATH	A-13	A-16
BEDROOM	A-17	A-20
CHASSIS	A-21	B-18
CURTAIN & CUSHION	B-19	C-06
DINETTE	C-07	C-10
DRIVERS COMPARTMENT	C-11	C-20
ELECTRICAL	C-21	D-02
EXTERIOR BODY	D-03	D-10
GALLEY	D-11	D-17
GENERATOR		D-18
HEATING & A/C	D-19	D-22
INTERIOR FINISH	D-23	E-02
LABELS	E-03	E-10
LP		E-11
LOUNGE	E-12	E-13
SEALANTS & FASTENERS	E-14	E-18
WATER & SEWAGE	E-19	E-24
WINDOW, VENT AND		
EXTERIOR DOOR	F-01	F-18
WINDSHIELD/WIPER	F-19	F-20

INTERIOR FINISH GROUP (CONTINUED)

CABINET HARDWARE



KEY	PART NUMBER	U/M DESCRIPTION
10	074493-02-000	EA SUPPORT-PISTON SPRING, CABINET DOOR
11	106164-01-000	EA PULL-CABINET, BRASS
12	081376-01-000	EA BACKPLATE-DOOR PULL, BRASS - .8" X 4.25"
13	100711-01-01A	EA HINGE-DOOR, GLASS
14	009059-01-C00	EA HINGE-DOOR, 2" X 1.4" - BRASS
		FROM: 01-04-93 THRU: 99-99-99
	101272-01-000	EA CATCH-DOOR, GLASS
	101766-01-000	EA PIN-SUPPORT, GLASS DOOR
15	059777-02-000	EA HINGE-CABINET DOOR, BURNISHED BRASS
15	084070-01-000	EA POST-CENTER, BRASS
17	084071-05-000	EA ROD-BRASS, 15" LONG
18	084070-02-000	EA POST-END, BRASS
	002766-01-001	EA ANGLE-EXTRUDED, 1" X 1.5" X 17" - ALUMINUM
	004354-01-000	EA BUMPER-RUBBER, .5" DIA - BROWN
	009063-01-000	EA HINGE-CONTINUOUS, 1 1/2" X 72" - UNPAINTED
	016604-01-000	EA BRACE-CABINET, ANGLE - 2.5" - METAL - UNPAINTED
	016604-03-000	EA BRACE-CABINET, ANGLE - 2.5" - METAL - BEIGE
	016604-05-000	EA BRACE-CABINET, L ANGLE - 2.5" - METAL - OFF WHITE
	023320-01-000	EA PAD-FELT, 3/8" DIAMETER - BROWN
	057205-09-000	EA SUPPORT-BUNK, REAR - 18" - MILL FINISH
	057460-02-000	EA STUD-BALL, GAS SPRING - 10MM - 5/16" - 18
	065740-01-000	EA BRACE-CABINET CORNER, PLASTIC
	077251-01-000	EA DRAWER-TILTOUT, 3.7" X 3.7" X 14.8" - PLASTIC - OFF WHITE
	077252-01-000	EA PIN-HINGE, 3/16 X 3.1" - SST
	083204-03-000	EA BUTTON-RETAINING, MIRROR - 5/16" TIP - WALNUT
	088199-02-Y12	EA HINGE-BED, TOP LIFT - METAL - BEIGE
	093276-01-000	EA BRACE-GAS PROP ROD, FLOOR MOUNT
	093622-01-000	EA TRACK-DOOR, TAMBOUR - PLASTIC - 8' LENGTHS
	093623-01-000	EA CORNER-TRACK, DOOR - TAMBOUR
	100414-01-000	EA SPRING-CATCH, 3/8" OD X 1.5" - EXTERIOR COMPARTMENTS
	103109-01-B16	EA ARM-CATCH, W/CAP - COMPARTMENT DRAWER - 8.5" - METAL RIGHT SIDE
	103109-02-B16	EA ARM-CATCH, W/CAP - COMPARTMENT DRAWER - 8.5" - METAL LEFT SIDE
	103192-01-000	EA LATCH-DRAW, WITHOUT STRIKE- 3 3/64" - CHROME PLATED
	103244-01-01A	EA CAPLUG-PLASTIC, .045" X .5" X 3/4" - RED
	105037-02-000	EA FASTENER-WOOD, CORNER - METAL - .5" X .6"
	107030-01-000	EA BACKSOCKET-ADJUSTABLE, LEFT TRANSFER FLOW
	107030-02-000	EA BACKSOCKET-ADJUSTABLE, RIGHT TRANSFER FLOW
	107391-01-000	EA GUIDE-BOTTOM, BY-PASS STANLEY 4053(PAIR)
		FROM: 01-06-92 THRU: 99-99-99
	108138-01-000	EA HINGE-DOOR, CABINET - BURNISHED BRASS
		FROM: 04-17-92 THRU: 99-99-99
	009021-01-000	EA CATCH-GRILL, NYLON
	009021-02-000	EA STRIKE-SPRING STEEL
	042541-04-000	EA LATCH-BRASS, W/O STRIKE - HASP TYPE - BRASS
	057460-04-000	EA SPRING-GAS
	074045-01-000	EA PLUG-OAK, 1/2" DIAMETER
	089024-01-000	EA SUPPORT-SPRING, TO FLOOR - 5.9" WIDE BASE X 7" HIGH - STEEL
	089025-01-000	EA SUPPORT-SPRING, TO BED - ANGLE 1.5" X 11.8" LONG - STEEL
	110632-01-D21	EA CATCH ASM-DRAWER
		FROM: 02-15-93 THRU: 99-99-99
	110832-02-D21	EA CATCH ASM-DRAWER
		FROM: 02-15-93 THRU: 99-99-99

1993 ELANTE' TABLE OF CONTENTS

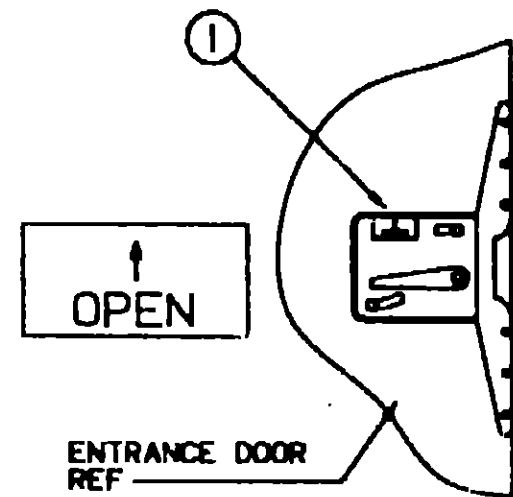
INTRODUCTION	A-01	A-02
ABBREVIATIONS		A-03
ALPHABETICAL INDEX	A-04	A-06
WCP37RQ	A-07	F-20
WCP53RQ	F-21	L-04

KEY	PART NUMBER	U/M DESCRIPTION
1	098979-01-000	EA CLIP-ADJUSTABLE SHELF
2	098980-05-000	EA PILASTER-ADJUSTABLE SHELF, 15" LONG
3	100710-01-01A	EA LOCK-GLASS DOOR, TWIST TYPE - BRASS
4	093586-03-000	EA CATCH-SPRING, ROLLER
5	093586-04-000	EA STRIKE-SPRING, STEEL
6	106913-05-000	EA SLIDE-DRAWER, CABINET - LEFT SIDE - 14"
6	106913-06-000	EA SLIDE-DRAWER, CABINET - RIGHT SIDE - 18"
	106913-07-000	EA SLIDE-DRAWER, DRAWER MOUNT - LEFT SIDE - 18"
	106913-08-000	EA SLIDE-DRAWER, DRAWER MOUNT - RIGHT SIDE - 18"
6	106913-09-000	EA SLIDE-DRAWER, CABINET - LEFT SIDE - 16"
6	106913-10-000	EA SLIDE-DRAWER, CABINET - RIGHT SIDE - 16"
	106913-11-000	EA SLIDE-DRAWER, DRAWER MOUNT - LEFT SIDE - 16"
	106913-12-000	EA SLIDE-DRAWER, DRAWER MOUNT - RIGHT SIDE - 16"
6	106913-01-000	EA SLIDE-DRAWER, CABINET - LEFT SIDE - 12"
6	106913-02-000	EA SLIDE-DRAWER, CABINET - RIGHT SIDE - 12"
	106913-03-000	EA SLIDE-DRAWER, 12" LEFT DRAWER TRANSFER FLOW
	106913-04-000	EA SLIDE-DRAWER, 12" RIGHT DRAWER TRANSFER FLOW
	106913-25-000	EA SLIDE-DRAWER, 20" LEFT CABINET TRANSFER FLOW
	106913-26-000	EA SLIDE-DRAWER, 20" RIGHT CABINET TRANSFER FLOW
	106913-27-000	EA SLIDE-DRAWER, 20" LEFT DRAWER TRANSFER FLOW
	106913-28-000	EA SLIDE-DRAWER, 20" RIGHT DRAWER TRANSFER FLOW
7	057460-04-000	EA SPRING-GAS
8	009021-01-000	EA CATCH-GRILL, NYLON
9	009021-02-000	EA STRIKE-SPRING, STEEL

1993 WCP37RQ INDEX

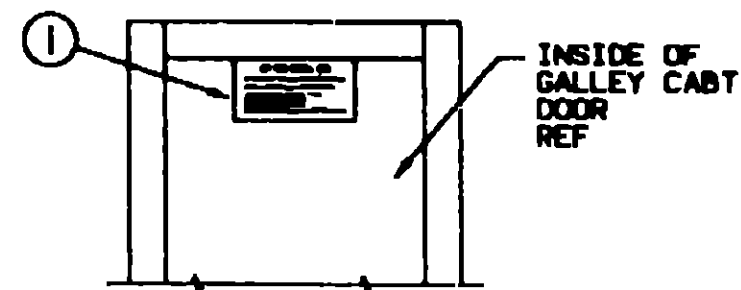
FLOOR PLAN	A-07	A-08
ACCESSORIES		A-09
AUDIO/VIDEO	A-10	A-12
BATH	A-13	A-16
BEDROOM	A-17	A-20
CHASSIS	A-21	B-18
CURTAIN & CUSHION	B-19	C-06
DINETTE	C-07	C-10
DRIVERS COMPARTMENT	C-11	C-20
ELECTRICAL	C-21	D-02
EXTERIOR BODY	D-03	D-10
GALLEY	D-11	D-17
GENERATOR		D-18
HEATING & A/C	D-19	D-22
INTERIOR FINISH	D-23	E-02
LABELS	E-03	E-10
LP		E-11
LOUNGE	E-12	E-13
SEALANTS & FASTENERS	E-14	E-18
WATER & SEWAGE	E-19	E-24
WINDOW, VENT AND EXTERIOR DOOR	F-01	F-18
WINDSHIELD/WIPER	F-19	F-20

LABELS GROUP



KEY	PART NUMBER	U/M DESCRIPTION
1	040944-0 000	EA LABEL-ENTRANCE DOOR, "OPEN"

LABELS GROUP (CONTINUED)



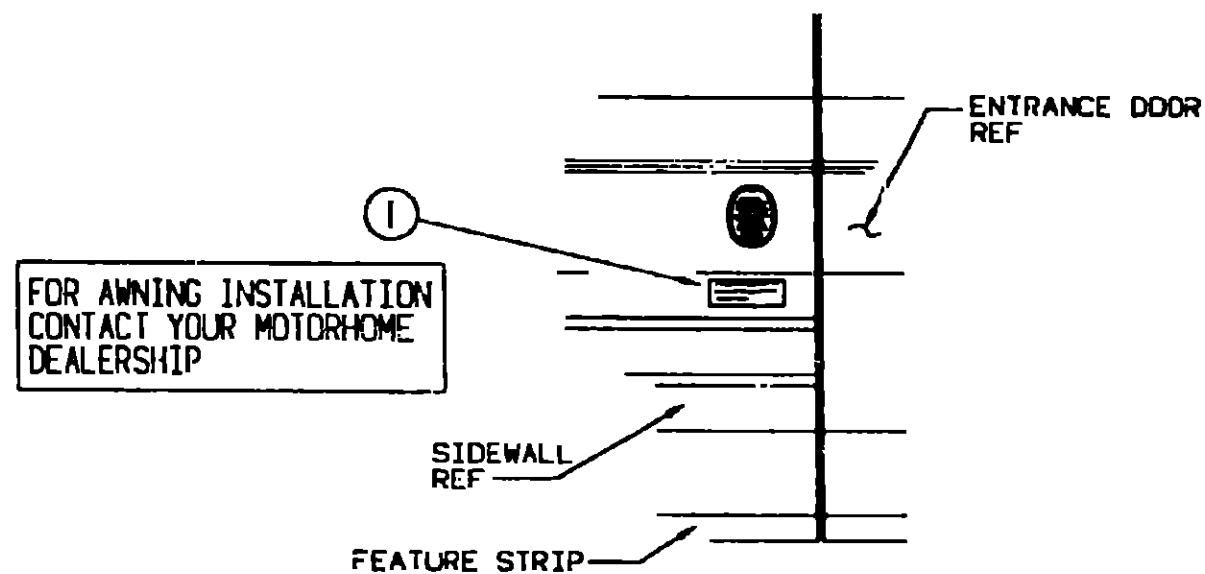
IF YOU SMELL GAS

1. EXTINGUISH ANY OPEN FLAME, PILOT LIGHTS AND ALL SMOKING MATERIALS.
2. SHUT OFF THE GAS SUPPLY AT THE TANK VALVE OR GAS SUPPLY CONNECTION.
3. OPEN DOORS AND OTHER VENTILATED OPENINGS.
4. DO NOT TOUCH ELECTRICAL SWITCHES.
5. LEAVE THE AREA UNTIL BEEN CLEARED.
6. HAVE THE GAS SYSTEM CHECKED AND LEAKAGE SOURCE CORRECTED BEFORE USING AGAIN.

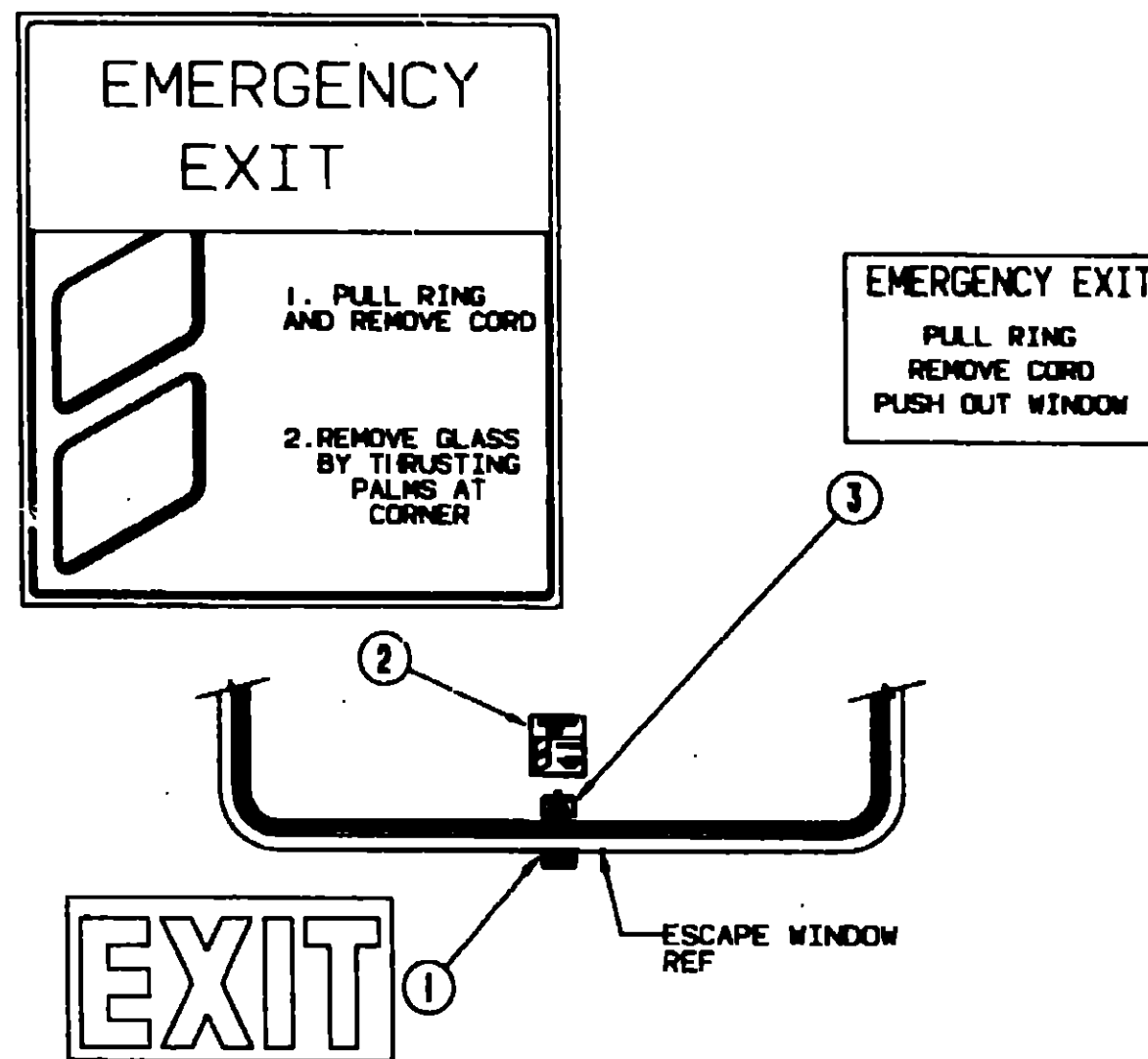
KEY	PART NUMBER	U/M DESCRIPTION
1	073998-01-000	EA LABEL-LPG ODOR WARNING

1993 ELANTE' TABLE OF CONTENTS

INTRODUCTION	A-01 - A-02
ABBREVIATIONS	A-03
ALPHABETICAL INDEX	A-04 - A-06
WCP37RQ	A-07 - F-20
WCP33RQ	F-21 - L-04



KEY	PART NUMBER	U/M DESCRIPTION
1	099509-01-000	EA LABEL-AWNING INSTALLATION

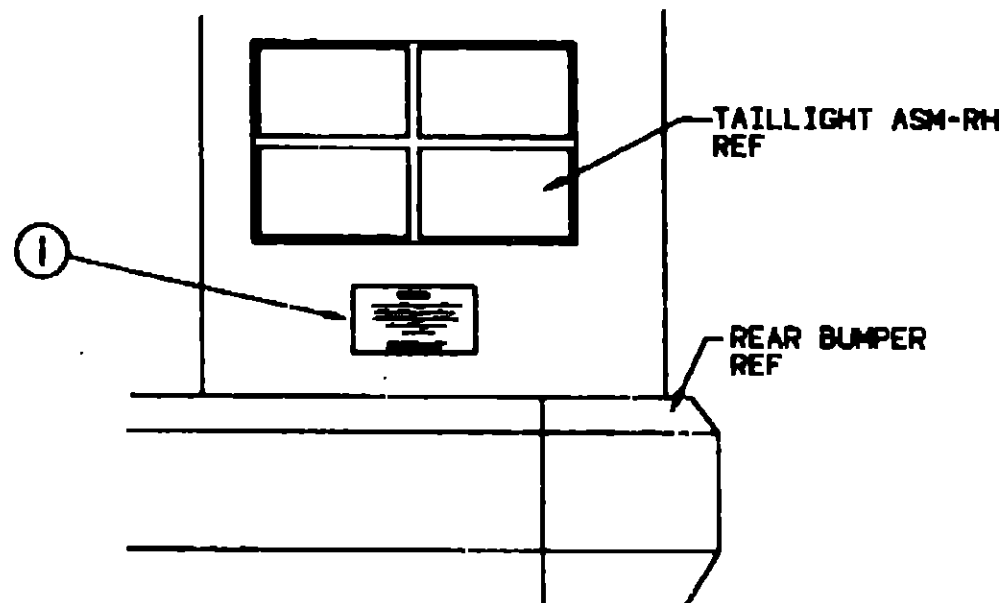


KEY	PART NUMBER	U/M DESCRIPTION
1	039290-01-000	EA LABEL-WARNING-EXIT
2	047731-01-000	EA LABEL-EMERGENCY EXIT - ESCAPE WINDOW
3	006199-01-000	EA LABEL-EXIT-ESCAPE WINDOW

1993 WCP37RQ INDEX

FLOOR PLAN	A-07 - A-08
ACCESSORIES	A-09
AUDIO/VIDEO	A-10 - A-12
BATH	A-13 - A-16
BEDROOM	A-17 - A-20
CHASSIS	A-21 - B-18
CURTAIN & CUSHION	B-19 - C-06
DINETTE	C-07 - C-10
DRIVERS COMPARTMENT	C-11 - C-20
ELECTRICAL	C-21 - D-02
EXTERIOR BODY	D-03 - D-10
GALLEY	D-11 - D-17
GENERATOR	D-18
HEATING & A/C	D-19 - D-22
INTERIOR FINISH	D-23 - E-02
LABELS	E-03 - E-10
LP	E-11
LOUNGE	E-12 - E-13
SEALANTS & FASTENERS	E-14 - E-18
WATER & SEWAGE	E-19 - E-24
WINDOW, VENT AND EXTERIOR DOOR	F-01 - F-18
WINDSHIELDWIPER	F-19 - F-20

LABELS GROUP (CONTINUED)

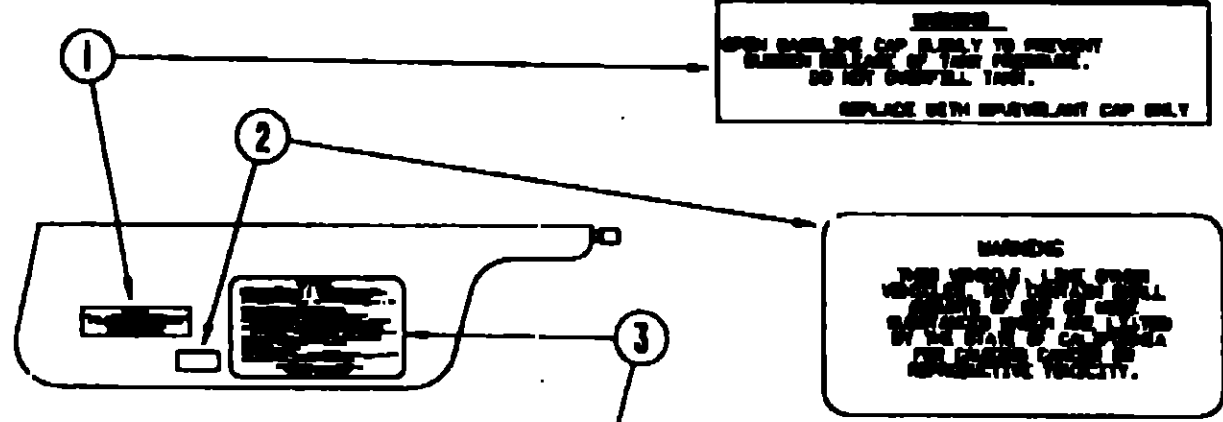


WARNING

DO NOT EXCEED THE VEHICLE WEIGHT RATINGS OR LOADING RECOMMENDATIONS (E.G., GROSS VEHICLE, GROSS AXLE, GROSS COMBINED) OF THE CHASSIS MANUFACTURER OR WINNEBAGO IND.

REFER TO YOUR OWNERS MANUAL, BEFORE LOADING OR TOWING.

LABELS GROUP (CONTINUED)



CAUTION

THIS MOTOR HOME HAS BEEN DESIGNED, MANUFACTURED AND TESTED WITH CARE FOR THE PROTECTION OF IT'S OCCUPANTS. WE REQUEST YOU PERFORM THE FOLLOWING INSPECTIONS FOR YOUR SAFETY AND THE SAFETY OF YOUR PASSENGERS BEFORE STARTING YOUR VEHICLE.

1. LP GAS SYSTEM- TURN OFF AT TANK FOR TRAVELING. TEST FOR LEAKS UPON ARRIVAL AT DESTINATION. BEFORE LIGHTING PILOTS.
2. WHEELS- INSPECT FOR DAMAGE AND CHECK TIRE PRESSURE.
3. TIRES- INSPECT FOR WEAR AND DAMAGE AND CHECK FOR RECOMMENDED AIR PRESSURE.
4. LIGHTING- TEST FOR PROPER OPERATION OF ALL INTERIOR AND EXTERIOR LIGHTS INCLUDING BATH LIGHTS, HEADLIGHTS, TAIL LIGHTS, BRAKE LIGHTS, CLEARANCE LIGHTS AND TURN SIGNALS.
5. EXITS- INSPECT RELEASE MECHANISM ON EMERGENCY EXIT VERSION. TEST BOTH LEVERS ON MAIN ENTRANCE DOOR FOR EASE OF OPERATION AND DISTRICT PASSENGERS HOW TO USE BOTH RELEASES OF EXIT.
6. SEAT BELTS- DIRECT PASSENGERS TO SECURELY WEAR SEAT BELTS AND REMIND USE OF SEAT BELTS.
7. APPLIANCES- TURN OFF AND LATCH OR LOCK DOORS WHERE PROVIDED.
8. LOOSE PARTS- STORE SECURELY.
9. UTILITY SUPPLY LINES- DISCONNECT ALL ELECTRIC, GASES AND WATER LINES AND SECURE PROPERLY.
10. ENTRANCE DOOR STOP- PLACE IN RETRACTED POSITION FOR TRAVELING.

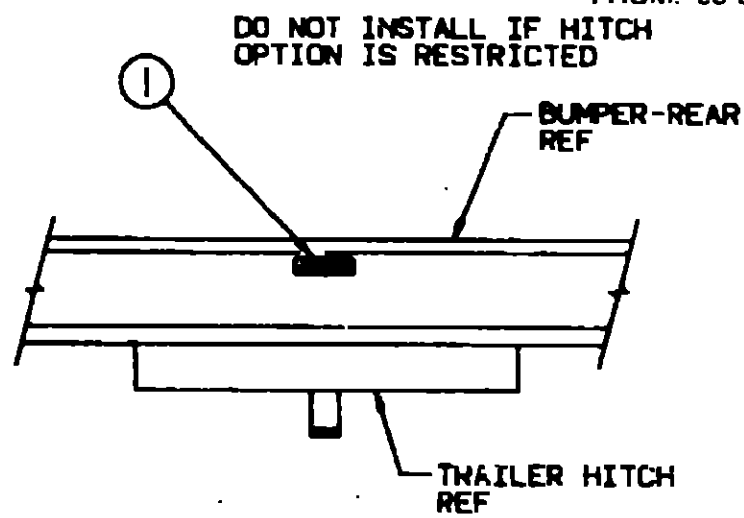
READ YOUR MOTOR HOME AND OWNER'S MANUAL FOR FURTHER PRECAUTIONS

1993 ELANTE' TABLE OF CONTENTS

INTRODUCTION	A-01 -	A-02
ABBREVIATIONS		A-03
ALPHABETICAL INDEX	A-04 -	A-06
WCP37RQ	A-07 -	F-20
WCP33RQ	F-21 -	L-04

KEY	PART NUMBER	U/M DESCRIPTION
1	075220-01-000	EA LABEL-WARNING, EXTERIOR LOAD

FROM: 00-00-00 THRU 08-31-92



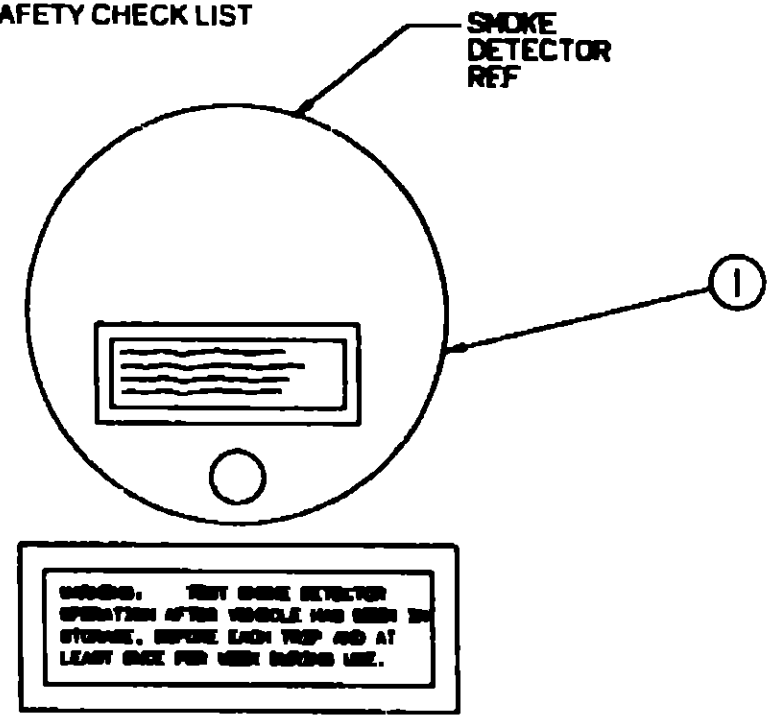
TOWING CAPACITY

TOWED VEHICLE 3500 LB. GROSS MAXIMUM
HITCH BALL 200 LB. MAXIMUM

KEY	PART NUMBER	U/M DESCRIPTION
1	075221-03-000	EA LABEL-TRAILER HITCH

FROM: 00-00-00 THRU: 03-07-93

KEY	PART NUMBER	U/M DESCRIPTION
1	057207-05-000	EA LABEL-FUEL CAP REMOVAL
2	099689-01-000	EA LABEL-WARNING, CANCER/TOXICITY
3	056259-01-000	EA LABEL-SAFETY CHECK LIST

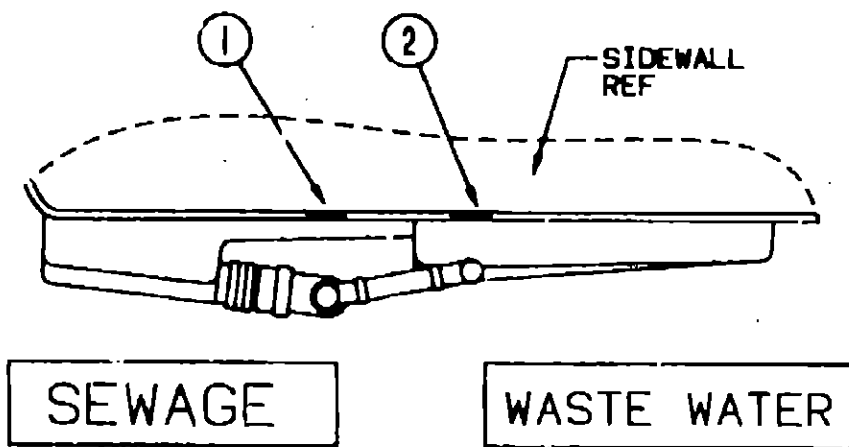


KEY	PART NUMBER	U/M DESCRIPTION
1	077956-01-000	EA LABEL-WARNING, SMOKE DETECTOR

1993 WCP37RQ INDEX

FLOOR PLAN	A-07 -	A-08
ACCESSORIES		A-09
AUDIO/VIDEO	A-10 -	A-12
BATH	A-13 -	A-16
BEDROOM	A-17 -	A-20
CHASSIS	A-21 -	B-18
CURTAIN & CUSHION	B-19 -	C-06
DINETTE	C-07 -	C-10
DRIVERS COMPARTMENT	C-11 -	C-20
ELECTRICAL	C-21 -	D-02
EXTERIOR BODY	D-03 -	D-10
GALLEY	D-11 -	D-17
GENERATOR		D-18
HEATING & A/C	D-19 -	D-22
INTERIOR FINISH	D-23 -	E-02
LABELS	E-03 -	E-10
LP		E-11
LOUNGE	E-12 -	E-13
SEALANTS & FASTENERS	E-14 -	E-18
WATER & SEWAGE	E-19 -	E-24
WINDOW, VENT AND		
EXTERIOR DOOR	F-01 -	F-18
WINDSHIELDWIPER	F-19 -	F-20

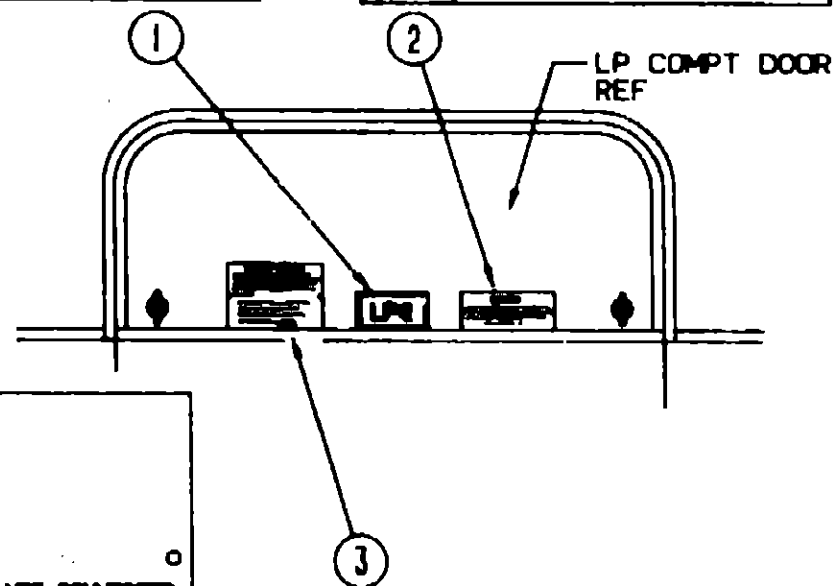
LABELS GROUP (CONTINUED)



KEY	PART NUMBER	U/M DESCRIPTION
1	006187-01-000	EA LABEL-SEWAGE
2	006188-01-000	EA LABEL-WASTE WATER



WARNING
ALL PILOT LIGHTS AND APPLIANCES SHALL BE TURNED OFF DURING REFUELING OF MOTOR FUEL TANKS AND/OR REMOVINGLY MOUNTED LP-GAS CONTAINERS.



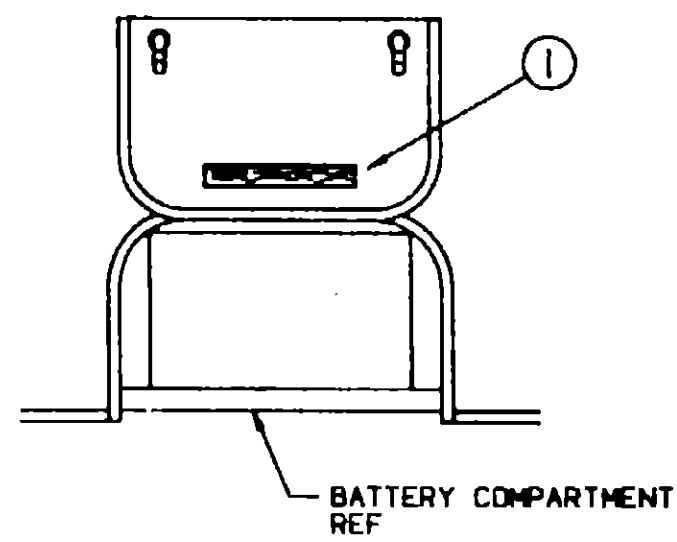
LP-GAS SYSTEM
THIS GAS PIPING SYSTEM IS DESIGNED FOR USE OF LIQUEFIED PETROLEUM GAS ONLY. DO NOT CONNECT NATURAL GAS TO THIS SYSTEM.

SECURELY CAP INLET(S) WHEN NOT CONNECTED FOR USE. AFTER TURNING ON GAS, EXCEPT AFTER NORMAL CONTAINER REPLACEMENT, TEST GAS PIPING AND CONNECTIONS TO APPLIANCE FOR LEAKAGE WITH SOAPY WATER OR BUBBLE SOLUTION. DO NOT USE PRODUCTS THAT CONTAIN AMMONIA OR CHLORINE.
P.N. 94831

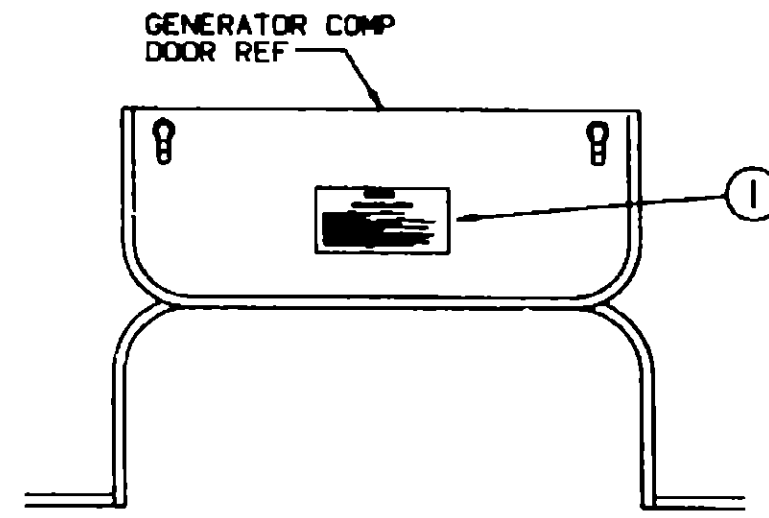
KEY	PART NUMBER	U/M DESCRIPTION
1	074559-01-000	EA DECAL-LOGO, LPG - RED - (CALIF CODE)
2	006040-01-000	EA TAG-GAS REFUELING WARNING
2	006040-02-000	EA TAG-GAS REFUEL WARNING, CANADIAN
3	054531-01-000	EA LABEL-LP GAS ONLY
3	023769-01-000	EA LABEL-WARNING, LPG - CANADIAN

LABELS GROUP (CONTINUED)

WARNING DISCONNECT BATTERIES BEFORE CONNECTING EXTERNAL CHARGING EQUIPMENT.



KEY	PART NUMBER	U/M DESCRIPTION
1	065748-01-000	EA LABEL-CAUTION, BATTERY CHARGING



WARNING
WHEN ADDING A GENERATOR SET:
HIGH VOLTAGE-USE EXTREME CAUTION WHEN WORKING ON ELECTRICAL COMPONENTS.
HAVE ALL ELECTRICAL INSTALLATION PERFORMED BY A QUALIFIED LICENSED ELECTRICIAN-FOLLOW ALL STATE AND LOCAL CODES.
ONLY INSTALL GENERATOR SET APPROVED FOR R.V. APPLICATION. HAVE INSTALLED BY QUALIFIED TECHNICIAN.
TO AVOID HEAT BUILD-UP AND TO GUARANTEE AN ADEQUATE AIR SUPPLY TO THE GENERATOR COMPARTMENT, FOLLOW INSTALLATION INSTRUCTIONS.
GENERATOR EXHAUST EXHAUST GASES ARE TOXIC AND MUST NOT TERMINATE UNDER THE VEHICLE-EXHAUST EXHAUST AWAY FROM VEHICLE.

KEY	PART NUMBER	U/M DESCRIPTION
1	077510-01-000	EA LABEL-GENERATOR PREP

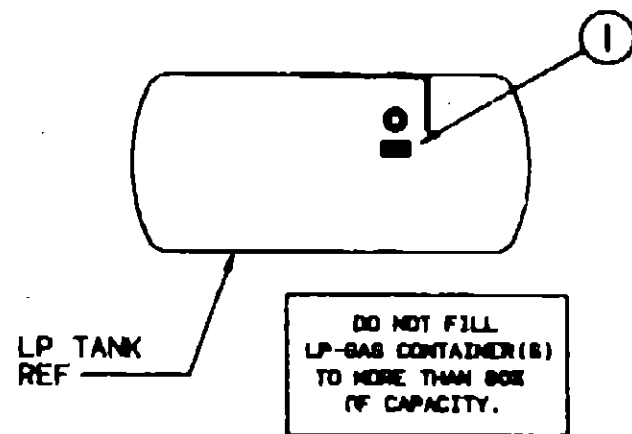
1993 ELANTE TABLE OF CONTENTS

INTRODUCTION	A-01 - A-02
ABBREVIATIONS	A-03
ALPHABETICAL INDEX	A-04 - A-06
WCP37RQ	A-07 - F-20
WCP33RQ	F-21 - L-04

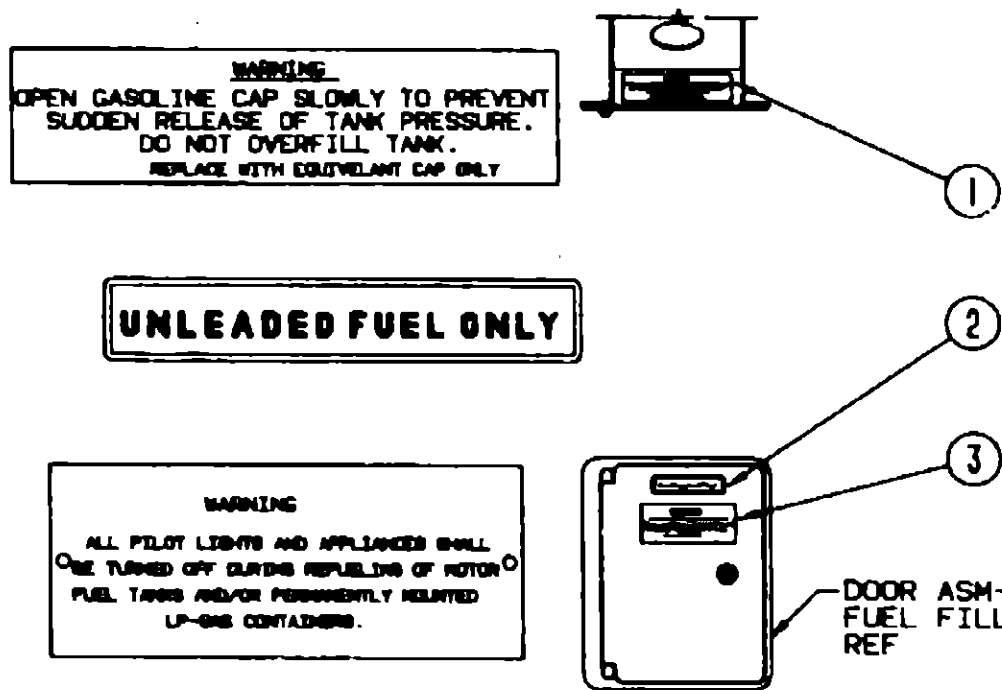
1993 WCP37RQ INDEX

FLOOR PLAN	A-07 - A-08
ACCESSORIES	A-09
AUDIO/VIDEO	A-10 - A-12
BATH	A-13 - A-16
BEDROOM	A-17 - A-20
CHASSIS	A-21 - B-18
CURTAIN & CUSHION	B-19 - C-06
DINETTE	C-07 - C-10
DRIVERS COMPARTMENT	C-11 - C-20
ELECTRICAL	C-21 - D-02
EXTERIOR BODY	D-03 - D-10
GALLEY	D-11 - D-17
GENERATOR	D-18
HEATING & A/C	D-19 - D-22
INTERIOR FINISH	D-23 - E-02
LABELS	E-03 - E-10
LP	E-11
LOUNGE	E-12 - E-13
SEALANTS & FASTENERS	E-14 - E-18
WATER & SEWAGE	E-19 - E-24
WINDOW, VENT AND EXTERIOR DOOR	F-01 - F-18
WINDSHIELD/WIPER	F-19 - F-20

LABELS GROUP (CONTINUED)



KEY	PART NUMBER	U/M DESCRIPTION
1	079965-01-000	EA LABEL-LPG 80 CAPACITY



KEY	PART NUMBER	U/M DESCRIPTION
1	087207-05-000	EA LABEL-FUEL CAP REMOVAL
2	062043-01-000	EA LABEL-FUEL, UNLEADED
3	006040-01-000	EA TAG-GAS REFUELING WARNING
3	006040-02-000	EA TAG-GAS REFUEL WARNING, CANADIAN

LABELS GROUP (CONTINUED)

LABELS & TAGS

KEY	PART NUMBER	U/M DESCRIPTION
	006031-01-000	EA LABEL-"POTABLE WATER ONLY"
	006062-01-000	EA TAG-ELECTRIC, 110V CONNECTION
	006062-04-000	EA LABEL-ELECTRIC, 120/240V SERVICE
	006064-01-000	EA LABEL-SEAT W/O SEATBELT NOT INTENDED FOR USE WHILE COACH IN MOTION
	006064-02-000	EA LABEL-SEAT W/O SEATBELT, CANADIAN
	050222-01-000	EA LABEL-STOVE VENT, CANADIAN
	050225-01-000	EA LABEL-WARNING, STOVE VENT - US
	061606-01-000	EA LABEL-OVERLAY, VEHICLE CERTIFICATION - ADHESIVE BACKED
	087236-01-000	EA LABEL-CABLE, INPUT
	087236-02-000	EA LABEL-TV OUTLET
	090312-01-000	EA LABEL-VAPOR RELIEF
	091224-02-000	EA LABEL-TRAILER LIGHTING
	092547-03-000	EA LABEL-"CIRCUIT BREAKER"
	093236-04-000	EA LABEL-CIRCUIT BREAKER
	095721-07-000	EA LABEL-CONTROL CENTER, (30 AMP) FROM: 00-00-00 THRU: 09-16-92
	095721-10-000	EA LABEL-CONTROL CENTER, (30 AMP) FROM: 09-17-92 THRU: 99-99-99
	095721-09-000	EA LABEL-CONTROL CENTER, (50 AMP)
	096506-01-000	EA LABEL-"COMPARTMENT NOT SEALED"
	098379-01-000	EA LABEL-FRONT BOX, CIRCUIT BREAKER
	098379-02-000	EA LABEL-FRONT BOX, FUSE PANEL
	098641-01-000	EA LABEL-FUEL, UNLEADED - DASH
	102267-01-000	EA LABEL-NO OCCUPANCY, IIS
	102550-01-000	EA LABEL-COMPARTMENT, CAPACITY
	103272-01-000	EA LABEL-TRAVEL CATCH
	104678-01-000	EA LABEL-CB PREP
	106140-01-000	EA LABEL-WARNING, KEEP OFF
	107571-01-000	EA LABEL-EXIT/ESCAPE WINDOW
	122051-01-000	EA LABEL-SWITCH, 50 AMP POWER
	111104-01-000	EA LABEL-HITCH FROM: 03-08-93 THRU: 99-99-99

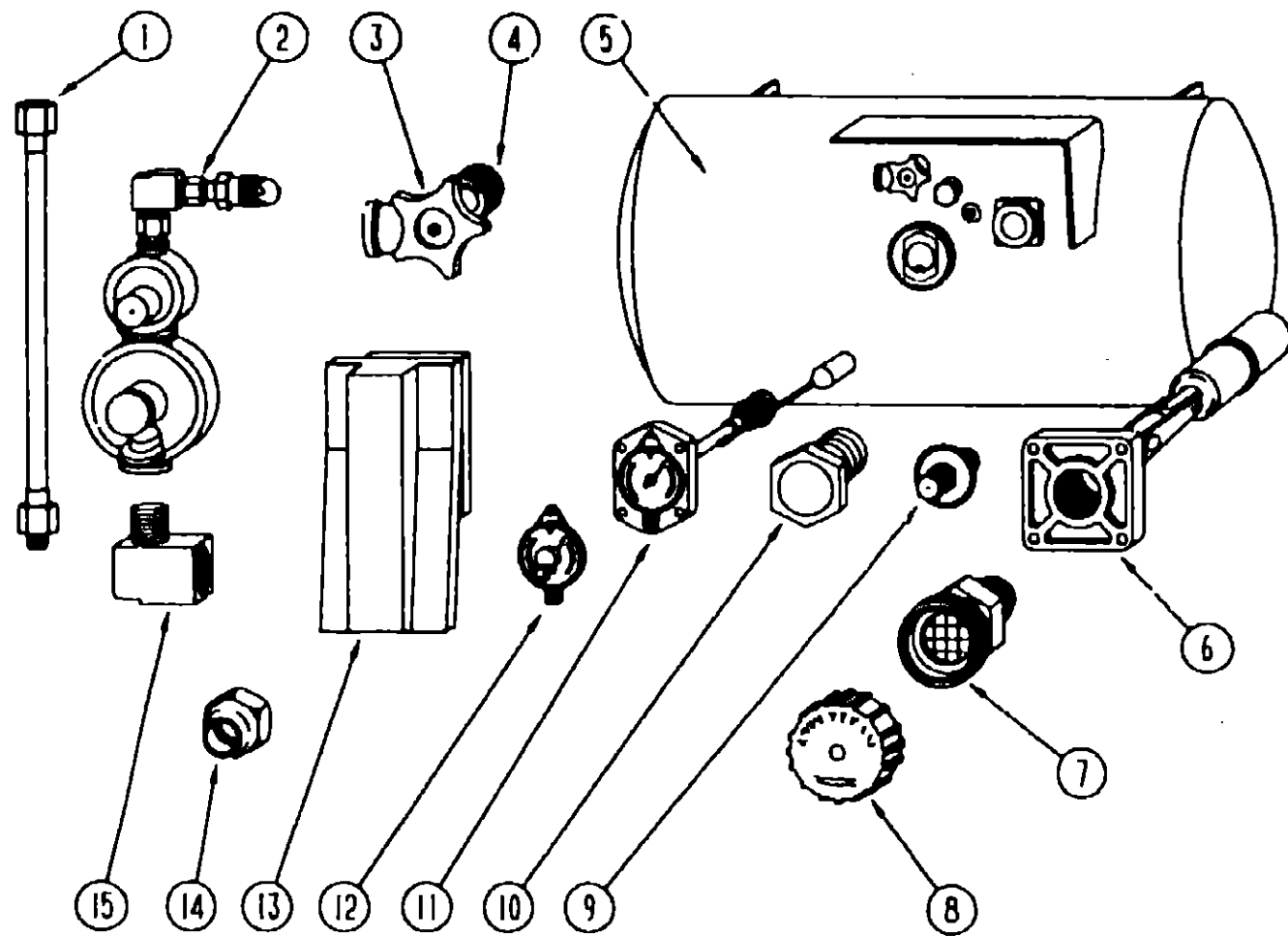
**1993 ELANTE'
TABLE OF CONTENTS**

INTRODUCTION	A-01 -	A-02
ABBREVIATIONS		A-03
ALPHABETICAL INDEX	A-04 -	A-06
WCP37RQ	A-07 -	F-20
WCP33RQ	F-21 -	L-04

1993 WCP37RQ INDEX

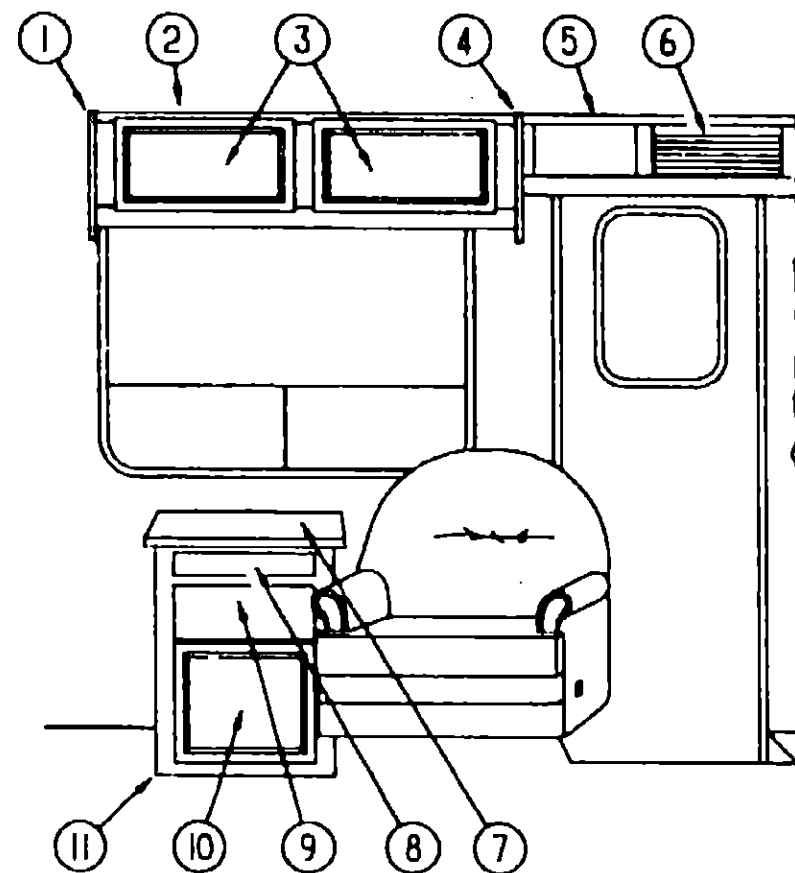
FLOOR PLAN	A-07 -	A-08
ACCESSORIES		A-09
AUDIO/VIDEO	A-10 -	A-12
BATH	A-13 -	A-16
BEDROOM	A-17 -	A-20
CHASSIS	A-21 -	B-18
CURTAIN & CUSHION	B-19 -	C-06
DINETTE	C-07 -	C-10
DRIVERS COMPARTMENT	C-11 -	C-20
ELECTRICAL	C-21 -	D-02
EXTERIOR BODY	D-03 -	D-10
GALLEY	D-11 -	D-17
GENERATOR		D-18
HEATING & A/C	D-19 -	D-22
INTERIOR FINISH	D-23 -	E-02
LABELS	E-03 -	E-10
LP		E-11
LOUNGE	E-12 -	E-13
SEALANTS & FASTENERS	E-14 -	E-18
WATER & SEWAGE	E-19 -	E-24
WINDOW, VENT AND		
EXTERIOR DOOR	F-01 -	F-16
WINDSHIELD/WIPER	F-19 -	F-20

LP GROUP



LP TANK & COMPONENTS

LOUNGE GROUP



OVERHEAD CABINETRY & LOUNGE CABINET - PASSENGER SIDE

**1993 ELANTE'
TABLE OF CONTENTS**

INTRODUCTION	A-01 -	A-02
ABBREVIATIONS		A-03
ALPHABETICAL INDEX	A-04 -	A-06
WCP37RQ	A-07 -	F-20
WCP33RQ	F-21 -	L-04

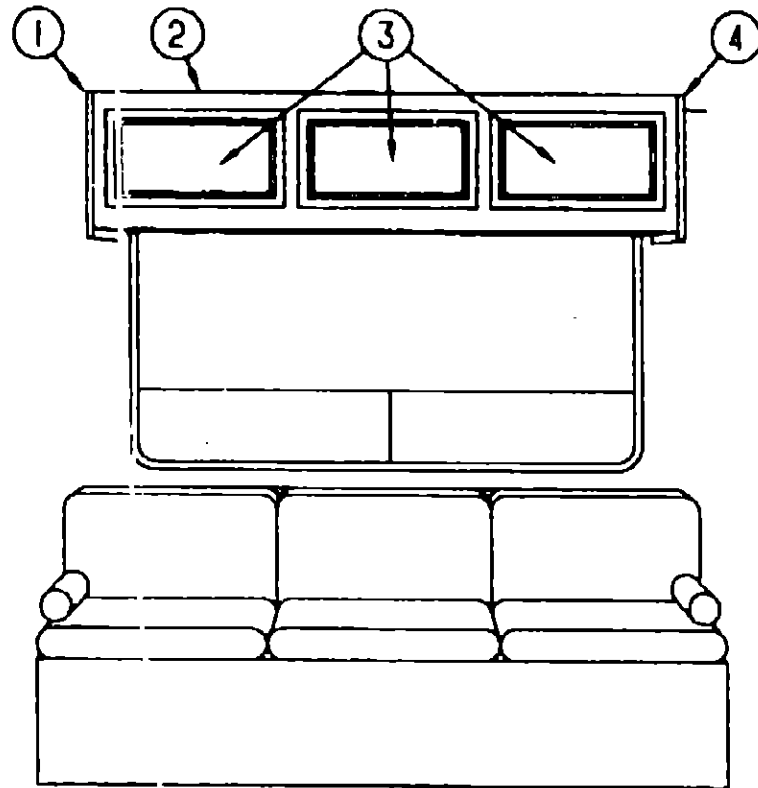
KEY	PART NUMBER	U/M	DESCRIPTION
1	045703-05-000	EA	HOSE-LP, 3/8" ID X 28" - 3/8 MPT X 1/2 F SWIVEL - US
1	045703-06-000	EA	HOSE-LP, 3/8" ID X 28" - 3/8 MPT X 1/2 F SWIVEL - CANADIAN
2	106150-01-000	EA	REGULATOR-TWO STAGE
3	040421-01-708	EA	HANDWHEEL-SERVICE VALVE
4	040421-01-713	EA	VALVE-VAPOR ONLY
5	088253-04-000	EA	TANK-LP, 100 LB - 16" X 36" LONG
6	040421-01-711	EA	VALVE - 80% W/FLOAT, PLATE, BOLTS & GASKET
7	040421-01-701	EA	VALVE-SHORT LP FILLER W/YELLOW CAP
8	040421-01-702	EA	CAP-LP FILLER VALVE, PLASTIC - YELLOW
9	040421-01-700	EA	VALVE-LIQUID LEVEL, 20% LP
10	040421-01-712	EA	VALVE-VAPOR ONLY
11	088253-01-700	EA	FLOAT GAUGE ASM F/16" DIA TK
12	040440-02-000	EA	TRANSMITTER-DIAL, 0-90 OHM
13	105658-01-000	EA	COMPARTMENT-LP REGULATOR
14	010377-02-000	EA	NUT-BRASS, 3/8 FEMALE - FORGED
15	065318-02-000	EA	ELBOW - 90 DEGREE, 3/8" MPT TO 3/8" FPT
			FROM: 00-00-00 THRU: 02-09-93
	010251-01-000	EA	ELBOW-BRASS, 90 DEGREE - 3/8" F X 3/8" MPT
			FROM: 02-10-93 THRU: 99-99-99
	024250-01-000	EA	ADAPTER-BRASS, 3/8" F X 1/2" FPT
	040421-01-703	EA	VALVE-SERVICE W/HANDWHEEL (REGO 9106CO) BRUNNER G-1015
	010326-01-000	EA	ADAPTER-FLARE, W/CONE GASKET - 3/8" FEMALE X 1/2" MALE
	065741-01-000	EA	GAUGE-DIAPHRAGM PRESSURE
			MARSHALLTOWN MFG
			FROM: 00-00-00 THRU: 02-12-93
	065742-01-000	EA	TEE, .38F X .38F X .25FPT - BRASS
			FROM: 00-00-00 THRU: 02-12-93
	010377-02-000	EA	NUT-BRASS, 3/8 FEMALE - FORGED
	103613-01-000	EA	DETECTOR-LP GAS
			CCI 7730
			WHEN REPLACING P.N.#09739501000 W/THIS UNIT - A BACK PLATE
			WILL HAVE TO BE MADE IN THE FIELD FOR INST. DUE TO SIZE

KEY	PART NUMBER	U/M	DESCRIPTION
1	101656-01-B16	EA	END CAP - CABINET, OVERHEAD
2	M05067-01-C17	EA	CABINET-OVERHEAD, W/O DOORS OR HARDWARE
3	P00970-03-C17	EA	DOOR-CABINET, W/O HARDWARE - 21.9" X 12"
4	101656-01-B16	EA	END CAP - CABINET, OVERHEAD
5	P01652-01-B16	EA	CABINET-OVERHEAD, W/O DOORS OR HARDWARE
6	101652-15-B16	EA	DOOR-TAMBOUR, 18" X 7.5"
7	108635-11-C17	EA	COUNTERTOP-LOUNGE CABINET, 21.5" X 19.8" (D21,D22,D23,D44)
7	108635-12-D45	EA	COUNTERTOP-LOUNGE CABINET, 21.5" X 19.8"
8	106991-02-C17	EA	DRAWER-COMplete, SHELF
9	P07104-P4-C17	EA	DRAWER-CABINET, W/O HARDWARE - 6.1" X 15.8" FACE
10	P07104-P3-C17	EA	DRAWER-CABINET, W/O HARDWARE - 13.3" X 15.8" FACE
11	108635-01-C17	EA	CABINET ASM.-LOUNGE, W/O DOORS, DRAWERS OR HARDWARE (D21,D22,D23,D44)
11	108635-02-D45	EA	CABINET ASM.-LOUNGE, W/O DOORS, DRAWERS OR HARDWARE

1993 WCP37RQ INDEX

FLOOR PLAN	A-07 -	A-08
ACCESSORIES		A-09
AUDIO/VIDEO	A-10 -	A-12
BATH	A-13 -	A-16
BEDROOM	A-17 -	A-20
CHASSIS	A-21 -	B-18
CURTAIN & CUSHION	B-19 -	C-06
DINETTE	C-07 -	C-10
DRIVERS COMPARTMENT	C-11 -	C-20
ELECTRICAL	C-21 -	D-02
EXTERIOR BODY	D-03 -	D-10
GALLEY	D-11 -	D-17
GENERATOR		D-18
HEATING & A/C	D-19 -	D-22
INTERIOR FINISH	D-23 -	E-02
LABELS	E-03 -	E-10
LP		E-11
LOUNGE	E-12 -	E-13
SEALANTS & FASTENERS	E-14 -	E-18
WATER & SEWAGE	E-19 -	E-24
WINDOW, VENT AND		
EXTERIOR DOOR	F-01 -	F-18
WINDSHIELD/WIPER	F-19 -	F-20

LOUNGE GROUP (CONTINUED)



OVERHEAD CABINETRY - DRIVERS SIDE

KEY	PART NUMBER	U/M	DESCRIPTION
1	101656-01-B16	EA	END CAP-CABINET, OVERHEAD
2	M05067-05-C17	EA	CABINET-OVERHEAD, W/O DOORS OR HARDWARE
	103375-01-01A	EA	SHELF-CABINET, OVERHEAD - 65.3" - METAL - OFF WHITE
3	P00970-02-C17	EA	DOOR-CABINET, W/O HARDWARE - 18.7" X 12"
4	101656-01-B16	EA	END CAP-CABINET, OVERHEAD

SEALANTS & FASTENERS GROUP

SEALANT AND ADHESIVE

KEY	PART NUMBER	U/M	DESCRIPTION
	002707-02-000	FT	TAPE-SEALER, 5/16" X 1/2" - INCREMENTS OF 50 FT
	004020-01-000	QT	ADHESIVE-ABS CEMENT, QUART
	004011-01-000	EA	ADHESIVE - 3M, 1300 TUBE
	029094-04-000	YD	VELCRO TAPE-LOOP, 1" WIDE - BLACK
	029096-03-000	YD	VELCRO TAPE-HOOK, 1" WIDE - BLACK
	063642-01-000	FT	TAPE-ADHESIVE, 10 MM X 1.5" WIDE X 180'
	069640-01-000	FT	SEALER-RIBBON, 1/4" DIAMETER - INCREMENTS OF 30'
	069640-02-000	FT	SEALER-RIBBON, 1/2" X 1/8" - INCREMENTS OF 30' OR 60'
	069640-07-000	FT	SEALER-RIBBON, 2" X 3/32" - INCREMENTS OF 30' OR 45'
	069640-09-000	FT	SEALER-RIBBON, 1/32" X 2 1/2" - INCREMENTS OF 80'
	069640-10-000	FT	SEALER-RIBBON, 1/32" X 1 1/2" INCREMENTS OF 90'
	069640-11-000	FT	SEALER-TAPE, 3/16" X 3/8", BLACK
	069640-12-000	FT	SEALER-TAPE, 1/8" X 1.5" GRAY
	069640-13-000	FT	SEALER-TAPE, 3/32" X 2" BLACK
	069640-14-000	FT	SEALER-TAPE, 1/16" X 1" GRAY
			FROM: 09-08-92 THRU: 99-99-99
	076322-01-000	FT	TAPE-FOAM, DOUBLE COATED ADHESIVE BACKED - .75" X 216'
	076322-02-000	FT	TAPE-FOAM, DOUBLE COATED ADHESIVE BACKED - 1" X 108'
	076322-03-000	FT	TAPE-FOAM, DOUBLE COATED ADHESIVE BACKED - .5" X 108'
	077493-01-000	EA	SEAL-DEFROSTER, DOOR TO JAMB - RUBBER - BLACK
			FROM: 09-22-92 THRU: 99-99-99
	087211-01-000	GL	PROMOTER-ADHESIVE
	091255-02-000	FT	SEAL-ADHESIVE BACKED FOAM, .18" THICK X 1.5" WIDE
	094401-01-000	EA	SEALER-BODY SEAM SEALER, 3M FLEXICLEAR
	102352-01-000	EA	SEALER-PUMPABLE, BLACK - COLORIMETRIC MS101
	102967-01-000	FT	SEAL-BULB, W/RIGID WIRE U-CHANNEL - .6" - RUBBER - BLACK
	107828-01-000	EA	SEALANT-SB 190 EVERSEAL -SURE BOND INC
	108353-01-000	FT	SEAL-FOAM, 5/16 X 1/2, ADH BACK - LUNDELL #4773/1129
	108353-02-000	FT	SEAL-FOAM, 1/4 X 5/8 .ADH BACK - LUNDELL #4773/1129
			FROM: 00-00-00 THRU: 01-10-93
	053766-02-000	EA	BEDDING COMPOUND-TUBE, WHITE SCHNEE# 5522
	053766-06-000	EA	BEDDING COMPOUND-TUBE, CLEAR
	053766-08-000	EA	BEDDING COMPOUND-TUBE, GRAY - SCHNEE# 5522
	034552-02-000	EA	SILICONE-TUBE, 300 ML - CLEAR - W/O NOZZLE
	034552-12-000	EA	SILICONE-TUBE, 300 ML - BUFF - W/O NOZZLE
	108716-02-000	EA	SILICONE (TUBE) BUFF LEVEL, CSL 510 - W/O NOZZLE
	900390-01-000	EA	TIP - 2 1/2" X 1/8" ORIFICE, ELLSWORTH#TS216
	900390-03-000	EA	NOZZLES-#CSL D10

1993 ELANTE' TABLE OF CONTENTS

INTRODUCTION	A-01	A-02
ABBREVIATIONS		A-03
ALPHABETICAL INDEX	A-04	A-06
WCP37RQ	A-07	F-20
WCP33RQ	F-21	L-04

1993 WCP37RQ INDEX

FLOOR PLAN	A-07	A-08
ACCESSORIES		A-09
AUDIO/VIDEO	A-10	A-12
BATH	A-13	A-16
BEDROOM	A-17	A-20
CHASSIS	A-21	B-18
CURTAIN & CUSHION	B-19	C-06
DINETTE	C-07	C-10
DRIVERS COMPARTMENT	C-11	C-20
ELECTRICAL	C-21	D-02
EXTERIOR BODY	D-03	D-10
GALLEY	D-11	D-17
GENERATOR		D-18
HEATING & A/C	D-19	D-22
INTERIOR FINISH	D-23	E-02
LABELS	E-03	E-10
LP		E-11
LOUNGE	E-12	E-13
SEALANTS & FASTENERS	E-14	E-18
WATER & SEWAGE	E-19	E-24
WINDOW, VENT AND		
EXTERIOR DOOR	F-01	F-18
WINDSHIELD/WIPER	F-19	F-20

SEALANTS & FASTENERS GROUP (CONTINUED)
BOLTS, NUTS & WASHERS

KEY	PART NUMBER	U/M	DESCRIPTION
	000C12-04-12A	EA	BOLT-HEX, 1/4-20 X .75 - PLAIN 5
	000C12-05-24B	EA	BOLT-HEX - 5/16 - 18 X 1 1/2 ZN 5
	000C12-05-16B	EA	BOLT-HEX, 5/16 - 18 X 1 - ZINC 5
	000C12-05-12B	EA	BOLT-HEX - 5/16 - 18 X 3/4 ZN 5
	000C12-06-20B	EA	BOLT-HEX - 3/8 - 16 X 1 1/4 ZN 5
	000C12-07-24B	EA	BOLT-HEX, 7/16 - 14 X 1.50, ZN 5 MC-90
	000C12-07-20B	EA	BOLT-HEX, 7/16 - 14 X 1 1/4 - ZN5
	000C12-08-24B	EA	BOLT-HEX, 1/2 - 13 X 1 1/2 - ZN 5
	000C12-10-24B	EA	BOLT-HEX, 5/8 - 11 X 1 1/2 ZN - 5
	000C13-07-48B	EA	BOLT-HEX, 7/16 - 20 X 3 - ZN 5
	000C18-06-48B	EA	BOLT-ELEV, 3/8 - 16 X 3 ZN - GDE 5
	000C26-04-10B	EA	BOLT-HEX, SER FLG - 1/4 - 20 X 5/8 ZINC
	000C26-05-20B	EA	BOLT-HEX, SER FLG 5/16 - 18 X 1 1/4 ZINC
	000C26-05-12B	EA	BOLT-HEX-SER FLG 5/16 - 18 X 3/4 ZN
	000C26-06-20B	EA	BOLT-HEX, SER FLG 3/8 - 16 X 1 1/4 - ZN
	051387-06-000	EA	BOLT-CARRIAGE, W/D HOLE - 5/16 - 18 X 9.5 ZN
	000D24-10-00B	EA	NUT-HEX, SF/LK - 10-32 ZN
	000D34-04-00B	EA	NUT-HEX, LK 1/4 - 20 ZN
	000D39-04-00B	EA	NUT-HEX, SER FLG LK 1/4 - 20 ZN
	000D39-05-00B	EA	NUT-HEX, SER FLG LK - 5/16 - 18 ZN
	000D39-06-00B	EA	NUT-HEX, SER FLG LK - 3/8-16 ZN
	000D39-08-00B	EA	NUT-HEX, SER FLG LK - 1/2-13 ZN
	000D44-07-00B	EA	NUT-HEX, SER FLG LK - 7/16-20 ZN
	040921-03-000	EA	NUT-SPEED, U TYPE - NO 10
	040921-04-000	EA	NUT-SPEED, U TYPE - NO. 8 - .59" LENGTH X .44" WIDTH
	040921-05-000	EA	NUT-SPEED, U TYPE - NO. 8 - .67" LENGTH X .44" WIDTH
	044364-02-000	EA	NUT-SPEED, FLAT - ROUND
	077049-01-000	EA	NUT-ACORN, 10-32 ALUMINUM
	095094-01-000	EA	NUT-ACORN, 1/4 - 20 ALUMINUM
	087234-01-000	EA	NUT-JACK, 1/4 X 20 THD - MOLLY
	107397-01-000	EA	WASHER-FENDER, 6.8"ID X 32.0"OD
	044533-01-000	EA	WASHER-PLASTIC, 1 3/8"OD - FOR BUTTONS
	000E11-07-00B	EA	WASHER-LK - 7/16 MED SPLIT ZN
	000E13-11-00B	EA	WASHER-FL, 3/16" WIDE - ZN
	000E13-14-00B	EA	WASHER-FL, 1/4" WIDE ZN
	000E13-17-00B	EA	WASHER-FLARE, 3/8" AR ZN
	000E13-20-00B	EA	WASHER-FL, 7/16" WIDE - ZN
	000E14-10-00B	EA	WASHER-LK - NO 10 EXT TOOTH - ZN
	002329-01-000	EA	WASHER-FLAT, 9/32" ID X 5/8" OD - NYLON

FROM: 07-23-92 THRU: 99-99-99

SEALANTS & FASTENERS GROUP (CONTINUED)
SCREWS

KEY	PART NUMBER	U/M	DESCRIPTION
	000G11-04-10B	EA	SCREW - 4 - 24 X 5/8 PPH - ZN
	000G11-06-10J	EA	SCREW, 6-20 X 5/8 PPH - BRASS
	000G11-06-10B	EA	SCREW, 6-20 X 5/8 PPH ZN
	000G11-07-08B	EA	SCREW, 7-19 X 1/2 PPH - ZN
	000G11-08-08T	EA	SCREW, 8-18 X 1/2 PPH
	000G11-08-08B	EA	SCREW, 8-18 X 1/2 PPH - ZN
	000G11-08-06B	EA	SCREW, 8-18 X 3/8 PPH ZN
	000G11-08-12P	EA	SCREW, 8-18 X .75 PPH - DARK BROWN
	000G11-08-12E	EA	SCREW - 8-18 X .75 PPH CHROME ES0025.4
	000G11-08-12D	EA	SCREW, 8-18 X 3/4 PPH - BLACK
	000G11-08-12B	EA	SCREW, 8-18 X 3/4 PPH ZN
	000G11-08-12X	EA	SCREW, 8-18 X 3/4 PPH - GRAY
	000G11-08-12S	EA	SCREW, 8-18 X 3/4 PPH - OFF WHITE
	000G11-08-12R	EA	SCREW, 8-18 X 3/4 PPH - BEIGE
			FROM: 09-30-92 THRU: 99-99-99
	000G11-10-08B	EA	SCREW - 10-16 X 1/2 PPH - ZN
	000G11-10-40B	EA	SCREW - 10 - 16 X 2 1/2 PPH CAD - 34927-01-000
			FROM: 03-11-93 THRU: 99-99-99
	000G11-10-24P	EA	SCREW, 10-16 X 1 1/2 PPH - DARK BROWN
	000G11-10-16B	EA	SCREW, 10-16 X 1 - PPH ZN
	000G11-10-12S	EA	SCREW - 10-16 X .75 PPH OFF WHT
	000G11-10-12D	EA	SCREW, 10-16 X 3/4 PPH - BLACK
			FROM: 11-05-92 THRU: 99-99-99
	000G11-10-10X	EA	SCREW - 10 - 16 X 5/8 PPH GRAY
	000G13-06-08B	EA	SCREW, 6-20 X 1/2 PPH ZN
	000G13-06-06B	EA	SCREW - 6-20 X 3/8 PPH ZN
	000G13-06-16R	EA	SCREW, 6-20 X 1 PPH - BEIGE
	000G13-06-08G	EA	SCREW, 6-20 X 1/2 PPH - ANTIQUE BRASS
	000G13-07-12B	EA	SCREW, 7-19 X 3/4 PPH ZN
	000G13-08-16B	EA	SCREW, 8-18 X 1 PPH - ZN
	000G18-08-22B	EA	SCREW-MACH, 8-32 X 1 3/8 PPH ZN
	000G18-08-16B	EA	SCREW-MACHINE, 8 X 32 X 1, PPH ZN
	000G19-10-08B	EA	SCREW-MACHINE, 10-32 X 1/2 PPH ZN
	000G19-10-10B	EA	SCREW-MACHINE, 10-32 X 5/8 - PPH - ZINC
	000G27-10-16D	EA	SCREW-MACH, 10-32 X 1 PPH - BLACK
			FROM: 00-00-00 THRU: 01-05-93
	000G27-10-12E	EA	SCREW-MACH, 10-32 X .75, PPH - CHROMED HEAD
	000G32-10-06B	EA	SCREW - 10-32 X 3/8" - PPH - ZINC
	000G39-06-16T	EA	SCREW-SF/DR, 6-20 X 1 PPH - BLACK
	000G39-06-10T	EA	SCREW-SF/DR, 6-20 X 5/8 PPH - BLACK
	000G39-08-32B	EA	SCREW-SF/DR, 8-18 X 2 PPH - ZINC
	000G39-08-16T	EA	SCREW-SF/DR, 8-18 X 1 PPH - BLACK
	000G39-08-16S	EA	SCREW-SF/DR, 8-18 X 1.00 PPH, OFF WHITE
	000G39-08-16R	EA	SCREW-SF/DR 8-18 X 1.00 PPH BEIGE
	000G39-08-16B	EA	SCREW-SF/DR, 8-18 X 1 PPH ZN
	000G39-08-08B	EA	SCREW-SF/DR, 8-18 X 1/2 PPH ZN
	000G39-08-06B	EA	SCREW-SF/DR, 8-18 X 3/8 PPH ZN
	000G39-08-12T	EA	SCREW-SF/DR, 8-18 X 3/4 PPH - BLACK
	000G39-08-12B	EA	SCREW-SF/DR, 8-18 X 3/4 PPH ZN
	000G39-08-083	EA	SCREW-SF/DR - 8-18 X 1/2 PPH BUFF
	000G39-08-08T	EA	SCREW-SF/DR - 8-18 X .50 PPH BLACK
	000G39-10-12R	EA	SCREW-SF/DR, 10-16 X 3/4 PPH - BEIGE
	000G39-10-12D	EA	SCREW-SF/DR, 10-16 X 3/4 PPH - BLACK
	000G39-10-10S	EA	SCREW-SF/DR, 10-16 X .62" - PPH - OFF WHITE
			FROM: 10-26-92 THRU: 99-99-99
	000G39-10-20B	EA	SCREW-SF/DR, 10-16 X 1 1/4 PPH ZN
	000G39-10-129	EA	SCREW-SF/DR, 10-16 X 3/4 PPH - FLUOROCARBON SILVER
	000G39-10-123	EA	SCREW-SF/DR, 10-16 X .75 PPH BUFF
	000G42-04-12B	EA	SCREW-SF/DR 1/4-14 X 3/4HWH ZN

**1993 ELANTE'
TABLE OF CONTENTS**

INTRODUCTION	A-01 -	A-02
ABBREVIATIONS		A-03
ALPHABETICAL INDEX	A-04 -	A-06
WCP37RQ	A-07 -	F-20
WCP33RQ	F-21 -	L-04

1993 WCP37RQ INDEX

FLOOR PLAN	A-07 -	A-08
ACCESSORIES		A-09
AUDIO/VIDEO	A-10 -	A-12
BATH	A-13 -	A-16
BEDROOM	A-17 -	A-20
CHASSIS	A-21 -	B-18
CURTAIN & CUSHION	B-19 -	C-06
DINETTE	C-07 -	C-10
DRIVERS COMPARTMENT	C-11 -	C-20
ELECTRICAL	C-21 -	D-02
EXTERIOR BODY	D-03 -	D-10
GALLEY	D-11 -	D-17
GENERATOR		D-18
HEATING & A/C	D-19 -	D-22
INTERIOR FINISH	D-23 -	E-02
LABELS	E-03 -	E-10
LP		E-11
LOUNGE	E-12 -	E-13
SEALANTS & FASTENERS	E-14 -	E-18
WATER & SEWAGE	E-19 -	E-24
WINDOW, VENT AND		
EXTERIOR DOOR	F-01 -	F-18
WINDSHIELD/WIPER	F-19 -	F-20

SEALANTS & FASTENERS GROUP (CONTINUED)

SCREWS (CONTINUED)

KEY	PART NUMBER	U/M	DESCRIPTION
	000G42-04-16B	EA	SCREW-SF/DR, 1/4-14 X 1 HWH - ZN
	000G43-05-24B	EA	SCREW-MACHINE, 6-32" X 1 1/2" ZN
	000G46-08-24T	EA	SCREW-MACHINE, 8-32-1.50 IN PFH - BLACK
	000G50-04-12B	EA	SCREW-MACH, 1/4-20 X 3/4 PPH ZN
	000G53-04-06B	EA	SCREW-MACHINE, 1/4-20 X 3/8 PPH ZN - UNDERCUT HEAD
	000G54-04-20B	EA	SCREW, 1/4-20 X 1 1/4 PTH - TYPE 23 - ZINC PLATED
	000G55-08-12W	EA	SCREW, SF/DR - 8-18 X .75 PWH - BEIGE
	000G55-08-12M	EA	SCREW-SF/DR, 8-18 X .75 PWH - GRAY
	000G55-07-16Z	EA	SCREW-SF/DR, 8-18 X 1.00 - BEIGE
	000G55-08-12Z	EA	SCREW-SF/DR - 8-18 X 3/4" PWH - BEIGE
	000G57-05-15J	EA	SCREW, 5-20 X 1 PFH - BRASS
	000G60-08-163	EA	SCREW-SF/DR, 8-18 X 1.00 POH BUFF
	000G67-10-08B	EA	SCREW, 10-12 X 1/2 PPH ZN
	000G67-10-10R	EA	SCREW, 10-12 X 5/8 PPH - TYPE A - BEIGE
	000G67-10-10D	EA	SCREW, 10-12 X 5/8 PPH - BLACK - TYPE A
	000G67-10-10B	EA	SCREW, 10-12 X 5/8 PPH ZN - TYPE A
	000G67-10-08R	EA	SCREW, 10-12 X 1/2 PPH - BEIGE - TYPE A
	000G67-10-48B	EA	SCREW - 10-12 X 3 PPH ZN
			FROM: 00-00-00 THRU: 03-10-93
	000G67-10-36T	EA	SCREW - 10-12 X 2.25PPH BLACK STALGAURD
	000G67-10-24B	EA	SCREW, 10-12 X 1 1/2 PPH - ZN
	000G67-10-16P	EA	SCREW, 10-12 X 1 PPH - DARK BROWN
	000G67-10-16B	EA	SCREW, 10-12 X 1 PPH - ZN
	000G67-10-120	EA	SCREW, 10-12 X .75" PPH - TAN
	000G67-10-12P	EA	SCREW, 10-12 X .75" PPH - DARK BROWN
	000G67-10-12D	EA	SCREW - 10-12 X .75 PPH BLACK
	000G67-10-12B	EA	SCREW, 10-12 X 3/4" PPH - ZN
	000G67-10-10S	EA	SCREW, 10-12 X 5/8" - PPH - OFF WHITE
	000G68-06-10G	EA	SCREW, 6-18 X 5/8 POH - ANTIQUE BRASS
	000G68-10-35T	EA	SCREW - 10-12 X 2.25 POH BLACK
	087721-01-000	EA	SCREW-FLAT HEAD, TAPPING - 1/4" X 1 1/4" LG ZN
	090033-01-000	EA	SCREW - 1/4 - 20 X 5/8 RD - WSHR - HD - BEIGE W/ADH
	096526-01-000	EA	SCREW-HEX, 1/4 - 28 UNF
	079383-03-000	EA	SCREW-SF/DR, 8-20 X 1 PL WASHER - BEIGE
	049465-01-000	EA	SCREW, 10-16 W/WASHER PTH - DARK BROWN
	049465-03-000	EA	SCREW, 10-16 X 1 POH W/WASHER - OFF WHITE
	049465-04-000	EA	SCREW, 10-16 X 1 PTH W/WASHER - BEIGE
	049465-05-000	EA	SCREW - 10-16 X 1 PTH W/WASHER - GRAY

GROMMETS

KEY	PART NUMBER	U/M	DESCRIPTION
	099637-01-000	EA	GROMMET-RUBBER, .37" X .94" DIAMETER - BLACK
			FROM: 00-00-00 THRU: 08-18-92
	077953-01-000	EA	GROMMET-EDGE LINER, FITS 1"
	071015-07-000	EA	GROMMET-RUBBER, 1" ID X 2.25" OD W/.06" GROOVE - BLACK
	071015-11-000	EA	GROMMET - 1.00ID, FITS .12 MATL MINOR RUBBER Z-3065
	071015-22-000	EA	GROMMET-RUBBER, .62" ID X 1.12" OD W/.19" GROOVE - BLACK
	071015-29-000	EA	GROMMET-RUBBER, .25" ID X 1.25" OD W/.12" GROOVE - BLACK
	071015-31-000	EA	GROMMET-RUBBER, .69" ID X 1.31" OD W/.12" GROOVE - BLACK
	016188-05-000	EA	GROMMET-L/P LINE, 3/8" HOLE X 2 1/2" LONG - RUBBER
	016188-05-000	EA	GROMMET-L/P LINE, 3/8" HOLE X 1 1/4" LONG - RUBBER
	023942-01-000	EA	GROMMET-RUBBER, 2" OD
	008384-01-000	EA	GROMMET-SNAP, 3/4" DIAMETER - NYLON

SEALANTS & FASTENERS GROUP (CONTINUED)

CLAMPS & MISCELLANEOUS COMPONENTS

KEY	PART NUMBER	U/M	DESCRIPTION
	007161-01-000	EA	CLAMP-HOSE, SPRING TYPE - 1/2"
	010495-01-000	EA	CLAMP-CABLE, 9/16"
	010497-01-000	EA	CLAMP-CLOSED, 5/8" ID
	007161-01-000	EA	CLAMP-HOSE, SPRING TYPE - 1/2"
	010437-03-000	EA	CLAMP-CLOSED, 1" ID - CUSHIONED
	010497-05-000	EA	CLAMP-CLOSED, 1/2" ID
	010497-08-000	EA	CLAMP-CLOSED, .125"
	010499-01-000	EA	CLAMP-CLOSED, 3/8" ID
	031170-01-000	EA	CLAMP-CABLE - 3/16 DIA
	042692-02-000	EA	CLAMP-CLOSED, 1/2" DIAMETER - METAL
	062401-01-000	EA	CLAMP-HOSE, WORMGEAR .25" - 1"
	062401-02-000	EA	CLAMP-HOSE, WORMGEAR, 1.56" - 2.5"
	062401-04-000	EA	CLAMP-HOSE, WORMGEAR .69" - 1.25"
			FROM: 02-16-93 THRU: 99-99-99
	062401-06-000	EA	CLAMP-HOSE, WORMGEAR .22"-.62"
	075148-02-000	EA	CLAMP-GROUNDING, BRONZE SCREWS
	083609-01-000	EA	CLAMP-WIRE, DUAL EQUAL - 5/8" DIAMETER
	083610-01-000	EA	CLAMP-WIRE, DUAL - UNEQUAL DIAMETERS - .75" & 1.25"
	077955-01-000	EA	CLIP-J, VINYL COATED, 3/8" USED TO SUPPORT WIRING TO LIGHTS
	101447-01-000	EA	CLIP-U TYPE, TINNERMAN HOLDS SHOWER SURROUND TOGETHER
	080211-03-000	EA	CLIP-MOUNTING, (XMAS TREE) - DECORATIVE PADS
	056134-02-000	EA	HOLDER-RING, 1.8" DIAMETER - METAL
	063253-07-000	EA	NUT-J, #8A .120- .130 PNL THK
	069592-02-000	EA	RIVET-T, (POP) - 1/4 X .093 - .156
	000H16-04-06R	EA	RIVET-POP, AL 1/8 X .313-.375
	080213-01-000	EA	SPACER - .25" X .5" X .5". NYLON
	080734-02-000	EA	CLIP-WIRE, NYLON
	085774-01-000	FT	FASTENER-DUAL HOOK, 1" WIDE - ADHESIVE BACK - BLACK
	085774-02-000	FT	FASTENER-DUAL LOOP, 1" WIDE - ADHESIVE BACK - BLACK
	086285-01-000	EA	SPACER-NYLON, .5" OD X .257" ID

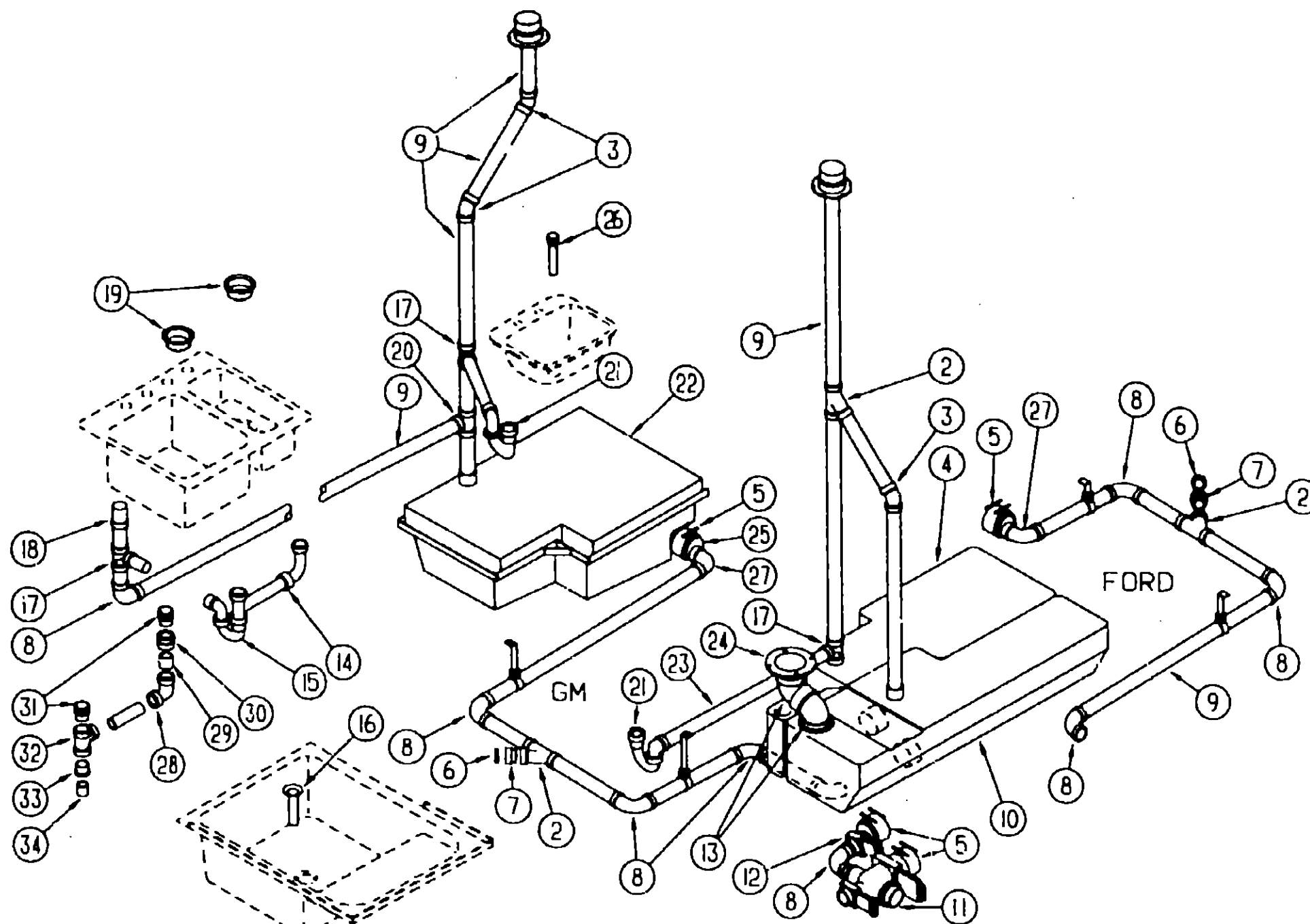
1993 ELANTE' TABLE OF CONTENTS

INTRODUCTION	A-01	A-02
ABBREVIATIONS		A-03
ALPHABETICAL INDEX	A-04	A-06
WCP37RQ	A-07	F-20
WCP33RQ	F-21	L-04

1993 WCP37RQ INDEX

FLOOR PLAN	A-07	A-08
ACCESSORIES		A-09
AUDIO/VIDEO	A-10	A-12
BATH	A-13	A-16
BEDROOM	A-17	A-20
CHASSIS	A-21	B-18
CURTAIN & CUSHION	B-19	C-06
DINETTE	C-07	C-10
DRIVERS COMPARTMENT	C-11	C-20
ELECTRICAL	C-21	D-02
EXTERIOR BODY	D-03	D-10
GALLEY	D-11	D-17
GENERATOR		D-18
HEATING & A/C	D-19	D-22
INTERIOR FINISH	D-23	E-02
LABELS	E-03	E-10
LP		E-11
LOUNGE	E-12	E-13
SEALANTS & FASTENERS	E-14	E-18
WATER & SEWAGE	E-19	E-24
WINDOW, VENT AND		
EXTERIOR DOOR	F-01	F-18
WINDSHIELD/WIPER	F-19	F-20

**WATER & SEWAGE GROUP
DRAINAGE SYSTEM**



**1993 ELANTE'
TABLE OF CONTENTS**

INTRODUCTION	A-01	A-02
ABBREVIATIONS		A-03
ALPHABETICAL INDEX	A-04	A-06
WCP37RQ	A-07	F-20
WCP33RQ	F-21	L-04

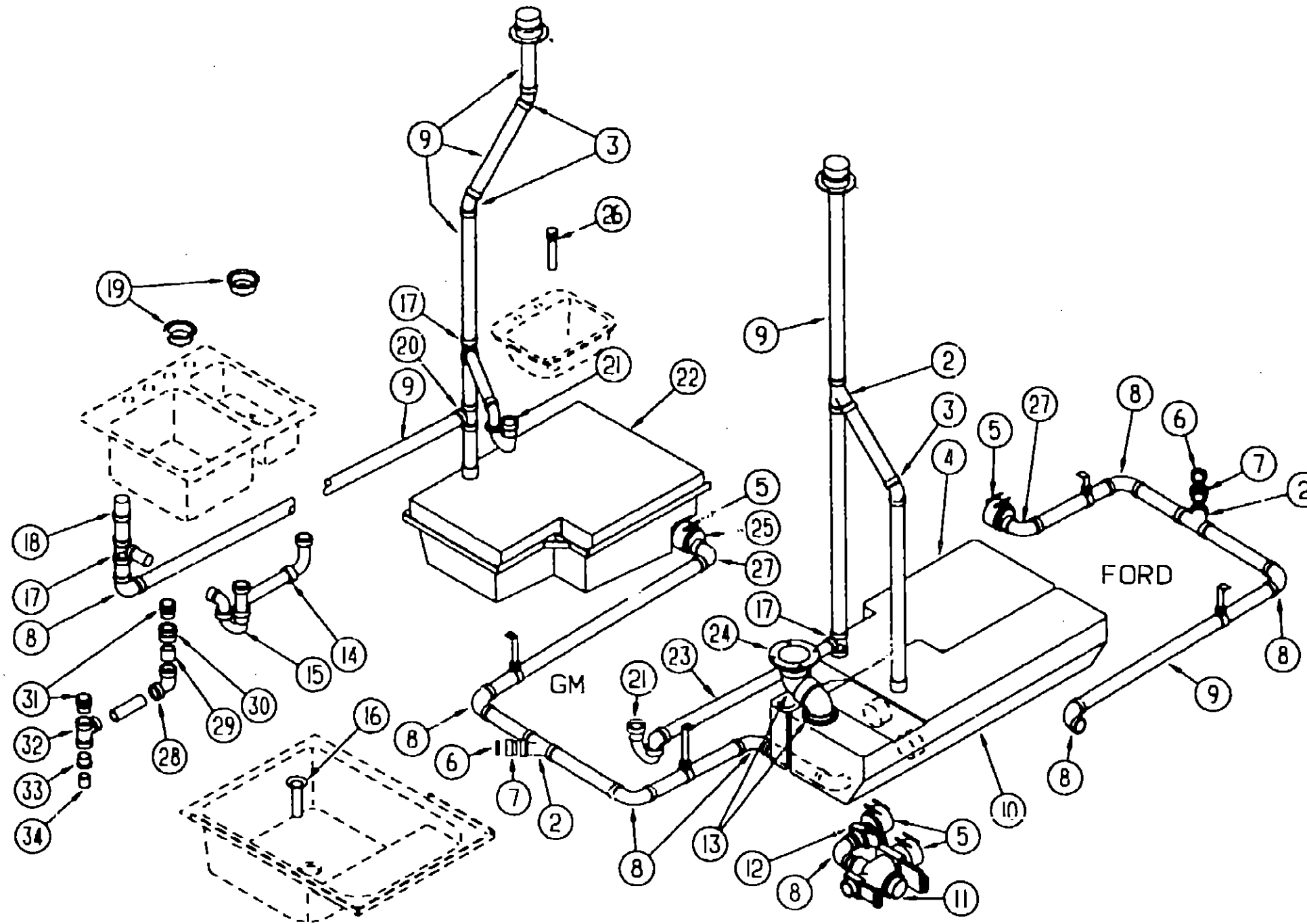
1993 WCP37RQ INDEX

FLOOR PLAN	A-07	A-08
ACCESSORIES		A-09
AUDIO/VIDEO	A-10	A-12
BATH	A-13	A-16
BEDROOM	A-17	A-20
CHASSIS	A-21	B-18
CURTAIN & CUSHION	B-19	C-06
DINETTE	C-07	C-10
DRIVERS COMPARTMENT	C-11	C-20
ELECTRICAL	C-21	D-02
EXTERIOR BODY	D-03	D-10
GALLEY	D-11	D-17
GENERATOR		D-18
HEATING & A/C	D-19	D-22
INTERIOR FINISH	D-23	E-02
LABELS	E-03	E-10
LP		E-11
LOUNGE	E-12	E-13
SEALANTS & FASTENERS	E-14	E-18
WATER & SEWAGE	E-19	E-24
WINDOW, VENT AND		
EXTERIOR DOOR	F-01	F-18
WINDSHIELD/WIPER	F-19	F-20

KEY	PARTNUMBER	U/M DESCRIPTION
2	010073-01-000	EA WYE - 45 DEGREE, 1 1/2" HUB X HUB X HUB - PLASTIC - BLACK
3	010006-01-000	EA ELBOW - 45 DEGREE, 1/8 BEND - 1 1/2" HUB X HUB - BLACK PLASTIC
4	101231-01-000	EA TANK-HOLDING, W/O FITTINGS - 31 GAL - 43.6" X 16.1" X 16.2
5	078406-01-000	EA COUPLER-RUBBER, W/CLAMPS - 3" X 3"
6	010166-02-000	EA PLUG 1 1/4" MPT
7	010121-01-000	EA BUSHING-REDUCER, 1 1/2"SMOOTH X 1/4"HUB - PLASTIC - BLACK
		FROM: 00-00-00 THRU: 12-15-92
7	010121-01-000	EA BUSHING-REDUCER, 1 1/2"SMOOTH X 1 1/4" THREAD - PLASTIC - BLACK
		FROM: 12-16-92 THRU: 99-99-99
8	010008-01-000	EA ELBOW - 90 DEGREE, 1/4 BEND - 1 1/2" HUB X HUB - BLACK PLASTIC
9	NOT AVAILABLE	FT PLASTIC PIPE - 1 1/2" (US)
9	NOT AVAILABLE	FT PLASTIC PIPE - 1 1/2" (CSA)
10	101232-01-000	EA TANK-HOLDING, W/O GROMMETS - 25 GAL - 48.6" X 14.8" X 17.1"
11	082696-01-000	EA VALVE-WASTE, DRAINAGE - 3"
	062417-01-000	EA ADAPTER-TERMINATION, 3"
		FROM: 00-00-00 THRU: 02-25-93
	062415-01-000	EA CAP-SEWER, 3" DIAMETER
	062416-01-000	EA ADAPTER-SEWER HOSE TO 3" PIPE
	010201-02-000	EA HOSE-SEWER, 3" ID X 20 FEET
	089330-0-000	EA ADAPTER-SEWER HOSE TO DUMP VALVE - PLASTIC - BLACK
12	062421-01-000	EA VALVE-DUMP, W/HANDLE - 1 1/2" - PLASTIC - BLACK
13	010061-01-000	EA ELBOW - 45 DEGREE, STREET - 1/8 BEND - 3" S X H - PLASTIC
14	091980-01-000	EA WASTE-CONTINUOUS, DOUBLE HOOK-UP TO DRAIN ON DOUBLE SINK

KEY	PARTNUMBER	U/M DESCRIPTION	
15	107537-01-000	EA P-TRAP-PLASTIC, 1 1/4" SLIP	
		FROM: 00-00-00 THRU: 12-15-92	
15	107538-01-000	EA P-TRAP-PLASTIC, 1 1/4" W/EXT ARM	
15	053335-01-000	EA P-TRAP - 1 1/4" HUB X HUB, W/UNION - CANADIAN	
		FROM: 00-00-00 THRU: 12-15-92	
16	011069-02-000	EA TAILPIECE-TUB-SHOWER, 1 1/2" X 1 1/4" X 4" - BRASS	
	066729-01-000	EA STRAINER-TUB/SHOWER, W/PLUG	
17	010079-01-000	EA TEE-SANITARY, 1 1/2" X 1 1/2" X 1 1/4" H - PLASTIC - BLACK	
18	079968-01-000	EA VENT-MECH. TRAP ARM, ANTI-SIPHON - 2" DIA X 7.3" - PLASTIC	
19	092303-01-000	EA SINK STRAINER	
20	010071-01-000	EA TEE-SANITARY, 1 1/2" HUB X HUB X HUB - PLASTIC - BLACK	
21	107537-01-000	EA P-TRAP ADAPTER - 1 1/4" SLIP	
21	011066-03-000	EA P-TRAP - CANADIAN	
22	101230-01-000	EA TANK-HOLDING, W/O FITTINGS - 28 GAL - 33.3" X 23.8" X 12.2"	
23	NOT AVAILABLE	FT PLASTIC PIPE - 1 1/4" (US)	
23	NOT AVAILABLE	FT PLASTIC PIPE - 1 1/4" (CANADIAN)	
24	024676-01-000	EA CLOSET FLANGE (US)	
24	024676-02-000	EA CLOSET FLANGE (CANADIAN)	
	061607-01-000	EA GROMMET-HOLDING TANK, 1 1/2" NPS	
	051607-02-000	EA GROMMET-HOLDING TANK, 3" NPS	
25	062422-01-000	EA ADAPTER-OFFSET REDUCER, 3" X 1 1/2" - PLASTIC - BLACK	
26	096927-01-701	EA TAIL PIECE - PLASTIC	
E-19	27	033761-01-000	EA ELBOW-TURN, 1/4 BEND X 1.5"HUB X 1.5"SP/GOT - BLK PLASTIC

WATER & SEWAGE GROUP (CONTINUED)
CONTINUOUS WASTE (CANADA)



1993 ELANTE'
TABLE OF CONTENTS

INTRODUCTION	A-01	A-02
ABBREVIATIONS		A-03
ALPHABETICAL INDEX	A-04	A-06
WCP37RQ	A-07	F-20
WCP33RQ	F-21	L-04

1993 WCP37RQ INDEX

FLOOR PLAN	A-07	A-08
ACCESSORIES		A-09
AUDIO/VIDEO	A-10	A-12
BATH	A-13	A-16
BEDROOM	A-17	A-20
CHASSIS	A-21	B-18
CURTAIN & CUSHION	B-19	C-06
DINETTE	C-07	C-10
DRIVERS COMPARTMENT	C-11	C-20
ELECTRICAL	C-21	D-02
EXTERIOR BODY	D-03	D-10
GALLEY	D-11	D-17
GENERATOR		D-18
HEATING & A/C	D-19	D-22
INTERIOR FINISH	D-23	E-02
LABELS	E-03	E-10
LP		E-11
LOUNGE	E-12	E-13
SEALANTS & FASTENERS	E-14	E-18
WATER & SEWAGE	E-19	E-24
WINDOW, VENT AND		
EXTERIOR DOOR	F-01	F-18
WINDSHIELD/WIPER	F-19	F-20

KEY	PART NUMBER	U/M	DESCRIPTION
28	010008-01-000	EA	ELBOW - 1 1/2" H X 1 1/2" H X 90°
29	NOT AVAILABLE	FT	PLASTIC PIPE - 1 1/2"
30	010115-01-000	EA	COUPLING - 1 1/2" HUB X HUB, PLASTIC
31	033302-02-000	EA	ADAPTER ASM-STRAINER, 1 1/2" - ABS - CANADIAN
32	010071-01-000	EA	TEE - 1 1/2" H X 1 1/2" H X 1 1/2" H
33	010121-01-000	EA	BUSHING ADAPTER - 1 1/2" X 1 1/4" H
34	NOT AVAILABLE	FT	PLASTIC PIPE - 1 1/4"

WATER & SEWAGE GROUP (CONTINUED)
FRESH WATER TANKS

KEY	PART NUMBER	U/M DESCRIPTION
	085189-01-000	EA TANK-WATER, 70 GL - W/O FITTINGS - 51.2" X 24.9" X 13.4"
	085189-05-000	EA TANK-WATER, 70 GL - W/FITTINGS - 51.2" X 24.9" X 13.4"
	076625-09-000	EA TANK-FRESH WATER, W/FITTINGS - 54 GALLON
	076625-01-000	EA TANK-FRESH WATER, W/O FITTINGS - 54 GALLON
	042989-03-000	EA FITTING-WATER TANK, SPINWELD - 1 1/4"NPT - PLASTIC - WHITE
	042989-04-000	EA FITTING-WATER TANK, SPINWELD - 3/8" FPT - PLASTIC - WHITE
	042989-05-000	EA FITTING-WATER TANK, SPINWELD - 1/2" FPT - PLASTIC - WHITE
	049032-01-000	EA PATCH-SPINWELD, 3/8" - PLASTIC
	077954-02-000	EA FILTER-WATER TANK, SCREEN IN TANK
	096449-01-000	EA WIRE ASSEMBLY-WATER TANK TO MONITOR PANEL
	039861-01-000	EA SENDING UNIT-W/SCREW, WASHER, WELL NUT & TERMINAL RING
	057973-01-000	EA TEE-PLASTIC, 1/2"F X 1/2"F X 5/8"F - WATER
	052955-01-000	EA TEE-WATER, 1/2"F X 1/2"F X 1/2"MPT - PLASTIC - GRAY

WATER SYSTEM

KEY	PART NUMBER	U/M DESCRIPTION
	036522-01-000	EA CAP-BRASS, 3/8 FLARE SEAL
	036522-02-000	EA CAP-BRASS, 1/2" FLARE
	052952-01-000	EA NUT-PLASTIC, 1/2" F X 1/2" TUBE - GRAY
	052954-01-000	EA ADAPTER-NOSE CONE, 3/8" OR 1/2" TUBING - PLASTIC - GRAY
	077054-01-000	EA VALVE-PLASTIC, 1/2" M X 1/2" M - 1/4" COMP
	106258-01-000	EA CAP-INSERTABLE 1/2 FLARE KEVCO 64398 BONNET
	039800-01-000	FT TUBING-POLYBUTYL, 1/2" OD - INCREMENTS OF 20' - BLACK
	055295-01-000	EA TEE - 5/8" F X 1/2" MPT X 1/2" F, PLASTIC
	065120-01-000	EA ELBOW-SWIVEL, 1/2" FPT X 1/2" FLARE - PLASTIC - GRAY
	074462-02-000	FT TUBING-VINYL, 3/8" ID - CLEAR - INC. OF 20'
	079317-01-000	EA ADAPTER-SWIVEL, 1/2" TUBE X 1/2" FPT - PLASTIC - GRAY
	079381-01-000	FT TUBING-SMOOTH FLEXIBLE, 1 1/4" ID - INC. OF 20'
	101814-01-000	EA COUPLING-FEMALE, 1/2" X 1/2" FPT
	102478-03-000	EA VALVE ASM-QUICK FILL,CITY SWIFT INDUSTRIES
	039800-02-000	FT TUBING-POLYBUTYL, 5/8" OD - INCREMENTS OF 20' - BLACK
	052952-02-000	EA NUT-PLASTIC, 5/8" FLARE
	052953-01-000	EA NUT-FAUCET, 1/2" TUBE X 1/2" FPT - PLASTIC - GRAY
	052957-02-000	EA ELBOW-MALE, 1/2" F X 1/2" MPT - PLASTIC - GRAY
	052958-01-000	EA TEE, 1/2" F X 1/2" F X 1/2" F - PLASTIC - GRAY
	052959-02-000	EA CONNECTOR, 1/2" F X 1/2" MPT - PLASTIC - GRAY
	052960-01-000	EA DRAIN VALVE-IN LINE, HEADER - 1/2" F X 1/2" F - GRAY PLAS
	052960-02-000	EA VALVE-LINE DRAIN, 16" - 1/2" OD - PLASTIC
	052961-02-000	EA DRAIN VALVE-IN LINE, HEADER 1/2 MPT X 1/2 F 1/2 F X 1/2 F PLASTIC - GRAY
	055293-01-000	EA TEE-PLASTIC, 5/8F X 1/2F X 5/8F
	057457-01-000	EA ELBOW-UNION, 1/2" X 1/2" FLARE
	075242-04-000	EA FAUCET-TUB/SHOWER, BONE
	035539-01-000	EA ELBOW-PLASTIC, 3/8"MPT X 3/8"BARB
	044927-01-000	EA ADAPTER-HOSE TO PIPE, 1 1/4"MPT X 1 1/4"BARB-BLACK PLASTIC
	055292-01-000	EA TEE-PLASTIC, 5/8"F X 5/8"F X 1/2"F
	075242-03-000	EA FAUCET-TUB/SHOWER, BRASS
	010224-01-000	EA ADAPTER-HOSE TO PIPE, 3/8" MPT X 3/8" BARB - PLASTIC BLACK
	055290-01-000	EA ELBOW - 5/8"F X 1/2"MPT
		FROM: 00-00-00 THRU: 07-08-92
	052957-01-000	EA ELBOW-PLASTIC, 1/2" F X 3/8" MPT
	052959-03-000	EA CONNECTOR, 1/2" F X 3/8" MPT - PLASTIC - GRAY
	065120-01-000	EA ELBOW-SWIVEL, 1/2" FPT X 1/2" FLARE - PLASTIC - GRAY
	039808-03-000	EA ELBOW-PLASTIC, 1/2 MPT X 1/2 MPT
		FROM: 11-23-92 THRU: 99-99-99
	091208-01-000	EA WASHER-RUBBER, .06" X .75" X .5"

WATER & SEWAGE GROUP (CONTINUED)
WATER HEATER W/MOTOR AID

KEY	PART NUMBER	U/M DESCRIPTION
	051393-01-000	EA WATER HEATER-W/MOTOR AID, PILOTLESS IGNITION ATWOOD GH6-3E, GH6-4E OR GH6-6E
	051391-01-700	EA HINGE KIT-W/CLIP ATWOOD# 92568 & 92559
	051391-01-704	EA VALVE-RELIEF, 1/2" FITTING ATWOOD# 91604
	051391-01-705	EA FASTENER-CAMLOC ATWOOD# 92609
	051391-01-706	EA GRILLE-EXHAUST ATWOOD# 92787
	051391-01-708	EA BURNER-MAIN, 3E ONLY ATWOOD# 92615
	051391-01-710	EA ORIFICE-MAIN BURNER ATWOOD# 92742
	051391-01-714	EA ELBOW - 45 DEGREE, 3/8"F X 3/8"MPT ATWOOD# 91044
	051391-01-715	EA DRAIN PLUG ATWOOD# 91561
	051391-04-701	EA THERMOSTAT 12 VDC-120 PRESET ATWOOD# 91470
	051391-04-704	EA TANK-INNER, FRONT MOUNT - GH6-4E & 6E ATWOOD# 91642
	051393-01-700	EA TANK-INNER, 3E FRONT MOUNT ATWOOD# 91023
	051393-01-702	EA SWITCH-ENERGY CUT-OFF ATWOOD# 91951
	051393-01-703	EA THERMOSTAT-REAR MOUNT ATWOOD# 91952
	051393-01-704	EA CIRCUIT BOARD-W/BLACK BOX ATWOOD# 91420
	051393-01-705	EA ORIFICE HOLDER ATWOOD# 91925
	051393-01-714	EA TANK-INNER (GH6-3E),REAR MOUNT ATWOOD# 91408
	051393-01-716	EA SPARK & PROBE ASM ATWOOD# 91606
	051393-01-718	EA VALVE-DIAL SOLENOID ATWOOD# 91605
	051393-01-721	EA ECO&THERMOSTAT ASM-FRONT MOUNT, 140 DEGREE ATWOOD# 91447
	037967-01-000	EA SWITCH-WATER HEATER, REMOTE W/LIGHT ATWOOD# 91959
	099729-02-000	EA BYPASS KIT-WATER HEATER SWAN IND CSA
	099729-01-000	EA BYPASS KIT-WATER HEATER, COMPLETE W/VALVE & TUBING
	103798-01-000	EA CONNECTOR - 1/4"OD X 3/8"MPT
	110154-01-01A	EA FLANGE-WATER HEATER, FLUSH MOUNT
		FROM: 10-26-92 THRU: 99-99-99
	110438-01-000	EA VALVE-CHECK BRASS
		FROM: 12-23-92 THRU: 99-99-99

WATER PURIFICATION SYSTEM

KEY	PART NUMBER	U/M DESCRIPTION
	701069-01-000	EA WATER PURIFICATION SYSTEM
	701069-03-700	EA CARTRIDGE-WATER FILTER,AC EVERPURE 9601-11
	103635-01-000	EA FAUCET-SINGLE CONTROL EVERPURE 5435-00
	010227-01-000	EA TEE-PLAS, BARB 5/8" OR 3/4" HOSE

WATER PUMPS

KEY	PART NUMBER	U/M DESCRIPTION
	098607-01-000	EA PUMP-WATER, W/5" MPT FITTING - FLOW 2.8 GPM - UL
	098607-01-700	EA PUMPHEAD-REPLACEMENT SHURFLO# 94-236-08
	098607-01-701	EA DRIVE ASM SHURFLO# 94-234-03
	098607-01-702	EA DIAPHRAGM-KIT SHURFLO# 94-233-10
	098607-01-703	EA VALVE ASM SHURFLO# 94-232-00
	098607-01-705	EA CHECK VALVE-KIT SHURFLO# 94-237-00
	098607-01-706	EA SWITCH ASM-COMPLETE SHURFLO# 94-230-00
	098607-01-707	EA MOTOR/BASEPLATE REPLACEMENT SHURFLO# 94-234-03

EXTERIOR SHOWER

KEY	PART NUMBER	U/M DESCRIPTION
	103092-01-000	EA SHOWER HEAD-W/60 IN HOSE
	103092-02-000	EA SHOWER HEAD-W/60 IN HOSE - CANADIAN
	103092-01-700	EA BRACKET ONLY-CLEAR, F/SHOWER HEAD - 2328028
	075241-05-000	EA FAUCET-SHOWER, BONE
	075241-04-000	EA FAUCET-SHOWER, BRASS

**1993 ELANTE'
TABLE OF CONTENTS**

INTRODUCTION	A-01	A-02
ABBREVIATIONS		A-03
ALPHABETICAL INDEX	A-04	A-06
WCP37RQ	A-07	F-20
WCP33RQ	F-21	L-04

1993 WCP37RQ INDEX

FLOOR PLAN	A-07	A-08
ACCESSORIES		A-09
AUDIO/VIDEO	A-10	A-12
BATH	A-13	A-16
BEDROOM	A-17	A-20
CHASSIS	A-21	B-18
CURTAIN & CUSHION	B-19	C-06
DINETTE	C-07	C-10
DRIVERS COMPARTMENT	C-11	C-20
ELECTRICAL	C-21	D-02
EXTERIOR BODY	D-03	D-10
GALLEY	D-11	D-17
GENERATOR		D-18
HEATING & A/C	D-19	D-22
INTERIOR FINISH	D-23	E-02
LABELS	E-03	E-10
LP		E-11
LOUNGE	E-12	E-13
SEALANTS & FASTENERS	E-14	E-18
WATER & SEWAGE	E-19	E-24
WINDOW, VENT AND		
EXTERIOR DOOR	F-01	F-18
WINDSHIELD/WIPER	F-19	F-20

WINDOW, VENT & EXTERIOR DOOR GROUP

FANTASTIC VENT

KEY	PART NUMBER	U/M DESCRIPTION
	084079-06-000	EA VENT-EXHAUST, POWERED - OFF WHITE - FANTASTIC VENT (US)
	084079-06-000	EA VENT-EXHAUST, POWERED - OFF WHITE - FANTASTIC VENT (CANADIAN)
	084079-01-700	EA VENT COVER FANTASTIC 1020-19
	084079-01-701	EA SCREEN ASM WHITE FANTASTIC 1030-80
	084079-01-703	EA CRANK-EXTERIOR FANTASTIC 1060-09
	084079-01-704	EA BLADE-FAN FANTASTIC 1070-00
	084079-01-705	EA MOTOR FANTASTIC 1080-00
	084079-01-707	EA SWITCH- SAFETY FANTASTIC 1120-00
	084079-01-709	EA SWITCH-ON & OFF, MAIN POWER FANTASTIC 1100-00
	084079-01-711	EA H-MOLDING, MOTOR MOUNT - PLASTIC
	084079-01-712	EA GARNISH-INTERIOR, 1 7/8" - OFF WHITE

VENTILATOR FAN - U.S.

KEY	PART NUMBER	U/M DESCRIPTION
	064469-09-000	EA VENT-ROOF, POWERED - 14" X 14" - 12V JENSEN 238 FROM: 00-00-00 THRU: 10-04-92
	064469-10-000	EA SCREEN ASM. W/PLASTIC GARNISH JENSEN 239
	064469-03-702	EA LID-VENT WHITE JENSEN 290-WH
	064469-03-705	EA LIFT MECHANISM JENSEN RP-1022
	064469-03-707	EA LIFT MECHANISM MOTOR JENSEN RP-1023
	064469-03-708	EA DRIVE GEAR JENSEN RP-1024
	064469-03-709	EA MOTOR PINION GEAR JENSEN RP-1025
	110051-07-01A	EA VENT-ROOF, POWERED W/LIFT 2" ROOF JENSEN X7238 WHE FROM: 10-05-92 THRU: 99-99-99
	048648-01-000	EA MOTOR-ROOF VENT, 1/8 SHAFT - 12V - JENSEN
	048649-01-000	EA FAN-ROOF VENT, 6 BLADES - 6" - JENSEN
	054469-03-708	EA GEAR-DRIVE JENSEN RP-1024
	064469-03-709	EA GEAR-MOTOR PINION JENSEN RP-1025
	064470-01-700	EA COVER-ROOF VENT JENSEN 7291
	110051-01-701	EA GARNISH W/SCREEN & FRAME-2" JENSEN 29-800-01 FITS 1" AND 2" THICK ROOFS

ENGINE COMPARTMENT

KEY	PART NUMBER	U/M DESCRIPTION
	098527-01-000	EA DOOR-CIRCUIT BREAKERS, UNDER HOOD - METAL - BLACK
	092196-01-000	EA LATCH - 1/4 TURN, T-BAR
	093527-02-000	EA DOOR-FUSES, UNDER HOOD - METAL - BLACK
	093674-01-000	EA PLATE-CIRCUIT BREAKER, HOUSE
	093604-03-000	EA TRAY - BATTERY - AUTO - w/ TWO HEX NUTS - CHEVY
	087201-01-000	EA LIGHT

SKYLIGHT

KEY	PART NUMBER	U/M DESCRIPTION
	077902-01-000	EA COLLAR-SKYLITE, INSIDE - 22 5" X 15.6" - PLASTIC
	050910-01-000	EA COVER-SKYLITE, OUTER - 15.25" X 22.25" - PLASTIC
	081171-01-000	EA TRIM-SKYLITE, OUTER - MILL FINISHED

ROOF VENTS

KEY	PART NUMBER	U/M DESCRIPTION
	083558-04-000	EA VENT-PLUMBING PIPE ROOF, W/COVER - BUFF
	084073-05-000	EA COVER-ROOF VENT, NORCOLD REFRIGERATOR - BUFF
	064073-04-000	EA BASE-ROOF VENT, NORCOLD REFRIGERATOR - BLACK

WINDOW, VENT & EXTERIOR DOOR GROUP (CONTINUED)

POWERED ROOF VENT

KEY	PART NUMBER	U/M DESCRIPTION
	090393-01-Y12	EA VENT-ROOF, POWERED W/O SCREEN FROM: 00-00-00 THRU: 10-04-92
	002825-01-000	EA WEATHER STRIP-ROOF VENT, GRAY
	008195-01-000	EA SWITCH-ROOF VENT, PUSH BUTTON, 12V
	008386-01-000	EA GROMMET-SNAP, 3/8"
	009440-01-000	EA GEAR/ARM-VENT COVER, LIFT
	015911-01-000	EA TRACK-LIFT ARM, SLIDE - ROOF VENT
	048648-01-000	EA MOTOR-ROOF VENT, 1/8 SHAFT - 12V
	048649-01-000	EA FAN-ROOF VENT, 6 BLADES - 6"
	055218-01-000	EA COVER-ROOF VENT
	061603-01-000	EA GROMMET-SNAP, 3/16 ID - 3/8 HOLE - PLASTIC - BLACK
	052639-01-200	EA HINGE-EXTRUSION, ROOF VENT 7"
	052639-01-001	EA HINGE-VENT COVER, 192"
	078785-01-Y12	EA SCREEN-ROOF VENT, POWERED
	002291-02-000	SF SCREENING-ROOF VENT/WINDOW, 16" - BLACK
	002298-02-000	FT SPLINE-VENT/WINDOW SCREEN, .128 DIAMETER - BLACK
	009439-01-000	EA CRANK HANDLE-ROOF VENT
	009439-06-000	EA EXTENSION-CRANK HANDLE, ROOF VENT - .9"
	009439-02-000	EA KNOB-CRANK, WINDOW AND ROOF VENT - BLACK
	009439-07-000	EA SCREW - 8-32 X 1 1/4 PH, BLACK
	110051-07-01A	EA VENT-ROOF, POWER W/LIFT 2" ROOF FROM: 10-05-92 THRU: 99-99-99
	048648-01-000	EA MOTOR - 12V NONVENTED 1/8 SHAFT
	048649-01-000	EA FAN-PLAS- 6 IN 6 BLADED
	064469-03-708	EA GEAR - DRIVE
	064469-03-709	EA GEAR-MOTOR PINION
	064470-01-700	EA COVER ROOF VENT
	110051-01-701	EA GARNISH W/SCREEN & FRAME 2"

NON POWERED ROOF VENT

KEY	PART NUMBER	U/M DESCRIPTION
	090392-01-Y12	EA VENT-ROOF, NON POWERED FROM: 00-00-00 THRU: 10-04-92
	002825-01-000	EA WEATHER STRIP-ROOF VENT, GRAY
	009440-01-000	EA GEAR/ARM-VENT COVER, LIFT
	015911-01-000	EA TRACK-LIFT ARM, SLIDE - ROOF VENT
	055218-01-000	EA COVER-ROOF VENT
	052639-01-001	EA HINGE-VENT COVER, 162"
	009439-01-000	EA CRANK HANDLE-ROOF VENT
	009439-03-000	EA EXTENSION-CRANK HANDLE, ROOF VENT - .9"
	078786-01-Y12	EA SCREEN-ROOF VENT, NON POWERED
	002291-02-000	SF SCREENING-ROOF VENT/WINDOW, 16" - BLACK
	002298-02-000	FT SPLINE-VENT/WINDOW SCREEN, .128 DIAMETER - BLACK
	110051-01-01A	EA VENT-ROOF, NONPOWERED - 2" ROOF - JENSEN 7724 WHE FROM: 10-05-92 THRU: 99-99-99
	002825-01-000	EA WEATHER STRIP-ROOF VENT, GRAY
	009440-01-000	EA GEAR/ARM-VENT COVER, LIFT
	015910-03-000	EA BRACKET-HANDLE, ROOF VENT - OFF WHITE
	015911-01-000	EA TRACK-LIFT ARM, SLIDE - ROOF VENT
	055218-01-000	EA COVER-ROOF VENT
	052639-01-001	EA HINGE-VENT COVER, 16"
	052639-01-200	EA HINGE-EXTRUSION, ROOF VENT 7"
	052639-01-001	EA HINGE-VENT COVER, 16"
	110051-01-701	EA GARNISH W/SCREEN & FRAME-2", JENSEN 29-800-01 FITS 1" AND 2" THICK ROOFS
	110051-01-702	EA LIFT ASM-VENT LID W/O CRANK, JENSEN RP-1000B
	110051-01-703	EA CRANK HANDLE-ROOF VENT, JENSEN RP-1031-B

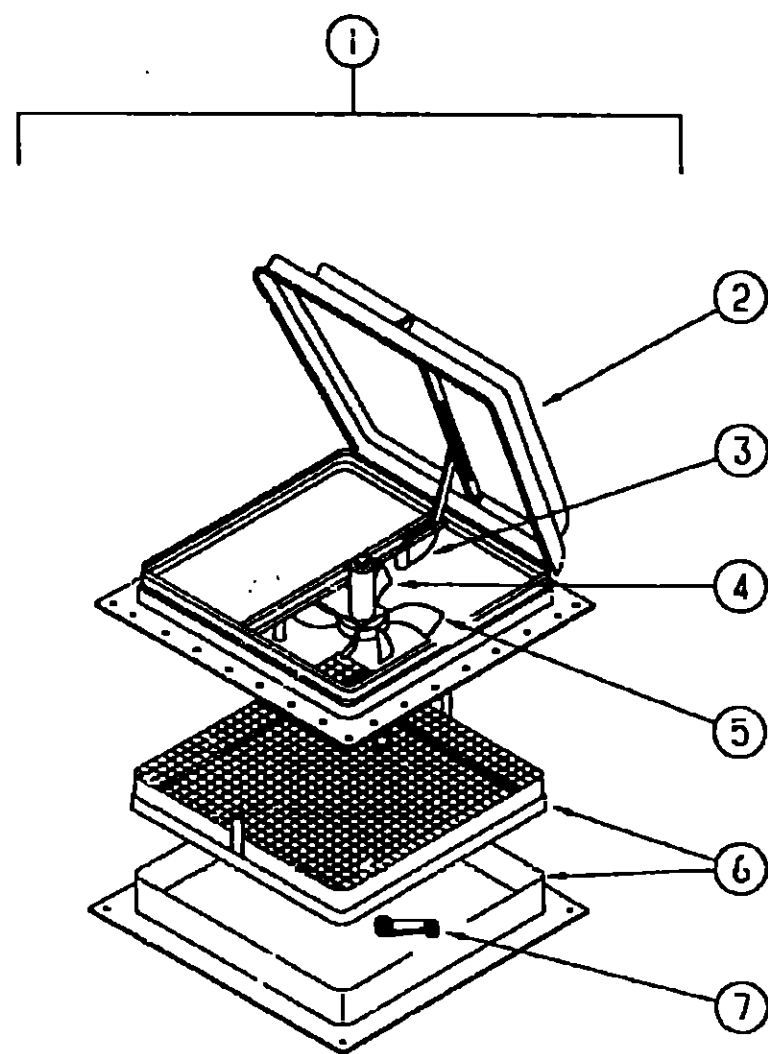
**1993 ELANTE'
TABLE OF CONTENTS**

INTRODUCTION	A-01 -	A-02
ABBREVIATIONS		A-03
ALPHABETICAL INDEX	A-04 -	A-06
WCP37RQ	A-07 -	F-20
WCP33RQ	F-21 -	L-04

1993 WCP37RQ INDEX

FLOOR PLAN	A-07 -	A-08
ACCESSORIES		A-09
AUDIO/VIDEO	A-10 -	A-12
BATH	A-13 -	A-16
BEDROOM	A-17 -	A-20
CHASSIS	A-21 -	B-18
CURTAIN & CUSHION	B-19 -	C-06
DINETTE	C-07 -	C-10
DRIVERS COMPARTMENT	C-11 -	C-20
ELECTRICAL	C-21 -	D-02
EXTERIOR BODY	D-03 -	D-10
GALLEY	D-11 -	D-17
GENERATOR		D-18
HEATING & A/C	D-19 -	D-22
INTERIOR FINISH	D-23 -	E-02
LABELS	E-03 -	E-10
LP		E-11
LOUNGE	E-12 -	E-13
SEALANTS & FASTENERS	E-14 -	E-18
WATER & SEWAGE	E-19 -	E-24
WINDOW, VENT AND		
EXTERIOR DOOR	F-01 -	F-15
WINDSHIELD/WIPER	F-19 -	F-20

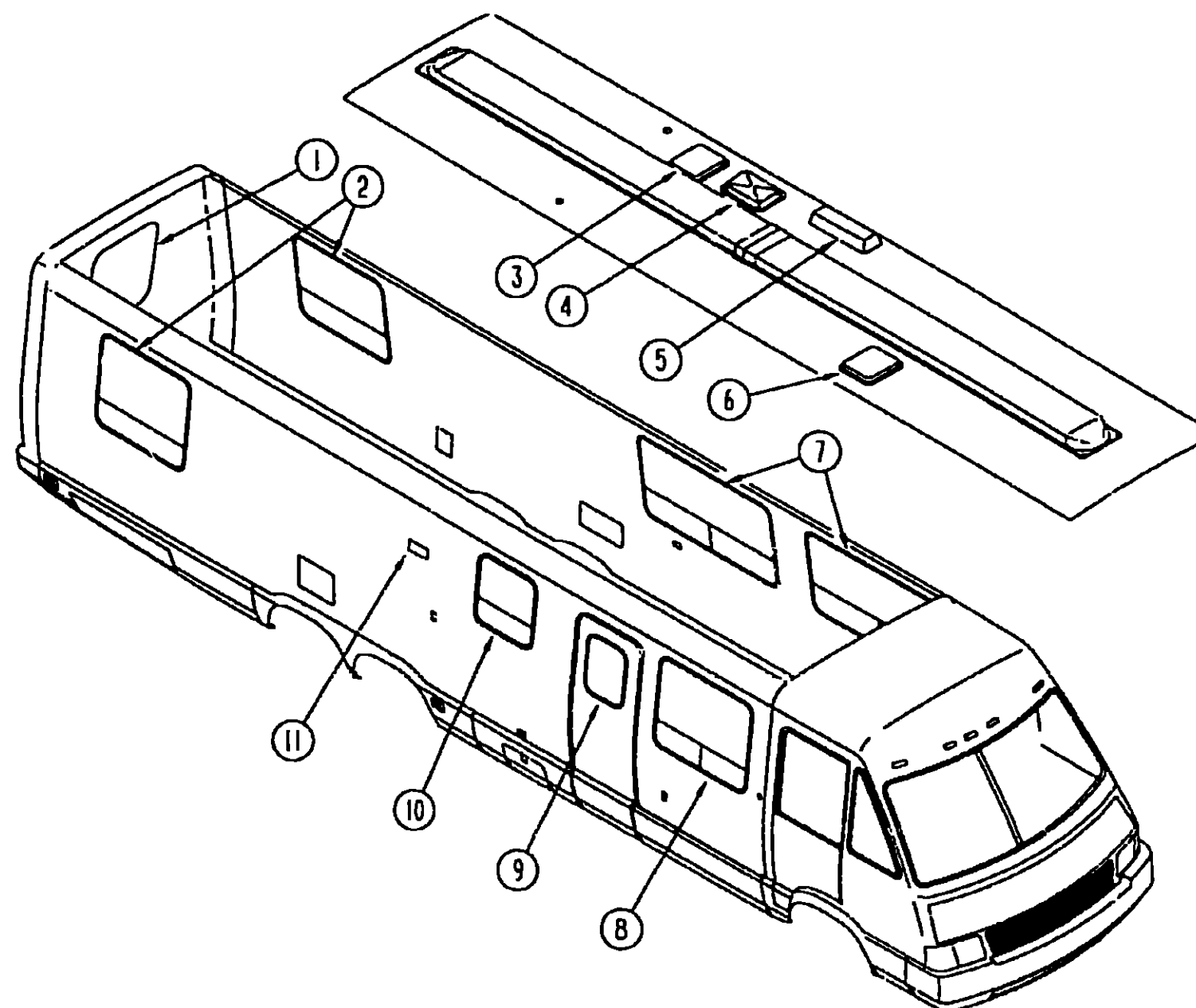
WINDOW, VENT & EXTERIOR DOOR GROUP (CONTINUED)



POWERED ROOF VENT - JENSEN - CANADIAN

KEY	PART NUMBER	U/M DESCRIPTION
1	064469-08-000	EA VENT-ROOF, POWERED - 14" X 14" - 12V - JENSEN C-727 - CSA FROM: 00-00-00 THRU: 10-04-92
1	110051-09-01A	EA VENT-ROOF, POWERED - 2" ROOF - CSA - JENSEN C7757 WHE FROM: 10-05-92 THRU: 99-99-99
2	064469-03-702	EA LID-VENT, WHITE - JENSEN 290-WH FROM: 00-00-00 THRU: 10-04-92
2	064470-01-700	EA COVER-ROOF VENT, JENSEN 7291 FROM: 10-05-92 THRU: 99-99-99
3	064469-03-706	EA LIFT MECHANISM FROM: 00-00-00 THRU: 10-04-92
3	110051-01-702	EA LIFT ASM-VENT LID W/O CRANK, JENSEN RP-1000B FROM: 10-05-92 THRU: 99-99-99
4	048648-01-000	EA MOTOR-ROOF VENT, 1/8 SHAFT - 12V
5	048649-01-000	EA FAN-ROOF VENT, 6 BLADES - 6"
6	110051-01-701	EA GARRISON W/SCREEN & FRAME-2", JENSEN 29-800-01
7	009439-01-000	EA CRANK HANDLE-ROOF VENT FROM: 00-00-00 THRU: 10-04-92
	110051-01-703	EA CRANK HANDLE-ROOF VENT, JENSEN RP-1031-B FROM: 10-05-92 THRU: 99-99-99
	009439-04-000	EA SCREW 8-32 X 1 1/4" POH
	009439-03-000	EA EXTENSION-CRANK HANDLE ROOF VENT - 9" - MILL FROM: 00-00-00 THRU: 10-04-92
	064469-03-708	EA GEAR - DRIVE
	064469-03-709	EA GEAR-MOTOR PINION

WINDOW, VENT & EXTERIOR DOOR GROUP (CONTINUED)



WINDOWS & VENTS

KEY	PART NUMBER	U/M DESCRIPTION
1	096992-01-000	EA GLASS-WINDOW, ESCAPE - 29 9" X 34 7"
	002285-01-000	FT FILLER-WEATHER STRIP, RUBBER - BLACK
	084423-05-000	EA WEATHERSTRIP-VULCANIZED, 1 2" W/LIP X 10' - RUBBER - BLACK
	077066-01-702	EA RED POLY .005 X .500IN X 150'ROLL
2	092235-18-C17	EA WINDOW-SINGLE, TIPOUT - W/O INSIDE FRAME
3	064469-09-000	EA VENT-ROOF, POWERED - 14" X 14" - 12V - U S
4	077902-01-000	EA VENT-ROOF, POWERED - 14" X 14" - 12V - CANADIAN
	050910-01-000	EA COLLAR-SKYLITE, INSIDE - 22.5" X 15.6" - PLASTIC
	031171-01-000	EA COVER-SKYLITE, OUTER - 15 25" X 22 25" - PLASTIC
	084073-05-000	EA TRIM-SKYLITE, OUTER - MILL FINISHED
5	084073-05-000	EA COVER-ROOF VENT, NORCOLD REFRIGERATOR - BUFF
	084073-04-000	EA BASE-ROOF VENT, NORCOLD REFRIGERATOR - BLACK
6	090392-01-Y12	EA VENT-ROOF, NON POWERED FROM: 00-00-00 THRU: 10-04-92
6	110051-01-01A	EA VENT-ROOF, NONPOWERED - 2" ROOF - JENSEN 7724 WHE FROM: 10-05-92 THRU: 99-99-99
7	092234-09-C17	EA WINDOW-DOUBLE, TIPOUT - W/O INSIDE FRAME
8	092234-10-C17	EA WINDOW-DOUBLE, TIPOUT - W/O INSIDE FRAME
9	079733-10-C17	EA WINDOW-PICTURE, W/O INSIDE FRAME - 17" X 25"
10	092235-17-C17	EA WINDOW-SINGLE, TIPOUT - W/O INSIDE FRAME
11	092698-03-04A	EA VENT-RANGE HOOD, EXTERIOR - W/DOOR & SOLENOID - BUFF

**1993 ELANTE'
TABLE OF CONTENTS**

INTRODUCTION	A-01 -	A-02
ABBREVIATIONS		A-03
ALPHABETICAL INDEX	A-04 -	A-06
WCP37RQ	A-07 -	F-20
WCP33RQ	F-21 -	L-04

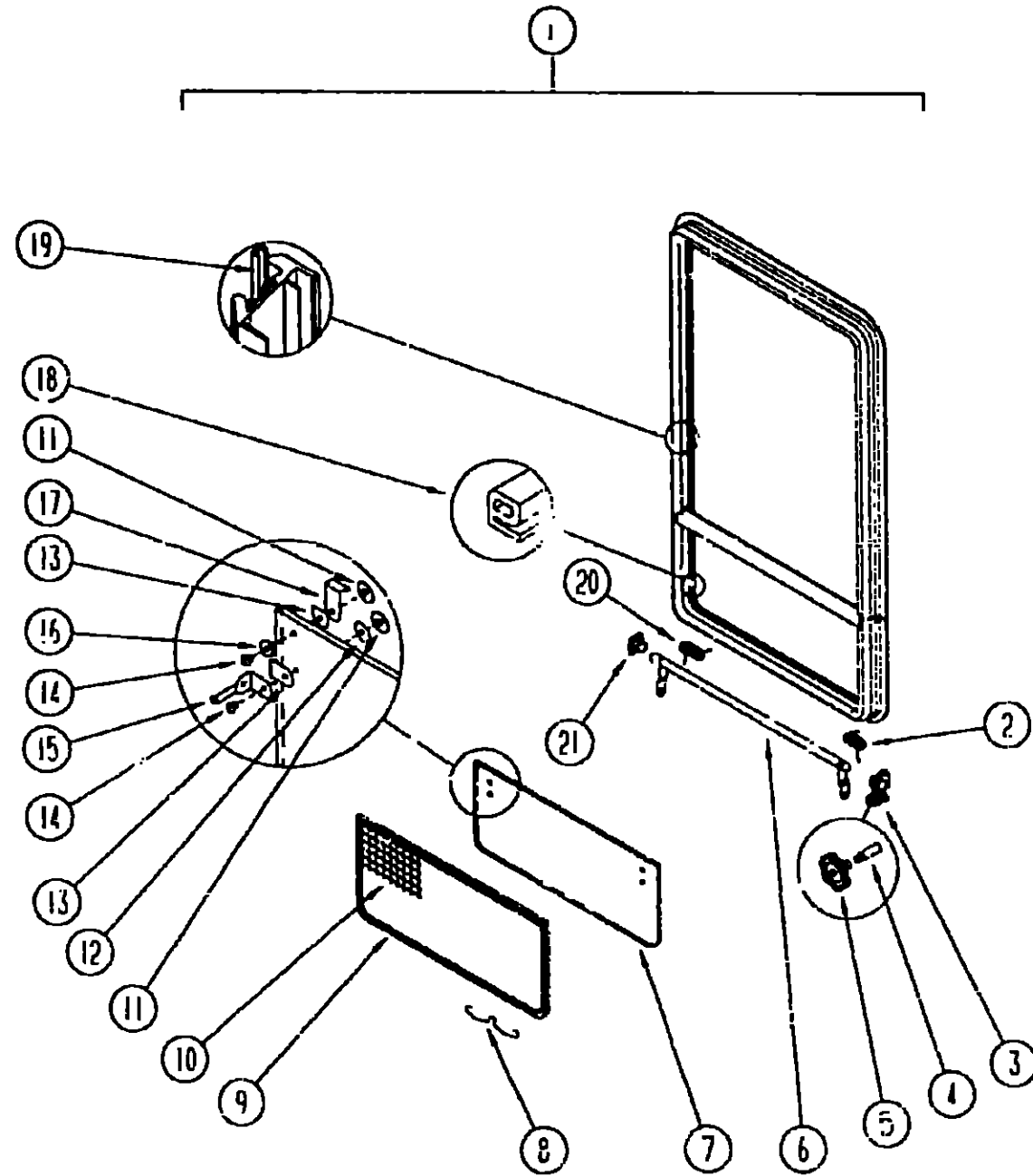
1993 WCP37RQ INDEX

FLOOR PLAN	A-07 -	A-08
ACCESSORIES		A-09
AUDIO/VIDEO	A-10 -	A-12
BATH	A-13 -	A-16
BEDROOM	A-17 -	A-20
CHASSIS	A-21 -	B-18
CURTAIN & CUSHION	B-19 -	C-06
DINETTE	C-07 -	C-10
DRIVERS COMPARTMENT	C-11 -	C-20
ELECTRICAL	C-21 -	D-02
EXTERIOR BODY	D-03 -	D-10
GALLEY	D-11 -	D-17
GENERATOR		D-18
HEATING & A/C	D-19 -	D-22
INTERIOR FINISH	D-23 -	E-02
LABELS	E-03 -	E-10
LP		E-11
LOUNGE	E-12 -	E-13
SEALANTS & FASTENERS	E-14 -	E-18
WATER & SEWAGE	E-19 -	E-24
WINDOW, VENT AND EXTERIOR DOOR	F-01 -	F-18
WINDSHIELD/WIPER	F-19 -	F-20

WINDOW, VENT & EXTERIOR DOOR GROUP (CONTINUED)

SIDE BEDROOM WINDOWS

KEY	PART NUMBER	U/M	DESCRIPTION
	090893-04-02A	EA	FRAME-WINDOW, INSIDE - 40.9" X 33.9" - OFF WHITE
1	092235-18-C17	EA	WINDOW-TIPOUT, W/O INSIDE FRAME - 40.3" X 33.3"
	000G39-06-16T	EA	SCREW-SF/DR, 6-20 X 1 PPH - BLACK
2	080918-01-000	EA	SPRING-TORQUE TUBE, RIGHT
3	035302-02-000	EA	OPERATOR-TORQUE, TIPOUT WINDOW - LEFT
4	009439-06-000	EA	EXTENSION-CRANK HANDLE, WINDOW/ROOF VENT - .9" - BLACK
5	009439-05-000	EA	KNOB-OPERATOR, TIPOUT WINDOW - BLACK
	009439-07-000	EA	SCREW, 8-32 X 1 1/4 POH - BLACK
6	083150-12-000	EA	TUBE ASM. - TORQUE, WINDOW
7	105509-03-000	EA	GLASS-TIPOUT, 9.2" X 40"
8	100168-01-000	EA	CLIP-SPRING, SCREEN
9	100235-04-B07	EA	SCREEN-SINGLE TIPOUT WINDOW
10	080218-03-000	SF	SCREEN-FIBERGLASS, 12" WIDE
	100240-01-000	FT	SPLINE-SCREEN, T-SHAPED
11	086762-01-000	EA	T NUT 10-32
12	068927-03-000	EA	SEAL-WINDOW, RUBBER - ROUND - .80" DIA - BLACK
13	084473-01-000	EA	SEAL-RUBBER, TIPOUT WINDOW
14	086763-01-000	EA	SCREW-MACH, 10 - 32 X 1/4 PTH
15	097578-01-000	EA	LINKAGE-TIPOUT WINDOW
	081649-01-000	EA	RING - SNAP, 7/32 SHAFT DIA.
	084453-01-000	EA	WASHER - .060 X .50 X .135 - PLASTIC
	085315-01-000	EA	RIVET-SHOULDER, TIPOUT WINDOW
15	084453-02-000	EA	WASHER - .060 X .50 X .250 - PLASTIC
17	089913-01-000	EA	HINGE-TIPOUT WINDOW, BLACK
18	084067-02-000	FT	SEAL-E SHAPED, SPONGE - TIPOUT WINDOW - .4" X .4" - BLACK
19	069640-11-000	EA	SEALER-TAPE, 3/16" X 3/8" BLACK
20	080918-02-000	EA	SPRING-TORQUE TUBE, LEFT
21	081354-01-000	EA	SLEEVE-TORQUE TUBE, TIPOUT WINDOW - 1.3" X 1.2" X .7"



GALLEY WINDOW

KEY	PART NUMBER	U/M	DESCRIPTION
	090893-02-02A	EA	FRAME-WINDOW, INSIDE - 25.4" X 25.5" - OFF WHITE
1	092235-17-C17	EA	WINDOW-TIPOUT, W/O INSIDE FRAME - 24.7" X 24.9"
	000G39-06-16T	EA	SCREW-SF/DR, 6-20 X 1 PPH - BLACK
2	080918-01-000	EA	SPRING-TORQUE TUBE, RIGHT
3	035302-02-000	EA	OPERATOR-TORQUE, TIPOUT WINDOW - LEFT
4	009439-06-000	EA	EXTENSION-WINDOW CONTROL
5	009439-05-000	EA	KNOB-OPERATOR, TIPOUT WINDOW - BLACK
6	083150-09-000	EA	TUBE ASM. - TORQUE, WINDOW
7	105509-02-000	EA	GLASS-TIPOUT, 9.2" X 24.5"
8	100168-01-000	EA	CLIP-SPRING, SCREEN
9	100235-02-B07	EA	SCREEN-SINGLE TIPOUT WINDOW
10	080218-03-000	SF	SCREEN-FIBERGLASS, 12" WIDE
	100240-01-000	FT	SPLINE-SCREEN, T-SHAPED
11	086762-01-000	EA	T NUT 10-32
12	068927-03-000	EA	SEAL-WINDOW, RUBBER - ROUND - .80" DIA - BLACK
13	084473-01-000	EA	SEAL-RUBBER, TIPOUT WINDOW
14	086763-01-000	EA	SCREW-MACH, 10 - 32 X 1/4 PTH
15	097578-01-000	EA	LINKAGE-TIPOUT WINDOW
	081649-01-000	EA	RING - SNAP, 7/32 SHAFT DIA.
	084453-01-000	EA	WASHER - .060 X .50 X .135 - PLASTIC
	085315-01-000	EA	RIVET-SHOULDER, TIPOUT WINDOW
16	084453-02-000	EA	WASHER - .060 X .50 X .250 - PLASTIC
17	089913-01-000	EA	HINGE-TIPOUT WINDOW, BLACK
18	084067-01-000	FT	SEAL-E SHAPED, SPONGE - TIPOUT WINDOW - .4" X .4" - BLACK
19	069640-11-000	EA	SEALER-TAPE, 3/16" X 3/8" BLACK
20	080918-02-000	EA	SPRING-TORQUE TUBE, LEFT
21	081354-01-000	EA	SLEEVE-TORQUE TUBE, TIPOUT WINDOW - 1.3" X 1.2" X .7"

1993 ELANTE' TABLE OF CONTENTS

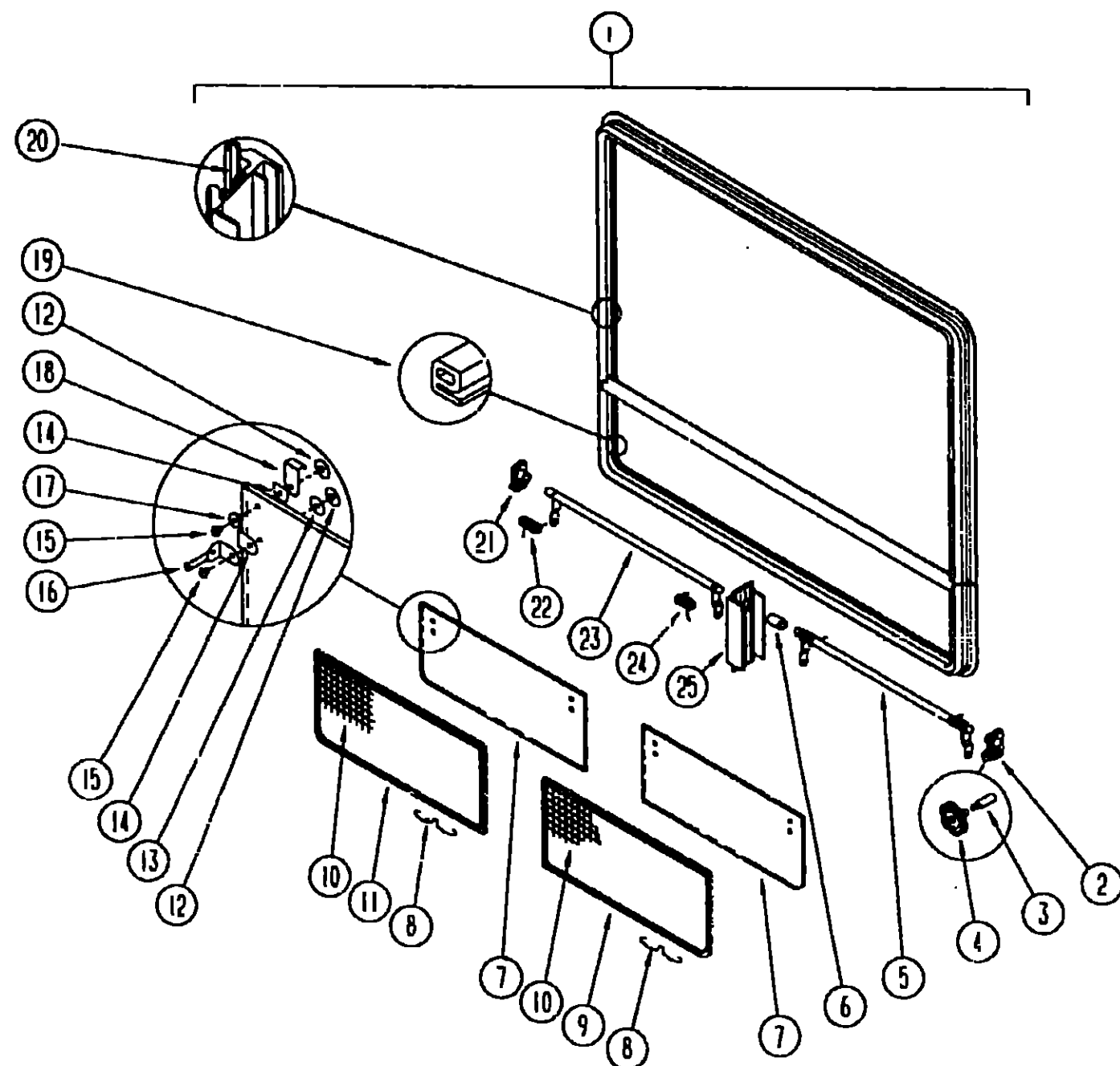
INTRODUCTION	A-01 -	A-02
ABBREVIATIONS		A-03
ALPHABETICAL INDEX	A-04 -	A-06
WCP37RQ	A-07 -	F-20
WCP33RQ	F-21 -	L-04

1993 WCP37RQ INDEX

FLOOR PLAN	A-07 -	A-08
ACCESSORIES		A-09
AUDIO/VIDEO	A-10 -	A-12
BATH	A-13 -	A-16
BEDROOM	A-17 -	A-20
CHASSIS	A-21 -	B-18
CURTAIN & CUSHION	B-19 -	C-06
DINETTE	C-07 -	C-10
DRIVER'S COMPARTMENT	C-11 -	C-20
ELECTRICAL	C-21 -	D-02
EXTERIOR BODY	D-03 -	D-10
GALLEY	D-11 -	D-17
GENERATOR		D-18
HEATING & A/C	D-19 -	D-22
INTERIOR FINISH	D-23 -	E-02
LABELS	E-03 -	E-10
LP		E-11
LOUNGE	E-12 -	E-13
SEALANTS & FASTENERS	E-14 -	E-18
WATER & SEWAGE	E-19 -	E-24
WINDOW, VENT AND EXTERIOR DOOR	F-01 -	F-18
WINDSHIELD/WIPEH	F-19 -	F-20

WINDOW, VENT & EXTERIOR DOOR GROUP (CONTINUED)

DINETTE & LOUNGE WINDOWS DRIVER SIDE



KEY	PART NUMBER	U/M	DESCRIPTION
1	090893-10-02A	EA	FRAME-WINDOW, INSIDE - 60.9" X 33.9" - OFF WHITE
1	092234-09-C17	EA	WINDOW-TIPOUT, DOUBLE - W/O INSIDE FRAME - 33 3/4" X 60 3/4"
2	000G39-06-16T	EA	SCREW-SF/DR, 6-20 X 1 PPH - BLACK
2	035302-02-000	EA	OPERATOR-TORQUE, TIPOUT WINDOW - LEFT
3	009439-06-000	EA	EXTENSION-WINDOW CONTROL
4	009439-05-000	EA	KNOB-OPERATOR, TIPOUT WINDOW - BLACK
5	083227-08-000	EA	TUBE-TORQUE, WINDOW - RIGHT
6	088816-51-001	EA	TUBE-EXTRUDED, .02" ID X .035" OD X 1.2" LONG - ALUMINUM
7	105309-05-000	EA	GLASS-TIPOUT, 9.2" X 29.9"
8	100168-01-000	EA	CLIP-SPRING, SCREEN
9	100234-05-B07	EA	SCREEN-DOUBLE TIPOUT WINDOW, FRONT PASS SIDE/REAR PASS SIDE
10	080218-03-000	SF	SCREEN-FIBERGLASS, 12" WIDE
10	100240-01-000	FT	SPLINE-SCREEN, T-SHAPED
10	081377-01-700	EA	ADHESIVE-CYANOACRYLATE, 10 GRAM TUBE
11	100234-08-B07	EA	SCREEN-DOUBLE TIPOUT WINDOW, REAR DR SIDE/FRONT PASS SIDE
12	086762-01-000	EA	T NUT 10-32
13	068927-03-000	EA	SEAL-WINDOW, RUBBER - ROUND - 80" DIA. - BLACK
14	084473-01-000	EA	SEAL-RUBBER, TIPOUT WINDOW
15	086763-01-000	EA	SCREW-MACH, 10 - 32 X 1/4 PTI
16	097578-01-000	EA	LINKAGE-TIPOUT WINDOW
16	084453-01-000	EA	WASHER - .060 X .50 X .135 - PLASTIC
16	085315-01-000	EA	RIVET-SHOULDER, TIPOUT WINDOW
16	081649-01-000	EA	RING-SNAP, 7/32 SHAFT DIAMETER
17	101289-01-01A	EA	SCREW-MACHINE, 8-32 X 4 - POH - BRASS - FOR EXTENDED KNOB
17	084453-02-000	EA	WASHER - .050 X .50 X .135 - PLASTIC
18	089913-01-000	EA	HINGE-TIPOUT WINDOW, BLACK
19	084067-02-000	FT	SEAL-E SHAPED, SPONGE - TIPOUT WINDOW - .4" X .4" - BLACK
20	069540-11-000	EA	SEALER-TAPE, 3/16" X 3/8" BLACK
21	035302-01-000	EA	OPERATOR-TORQUE, TIPOUT WINDOW - RIGHT
21	038886-01-000	EA	TAPE-BUTYL, .31" X .31" X 148" LONG
22	080918-02-000	EA	SPRING-TORQUE TUBE, LEFT
23	083228-08-000	EA	TUBE-TORQUE, WINDOW - LEFT
24	080918-01-000	EA	SPRING-TORQUE TUBE, RIGHT
25	088803-01-01A	EA	MULLION-VERTICAL, 9 5/8" LONG - ALUMINUM - BLACK

1993 ELANTE' TABLE OF CONTENTS

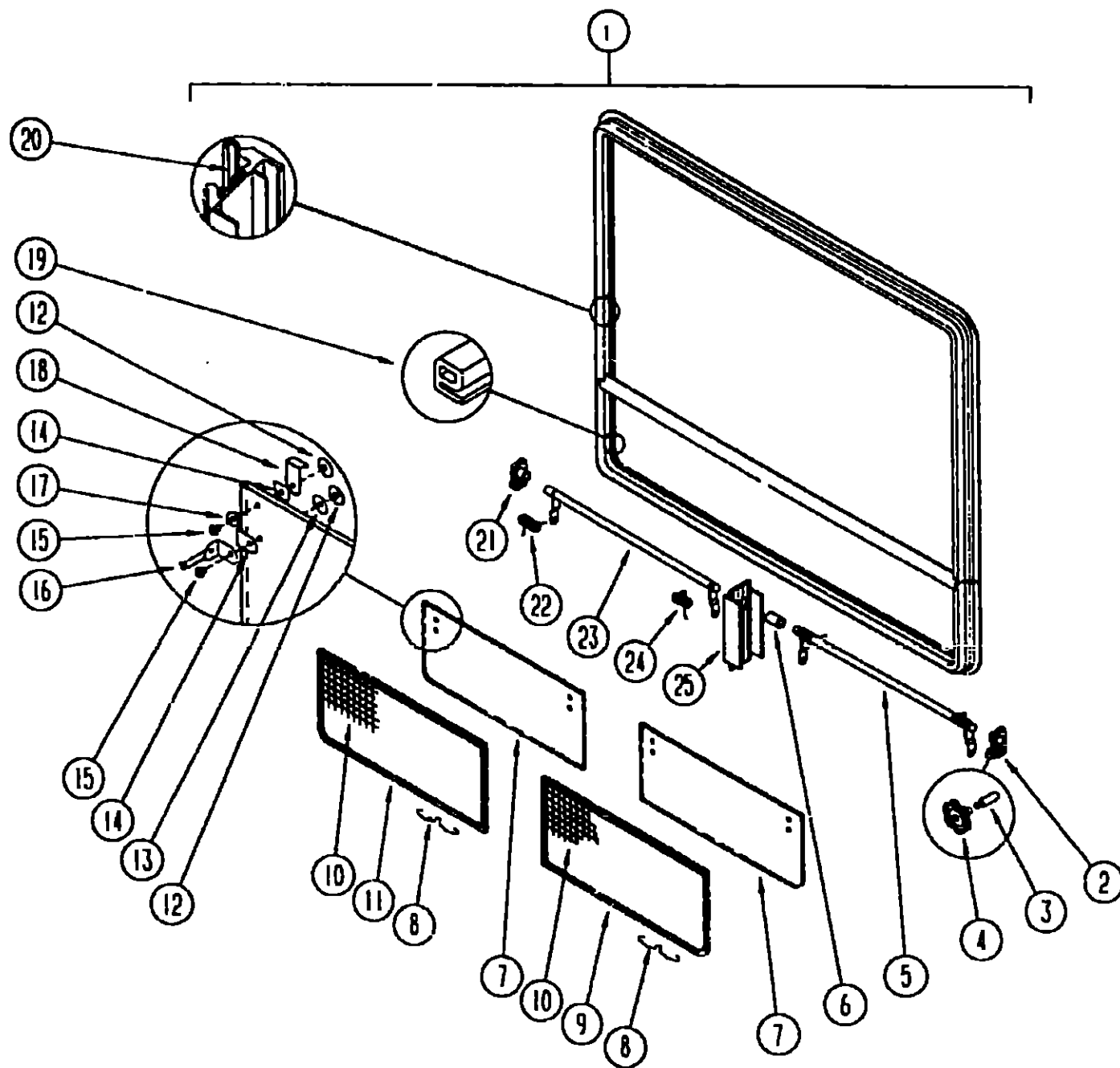
INTRODUCTION	A-01 -	A-02
ABBREVIATIONS		A-03
ALPHABETICAL INDEX	A-04 -	A-06
WCP37RQ	A-07 -	F-20
WCP33RQ	F-21 -	L-04

1993 WCP37RQ INDEX

FLOOR PLAN	A-07 -	A-08
ACCESSORIES		A-09
AUDIO/VIDEO	A-10 -	A-12
BATH	A-13 -	A-16
BEDROOM	A-17 -	A-20
CHASSIS	A-21 -	B-18
CURTAIN & CUSHION	B-19 -	C-06
DINETTE	C-07 -	C-10
DRIVERS COMPARTMENT	C-11 -	C-20
ELECTRICAL	C-21 -	D-02
EXTERIOR BODY	D-03 -	D-10
GALLEY	D-11 -	D-17
GENERATOR		D-18
HEATING & A/C	D-19 -	D-22
INTERIOR FINISH	D-23 -	E-02
LABELS	E-03 -	E-10
LP		E-11
LOUNGE	E-12 -	E-13
SEALANTS & FASTENERS	E-14 -	E-18
WATER & SEWAGE	E-19 -	E-24
WINDOW, VENT AND EXTERIOR DOOR	F-01 -	F-18
WINDSHIELD/WIPER	F-19 -	F-20

WINDOW, VENT & EXTERIOR DOOR GROUP (CONTINUED)

PASS. SIDE LOUNGE WINDOW



KEY	PART NUMBER	U/M	DESCRIPTION
1	090893-16-02A	EA	FRAME-WINDOW, INSIDE - 33.9" X 41.9" - OFF WHITE
1	092234-10-C17	EA	WINDOW-TIPOUT, DOUBLE - W/O INSIDE FRAME - 33.3" X 41.3"
	000G39-06-16T	EA	SCREW-SF/DR, 6-20 X 1 PPH - BLACK
2	035302-02-000	EA	OPERATOR-TORQUE, TIPOUT WINDOW - LEFT
3	009439-06-000	EA	EXTENSION-WINDOW CONTROL
4	009439-05-000	EA	KNOB-OPERATOR, TIPOUT WINDOW - BLACK
5	083227-06-000	EA	TUBE-TORQUE, WINDOW - RIGHT
6	088816-51-001	EA	TUBE-EXTRUDED, .02"ID X .035"OD X 1.2" LONG - ALUMINUM
7	105509-04-000	EA	GLASS-TIPOUT, 9.2" X 20.4"
8	100168-01-000	EA	CLIP-SPRING, SCREEN
9	100234-02-B07	EA	SCREEN-DOUBLE TIPOUT WINDOW, FRONT DR SIDE/REAR PASS SIDE
10	080218-03-000	SF	SCREEN-FIBERGLASS, 12" WIDE
	100240-01-000	FT	SPLINE-SCREEN, T-SHAPED
	091377-01-700	EA	ADHESIVE-CYANOACRYLATE, 10 GRAM TUBE
11	100234-01-B07	EA	SCREEN-DOUBLE TIPOUT WINDOW, REAR DR SIDE/FRONT PASS SIDE
12	086762-01-000	EA	T NUT 10-32
13	068927-03-000	EA	SEAL-WINDOW, RUBBER - ROUND - .80" DIA. - BLACK
14	084473-01-000	EA	SEAL-RUBBER, TIPOUT WINDOW
15	086763-01-000	EA	SCREW-MACH, 10 - 32 X 1/4 PTH
16	097578-01-000	EA	LINKAGE-TIPOUT WINDOW
	084453-01-000	EA	WASHER - .060 X .50 X .135 - PLASTIC
	085315-01-000	EA	RIVET-SHOULDER, TIPOUT WINDOW
	081649-01-000	EA	RING-SNAP, 7/32 SHAFT DIAMETER
	101289-01-01A	EA	SCREW-MACHINE, 8-32 X 4 - POH - BRASS - FOR EXTENDED KNOB
17	084453-02-000	EA	WASHER - .060 X .50 X .135 - PLASTIC
18	089913-01-000	EA	HINGE-TIPOUT WINDOW, BLACK
19	084067-02-000	FT	SEAL-E SHAPED, SPONGE - TIPOUT WINDOW - .4" X .4" - BLACK
20	069640-11-000	EA	SEALER-TAPE, 3/16" X 1/8" BLACK
21	035302-01-000	EA	OPERATOR-TORQUE, TIPOUT WINDOW - RIGHT
	038886-01-000	EA	TAPE-BUTYL, .31" X .31" X 148" LONG
22	080918-02-000	EA	SPRING-TORQUE TUBE, LEFT
23	083228-06-000	EA	TUBE-TORQUE, WINDOW - REAR
24	080918-01-000	EA	SPRING-TORQUE TUBE, RIGHT
25	088803-01-01A	EA	MULLION-VERTICAL, 9.5" LONG - ALUMINUM - BLACK

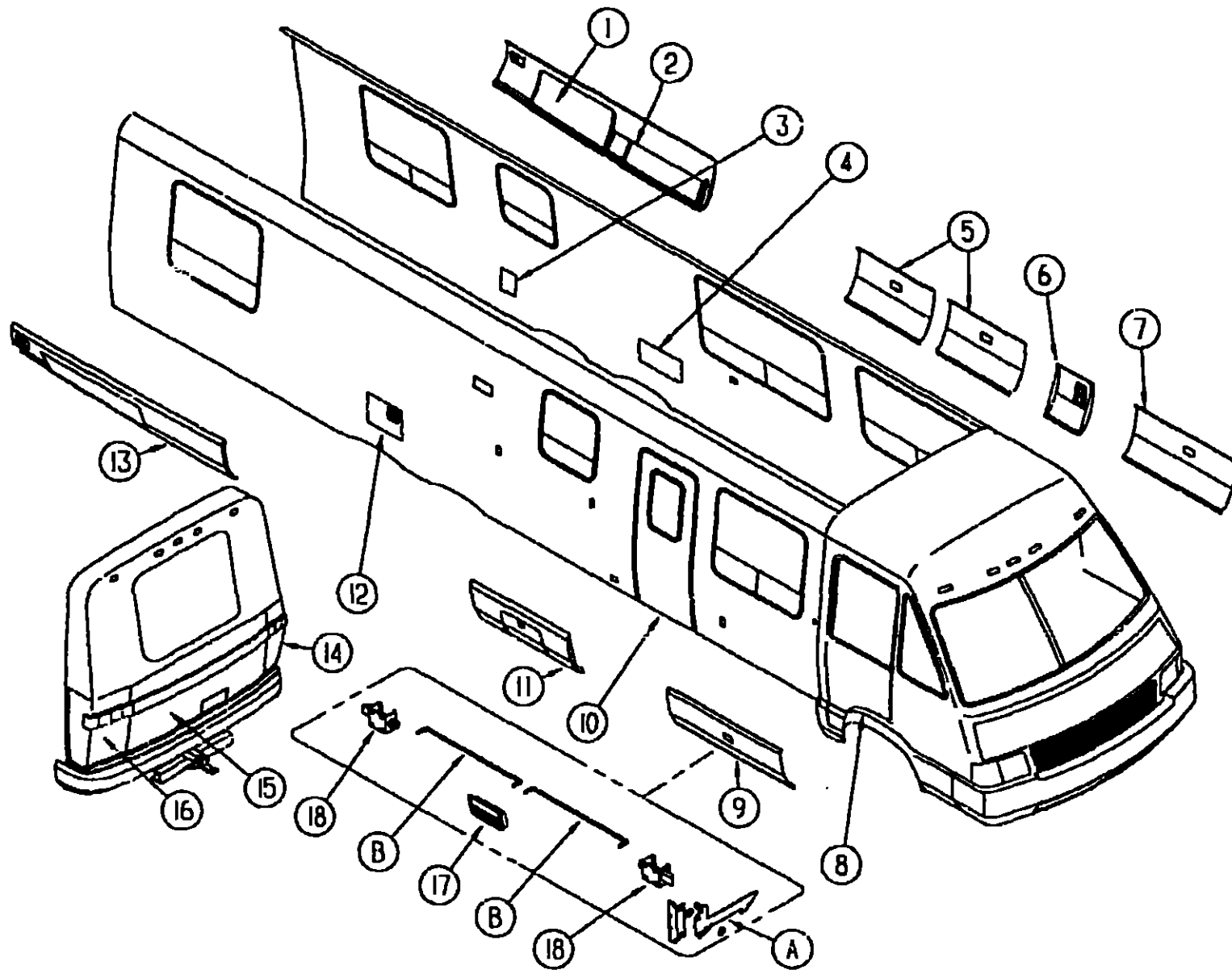
1993 ELANTE' TABLE OF CONTENTS

INTRODUCTION	A-01 -	A-02
ABBREVIATIONS		A-03
ALPHABETICAL INDEX	A-04 -	A-06
WCP37RQ	A-07 -	F-20
WCP33RQ	F-21 -	L-04

1993 WCP37RQ INDEX

FLOOR PLAN	A-07 -	A-08
ACCESSORIES		A-09
AUDIO/VIDEO	A-10 -	A-12
BATH	A-13 -	A-16
BEDROOM	A-17 -	A-20
CHASSIS	A-21 -	B-18
CURTAIN & CUSHION	B-19 -	C-06
DINETTE	C-07 -	C-10
DRIVERS COMPARTMENT	C-11 -	C-20
ELECTRICAL	C-21 -	D-02
EXTERIOR BODY	D-03 -	D-10
GALLEY	D-11 -	D-17
GENERATOR		D-18
HEATING & A/C	D-19 -	D-22
INTERIOR FINISH	D-23 -	E-02
LABELS	E-03 -	E-10
LP		E-11
LOUNGE	E-12 -	E-13
SEALANTS & FASTENERS	F-14 -	E-18
WATER & SEWAGE	E-19 -	E-24
WINDOW, VENT AND EXTERIOR DOOR	F-01 -	F-18
WINDSHIELD/WIPER	F-19 -	F-20

WINDOW, VENT & EXTERIOR DOOR GROUP (CONTINUED)
EXTERIOR DOORS & DRAWER COMPARTMENTS



KEY	PART NUMBER	U/M DESCRIPTION
8	M01595-17-D22	EA DOOR-CAB. PASSENGER - W/O JAMB - BUFF (D22) FROM: 10-05-92 THRU: 11-01-92
8	M01595-17-D21	EA DOOR-CAB. PASSENGER - W/O JAMB - BUFF (D22) FROM: 11-02-92 THRU: 99-99-99
8	M01596-15-C18	EA DOOR-CAB. DRIVER - W/O JAMB - BUFF (D21,D23,D44,D45) FROM: 00-00-00 THRU: 10-04-92
8	M01596-17-D21	EA DOOR-CAB. DRIVER - W/O JAMB - BUFF (D21,D23,D44,D45) FROM: 10-05-92 THRU: 99-99-99
8	M01596-15-C17	EA DOOR-CAB. DRIVER - W/O JAMB - BUFF (D22) FROM: 00-00-00 THRU: 10-04-92
8	M01596-17-D22	EA DOOR-CAB. DRIVER - W/O JAMB - BUFF (D22) FROM: 10-05-92 THRU: 11-01-92
8	M01596-17-D21	EA DOOR-CAB. DRIVER - W/O JAMB - BUFF (D22) FROM: 11-02-92 THRU: 99-99-99
8	M01596-16-D21	EA DOOR-CAB. DRIVER - W/O JAMB - BUFF - W/LEVELING OPTION (D21,D23,D44,D45) FROM: 00-00-00 THRU: 10-04-92
8	M01596-18-D21	EA DOOR-CAB. DRIVER - W/O JAMB - BUFF - W/LEVELING OPTION (D21,D23,D44,D45) FROM: 10-05-92 THRU: 99-99-99
8	M01596-16-D22	EA DOOR-CAB. DRIVER - W/O JAMB - BUFF - W/LEVELING OPTION (D22) FROM: 00-00-00 THRU: 10-04-92
8	M01596-18-D22	EA DOOR-CAB. DRIVER - W/O JAMB - BUFF - W/LEVELING OPTION (D22) FROM: 10-05-92 THRU: 11-01-92
8	M01596-18-D21	EA DOOR-CAB. DRIVER - W/O JAMB - BUFF - W/LEVELING OPTION (D22) FROM: 11-02-92 THRU: 99-99-99
9	101179-03-C17	EA PANEL-COMPARTMENT, W/LATCH, BOLT & ROD - 59.7" - PLASTIC
9A	103109-02-B16	EA DRAWER CATCH
9B	101356-02-000	EA ROD-LINKAGE, LATCH - 19.1" - STEEL
10	M05648-03-D21	EA DOOR-ENTRY, W/SCREEN DOOR - W/O JAMB - BUFF (D21,D22,D23)
10	M05648-03-D44	EA DOOR-ENTRY, W/SCREEN DOOR - W/O JAMB - BUFF (D44,D45)
11	085031-01-C17	EA DOOR ASM-VALANCE ACCESS
12	052009-04-000	EA DOOR-WATER HEATER, 18" X 14.6" - METAL - BUFF
13	085034-01-C17	EA DOOR ASM-VALANCE STORAGE
	076767-06-000	EA CABLE-SUPPORT, 25.6" - STAINLESS STEEL
	077486-02-000	EA LOCK-KEY TYPE, W/O KEY
	082684-01-700	EA KEY
	034007-95-000	EA HINGE-PIANO, 1.5" X 96" - ALUMINUM - BUFF
	009065-01-000	EA HINGE-ALUMINUM, 1 1/2" X 96" - UNPAINTED
	088727-01-000	EA CABLE-STEEL, W/SPRING - 25.5" LONG
14	102314-04-02A	EA DOOR-REAR CAP, W/LIGHTS - PASSENGER SIDE - FIBERGLASS - BUFF
15	P05490-01-C17	EA DOOR-REAR CAP, CENTER - FIBERGLASS - BUFF
	102319-02-01A	EA DOOR-COMPARTMENT, CENTER - BACKWALL - FIBERGLASS - BUFF
	102325-02-05A	EA HINGE-TRUNK DOOR, 6" - BUFF
	102325-03-02A	EA HINGE-TRUNK DOOR, BUFF FROM: 00-00-00 THRU: 01-31-93
	102330-01-000	EA LATCH-SINGLE HOLE, VISE ACTION - KEY OPERATED FROM: 02-01-93 THRU: 99-99-99
	102328-01-000	EA KEY SOUTHCO E3-216-715-19
	102378-01-02A	EA WASHER-BLACK
16	102314-03-02A	EA DOOR-REAR CAP, W/LIGHTS - DRIVER SIDE - FIBERGLASS - BUFF
17	101355-01-03A	EA PADDLE LATCH ASM.
18	101348-01-000	EA LATCH SLIDE BOLT LEFT OR RIGHT SIDE
	102265-01-000	EA CLIP - ROD END - 5/32"
	081240-09-000	EA DOOR-WATER FILL, LOCKABLE - BUFF
	P03630-01-000	EA DOOR-COMPARTMENT, SEWER - 32.7" X 7" METAL

**1993 ELANTE'
TABLE OF CONTENTS**

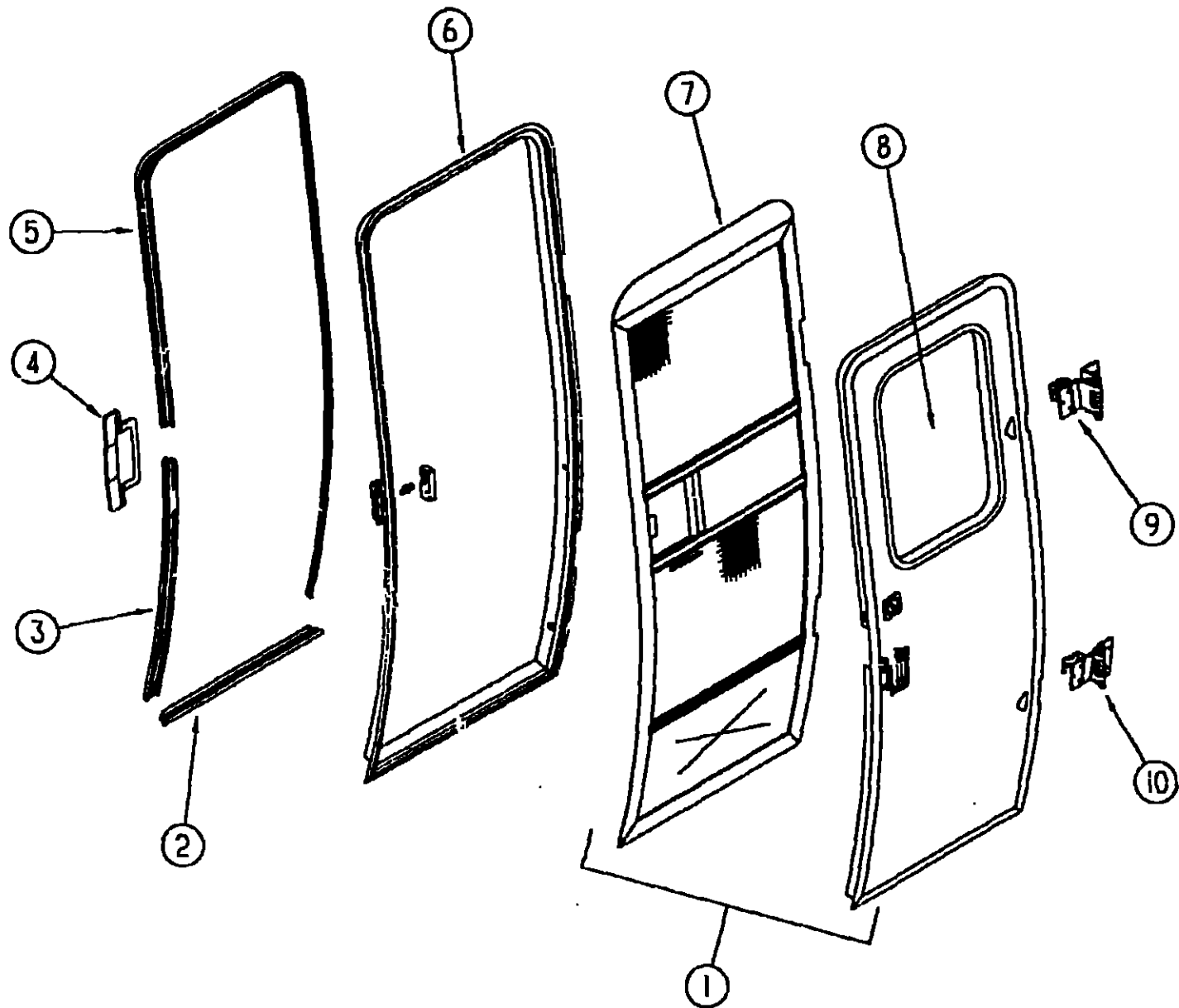
INTRODUCTION	A-01 -	A-02
ABBREVIATIONS		A-03
ALPHABETICAL INDEX	A-04 -	A-06
WCP37RQ	A-07 -	F-20
WCP33RQ	F-21 -	L-04

1993 WCP37RQ INDEX

FLOOR PLAN	A-07 -	A-08
ACCESSORIES		A-09
AUDIO/VIDEO	A-10 -	A-12
BATH	A-13 -	A-16
BEDROOM	A-17 -	A-20
CHASSIS	A-21 -	B-18
CURTAIN & CUSHION	B-19 -	C-06
DINETTE	C-07 -	C-10
DRIVERS COMPARTMENT	C-11 -	C-20
ELECTRICAL	C-21 -	D-02
EXTERIOR BODY	D-03 -	D-10
GALLEY	D-11 -	D-17
GENERATOR		D-18
HEATING & A/C	D-19 -	D-22
INTERIOR FINISH	D-23 -	E-02
LABELS	E-03 -	E-10
LP		E-11
LOUNGE	E-12 -	E-13
SEALANTS & FASTENERS	E-14 -	E-18
WATER & SEWAGE	E-19 -	E-24
WINDOW, VENT AND EXTERIOR DOOR	F-01 -	F-18
WINDSHIELD/WIPER	F-19 -	F-20

KEY	PART NUMBER	U/M DESCRIPTION
1	085040-03-C17	EA DOOR ASM-GENERATOR/LUGGAGE
	042442-02-000	EA LATCH-TWIST TYPE, NON-LOCKING
	089329-01-000	EA CLIP-SPRING, 3/8" - METAL
2	088369-02-C17	EA DOOR ASM-ACCESS
3	078010-11-000	EA DOOR-FUEL FILL, 7.3" X 9.8" - PLASTIC - BUFF
4	084103-06-000	EA DOOR-REFRIGERATOR, VENTED - W/O JAMB - BUFF
	084104-06-000	EA JAMB-DOOR, REFRIGERATOR - BUFF
	084104-01-700	EA LOCK-MALE, FASTENER - REFRIGERATOR DOOR
	084104-01-701	EA LOCK-FEMALE, FASTENER - REFRIGERATOR DOOR
5	101179-01-C17	EA PANEL-COMPARTMENT, W/LATCH, BOLT & ROD - 36.6" - PLASTIC
5A	103109-02-B16	EA DRAWER CATCH
5B	101356-01-000	EA ROD-LINKAGE, LATCH - 13.4" - STEEL
	102266-01-000	EA PUSHNUT-RING, RETAIN 5/32
	108678-01-000	EA GASKET-LATCH
6	101209-01-C17	EA PANEL-VALANCE, FURNACE VENT - 16.6" - FIBERGLASS - BUFF
7	101179-02-C17	EA PANEL-COMPARTMENT, W/LATCH, BOLT & ROD - 47.6" - PLASTIC
7A	103109-02-B16	EA DRAWER CATCH
7B	101356-02-000	EA ROD-LINKAGE, LATCH - 19.1" - STEEL
8	M01595-15-C18	EA DOOR-CAB. PASSENGER - W/O JAMB - BUFF (D21,D23,D44,D45) FROM: 00-00-00 THRU: 10-04-92
8	M01595-17-D21	EA DOOR-CAB. PASSENGER - W/O JAMB - BUFF (D21,D23,D44,D45) FROM: 10-05-92 THRU: 99-99-99
8	M01595-15-C17	EA DOOR-CAB. PASSENGER - W/O JAMB - BUFF (D22) FROM: 00-00-00 THRU: 10-04-92

WINDOW, VENT & EXTERIOR DOOR GROUP (CONTINUED)
ENTRANCE DOOR W/POWER LOCK



KEY	PART NUMBER	U/M DESCRIPTION
1	M05648-03-D21	EA DOOR-ENTRY, W/SCREEN DOOR - W/O JAMB - BUFF (D21.D22.D23)
1	M05643-03-D44	EA DOOR-ENTRY, W/SCREEN DOOR - W/O JAMB - BUFF (D44.D45)
	091876-01-000	EA RETAINER-DOOR, 1.9" X .8" - METAL
2	086905-03-000	EA TRIM-THRESHOLD, BOTTOM ENTRY DOOR - 1.2" X 28" - OFF WHITE
3	M01670-03-B16	EA TRIM-ENTRY DOOR, W/ROLLER STRIKE - INNER REAR SIDE - METAL
4	085739-02-000	EA COVER-STRIKE, ENTRY DOOR - 3.3" X 12.4" - PLASTIC - OFF WHITE
5	M01671-03-B16	EA TRIM-ENTRY DOOR, INNER TOP & FRONT - METAL - BEIGE
6	076947-03-000	EA JAMB-ENTRY DOOR, EXTERIOR - BOTTOM, SIDES & TOP W/DRIP CAP
7	084389-01-AF1	EA DOOR-SCREEN, ENTRY - COMPLETE W/SLIDER
	085276-02-000	EA SLIDER-SCREEN DOOR, 13.5" X 10.3" - PLASTIC - OFF WHITE
	002293-02-000	SF SCREENING-WINDOW/DOOR, 26" - CHARCOAL
	002294-01-000	FT SPLINE-SCREENING, .135" X .138" - BLACK
	084098-01-000	EA TRANSITION-FRAME, SCREEN DOOR - ALUMINUM - BEIGE
	109403-01-000	EA CATCH-ASM-SINGLE ROLLER
	076912-03-000	EA PANEL-INSERT, LOWER SCREEN DOOR - LEATHER GRAIN ALUMINUM
	076914-06-000	EA PANEL-INSERT, CENTER SCREEN DOOR - LEATHER GRAIN ALUMINUM
	078777-01-000	EA CHANNEL-SLIDE, SCREEN DOOR CENTER SLIDER COVER
8	079733-10-C17	EA WINDOW-PICTURE, W/O INSIDE FRAME - 17" X 25"
	067609-32-000	EA FRAME-WINDOW, ENTRY DOOR - OFF WHITE
	105505-01-000	EA GLASS PICTURE, ENTRY DOOR - 24" X 16.3" - GRAY TINT
	087561-01-000	FT EXTR-VINYL SEAL, TIPOUT/SLIDE
9	084097-05-000	EA HINGE-ENTRY DOOR, UPPER - BUFF
10	084096-06-000	EA HINGE-ENTRY DOOR, LOWER - BUFF
	076810-01-000	EA GASKET-HINGE, ENTRY DOOR
	102237-02-01A	EA LATCH-PASSENGER DOOR, INSIDE - BLACK
	092927-07-000	EA LATCH-PASSENGER DOOR, MECHANISM
	102236-02-04A	EA LATCH-CAB DOOR, OUTSIDE - BUFF
	102265-01-000	EA CLIP-ROD END, 5/32" - PLASTIC - BLACK
	102370-01-000	EA ROD-LOCK, OUTSIDE - ENTRY DOOR - 1.7" X .18" DIA - METAL
	102370-02-000	EA ROD-RELEASE, OUTSIDE - ENTRY DOOR - 3.5" X .18" - METAL
	102370-03-000	EA ROD-RELEASE, INSIDE - ENTRY DOOR - 4.4" X .18" DIA - METAL
	102409-01-000	EA ROD-ELECTRIC LOCK, ENTRY DOOR - 3.3" X .18" DIA - METAL
	102370-04-000	EA ROD-LOCK, INSIDE - ENTRY DOOR - 3.4" X .18" DIA - METAL
	102451-01-000	EA CROSSBRACE-LATCH, W/LOCK SPACER & MOTOR BRKT - 12.6" - ST
	102710-01-01A	EA HANDLE-ASSIST, ENTRY DOOR - 6.6" LONG - BLACK
	076908-03-000	EA FRAME-ENTRY DOOR, LOWER BOTTOM SECTION - BUFF
	102539-01-04A	EA FRAME-ENTRY DOOR, UPPER - BOTH SIDES & TOP - BUFF
	101145-01-04A	EA DEADBOLT-ENTRY DOOR, BUFF/BLACK
	101147-02-000	EA BOLT-SECURITY, 3.5" BACKSET
	081915-01-000	EA MOTOR-ELECTRIC, POWERED DOOR LOCK
	081915-02-000	EA BRACKET-MOUNTING, MOTOR - POWERED DOOR LOCK
	081993-02-000	EA ROD-CONTROL, MOTOR - POWERED DOOR LOCK - 2.2" LONG
	099450-03-000	EA COVER-HINGE, ENTRY DOOR - 3.1" X 4.2" - PLASTIC - OFF WHITE
	076809-01-000	EA GASKET-HINGE, JAMB - 1.7" X 5.3" - RUBBER - BLACK
		WALL SIDE OF HINGE
	076838-01-000	EA SHIM-HINGE, ENTRY DOOR - 1.5" X 3.5" - STEEL
		DOOR SIDE OF HINGE
	076839-01-000	EA DOUBLER-HINGE, ENTRY DOOR - 5.3" X 1.7" - STEEL
		WALL SIDE OF HINGE
	044582-20-000	EA CAP-DRIP, ENTRY DOOR - COMES W/JAMB
	100412-01-000	EA CATCH-SCREEN DOOR, THUMB CLIP W/BLACK PLASTIC CAP
		FROM: 00-00-00 THRU: 06-28-92
	100412-02-000	EA CATCH-SCREEN DOOR
		FROM: 06-29-92 THRU: 99-99-99
	M01670-03-B16	EA TRIM-ENTRY DOOR, W/ROLLER STRIKE - INNER REAR SIDE - METAL - BEIGE
	102756-01-000	EA SYSTEM-REMOTE KEYLESS ENTRY, COMPLETE W/REMOTE & WIRING
		ACTIVATES DOOR LOCKS & PORCH LIGHT
	102756-01-700	EA REMOTE ONLY-KEYLES ENTRY, 412-1016-011 SCS
	102756-01-701	EA BATTERY, 12 VOLT F/TRANSMITTER, 402-1004
	102756-01-702	EA MODULE, 202-2476
	102756-01-703	EA TRANSMITTER, 412-1016-011

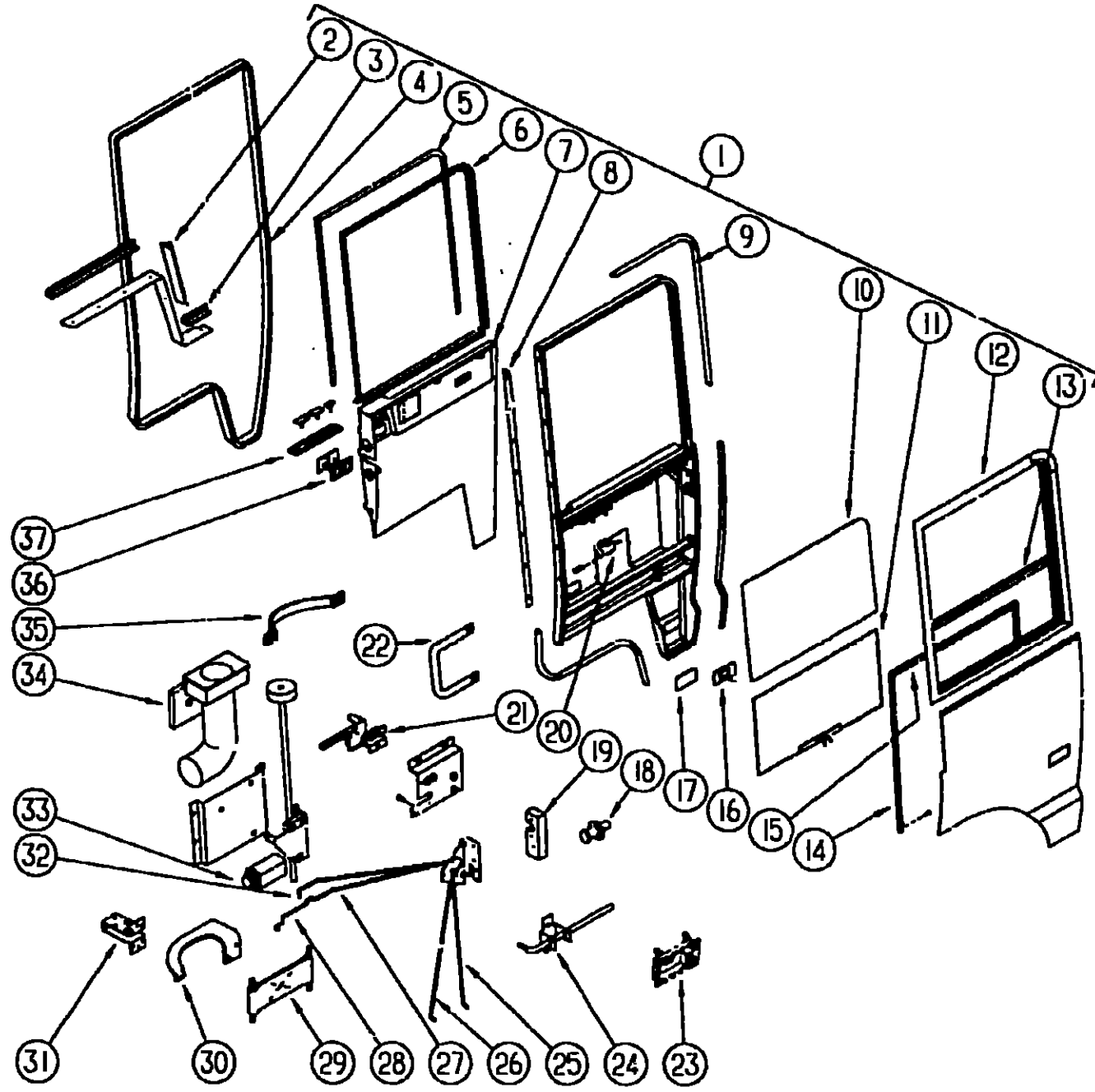
1993 ELANTE'
TABLE OF CONTENTS

INTRODUCTION	A-01 -	A-02
ABBREVIATIONS		A-03
ALPHABETICAL INDEX	A-04 -	A-06
WCP37RQ	A-07 -	F-20
WCP33RQ	F-21 -	L-04

1993 WCP37RQ INDEX

FLOOR PLAN	A-07 -	A-08
ACCESSORIES		A-09
AUDIO/VIDEO	A-10 -	A-12
BATH	A-13 -	A-16
BEDROOM	A-17 -	A-20
CHASSIS	A-21 -	B-18
CURTAIN & CUSHION	B-19 -	C-06
DINETTE	C-07 -	C-10
DRIVERS COMPARTMENT	C-11 -	C-20
ELECTRICAL	C-21 -	D-02
EXTERIOR BODY	D-03 -	D-10
GALLEY	D-11 -	D-17
GENERATOR		D-18
HEATING & A/C	D-19 -	D-22
INTERIOR FINISH	D-23 -	E-02
LABELS	E-03 -	E-10
LP		E-11
LOUNGE	E-12 -	E-13
SEALANTS & FASTENERS	E-14 -	E-18
WATER & SEWAGE	E-19 -	E-24
WINDOW, VENT AND EXTERIOR DOOR	F-01 -	F-18
WINDSHIELD/WIPER	F-19 -	F-20

WINDOW, VENT & EXTERIOR DOOR GROUP (CONTINUED)
DRIVER & PASSENGER DOOR



KEY	PART NUMBER	U/M DESCRIPTION
1	M01596-18-D21	EA DOOR-CAB, DRIVER - W/O JAMB - BUFF - W/LEVELING OPTION (D21,D23,D44,D45) FROM: 10-05-92 THRU: 99-99-99
1	M01596-16-D22	EA DOOR-CAB, DRIVER - W/O JAMB - BUFF - W/LEVELING OPTION (D22) FROM: 00-00-00 THRU: 10-04-92
1	M01596-18-D22	EA DOOR-CAB, DRIVER - W/O JAMB - BUFF - W/LEVELING OPTION (D22) FROM: 10-05-92 THRU: 11-01-92
1	M01596-18-D21	EA DOOR-CAB, DRIVER - W/O JAMB - BUFF - W/LEVELING OPTION (D22) FROM: 11-02-92 THRU: 99-99-99
2	077080-02-000	EA DOOR SEAL - DRIVER SIDE
2	077080-01-000	EA DOOR SEAL - PASSENGER SIDE
3	077079-02-000	EA DOOR SEAL - DRIVER SIDE
3	077079-01-000	EA DOOR SEAL - PASSENGER SIDE
4	021632-02-000	FT SEAL-BULB, DOOR - W/WIRE CARRIER - .8" WIDE - RUBBER - BLK
5	079370-04-000	FT VINYL SCREW COVER - BLACK
	093148-01-000	EA SEAL-WIRE, CAB DOOR - GM 15592070
	102113-01-000	EA WIRE LOOM ASM. - DRIVER DOOR
	102122-01-000	EA WIRE LOOM ASM. - PASSENGER DOOR
6	102121-01-01A	EA FRAME ASM-WINDOW, INSIDE - BLK - DRIVERS SIDE
6	102121-02-01A	EA FRAME ASM-WINDOW, INSIDE - BLK - PASSENGER SIDE
7	102110-01-03A	EA PANEL-CAB DOOR, INNER - DRIVER - PLASTIC - BEIGE (D21,D23,D44,D45) FROM: 00-00-00 THRU: 10-04-92
7	102110-05-01A	EA PANEL-CAB DOOR, INNER - DRIVER - PLASTIC - BEIGE (D21,D23,D44,D45) FROM: 10-05-92 THRU: 99-99-99
7	102110-01-04A	EA PANEL-CAB DOOR, INNER - DRIVER - PLASTIC - SLATE (D22) FROM: 00-00-00 THRU: 10-04-92
7	102110-05-02A	EA PANEL-CAB DOOR, INNER - DRIVER - PLASTIC - SLATE (D22) FROM: 10-05-92 THRU: 11-01-92
7	102110-05-01A	EA PANEL-CAB DOOR, INNER - DRIVER - PLASTIC - BEIGE (D22) FROM: 11-02-92 THRU: 99-99-99
7	102110-03-01A	EA PANEL-CAB DOOR, INNER - DRIVER - PLASTIC - BEIGE - W/LEVELING OPTION (D21,D23,D44,D45)
7	102110-03-02A	EA PANEL-CAB DOOR, INNER - DRIVER - PLASTIC - SLATE - W/LEVELING OPTION (D22) FROM: 00-00-00 THRU: 11-01-92
7	102110-03-01A	EA PANEL-CAB DOOR, INNER - DRIVER - PLASTIC - BEIGE - W/LEVELING OPTION (D22) FROM: 11-02-92 THRU: 99-99-99
7	102110-02-04A	EA PANEL-CAB DOOR, INNER - PASSENGER - PLASTIC - SLATE (D22) FROM: 00-00-00 THRU: 10-04-92
7	102110-04-02A	EA PANEL-CAB DOOR, INNER - PASSENGER - PLASTIC - SLATE (D22) FROM: 10-05-92 THRU: 11-01-92
7	102110-04-01A	EA PANEL-CAB DOOR, INNER - PASSENGER - PLASTIC - BEIGE (D22) FROM: 11-02-92 THRU: 99-99-99
7	102110-02-03A	EA PANEL-CAB DOOR, INNER - PASSENGER - PLASTIC - BEIGE (D21,D23,D44,D45) FROM: 00-00-00 THRU: 10-04-92
7	102110-04-01A	EA PANEL-CAB DOOR, INNER - PASSENGER - PLASTIC - BEIGE (D21,D23,D44,D45) FROM: 10-05-92 THRU: 99-99-99
8	075245-05-000	EA HINGE-CONTINUOUS, CAB DOOR - 44.5" LONG - BUFF
	075245-01-000	EA HINGE-CONTINUOUS, CAB DOOR - 44.5" LONG - UNPAINTED
9	076813-01-000	FT SEAL-D BULB, .5" X .7" - MEDIUM SPONGE RUBBER - BLACK
10	077036-05-000	EA GLASS- STATIONARY - .19" X 28.9" X 19" - PASSENGER SIDE
10	077036-04-000	EA GLASS- STATIONARY - .19" X 28.9" X 19" - DRIVER SIDE
11	101625-02-000	EA GLASS-ROLL-UP, CAB DOOR - 28.7" X 14.8"
12	102164-01-B16	EA WINDOW - CAB DOOR, DRIVER SIDE - 28.1" X 30.6"
12	102164-02-B16	EA WINDOW - CAB DOOR, PASSENGER SIDE - 28.1" X 30.6"
	081912-04-000	EA WEATHERSTRIP-RIGID, WINDOW - .5" EXPOSED X 29.1" - BLACK
13	101852-01-02A	EA MULLION-WINDOW, CAB DOOR - 28.3" X 1.5" - ALUMINUM - BLACK
	050216-02-000	FT SPLINE - VINYL GLASS - .19" BLACK
14	082240-04-000	EA CHANNEL-GLASS RUN, BLACK (SIDES)
15	089454-03-000	EA CHANNEL-GLASS RUN, BLACK (TOP)
	061910-02-000	EA CHANNEL-WINDOW, TRI-PILE - 4" INSTALLED X 10" - BLACK
16	077000-01-000	EA SOCKET ASM. - STEP LIGHT
17	077026-01-000	EA LENS - STEP LIGHT
18	092927-03-000	EA STRIKER-ROUND, JAMB MOUNTED - TRI-MARK 10335-16

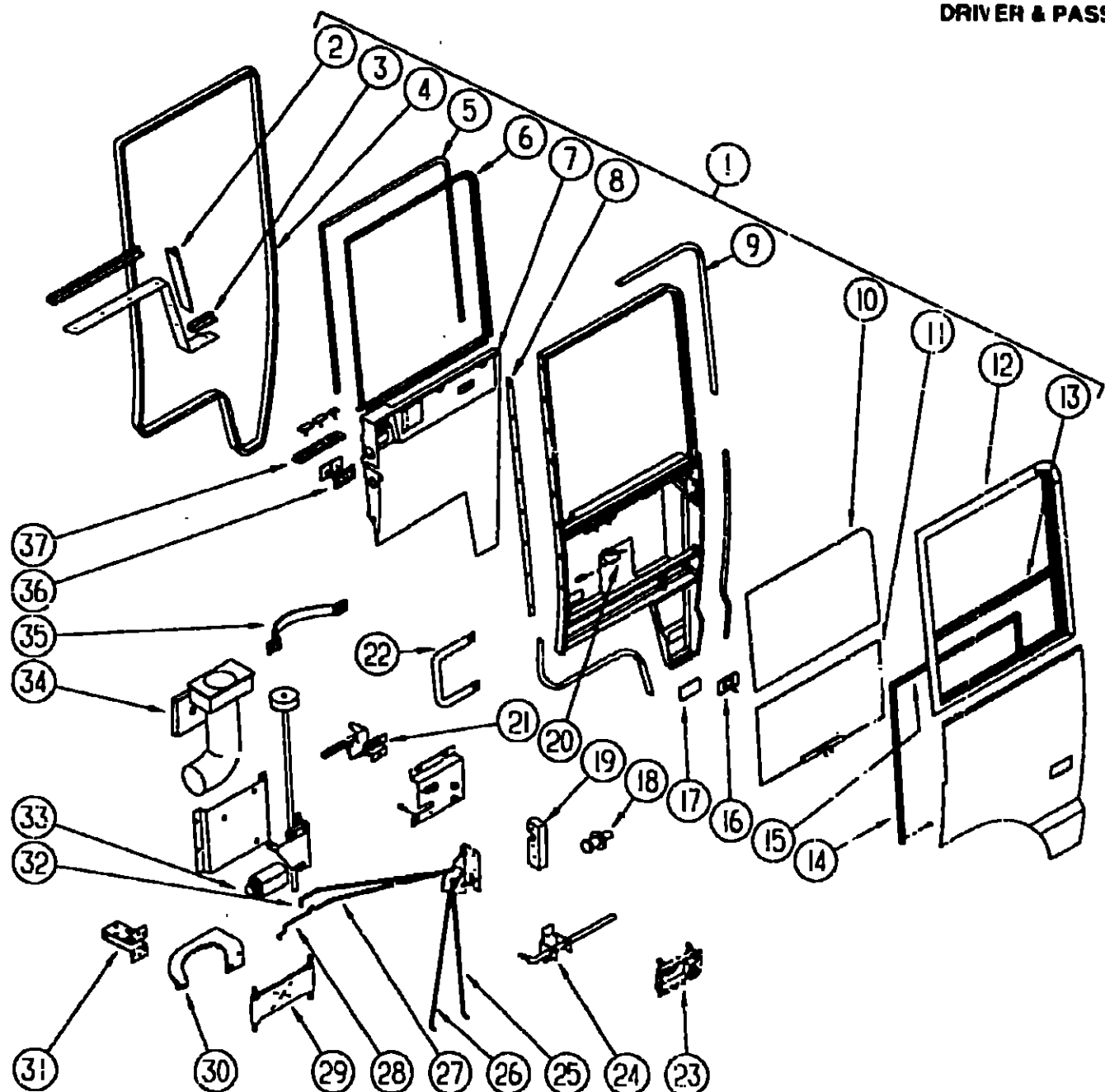
**1993 ELANTE'
TABLE OF CONTENTS**

INTRODUCTION	A-01 -	A-02
ABBREVIATIONS		A-03
ALPHABETICAL INDEX	A-04 -	A-06
WCP37RQ	A-07 -	F-20
WCP33RQ	F-21 -	L-04

1993 WCP37RQ INDEX

FLOOR PLAN	A-07 -	A-08
ACCESSORIES		A-09
AUDIO/VIDEO	A-10 -	A-12
BATH	A-13 -	A-16
BEDROOM	A-17 -	A-20
CHASSIS	A-21 -	B-18
CURTAIN & CUSHION	B-19 -	C-06
DINETTE	C-07 -	C-10
DRIVERS COMPARTMENT	C-11 -	C-20
ELECTRICAL	C-21 -	D-02
EXTERIOR BODY	D-03 -	D-10
GALLEY	D-11 -	D-17
GENERATOR		D-18
HEATING & A/C	D-19 -	D-22
INTERIOR FINISH	D-23 -	E-02
LABELS	E-03 -	E-10
LP		E-11
LOUNGE	E-12 -	E-13
SEALANTS & FASTENERS	E-14 -	E-18
WATER & SEWAGE	E-19 -	E-24
WINDOW, VENT AND EXTERIOR DOOR	F-01 -	F-18
WINDSHIELD/WIPER	F-19 -	F-20

WINDOW, VENT & EXTERIOR DOOR GROUP (CONTINUED)
DRIVER & PASSENGER DOOR (CONTINUED)



KEY	PART NUMBER	U/M	DESCRIPTION
19	102915-01-000	EA	MECHANISM-LINKAGE, W/STRIKER - PASS CAB DOOR LATCH
19	102915-02-000	EA	MECHANISM-LINKAGE, W/STRIKER - DRIVER DOOR LATCH
20	081915-01-000	EA	MOTOR-ELECTRIC, POWERED DOOR LOCK
	081915-02-000	EA	BRACKET-MOUNTING, MOTOR - POWERED DOOR LOCK
21	102237-02-01A	EA	LATCH-PASSENGER DOOR, INSIDE - BLACK
21	102237-01-01A	EA	LATCH-DRIVER DOOR, INSIDE - BLACK
22	063886-24-000	EA	HANDLE-ASSIST, CAB DOORS - METAL - BUFF
	077179-01-000	EA	ADAPTER-HOSE, SNAP-IN W/LIP - 2" ID X 1.1" - PLASTIC - BLK
	007076-01-000	EA	HOSE - 2"
23	102236-02-04A	EA	LATCH-CAB DOOR, OUTSIDE - BUFF
24	083678-03-000	EA	ROD-SLIDE, DEADBOLT
	104119-01-000	EA	BRACKET-DEADBOLT, 2.9" X 2.1" - METAL
	068938-03-000	EA	BEARING-SNAP IN, .38" ID - TYPE 7 - NYLINER 6L1-FF
	081905-01-000	EA	KNOB-CONTROL, SLIDE BOLT - W/LOCK STAMP - 2.1" X .8" - PLASTIC - BLACK - PASSENGER SIDE
	081905-02-000	EA	KNOB-CONTROL, SLIDE BOLT - W/LOCK STAMP - 2.1" X .8" - PLASTIC - BLACK - DRIVER SIDE
25	101902-01-000	EA	ROD-LOCK, EXTERIOR - 13.5" X .18" DIA - METAL
26	101902-02-000	EA	ROD-RELEASE, EXTERIOR - 13.5" X .18" DIA - METAL
27	101902-04-000	EA	LOCK ROD - INTERIOR - DRIVER SIDE
27	101902-06-000	EA	LOCK ROD - INTERIOR - PASSENGER SIDE
28	102114-01-000	EA	ROD-CONTROL, MOTOR - ELECTRIC LOCK - 3.6" - METAL
	102265-01-000	EA	CLIP-ROD END, 5/32" - PLASTIC - BLACK
	102265-02-000	EA	CLIP-ROD END, RIGHT HAND - .18" - METAL
	102265-03-000	EA	CLIP-ROD END, LEFT HAND - .18" - METAL
29	064530-02-000	EA	STRAP-CHECK, CAB DOOR - SEAT BELT WEBBING - 7" LONG - BLK
29	064219-01-000	EA	RETAINER PIN (CHECK STRAP)
30	077167-01-000	EA	BAR-PROP, CURVED CAB DOOR - PASSENGER - METAL - BEIGE
30	077167-03-000	EA	BAR-PROP, CURVED CAB DOOR - PASSENGER - METAL - BLACK
30	077167-02-000	EA	BAR-PROP, CURVED CAB DOOR - DRIVER - METAL - BEIGE
30	077167-04-000	EA	BAR-PROP, CURVED CAB DOOR - DRIVER - METAL - BLACK
31	077429-01-000	EA	BRACKET-CATCH, CAB DOOR PROP BAR - PASSENGER
31	077429-02-000	EA	BRACKET-CATCH, CAB DOOR PROP BAR - DRIVER
	077173-01-000	EA	PIN-GROOVED, .25" OD X 1.6"
	077174-01-000	EA	ROLLER-BRACKET, PROP BAR CATCH .26" ID
	077333-03-000	EA	SPRING-EXTENSION, 15.6 LB
			FROM: 08-17-92 THRU: 99-99-99
32	101902-03-000	EA	LOCK ROD - INTERIOR - DRIVER SIDE
32	101902-05-000	EA	LOCK ROD - INTERIOR - PASSENGER SIDE
33	103397-04-000	EA	REGULATOR-POWER WINDOW, CAB DOOR
34	070783-01-000	EA	LOUVER & BEZEL - AIR, 3 8" X 2" - PLASTIC - BLACK
	046520-01-000	EA	SWITCH ASM. - DOOR JAMB
35	061400-16-000	EA	STRAP-ASSIST, 12" - BLACK W/BLACK SCREW COVERS
36	058246-01-000	EA	SWITCH ASM. - REMOTE MIRROR
36	087695-01-000	EA	SWITCH ASM. - MIRROR HEATER
36	099992-01-01A	EA	SWITCH PLATE - REMOTE MIRROR
37	103473-03-01A	EA	SWITCH PLATE - 3 HOLE - BLACK (DRIVER DOOR)
			FROM: 00-00-00 THRU: 04-18-93
	103473-03-02A	EA	SWITCH PLATE - 3 HOLE - MIL L (DRIVER DOOR)
	103473-06-01A	EA	SWITCH PLATE - 3 HOLE - BLACK (DRIVER DOOR)
			FROM: 04-19-93 THRU: 99-99-99
	103473-04-01A	EA	SWITCH PLATE - 2 HOLE - BLACK (PASSENGER DOOR)
			FROM: 00-00-00 THRU: 04-18-93
	103473-04-02A	EA	SWITCH PLATE - 2 HOLE - MIL L (PASSENGER DOOR)
	103473-07-01A	EA	SWITCH PLATE - 2 HOLE - BLACK (PASSENGER DOOR)
			FROM: 04-19-93 THRU: 99-99-99
	105493-01-01A	EA	BRACKET-SUPPORT, DOOR - PASS - 4 1" X 9" - STEEL - BUFF
	105493-02-01A	EA	BRACKET-SUPPORT, DOOR - DRIVER - 4 1" X 9" - STEEL - BUFF

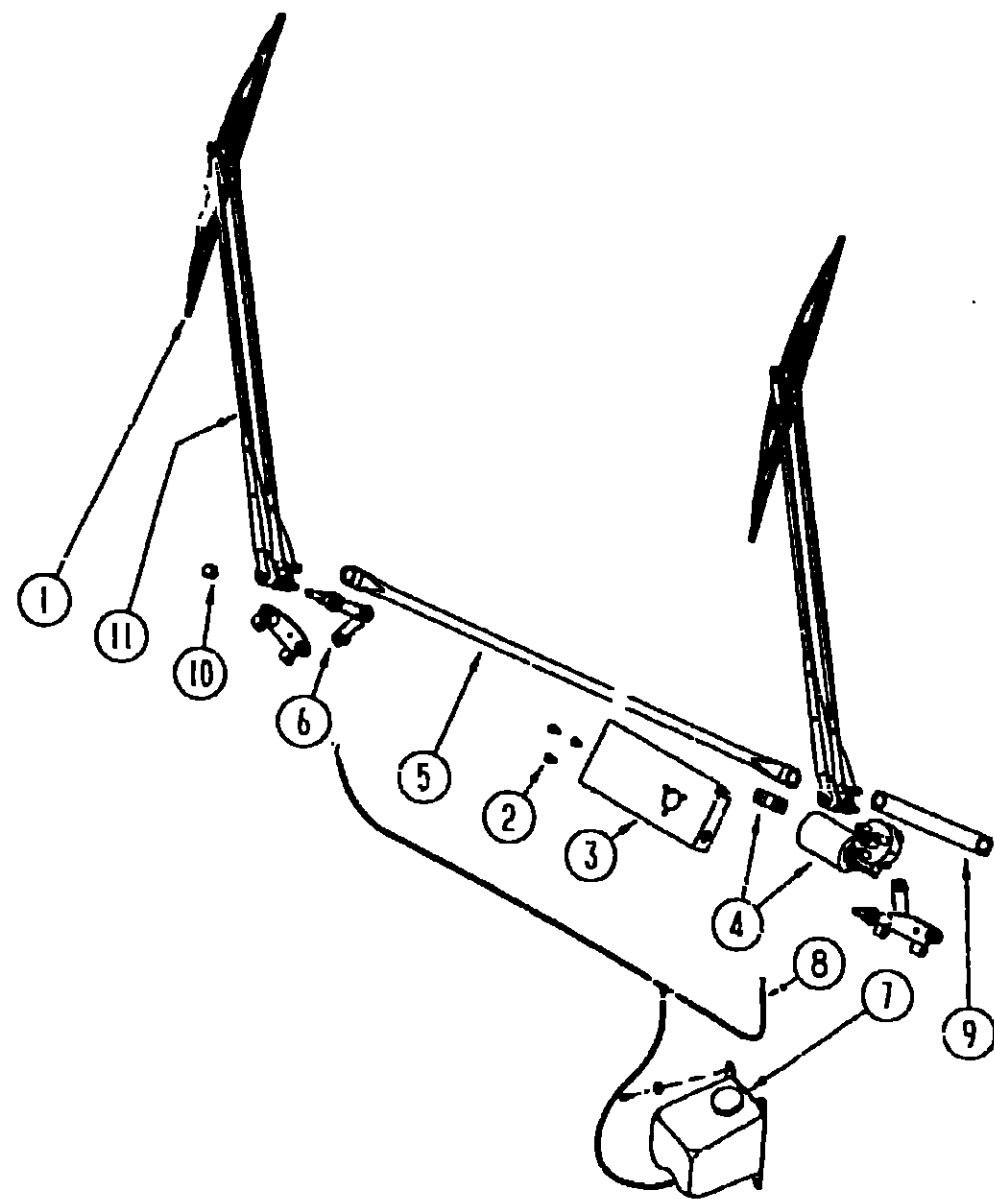
1993 ELANTE'
TABLE OF CONTENTS

INTRODUCTION	A-01 -	A-02
ABBREVIATIONS		A-03
ALPHABETICAL INDEX	A-04 -	A-06
WCP37RQ	A-07 -	F-20
WCP33RQ	F-21 -	L-04

1993 WCP37RQ INDEX

FLOOR PLAN	A-07 -	A-08
ACCESSORIES		A-09
AUDIO/VIDEO	A-10 -	A-12
BATH	A-13 -	A-16
BEDROOM	A-17 -	A-20
CHASSIS	A-21 -	B-18
CURTAIN & CUSHION	B-19 -	C-05
DINETTE	C-07 -	C-10
DRIVERS COMPARTMENT	C-11 -	C-20
ELECTRICAL	C-21 -	D-02
EXTERIOR BODY	D-03 -	D-10
GALLEY	D-11 -	D-17
GENERATOR		D-18
HEATING & A/C	D-19 -	D-22
INTERIOR FINISH	D-23 -	E-02
LABELS	E-03 -	E-10
LP		E-11
LOUNGE	E-12 -	E-13
SEALANTS & FASTENERS	E-14 -	E-18
WATER & SEWAGE	E-19 -	E-24
WINDOW, VENT AND EXTERIOR DOOR	F-01 -	F-18
WINDSHIELD/WIPER	F-19 -	F-20

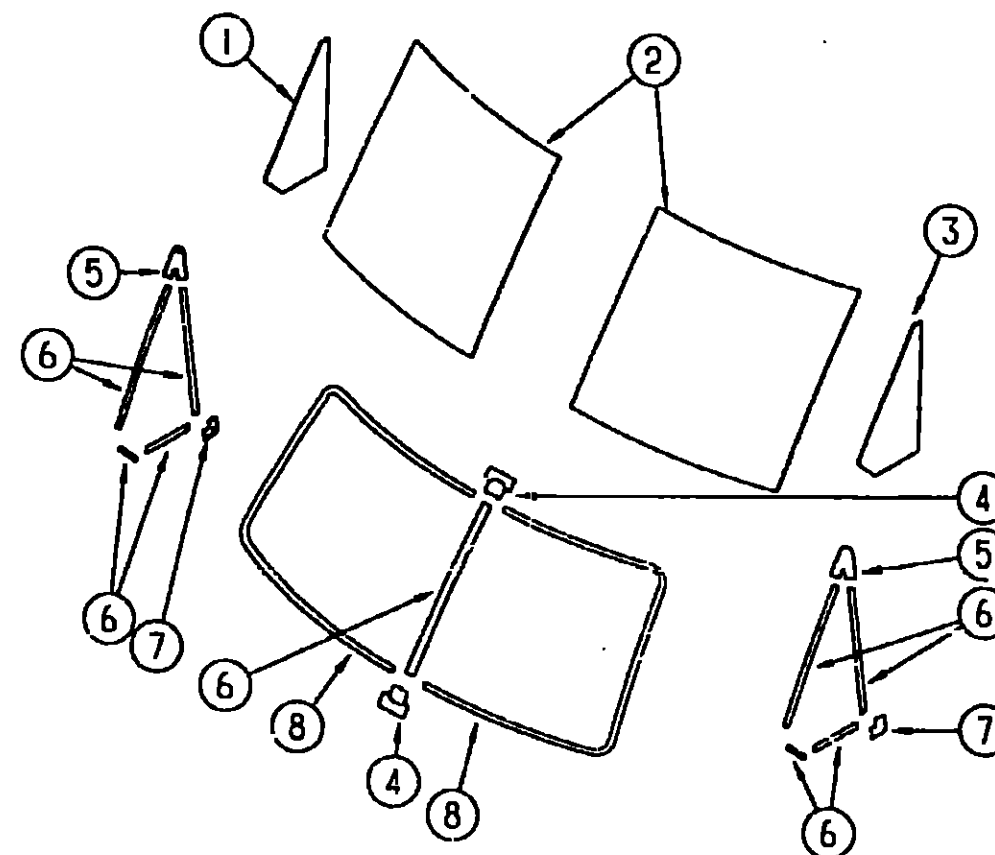
WINDSHIELD & WIPER GROUP



WIPER COMPONENTS

KEY	PART NUMBER	U/M	DESCRIPTION
1	095964-01-000	EA	BLADE ASM -WIPER, 24"
	095964-01-700	EA	BLADE-REFILL, WIPER - PAIR - 24"
2	096526-01-000	EA	SCREW-HEX, 1/4 - 28 UNF
3	094834-01-000	EA	BRACKET-WIPER, MOTOR
4	104346-01-000	EA	MOTOR-WIPER
	067158-01-000	EA	STUD-CRANK, WIPER
5	067192-01-000	EA	LINK-CONNECTING, W/BLACK BUSHING - 37 65"
6	096505-01-000	EA	PIVOT SHAFT
			FROM: 00-00-00 THRU 05-23-93
6	096505-04-000	EA	PIVOT SHAFT
			FROM 05-24-93 THRU 99-99-99
7	056000-02-000	EA	WASHER-WINDSHIELD, BOTTLE & PUMP
	056000-01-700	FT	VACUUM HOSE 7.64 - 5'32
8	045794-01-000	FT	HOSE-WASHER, WINDSHIELD - 5'32" ID - BLACK
9	067192-03-000	EA	LINK-CONNECTING, W/BLACK BUSHING - 9 6"
10	077049-01-000	EA	NUT-ACORN, 10-32 ALUMINUM
11	095963-01-000	EA	ARM-WIPER, PANTOGRAPH - 28"
	096931-01-700	FT	HOSE F/WIPER BLADES
	096931-01-701	EA	NOZZLE HARDWARE KIT
	077048-01-000	EA	SHAFT-ADAPTER, WINDSHIELD PANTOGRAPH ARM
	110178-01-000	EA	HOUSING-WIPER MOTOR
			FROM 12-14-92 THRU 99-99-99

WINDSHIELD & WIPER GROUP (CONTINUED)



WINDSHIELDS, TRIMS & MOLDINGS

KEY	PART NUMBER	U/M	DESCRIPTION
1	076671-02-000	EA	GLASS-CORNER VENT, PASSENGER
2	074887-01-000	EA	GLASS-WINDSHIELD, PASSENGER
	074887-02-000	EA	GLASS-WINDSHIELD, DRIVER
3	076671-01-000	EA	GLASS-CORNER VENT, DRIVER
4	076344-02-000	EA	JOINT-REVEAL MOLDING, T SHAPE - CENTER WINDSHIELD - BLACK
5	076841-02-000	EA	JOINT-REVEAL MOLDING, UPPER VENT WINDOWS - PLASTIC - BLACK
6	083178-01-000	FT	MOLDING-REVEAL, W/ADHESIVE STRIP - 1.2" WIDE - T SHAPE - RUBBER - BLK
7	076842-02-000	EA	JOINT-REVEAL MOLDING, LOWER VENT GLASS - PLASTIC - BLACK
8	083179-01-000	FT	MOLDING-REVEAL, W/ADHESIVE STRIP - .98" WIDE - OFF CENTER T SHAPE - RUBBER - BLACK

**1993 ELANTE'
TABLE OF CONTENTS**

INTRODUCTION	A-01 -	A-02
ABBREVIATIONS		A-03
ALPHABETICAL INDEX	A-04 -	A-06
WCP37RQ	A-07 -	F-20
WCP33RQ	F-21 -	L-04

1993 WCP37RQ INDEX

FLOOR PLAN	A-07 -	A-08
ACCESSORIES		A-09
AUDIO/VIDEO	A-10 -	A-12
BATH	A-13 -	A-16
BEDROOM	A-17 -	A-20
CHASSIS	A-21 -	B-18
CURTAIN & CUSHION	B-19 -	C-06
DINETTE	C-07 -	C-10
DRIVERS COMPARTMENT	C-11 -	C-20
ELECTRICAL	C-21 -	D-02
EXTERIOR BODY	D-03 -	D-10
GALLEY	D-11 -	D-17
GENERATOR		D-18
HEATING & A/C	D-19 -	D-22
INTERIOR FINISH	D-23 -	E-02
LABELS	E-03 -	E-10
LP		E-11
LOUNGE	E-12 -	E-13
SEALANTS & FASTENERS	E-14 -	E-18
WATER & SEWAGE	E-19 -	E-24
WINDOW, VENT AND		
EXTERIOR DOOR	F-01 -	F-18
WINDSHIELD/WIPER	F-19 -	F-20