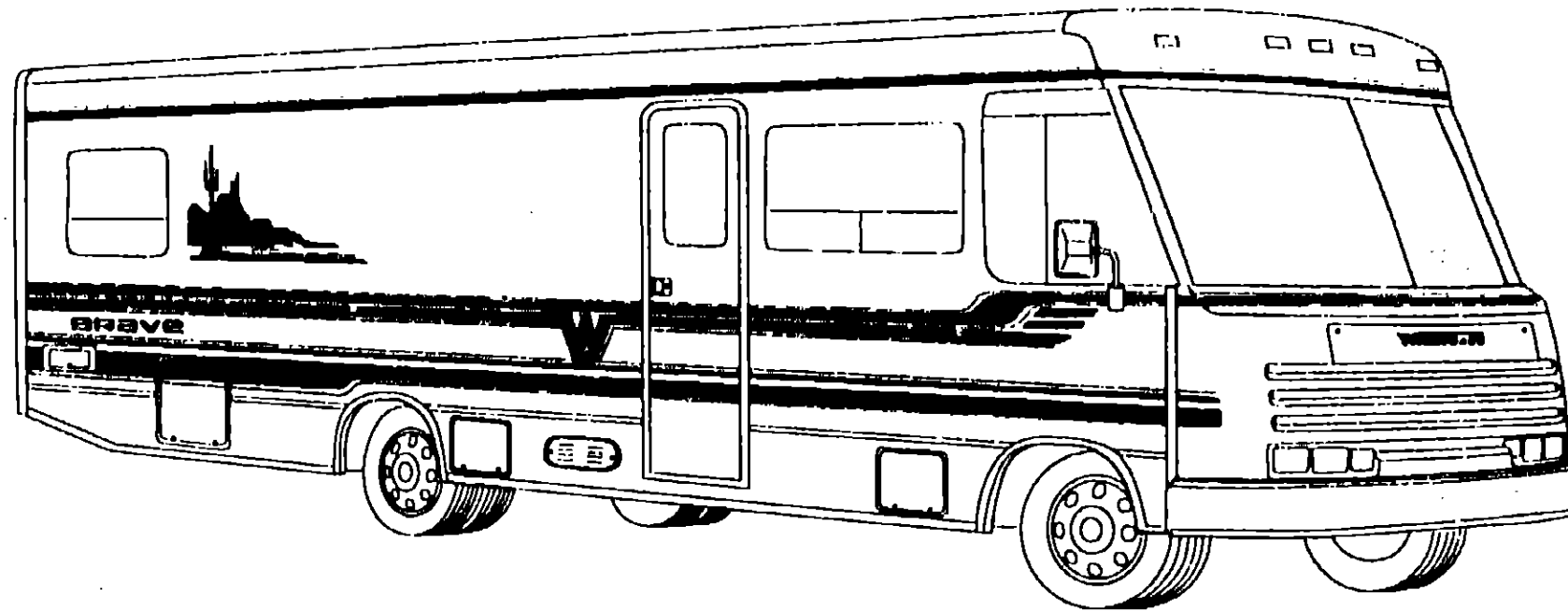
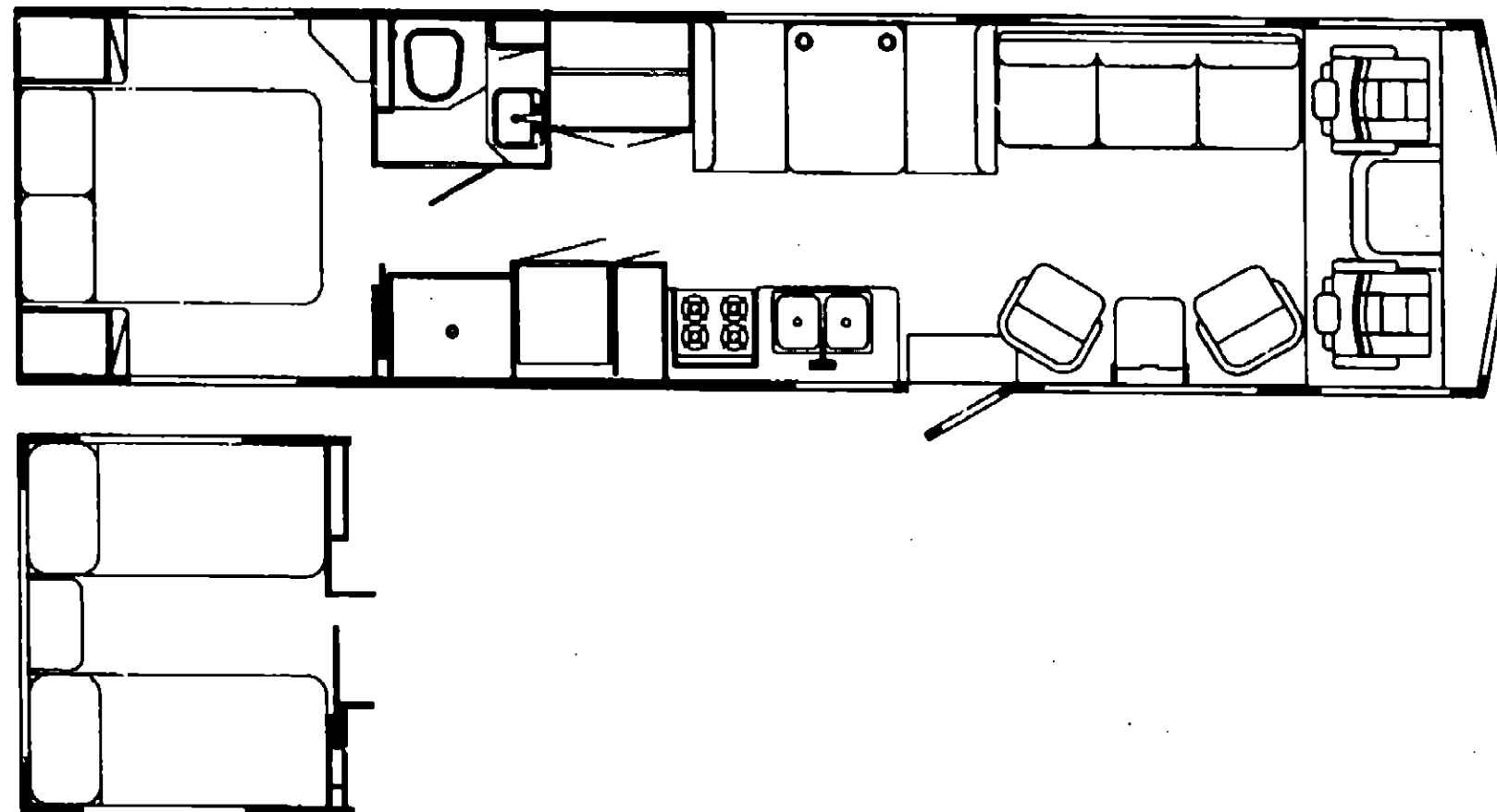


1993 WCF33RQ D09 D10 D11



1993 WINNEBAGO TABLE OF CONTENTS

INTRODUCTION	A-01	A-02
ABBREVIATIONS		A-03
ALPHABETICAL INDEX	A-04	A-06
WCF33RQ	A-07	F-10



1993 WCF33RQ INDEX

FLOOR PLAN	A-07	A-08
ACCESSORIES		A-09
AUDIO VIDEO	A-10	A-12
BATH	A-13	A-15
BEDROOM	A-16	A-18
CHASSIS	A-19	B-07
CURTAIN & CUSHION	B-08	B-18
DINETTE	B-19	B-20
DRIVERS COMPARTMENT	B-21	C-02
ELECTRICAL	C-03	C-10
EXTERIOR BODY	C-11	C-18
GALLEY	C-19	C-23
GENERATOR	C-24	D-01
HEATING & A/C	D-02	D-08
INTERIOR FINISH	D-09	D-12
LABELS	D-13	D-21
LP		D-22
LOUNGE	D-23	E-02
SEALANTS & FASTENERS	E-03	E-06
WATER & SEWAGE	E-07	E-12
WINDOW, VENT AND EXTERIOR DOOR	E-13	F-08
WINDSHIELD/WIPER	F-09	F-10

**ACCESSORIES GROUP
OPERATOR MANUAL**

KEY	PART NUMBER	U/M DESCRIPTION
	054185-38-000	EA MANUAL, OPERATOR 93 BRAVE - F-SERIES
	092318-01-000	EA BINDER - 3 RING, MOTOR HOME MANUAL
	092319-01-000	EA POCKET PAGE - 3 RING BINDER, PLASTIC
	108229-01-000	DW TOP LEVEL DRAWING-F, 1993

**AUDIO VIDEO GROUP
PATIO ENTERTAINMENT CENTER**

KEY	PART NUMBER	U/M DESCRIPTION
	090862-01-000	EA BRACKET-HAT, ANTENNA - 3 1" X 3 9" - STEEL - BLACK FROM: 00-00-00 THRU: 11-30-92
	108847-01-000	EA BRACKET-ANTENNA GROUND FROM: 12-01-92 THRU: 99-99-99
	073741-03-000	EA SPEAKER RADIO, OVAL - AUDIOVOX 110-2074 - 4" X 6" FROM: 00-00-00 THRU: 12-20-92
	110469-01-000	EA SPEAKER - 4" X 6", OVAL - MAGNADYNE F46XB-12 FROM: 12-21-92 THRU: 99-99-99
	073741-04-000	EA GRILLE-SPEAKER, OVAL - 4" X 6" - BLACK FROM: 00-00-00 THRU: 12-20-92
	110470-01-01A	EA GRILLE-SPEAKER, OVAL - 4" X 6" - BLACK - MAGNADYNE G46WI FROM: 12-21-92 THRU: 99-99-99
	087683-01-000	EA RADIO AM/FM STEREO W/CASSETTE - AUDIOVOX 144D1559

RADIO SYSTEM & ANTENNA

KEY	PART NUMBER	U/M DESCRIPTION
	104089-01-000	EA RADIO-AM/FM STEREO, CASSETTE - AUDIOVOX IM-DXF FROM: 00-00-00 THRU: 03-10-93
	110267-01-000	EA RADIO-AM/FM STEREO, AUDIOVOX IM-200 FROM: 03-11-93 THRU: 99-99-99
	077069-02-000	EA CABLE-ANTENNA, RADIO - EXTENSION 96" - ARA 6700667
	090944-01-000	EA ANTENNA-RADIO, 16" RUBBER
	097621-02-000	EA MOUNTING KIT-RADIO, AUDIOVOX WMK-AB02 FROM: 00-00-00 THRU: 01-31-93
	081059-02-000	EA WIRE ASM - 9-PIN, RADIO - AUDIOVOX 112B-1761
	089340-02-000	EA GRILLE-SPEAKER, 6 5" SQUARE
	089340-03-000	EA SPACER-GRILLE, 6 5" SQUARE - TAN - MAGNADYNE G514
	094097-01-000	EA SPEAKER-RADIO, W/O GRILLE - 5 25" DIA - AUDIOVOX 110C3030
	073741-03-000	EA SPEAKER-RADIO, OVAL - AUDIOVOX 110-2074 - 4" X 6" FROM: 00-00-00 THRU: 12-20-92
	110469-01-000	EA SPEAKER - 4" X 6", OVAL - MAGNADYNE F46XB-12 FROM: 12-21-92 THRU: 99-99-99
	073741-04-000	EA GRILLE-SPEAKER, OVAL - 4" X 6" - BLACK FROM: 00-00-00 THRU: 12-20-92
	110470-01-01A	EA GRILLE-SPEAKER, OVAL - 4" X 6" - BLACK - MAGNADYNE G46WI FROM: 12-21-92 THRU: 99-99-99

**1993 WINNEBAGO
TABLE OF CONTENTS**

INTRODUCTION	A-01	A-02
ABBREVIATIONS		A-03
ALPHABETICAL INDEX	A-04	A-06
WCF33RQ	A-07	F-10

1993 WCF33RQ INDEX

FLOOR PLAN	A-07	A-08
ACCESSORIES		A-09
AUDIO VIDEO	A-10	A-12
BATH	A-13	A-15
BEDROOM	A-16	A-18
CHASSIS	A-19	B-07
CURTAIN & CUSHION	B-08	B-18
DINETTE	B-19	B-20
DRIVERS COMPARTMENT	B-21	C-02
ELECTRICAL	C-03	C-10
EXTERIOR BODY	C-11	C-18
GALLEY	C-19	C-23
GENERATOR	C-24	D-01
HEATING & A/C	D-02	D-08
INTERIOR FINISH	D-09	D-12
LABELS	D-13	D-21
LP		D-22
LOUNGE	D-23	E-02
SEALANTS & FASTENERS	E-03	E-06
WATER & SEWAGE	E-07	E-12
WINDOW, VENT AND EXTERIOR DOOR	E-13	F-08
WINDSHIELD/WIPER	F-09	F-10

AUDIO VIDEO GROUP (CONTINUED)

CB ANTENNA

KEY	PART NUMBER	U/M DESCRIPTION
	105248-01-000	EA ANTENNA-CB, ADVANCE 8604

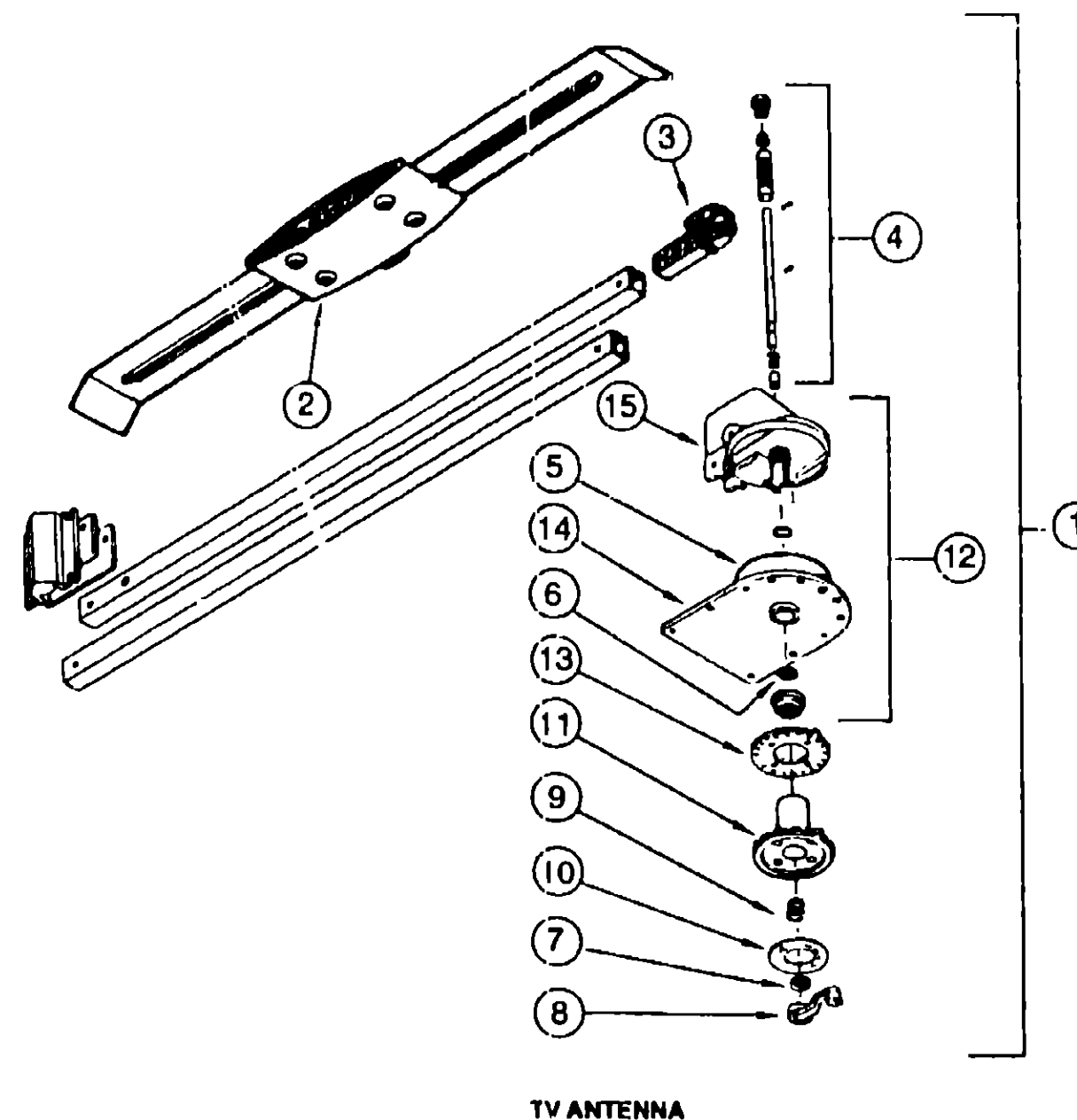
TV, VCR & CONTROL CENTER

KEY	PART NUMBER	U/M DESCRIPTION
	098447-03 000	EA TV - 13", COLOR W/REMOTE - U.S. - MAGNAVOX RR1337W
	098447-03-700	EA REMOTE-TV, MAGNAVOX RR1337W & RR1330W
	098447-04-000	EA TV - 13", COLOR W/REMOTE - CANADIAN - MAGNAVOX RR1330W
	098447 03-700	EA REMOTE-TV, MAGNAVOX RP1337W & RR1330W
	092310-02-000	EA TV COLOR, 9" - AC/DC - W/REMOTE - MAGNAVOX RD0945
	092310-02-700	EA REMOTE-TV, MAGNAVOX RD0945
	098446-03 000	EA VCR-VHS CABLE READY W/REMOTE - MAGNAVOX VR9010 FROM: 00-00-00 THRU. 10 04-92
	098446-03-700	EA RFMOTE F/MODEL #9010 - MAGNAVOX 0974588
	098446 04-000	EA VCR-VHS CABLE READY W/REMOTE - MAGNAVOX VR9110 FROM: 10-05-92 THRU 99-99-99
	098446 04-700	EA REMOTE F/MODELS #9110 & #9120 - MAGNAVOX 0974588
	098819-01-000	EA SPEAKER - 2 WATT, 8 OHM - 4"
	093214-01-02A	EA GRILLE-SPEAKER, 4" BROWN
	086757-03-000	EA CONTROL CENTER-SWITCH, VCR/TV - MAGNADYNE VCS-6
	076319-12-000	EA CONNECTOR COAXIAL, ONE PIECE
	082134-01-000	EA ADAPTER-TV, CABLE TO CABLE - WINEGARD F-81M
	086756 01-000	EA SPLITTER-TV, 2 WAY
	076319 03-000	FT CABLE-COAXIAL, 75 OHM
	076319-06 000	EA ADAPTOR-CABLE ROOF PLATE, WINEGARD RPJ-1
	076319-08-000	EA WALLPLATE-CABLE RECEPTACLE, TV - SINGLE - IVORY
	076319-09-000	EA WALLPLATE-CABLE RECEPTACLE, TV - SINGLE - BROWN
	086777-01-000	EA WALLPLATE-TV CABLE, W/ANTENNA SWITCH - IVORY
	086777-03-000	EA PLATE-WALL, CABLE - W/TV ANTENNA SWITCH & BOOSTER - IVORY FROM 00-00-00 THRU 04-14-93
	086777-05-000	EA PLATE-WALL, ANTENNA - 1 OUTPUT - IVORY - WINEGARD RV 0921 FROM 04-15-93 THRU 99-99-99
	099717-01-000	EA TIEDOWN-TV, STRAP ON FEMALE END IS 22 8" LONG
	099717 02 000	EA TIEDOWN-TV, STRAP ON FEMALE END IS 28 7" LONG

AUDIO VIDEO GROUP (CONTINUED)

**1993 WINNEBAGO
TABLE OF CONTENTS**

INTRODUCTION	A 01 -	A 02
ABBREVIATIONS		A-03
ALPHABETICAL INDEX	A-04 -	A-06
WCF33RQ	A 07 -	F-10



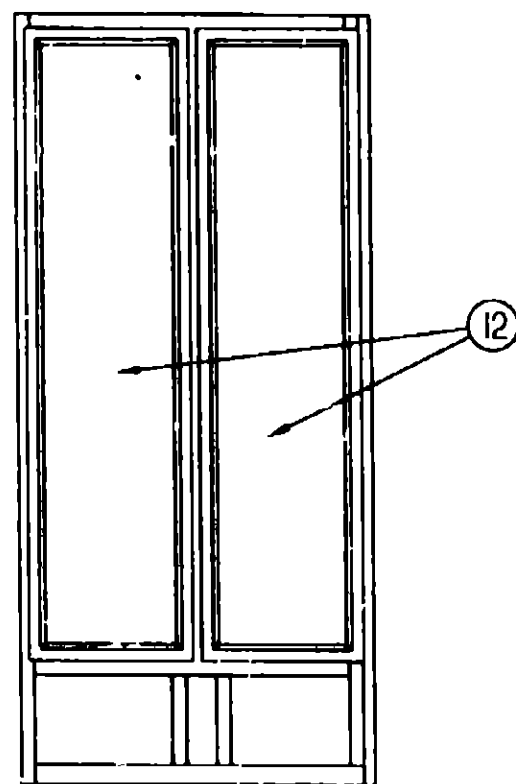
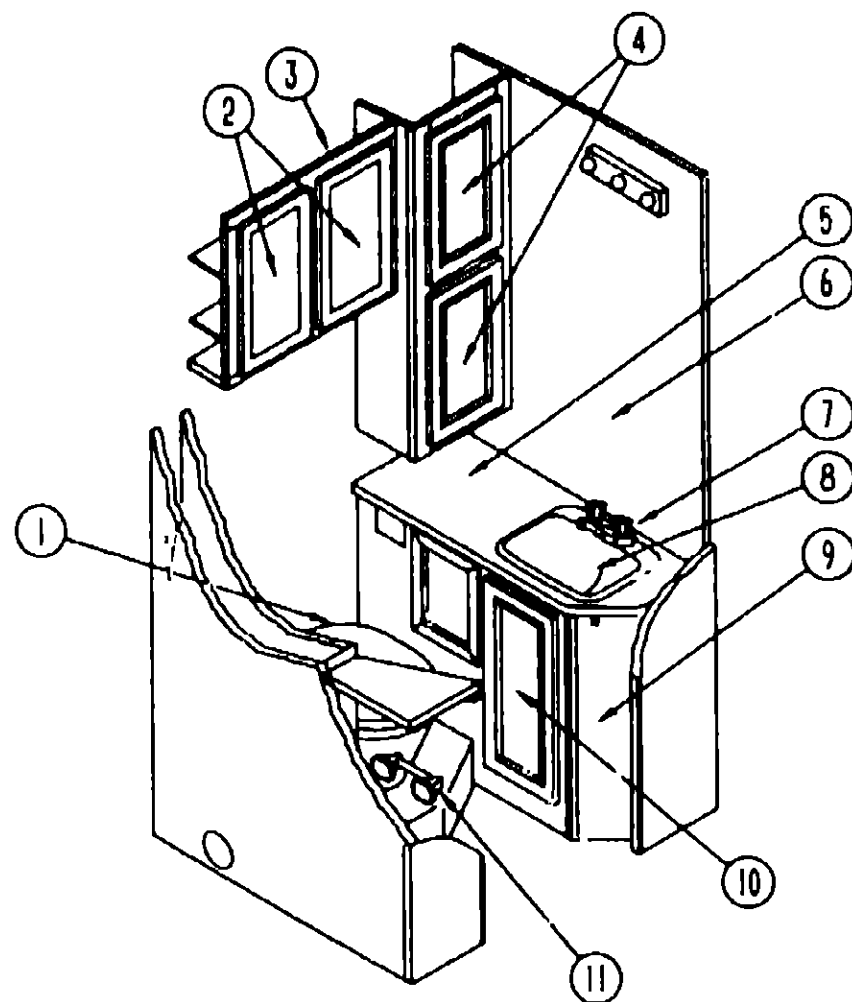
TV ANTENNA

KEY	PART NUMBER	U/M DESCRIPTION
1	076319 01 000	EA ANTENNA-TV, ROOF MOUNT - 44 5" MAST - RVA W02
2	076319-01-700	EA HEAD-ANTENNA, AMPLIFIED - WINEGARD# RVSA U/V
3	076319 01-701	EA GEAR-ELEVATING, PLASTIC - WINEGARD# 2200046
4	076319-01-702	EA SHAFT ASM-ELEVATING, WINEGARD# RVP-400A
5	076319-01-711	EA BASE & LIFT ASM - 2762802
6	076319-01-706	EA CRANK-ELEVATING, W/SET SCREW - WINEGARD# 5755100
7	076319-01-705	EA GROMMET-NYLON, 7/8"ID - WINEGARD# 3200658
8	076319-01-708	EA CRANK COVER DECAL WINEGARD# 5413002
9	076319-01-707	EA SPRING-HANDLE, WINEGARD# 5160800
10	076319-01-709	EA PLATE-DIRECTIONAL, FOR HEAD - WINEGARD #3200644
11	076319-01-712	EA PLATE-CEILING, WINEGARD# 3200608
12	076319-01-704	EA BEARING-NYLON, 1 25"OD - WINEGARD# 3200657
13	076319-01-713	EA PLATE-BASE, WINEGARD# 3100523
14	076319 01-703	EA BEARING-NYLON, 5"OD - WINEGARD# 3200656
15	076319-01-714	EA HOUSING, ROTATING GEAR - 2200049

1993 WCF33RQ INDEX

FLOOR PLAN	A-07 -	A-08
ACCESSORIES		A-09
AUDIO VIDEO	A-10 -	A-12
BATH	A-13 -	A-15
BEDROOM	A-16 -	A-18
CHASSIS	A-19 -	B-07
CURTAIN & CUSHION	B-08 -	B-18
DINETTE	B-19 -	B-20
DRIVERS COMPARTMENT	B-21 -	C-02
ELECTRICAL	C-03 -	C-10
EXTERIOR BODY	C-11 -	C-18
GALLEY	C-19 -	C-23
GENERATOR	C-24 -	D-01
HEATING & A/C	D-02 -	D-08
INTERIOR FINISH	D-09 -	D-12
LABELS	D-13 -	D-21
LP		D-22
LOUNGE	D-23 -	E-02
SEALANTS & FASTENERS	E-03 -	E-06
WATER & SEWAGE	E-07 -	E-12
WINDOW, VENT AND		
EXTERIOR DOOR	E-13 -	F-08
WINDSHIELD/WIPER	F-09 -	F-10

BATH GROUP
BATHROOM CABINET & COMPONENTS



KEY	PART NUMBER	U/M	DESCRIPTION
1	087487-02-000	EA	TOILET-12.37", IVORY - FOOT FLUSH - THETFORD
	063740-01-700	EA	LEVER-WATER, THETFORD 12514
	063740-01-706	EA	BOLT PACKAGE-CLOSET, THETFORD 12524
	063740-01-710	EA	LINK, THETFORD 12513
	063740-01-713	EA	SEAL-BALL VALVE TO BOWL, THETFORD 12502
	063740-01-714	EA	VALVE ASM-WATER, THETFORD 12492
	063740-01-717	EA	TUBE-FLUSH, TOILET - THETFORD 12509
	063740-02-700	EA	SEAT & COVER, PARCHMENT - THETFORD 20829
	024676-01-000	EA	FLANGE-CLOSET, TOILET - 4" X 3" - RED
	024676-02-000	EA	FLANGE-CLOSET, TOILET - 4" X 3" - ABS - CANADIAN
	2	P04746-08-D09	EA
	058331-71-000	EA	MIRROR-GLASS, SAFETY - 202 X500
3	P03771-01-C05	EA	CABINET ASM-LINEN
4	P04746-14-D09	EA	DOOR-W/O HARDWARE - 285X500
5	100013-11-D09	EA	COUNTERTOP ASM
6	058331-51-000	EA	MIRROR-GLASS, SAFETY - 660 X 1016MM
7	075240-06-000	EA	FAUCET-LAVATORY, BONE
	091253-01-000	EA	GASKET-FAUCET, LAVATORY/GALLEY
8	096927-01-01A	EA	SINK-LAVATORY, RECTANGULAR - PLASTIC - BONE
	096927-01-700	EA	SINK-STOPPER
	096927-01-701	EA	TAILPIECE-SINK
9	P00013-01-D09	EA	CABINET ASM-LAVATORY
10	P04746-54-D09	EA	DOOR-W/O HARDWARE - 285 X 500
11	075452-02-000	EA	HOLDER-TOILET TISSUE, BRASS
	075453-02-000	EA	BAR-TOWEL, 18" BRASS
	100357-01-000	EA	ROD-TOWEL, BRASS W/ENDS BENT FOR BACK OF BATH DOOR
	102089-13-B07	EA	WOOD RAIL - TOWEL RACK - RIGHT SIDE - 26" LONG
	102089-14-B07	EA	WOOD RAIL - TOWEL RACK - LEFT SIDE - 26" LONG
	M87868-10-C05	EA	DOOR-CABINET BATH
	094485-01-01A	EA	KNOB-DOOR, POLISHED BRASS
	094485-02-01A	EA	KNOB-DOOR, BRASS
	102920-01-01A	EA	HINGE-DOOR, SPRING LOADED - BRASS
	064467-01-000	EA	GUIDE-POCKET, SLIDING DOOR - WALL MOUNTED
	104013-02-C05	EA	DOOR ASM-SLIDING
	103874-01-000	EA	HANGER-SLIDING DOOR
12	P04746-49-D09	EA	DOOR-WARDROBE, W/O HARDWARE - 410X1660

FROM 00-00 00 THRU 09-23-92

FROM 09-24-92 THRU 99-99-99

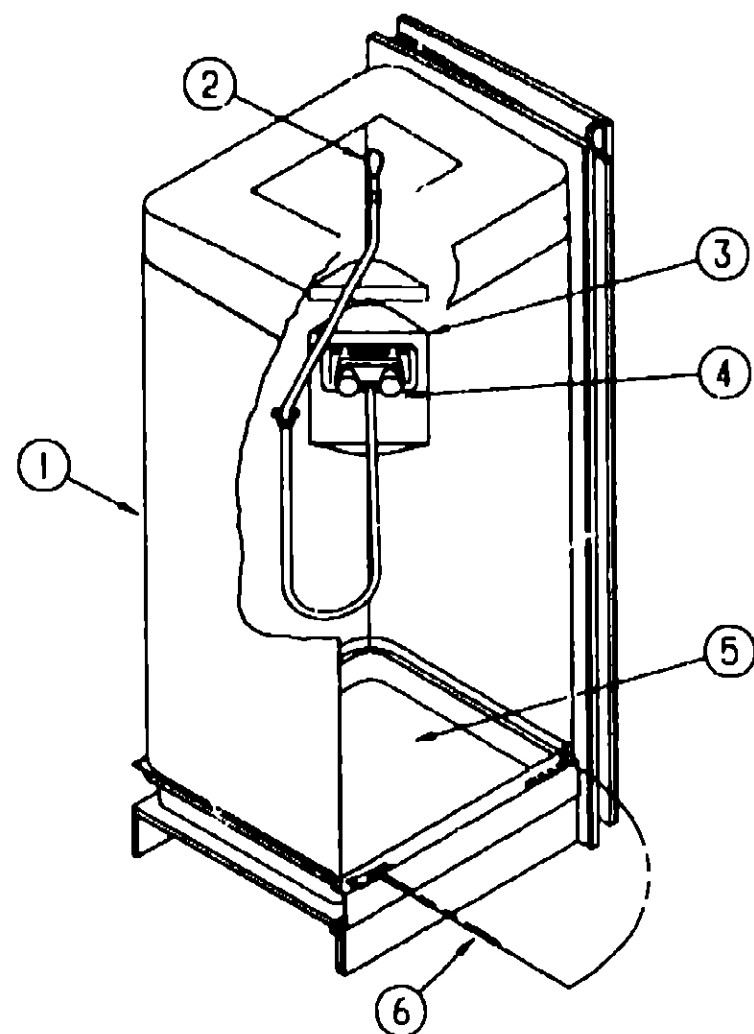
1993 WINNEBAGO
TABLE OF CONTENTS

INTRODUCTION	A-01	A-02
ABBREVIATIONS		A-03
ALPHABETICAL INDEX	A-04	A-06
WCF33RQ	A-07	F-10

1993 WCF33RQ INDEX

FLOOR PLAN	A-07	A-08
ACCESSORIES		A-09
AUDIO VIDEO	A-10	A-12
BATH	A-13	A-15
BEDROOM	A-16	A-18
CHASSIS	A-19	B-07
CURTAIN & CUSHION	B-03	B-18
DINETTE	B-19	B-20
DRIVERS COMPARTMENT	B-21	C-02
ELECTRICAL	C-03	C-10
EXTERIOR BODY	C-11	C-18
GALLEY	C-19	C-23
GENERATOR	C-24	D-01
HEATING & A/C	D-02	D-08
INTERIOR FINISH	D-09	D-12
LABELS	D-13	D-21
LP		D-22
LOUNGE	D-23	E-02
SEALANTS & FASTENERS	E-03	E-06
WATER & SEWAGE	E-07	E-12
WINDOW, VENT AND		
EXTERIOR DOOR	E-13	F-08
WINDSHIELD/WIPER	F-09	F-10

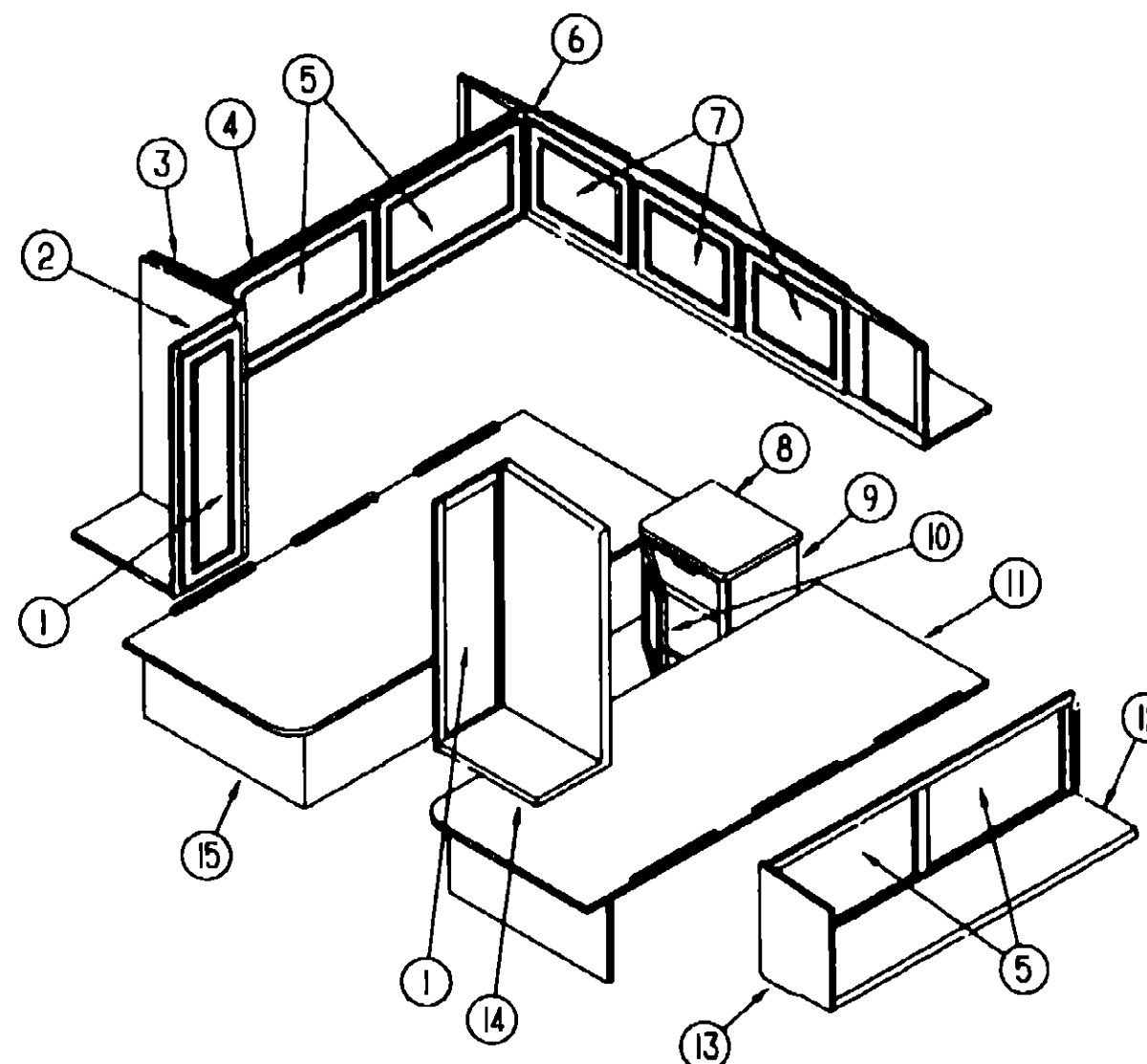
BATH GROUP (CONTINUED)



SHOWER & COMPONENTS

KEY	PART NUMBER	U/M DESCRIPTION
1	101805-01-01A	EA SURROUND-SHOWER OFF WHITE
2	103092-02-000	EA SHOWER HEAD-W/HOSE - CANADIAN
	103092-01-000	EA SHOWER HEAD-W/60" HOSE - US
	103092-01-700	EA BRACKET ONLY-CLEAR, F/SHOWER HEAD - 2328028
	103092-01-701	EA BRACKET ONLY-BONE, F/SHOWER HEAD - 2328029
	093527-02-000	EA BRACKET-SQUEEGEE/SHOWER HEAD
		FROM 10-02-92 THRU 99-99-99
3	075606-01-000	EA PANEL-FAUCET BACK, SHOWER - 5" X 9" - PLASTIC
4	075241-05-000	EA FAUCET-SHOWER, BONE
5	M02429-07-000	EA PAN-SHOWER
	066436-01-000	EA NUT-SLIP, TAILPIECE - 1 5"
	066440-01-000	EA STRAINER-SHOWER, W/RUBBER WASHER
6	089318-01-000	EA DOOR-SHOWER, HINGED W/GOLD FRAME - PLASTIC - 29.8" WIDE
	089318-02-000	EA JAMB-EXPANDER
	089318-01-700	EA STRAP F/SHOWER DOOR
	089318-01-701	EA VINYL SWEEP
	089318 01-702	EA BUSHING W/ARM
	092574-01-703	EA GOLD DOOR PULL
	092574-01-704	EA SCREW-GOLD, #6 3/8 - COASTAL 638G
	092574-01-705	EA MAGNETIC STRIP-56 9" - COASTAL 98-41
	092574-01-707	EA PIVOT BUSHING - 18712B
	057671-01-000	EA COVER-SCREW, #8 - PLASTIC - OFF WHITE

BEDROOM GROUP



TWIN BEDROOM CABINETRY

KEY	PART NUMBER	U/M DESCRIPTION
1	P04746-27-D09	EA DOOR ASM-W/O HARDWARE - 305 X 1015
2	106307-01-C05	EA CABINET ASM-SHIRT CLOSET, W/O DOORS & HARDWARE
3	103128-02-C05	EA CAP ASM-END, OVERHEAD
4	P06587-01-D09	EA CABINET ASM-OVERHEAD, REAR, W/O DOORS & HARDWARE
5	P04746-03-D09	EA DOOR ASM-W/O HARDWARE - 400 X 710
6	P08814-01-D09	EA CABINET ASM OVERHEAD REAR, W/O DOORS & HARDWARE
7	P04746-05-D09	EA DOOR ASM. W/DECORATIVE MIRROR INSERT - 15 74" X 20 47"
8	103778-11-D09	EA COUNTERTOP ASM
9	103778-01-D09	EA CABINET ASM-NIGHTSTAND, W/O DOORS & HARDWARE
10	P04746-16-D09	EA DOOR ASM-W/O HARDWARE - 365 X 455
11	P06305-01-C05	EA CABINET ASM-BED, TWIN LEFT
12	P06587-02-D09	EA CABINET ASM-OVERHEAD, W/O DOORS & HARDWARE
13	103128-01-C05	EA CAP ASM-END, OVERHEAD
14	106316-01-C05	EA CABINET ASM-SHIRT CLOSET, W/O DOORS & HARDWARE
15	P06304-01-C05	EA CABINET ASM-BED, TWIN RIGHT

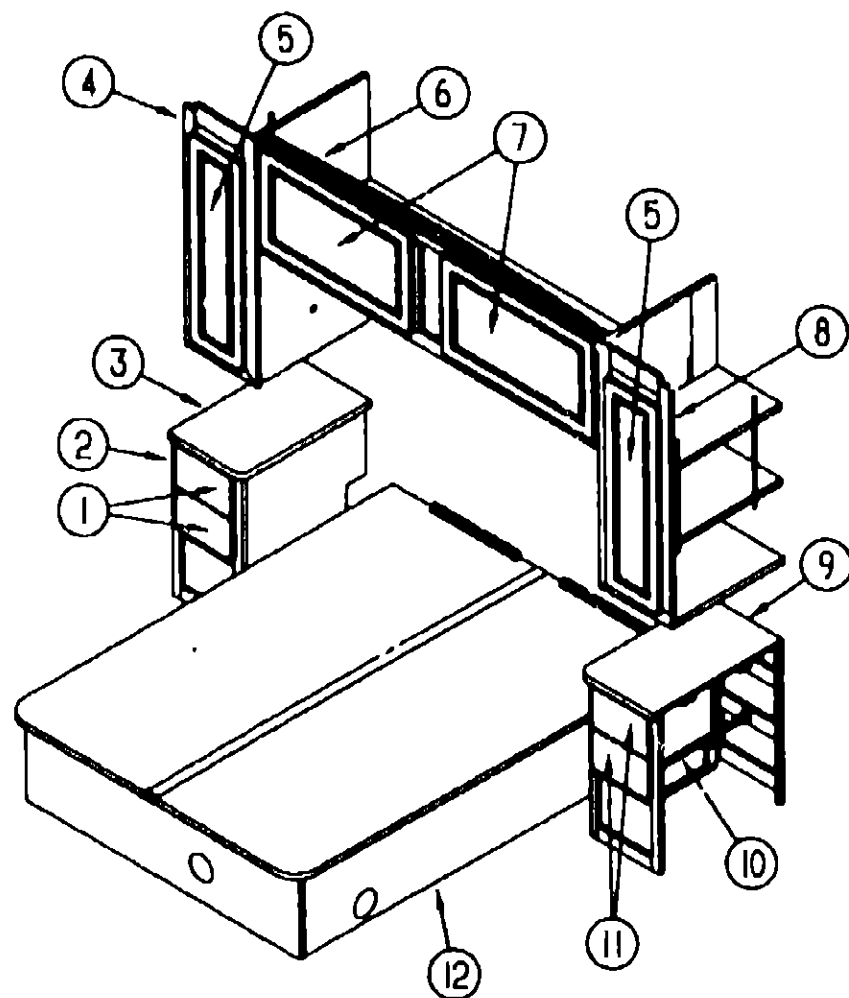
1993 WINNEBAGO TABLE OF CONTENTS

INTRODUCTION	A-01	A-02
ABBREVIATIONS		A-03
ALPHABETICAL INDEX	A-04	A-06
WCF33RQ	A-07	F-10

1993 WCF33RQ INDEX

FLOOR PLAN	A-07	A-08
ACCESSORIES		A-09
AUDIO VIDEO	A-10	A-12
BATH	A-13	A-15
BEDROOM	A-16	A-18
CHASSIS	A-19	B-07
CURTAIN & CUSHION	B-08	B-18
DINETTE	B-19	B-20
DRIVERS COMPARTMENT	B-21	C-02
ELECTRICAL	C-03	C-10
EXTERIOR BODY	C-11	C-18
GALLEY	C-19	C-23
GENERATOR	C-24	D-01
HEATING & A/C	D-02	D-08
INTERIOR FINISH	D-09	D-12
LABELS	D-13	C-21
LP		D-22
LOUNGE	D-23	E-02
SEALANTS & FASTENERS	E-03	E-06
WATER & SEWAGE	E-07	E-12
WINDOW, VENT AND		
EXTERIOR DOOR	E-13	F-08
WINDSHIELD/WIPER	F-09	F-10

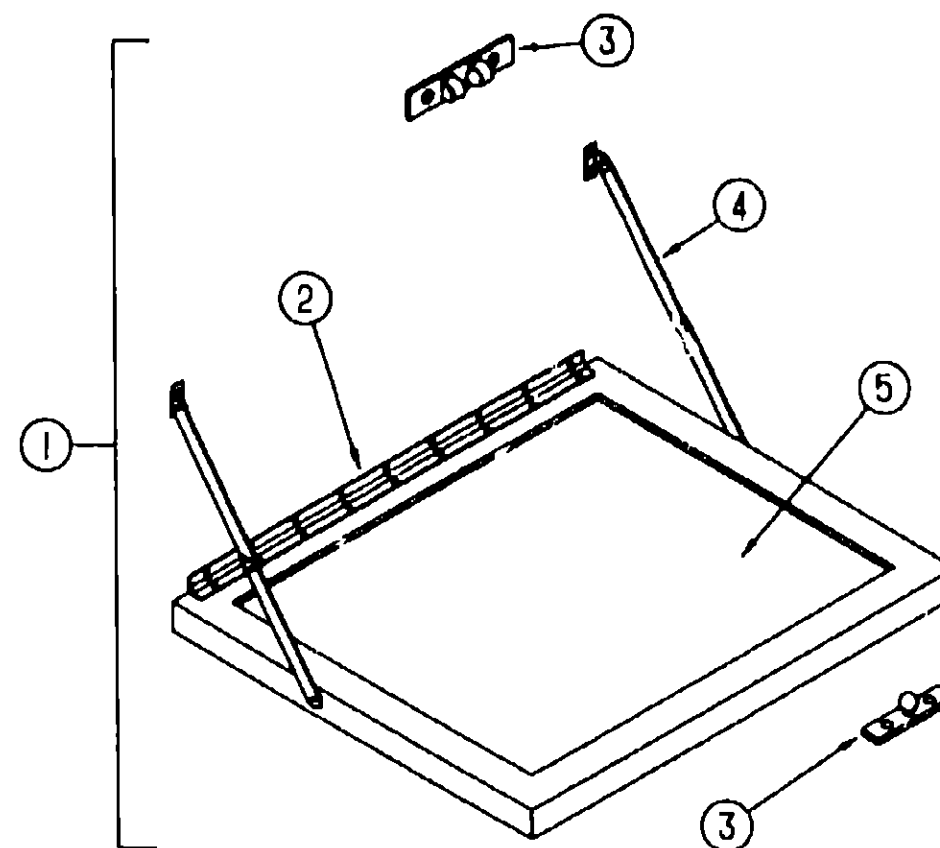
BEDROOM GROUP (CONTINUED)



QUEEN BEDROOM CABINERY

KEY	PART NUMBER	U/M DESCRIPTION
1	P07104-A3-D09	EA DRAWER COMPLETE-SLIDE, OGEE - 155 X 288
2	M05770-01-D09	EA CABINET ASM-NIGHTSTAND, W/O DOORS & HARDWARE
	M05770-02-D09	EA CABINET ASM-NIGHTSTAND W/EXTERIOR SHOWER
3	106306-11-D09	EA COUNTERTOP ASM
4	106521-01-C05	EA CABINET ASM OVERHEAD, REAR, RIGHT
5	P04746-64-D09	EA DOOR ASM W/O HARDWARE - 250 X 850
6	P06523-01-D09	EA CABINET ASM-OVERHEAD, REAR
7	P04746-04-D09	EA DOOR ASM -W/O HARDWARE - 400 X 710
8	106522-01-C05	EA CABINET ASM OVERHEAD, REAR, LEFT
9	106306-11-D09	EA COUNTERTOP ASM
10	104362-01-D09	EA CABINET ASM-NIGHTSTAND, W/O DOORS & HARDWARE
11	P07104-98-D09	EA DRAWER COMPLETE-SLIDE, OGEE - 155 X 288
12	P06303-01-C05	EA CABINET ASM BED, QUEEN
	107540-01-000	EA BRACKET - 90 DEGREE, GAS SPRING - SPRING L SL58RP1
	107541-01-000	EA BRACKET-FLAT, GAS SPRING - SPRING L SL40P1
	089076 03-000	EA SUPPORT-BED, H-CHANNEL - 1 96" X 72 7" - ALUMINUM - BEIGE

BEDROOM GROUP (CONTINUED)



TV STAND

KEY	PART NUMBER	U/M DESCRIPTION
1	084357-02-W24	EA STAND-FOLD DOWN, TV - W/MIRROR
2	084413-01-000	EA HINGE-CONTINUOUS, W/HOLES
3	084451-01-000	EA CATCH-TV SHELF, BRASS
4	084412-01-000	EA SUPPORT-HINGED (PAIR)
5	084356-08-000	EA INSERT-TV STAND, W/SUPPORT HINGE - METAL - OFF WHITE
5	058331-14-000	EA MIRROR-GLASS, SAFETY - 14" X 12 7"

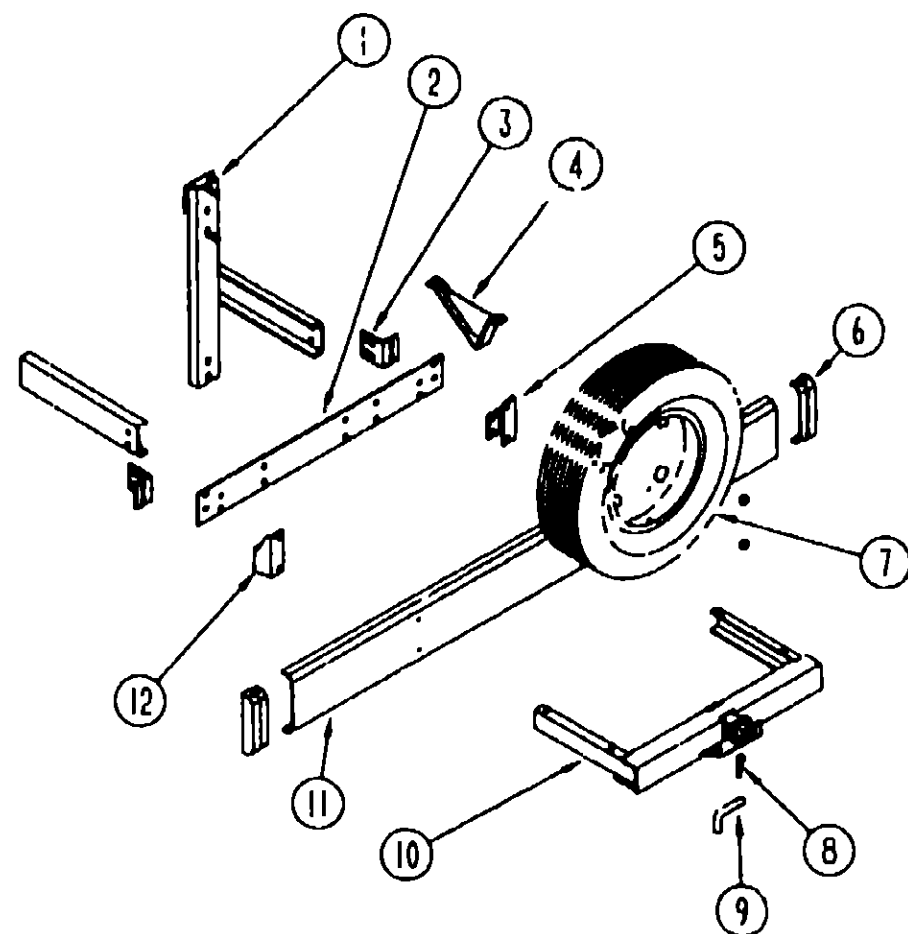
**1993 WINNEBAGO
TABLE OF CONTENTS**

INTRODUCTION	A-01	A-02
ABBREVIATIONS		A-03
ALPHABETICAL INDEX	A-04	A-06
WCF33RQ	A-07	F-10

1993 WCF33RQ INDEX

FLOOR PLAN	A-07	A-08
ACCESSORIES		A-09
AUDIO VIDEO	A-10	A-12
BATH	A-13	A-15
BEDROOM	A-16	A-18
CHASSIS	A-19	B-07
CURTAIN & CUSHION	B-08	B-18
DINETTE	B-19	B-20
DRIVERS COMPARTMENT	B-21	C-02
ELECTRICAL	C-03	C-10
EXTERIOR BODY	C-11	C-18
GALLEY	C-19	C-23
GENERATOR	C-24	D-01
HEATING & A/C	D-02	D-08
INTERIOR FINISH	D-09	D-12
LABELS	D-13	D-21
LP		D-22
LOUNGE	D-23	E-02
SEALANTS & FASTENERS	E-03	E-06
WATER & SEWAGE	E-07	E-12
WINDOW, VENT AND		
EXTERIOR DOOR	E-13	F-08
WINDSHIELD/WIPER	F-09	F-10

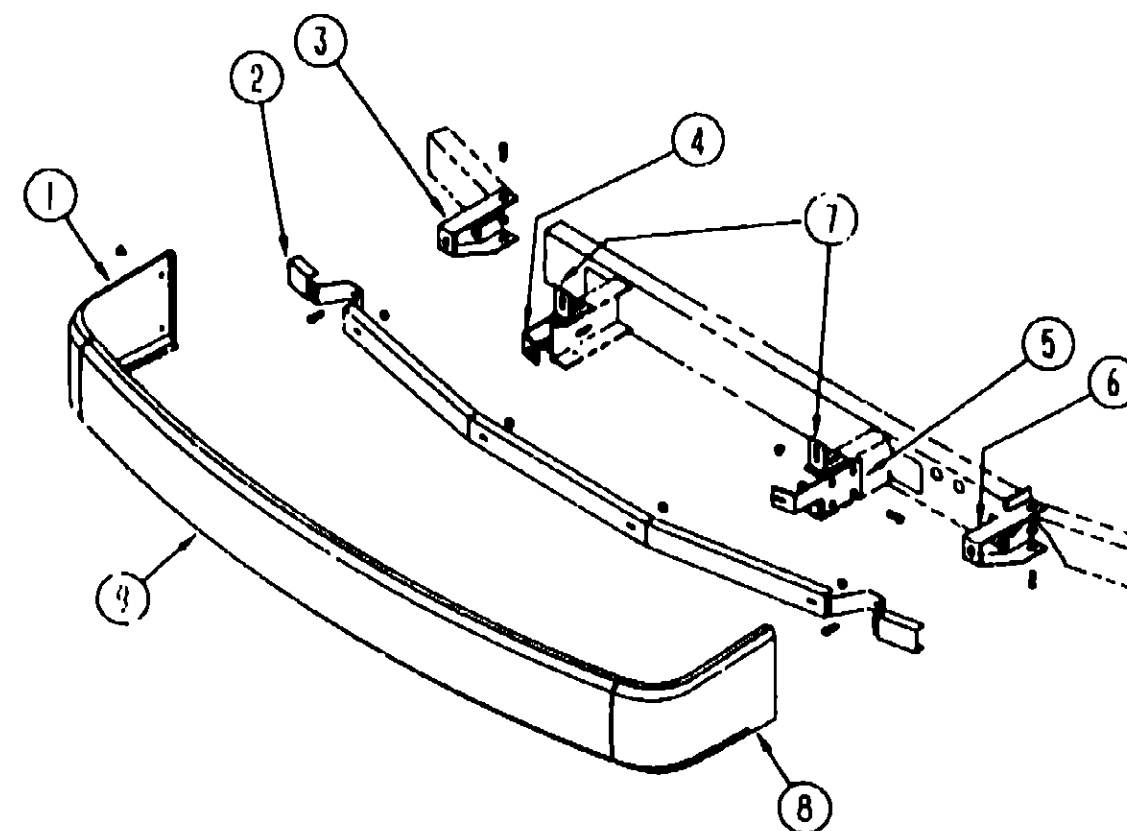
CHASSIS GROUP



REAR BUMPER, TRAILER HITCH & COMPONENTS

KEY	PART NUMBER	U/M	DESCRIPTION
1	102944-01-000	EA	BRACKET ASM-TIRE CARRIER (CHEVY)
1	102944-02-000	EA	BRACKET ASM-TIRE CARRIER (FORD)
2	078678-02-000	EA	PLATE-MOUNTING, BUMPER - REAR
3	078668-01-000	EA	SUPPORT ANGLE-BUMPER, REAR
4	083376-01-000	EA	SKID PLATE
5	102945-03-000	EA	BRACKET ASM-BUMPER, REAR
6	103228-01-01A	EA	CAP-END, BUMPER - REAR - OFF WHITE - DR OR PASS SIDE
	094362-02-000	EA	CLIP-CHRISTMAS TREE, FLAT HEAD - 5" X 95"
7	083425-05-000	EA	TIRE - 7 50 X R16 LRD MICHELIN XPS RIB - GAS
7	007324-04-000	EA	TIRE - 8R19 5 LRD, MICHELIN XZA - DIESEL OPTION
	051377-01-000	EA	STEM-VALVE, TR 500 - DIESEL OPTION
	051377-03-000	EA	STEM-VALVE TRO 600HP - GAS
8	034513-01-000	EA	PIN HITCH - 3/16 WIRE
9	034512-01-000	EA	PIN-LOCKING-DRAWBAR
10	077617-01-000	EA	HITCH ASM W/O DRAWBAR
11	103099-01-02A	EA	BUMPER-REAR, OFF WHITE
12	102945-04-000	EA	BRACKET ASM-BUMPER, REAR
	097744-02-000	EA	HOUSING-TRAILER PIN 48"
	097745-02-000	EA	HOUSING-RECEPTACLE, TRAILER - 48" WIRE LENGTH
	097746-01-000	EA	HOUSING-CAP

CHASSIS GROUP (CONTINUED)



FRONT BUMPER

KEY	PART NUMBER	U/M	DESCRIPTION
1	103625-01-01A	EA	PANEL-FACIA,BUMPER FRONT RIGHT - OFF WHITE
2	103512-01-000	EA	CHANNEL ASM-BUMPER
3	103497-01-000	EA	BRACE-BUMPER,FRONT
4	086140-03-000	EA	SUPPORT-FRONT BUMPER, PASSENGER SIDE - 9 1" X 4" - STEEL
5	086140-04-000	EA	SUPPORT-FRONT BUMPER, DRIVER SIDE - 9 1" X 4" - STEEL
6	103611-01-000	EA	BRACE-BUMPER,FRONT
7	103628-01-000	EA	BRACKET-FRONT,LOWER,M'TG
8	103625-02-01A	EA	PANEL-FACIA,BUMPER FRONT LEFT - OFF WHITE
9	103634-07-C05	EA	BUMPER ASM-FRONT, W/RIGHT & LEFT FACIAS

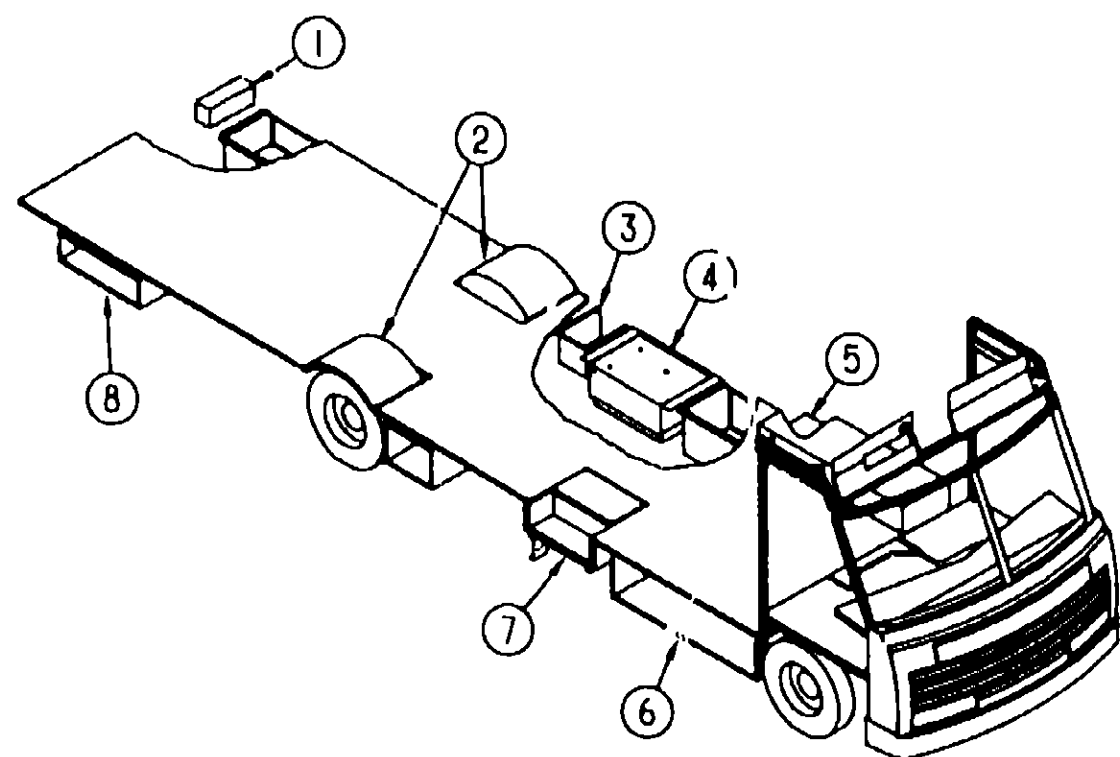
1993 WINNEBAGO TABLE OF CONTENTS

INTRODUCTION	A-01 - A-02
ABBREVIATIONS	V-03
ALPHABETICAL INDEX	A-04 - A-06
WCF33RQ	A-07 - F-10

1993 WCF33RQ INDEX

FLOOR PLAN	A-07 - A-08
ACCESSORIES	A-09
AUDIO V. DEO	A-10 - A-12
BATH	A-13 - A-15
BEDROOM	A-16 - A-18
CHASSIS	A-19 - B-07
CURTAIN & CUSHION	B-08 - B-18
DINETTE	B-19 - B-20
DRIVERS COMPARTMENT	B-21 - C-02
ELECTRICAL	C-03 - C-10
EXTERIOR BODY	C-11 - C-18
GALLEY	C-19 - C-23
GENERATOR	C-24 - D-01
HEATING & A/C	D-02 - D-08
INTERIOR FINISH	D-09 - D-12
LABELS	D-13 - D-21
LP	D-22
LOUNGE	D-23 - E-02
SEALANTS & FASTENERS	E-03 - E-06
WATER & SEWAGE	E-07 - E-12
WINDOW, VENT AND	
EXTERIOR DOOR	E-13 - F-08
WINDSHIELD/WIPER	F-09 - F-10

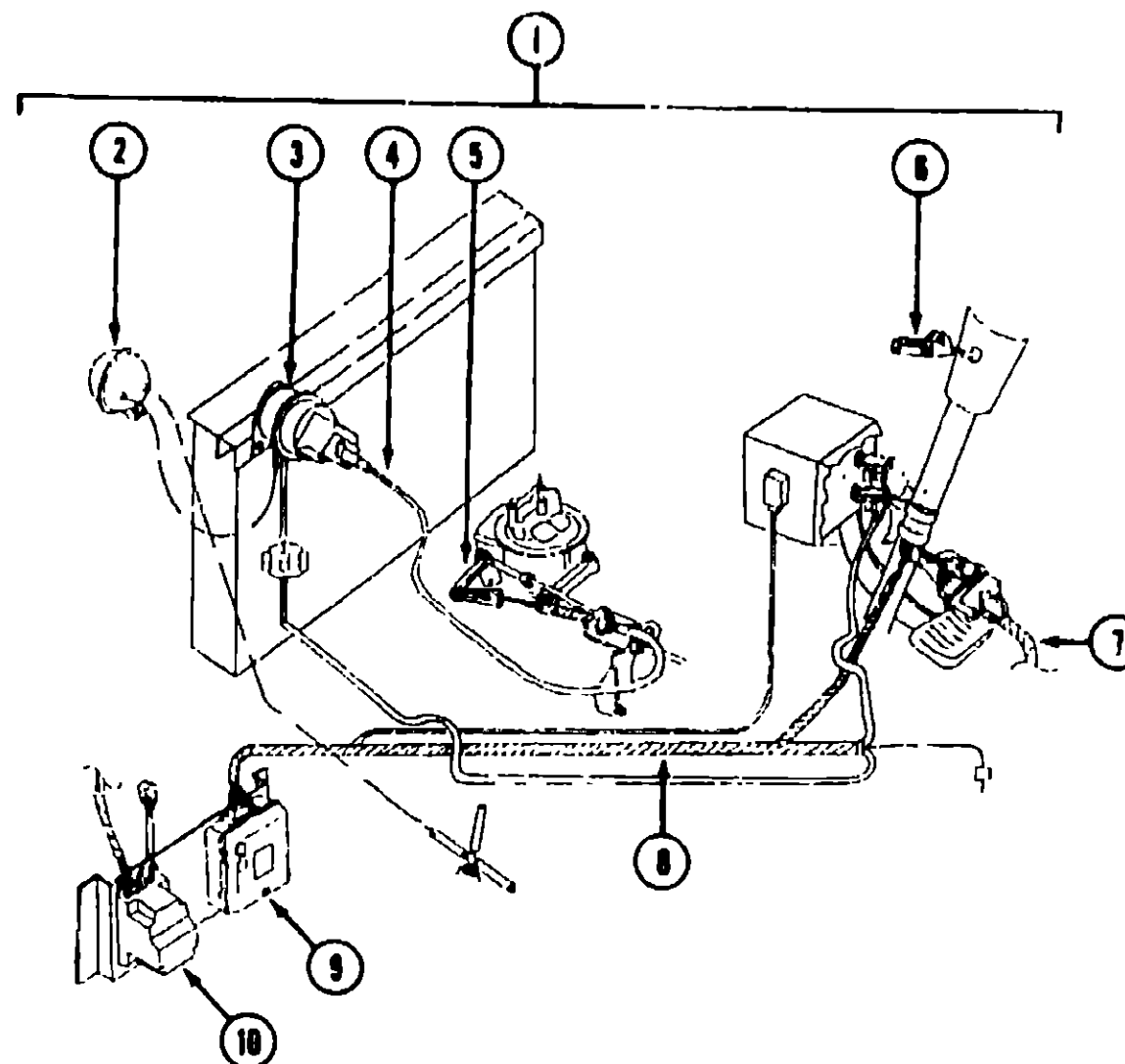
CHASSIS GROUP (CONTINUED)



STORAGE COMPARTMENTS & WHEELWELLS

KEY	PART NUMBER	U/M	DESCRIPTION
1	085967-01-000	EA	COMPARTMENT-SEWER HOSE, 6" X 6" X 17 8" - PLASTIC
2	102321-01-000	EA	WHEELWELL - PLASTIC
3	102979-01-000	EA	BOX-POWER CORD
4	078137-C4-000	EA	TRAY-COMPARTMENT, GENERATOR - 29 1" WIDE X 22 4" DEEP
5	103036-02-000	EA	COMPARTMENT ASM-STORAGE
6	103032-07-000	EA	COMPARTMENT ASM-STORAGE
7	077848-02-000	EA	STEP-PULLOUT
	091176-01-000	EA	SUPPORT-BASE-ENTRANCE STEP
8	103032-08-000	EA	COMPARTMENT ASM-STORAGE
	104897-03-01A	EA	BOX-ENTERTAINMENT CENTER OFF WHITE
	104898-01-01A	EA	PLATE-PLASTIC BOTTOM - OFF WHITE
	106208-01-01A	EA	COMPARTMENT EXTERIOR SHOWER, OFF WHITE - PLASTIC
	020167-C4-000	EA	GUARD-DIRT
	020167-05-000	EA	GUARD-DIRT
			FROM 00-00-00 THRU 08-26-92
			FROM 08-27-92 THRU 99-99-99
	017516-01-000	EA	FLAP-MUD, 14" X 18" - BLACK
	065450-05-000	EA	TIEDOWN-BATTERY, 8 4" TUBE
	090604-06-000	EA	TRAY-BATTERY, AUTO - W/TWO HEX NUTS - FORD

CHASSIS GROUP (CONTINUED)



**SPEED CONTROL (GAS)
FROM: 00-00-00 THRU: 10-18-92**

KEY	PART NUMBER	U/M	DESCRIPTION
1	102362-01-000	EA	SPEED CONTROL-DANA 59L-111010B
2	094369-01-705	EA	VACUUM RESERVOIR - DANA 59C-02249
3	094369-01-706	EA	SERVO - DANA 53D-11116-R
4	102362-01-700	EA	CABLE ONLY-REPLACEMENT - DANA 59C-03001
5	102362-01-706	EA	THROTTLE STUD - DANA 59A-02979
6	102362-01-707	EA	CONTROL SWITCH & LEVER ASM - DANA 53D-08X63-F
7	102362-01-703	EA	HARNESS ASM-PIVOT SWITCH TO WIPER - DANA 59C-02973
8	102362-01-704	EA	HARNESS ASM-MAIN WIRING - DANA 59D-02975
9	102362-01-701	EA	REGULATOR ASM-ELECTRONIC - DANA 57C-08X13-R
10	102362-01-702	EA	WIPER CONTROL MODULE - DANA 66C-00061
	102362-01-705	EA	THROTTLE RETAINER CLIP - DANA 59A-02821
	094863-01-704	EA	HOUSING-4 PIN - DANA 59C-02291

FROM: 10-18-92 THRU: 99-99-99

KEY	PART NUMBER	U/M	DESCRIPTION
1	102362-04-000	EA	SPEED CONTROL-DANA 59L-111022B
2	094369-01-705	EA	VACUUM RESERVOIR - DANA 59C-02249
3	094369-01-706	EA	SERVO - DANA 53D-11116 R
4	102362-01-700	EA	CABLE ONLY-REPLACEMENT - DANA 59C-03001
6	102362-01-707	EA	CONTROL SWITCH & LEVER ASM - DANA 53D-08X63-F
7	102362-01-703	EA	HARNESS ASM-PIVOT SWITCH TO WIPER - DANA 59C-02973
8	102362-01-704	EA	HARNESS ASM-MAIN WIRING - DANA 59D-02975
9	102362-01-701	EA	REGULATOR ASM-ELECTRONIC - DANA 57C-08X13-R
10	102362-01-702	EA	WIPER CONTROL MODULE - DANA 66C-00061
	102362-01-705	EA	THROTTLE RETAINER CLIP - DANA 59A-02821
	094863-01-704	EA	HOUSING-4 PIN - DANA 59C-02291

**1993 WINNEBAGO
TABLE OF CONTENTS**

INTRODUCTION	A-01	A-02
ABBREVIATIONS		A-03
ALPHABETICAL INDEX	A-04	A-06
WCF33RQ	A-07	F-10

1993 WCF33RQ INDEX

FLOOR PLAN	A-07	A-08
ACCESSORIES		A-09
AUDIO VIDEO	A-10	A-12
BATH	A-13	A-15
BEDROOM	A-16	A-18
CHASSIS	A-19	B-07
CURTAIN & CUSHION	B-08	B-18
DINETTE	B-19	B-20
DRIVERS COMPARTMENT	B-21	C-02
ELECTRICAL	C-03	C-10
EXTERIOR BODY	C-11	C-18
GALLEY	C-19	C-23
GENERATOR	C-24	D-01
HEATING & A/C	D-02	D-08
INTERIOR FINISH	D-09	D-12
LABELS	D-13	D-21
LP		D-22
LOUNGE	D-23	E-02
SEALANTS & FASTENERS	E-03	E-06
WATER & SEWAGE	E-07	E-12
WINDOW, VENT AND		
EXTERIOR DOOR	E-13	F-08
WINDSHIELD/WIPER	F-09	F-10

CHASSIS GROUP (CONTINUED)
CHASSIS MISCELLANEOUS

KEY	PART NUMBER	U/M	DESCRIPTION
	055278 51-259	FT	TUBING-STEEL, .75" X 1.5" X 170"
	065450-05 000	EA	TIEDOWN-BATTERY, 8 4" TUBE - STEEL
	075307-03-000	EA	SHIELD-HEAT, LP
	093719 01-000	EA	HOSE-OIL FILL, PREFORMED 90 DEGREE BEND
	070579 06-000	EA	PLATE-ANCHOR, W/7/16 WELD NUT - 1.5 X 3.3"
	077001-01-000	EA	ANGLE-MOUNTING, ROOF PANEL - V ANGLE - 3" X 2 4" X 1 5"
	103135-01-000	EA	BRACKET-SUPPORT, UPPER, HINGE RIGHT
	103136-02-000	EA	BRACKET-SUPPORT, UPPER, HINGE, LEFT
	008042 01-000	FT	TUBING-VINYL, 65" ID
	020167-04-000	EA	GUARD-DIRT
	020167 05-000	EA	GUARD-DIRT
	078038-01-000	EA	EXTENSION-FRAME, FRONT
	076510 01-000	EA	BAFFLE-RADIATOR, 12" X 15" X 62" RUBBER
	080209-01-000	EA	LUG WRENCH, 1 06 X 1 00
	030208 02 000	EA	BAR-LEVERAGE, LUG WRENCH
	088498 01-000	EA	UNION-INVERTED FLARE, BRASS - 3/16 - 3/8 24 THD BRAKE LINE
	096351 01 000	EA	CABLE-BRAKE, PARK - FORD CHASSIS
	105619-01-000	EA	BRACKET-OVERFLOW BOTTLE - FORD
	095501-01-000	EA	BRACKET-BRAKE, L-ANGLE W/GUSSET - STEEL - FORD MOUNTS BRAKE CABLE & SUPPORTS HOOD RELEASE CABLE
	095853 01-000	EA	WHEEL-STEEL, 16" X 6K - E8TZ - 1015 - A - ACCURIDE 28375-12 FORD
	088477-02-000	EA	NUT-INVERTED FLARE, 1/4"
	085771 03-000	EA	NUT-HEX, FLARE PREVAILING TORQUE - GRADE G DRIVE SHAFT
	088498-01-000	EA	UNION-INVERTED FLARE, BRASS - 3/16 - 3/8 - 24 THREAD BRAKE LINE

TIRE COVERS

KEY	PART NUMBER	U/M	DESCRIPTION
	104408-01-C05	EA	COVER-TIRE, 32" - BRAVE
	104408-01-D10	EA	COVER-TIRE, 32" - BRAVE - BLUE GRAPHICS OPTION
	108163-01-01A	EA	COVER ASM-TIRE, 16" CHEVY
	108560-02-01A	EA	INSERT-TIRE COVER, 16" CHEVY
	108163-02-01A	EA	COVER ASM-TIRE, 19 5" CHEVY
	108560 03 01A	EA	INSERT-TIRE COVER, 19 5" CHEVY

ELECTRIC STEP

KEY	PART NUMBER	U/M	DESCRIPTION
	075723 02-000	EA	SPACER-SWITCH, W/HOLE - 2" X .9" X 2" - METAL - OFF WHITE FOR ELECTRIC STEP DOOR JAMB SWITCH
	094708-01-01A	EA	STEP-ENTRY DOOR, ELECTRIC - SINGLE - KWIKEE 2613
	041250-01-000	EA	SWITCH-PUSH BUTTON, IN DOOR JAMB - METAL - CHROME
	094707-02-700	EA	MOTOR REPLACEMENT KIT - MODELS 32 & 28 - KWIKEE 9520
	094707-02-702	EA	GEAR KIT - KWIKEE 9525
	094707-02-703	EA	PARTS KIT, (BOLTS, ARINGS & PINS) - KWIKEE 9530
	094707-02-704	EA	CONNECTOR KIT-MOTOR, KWIKEE 9537
	094707-02-705	EA	CONTROL UNIT, (ORANGE) - KWIKEE 9513
	094708-02-700	EA	CONVERSION KIT 28 SERIES 9570 KWIKEE
	094708 03-700	EA	LINKAGE ASM F/28 SERIES - 9522

LUG WRENCH & LEVERAGE BAR

KEY	PART NUMBER	U/M	DESCRIPTION
	080208-01-000	EA	LUG WRENCH, 1 06 X 1 00
	080208-02-000	EA	BAR-LEVERAGE, LUG WRENCH

CHASSIS GROUP (CONTINUED)
WHEEL LINERS-CHROME 16 FORD

KEY	PART NUMBER	U/M	DESCRIPTION
	077030 02-000	EA	EXTENSION-VALVE STEM, 1.25"
	091209-08-000	EA	WHEEL LINER SET W/FRONT HUB COVER 16" SET OF 4
	091209 08-700	EA	LINER-WHEEL, 16" FRONT W/AXLE COVER - 10 LUG - FORD
	091209 08 701	EA	LINER-WHEEL, 16" REAR - 10 LUG - FORD
	091209-08-702	EA	COVER AXLE, 16" REAR - FORD
	091209-01-704	EA	COVER-LUG NUT LUG NUT COVER - NO SHOULDER OR FLANGE AT BASE
	095012-03-000	EA	EXTENSION-VALVE STEM, DUAL WHEEL

WHEEL COVER FORD - 16"

KEY	PART NUMBER	U/M	DESCRIPTION
	098532-01-000	EA	COVER-WHEEL, FORD - 16" - SET OF 4 - DICOR 5H-SD-16
	098532-01-700	EA	COVER LUG NUT, FORD - CHROME - DICOR SP-FM CLN
	098532-01-701	EA	COVER-WHEEL, FORD - 16"

WHEEL LINERS-CHROME 19 5" CHEVY

KEY	PART NUMBER	U/M	DESCRIPTION
	077030-02-000	EA	EXTENSION-VALVE STEM, 1.25"
	091209 01 000	EA	LINER-WHEEL, 19 5" - SST - SET OF 4 - KAPER 1954-ION
	091209 01-700	EA	LINER-WHEEL, 19 5" FRONT - 10 LUG - CHEVY P-30
	091209-01-701	EA	LINER WHEEL, 19 5" REAR - 10 LUG - CHEVY P-30
	091209-01-702	EA	COVER-AXLE, 19 5" FRONT - 10 LUG - CHEVY P-30
	091209 01-703	EA	COVER-AXLE, 19 5" REAR - 10 LUG - CHEVY P-30
	091209 01-704	EA	COVER LUG NUT
	095012-03-000	EA	EXTENSION-VALVE STEM, DUAL WHEEL

FORD TIRE, WHEEL & STEM

KEY	PART NUMBER	U/M	DESCRIPTION
	051377-03-000	EA	STEM-VALVE, TRO 600HP
	051377-05-000	EA	VALVE STEM ASM-VS938 - EATON VS-938 F52-92
	083425-05-000	EA	TIRE-MICHELIN, LT235/85R16 LRE - XPS RIB
	095853 01-000	EA	WHEEL-STEEL, 16" X 6K - E8TZ - 1015 - A - ACCURIDE 28375-12 FORD #E8TZ-1015-A

WHEEL COVER 19 5" CHEVY

KEY	PART NUMBER	U/M	DESCRIPTION
	083181-03-700	EA	COVER-WHEEL, 19 5 - 10 LUG - CHEVY - 1 ONLY
	109443-01-000	EA	COVER-WHEEL, 4/SET - 19 5" - W/HARDWARE - DICOR SHAG95
	109443-01-700	EA	COVER-WHEEL, 19 5 (FRONT OR REAR) - 1 ONLY
	083181-12-000	EA	RETAINER-WHEEL COVER, 19 5" CHEVY - SET OF 4 - DELMET
	083181-12-700	EA	RETAINER-WHEEL COVER, FRONT - 19 5 CHEVY - DELMET
	083181-12-701	EA	RETAINER-WHEEL COVER, REAR - 19 5 CHEVY - DELMET
	109443 01-701	EA	SET BRACKET, 1 FRONT WHEEL - SHAG95-FBS DICOR
	109443 01-702	EA	SET-BRACKET, 1 REAR WHEEL - SHAG95-FBS DICOR
	109443-01-703	EA	CAP-CENTER, HUB - DICOR SP-AUCAP

CHEVY TIRE & STEM

KEY	PART NUMBER	U/M	DESCRIPTION
	007324-04-000	EA	TIRE - 8R19 5 LRC MICHELIN XZA
	051377 01-000	EA	STEM-VALVE, TR 500

FRONT SHOCKS

KEY	PART NUMBER	U/M	DESCRIPTION
	104993-01-000	EA	SHOCK ABSORBER-GAS, P30 FRONT - BILSTEIN B46-1173

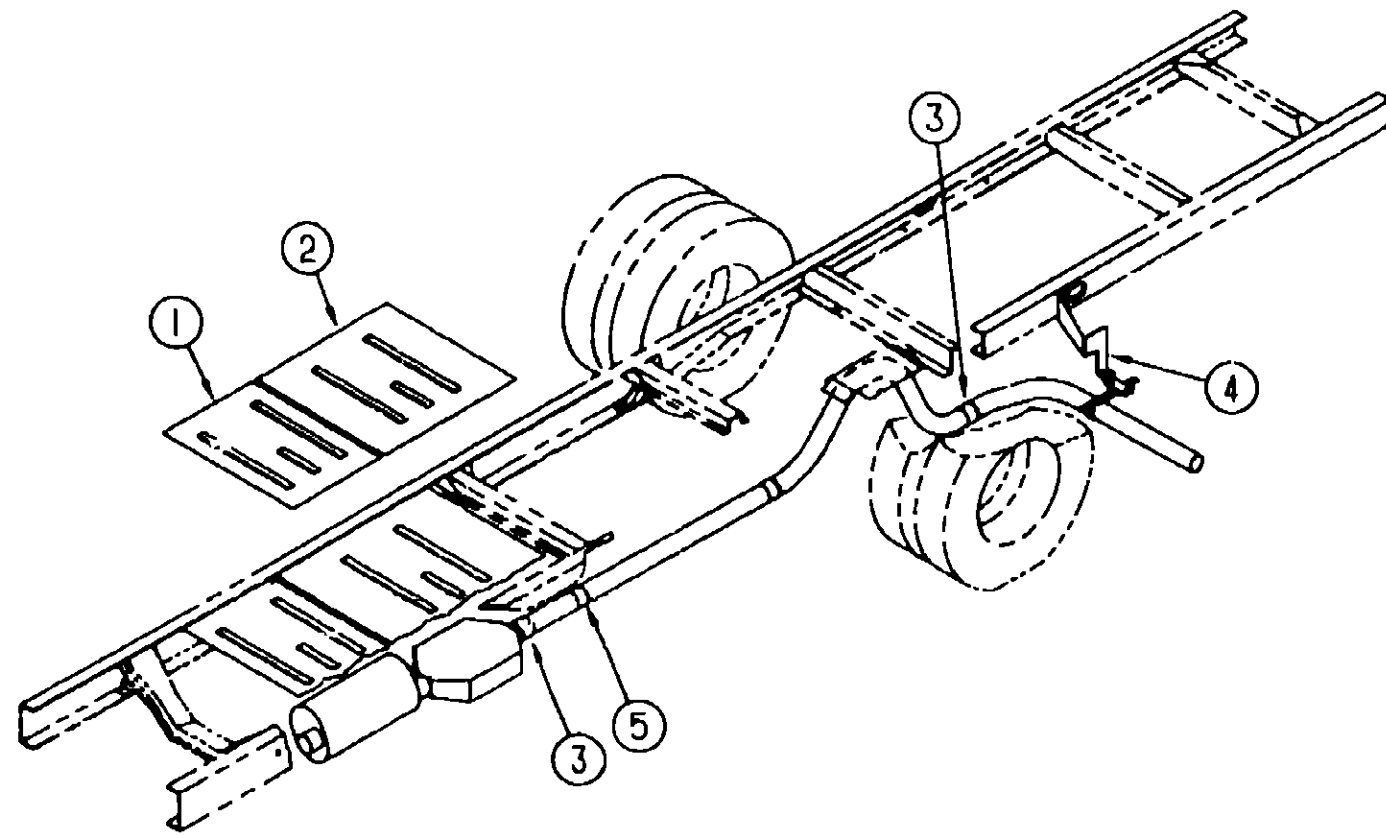
1992 WINNEBAGO
TABLE OF CONTENTS

INTRODUCTION	A-01	-	A-02
ABBREVIATIONS			A-03
ALPHABETICAL INDEX	A-04	-	A-06
WCF33RQ	A-07	-	F-10

1993 WCF33RQ INDEX

FLOOR PLAN	A-07	-	A-08
ACCESSORIES			A-09
AUDIO VIDEO	A-10	-	A-12
BATH	A-13	-	A-15
BEDROOM	A-16	-	A-18
CHASSIS	A-13	-	B-07
CURTAIN & CUSHION	B-08	-	B-18
DINETTE	B-19	-	B-20
DRIVERS COMPARTMENT	B-21	-	C-02
ELECTRICAL	C-03	-	C-10
EXTERIOR BODY	C-11	-	C-18
GALLEY	C-19	-	C-23
GENERATOR	C-24	-	D-01
HEATING & A/C	D-02	-	D-08
INTERIOR FINISH	D-09	-	D-12
LABELS	D-13	-	D-21
LP			D-22
LOUNGE	D-23	-	E-02
SEALANTS & FASTENERS	E-03	-	E-06
WATER & SEWAGE	E-07	-	E-12
WINDOW, VENT AND			
EXTERIOR DOOR	E-13	-	F-08
WINDSHIELD/WIPER	F-09	-	F-10

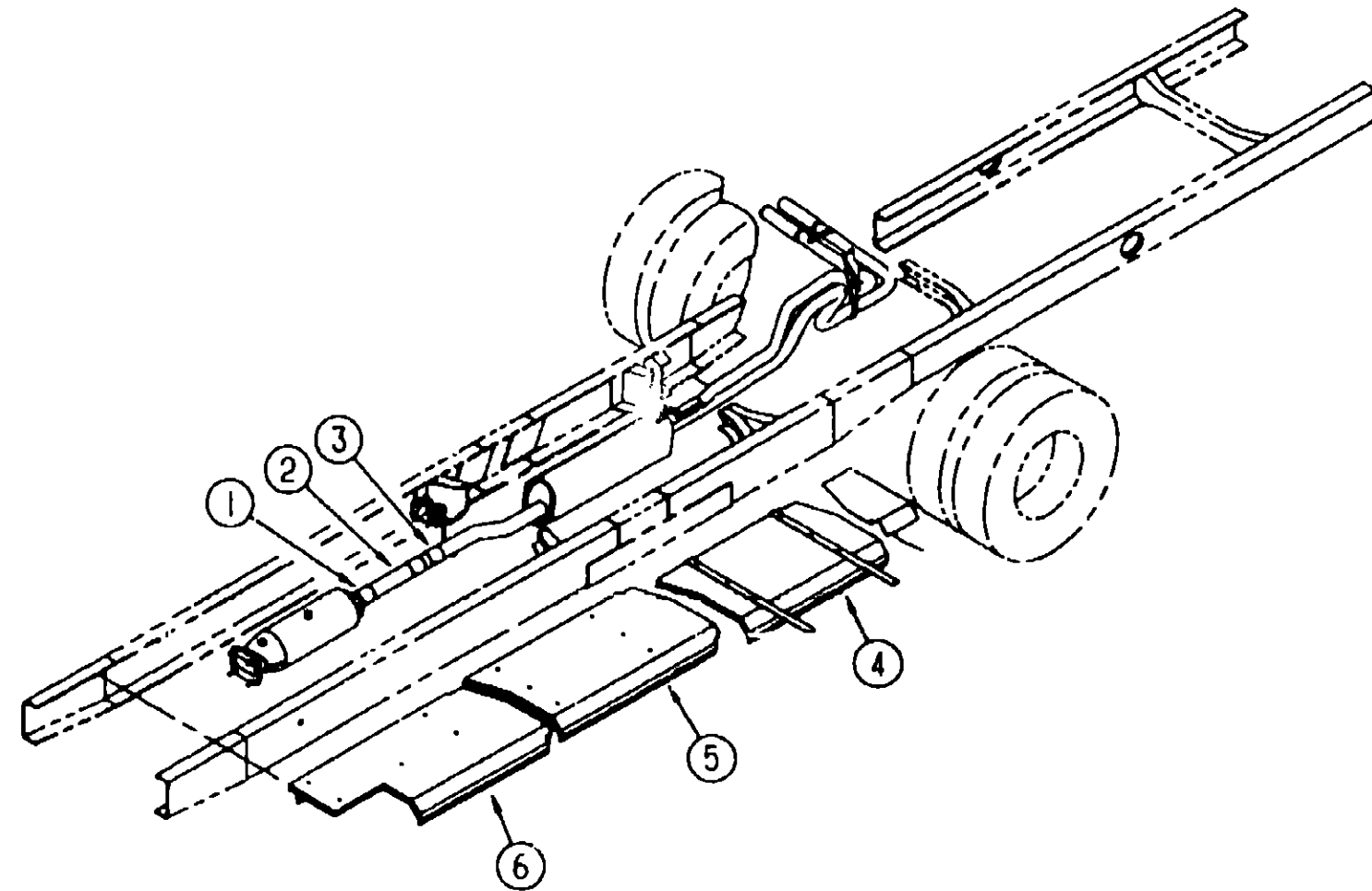
CHASSIS GROUP (CONTINUED)



EXHAUST SYSTEM (CHEVY)

KEY	PART NUMBER	U/M DESCRIPTION
1	101544-01-000	EA SHIELD-HEAT, EXHAUST - 19 7" X 28 9" - STEEL
2	101544-02-000	EA SHIELD HEAT, EXHAUST - 30" X 28 9" - STEEL
3	094918-01-000	FA CLAMP-EXHAUST, 3" - GUILLOTINE STYLE
4	095190-01-000	EA HANGER-EXHAUST, 4" X 1 4"
	095222-02-000	EA BRACKET-EXHAUST, UPPER - W/BEND & NUTS
5	098608-02-000	EA PIPE-EXHAUST, SINGLE

CHASSIS GROUP (CONTINUED)



EXHAUST SYSTEM (FORD)

KEY	PART NUMBER	U/M DESCRIPTION
1	094918 03-000	EA CLAMP-EXHAUST, 2 5"
2	096753 02 000	EA PIPE-EXHAUST, FORD - 2 5" X 14 8"
3	108084-01-000	EA PIPE-EXHAUST, STRAIGHT, FORD 2 5 ID X 5"
4	098795 02-000	EA SHIELD-EXHAUST, 35 4" X 19 8" - GALVANIZED STEEL
5	098795 03 000	EA SHIELD-EXHAUST, CENTER - 49 5" X 19 8" - GALVANIZED STEEL
6	098795-01 000	EA SHIELD-EXHAUST, 41" X 19 8" - GALVANIZED STEEL
	098443 03 000	EA SUPPORT-SHIELD, EXHAUST - 1 5" X 29 2" - STEEL - PRIMED

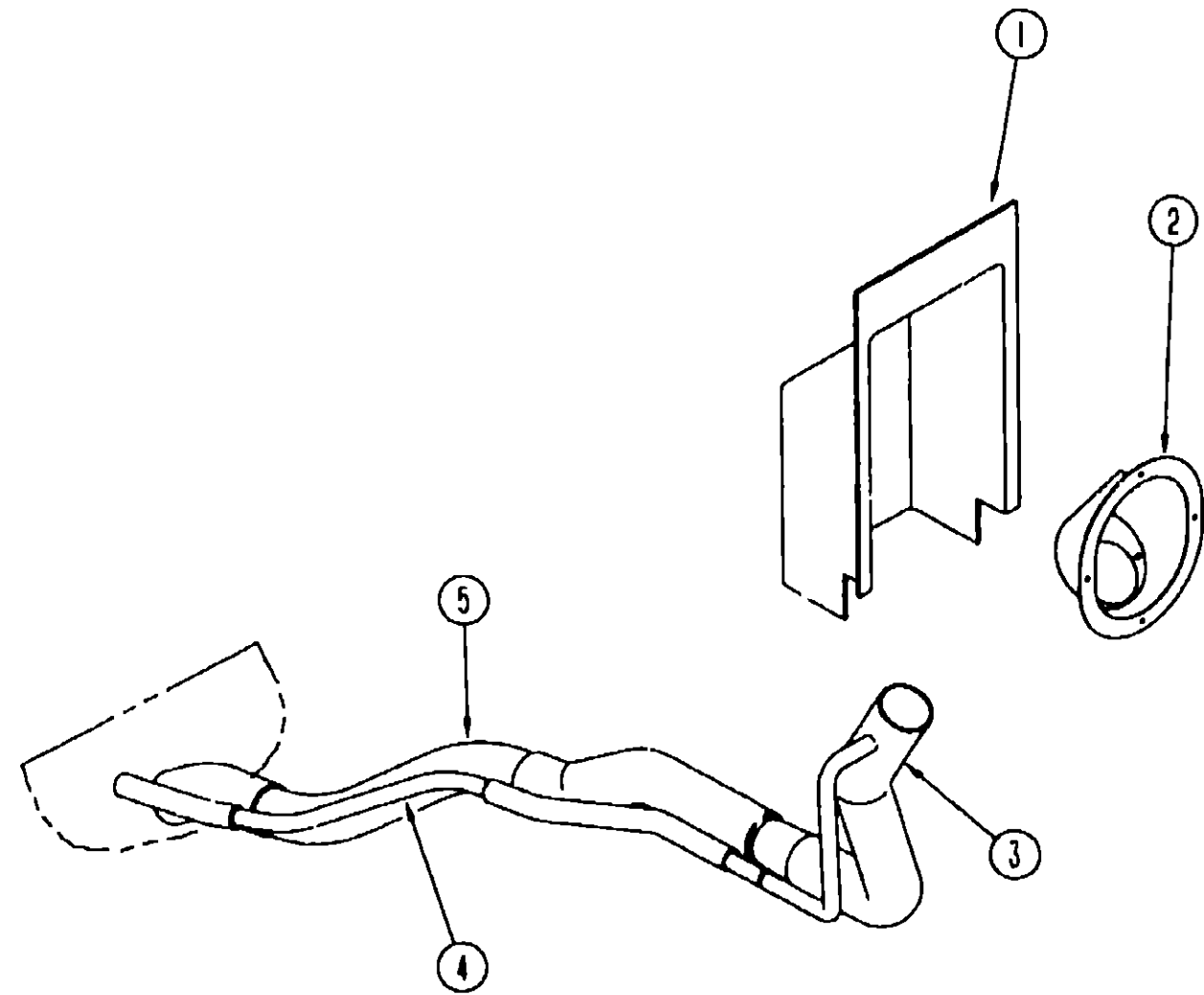
**1993 WINNEBAGO
TABLE OF CONTENTS**

INTRODUCTION	A-01 - A-02
ABBREVIATIONS	A-03
ALPHABETICAL INDEX	A-04 - A-06
WCF33RQ	A-07 - F-10

1993 WCF33RQ INDEX

FLOOR PLAN	A-07 - A-08
ACCESSORIES	A-09
AUDIO VIDEO	A-10 - A-12
BATH	A-13 - A-15
BEDROOM	A-16 - A-18
CHASSIS	A-19 - B-07
CURTAIN & CUSHION	B-08 - B-18
DINETTE	B-19 - B-20
DRIVERS COMPARTMENT	B-21 - C-02
ELECTRICAL	C-03 - C-10
EXTERIOR BODY	C-11 - C-18
GALLEY	C-19 - C-23
GENERATOR	C-24 - D-01
HEATING & A/C	D-02 - D-08
INTERIOR FINISH	D-09 - D-12
LABELS	D-13 - D-21
LP	D-22
LOUNGE	D-23 - E-02
SEALANTS & FASTENERS	E-03 - E-06
WATER & SEWAGE	E-07 - E-12
WINDOW, VENT AND EXTERIOR DOOR	E-13 - F-08
WINDSHIELD/WIPER	F-09 - F-10

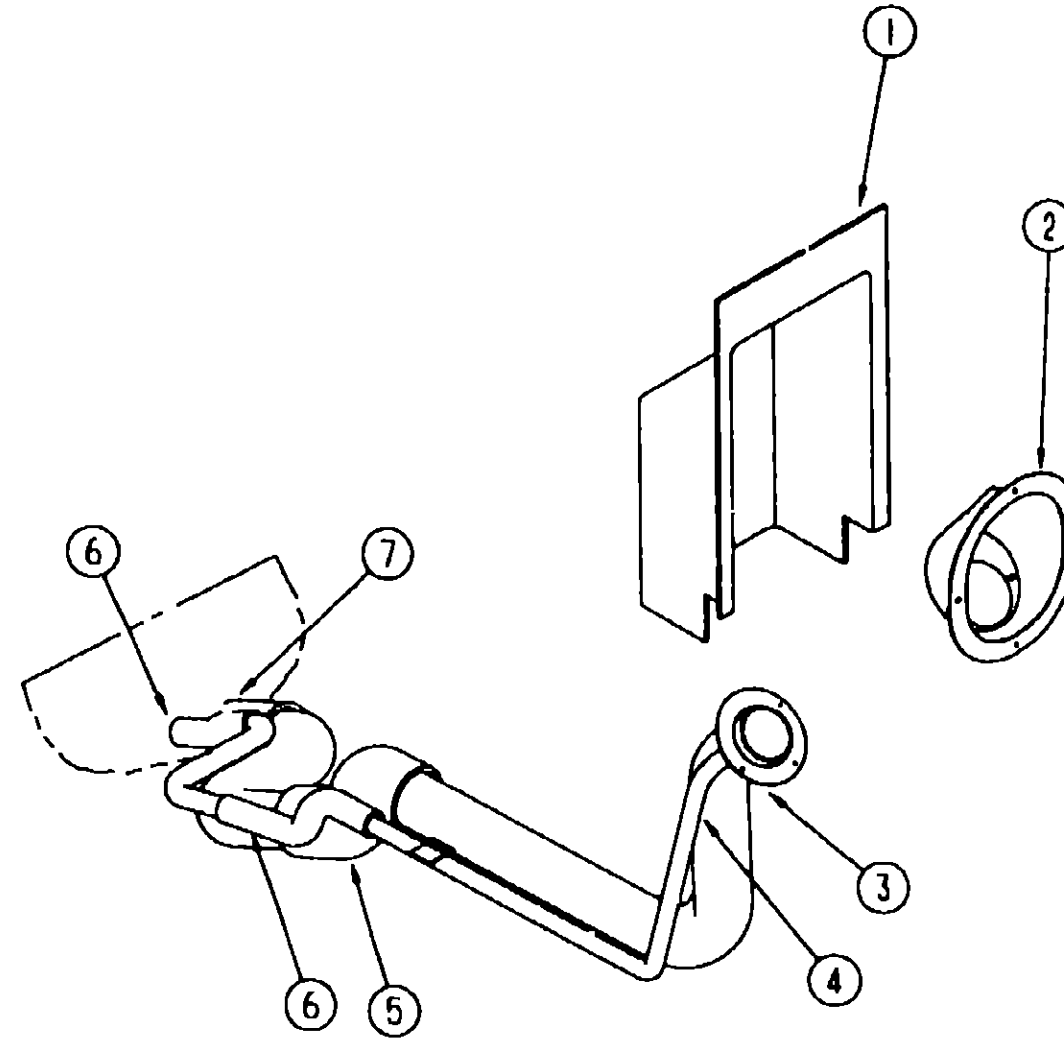
CHASSIS GROUP (CONTINUED)



FUEL SYSTEM (CHEVY)

KEY	PART NUMBER	U/M	DESCRIPTION
1	072447-04-000	EA	SHROUD FUEL FILL, UPPER - PLASTIC
2	102951-01-02A	EA	SHROUD-FUEL FILL - OFF WHITE
3	078200-01-000	EA	GASKET-FUEL FILL, 3.5"OD X 2"ID
4	098804-01-000	EA	PIPE-VENT, FUEL FILL - 12" LONG
5	090805-01-000	EA	PIPE-FUEL, FUEL FILL - 11.4" LONG
	084884-01-000	EA	PLUG-BRASS, 3/8"
	007063-01-000	FT	HOSE-GAS 1/4"ID X 1/2"OD
	098779-01-000	EA	COUPLER-FUEL LINE M14 X 1.5 6H - GM 15550219
	098779-02-000	EA	COUPLER-FUEL LINE M16 X 1.5 6H
	080081-01-000	EA	STRAP MOUNTING, FUEL LINE - 2" X 32"

CHASSIS GROUP (CONTINUED)



FUEL SYSTEM (FORD)

KEY	PART NUMBER	U/M	DESCRIPTION
1	072447-04-000	EA	SHROUD-FUEL FILL, UPPER - PLASTIC
2	102951-01-02A	EA	SHROUD-FUEL FILL, OFF WHITE
3	078200-01-000	EA	GASKET FUEL FILL, 3.5"OD X 2"ID
4	095606-01-000	EA	NECK-FUEL FILL, W/CHECK VALVE - L SHAPED - 18.2" LONG
5	100156-01-000	EA	HOSE-FUEL FILL, 8.3" LONG W/2" ID
6	066732-03-000	FT	HOSE-FUEL FILL, .75" ID
7	007111-02-000	EA	HOSE-FUEL FILL, 2.00 ID - IN 3FT LENGTHS
	007063-01-000	FT	HOSE-GAS 1/4"ID X 1/2"OD
	084884-01-000	EA	PLUG BRASS, 3/8"

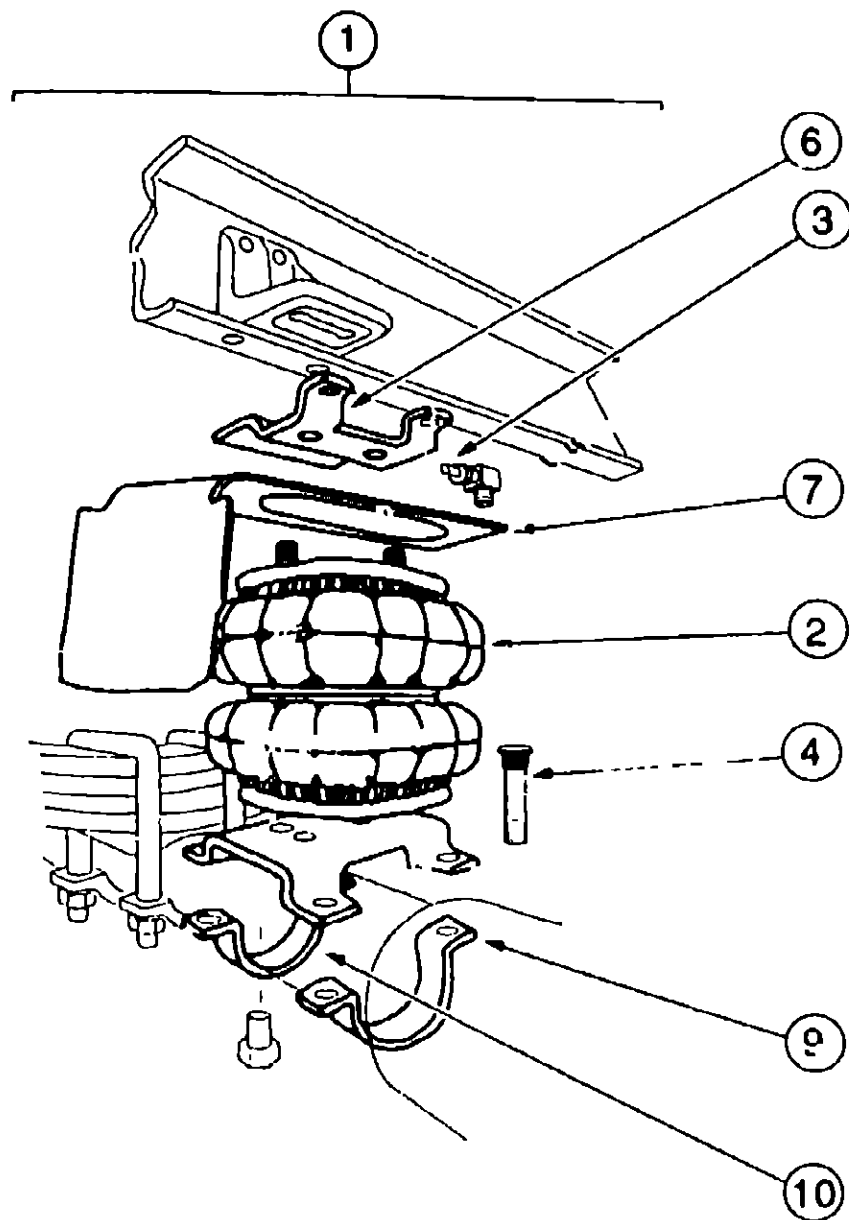
**1993 WINNEBAGO
TABLE OF CONTENTS**

INTRODUCTION	A-01 -	A-02
ABBREVIATIONS		A-03
ALPHABETICAL INDEX	A-04 -	A-06
WCF33RQ	A-07 -	F-10

1993 WCF33RQ INDEX

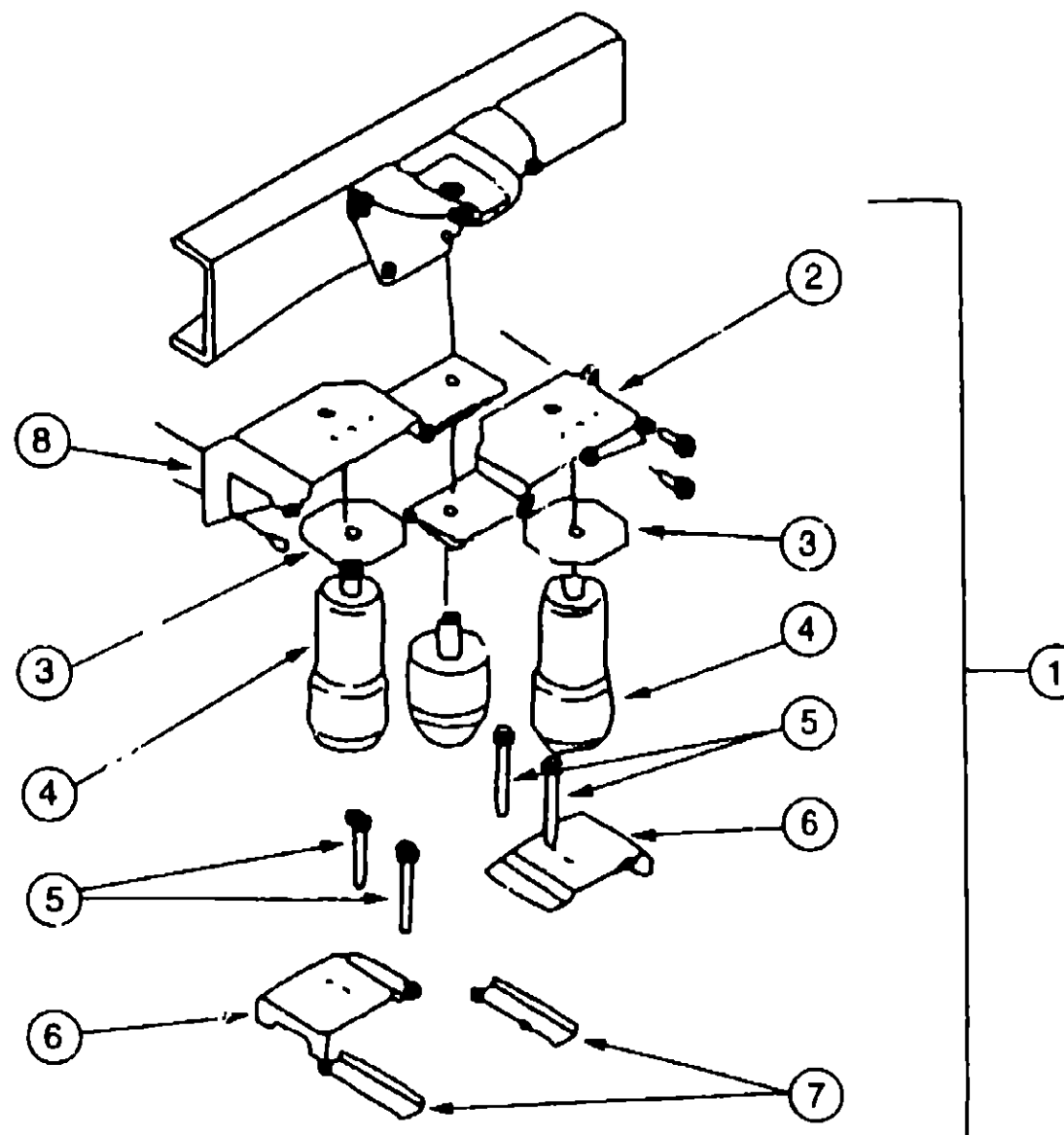
FLOOR PLAN	A-07 -	A-08
ACCESSORIES		A-09
AUDIO VIDEO	A-10 -	A-12
BATH	A-13 -	A-15
BEDROOM	A-16 -	A-18
CHASSIS	A-19 -	B-07
CURTAIN & CUSHION	B-08 -	B-18
DINETTE	B-19 -	B-20
DRIVERS COMPARTMENT	B-21 -	C-02
ELECTRICAL	C-03 -	C-10
EXTERIOR BODY	C-11 -	C-18
GALLEY	C-19 -	C-23
GENERATOR	C-24 -	D-01
HEATING & A/C	D-02 -	D-08
INTERIOR FINISH	D-09 -	D-12
LABELS	D-13 -	D-21
LP		D-22
LOUNGE	D-23 -	E-02
SEALANTS & FASTENERS	E-03 -	E-06
WATER & SEWAGE	E-07 -	E-12
WINDOW, VENT AND		
EXTERIOR DOOR	E-13 -	F-08
WINDSHIELD/WIPER	F-09 -	F-10

CHASSIS GROUP (CONTINUED)



REAR AXLE AIRSPRINGS
(FROM 00-00-00 THRU: 09-29-92)

CHASSIS GROUP (CONTINUED)



REAR AXLE AIRSPRING, CHEVY (RIDE RITE)
(FROM 09-30-92 THRU: 99-99-99)

**1993 WINNEBAGO
TABLE OF CONTENTS**

INTRODUCTION	A-01 -	A-02
ABBREVIATIONS		A-03
ALPHABETICAL INDEX	A-04 -	A-06
WCF33RQ	A-07 -	F-10

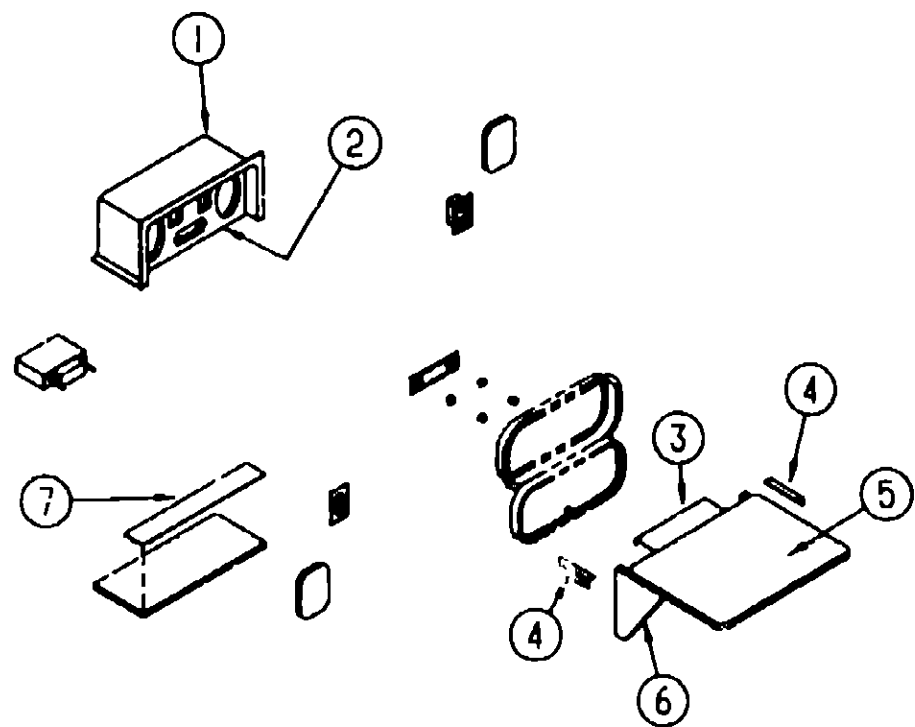
1993 WCF33RQ INDEX

FLOOR PLAN	A-07 -	A-08
ACCESSORIES		A-09
AUDIO VIDEO	A-10 -	A-12
BATH	A-13 -	A-15
BEDROOM	A-16 -	A-18
CHASSIS	A-19 -	B-07
CURTAIN & CUSHION	B-08 -	B-18
DINETTE	B-19 -	B-20
DRIVERS COMPARTMENT	B-21 -	C-02
ELECTRICAL	C-03 -	C-10
EXTERIOR BODY	C-11 -	C-18
GALLEY	C-19 -	C-23
GENERATOR	C-24 -	D-01
HEATING & A/C	D-02 -	D-08
INTERIOR FINISH	D-09 -	D-12
LABELS	D-13 -	D-21
LP		D-22
LOUNGE	D-23 -	F-02
SEALANTS & FASTENERS	E-03 -	E-06
WATER & SEWAGE	E-07 -	E-12
WINDOW, VENT AND		
EXTERIOR DOOR	E-13 -	F-08
WINDSHIELD/WIPER	F-09 -	F-10

KEY	PART NUMBER	U/M DESCRIPTION
1	084086-04-000	EA AIRSPRING-BELLOWS, REAR AXLE - FIRESTONE# MHA224
2	084086-01-700	EA AIR BAG-ONLY, FIRESTONE# W21-760-0335
3	084086-01-701	EA TUBING-DOT 1/4" X 18' - FIRESTONE# 21-0938
4	084086-01-702	EA BOLT-RIBBED NECK, 3/8"-24 X 2 5" FIRESTONE# 21-0829
	084086-01-705	EA TUBING PROTECTORS, FIRESTONE# 21-0899
6	084086-01-706	EA BRACKET-UPPER TO FRAME, FIRESTONE# 21-0150
7	084086-01-711	EA HEAT SHIELD - 224 DOS SYSTEM, FIRESTONE 21-5042
9	084086-01-713	EA AXLE STRAP BRACKET, AXLE TUBE - 3 USED - FIRESTONE 21-1163
10	084086-01-714	EA AXLE STRAP BRACKET, DIFFERENTIAL - 1 USED - FIRESTONE 21-5038
	084086-03-000	EA BRACKET-AXLE, FIRESTONE #W21-760-2044
	084086-04-700	EA BRACKET, LOWER DRIVERS SIDE
	084086-04-701	EA BRACKET, LOWER PASSENGER SIDE

KEY	PART NUMBER	U/M DESCRIPTION
1	084086-05-000	EA AIRSPRING - RIDE RITE KIT - W217602075
2	084086-05-701	EA UPPER BRACKET "A" - 5097
3	084086-05-707	EA SUPPORT PLATE - 5099
4	084086-05-700	EA BELLOWS ONLY (AIR BAG) - 7012
5	084086-05-705	EA CARRIAGE BOLT 3/8" 16X4 1/2" - 21-0899
6	084086-05-703	EA LOWER BRACKET - 5098
7	084086-05-704	EA BRACKET CLAMP - 5086
8	084086-05-702	EA UPPER BRACKET "B" - 5096
	084086-05-708	EA INFLATION VALVE - 3032
	084086-01-701	EA TUBING - DOT 1/4" X 18' - 21-0938

CHASSIS GROUP (CONTINUED)



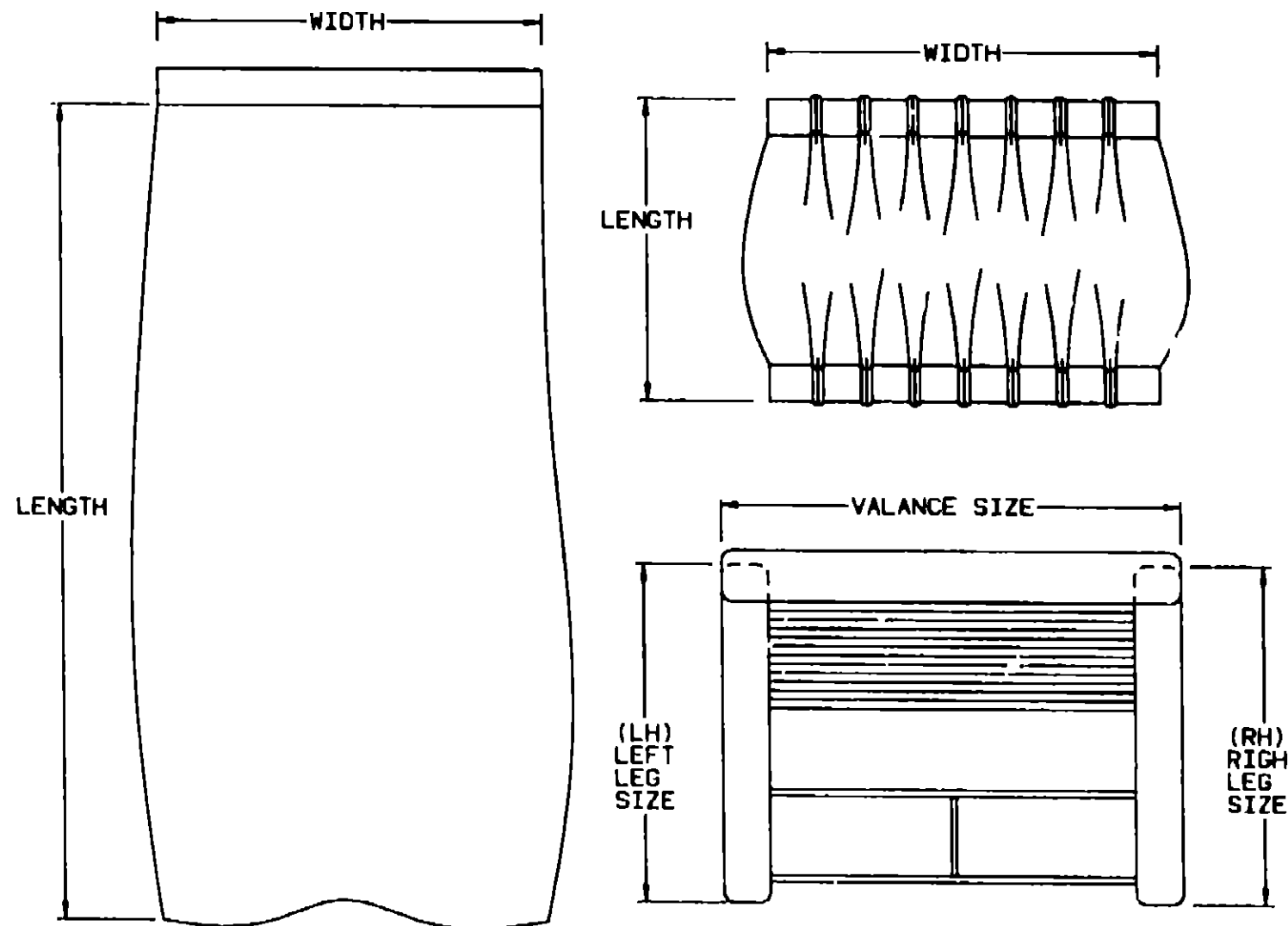
PATIO ENTERTAINMENT CENTER

KEY	PART NUMBER	U/M	DESCRIPTION
1	104897-01-01A	EA	BOX-ENTERTAINMENT CENTER - OFF WHITE
2	104899-01-C05	EA	PLATE-RADIO MOUNTING
3	105377-01-01A	EA	BRACKET-TABLE HANGER, OFF WHITE
4	105376-01-02A	EA	HINGE CONTINUOUS, 2" X 140 MM - OFF WHITE
5	105230-11-D05	EA	SHELF
6	105230-12-D09	EA	SUPPORT-SHELF
7	104898-01-01A	EA	PLATE-PLASTIC BOTTOM - OFF WHITE

**CURTAIN & CUSHION GROUP
NOTICE**

IN ORDER TO ASSIST OUR PARTS SALES DEPT. IN PROVIDING INTERIOR SOFTGOODS ITEMS, PLEASE INCLUDE THE SERIAL NUMBER AND THE COLOR CODE NUMBER FROM THE VEHICLE CERTIFICATION LABEL WHEN ORDERING. THIS LABEL IS LOCATED ON THE LEFT SIDEWALL AT THE END OF THE DASH (A-BODY), OR ON THE DRIVER'S DOOR LATCH PLATE (C-BODY).

AN EXAMPLE OF A COLOR CODE NUMBER IS B07, WHICH DESIGNATES AN OVERALL COLOR SCHEME OF A PARTICULAR UNIT. THE COLOR LISTED AFTER THE ITEM DESCRIPTION ON THE MICROFICHE, INDICATES THE OVERALL UNIT COLOR. ORDER THE ITEM YOU DESIRE ACCORDING TO UNIT COLOR CODE.



NOTE: USE THIS ILLUSTRATION WHEN DETERMINING LENGTH AND WIDTH MEASUREMENTS FOR CURTAINS. YOU WILL NOTE THE WIDTH MEASUREMENT IS TAKEN ON THE TOP OF THE CURTAIN WITH THE CURTAIN FULLY EXTENDED. THE LENGTH MEASUREMENT IS TAKEN FROM TOP TO BOTTOM. LEFT AND RIGHT WINDOW LEGS ARE DETERMINED WHEN FACING THE WINDOW.

**1993 WINNEBAGO
TABLE OF CONTENTS**

INTRODUCTION	A-01	A-02
ABBREVIATIONS		A-03
ALPHABETICAL INDEX	A-04	A-06
WCF33RQ	A-07	F-10

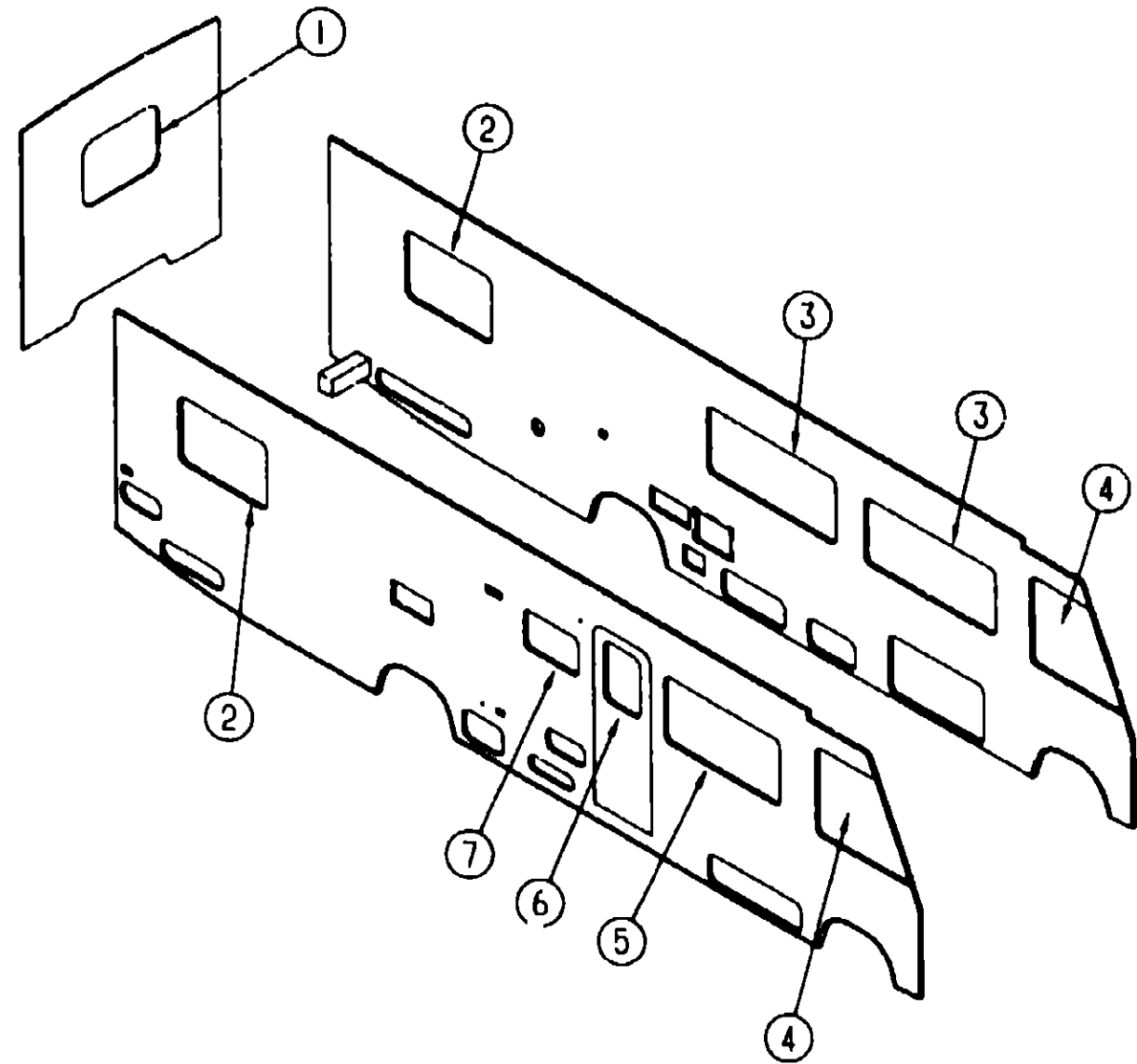
1993 WCF33RQ INDEX

FLOOR PLAN	A-07	A-08
ACCESSORIES		A-09
AUDIO VIDEO	A-10	A-12
BATH	A-13	A-15
BEDROOM	A-16	A-18
CHASSIS	A-19	B-07
CURTAIN & CUSHION	B-08	B-18
DINETTE	B-19	B-20
DRIVERS COMPARTMENT	D-21	C-02
ELECTRICAL	C-03	C-10
EXTERIOR BODY	C-11	C-18
GALLEY	C-19	C-23
GENERATOR	C-24	D-01
HEATING & A/C	D-02	D-08
INTERIOR FINISH	D-09	D-12
LABELS	D-13	D-21
LP		D-22
LOUNGE	D-23	E-02
SEALANTS & FASTENERS	E-03	E-06
WATER & SEWAGE	E-07	E-12
WINDOW, VENT AND EXTERIOR DOOR	E-13	F-08
WINDSHIELD/WIPER	F-09	F-10

CURTAIN & CUSHION GROUP (CONTINUED)

WINDOW TREATMENT

KEY	PART NUMBER	U/M DESCRIPTION
2	107603-02-D09	EA VALANCE ASM - 45° RUFFLED ARCH
2	107603-02-D10	EA VALANCE ASM - 45° RUFFLED ARCH
2	107603-02-D11	EA VALANCE ASM - 45° RUFFLED ARCH
2	107603-04-D09	EA VALANCE ASM - 45° RUFFLED ARCH, W/O HEADER (TWIN BED OPTION)
2	107603-04-D10	EA VALANCE ASM - 45° RUFFLED ARCH, W/O HEADER (TWIN BED OPTION)
2	107603-04-D11	EA VALANCE ASM - 45° RUFFLED ARCH, W/O HEADER (TWIN BED OPTION)
2	104157-01-D09	EA CURTAIN/LEG ASM - 27", RH
2	104157-01-C52	EA CURTAIN/LEG ASM - 27", RH (D10)
2	104157-01-C04	EA CURTAIN/LEG ASM - 27", RH (D11)
2	104157-02-D09	EA CURTAIN/LEG ASM - 27", LH
2	104157-02-C52	EA CURTAIN/LEG ASM - 27", LH (D10)
2	104157-02-C04	EA CURTAIN/LEG ASM - 27", LH (D11)
2	073260-52-D09	EA TIEBACK ASM - 3 X 15 GATHERED
2	073260-52-D10	EA TIEBACK ASM - 3 X 15 GATHERED
2	073260-52-D11	EA TIEBACK ASM - 3 X 15 GATHERED
2	093475-99-01A	EA BLIND-MINI, 41 X 28 5 DROP (D09,D11)
2	093475-99-02A	EA BLIND-MINI, 41 X 28 5 DROP (D10)
3	103966-28-D09	EA VALANCE ASM - 65° ARCH, W/BRASS U-CHANNEL
3	103966-46-D10	EA VALANCE ASM - 65° ARCH, W/BRASS U-CHANNEL
3	103966-46-D11	EA VALANCE ASM - 65° ARCH, W/BRASS U-CHANNEL
3	100281-98-D09	EA LEG-RH W/BRASS U CHANNEL, 27" - W/O HOLE
3	100281-98-D10	EA LEG-RH W/BRASS U-CHANNEL, 27" - W/O HOLE
3	100281-98-D11	EA LEG-RH W/BRASS U-CHANNEL, 27" - W/O HOLE
3	100281-99-D09	EA LEG-LH W/BRASS U-CHANNEL, 27" - W/O HOLE
3	100281-99-D10	EA LEG-LH W/BRASS U-CHANNEL, 27" - W/O HOLE
3	100281-99-D11	EA LEG-LH W/BRASS U-CHANNEL, 27" - W/O HOLE
3	093475-76-04A	EA BLIND-MINI, 60 X 28 5 DROP (D09,D11)
3	093475-76-05A	EA BLIND-MINI, 60 X 28 5 DROP (D10)
4	101668-30-D09	EA CURTAIN - 38 X 80 TAPE TOP, RH (D09,D11)
4	101668-30-D10	EA CURTAIN - 38 X 80 TAPE TOP, RH
4	101668-31-D09	EA CURTAIN - 38 X 80 TAPE TOP, LH (D09,D11)
4	101668-31-D10	EA CURTAIN - 38 X 80 TAPE TOP, LH
4	073260-42-D09	EA TIEBACK ASM - 6 X 18 (D09,D11)
4	073260-42-D10	EA TIEBACK ASM - 6 X 18
5	103966-44-D09	EA VALANCE ASM - 59° ARCH, W/BRASS U-CHANNEL
5	103966-56-D10	EA VALANCE ASM - 59° ARCH, W/BRASS U-CHANNEL
5	103966-56-D11	EA VALANCE ASM - 59° ARCH, W/BRASS U-CHANNEL
5	100281-98-D09	EA LEG-RH W/BRASS U-CHANNEL, 27" - W/O HOLE
5	100281-98-D10	EA LEG-RH W/BRASS U-CHANNEL, 27" - W/O HOLE
5	100281-98-D11	EA LEG-RH W/BRASS U-CHANNEL, 27" - W/O HOLE
5	100281-99-D09	EA LEG-LH W/BRASS U-CHANNEL, 27" - W/O HOLE
5	100281-99-D10	EA LEG-LH W/BRASS U-CHANNEL, 27" - W/O HOLE
5	100281-99-D11	EA LEG-LH W/BRASS U-CHANNEL, 27" - W/O HOLE
5	093475-92-03A	EA BLIND-MINI, 55 X 28 5 DROP (D09,D11)
5	093475-92-04A	EA BLIND-MINI, 55 X 28 5 DROP (D10)
6	084755-57-D32	EA SHADE ASM PULL - 27.25, W/O TRIM FABRIC #084416-25-000 IS N/A - CONTACT PART SALES FROM 00-00-00 THRU 08-16-92
6	084755-57-DA4	EA SHADE ASM PULL - 27.25, W/O TRIM FROM 08-17-92 THRU 01-03-93
6	084755-57-DA5	EA SHADE ASM PULL - 27.25, W/O TRIM FROM 01-04-93 THRU 99-99-99
7	103966-07-D09	EA VALANCE ASM - 28.5", ARCH, 2-TONED
7	103966-54-D02	EA VALANCE ASM - 28.5", ARCH W/BRASS U-CHANNEL (D10)
7	103966-54-D03	EA VALANCE ASM - 28.5", ARCH W/BRASS U-CHANNEL (D11)
7	093475-90-06A	EA BLIND-MINI, 27 X 17.5 DROP (D09)
7	093475-90-07A	EA BLIND-MINI, 27 X 17.5 DROP (D10)
7	093475-90-08A	EA BLIND-MINI, 27 X 17.5 DROP (D11)
	057534-01-000	EA TIEBACK CURTAIN, 6" - PLASTIC - CLEAR
	101668-32-D09	EA CURTAIN ASM - 40 X 40, TAPE TOP (D09,D11) (BUNK OPTION)
	101668-32-D10	EA CURTAIN ASM - 40 X 40, TAPE TOP (BUNK OPTION)
	101668-33-D09	EA CURTAIN ASM - 38 X 125, TAPE TOP (D09,D11) (BUNK OPTION)
	101668-33-D10	EA CURTAIN ASM - 38 X 125, TAPE TOP (BUNK OPTION)



**1993 WINNEBAGO
TABLE OF CONTENTS**

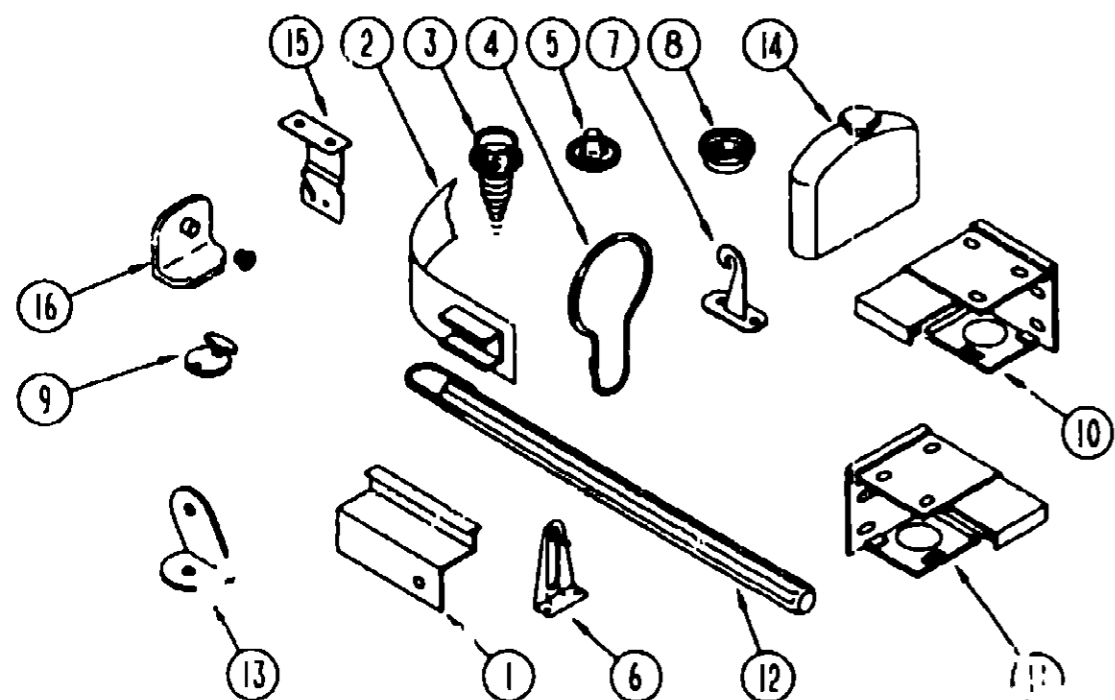
INTRODUCTION	A-01	A-02
ABBREVIATIONS		A-03
ALPHABETICAL INDEX	A-04	A-06
WCF33RQ	A-07	F-10

1993 WCF33RQ INDEX

FLOOR PLAN	A-07	A-08
ACCESSORIES		A-09
AUDIO VIDEO	A-10	A-12
BATH	A-13	A-15
BEDROOM	A-16	A-18
CHASSIS	A-19	B-07
CURTAIN & CUSHION	B-08	B-18
DINETTE	B-19	B-20
DRIVERS COMPARTMENT	B-21	C-02
ELECTRICAL	C-03	C-10
EXTERIOR BODY	C-11	C-18
GALLEY	C-19	C-23
GENERATOR	C-24	D-01
HEATING & A/C	D-02	D-08
INTERIOR FINISH	D-09	D-12
LABELS	D-13	D-21
LP		D-22
LOUNGE	D-23	E-02
SEALANTS & FASTENERS	E-03	E-06
WATER & SEWAGE	E-07	E-12
WINDOW, VENT AND		
EXTERIOR DOOR	E-13	F-08
WINDSHIELD/WIPER	F-09	F-10

KEY	PART NUMBER	U/M DESCRIPTION
1	107603-03-D09	EA VALANCE ASM - 52" RUFFLED ARCH
1	107603-03-D10	EA VALANCE ASM - 52" RUFFLED ARCH
1	107603-03-D11	EA VALANCE ASM - 52" RUFFLED ARCH
1	104157-01-D09	EA CURTAIN/LEG ASM - 27", RH.
1	104157-01-C52	EA CURTAIN/LEG ASM - 27", RH. (D10)
1	104157-01-C04	EA CURTAIN/LEG ASM - 27", RH (D11)
1	104157-02-D09	EA CURTAIN/LEG ASM - 27", LH
1	104157-02-C52	EA CURTAIN/LEG ASM - 27", LH. (D10)
1	104157-02-C04	EA CURTAIN/LEG ASM - 27", LH (D11)
1	073260-52-D09	EA TIEBACK ASM - 3 X 15 GATHERED
1	073260-52-D10	EA TIEBACK ASM - 3 X 15 GATHERED
1	073260-52-D11	EA TIEBACK ASM - 3 X 15 GATHERED
1	093475-55-02A	EA BLIND-MINI, 48 X 28 DROP (D09,D11)
1	093475-55-03A	EA BLIND-MINI, 48 X 28 DROP (D10)

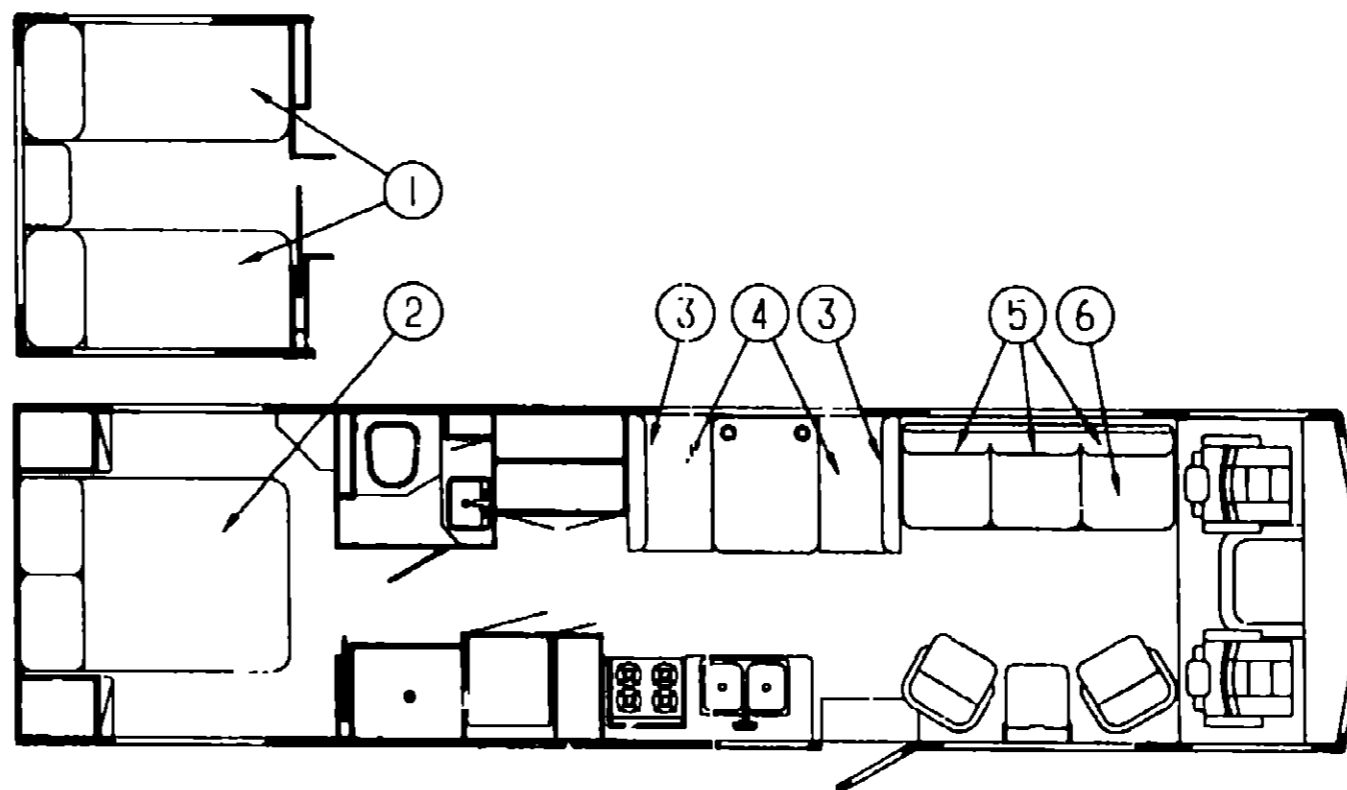
CURTAIN & CUSHION GROUP (CONTINUED)



CURTAIN, BLIND HARDWARE & TRACKS

KEY	PART NUMBER	U/M DESCRIPTION
1	101589-02-C05	EA TRACK ASM-CURTAIN, WRAPAROUND - OFF WHITE - 10'
1	105324-01-01A	EA TRACK CURTAIN, RIGHT HAND WRAPAROUND - OFF WHITE - 10'
1	105324-02-01A	EA TRACK-CURTAIN, RIGHT HAND WRAPAROUND - OFF WHITE - 6' 5" - TV OPTIONS
1	105324-03-01A	EA TRACK-CURTAIN, LEFT HAND WRAPAROUND - OFF WHITE - 6' 5" - TV OPTIONS
1	105450-01-01A	EA TRACK-CURTAIN, 30 8" LONG - ALUMINUM - OFF WHITE
	046867-01-000	EA GROMMET-BRASS, 7/16" ID X 1" OD
2	101031-01-000	YD TAPE-GLIDE, CURTAIN - 4 25" SPACING
3	029130-01-000	EA SCREW-SNAP SOCKET, #8 PH X 5/8"
3	029130-03-000	EA SCREW-SNAP SOCKET, #8 PH X 1"
4	00R136-02-000	EA HANGER-RING, PIN TYPE - CURTAIN - BRASS
5	029155-01-000	EA CAP-SNAP, 5/32" O D OF PIN
6	095591-02-000	EA BRACKET-HOLD DOWN, W/PIN - BLIND - METAL
		FROM 00 00-00 THRU 07-19-92
7	109441-01-000	EA HOLD DOWN BLIND, HOOK
		FROM 07-20 92 THRU, 99 99 99
8	029156-01-000	EA SOCKET-SNAP, 9/16" O.D.
9	102555-01-000	EA CLEAT-CORD, BLIND - OFF WHITE
10	083170-01-000	EA BRACKET-BLIND, RIGHT HAND
11	083170-02-000	EA BRACKET-BLIND, LEFT HAND
12	093475-01-700	EA WAND-BLIND, W/METAL CLIP - 8" LONG
13	099205-02-02A	EA BRACKET-WRAPAROUND CURTAIN TRACK, OFF WHITE
14	093475-01-701	EA END CAP-BLIND, W/STUD
15	084434-01-000	EA BRACKET-MOUNTING, ROLLER SHADE - 1 3/8"
	096843-01-000	EA SPRING-REWIND, ROLLER SHADE
	084432-05-000	FT SLAT-ROLLER SHADE, WOOD
16	106544-01-000	EA PULL-SHADE, BRASS
	048394-02-000	YD VELCRO TAPE HOOK, ADHESIVE BACK - .75" WIDE - BEIGE
	088792-01-000	YD VELCRO-HOOK, 75" WIDE - BEIGE
	088792-02-000	YD VELCRO TAPE-LOOP, ADHESIVE BACKED - 75" WIDE - BEIGE
	068716-01-001	EA BRACE - 90 DEGREE L-ANGLE, 192" - EXTRUDED ALUMINUM
	075943-09-000	EA BRACE-VALANCE, OFF WHITE - 8"
	103986-01-000	FT TRIM-VALANCE, U-CHANNEL .75" WIDE - BRASS
	075943-01-000	EA BRACE-WINDOW VALANCE, 1" X 1.5" X 20" - ALUMINUM - BEIGE
	105648-01-01A	EA BRACE-VALANCE, 356MM LONG - EXTRUDED ALUMINUM - BEIGE
	089522-02-000	EA PANEL-LEG, TWO SIDE 31.5" LONG - PLASTIC - BLACK
	089916-01-000	EA MOUNT-WINDOW LEG, 23 75" - ALUMINUM - BLACK
		23 75" LONG - 6 3" BETWEEN SCREW HOLES

CURTAIN & CUSHION GROUP (CONTINUED)



TWIN MATTRESS & BEDSPREAD

KEY	PART NUMBER	U/M DESCRIPTION
1	101123-07-000	EA MATTRESS COMPLETE-FOAM 32 X 79
1	P01123-07-000	EA COVER-MATTRESS, 32 X 79, FOAM
1	083986-17-D09	EA BEDSPREAD-FITTED, 33 X 80, RH
1	083986-17-D10	EA BEDSPREAD-FITTED, 33 X 80, RH
1	083986-17-D11	EA BEDSPREAD-FITTED, 33 X 80, RH
1	083986-18-D09	EA BEDSPREAD-FITTED, 33 X 80, LH
1	083986-18-D10	EA BEDSPREAD-FITTED, 33 X 80, LH
1	083986-18-D11	EA BEDSPREAD-FITTED, 33 X 80, LH
1	104259-01-D09	EA PILLOW ASM - 15 X 15 W/RUFFLE
1	104259-01-C07	EA PILLOW ASM - 15 X 15 W/RUFFLE (D10)
1	104259-01-C06	EA PILLOW ASM - 15 X 15 W/RUFFLE (D11)

QUEEN MATTRESS & BEDSPREAD

KEY	PART NUMBER	U/M DESCRIPTION
2	101123-08-000	EA MATTRESS COMPLETE-FOAM 59 X 74
2	P01123-08-000	EA COVER-MATTRESS, 59 X 74, FOAM
2	092371-24-D09	EA BEDSPREAD - 60" FITTED W/6" RUFFLE
2	092371-24-D10	EA BEDSPREAD - 60" FITTED W/6" RUFFLE
2	092371-24-D11	EA BEDSPREAD - 60" FITTED W/6" RUFFLE
2	081997-09-D09	EA PILLOW SHAM-W/4" RUFFLE
2	081997-09-D10	EA PILLOW SHAM-W/4" RUFFLE
2	081997-09-D11	EA PILLOW SHAM-W/4" RUFFLE

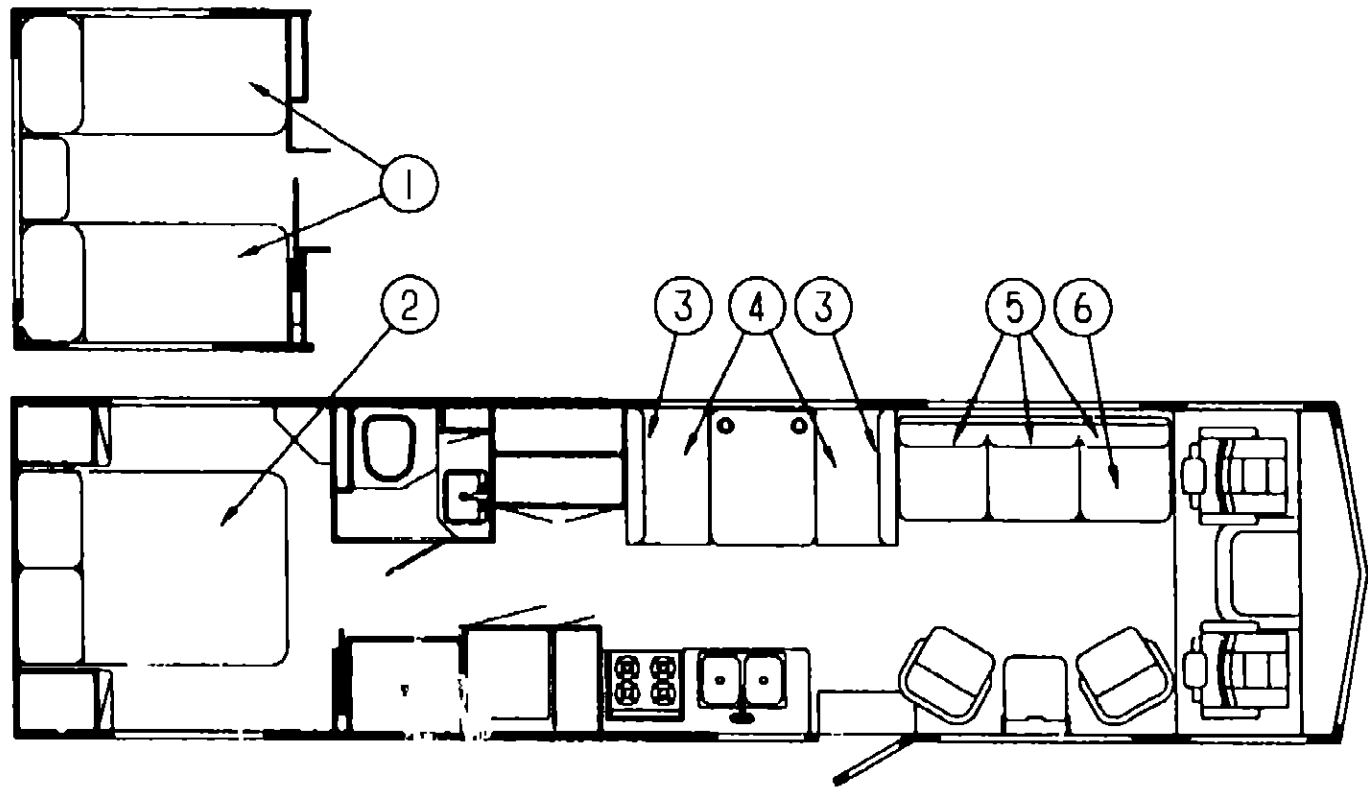
**1993 WINNEBAGO
TABLE OF CONTENTS**

INTRODUCTION	A-01 - A-02
ABBREVIATIONS	A-03
ALPHABETICAL INDEX	A-04 - A-06
WCF33RQ	A-07 - F-10

1993 WCF33RQ INDEX

FLOOR PLAN	A-07 - A-08
ACCESSORIES	A-09
AUDIO VIDEO	A-10 - A-12
BATH	A-13 - A-15
BEDROOM	A-16 - A-18
CHASSIS	A-19 - B-07
CURTAIN & CUSHION	B-08 - B-18
DINETTE	B-19 - B-20
DRIVERS COMPARTMENT	B-21 - C-02
ELECTRICAL	C-03 - C-10
EXTERIOR BODY	C-11 - C-18
GALLEY	C-19 - C-23
GENERATOR	C-24 - D-01
HEATING & A/C	D-02 - D-08
INTERIOR FINISH	D-09 - D-12
LABELS	D-13 - D-21
LP	D-22
LOUNGE	D-23 - E-02
SEALANTS & FASTENERS	E-03 - E-06
WATER & SEWAGE	E-07 - E-12
WINDOW, VENT AND	
EXTERIOR DOOR	E-13 - F-08
WINDSHIELD/WIPER	F-09 - F-10

CURTAIN & CUSHION GROUP (CONTINUED)



COUCH

KEY	PART NUMBER	U/M DESCRIPTION
5	100032-25-D09	EA BED-JACKKNIFE, BACK, FAN, 74", W/O ARMS
5	100032-25-D10	EA BED-JACKKNIFE, BACK, FAN, 74", W/O ARMS
5	100032-25-D11	EA BED-JACKKNIFE, BACK, FAN, 74", W/O ARMS
5	P00032-25-D09	EA BED-COVER, JACKKNIFE, BACK, FAN, 74" W/O ARMS
5	P00032-25-D10	EA BED-COVER, JACKKNIFE, BACK, FAN, 74" W/O ARMS
5	P00032-25-D11	EA BED-COVER, JACKKNIFE, BACK, FAN, 74" W/O ARMS
6	101085-10-000	EA FRAME - 74.5 X 16 BACK FRAME, JACKKNIFE
6	100032-28-D09	EA BED-JACKKNIFE, SEAT, FAN, 74", W/O ARMS
6	100032-26-D10	EA BED-JACKKNIFE, SEAT, FAN, 74", W/O ARMS
6	100032-26-D11	EA BED-JACKKNIFE, SEAT, FAN, 74", W/O ARMS
6	P00032-28-D09	EA BED-COVER, JACKKNIFE, SEAT, FAN, 74", W/O ARMS
6	P00032-26-D10	EA BED-COVER, JACKKNIFE, SEAT, FAN, 74", W/O ARMS
6	P00032-26-D11	EA BED-COVER, JACKKNIFE, SEAT, FAN, 74", W/O ARMS
8	101085-04-000	EA FRAME-SEAT, 74 7/8"
	101085-06-000	EA FRAME-BASE, 74 7/8"
	103669-10-D09	EA PILLOW ASM - 15 X 15 THROW
	103669-01-C03	EA PILLOW ASM - 16 X 16 THROW (D10)
	103669-01-D11	EA PILLOW ASM - 16 X 16 THROW
	102695-11-000	YD TAPE-CARPET BIND, MATTRESS - 3/4" WIDE - LIGHT TAN
	102695-12-000	YD TAPE-CARPET BIND, #474 LIGHT TAN - ESHCO 1 1/4"

**1993 WINNEBAGO
TABLE OF CONTENTS**

INTRODUCTION	A-01 - A-02
ABBREVIATIONS	A-03
ALPHABETICAL INDEX	A-04 - A-06
WCF33RQ	A-07 - F-10

DINETTE CUSHIONS

KEY	PART NUMBER	U/M DESCRIPTION
3	104146-01-D09	EA CUSHION - 13 5/8 X 38 X 5 FAN VICTORIAN (D09 D11)
3	104146-01-D10	EA CUSHION - 13 5/8 X 38 X 5 FAN VICTORIAN
3	P04146-01-D09	EA COVER - 13 5/8 X 38 X 5 FAN VICTORIA (D09,D11)
3	P04146-01-D10	EA COVER - 13 5/8 X 38 X 5 FAN VICTORIA
3	078155-01-000	EA STRAP-SNAP, BACKREST CUSHION
4	088927-87-D09	EA CUSHION - 23 X 38 X 5, DINETTE SEAT
4	088927-87-D10	EA CUSHION - 23 X 38 X 5, DINETTE SEAT
4	088927-87-D11	EA CUSHION - 23 X 38 X 5, DINETTE SEAT
4	M88927-87-D09	EA COVER - 23 X 38 X 5, DINETTE SEAT
4	M88927-87-D10	EA COVER - 23 X 38 X 5, DINETTE SEAT
4	M88927-87-D11	EA COVER - 23 X 38 X 5, DINETTE SEAT

BUNK CUSHION

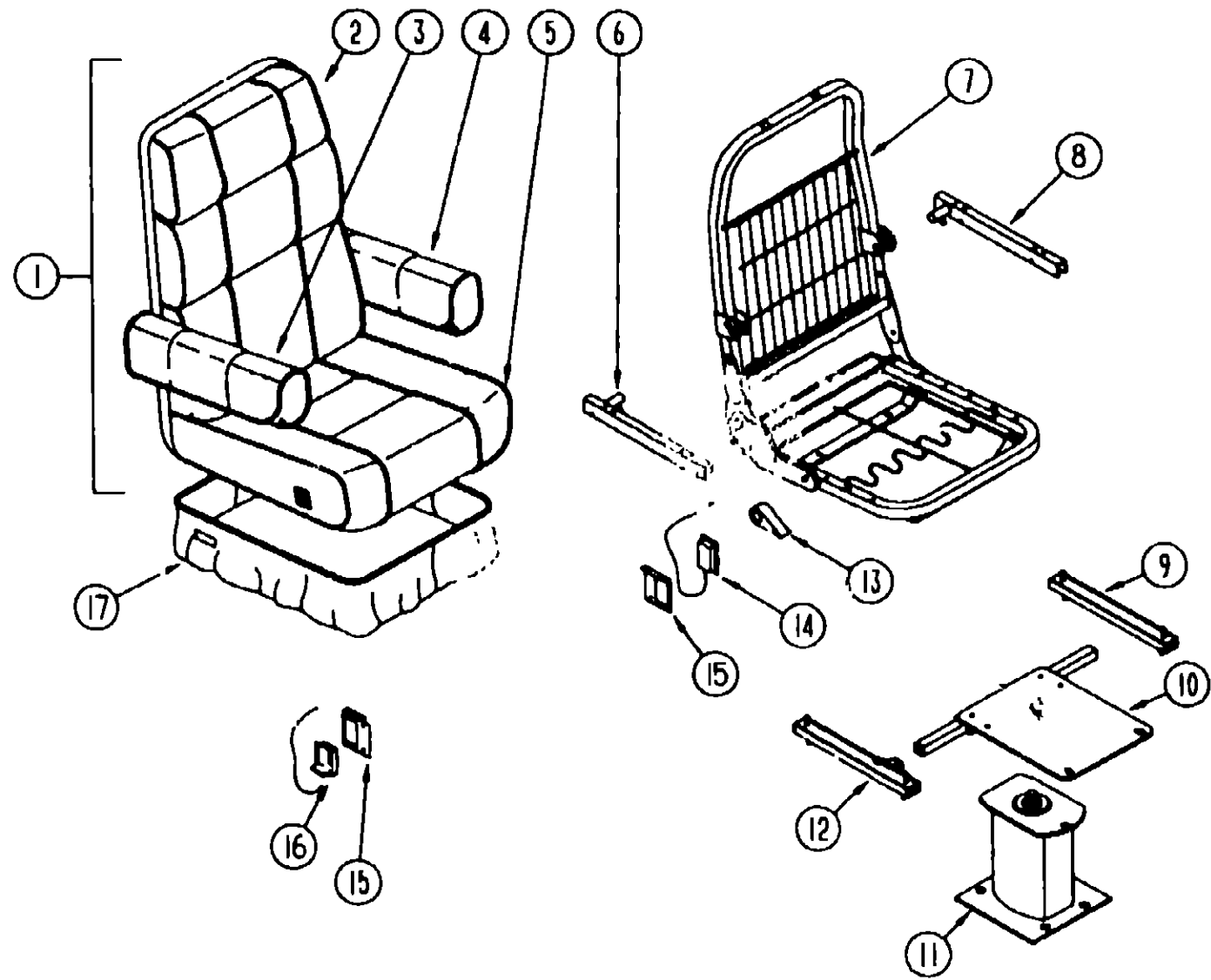
KEY	PART NUMBER	U/M DESCRIPTION
	081717-03 C05	EA BED ASM-BUNK, FRONT
	078145 06 000	EA CUSHION-BUNK, 30" X 77" X 4"
	M79145 06 000	EA COVER-CUSHION, BUNK
	102695-08-000	YD TAPE-CARPET BIND, #461 BROWN

1993 WCF33RQ INDEX

FLOOR PLAN	A-07 - A-08
ACCESSORIES	A-09
AUDIO VIDEO	A-10 - A-12
BATH	A-13 - A-15
BEDROOM	A-16 - A-18
CHASSIS	A-19 - B-07
CURTAIN & CUSHION	B-08 - B-18
DINETTE	B-19 - B-20
DRIVERS COMPARTMENT	B-21 - C-02
ELECTRICAL	C-03 - C-10
EXTERIOR BODY	C-11 - C-18
GALLEY	C-19 - C-23
GENERATOR	C-24 - D-01
HEATING & A/C	D-02 - D-08
INTERIOR FINISH	D-09 - D-12
LABELS	D-13 - D-21
LP	D-22
LOUNGE	D-23 - E-02
SEALANTS & FASTENERS	E-03 - E-08
WATER & SEWAGE	E-07 - E-12
WINDOW, VENT AND	
EXTERIOR DOOR	E-13 - F-08
WINDSHIELD/WIPER	F-09 - F-10

CURTAIN & CUSHION GROUP (CONTINUED)

DRIVER & PASSENGER BUCKET SEATS



KEY	PART NUMBER	U/M	DESCRIPTION
1	083909-44-D09	EA	SEAT-BUCKET, W/ARMRESTS - W/O SKIRT FROM 00-00-00 THRU 06-21-92
1	083909-44-D10	EA	SEAT-BUCKET, W/ARMRESTS - W/O SKIRT FROM 00-00-00 THRU 06-21-92
1	083909-44-D11	EA	SEAT-BUCKET, W/ARMRESTS - W/O SKIRT FROM 00-00-00 THRU 06-21-92
1	083909-47-D09	EA	SEAT-BUCKET, W/ARMRESTS - W/O SKIRT FROM 06-22-92 THRU 99-99-99
1	083909-47-D10	EA	SEAT-BUCKET, W/ARMRESTS - W/O SKIRT FROM 06-22-92 THRU 99-99-99
1	083909-47-D11	EA	SEAT-BUCKET, W/ARMRESTS - W/O SKIRT FROM 06-22-92 THRU 99-99-99
2	M03445-68-D09	EA	COVER-BACK, BUCKET SEAT
2	M03445-68-D10	EA	COVER-BACK, BUCKET SEAT
2	M03445-68-D11	EA	COVER-BACK, BUCKET SEAT
3	080243-49-D09	EA	ARMREST-RIGHT, BUCKET SEAT
3	080243-49-D10	EA	ARMREST-RIGHT, BUCKET SEAT
3	080243-49-D11	EA	ARMREST-RIGHT, BUCKET SEAT
	M80243-49-D09	EA	COVER-ARMREST, RIGHT
	M80243-49-D10	EA	COVER-ARMREST, RIGHT
	M80243-49-D11	EA	COVER-ARMREST, RIGHT
4	080243-50-D09	EA	ARMREST-LEFT, BUCKET SEAT
4	080243-50-D10	EA	ARMREST-LEFT, BUCKET SEAT
4	080243-50-D11	EA	ARMREST-LEFT, BUCKET SEAT
	M80243-50-D09	EA	COVER-ARMREST, LEFT
	M80243-50-D10	EA	COVER-ARMREST, LEFT
	M80243-50-D11	EA	COVER-ARMREST, LEFT
5	M03445-69-D09	EA	COVER-SEAT, BUCKET SEAT
5	M03445-69-D10	EA	COVER-SEAT, BUCKET SEAT
5	M03445-69-D11	EA	COVER-SEAT, BUCKET SEAT
6	081268-01-000	EA	ROD & CHANNEL-ARMREST, RIGHT - METAL
	081361-01-000	EA	ROD-ARMREST, METAL - RIGHT OR LEFT HAND
7	M80906-07-000	EA	FRAME-SEAT, BACK & SPRING
8	081268-02-000	EA	ROD & CHANNEL-ARMREST, LEFT - METAL
	081361-01-000	EA	ROD-ARMREST, METAL - RIGHT OR LEFT HAND
9	069246-05-000	EA	ADJUSTER-BUCKET SEAT W/LOCK, FORWARD AND BACK
	069246-05-700	EA	SPRING-ADJUSTER, FOR REMOTE
	069246-05-701	EA	CLIP-CABLE, FOR REMOTE
10	107921-05-000	EA	PLATE-TOP, W/SEAT BELT BAR
	107921-06-000	EA	BEARING KIT-SEAT SWIVEL
11	107921-01-000	EA	PLATE-SUB, FLOOR MOUNTED PEDESTAL - W/9 75" EXTENSION
12	069246-02-000	EA	ADJUSTER-SLIDE, FORWARD & BACK
13	080730-03-700	EA	HANDLE KIT-RECLINER
	080730-04-000	EA	SCREW-RECLINER, HANDLE - KEIPER 300618-07
	089369-08-000	EA	SHIELD CABLE, REMOTE RECLINER - BUCKET SEAT
14	089368-04-000	EA	CABLE-SLIDE, W/SWITCH
15	097683-03-000	EA	BRACKET-REMOTE, SIDE MOUNT - SINGLE
16	108049-01-000	EA	CABLE - 28", FLEXSTEEL PEDESTAL
	108049-02-000	EA	CABLE-PEDESTAL CLIP
17	071126-36-D09	EA	SKIRT-BUCKET SEAT
17	071126-36-D10	EA	SKIRT-BUCKET SEAT
17	071126-36-D11	EA	SKIRT-BUCKET SEAT
	007221-01-000	EA	SPACER SEAT, ADJUSTER

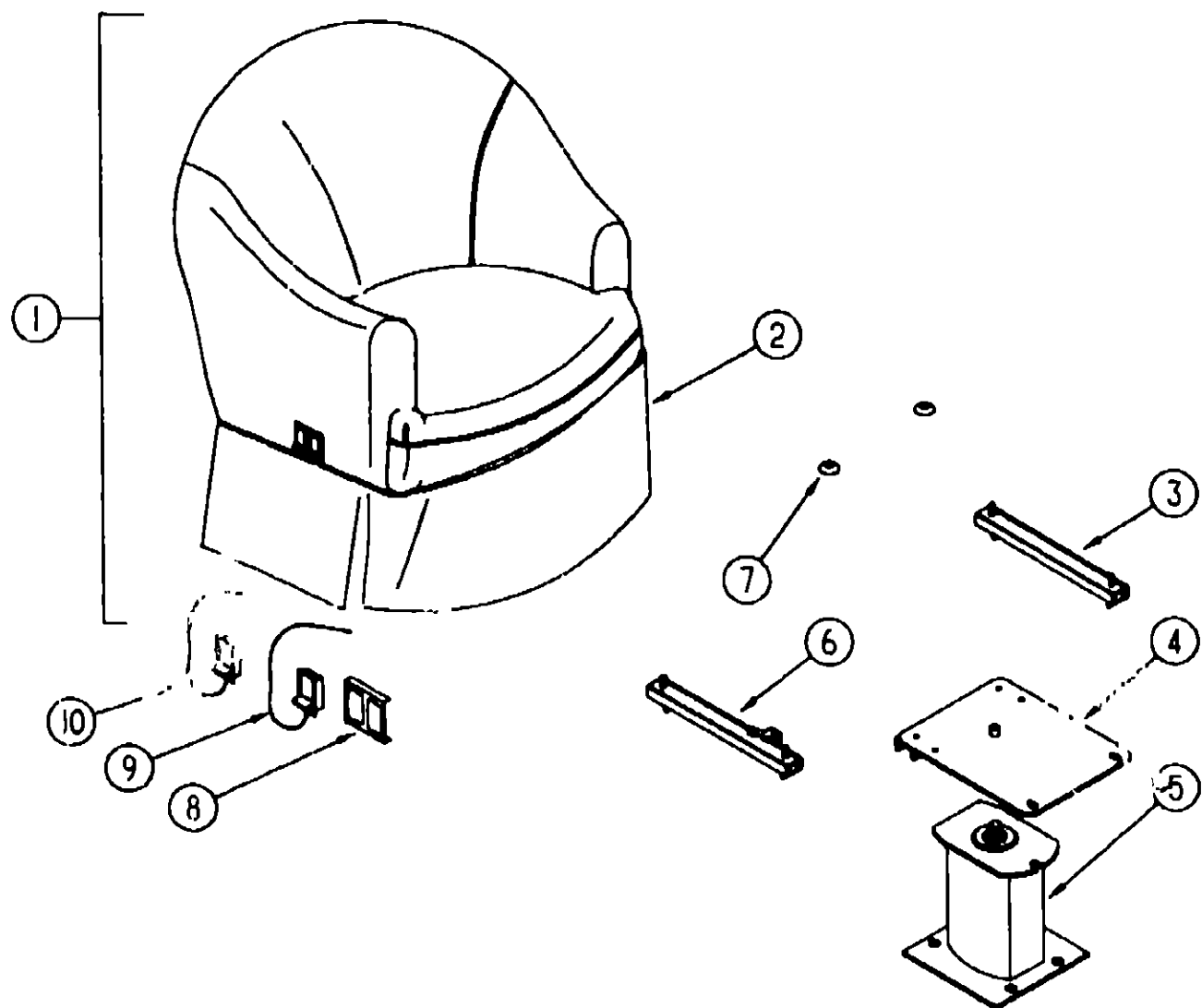
1993 WINNEBAGO TABLE OF CONTENTS

INTRODUCTION	A-01	A-02
ABBREVIATIONS	A-01	A-03
ALPHABETICAL INDEX	A-04	A-06
WCF33RQ	A-07	F-10

1993 WCF33RQ INDEX

FLOOR PLAN	A-07	A-08
ACCESSORIES	A-07	A-09
AUDIO VIDEO	A-10	A-12
BATH	A-13	A-15
BEDROOM	A-16	A-18
CHASSIS	A-19	B-07
CURTAIN & CUSHION	B-08	B-18
DINETTE	B-19	B-20
DRIVERS COMPARTMENT	B-21	C-02
ELECTRICAL	C-03	C-10
EXTERIOR BODY	C-11	C-18
GALLEY	C-19	C-23
GENERATOR	C-24	D-01
HEATING & A/C	D-02	D-08
INTERIOR FINISH	D-09	D-12
LABELS	D-13	D-21
LP	D-22	
LOUNGE	D-23	E-02
SEALANTS & FASTENERS	E-03	E-06
WATER & SEWAGE	E-07	E-12
WINDOW, VENT AND EXTERIOR DOOR	E-13	F-08
WINDSHIELD/WIPER	F-09	F-10

CURTAIN & CUSHION GROUP (CONTINUED)



SWIVEL CHAIR

KEY	PART NUMBER	U/M DESCRIPTION
1	107891-02-D09	EA CHAIR SWIVEL, W/O SKIRT
1	107891-01-D10	EA CHAIR-SWIVEL, W/O SKIRT
1	107891-01-D11	EA CHAIR-SWIVEL, W/O SKIRT
	P07891-02-D09	EA COVER-SWIVEL CHAIR
	P07891-01-D10	EA COVER-SWIVEL CHAIR
	P07891-01-D11	EA COVER-SWIVEL CHAIR
2	107892-01-D09	EA SKIRT-SWIVEL CHAIR
2	107892-01-D10	EA SKIRT-SWIVEL CHAIR
2	107892-01-D11	EA SKIRT-SWIVEL CHAIR
3	069246-06-000	EA ADJUSTER-SWIVEL CHAIR, FORWARD & BACK
4	107921-08-000	EA PLATE-TOP, W/O SEAT BELT BAR
	107921-06-000	EA BEARING KIT-SEAT SWIVEL
5	107921-01-000	EA PLATE-SUB, FLOOR MOUNTED PEDESTAL - W/9 75" EXTENSION
6	069246-08-000	EA ADJUSTER-SWIVEL CHAIR, REMOTE - FORWARD & BACK
7	007221-01-000	EA SPACER SEAT, ADJUSTER
8	097683-02-000	EA BRACKET-MOUNT, REMOTE
9	108049-01-000	EA CABLE - 28" - F1 EXSTEEL PEDESTAL
	108049-02-000	EA CABLE - PEDESTAL CLIP
10	089368-04-000	EA CABLE-SWIVEL/SLIDE, W/SWITCH

CURTAIN & CUSHION GROUP (CONTINUED)

BUTTON, TRIM, ASSIST HANDLE & SEAT BELT

KEY	PART NUMBER	U/M DESCRIPTION
	079349-04-D09	YD WELT ASM-NARROW, ACCENT (D09)
	079349-04-C05	YD WELT ASM-NARROW, ACCENT (D10)
	079349-04-B04	YD WELT ASM-NARROW, ACCENT (D11)
	057759-01-000	EA WASHER BRACKET-SEAT BELT, 4" DIAMETER
	056271-01-000	EA BELT-SEAT, 2" X 102" - BLACK
	007021-01-000	EA BELT-SEAT, 2" X 90" - BLACK
	056271-02-000	EA BELT-SEAT, 2" X 72" - BLACK
	069178-02-000	EA BRACKET-MOUNTING, ASSIST HANDLE - L ANGLE - W/HOLES - STEEL
	070578-04-Y05	EA BUTTON-SNAP TOP, #30 - VINYL - BEIGE
	000C16-07-16B	EA BOLT-CARRIAGE, ASSIST HANDLE - 7/16" - 14 X 1" ZN
	000D20-07-00B	EA NUT-ACORN, ASSIST HANDLE - 7/16" X 14 ZN
	053552-02-AA8	EA HANDLE-ASSIST, INTERIOR - ENTRY DOOR - VINYL - OFF WHITE
	057534-01-000	EA TIEBACK/TIEDOWN-BED/CURTAIN/DOOR, 6" - PLASTIC - CLEAR
	057534-04-000	EA TIEBACK-PLASTIC, 20" - CLEAR

FABRICS

KEY	PART NUMBER	U/M DESCRIPTION
	089351-03-000	YD VINYL-CEILING, DIAMOND DESIGN - 54" WIDE
	079680-01-000	YD FABRIC-VINYL, 54" WIDE - BEIGE
	103907-01-01A	YD FABRIC-VINYL, 54" WIDE - OFF WHITE
	106569-01-01A	YD VINYL-LAMINATE, 26 OZ - 54" WIDE - OFF WHITE
	072333-90-000	YD FABRIC-CURTAIN, 54" WIDE - TAN (D09)
	072333-82-000	YD FABRIC-CURTAIN, 54" WIDE - BEIGE (D10/D11)
	087272-01-000	YD FABRIC-LINING, CURTAIN - 48" WIDE - IVORY
	087272-03-000	YD FABRIC-LINING, CURTAIN - 54" WIDE - IVORY
	105745-12-000	YD FABRIC-CURTAIN/BEDSPREAD, PATTERNED - 54" WIDE (D09)
	105745-13-000	YD FABRIC-CURTAIN/BEDSPREAD, PLAIN - 54" WIDE (D09)
	105745-30-000	YD FABRIC-CURTAIN/BEDSPREAD, PATTERNED - 54" WIDE (D10)
	088273-89-000	YD FABRIC-CURTAIN/BEDSPREAD, PLAIN - 54" WIDE (D10)
	105745-14-000	YD FABRIC-CURTAIN/BEDSPREAD, PATTERNED - 54" WIDE (D11)
	088273-66-000	YD FABRIC-CURTAIN/BEDSPREAD, PLAIN - 54" WIDE (D11)
	104233-63-000	YD FABRIC-UPHOLSTERY, STRIPED WOVEN - 54" WIDE (D09)
	104233-66-000	YD FABRIC-UPHOLSTERY, STRIPED WOVEN - 54" WIDE (D10)
	104233-68-000	YD FABRIC-UPHOLSTERY, STRIPED WOVEN - 54" WIDE (D11)
	104233-60-000	YD FABRIC-UPHOLSTERY, PATTERN VELOUR - 54" WIDE (D09)
	104233-64-000	YD FABRIC-UPHOLSTERY, PATTERN WOVFN - 54" WIDE (D10/D11)
	104233-74-000	YD FABRIC-UPHOLSTERY, PLAIN BEIGE VELOUR - 54" WIDE (D09)
	104233-61-000	YD FABRIC-UPHOLSTERY, PLAIN MAUVE VELOUR - 54" WIDE (D09)
	104233-29-000	YD FABRIC-UPHOLSTERY, PLAIN VELOUR - 54" WIDE (D10)
	104233-30-000	YD FABRIC-UPHOLSTERY, PLAIN VELOUR - 54" WIDE (D11)
	104233-62-000	YD FABRIC-UPHOLSTERY, CRISSCROSS VELOUR - 54" WIDE (D09)
	104233-65-000	YD FABRIC-UPHOLSTERY, CRISSCROSS VELOUR - 54" WIDE (D10)
	104233-67-000	YD FABRIC-UPHOLSTERY, CRISSCROSS VELOUR - 54" WIDE (D11)
	104233-75-000	YD FABRIC-UPHOLSTERY, "W" VELOUR - 54" WIDE (D09)
	104233-76-000	YD FABRIC-UPHOLSTERY, "W" VELOUR - 54" WIDE (D10)
	104233-77-000	YD FABRIC-UPHOLSTERY, "W" VELOUR - 54" WIDE (D11)

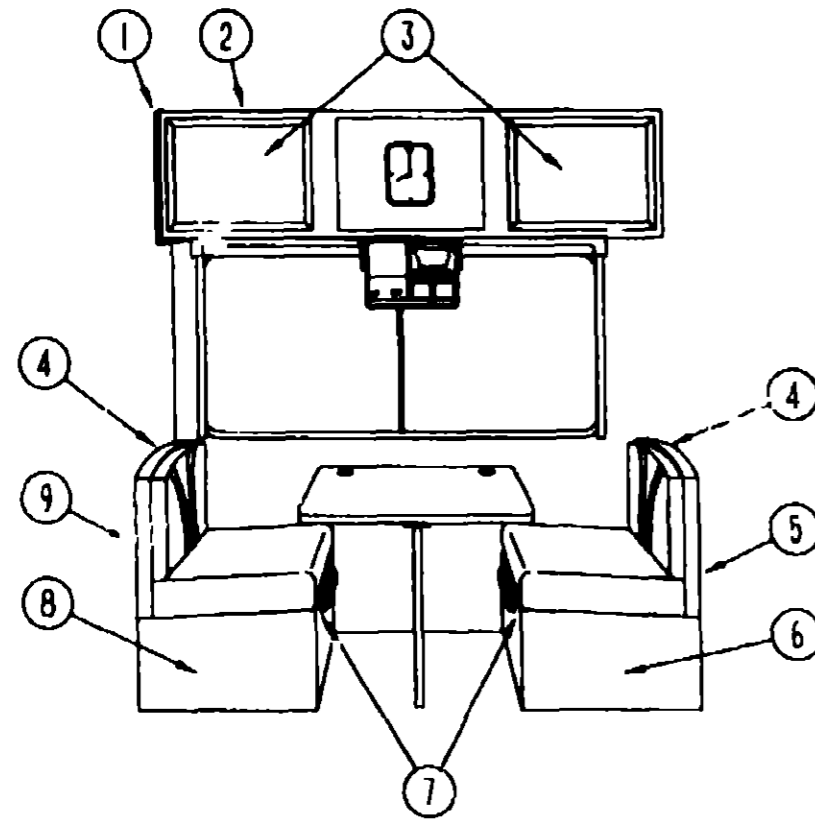
**1993 WINNEBAGO
TABLE OF CONTENTS**

INTRODUCTION	A-01 - A-02
ABBREVIATIONS	A-03
ALPHABETICAL INDEX	A-04 - A-06
WCF33RQ	A-07 - F-10

1993 WCF33RQ INDEX

FLOOR PLAN	A-07 - A-08
ACCESSORIES	A-09
AUDIO VIDEO	A-10 - A-12
BATH	A-13 - A-15
BEDROOM	A-16 - A-18
CHASSIS	A-19 - B-07
CURTAIN & CUSHION	B-08 - B-18
DINETTE	B-19 - B-20
DRIVER'S COMPARTMENT	B-21 - C-02
ELECTRICAL	C-03 - C-10
EXTERIOR BODY	C-11 - C-18
GALLEY	C-19 - C-23
GENERATOR	C-24 - D-01
HEATING & A/C	D-02 - D-08
INTERIOR FINISH	D-09 - D-12
LABELS	D-13 - D-21
LP	D-22
LOUNGE	D-23 - E-02
SEALANTS & FASTENERS	E-03 - E-06
WATER & SEWAGE	E-07 - E-12
WINDOW, VENT AND	
EXTERIOR DOOR	E-13 - F-08
WINDSHIELD/WIPER	F-09 - F-10

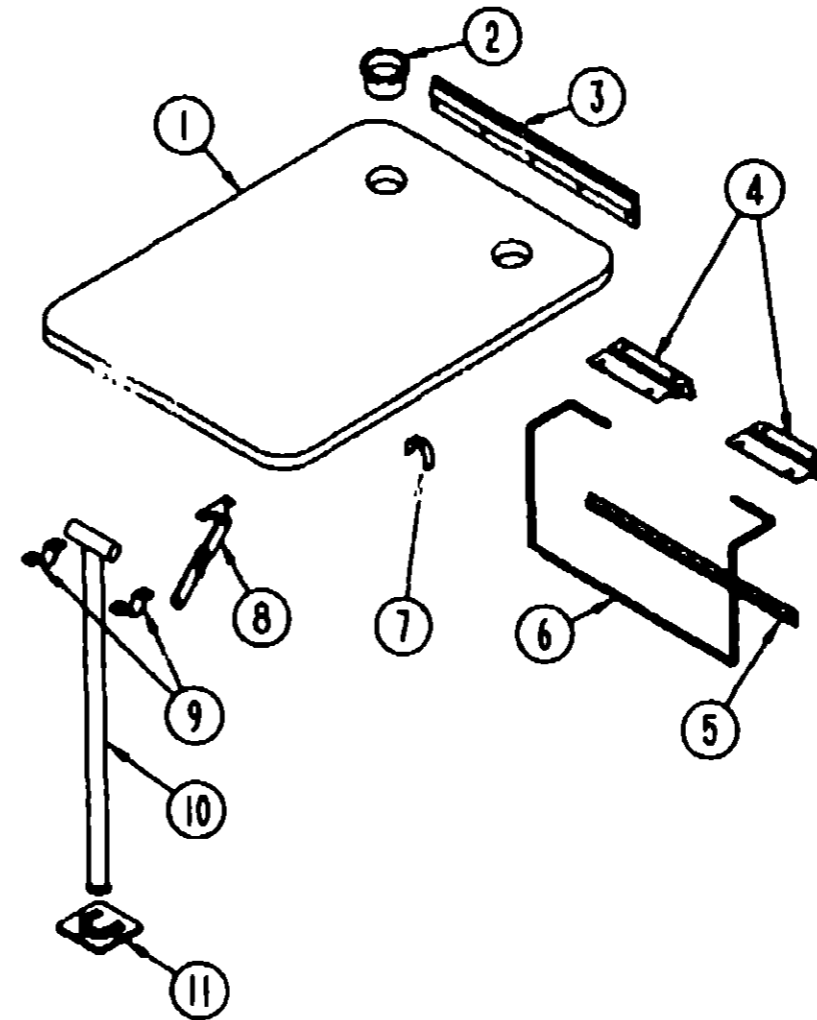
DINETTE GROUP



DINETTE CABINETRY

KEY	PART NUMBER	U/M	DESCRIPTION	
1	103128-02-C05	EA	END CAP ASM, OVERHEAD	
2	P06482-01-D09	EA	CABINET ASM OVERHEAD, DINETTE	
2	P06482-01-D10	EA	CABINET ASM OVERHEAD, DINETTE	
2	P06482-01-D11	EA	CABINET ASM OVERHEAD, DINETTE	
3	P04746-03-C05	EA	DOOR ASM-W/O HARDWARE - 400 X 710	
4	104787-03-D09	EA	PAD ASM-DINETTE	
4	104787-03-C05	EA	PAD ASM-DINETTE (D10)	
4	104787-03-D11	EA	PAD ASM-DINETTE	
5	M04174-23-C05	EA	CABINET-SEATBACK RH	
5	M04174-42-D09	EA	CABINET-SEATBACK RH	FROM 00-00-00 THRU 08-29-92
6	M04175-23-C05	EA	CABINET-SEATBASE RH	FROM 08-30-92 THRU 99-99-99
6	M04175-42-D09	EA	CABINET-SEATBASE RH	FROM 00-00-00 THRU 08-29-92
7	081295-01-AA8	EA	SUPPORT-BED, DINETTE, 712 LG	FROM 08-30-92 THRU 99-99-99
8	M04175-24-C05	EA	CABINET-SEATBASE LH	
9	M04174-24-C05	EA	CABINET-SEATBACK LH	
	081518-01-B03	EA	SEAT-TOP, DINETTE - FLYWOOD	

DINETTE GROUP (CONTINUED)



DINETTE TABLE

KEY	PART NUMBER	U/M	DESCRIPTION
1	M02115-09-D09	EA	TABLE-DINETTE, W/O EDGE BAND OR HARDWARE
2	064781-06-000	EA	HOLDER-CUP, TWO STEP - OFF WHITE
3	053200-12-000	EA	SUPPORT-TABLE, 8" X 23 5" - OFF WHITE
	004354-01-000	EA	BUMPER-RUBBER - BROWN
4	088410-02-000	EA	BRACKET-LIFT, TABLE MOUNTED - OFF WHITE
5	024281-14-000	EA	BRACKET-LIFT ROD, LOWER WALL MOUNTED - 22 12" - OFF WHITE
6	024275-12-000	EA	ROD-TABLE LIFT, 8" X 23 5" - BEIGE
7	024283-01-000	EA	CLIP-LEG, 1" X 1 125" OD - BLACK
8	024282-01-000	EA	BRACE-TABLE LEG, HINGED
9	064050-05-000	EA	CLAMP-SADDLE, LEG HINGE - OFF WHITE
10	024276-24-000	EA	LEG-TABLE, METAL - OFF WHITE
11	049493-11-700	EA	CATCH-TABLE LEG, FLOOR MOUNTED - E COAT

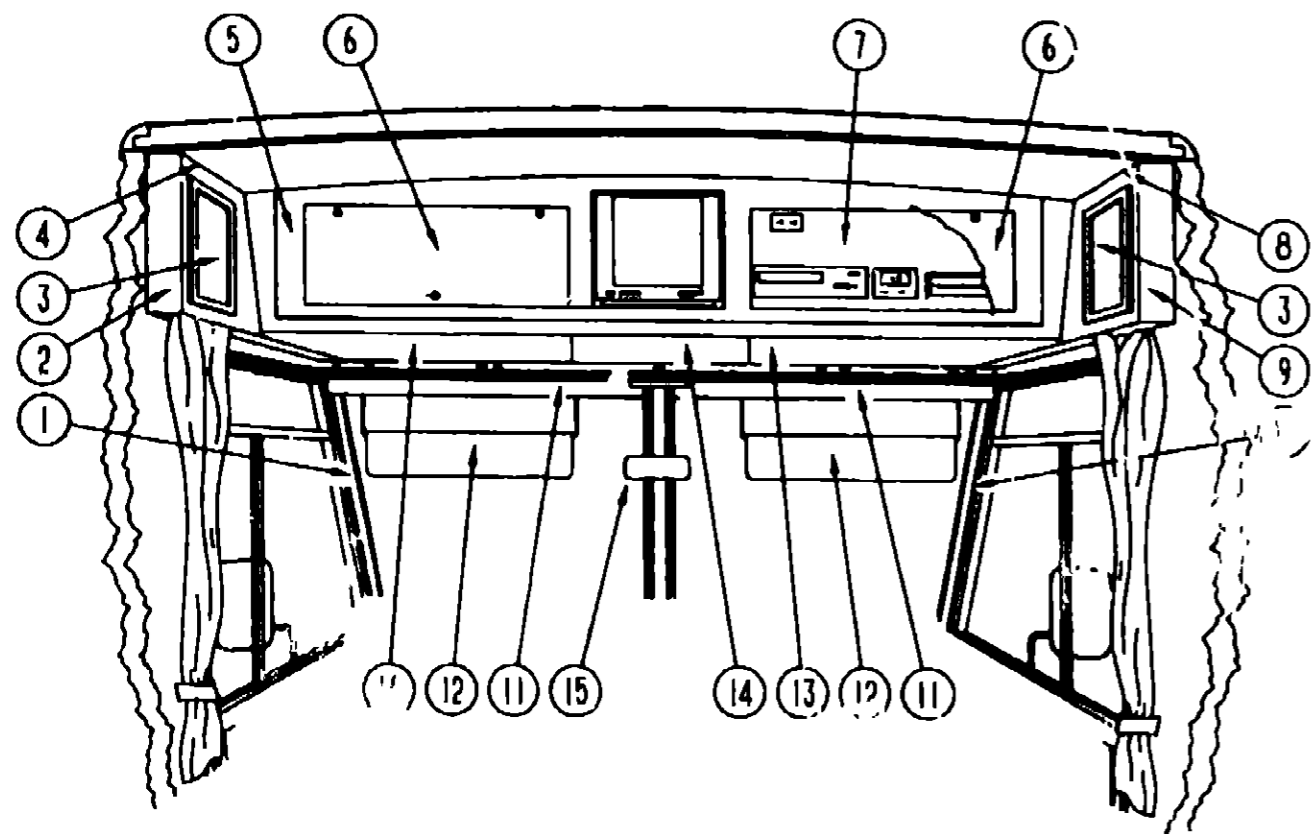
1993 WINNEBAGO TABLE OF CONTENTS

INTRODUCTION	A-01	A-02
ABBREVIATIONS		A-03
ALPHABETICAL INDEX	A-04	A-06
WCF33RQ	A-07	F-10

1993 WCF33RQ INDEX

FLOOR PLAN	A-07	A-08
ACCESSORIES		A-09
AUDIO VIDEO	A-10	A-12
BATH	A-13	A-15
BEDROOM	A-16	A-18
CHASSIS	A-19	B-07
CURTAIN & CUSHION	B-08	B-18
DINETTE	B-19	B-20
DRIVERS COMPARTMENT	B-21	C-02
ELECTRICAL	C-03	C-10
EXTERIOR BODY	C-11	C-18
GALLEY	C-19	C-23
GENERATOR	C-24	D-01
HEATING & A/C	D-02	D-08
INTERIOR FINISH	D-09	D-12
TABELS	D-13	D-21
IP		D-22
LOUNGE	D-23	E-02
SEALANTS & FASTENERS	E-03	E-06
WATER & SEWAGE	E-07	E-12
WINDOW, VENT AND		
EXTERIOR DOOR	E-13	F-08
WINDSHIELD/WIPER	F-09	F-10

DRIVERS COMPARTMENT GROUP
DRIVERS COMPARTMENT - UPPER



KEY	PART NUMBER	U/M DESCRIPTION
6	100708-06-000	EA DOOR-GLASS, TV CABINET - W/O HARDWARE - 9 68" X 28 42"
	100710-01-01A	EA LOCK-TWIST TYPE
	100711-01-01A	EA HINGE-DOOR, GLASS
	100707-01-000	EA SPACER
	101272-01-000	EA CATCH-GLASS DOOR
	101766-01-000	EA PIN-SUPPORT, GLASS DOOR
7	103040-01-C05	EA PANEL-HEADLINER FRONT OVERHEAD - PADDED - STANDARD
7	103040-02-C05	EA PANEL-HEADLINER FRONT OVERHEAD - PADDED - TV OPTION
7	103040-03-C05	EA PANEL-HEADLINER FRONT OVERHEAD - PADDED - TV/VCR/EUROPEAN OPTIONS
7	103040-04-C05	EA PANEL-HEADLINER FRONT OVERHEAD - PADDED - TV/VCR/INVERTER OPTION
7	103040-05-C05	EA PANEL-HEADLINER FRONT OVERHEAD - PADDED - TV/INVERTER OPTION
8	M05159-21-D09	EA CABINET-FRONT OVERHEAD W/O DOOR, PASSENGERS SIDE FROM 00-00-00 THRU 08-16-92
8	M05159-21-D10	EA CABINET-FRONT OVERHEAD W/O DOOR, PASSENGERS SIDE FROM 00-00-00 THRU 08-16-92
8	M05159-21-D11	EA CABINET-FRONT OVERHEAD W/O DOOR, PASSENGERS SIDE FROM 00-00-00 THRU 08-16-92
8	M05159-40-D09	EA CABINET-FRONT OVERHEAD W/O DOOR, PASSENGERS SIDE FROM 08-17-92 THRU 99-99-99
8	M05159-40-D10	EA CABINET-FRONT OVERHEAD W/O DOOR, PASSENGERS SIDE FROM 08-17-92 THRU 99-99-99
8	M05159-40-D11	EA CABINET-FRONT OVERHEAD W/O DOOR, PASSENGERS SIDE FROM 08-17-92 THRU 99-99-99
9	104353-01-C05	EA CAP-END, FRONT OVERHEAD, PASSENGERS SIDE FROM 00-00-00 THRU 08-16-92
9	103128-08-D12	EA CAP-END, FRONT OVERHEAD, PASSENGERS SIDE FROM 08-17-92 THRU 99-99-99
	P04307-01-C05	EA BOTTOM-VINYL COVERED, FRONT OVERHEAD - PASSENGERS SIDE FROM 00-00-00 THRU 08-16-92
	P09561-01-D09	EA BOTTOM-VINYL COVERED, FRONT OVERHEAD - PASSENGERS SIDE FROM 08-17-92 THRU 99-99-99
	104289-01-C05	EA PAD-VINYL COVERED, 30 3" X 9 6" - ANGLED - DRIVERS SIDE
10	103931-01-01A	EA COVER-INNER, A-PILLAR - PASSENGERS
11	078811-05-C07	EA PANEL-HEADER W/RECEPTACLE CUTOUTS - 90 2" LONG - VINYL COVERED
12	082286-18-D12	EA SUNVISOR-DRIVER OR PASSENGER - W/O POCKET
	102377-01-000	EA BRACKET-SUNVISOR, 1 PIECE - STEEL
	007211-01-000	EA HINGE-SUNVISOR
	074012-01-000	EA CLIP-SUNVISOR, SQUARE PINCH ON
13	P03077-02-C05	EA SHELF-CABINET, PASSENGERS SIDE - VINYL COVERED
14	P04415-01-C05	EA SHELF-TV CABINET, VINYL COVERED
	100628-02-000	EA SHELF ASM-TV, STEEL
	101150-01-000	EA SUPPORT-SHELF, TV - PASSENGER SIDE - STEEL
	101150-02-000	EA SUPPORT-SHELF, TV - DRIVER SIDE - STEEL
	104417-01-C05	EA CABINET BLANKET (STANDARD CABINET)
15	040714-01-000	EA MIRROR-REAR VIEW, W/ARM MOUNT & SET SCREW - GM# 911722
	040714-01-700	EA MIRROR INSIDE REAR VIEW KIT
16	P03077-01-C05	EA SHELF CABINET, DRIVERS SIDE - VINYL COVERED

1993 WINNEBAGO
TABLE OF CONTENTS

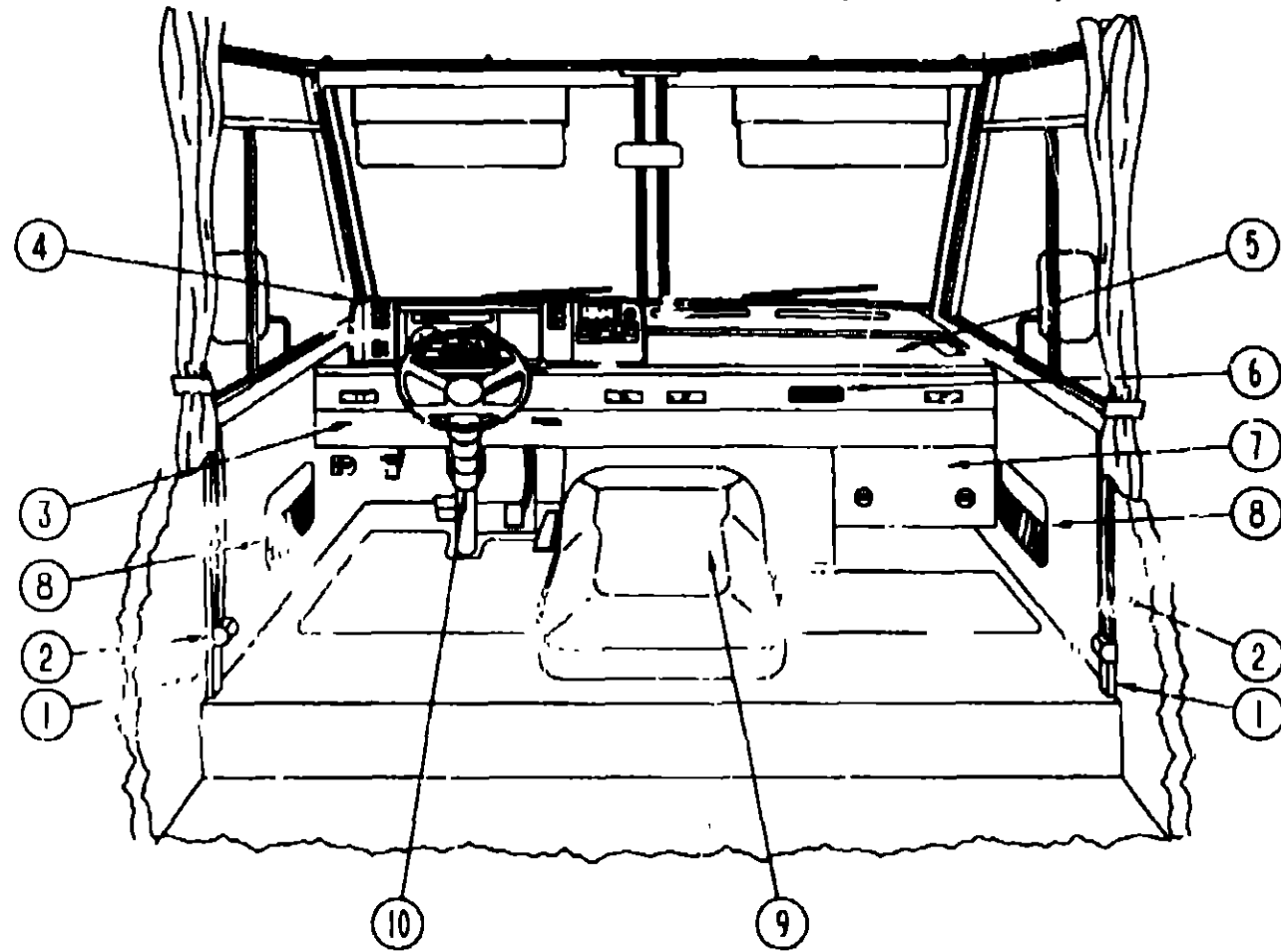
INTRODUCTION	A-01 -	A-02
ABBREVIATIONS		A-03
ALPHABETICAL INDEX	A-04 -	A-06
WCF33RQ	A-07 -	F-10

KEY	PART NUMBER	U/M DESCRIPTION
1	103931-02-01A	EA COVER-INNER, A-PILLAR - DRIVERS
2	104353-02-C05	EA CAP-END, FRONT OVERHEAD, DRIVERS SIDE FROM 00-00-00 THRU 08-16-92
2	103128-09-D12	EA CAP-END, FRONT OVERHEAD, DRIVERS SIDE FROM 08-17-92 THRU 99-99-99
3	P04746-06-D09	EA DOOR-CABINET, W/O HARDWARE - 255 MM X 485 MM
4	M05159-22-D09	EA CABINET-FRONT OVERHEAD W/O DOOR, DRIVERS SIDE FROM 00-00-00 THRU 08-16-92
4	M05159-22-D10	EA CABINET-FRONT OVERHEAD W/O DOOR, DRIVERS SIDE FROM 00-00-00 THRU 08-16-92
4	M05159-22-D11	EA CABINET-FRONT OVERHEAD W/O DOOR, DRIVERS SIDE FROM 00-00-00 THRU 08-16-92
4	M05159-41-D09	EA CABINET-FRONT OVERHEAD W/O DOOR, DRIVERS SIDE FROM 08-17-92 THRU 99-99-99
4	M05159-41-D10	EA CABINET-FRONT OVERHEAD W/O DOOR, DRIVERS SIDE FROM 08-17-92 THRU 99-99-99
4	M05159-41-D11	EA CABINET-FRONT OVERHEAD W/O DOOR, DRIVERS SIDE FROM 08-17-92 THRU 99-99-99
	P04307-02-C05	EA BOTTOM-VINYL COVERED, FRONT OVERHEAD - DRIVERS SIDE FROM 00-00-00 THRU 08-16-92
	P09561-02-D09	EA BOTTOM-VINYL COVERED, FRONT OVERHEAD - DRIVERS SIDE FROM 08-17-92 THRU 99-99-99
	104289-02-C05	EA PAD-VINYL COVERED, 30 3" X 9 6" - ANGLED - DRIVERS SIDE
5	104238-01-C05	EA FACE-TV CABINET W/O DOORS, FRONT OVERHEAD FROM 00-00-00 THRU 07-22-92
5	M05893-01-C05	EA FACE-TV CABINET W/O DOORS, FRONT OVERHEAD FROM 07-23-92 THRU 99-99-99
	106699-01-01A	EA BRACKET-L-ANGLE, TV CABINET FACE - 5 1" LONG - OFF WHITE STEEL
	108911-01-D12	EA TRIM TV, 15 3" X 13 9" - WOOD
	100676-02-000	EA STAND-VCR, STEEL

1993 WCF33RQ INDEX

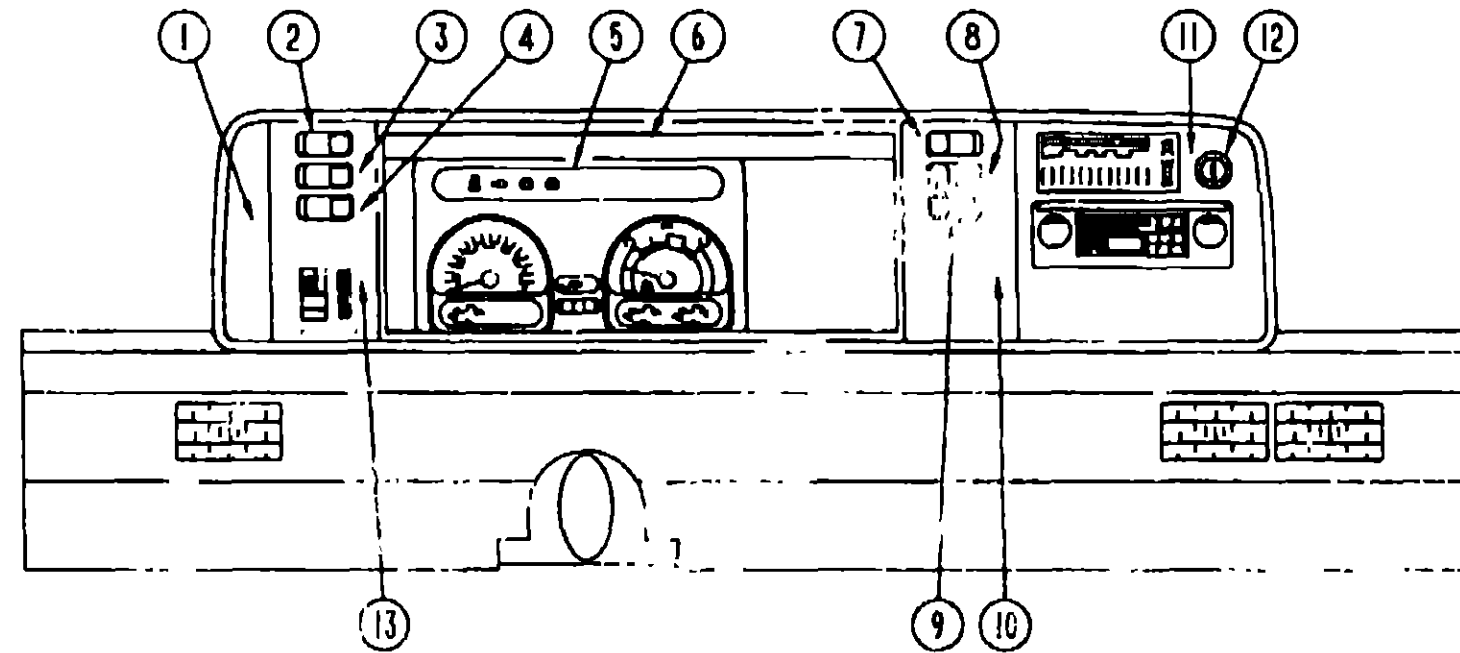
FLOOR PLAN	A-07 -	A-08
ACCESSORIES		A-09
AUDIO VIDEO	A-10 -	A-12
BATH	A-13 -	A-15
BEDROOM	A-16 -	A-18
CHASSIS	A-19 -	B-07
CURTAIN & CUSHION	B-08 -	B-18
DINETTE	B-19 -	B-20
DRIVERS COMPARTMENT	B-21 -	C-02
ELECTRICAL	C-03 -	C-10
EXTERIOR BODY	C-11 -	C-18
GALLEY	C-19 -	C-23
GENERATOR	C-24 -	D-01
HEATING & A/C	D-02 -	D-08
INTERIOR FINISH	D-09 -	D-12
LABELS	D-13 -	D-21
LP		D-22
LOUNGE	D-23 -	E-02
SEALANTS & FASTENERS	E-03 -	E-06
WATER & SEWAGE	E-07 -	E-12
WINDOW, VENT AND		
EXTERIOR DOOR	E-13 -	F-08
WINDSHIELD/WIPER	F-09 -	F-10

DRIVERS COMPARTMENT GROUP (CONTINUED)



DRIVERS COMPARTMENT - LOWER

DRIVERS COMPARTMENT GROUP (CONTINUED)



INSTRUMENT CLUSTER (CHEVY)

**1993 WINNEBAGO
TABLE OF CONTENTS**

INTRODUCTION	A-01	A-02
ABBREVIATIONS		A-03
ALPHABETICAL INDEX	A-04	A-06
WCF33RQ	A-07	F-10

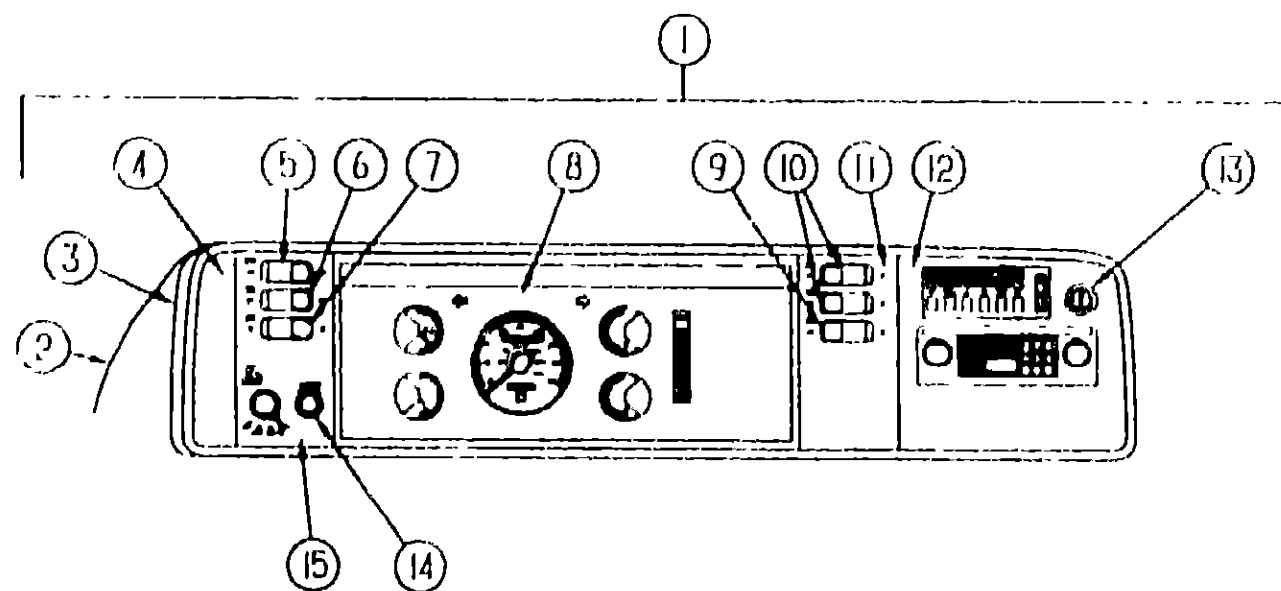
1993 WCF33RQ INDEX

FLOOR PLAN	A-07	A-08
ACCESSORIES		A-09
AUDIO VIDEO	A-10	A-12
BATH	A-13	A-15
BEDROOM	A-16	A-18
CHASSIS	A-19	B-07
CURTAIN & CUSHION	B-08	B-18
DINETTE	B-19	B-20
DRIVERS COMPARTMENT	B-21	C-02
ELECTRICAL	C-03	C-10
EXTERIOR BODY	C-11	C-18
GALLEY	C-19	C-23
GENERATOR	C-24	D-01
HEATING & A/C	D-02	D-08
INTERIOR FINISH	D-09	D-12
LABELS	D-13	D-21
LP		D-22
LOUNGE	D-23	E-02
SEALANTS & FASTENERS	E-03	E-06
WATER & SEWAGE	E-07	F-12
WINDOW, VENT AND EXTERIOR DOOR	E-13	F-08
WINDSHIELD/WIPER	F-09	F-10

KEY	PART NUMBER	U/M DESCRIPTION
1	104056-01-01A	EA APPLIQUE-BEZEL
2	108356-02-01A	EA COVER-SWITCH W/DIMPLES, CARLING VVAZC00 BLA
2	108357-05-000	EA SWITCH-ROCKER, SPDT ON/NONE/ON - RADIO POWER - CARLING V4D1000B-0
3	108356-02-01A	EA COVER-SWITCH W/DIMPLES, CARLING VVAZC00 BLA
3	108357-04-000	EA SWITCH-ROCKER, SPDT ON/OFF/MOM - C.J.M. BATTERY - CARLING V7D1000B-0
4	108356-02-01A	EA COVER-SWITCH W/DIMPLES, CARLING VVAZC00 BLA
4	108357-06-000	EA SWITCH-ROCKER, SPDT MOM/OFF/MOM - CARLING VLD1000B-0 BATTERY DISCONNECT SWITCH OPTION
4	096241-03-000	EA SWITCH-BLANK
5	094796-05-000	EA CLUSTER-INSTRUMENT PANEL, KILOMETERS - GAS - GM #16156355
5	094796-06-000	EA CLUSTER-INSTRUMENT PANEL, KILOMETERS - DIESEL - GM#16161325
6	103662-01-01A	EA BEZEL-INSTRUMENT PANEL
7	108356-04-01A	EA COVER-SWITCH W/DIMPLES & LENS, CARLING VVAGC00
7	108357-10-000	EA SWITCH-ROCKER, SPDT MOM/OFF/MOM - LIGHTED - CARLING V8D1160B-0 GENERATOR OPTION
7	096241-03-000	EA SWITCH-BLANK
8	108356-02-01A	EA COVER-SWITCH W/DIMPLES, CARLING VVAZC00 BLA
8	108357-03-000	EA SWITCH-ROCKER, SPDT ON/OFF/ON - CARLING V6D1000B-0 REAR HEATER OPTION
8	096241-03-000	EA SWITCH-BLANK
9	090241-03-000	EA SWITCH-BLANK
10	104056-04-01A	EA APPLIQUE-BEZEL, W/O REAR AUTO HEATER
10	104056-05-01A	EA APPLIQUE-BEZEL, W/REAR AUTO HEATER
10	104056-01-01A	EA APPLIQUE-BEZEL
11	104056-06-01A	EA APPLIQUE-BEZEL
12	089294-01-000	EA LIGHTER ASM-CIGARETTE - CASCO C213275
13	104056-02-01A	EA APPLIQUE-BEZEL
	100138-01-000	EA MODULE-DAYTIME RUNNING LIGHT
	077031-01-000	EA FILM-BLACK, 1" X 1.75"
	077031-02-000	EA FILM-AMBER, 1" X 1.75"
	077031-03-000	EA FILM-WHITE, 75" X 1"
	103603-01-000	EA BULB - 12V NO.74 0 12A WEDGE
	105615-01-000	FT FILM PROTECTIVE CLEAR
	077539-01-000	EA BRACKET MOUNTING, DASH PANEL - L/S HAPED - 2.5" X 1" X 1.5"

KEY	PART NUMBER	U/M DESCRIPTION
1	024700-44-000	EA COVER-SIDEWALL ROLL BAR, OFF WHITE - 53"
1	024700-45-000	EA COVER-SIDEWALL ROLL BAR, OFF WHITE - 12 B"
2	091990-01-01A	EA SEAT BELT-SHOULDER HARNESS - DRIVERS/PASSENGERS - BLACK
	091990-01-700	EA BOLT COVER
	R77006-13-498	EA BOLT-SEAT BELT
	109146-01-000	EA BOLT SHOULDER, SEAT BELT
	103961-01-01A	EA COVER-BRACKET, SEATBELT - OFF WHITE
	R77030-53-447	EA WASHER-FLAT, 11.3 MM ID X 21 MM OD
3	103812-01-01A	EA TRIM-DASH, LOWER - OFF WHITE
4	103666-01-01A	EA POD-INSTRUMENT PANEL, OFF WHITE PLASTIC
5	103817-01-C05	EA DASH ASM, W/VINYL
	P03817-01-000	EA DASH ASM, W/O VINYL
	105927-02-000	EA PANEL-DASH TOP, STEEL
5	104280-01-01A	EA DECAL-LOGO "BRAVE" PASSENGERS SIDE DASH
7	095757-03-D09	EA COVER-HEATER W/CARPET (D09)
7	095757-03-C05	EA COVER HEATER W/CARPET (D10)
7	095757-03-C27	EA COVER-HEATER W/CARPET (D11)
8	086120-04-D09	EA PAD-MAP POCKET, 12" X 16"
8	086120-04-D10	EA PAD-MAP POCKET, 12" X 16"
8	086120-04-D11	EA PAD-MAP POCKET, 12" X 16"
9	097552-01-000	EA COVER-MOTOR, W/O CARPET
	075564-01-000	EA BRACKET-MOUNTING, MOTOR COVER
	092406-01-000	EA TRIM MOTOR COVER, ALUMINUM
	039623-01-000	FT SEAL-MOTOR COVER, RUBBER BULB TYPE - BLACK
	107854-01-D09	EA TRAY ASM BEVERAGE W/ASHTRAY & DOWELS
	M04032-01-AB1	EA DOWEL-WOOD, STAINED - 1" X 1.75"
	046886-03-000	EA ASHTRAY CHROME, W/COVER
10	103498-04-000	EA BOOT-STEERING COLUMN, BLACK VINYL
		FROM 00-00-00 THRU 09-06-92
10	103498-06-000	EA BOOT-STEERING COLUMN, BLACK VINYL
		FROM 09-07-92 THRU 99-99-99

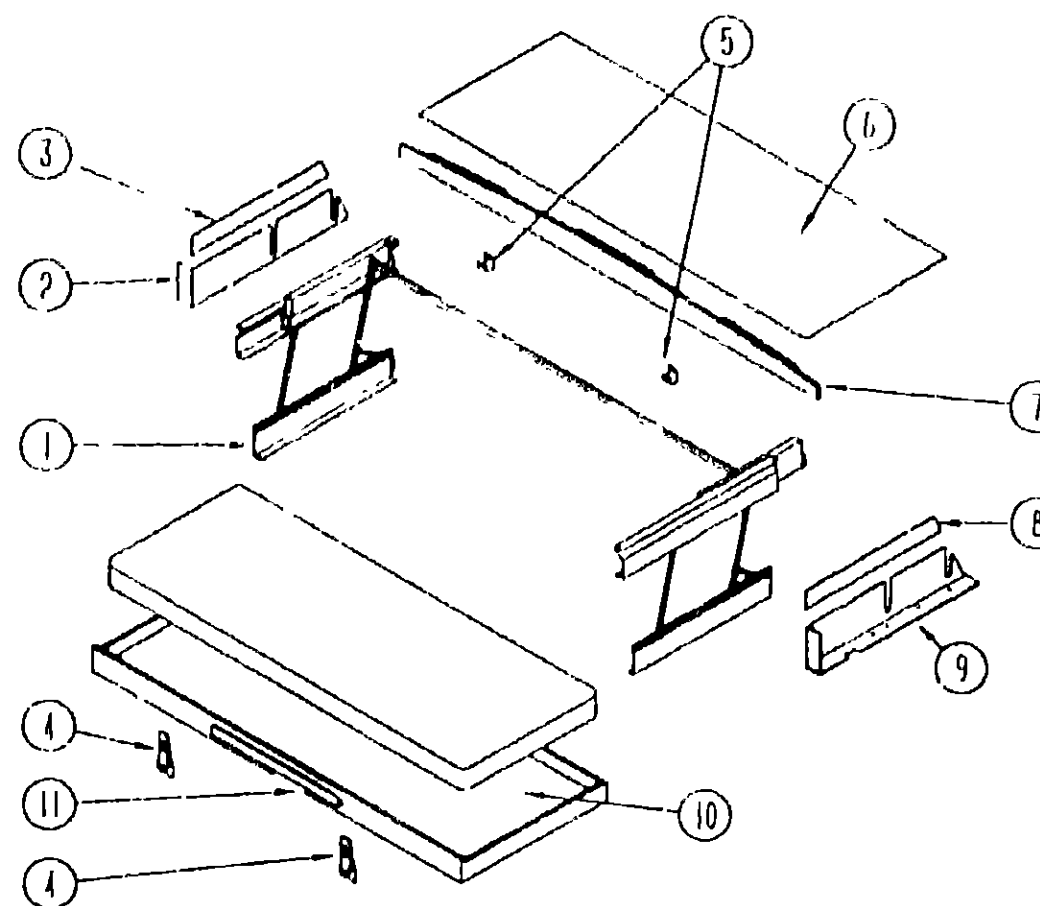
DRIVERS COMPARTMENT GROUP (CONTINUED)



DASH, GAUGES & SWITCHES (FORD)

KEY	PART NUMBER	U/M DESCRIPTION
1	M05946-03 D32	EA DASH POD ASM
2	103666 01 02A	EA POD - INSTRUMENT PANEL - ASH GRAY
3	103662 02 01A	EA BEZEL - INSTRUMENT PANEL
4	104056 01-01A	EA APPLIQUE - BEZEL - LEFT - DRESS UP
5	103875-05 000	EA SWITCH - ROCKER - SPDTON/NONE/ON
6	103875 04 000	EA SWITCH - ROCKER - SPDTON/OFF/MOM
7	103875 06 000	EA SWITCH - ROCKER - DPDTMOM/OFFMOM
8	094794 02 000	EA CLUSTER - INSTRUMENT - KILOMETER - FORD F0US-10849-BB
		FROM 00 00 00 THRU 09 20 92
8	094794-03 000	EA CLUSTER - SPEEDO - KM-92 F53 FORD E99Z-1/255-B
		FROM 09 21-92 THRU 99 99 99
9	096241-03 000	EA BLANK SWITCH
10	103875-03-000	EA SWITCH - ROCKER - SPST ON/OFF/ON
11	104056 04-01A	EA APPLIQUE - BEZEL - SWITCH RIGHT - BLANK
11	104056 05-01A	EA APPLIQUE - BEZEL SWITCH RIGHT (W/AUX FANS)
12	104056-06 02A	EA APPLIQUE - BEZEL - RIGHT DRESS UP
13	089294 01-000	EA LIGHTER ASM - CIGARETTE
14	096675-01-000	EA KNOB - HEADLAMP - W/SHAFT
15	104056 03 01A	EA APPLIQUE - BEZEL - SWITCH LEFT
	P03817-01-000	EA DASH ASM - LOWER - W/O VINYL
	106569-02 01A	EA PADDED VINYL - LAMINATE MADRID - OFF WHITE - 1/4"X16"X96" - 2LB
	100138 01-000	EA MODULE - DAYTIME RUNNING LIGHT
	077031-03 000	EA FILM - WHITE 75 X 100
	103812-02 01A	EA TRIM - DASH - LOWER - FORD OFF/WHITE
	104354-02-01A	EA APPLIQUE - LOWER DASH - FORD

DRIVERS COMPARTMENT GROUP (CONTINUED)



FRONT BUNK-SINGLE

KEY	PART NUMBER	U/M DESCRIPTION
1	076760-02-000	EA BUNK HARDWARE (COMPLETE)
	076760-02-700	EA SPRING-GAS BUNK HARDWARE
2	101499-06-C05	EA PANEL ASM - BOTTOM DRIVERS - PADDED - USED W/BUNK
3	101497-08-C05	EA PANEL ASM - UPPER DRIVERS - PADDED - USED W/BUNK
4	042541-04-700	EA LATCH ASM-W/STRIKE, (2 SETS) - BRASS
4	042541-04-000	EA LATCH ASM-W/O STRIKE, BRASS
5	042541-05-000	EA STRIKE-BRASS
	075943-09-000	EA BRACE 8"-ANGLE, W/HOLES - ALUMINUM - OFF WHITE
6	103040 06-C05	EA PANEL HEADLINER FRONT OVERHEAD - PADDED USED W/BUNK
7	P03199-01-C05	EA BOARD ASM-TRIM,BUNK - CEILING MOUNTED
	016604-05-000	EA BRACE-L/ANGLED, 2 5" - OFF WHITE
8	101497-07-C05	EA PANEL ASM - UPPER PASSENGERS - PADDED - USED W/BUNK
9	101499-05-C05	EA PANEL ASM - BOTTOM PASSENGERS - PADDED - USED W/BUNK
10	081717-03-C05	EA BED ASM BUNK, FRONT
11	094658-01-Y12	EA HANDLE-BUNK, OAK

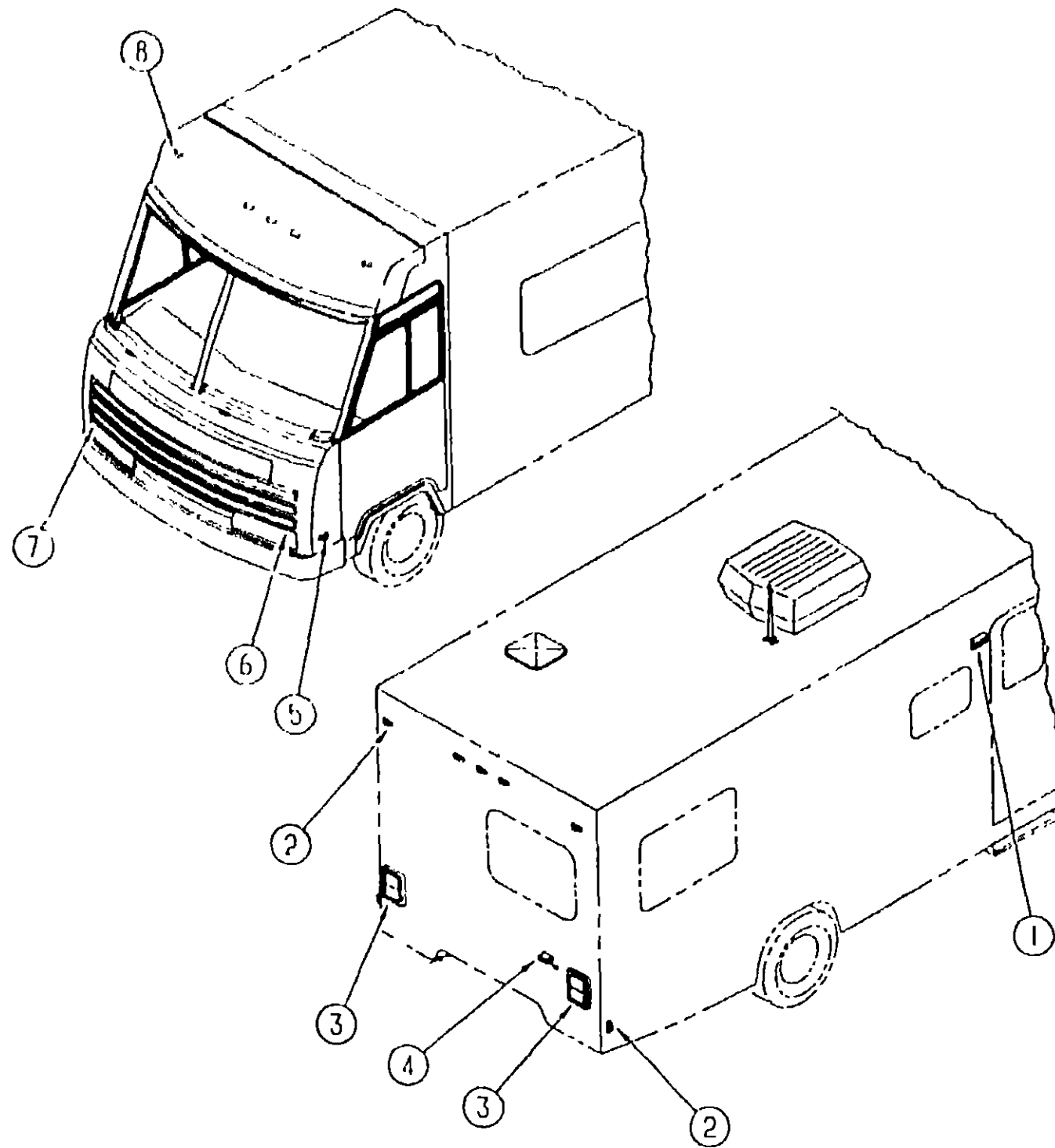
**1993 WINNEBAGO
TABLE OF CONTENTS**

INTRODUCTION	A 01	A-02
ABBREVIATIONS		A-03
ALPHABETICAL INDEX	A-04	A-06
WCF33RQ	A 07	F-10

1993 WCF33RQ INDEX

FLOOR PLAN	A 07	A-08
ACCESSORIES		A-09
AUDIO VIDEO	A 10	A-12
BATH	A-13	A-15
BEDROOM	A-16	A-18
CHASSIS	A-19	B 07
CURTAIN & CUSHION	B 08	B-18
DINETTE	B 19	B-20
DRIVERS COMPARTMENT	B 21	C-02
ELECTRICAL	C 03	C-10
EXTERIOR BODY	C-11	C-18
GALLEY	C-19	C-23
GENERATOR	C-24	D 01
HEATING & A/C	D-02	D 08
INTERIOR FINISH	D 09	D-12
LABELS	D-13	D-21
LP		D-22
LOUNGE	D 23	E-02
SEALANTS & FASTENERS	E-03	E-06
WATER & SEWAGE	E-07	E-12
WINDOW, VENT AND		
EXTERIOR DOOR	E-13	F-08
WINDSHIELD/WIPER	F-09	F-10

**ELECTRICAL GROUP
EXTERIOR LIGHTS**



KEY	PART NUMBER	U/M DESCRIPTION	
1	097017 01 01A	EA LIGHT-PORCH, ENTRY DOOR OFF WHITE	
	008215 01-000	EA BULB - 12V, #1003 - 94 AMP	
	097017-01-700	EA LENS-LIGHT, PORCH	
	2	062648-01-000	EA LIGHT-CLEARANCE, RED - BARGMAN 30 99-001
		081638-01-000	EA TAILLIGHT DOUBLE, W/BLACK TRIM - DRIVER OR PASSENGER SIDE
		037934 01 000	EA BULB - 12V, #1156 - 2.1 AMP - CLEAR GLASS
		037935-01-000	EA BULB - 12V, #1157 OR #2057 - 2.1 AMP - CLEAR GLASS
	3	081638 01-700	EA LENS-TAILLIGHT, RED - BARGMAN 30 84-010
		081638 01-701	EA LENS-TAILLIGHT, W/HACKUP - BARGMAN 30 84 700
		103355 01-01A	EA POD-TAILLIGHT, OFF WHITE
4		068432-02-000	EA LIGHT-LICENSE, BLACK
		066432 03 000	EA BRACKET LICENSE PLATE - BARGMAN 30 60 030
5		062648 02 000	EA LIGHT-CLEARANCE, AMBER - BARGMAN 30 99 002
		6	049186 02 000
7			049188 02-000
		049185 02 000	EA HEADLAMP CAPSULE-PASSENGER, HIGH/LOW BEAM - RECTANGULAR - BLK TRIM
049187 02 000			EA HEADLAMP CAPSULE-PASSENGER, HIGH BEAM - RECTANGULAR - BLACK TRIM
	P03703 01 000	EA WIRE ASM HEADLAMP	
019359 01-000		EA SPRING RETAINER, HEADLAMP - GM 496096	
	073308 01 000	EA SCREW-ADJUSTING, HEADLAMP	
110750 01 000		EA SCREW ADJUSTING, HEADLAMP	
	FROM: 00 00 00 THRU 01-21-93		
FROM 01-22 93 THRU 99 99 99			
8	110783 01-01A	EA BRACKET-HEADLAMP, QUAD PASSENGER - UNPAINTED	
	110783 02 01A	EA BRACKET HEADLAMP, QUAD - DRIVER - UNPAINTED	
	089292 01 000	EA LIGHT-TURN, DRIVER OR PASSENGER - W/AMBER LENS	
	037935-01 000	EA BULB - 12V, #1157 OR #2057 - 2.1 AMP - CLEAR GLASS	
	102520-01-000	EA LIGHT-CLEARANCE, W/O SOCKET CONNECTIONS - AMBER	
	036196-01 000	EA BULB - 12V, #194 - 27 AMP - BAYONETTE	
	102540 01 000	EA SEAL SCREW, ROUND - RUBBER	
	102541 01-000	EA GASKET-CLEARANCE LIGHT	
	102582 01-000	EA BRACKET-LIGHT, CLEARANCE - L-SHAPED METAL - 2 2" X 4 7"	
	050030 02 000	EA HOUSING HEADLAMP WIRING, HIGH BEAM	
063749 01-000	EA HOUSING-HEADLAMP WIRING, LOW BEAM		
096674 01-000	EA NUT-HEADLAMP, BLACK		

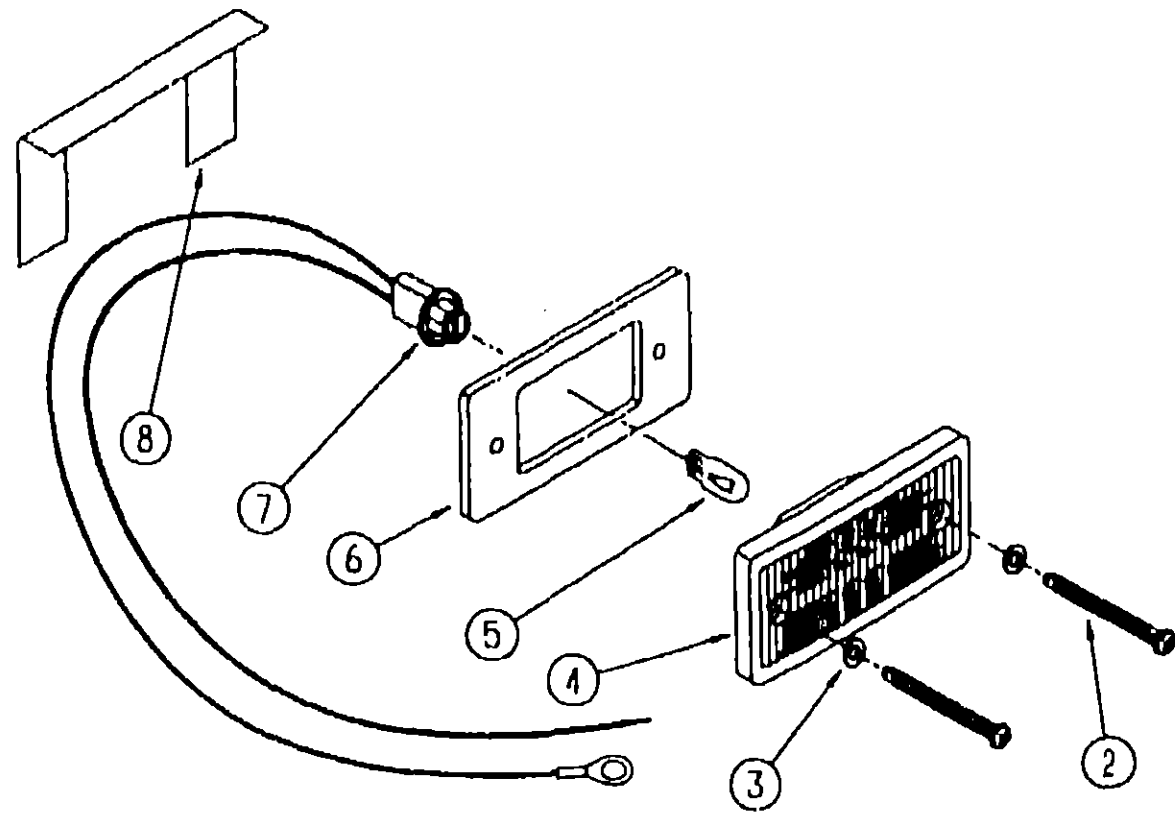
**1993 WINNEBAGO
TABLE OF CONTENTS**

INTRODUCTION	A-01 -	A-02
ABBREVIATIONS		A-03
ALPHABETICAL INDEX	A-04 -	A-06
WCF33RQ	A-07 -	F-10

1993 WCF33RQ INDEX

FLOOR PLAN	A-07 -	A-08
ACCESSORIES		A-09
AUDIO VIDEO	A-10 -	A-12
BATH	A-13 -	A-15
BEDROOM	A-16 -	A-18
CHASSIS	A-19 -	B-07
CURTAIN & CUSHION	B-08 -	B-18
DINETTE	B-19 -	B-20
DRIVERS COMPARTMENT	B-21 -	C-02
ELECTRICAL	C-03 -	C-10
EXTERIOR BODY	C-11 -	C-18
GALLEY	C-19 -	C-23
GENERATOR	C-24 -	D-01
HEATING & A/C	D-02 -	D-08
INTERIOR FINISH	D-09 -	D-12
LABELS	D-13 -	D-21
LP		D-22
LOUNGE	D-23 -	E-02
SEALANTS & FASTENERS	E-03 -	E-06
WATER & SEWAGE	E-07 -	E-12
WINDOW, VENT AND		
EXTERIOR DOOR	E-13 -	F-08
WINDSHIELD/WIPER	F-09 -	F-10

ELECTRICAL GROUP (CONTINUED)



EXTERIOR CLEARANCE LIGHTS

KEY	PART NUMBER	U/M DESCRIPTION
2	000G39-08-24B	EA SCREW, SELF DRIVING
3	102540-01-000	EA SEAL-SCREW, ROUND - RUBBER
4	102520-01-000	EA LIGHT-CLEARANCE, W/O SOCKET CONNECTIONS - AMBER
5	036196-01-000	EA BULB - #1194 - CLEARANCE LIGHT
6	102541-01-000	EA GASKET-CLEARANCE LIGHT
7	067789-02-000	EA SOCKET ASM - CAB MARKER
8	102582-01-000	EA BRACKET-LIGHT, CLEARANCE - L-SHAPED METAL - 2.2" X 4.7"

**ELECTRICAL GROUP (CONTINUED)
INTERIOR LIGHTS**

KEY	PART NUMBER	U/M DESCRIPTION
	061424-01-000	EA LIGHT-AISLE, 12V - RECTANGULAR
	008103-01-000	EA BULB-DASH/AISLE LIGHT, #53 - 12 V - .12 AMP
	065201-09-000	EA SHADE-LAMP, FABRIC - PARCHMENT
	065202-23-000	EA LAMP-WALL, BRASS, CANADIAN
	065202-22-000	EA LAMP-WALL, BRASS
	082169-01-000	EA LIGHT-MAKE-UP, 3 BULB - JENSEN X148-16BR
		FROM: 00-00-00 THRU: 12-13-92
	081633-01-700	EA BULB-MAKE UP LIGHT, JENSEN
	110235-01-01A	EA LIGHT-MAKE UP, 3 BULB PANLESS - PD PD200-621 BRASS
		FROM: 12-14-92 THRU: 09-00-09
	081633-01-700	EA BULB-MAKE UP LIGHT, JENSEN
	086280-01-000	EA LIGHT-SURFACE MOUNT, 12V - JENSEN 1236
	086280-01-700	EA BULB - 12 VOLT, 8 WATT
	098024-01-01A	EA LIGHT-DOME, 1 BULB - US - IVORY
	008210-01-000	EA BULB-DOME LIGHT, 12V - NUMBER 1141
	098024-01-700	EA LENS-DOME LIGHT
	098024-03-01A	EA LIGHT-DOME, 2 BULB - IVORY
	008218-01-000	EA BULB-DOME LIGHT, 12V - NUMBER 1141
	098024-01-700	EA LENS-DOME LIGHT
	065202-14-700	EA BRASS-FINIAL

CIRCUIT BREAKERS

KEY	PART NUMBER	U/M DESCRIPTION
	083209-01-000	EA CIRCUIT BREAKER - 15 AMP, 120V - BW G-15 - CANADIAN
	083209-02-000	EA CIRCUIT BREAKER - 15/15 AMP, 120V - BW H-15/15
	083209-03-000	EA CIRCUIT BREAKER - 15/20 AMP, 120V - BW O-15/20
	083209-04-000	EA CIRCUIT BREAKER - 30 AMP, 120V - BW L-30
	083209-07-000	EA CIRCUIT BREAKER - 20/20 AMP, 120V - BW K-20/20
	083209-06-000	EA CIRCUIT BREAKER - 30/15 AMP, 120V - BW D-30/15
	093654-01-000	EA CIRCUIT BREAKER - 6 AMP, HOUSE CONTROL PANEL
	093654-02-000	EA CIRCUIT BREAKER - 15 AMP
	093655-01-000	EA CIRCUIT BREAKER - 25 AMP, USD 17425-4E03A2A
	093655-02-000	EA CIRCUIT BREAKER - 30 AMP, HOUSE CONTROL PANEL
	093655-03-000	EA CIRCUIT BREAKER - 40 AMP, USD 17440-4E03A2A
	097611-01-000	EA CIRCUIT BREAKER - 6 AMP, ATC - BLACK

CONDUIT

KEY	PART NUMBER	U/M DESCRIPTION
	041953-01-000	FT CONDUIT-CONVOLUTE SLIT, .5" ID
	041953-03-000	FT CONDUIT-CONVOLUTE SLIT, 1" ID
	041953-05-000	FT CONDUIT-CONVOLUTE SOLID, .62" ID
	041953-06-000	FT CONDUIT-CONVOLUTE, SLIT .375" ID
	041953-07-000	FT CONDUIT-CONVOLUTE, SLIT - .25" ID
	041953-08-000	FT CONDUIT-CONVOLUTE, SLIT 1.50" ID
	041953-09-000	FT CONDUIT-CONVOLUTE, SLIT .50" ID
	041953-10-000	FT CONDUIT-CONVOLUTE, SLIT - .75" ID
	041953-11-000	FT CONDUIT-CONVOLUTE, SLIT - 1.06" ID
	041953-12-000	FT CONDUIT-CONVOLUTE, NON SLIT 1.1" ID

**1993 WINNEBAGO
TABLE OF CONTENTS**

INTRODUCTION	A-01	A-02
ABBREVIATIONS		A-03
ALPHABETICAL INDEX	A-04	A-06
WCF33RQ	A-07	F-10

1993 WCF33RQ INDEX

FLOOR PLAN	A-07	A-08
ACCESSORIES		A-09
AUDIO VIDEO	A-10	A-12
BATH	A-13	A-15
BEDROOM	A-16	A-18
CHASSIS	A-19	B-07
CURTAIN & CUSHION	B-08	B-18
DINETTE	B-19	B-20
DRIVERS COMPARTMENT	B-21	C-02
ELECTRICAL	C-03	C-10
EXTERIOR BODY	C-11	C-18
GALLEY	C-19	C-23
GENERATOR	C-24	D-01
HEATING & A/C	D-02	D-08
INTERIOR FINISH	D-09	D-12
LABELS	D-13	D-21
LP		D-22
LOUNGE	D-23	E-02
SEALANTS & FASTENERS	E-03	E-06
WATER & SEWAGE	E-07	E-12
WINDOW, VENT AND EXTERIOR DOOR	E-13	F-08
WINDSHIELD/WIPER	F-09	F-10

ELECTRICAL GROUP (CONTINUED)

CONNECTORS

KEY	PART NUMBER	U/M DESCRIPTION
	008311-01-000	EA CONNECTOR-WIRE NUT, INSULATED - RED
	008312-01-000	EA CONNECTOR-WIRE NUT, INSULATED - BLUE
	008314-01-000	EA CONNECTOR-WIRE NUT, INSULATED - GRAY
	008353-01-000	EA CONNECTOR-CABLE CLAMPING, 3/8"
	008355-01-000	EA CONNECTOR-CABLE CLAMPING, 3/4"
	008356-01-000	EA CONNECTOR-PLASTIC, 3/8" AVG
	008398-01-000	EA CONNECTOR - 1/2" X 90 DEGREE, FLEX CONDUIT - UL AND CSA
	041480-01-000	EA CONNECTOR-STRAIGHT, 1/2" FLEX CONDUIT
	082740-01-000	EA CONNECTOR-PLASTIC BODY, FOR 2 MALE SPADES
	058028-01-000	EA CONNECTOR-ELECTRICAL PIGTAIL, NYLON - CLEAR

RECEPTACLES

KEY	PART NUMBER	U/M DESCRIPTION
	024924-02-000	EA RECEPTACLE-POWER CORD, W/PARTIAL PLATE
	080015-02-000	EA RECEPTACLE-PLATE, .185 - 16/14 GA - AMP 3
	058707-01-000	EA RECEPTACLE-ELECTRIC, SINGLE - BROWN
	058708-01-000	EA RECEPTACLE-ELECTRIC, DOUBLE - BROWN
	058708-02-000	EA RECEPTACLE-ELECTRIC, DOUBLE - IVORY
	084076-02-000	EA RECEPTACLE-GFI, 15A - 125V - BROWN
	007940-01-000	EA RECEPTACLE-SLIDE, 16 TO 12 AWG - FEMALE END
	058707-02-000	EA RECEPTACLE-BLANK, JUNCTION WIRECON WDJ20BR
	097734-01-01A	EA EXTENSION-RECEPTACLE, 3.2" X 5" X .7" - PLASTIC - IVORY FROM: 00-00-00 THRU: 03-07-93
	102568-01-B10	EA SPACER-RECEPTACLE, BETWEEN SIDEWALL & PLATE - WOOD

TERMINALS

KEY	PART NUMBER	U/M DESCRIPTION
	008326-01-000	EA TERMINAL-RING, 16/14 WIRE - 3/8" STUD
	008328-01-000	EA TERMINAL-RING, 12/10 WIRE - #10 STUD FIT
	008331-01-000	EA TERMINAL-RING, TONGUE - #4 WIRE - 3/8" STUD - COPPER
	008348-01-000	EA TERMINAL-RING, 3/8" STUD - #2 WIRE CONNECTS CABLE TO DISCONNECT RELAY AND BATTERY
	035416-01-000	EA TERMINAL-RING #10 STUD FIT, INSULATED BARREL #16/14
	047443-01-000	EA TERMINAL - .250 RECEPTACLE FIT, INSULATED - 16/14 AWG
	047443-02-000	EA TERMINAL - .250 RECEPTACLE FIT, INSULATED - 12/10 AWG FROM: 00-00-00 THRU: 07-01-92
	062036-02-000	EA TERMINAL-PACK-CON, 16/14 AWG
	104100-03-000	EA TERMINAL - 75 AMP AMP 53880-4 LOOSE
	033787-01-000	EA TERMINAL-RING, INSULATED
	106655-01-000	EA TERMINAL-FUSE BLOCK, 14-16AWG - PACKARD 12015952

FUSE & FUSE HOUSING

KEY	PART NUMBER	U/M DESCRIPTION
	008234-01-000	EA FUSE - 12V, 10 AMP
	008235-01-000	EA FUSE-AUTOMOTIVE, 12V - 15 AMP
	062037-01-000	EA HOUSING-AUTO FUSE, NATURAL
	062037-02-000	EA HOUSING-AUTO FUSE, GREEN
	062037-03-000	EA HOUSING-AUTO FUSE, BLACK
	062037-04-000	EA HOUSING-AUTO FUSE, BLUE
	062037-05-000	EA HOUSING-AUTO FUSE, GRAY
	062037-06-000	EA HOUSING-AUTO FUSE, BROWN
	062901-02-000	EA FUSE - 5 AMPS, AUTOMOTIVE
	062901-04-000	EA FUSE - 10 AMPS, AUTOMOTIVE
	062901-05-000	EA FUSE - 15 AMPS, AUTOMOTIVE
	063910-01-000	EA HOUSING-RELAY, BOSCH 3 3/4 485 008
	100341-01-000	EA FUSE HOLDER-IN LINE TYPE, WESCO 8931-92020
	062901-07-000	EA FUSE - 25 AMPS, AUTOMOTIVE

FROM: 00-00-00 THRU: 08-28-92

ELECTRICAL GROUP (CONTINUED)

HOUSINGS, PINS & SOCKETS

KEY	PART NUMBER	U/M DESCRIPTION
	088473-01-000	EA PIN-HOUSING, 4 ROWS OF 3
	088473-03-000	EA HOUSING-PIN, 9 POSITION
	088473-05-000	EA PIN-HOUSING, 6 POSITION (SINGLE ROW)
	088473-06-000	EA PIN-HOUSING, 8 POSITION (TWO ROWS OF THREE)
	088473-08-000	EA HOUSING-PIN, 4 POSITION
	088473-09-000	EA PIN-HOUSING, 3 POSITION (SINGLE ROW)
	088473-10-000	EA PIN-HOUSING, 2 POSITION
	088474-01-000	EA HOUSING-SOCKET, 12 POSITIONS
	088474-03-000	EA HOUSING-SOCKET, 0 POSITION
	088474-06-000	EA SOCKET-HOUSING, 6 POSITION (2 ROWS OF THREE)
	088474-07-000	EA HOUSING-SOCKET, 6 CAVITY - AMP 1-480784-0
	088474-08-000	EA SOCKET-HOUSING, 4 POSITION (SINGLE ROW)
	088474-09-000	EA HOUSING-SOCKET, 3 POSITION
	088474-10-000	EA HOUSING-SOCKET, 2 POSITION
	088475-01-000	EA PIN-CONNECTOR, 14 TO 20 AWG
	088475-02-000	EA PIN-CONNECTOR, 10 TO 12 AWG
	104100-01-000	EA HOUSING - 1 POSITION, 75 AMP AMP 53884-1
	101571-01-000	EA HOUSING - 2 POSITION, MALE
	106006-01-000	EA HOUSING - 1 POSITION, FEMALE - PACKARD 12015952
	007949-01-000	EA TAB-HOUSING, 1 POSITION
	108669-01-000	EA HOUSING-AUTOFUSE HOLDER PACKARD 12010105
	110178-01-000	EA HOUSING-WIPER MOTOR - UT6237440-EC25WJ FROM: 12-13-92 THRU: 99-99-99
	108355-01-000	EA HOUSING-SWITCH - CARLING VCH
	100690-01-000	EA HOUSING - 5 PIN, WEATHER PACK
	100691-01-000	EA HOUSING - 3 PIN, FEMALE

POWER CORDS

KEY	PART NUMBER	U/M DESCRIPTION
	008052-01-000	EA CORD-POWER, 10/3 - 30 AMP - 25' - CANADIAN
	008054-01-000	EA CORD-POWER, 10/3 - 30 AMP - 25'

CONVERTER, LOAD CENTER & INVERTER

KEY	PART NUMBER	U/M DESCRIPTION
	083208-02-000	EA CONVERTER-POWER, 45A - 120V/12V - BW 6345
	094809-01-000	EA CENTER-LOAD, 240V - 125A - TPL412CT
	099048-01-000	EA INVERTER - 100 WATT

WIRE ASM.

KEY	PART NUMBER	U/M DESCRIPTION
	097618-01-000	EA WIRE ASM-MONITOR PANEL, W/3 WIRES & ORANGE RESISTOR- LVS ORANGE RESISTOR, W/3 (ORANGE-GREEN-BLUE) WIRES
	102636-01-000	EA WIRE ASM-CLEARANCE LAMPS
	103328-06-000	EA WIRE ASM-PUMP, EXTERIOR SHOWER
	103991-01-000	EA WIRE ASM-CIRCUIT BREAKER, POWER
	103991-02-000	EA WIRE ASM-CIRCUIT BREAKER, POWER
	107666-01-000	EA WIRE ASM-STEP, ELECTRIC

**1993 WINNEBAGO
TABLE OF CONTENTS**

INTRODUCTION	A-01	A-02
ABBREVIATIONS		A-03
ALPHABETICAL INDEX	A-04	A-06
WCF33RQ	A-07	F-10

1993 WCF33RQ INDEX

FLOOR PLAN	A-07	A-08
ACCESSORIES		A-09
AUDIO VIDEO	A-10	A-12
BATH	A-13	A-15
BEDROOM	A-16	A-18
CHASSIS	A-19	B-07
CURTAIN & CUSHION	B-08	B-18
DINETTE	B-19	B-20
DRIVERS COMPARTMENT	B-21	C-02
ELECTRICAL	C-03	C-10
EXTERIOR BODY	C-11	C-18
GALLEY	C-19	C-23
GENERATOR	C-24	D-01
HEATING & A/C	D-02	D-08
INTERIOR FINISH	D-09	D-12
LABELS	D-13	D-21
LP		D-22
LOUNGE	D-23	E-02
SEALANTS & FASTENERS	E-03	E-06
WATER & SEWAGE	E-07	E-12
WINDOW, VENT AND EXTERIOR DOOR	E-13	F-08
WINDSHIELD/WIPER	F-09	F-10

ELECTRICAL GROUP (CONTINUED)

PLATES, BOXES & COVERS

KEY	PART NUMBER	U/M DESCRIPTION
	P03751-01-000	EA PLATE-ELECTRICAL ACCESS FROM: 11-02-92 THRU: 09-99-99
	081994-02-000	EA PLATE-SWITCH, EXTERIOR SHOWER FROM: 00-00-00 THRU: 08-23-92
	084077-02-000	EA PLATE-COVER, RECEPTACLE - GFI - BROWN FROM: 00-00-00 THRU: 03-07-93
	098351-01-01A	EA PLATE-SWITCH, 1 GANG - POLISHED BRASS - JENSEN
	098351-02-01A	EA PLATE-SWITCH, 2 GANG - POLISHED BRASS - JENSEN
	098351-05-01A	EA PLATE-SWITCH, 3 GANG - POLISH BRASS - JENSEN
	098351-08-01A	EA PLATE-SWITCH, 2 GANG W/LABEL - JENSEN - POLISHED BRASS
	008288-01-000	EA BOX-PLASTIC ELECTRIC, 3" X 3 1/2" FROM: 00-00-00 THRU: 03-16-93
	008288-02-000	EA BOX-ELECTRIC, PLASTIC - 3 9/4" X 3 13/4" X 1.81" FROM: 00-00-00 THRU: 10-04-92
	008289-01-000	EA BOX-ELECTRIC, STEEL - 1/2" AND 3/4" KNOCKOUTS - 4" X 4"
	008289-02-000	EA BOX-ELECTRICAL, 4" X 4" - 1/2" & 3/4" KNOCKOUTS - CANADIAN
	058049-01-000	EA BOX-ELECTRIC SWITCH, 2" X 3" X 2.25"
	074890-01-000	EA BOX-EXTENSION, STEEL - OPEN SIDES - 4" X 4" X 1 1/2"
	091910-01-000	EA BOX-ELECTRIC, 3 7/8" X 3 5/8" X 1 7/8" - PLASTIC
	091910-02-000	EA BOX-ELECTRICAL, PLASTIC - 57 X 88MM FROM: 10-05-92 THRU: 99-99-99
	091927-01-000	EA COVER-RECEPTACLE, DOUBLE - IVORY
	008294-01-000	EA COVER-ELECTRICAL BOX, BLANK/STEEL - 4" X 4" - GRAY
	008294-02-000	EA COVER ELECTRICAL BOX, BLANK STEEL - 4" X 4" - CANADIAN
	054250-01-000	EA COVER-ANGLED, W/O HOLE - 3 6" X 4 5" - PLASTIC - BEIGE ELECTRICAL PLATE SUPPORT W/O HOLES
	054250-04-000	EA COVER-ANGLED, W/O HOLE - 3 6" X 4 5" - PLASTIC - OFF WHITE ELECTRICAL PLATE SUPPORT
	069238-01-000	EA COVER-ELECTRICAL BOX, W/HOLE - 4" X 4" - GRAY USED WITH 30 AMP RECEPTACLE
	073626-04-000	EA COVER ELECTRIC, 10 4" X 7 8" - BEIGE PLASTIC
	074897-01-000	EA COVER ELECTRIC BOX, 1 LARGE & 2 SMALL HOLES - 4" X 4"
	075736-02-000	EA COVER-EXTERIOR RECEPTACLE, OFF WHITE
	108356-01-01A	EA COVER-SWITCH W/GROOVES, CARLING VVCZC00 BLA
	108356-02-01A	EA COVER-SWITCH W/DIMPLES, CARLING VVAZC00 BLA
	108356-04-01A	EA COVER-SWITCH W/DIMPLES & LENS, CARLING VVAGC00 FROM: 12-14-92 THRU: 99-99-99

ELECTRICAL GROUP (CONTINUED)

ELECTRICAL COMPONENTS

KEY	PART NUMBER	U/M DESCRIPTION
	007093-01-000	EA FLASHER-SIGNAL, STAT
	008188-01-000	EA SOLENOID - 3 POST, BATTERY CHANGE OVER
	038196-01-000	EA BULB - 12V, #194 - 27AMP - BAYONETTE
	067789-02-000	EA SOCKET-LAMP
	073328-04-000	EA CABLE ASSEMBLY-BATTERY, W/TERMINALS
	075723-01-000	EA SPACER-SWITCH, W/O HOLE - .2" X .8" X 2" - METAL - OFF WHITE
	077470-01-000	EA BOOT-BATTERY TERMINAL, DOUBLE CABLE
	077479-02-000	EA BOOT-BATTERY TERMINAL, SINGLE CABLE
	079364-01-000	EA SWITCH-ON/OFF ROCKER, 2 PRONGS - BROWN
	079364-03-000	EA SWITCH-ON/OFF ROCKER, 3 PRONGS - BROWN
	086233-01-000	EA STUD-ISOLATED, 3/8" X 7/8" LONG
	086273-01-000	EA RELAY-BATTERY DISCONNECT
	087949-01-000	EA BUSS BAR - 2 POSITION, 6" X 1.5" - ALUMINUM
	087949-02-000	EA BUSS BAR - 3 POSITION
	088476-01-000	EA SOCKET-CONNECTOR, BRASS - PRE-TIN
	088476-02-000	EA SOCKET-CONNECTOR, 12-10 GA - PHOS. BRZ - PRE-TIN
	088751-01-000	FT CABLE-BATTERY, 1/0 AWG, STRANDED, RED
	092492-08-000	EA SEAL-ELECTRICAL BOX - ALFA III (195X267)
	095188-01-01A	EA SPACER-SWITCH, 2 3" X 3 4" - PLASTIC - DARK BROWN
	095188-02-01A	EA SPACER-SWITCH, 2.3" X 4.1" - PLASTIC - DARK BROWN
	096241-07-000	EA SWITCH-ROCKER, DPDT - ON/ON - BLACK FROM: 00-00-00 THRU: 06-14-92
	098196-01-000	EA LATCH - 1/4 TURN, T-BAR
	103608-01-000	EA SOCKET-WEDGE BASE W/LEADS - JKL 2944-8 OR EQUIVALENT
	103750-01-000	EA DOOR-ELECTRICAL BOX
	103873-01-000	EA SEAL-ELECTRICAL BOX/BULKHEAD ALFA III(215X215)
	103987-01-000	EA SEAL-SOLENOID ACCESS
	108357-08-000	EA SWITCH-ROCKER, DPDT ON/NONE/ON - CARLING VDD1S00C-0 FROM: 06-15-92 THRU: 99-99-99

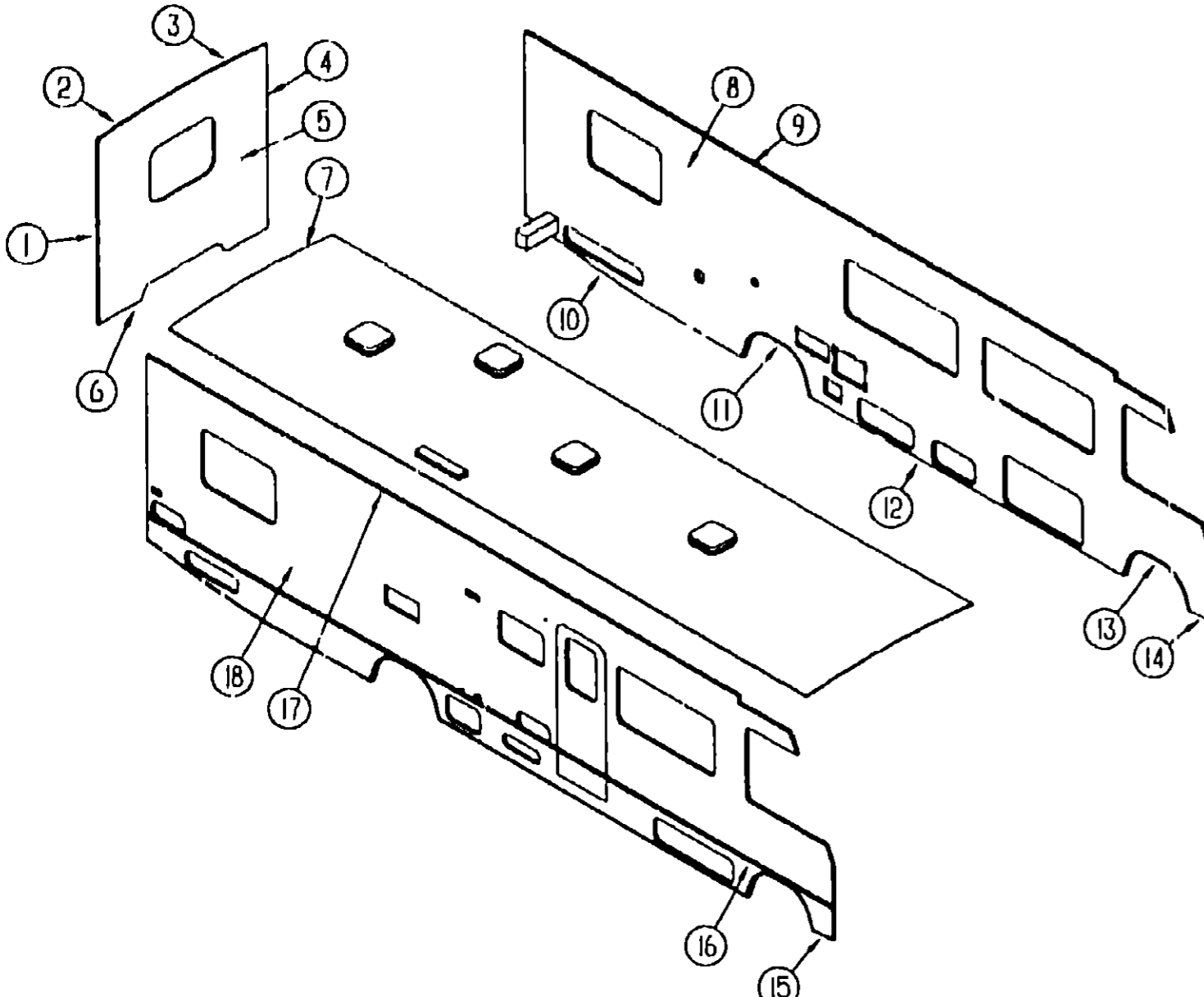
**1993 WINNEBAGO
TABLE OF CONTENTS**

INTRODUCTION	A-01	-	A-02
ABBREVIATIONS			A-03
ALPHABETICAL INDEX	A-04	-	A-08
WCF33RQ	A-07	-	F-10

1993 WCF33RQ INDEX

FLOOR PLAN	A-07	-	A-08
ACCESSORIES			A-09
AUDIO VIDEO	A-10	-	A-12
BATH	A-13	-	A-15
BEDROOM	A-16	-	A-18
CHASSIS	A-19	-	B-07
CURTAIN & CUSHION	B-08	-	B-18
DINETTE	B-19	-	B-20
DRIVERS COMPARTMENT	B-21	-	C-02
ELECTRICAL	C-03	-	C-10
EXTERIOR BODY	C-11	-	C-18
GALLEY	C-19	-	C-23
GENERATOR	C-24	-	D-01
HEATING & A/C	D-02	-	D-08
INTERIOR FINISH	D-09	-	D-12
LABELS	D-13	-	D-21
LP			D-22
LOUNGE	D-23	-	E-02
SEALANTS & FASTENERS	E-03	-	E-06
WATER & SEWAGE	E-07	-	E-12
WINDOW, VENT AND EXTERIOR DOOR	E-13	-	F-08
WINDSHIELD/WIPER	F-09	-	F-10

EXTERIOR BODY GROUP



EXTERIOR BODY PANELS AND TRIM

KEY	PART NUMBER	U/M DESCRIPTION
1	103598-01-01A	EA TRIM-BACKWALL, SIDE, RIGHT - OFF WHITE
	103598-01-03A	EA TRIM-BACKWALL, SIDE, RIGHT, MILL
1	104033-01-01A	EA TRIM-J, BACKWALL, RIGHT - OFF WHITE
2	103599-01-01A	EA TRIM-BACKWALL, TOP, RIGHT - OFF WHITE
3	103600-01-01A	EA TRIM-BACKWALL, TOP, LEFT - OFF WHITE
4	103598-02-01A	EA TRIM-BACKWALL, SIDE, LEFT - OFF WHITE
	103598-02-03A	EA TRIM-BACKWALL, SIDE, LEFT, MILL
4	104033-02-01A	EA TRIM-J, BACKWALL, LEFT - OFF WHITE
5	M05731-03-D09	EA BACKWALL ASM W/QUEEN BED FORD
5	M05731-03-D10	EA BACKWALL ASM W/QUEEN BED FORD (D10,D11)
5	M05731-04-D09	EA BACKWALL ASM W/TWIN BED FORD
5	M05731-04-D10	EA BACKWALL ASM W/TWIN BED FORD (D10,D11)
5	M05731-01-D09	EA BACKWALL ASM W/QUEEN BED GM
5	M05731-01-D10	EA BACKWALL ASM W/QUEEN BED GM (D10,D11)
5	M05731-02-D03	EA BACKWALL ASM W/TWIN BED GM
5	M05731-02-D10	EA BACKWALL ASM W/TWIN BED GM (D10,D11)
6	050406-15-000	EA TRIM-BACKWALL, LOWER - OFF WHITE
7	P06814-01-C05	EA ROOF ASM
8	M05735-02-D09	EA SIDEWALL ASM-LEFT W/TWIN
8	M05735-01-D09	EA SIDEWALL ASM-LEFT W/QUEEN
9	103801-01-01A	EA TRIM-ROOF, W/DRILLED HOLES - OFF WHITE
9	103801-02-01A	EA TRIM-ROOF, W/O DRILLED HOLES - OFF WHITE
10	108038-04-01A	EA TRIM-SIDEWALL, BOTTOM, REAR - OFF WHITE

EXTERIOR BODY GROUP (CONTINUED)
EXTERIOR BODY PANELS AND TRIM (CONTINUED)

KEY	PART NUMBER	U/M DESCRIPTION
11	108070-01-01A	EA TRIM-WHEELWELL, REAR - OFF WHITE - DRIVER OR PASSENGER
12	108039-04-01A	EA TRIM-SIDEWALL, BOTTOM, CENTER - OFF WHITE
13	108069-01-01A	EA TRIM WHEELWELL, FRONT - OFF WHITE - DRIVER OR PASSENGER
14	108109-01-01A	EA TRIM-SIDEWALL, LOW, FRONT - DRIVER OR PASSENGER - OFF WHITE
15	108109-01-01A	EA TRIM-SIDEWALL, LOW, FRONT - DRIVER OR PASSENGER - OFF WHITE
16	002444-01-020	EA FEATURE STRIP-W/HOLES
	108088-01-01A	EA STRIP FEATURE O/W FROM: 00-00-00 THRU: 08-09-92
	002444-04-002	EA STRIP-FEATURE, W/O INSERT - 15' LONG - OFF WHITE FROM: 08-10-92 THRU: 99-99-99
	009731-01-000	EA END CAP-FEATURE STRIP FROM: 00-00-00 THRU: 08-09-92
	108651-01-01A	EA CAP-FEATURE STRIP MILL FROM: 08-10-92 THRU: 99-99-99
	001030-02-003	EA INSERT-FEATURE STRIP, 17' LONG - OFF WHITE
17	103802-01-01A	EA RAIL-AWNING, W/DRILLED HOLES - OFF WHITE
17	103802-02-01A	EA RAIL-AWNING, W/O DRILLED HOLES - OFF WHITE
18	M05734-01-D09	EA SIDEWALL ASM-RIGHT W/QUEEN
18	M05734-02-D09	EA SIDEWALL ASM-RIGHT W/TWIN
	058267-01-000	FT CHANNEL-STEEL, W/HOLES - SIDEWALL STIFFENER - 2" X 20'
	002754-01-001	EA ANGLE-EXTRUDED, 75" X 75" X 18" - MILL ALUMINUM
	086180-55-001	EA U-CHANNEL EXTRUDED, 1 7/8" X 16" - OFF WHITE - SERRATED
	086754-03-000	EA CAP-JOINT, ROOF TO SIDEWALL TRIM - 2" X 1 25" - OFF WHITE
	002726-01-001	EA GARNISH-U-CHANNEL, 1 3/8" X 19" - SERRATED - MILL ALUMINUM
	089922-07-000	EA TRIM FIBERGLASS, PANEL - OFF WHITE FROM: 00-00-00 THRU: 08-09-92
	089922-21-000	EA TRIM FIBERGLASS, PANEL - OFF WHITE FROM: 08-10-92 THRU: 99-99-99
	093673-01-01A	FT TRIM ENTRANCE DOOR, 1 3/4" WIDE - OFF WHITE
	103814-01-000	EA BRACKET-TRIM ATTACHMENT

FIBERGLASS, STYROFOAM, ALUMINUM & INSULATION

KEY	PART NUMBER	U/M DESCRIPTION
	076054-F3-000	EA FIBERGLASS SHEET 2438 X 2438 - OFF WHITE
	076054-H4-000	EA FIBERGLASS SHEET 2438 X 9633 - OFF WHITE
	077517-24-000	EA SHEET-FIBERGLASS, FLAT - 48" X 96" - OFF WHITE
	083574-03-000	SF STYROFOAM - 3/4" X 48" X 96"
	083574-02-000	SF STYROFOAM, DOW TYPE SM - 1 5/8" X 24" X 90 5/8" - INCREMENTS OF 15 SF
	000870-03-000	SF STYROFOAM - 1 3/4" X 48" X 96" - INCREMENTS OF 32 SF
	000868-01-000	SF STYROFOAM - .75" X 24" X 96" - INCREMENTS OF 16 SF
	083574-01-000	SF STYROFOAM, DOW TYPE SM - 1 5/8" X 24" X 85 25/32" - INCREMENTS OF 14 SF
	044487-01-002	EA AL - 019" X 96" X 432" COIL MILL
	044487-01-001	EA ALUMINUM SHEET - 019" X 96" X 360" - MILL FINISH
	108535-01-701	EA FIBERGLASS PEBBLE 6" X 34" - OFF WHITE
	108535-01-704	EA FIBERGLASS PEBBLE 104" X 348" - OFF WHITE
	072877-01-000	EA INSULATION-SOUND BARRIER PAD, 1 25" X 46" X 54"
	072878-01-000	EA INSULATION-SOUND BARRIER PAD, 058" X 33" X 58" FROM: 00-00-00 THRU: 09-01-92

ASSIST HANDLE

KEY	PART NUMBER	U/M DESCRIPTION
	009126-02-000	EA HANDLE-ASSIST, ENTRY DOOR - BLACK
	069726-02-000	EA BUMPER - 88"DIA X 40", BLACK

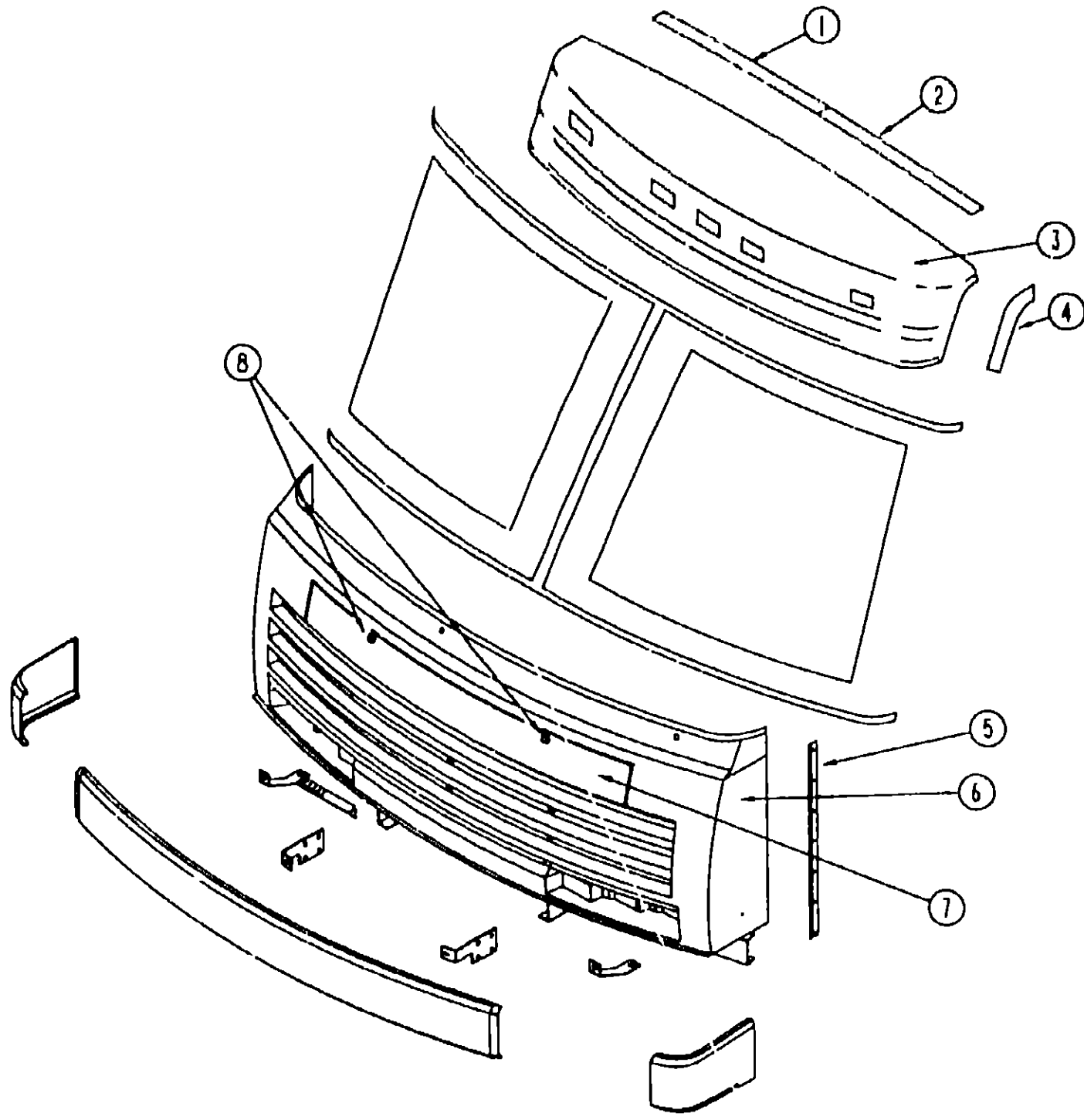
1993 WINNEBAGO
TABLE OF CONTENTS

INTRODUCTION	A-01 - A-02
ABBREVIATIONS	A-03
ALPHABETICAL INDEX	A-04 - A-06
WCF33RQ	A-07 - F-10

1993 WCF33RQ INDEX

FLOOR PLAN	A-07 - A-08
ACCESSORIES	A-09
AUDIO VIDEO	A-10 - A-12
BATH	A-13 - A-15
BEDROOM	A-16 - A-18
CHASSIS	A-19 - B-07
CURTAIN & CUSHION	B-08 - B-18
DINETTE	B-19 - B-20
DRIVERS COMPARTMENT	B-21 - C-02
ELECTRICAL	C-03 - C-10
EXTERIOR BODY	C-11 - C-18
GALLEY	C-19 - C-23
GENERATOR	C-24 - D-01
HEATING & A/C	D-02 - D-08
INTERIOR FINISH	D-09 - D-12
LABELS	D-13 - D-21
LP	D-22
LOUNGE	D-23 - F-02
SEALANTS & FASTENERS	E-03 - E-06
WATER & SEWAGE	E-07 - E-12
WINDOW, VENT AND EXTERIOR DOOR	E-13 - F-08
WINDSHIELD/WIPER	F-09 - F-10

EXTERIOR BODY GROUP (CONTINUED)
FRONT END COMPONENTS



KEY	PART NUMBER	U/M DESCRIPTION
1	103815 02-02A	EA TRIM-FRONT CAP/ROOF, RIGHT - OFF WHITE
2	103815 03 02A	EA TRIM-FRONT CAP/ROOF, LEFT - OFF WHITE
3	M05145 01-C05	EA CAP ASM-FRONT - OFF WHITE
4	103818 01-01A	EA TRIM-FRONT CAP/SIDEWALL, RIGHT - OFF WHITE
	103816 02-01A	EA TRIM-FRONT CAP/SIDEWALL, LEFT - OFF WHITE
5	089922-07-000	EA TRIM-FRONT END/SIDEWALL, DRIVER OR PASSENGER SIDE - O/W FROM 00 00 00 THRU 08 09 92
5	089922-21-000	EA TRIM-FRONT END/SIDEWALL, DRIVER OR PASSENGER SIDE - O/W FROM 08-10 92 THRU 99-99 99
6	M05128 02-C05	EA FRONT END ASM-FIBERGLASS (FORD)
6	M05128-01-C05	EA FRONT END ASM-FIBERGLASS (CHEVY)
7	103478 01-C05	EA PANEL ASM-HOOD
8	102330 02 000	EA LATCH-HOOD
	058786 02 000	EA BOLT-ADJUSTING, HOOD - W/BLACK PAD - 5/16" #18 X 1 25" FROM 00 00 00 THRU 11 24 92
	058786 01-000	EA BOLT-ADJUSTING, HOOD - W/BLACK PAD - 3/4" #18 X 2" FROM 11-25 92 THRU 99 99-99
	055278 51-259	EA TUBE-TIMING, HOOD HINGE
	104584-03-000	EA BRACKET ASM-HOOD HINGE BODY, RIGHT
	104584-04-000	EA BRACKET ASM-HOOD HINGE BODY, LEFT
	105095-01-000	EA LINK ASM HINGE, HOOD - INNER - RIGHT
	105095 02-000	EA LINK ASM-HINGE, HOOD - INNER - LEFT
	104582-02-000	EA LINK ASM HINGE, HOOD - OUTER
	110690 01-D18	EA PLATE ASM -HEADLAMP, QUAD - PASSENGER - BLACK - STEEL FROM 01-22-93 THRU 99 99-99
	110692-01-01A	EA PLATE-HEADLAMP, QUAD - PASSENGER - UNPAINTED - STEEL FROM 01-22-93 THRU 99-99-99
	110690 02-D18	EA PLATE ASM -HEADLAMP, QUAD - DRIVER - BLACK - STEEL FROM 01-22-93 THRU 99 99-99
	110692 02-01A	EA PLATE-HEADLAMP, QUAD - DRIVER - UNPAINTED - STEEL FROM 01-22-93 THRU 99 99-99
	110691-01-01A	EA BRACKET-SPRING, HEADLAMP - DRIVER OR PASSENGER SIDE - UNPAINTED FROM 01-22 93 THRU 99-99-99

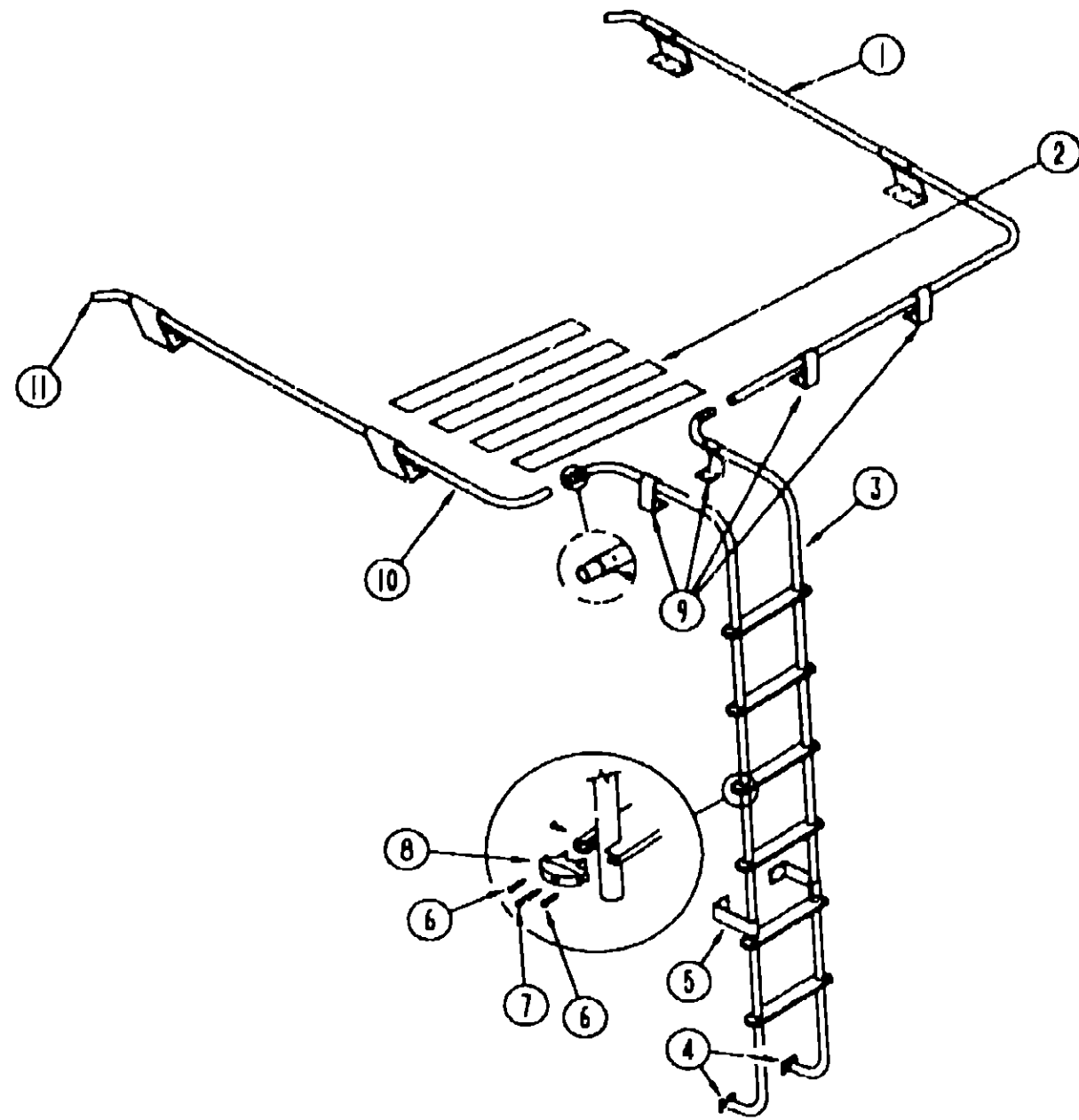
1993 WINNEBAGO
TABLE OF CONTENTS

INTRODUCTION	A-01	A-02
ABBREVIATIONS		A-03
ALPHABETICAL INDEX	A-04	A-06
WCF33RQ	A-07	F-10

1993 WCF33RQ INDEX

FLOOR PLAN	A-07	A-08
ACCESSORIES		A-09
AUDIO VIDEO	A-10	A-12
BATH	A-13	A-15
BEDROOM	A-16	A-18
CHASSIS	A-19	B-07
CURTAIN & CUSHION	B-08	B-18
DINETTE	B-19	B-20
DRIVERS COMPARTMENT	B-21	C-02
ELECTRICAL	C-03	C-10
EXTERIOR BODY	C-11	C-18
GALLEY	C-19	C-23
GENERATOR	C-24	D-01
HEATING & A/C	D-02	D-08
INTERIOR FINISH	D-09	D-12
LABELS	D-13	D-21
LP		D-22
LOUNGE	D-23	E-02
SEALANTS & FASTENERS	E-03	E-06
WATER & SEWAGE	E-07	E-12
WINDOW, VENT AND		
EXTERIOR DOOR	E-13	F-08
WINDSHIELD/WIPER	F-09	F-10

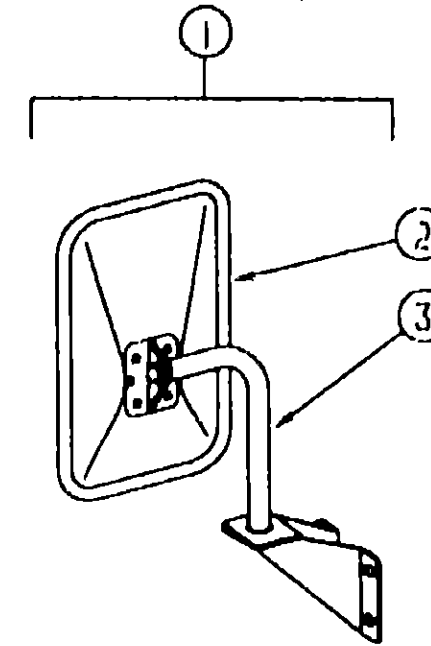
EXTERIOR BODY GROUP (CONTINUED)



LADDER & LUGGAGE RACK

KEY	PART NUMBER	U/M DESCRIPTION
1	107438-05-C07	EA RACK ASM, PASSENGER SIDE
2	038327-02-000	EA TAPE-ANTI SLIP, 2" X 60'
3	102953 01-C05	EA LADDER ASM, STRAIGHT
4	067165-01-000	EA MOUNTING BRACKET-LADDER, LOWER
5	NOT AVAILABLE	EA STANDOFF-LADDER, BRIGHT DIPPED - LOWER
6	000G39 06 10T	EA SCREW-SF/DR, 6-20 X 5/8 PPH - BLACK
7	000G68-10 36T	EA SCREW - 10-12 X 2 25 POH BLACK
8	076980 02-000	EA END CAP-STEP, BLACK
9	NOT AVAILABLE	EA STANDOFF-RACK & LADDER, BRIGHT DIPPED
10	107438 06-C07	EA RACK ASM-DRIVER SIDE
11	081114 01-000	EA PLUG-ROUND, RACK & LADDER ENDS - PLASTIC - 1" DIA

EXTERIOR BODY GROUP (CONTINUED)



EXTERIOR MIRROR

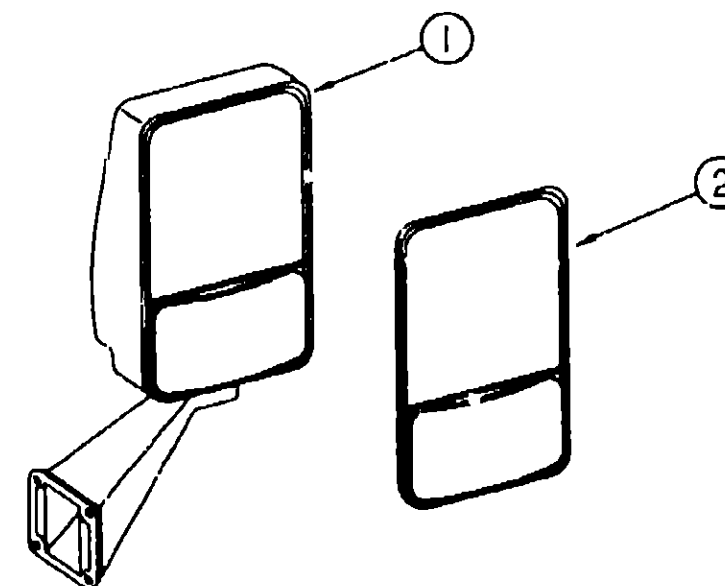
KEY	PART NUMBER	U/M DESCRIPTION
1	105076 01-01A	EA MIRROR-EXTERIOR, LOW MOUNT - SET W/DR & PASS - GLOSSY BLK (PAIR)
1	105076-01-702	EA MIRROR ASM-LOW MOUNT RIGHT/LEFT(FLAT) 713196 1 ONLY W/BRACKET
2	105076-01-703	EA MIRROR HEAD ONLY(FLAT BLK) 709275-8
3	105076-01-704	EA ARM Q780521-9
	105439 01-000	EA MIRROR-AUX,CONVEX STICK-ON VELVAC 723068-6

**1993 WINNEBAGO
TABLE OF CONTENTS**

INTRODUCTION	A 01 - A-02
ABBREVIATIONS	A-03
ALPHABETICAL INDEX	A-04 - A-06
WCF33RQ	A 07 - F-10

1993 WCF33RQ INDEX

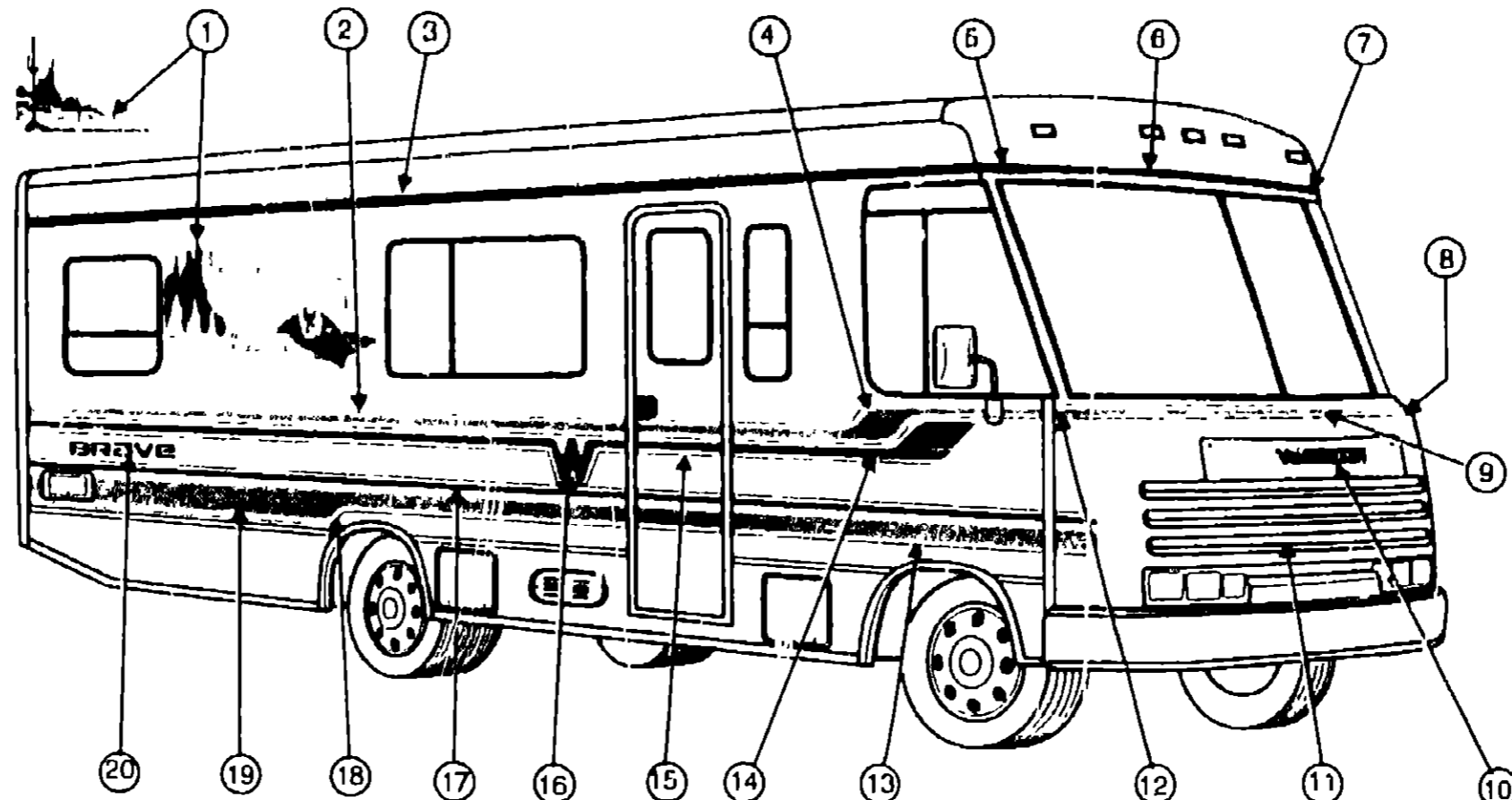
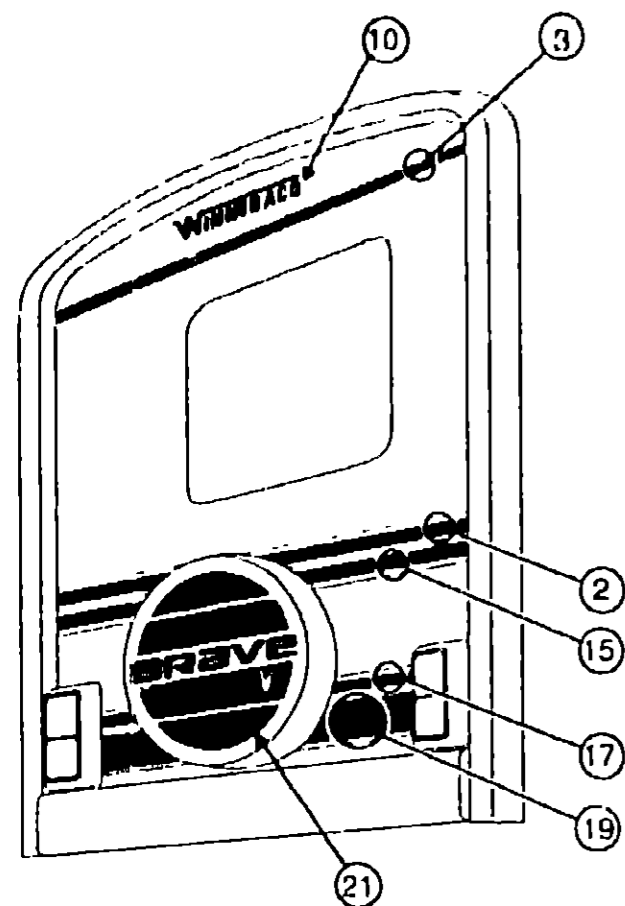
FLOOR PLAN	A-07 - A 08
ACCESSORIES	A 09
AUDIO VIDEO	A-10 - A-12
BATH	A-13 - A-15
BEDROOM	A-16 - A-18
CHASSIS	A-19 - B 07
CURTAIN & CUSHION	B-08 - B-18
DINETTE	B-19 - B-20
DRIVERS COMPARTMENT	B-21 - C-02
ELECTRICAL	C-03 - C-10
EXTERIOR BODY	C-11 - C-18
GALLEY	C-19 - C-23
GENERATOR	C-24 - D-01
HEATING & A/C	D-02 - D-08
INTERIOR FINISH	D-09 - D 12
LABELS	D-13 - D-21
LP	D-22
LOUNGE	D-23 - E-02
SEALANTS & FASTENERS	E-03 - E-06
WATER & SEWAGE	E-07 - E-12
WINDOW, VENT AND	
EXTERIOR DOOR	E-13 - F-08
WINDSHIELD/WIPER	F-09 - F-10



OPTIONAL EXTERIOR MIRROR

KEY	PART NUMBER	U/M DESCRIPTION
1	106015-09-01A	EA MIRROR ASM-EXTERIOR GLASS RIGHT - VELVAC 713126 BLACK
1	106015-10-01A	EA MIRROR ASM-EXTERIOR ADJUST GLASS LEFT - VELVAC713125 BLACK
2	106015-01-703	EA MIRROR KIT (BEZEL W/MIRRORS) PASSENGER SIDE
2	106015-02-702	EA MIRROR KIT (BEZEL W/MIRRORS) DRIVER SIDE

EXTERIOR BODY GROUP (CONTINUED)
DECALS, FILM STRIPES & PAINT



**1993 WINNEBAGO
TABLE OF CONTENTS**

INTRODUCTION	A 01 - A 02
ABBREVIATIONS	A 03
ALPHABETICAL INDEX	A 04 - A 06
WCF33RQ	A 07 - F-10

KEY	PART NUMBER	U/M	DESCRIPTION
1	106853-01-01A	EA	DECAL-SCENE, DESERT, RH - WINE/DARK ROSEBERRY (D09)
1	106853-02-01A	EA	DECAL-SCENE, DESERT, LH - WINE/DARK ROSEBERRY (D09)
1	107851-01-01A	EA	DECAL-SCENE, FOOTHILLS, RH - COOL BLUE/SEAMIST BLUE/LIGHT RUTILE (D10,D11)
1	107851-02-01A	EA	DECAL-SCENE, FOOTHILLS, LH - COOL BLUE/SEAMIST BLUE/LIGHT RUTILE (D10,D11)
2	094443-01-01A	FT	FILM-MULTISTRIPE 95MM X 150FT - WINE/WINE/WINE (D09)
2	094443-01-02A	FT	FILM-MULTISTRIPE 95MM X 150FT - COOL BLUE/COOL BLUE (D10,D11) (D09 OPTION)
3	093680-30-02A	FT	FILM-MULTISTRIPE 64MM X 150FT - WINE/WINE (D09)
3	093680-30-03A	FT	FILM-MULTISTRIPE 64MM X 150FT - COOL BLUE/COOL BLUE (D10,D11) (D09 OPTION)
4	104093-01-01A	EA	DECAL-ANGLE RH - WINE (D09)
4	104093-01-02A	EA	DECAL-ANGLE RH - COOL BLUE (D10,D11) (D09 OPTION)
4	104093-02-01A	EA	DECAL-ANGLE LH - WINE (D09)
4	104093-02-02A	EA	DECAL-ANGLE LH - COOL BLUE (D10,D11) (D09 OPTION)
5	104094-01-01A	EA	DECAL-FRONT UPPER RH - WINE (D09)
5	104094-01-03A	EA	DECAL-FRONT UPPER RH - COOL BLUE (D10,D11) (D09 OPTION)
6	104096-01-01A	EA	DECAL-FRONT UPPER CAP - WINE (D09)
6	104096-01-03A	EA	DECAL-FRONT UPPER CAP - COOL BLUE (D10,D11) (D09 OPTION)
7	104094-02-03A	EA	DECAL-FRONT UPPER LH - COOL BLUE (D10,D11) (D09 OPTION)
7	104094-02-01A	EA	DECAL-FRONT UPPER LH - WINE (D09)
8	104095-02-01A	EA	DECAL-FRONT LOWER LH - WINE (D09)
8	104095-02-02A	EA	DECAL-FRONT LOWER LH - COOL BLUE (D10,D11) (D09 OPTION)
9	104097-01-01A	EA	DECAL-FRONT LOWER CAP - WINE (D09)
9	104097-01-02A	EA	DECAL-FRONT LOWER CAP - COOL BLUE (D10,D11) (D09 OPTION)
10	050313-46-000	EA	DECAL-LOGO, WINNEBAGO, 2 30 - WINE (D09)
10	050313-52-000	EA	DECAL-LOGO, WINNEBAGO, 2 80 - COOL BLUE (D10,D11) (D09 OPTION)
11	106149-01-01A	FT	DECAL-VINYL STRIPING 2"
12	104095-01-01A	EA	DECAL-FRONT LOWER RH - WINE (D09)
12	104095-01-02A	EA	DECAL-FRONT LOWER RH - COOL BLUE (D10,D11) (D09 OPTION)
13	093680-31-01A	FT	FILM-MULTISTRIPE 95MM X 150FT - WINE/WINE (D09)
13	093680-31-04A	FT	FILM-MULTISTRIPE 95MM X 150FT - COOL BLUE/COOL BLUE (D10,D11) (D09 OPTION)

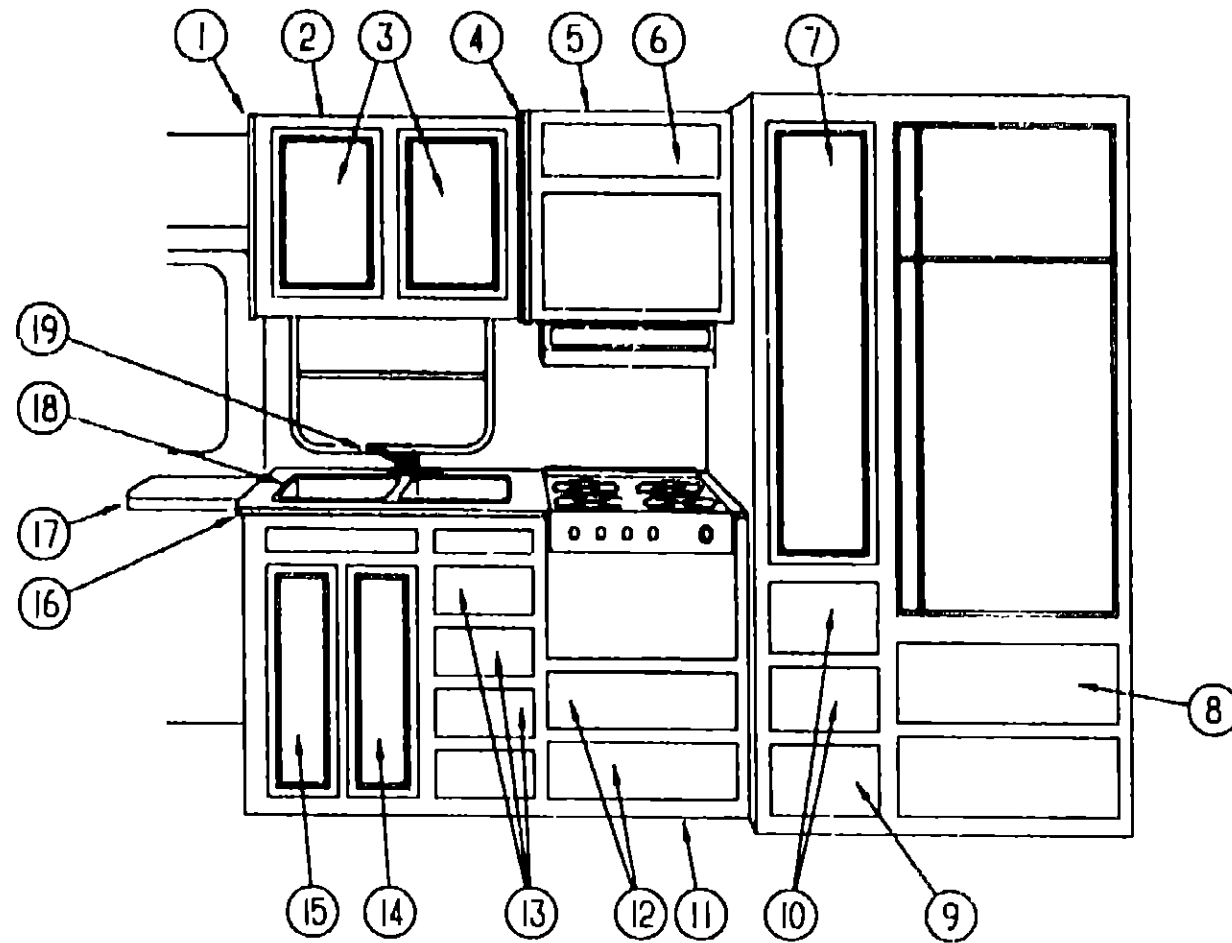
KEY	PART NUMBER	U/M	DESCRIPTION
14	107687-01-02A	EA	DECAL-ANGLE, LOWER, RH - SEAMIST BLUE (D10,D11) (D09 OPTION)
14	107687-01-01A	EA	DECAL-ANGLE, LOWER, RH - DK ROSEBERRY (D09)
14	107687-02-01A	EA	DECAL-ANGLE, LOWER, LH - DK ROSEBERRY (D09)
14	107687-02-02A	EA	DECAL-ANGLE, LOWER, LH - SEAMIST BLUE (D10,D11) (D09 OPTION)
15	093680-30-01A	FT	FILM-MULTISTRIPE 64MM X 150FT - DARK ROSEBERRY/DARK ROSEBERRY (D09)
15	093680-30-04A	FT	FILM-MULTISTRIPE 64MM X 150FT - SEAMIST BLUE/SEAMIST BLUE (D10,D11) (D09 OPTION)
16	104090-01-01A	EA	DECAL-W - DARK ROSEBERRY/DARK ROSEBERRY (D09)
16	104090-01-02A	EA	DECAL-W - SEAMIST BLUE/SEAMIST BLUE (D10,D11) (D09 OPTION)
17	093680-29-01A	FT	FILM-MULTISTRIPE 41MM X 150FT - WINE/WINE (D09)
17	093680-29-03A	FT	FILM-MULTISTRIPE 41MM X 150FT - LIGHT RUTILE/LIGHT RUTILE (D10,D11) (D09 OPTION)
18	104092-01-01A	EA	DECAL-REAR WHEELWELL RH - WINE (D09)
18	104092-01-02A	EA	DECAL-REAR WHEELWELL RH - COOL BLUE (D10,D11) (D09 OPTION)
18	104092-02-01A	EA	DECAL-REAR WHEELWELL LH - WINE (D09)
18	104092-02-02A	EA	DECAL-REAR WHEELWELL LH - COOL BLUE (D10,D11) (D09 OPTION)
19	093680-32-02A	FT	FILM-MULTISTRIPE 203MM X 150FT - COOL BLUE/COOL BLUE (D10,D11) (D09 OPTION)
19	093680-32-01A	FT	FILM-MULTISTRIPE 203MM X 150FT - WINE/WINE (D09)
20	104091-01-02A	EA	DECAL-BRAVE - SEAMIST BLUE (D10,D11) (D09 OPTION)
20	104091-01-01A	EA	DECAL-BRAVE - DARK ROSEBERRY/WINE (D09)
21	108706-01-01A	EA	DECAL-COVER, TIRE, SPARE, HARD (D09)
21	108706-01-02A	EA	DECAL-COVER, TIRE, SPARE, HARD (D10,D11) (D09 OPTION)
	041561-03-000	EA	PAINT-LOW BAKE, OFF WHITE - REF 72897-01
	044486-03-000	EA	PAINT-LOW BAKE, BEIGE - REF 72897-02

DUPONT COLOR CODES
LIGHT RUTILE #G9859K
WINE #K9464
DARK ROSEBERRY #K9465
SEAMIST BLUE #G9845
COOL BLUE #G9851

1993 WCF33RQ INDEX

FLOOR PLAN	A-07 - A-08
ACCESSORIES	A-09
AUDIO VIDEO	A-10 - A-12
BATH	A-13 - A-15
BEDROOM	A-16 - A-18
CHASSIS	A-19 - B-07
CURTAIN & CUSHION	B-08 - B-18
DINETTE	B-19 - B-20
DRIVER'S COMPARTMENT	B-21 - C-02
ELECTRICAL	C-03 - C-10
EXTERIOR BODY	C-11 - C-18
GALLEY	C-19 - C-23
GENERATOR	C-24 - D-01
HEATING & A/C	D-02 - D-08
INTERIOR FINISH	D-09 - D-12
LABELS	D-13 - D-21
LP	D-22
LOUNGE	D-23 - E-12
SEALANTS & FASTENERS	E-03 - E-06
WATER & SEWAGE	E-07 - E-12
WINDOW, VENT AND EXTERIOR DOOR	E-13 - F-03
WINDSHIELD/WIPER	F-09 - F-10

**GALLEY GROUP
GALLEY CABINETS**



KEY	PART NUMBER	U/M	DESCRIPTION
1	081320-20 B03	EA	CAP END, CABINET - FRONT
2	103278 02-C05	EA	CABINET ASM-OVERHEAD,GALLEY
3	P04746-07-D09	EA	DOOR-CABINET, W/O HARDWARE - 365 X 555
4	081320-14-B03	EA	CAP-END, CABINET - FRONT
5	M05019 08-D09	EA	CABINET ASM-MICROWAVE OVERHEAD
6	P00520-B2-B85	EA	DOOR-CABINET, W/O HARDWARE - 7.1" X 21 9"
7	P04746-65-D09	EA	DOOR-CABINET, W/O HARDWARE - 305 X 1220
8	P07104-A5-D09	EA	DRAWER COMPLETE-SLIDE, OGEE - 155 X 558
9	P07104-A7-D09	EA	DRAWER COMPLETE-SLIDE, OGEE - 292 X 428
10	P07104-A6 D09	EA	DRAWER COMPLETE-SLIDE, OGEE - 155 X 428
11	P06404-01-D09	EA	CABINET ASM-GALLEY
12	P07104-A2-D09	EA	DRAWER COMPLETE-SLIDE, OGEE - 155 X 558
13	P07104-04-D09	EA	DRAWER COMPLETE-SLIDE, OGEE - 155 X 306
14	F04746-11-D09	EA	DOOR-CABINET W/O HARDWARE - 230 X 675
15	P04746-12-D09	EA	DOOR-CABINET, W/O HARDWARE - 230 X 675
16	106404-11-D09	EA	COUNTERTOP ASM
17	080812-04-D09	EA	EXTENSION ASM-GALLEY
18	104113-01-000	EA	SINK SST, DOUBLE
	092303 01-000	EA	STRAINER SINK
	103610-01-D09	EA	COVER ASM-SINK
19	103243-01 000	EA	FAUCET-GALLEY, DUAL CONTROL - 8 IN CENTERSET
	103145 01-01A	EA	HOLDER-PAPER TOWEL - PLASTIC - ALMOND
	090329-01-000	FT	SEAL-T, REFRIGERATOR CABINET - 6" WIDE TOP X 2" TAIL

**1993 WINNEBAGO
TABLE OF CONTENTS**

INTRODUCTION	A 01 -	A 02
ABBREVIATIONS		A 03
ALPHABETICAL INDEX	A-04 -	A 06
WCF33RQ	A 07 -	F-10

1993 WCF33RQ INDEX

FLOOR PLAN	A-07 -	A 08
ACCESSORIES		A 09
AUDIO VIDEO	A-10 -	A-12
BATH	A-13 -	A-15
BEDROOM	A-16 -	A-18
CHASSIS	A-19 -	B-07
CURTAIN & CUSHION	B-08 -	B-18
DINETTE	B-19 -	B-20
DRIVERS COMPARTMENT	B-21 -	C-02
ELECTRICAL	C-03 -	C-10
EXTERIOR BODY	C-11 -	C-18
GALLEY	C-19 -	C-23
GENERATOR	C-24 -	D-01
HEATING & A/C	D-02 -	D-06
INTERIOR FINISH	D-09 -	D-12
LABELS	D-13 -	D-21
LP		D-22
LOUNGE	D-23 -	E-02
SEALANTS & FASTENERS	E-03 -	E-06
WATER & SEWAGE	E-07 -	E-12
WINDOW, VENT AND		
EXTERIOR DOOR	E-13 -	F-08
WINDSHIELD/WIPER	F-09 -	F-10

**GALILEY GROUP (CONTINUED)
RANGE**

KEY	PART NUMBER	U/M DESCRIPTION
	102022-01-02A	EA RANGE - 10", 4 BURNER - MAGIC CHEF BT16RA-4Z
	055282-03-705	EA TRIM CABINET, LEFT - BLACK - MAGIC CHEF 3608F011-70
	055282-03-707	EA TRIM-CABINET, RIGHT - BLACK - MAGIC CHEF 3608F012-70
	098507-02-701	EA INSERT-BURNER (SLOTTED VENT), MAGIC CHEF 7214P015-60
	102020-01-700	EA SHELF-OVEN, MAGIC CHEF - 7801-P027-00
	102020-01-701	EA HANDLE-DOOR, MAGIC CHEF - 7701P092-60
	102020-01-702	EA PANEL-MANIFOLD, MAGIC CHEF 2616F080-70
	102020-01-704	EA PANEL-DOOR, BLACK - MAGIC CHEF - 2401F075-70
	102020-01-708	EA BURNER ASSEMBLY-OVEN, MAGIC CHEF 3403W003-45
	102020-01-711	EA GRATE-TOP, MAGIC CHEF 7518P012-60
	102020-01-712	EA KNOB-BURNER VALVE, MAGIC CHEF 7733P044-60
	102020-01-713	EA KNOB-THERMOSTAT, MAGIC CHEF 7731P042-60
	102020-01-714	EA PILOT OVEN, MAGIC CHEF 968-143
	102020-01-715	EA PIPE MANIFOLD, MAGIC CHEF 7513P095-60
	102020-01-717	EA THERMOSTAT, MAGIC CHEF 7515P024-60
	102020-01-718	EA TOP-MAIN, ALMOND - MAGIC CHEF 2001F085-84
	102020-01-720	EA VALVE-MERCURY CONTROL, MAGIC CHEF 7501P056-60
	102020-01-722	EA VALVE-TOP BURNER, MAGIC CHEF 7502P095-60
	102020-01-723	EA PILOT-BURNER, MAGIC CHEF 7505P147-60
	102020-01-724	EA BUMPER-MAIN TOP, MAGIC CHEF 8003P008-60
	102022-01-702	EA PIPE-MANIFOLD, MAGIC CHEF 7513P096-60
	102022-01-703	EA REGULATOR-PRESSURE, MAGIC CHEF 7510P031-60
	102022-01-706	EA TRIM-LEFT, FLAT - MAGIC CHEF 3608W022-70
	102022-01-707	EA TRIM RIGHT, FLAT - MAGIC CHEF 3608W023-70

COFFEE MAKER

KEY	PART NUMBER	U/M DESCRIPTION
	103799-01-02A	EA COFFEE MAKER - GRAY - BLACK & DECKER - W/GLASS POT
	104610-01-000	EA STRAP ASM COFFEE MAKER

**GENERATOR GROUP
5.0 KW EMERALD PLUS EXPORT**

KEY	PART NUMBER	U/M DESCRIPTION
	100975-03-000	EA GENERATOR - 5.0 KW EMERALD PLUS - ONAN NHE-FN/26100G WITH ONAN TRAY #403-2218
	007131-01-000	EA HANGER-TAILPIPE, 6 SLOTS
	079654-05-000	EA PIPE-EXHAUST, ANGLED - W/FLANGE - 2" ID - ONAN# 154-2539
	082272-01-000	EA MUFFLER-GENERATOR
	094059-01-000	EA SPACER GENERATOR, ONAN
	105732-02-000	EA TRAY ASM-GENERATOR
	106602-01-000	EA PIPE-EXHAUST, GENERATOR
	106607-01-000	EA ANGLE-SUPPORT, EXHAUST

4,000W KOHLER LOW PROFILE

KEY	PART NUMBER	U/M DESCRIPTION
	105523-01-000	EA GENERATOR - 4KW LOW PROFILE KOHLER 4CKM21
	007067-01-000	SF INSULATION FIBERGLASS, 1" THICK X 4' - INCREMENTS OF 1 SF
	105526-01-000	EA ARRESTER-SPARK, KOHLER 278621
	105527-01-000	EA PIPE-EXHAUST ADAPTER, KOHLER 278524
	105528-01-000	EA MUFFLER-SIDE EXHAUST W/O SPARK KOHLER 278735
	105602-01-000	EA GASKET-EXHAUST, KOHLER 278320
	105732-02-000	EA TRAY ASM GENERATOR
	106602-01-000	EA PIPE-EXHAUST, GENERATOR
	106607-01-000	EA ANGLE-SUPPORT, EXHAUST

4.0 KW EMERALD PLUS EXPORT

KEY	PART NUMBER	U/M DESCRIPTION
	100974-04-000	EA GENERATOR - 4.0KW EMERALD PLUS - ONAN BGE-FN/29236G WITH ONAN TRAY #403-2218
	007131-01-000	EA HANGER-TAILPIPE, 6 SLOTS
	079654-05-000	EA PIPE-EXHAUST, ANGLED - W/FLANGE - 2" ID - ONAN# 154-2539
	082272-01-000	EA MUFFLER-GENERATOR
	094059-01-000	EA SPACER GENERATOR, ONAN
	105732-02-000	EA TRAY ASM GENERATOR
	105958-03-000	EA PIPE-EXHAUST, GENERATOR

4.0 KW EMERALD PLUS

KEY	PART NUMBER	U/M DESCRIPTION
	100974-01-000	EA GENERATOR - 4.0KW EMERALD PLUS, ONAN BGE-FA/26100G WITH ONAN TRAY #403-2218
	007067-01-000	SF INSULATION FIBERGLASS, 1" THICK X 4' - INCREMENTS OF 4 SF
	079654-05-000	EA PIPE-EXHAUST, ANGLED - W/FLANGE - 2" ID - ONAN# 154-2539
	082465-03-000	EA MUFFLER-GENERATOR
	094059-01-000	EA SPACER GENERATOR, ONAN
	105732-02-000	EA TRAY ASM GENERATOR
	106602-01-000	EA PIPE-EXHAUST, GENERATOR
	106607-01-000	EA ANGLE-SUPPORT, EXHAUST

6.5 KW EMERALD PLUS

KEY	PART NUMBER	U/M DESCRIPTION
	100975-01-000	EA GENERATOR - 6.5KW EMERALD PLUS, ONAN NHE-FA/26100G WITH ONAN TRAY #403-2218
	007067-01-000	SF INSULATION-FIBERGLASS, 1" THICK X 4' - INCREMENTS OF 4 SF
	079654-05-000	EA PIPE-EXHAUST, ANGLED - W/FLANGE - 2" ID - ONAN# 154-2539
	081364-03-000	EA MUFFLER-GENERATOR
	094059-01-000	EA SPACER GENERATOR, ONAN
	105732-02-000	EA TRAY ASM GENERATOR
	106602-01-000	EA PIPE-EXHAUST, GENERATOR
	106607-01-000	EA ANGLE-SUPPORT, EXHAUST

**1993 WINNEBAGO
TABLE OF CONTENTS**

INTRODUCTION	A-01	-	A-02
ABBREVIATIONS			A-03
ALPHABETICAL INDEX	A-04	-	A-06
WCF33RQ	A-07	-	F-10

1993 WCF33RQ INDEX

FLOOR PLAN	A-07	-	A-08
ACCESSORIES			A-09
AUDIO VIDEO	A-10	-	A-12
BATH	A-13	-	A-15
BEDROOM	A-16	-	A-18
CHASSIS	A-19	-	B-07
CURTAIN & CUSHION	B-08	-	B-18
DINETTE	B-19	-	B-20
DRIVERS COMPARTMENT	B-21	-	C-02
ELECTRICAL	C-03	-	C-10
EXTERIOR BODY	C-11	-	C-18
GALLEY	C-19	-	C-23
GENERATOR	C-24	-	D-01
HEATING & A/C	D-02	-	D-08
INTERIOR FINISH	D-09	-	D-12
LABELS	D-13	-	D-21
LP			D-22
LOUNGE	D-23	-	E-02
SEALANTS & FASTENERS	E-03	-	E-06
WATER & SEWAGE	E-07	-	E-12
WINDOW, VENT AND			
EXTERIOR DOOR	E-13	-	F-08
WINDSHIELD/WIPER	F-09	-	F-10

GENERATOR GROUP (CONTINUED)
5,000W KOHLER LOW PROFILE

KEY	PART NUMBER	U/M DESCRIPTION
	105524 01-000	EA GENERATOR 5KW LOW PROFILE KOHLER 5CKM21
	007067-01-000	SF INSULATION-FIBERGLASS, 1" THICK X 4' - INCREMENTS OF 4 SF
	105526-01-000	EA ARRESTER-SPARK, KOHLER 278621
	105527-01-000	EA PIPE-EXHAUST ADAPTER, KOHLER 278524
	105528-01-000	EA MUFFLER-SIDE EXHAUST W/O SPARK KOHLER 278735
	105602-01-000	EA GASKET-EXHAUST, KOHLER-278320
	105732-02-000	EA TRAY ASM GENERATOR
	106602-01-000	EA PIPE-EXHAUST, GENERATOR
	106607-01-000	EA ANGLE-SUPPORT, EXHAUST

7 0KW KOHLER LOW PROFILE

KEY	PART NUMBER	U/M DESCRIPTION
	105525-01-000	EA GENERATOR - 7 0KW - LOW PROFILE - KOHLER 7CKM21
	007067-01-000	SF INSULATION-FIBERGLASS, 1" THICK X 4' - INCREMENTS OF 4 SF
	094059-01-000	EA SPACER-GENERATOR, ONAN
	105526-01-000	EA ARRESTER-SPARK, KOHLER 278621
	105527-02-000	EA PIPE EXHAUST ADAPTER, KOHLER-278979
	105528-01-000	EA MUFFLER-SIDE EXHAUST W/O SPARK KOHLER 278735
	105602-01-000	EA GASKET-EXHAUST, KOHLER-278320
	105732-02-000	EA TRAY ASM GENERATOR
	106602-01 000	EA PIPE-EXHAUST, GENERATOR
	106607-01-000	EA ANGLE-SUPPORT, EXHAUST

5 KW EMERALD PLUS

KEY	PART NUMBER	U/M DESCRIPTION
	109303-01-000	EA GENERATOR - 5KW EMERALD PLUS - ONAN WITH ONAN TRAY #403-2727
	007067-01-000	SF INSULATION-FIBERGLASS, 1" THICK X 4' - INCREMENTS OF 4 SF
	007125-04-000	EA CLAMP-MUFFLER, 1 1" DIA
	079654-05-000	EA PIPE-EXHAUST, ANGLED - W/FLANGE - 2" ID - ONAN# 154-2539
	081364-03 000	EA MUFFLER GENERATOR
	094059 01-000	EA SPACER-GENERATOR, ONAN
	106602-01 000	EA PIPE EXHAUST, GENERATOR
	106607-01-000	EA ANGLE SUPPORT, EXHAUST

HEATING & AIR CONDITIONING GROUP
30,000 BTU SUBURBAN FURNACE & WALL THERMOSTAT

KEY	PART NUMBER	U/M DESCRIPTION
	098668-05-000	EA FURNACE -3 0,000 BTU - SUBURBAN SF-30
	069634-01-733	EA RELAY, TIME DELAY 20 & 30 BTU, SUBURBAN 231207
	075695 01-709	EA MICRO SWITCH (FOR MODELS 30 & 34S) - SUBURBAN#230509
	090039-01-709	EA GASKET-COVER, OBSERVATION HOLE
	092300-01-704	EA GASKET-ELECTRODE, SUBURBAN 070163
	092300-02-701	EA ORFICE, MAIN BURNER - SUBURBAN 180214
	093365-01-000	EA THERMOSTAT-WALL, FURNACE - SUBURBAN 0160902
	098668-01-700	EA CABINET FRONT, SUBURBAN 101242
	098668-01-701	EA CABINET ASM, SUBURBAN 101299
	098668-01-704	EA VALVE, SUBURBAN 160938
	098668-01-705	EA SWITCH-LIMIT, SUBURBAN 231630
	098668-01-706	EA WHEEL-COMBUSTION AIR, SUBURBAN 350122
	098668-01-707	EA VENT CAP & EXHAUST TUBE ASM, SUBURBAN 260193
	098668-01-708	EA BLOWER ASM (COMBUSTION AIR), SUBURBAN 390441
	098668-01-709	EA MOTOR ASM -FOR SF-25, SF-30 - SUBURBAN 231706
	098668 01-710	EA BLOWER ASM (ROOM AIR), SUBURBAN 390440
	098668-01-711	EA WHEEL, ROOM AIR - SUBURBAN 350123
	098668 01-712	EA BOARD-MODULE, SUBURBAN 231741
	098668-01-713	EA INTAKE VENT TUBE ASM 051044
	098668 01-714	EA GAS VALVE (WHITE ROGERS) 161070
	098668-01-715	EA ELECTRODE ASM (SGL PROBE) 232166
	098668 02-700	EA BURNER ASM COMPLETE (SF-30/SF35), SUBURBAN 010745
	098668 06 000	EA DOOR-ACCESS, FURNACE - OFF WHITE - SUBURBAN 520574
	024990 05-000	EA OUTLET-DEFROSTER W/SWIVL 2IN BLACK
	056464 04-000	EA REGISTER-HEAT, 4" DIAMETER - W/DAMPER - PLASTIC - SAND
	056464 05 000	EA REGISTER-PLASTIC W/O DAMPER - 4" DIAMETER - GOLDEN
	093614 01-01A	EA GRILLE-RETURN AIR, FURNACE - 15 6" X 7 6" - BROWN

35,000 BTU SUBURBAN FURNACE

KEY	PART NUMBER	U/M DESCRIPTION
	098668 08 000	EA FURNACE - 35,000 BTU, SUBURBAN SF 35
	069634 01-720	EA ORIFICE-MAIN BURNER, SUBURBAN# 0180227
	074466 01-702	EA RELAY-TIME DELAY, SUBURBAN# 230625
	075695 01-709	EA MICRO SWITCH (FOR MODELS 30 & 34S) - SUBURBAN#230509
	093365 01 000	EA THERMOSTAT-WALL, FURNACE - SUBURBAN 0160902
	098668-01-700	EA CABINET FRONT, SUBURBAN 101242
	098668-01-706	EA WHEEL-COMBUSTION AIR, SUBURBAN 350122
	098668-01-707	EA VENT CAP & EXHAUST TUBE ASM, SUBURBAN 260193
	098668 01-708	EA BLOWER ASM (COMBUSTION AIR), SUBURBAN 390441
	098668 01-709	EA MOTOR ASM-FOR SF-25, SF-30 - SUBURBAN 231706
	098668 01-710	EA BLOWER ASM (ROOM AIR), SUBURBAN 390440
	098668-01-711	EA WHEEL, ROOM AIR - SUBURBAN 350123
	098668-01-712	EA BOARD-MODULE, SUBURBAN 231741
	098668 01-713	EA INTAKE VENT TUBE ASM 051044
	098668-02-700	EA BURNER ASM COMPLETE (SF-30/SF35), SUBURBAN 010745
	098668-03-700	EA MOTOR ASM-SF-35, SUBURBAN# 231707
	101990-01-714	EA MICROSWITCH GASKET, SUBURBAN 230877
	009198 01-000	FT DUCT HEAT, FLEXIBLE - 4" ID X 25 FT
	009200 01-000	EA TAPE-FURNACE, 1 1/2"
	023146 01 000	EA CLAMP-SCREW TYPE - 4"
	065036 02 000	EA CONNECTOR-DUCT, 4" ID - SUBURBAN 050/15

**1993 WINNEBAGO
TABLE OF CONTENTS**

INTRODUCTION	A-01	-	A-02
ABBREVIATIONS			A-03
ALPHABETICAL INDEX	A-04	-	A-06
WCF33RQ	A 07	-	F-10

1993 WCF33RQ INDEX

FLOOR PLAN	A-07	-	A-08
ACCESSORIES			A-09
AUDIO VIDEO	A-10	-	A-12
BATH	A-13	-	A-15
BEDROOM	A-16	-	A-18
CHASSIS	A-19	-	B-07
CURTAIN & CUSHION	B-08		B-18
DINETTE	B-19	-	B-20
DRIVERS COMPARTMENT	B 21	-	C-02
ELECTRICAL	C 03	-	C-10
EXTERIOR BODY	C-11	-	C-18
GALLEY	C-19	-	C-23
GENERATOR	C 24	-	D-01
HEATING & A/C	D 02	-	D-08
INTERIOR FINISH	D-09	-	D 12
LABELS	D-13	-	D-21
LP			D-22
LOUNGE	D-23	-	E-02
SEALANTS & FASTENERS	E-03	-	E-06
WATER & SEWAGE	E-07	-	E-12
WINDOW, VENT AND			
EXTERIOR DOOR	E-13	-	F-08
WINDSHIELD/WIPEH	F-09	-	F-10

HEATING & AIR CONDITIONING GROUP (CONTINUED)
EVANS REAR HEATER & COMPONENTS

KEY	PART NUMBER	U/M DESCRIPTION
	084405-01-000	EA HEATER ASM REAR, DUCTED - W/MOTOR AID - EVANS
	084405-01-700	EA HEATER CORE-EVANS# FT200229
	084405-01-701	EA FAN BLADES-EVANS# HV029931
	084405-01-702	EA MOTOR ASM - 12 V, EVANS# 2C0146
	009198-01-000	FT DUCT-HEAT, FLEXIBLE - 4" ID - INC OF 25'
	009200-01-000	EA TAPE-FURNACE, 1 1/2"
	023146-01-000	EA CLAMP SCREW TYPE - 4"
	069636-02-000	EA CONNECTOR DUCT, 4" ID
	000G67-10-12B	EA SCREW, 10-12 X 3/4 PPH - ZN
	007108-01-000	FT HOSE-HEATER, 5/8" ID
	008042-01-000	FT TUBING-VINYL, 65" ID
	056464-05-000	EA REGISTER PLASTIC W/O DAMPER - 4" DIAMETER - GOLDEN
	062401-01-000	EA CLAMP HOSE, WORMGEAR 25" - 1"
	061673-01-000	EA BRACKET MOTOR AID TUBES 4" X 1 5" - STEEL
	062401-04-000	EA CLAMP-HOSE, WORMGEAR 69" - 1 25"
	088753-01-000	FT TUBE-ALUMINIZED STEEL, 5/8" - 18 GAUGE
	079059-01-000	EA HOSE - 90 DEGREE, 61" ID X 4" X 36"
	079059-02-000	EA HOSE - 90 DEGREE, 61" ID X 4" X 6"
	104056-05 01A	EA APPLIQUE BEZEL SW RH 3 SW
	103875 03-000	EA SWITCH-ROCKER, SPST ON/OFF/ON
	010227-01-000	EA TEE PLAS-BARB 5/8 OR 3/4 HOSE

HEATING & AIR CONDITIONING GROUP (CONTINUED)
AUTO A/C COMPONENTS

KEY	PART NUMBER	U/M DESCRIPTION
	007281-01-000	EA HOSE-FLEXIBLE PVC, 2 5" ID X 50'
	007281-01-700	FT HOSE-FLEXIBLE PVC, 2 5" ID
	103930 01-000	EA EVAPORATOR/HEATER ASSEMBLY - SCS 090-0041
	103930-01-700	EA ROD AIR BI END DOOR, SCS 073-0017
	103930-01-701	EA PANEL-DOOR, FOR AIR BLEND - SCS 071-0123
	103930-01-702	EA GASKET-DOOR, FOR AIR BLEND - SCS 045-0080
	103930-01-703	EA COIL-HEATER, SCS 042-0010
	103930-01-704	EA COIL EVAPORATOR, SCS 041-0017
	103930 01-705	EA VALVE EXP BLOCK
	103930-01-706	EA GASKET O-RING, #8 - SCS 045-0011
	103930 01-707	EA GASKET-O-RING #10 - SCS 045-0012
	103930-01-708	EA BRACKET-VACUUM MOTOR, SCS 070-0113
	103930-01-710	EA RESISTOR-FUSED, SCS 035-0006
	103930 01-711	EA THERMOSTAT, SCS 033-0003
	103930-01-712	EA GASKET-O-RING, SCS 045-0010
	103930 01-713	EA FITTING-QUICK CONNECT, #4 - SCS 050-003
	103930 01-714	EA FITTING-SERVICE VALVE, #10 SCS 050-0031
	103930 01-715	EA SWITCH-BINARY, SCS 032-0030
	103930-01-716	EA SWITCH-PRESSURE, FAN - SCS 032 0029
	103930 01-717	EA WHEEL-CLOCK-WISE, SCS 062 0010
	103930-01-718	EA HOSE #6, SCS 051-0036
	103930 01-719	EA HOSE - #10, SCS 051-0017
	103930-01-720	EA MOTOR, SCS 030-0004
	103930 01-721	EA GASKET O-RING #12 SCS 045-0062
	103930 04-000	EA CONTROL/PLENUM SET
	072342-04-000	EA CONDENSER ASM-W/O FANS, ARA 0519377
	072342 04-700	EA HOSE-DISCHARGE, ARA 0986306
	072342 04-701	EA COIL CONDENSER, ARA 0519384
	072343 06 000	EA COMPRESSOR-CLUTCH, REAR DISCHARGE - SANKYO - ARA 0529174
	096814-02-000	EA MOUNT & DRIVE PACKAGE, A/C COMPRESSOR - 460 EFI
	072878-01-000	EA INSULATION-SOUND BARRIER PAD, 29 25" X 40 19"
	074026 01-000	EA MOUNT PACKAGE - A/C COMPRESSOR, 6 2 DIESEL
	077075-01-000	EA GASKET-INSTRUMENT PANEL TO DEFROSTER PLENUM - 6" X 11 3"
	077075 03-000	EA GASKET-INSTRUMENT PANEL TO DEFROSTER PLENUM
	085000 01-000	EA SHIELD A/C, 6 8" X 3 1" - STEEL
	088753-01-000	FT TUBE-ALUMINIZED STEEL, 5/8" - 18 GAUGE
	103016-01-000	EA PLENUM-TRANSITION
	103017-01-000	EA PLENUM-DEFROSTER
	103558 01 01A	EA VENT-DEFROSTER, ABS - OFF WHITE
	103796-01-01A	EA LOUVER ASM-A/C CAPY PHOD BLACK
	094831-08 00C	EA WIRE ASSEMBLY-A/C COMPRESSOR ADAPTER - SCS 036 0054
	094831-01-724	EA O-RING - #4, MOTIVAIR/SCS ZGG14561
	103930-02-708	EA MOTOR-VACUUM SERVO, A/C - SCS 030 0002
	103930 05-000	EA MANUAL-OWNERS, HEATER-A/C - SCS 057-0049
	088227 02-701	EA BRACKET-BOWDEN CABLE MOUNTING, ARA 0403417
	094831-01-709	EA CLAMPS-ROD, 3/16" - MOTIVAIR/SCS ZGG14431
	103930-02-700	EA PANEL CONTROL, SCS 032 001B
	103930 02-701	EA VALVE-CONTROL HEAD, SCS 034-0015
	103930 02-702	EA DECAL WINNEBAGO "N", SCS 058 0008
	103930 02-703	EA HARNESS WIRE CONTROL, SCS 036-0048
	103930 02-704	EA HARNESS-VACUUM CONTROL, SCS 036 0049
	103930 02-705	EA CABLE CONTROL, BOWDEN - SCS 074 0011
		SHEATH LENGTH IS 84 1/4" - CABLE LENGTH IS 89" LONG
	103930-02 706	EA CLIP CABLE, CONTROL - SCS 022-0017
	103930 02-707	EA RELAY, SCS 031-0001
	103930 02-708	EA MOTOR-VACUUM SERVO, A/C - SCS 030 0002
	103930-02 710	EA CANISTER-VACUUM, SCS 054-0002
	103930 02 711	EA VALVE-WATER, SCS 034-00114
	072341 01-716	EA VALVE-DISCHARGE, 1/2" O-RING - ARA 0548325
	072342-03 701	EA RECEIVER-DRIER, ARA 1273235
	074013 02-716	EA VALVE-SERVICE ARA 0058337
	006815 01-702	EA O-RING, #8 - ARA 0059606

1993 WINNEBAGO
TABLE OF CONTENTS

INTRODUCTION	A-01	A-02
ABBREVIATIONS		A-03
ALPHABETICAL INDEX	A-04	A-06
WCF33RQ	A-07	F-10

1993 WCF33RQ INDEX

FLOOR PLAN	A 07	A 08
ACCESSORIES		A 09
AUDIO VIDEO	A-10	A-12
BATH	A-13	A-15
BEDROOM	A-16	A-18
CHASSIS	A-19	B-07
CURTAIN & CUSHION	B-08	B-18
DINETTE	B-19	B-20
DRIVERS COMPARTMENT	B-21	C-02
ELECTRICAL	C-03	C-10
EXTERIOR BODY	C-11	C-18
GALLEY	C-19	C-23
GENERATOR	C-24	D-01
HEATING & A/C	D-02	D 08
INTERIOR FINISH	D-09	D-12
LABELS	D-13	D-21
LP		D 22
LOUNGE	D-23	E-02
SEALANTS & FASTENERS	E-03	E 06
WATER & SEWAGE	E-07	E 12
WINDOW, VENT AND		
EXTERIOR DOOR	E-13	F-08
WINDSHIELD/WIPER	F-09	F-10

HEATING & AIR CONDITIONING GROUP (CONTINUED)
13,500 BTU COLEMAN ROOF A/C

HEATING & AIR CONDITIONING GROUP (CONTINUED)
ROOF A/C-13,500 BTU - EUROPEAN

**1993 WINNEBAGO
TABLE OF CONTENTS**

INTRODUCTION	A-01	-	A-02
ABBREVIATIONS			A-03
ALPHABETICAL INDEX	A-04	-	A-06
WCF33RQ	A-07	-	F-10

KEY	PART NUMBER	U/M	DESCRIPTION
	108889-01-01A	EA	A/C-ROOF, 13,500 TSR HO IVORY - COLEMAN 7333 887
	091225-01-709	EA	START RELAY, COLEMAN# 1497-4131
	091225 01-710	EA	START CAPACITOR, COLEMAN# 1497-0881
	093306 01-701	EA	DECAL PKG, LEFT & RIGHT - COLEMAN 6798B3591
	093306-01-712	EA	COMPRESSOR, COLEMAN 6707C3579
	105620-01-704	EA	COMPRESSOR, RH & LH - COLEMAN 1450-2009
	105620-01-706	EA	FOOT PKG-COMPRESSOR, 3 PER PKG- COLEMAN 6759-3081
	108889 01-700	EA	SHROUD (GREY/GREY) LESS LOGO - 6759-6421
	063903 01-700	EA	SHROUD (IVORY/IVORY) LESS/LOGO - 6759-4601
	108889-01 702	EA	SHROUD (BUFF/BUFF) LESS LOGO 6759-6411
	108889-01-703	EA	CONDENSER COIL - 1452A1301
	108889 01-704	EA	OVERLOAD (MRA#98693) - 6749-3541
	108889 01-705	EA	MOTOR (115, 60HZ) - 1468-3049
	108889-01-706	EA	IMPELLOR - 1472-1041
	108889 01-707	EA	RUN CAPACITOR (COMP-25MFD/370) - 1499-5661
	108889 01-708	EA	FAN CAPACITOR (7.5MFD 370U) 1499 5461
	108889-01-709	EA	EVAPORATOR COIL - 1452-1311
	108889 01-710	EA	FILLER PAD-COND AIR SEAL - 6759A3971
	108889 01-711	EA	GASKET PKG - 6792-3301
	108889-01-712	EA	SUCTION LINE REDUCER (3/8 X 1/2) - 1215-2161
	108889 01-713	EA	SUCTION LINE (3/8OD X .032 WALL) - 6792-130
	108889 01-714	EA	DISCHARGE LINE ASSY - 6792-531
	108889-01-715	EA	MOTOR MOUNT & SHAFT SEAL KIT - 6792-3361
	102289-01-000	EA	SPRING-SCREW, ROOF A/C GASKET - COLEMAN 6757-150

CEILING ASSEMBLY 13,500 BTU A/C

KEY	PART NUMBER	U/M	DESCRIPTION
	108891-01-01A	EA	CEILING ASM-A/C COOL TSR HO - COLEMAN 7330-714 IV
	042204-01-709	EA	THERMOSTAT-IN 64 OUT 58, COLEMAN# 6701-3401
	063903 01-702	EA	LOUVER-COLEMAN#6703A5191
	073742-01 701	EA	SELECTOR SWITCH (5 TERMINAL), COLEMAN# 6759 3251
	073742-01-702	EA	DECAL COOL ONLY, COLEMAN# 6759C3431
	076303-01-707	EA	FILTER - 6" X 14 3/4" X 1/2", 12 PER PKG - COLEMAN 6703A3151
	081606-01-712	EA	CEILING SHROUD (IVORY), COLEMAN# 6769 5061
	091225 01-713	EA	KNOB (2 PER PACKAGE), COLEMAN# 6701-3351
	091225 01-717	EA	DECAL (THERMOSTAT) COOL ONLY, COLEMAN# 6799A3441
	093766 02-701	EA	DECAL-LEFT SIDE, COLEMAN #6799-3971
	093766 02-700	EA	DECAL-RIGHT SIDE, COLEMAN #6799 3941
	108891-01-700	EA	SINGLE PARTS PKG (KNOBS & NUTS) 6792-5991
	108891-01-701	EA	RETAINER CLIPS F/FILTER (6 PER) 6799-3141

KEY	PART NUMBER	U/M	DESCRIPTION
	092440-01-000	EA	A/C-ROOF, 13,500 BTU - 220V - 50HZ - COLEMAN# 6713C750
	092441-01-000	EA	CEILING ASM-A/C, 220V - 50HZ - COLEMAN# 6712ET16
	108889-02-01A	EA	A/C-ROOF, 13,500 TSR 220 IVORY - COLEMAN 7373-597
	108891-01-01A	EA	CEILING ASM-A/C COOL TSR HO - COLEMAN 7330-714 IV
	042204-01-709	EA	THERMOSTAT-IN 64 OUT 58, COLEMAN# 6701-3401
	063903-01-702	EA	LOUVER-COLEMAN# 6703A5191
	073742-01-701	EA	SELECTOR SWITCH (5 TERMINAL), COLEMAN# 6759-3251
	073742-01-702	EA	DECAL COOL ONLY, COLEMAN# 6759C3431
	076303 01-707	EA	FILTER - 6" X 14 3/4" X 1/2", 12 PER PKG - COLEMAN 6703A3151
	081606 01-712	EA	CEILING SHROUD (IVORY), COLEMAN# 6769-5001
	091225-01-713	EA	KNOB (2 PER PACKAGE), COLEMAN# 6701-3351
	091225-01-717	EA	DECAL (THERMOSTAT) COOL ONLY, COLEMAN# 6799A3441
	093766 02-701	EA	DECAL-LEFT SIDE, COLEMAN #6799-3971
	093766-02-700	EA	DECAL-RIGHT SIDE, COLEMAN #6799-3941
	108891-01-700	EA	SINGLE PARTS PKG (KNOBS & NUTS), 6792-5991
	108891-01-701	EA	RETAINER CLIPS F/FILTER (6 PER), 6799-3141

ROOF A/C COVER

KEY	PART NUMBER	U/M	DESCRIPTION
	084077 03-000	EA	COVER BLANK, ROOF A/C - 5 2" X 3 5" IVORY
	092633 01-02A	EA	FRAME-PLATE, ROOF A/C - 5 7" X 3 8" - PLASTIC - OFF WHITE
	092633 02 02A	EA	COVER BLANK, ROOF A/C - 5 1" X 5 1" - PLASTIC - OFF WHITE

1993 WCF33RQ INDEX

FLOOR PLAN	A-07	-	A-08
ACCESSORIES			A-09
AUDIO VIDEO	A-10	-	A-12
BATH	A-13	-	A-15
BEDROOM	A-16	-	A-18
CHASSIS	A-19	-	B-07
CURTAIN & CUSHION	B-08	-	B-18
DINETTE	B-19	-	B-20
DRIVERS COMPARTMENT	B-21	-	C-02
ELECTRICAL	C-03	-	C-10
EXTERIOR BODY	C-11	-	C-18
GALLEY	C-19	-	C-23
GENERATOR	C-24	-	D-01
HEATING & A/C	D-02	-	D-08
INTERIOR FINISH	D-09	-	D-12
LABELS	D-13	-	D-21
LP			D-22
LOUNGE	D-23	-	E-02
SEALANTS & FASTENERS	E-03	-	E-08
WATER & SEWAGE	E-07	-	E-12
WINDOW, VENT AND			
EXTERIOR DOOR	E-13	-	F-08
WINDSHIELD/WIPER	F-09	-	F-10

HEATING & AIR CONDITIONING GROUP (CONTINUED)
11,000 BTU COLEMAN ROOF A/C

KEY	PART NUMBER	U/M DESCRIPTION
	105850-01-01A	EA A/C-ROOF, 11,000 BTU IVORY - COLEMAN 6757A807 FROM 00-00-00 THRU 09-13-92
	037648-01-714	EA PACKAGE-GASKET, COLEMAN #6759-3281
	076303-01-712	EA MOTOR, COLEMAN# 6707A3119
	091225-01-709	EA START RELAY, COLEMAN# 1497-4131
	093306-01-701	EA DECAL PKG, LEFT & RIGHT - COLEMAN 6798B3591
	093763-01-703	EA IMPELLOR - 7" DIA X 2 8" WIDE, COLEMAN# 6759-3271
	093763-01-704	EA CAPACITOR-FAN, COLEMAN# 1499-3461
	093763-01-707	EA EVAPORATOR COIL-COLEMAN# 1452-1351
	093763-01-708	EA CONDENSER COIL-COLEMAN# 1452-1251
	093763-01-712	EA FAN BLADE-CONDENSER, COLEMAN# 6733-3221
	063903-01-700	EA SHROUD (IVORY/IVORY) W/O LOGOS, 6759-4601
	105850-01-700	EA COMPRESSOR (TEC #AK144AT-02L), 6757-3679
	105850-01-701	EA COMPRESSOR RUN CAPACITOR, 6749-4681
	105850-01-702	EA EVAPORATOR COIL, 1452-1362
	105850-01-703	EA OVERLOAD (CRA2718-250)
	108889-01-700	EA SHROUD (GREY/GREY) LESS LOGO, 6759-6421

CEILING ASSEMBLY 11,000 BTU A/C

KEY	PART NUMBER	U/M DESCRIPTION
	093764-01-000	EA CEILING ASM A/C COOL ONLY, TSR - COLEMAN 6759D714 FROM 00-00-00 THRU 09-13-92
	042204-01-709	EA THERMOSTAT-IN 64 OUT 58, COLEMAN# 6701-3401
	063903-01-702	EA LOUVER-COLEMAN# 6703A5191
	073742-01-701	EA SELECTOR SWITCH (5 TERMINAL), COLEMAN# 6759-3251
	073742-01-702	EA DECAL COOL ONLY, COLEMAN# 6759C3431
	076303-01-707	EA FILTER - 6" X 14 3/4" X 1/2", 12 PER PKG - COLEMAN 6703A3151
	081606-01-708	EA LIMIT SWITCH (OPEN 160,CLOSE 110), COLEMAN# 6703-3041
	081606-01-712	EA CEILING SHROUD (IVORY), COLEMAN# 6769-5061
	091225-01-713	EA KNOB (2 PER PACKAGE), COLEMAN# 6701-3351
	091225-01-717	EA DECAL (THERMOSTAT) COOL ONLY, COLEMAN# 6799A3441
	093763-01-710	EA SINGLE PARTS PACKAGE, COLEMAN# 6759-5841
	102289-01-000	EA SPRING-SCREW, ROOF A/C GASKET - COLEMAN 6757-150

11,000 BTU COLEMAN ROOF A/C

KEY	PART NUMBER	U/M DESCRIPTION
	108890-01-01A	EA A/C-ROOF, 11,000 TSR HO IVORY - COLEMAN 7332-897 FROM 09-14-92 THRU 99-99-99
	063903-01-700	EA SHROUD 6759-4601
	091225-01-709	EA START RELAY, COLEMAN# 1497-4131
	093306-01-701	EA DECAL PKG, LEFT & RIGHT - COLEMAN 6798B3591
	093306-01-707	EA START CAPACITOR, 47 - 56 MFD - 250 - COLEMAN 62503421
	093763-01-712	EA FAN BLADE-CONDENSER, COLEMAN# 6733-3221
	105850-01-700	EA COMPRESSOR (TEC #AK144AT-02L) 6757-3679
	108889-01-703	EA CONDENSER COIL 1452A1301
	108889-01-705	EA MOTOR (115, 60HZ) 1468-3049
	108889-01-706	EA IMPELLOR 1472-1041
	108889-01-707	EA RUN CAPACITOR (COMP-25MFD/370) 1499-5661
	108889-01-708	EA FAN CAPACITOR (7 5MFD,370U) 1499-5461
	108889-01-709	EA EVAPORATOR COIL 1452-1311
	108889-01-710	EA FILLER PAD-COND AIR SEAL, 6759A3971
	108889-01-711	EA GASKET PKG 6792-3301
	108890-01-700	EA OVERLOAD CRA #2718-250 - 6757-3551

HEATING & AIR CONDITIONING GROUP (CONTINUED)
11,000 BTU COLEMAN ROOF A/C (CONTINUED)

KEY	PART NUMBER	U/M DESCRIPTION
	108891-01-01A	EA CEILING ASM-A/C COOL TSR HO - COLEMAN 7330-714 IV
	042204-01-709	EA THERMOSTAT-IN 64 OUT 58, COLEMAN# 6701-3401
	063903-01-702	EA LOUVER-COLEMAN# 6703A5191
	073742-01-701	EA SELECTOR SWITCH (5 TERMINAL), COLEMAN# 6759-3251
	073742-01-702	EA DECAL COOL ONLY, COLEMAN# 6759C3431
	076303-01-707	EA FILTER - 6" X 14 3/4" X 1/2", 12 PER PKG - COLEMAN 6703A3151
	081606-01-712	EA CEILING SHROUD (IVORY), COLEMAN# 6769-5061
	091225-01-713	EA KNOB (2 PER PACKAGE), COLEMAN# 6701-3351
	091225-01-717	EA DECAL (THERMOSTAT) COOL ONLY, COLEMAN# 6799A3441
	093766-02-701	EA DECAL-LEFT SIDE, COLEMAN #6799-3971
	108891-01-700	EA SINGLE PARTS PKG (KNOBS & NUTS) 6792-5991
	108891-01-701	EA RETAINER CLIPS F/FILTER (6 PER) 6799-3141

13,500 BTU COLEMAN ROOF A/C

KEY	PART NUMBER	U/M DESCRIPTION
	108889-01-01A	EA A/C-ROOF, 13,500 TSR HO IVORY, COLEMAN 7333-887
	091225-01-709	EA START RELAY, COLEMAN# 1497-4131
	091225-01-710	EA START CAPACITOR, COLEMAN# 1497-0881
	093306-01-701	EA DECAL PKG, LEFT & RIGHT - COLEMAN 6798B3591
	093306-01-712	EA COMPRESSOR, COLEMAN 6707C3579
	105620-01-704	EA COMPRESSOR, RH & LH - COLEMAN 1450-2009
	105620-01-706	EA FOOT PKG-COMPRESSOR, 3 PER PKG- COLEMAN 6759-3081
	108889-01-700	EA SHROUD (GREY/GREY) LESS LOGO, 6759-6421
	063903-01-700	EA SHROUD (IVORY/IVORY) LESS LOGO, 6759-4601
	108889-01-702	EA SHROUD (BUFF/BUFF) LESS LOGO, 6759-6411
	108889-01-703	EA CONDENSER COIL, 1452A1301
	108889-01-704	EA OVERLOAD (MRA#98693), 6749-3541
	108889-01-705	EA MOTOR (115, 60HZ), 1468-3049
	108889-01-706	EA IMPELLOR, 1472-1041
	108889-01-707	EA RUN CAPACITOR (COMP-25MFD/270), 1499-5661
	108889-01-708	EA FAN CAPACITOR (7 5MFD 370U), 1499-5461
	108889-01-709	EA EVAPORATOR COIL, 1452-1311
	108889-01-710	EA FILLER PAD-COND AIR SEAL, 6759A3971
	108889-01-711	EA GASKET PKG, 6792-3301
	108889-01-712	EA SUCTION LINE REDUCER (3/8 X 1/2), 1215-2161
	108889-01-713	EA SUCTION LINE (3/8OD X .032 WALL), 6792-130
	108889-01-714	EA DISCHARGE LINE ASSY, 6792-531
	108889-01-715	EA MOTOR MOUNT & SHAFT SEAL KIT, 6792-3361
	108891-01-01A	EA CEILING ASM-A/C COOL TSR HO - COLEMAN 7330-714 IV
	042204-01-709	EA THERMOSTAT-IN 64 OUT 58, COLEMAN# 6701-3401
	063903-01-702	EA LOUVER-COLEMAN# 6703A5191
	073742-01-701	EA SELECTOR SWITCH (5 TERMINAL), COLEMAN# 6759-3251
	073742-01-702	EA DECAL COOL ONLY, COLEMAN# 6759C3431
	076303-01-707	EA FILTER - 6" X 14 3/4" X 1/2", 12 PER PKG - COLEMAN 6703A3151
	081606-01-712	EA CEILING SHROUD (IVORY), COLEMAN# 6769-5061
	091225-01-713	EA KNOB (2 PER PACKAGE), COLEMAN# 6701-3351
	091225-01-717	EA DECAL (THERMOSTAT) COOL ONLY, COLEMAN# 6799A3441
	093766-02-701	EA DECAL-LEFT SIDE, COLEMAN #6799-3971
	108891-01-700	EA SINGLE PARTS PKG (KNOBS & NUTS) 6792-5991
	108891-01-701	EA RETAINER CLIPS F/FILTER (6 PER) 6799-3141

**1993 WINNEBAGO
TABLE OF CONTENTS**

INTRODUCTION	A-01 -	A-02
ABBREVIATIONS		A-03
ALPHABETICAL INDEX	A-04 -	A-06
WCF33RQ	A-07 -	F-10

1993 WCF33RQ INDEX

FLOOR PLAN	A-07 -	A-08
ACCESSORIES		A-09
AUDIO VIDEO	A-10 -	A-12
BATH	A-13 -	A-15
BEDROOM	A-16 -	A-18
CHASSIS	A-19 -	B-07
CURTAIN & CUSHION	B-08 -	B-18
DINETTE	B-19 -	B-20
DRIVERS COMPARTMENT	B-21 -	C-02
ELECTRICAL	C-03 -	C-10
EXTERIOR BODY	C-11 -	C-18
GALLEY	C-19 -	C-23
GENERATOR	C-24 -	D-01
HEATING & A/C	D-02 -	D-08
INTERIOR FINISH	D-09 -	D-12
LABELS	D-13 -	D-21
LP		D-22
LOUNGE	D-23 -	E-02
SEALANTS & FASTENERS	E-03 -	E-08
WATER & SEWAGE	E-07 -	E-12
WINDOW, VENT AND		
EXTERIOR DOOR	E-13 -	F-08
WINDSHIELD/WIPER	F-09 -	F-10

**INTERIOR FINISH GROUP
MOLDINGS**

KEY	PART NUMBER	U/M DESCRIPTION
	009767-12-000	FT MOLDING-SIDEWALL TO CEILING/CABINET - WELTING - OFF WHITE
	009809-23-000	EA MOLDING-CORNER, OUTSIDE - 1" - PLASTIC - IVORY
	009809-24-000	EA MOLDING-CORNER, OUTSIDE - 1" - PLASTIC - THOR PECAN
	009812-24-000	EA MOLDING-PLASTIC, OUTSIDE CORNER - 50" - IVORY
	009812-25-000	EA MOLDING-CORNER, OUTSIDE - 5" - PLASTIC - PECAN
	022992-11-000	FT MOLDING-REVERSE COVE, T-SHAPED - VINYL - IVORY
	076325-37-000	FT MOLDING-EDGE BAND, 1136 - 1-5/16 X .030 X 600
	076325-38-000	FT MOLDING-EDGE BAND, 1136 - 875 X .024 X 600
	083620-07-000	FT MOLDING-T, END CAP EDGE - W/EDGE LIPS - 75" - THOR PECAN
	092331-D2-134	EA MOLDING-VINYL WRAPPED, 7" X 1 5/8" X 84" - WOODGRAIN
	092331-F2-134	EA MOLDING-VINYL WRAPPED, .7" X 2 5/8" X 7" - WOODGRAIN
	092331-H2-438	EA MOLDING-VINYL WRAPPED, 7" X 3 5/8" X 96" - WOODGRAIN
	100659-01-B05	EA MOLDING-TRIM, VINYL FLOOR
	100818-01-01A	EA MOLDING-VINYL WRAPPED, 1 65" X 4" X 7" - REGAL OAK
	100819-01-01A	EA MOLDING-VINYL WRAPPED, L-SHAPED - 1 5" X 1 5" X 7" - OAK
	104675-01-01A	FT T-MOLDING, 5/16 RIGID
	105004-01-01A	EA MOLDING-VINYL WRAP
	105709-01-000	FT T-MOLDING-1", MODERN IVORY
	077840-01-W30	EA MOLDING-WALL CAP, 1 4" X 8" LONG - L-SHAPED WOOD
	077840-14-W24	EA MOLDING-WALL CAP, 1 4" X 80" - L-SHAPED WOOD
	078323-06-X14	EA MOLDING-WALL CAP, LIPS BOTH SIDE - 6 5" LONG - LONG
	078323-08-X14	EA MOLDING-WALL CAP, LIPS BOTH SIDES - WOOD - 6 5" LONG

FROM 00-00-00 THRU 01-10-93

U-CHANNEL, TRIM & LUMBER

KEY	PART NUMBER	U/M DESCRIPTION
	070504-18-000	FT U-CHANNEL-PLASTIC, 065" WIDE - IVORY - INCREMENTS OF 8'
	070504-20-000	FT U-CHANNEL-PLASTIC, 815" WIDE - THOR PECAN - INCREMENTS OF 8'
	070504-22-000	FT U-CHANNEL-PLASTIC, 735" WIDE - THOR PECAN - INCREMENTS OF 8'
		FROM 00-00-00 THRU 06-26-92
	009778-13-000	FT U-CHANNEL-PLASTIC, 1" WIDE X 8' INCREMENTS - THOR PECAN
	070504-01-000	FT U-CHANNEL-PLASTIC, 065" WIDE - LIGHT BROWN - INCREMENTS OF 8'
	070504-24-000	FT EXTRUSION-U-CHANNEL, 875 THOR PECAN
	072368-02-000	EA TRIM-VINYL, EDGE - BLACK - GM 14004305
	085746-01-000	FT TRIM-J, CARPET - 1 2" X 5" ANGLE - 10' LONG - PVC - BEIGE
	093873-01-01A	EA TRIM-CARPET, L-ANGLE - 1 1" X 1 3" X 12" - VINYL - GRAY
	092330-D2-438	EA LUMBER-VINYL WRAPPED, .7" X 1 5" X 9" - WOODGRAIN
	092330-03-000	EA LUMBER-VINYL WRAPPED, 2" X 96" - WOODGRAIN
	092330-05-000	EA LUMBER-VINYL WRAPPED, 7" X 3" X 96" - WOODGRAIN

SMOKE DETECTOR, FIRE EXTINGUISHER & CLOCK

KEY	PART NUMBER	U/M DESCRIPTION
	072852-01-000	EA DETECTOR-SMOKE, W/9 VOLT BATTERY
	072852-02-000	EA DETECTOR-SMOKE, W/9 VOLT BATTERY - CANADIAN
	084499-01-000	EA EXTINGUISHER-FIRE, DRY W/MOUNTING BRACKET - 10 BC
	094499-01-700	EA BRACKET-MOUNTING, W/PLASTIC STRAP - FIRE EXTINGUISHER
	094499-02-000	EA EXTINGUISHER FIRE, DRY - 1A:10BC - CANADIAN
	101333-01-000	EA BACKPLATE-CLOCK, 6" X 6" - PLASTIC - BLACK
		FROM 00-00-00 THRU 04-18-93
	104764-01-01A	EA CLOCK-WALL, SPARTUS 5616-42
		FROM 00-00-00 THRU 04-18-93
	100793-02-01A	EA CLOCK-WALL, 11" DIAMETER - BOLDEN 9988
		FROM 04-19-93 THRU 99-99-99

ANTISLIP & FLOOR MATS

KEY	PART NUMBER	U/M DESCRIPTION
	091261-01-000	FT SLIPNOT-ANTISLIP, 1' WIDE (100' ROLL)
	105924-01-D09	EA MAT-FLOOR 18 X 27
	105924-01-D10	EA MAT-FLOOR 18 X 27
	105924-01-D11	EA MAT-FLOOR 18 X 27

**INTERIOR FINISH GROUP (CONTINUED)
BATT STRIP**

KEY	PART NUMBER	U/M DESCRIPTION
	085284-62-000	FT BATT STRIP-DECORATIVE, PLAIN - ADHESIVE BACKED (MAIN WALL)
	085284-63-000	FT BATT STRIP-DECORATIVE, W/FLOWERS - ADHESIVE BACKED (BATH & GALLEY)
	085284-66-000	FT BATT STRIP-WOODGRAIN, ADHESIVE BACKED - FOREST OAK
	088263-78-000	EA BATT STRIP-SHOWER, 8' - OFF WHITE
	088263-74-000	EA BATT STRIP-DECORATIVE, PLAIN - 8' LONG (MAIN WALL)
	088263-75-000	EA BATT STRIP-DECORATIVE, W/FLOWERS - 8' LONG (BATH & GALLEY)
	069733-79-000	EA BATT STRIP-WOODGRAIN, 8' - FOREST OAK
	086229-01-000	EA RETAINER-BATTEN, CEILING - 75" WIDE - 7 6'
	086229-04-000	EA BATTEN CEILING, 1" WIDE - IVORY - 7 6'

PANELING & PLYWOOD

KEY	PART NUMBER	U/M DESCRIPTION
	074497-20-000	SF PANELING-WOODGRAIN, 4' X 8' - INCREMENTS OF 32 SF
	088272-98-000	SF PANELING-SHOWER, OFF WHITE - 4' X 7' - INCREMENTS OF 28 SF
	088272-94-000	SF PANELING-DECORATIVE, PLAIN - 4' X 7' - INCREMENTS OF 28 SF (MAIN WALL)
	088272-95-000	SF PANELING-DECORATIVE, W/FLOWERS - 4' X 7' - INCREMENTS OF 28 SF (BATH & GALLEY)
	089351-03-000	YD VINYL-CEILING, DIAMOND DESIGN - 54" WIDE
	095688-01-000	SF VENEER-FLAT LUANA 48 X 96
	083618-02-000	SF PLYWOOD-OAK, 1 SIDE FINISHED - 3/16" X 4' X 8' INCREMENTS OF 32 SF
	069297-01-000	SF PLYWOOD-LUAN, OVERLAY GRADE - 4' X 8' - INCREMENTS OF 32 SF
	098531-01-000	SF PLYWOOD-RED OAK, 1/2"

LAMINATE PLASTIC & INSULATION

KEY	PART NUMBER	U/M DESCRIPTION
	074498-46-000	SF LAMINATE-PLASTIC, 5' X 8' - INCREMENTS OF 40 SF
	065747-01-000	SF INSULATION-MICROFOAM, 5"

CARPET

KEY	PART NUMBER	U/M DESCRIPTION
	047034-02-000	SF PLASTIC-CARPET, 4' WIDE - CLEAR POLY
	075233-01-000	SY PAD-CARPET, 3/8" X 6' ROLL
	093486-01-000	SY CARPET-COMPARTMENT, 54" WIDE - DARK GRAY
	096060-47-000	SY CARPET - 12' ROLL, INCREMENTS OF 4 SY (D09)
	096060-41-000	SY CARPET - 12' ROLL, INCREMENTS OF 4 SY (D10)
	098060-42-000	SY CARPET - 12' ROLL, INCREMENTS OF 4 SY (D11)

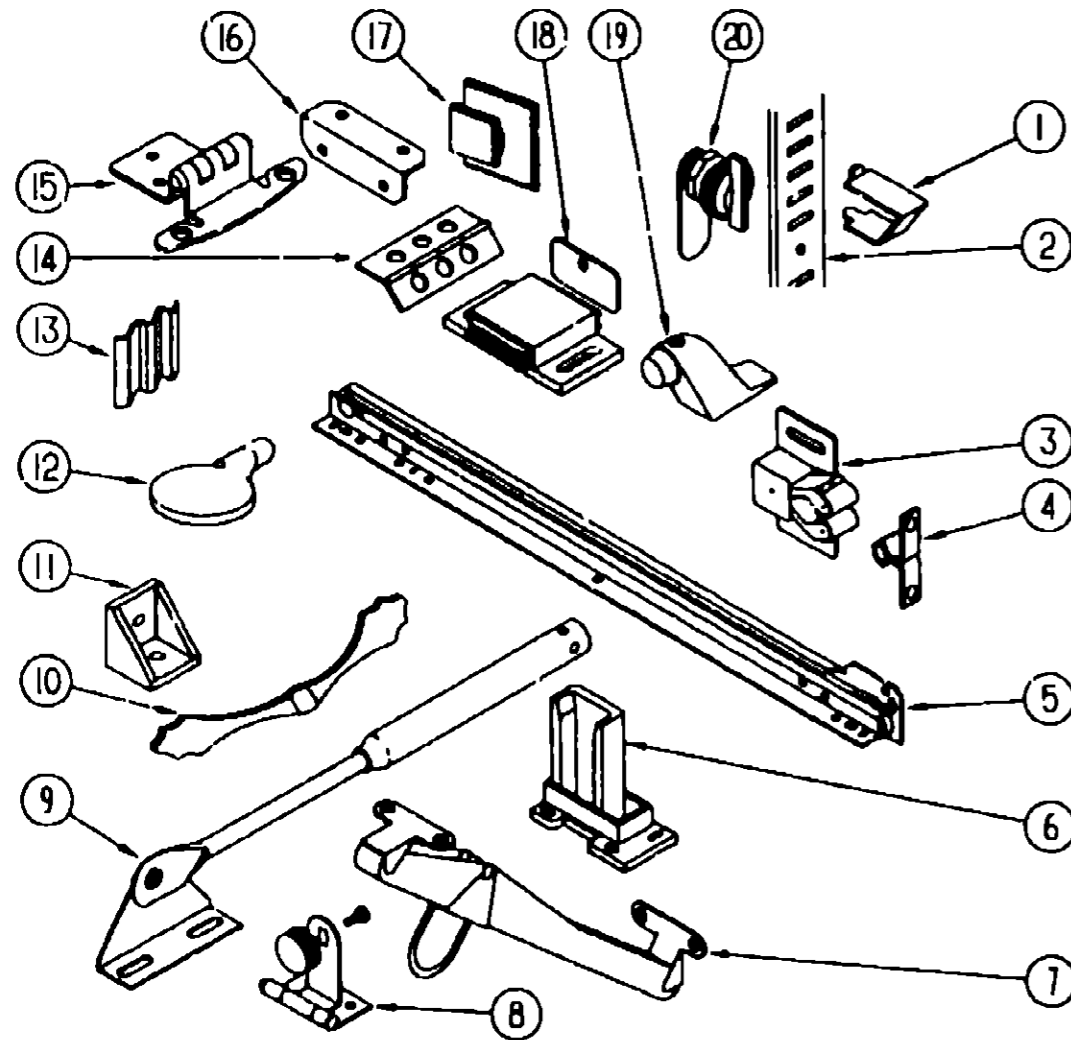
**1993 WINNEBAGO
TABLE OF CONTENTS**

INTRODUCTION	A-01 -	A-02
ABBREVIATIONS		A-03
ALPHABETICAL INDEX	A-04 -	A-06
WCF33RQ	A-07 -	F 10

1993 WCF33RQ INDEX

FLOOR PLAN	A-07 -	A-08
ACCESSORIES		A-09
AUDIO VIDEO	A-10 -	A-12
BATH	A-13 -	A-15
BEDROOM	A-16 -	A-18
CHASSIS	A-19 -	B-07
CURTAIN & CUSHION	B-08 -	B-18
DINETTE	B-19 -	B-20
DRIVERS COMPARTMENT	B-21 -	C-02
ELECTRICAL	C-03 -	C-10
EXTERIOR BODY	C-11 -	C-18
GALLEY	C-19 -	C-23
GENERATOR	C-24 -	D-01
HEATING & A/C	D-02 -	D-08
INTERIOR FINISH	D-09 -	D-12
LABELS	D-13 -	D-21
LP		D-22
LOUNGE	D-23 -	E-02
SEALANTS & FASTENERS	E-03 -	E-06
WATER & SEWAGE	E-07 -	E 12
WINDOW, VENT AND		
EXTERIOR DOOR	E-13 -	F-08
WINDSHIELD/WIPER	F-09 -	F-10

INTERIOR FINISH GROUP (CONTINUED)
CABINET HARDWARE



KEY	PART NUMBER	U/M	DESCRIPTION
1	098979-01-000	EA	CLIP-ADJUSTABLE SHELF
2	098980-02-000	EA	PILASTER-ADJUSTABLE SHELF, 12" LONG
2	098980-01-000	EA	PILASTER-ADJUSTABLE SHELF, 18" LONG
3	093586-03-000	EA	CATCH-SPRING, ROLLER
4	093586-04-000	EA	STRIKE-SPRING STEEL
5	106913-01-000	EA	SLIDE-DRAWER, CABINET- LEFT SIDE - 12"
5	106913-02-000	EA	SLIDE-DRAWER, CABINET- RIGHT SIDE - 12"
5	106913-03-000	EA	SLIDE-DRAWER, DRAWER MOUNT - LEFT SIDE - 12"
5	106913-04-000	EA	SLIDE-DRAWER, DRAWER MOUNT - RIGHT SIDE - 12"
5	106913-13-000	EA	SLIDE-DRAWER, CABINET- LEFT SIDE - 14"
5	106913-14-000	EA	SLIDE-DRAWER, CABINET- RIGHT SIDE - 14"
5	106913-15-000	EA	SLIDE-DRAWER, DRAWER MOUNT - LEFT SIDE - 14"
5	106913-16-000	EA	SLIDE-DRAWER, DRAWER MOUNT - RIGHT SIDE - 14"
5	106913-05-000	EA	SLIDE-DRAWER, CABINET- LEFT SIDE - 18"
5	106913-06-000	EA	SLIDE-DRAWER, CABINET- RIGHT SIDE - 18"
5	106913-07-000	EA	SLIDE-DRAWER, DRAWER MOUNT - LEFT SIDE - 18"
5	106913-08-000	EA	SLIDE-DRAWER, DRAWER MOUNT - RIGHT SIDE - 18"
5	106913-17-000	EA	SLIDE-DRAWER, 22" - LEFT
5	106913-18-000	EA	SLIDE-DRAWER, 22" - RIGHT
5	106913-19-000	EA	SLIDE-DRAWER, 22" - LEFT DRAWER
5	106913-20-000	EA	SLIDE-DRAWER, 22" - RIGHT DRAWER
6	107030-01-000	EA	BACKSOCKET-ADJUSTABLE, LEFT
6	107030-02-000	EA	BACKSOCKET-ADJUSTABLE, RIGHT
7	104181-01-01A	EA	SUPPORT-LEAF, 5 3/4" - EXTENDS TO 7 5/8" - SAFETY RING - METAL
8	100711-01-01A	EA	HINGE-DOOR, GLASS
	100707-01-000	EA	SPACER DOOR, GLASS - 8" DIA - 3" HOLE - PLASTIC
	101272-01-000	EA	CATCH-DOOR, GLASS
9	074493-02-000	EA	SUPPORT-PISTON SPRING, CABINET DOOR
10	107435-01-000	EA	PULL CABINET, BRASS
11	085740-01-000	EA	BRACE-CABINET CORNER, PLASTIC
12	101766-01-000	EA	PIN-SUPPORT, GLASS DOOR
13	105037-02-000	EA	FASTENER-WOOD, CORNER - METAL - 5" X 6"
14	009059-01-000	EA	HINGE-DOOR, 2" X 1 1/4" - BRASS
14	009059-02-000	EA	HINGE-DOOR, 2" X 2 7/8" - BRASS
14	009063-01-000	EA	HINGE-CONTINUOUS, 1 1/2" X 72" - UNPAINTED
15	108138-01-000	EA	HINGE-CABINET DOOR, BURNISHED BRASS
16	016604-01-000	EA	BRACE-CABINET, ANGLE - 2 5/8" - METAL - UNPAINTED
16	016604-03-000	EA	BRACE-CABINET, ANGLE - 2 5/8" - METAL - BEIGE
16	016604-05-000	EA	BRACE-CABINET, L ANGLE - 2 5/8" - METAL - OFF WHITE
17	102327-01-01A	EA	PULL-MIRROR, SQUARE
18	088254-01-000	EA	CATCH-MAGNETIC, 1 8" X .7"
19	103257-01-000	EA	STOP-DOOR
20	100710-01-01A	EA	LOCK GLASS DOOR, TWIST TYPE - BRASS
	000G13-06-10G	EA	SCREW
	004354-01-000	EA	BUMPER-RUBBER, 5" DIA - BROWN
	023320-01-000	EA	PAD-FELT, 3/8" DIAMETER - BROWN
	042541-04-000	EA	LATCH-BRASS, W/O STRIKE - HASP TYPE - BRASS
	094658-01-Y12	EA	HANDLE-BUNK, 2" X 27" - WOOD - OAK
	102827-01-000	EA	SLIDE-DRAWER, TRI-ROLLER
	002768-01-001	EA	ANGLE-EXTRUDED, 1" X 1 5/8" X 17" - ALUMINUM
	042356-01-000	EA	PLUG-BUTTON, MAHOGANY - 3/8" DIAMETER - WOOD
	076790-01-000	EA	SCREW, 6-20 X 1 1/4 PPH - BLACK
	084070-02-000	EA	POST-END, 2.4" - BRASS
	084071-15-000	EA	ROD-BRASS 210MM
	098410-01-01A	EA	PULL-FINGER, OVAL - BRASS
	101222-01-01A	EA	BRACKET-CATCH, LID - BEIGE
	104006-01-C05	EA	LID-ENTRANCE STEP COMPARTMENT, W/O CARPET
	107539-01-000	EA	SPRING GAS, 20" BLADE END SPRING LIFT SL3-110

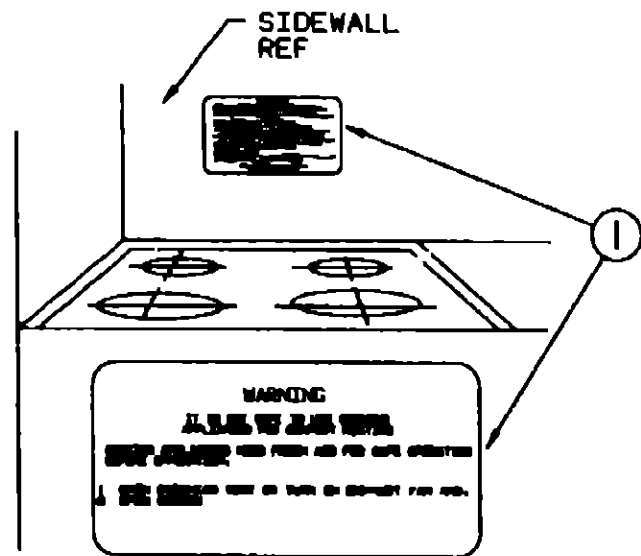
1993 WINNEBAGO
TABLE OF CONTENTS

INTRODUCTION	A-01	A-02
ABBREVIATIONS		A-03
ALPHABETICAL INDEX	A-04	A-06
WCF33RQ	A-07	F-10

1993 WCF33RQ INDEX

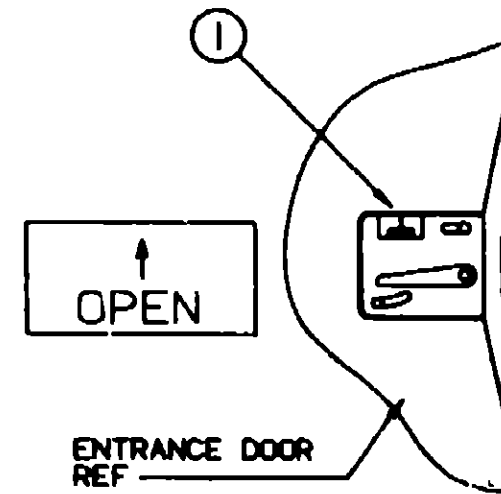
FLOOR PLAN	A-07	A-08
ACCESSORIES		A-09
AUDIO VIDEO	A-10	A-12
BATH	A-13	A-15
BEDROOM	A-16	A-18
CHASSIS	A-19	B-07
CURTAIN & CUSHION	B-08	B-18
DINETTE	B-19	B-20
DRIVERS COMPARTMENT	B-21	C-02
ELECTRICAL	C-03	C-10
EXTERIOR BODY	C-11	C-18
GALLEY	C-19	C-23
GENERATOR	C-24	D-01
HEATING & A/C	D-02	D-08
INTERIOR FINISH	D-09	D-12
LABELS	D-13	D-21
LP		D-22
LOUNGE	D-23	E-02
SEALANTS & FASTENERS	E-03	E-08
WATER & SEWAGE	E-07	E-12
WINDOW, VENT AND		
EXTERIOR DOOR	E-13	F-08
WINDSHIELD/WIPER	F-09	F-10

LABELS GROUP



KEY	PART NUMBER	U/M DESCRIPTION
1	050225 01-000	EA LABEL-WARNING, STOVE VENT - US
1	050222-01-000	EA LABEL-WARNING, STOVE VENT - CANADIAN

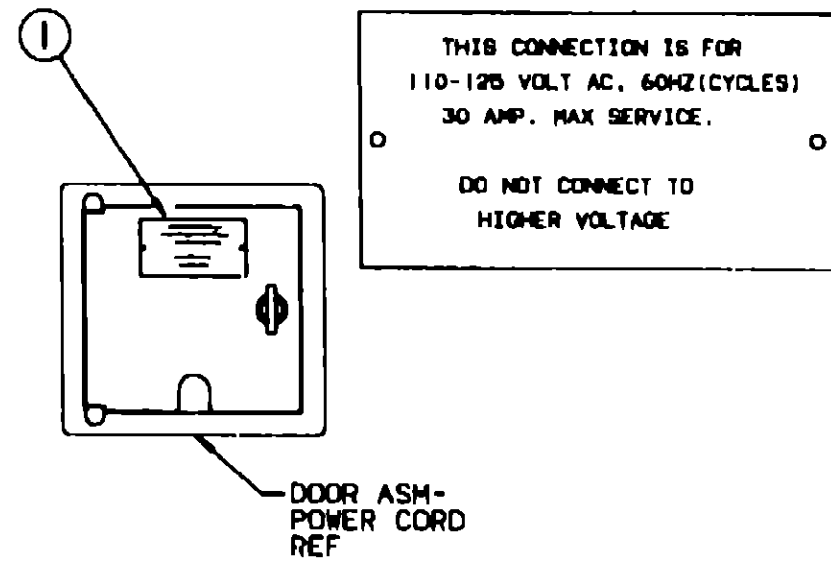
LABELS GROUP (CONTINUED)



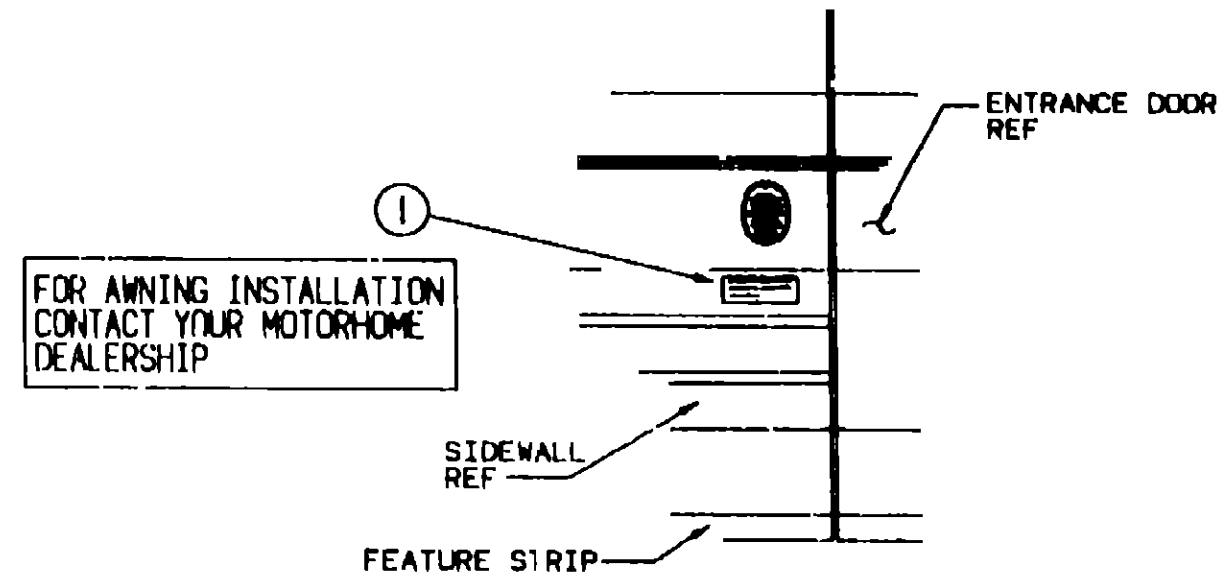
KEY	PART NUMBER	U/M DESCRIPTION
1	040944-01-000	EA LABEL-ENTRANCE DOOR, "OPEN"

**1993 WINNEBAGO
TABLE OF CONTENTS**

INTRODUCTION	A-01 - A-02
ABBREVIATIONS	A-03
ALPHABETICAL INDEX	A-04 - A-06
WCF33RQ	A-07 - F-10



KEY	PART NUMBER	U/M DESCRIPTION
1	006062-01-000	EA TAG-ELECTRIC, 110V CONNECTION




KEY	PART NUMBER	U/M DESCRIPTION
1	099509-01 000	EA LABEL-AWNING INSTALLATION

1993 WCF33RQ INDEX

FLOOR PLAN	A-07 - A-08
ACCESSORIES	A-09
AUDIO VIDEO	A-10 - A-12
BATH	A-13 - A-15
BEDROOM	A-15 - A-18
CHASSIS	A-19 - B-07
CURTAIN & CUSHION	B-08 - B-18
DINETTE	B-19 - B-20
DRIVERS COMPARTMENT	B-21 - C-02
ELECTRICAL	C-03 - C-10
EXTERIOR BODY	C-11 - C-18
GALLEY	C-19 - C-23
GENERATOR	C-24 - D-01
HEATING & A/C	D-02 - D-08
INTERIOR FINISH	D-09 - D-12
LABELS	D-13 - D-21
LP	D-22
LOUNGE	D-23 - E-02
SEALANTS & FASTENERS	E-03 - E-06
WATER & SEWAGE	E 07 - E-12
WINDOW, VENT AND EXTERIOR DOOR	E-13 - F-08
WINDSHIELD/WIPER	F-09 - F-10

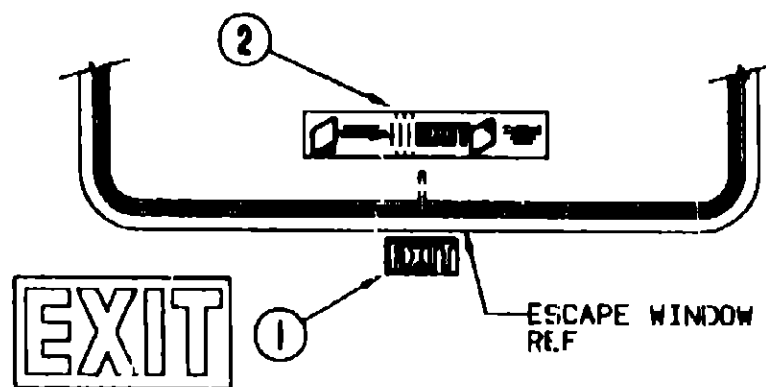
LABELS GROUP (CONTINUED)



IF YOU SMELL GAS

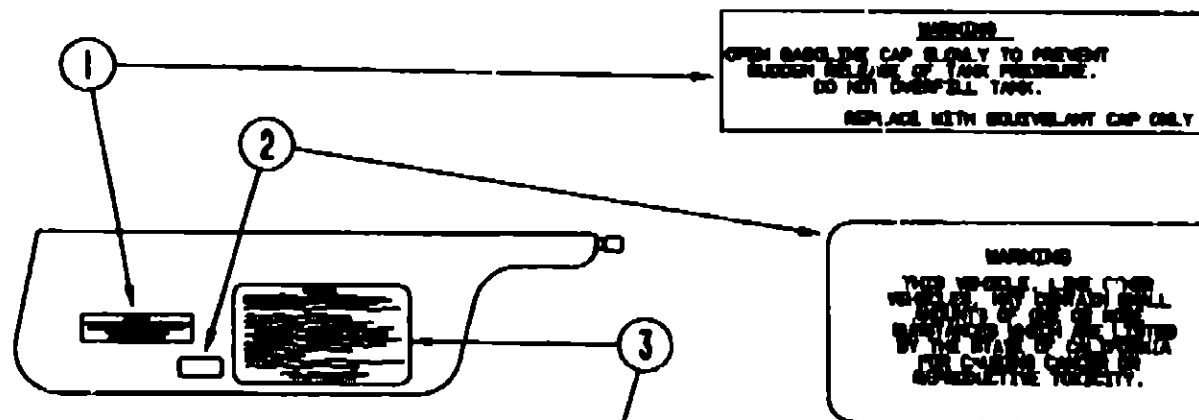
1. EXTINGUISH ANY OPEN FLAME, PILOT LIGHTS AND ALL BURNING MATERIALS
2. SHUT OFF THE GAS SUPPLY AT THE TANK VALVE OR GAS SUPPLY CONNECTION.
3. OPEN DOORS AND OTHER VENTILATION OPENINGS.
4. DO NOT TOUCH ELECTRICAL SWITCHES
5. LEAVE THE AREA UNTIL ODOR CLEARS.
6. HAVE THE GAS SYSTEM CHECKED AND LEAKAGE SOURCE CORRECTED BEFORE USING AGAIN.

KEY	PART NUMBER	U/M DESCRIPTION
1	073998-01-000	EA LABEL-LPG ODOR WARNING



KEY	PART NUMBER	U/M DESCRIPTION
1	039280-01-000	EA LABEL-WARNING, EXIT
2	107571-01-000	EA LABEL-ESCAPE EXIT, WINDOW

LABELS GROUP (CONTINUED)



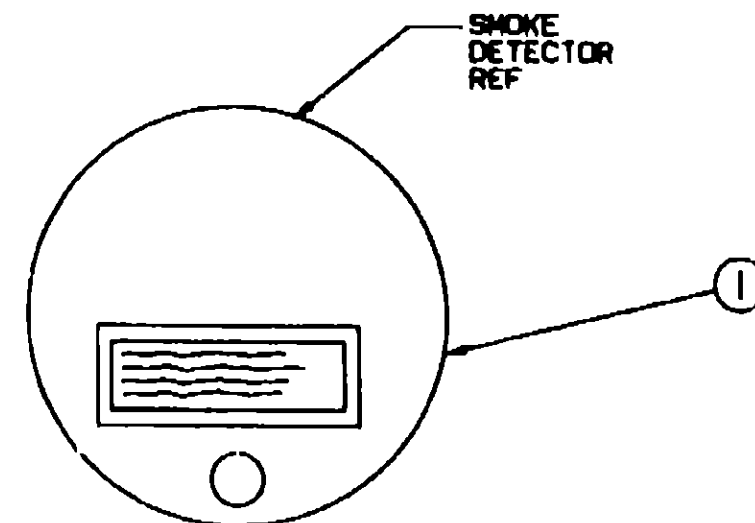
CAUTION

THIS MOTOR HOME HAS BEEN DESIGNED, MANUFACTURED AND TESTED WITH CONCERN FOR THE PROTECTION OF IT'S OCCUPANTS. WE RECOMMEND YOU PERFORM THE FOLLOWING INSPECTIONS FOR YOUR SAFETY AND THE SAFETY OF YOUR PASSENGERS BEFORE STARTING YOUR VEHICLE.

1. LP GAS SYSTEM- TURN OFF AT TANK FOR TRAVELING. TEST FOR LEAKS UPON ARRIVAL AT DESTINATION. BEFORE LIGHTING PILOTS.
2. WHEELS- INSPECT FOR DAMAGE AND CHECK LUB NUTS FOR TIGHTNESS.
3. TIRES- INSPECT FOR WEAR AND DAMAGE AND CHECK FOR RECOMMENDED AIR PRESSURE.
4. LIGHTS- TEST FOR PROPER OPERATION OF ALL INTERIOR AND EXTERIOR LIGHTS INCLUDING BRAKE LIGHTS, HEADLIGHTS, TAIL LIGHTS, BRAKE LIGHTS, CLEARANCE LIGHTS AND TURN SIGNALS
5. EXITS- INSPECT RELEASE MECHANISM ON EMERGENCY EXIT SYSTEM. TEST BOTH LOCKS ON MAIN ENTRANCE DOOR FOR EASE OF OPERATION AND INSTRUCT PASSENGERS HOW TO USE BOTH MEANS OF EXIT.
6. SEAT BELTS- CORRECT PASSENGERS TO DESIGNATED SEATS AND REQUIRE USE OF SEAT BELTS.
7. APPLIANCES- TURN OFF AND LATCH OR LOCK DOORS WHERE PROVIDED.
8. LOOSE PARCELS- STORE SECURELY.
9. UTILITY SUPPLY LINES- DISCONNECT ALL ELECTRIC, SEWER AND WATER LINES AND SECURE PROPERLY.
10. ENTRANCE DOOR STOP- PLACE IN RETRACTED POSITION FOR TRAVELING.

READ YOUR MOTOR HOME AND CHECKS OWNER'S MANUAL FOR FURTHER PRECAUTIONS

KEY	PART NUMBER	U/M DESCRIPTION
1	087207-05-000	EA LABEL-FUEL CAP REMOVAL
2	099689-01-000	EA LABEL-WARNING, CANCER/TOXICITY
3	056259-01-000	EA LABEL-SAFETY CHECK LIST



KEY	PART NUMBER	U/M DESCRIPTION
1	077956-01-000	EA LABEL-WARNING, SMOKE DETECTOR

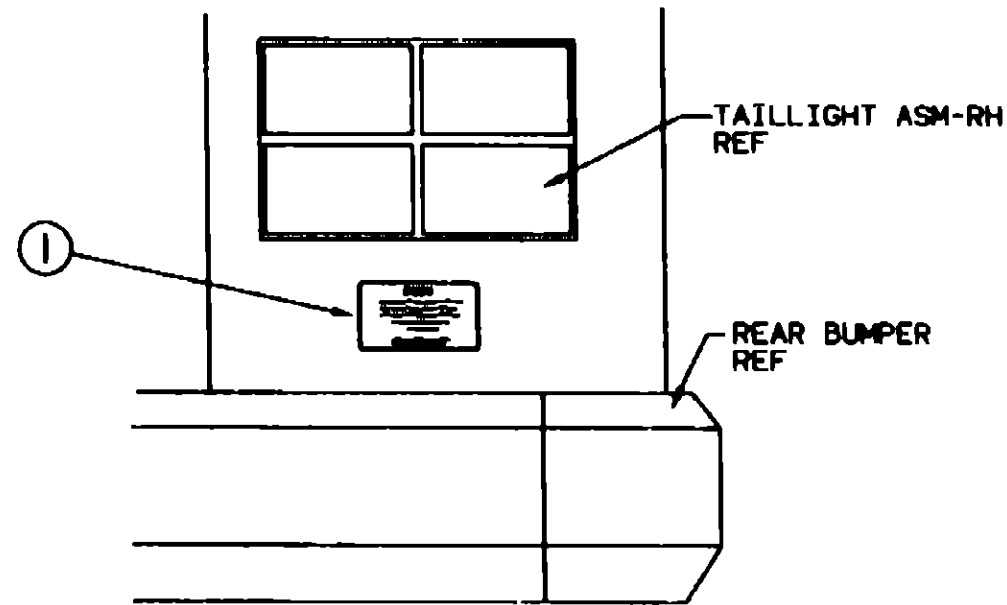
**1993 WINNEBAGO
TABLE OF CONTENTS**

INTRODUCTION	A-01 - A-02
ABBREVIATIONS	A-03
ALPHABETICAL INDEX	A-04 - A-06
WCF33RQ	A-07 - F-10

1993 WCF33RQ INDEX

FLOOR PLAN	A 07 - A-08
ACCESSORIES	A-09
AUDIO VIDEO	A-10 - A-12
BATH	A-13 - A-15
BEDROOM	A-16 - A-18
CHASSIS	A-19 - B-07
CURTAIN & CUSHION	B-08 - B-18
DINETTE	B-19 - B-20
DRIVERS COMPARTMENT	B-21 - C-02
ELECTRICAL	C-03 - C-10
EXTERIOR BODY	C-11 - C-18
GALLEY	C-19 - C-23
GENERATOR	C-24 - D-01
HEATING & A/C	D-02 - D-06
INTERIOR FINISH	D-09 - D-12
LABELS	D-13 - D-21
LP	D-22
LOUNGE	D-23 - E-02
SEALANTS & FASTENERS	E-03 - E-06
WATER & SEWAGE	E-07 - E-12
WINDOW, VENT AND EXTERIOR DOOR	E-13 - F-08
WINDSHIELDWIPER	F 09 - F-10

LABELS GROUP (CONTINUED)

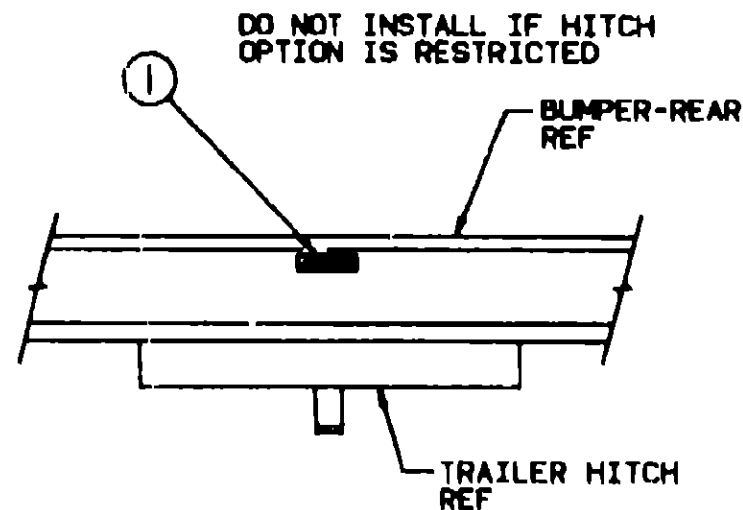


WARNING

DO NOT EXCEED THE VEHICLE WEIGHT RATINGS OR LOADING RECOMMENDATIONS (E.G., GROSS VEHICLE, GROSS AXLE, GROSS COMBINED) OF THE CHASSIS MANUFACTURER OR WINNEBAGO INC.

REFER TO YOUR OWNERS MANUAL, BEFORE LOADING OR TOWING.

KEY PART NUMBER U/M DESCRIPTION
 1 075220 01-000 EA LABEL-WARNING, EXTERIOR LOAD



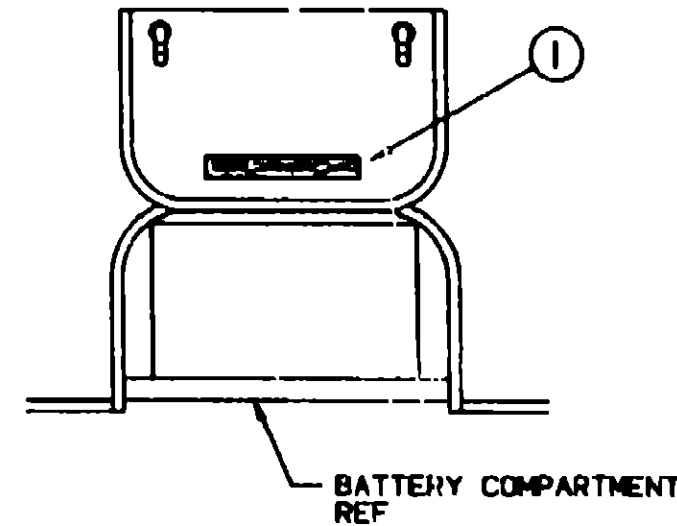
TOWING CAPACITY

TOWED VEHICLE 3500 LB. GROSS MAXIMUM
 HITCH BALL 200 LB. MAXIMUM

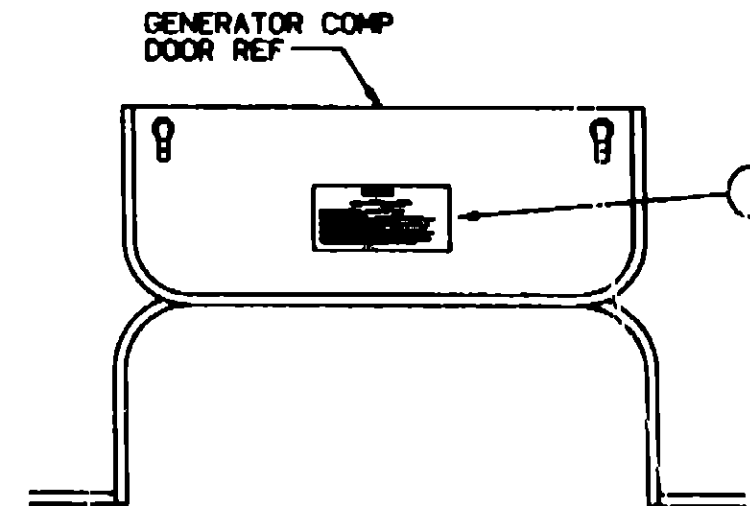
KEY PART NUMBER U/M DESCRIPTION
 1 075221-03-000 EA LABEL TRAILER HITCH

LABELS GROUP (CONTINUED)

WARNING DISCONNECT BATTERIES BEFORE CONNECTING EXTERNAL CHARGING EQUIPMENT.



KEY PART NUMBER U/M DESCRIPTION
 1 065748-01-000 EA LABEL-CAUTION, BATTERY CHARGING



WARNING

WHEN ADDING A GENERATOR SET:

HIGH VOLTAGE-USE EXTREME CAUTION WHEN WORKING ON ELECTRICAL COMPONENTS.
 HAVE ALL ELECTRICAL INSTALLATION PERFORMED BY A QUALIFIED LICENSED ELECTRICIAN-FOLLOW ALL STATE AND LOCAL CODES.
 ONLY INSTALL GENERATOR SET APPROVED FOR R.V. APPLICATION, HAVE INSTALLED BY QUALIFIED TECHNICIAN.
 TO AVOID HEAT BUILD-UP AND TO GUARANTEE AN ADEQUATE AIR SUPPLY TO THE GENERATOR COMPARTMENT, FOLLOW INSTALLATION INSTRUCTIONS.
 GENERATOR EXHAUST SYSTEMS ARE TO BE USED AND MUST NOT TERMINATE UNDER THE VEHICLE-GENERATOR EXHAUST AWAY FROM VEHICLE.

KEY PART NUMBER U/M DESCRIPTION
 1 077510-01-000 EA LABEL-GENERATOR PREP

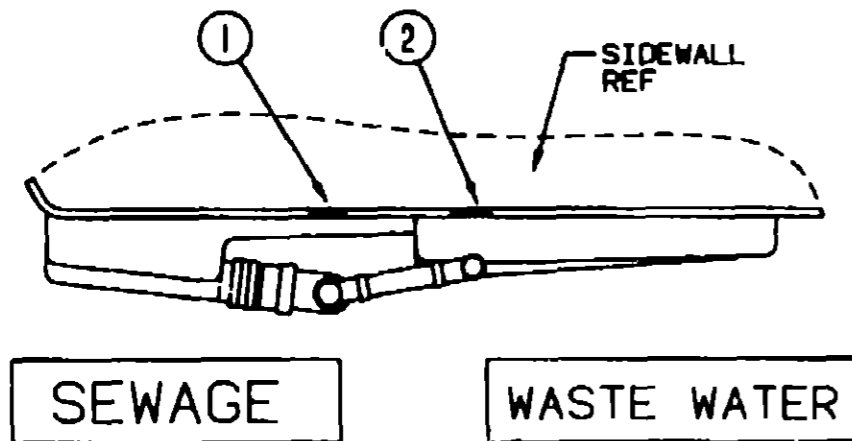
1993 WINNEBAGO TABLE OF CONTENTS

INTRODUCTION	A-01 - A-02
ABBREVIATIONS	A-03
ALPHABETICAL INDEX	A-04 - A-06
WCF33RQ	A-07 - F-10

1993 WCF33RQ INDEX

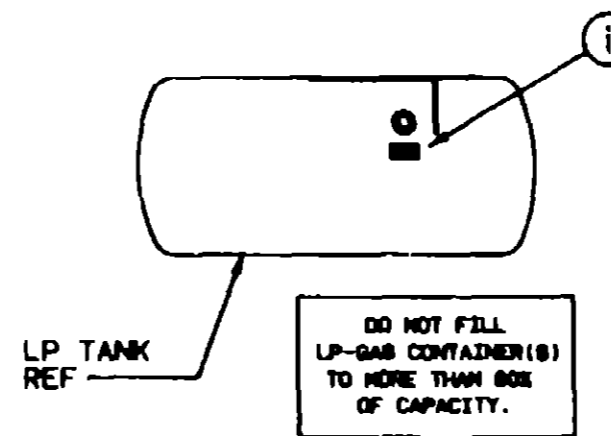
FLOOR PLAN	A-07 - A-08
ACCESSORIES	A-09
AUDIO VIDEO	A-10 - A-12
BATH	A-13 - A-15
BEDROOM	A-16 - A-18
CHASSIS	A-19 - B-07
CURTAIN & CUSHION	B-08 - B-18
DINETTE	B-19 - B-20
DRIVERS COMPARTMENT	B-21 - C-02
ELECTRICAL	C-03 - C-10
EXTERIOR BODY	C-11 - C-18
GALLEY	C-19 - C-23
GENERATOR	C-24 - D-01
HEATING & A/C	D-02 - D-08
INTERIOR FINISH	D-09 - D-12
LABELS	D-13 - D-21
LP	D-22
LOUNGE	D-23 - E-02
SEALANTS & FASTENERS	E-03 - E-08
WATER & SEWAGE	E-07 - E-12
WINDOW, VENT AND EXTERIOR DOOR	E-13 - F-08
WINDSHIELD/WIPER	F-09 - F-10

LABELS GROUP (CONTINUED)



KEY	PART NUMBER	U/M DESCRIPTION
1	006187-01-000	EA LABEL-SEWAGE
2	006188-01-000	EA LABEL-WASTE WATER

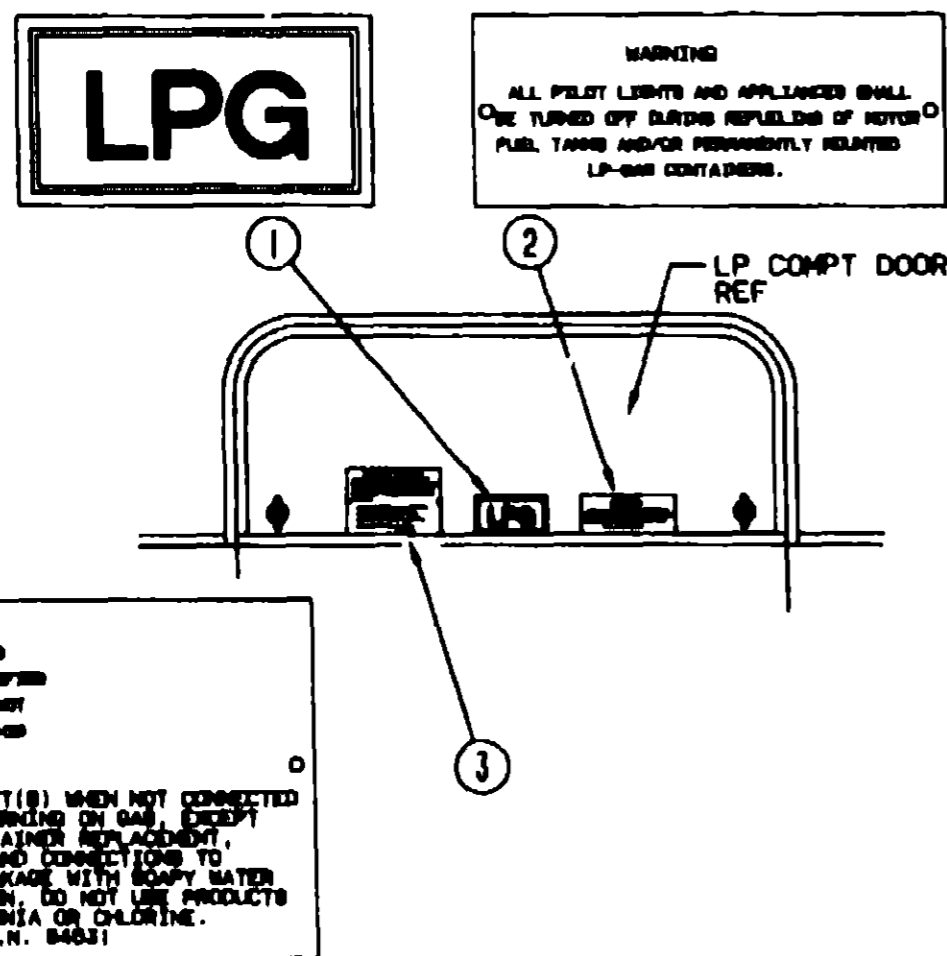
LABELS GROUP (CONTINUED)



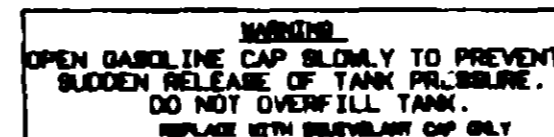
KEY	PART NUMBER	U/M DESCRIPTION
1	079965-01-000	EA LABEL-LPG 80 CAPACITY

**1993 WINNEBAGO
TABLE OF CONTENTS**

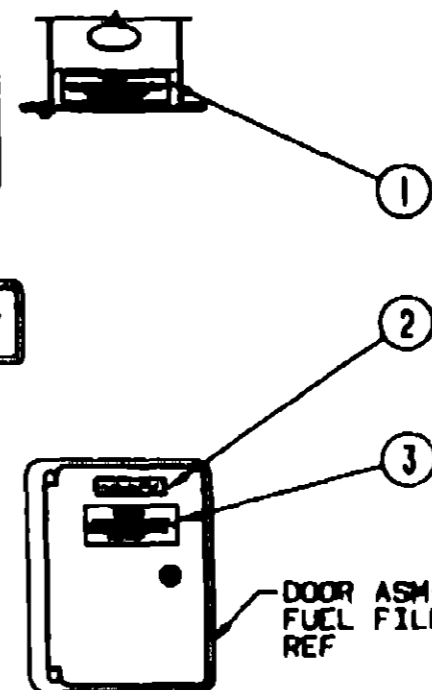

INTRODUCTION	A-01 -	A-02
ABBREVIATIONS		A-03
ALPHABETICAL INDEX	A-04 -	A-06
WCF33RQ	A-07 -	F-10



KEY	PART NUMBER	U/M DESCRIPTION
1	074559-01-000	EA DECAL-LOGO, LPG - RED - (CAL IF CODE)
2	006040-01-000	EA TAG-GAS REFUELING WARNING
2	006040-02 000	EA TAG-GAS REFUEL WARNING, CANADIAN
3	054531-01-000	EA LABEL-LP GAS ONLY
3	023769-01-000	EA LABEL-WARNING, LPG - CANADIAN



UNLEADED FUEL ONLY



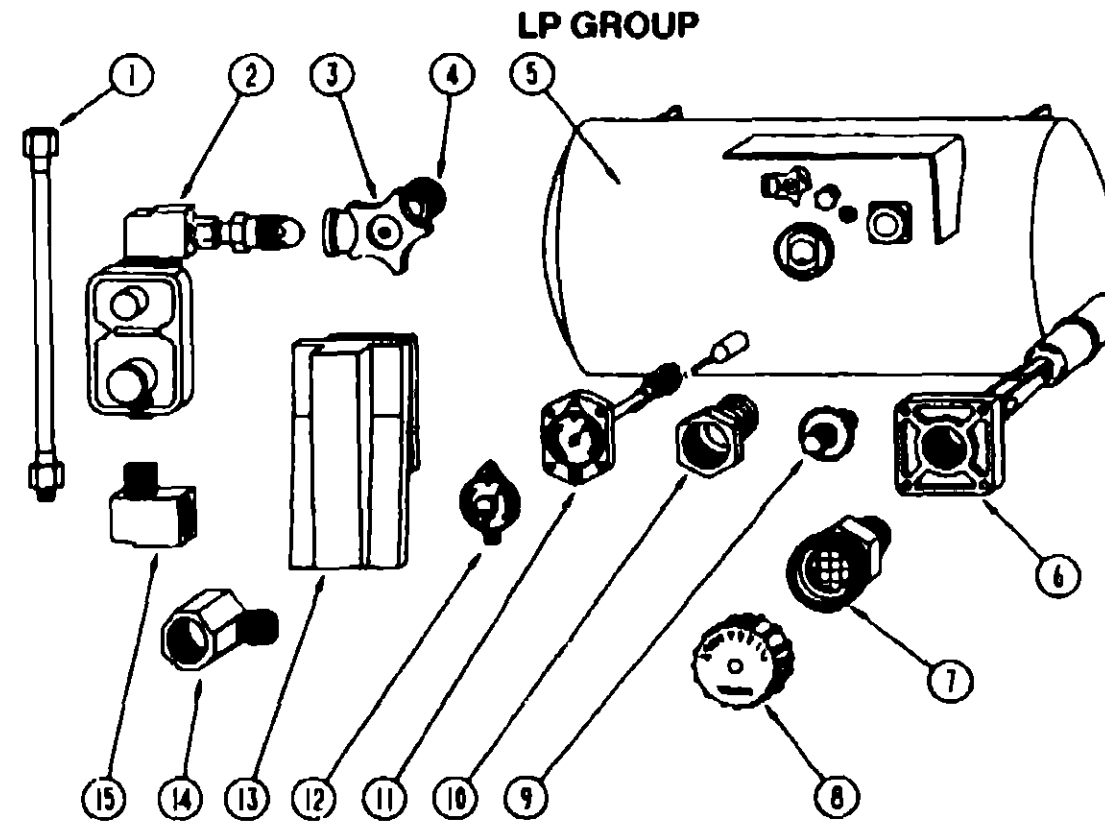
KEY	PART NUMBER	U/M DESCRIPTION
1	087207-05-000	EA LABEL-FUEL CAP REMOVAL
2	062043-01 000	EA LABEL-FUEL, UNLEADED
3	006040-01 000	EA TAG-GAS REFUELING WARNING
3	006040 02 000	EA TAG GAS REFUEL WARNING, CANADIAN

1993 WCF33RQ INDEX

FLOOR PLAN	A-07 -	A-08
ACCESSORIES		A-09
AUDIO VIDEO	A-10 -	A-12
BATH	A-13 -	A-15
BEDROOM	A-16 -	A-18
CHASSIS	A-19 -	B-07
CURTAIN & CUSHION	B-08 -	B-18
DINETTE	B-19 -	B-20
DRIVERS COMPARTMENT	B-21 -	C-02
ELECTRICAL	C-03 -	C-10
EXTERIOR BODY	C-11 -	C-18
GALLEY	C-19 -	C-23
GENERATOR	C-24 -	D-01
HEATING & A/C	D-02 -	D-08
INTERIOR FINISH	D-09 -	D-12
LABELS	D-13 -	D-21
LP		D-22
LOUNGE	D-23 -	E-02
SEALANTS & FASTENERS	E-03 -	E-08
WATER & SEWAGE	E 07 -	E-12
WINDOW, VENT AND		
EXTERIOR DOOR	E-13 -	F-08
WINDSHIELD/WIPER	F-09 -	F-10

LABELS GROUP (CONTINUED)
MISCELLANEOUS LABELS

KEY	PART NUMBER	U/M DESCRIPTION
	093236-01-000	EA LABEL-CIRCUIT BREAKER, MAIN
	093237-01-000	EA LABEL-CIRCUIT BREAKER, FRONT - BATTERY CONDITION/RADIO
	093237-03-000	EA LABEL-CIRCUIT BREAKER, FRONT - POWER SEAT (LIFT)
	093237-06-000	EA LABEL-CIRCUIT BREAKER, FRONT - REAR PANEL
	093237-07-000	EA LABEL-CIRCUIT BREAKER, FRONT - REAR FNL/CONV
	093237-09-000	EA LABEL-CIRCUIT BREAKER, FRONT - INVERTER
	050225-01-000	EA LABEL-WARNING, STOVE VENT - US
	050222-01-000	EA LABEL-STOVE VENT - CANADIAN
	087236-01-000	EA LABEL-CABLE, INPUT
	087236-02-000	EA LABEL-TV, OUTLET
	006031-01-000	EA LABEL-POTABLE WATER ONLY
	061606-01-000	EA LABEL-OVERLAY, VEHICLE CERTIFICATION - ADHESIVE BACKED
	079966-01-000	EA LABEL-WARNING, STOWED, MOTION
	088757-01-000	EA LABEL-RETAIL, 8 5/8" X 12 7/8"
	090342-01-000	EA LABEL-VAPOR RELIEF
	099509-01-000	EA LABEL-AWNING INSTALLATION
	061417-01-000	EA LABEL-FUEL, ON FUEL FILL DOOR
	073998-01-000	EA LABEL-LPG ODOR WARNING
	094675-01-000	EA LABEL-EXTERIOR LIGHT, SERVICE
	086506-01-000	EA LABEL-"COMPARTMENT NOT SEALED"
	050225-01-000	EA LABEL-WARNING, STOVE VENT - US
	006195-01-000	EA LABEL-ELECTRICAL TEST
	006196-01-000	EA LABEL-GAS TEST
	006197-01-000	EA LABEL-WATER TEST
	006064-01-000	EA LABEL-SEAT W/O SEATBELT*NOT INTENDED FOR USE WHILE COACH IN MOTION*
	068383-01-000	EA LABEL-DIESEL FUEL
	074983-01-000	EA LABEL-SWITCH, A/C SELECTOR FOR FRONT OR REAR
	091224-02-000	EA LABEL-TRAILER LIGHTING
	091243-01-000	EA LABEL-A/C COVER, "AIR CONDITIONING CIRCUIT ETC"
	098379-03-000	EA LABEL-ELECTRICAL BOX, FRONT
	098379-04-000	EA LABEL-ELECTRICAL BOX, SIDE
	098641-01-000	EA LABEL-FUEL, UNLEADED DASH
	104678-01-000	EA LABEL-CB PREP
	111104-01-000	EA LABEL-HITCH, READ MANUAL



LP TANK & COMPONENTS

KEY	PART NUMBER	U/M DESCRIPTION
1	045703 01-000	EA HOSE-LP, 3/8" ID X 24" US - 3/8 MPT X 1/2 F SWIVEL
1	045703 02-000	EA HOSE-LP, 3/8" ID X 24" - 3/8" MPT X 1/2" F SWIVEL - CANADA
2	106150 01-000	EA REGULATOR-TWO STAGE
3	040421-01-708	EA HANDWHEEL-VAPOR RELIEF VALVE, BRUNNER G-1015-A
4	040421-01-712	EA VALVE-SERVICE W/O VAPOR RELIEF, 29000853
5	088253 03-000	EA TANK-LP, 100 LB 16" X 36"
6	040421-01-711	EA VALVE - 80% W/FLOAT, PLATE, BOLTS & GASKET - BRUNNER
7	040421-01-701	EA VALVE-SHORT LP FILLER W/YELLOW CAP - BRUNNER 75478
8	040421-01-702	EA CAP-LP FILLER VALVE, PLASTIC - YELLOW - BRUNNER G-1014-A
9	040421-01-700	EA GAUGE-LIQUID LEVEL, 20% LP - BRUNNER G-1013
10	040421-01-713	EA PRESSURE RELIEF VALVE
11	040421-01-707	EA GAUGE-FLOAT W/VISIBLE DIAL - BRUNNER MA-9 6244 4
12	040440-02-000	EA TRANSMITTER-DIAL, 90 OHM
13	105658 01-000	EA COMPARTMENT-LP REGULATOR
13	081938-01-000	EA COVER-COMPARTMENT - LP REGULATOR - BLACK
14	065318-02-000	EA ELBOW - 90 DEGREE, 3/8" MPT TO 3/8" FPT
15	065742 01-000	EA TEE, 3/8" X 3/8" X 25FPT - BRASS
	010323-01-000	EA ADAPTER BRASS-3/8" F X 1/2" MPT
	010285-01-000	EA CROSS, 3/8" F X 3/8" F X 3/8" F X 1/2" FPT - BRASS
	010377-02-000	EA NUT-BRASS, 3/8" FEMALE - FORGED
	010380-02-000	EA NUT-BRASS, 1/2" FEMALE - FORGED
	016188-03-000	EA GROMMET-GAS LINE, FLOOR - 3/8" HOLE X 2 1/8" DIAMETER RUBBER
	081642-01-000	EA TEE, 1/2" MPT X 1/2" FL X 3/8" FL - BRASS
	010497-05-000	EA CLAMP CLOSED, .50" ID
	075148-02-000	EA CLAMP-GROUNDING, BRONZE SCREWS
	008380 01-000	EA GROMMET-RUBBER, 5/8" HOLE X 1 1/2" DIAMETER - BLACK
	010326-01-000	EA ADAPTER-FLARE, W/CONE GASKET 3/8" FEMALE FL X 1/2" MALE F
	065741-01-000	EA GAUGE-DIAPHRAGM PRESSURE - MARSHALLTOWN MFG
	065742 01-000	EA TEE, .38" F X .38" F X 25FPT - BRASS
	071391-02-000	EA NIPPLE-HEX, .25 PIPE
	008042-01-000	FT TUBING-VINYL, 65" ID
	095624-01-000	EA ELBOW-BRASS, 90 1/4FPT X 1/4FPT
	103613-01-000	EA DETECTOR LP GAS
	M01526 38 000	EA LP REGULATOR ASM - 24", US
	040421-01-706	EA DIAL-LP TANK VOLUME, VISIBLE FACE (5-1789)

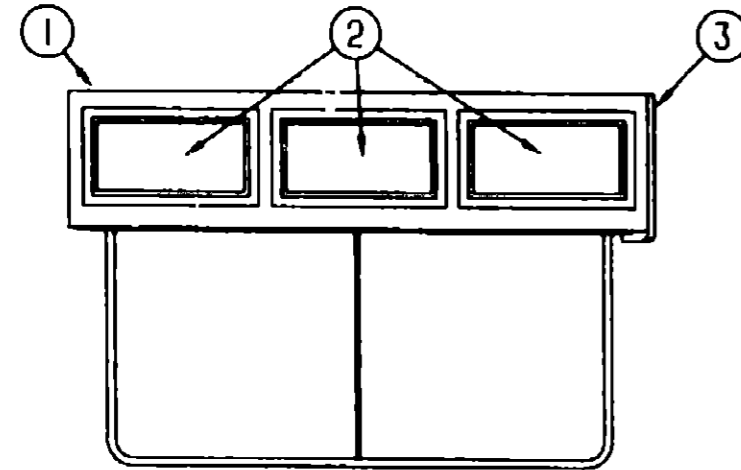
1993 WINNEBAGO
TABLE OF CONTENT'S

INTRODUCTION	A-01	A-02
ABBREVIATIONS		A-03
ALPHABETICAL INDEX	A-04	A-06
WCF33RQ	A-07	F-10

1993 WCF33RQ INDEX

FLOOR PLAN	A-07	A-08
ACCESSORIES		A-09
AUDIO VIDEO	A-10	A-12
BATH	A-13	A-15
BEDROOM	A-16	A-18
CHASSIS	A-19	B-07
CURTAIN & CUSHION	B-08	B-18
DINETTE	B-19	B-20
DRIVERS COMPARTMENT	B-21	C-02
ELECTRICAL	C-03	C-11
EXTERIOR BODY	C-11	C-18
GALLEY	C-19	C-23
GENERATOR	C-24	D-01
HEATING & A/C	D-02	D-08
INTERIOR FINISH	D-09	D-12
LABELS	D-13	D-21
LP		D-22
LOUNGE	D-23	E-02
SEALANTS & FASTENERS	E-03	E-06
WATER & SEWAGE	E-07	E-12
WINDOW, VENT AND		
EXTERIOR DOOR	E-13	F-08
WINDSHIELD/WIPER	F-09	F-10

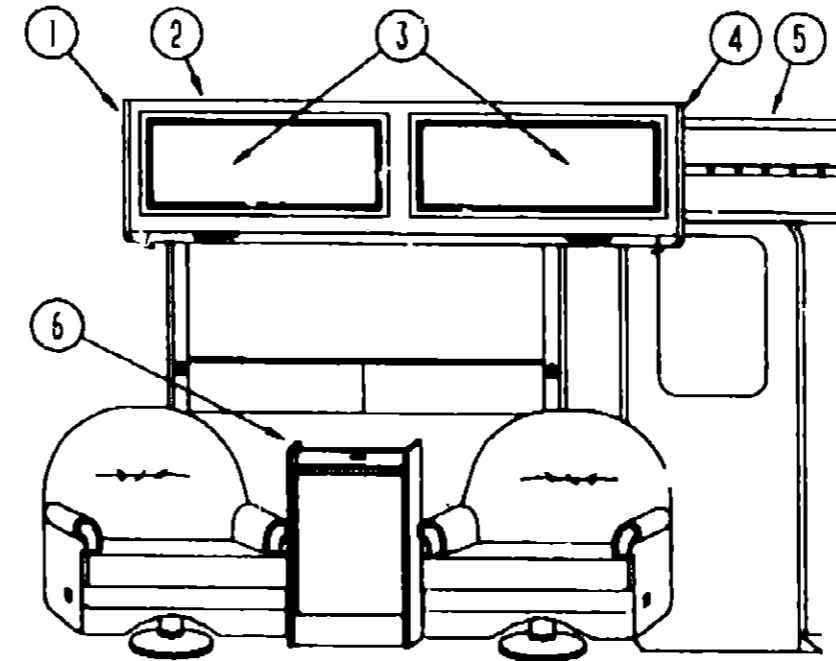
LOUNGE GROUP



DRIVERS SIDE LOUNGE

KEY	PART NUMBER	U/M DESCRIPTION
1	P06524 01-D09	EA CABINET ASM OVERHEAD, FRONT, LEFT
2	P04746-05 D09	EA DOOR ASM. W/DECORATIVE MIRROR INSERT - 15 74" X 20 47"
3	103128 01 C05	EA CAP ASM-END, OVERHEAD
	105947-01-000	EA BRACKET-HOLD DOWN, COUCH - CSA UNITS
	082525 01-000	EA BRACE-COUCH, FLOOR MOUNT - ANGLE 3" LONG - METAL
	083125 05 000	EA BRACE-ANGLE, COUCH - 2 5" - BEIGE

LOUNGE GROUP (CONTINUED)



PASSENGER SIDE LOUNGE

KEY	PART NUMBER	U/M DESCRIPTION
1	103128-02-C05	EA CAP ASM END, OVERHEAD
2	P06483 01-D09	EA CABINET ASM-OVERHEAD, FRONT, RIGHT
3	P04746 03-D09	EA DOOR ASM-W/O HARDWARE - 15 74" X 20 47"
4	103128-01-C05	EA CAP ASM-END, OVERHEAD
5	106484-01-D09	EA CABINET ASM-OVERHEAD, KEY RACK
5	106484-01-D10	EA CABINET ASM OVERHEAD, KEY RACK
5	106484-01-D11	EA CABINET ASM OVERHEAD, KEY RACK
6	M96873-01-C03	EA TABLE ASM PULLOUT

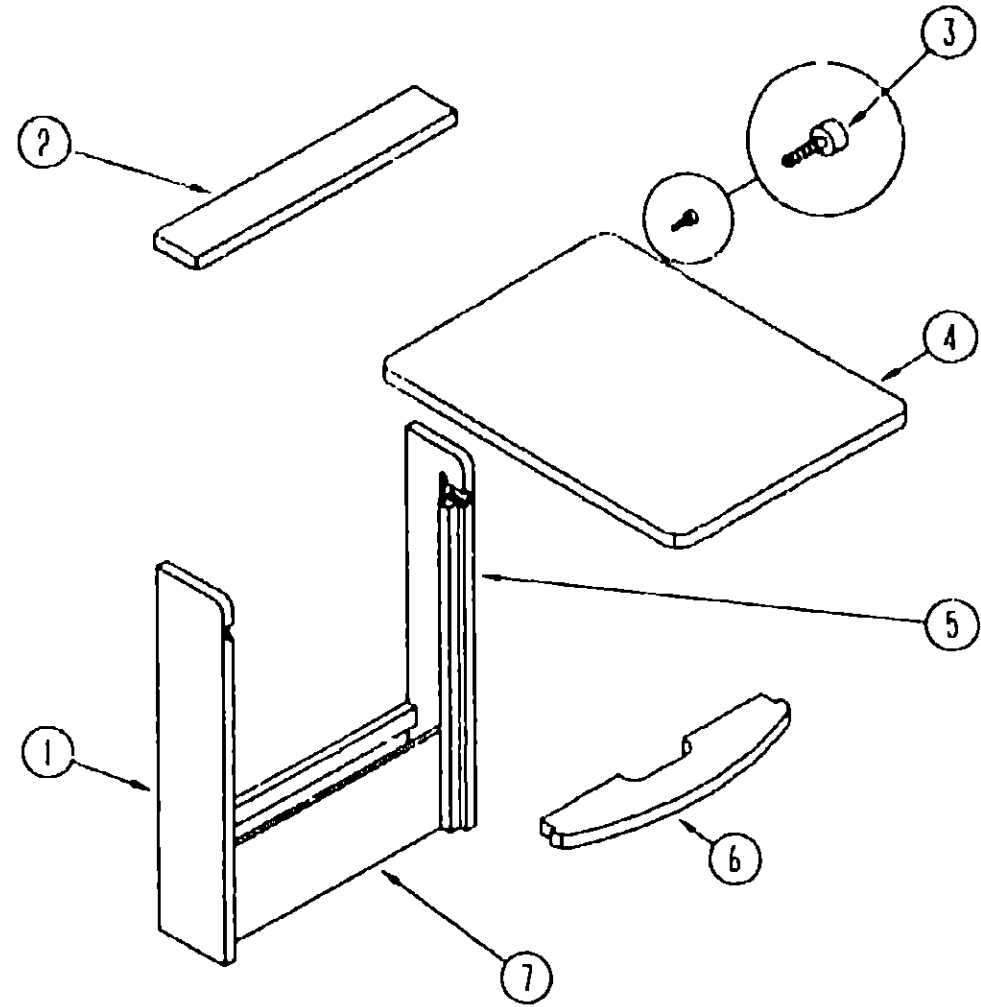
1993 WINNEBAGO TABLE OF CONTENTS

INTRODUCTION	A-01 - A-02
ABBREVIATIONS	A-03
ALPHABETICAL INDEX	A-04 - A-06
WCF33RQ	A-07 - F-10

1993 WCF33RQ INDEX

FLOOR PLAN	A-07 - A-08
ACCESSORIES	A-09
AUDIO VIDEO	A-10 - A-12
BATH	A-13 - A-15
BEDROOM	A-16 - A-18
CHASSIS	A-19 - B-07
CURTAIN & CUSHION	B-08 - B-18
DINETTE	B-19 - B-20
DRIVERS COMPARTMENT	B-21 - C-02
ELECTRICAL	C-03 - C-10
EXTERIOR BODY	C-11 - C-18
GALLEY	C-19 - C-23
GENERATOR	C-24 - D-01
HEATING & A/C	D-02 - D-08
INTERIOR FINISH	D-09 - D-12
LABELS	D-13 - D-21
LP	D-22
LOUNGE	D-23 - F-02
SEALANTS & FASTENERS	E-03 - E-06
WATER & SEWAGE	E-07 - E-12
WINDOW, VENT AND	
EXTERIOR DOOR	E-13 - F-08
WINDSHIELD/WIPER	F-09 - F-10

LOUNGE GROUP (CONTINUED)
PULLOUT TABLE



KEY	PART NUMBER	U/M	DESCRIPTION
	M96873 01-C03	EA	CABINET ASM - TABLE - W/O PULLOUT TOP
1	096873-14 C03	EA	SIDE END - TABLE - 28 7" X 5 7" - LEFT SIDE
2	096873-15-B05	EA	SHELF - SUPPORT - OVER PULL OUT TABLE TOP
3	079921 01 000	EA	NYLON ROLLER W/SHAFT
4	096873-11-B05	EA	PULLOUT TOP
5	096873-13 C03	EA	SIDE END - TABLE - 28 7" X 5 7" - RIGHT SIDE
6	096873-12-B05	FA	SHELF - SUPPORT - UNDER PULL OUT TABLE TOP
7	096873 16-B16	EA	PANEL - TABLE - FRONT BOTTOM - 18 1" X 6 7"
	080736 01-000	EA	PULL - RECESSED - 1 25" X 4" - OAK

1993 WINNEBAGO
TABLE OF CONTENTS

INTRODUCTION	A 01 -	A 02
ABBREVIATIONS		A 03
ALPHABETICAL INDEX	A-04 -	A 06
WCF33RQ	A-07 -	F 10

1993 WCF33RQ INDEX

FLOOR PLAN	A 07 -	A-08
ACCESSORIES		A-09
AUDIO VIDEO	A-10 -	A 12
BATH	A-13 -	A-15
BEDROOM	A-16 -	A-18
CHASSIS	A-19 -	B-07
CURTAIN & CUSHION	B 08 -	B-18
DINETTE	B-19 -	B-20
DRIVERS COMPARTMENT	B-21 -	C 02
ELECTRICAL	C 03 -	C 10
EXTERIOR BODY	C-11 -	C 18
GALLEY	C-19 -	C-23
GENERATOR	C-24 -	D-01
HEATING & A/C	D-02 -	D-08
INTERIOR FINISH	D-09 -	D-12
LABELS	D-13 -	D 21
LP		D-22
LOUNGE	D-23 -	E 02
SEALANTS & FASTENERS	E 03 -	E-06
WATER & SEWAGE	E-07 -	E-12
WINDOW, VENT AND		
EXTERIOR DOOR	E-13 -	F-08
WINDSHIELD/WIPER	F-09 -	F-10

SEALANTS & FASTENERS GROUP
SEALANTS & ADHESIVE

SEALANTS & FASTENERS GROUP (CONTINUED)
BOLTS, NUTS & WASHERS (CONTINUED)

1993 WINNEBAGO
TABLE OF CONTENTS

INTRODUCTION	A 01	A 02
ABBREVIATIONS		A-03
ALPHABETICAL INDEX	A-04	A-06
WCF33RQ	A-07	F-10

KEY	PART NUMBER	U/M DESCRIPTION
	002707-02 000	FT TAPE-SEALER, 5/16" X 1/2" - INCREMENTS OF 50 FT
	004363 01-000	FT TAPE ADHESIVE FOAM, 1 SIDE - 3/16" X 1/2" X 50 - GRAY
	076314-02 000	FT TAPE-CARPET SEAM, HEAT BOND - 4" WIDE
	076322 01-000	FT TAPE FOAM, DOUBLE COATED ADHESIVE BACKED - 75" X 216"
	076322 02-000	FT TAPE-FOAM, DOUBLE COATED ADHESIVE BACKED - 1" X 108"
	076322 05-000	FT TAPE FOAM, DOUBLE COATED - 075" X 1 5" X 108"
	029094 04-000	YD VULCRO TAPE LOOP, 1" WIDE - BLACK
	079096 03 000	YD VULCRO TAPE HOOK, 1" WIDE - BLACK
	034552 02-000	EA SILICONE-TUBE 300 ML - CLEAR - W/O NOZZLE
	034552-06 000	EA SILICONE-TUBE, 300 ML - OFF WHITE - W/O NOZZLE
	900390 01 000	EA TIP - 2 1/2" X 1/8" ORIFICE, ELLSWORTH#TS216
	900390 03 000	FA NOZZLES-SILICONE TUBE, CSL# D10
	053766 02 000	EA BEDDING COMPOUND TUBE, WHITE SCHNEE# 5522
	053766 06 000	EA BEDDING COMPOUND TUBE, CLEAR
	053766 08 000	EA BEDDING COMPOUND TUBE, GRAY SCHNEE# 5522
	062917 03 000	EA ADHESIVE-LOCTITE 242 - LOCTITE 242, SIDE 41
	087211-01-000	GI PROMOTER-ADHESIVE
	069640 01-000	FT SEALER RIBBON, 1/4" DIAMETER - INCREMENTS OF 30'
	069640 02 000	FT SEALER RIBBON, 1/2" X 1/8" - INCREMENTS OF 30' OR 60'
	069640 03 000	FT SEALER RIBBON, 3/4" X 1/8" INCREMENTS OF 60'
	069640 07-000	FT SEALER RIBBON, 2" X 3/32" - INCREMENTS OF 30' OR 45'
	069640 09 000	FT SEALER RIBBON, 1/32" X 2 1/2" - INCREMENTS OF 80'
	069640-11 000	FT SEALER TAPE, 3/16" X 3/8", BLACK - MANUS
	069640 12 000	FT SEALER TAPE, 1/8" X 1 5" GRAY - MANUS - INCREMENTS OF 30'
		FROM 00-00 00 THRU 09 21 92
	069640-14 000	FT SEALER TAPE, 1/16" X 1" GRAY - MANUS
		FROM 09 22-92 THRU 99 99 99
	069640-13-000	FT SEALER TAPE, 3/32" X 2" BLACK - MANUS
		FROM 09 08-92 THRU 99 99 99
	072889 01 000	EA SEALANT-URETHANE, BLACK - 1/10 - ESSEX 552 2
	102352 01 000	EA SEALER PUMPA&LE, BLACK - COLORIMETRIC MS101

BOLTS, NUTS & WASHERS

KEY	PART NUMBER	U/M DESCRIPTION
	000D39 06 00B	EA NUT-HEX, SER FLG LK 3/8-16 ZN
	000D39 08 00B	EA NUT-HEX, SER FLG LK - 1/2-13 ZN
	000D44 07-00B	EA NUT-HEX, SER FLG LK - 7/16-20 ZN
	044364 02 000	EA NUT-SPEED, FLAT - ROUND
	040921-04-000	EA NUT-SPEED, U TYPE - NO 8 - 59" LENGTH X 44" WIDTH
	005081 01-000	EA NUT-SPEED, C TYPE - NO 8 SCREW
	104369 01-000	EA NUT HEX,HEAVY, 5/8-11 UNC - SPARE TIRE INSTL
	063753 07-000	CA NUT-J, #8A .120- 130 PNL THK
	000E11 08 00B	FA WASHER LK - 1/2 MED SPLIT ZN
	000E13-11-00B	EA WASHER FL, 3/16" WIDE - ZN
	000E13 14 00B	EA WASHER FL, 1/4" WIDE ZN
	000E13 20-00B	EA WASHER FL, 7/16" WIDE - ZN
	000E13 21-00B	EA WASHER-FL - W/2 NAR ZN
	000E14-10-00B	EA WASHER LK - NO 10 EXT TOOTH - ZN
	044533-01 000	EA WASHER PLASTIC, 1 3/8"OD - FOR BUTTONS
	106649 01-000	EA WASHER SEALING GALVANIZED - 5/8 ID

SCREWS

KEY	PART NUMBER	U/M DESCRIPTION
	000G11-06-10J	EA SCREW, 6-20 X 5/8 PPH - BRASS
	000G11 06-10B	EA SCREW, 6-20 X 5/8 PPH ZN
	000G11 07-08B	EA SCREW 7-19 X 1/2 PPH - ZN
	000G11-08-12D	EA SCREW, 8 18 X 3/4 PPH - BLACK
	000G11-08 12B	EA SCREW, 8-18 X 3/4 PPH ZN
	000G11-08-08B	EA SCREW, 8-18 X 1/2 PPH - ZN
	000G11-08-12X	EA SCREW, 8 18 X 3/4 PPH - GRAY
	000G11-08-12T	EA SCREW, 8 18 X 3/4 PPH - BLACK
	000G11-08-12S	EA SCREW, 8-18 X 3/4 PPH - OFF WHITE
	000G11-08-12P	EA SCREW, 8 18 X 75 PPH - DARK BROWN
	000G11-10 40B	EA SCREW - 10 - 16 X 2 1/2 PPH CAD - 34927-01 000
	000G11-10-24P	EA SCREW, 10-16 X 1 1/2 PPH - DARK BROWN
	000G11-10 12D	EA SCREW, 10-16 X 3/4 PPH - BLACK
	000G12 08-16S	EA SCREW, 8-18 X 1 00 PPH - OFF WHITE
	000G13-06-08G	EA SCREW, 6 20 X 1/2 PPH - ANTIQUE BRASS
	000G13-06-08B	EA SCREW, 6-20 X 1/2 PPH ZN
	000G13-06-06B	EA SCREW, 6-20 X 3/8 PPH ZN
	000G13-06-16R	EA SCREW, 6-20 X 1 PPH - BEIGE
	000G13-06-16J	EA SCREW, 6-20 X 1 00 PPH - BRASS
	000G13 07-12B	EA SCREW, 7-19 X 3/4 PPH ZN
	000G13-08-16B	EA SCREW, 8-18 X 1 PPH - ZN
	000G18-08-22B	EA SCREW MACHINE, 8-32 X 1 3/8 PPH ZN
	000G19-10-20B	EA SCREW-MACHINE, 10-32 X 1 1/14 PPH ZINC
	000G19-10-12B	EA SCREW-MACHINE, 10-32 TPI X 75
	000G19-10-08B	EA SCREW-MACHINE, 10-32 X 1/2 PPH ZN
	000G32-10-06B	EA SCREW - 10-32 X 3/8" - PPH - ZINC
	000G39-06-16T	EA SCREW-SF/DR, 6-20 X 1 PPH - BLACK
	000G39-06-10T	EA SCREW-SF/DR, 6-20 X 5/8 PPH - BLACK
	000G39-08-08B	EA SCREW-SF/DR, 8-18 X 1/2 PPH ZN
	000G39-08-16T	EA SCREW-SF/DR, 8-18 X 1 PPH - BLACK
	000G39-08-16R	EA SCREW SF/DR, 8-18 X 1 PPH ZN
	000G39-08-12T	EA SCREW-SF/DR, 8-18 X 3/4 PPH - BLACK
	000G39-08-12B	EA SCREW-SF/DR, 8 18 X 3/4 PPH ZN
	000G39-08-08X	EA SCREW-SF/DR, 8-18 X 1/2 PPH - GRAY
	000G39-08-08T	EA SCREW-SF/DR - 8-18 X 50 PPH - BLACK
	000G39-08-08S	EA SCREW-SF/DR 8-18 X 1/2 PPH - OFF WHITE
	000G39-08-08R	EA SCREW-SF/DR, 8 18 X 1/2 PPH - BEIGE
	000G39-08-32B	EA SCREW-SF/DR 8-18 X 2 PPH - ZINC
	000G39-08 24R	EA SCREW SF/DR, 8-18 X 1 1/2 PPH - BEIGE
	000G39-08-24B	EA SCREW-SF/DR, 8-18 X 1 1/2 PPH ZN

1993 WCF33RQ INDEX

FLOOR PLAN	A-07	A-08
ACCESSORIES		A-09
AUDIO VIDEO	A-10	A-12
BATH	A-13	A-15
BEDROOM	A-16	A-18
CHASSIS	A-19	B-07
CURTAIN & CUSHION	B-08	B-18
DINETTE	B-19	B-20
DRIVERS COMPARTMENT	B-21	C-02
ELECTRICAL	C-03	C-10
EXTERIOR BODY	C-11	C-18
GALLEY	C-19	C-23
GENERATOR	C 24	D-01
HEATING & A/C	D-02	D-08
INTERIOR FINISH	D 09	D-12
LABELS	D-13	D-21
LP		D-22
LOUNGE	D-23	E-02
SEALANTS & FASTENERS	E-03	E-06
WATER & SEWAGE	E-07	E-12
WINDOW VENT AND		
EXTERIOR DOOR	E-13	F-08
WINDSHIELD/WIPER	F-09	F-10

SEALANTS & FASTENERS GROUP (CONTINUED)

SCREWS (CONTINUED)

KEY	PART NUMBER	U/M DESCRIPTION
	000G39-10-12D	EA SCREW-SF/DR, 10-16 X 3/4 PPH - BLACK
	000G39-10-20B	EA SCREW-SF/DR, 10-16 X 1 1/4 PPH ZN
	000G39-10-129	EA SCREW-SF/DR, 10-16 X 3/4 PPH - FLUOROCARBON SILVER
	000G39-10-12P	EA SCREW-SF/DR, 10-16 X 3/4 PPH - BEIGE
	000G43-06-24B	EA SCREW-MACHINE, 6-32" X 1 1/2" ZN
	000G46-08-24T	EA SCREW-MACHINE, 8-32-1.50 IN PFH - BLACK
	000G50-04-12B	EA SCREW-MACHINE, 1/4-20 X 3/4 PPH ZN
	000G53-04-06B	EA SCREW-MACHINE, 1/4-20 X 3/8 PPH ZN - UNDERCUT HEAD
	000G54-04-20R	EA SCREW, 1/4-20 X 1 1/4 PTH - TYPE 23 - ZINC PLATED
	000G67-10-10D	EA SCREW, 10-12 X 5/8 PPH - BLACK - TYPE A
	000G67-10-10B	EA SCREW, 10-12 X 5/8 PPH ZN - TYPE A
	000G67-10-08H	EA SCREW, 10-12 X 1/2 PPH - BEIGE - TYPE A
	000G67-10-08B	EA SCREW, 10-12 X 1/2 PPH ZN
	000G67-10-48B	EA SCREW - 10-12 X 3 PPH ZN
		FROM: 00-00-00 THRU: 03-10-93
	000G67-10-36T	EA SCREW - 10-12 X 2.25PPH BLACK STALGAURD
		FROM: 12-15-92 THRU: 99-99-99
	000G67-10-24B	EA SCREW, 10-12 X 1 1/2 PPH - ZN
	000G67-10-20D	EA SCREW, 10-12 X 1 1/4 PPH - BLACK
	000G67-10-16P	EA SCREW, 10-12 X 1 PPH - DARK BROWN
	000G67-10-16B	EA SCREW, 10-12 X 1 PPH - ZN
	000G67-10-12D	EA SCREW, 10-12 X .75" PPH - TAN
	000G67-10-12P	EA SCREW, 10-12 X .75" - PPH - DARK BROWN
	000G67-10-12B	EA SCREW, 10-12 X 3/4" PPH - ZN
	000G67-10-10R	EA SCREW, 10-12 X 5/8 PPH - TYPE A - BEIGE
	000G68-06-10G	EA SCREW, 6-18 X 5/8 POH - ANTIQUE BRASS
	000G68-10-36T	EA SCREW - 10-12 X 2.25 POH BLACK
		FROM: 00-00-00 THRU: 12-14-92
	000G11-08-08B	EA SCREW, 8-18 X 1/2 PPH ZN
	000G11-08-12B	EA SCREW, 8-18 X 3/4 PPH ZN
	000G11-08-12R	EA SCREW, 8-18 X 3/4 PPH - BEIGE
	000G11-08-12D	EA SCREW, 8-18 X 3/4 PPH - BLACK
	000G11-08-16R	EA SCREW, 8-18 X 1.00 PPH - BEIGE
	000G67-10-32B	EA SCREW, NO. 10 - 12 X 2 PPH ZN
	000G55-08-12W	EA SCREW, SF/DR - 8-18 X .75 PWH
	000G67-10-12R	EA SCREW - 10-12 X .75 PPH BEIGE
	000G67-10-12D	EA SCREW - 10-12 X .75 PPH TAN
	049465-03-000	EA SCREW - 10-16 X 1 POH W/WASHER
	000G11-10-12S	EA SCREW - 10-16 X .75 PPH OFF WHITE
	000G54-04-20B	EA SCREW - 1/4-20 X 1 1/4 PTH TYP 23
	000G57-05-16J	EA SCREW - 5-20 X 1 PFH BRASS
	000G12-06-08T	EA SCREW - 6-20 X .50 POH - BLACK
	000G13-06-16J	EA SCREW - 6-20 X 1.00 PFH BRASS
	000G11-08-12P	EA SCREW - 8-18 X .75 DARK BROWN
	085318-01-000	EA SCREW - 8-088 X 1/2, CRIMPTITE HD
	000G67-08-32B	EA SCREW - 8-15 X 2 PPH ZN
	000G12-08-16S	EA SCREW - 8-18 X 1" POH - OFF WHITE
	000G11-08-16S	EA SCREW - 8-18 X 1.00 PPH OFF WHITE
	009439-07-000	EA SCREW - 8-32 X 1 1/4 POH, BLACK
	087721-01-000	EA SCREW-FLAT HEAD, TAPPING - 1/4" X 1 1/4" LG ZN
	075908-01-000	EA SCREW-MACHINE, 10-32 X .56 PTH - ZINC EXTERNAL TOOTH
	049465-01-000	EA SCREW, 10-16 W/WASHER PTH - DARK BROWN
	049465-05-000	EA SCREW - 10-16 X 1 PTH W/WASHER - GRAY

SEALANTS & FASTENERS GROUP (CONTINUED)

CLAMPS

KEY	PART NUMBER	U/M DESCRIPTION
	007161-01-000	EA CLAMP-HOSE, SPRING TYPE - 1/2"
	010495-01-000	EA CLAMP-CABLE, 9/16"
	010497-01-000	EA CLAMP-CLOSED, 5/8" ID
	010497-05-000	EA CLAMP-CLOSED, 1/2" ID
	010499-01-000	EA CLAMP-CLOSED, 3/8" ID
	062401-01-000	EA CLAMP-HOSE, WORMGEAR .25" - 1"
	062401-02-000	EA CLAMP-HOSE, WORMGEAR, 1.56" - 2.5"
	062401-04-000	EA CLAMP-HOSE, WORMGEAR .69" - 1.25"
	062401-06-000	EA CLAMP-HOSE, WORMGEAR .22" - .62"
	062401-08-000	EA CLAMP-HOSE, WORMGEAR 4.06" - 5.0"
	062401-09-000	EA CLAMP-HOSE, WORMGEAR 2.8" - 3.75"
	075148-02-000	EA CLAMP-GROUNDING, BRONZE SCREWS
	083609-01-000	EA CLAMP-WIRE, DUAL EQUAL - 5/8" DIAMETER
	083610-01-000	EA CLAMP-WIRE, DUAL - UNEQUAL DIAMETERS - .75" & 1.25"

RIVETS, GROMMETS & MISCELLANEOUS

KEY	PART NUMBER	U/M DESCRIPTION
	000H16-04-06R	EA RIVET-POP, AL 1/8 X .313 - .375
	041930-02-000	EA RIVET-POP-AL 1/8 X .188 - .250 - O/W DOME
	069592-02-000	EA RIVET-T, (POP) - 1/4 X .093 - .156
		FROM: 10-02-92 THRU: 99-99-99
	016188-03-000	EA GROMMET-LP LINE, 3/8" HOLE X 2 1/2" LONG - RUBBER
	016188-05-000	EA GROMMET-LP LINE, 3/8" HOLE X 1 1/4" LONG - RUBBER
		FROM: 08-26-92 THRU: 99-99-99
	023942-01-000	EA GROMMET-RUBBER, 2" OD
	071015-35-000	EA GROMMET-1.25 ID.FITS .187MAT MINOR Z-710
		FROM: 00-00-00 THRU: 01-23-93
	077953-01-000	EA GROMMET-EDGE LINER, FITS 1"
	099637-01-000	EA GROMMET-RUBBER, .37" X .94" DIAMETER - BLACK
	034141-02-000	EA PLUG-HOLE, 3/8 - NYLON - BLACK
	056134-02-000	EA HOLDER-RING, 1.8" DIAMETER - METAL
	077955-01-000	EA CLIP-J, VINYL COATED, 3/8"
	080734-02-000	EA CLIP-WIRE, NYLON
		FROM: 00-00-00 THRU: 06-14-92
	085774-01-000	FT FASTENER-DUAL HOOK, 1" WIDE - ADHESIVE BACK - BLACK
	085774-02-000	FT FASTENER-DUAL LOOP, 1" WIDE - ADHESIVE BACK - BLACK
	086285-01-000	EA SPACER-NYLON, .5" OD X .257" ID

**1993 WINNEBAGO
TABLE OF CONTENTS**

INTRODUCTION	A-01	A-02
ABBREVIATIONS		A-03
ALPHABETICAL INDEX	A-04	A-06
WCF33RQ	A-07	F-10

1993 WCF33RQ INDEX

FLOOR PLAN	A-07	A-08
ACCESSORIES		A-09
AUDIO VIDEO	A-10	A-12
BATH	A-13	A-15
BEDROOM	A-16	A-18
CHASSIS	A-19	B-07
CURTAIN & CUSHION	B-08	B-18
DINETTE	B-19	B-20
DRIVERS COMPARTMENT	B-21	C-02
ELECTRICAL	C-03	C-10
EXTERIOR BODY	C-11	C-18
GALLEY	C-19	C-23
GENERATOR	C-24	D-01
HEATING & A/C	D-02	D-08
INTERIOR FINISH	D-09	D-12
LABELS	D-13	D-21
LP		D-22
LOUNGE	D-23	E-02
SEALANTS & FASTENERS	E-03	E-06
WATER & SEWAGE	E-07	E-12
WINDOW, VENT AND		
EXTERIOR DOOR	E-13	F-08
WINDSHIELD/WIPER	F-09	F-10

WATER & SEWAGE GROUP
WATER HEATER W/ELECTRIC IGNITION

KEY	PART NUMBER	U/M	DESCRIPTION
	051391-03-000	EA	HEATER-WATER, W/ELECTRIC IGNITION - ATWOOD G6A-3E
	051391-01-700	EA	HINGE KIT-W/CLIP, ATWOOD # 92568 & 92559
	051391-01-704	EA	VALVE-RELIEF, 1/2" FITTING - ATWOOD# 91604
	051391-01-705	EA	FASTENER-CAMLOC, ATWOOD# 92609
	051391-01-706	EA	GRILLE-EXHAUST, ATWOOD# 92787
	051391-01-708	EA	BURNER-MAIN, 3E ONLY - ATWOOD# 92615
	051391-01-710	EA	ORIFICE-MAIN BURNER, ATWOOD# 92742
	051391-01-715	EA	DRAIN PLUG, ATWOOD# 91561
	051391-04-700	EA	TANK-INNER (G6A-3E), FRONT MOUNT - ATWOOD# 91608
	051391-04-701	EA	THERMOSTAT 12 VDC-120 PRESET, ATWOOD# 91470 FRONT MOUNT ONLY
	051391-04-706	EA	TANK-INNER, G6A-4E & 6E - FRONT MOUNT - ATWOOD# 91641
	097967-01-000	EA	SWITCH-WATER HEATER, REMOTE W/LIGHT - ATWOOD 91959
	051393-01-702	EA	SWITCH-ENERGY CUT-OFF, ATWOOD# 91951
	051393-01-703	EA	THERMOSTAT-REAR MOUNT, ATWOOD# 91952
	051393-01-704	EA	CIRCUIT BOARD-W/BLACK BOX, ATWOOD# 91420
	051393-01-705	EA	ORIFICE HOLDER-ATWOOD# 91925
	051393-01-716	EA	SPARK & PROBE ASM, ATWOOD# 91606
	051393-01-718	EA	VALVE-DUAL SOLENOID, ATWOOD# 91605
	051393-01-721	EA	ECO & THERMOSTAT ASM FRONT MOUNT, 140 DEGREE - ATWOOD# 91447
	051393-03-700	EA	TANK INNER (G6A-3E), REAR MOUNT - ATWOOD# 91409

WATER & SEWAGE GROUP (CONTINUED)
WATER HEATER W/MOTOR AID

KEY	PART NUMBER	U/M	DESCRIPTION
	051393-01-000	EA	WATER HEATER-W/MOTOR AID, PILOTLESS IGNITION ATWOOD GH6-3E, GH6-4E OR GH6-6E
	051391-01-700	EA	HINGE KIT-W/CLIP, ATWOOD # 92568 & 92559
	051391-01-704	EA	VALVE-RELIEF, 1/2" FITTING - ATWOOD# 91604
	051391-01-705	EA	FASTENER-CAMLOC, ATWOOD# 92609
	051391-01-708	EA	GRILLE-EXHAUST, ATWOOD# 92787
	051391-01-708	EA	BURNER-MAIN, 3E ONLY - ATWOOD# 92615
	051391-01-710	EA	ORIFICE-MAIN BURNER, ATWOOD# 92742
	051391-01-714	EA	ELBOW 45 DEGREE, 3/8" X 3/8" MPT - ATWOOD 91044
	051391-01-715	EA	DRAIN PLUG, ATWOOD# 91561
	051391-04-701	EA	THERMOSTAT 12 VDC-120 PRESET, ATWOOD# 91470 FRONT MOUNT ONLY
	051391-04-704	EA	TANK-INNER, FRONT MOUNT - GH6 4E & 6E - ATWOOD 91642
	051393-01-700	EA	TANK-INNER, 3E FRONT MOUNT - ATWOOD# 91023
	097967-01-000	EA	SWITCH-WATER HEATER, REMOTE W/LIGHT - ATWOOD 91959
	051393-01-702	EA	SWITCH-ENERGY CUT-OFF, ATWOOD# 91951
	051393-01-703	EA	THERMOSTAT-REAR MOUNT, ATWOOD# 91952
	051393-01-704	EA	CIRCUIT BOARD-W/BLACK BOX, ATWOOD# 91420
	051393-01-705	EA	ORIFICE HOLDER-ATWOOD# 91925
	051393-01-714	EA	TANK-INNER (GH6-3E), REAR MOUNT - ATWOOD# 91408
	051393-01-716	EA	SPARK & PROBE ASM, ATWOOD# 91606
	051393-01-718	EA	VALVE-DUAL SOLENOID, ATWOOD# 91605
	051393-01-721	EA	ECO & THERMOSTAT ASM FRONT MOUNT, 140 DEGREE - ATWOOD# 91447
	010227-01-000	EA	TEE PLAS, BARB 5/8" OR 3/4" HOSE
	110438-01-000	EA	VALVE-CHECK, BRASS - G784

FROM: 11-22-92 THRU 99-99-99

1993 WINNEBAGO
TABLE OF CONTENTS

INTRODUCTION	A 01 -	A 02
ABBREVIATIONS		A-03
ALPHABETICAL INDEX	A-04 -	A-06
WCF33RQ	A-07 -	F-10

1993 WCF33RQ INDEX

FLOOR PLAN	A-07 -	A-08
ACCESSORIES		A-09
AUDIO VIDEO	A-10 -	A-12
BATH	A-13 -	A-15
BEDROOM	A-16 -	A-18
CHASSIS	A-19 -	B-07
CURTAIN & CUSHION	B-08 -	B-18
DINETTE	B-19 -	B-20
DRIVERS COMPARTMENT	B-21 -	C-02
ELECTRICAL	C-03 -	C-10
EXTERIOR BODY	C-11 -	C-18
GALLEY	C-19 -	C-23
GENERATOR	C-24 -	D-01
HEATING & A/C	D-02 -	D-08
INTERIOR FINISH	D-09 -	D-12
LABELS	D-13 -	D-21
LP		D-22
LOUNGE	D-23 -	E-02
SEALANTS & FASTENERS	E-03 -	E-06
WATER & SEWAGE	E-07 -	E-12
WINDOW, VENT AND		
EXTERIOR DOOR	E-13 -	F-08
WINDSHIELD/WIPER	F-09 -	F-10

WATER & SEWAGE GROUP (CONTINUED)**WATER PUMP**

KEY	PART NUMBER	U/M DESCRIPTION
	098607-01-000	EA PUMP WATER, W/5" MPT FITTING - FLOW 2.8 GPM - UL
	098607-01-700	EA PUMP HEAD-REPLACEMENT, SHURFLOW 94-236-08
	098607-01-701	EA DRIVE ASM, SHURFLOW 94-234-03
	098607-01-702	EA DIAPHRAGM-KIT, SHURFLOW 94-233-10
	098607-01-703	EA VALVE ASM, SHURFLOW 94-232-00
	098607-01-706	EA SWITCH ASM COMPLETE, SHURFLOW 94-230-00
	098607-01-705	EA CHECK VALVE-KIT, SHURFLOW 94-237-00
	098607-01-707	EA MOTOR/BASEPLATE REPLACEMENT, SHURFLOW 94-234-03

WATER HEATER BYPASS

KEY	PART NUMBER	U/M DESCRIPTION
	099729-01-000	EA BYPASS KIT-WATER HEATER, COMPLETE W/VALVE & TUBING
	099729-01-700	EA VALVE ONLY CHECK PLASTIC
	099729-02-000	EA BYPASS KIT-WATER HEATER (CANADIAN)
	099729-02-700	EA VALVE ONLY CHECK BRASS (CANADIAN)

WATER TANK

KEY	PART NUMBER	U/M DESCRIPTION
	077589-06-000	EA TANK ASM WATER 46 GAL - W/FITTINGS (TWIN BED)
	077589-01-000	EA TANK-WATER BASE, 46 GAL - W/O FITTINGS (TWIN BED)
	076625-10-000	EA TANK ASM-WATER 54 GAL - W/FITTINGS (QUEEN BED)
	076625-01-000	EA TANK-WATER BASE, 54 GAL - W/O FITTINGS (QUEEN BED)
	039861-01-000	EA SENDING UNIT-W/SCREW, WASHER, WELL NUT & TERMINAL RING
	010224-01-000	EA ADAPTER-HOSE TO PIPE, 3/8" MPT X 3/8" BARB - PLASTIC BLACK
	042989-03-000	EA FITTING-WATER TANK, SPINWELD - 1 1/4" NPT - PLASTIC - WHITE
	042989-04-000	EA FITTING-WATER TANK, SPINWELD - 3/8" FPT - PLASTIC - WHITE
	042989-05-000	EA FITTING-WATER TANK, SPINWELD - 1/2" FPT - PLASTIC - WHITE
	044927-01-000	EA ADAPTER-HOSE TO PIPE, 1 1/4" MPT X 1 1/4" BARB BLACK PLASTIC
	049032-01-000	EA PATCH SPINWELD, 3/8" - PLASTIC
	052955-01-000	EA TEE - 1/2" F X 1/2" F X 1/2" MPT - PLASTIC
	074462-02-000	FT TUBING-VINYL, 3/8" ID - CLEAR - INCREMENTS OF 20'
	077954-02-000	EA FILTER WATER TANK, SCREEN IN TANK
	079381-01-000	FT TUBING-SMOOTH FLEXIBLE, 1 1/4" ID - INCREMENTS OF 20'
	096449-01-000	EA WIRE ASSEMBLY-WATER TANK TO MONITOR PANEL

EXTERIOR SHOWER KIT

KEY	PART NUMBER	U/M DESCRIPTION
	046128-01-000	EA VALVE-DRAIN, PLASTIC - 1/2" FPT
	052959-02-000	EA CONNECTOR, 1/2" F X 1/2" MPT - PLASTIC - GRAY
	057457-01-000	EA ELBOW-UNION, 1/2" X 1/2" FLARE
	065120-01-000	EA ELBOW-SWIVEL, 1/2" FPT X 1/2" FLARE - PLASTIC - GRAY
	052957-02-000	EA ELBOW-MALE, 1/2" F X 1/2" MPT - PLASTIC - GRAY
	103173-02-01A	EA KIT-SHOWER, EXTERIOR - OFF WHITE WITH EXTERIOR DOOR, FAUCET, HEAD & HOSE
	103173-03-700	EA DISH ONLY (COLONIAL WHITE)
	103173-03-701	EA DOOR ONLY (COLONIAL WHITE)
	103173-03-702	EA PIN HINGE
	103173-03-703	EA SPRING-HINGE PIN
	103173-03-704	EA LOCK ASSY W/CLIP & KEY
	103173-03-705	EA LABEL
	103173-03-706	EA SHOWER HEAD, HOSE, BRACKET
	103173-03-707	EA FAUCET-SHOWER W/ADAPT
	103173-03-708	EA STEM & BONNET (SETS)

WATER & SEWAGE GROUP (CONTINUED)**WATER SYSTEM**

KEY	PART NUMBER	U/M DESCRIPTION
	103259-01-000	EA BRACKET-BYPASS, WATER HEATER
	036522-02-000	EA CAP-BRASS, 1/2" FLARE
	039800-01-000	FT TUBING-POLYBUTYL, 1/2" OD - INCREMENTS OF 20' - BLACK
	039800-02-000	FT TUBING-POLYBUTYL, 5/8" OD - INCREMENTS OF 20' - BLACK
	052952-01-000	EA NUT-PLASTIC, 1/2" F X 1/2" TUBE - GRAY
	052952-02-000	EA NUT-PLASTIC, 5/8" FLARE
	052955-01-000	EA TEE-WATER, 1/2" F X 1/2" F X 1/2" MPT - PLASTIC - GRAY
	052955-03-000	EA TEE - 5/8" F X 5/8" F X 1/2" MPT - PLASTIC
	052957-02-000	EA ELBOW-MALE, 1/2" F X 1/2" MPT - PLASTIC - GRAY
	052958-01-000	EA TEE, 1/2" F X 1/2" F X 1/2" F - PLASTIC - GRAY
	052959-02-000	EA CONNECTOR, 1/2" F X 1/2" MPT - PLASTIC - GRAY
	052960-01-000	EA DRAIN VALVE-IN LINE, HEADER - 1/2" F X 1/2" F - GRAY PLASTIC
	052960-03-000	EA DRAIN VALVE-IN LINE, HEADER - 5/8" F X 5/8" F - PLASTIC
	055290-01-000	EA ELBOW - 5/8" F X 1/2" MPT
	057457-01-000	EA ELBOW-UNION, 1/2" X 1/2" FLARE
	057974-01-000	EA TEE - 5/8" F X 1/2" F X 1/2" F, PLASTIC
	065120-01-000	EA ELBOW-SWIVEL, 1/2" FPT X 1/2" FLARE - PLASTIC - GRAY
	074463-01-000	EA TEE - 4 WAY, 1/2" FLARE - PLASTIC - GRAY
	079317-01-000	EA ADAPTER-SWIVEL, 1/2" TUBE X 1/2" FPT - PLASTIC - GRAY
	087659-04-000	EA FILL-WATER, CITY - OFF WHITE
	087659-01-700	EA FILL-WATER STRAP & CAP ONLY
	098417-01-000	EA CONNECTOR - 5/8" F X 1/2" MPT, PLASTIC - KEVCO
	098420-01-000	EA CONNECTOR-SWIVEL, 1/2" FPT X 5/8" TUBE - PLASTIC
	101814-01-000	EA COUPLING-FEMALE, 1/2" X 1/2" FPT
	106258-01-000	EA CAP-INSERTABLE, 1/2" FLARE
	106258-02-000	EA CAP-INSERTABLE 5/8" FLARE KEVCO 64399 BONNET
	039861-01-000	EA SENDING UNIT-W/SCREW, WASHER, WELL NUT & TERMINAL RING
	052959-03-000	EA CONNECTOR, 1/2" F X 3/8" MPT - PLASTIC - GRAY
	091208-01-000	EA WASHER-RUBBER, 06" X 75" X .5"
	057457-02-000	EA ELBOW-UNION, 5/8" X 5/8" FL - WATER
	057973-01-000	EA TEE-PLASTIC, 1/2" F X 1/2" F X 5/8" F - WATER
	010219-01-000	EA ELBOW - 1 1/4" MPT X 1 1/4" BARB, WATER FILL - PLASTIC
	035539-01-000	EA ELBOW-PLASTIC, 3/8" MPT X 3/8" BARB
	055295-02-000	EA TEE - 1/2" F X 1/2" MPT X 5/8" F
	052956-01-000	EA TEE - 1/2" F X 1/2" MPT X 1/2" F - PLASTIC
	052957-01-000	EA ELBOW-PLASTIC, 1/2" F X 3/8" MPT
	039808-03-000	EA ELBOW-PLASTIC, 1/2" MPT X 1/2" MPT KEVCO 17296 FROM 11-22-92 THRU 99-99-99

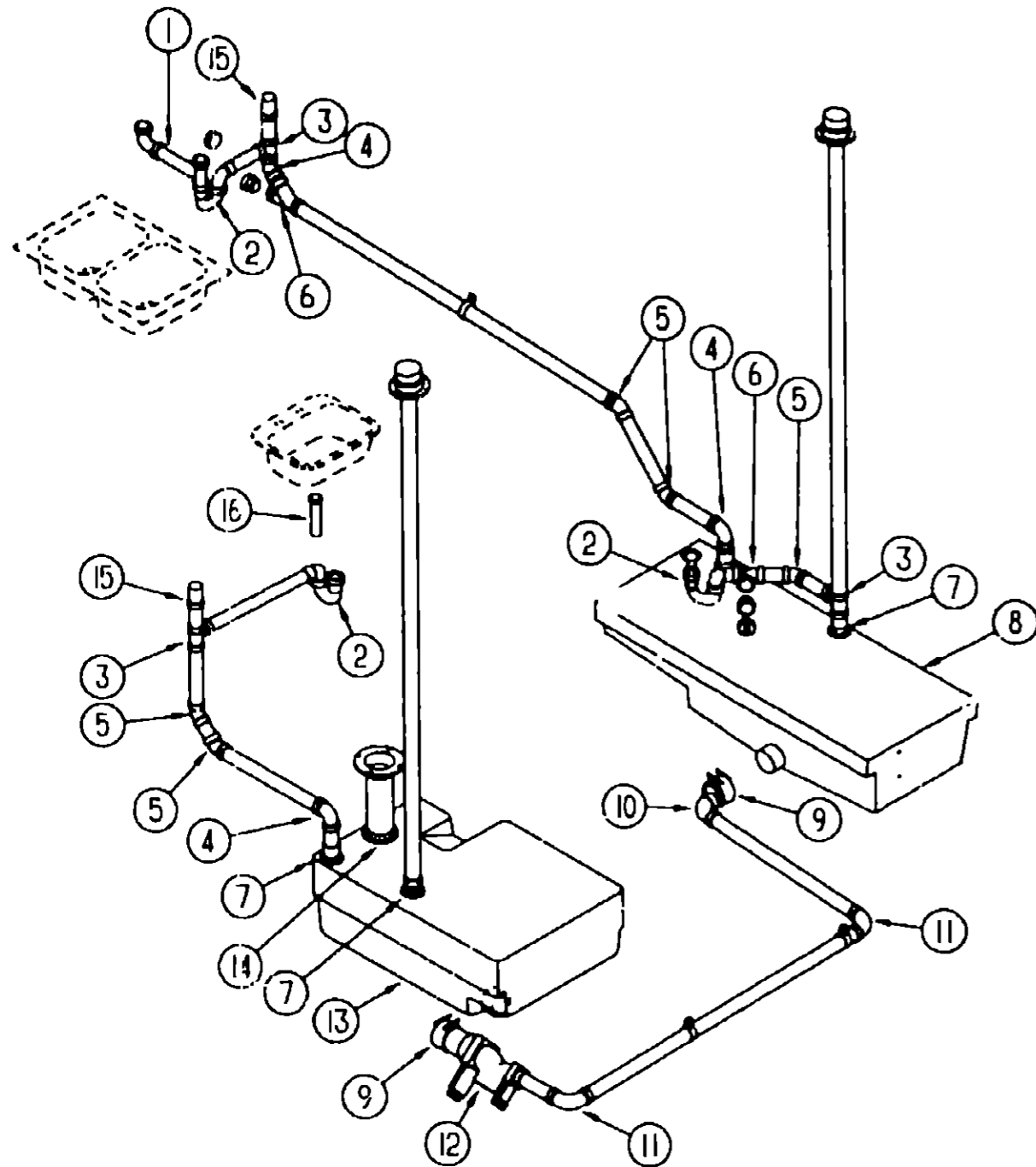
**1993 WINNEBAGO
TABLE OF CONTENTS**

INTRODUCTION	A-01	-	A-02
ABBREVIATIONS			A-03
ALPHABETICAL INDEX	A-04	-	A-06
WCF33RQ	A-07	-	F-10

1993 WCF33RQ INDEX

FLOOR PLAN	A-07	-	A-08
ACCESSORIES			A-09
AUDIO VIDEO	A-10	-	A-12
BATH	A-13	-	A-15
BEDROOM	A-16	-	A-18
CHASSIS	A-19	-	B-07
CURTAIN & CUSHION	B-08	-	B-18
DINETTE	B-19	-	B-20
DRIVERS COMPARTMENT	B-21	-	C-02
ELECTRICAL	C-03	-	C-10
EXTERIOR BODY	C-11	-	C-18
GALLEY	C-19	-	C-23
GENERATOR	C-24	-	D-01
HEATING & A/C	D-02	-	D-08
INTERIOR FINISH	D-09	-	D-12
LABELS	D-13	-	D-21
LP			D-22
LOUNGE	D-23	-	E-02
SEALANTS & FASTENERS	E-03	-	E-06
WATER & SEWAGE	E-07	-	E-12
WINDOW, VENT AND EXTERIOR DOOR	E-13	-	F-08
WINDSHIELD/WIPER	F-09	-	F-10

WATER & SEWAGE GROUP (CONTINUED)
DRAINAGE SYSTEM



KEY	PART NUMBER	U/M DESCRIPTION
1	011091-03-000	EA PIPE-DRAIN, W/SEALS - DOUBLE SINK - EXTENDS 9" TO 16" - CANADIAN
1	011091-02-000	EA PIPE-DRAIN, DOUBLE SINK - BAFFLE TEE - 1 1/2"
2	107538-01-000	EA P-TRAP-PLASTIC, 1 1/4" W/EXT ARM
2	011071-01-000	EA P-TRAP, 1 1/2" - PLASTIC - CANADIAN
3	010079 01-000	EA TEE-SANITARY, 1 1/2" X 1 1/2" X 1 1/4" H - PLASTIC - BLACK
3	010071 01-000	EA TEE-SANITARY, 1 1/2" HUB X HUB X HUB - PLASTIC - BLACK FROM 00 00 00 THRU: 08 02-92 FROM 08-03-92 THRU: 99-99 99
4	034250-01-000	EA ELBOW - 90 DEGREE, LONG TURN - 1 1/2" HUB X HUB - ABS
5	010008 01-000	EA ELBOW - 45 DEGREE, 1/8 BEND - 1 1/2" HUB X HUB - BLACK PLASTIC
6	010073-01-000	EA WYE - 45 DEGREE, 1 1/2" HUB X HUB X HUB - PLASTIC - BLACK
	010166-01-000	EA PLUG-THREADED, 1 1/4" DIAMETER - PLASTIC - BLACK
	062422-01-000	EA ADAPTER-OFFSET REDUCER, 3" X 1 1/2" - PLASTIC - BLACK
7	061607-01-000	EA GROMMET-HOLDING TANK, 1 1/2" NPS
7	010115-01 000	EA COUPLING - 1 1/2" HUB X HUB, PLASTIC
8	061805-01-000	EA TANK-HOLDING W/O GROMMETS - 40 GALLONS
9	078406-01-000	EA COUPLER-RUBBER, W/CLAMPS - 3" X 3"
10	033761-01-000	EA ELBOW-TURN, 1/4 BEND X 1.5"HUB X 1 5"SPIGOT - BLK PLASTIC
11	010008 01-000	EA ELBOW - 90 DEGREE, 1/4 BEND - 1 1/2" HUB X HUB - BLACK PLASTIC
12	070916-01-000	EA VALVE-DUAL DUMP, W/CAP 3" X 1 1/2" - PLASTIC - BLACK
	070916-01-700	EA VALVE ONLY, 3"
	070916-01-701	EA VALVE ONLY, 1 1/2"
	062421-01-000	EA VALVE-DUMP, W/HANDLE - 1 1/2" - PLASTIC - BLACK
13	106598-01-000	EA TANK-HOLDING W/O GROMMETS - 44 GALLONS
14	061607-02-000	EA GROMMET-HOLDING TANK, 3" NPS
15	079968 01-000	EA VENT-MECH TRAP ARM, ANTI SIPHON - 2" DIA X 7 3" - PLASTIC
16	011069-02-000	EA TAILPIECE-TUB/SHOWER, 1 1/2" X 1 1/4" X 4" - BRASS
	010201-01-000	EA HOSE-SEWER, 3" ID X 8'

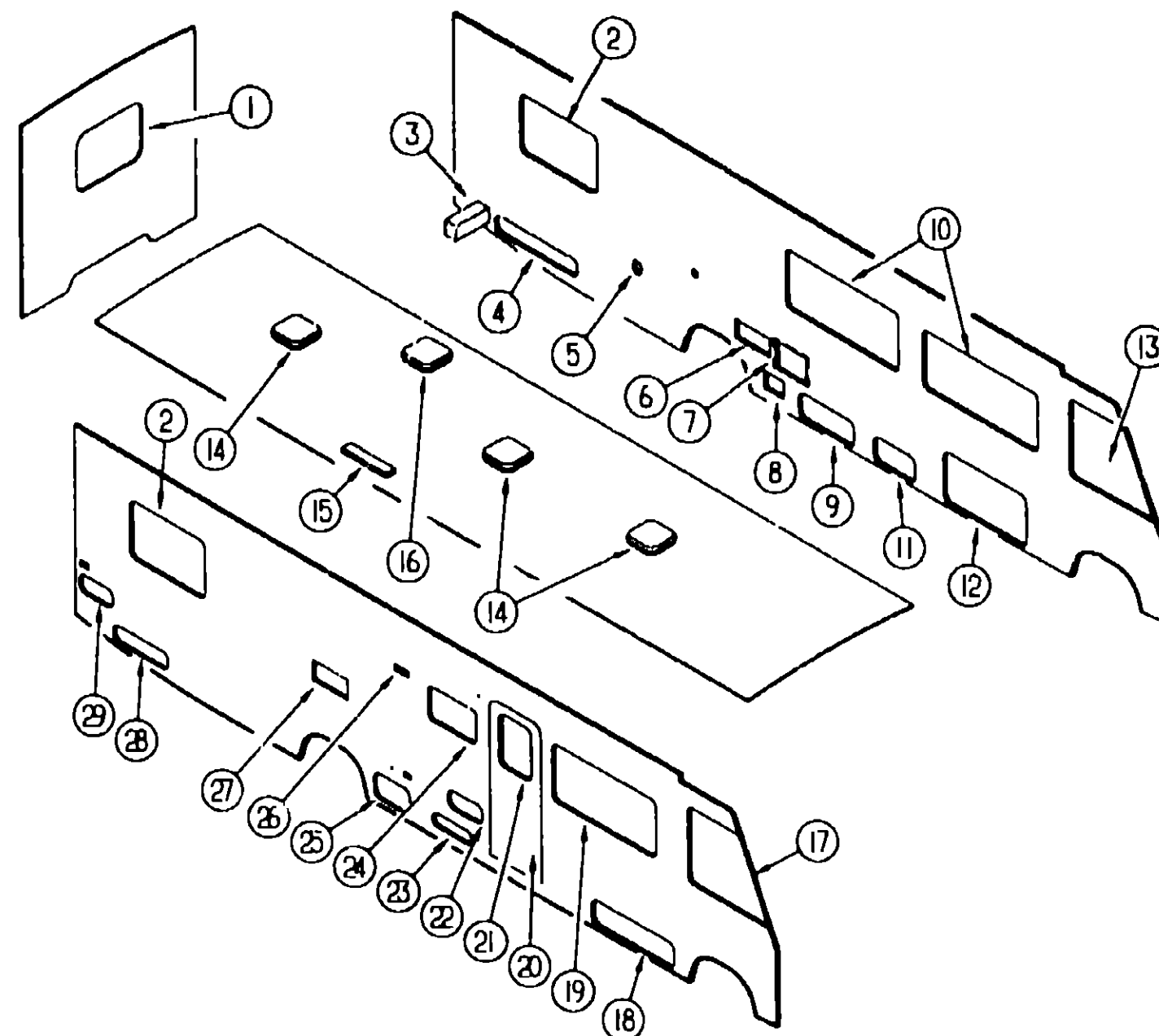
1993 WINNEBAGO
TABLE OF CONTENTS

INTRODUCTION	A-01	A-02
ABBREVIATIONS		A-03
ALPHABETICAL INDEX	A-04	A-06
WCF33RQ	A-07	F-10

1993 WCF33RQ INDEX

FLOOR PLAN	A-07	A-08
ACCESSORIES		A-09
AUDIO VIDEO	A-10	A-12
BATH	A-13	A-15
BEDROOM	A-16	A-18
CHASSIS	A-19	B-07
CURTAIN & CUSHION	B-08	B-18
DINETTE	B-19	B-20
DRIVERS COMPARTMENT	B-21	C-02
ELECTRICAL	C-03	C-10
EXTERIOR BODY	C-11	C-18
GALLEY	C-19	C-23
GENERATOR	C-24	D-01
HEATING & A/C	D-02	D-08
INTERIOR FINISH	D-09	D-12
LABELS	D-13	D-21
LP		D-22
LOUNGE	D-23	E-02
SEALANTS & FASTENERS	E-03	E-06
WATER & SEWAGE	E-07	E-12
WINDOW, VENT AND		
EXTERIOR DOOR	E-13	F-08
WINDSHIELD/WIPER	F-09	F-10

WINDOW, VENT & EXTERIOR DOOR GROUP
EXTERIOR WINDOWS, DOORS & VENTS



1993 WINNEBAGO
TABLE OF CONTENTS

INTRODUCTION	A-01 -	A-02
ABBREVIATIONS		A-03
ALPHABETICAL INDEX	A-04 -	A-08
WCF33RQ	A-07 -	F-10

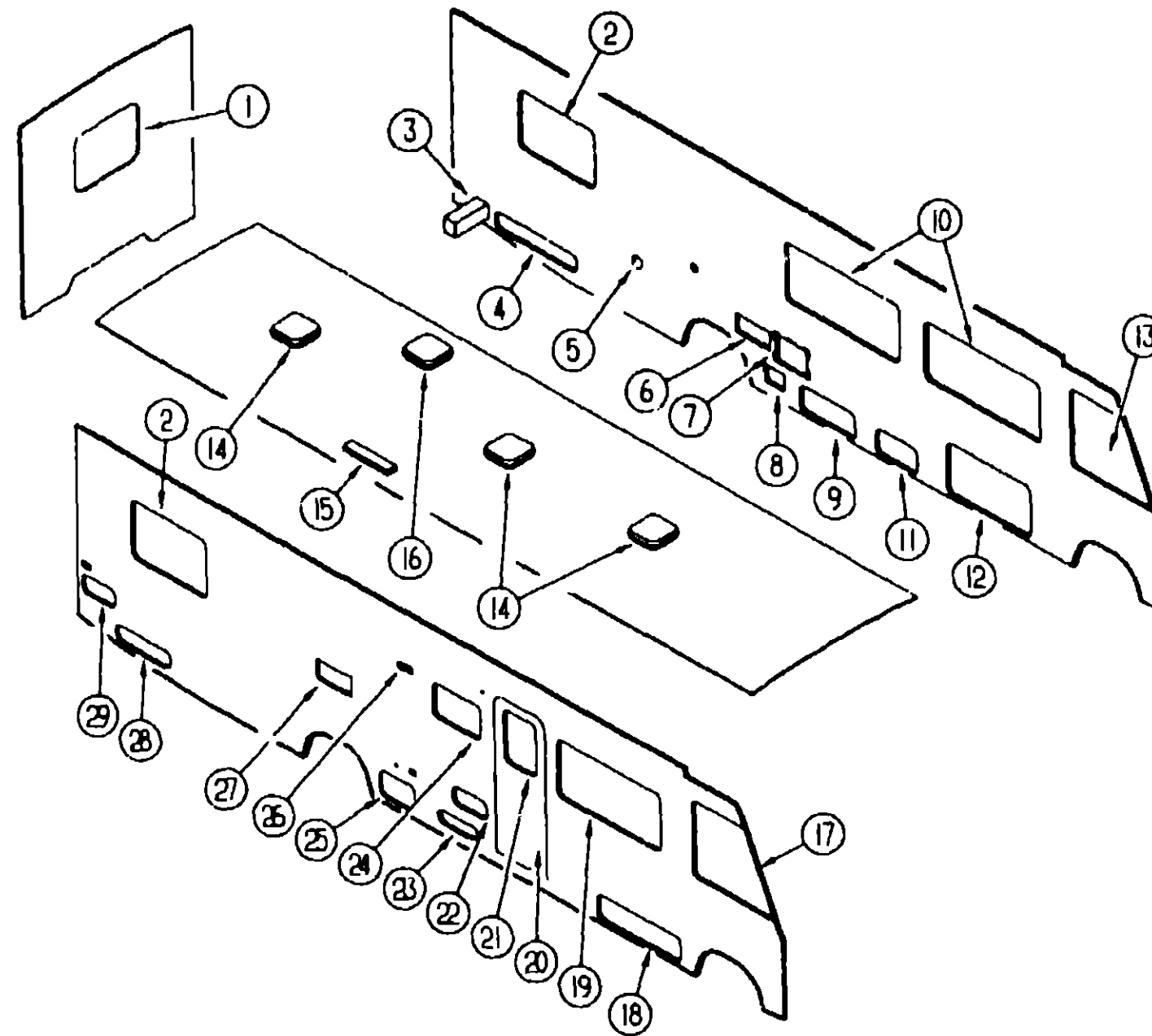
1993 WCF33RQ INDEX

FLOOR PLAN	A-07 -	A-08
ACCESSORIES		A-09
AUDIO VIDEO	A-10 -	A-12
BATH	A-13 -	A-15
BEDROOM	A-16 -	A-18
CHASSIS	A-19 -	B-07
CURTAIN & CUSHION	B-08 -	B-18
DINETTE	B-19 -	B-20
DRIVERS COMPARTMENT	B-21 -	C-02
ELECTRICAL	C-03 -	C-10
EXTERIOR BODY	C-11 -	C-18
GALLEY	C-19 -	C-23
GENERATOR	C-24 -	D-01
HEATING & A/C	D-02 -	D-08
INTERIOR FINISH	D-09 -	D-12
LABELS	D-13 -	D-21
LP		D-22
LOUNGE	D-23 -	E-02
SEALANTS & FASTENERS	E-03 -	E-06
WATER & SEWAGE	E-07 -	E-12
WINDOW, VENT AND		
EXTERIOR DOOR	E-13 -	F-08
WINDSHIELD/WIPER	F-09 -	F-10

KEY	PART NUMBER	U/M DESCRIPTION
1	078523-03-Y12	EA WINDOW ASM-ESCAPE, 27" X 48" - W/O INSIDE FRAME
2	092231-12-Y12	EA WINDOW-TIPOUT, SINGLE - W/O INSIDE FRAME
3	052423-01-000	EA DOOR-ACCESS, 6 6" X 6 3" - PLASTIC - OFF WHITE
	052424-01-000	EA JAMB-DOOR, 8" X 7.7" - PLASTIC - OFF WHITE
4	106987-09-C05	EA DOOR ASM-STORAGE
5	087659-04-000	EA FILL-WATER, CITY - OFF WHITE
6	098668-06-000	EA DOOR-ACCESS,FURNACE,OFF WHITE SUBURBAN 520574
7	052009-01-000	EA DOOR-WATER HEATER, OFF WHITE - ATWOOD 5576-27
8	088794-01-000	EA DOOR-POWER CORD, W/HATCH - OFF WHITE
9	103533-01-C05	EA DOOR ASM-GENERATOR
10	098647-10-02A	EA WINDOW ASM-SLIDER,HORIZONTAL B/OW - H024-PRL
11	106987 01-C05	EA DOOR ASM-STORAGE
12	106987-06 C05	EA DOOR ASM-STORAGE
13	103658-01-01A	EA WINDOW ASM-CAB,DRIVER - H 332-ARL FROM 00-00-00 THRU 08-22-92
13	103658-05-01A	EA WINDOW ASM-CAB DRIVER - EXCEL H373-ARL FROM 08-23-92 THRU 99-99-99
14	090392-01-Y12	EA VENT-ROOF NONPOWERED FROM 00-00-00 THRU 10-04-92

KEY	PART NUMBER	U/M DESCRIPTION
14	110051-01-01A	EA VENT-ROOF, NONPOWERED - 2" ROOF - JENSEN 7724 WHE - CANADIAN FROM 10-05-92 THRU 99-99-99
15	084073-03-000	EA COVER-ROOF VENT, REFRIGERATOR - OFF WHITE - NORCOLD
15	084073-04-000	EA BASE-ROOF VENT, REFRIGERATOR - BLACK - NORCOLD
16	090393-01-Y12	EA VENT-ROOF, POWERED W/O SCREEN - US FROM 00-00-00 THRU 10-04-92
16	110051-03-01A	EA VENT-ROOF, POWERED - 2" ROOF - JENSEN 7757 WHE - US FROM 10-05-92 THRU 99-99-99
16	064469-08-000	EA VENT-ROOF, POWERED - 14" X 14" - 12V - JENSEN C-727 - CSA FROM 00-00-00 THRU 10-04-92
16	110051-05-01A	EA VENT-ROOF, POWERED - 2" ROOF - JENSEN C7757 WHE - CSA FROM 10-05-92 THRU 99-99-99
17	103658-02-01A	EA WINDOW ASM-CAB,PASSENGER - H322-ARR FROM 00-00-00 THRU 08-22-92
17	103658-06 01A	EA WINDOW ASM-CAB,PASSENGER - H373-ARR FROM 08-23-92 THRU 99-99-99
18	106987-11-C05	EA DOOR ASM-STORAGE
19	098647-14-02A	EA WINDOW ASM-SLIDER,HORIZONTAL B/OW EXCEL H260-PRR
20	M01870-64-D09	EA DOOR-ENTRY, W/SCREEN - W/BLACK FRAME

WINDOW, VENT & EXTERIOR DOOR GROUP (CONTINUED)
EXTERIOR WINDOWS, DOORS & VENTS (CONTINUED)



1993 WINNEBAGO
TABLE OF CONTENTS

INTRODUCTION	A-01	A-02
ABBREVIATIONS		A-03
ALPHABETICAL INDEX	A-04	A-06
WCF33RQ	A-07	F-10

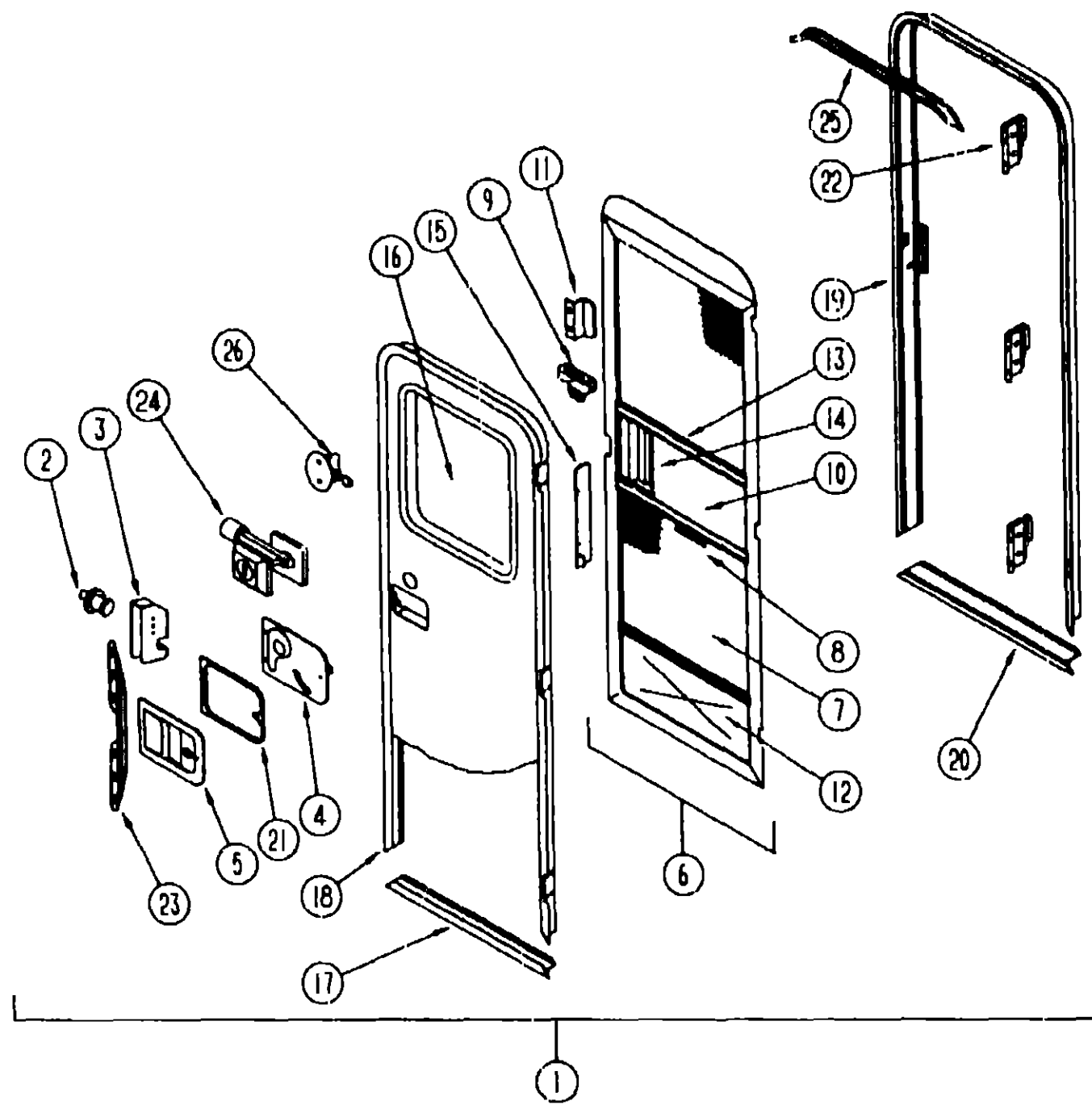
1993 WCF33RQ INDEX

FLOOR PLAN	A-07	A-08
ACCESSORIES		A-09
AUDIO VIDEO	A-10	A-12
BATH	A-13	A-15
BEDROOM	A-16	A-18
CHASSIS	A-19	B-07
CURTAIN & CUSHION	B-08	B-18
DINETTE	B-19	B-20
DRIVERS COMPARTMENT	B-21	C-02
ELECTRICAL	C-03	C-10
EXTERIOR BODY	C-11	C-18
GALLEY	C-19	C-23
GENERATOR	C-24	D-01
HEATING & A/C	D-02	D-08
INTERIOR FINISH	D-09	D-12
LABELS	D-13	D-21
LP		D-22
LOUNGE	D-23	E-02
SEALANTS & FASTENERS	E-03	E-06
WATER & SEWAGE	E-07	E-12
WINDOW, VENT AND EXTERIOR DOOR	E-13	F-08
WINDSHIELD/WIPER	F-09	F-10

KEY	PART NUMBER	U/M	DESCRIPTION
21	079733 04-T03	EA	WINDOW-ENTRY DOOR 17" X 25"
22	105118-01-C05	EA	DOOR-STORAGE
23	078720-02-T15	EA	DOOR COMPARTMENT, LP - 16 9" X 5 4" - ALUMINUM - OFF WHITE
24	092235-11-Y12	EA	WINDOW-TIPOUT, SINGLE - W/O INSIDE FRAME
25	106987-02 C05	EA	DOOR ASM-STORAGE
26	034616-01-000	EA	SHROUD RANGE HOOD VENT, OFF WHITE
	084878 09-000	EA	VENT-RANGE HOOD, SHORT - LVS
27	084103-03-000	EA	DOOR REFRIGERATOR, VENTED - W/O JAMB - OFF WHITE
	084104-03-000	EA	JAMB-DOOR, REFRIGERATOR - OFF WHITE
	084104 01-700	EA	LOCK-MALE, FASTENER - REFRIGERATOR DOOR
	084104-01-701	EA	LOCK-FEMALE, FASTENER - REFRIGERATOR DOOR
28	106987-08 C05	EA	DOOR ASM STORAGE
29	105118 02-C05	EA	DOOR-STORAGE, 17 5" X 7 6"
	081240-03-000	EA	DOOR-WATER FILL, LOCKABLE - 4" X 4 5/8" - OFF WHITE
	082684-01-700	EA	KEY

WINDOW, VENT & EXTERIOR DOOR GROUP (CONTINUED)

ENTRY DOOR



KEY	PART NUMBER	U/M	DESCRIPTION
1	M01870-64 D09	EA	DOOR-ENTRY W/SCREEN DOOR & JAMB
2	039539-01-000	EA	STRIKE-LOCK, ENTRY DOOR - ROUND W/THREADED WASHER
3	039540-01-000 033715-01-000	EA	LATCH MECHANISM-HOOK, ENTRY DOOR - INTERIOR NUT-SERT, 1/4" DIAMETER - 20 THREADS
4	039979 04-000 039984-01-000 041546-03-000	EA	COVER-INTERIOR LATCH, W/TRIP ARM - RIGHT - BLACK CAP-ROUND, VINYL - 28" ID X 82" LONG - BLACK BRACKET-DOOR ANGLE, 5" X 1 9" - BEIGE - METAL
5	045017-11-000 045017-11-701 058025-02-000 063729 04 000 072893 01-000 075671-04-000	EA	LATCH-ENTRY DOOR, MECHANISM W/LOCK & KEY - BLACK KEY BLANK CLIP-ROLLER LATCH CATCH, SCREEN DOOR RIVNUT, 10-32 UNF - 010 080 NUTSERT-M5 X 0, 8 SEAL-SPONGE, LAZY T SHAPE - W/ADHESIVE STRIPE - 5" WIDE
6	079012-01-U01	EA	DOOR-SCREEN
7	002293-02-000	SF	SCREENING-WINDOW/DOOR, 26" - CHARCOAL
8	002294-01-000 002748 01-000	FT	SPLINE-SCREENING, 135" X 138" - BLACK CORNER KEY-DOOR
9	109403-01-000	EA	CATCH-ASM-SINGLE ROLLER
10	016454-01-000 001014-01-013	EA	INSERT-CENTER, LEATHER GRAIN ALUMINUM - UNPAINTED INSERT-CENTER, 10 25" X 16 31" - UNPAINTED
11	050712-04-000 050712-05-000	EA	HANDLE-SCREEN DOOR, ALUMINUM - OFF WHITE HANDLE-SCREEN DOOR, UNPAINTED
12	078552 03-000 078595-01-000	EA	KICK PANEL-SCREEN DOOR, LOWER INSERT - UNPAINTED TOP PLATE-SCREEN DOOR, CURVED TOP - 4.7" X 25 35"
13	078777-01-000	EA	CHANNEL-SLIDE, SCREEN DOOR CENTER SLIDER COVER
14	079086-02 000	EA	SLIDER-SCREEN DOOR, OFF WHITE
15	079087-02-000 009016-01-000	EA	STRIKE-SIDER, W/LIP FOR ELBOW CATCH - 1 5" X 8 6" - OFF WHITE CATCH-ELBOW, SPRING LOADED - SCREEN DOOR CATCH
16	079733-04-T03 067609-32 000 002181-06-000 081914-01-000	EA	WINDOW-PICTURE, W/O INSIDE FRAME - 17" X 25" FRAME-WINDOW, ENTRY DOOR - OFF WHITE GLASS-WINDOW, .115" X 16 25" X 24" BUMPER RUBBER, ROUND - 43" DIAMETER - BLACK
17	089748-01-000 090340-01-000	EA	FRAME-BOTTOM, ENTRY DOOR - 24 8" LONG - OFF WHITE SEAL-FOAM, CLOSED CELL - 1/4" X 1/2" X 50"
18	095276-01-01A	EA	FRAME-ENTRY DOOR, W/O BOTTOM - OFF WHITE
19	095277-02-01A	EA	JAMB-ENTRY DOOR, W/BOTTOM - 25 9" X 74 5" - OFF WHITE
20	051049-01-000 079207-01-000 095278-01-01A	EA	JAMB-BOTTOM, ENTRY DOOR - 25 9" - UNPAINTED STRIKER-ROLLER CATCH, WELDED TO DOOR JAMB - 4" X 1 15" JAMB-DOOR, ENTRANCE - 25 9" X 74 6" - UNPAINTED
21	096810-01-01A	EA	PLATE-LATCH, ENTRY DOOR - PLASTIC - BLACK
22	097724-01-04A	EA	HINGE-ENTRY DOOR, UNPAINTED
23	098173 01-04A 100128-02-000	EA	STIFFENER-ENTRY DOOR, SUPPORTS LATCH/STRIKE AREA - UNPAINTED SEAL-PILE, ADHESIVE BACK - SCREEN DOOR - GRAY
24	101145-01-01A 095229-01-700 101147-01-000 102524-01-000	EA	DEADBOLT-ENTRY DOOR, W/2 KEYS W/O BACK SET BOLT OR SCREWS KEY BLANK FOR DEADBOLT BOLT-SECURITY, 4 12" BACKSET BUMPER-RUBBER, FLAT - BLACK
25	044582-02-000 064075-07-000 075639-04-000 077461-03-000 090340-01-000 091876-01-000	EA	CAP-DRIP, ENTRY DOOR - JAMB MOUNTED - ALUMINUM - OFF WHITE SEAL-BULB, W/WIRED U CHANNEL - 3" X 5" CHANNEL - BLACK GARNISH-RADIUS, ENTRY DOOR OFF WHITE COVER-STRIKE, ENTRY DOOR - 6 5" X 2 5" - PLASTIC - WHITE SEAL-FOAM, CLOSED CELL - 1/4" X 1/2" X 50"
26	100412-01-000 104692-01-000 104099-01-01A 104099-02-01A	EA	RETAINER-DOOR, 1.9" X 8" - METAL CATCH-SCREEN DOOR, THUMB CLIP W/BLACK PLASTIC CAP SEAL-ADHESIVE BACK, 3/4" X 34" CATCH-DOOR HOLDER, STRIKE CATCH-DOOR HOLDER, RETAINER

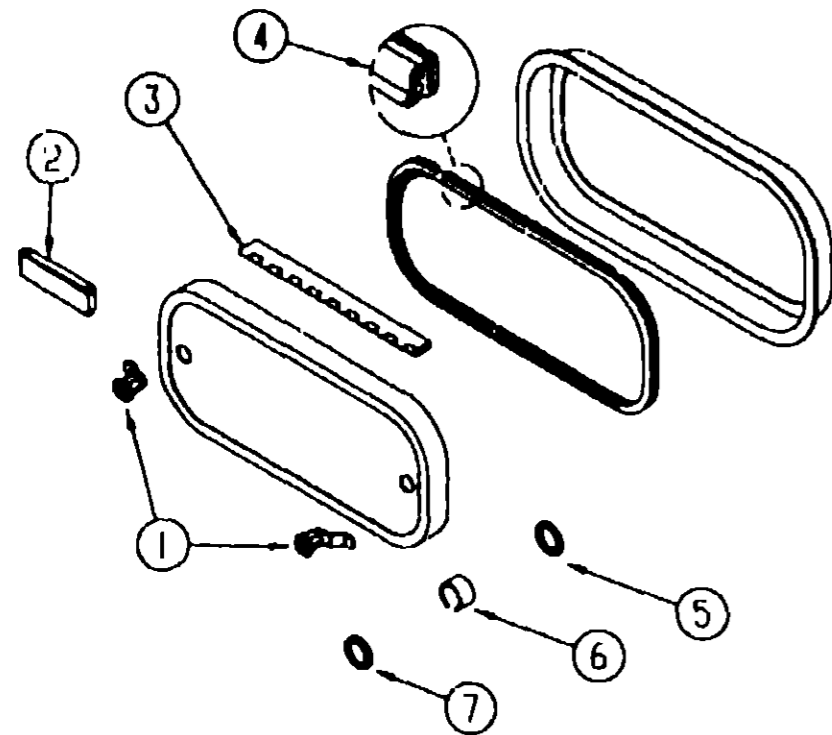
1993 WINNEBAGO TABLE OF CONTENTS

INTRODUCTION	A 01 -	A-02
ABBREVIATIONS		A 03
ALPHABETICAL INDEX	A-04 -	A-06
WCF33RQ	A-07 -	F-10

1993 WCF33RQ INDEX

FLOOR PLAN	A-07 -	A-08
ACCESSORIES		A-09
AUDIO VIDEO	A-10 -	A-12
BATH	A-13 -	A 15
BEDROOM	A-16 -	A-18
CHASSIS	A-19 -	B-07
CURTAIN & CUSHION	B-08 -	B-18
DINETTE	B-19 -	B-20
DRIVERS COMPARTMENT	B-21 -	C-02
ELECTRICAL	C-03 -	C-10
EXTERIOR BODY	C-11 -	C-18
GALLEY	C-19 -	C-23
GENERATOR	C-24 -	D-01
HEATING & A/C	D-02 -	D-08
INTERIOR FINISH	D-09 -	D-12
LABELS	D-13 -	D-21
LP		D-22
LOUNGE	D-23 -	E-02
SEALANTS & FASTENERS	E-03 -	E-06
WATER & SEWAGE	E-07 -	E-12
WINDOW, VENT AND EXTERIOR DOOR	E-13 -	F-08
WINDSHIELD/WIPER	F-09 -	F-10

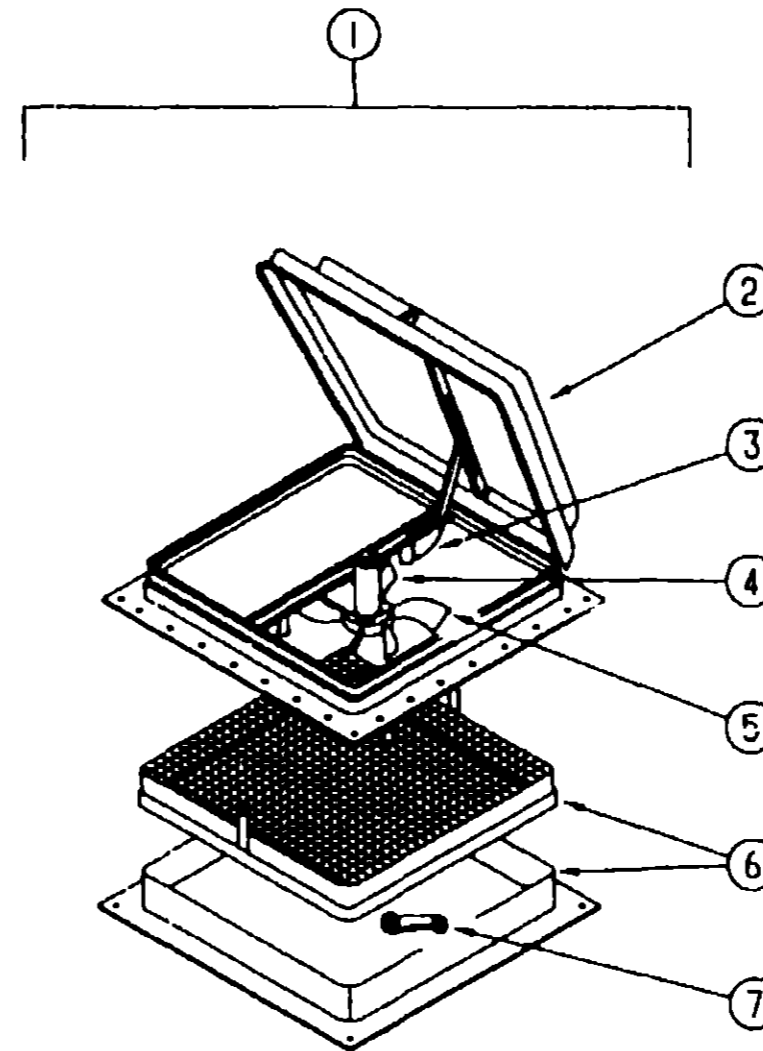
WINDOW, VENT & EXTERIOR DOOR GROUP (CONTINUED)



EXTERIOR DOOR COMPONENTS & HOLDERS

KEY	PART NUMBER	U/M	DESCRIPTION
1	079366-04-000	EA	LOCK DOOR, KEY TYPE W/O KEYS - 1 9 OFF SET
	082684-01-700	EA	KEY BLANK
1	009003-01-000	EA	LOCK-TWIST TYPE, W/CLIP
1	079927-03-000	EA	LOCK-TWIST TYPE, DOUBLE CAM - 2 10 OFF SET
2	102768-01-000	EA	HOLDER-COMPARTMENT/ENTRY DOOR, METAL - MILL FINISH
3	081801-02-000	EA	HINGE - 2" X 96", OFF WHITE
3	034007-40-000	EA	HINGE-PIANO, 1 5" X 96" - ALUMINUM - OFF WHITE
3	009065-01-000	EA	HINGE-PIANO, 1 5" X 96" - ALUMINUM - UNPAINTED
4	064075-07-000	FT	SEAL-BULB, W/WIRED U-CHANNEL - 3" X 5" CHANNEL - BLACK
5	109833-01-000	EA	BEAUTY RING - 67" X 78" ID, STAINLESS STEEL
6	107997-51-001	EA	SPACER - 86" X 6", ALUMINUM
7	109834-01-000	EA	WASHER - 64" X 752" ID, STAINLESS STEEL
	081914-01-000	EA	BUMPER-RUBBER, ROUND - 43" DIAMETER - BLACK
	104692-01-000	FT	SEAL - 3/4" X 3/4", ADHESIVE BACK

WINDOW, VENT & EXTERIOR DOOR GROUP (CONTINUED)



POWERED ROOF VENT - JENSEN - CANADIAN

KEY	PART NUMBER	U/M	DESCRIPTION
1	064469-08-000	EA	VENT-ROOF, POWERED - 14" X 14" - 12V - JENSEN C-727 - CSA FROM 00-00-00 THRU 10-04-92
1	110051-09-01A	EA	VENT-ROOF, POWERED - 2" ROOF - CSA - JENSEN C7757 WHE FROM 10-05-92 THRU 99-99-99
2	064469-03-702	EA	LID VENT, WHITE - JENSEN 290-WH FROM 00-00-00 THRU 10-04-92
2	064470-01-700	EA	COVER-ROOF VENT, JENSEN 7291 FROM 10-05-92 THRU 99-99-99
3	064469-03-706	EA	LIFT MECHANISM FROM 00-00-00 THRU 10-04-92
3	110051-01-702	EA	LIFT ASM-VENT LID W/O CRANK, JENSEN RP-1000B FROM 10-05-92 THRU 99-99-99
4	048648-01-000	EA	MOTOR-ROOF VENT, 1/8 SHAFT - 12V
5	048649-01-000	EA	FAN-ROOF VENT, 6 BLADES - 6"
6	110051-01-701	EA	GARNISH W/SCREEN & FRAME-2", JENSEN 29-800-01
7	009439-01-000	EA	CRANK HANDLE-ROOF VENT FROM 00-00-00 THRU 10-04-92
	110051-01-703	EA	CRANK HANDLE-ROOF VENT, JENSEN RP-1031-B FROM 10-05-92 THRU 99-99-99
	009439-04-000	EA	SCREW 8-32 X 1 1/4" POH FROM 00-00-00 THRU 10-04-92
	009439-03-000	EA	EXTENSION CRANK HANDLE ROOF VENT - 9" - MILL FROM 00-00-00 THRU 10-04-92
	064469-03-708	EA	GEAR - DRIVE
	064469-03-709	EA	GEAR MOTOR PINION

**1993 WINNEBAGO
TABLE OF CONTENTS**

INTRODUCTION	A-01 -	A-02
ABBREVIATIONS		A-03
ALPHABETICAL INDEX	A-04 -	A-06
WCF33RQ	A-07 -	F-10

1993 WCF33RQ INDEX

FLOOR PLAN	A-07 -	A-08
ACCESSORIES		A-09
AUDIO VIDEO	A-10 -	A-12
BATH	A-13 -	A-15
BEDROOM	A-16 -	A-18
CHASSIS	A-19 -	B-07
CURTAIN & CUSHION	B-08 -	B-18
DINETTE	B-19 -	B-20
DRIVERS COMPARTMENT	B-21 -	C-02
ELECTRICAL	C-03 -	C-10
EXTERIOR BODY	C-11 -	C-18
GALLEY	C-19 -	C-23
GENERATOR	C-24 -	D-01
HEATING & A/C	D-02 -	D-08
INTERIOR FINISH	D-09 -	D-12
LABELS	D-13 -	D-21
LP		D-22
LOUNGE	D-23 -	E-02
SEALANTS & FASTENERS	E-03 -	E-06
WATER & SEWAGE	E-07 -	E-12
WINDOW, VENT AND EXTERIOR DOOR	E-13 -	F-08
WINDSHIELD/WIPER	F-09 -	F-10

WINDOW, VENT & EXTERIOR DOOR GROUP (CONTINUED)

POWERED ROOF VENT

KEY	PART NUMBER	U/M	DESCRIPTION
	090393-01-Y12	EA	VENT-ROOF, POWERED FROM 00 00 00 THRU 10 04 92
002825-01-000		EA	WEATHER STRIP ROOF VENT, GRAY
009440-01-000		EA	GEAR/ARM-VENT COVER, LIFT
015911-01-000		EA	TRACK-LIFT ARM, SLIDE - ROOF VENT
051384 01-000		EA	COVER ROOF VENT
052639-01-001		EA	HINGE-VENT COVER, 192"
078786 01-Y12		EA	SCREEN-ROOF VENT, NON POWERED
002291-02-000		SF	SCREENING ROOF VENT/WINDOW, 16" - BLACK
002298 02 000		FT	SPLINE-VENT/WINDOW SCREEN, 128 DIAMETER - BLACK
110051-03-01A		EA	VENT-ROOF, NONPOWERED - 2" ROOF FROM 10 05 92 THRU 99 99 99
048648 01-000		EA	MOTOR-ROOF VENT, 1/8 SHAFT - 12V - JENSEN
048649 01-000		EA	FAN-ROOF VENT, 6 BLADES - 6" - JENSEN
064469-03-708		EA	GEAR-DRIVE - JENSEN RP-1024
064469-03 709		EA	GEAR-MOTOR PINION - JENSEN RP 1025
064470-01-700		EA	COVER-ROOF VENT - JENSEN 7291
110051-01-701		EA	GARNISH W/SCREEN & FRAME-2" - JENSEN 29 800 01 FITS 1" AND 2" THICK ROOFS
110051 01-702		EA	LIFT ASM-VENT LID W/O CRANK, JENSEN RP-1000B
110051-01-703		EA	CRANK HANDLE-ROOF VENT, JENSEN RP 1031-B

WINDOW, VENT & EXTERIOR DOOR GROUP (CONTINUED)

NON POWERED ROOF VENT

KEY	PART NUMBER	U/M	DESCRIPTION
	090392 01 Y12	EA	VENT-ROOF, NON POWERED FROM 00 00 00 THRU 10-04 92
002825 01-000		EA	WEATHER STRIP ROOF VENT, GRAY
009440 01-000		EA	GEAR/ARM-VENT COVER, LIFT
015911-01-000		EA	TRACK-LIFT ARM, SLIDE - ROOF VENT
055218-01-000		EA	COVER-ROOF VENT
052639 01-001		EA	HINGE-VENT COVER, 192"
009439-01-000		EA	CRANK HANDLE-ROOF VENT
009439-03 000		FA	EXTENSION-CRANK HANDLE, ROOF VENT - 9"
078786 01-Y12		EA	SCREEN-ROOF VENT, NON POWERED
002291-02-000		SF	SCREENING-ROOF VENT/WINDOW, 16" - BLACK
002298-02 000		FT	SPLINE-VENT/WINDOW SCREEN, 128 DIAMETER - BLACK
110051 01-01A		EA	VENT-ROOF, NONPOWERED - 2" ROOF - JENSEN 7724 WHE FROM 10 05 92 THRU 99-99 99
002825-01 000		EA	WEATHER STRIP-ROOF VENT, GRAY
009440-01-000		EA	GEAR/ARM-VENT COVER, LIFT
015910-03 000		EA	BRACKET-HANDLE, ROOF VENT - OFF WHITE
015911-01-000		EA	TRACK-LIFT ARM, SLIDE - ROOF VENT
055218 01-000		EA	COVER ROOF VENT
052639-01-001		EA	HINGE-VENT COVER, 16'
052639 01-200		EA	HINGE-EXTRUSION, ROOF VENT 7"
052639 01 001		EA	HINGE-VENT COVER, 16'
110051-01-701		EA	GARNISH W/SCREEN & FRAME-2", JENSEN 29-800-01 FITS 1" AND 2" THICK ROOFS
110051 01-702		EA	LIFT ASM-VENT LID W/O CRANK, JENSEN RP-1000B
110051-01-703		EA	CRANK HANDLE-ROOF VENT, JENSEN RP-1031-B

VENTS & ROOF COVERS

KEY	PART NUMBER	U/M	DESCRIPTION
	083558 03 000	EA	VENT-PLUMBING PIPE ROOF W/COVER - OFF WHITE
	084073 03 000	EA	COVER-ROOF VENT, REFRIGERATOR - OFF WHITE - NORCOLD
	084073 04-000	EA	BASE-ROOF VENT, REFRIGERATOR - BLACK - NORCOLD

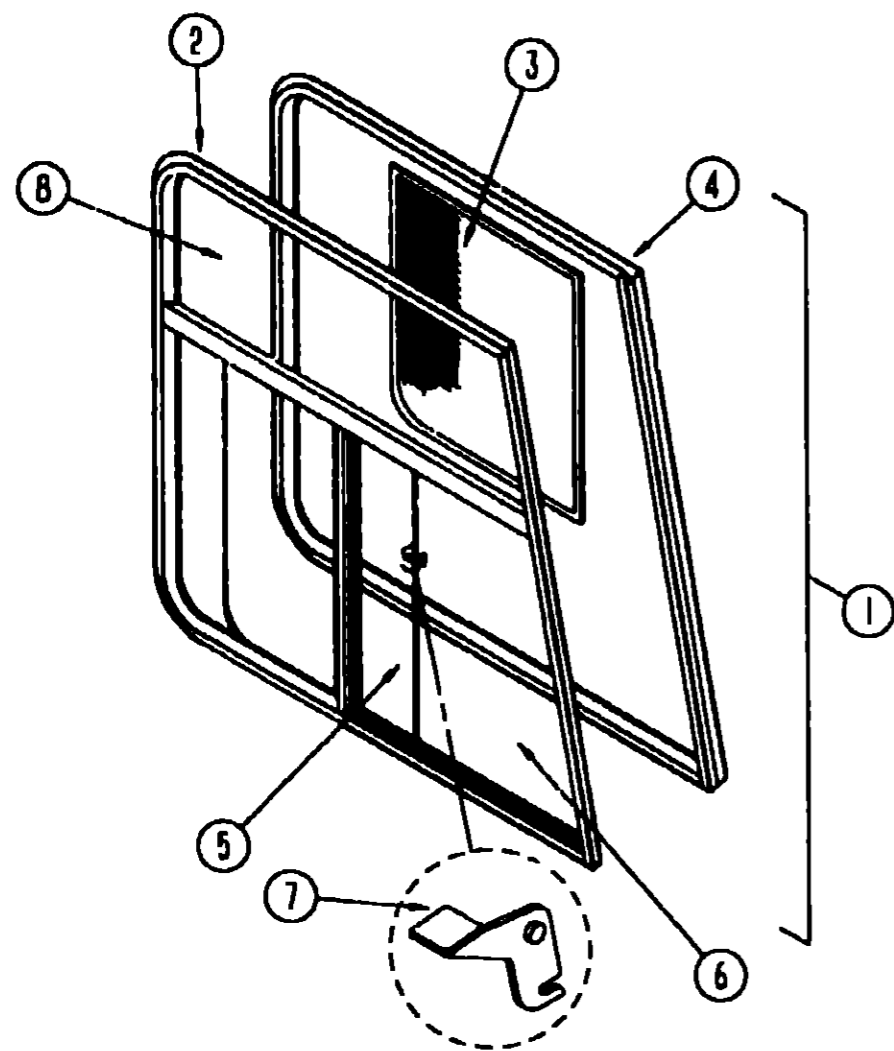
**1993 WINNEBAGO
TABLE OF CONTENTS**

INTRODUCTION	A-01 -	A-02
ABBREVIATIONS		A-03
ALPHABETICAL INDEX	A-04 -	A-06
WCF33RQ	A-07 -	F-10

1993 WCF33RQ INDEX

FLOOR PLAN	A-07 -	A-08
ACCESSORIES		A-09
AUDIO VIDEO	A-10 -	A-12
BATH	A-13 -	A-15
BEDROOM	A-16 -	A-18
CHASSIS	A-19 -	B-07
CURTAIN & CUSHION	B-08 -	B-18
DINETTE	B-19 -	B-20
DRIVERS COMPARTMENT	B-21 -	C-02
ELECTRICAL	C-03 -	C-10
EXTERIOR BODY	C-11 -	C-18
GALLEY	C-19 -	C-23
GENERATOR	C-24 -	D-01
HEATING & A/C	D-02 -	D-08
INTERIOR FINISH	D-09 -	D-12
LABELS	D-13 -	D-21
LP		D-22
LOUNGE	D-23 -	E-02
SEALANTS & FASTENERS	E-03 -	E-06
WATER & SEWAGE	E-07 -	E-12
WINDOW, VENT AND		
EXTERIOR DOOR	E-13 -	F-08
WINDSHIELD/WIPER	F-09 -	F-10

WINDOW, VENT & EXTERIOR DOOR GROUP (CONTINUED)
DRIVER & PASSENGER CAB SIDE WINDOWS



KEY	PART NUMBER	U/M	DESCRIPTION
1	103658 02 01A	EA	WINDOW ASM-CAB,PASSENGER - H322-ARR FROM 00 00-00 THRU 08 22-92
1	103658 06-01A	EA	WINDOW ASM CAB,PASSENGER - H373-ARR FROM 08-23 92 THRU 99 99 99
1	103658 01 01A	EA	WINDOW ASM CAB,DRIVER - H 332 ARL FROM 00 00-00 THRU 08 22-92
1	103658-05 01A	EA	WINDOW ASM CAB,DRIVER - H 373-ARL FROM 08-23-92 THRU 99 99-99
2	103658 02-702	EA	WINDOW SLIDER CAB - W/O INSIDE FRAME - PASSENGER - H322-A2R EXCEL FROM 00 00-00 THRU 08-22-92
2	103658-06-700	EA	WINDOW SLIDER, CAB - W/O INSIDE FRAME - PASSENGER - H373-A2R EXCEL FROM 08-23-92 THRU 99 99-99
2	103658 01-704	EA	WINDOW-SLIDER, CAB - W/O INSIDE FRAME - DRIVER - H322-A2L EXCEL FROM 00-00-00 THRU 08 22 92
2	103658-05-703	EA	WINDOW-SLIDER, CAB - W/O INSIDE FRAME - DRIVER - H373-A2L EXCEL FROM 08-23-92 THRU 99 99 99
3	103658 02-700	EA	SCREEN ASM WINDOW, PASSENGER - H322-03R EXCEL
3	103658-01-700	EA	SCREEN ASM WINDOW, DRIVER - H322-03L EXCEL
4	103658-02-703	EA	FRAME-INSIDE, PASSENGER - H322-67R EXCEL FROM 00-00-00 THRU 08-22 92
4	103658 05-700	EA	FRAME-INSIDE PASSENGER - H373-67&77 EXCEL FROM 08-23-92 THRU 99-99 99
4	103658-01-705	EA	FRAME-INSIDE, DRIVER - H322-67L EXCEL FROM 00-00-00 THRU 00 22-92
4	103658-05 702	EA	FRAME-INSIDE DRIVER - H373-67&77 EXCEL FROM 08-23 92 THRU 99-99-99
5	103658-02-701	EA	GLASS-SLIDING, W/SASH&LATCH - PASSENGER - H322-A9R EXCEL
5	103658-01-703	EA	GLASS-SLIDING, W/SASH&LATCH - DRIVER - H322-A9L EXCEL
6	103658 01-702	EA	GLASS-STATIONARY BOTTOM - 106 017700 EXCEL
7	098644-01-700	EA	LATCH-REPAIR KIT
8	103658-01-701	EA	GLASS-STATIONARY, TOP - 106 017699 EXCEL FROM 00-00-00 THRU 08-22 92
8	103658-05-701	EA	GLASS-STATIONARY, TOP - 106 018480 EXCEL FROM 08 23-92 THRU 99-99 99
	098644-01-706	FT	WEATHERSTRIP, EXCEL 171-010668
	098644-01-708	FT	CHANNEL-PIERCED RUN, EXCEL 122 016543
	098644-01-710	FT	TRACK-SCREEN SPACER, 12' LENGTH - EXCEL M401-31
	098644-01-711	FT	WEATHERSTRIP SCREEN, BLACK - EXCEL 171-016965
	098644 01-713	EA	SPRING SCREEN FRAME (CLIP), PLASTIC - BLACK - EXCEL 226 016966
	098644-01 716	FT	PLUG FILLER, EXCEL 132 014470
	098644 01-717	FT	SPLINE-SCREEN, EXCEL 132-004716

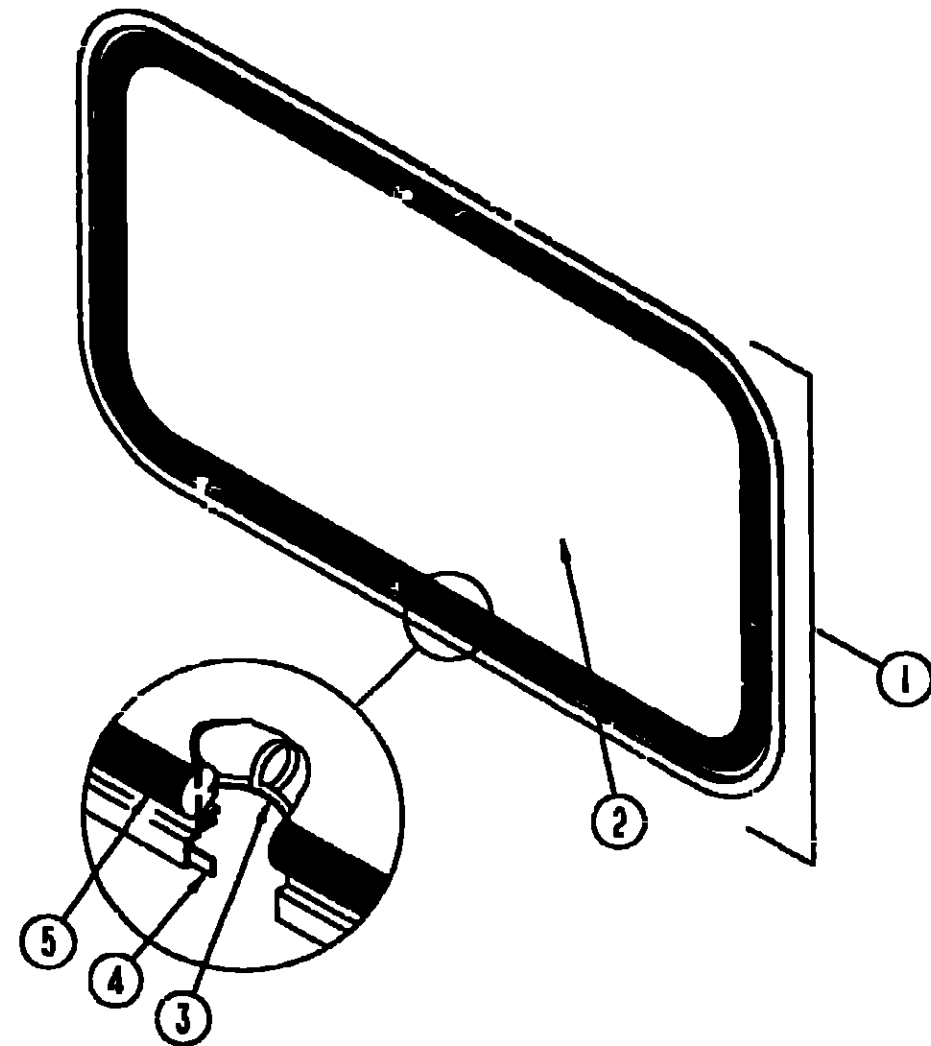
**1993 WINNEBAGO
TABLE OF CONTENTS**

INTRODUCTION	A-01 -	A 02
ABBREVIATIONS		A-03
ALPHABETICAL INDEX	A-04 -	A 06
WCF33RQ	A 07 -	F-10

1993 WCF33RQ INDEX

FLOOR PLAN	A-07 -	A-08
ACCESSORIES		A 09
AUDIO VIDEO	A-10 -	A-12
BATH	A-13 -	A-15
BEDROOM	A-16 -	A-18
CHASSIS	A-19 -	B-07
CURTAIN & CUSHION	B-08 -	B-18
DINETTE	B-19 -	B-20
DRIVERS COMPARTMENT	B-21 -	C-02
ELECTRICAL	C-03 -	C-10
EXTERIOR BODY	C-11 -	C-18
GALLEY	C-19 -	C-23
GENERATOR	C-24 -	D-01
HEATING & A/C	D 02 -	D-08
INTERIOR FINISH	D-09 -	D-12
LABELS	D-13 -	D-21
LP		D-22
LOUNGE	D-23 -	E-02
SEALANTS & FASTENERS	E-03 -	E-06
WATER & SEWAGE	E-07 -	E-12
WINDOW, VENT AND EXTERIOR DOOR	E-13 -	F-08
WINDSHIELD/WIPER	F-09 -	F-10

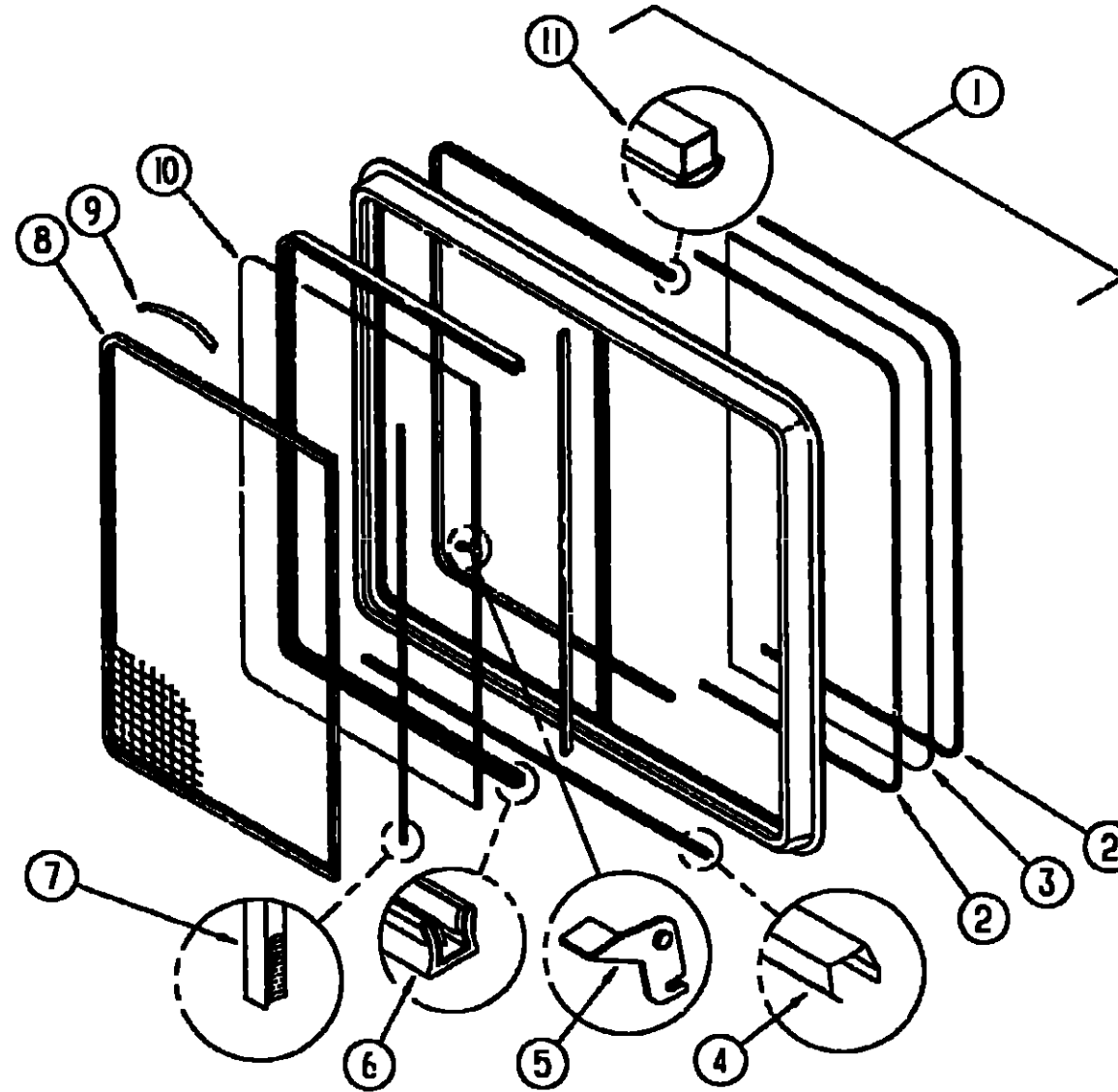
WINDOW, VENT & EXTERIOR DOOR GROUP (CONTINUED)



BACKWALL ESCAPE WINDOW

KEY	PART NUMBER	U/M DESCRIPTION
	074816 08 000	EA FRAME-WINDOW INSIDE ESCAPE - OFF WHITE
1	078528 03 Y12	EA WINDOW-ESCAPE, BACKWALL - 27" X 48" - W/O INSIDE FRAME
2	0763..7-08 000	EA GLASS-WINDOW, 44 8" X 23 5"
3	002285 01-000	FT FILLER-WEATHER STRIP RUBBER - BLACK
	077066 01-702	FA RED POLY .005 X 500IN X 150 ROLL
4	009640 10 000	FT SEALER RIBBON 1/32" X 1 1/2" INCREMENTS OF 50
5	002282 06 000	FA WEATHERSTRIP WINDOW, 125" X 133 25" - VULCANIZED - BLACK
	002282 01-000	FA WEATHERSTRIP-WINDOW RUBBER - 125" - BLACK

WINDOW, VENT & EXTERIOR DOOR GROUP (CONTINUED)



DRIVERS SIDE LOUNGE & DINETTE SINGLE SLIDING WINDOW

KEY	PART NUMBER	U/M DESCRIPTION
	098647 10 02A	EA WINDOW-HORIZONTAL SLIDER W/INSIDE FRAME - OFF WHITE
	098647 09-704	EA FRAME INSIDE W024 67 EXCFI - WHITE
1	098647-10-700	EA WINDOW-HORIZONTAL SLIDER, W/O INSIDE FRAME - LEFT OFF WHITE
2	098644 01-705	FT GLAZING STRIP EXCEL M826-12
3	098647-09-700	EA GLASS STATIONARY - 106-017193 EXCEL
4	098644 01-710	FT TRACK SCREEN SPACER 12' LENGTH - EXCEL M401-31
5	098644-01-700	EA LATCH REPAIR KIT
6	098644-01-708	FT CHANNEL PIERCED RUN EXCEL 122-016543
7	098644-01-711	FT WEATHERSTRIP SCREEN BLACK - EXCEL 171-016965
8	098647-09-705	EA SCREEN W/SPRING & WEATHERSTRIP - 410-016464 EXCFI
9	098641-01-713	EA SPRING-SCREEN FRAME (CLIP) PLASTIC - BLACK - EXCEL 226 016966
	098644-01-716	FT PLUG FILLER, EXCEL 132 014470
	098644 01-717	FT SPLINE-SCREEN MFG EXCEL 32-004716
10	098647-09-701	EA GLASS SLIDING, W/SLASH & LATCH - HJ24 G9 EXCEL
11	098644-01-706	FT WEATHERSTRIP EXCEL 171-016668

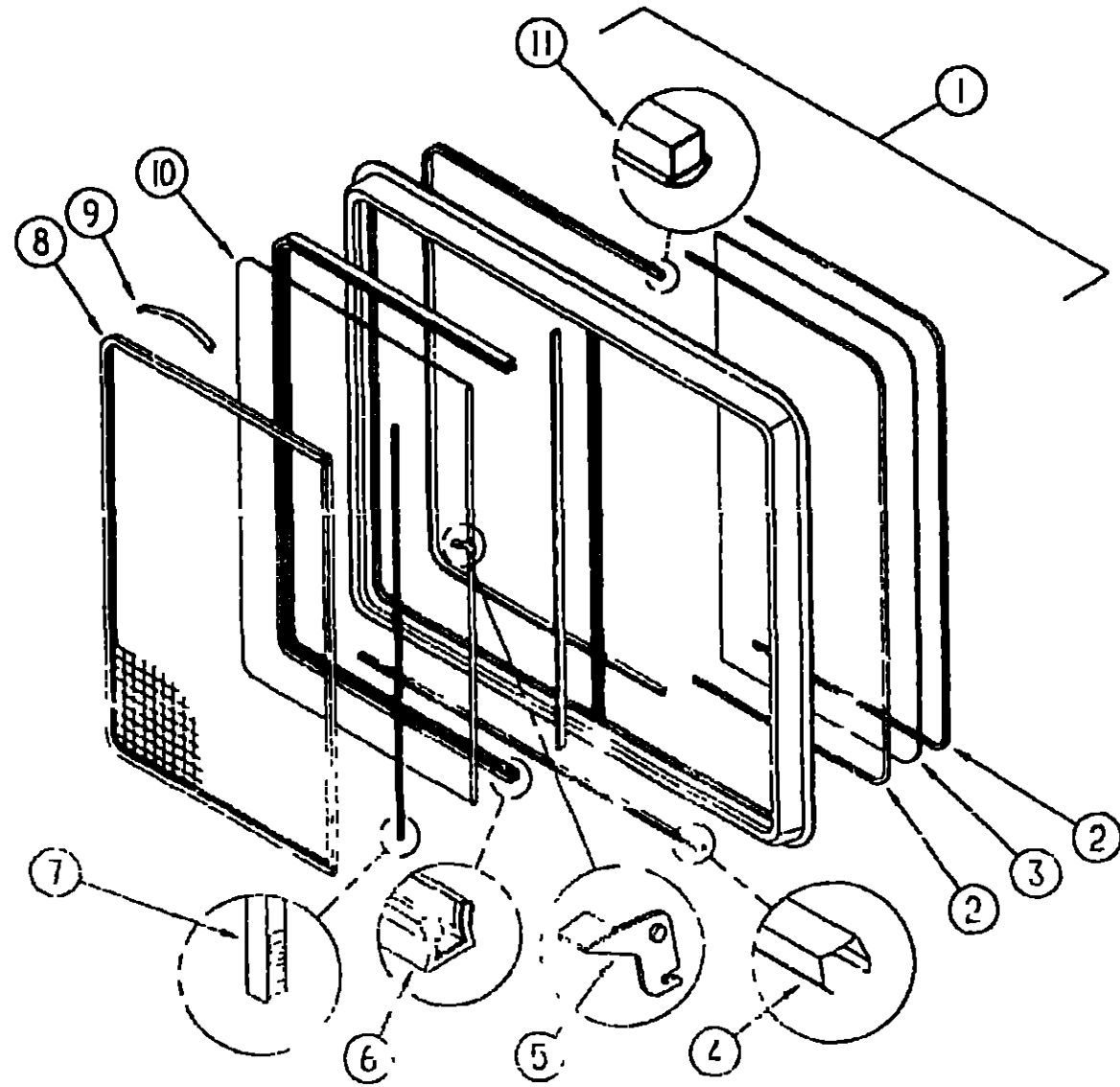
**1993 WINNEBAGO
TABLE OF CONTENTS**

INTRODUCTION	A-01 - A-02
ABBREVIATIONS	A-03
ALPHABETICAL INDEX	A-04 - A-06
WCF33RQ	A-07 - F-10

1993 WCF33RQ INDEX

FLOOR PLAN	A-07 - A-08
ACCESSORIES	A-09
AUDIO VIDEO	A-10 - A-12
BATH	A-13 - A-15
BEDROOM	A-16 - A-18
CHASSIS	A-19 - B-07
CURTAIN & CUSHION	B-08 - B-18
DINETTE	B-19 - B-20
DRIVERS COMPARTMENT	B-21 - C-02
ELECTRICAL	C-03 - C-10
EXTERIOR BODY	C-11 - C-18
GALLEY	C-19 - C-23
GENERATOR	C-24 - D-01
HEATING & A/C	D-02 - D-03
INTERIOR FINISH	D-09 - D-12
LABELS	D-13 - D-14
LP	D-22
LOUNGE	D-23 - E-02
SEALANTS & FASTENERS	E-03 - E-04
WATER & SEWERAGE	F-01 - F-02
WINDOW VENT	F-03 - F-04
EXTERIOR DOOR	F-05 - F-08
WINDSHIELD/WIPER	F-09 - F-10

WINDOW, VENT & EXTERIOR DOOR GROUP (CONTINUED)
PASSENGER SIDE LOUNGE SINGLE SLIDING WINDOW



KEY	PART NUMBER	U/M	DESCRIPTION
	098647-14-02A	EA	WINDOW-SLIDER HORIZONTAL - W/INSIDE FRAME - BLACK
	098647-14-701	EA	TRIM-INSIDE (OFF-WHITE) - W260-67 EXCEL-WHITE
1	098647-14-700	EA	WINDOW-SINGLE SLIDER - RIGHT (W/O INSIDE FRAME)
2	098644-01-705	FT	GLAZING STRIP, EXCEL M926-12
3	098647-14-702	EA	GLASS-STATIONARY - 106-017435 EXCEL
4	098644-01-710	FT	TRACK-SCREEN SPACER 12' LENGTH - EXCEI M401-31
5	098644-01-700	EA	LATCH REPAIR KIT
6	098644-01-708	FT	CHANNEL-PIERCED RUN EXCEL 122 016543
7	098644-01-711	FT	WEATHERSTRIP-SCREEN BLACK - EXCEL 171-016965
8	098647-14-704	EA	SCREEN W/SPRING & WEATHERSTRIP - 410 017464 EXCEL
9	098644 01-713	EA	SPRING-SCREEN FRAME (CLIP) PLASTIC - BLACK - EXCEL 226-016966
	098644-01-716	FT	PLUG-FILLER EXCEL 132-014470
	098644-01-717	FT	SPLINE-SCREEN MFG, EXCEL 32 004716
10	098647-14-703	EA	GLASS-SLIDING, W/SASH & LATCH - H260-G9 EXCEL
11	098644-01-706	FT	WEATHERSTRIP, EXCEL 171-010668

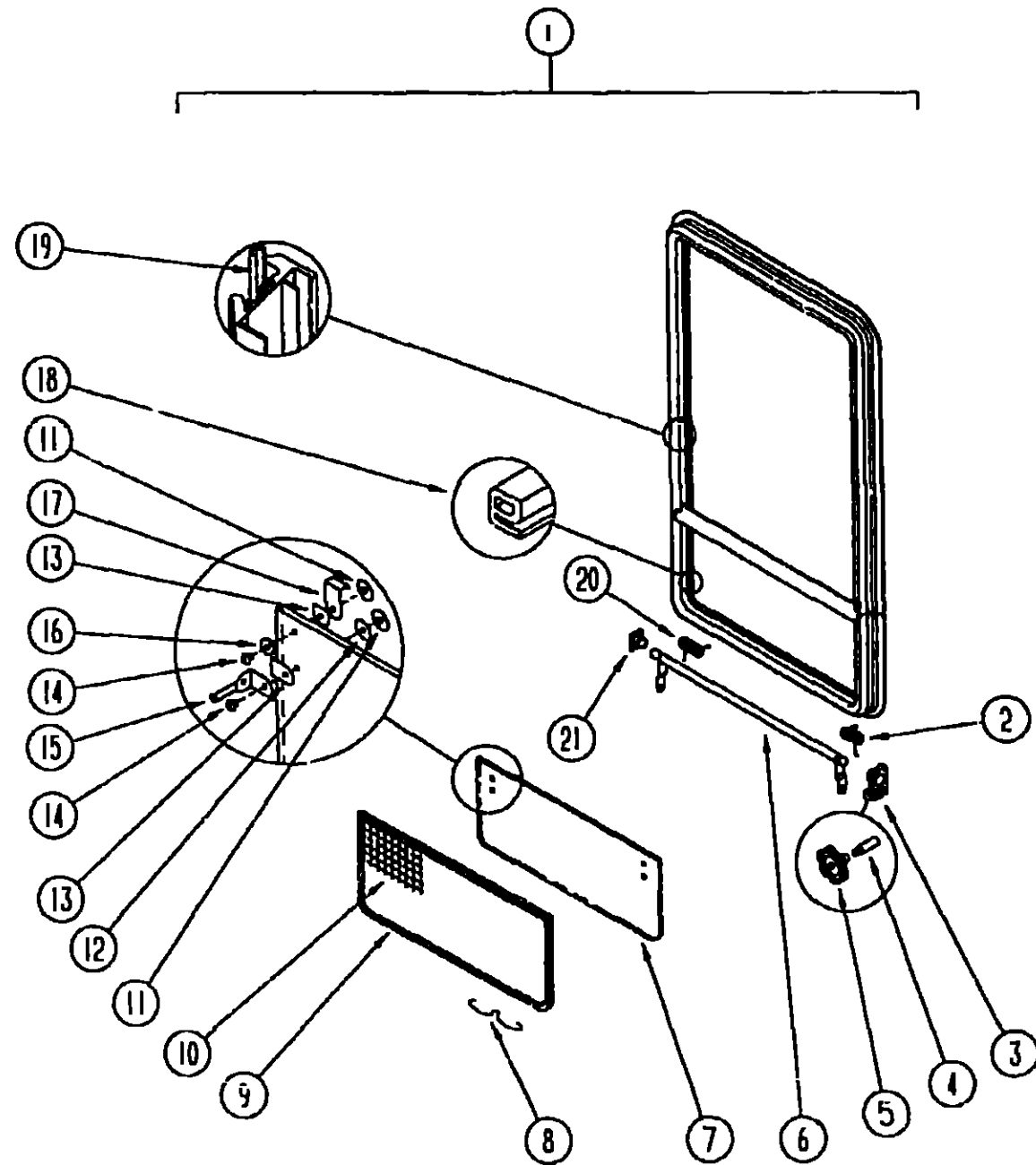
1993 WINNEBAGO
TABLE OF CONTENTS

INTRODUCTION	A-01 -	A-02
ABBREVIATIONS		A 03
ALPHABETICAL INDEX	A-04 -	A 06
WCF33RQ	A-07 -	F-10

1993 WCF33RQ INDEX

FLOOR PLAN	A 07 -	A 08
ACCESSORIES		A-09
AUDIO VIDEO	A-10 -	A-12
BATH	A 13 -	A-15
BEDROOM	A-16 -	A 18
CHASSIS	A-19 -	B-07
CUPTAIN & CUSHION	B-08 -	B-18
DINETTE	B-19 -	B 20
DRIVERS COMPARTMENT	B-21 -	C-02
ELECTRICAL	C 03 -	C 10
EXTERIOR BODY	C-11 -	C-18
GALLEY	C-19 -	C 23
GENERATOR	C 24 -	D-01
HEATING & A/C	D-02	D 08
INTERIOR FINISH	D 09 -	D-12
LABELS	D-13	D-21
LP		D-22
LOUNGE	D 23	E 02
PLUMBING & FASTENERS	E-03 -	E-06
WATER & SEWAGE	E-07 -	F-12
WINDOW VENT AND		
EXTERIOR DOOR	F-13 -	F 08
WINDSHIELD/WIPER	F-09 -	F 10

WINDOW, VENT & EXTERIOR DOOR GROUP (CONTINUED)
GALLEY WINDOW



KEY	PART NUMBER	U/M	DESCRIPTION
	090893-17-02A	EA	FRAME-WINDOW, INSIDE - OFF WHITE
1	092235-11-Y12	EA	WINDOW-TIPOUT, W/O INSIDE FRAME - 24 8" X 15 5"
	000G39-06-16T	EA	SCREW-SF/DR, 6-20 X 1 PPH - BLACK
2	080918 01-000	EA	SPRING-TORQUE TUBE, RIGHT
3	035302-02-000	EA	OPERATOR-TORQUE, TIPOUT WINDOW - LEFT
4	009439 06-000	EA	EXTENSION-WINDOW CONTROL
5	009439 05-000	EA	KNOB-OPERATOR, TIPOUT WINDOW - BLACK
	009439 07-000	EA	SCREW, 8-32 X 1 1/4 POH - BLACK
6	083150-10-000	EA	TUBE ASM - TORQUE, WINDOW
7	084068-15-000	EA	GLASS-TIPOUT, 9 2" X 24 5"
8	100168 01-000	EA	CLIP-SPRING, SCREEN
9	100235 02-B07	EA	SCREEN-SINGLE TIPOUT WINDOW
10	080218-03 000	SF	SCREEN-FIBERGLASS 12" WIDE
	100240-01-000	FT	SPLINE-SCREEN, T-SHAPED
11	086762 01-000	EA	T NUT 10-32
12	068927-03 000	EA	SEAL-WINDOW, RUBBER - ROUND - 80" DIA - BLACK
13	084473-01-000	EA	SEAL-RUBBER, TIPOUT WINDOW
14	086763-01-000	EA	SCREW-MACH, 10 - 32 X 1/4 PTH
15	097578 01-000	EA	L 'KAGE-TIPOUT WINDOW
	081649 01-000	EA	RING - SNAP, 7/32 SHAFT DIA
	084453-01-000	EA	WASHER - 060 X 50 X 135 - PLASTIC
	085315-01-000	EA	RIVET-SHOULDER TIPOUT WINDOW
16	084453-02-000	EA	WASHER - 060 X 50 X 250 - PLASTIC
17	089913-01-000	EA	HINGE-TIPOUT WINDOW BLACK
18	084067-02 000	FT	SEAL-E SHAPED SPONGE - TIPOUT WINDOW 4" X 4" - BLACK FROM 00 00 00 THRU. 04 04-93
18	084067-03-000	FT	SEAL-E SPONGE RUBBER - 10 6 X 8 6MM FROM 04 05 93 THRU 99 99 99
19	069640-11-000	EA	SEALER-TAPE, 3/16" X 3/8" BLACK
20	080918 02-000	EA	SPRING-TORQUE TUBE, LEFT
21	081354 01-000	EA	SLEEVE-TORQUE TUBE, TIPOUT WINDOW - 1 3" X 1 2" X 7"

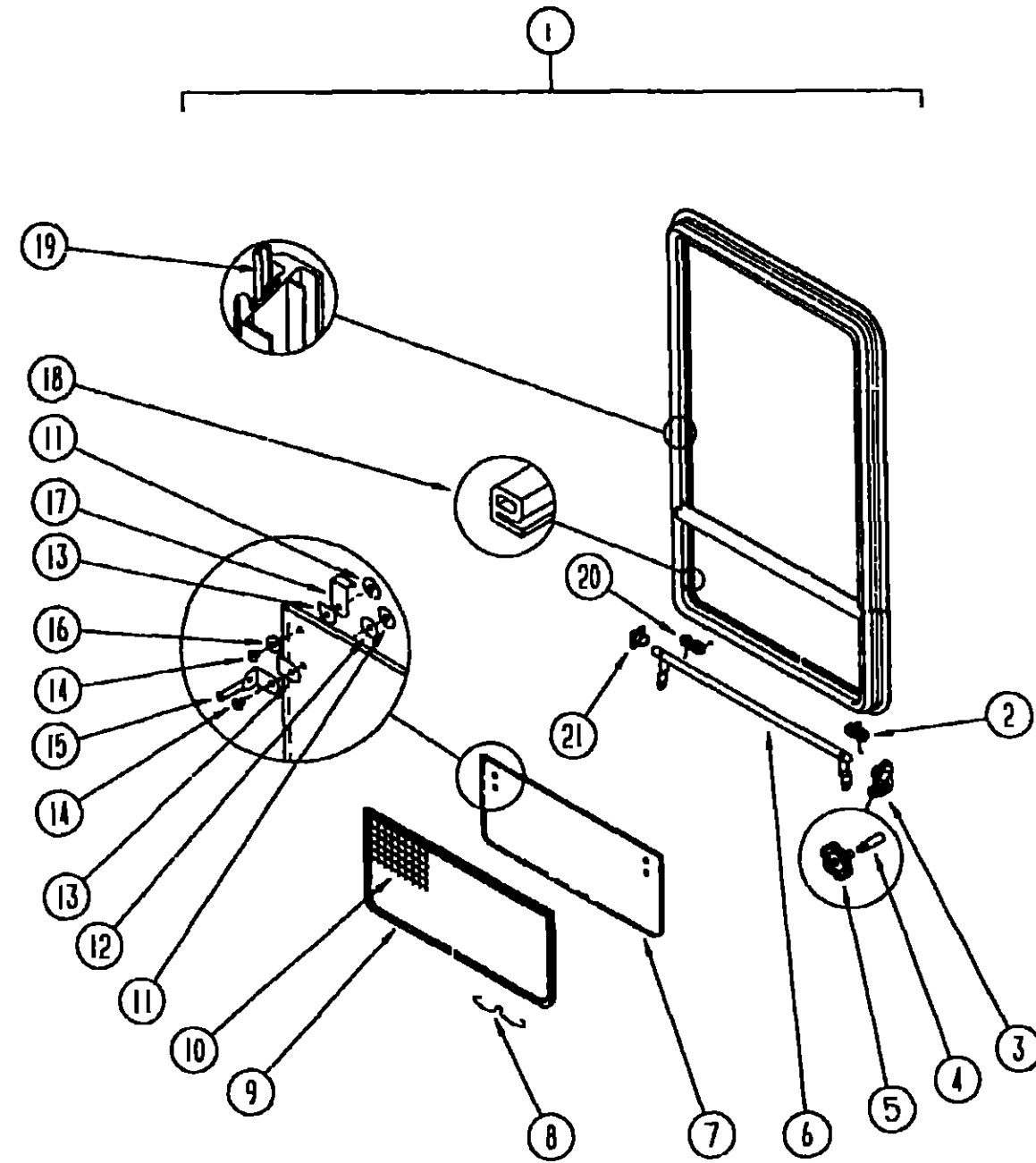
1993 WINNEBAGO
TABLE OF CONTENTS

INTRODUCTION	A-01 -	A-02
ABBREVIATIONS		A-03
ALPHABETICAL INDEX	A-04 -	A-06
WCF33RQ	A-07 -	F-10

1993 WCF33RQ INDEX

FLOOR PLAN	A-07 -	A-08
ACCESSORIES		A-09
AUDIO VIDEO	A-10 -	A-12
BATH	A-13 -	A-15
BEDROOM	A-16 -	A-18
CHASSIS	A-19 -	B-07
CURTAIN & CUSHION	B-08 -	B-18
DINETTE	B-19 -	B-20
DRIVERS COMPARTMENT	B-21 -	C-02
ELECTRICAL	C-03 -	C-10
EXTERIOR BODY	C-11 -	C-18
GALLEY	C-19 -	C-23
GENERATOR	C-24 -	D-01
HEATING & A/C	D-02 -	D-08
INTERIOR FINISH	D-09 -	D-12
LABELS	D-13 -	D-21
LP		D-22
LOUNGE	D-23 -	E-02
SEALANTS & FASTENERS	E-03 -	E-06
WATER & SEWAGE	E-07 -	E-12
WINDOW, VENT AND		
EXTERIOR DOOR	E-13 -	F-08
WINDSHIELD/WIPER	F-09 -	F-10

WINDOW, VENT & EXTERIOR DOOR GROUP (CONTINUED)
DRIVER & PASSENGER SIDE BEDROOM WINDOW



KEY	PART NUMBER	U/M	DESCRIPTION
1	090393-18-02A	EA	FRAME-WINDOW INSIDE - OFF WHITE
1	092235-12-Y12	EA	WINDOW-TIPOUT, W/O INSIDE FRAME - 40 3" X 26 8"
	000G39-06-16T	EA	SCREW-SF/DR 6-20 X 1 PPH - BLACK
2	080918-01-000	EA	SPRING-TORQUE TUBE, RIGHT
3	035302-02-000	EA	OPERATOR-TORQUE, TIPOUT WINDOW - LEFT
4	009439-06-000	EA	EXTENSION CRANK HANDLE, WINDOW/ROOF VENT - 9" - BLACK
5	009439-05-000	EA	KNOB-OPERATOR, TIPOUT WINDOW - BLACK
	009439-07-000	EA	SCREW, 8-32 X 1 1/4 POH - BLACK
6	083150-12-000	EA	TUBE ASM - TORQUE, WINDOW
7	084068-17-000	EA	GLASS-TIPOUT, 9 2" X 40"
8	100168-01-000	EA	CLIP-SPRING, SCREEN
9	100235-04-B07	EA	SCREEN-SINGLE TIPOUT WINDOW
10	080218-03-000	SF	SCREEN-FIBERGLASS, 12" WIDE
	100240-01-000	FT	SPLINE-SCREEN, T-SHAPED
11	086762-01-000	EA	T NUT 10-32
12	068927-03-000	EA	SEAL-WINDOW, RUBBER - ROUND - 80" DIA - BLACK
13	084473-01-000	EA	SEAL-RUBBER, TIPOUT WINDOW
14	086763-01-000	EA	SCREW-MACH, 10 - 32 X 1/4 PTH
15	097578-01-000	EA	LINKAGE-TIPOUT WINDOW
	081649-01-000	EA	RING - SNAP, 7/32 SHAFT DIA
	084453-01-000	EA	WASHER - 060 X 50 X 135 - PLASTIC
	085315-01-000	EA	RIVET-SHOULDER, TIPOUT WINDOW
16	084453-02-000	EA	WASHER - 060 X 50 X 250 - PLASTIC
17	089913-01-000	EA	HINGE-TIPOUT WINDOW, BLACK
18	084067-02-000	FT	SEAL-E SHAPED, SPONGE - TIPOUT WINDOW - 4" X 4" - BLACK FROM 00-00-00 THRU 04-04-93
18	084067-03-000	FT	SEAL-E, SPONGE RUBBER - 10 6 X 8 6MM FROM 04 05 93 THRU 99-99-99
19	069640-11-000	EA	SEALER-TAPE, 3/16" X 3/8" BLACK
20	080918 02-000	EA	SPRING-TORQUE TUBE, LEFT
21	081354-01-000	EA	SLFEVE-TORQUE TUBE, TIPOUT WINDOW - 1 3" X 1 2" X 7"

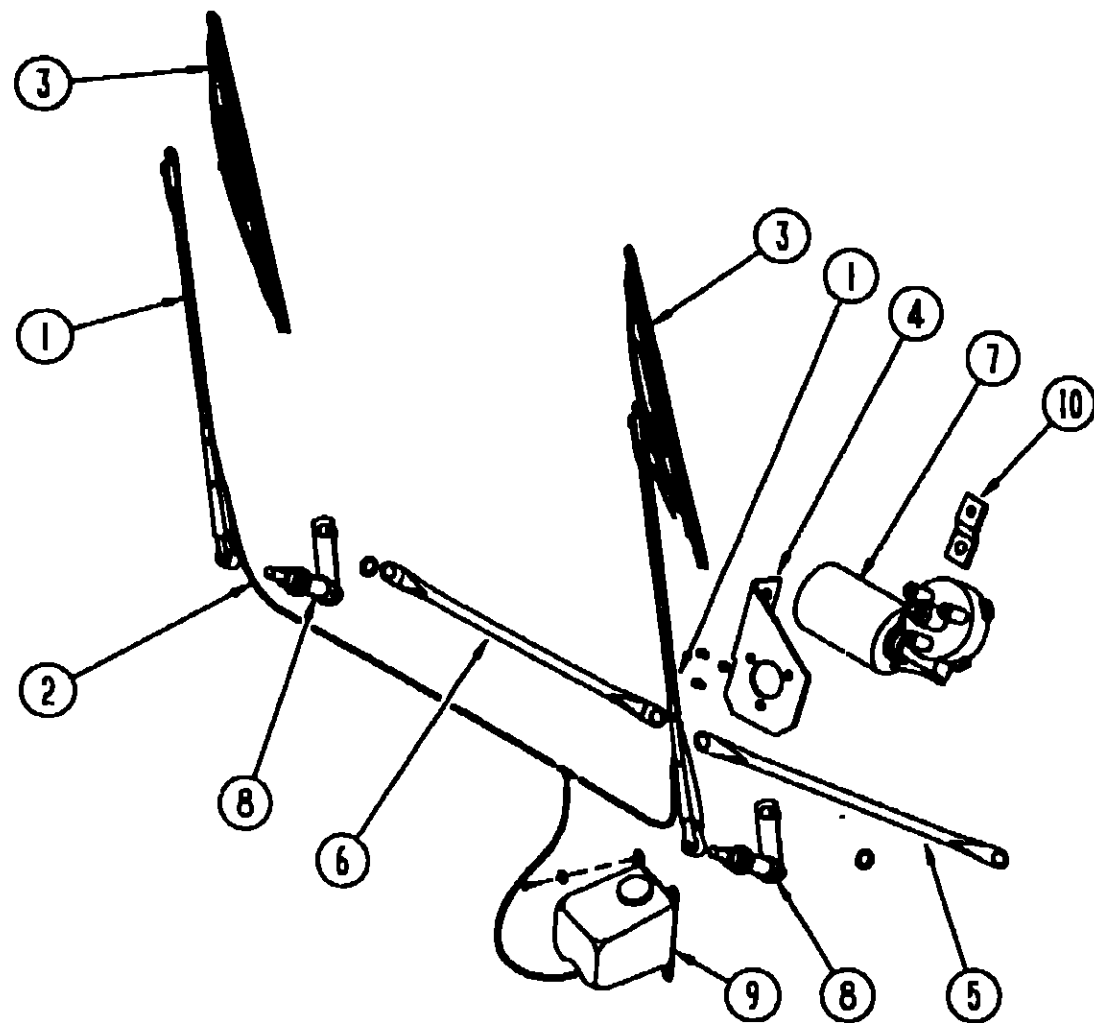
1993 WINNEBAGO
TABLE OF CONTENTS

INTRODUCTION	A-01 -	A-02
ABBREVIATIONS		A-03
ALPHABETICAL INDEX	A-04 -	A-06
WCF33RQ	A-07 -	F-10

1993 WCF33RQ INDEX

FLOOR PLAN	A-07 -	A-08
ACCESSORIES		A-09
AUDIO VIDEO	A-10 -	A-12
BATH	A-13 -	A-15
BEDROOM	A-16 -	A-18
CHASSIS	A-19 -	B-07
CURTAIN & CUSHION	B-08 -	B-18
DINETTE	B-19 -	B-20
DRIVERS COMPARTMENT	B-21 -	C-02
ELECTRICAL	C-03 -	C-10
EXTERIOR BODY	C-11 -	C-18
GALLEY	C-19 -	C-23
GENERATOR	C-24 -	D-01
HEATING & A/C	D-02 -	D-08
INTERIOR FINISH	D-09 -	D-12
LABELS	D-13 -	D-21
LP		D-22
LOUNGE	D-23 -	E-02
SEALANTS & FASTENERS	E-03 -	E-06
WATER & SEWAGE	E-07 -	E-12
WINDOW VENT AND		
EXTERIOR DOOR	E-13 -	F-08
WINDSHIELD/WIPER	F-09 -	F-10

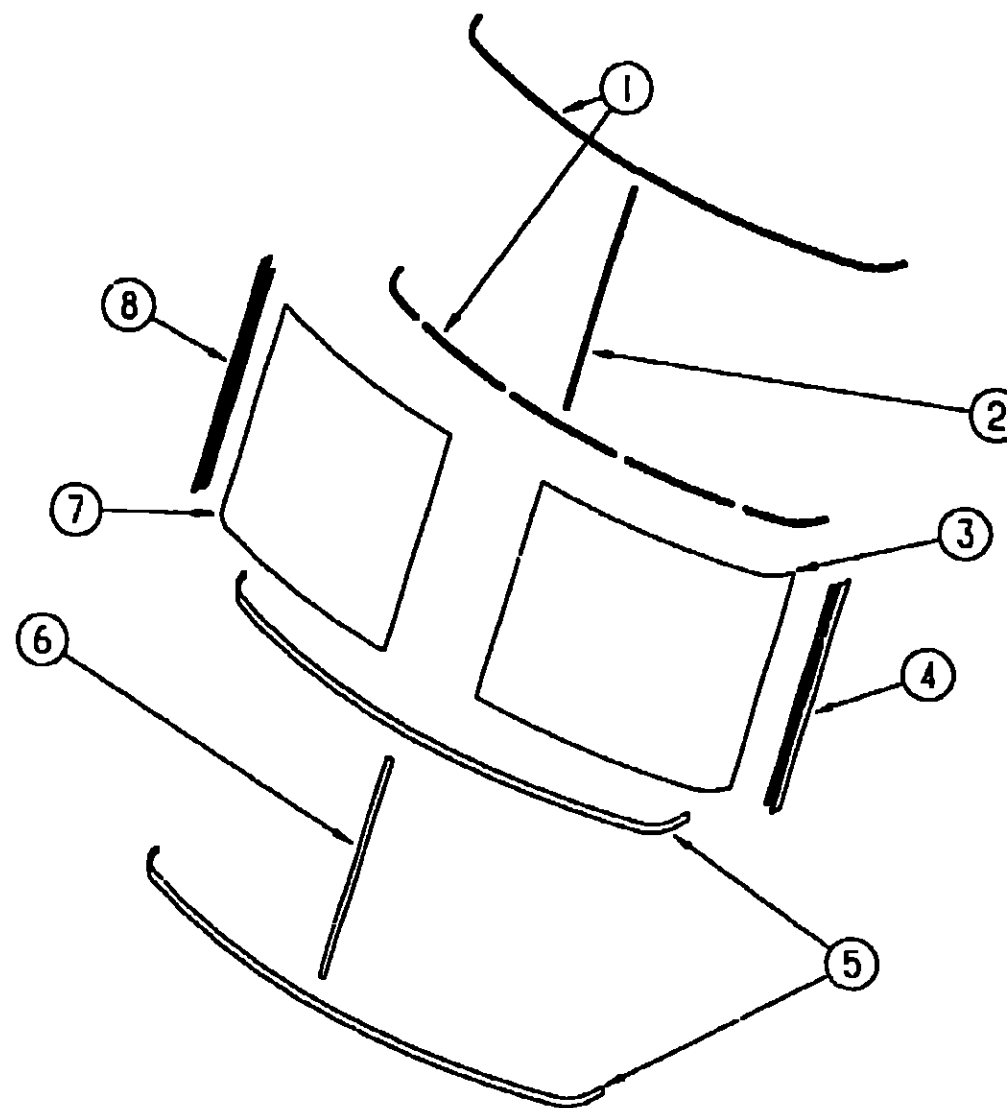
WINDSHIELD & WIPER GROUP



WIPER COMPONENTS

KEY	PART NUMBER	U/M	DESCRIPTION
1	103671-01-000	EA	ARM-WIPER, PANTOGRAPH - 24"
2	045794 01-000	FT	HOSE-WASHER WINDSHIELD - 5/32" ID - BLACK
3	095964 01-000	EA	BLADE-WIPER, 24"
4	104549-01-000	EA	BRACKET ASM-WIPER
4	103726-01-000	EA	BRACKET-WIPER, MOTOR
5	103672 01-000	EA	LINK ASM - CONNECTING - DRIVERS
6	103672 02 000	EA	LINK ASM - CONNECTING PASSENGERS
7	104346 01-000	EA	MOTOR WIPER
8	096505-02 000	EA	PIVOT & SHAFT ASM WIPER PASSENGER WINDSHIELD FROM 00 00-00 THRU 04-20 93
8	096505-05 000	EA	PIVOT & SHAFT ASM-WIPER, PASSENGER WINDSHIELD FROM 04-21-93 THRU 99 99-99
8	096505 03-000	EA	PIVOT & SHAFT ASM WIPER DRIVER WINDSHIELD FROM 00 00 00 THRU 12-18 92
8	096505-06-000	EA	PIVOT & SHAFT ASM WIPER, DRIVER WINDSHIELD FROM 12-19-92 THRU 99 99-99
	096526-01-000	EA	SCREW HEX, 1/4 - 28
9	056000-02-000	EA	WASHER-WINDSHIELD, BOTTLE & PUMP
10	104347-01-000	EA	ARM-DRIVE, WIPER MOTOR 1 54"
	056000-01-700	FT	VACUUM HOSE 7/64 - 5/32
	061603-01-000	EA	GROMMET-SNAP, 3/16 ID - 3/8 HOLE - PLASTIC - BLACK
	067188-01-000	EA	STUD CRANK, WIPER
	040921-04-000	EA	NUT-SPEED U TYPE - NO 8 - 59" LENGTH X 44" WIDTH
	040921-05 000	EA	NUT SPEED, U TYPE - NO 8 - 67" LENGTH X 44" WIDTH
	040921-06-000	EA	NUT-SPEED, U TYPE - NO 8 - 57" LENGTH X 63" WIDTH
	110742-01-000	EA	GASKET WIPER
			FROM 01-11-93 THRU 99-99-99
	096931-01-700	FT	HOSE F/WIPER BLADES
	096931-01-701	EA	NOZZLE HARDWARE KIT

WINDSHIELD & WIPER GROUP (CONTINUED)



WINDSHIELD MOLDINGS & GLASS

KEY	PART NUMBER	U/M	DESCRIPTION
1	102935-01-000	EA	CARRIER-REVEAL, 50" - WINDSHIELD
2	102935-02-000	EA	CARRIER REVEAL, 38" - WINDSHIELD
2	110268 02-000	EA	CARRIER-REVEAL, 38" - WINDSHIELD FROM 00-00-00 THRU 12-13-92
	110268 05-000	EA	CARRIER REVEAL, 2" - WINDSHIELD FROM 12-14-92 THRU 99-99-99
	110268 07-000	EA	CARRIER REVEAL, 42 1" - WINDSHIELD FROM 12-14-92 THRU 99-99-99
3	088793-04-000	EA	GLASS WINDSHIELD, DRIVER
4	103107-02 01A	EA	TRIM - WINDSHIELD - SIDE - BLACK
5	102936-01-000	FT	MOLDING - REVEAL - WINDSHIELD
6	102936-01-000	FT	MOLDING - REVEAL - WINDSHIELD - CENTER
7	088793 03 000	EA	GLASS-WINDSHIELD, PASSENGER
8	103107-01-01A	EA	TRIM - WINDSHIELD - SIDE - BLACK
	098788 06 000	EA	CHANNEL - 49" PCV
	077922-03 000	EA	HEADER WINDSHIELD END - RIGHT
	077922-04 000	EA	HEADER WINDSHIELD END - LEFT
	077922-05 000	EA	HEADER WINDSHIELD - CENTER
	078579-07-000	EA	TRIM - WINDSHIELD - UPPER INNER - RIGHT OFF WHITE
	078579 08 000	EA	TRIM - WINDSHIELD - UPPER INNER - LEFT OFF WHITE
	079765 07-000	EA	TRIM-WINDSHIELD - CENTER - OFF WHITE
	077847-02 000	EA	SUPPORT - WINDSHIELD - LOWER - W/O BRACKETS

**1993 WINNEBAGO
TABLE OF CONTENTS**

INTRODUCTION	A-01 -	A-02
ABBREVIATIONS		A-03
ALPHABETICAL INDEX	A-04 -	A-06
WCF33RQ	A-07 -	F-10

1993 WCF33RQ INDEX

FLOOR PLAN	A-07 -	A-08
ACCESSORIES		A-09
AUDIO VIDEO	A-10 -	A-12
BATH	A-13 -	A-15
BEDROOM	A-16 -	A-18
CHASSIS	A-19 -	B-07
CURTAIN & CUSHION	B-08 -	B-18
DINETTE	B-19 -	B-20
DRIVERS COMPARTMENT	B-21 -	C-02
ELECTRICAL	C-03 -	C-10
EXTERIOR BODY	C-11 -	C-18
GALLEY	C-19 -	C-23
GENERATOR	C-24 -	D-01
HEATING & A/C	D-02 -	D-08
INTERIOR FINISH	D-09 -	D-12
LABELS	D-13 -	D-21
LP		D-22
LOUNGE	D-23 -	E-02
SEALANTS & FASTENERS	E-03 -	E-06
WATER & SEWAGE	E-07 -	E-12
WINDOW, VENT AND		
EXTERIOR DOOR	E-13 -	F-08
WINDSHIELD/WIPER	F-09 -	F-10