
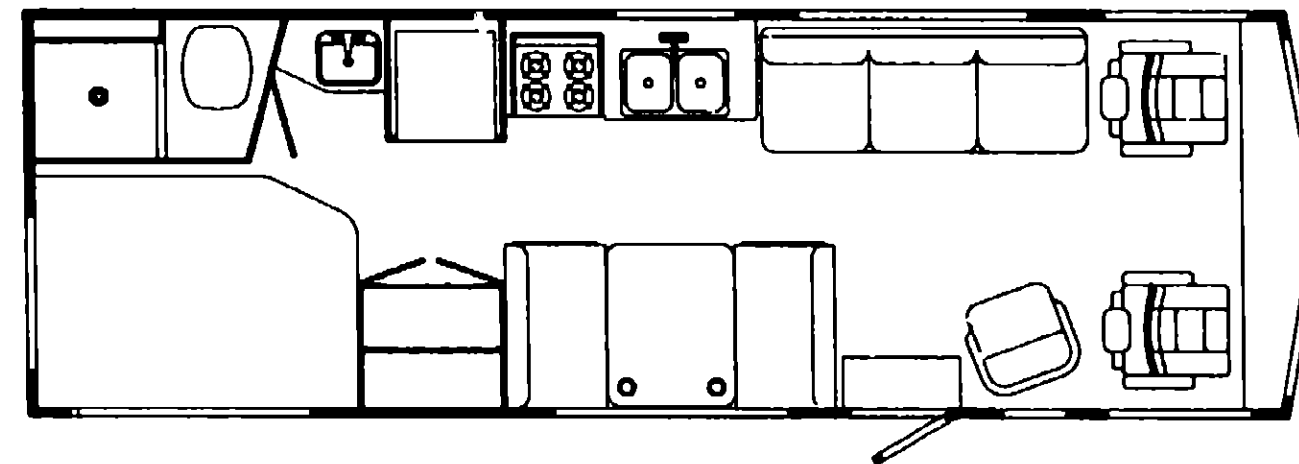


1993 WCF27RC D09 D10 D11



1993 WINNEBAGO TABLE OF CONTENTS

INTRODUCTION	A-01 -	A-02
ABBREVIATIONS		A-03
ALPHABETICAL INDEX	A-04 -	A-06
WCF27RC	A-07 -	F-02
WCF27RQ	F-03 -	J-20



1993 WCF27RC INDEX

FLOOR PLAN	A-07 -	A-08
ACCESSORIES		A-09
AUDIO VIDEO	A-10 -	A-12
BATH	A-13 -	A-14
BEDROOM	A-15 -	A-16
CHASSIS	A-17 -	B-04
CURTAIN & CUSHION	B-05 -	B-14
DINETTE	B-15 -	B-16
DRIVERS COMPARTMENT	B-17 -	B-21
ELECTRICAL	B-22 -	C-04
EXTERIOR BODY	C-05 -	C-12
GALLEY	C-13 -	C-17
GENERATOR	C-18 -	C-19
HEATING & A/C	C-20 -	D-02
INTERIOR FINISH	D-03 -	D-06
LABELS	D-07 -	D-15
LP		D-16
LOUNGE	D-17 -	D-18
SEALANTS & FASTENERS	D-19 -	D-22
WATER & SEWAGE	D-23 -	E-06
WINDOW, VENT AND EXTERIOR DECOR	E-07 -	E-24
WINDSHIELD/WIPER	F-01 -	F-02

**ACCESSORIES GROUP
OPERATOR MANUAL**

KEY PART NUMBER	U/M DESCRIPTION
054185-38 000	EA MANUAL-OPERATOR, 1993 BRAVE
092318-01-000	EA BINDER - 3 RING, MOTOR HOME MANUAL
092319-01-000	EA POCKET PAGE - 3 RING BINDER, PLASTIC
108229 01 000	DW TOP LEVEL DRAWING-F, 1993

**AUDIO VIDEO GROUP
PATIO ENTERTAINMENT CENTER**

KEY PART NUMBER	U/M DESCRIPTION
073741-03-000	EA SPEAKER-RADIO, OVAL - AUDIOVOX 110-2074 - 4" X 6" FROM 00-00-00 THRU 12 20 92
110469 01-000	EA SPEAKER - 4" X 6", OVAL - MAGNADYNE F46XB-12 FROM 12-21-92 THRU 99-99-99
073741-04 000	EA GRILLE-SPEAKER, OVAL - 4" X 6" - BLACK FROM 00-00 00 THRU 12-20-92
110470-01-01A	EA GRILLE-SPEAKER, OVAL - 4" X 6" - BLACK - MAGNADYNE G46WI FROM 12-21-92 THRU 99 99-99
087683-01-000	EA RADIO-AM/FM STEREO W/CASSETTE - AUDIOVOX 144D1559
090862-01-000	EA BRACKET-F\T, ANTENNA - 3 1" X 3 9" - STEEL - BLACK FROM 00-00 00 THRU 01-04-93
108847-01-000	EA BRACKET-ANTENNA GROUND FROM 01-05-93 THRU 99-99-99
104498 01 000	EA BRACKET-ANTENNA MOUNT, STEEL
109889-02-000	EA ANTENNA-SHAFT EXTENDER, 2" - MAGNADYNE RV71EX2
109944-01 000	EA ANTENNA-RADIO, 16" RUBBER

RADIO SYSTEM & ANTENNA

KEY PART NUMBER	U/M DESCRIPTION
104089-01-000	EA RADIO-AM/FM STEREO, CASSETTE - AUDIOVOX IM-DXF FROM 00-00-00 THRU 03-10-93
110267-01-000	EA RADIO-AM/FM STEREO, AUDIOVOX IM-200 FROM 03-11-93 THRU 95-99-99
077069-02-000	EA CABLE-ANTENNA, RADIO - EXTENSION 96" - ARA 6700667
090944-01-000	EA ANTENNA-RADIO, 16" RUBBER
097621-02-000	EA MOUNTING KIT-RADIO, AUDIOVOX WMK-AR02 FROM 00-00-00 THRU 01-31-93
081059-02-000	EA WIRE ASM - 9-PIN, RADIO - AUDIOVOX 112B-1761
089340-02-000	EA GRILLE-SPEAKER, 6 5" SQUARE
089340-03 000	EA SPACER-GRILLE, 6 5" SQUARE - TAN - MAGNADYNE G514
094097-01-000	EA SPEAKER RADIO, W/O GRILLE - 5 25" DIA - AUDIOVOX 110C3030
073741-03-000	EA SPEAKER-RADIO, OVAL - AUDIOVOX 110-2074 - 4" X 6" FROM 00-00-00 THRU 12-20-92
110469 01-000	EA SPEAKER - 4" X 6", OVAL - MAGNADYNE F46XB-12 FROM 12-21-92 THRU 99 99-99
073741-04-000	EA GRILLE-SPEAKER, OVAL - 4" X 6" - BLACK FROM 00-00-00 THRU 12-20-92
110470-01-01A	EA GRILLE-SPEAKER, OVAL - 4" X 6" - BLACK - MAGNADYNE G46WI FROM 12-21-92 THRU 99 99-99

**1993 WINNEBAGO
TABLE OF CONTENTS**

INTRODUCTION	A-01 -	A-02
ABBREVIATIONS		A-03
ALPHABETICAL INDEX	A-04 -	A-06
WCF27RC	A-07 -	F-02
WCF27RQ	F-03 -	J-20

1993 WCF27RC INDEX

FLOOR PLAN	A-07 -	A-08
ACCESSORIES		A-09
AUDIO VIDEO	A-10 -	A-12
BATH	A-13 -	A-14
BEDROOM	A-15 -	A-16
CHASSIS	A-17 -	B-04
CURTAIN & CUSHION	B-05 -	B-14
DINETTE	B-15 -	B-16
DRIVERS COMPARTMENT	B-17 -	B-21
ELECTRICAL	B-22 -	C-04
EXTERIOR BODY	C-05 -	C-12
GALLEY	C-13 -	C-17
GENERATOR	C-18 -	C-19
HEATING & A/C	C-20 -	D-02
INTERIOR FINISH	D-03 -	D-06
LABELS	D-07 -	D-15
LP		D-16
LOUNGE	D-17 -	D-18
SEALANTS & FASTENERS	D-19 -	D-22
WATER & SEWAGE	D-23 -	E-06
WINDOW, VENT AND		
EXTERIOR DOOR	E-07 -	E-24
WINDSHIELD/WIPER	F-01 -	F-02

AUDIO VIDEO GROUP (CONTINUED)
CB ANTENNA

KEY	PART NUMBER	U/M DESCRIPTION
	105248-01-000	EA ANTENNA-CB, ADVANCE 8604
	104498-01-000	EA BRACKET-ANTENNA MOUNT, STEEL

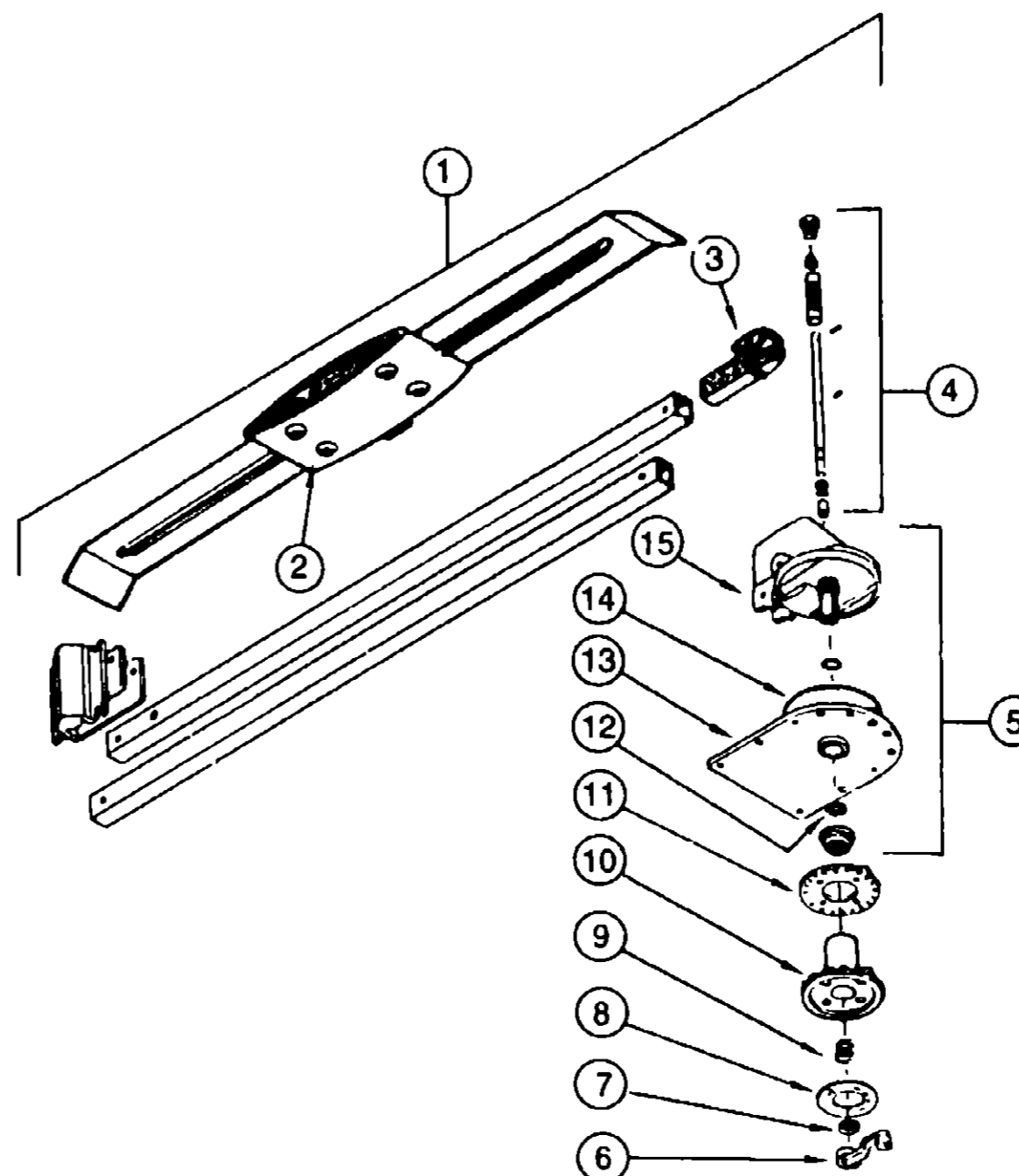
TV, VCR & CONTROL CENTER

KEY	PART NUMBER	U/M DESCRIPTION
	098447-03-000	EA TV - 13", COLOR W/REMOTE - U.S. - MAGNAVOX RR1337W
	098447-03-700	EA REMOTE-TV, MAGNAVOX RR1337W & RR1330W
	098447-04-000	EA TV - 13", COLOR W/REMOTE - CANADIAN - MAGNAVOX RR1330W
	098447-03-700	EA REMOTE-TV, MAGNAVOX RR1337W & RR1330W
	098446-03-000	EA VCR-VHS CABLE READY W/REMOTE - MAGNAVOX VR9010
		FROM 00-00-00 THRU 10-04-92
	098446-03-700	EA REMOTE F/MODEL #9010 - MAGNAVOX 0974588
	098446-04-000	EA VCR-VHS CABLE READY W/REMOTE - MAGNAVOX VR9110
		FROM 10-05-92 THRU 05-16-93
	098446-04-700	EA REMOTE F/MODELS #9110 & #9120 - MAGNAVOX 0974586
	098446-05-000	EA VCR VHS CABLE READY W/REMOTE - MAGNAVOX VR9120
		FROM 05-17-93 THRU 99-99-99
	098446-04-700	EA REMOTE F/MODELS #9110 & #9120 - MAGNAVOX 0974586
	099717-01-000	EA TIEDOWN-TV, STRAP ON FEMALE END IS 22 8" LONG
	099717-02-000	EA TIEDOWN-TV, STRAP ON FEMALE END IS 28 7" LONG
	098819-01-000	EA SPEAKER - 2 WATT, 8 OHM - 4"
	093214-01-02A	EA GRILLE-SPEAKER, 4" BROWN
	086757-03 000	EA CONTROL CENTER-SWITCH, VCR/TV - MAGNADYNE VCS-6

TV CABLE, CONNECTORS, & WALLPLATES

KEY	PART NUMBER	U/M DESCRIPTION
	076319-12-000	EA CONNECTOR-COAXIAL, ONE PIECE
	082134-01-000	EA ADAPTER-TV, CABLE TO CABLE - WINEGARD F-81M
	086756-01-000	EA SPLITTER-TV, 2 WAY
	076319-03-000	FT CABLE-COAXIAL, 75 OHM
	076319-06-000	EA ADAPTOR CABLE ROOF PLATE, WINEGARD RPJ-1
	076319 09-000	EA WALLPLATE-CABLE RECEPTACLE, TV - SINGLE - BROWN
	086777-01-000	EA WALLPLATE-TV CABLE, W/ANTENNA SWITCH - IVORY
	086777-03-000	EA PLATE-WALL, CABLE - W/TV ANTENNA SWITCH & BOOSTER - IVORY
		FROM 00-00-00 THRU 04-14-93
	086777-05 000	EA PLATE-WALL, ANTENNA - 1 OUTPUT - IVORY - WINEGARD RV-0921
		FROM 04-15-93 THRU 99-99-99

AUDIO VIDEO GROUP (CONTINUED)



TV ANTENNA

KEY	PART NUMBER	U/M DESCRIPTION
1	076319-01-000	EA ANTENNA-TV, ROOF MOUNT - 44 5" MAST - RVA W02
2	076319-01-700	EA HEAD-ANTENNA, AMPLIFIED - WINEGARD# RVSA U/V
3	076319-01-701	EA GEAR-ELEVATING, PLASTIC - WINEGARD# 2200046
4	076319-01-702	EA SHAFT ASM-ELEVATING, WINEGARD# RVP-400A
5	076319-01-711	EA BASE & LIFT ASM - WINEGARD# 2762802
6	076319-01-706	EA CRANK-ELEVATING, W/SET SCREW - WINEGARD# 5755100
7	076319-01-705	EA GROMMET-NYLON, 7/8" ID - WINEGARD# 3200658
8	076319-01-708	EA DECAL-CRANK, WINEGARD# 5413002
9	076319 01-707	EA SPRING-HANDLE, WINEGARD# 5160800
10	076319-01-709	EA PLATE-DIRECTIONAL, FOR HEAD - WINEGARD #3200644
11	076319-01-712	EA PLATE-CEILING, WINEGARD# 3200608
12	076319 01-704	EA BEARING-NYLON, 1 25" OD - WINEGARD# 3200657
13	076319-01-713	EA PLATE-BASE, STEEL - WINEGARD# 3100523
14	076319-01-703	EA BEARING NYLON, 5" OD - WINEGARD# 3200656
15	076319-01-714	EA HOUSING-ROTATING GEAR - WINEGARD# 2200049

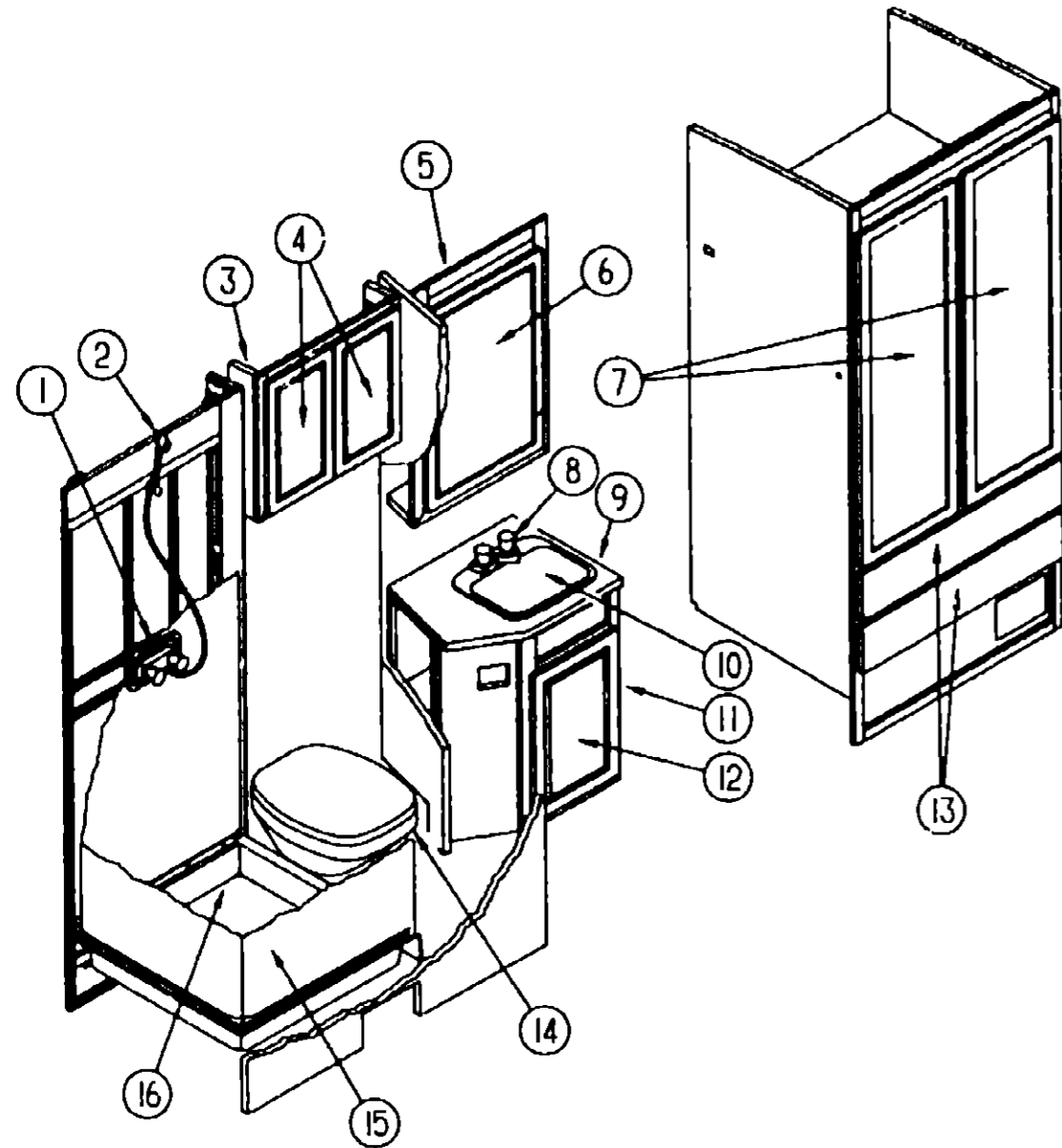
1993 WINNEBAGO
TABLE OF CONTENTS

INTRODUCTION	A-01 -	A-02
ABBREVIATIONS		A-03
ALPHABETICAL INDEX	A-04 -	A-06
WCF27RC	A-07 -	F-02
WCF27RQ	F-03 -	J-20

1993 WCF27RC INDEX

FLOOR PLAN	A-07 -	A-08
ACCESSORIES		A-09
AUDIO VIDEO	A-10 -	A-12
BATH	A-13 -	A-14
BEDROOM	A-15 -	A-16
CHASSIS	A-17 -	B-04
CURTAIN & CUSHION	B-05 -	B-14
DINETTE	B-15 -	B-16
DRIVERS COMPARTMENT	B-17 -	B-21
ELECTRICAL	B-22 -	C-04
EXTERIOR BODY	C-05 -	C-12
GALLEY	C-13 -	C-17
GENERATOR	C-18 -	C-19
HEATING & A/C	C-20 -	D-02
INTERIOR FINISH	D-03 -	D-06
LABELS	D-07 -	D-15
LP		D-16
LOUNGE	D-17 -	D-18
SEALANTS & FASTENERS	D-19 -	D-22
WATER & SEWAGE	D-23 -	E-06
WINDOW, VENT AND		
EXTERIOR DOOR	E-07 -	E-24
WINDSHIELD/WIPER	F-01	F-02

BATH GROUP
BATHROOM CABINET & COMPONENTS



KEY	PART NUMBER	U/M	DESCRIPTION
1	075241-05-000	EA	FAUCET-SHOWER, BONE
	075606-01-000	EA	PANEL-FAUCET BACK, SHOWER - 5' X 9' - PLASTIC
2	103092-01-000	EA	SHOWER HEAD-W/60" HOSE - US
2	103092-02-000	EA	SHOWER HEAD-W/60" HOSE - CANADIAN
	103092-01-700	EA	BRACKET ONLY-CLEAR, F/SHOWER HEAD - 232B02B
3	102851-01-C05	EA	CABINET-STORAGE, W/O DOORS OR HARDWARE
4	P04746-08-D09	EA	DOOR W/O HARDWARE - 285 MM X 500 MM
5	102821-01-C05	EA	CABINET-MEDICINE, W/O DOOR OR HARDWARE
6	102326-02-000	EA	DOOR-MIRRORED, W/HINGE W/O PULL - 750 MM X 500 MM
	102327-01-01A	EA	PULL-MIRROR, SQUARE
	088254-01-000	EA	CATCH-MAGNETIC, 1 8" X 7"
7	P04746-49-D09	EA	DOOR-W/O HARDWARE - 410 MM X 1660 MM
	009112-01-000	EA	FLANGE - 1" ROD, CLOTHES - PLASTIC - OFF WHITE
	042438-01-000	EA	DOWEL-WOOD, CLOTHES ROD - 1" DIAMETER X 4'
8	075240-06-000	EA	FAUCET-LAVATORY, BONE
	091253-01-000	EA	GASKET-FAUCET, LAVATORY/GALLEY
9	102822-11-D09	EA	COUNTERTOP-LAVATORY CABINET
10	096927-01-01A	EA	SINK-LAVATORY, RECTANGULAR PLASTIC - BONE
	096927-01-700	EA	SINK-STOPPER
	096927-01-701	EA	TAILPIECE-SINK
11	102822-01-D09	EA	CABINET-LAVATORY W/COUNTERTOP
12	P04746-21-D09	EA	DOOR W/O HARDWARE - 340 MM X 555 MM
13	P07330-05-D09	EA	DRAWER-W/O HARDWARE - 359 MM X 102 MM FACE SIZE - NOTCHED
			FROM 00-00-00 THRU 10-17-92
13	P07330-07-D09	EA	DRAWER-W/O HARDWARE - 359 MM X 102 MM FACE SIZE - SLOTTED
			FROM 10-18-92 THRU 99-99-99
14	067487-02-000	EA	TOILET - 12 37", IVORY - FOOT FLUSH - THETFORD
	063740-01-700	EA	LEVER-WATER, THETFORD 12514
	063740-01-706	EA	BOLT PACKAGE-CLOSET, THETFORD 12524
	063740-01-710	EA	LINK, THETFORD 12513
	063740-01-713	EA	SEAL-BALL VALVE TO BOWL, THETFORD 12502
	063740-01-714	EA	VALVE ASM-WATER, THETFORD 12492
	063740-01-717	EA	TUBE-FLUSH, TOILET - THETFORD 12509
	063740-02-700	EA	SEAT & COVER, PARCHMENT - THETFORD 20829
	075452-02-000	EA	HOLDER-TOILET TISSUE, BRASS
	075454-02-000	EA	RING-TOWEL, W/MOUNTING HARDWARE - BRASS
	100357-01-000	EA	ROD-TOWEL, BRASS W/ENDS BENT FOR BACK OF BATH DOOR
	102089-13-B07	EA	WOOD RAIL - TOWEL RACK - RIGHT SIDE - 26" LONG
	102089-14-B07	EA	WOOD RAIL - TOWEL RACK - LEFT SIDE - 26" LONG
15	102046-01-01A	EA	SURROUND-SHOWER, OFF WHITE
16	M02429-06-000	EA	PAN-SHOWER
	066435-01-000	EA	NUT-STRAINER
	066436-01-000	EA	NUT-SLIP, TAILPIECE - 1 5"
	066440-01-000	EA	STRAINER-SHOWER, W/RUBBER WASHER
	069735-01-000	EA	WASHER-STRAINER TO TAILPIECE PLASTIC, 1 5"
	057671-01-000	EA	COVER-SCREW, #8 - PLASTIC - OFF WHITE
	M87868-05-C05	EA	DOOR-CABINET BATH
	094485-01-01A	EA	KNOB-DOOR, POLISHED BRASS
			FROM 00-00-00 THRU 09-23-92
	094485-02-01A	EA	KNOB-DOOR, BRASS - INTERTEK YDLC20
			FROM 09-24-92 THRU 99-99-99

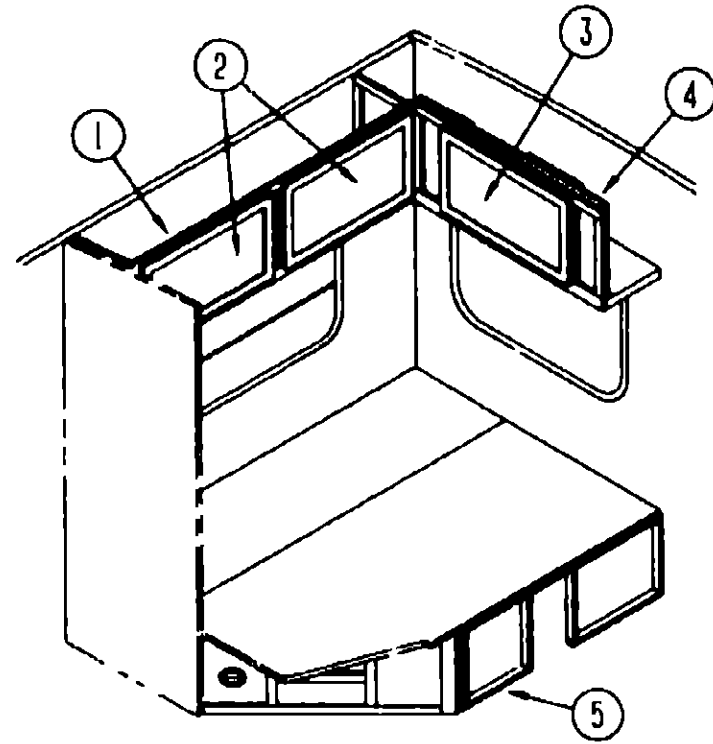
1993 WINNEBAGO
TABLE OF CONTENT'S

INTRODUCTION	A-01	A-02
ABBREVIATIONS		A-03
ALPHABETICAL INDEX	A-04	A-06
WCF27RC	A-07	F-02
WCF27HQ	F-03	J-20

1993 WCF27RC INDEX

FLOOR PLAN	A-07	A-08
ACCESSORIES		A-09
AUDIO VIDEO	A-10	A-12
BATH	A-13	A-14
BEDROOM	A-15	A-16
CHASSIS	A-17	B-04
CURTAIN & CUSHION	B-05	B-14
DINETTE	B-15	B-16
DRIVERS COMPARTMENT	B-17	B-21
ELECTRICAL	B-22	C-04
EXTERIOR BODY	C-05	C-12
GALLEY	C-13	C-17
GENERATOR	C-18	C-19
HEATING & A/C	C-20	D-02
INTERIOR FINISH	D-03	D-06
LABELS	D-07	D-15
LP		D-16
LOUNGE	D-17	D-18
SEALANTS & FASTENERS	D-19	D-22
WATER & SEWAGE	D-23	E-06
WINDOW, VENT AND		
EXTERIOR DOOR	E-07	E-24
WINDSHIELD/WIPER	F-01	F-02

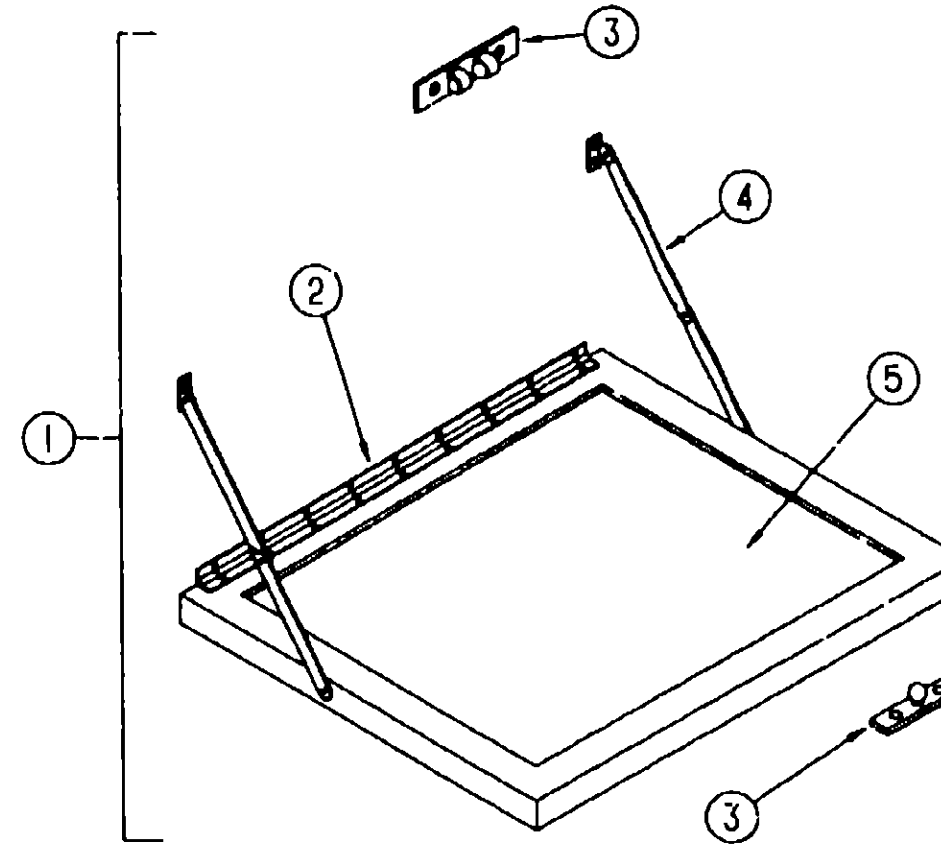
BEDROOM GROUP



DOUBLE BEDROOM CABINERY

KEY	PART NUMBER	U/M DESCRIPTION
1	M05019-40-D09	EA CABINET-OVERHEAD, W/O DOORS OR HARDWARE
2	P04746-03-D09	EA DOOR-W/O HARDWARE - 400 MM X 710 MM
3	P04746-04-D09	EA DOOR-W/MIRROR W/O HARDWARE - 400 MM X 710 MM
4	M05019-46-D09	EA CABINET-OVERHEAD, W/O DOORS OR HARDWARE (D09)
4	M05019-46-D10	EA CABINET-OVERHEAD, W/O DOORS OR HARDWARE (D10/D11)
5	P02963-01-C05	EA CABINET-DOUBLE BED
	M04169-02-C05	EA DOUBLE BED TOP-RH, W/H-CHANNEL
	M04169-03-C05	EA DOUBLE BED TOP-LH
	052859-01-W30	FT TRIM-EDGE, VINYL - 1 5' WIDE - BEIGE
	089076-03-000	EA SUPPORT-BED, H-CHANNEL - 1 96" X 72 7" - ALUMINUM - BEIGE

BEDROOM GROUP (CONTINUED)



TV STAND

KEY	PART NUMBER	U/M DESCRIPTION
1	084357-02-W24	EA STAND-FOLD DOWN, TV - W/MIRROR
2	084413-01-000	EA HINGE-CONTINUOUS, W/HOLES
3	084451-01-000	EA CATCH-TV SHELF, BRASS
4	084412-01-000	EA SUPPORT-HINGED (PAIR)
5	084356-08-000	EA INSERT-TV STAND, W/SUPPORT HINGE - METAL - OFF WHITE
5	058331-14-000	EA MIRROR-GLASS, SAFETY - 14" X 12 7"

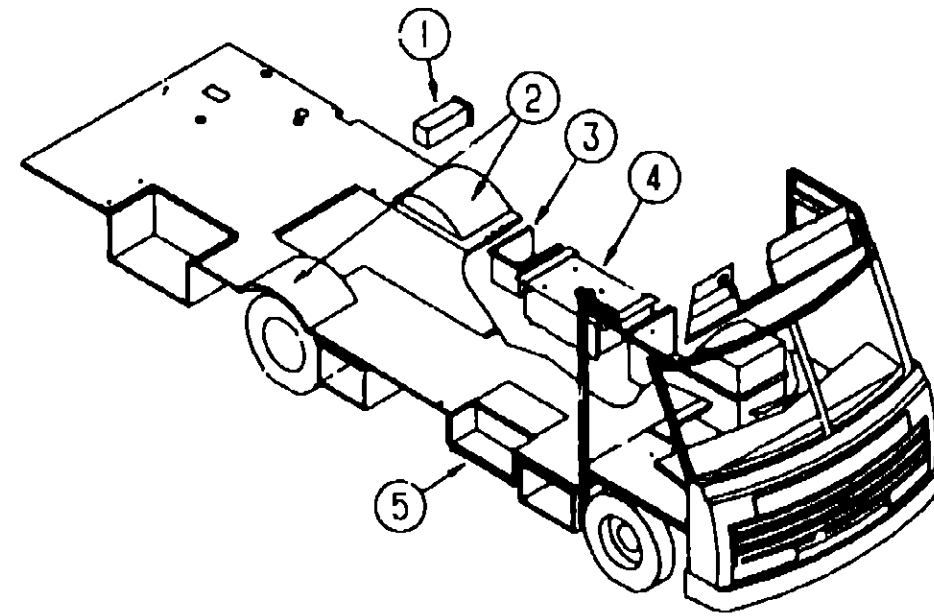
**1993 WINNEBAGO
TABLE OF CONTENTS**

INTRODUCTION	A 01 -	A-02
ABBREVIATIONS		A-03
ALPHABETICAL INDEX	A-04 -	A-05
WCF27RC	A-07 -	F-02
WCF27RO	F-03 -	J-20

1993 WCF27RC INDEX

FLOOR PLAN	A-07 -	A-08
ACCESSORIES		A-09
AUDIO VIDEO	A-10 -	A-12
BATH	A-13 -	A-14
BEDROOM	A-15 -	A-16
CHASSIS	A-17 -	B-04
CURTAIN & CUSHION	B-05 -	B-14
DINETTE	B-15 -	B-16
DRIVERS COMPARTMENT	B-17 -	D-21
ELECTRICAL	B-22 -	C-04
EXTERIOR BODY	C-05 -	C-12
GALLEY	C-13 -	C-17
GENERATOR	C-18 -	C-19
HEATING & AC	C-20 -	D-02
INTERIOR FINISH	D-03 -	D-06
LABELS	D-07 -	D-15
LP		D-16
LOUNGE	D-17 -	D-18
SEALANTS & FASTENERS	D-19 -	D-22
WATER & SEWAGE	D-23 -	E-06
WINDOW, VENT AND		
EXTERIOR DOOR	E-07 -	E-24
WINDSHIELD/WIPER	F-01 -	F-02

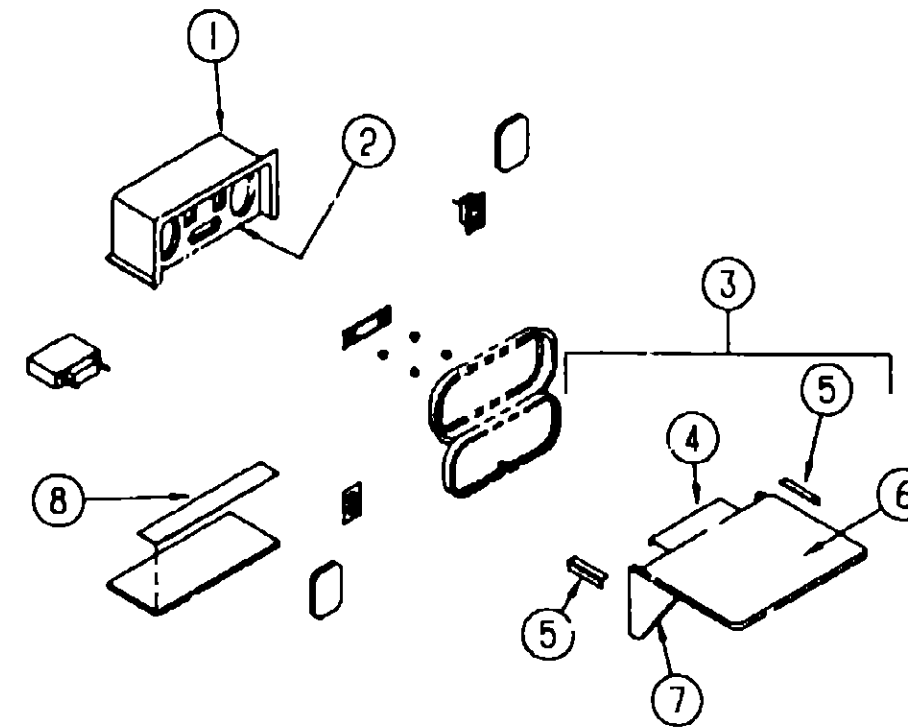
CHASSIS GROUP



CCMPARTMENTS & WHEELWELLS

KEY	PART NUMBER	U/M	DESCRIPTION
1	085967-01-000	EA	COMPARTMENT-SEWER HOSE, 6" X 6 6" X 17 8" - PLASTIC
2	102921-01-000	EA	WHEELWELL-PLASTIC
3	102979-01-000	EA	BOX-POWER CORD
4	078137-04-000	EA	TRAY-COMPARTMENT, 29 1" WIDE X 22 4" DEEP
5	077848-02-000	EA	STEP-PULLOUT
	091176-01-000	EA	SUPPORT-BASE-ENTRANCE STEP
	056746-01-000	EA	PLUG-CAP, 1" DIAMETER
	056748-01-000	EA	PLUG-CAP, 1 5" DIAMETER - BLACK
	104897-01-01A	EA	BOX-ENTERTAINMENT CENTER - OFF WHITE
	104898-01-01A	EA	PLATE-PLASTIC BOTTOM - OFF WHITE
	106208-01-01A	EA	COMPARTMENT-EXTERIOR SHOWER, OFF WHITE - PLASTIC
	104006-01-C05	EA	LID-ENTRANCE STEP COMPARTMENT, W/O CARPET
	101222-01-01A	EA	BRACKET-CATCH, LID - BEIGE
	C-2541-04-000	EA	LATCH BRASS, W/O STRIKE - HASP TYPE BRASS

CHASSIS GROUP (CONTINUED)



PATIO ENTERTAINMENT CENTER

KEY	PART NUMBER	U/M	DESCRIPTION
1	104897-01-01A	EA	BOX-ENTERTAINMENT CENTER - OFF WHITE
2	104899-01-C05	EA	PLATE RADIO MOUNTING
3	105230-01-D09	EA	SHELF ASSEMBLY
4	105377-01-01A	EA	BRACKET-TABLE HANGER, OFF WHITE
5	105376-01-02A	EA	HINGE-CONTINUOUS, 2" X 140 MM - OFF WHITE
6	105230-11-D05	EA	SHELF
7	105230-12-D09	EA	SUPPORT-SHELF
8	104898-01-01A	EA	PLATE PLASTIC BOTTOM - OFF WHITE

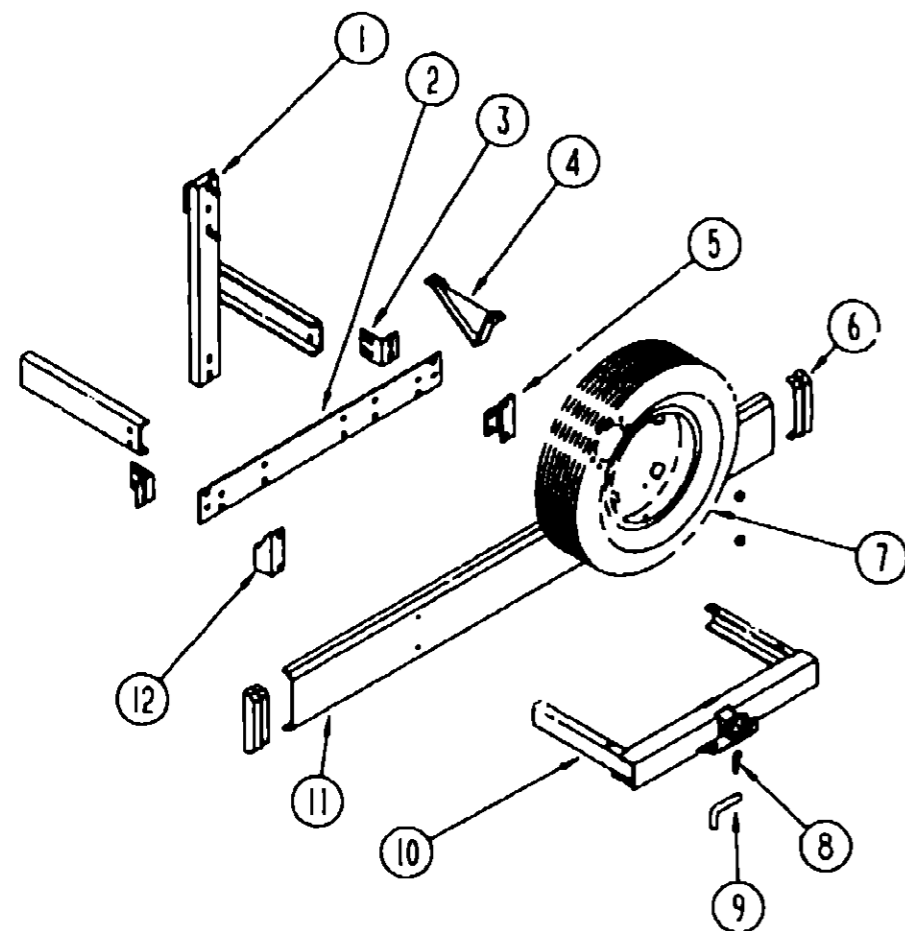
1993 WINNEBAGO TABLE OF CONTENTS

INTRODUCTION	A-01 - A-02
ABBREVIATIONS	A-03
ALPHABETICAL INDEX	A-04 - A-06
WCF27RC	A-07 - F-02
WCF27RQ	F-03 - J-20

1993 WCF27RC INDEX

FLOOR PLAN	A-07 - A-08
ACCESSORIES	A-09
AUDIO VIDEO	A-10 - A-12
BATH	A-13 - A-14
BEDROOM	A-15 - A-16
CHASSIS	A-17 - B-04
CURTAIN & CUSHION	B-05 - B-14
DINETTE	B-15 - B-16
DRIVERS COMPARTMENT	B-17 - B-21
ELECTRICAL	B-22 - C-04
EXTERIOR BODY	C-05 - C-12
GALLEY	C-13 - C-17
GENERATOR	C-18 - C-19
HEATING & A/C	C-20 - D-02
INTERIOR FINISH	D-03 - D-06
LABELS	D-07 - D-15
LP	D-16
LOUNGE	D-17 - D-18
SEALANTS & FASTENERS	D-19 - D-22
WATER & SEWAGE	D-23 - E-06
WINDOW, VENT AND EXTERIOR DOOR	E-07 - E-24
WINDSHIELD/WIPER	F-01 - F-02

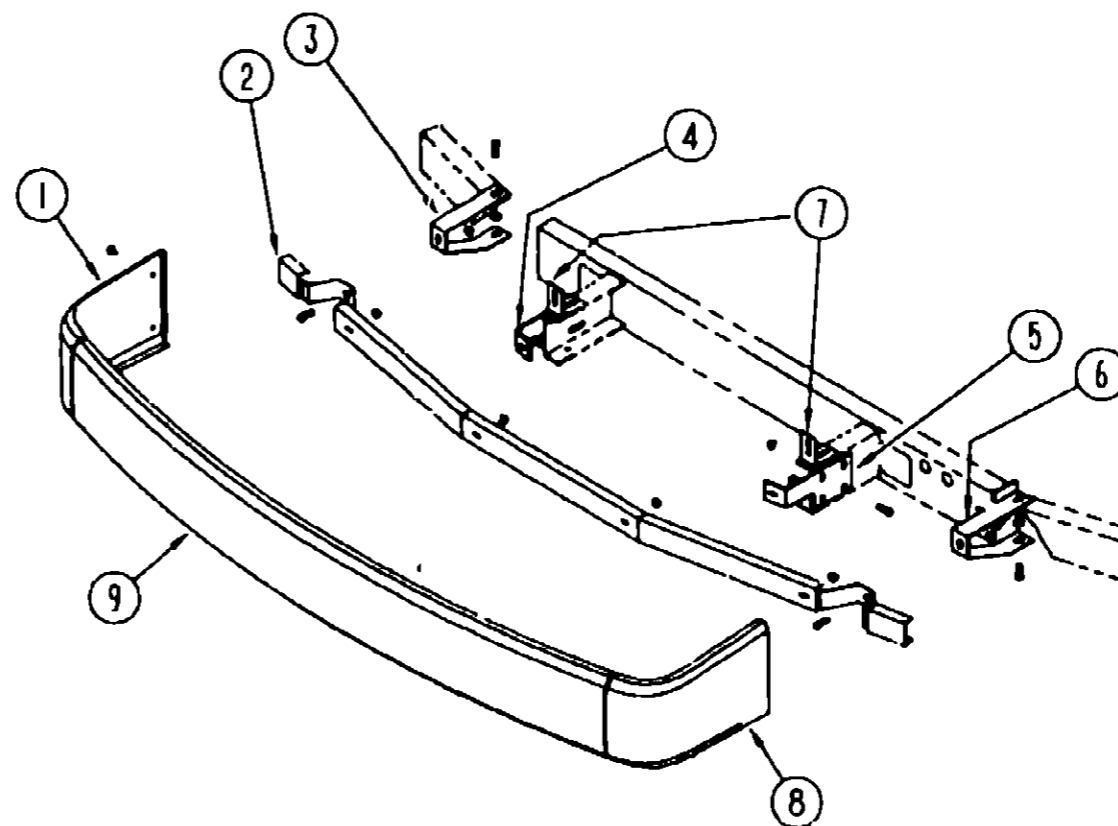
CHASSIS GROUP (CONTINUED)



REAR BUMPER, TRAILER HITCH & COMPONENTS

KEY	PART NUMBER	U/M DESCRIPTION
1	102944-01-000	EA BRACKET ASM-TIRE CARRIER
2	078678-02-000	EA PLATE-MOUNTING, BUMPER - REAR
3	078668-01-000	EA SUPPORT ANGLE-BUMPER, REAR
4	083376-01-000	EA SKID PLATE
5	102945-03-000	EA BRACKET ASM-BUMPER, REAR
6	103228-01-01A	EA CAP-END, BUMPER - REAR - OFF WHITE - DRIVER OR PASSENGER SIDE
	094362-02-000	EA CLIP-CHRISTMAS TREE, FLAT HEAD - 5" X 33"
7	083425-07-000	EA TIRE - 7 50XR16 LRD MICHELIN XPS RIB - GAS
7	007324-04-000	EA TIRE - 8R19 5 LRD, MICHELIN XZA - DIESEL OPTION
	099359-03-000	EA WHEEL-STEEL, 16" X 6"K - 8 HOLF - PRIMED - GAS
	051377-01-000	EA STEM-VALVE, TR 500 - DIESEL OPTION
	051377-03-000	EA STEM-VALVE, TRO 600HP - GAS
8	034513-01-000	EA PIN-HITCH-3/16 WIRE
9	034512-01-000	EA PIN-LOCKING-DRAWBAR
10	077617-01-000	EA HITCH ASM W/C DRAWBAR
11	103099-01-02A	EA BUMPER-REAR, OFF WHITE
12	102945-04-000	EA BRACKET ASM-BUMPER, REAR
	097744-02-000	EA HOUSING-TRAILER PIN 48"
	097745-02-000	EA HOUSING-RECEPTACLE, TRAILER - 48" WIRE LENGTH
	097746-01-000	EA HOUSING-CAP

CHASSIS GROUP (CONTINUED)



FRONT BUMPER

KEY	PART NUMBER	U/M DESCRIPTION
1	103625-01-01A	EA PANEL-FACIA, BUMPER - FRONT RIGHT - OFF WHITE
2	103512-01-000	EA CHANNEL ASM-BUMPER
3	103497-01-000	EA BRACE BUMPER,FRONT
4	086140-03-000	EA SUPPOT-FRONT BUMPER, PASSENGER SIDE - 9.1" X 4" STEEL
5	086140-04-000	EA SUPPORT-FRONT BUMPER, DRIVER SIDE - 9 1" X 4" - STEEL
6	103611-01-000	EA BRACE-BUMPER,FRONT
7	103628-01-000	EA BRACKET-FRONT, LOWER - MOUNTING
8	103625-02 01A	EA PANEL-FACIA, BUMPER - FRONT LEFT - OFF WHITE
9	103634-01-C05	EA BUMPER ASM-FRONT, W/DRIVER & PASSENGER SIDE FACIA PANELS
	087234-01-000	EA NUT-JACK, 1/4" X 20 THREADS, MOLLY - ARDEN 8-LJN BRASS

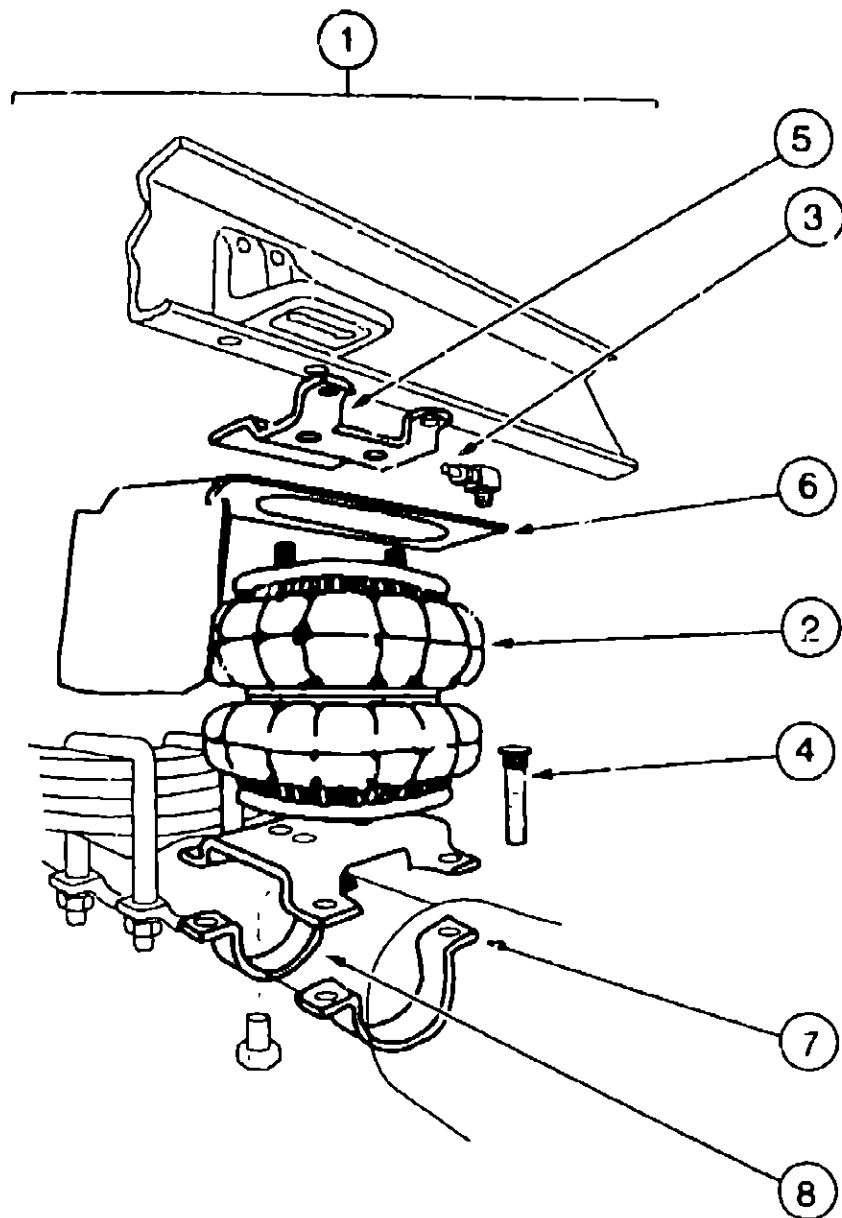
**1993 WINNEBAGO
TABLE OF CONTENTS**

INTRODUCTION	A-01 -	A-02
ABBREVIATIONS		A-03
ALPHABETICAL INDEX	A-04 -	A-06
WCF27RC	A-07 -	F-02
WCF27RQ	F-03 -	J-20

1993 WCF27RC INDEX

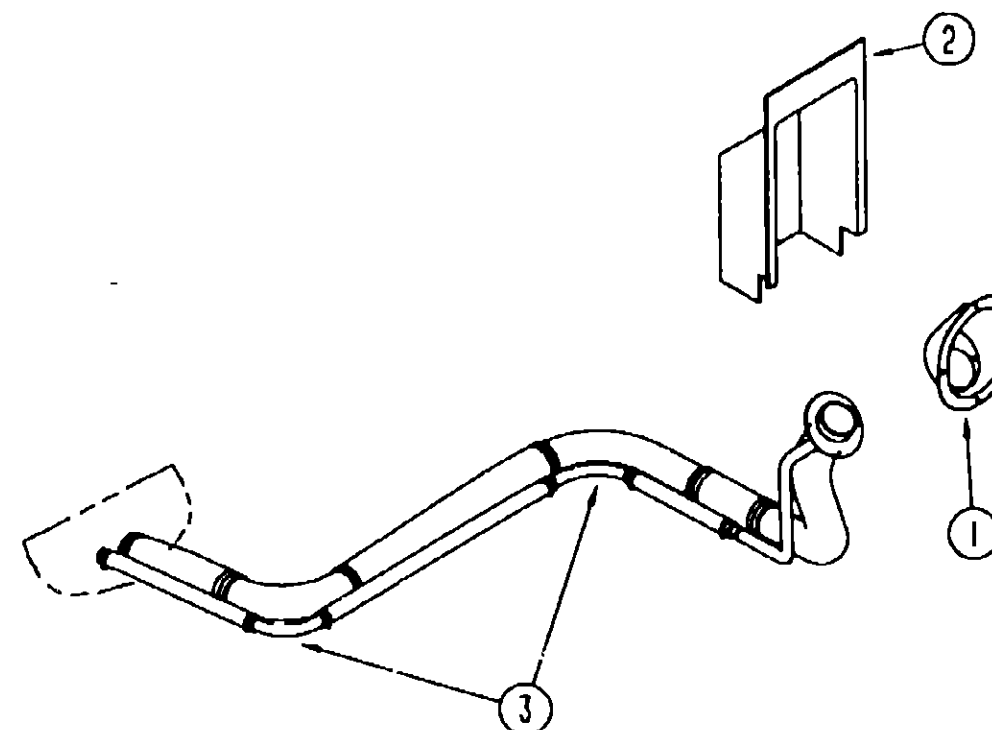
FLOOR PLAN	A 07 -	A-08
ACCESSORIES		A-09
AUDIO VIDEO	A-10 -	A-12
BATH	A-13 -	A-14
BEDROOM	A-15 -	A-16
CHASSIS	A-17 -	B-04
CURTAIN & CUSHION	B-05 -	B-14
DINETTE	B-15 -	B-16
DRIVERS COMPARTMENT	B-17 -	B-21
ELECTRICAL	B-22 -	C-04
EXTERIOR BODY	C-05 -	C-12
GALLEY	C-13 -	C-17
GENERATOR	C-18 -	C-19
HEATING & A/C	C-20 -	D-02
INTERIOR FINISH	D-03 -	D-06
LABELS	D-07 -	D-15
J.P		D-16
LOUNGE	D-17 -	D-18
SEALANTS & FASTENERS	D-19 -	D-22
WATER & SEWAGE	D-23 -	E-06
WINDOW, VENT AND EXTERIOR DOOR	E-07 -	E-24
WINDSHIELD/WIPER	F-01 -	F 02

CHASSIS GROUP (CONTINUED)



REAR AXLE AIRSPRINGS

CHASSIS GROUP (CONTINUED)



FUEL SYSTEM

**1993 WINNEBAGO
TABLE OF CONTENTS**

INTRODUCTION	A 01 -	A-02
ABBREVIATIONS		A 03
ALPHABETICAL INDEX	A 04 -	A-06
WCF27RC	A-07 -	F-02
WCF27RQ	F-03 -	J-20

1993 WCF27RC INDEX

FLOOR PLAN	A-07 -	A-08
ACCESSORIES		A-09
AUDIO VIDEO	A-10 -	A-12
BATH	A-13 -	A-14
BEDROOM	A-15 -	A-16
CHASSIS	A-17 -	B-04
CURTAIN & CUSHION	B-05 -	B-14
DINETTE	B-15 -	B-16
DRIVERS COMPARTMENT	B-17 -	B-21
ELECTRICAL	B-22 -	C-04
EXTERIOR BODY	C-05 -	C-12
GALLEY	C-13 -	C-17
GENERATOR	C-18 -	C-19
HEATING & A/C	C-20 -	D-02
INTERIOR FINISH	D-03 -	D-06
LABELS	D-07 -	D-15
LP		D-16
LOUNGE	D-17 -	D-18
SEALANTS & FASTENERS	D-19 -	D-22
WATER & SEWAGE	D-23 -	E-06
WINDOW, VENT AND		
EXTERIOR DOOR	E-07 -	E-24
WINDSHIELD/WIPER	F-01 -	F-02

KEY	PART NUMBER	U/M DESCRIPTION
1	084086-04-000	EA AIRSPRING-BELLOWS, REAR AXLE - FIRESTONE# MHA224 - GAS ENGINE
2	084086-04-702	EA AIR BAG-ONLY, FIRESTONE# W217602064
3	034086-01-701	EA TUBING-DOT 1/4" X 18' - FIRESTONE# 21-0938
4	084086-01-702	EA BOLT-RIBBED NECK, 3/8"-24 X 2 5" FIRESTONE# 21-0829
	084086-01-705	EA TUBING PROTECTORS, FIRESTONE# 21-0899
5	084086-01-706	EA BRACKET-UPPER TO FRAME, FIRESTONE# 21-0150
6	084086-01-711	EA HEAT SHIELD-224 DOS SYSTEM, FIRESTONE 21-5042
7	084086-01-713	EA AXLE STRAP BRACKET, AXLE TUBE - 3 USED - FIRESTONE# 21-1163
8	084086-01-714	EA AXLE STRAP BRACKET, DIFFERENTIAL - 1 USED - FIRESTONE# 21-5038
	084086-04-700	EA BRACKET, LOWER DRIVERS SIDE
	084086-04-701	EA BRACKET, LOWER PASSENGER SIDE
	100322-01-000	EA PLATE-VALVE, AIRSPRING
FROM 00 00 00 THRU 07-08-92		
	084086-05-000	EA AIRSPRING-RIDE RITE KIT - FIRESTONE# W217602075 - DIESEL ENGINE OPTION
	084086-05-700	EA AIR BAG-ONLY, FIRESTONE# 7012
	084086-01-701	EA TUBING-DOT 1/4" X 18' - FIRESTONE# 21-0938
	084086-01-708	EA AIRLINE SERVICE KIT, FIRESTONE# W21-760-2012
	084086-05-701	EA UPPER BHACKET "A" - FIRESTONE# 5097
	084086-05-702	EA UPPER BRACKET "B" - FIRESTONE# 5096
	084086-05-703	EA LOWER BRACKET - FIRESTONE# 5099
	084086-05-704	EA BRACKET CLAMP - FIRESTONE# 5086
	084086-05-705	EA CARRIAGE BOLT 3/8" 16X4 1/2" - FIRESTONE# 21-0899
	084086-05-706	EA INFLATION VALVE - FIRESTONE# 3032

KEY	PART NUMBER	U/M DESCRIPTION
1	102951-01-02A	EA SHROUD FUEL FILL - OFF WHITE
2	072447-04-000	EA SHROUD-FUEL FILL, UPPER - PLASTIC
	024142-01-000	EA TEE-BARB, 3/16" - PLASTIC
	007063-01-000	FT HOSE-GAS 1/4"ID X 1/2"OD
	084884-01-000	EA PLUG-BRASS, 3/8"
3	098806-01-000	EA PIPE-FILL VENT, 90 DEGREE BEND - 625" OD - STEEL
	044317-01-000	FT HOSE-FUEL, 3/8" ID - DIESEL ONLY

CHASSIS GROUP (CONTINUED)
CHASSIS MISCELLANEOUS

KEY	PART NUMBER	U/M DESCRIPTION
	055278-51-259	FT TUBING-STEEL, .75" X 1 5" X 12 5"
	008042-01-000	FT TUBING-VINYL, .65" ID
	065450 05-000	EA TIEDOWN-BATTERY, 8 4" TUBE - STEEL
	075307-03-000	EA SHIELD-HEAT, LP - DIESEL OPTION
	093719-01-000	EA HOSE-OIL FILL, PREFORMED 90 DEGREE BEND DIESEL OPTION
	077001-01-000	EA ANGLE-MOUNTING, ROOF PANEL - V ANGLE - 3" X 2 4" X 1 5"
	070579 06 000	EA PLATE-ANCHOR, W/7/18 WELD NUT - 1 5" X 3 3"
	103136-01-000	EA BRACKET-SUPPORT, UPPER HINGE - RIGHT
	103136-02-000	EA BRACKET-SUPPORT, UPPER HINGE - LEFT
	008042-01-000	FT TUBING-VINYL, .65" ID
	017516 01-000	EA FLAP-MUD, 14" X 18" - BLACK
	020167-04 000	EA GUARD-DIRT, MUDFLAP
		FROM 00-00-00 THRU 08-26-92
	020167-05-000	EA GUARD DIRT, MUDFLAP
		FROM 08 27 92 THRU 99-99-99
	076310-01-000	EA BAFFLE-RADIATOR, 12" X 15" X 62" - RUBBER

FRONT SHOCKS

KEY	PART NUMBER	U/M DESCRIPTION
	104993-01-000	EA SHOCK ABSORBER-GAS, P30 FRONT - BILSTEIN B46-1173

TIRE COVERS

KEY	PART NUMBER	U/M DESCRIPTION
	104408 01-C05	EA COVER-TIRE, 32" - BRAVE
	104408 02-C05	EA COVER-TIRE, 34" - BRAVE - DIESEL OPTION
	104408-01-D10	EA COVER-TIRE, 32" - BRAVE - BLUE GRAPHICS OPTION
	108163 02-01A	EA COVER ASM-TIRE, 19 5" CHEVY - DIESEL - CHROME - EXTERIOR TRIM OPTION
	108560-03-01A	EA INSERT-TIRE COVER, 19 5" CHEVY - OFF WHITE - EXTERIOR TRIM OPTION
	108163-01-01A	EA COVER ASM-TIRE, 16" CHEVY - GAS - CHROME - EXTERIOR TRIM OPTION
	108560-02-01A	EA INSERT-TIRE COVER, 16" CHEVY - OFF WHITE - EXTERIOR TRIM OPTION

CHASSIS GROUP (CONTINUED)
16" CHEVY STAINLESS STEEL WHEEL LINERS

KEY	PART NUMBER	U/M DESCRIPTION
	091209-05-000	EA LINER-WHEEL, SET OF 4 - 16" - STAINLESS STEEL
	091209 03-702	EA COVER-AXLE, FRONT - 8 LUG - FORD & CHEVY
	091209-03-703	EA COVER-AXLE, REAR - 8 LUG - FORD & CHEVY
	091209-03-704	EA RING-SNAP, FRONT OR REAR - 8 LUG - FORD & CHEVY
	091209 05-700	EA LINER-WHEEL, 16" FRONT - W/AXLE COVER & 8 LUG - CHEVY/FORD
	091209-05-701	EA LINER-WHEEL, 16" REAR - W/AXLE COVER & 8 LUG - CHEVY/FORD
	095012-03-000	EA EXTENSION-VALVE STEM, DUAL WHEEL
	025012-04-000	EA STABILIZER-VALVE STEM EXTENSION, DICOR AG-STA-2
		FROM 01-04-93 THRU 99-99-99
	077030-02-000	EA EXTENSION-VALVE STEM, 1 25"

16" CHEVY WHEEL COVERS

KEY	PART NUMBER	U/M DESCRIPTION
	083181-01-700	EA COVER-WHEEL, 16" - 8 LUG - 1 ONLY

ELECTRIC ENTRY STEP

KEY	PART NUMBER	U/M DESCRIPTION
	075723-02-000	EA SPACER-SWITCH, W/HOLE - 2" X 9" X 2" - METAL - OFF WHITE
		FOR ELECTRIC STEP DOOR JAMB SWITCH
	P01713-01-000	EA SWITCH ASSEMBLY-PUSH BUTTON, IN DOOR JAMB - METAL - CHROME
	113285-01-01A	EA SEAL-SWITCH, STEP - BLACK - LUMIDELL
	094708-01-01A	EA STEP-ENTRY DOOR, ELECTRIC - SINGLE - KWIKEE 2813
	094707-02-700	EA MOTOR REPLACEMENT KIT - MODELS 32 & 28 - KWIKEE 9520
	094707-02-702	EA GEAR KIT - KWIKEE 9525
	094707-02-703	EA PARTS KIT, (BEARINGS & PINS) - KWIKEE 9530
	094707-02-704	EA CONNECTOR KIT-MOTOR, KWIKEE 9537
	094707-02-705	EA CONTROL UNIT, (ORANGE) - KWIKEE 9513
	094708-02-700	EA CONVERSION KIT 28 SERIES - KWIKEE 9570
	094707-02-707	EA TREAD-NON-SKID, BLACK - 6" X 21" - KWIKEE 909333
	094708-03-700	EA LINKAGE ASM F/28 SERIES - KWIKEE 9522

LUG WRENCH & LEVERAGE BAR

KEY	PART NUMBER	U/M DESCRIPTION
	080208-01-000	EA LUG WRENCH, 1 06 X 1 00
	080208-02-000	EA LEVERAGE BAR-LUG WRENCH

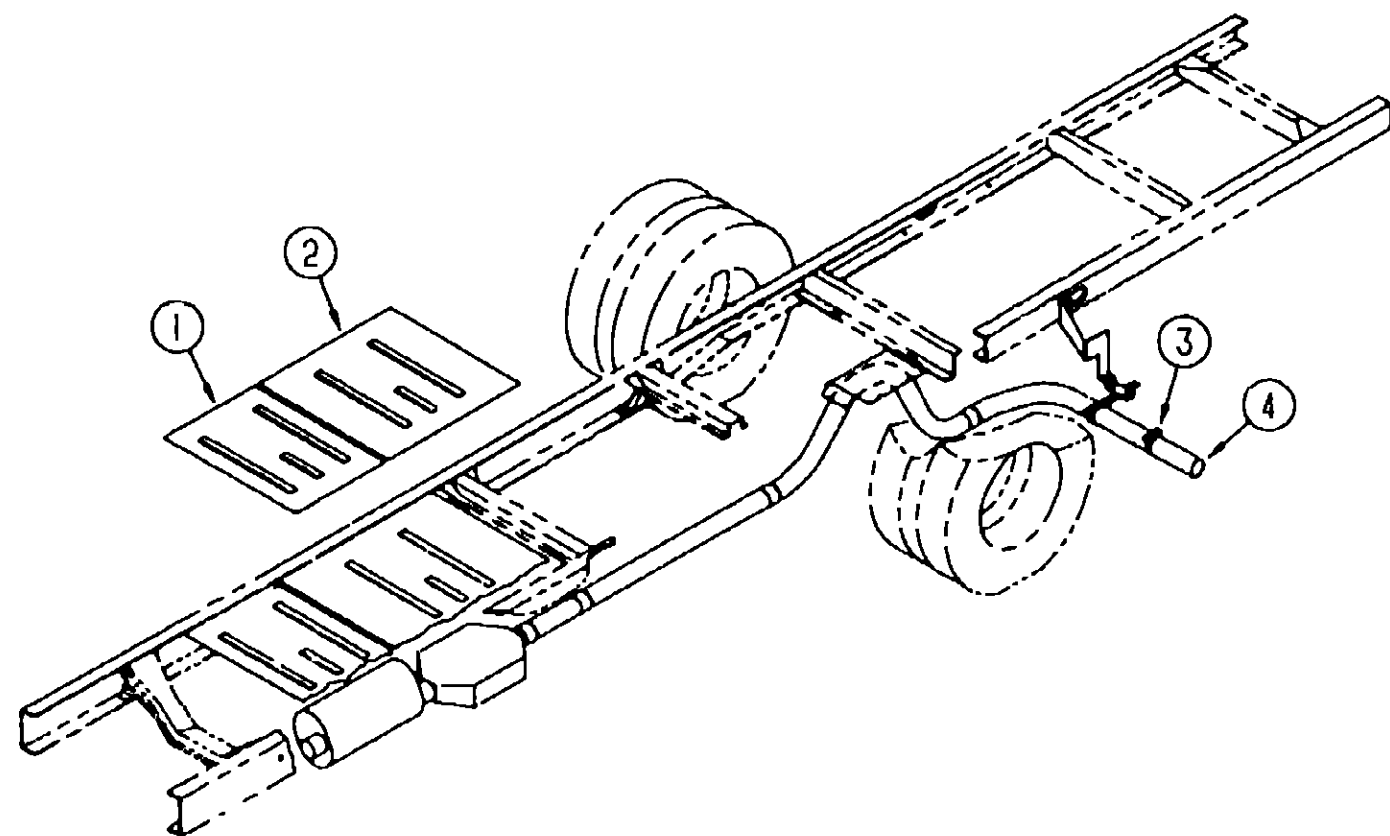
1993 WINNEBAGO
TABLE OF CONTENTS

INTRODUCTION	A 01 -	A-02
ABBREVIATIONS		A-03
ALPHABETICAL INDEX	A-04 -	A-06
WCF27RC	A-07 -	F-02
WCF27RQ	F-03 -	J 20

1993 WCF27RC INDEX

FLOOR PLAN	A-07 -	A-08
ACCESSORIES		A-09
AUDIO VIDEO	A-10 -	A-12
BATH	A-13 -	A-14
BEDROOM	A-15 -	A-16
CHASSIS	A-17 -	B-04
CURTAIN & CUSHION	B-05 -	B-14
DINETTE	B-15 -	B 16
DRIVERS COMPARTMENT	B-17 -	B-21
ELECTRICAL	B-22 -	C-04
EXTERIOR BODY	C-05 -	C-12
GALLEY	C-13 -	C-17
GENERATOR	C-18 -	C-19
HEATING & A/C	C-20 -	D-02
INTERIOR FINISH	D-03 -	D-06
LABELS	D-07 -	D-15
LP		D-16
LOUNGE	D-17 -	D-18
SEALANTS & FASTENERS	D-19 -	D-22
WATER & SEWAGE	D-23 -	E-06
WINDOW, VENT AND		
EXTERIOR DOOR	E-07 -	E-24
WINDSHIELD/WIPER	F 01 -	F-02

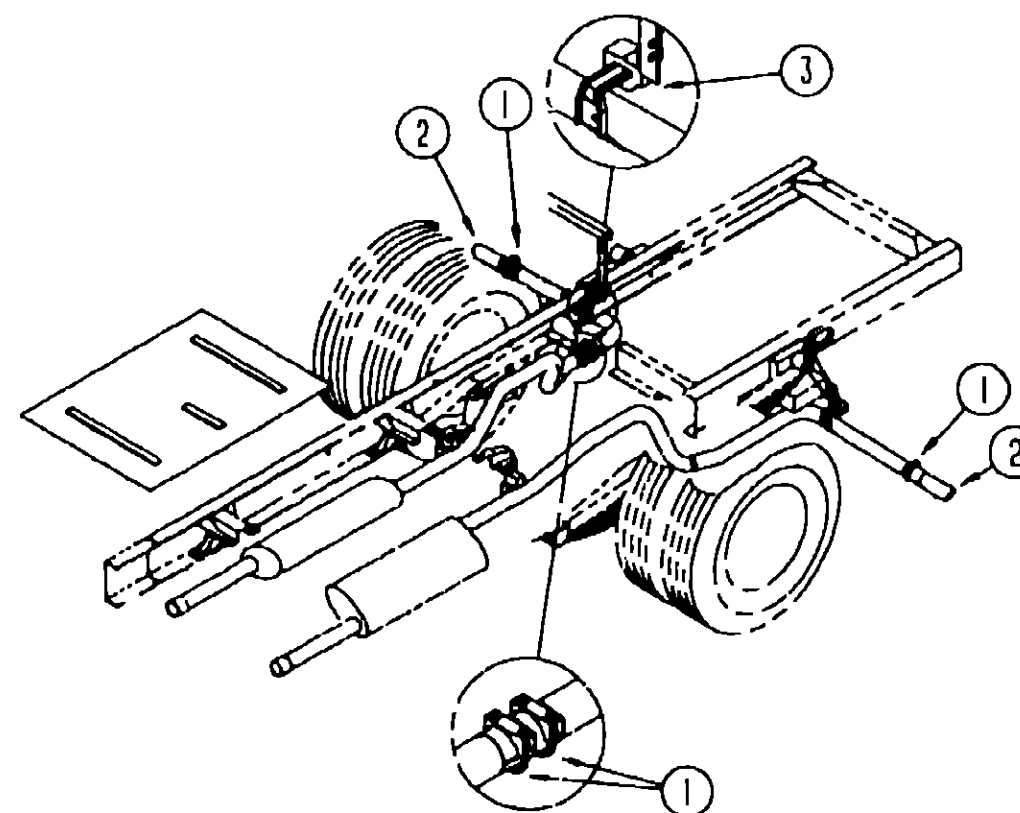
CHASSIS GROUP (CONTINUED)



EXHAUST SYSTEM - GAS

KEY	PART NUMBER	U/M DESCRIPTION
1	101544-01-000	EA SHIELD HEAT, EXHAUST - 19 7" X 28 9" - STEEL
2	101544-02-000	EA SHIELD-HEAT, EXHAUST - 30" X 28 9" - STEEL
3	094918 01-000	EA CLAMP EXHAUST, 3" - GUILLOTINE STYLE
4	098762-05-000	EA EXTENSION-EXHAUST, STRAIGHT - 3" OD X 7 9" LONG - STAINLESS STEEL

CHASSIS GROUP (CONTINUED)



EXHAUST SYSTEM - DIESEL

KEY	PART NUMBER	U/M DESCRIPTION
1	094918 03 000	EA CLAMP-EXHAUST, 2 5"
2	081918 01-000	EA EXTENSION-EXHAUST, STRAIGHT - 2 25" OD X 9 44" - STAINLESS STEEL
3	098833 01-000	EA BRACKET-EXHAUST, HANGER - L ANGLE - 1 7" X 13 3" - STEEL

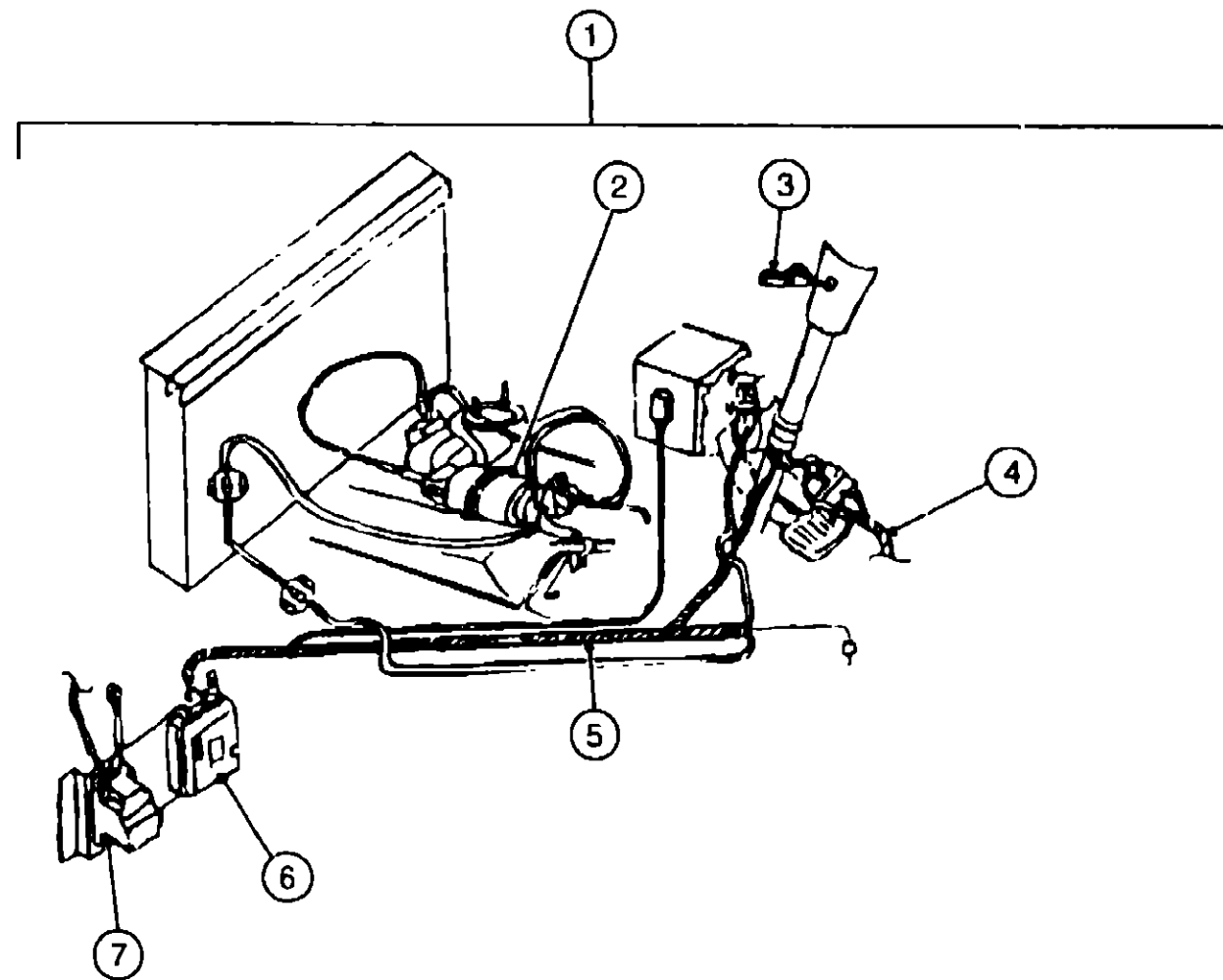
**1993 WINNEBAGO
TABLE OF CONTENTS**

INTRODUCTION	A-01 -	A-02
ABBREVIATIONS		A-03
ALPHABETICAL INDEX	A-04 -	A-06
WCF27RC	A-07 -	F-02
WCF27RQ	F-03 -	J-20

1993 WCF27RC INDEX

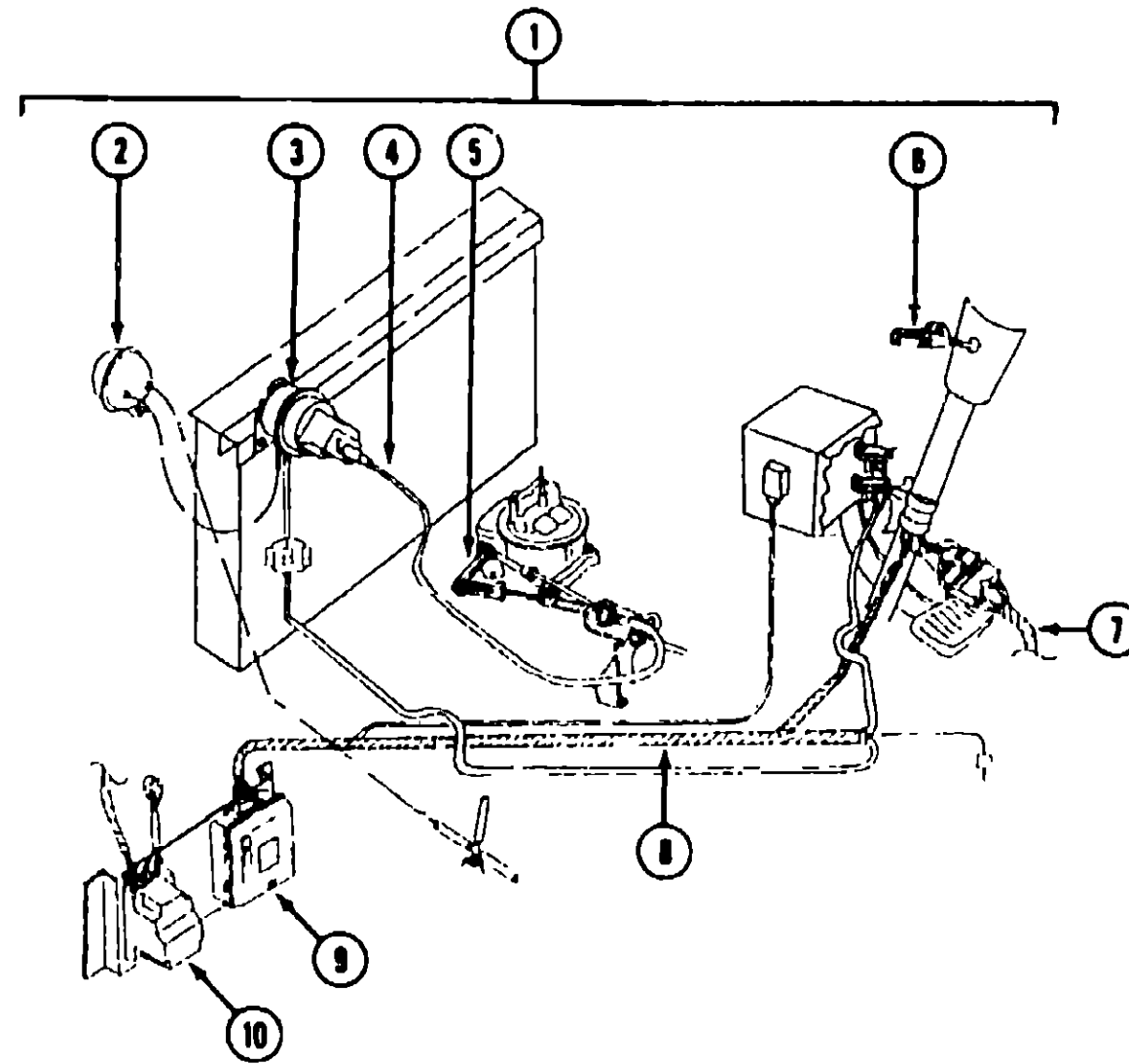
FLOOR PLAN	A-07 -	A-08
ACCESSORIES		A-09
AUDIO VIDEO	A-10 -	A-12
BATH	A-13 -	A-14
BEDROOM	A-15 -	A-16
CHASSIS	A-17 -	B-04
CURTAIN & CUSHION	B-05 -	B-14
DINETTE	B-15 -	B-16
DRIVERS COMPARTMENT	B-17 -	B-21
ELECTRICAL	B-22 -	C-04
EXTERIOR BODY	C-05 -	C-12
GALLEY	C-13 -	C-17
GENERATOR	C-18 -	C-19
HEATING & A/C	C-20 -	D-02
INTERIOR FINISH	D 03 -	D-06
LABELS	D 07 -	D-15
LP		D-16
LOUNGE	D-17 -	D-18
SEALANTS & FASTENERS	D 19 -	D-22
WATER & SEWAGE	D-23 -	E-06
WINDOW, VENT AND EXTERIOR DOOR	E 07 -	E-24
WINDSHIELD/WIPER	F 01 -	F-02

CHASSIS GROUP (CONTINUED)



SPEED CONTROL - DIESEL

CHASSIS GROUP (CONTINUED)



SPEED CONTROL - GAS

**1993 WINNEBAGO
TABLE OF CONTENTS**

INTRODUCTION	A-01 -	A-02
ABBREVIATIONS		A-03
ALPHABETICAL INDEX	A-04 -	A-06
WCF27RC	A-07 -	F-02
WCF27RQ	F-03 -	J-20

1993 WCF27RC INDEX

FLOOR PLAN	A-07 -	A-08
ACCESSORIES		A-09
AUDIO VIDEO	A-10 -	A-12
BATH	A-13 -	A-14
BEDROOM	A-15 -	A-16
CHASSIS	A-17 -	B-04
CURTAIN & CUSHION	B-05 -	B-14
DINETTE	B-15 -	B-16
DRIVERS COMPARTMENT	B-17 -	B-21
ELECTRICAL	B-22 -	C-04
EXTERIOR BODY	C-05 -	C-12
GALLEY	C-13 -	C-17
GENERATOR	C-18 -	C-19
HEATING & A/C	C-20 -	D-02
INTERIOR FINISH	D-03 -	D-06
LABELS	D-07 -	D-15
LP		D-16
LOUNGE	D-17 -	D-18
SEALANTS & FASTENERS	D-19 -	D-22
WATER & SEWAGE	D-23 -	E-06
WINDOW, VENT AND EXTERIOR DOOR	E-07 -	E-24
WINDSHIELD/WIPER	F-01 -	F-02

KEY	PART NUMBER	U/M	DESCRIPTION
1	102362-02 000	EA	SPEED CONTROL, DANA 59L111029P
2	094369-01-706	EA	SERVO DANA 53D-11116-R
3	102362-02-700	EA	CONTROL SWITCH & LEVER - DANA 8D 08X63 F
4	102362-01-703	EA	HARNESS PIVOT SW TO WIPER CONTROL, DANA 59C-02973
5	102362-01-704	EA	HARNESS MAIN WIRING, DANA 59D-02975
6	102362 01-701	EA	REGULATOR-ELECTRONIC, DANA 57C 08X13-R
7	102362-01 702	EA	WIPER CONTROL MODULE-DANA 66C-00061
	094863-01-704	EA	HOUSING - 4 PIN, SPEED CONTROL - DANA 59C 02291
	102362-02-701	EA	JUMPER WIRE ASSEMBLY - DANA 59C-3003
	102362 02 702	EA	STOP LAMP-CRUISE RELEASE SWITCH DANA 59C-3008 GM15644318
	094369 02-700	EA	CABLE-SERVO, DANA 59C 02262
	094369-02-701	EA	VACUUM REGULATOR DIESEL, DANA 59B 02117
	094369 02 702	EA	EXTENSION WIRF HARNESS, DANA 59C 02279

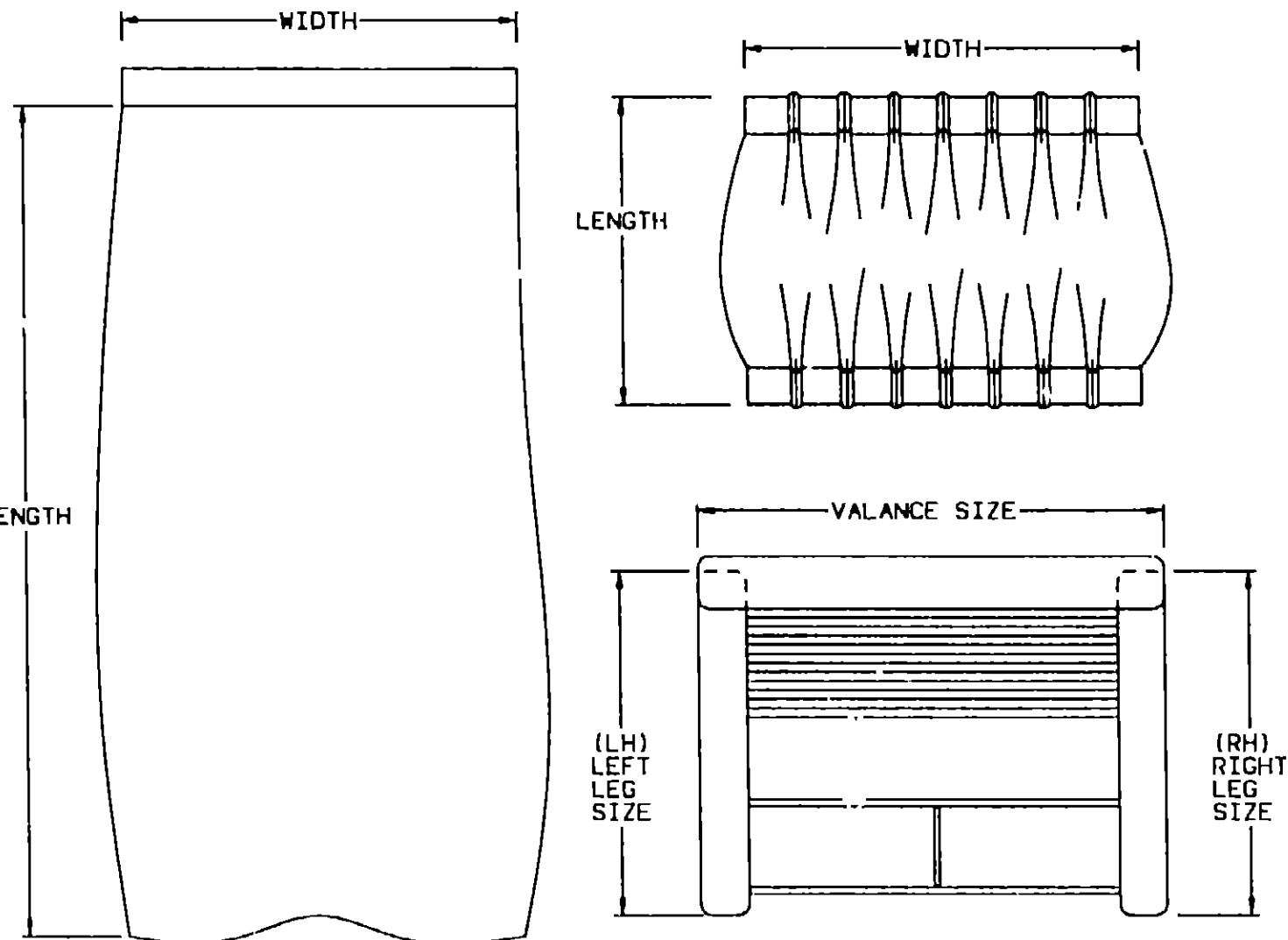
KEY	PART NUMBER	U/M	DESCRIPTION
1	102362-01-000	EA	SPEED CONTROL, DANA 59L-111010B
			FROM 00-00-00 THRU 09 17-92
1	102362-04 000	EA	SPEED CONTROL, DANA 59L-111022-B
			FROM 09-18 92 THRU 99 99-99
2	094369 01-705	EA	VACUUM RESERVOIR, DANA 59C-02249
3	094369 01 706	EA	SERVO, DANA 53D-11116-R
4	102362-01-700	EA	CABLE ONLY-REPLACEMENT, DANA 59C 03001
5	102362-01-706	EA	THROTTLE STUD , DANA 59A 02979
6	102362 01-707	EA	CONTROL SWITCH & LEVER ASM, DANA 53D-08X63 F
7	102362-01-703	EA	HARNESS ASM-PIVOT SW TO WIPER, DANA 59C-02973
8	102362 01-704	EA	HARNESS ASM MAIN WIRING, DANA 59D 02975
9	102362-01 701	EA	REGULATOR ASM-ELECTRONIC, DANA 57C 08X13-R
10	102362-01-702	EA	WIPER CONTROL MODULE, DANA 66D 00061
	102362 01-705	EA	THROTTLE RETAINER CLIP, DANA 59A 02821
	094863-01-704	EA	HOUSING - 4 PIN, DANA 59C-02291

CURTAIN & CUSHION GROUP

NOTICE

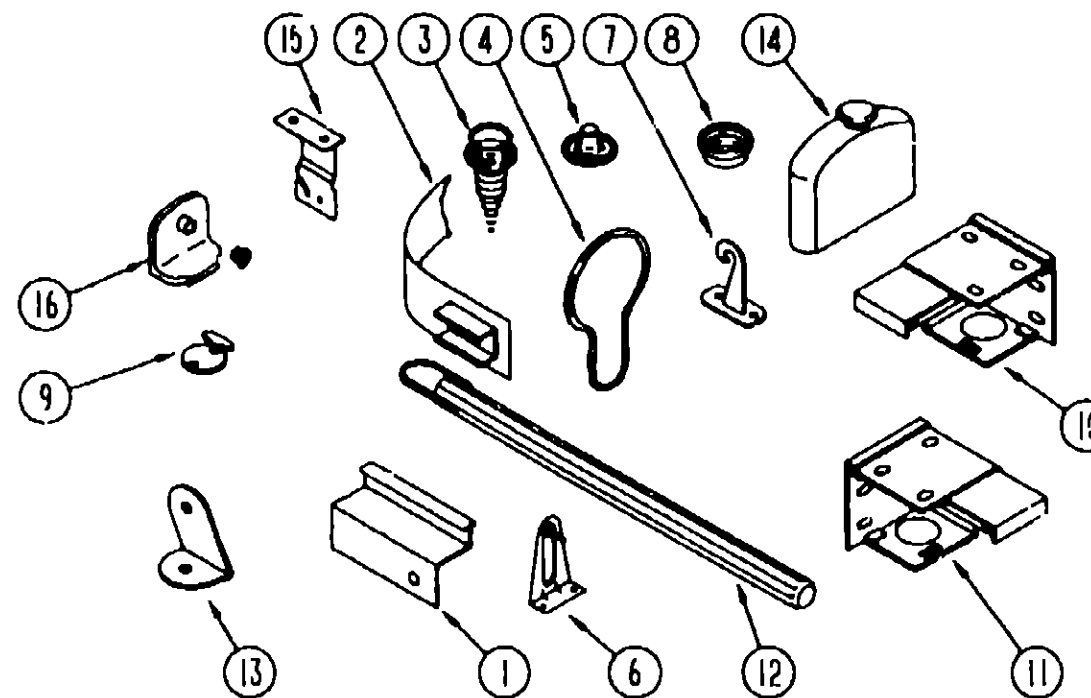
IN ORDER TO ASSIST OUR PARTS SALES DEPT. IN PROVIDING INTERIOR SOFTGOODS ITEMS, PLEASE INCLUDE THE SERIAL NUMBER AND THE COLOR CODE NUMBER FROM THE VEHICLE CERTIFICATION LABEL WHEN ORDERING. THIS LABEL IS LOCATED ON THE LEFT SIDEWALL AT THE END OF THE DASH (A-BODY), OR ON THE DRIVER'S DOOR LATCH PLATE (C-BODY).

AN EXAMPLE OF A COLOR CODE NUMBER IS B07, WHICH DESIGNATES AN OVERALL COLOR SCHEME OF A PARTICULAR UNIT. THE COLOR LISTED AFTER THE ITEM DESCRIPTION ON THE MICROFICHE, INDICATES THE OVERALL UNIT COLOR. ORDER THE ITEM YOU DESIRE ACCORDING TO UNIT COLOR CODE.



NOTE: USE THIS ILLUSTRATION WHEN DETERMINING LENGTH AND WIDTH MEASUREMENTS FOR CURTAINS. YOU WILL NOTE THE WIDTH MEASUREMENT IS TAKEN ON THE TOP OF THE CURTAIN WITH THE CURTAIN FULLY EXTENDED. THE LENGTH MEASUREMENT IS TAKEN FROM TOP TO BOTTOM. LEFT AND RIGHT WINDOW LEGS ARE DETERMINED WHEN FACING THE WINDOW.

CURTAIN & CUSHION GROUP (CONTINUED)



CURTAIN, BLIND HARDWARE & TRACKS

KEY	PART NUMBER	U/M DESCRIPTION
1	105450-03-01A	EA TRACK-ROOM DIVIDER CURTAIN, 50" LONG - ALUMINUM - OFF WHITE
1	101589-02-C05	EA TRACK ASM-CURTAIN, RIGHT HAND WRAPAROUND - OFF WHITE - 10'
1	105324-01-01A	EA TRACK CURTAIN, RIGHT HAND WRAPAROUND - OFF WHITE - 10'
1	105450-01-01A	EA TRACK-CURTAIN, LEFT HAND WRAPAROUND - OFF WHITE - 30 8" LONG
1	105324-02-01A	EA TRACK CURTAIN, RIGHT HAND WRAPAROUND - OFF WHITE - 6' 5" - TV OPTIONS
1	105324-03-01A	EA TRACK CURTAIN, LEFT HAND WRAPAROUND - OFF WHITE - 6' 5" - TV OPTIONS
	102075-03-01A	EA ROD-SHOWER CURTAIN, OFF WHITE
	009112-01-000	EA FLANGE - 1" ROD, CLOTHES - PLASTIC - OFF WHITE
	046867-01-000	EA GROMMET-BRASS, 7/16" ID X 1" OD
2	101031-01-000	YD TAPE-GLIDE, CURTAIN - 4 25" SPACING
3	029130-01-000	EA SCREW-SNAP SOCKET, #8 PH X 5/8"
3	029130-03-000	EA SCREW-SNAP SOCKET, #8 PH X 1"
4	009136-02-000	EA HANGER-RING, PIN TYPE - CURTAIN - BRASS
5	029155-01-000	EA CAP-SNAP, 5/32" O.D. OF PIN
6	095591-02-000	EA BRACKET-HOLD DOWN, W/PIN - BLIND - METAL
7	109441-01-000	EA HOLD DOWN-BLIND, HOOK
		FROM 00-00-00 THRU 07-19-92
		FROM 07-20-92 THRU 99-99-99
8	029158-01-000	EA SOCKET-TAP, 9/16" O.D.
9	102555-01-000	EA CLEAT-CORD, BLIND - OFF WHITE
10	083170-01-000	EA BRACKET-BLIND, RIGHT HAND
11	083170-02-000	EA BRACKET-BLIND, LEFT HAND
12	093475-01-700	EA WAND-BLIND, W/METAL CLIP - 8" LONG
13	099205-02-02A	EA BRACKET-WRAPAROUND CURTAIN TRACK, OFF WHITE
14	093475-01-701	EA END CAP-BLIND, W/STUD
15	084434-01-000	EA BRACKET-MOUNTING, ROLLER SHADE - 1 3/8"
	096843-01-000	EA SPRING-REWIND, ROLLER SHADE
	084432-06-000	FT SLAT-ROLLER SHADE, WOOD
16	106544-01-000	EA PULL-SHADE, BRASS
16	106544-01-001	EA SCREW-BRASS, SHADE
	048394-02-000	YD VELCRO TAPE-HOOK, ADHESIVE BACK - 75" WIDE - BEIGE
	088792-01-000	YD VELCRO-HOOK, 75" WIDE - BEIGE
	088792-02-000	YD VELCRO TAPE-LOOP, ADHESIVE BACKED - 75" WIDE - BEIGE
	068716-01-001	EA BRACE - 90 DEGREE L-ANGLE, 192" - EXTRUDED ALUMINUM
	075943-09-000	EA BRACE-VALANCE, OFF WHITE - 8"
	086276-01-000	EA TAPE-DOUBLE SIDED, 1/2"
	103986-01-000	FT TRIM-VALANCE, U CHANNEL - 75" WIDE - BRASS
	089522-02-000	EA PANEL-LEG, TWO SIDE 31 5" LONG - PLASTIC - BLACK
	089916-01-000	EA MOUNT-WINDOW LEG, 23 75" - ALUMINUM - BLACK
		23 75" LONG - 8 3" BETWEEN SCREW HOLES

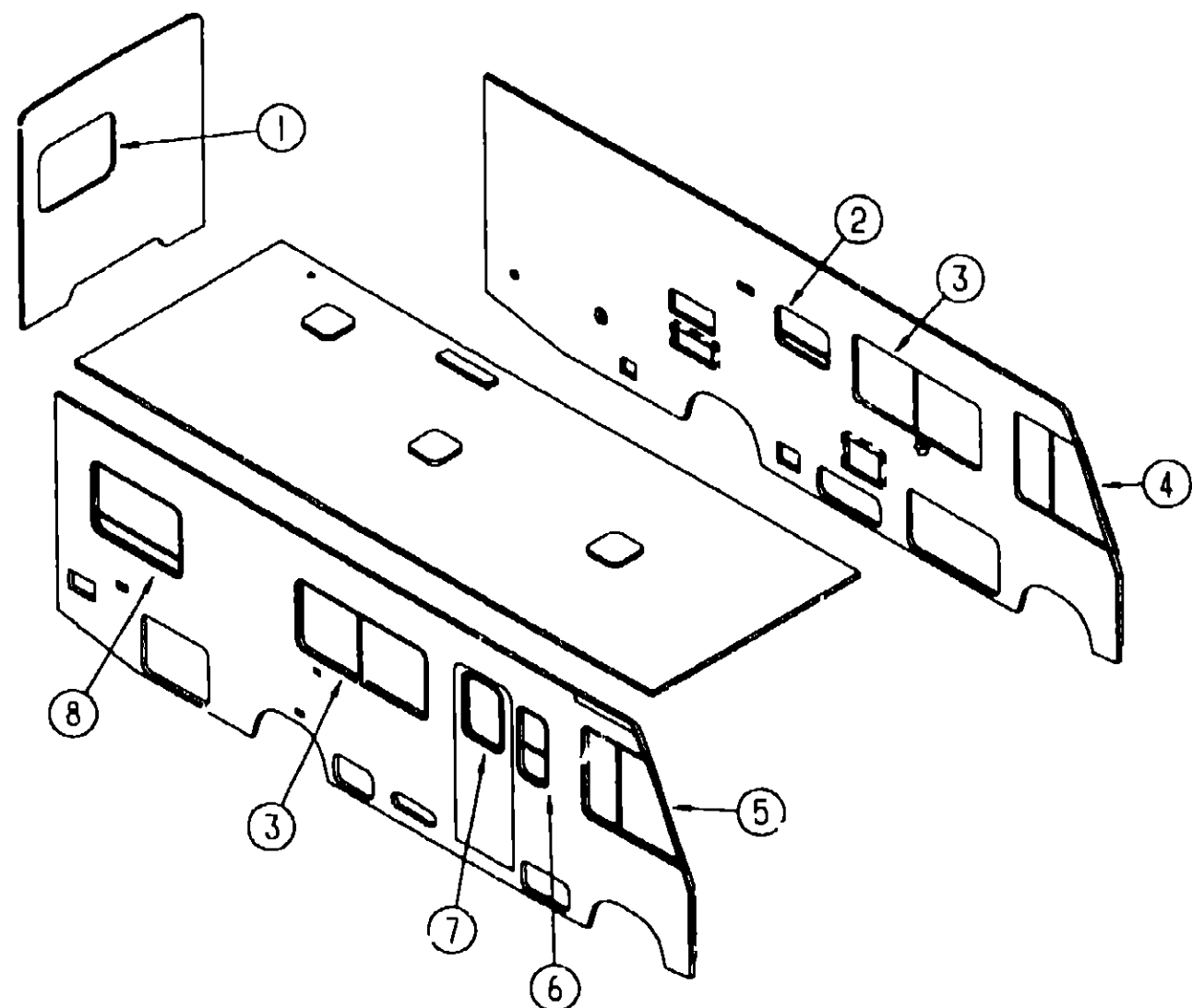
1993 WINNEBAGO TABLE OF CONTENTS

INTRODUCTION	A-01 -	A-02
ABBREVIATIONS		A-03
ALPHABETICAL INDEX	A-04 -	A-06
WCF27RC	A-07 -	F-12
WCF27RQ	F-03 -	J-20

1993 WCF27RC INDEX

FLOOR PLAN	A-07 -	A-08
ACCESSORIES		A-09
AUDIO VIDEO	A-10 -	A-12
BATH	A-13 -	A-14
BEDROOM	A-15 -	A-16
CHASSIS	A-17 -	B-04
CURTAIN & CUSHION	B-05 -	B-14
DINETTE	B-15 -	B-16
DRIVERS COMPARTMENT	B-17 -	B-21
ELECTRICAL	B-22 -	C-04
EXTERIOR BODY	C-05 -	C-12
GALLEY	C-13 -	C-17
GENERATOR	C-18 -	C-19
HEATING & A/C	C-20 -	D-02
INTERIOR FINISH	D-03 -	D-06
LABELS	D-07 -	D-15
LP		D-16
LOUNGE	D-17 -	D-18
SEALANTS & FASTENERS	D-19 -	D-22
WATER & SEWAGE	D-23 -	E-06
WINDOW, VENT AND		
EXTERIOR DOOR	E-07 -	E-24
WINDSHIELD/WIPER	F-01 -	F-02

CURTAIN & CUSHION GROUP (CONTINUED)
WINDOW TREATMENT



KEY	PART NUMBER	U/M DESCRIPTION
3	103966-28-D09	EA VALANCE - 65", W/BRASS TRIM
3	103966-46-D10	EA VALANCE - 65", W/BRASS TRIM
3	103966-46-D11	EA VALANCE - 65", W/BRASS TRIM
3	100281-98-D09	EA LEG -27", RIGHT - W/BRASS TRIM
3	100281-98-D10	EA LEG -27", RIGHT - W/BRASS TRIM
3	100281-98-D11	EA LEG -27", RIGHT - W/BRASS TRIM
3	100281-99-D09	EA LEG -27", LEFT - W/BRASS TRIM
3	100281-99-D10	EA LEG -27", LEFT - W/BRASS TRIM
3	100281-99-D11	EA LEG -27", LEFT - W/BRASS TRIM
3	093475-76-04A	EA BLIND-MINI, 60" X 28 5" DROP (D09/D11)
3	093475-76-05A	EA BLIND-MINI, 60" X 28 5" DROP (D10)
4	101668-31-D09	EA CURTAIN - 38" X 80", TAPE TOP - LEFT (D09)
4	101668-31-D10	EA CURTAIN - 38" X 80", TAPE TOP - LEFT (D10/D11)
4	101668-32-D09	EA CURTAIN - 40" X 40", TAPE TOP (D09) - FRONT BUNK OPTION
4	101668-32-D10	EA CURTAIN - 40" X 40", TAPE TOP (D10/D11) - FRONT BUNK OPTION
5	101668-30-D09	EA CURTAIN - 38" X 80", TAPE TOP - RIGHT (D09)
5	101668-30-D10	EA CURTAIN - 38" X 80", TAPE TOP - RIGHT (D10/D11)
5	101668-33-D09	EA CURTAIN - 38" X 125", TAPE TOP (D09) - FRONT BUNK OPTION
5	101668-33-D10	EA CURTAIN - 38" X 125", TAPE TOP (D10/D11) - FRONT BUNK OPTION
	073260-42-D09	EA TIEBACK - 6" X 18" (D09)
	073260-42-D10	EA TIEBACK - 6" X 18" (D10/D11)
6	103966-61-D09	EA VALANCE - 54 5", W/BRASS TRIM
6	103966-62-D10	EA VALANCE - 54 5", W/BRASS TRIM
6	103966-62-D11	EA VALANCE - 54.5", W/BRASS TRIM
6	093475-82-03A	EA BLIND-MINI, 14 5" X 33" DROP (D09/D11)
6	093475-82-04A	EA BLIND-MINI, 14 5" X 33" DROP (D10)
6	109041-15-02A	EA BLIND-MINI, 14 5" X 32" DROP (D09/D11) - EUROPEAN WINDOW EXCHANGE OPT
6	109041-15-01A	EA BLIND-MINI, 14.5" X 32" DROP (D10) - EUROPEAN WINDOW EXCHANGE OPTION
7	103966-61-D09	EA VALANCE - 54 5", W/BRASS TRIM
7	103966-62-D10	EA VALANCE - 54 5", W/BRASS TRIM
7	103966-62-D11	EA VALANCE - 54 5", W/BRASS TRIM
7	084755-57-DA4	EA SHADE-PULL, 27 25" (D09/D10/D11)
7	084755-57-DA5	EA SHADE-PULL, 27 25" (D09/D10/D11)
8	107603-04-D09	EA VALANCE - 45", RUFFLED ARCH
8	107603-04-D10	EA VALANCE - 45", RUFFLED ARCH
8	107603-04-D11	EA VALANCE - 45", RUFFLED ARCH
8	104157-01-D09	EA CURTAIN/LEG - 27", RIGHT (D09)
8	104157-01-C52	EA CURTAIN/LEG - 27", RIGHT (D10)
8	104157-01-C04	EA CURTAIN/LEG - 27", RIGHT (D11)
8	104157-02-D09	EA CURTAIN/LEG - 27", LEFT (D09)
8	104157-02-C52	EA CURTAIN/LEG - 27", LEFT (D10)
8	104157-02-C04	EA CURTAIN/LEG - 27", LEFT (D11)
8	093475-99-01A	EA BLIND-MINI, 41" X 28 5" DROP (D09/D11)
8	093475-99-02A	EA BLIND-MINI, 41" X 28 5" DROP (D10)
8	073260-52-D09	EA TIEBACK - 3" X 20", GATHERED
8	073260-52-D10	EA TIEBACK - 3" X 20", GATHERED
8	073260-52-D11	EA TIEBACK - 3" X 20", GATHERED
	084481-22-D36	EA CURTAIN-SHOWER, 65" X 40" - GROMMET TOP (D09/D10)
	084481-22-C27	EA CURTAIN-SHOWER, 65" X 40" - GROMMET TOP (D11)
	073260-54-C09	EA TIEBACK SHOWER CURTAIN, 3" X 16" (D09)
	073260-54-D36	EA TIEBACK-SHOWER CURTAIN, 3" X 16" (D10)
	073260-54-C10	EA TIEBACK-SHOWER CURTAIN, 3" X 16" (D11)
	101668-20-D09	EA CURTAIN ROOM DIVIDER, 70" X 60" - TAPE TOP (D09)
	101668-20-C06	EA CURTAIN-ROOM DIVIDER, 70" X 60" - TAPE TOP (D10/D11)
	073260-59-D09	EA TIEBACK-ROOM DIVIDER CURTAIN, 4" X 15" (D09)
	073260-59-D10	EA TIEBACK-ROOM DIVIDER CURTAIN, 4" X 15" (D10/D11)
	057534-01-000	EA TIEBACK/TIEDOWN-BED/CURTAIN/DOOR, 6" - PLASTIC - CLEAR

KEY	PART NUMBER	U/M DESCRIPTION
1	107603-01-D09	EA VALANCE - 41", RUFFLED ARCH
1	107603-01-D10	EA VALANCE - 41", RUFFLED ARCH
1	107603-01-D11	EA VALANCE - 41", RUFFLED ARCH
1	104157-01-D09	EA CURTAIN/LEG - 27", RIGHT (D09)
1	104157-01-C52	EA CURTAIN/LEG - 27", RIGHT (D10)
1	104157-01-C04	EA CURTAIN/LEG - 27", RIGHT (D11)
1	104157-02-D09	EA CURTAIN/LEG - 27", LEFT (D09)
1	104157-02-C52	EA CURTAIN/LEG - 27", LEFT (D10)
1	104157-02-C04	EA CURTAIN/LEG - 27", LEFT (D11)
1	073260-52-D09	EA TIEBACK - 3" X 20", GATHERED
1	073260-52-D10	EA TIEBACK - 3" X 20", GATHERED
1	073260-52-D11	EA TIEBACK - 3" X 20", GATHERED
1	093475-98-01A	EA BLIND-MINI, 36" X 29" DROP (D09/D11)
1	093475-98-02A	EA BLIND-MINI, 36" X 29" DROP (D10)
2	103966-07-D09	EA VALANCE - 28.5", W/BRASS TRIM (D09)
2	103966-54-D02	EA VALANCE - 28 5", W/BRASS TRIM (D10)
2	103966-54-D03	EA VALANCE - 28 5", W/BRASS TRIM (D11)
2	093475-90-06A	EA BLIND-MINI, 27" X 17 5" DROP (D09)
2	093475-90-07A	EA BLIND-MINI, 27" X 17 5" DROP (D10)
2	093475-90-08A	EA BLIND-MINI, 27" X 17 5" DROP (D11)

**1993 WINNEBAGO
TABLE OF CONTENTS**

INTRODUCTION	A-01	A-02
ABBREVIATIONS		A-03
ALPHABETICAL INDEX	A-04	A-06
WCF27RC	A-07	F-02
WCF27RQ	F-03	J-20

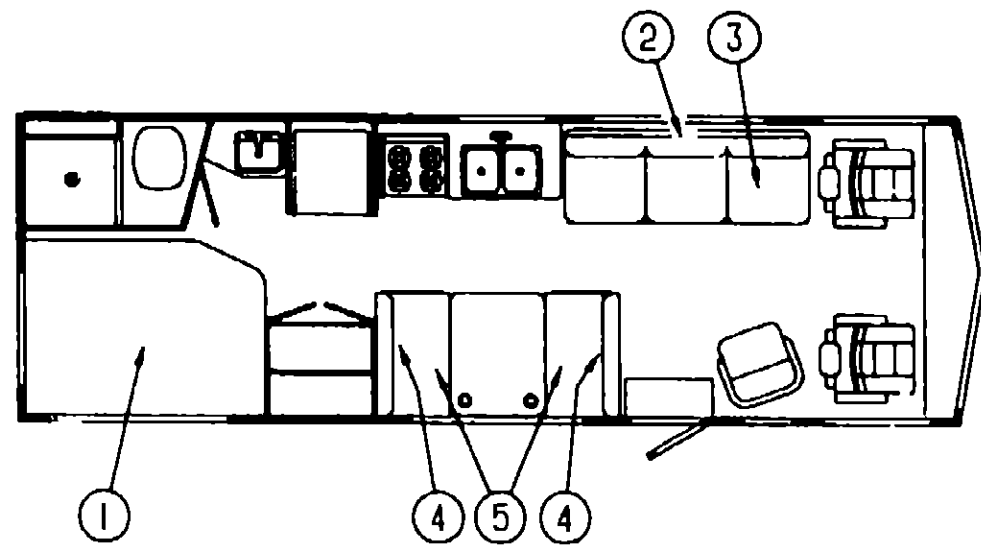
1993 WCF27RC INDEX

FLOOR PLAN	A-07	A-08
ACCESSORIES		A-09
AUDIO VIDEO	A-10	A-12
BATH	A-13	A-14
BEDROOM	A-15	A-16
CHASSIS	A-17	B-04
CURTAIN & CUSHION	B-05	B-14
DINETTE	B-15	B-16
DRIVERS COMPARTMENT	B-17	B-21
ELECTRICAL	B-22	C-04
EXTERIOR BODY	C-05	C-12
GALLERY	C-13	C-17
GENERATOR	C-18	C-19
HEATING & A/C	C-20	D-02
INTERIOR FINISH	D-03	D-06
LABELS	D-07	D-15
LP		D-16
LOUNGE	D-17	D-18
SEALANTS & FASTENERS	D-19	D-22
WATER & SEWAGE	D-23	E-06
WINDOW, VENT AND		
EXTERIOR DOOR	E-07	E-24
WINDSHIELD/WIPER	F-01	F-02

FROM 00 00 00 THRU 01-03-93

FROM 01-04-93 THRU 99-99-99

CURTAIN & CUSHION GROUP (CONTINUED)



CURTAIN & CUSHION GROUP (CONTINUED)

DINETTE CUSHIONS

KEY	PART NUMBER	U/M DESCRIPTION
4	104146-01-D09	EA CUSHION-BACK, 13 5" X 38" X 5" (D09)
4	104146 01-D10	EA CUSHION-BACK, 13 5" X 38" X 5" (D10/D11)
4	P04146-01-D09	EA COVER-BACK CUSHION, 13 5" X 38" X 5" (D09)
4	P04146-01-D10	EA COVER-BACK CUSHION, 13 5" X 38" X 5" (D10/D11)
	078155-01-000	EA STRAP-SNAP, BACKREST CUSHION
5	088927-96-D09	EA CUSHION-SEAT, 21" X 38" X 5" (D09)
5	088927-86-D10	EA CUSHION-SEAT, 21" X 38" X 5" (D10/D11)
5	M88927-86-D09	EA COVER-SEAT CUSHION, 23" X 38" X 5" (D09)
5	M88927-86-D10	EA COVER-SEAT CUSHION, 23" X 38" X 5" (D10/D11)

BUNK CUSHION

KEY	PART NUMBER	U/M DESCRIPTION
	079145-06-000	EA CUSHION-BUNK, 30" X 77" X 4"
	M79145-06-000	EA COVER-CUSHION, BUNK

**1993 WINNEBAGO
TABLE OF CONTENTS**

INTRODUCTION	A-01 -	A-02
ABBREVIATIONS		A-03
ALPHABETICAL INDEX	A-04 -	A-06
WCF27RC	A-07 -	F-02
WCF27RQ	F-03 -	J-20

DOUBLE MATTRESS, BEDSPREAD & PILLOW SHAMS

KEY	PART NUMBER	U/M DESCRIPTION
1	101123-03 000	EA MATTRESS-DOUBLE, W/CUT CORNER - 53" X 74"
1	P01123-03 000	EA COVER MATTRESS, 53" X 74"
1	083986-05-D09	EA BEDSPREAD - 54", FITTED W/CUT CORNER
1	083986-05 D10	EA BEDSPREAD - 54", FITTED W/CUT CORNER
1	083986-05 D11	EA BEDSPREAD - 54", FITTED W/CUT CORNER
	081997-09-D09	EA PILLOW SHAM-W/4" RUFFLE
	081997-09-D10	EA PILLOW SHAM-W/4" RUFFLE
	081997-09 D11	EA PILLOW SHAM-W/4" RUFFLE
	104259-01-D09	EA PILLOW-THROW, 15" X 15" - W/RUFFLE (D09)
	104259-01-C07	EA PILLOW-THROW, 15" X 15" - W/RUFFLE (D10)
	104259-01-C06	EA PILLOW-THROW, 15" X 15" - W/RUFFLE (D11)

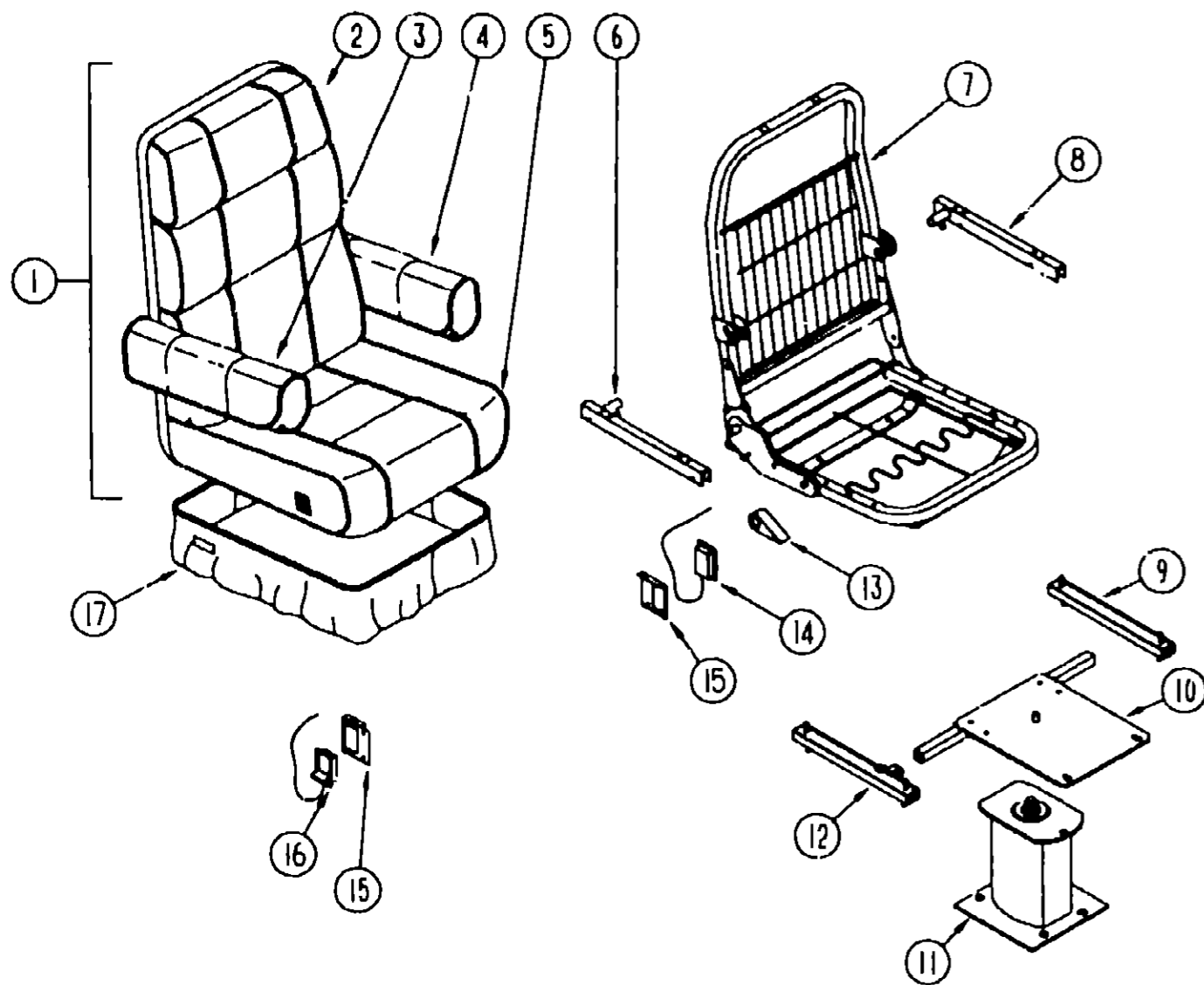
COUCH

KEY	PART NUMBER	U/M DESCRIPTION
2	100032-25-D09	EA COUCH-BACK, 74" W/O ARMS
2	100032-25-D10	EA COUCH-BACK, 74" W/O ARMS
2	100032-25-D11	EA COUCH BACK, 74" W/O ARMS
2	P00032-25-D09	EA COVER-COUCH BACK
2	P00032 25-D10	EA COVER-COUCH BACK
2	P00032-25 D11	EA COVER-COUCH BACK
	101085-10-000	EA FRAME-BACK, 74.5"
3	100032-28-D09	EA COUCH-SEAT, 74" W/O ARMS
3	100032-26 D10	EA COUCH-SEAT, 74" W/O ARMS
3	100032-26 D11	EA COUCH-SEAT, 74" W/O ARMS
3	P00032-28-D09	EA COVER-COUCH SEAT, 74" W/O ARMS
3	P00032-26 D10	EA COVER-COUCH SEAT, 74" W/O ARMS
3	P00032 26-D11	EA COVER-COUCH SEAT, 74" W/O ARMS
	101085-04-000	EA FRAME-SEAT, 74 75"
	101085 06 000	EA FRAME-BASE, 74 75"
	103669 10 D09	EA PILLOW-THROW, 15" X 15" (D09)
	103669-01-C03	EA PILLOW-THROW, 16" X 16" (D10)
	103669 01 D11	EA PILLOW-THROW, 16" X 16" (D11)

1993 WCF27RC INDEX

FLOOR PLAN	A 0/ -	A-08
ACCESSORIES		A-09
AUDIO VIDEO	A-10 -	A-12
BATH	A-13 -	A-14
BEDROOM	A-15 -	A-16
CHASSIS	A-17 -	B-04
CURTAIN & CUSHION	B-05 -	B-14
DINETTE	B-15 -	B-16
DRIVERS COMPARTMENT	B-17 -	B-21
ELECTRICAL	B-22 -	C-04
EXTERIOR BODY	C-05 -	C-12
GALLEY	C-13 -	C-17
GENERATOR	C-18 -	C-19
HEATING & A/C	C-20 -	D-02
INTERIOR FINISH	D-03 -	D-06
LABELS	D-07 -	D-15
LP		D-16
LOUNGE	D-17 -	D-18
SEALANTS & FASTENERS	D-19 -	D-22
WATER & SEWAGE	D 23 -	E-06
WINDOW, VENT AND		
EXTERIOR DOOR	E-07 -	E-24
WINDSHIELD/WIPER	F-01 -	F-02

CURTAIN & CUSHION GROUP (CONTINUED)
DRIVER & PASSENGER BUCKET SEATS



KEY	PART NUMBER	U/M	DESCRIPTION
1	083909-47-D09	EA	SEAT-BUCKET, W/ARMRESTS - W/O SKIRT
1	083909-47-D10	EA	SEAT-BUCKET, W/ARMRESTS - W/O SKIRT
1	083909-47-D11	EA	SEAT-BUCKET, W/ARMRESTS - W/O SKIRT
2	M03445-68-D09	EA	COVER-BACK, BUCKET SEAT
2	M03445-68-D10	EA	COVER-BACK, BUCKET SEAT
2	M03445-68-D11	EA	COVER-BACK, BUCKET SEAT
3	080243-49-D09	EA	ARMREST-RIGHT, BUCKET SEAT
3	080243-49-D10	EA	ARMREST-RIGHT, BUCKET SEAT
3	080243-49-D11	EA	ARMREST-RIGHT, BUCKET SEAT
	M80243-49-D09	EA	COVER-ARMREST, RIGHT
	M80243-49-D10	EA	COVER-ARMREST, RIGHT
	M80243-49-D11	EA	COVER-ARMREST, RIGHT
4	080243-50-D09	EA	ARMREST-LEFT, BUCKET SEAT
4	080243-50-D10	EA	ARMREST-LEFT, BUCKET SEAT
4	080243-50-D11	EA	ARMREST-LEFT, BUCKET SEAT
	M80243-50-D09	EA	COVER-ARMREST, LEFT
	M80243-50-D10	EA	COVER-ARMREST, LEFT
	M80243-50-D11	EA	COVER-ARMREST, LEFT
5	M03445-69-D09	EA	COVER-SEAT, BUCKET SEAT
5	M03445-69-D10	EA	COVER-SEAT, BUCKET SEAT
5	M03445-69-D11	EA	COVER-SEAT, BUCKET SEAT
6	081268-01-000	EA	ROD & CHANNEL-ARMREST, RIGHT - METAL
	081361-01-000	EA	ROD-ARMREST, METAL - RIGHT OR LEFT HAND
7	M80906-07-000	EA	FRAME-SEAT, BACK & SPRING
8	081268-02-000	EA	ROD & CHANNEL-ARMREST, LEFT - METAL
	081361-01-000	EA	ROD-ARMREST, METAL - RIGHT OR LEFT HAND
9	069246-05-000	EA	ADJUSTER-BUCKET SEAT W/LOCK, FORWARD AND BACK
	069246-05-700	EA	SPRING-ADJUSTER, FOR REMOTE
	069246-05-701	EA	CLIP-CABLE, FOR REMOTE
10	107921-05-000	EA	PLATE-TOP, W/SEAT BELT BAR
	107921-06-000	EA	BEARING KIT-SEAT SWIVEL
11	107921-01-000	EA	PLATE-SUB, FLOOR MOUNTED PEDESTAL - W/9 75" EXTENSION
12	069246-02-000	EA	ADJUSTER-SLIDE, FORWARD & BACK
13	080730-03-700	EA	HANDLE KIT RECLINER
	080730-04-000	EA	SCREW-RECLINER, HANDLE - KEIPER 300618-07
	080730-06-000	EA	SHIELD-RECLINER HANDLE - KEIPER 30114307
14	089368-04-000	EA	CABLE-SLIDE, W/SWITCH
15	097683-03-000	EA	BRACKET-REMOTE, SIDE MOUNT - SINGLE
16	108049-01-000	EA	CABLE - 28", FLEXSTEEL PEDESTAL
	108049-02-000	EA	CABLE-PEDESTAL CLIP
17	071126-36-D09	EA	SKIRT BUCKET SEAT
17	071126-36-D10	EA	SKIRT-BUCKET SEAT
17	071126-36-D11	EA	SKIRT-BUCKET SEAT
	007221-01-000	EA	SPACER-SEAT, ADJUSTER
	089323-01-000	FT	STRIP-POLYETHYLENE, J-CHANNEL - FLEX-O LATORS
	108445-02-000	EA	PLATE-SEAT SUPPORT W/WELDNUTS, 230 MM X 157 MM - STEEL - BLACK

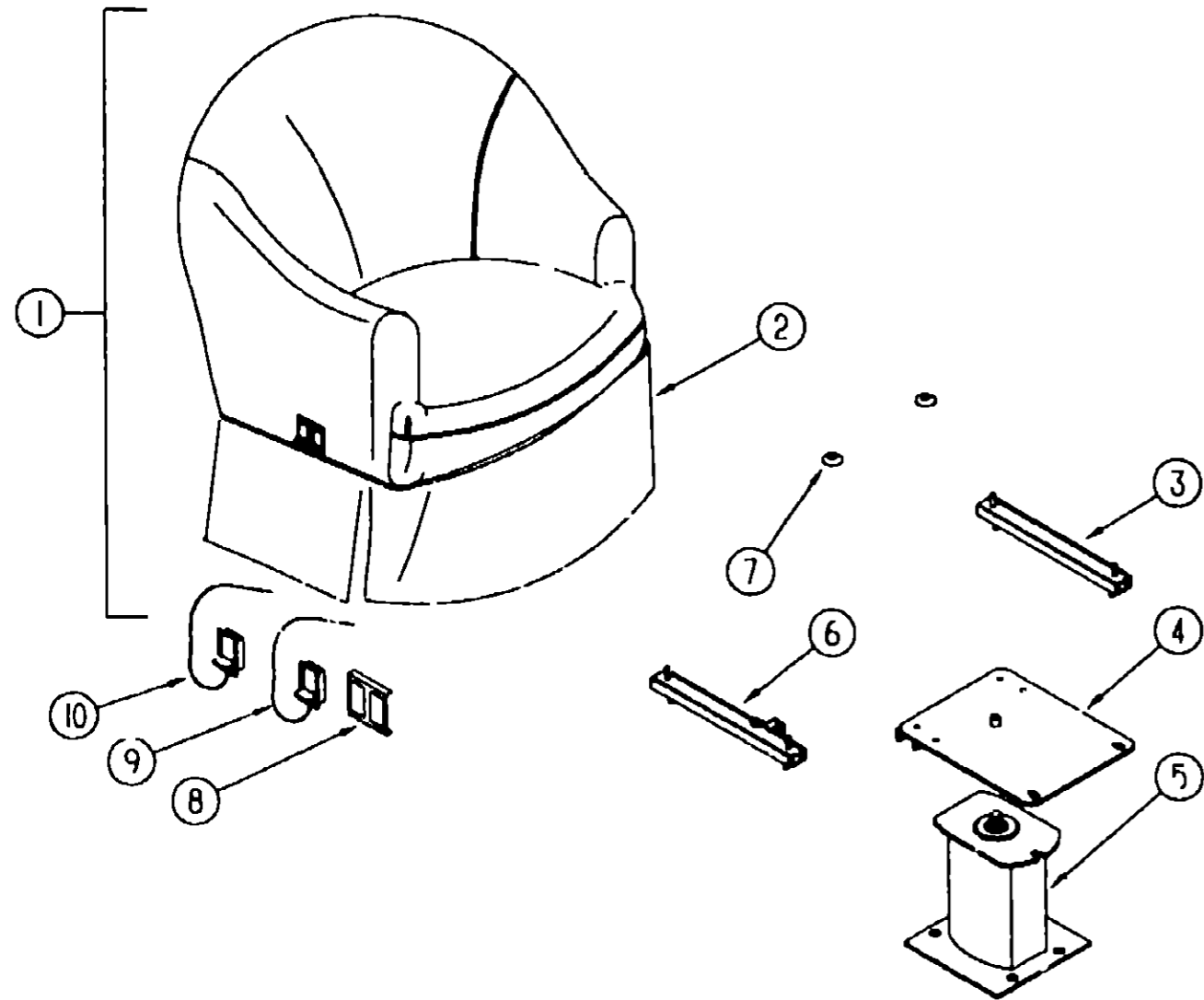
1993 WINNEBAGO
TABLE OF CONTENTS

INTRODUCTION	A-01	A-02
ABBREVIATIONS		A-03
ALPHABETICAL INDEX	A-04	A-06
WCF27HC	A-07	F-02
WCF27RC	F-03	J-20

1993 WCF27RC INDEX

FLOOR PLAN	A-07	A-08
ACCESSORIES		A-09
AUDIO VIDEO	A-10	A-12
BATH	A-13	A-14
BEDROOM	A-15	A-16
CHASSIS	A-17	B-04
CURTAIN & CUSHION	B-05	B-14
DINETTE	B-15	B-16
DRIVERS COMPARTMENT	B-17	B-21
ELECTRICAL	B-22	C-04
EXTERIOR BODY	C-05	C-12
GALLEY	C-13	C-17
GENERATOR	C-18	C-19
HEATING & A/C	C-20	D-02
INTERIOR FINISH	D-03	D-06
LABELS	D-07	D-15
LP		D-16
LOUNGE	D-17	D-18
SEALANTS & FASTENERS	D-19	D-22
WATER & SEWAGE	D-23	E-06
WINDOW, VENT AND		
EXTERIOR DOOR	E-07	E-24
WINDSHIELD/WIPER	F-01	F-02

CURTAIN & CUSHION GROUP (CONTINUED)
SWIVEL CHAIR



KEY	PART NUMBER	U/M DESCRIPTION
1	107891-02-D09	EA CHAIR-SWIVEL, W/O SKIRT
1	107891-01-D10	EA CHAIR-SWIVEL, W/O SKIRT
1	107891-01-D11	EA CHAIR-SWIVEL, W/O SKIRT
	P07891-02-D09	EA COVER SWIVEL CHAIR
	P07891-01-D10	EA COVER-SWIVEL CHAIR
	P07891-01-D11	EA COVER-SWIVEL CHAIR
2	107892-01-D09	EA SKIRT-SWIVEL CHAIR
2	107892-01-D10	EA SKIRT-SWIVEL CHAIR
2	107892-01-D11	EA SKIRT-SWIVEL CHAIR
3	069246-06-000	EA ADJUSTER SWIVEL CHAIR, FORWARD & BACK
4	107921-08-000	EA PLATE TOP, W/O SEAT BELT BAR
	107921-06-000	EA BEARING KIT-SEAT SWIVEL
5	107921-01-000	EA PLATE-SUB, FLOOR MOUNTED PEDESTAL - W/9 75" EXTENSION
6	069246-08-000	EA ADJUSTER-SWIVEL CHAIR, REMOTE - FORWARD & BACK
7	007221-01-000	EA SPACER-SEAT, ADJUSTER
8	097683-02-000	EA BRACKET-MOUNT, REMOTE
9	108049-01-000	EA CABLE - 28" - FLEXSTEEL PEDESTAL
	108049-02-000	EA CABLE-PEDESTAL CLIP
10	089368-04-000	EA CABLE-SWIVEL/SLIDE, W/SWITCH

CURTAIN & CUSHION GROUP (CONTINUED)
BUTTON, TRIM, ASSIST HANDLE & SEAT BELT

KEY	PART NUMBER	U/M DESCRIPTION
	079349-04-D09	YD WELT ASM-NARROW, ACCENT (D09)
	079349-04-C05	YD WELT ASM-NARROW, ACCENT (D10)
	079349-04-B04	YD WELT ASM-NARROW, ACCENT (D11)
	057759-01-000	EA WASHER BRACKET-SEAT BELT, 4" DIAMETER
	056271-01-000	EA BELT-SEAT, 2" X 102" - BLACK
	007021-01-000	EA BELT-SEAT, 2" X 90" - BLACK
	056271-02-000	EA BELT-SEAT, 2" X 72" - BLACK
	069178-02-000	EA BRACKET-MOUNTING, ASSIST HANDLE L ANGLE - W/HOLES - STEEL
	070578-04-Y05	EA BUTTON-SNAP TOP, #30 - VINYL - BEIGE
	000C16-07-16B	EA BOLT-CARRIAGE, ASSIST HANDLE - 7/16" - 14 X 1" ZN
	000D20-07-00B	EA NUT-ACORN, ASSIST HANDLE - 7/16" X 14 ZN
	053552-02-AAB	EA HANDLE-ASSIST, INTERIOR - ENTRY DOOR - VINYL - OFF WHITE

FABRICS

KEY	PART NUMBER	U/M DESCRIPTION
	089351-03-000	YD VINYL-CEILING, DIAMOND DESIGN - 54" WIDE
	079680-01-000	YD FABRIC-VINYL, 54" WIDE - BEIGE
	103907-01-01A	YD FABRIC-VINYL, 54" WIDE - OFF WHITE
	106569-01-01A	YD VINYL-LAMINATE, 26 OZ - 54" WIDE - OFF WHITE
	072333-90-000	YD FABRIC CURTAIN, 54" WIDE - TAN (D09)
	072333-82-000	YD FABRIC CURTAIN, 54" WIDE - BEIGE (D10/D11)
	087272-01-000	YD FABRIC-LINING, CURTAIN - 48" WIDE - IVORY
	087272-03-000	YD FABRIC-LINING, CURTAIN - 54" WIDE - IVORY
	105745-12-000	YD FABRIC-CURTAIN/BEDSPREAD PATTERNED - 54" WIDE (D09)
	105745-13-000	YD FABRIC-CURTAIN/BEDSPREAD, PLAIN - 54" WIDE (D09)
	105745-30-000	YD FABRIC-CURTAIN/BEDSPREAD, PATTERNED - 54" WIDE (D10)
	088273-89-000	YD FABRIC-CURTAIN/BEDSPREAD, PLAIN - 54" WIDE (D10)
	105745-14-000	YD FABRIC-CURTAIN/BEDSPREAD, PATTERNED - 54" WIDE (D11)
	088273-66-000	YD FABRIC CURTAIN/BEDSPREAD, PLAIN - 54" WIDE (D11)
	104233-83-000	YD FABRIC-UPHOLSTERY, STRIPED WOVEN - 54" WIDE (D09)
	104233-66-000	YD FABRIC-UPHOLSTERY, STRIPED WOVEN - 54" WIDE (D10)
	104233-88-000	YD FABRIC-UPHOLSTERY, STRIPED WOVEN - 54" WIDE (D11)
	104233-60-000	YD FABRIC-UPHOLSTERY, PATTERN VE. JUR - 54" WIDE (D09)
	104233-64-000	YD FABRIC-UPHOLSTERY, PATTERN WOVEN - 54" WIDE (D10/D11)
	104233-74-000	YD FABRIC-UPHOLSTERY, PLAIN BEIGE VELOUR - 54" WIDE (D09)
	104233-61-000	YD FABRIC-UPHOLSTERY, PLAIN MAUVE VELOUR - 54" WIDE (D09)
	104233-29-000	YD FABRIC-UPHOLSTERY, PLAIN VELOUR - 54" WIDE (D10)
	104233-30-000	YD FABRIC-UPHOLSTERY, PLAIN VELOUR - 54" WIDE (D11)
	104233-62-000	YD FABRIC-UPHOLSTERY, CRISSCROSS VELOUR - 54" WIDE (D09)
	104233-65-000	YD FABRIC-UPHOLSTERY, CRISSCROSS VELOUR - 54" WIDE (D10)
	104233-67-000	YD FABRIC-UPHOLSTERY, CRISSCROSS VELOUR - 54" WIDE (D11)
	104233-75-000	YD FABRIC-UPHOLSTERY, "W" VELOUR - 54" WIDE (D09)
	104233-76-000	YD FABRIC-UPHOLSTERY, "W" VELOUR - 54" WIDE (D10)
	104233-77-000	YD FABRIC-UPHOLSTERY, "W" VELOUR - 54" WIDE (D11)

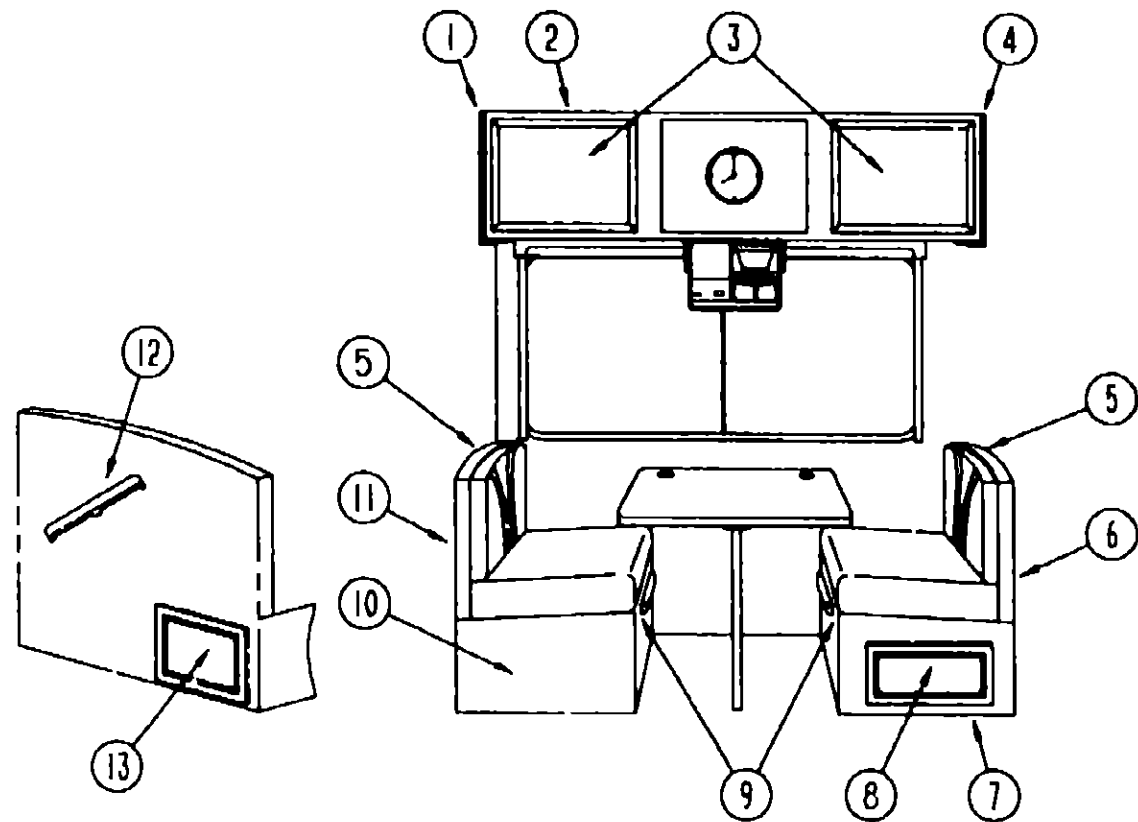
1993 WINNEBAGO
TABLE OF CONTENTS

INTRODUCTION	A-01 -	A-02
ABBREVIATIONS		A-03
ALPHABETICAL INDEX	A-04 -	A-06
WCF27RC	A-07 -	F-02
WCF27RQ	F-03 -	J-20

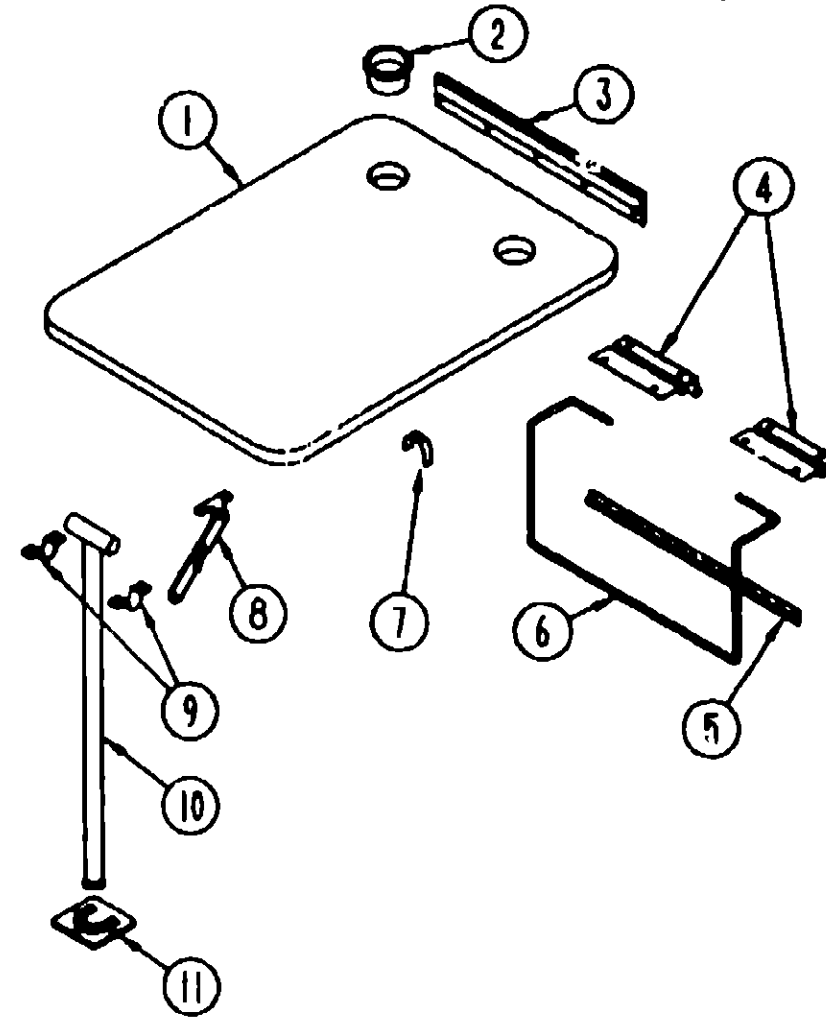
1993 WCF27RC INDEX

FLOOR PLAN	A-07 -	A-08
ACCESSORIES		A-09
AUDIO VIDEO	A-10 -	A-12
BATH	A-13 -	A-14
BEDROOM	A-15 -	A-16
CHASSIS	A-17 -	B-04
CURTAIN & CUSHION	B-05 -	B-14
DINETTE	B-15 -	B-16
DRIVERS COMPARTMENT	B-17 -	B-21
ELECTRICAL	B-22 -	C-04
EXTERIOR BODY	C-05 -	C-12
GALLEY	C-13 -	C-17
GENERATOR	C-18 -	C-19
HEATING & A/C	C-20 -	D-02
INTERIOR FINISH	D-03 -	D-06
LABELS	D-07 -	D-15
LP		D-16
LOUNGE	D-17 -	D-18
SEALANTS & FASTENERS	D-19 -	D-22
WATER & SEWAGE	D-23 -	E-06
WINDOW, VENT AND		
EXTERIOR DOOR	E-07 -	E-24
WINDSHIELD/WIPER	F-01 -	F-02

DINETTE GROUP



DINETTE GROUP (CONTINUED)



1993 WINNEBAGO TABLE OF CONTENTS

INTRODUCTION	A-01	A-02
ABBREVIATIONS		A-03
ALPHABETICAL INDEX	A-04	A-06
WCF2/RC	A-07	F-02
WCF27RC	F-03	J-20

DINETTE CABINETRY

KEY	PART NUMBER	U/M DESCRIPTION
1	103128 02 C05	EA CAP-END, OVERHEAD CABINET
2	M05019-48-D09	EA CABINET-OVERHEAD, W/O DOORS
2	M05019-48-D10	EA CABINET OVERHEAD, W/O DOORS
2	M05019 48 D11	EA CABINET OVERHEAD, W/O DOORS
3	P04746-02-D09	EA DOOR-CABINET, W/O HARDWARE - 15 74" X 20 47"
4	103128 06 C05	EA CAP-END, OVERHEAD CABINET
5	104787 01 D09	EA PAD-DINETTE (D09)
5	104787 01 C05	EA PAD-DINETTE (D10)
5	104787-01-D11	EA PAD-DINETTE (D11)
6	M04174-04 C05	EA CABINET SEATBACK, REAR
6	M04174-41-D09	EA CABINET-SEATBACK, REAR
		FROM 00-00 00 THRU 08 28-92
		FROM 08-29 92 THRU 99-99 99
7	M04175-04 C05	EA CABINET SEATBASE, REAR - W/O HOLE FOR DOOR
		FROM 00 00 00 THRU 08 29 92
7	M04175-41-D09	EA CABINET-SEATBASE, REAR - W/O DOOR
		FROM 08 30-92 THRU 99 99 99
8	P04746-09 D09	EA DOOR CABINET, W/O HARDWARE - 255 MM X 485 MM
		FROM 08-30 92 THRU 99-99 99
9	081295 01-AA8	EA SUPPORT-BED, DINETTE, 28" LONG - WOOD
10	M04175-05-C05	EA CABINET-SEATBASE, FRONT
11	M04174-05-C05	EA CABINET-SEATJACK, FRONT - W/O DOOR
12	091257-06-000	EA HANDLE-ASSIST, ENTRY DOOR - WOOD - FINISHED
13	P04746-09-D09	EA DOOR-CABINET, W/O HARDWARE - 255 MM X 485 MM
	081518 01-B03	EA SEAT-TOP, DINETTE - FRONT OR REAR - PLYWOOD
	041389-16 000	EA HINGE-PIANO, 72 5" LONG - BEIGE
	103799-01 02A	EA COFFEE MAKER - GRAY - BLACK & DECKER MADE BY G E W/GLASS POT
	103799 01-700	EA CARAFE-GLASS POT
	103799 01-701	EA BRACKETS-COFFEE MAKER, PAIR
	104610-01-000	EA STRAP-COFFEE MAKER
	058331-47 000	EA MIRROR GLASS, SAFETY - 22 1" X 15 1"
	105004 01-01A	EA MOI DING-MIRROR, VINYL WRAPPED - OAK

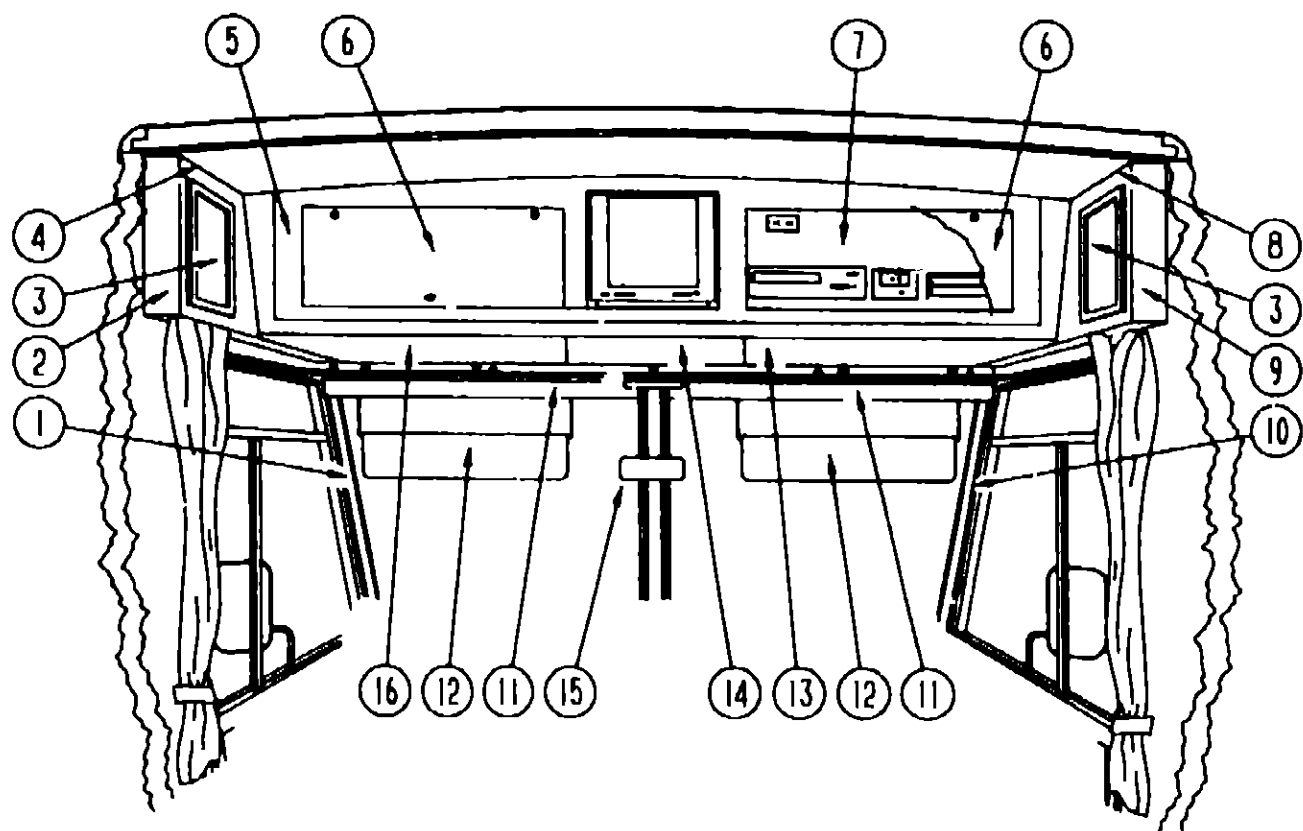
DINETTE TABLE

KEY	PART NUMBER	U/M DESCRIPTION
1	M81299-07-D09	EA TABLE-DINETTE, W/O HARDWARE OR CUPHOLDERS
2	064781-06-000	EA HOLDER-CUP, TWO STEP - OFF WHITE
3	053200-13-000	EA SUPPORT-TABLE, 18 5" - OFF WHITE
4	088410 02-000	EA BRACKET-LIFT, TABLE MOUNTED - OFF WHITE
5	024281-15-000	EA BRACKET-LIFT ROD, LOWER WALL MOUNTED - 17 12" - OFF WHITE
6	024275-13-000	EA ROD-TABLE LIFT, OFF WHITE
7	024283 01-000	EA CLIP-LEG, 1" X 1 125" OD - BLACK
8	024282-01-000	EA BRACE-TABLE LEG, HINGED
9	064050-05-000	EA HINGE-TABLE LEG, OFF WHITE
10	024276-23 000	EA LEG-TABLE, METAL - OFF WHITE
11	049493 12-000	EA CATCH LEG, FLOOR MOUNTED - 2 5" X 2 7" - METAL - OFF WHITE
11	049493-11-700	EA CATCH-LEG, FLOOR MOUNTED - 2 5" X 2 7" - METAL - E-COAT

1993 WCF27RC INDEX

FLOOR PLAN	A-07	A-08
ACCESSORIES		A-09
AUDIO VIDEO	A-10	A-12
BATH	A-13	A-14
BEDROOM	A-15	A-16
CHASSIS	A-17	B-04
CURTAIN & CUSHION	B-05	B-14
DINETTE	B-15	B-16
DRIVERS COMPARTMENT	B-17	B-21
ELECTRICAL	B-22	C-04
EXTERIOR BODY	C-05	C-12
GALLEY	C-13	C-17
GENERATOR	C-18	C-19
HEATING & AC	C-20	D-02
INTERIOR FINISH	D-03	D-06
LABELS	D-07	D-15
LP		D-16
LOUNGE	D-17	D-18
SEALANTS & FASTENERS	D-19	D-22
WATER & SEWAGE	D-23	E-06
WINDOW, VENT AND		
EXTERIOR DOOR	E-07	F-24
WINDSHIELD/WIPER	F-01	F-02

DRIVERS COMPARTMENT GROUP
DRIVERS COMPARTMENT - UPPER



KEY	PART NUMBER	U/M DESCRIPTION
5	104238-01-C05	EA FACE-TV CABINET W/O DOORS, FRONT OVERHEAD FROM 00-00-00 THRU. 07-16-92
5	M05893-01-C05	EA FACE-TV CABINET W/O DOORS, FRONT OVERHEAD FROM 07-17-92 THRU 99-99-99
5	M05893-01-C05	EA FACE-TV CABINET W/O DOORS, FRONT OVERHEAD - RENTAL OPTION
	106699-01-01A	EA BRACKET L-ANGLE, TV CABINET FACE - 5.1" LONG - OFF WHITE STEEL
	108911-01-D12	EA TRIM-TV, 15 3" X 13 9" - WOOD
	100676-02-000	EA STAND-VCR, STEEL
6	100708-06-000	EA DOOR GLASS, TV CABINET - W/O HARDWARE - 9 68" X 28 42"
	100710-01-01A	EA LOCK-TWIST TYPE
	100711-01-01A	EA HINGE-DOOR, GLASS
	100707-01-000	EA SPACER
	101272-01-000	EA CATCH-GLASS DOOR
	101766-01-000	EA PIN-SUPPORT, GLASS DOOR
7	103040-01-C05	EA PANEL-HEADLINER FRONT OVERHEAD - PADDED - STANDARD
7	103040-02-C05	EA PANEL-HEADLINER FRONT OVERHEAD - PADDED - TV OPTION
7	103040-03-C05	EA PANEL-HEADLINER FRONT OVERHEAD - PADDED - TV/VCR/EUROPEAN OPTIONS
7	103040-04-C05	EA PANEL-HEADLINER FRONT OVERHEAD - PADDED - TV/VCR/INVERTER OPTION
7	103040-05-C05	EA PANEL-HEADLINER FRONT OVERHEAD - PADDED - TV/INVERTER OPTION
8	M05159-21-D09	EA CABINET-FRONT OVERHEAD W/O DOOR, PASSENGERS SIDE FROM 00-00-00 THRU 08-16-92
8	M05159-21-D10	EA CABINET-FRONT OVERHEAD W/O DOOR, PASSENGERS SIDE FROM 00-00-00 THRU. 08-16-92
8	M05159-21-D11	EA CABINET-FRONT OVERHEAD W/O DOOR, PASSENGERS SIDE FROM 00-00-00 THRU. 08-16-92
8	M05159-40-D09	EA CABINET-FRONT OVERHEAD W/O DOOR, PASSENGERS SIDE FROM 08-17-92 THRU 99-99-99
8	M05159-40-D10	EA CABINET-FRONT OVERHEAD W/O DOOR, PASSENGERS SIDE FROM 08-17-92 THRU. 99-99-99
8	M05159-40-D11	EA CABINET-FRONT OVERHEAD W/O DOOR, PASSENGERS SIDE FROM 08-17-92 THRU 99-99-99
8	M05159-40-D09	EA CABINET-FRONT OVERHEAD W/O DOOR, PASSENGERS SIDE - RENTAL OPTION
8	M05159-40-D10	EA CABINET-FRONT OVERHEAD W/O DOOR, PASSENGERS SIDE - RENTAL OPTION
8	M05159-40-D11	EA CABINET-FRONT OVERHEAD W/O DOOR, PASSENGERS SIDE - RENTAL OPTION
9	104353-01-C05	EA CAP-END, FRONT OVERHEAD, PASSENGERS SIDE FROM 00-00-00 THRU. 08-16-92
9	103128-08-D12	EA CAP-END, FRONT OVERHEAD, PASSENGERS SIDE FROM 08-17-92 THRU 99-99-99
	P04307-01-C05	EA BOTTOM-VINYL COVERED, FRONT OVERHEAD - PASSENGERS SIDE FROM 00-00-00 THRU 08-16-92
	P09561-01-D09	EA BOTTOM-VINYL COVERED, FRONT OVERHEAD - PASSENGERS SIDE FROM 08-17-92 THRU 99-99-99
	104289-01-C05	EA PAD-VINYL COVERED, 30 3" X 9 6" - ANGLED - DRIVERS SIDE
10	103931-01-01A	EA COVER-INNER, A PILLAR - PASSENGERS
11	078811-05-C07	EA PANEL-HEADER W/RECEPTACLE CUTOUTS - 90 2" LONG - VINYL COVERED
12	082286-18-D12	EA SUNVISOR-DRIVER OR PASSENGER - W/O POCKET
	102377-01-000	EA BRACKET-SUNVISOR, 1 PIECE - STEEL
	007211-01-000	EA HINGE-SUNVISOR
	074011-01-000	EA CLIP-SUNVISOR, SQUARE PINCH ON
13	P03077-02-C05	EA SHELF-CABINET, PASSENGERS SIDE - VINYL COVERED
14	P04415-01-C05	EA SHELF-TV CABINET, VINYL COVERED
	100628-02-000	EA SHELF ASM-TV, STEEL
	101150-01-000	EA SUPPORT-SHELF, TV - PASSENGER SIDE - STEEL
	101150-02-000	EA SUPPORT-SHELF, TV - DRIVER SIDE - STEEL
	P04417-01-C05	EA CABINET-BLANKET (STANDARD CABINET)
15	040714-01-000	EA MIRROR REAR VIEW, W/ARM MOUNT & SET SCREW - GM# 911722
	067490-01-000	EA BUTTON-MIRROR, REAR VIEW - STANK S927H
16	P03077-01-C05	EA SHELF-CABINET, DRIVERS SIDE - VINYL COVERED

1993 WINNEBAGO
TABLE OF CONTENTS

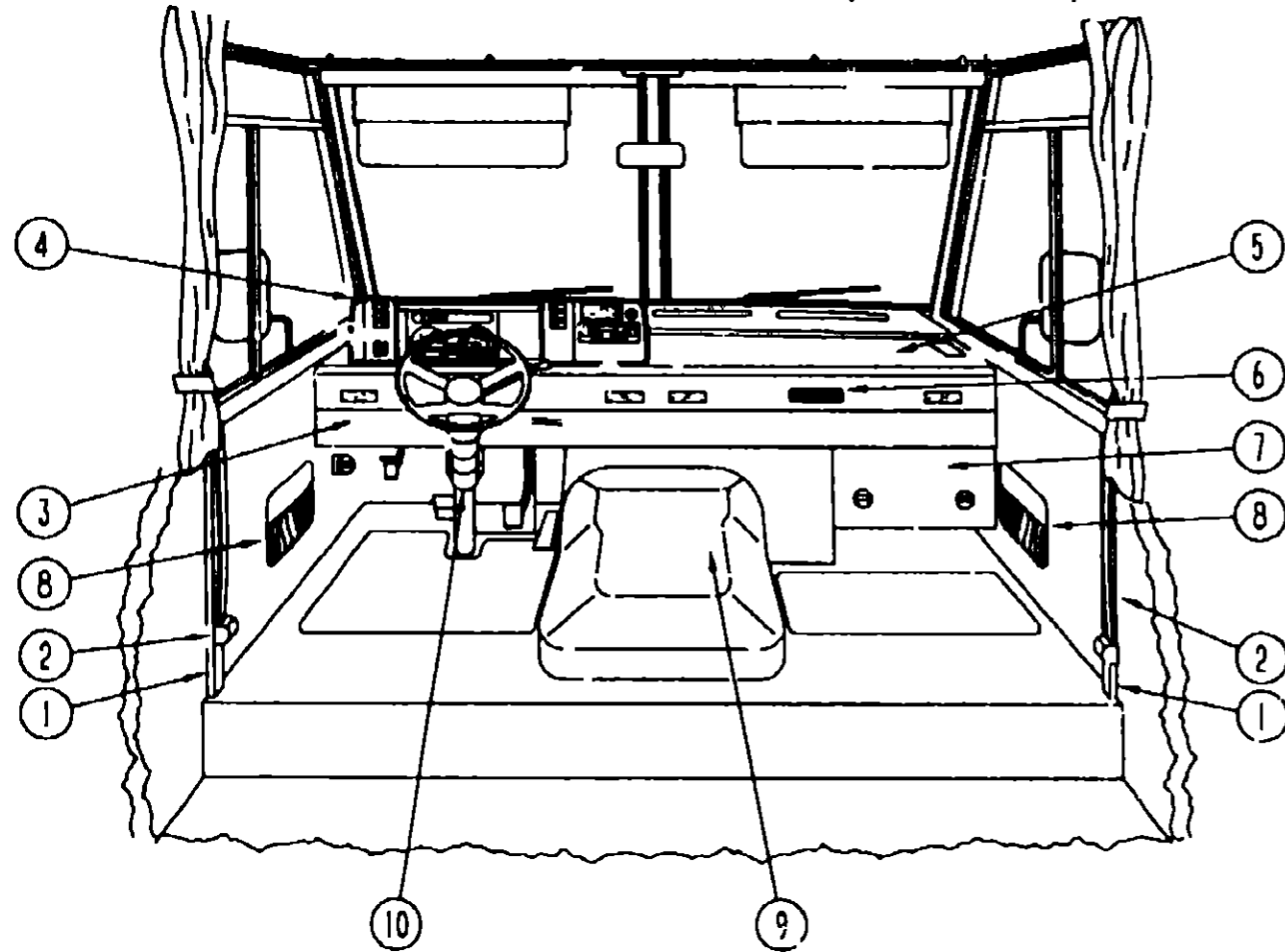
INTRODUCTION	A-01 -	A-02
ABBREVIATIONS		A-03
ALPHABETICAL INDEX	A-04 -	A-06
WCF27RC	A-07 -	F-02
WCF27RQ	F-03 -	J-20

KEY	PART NUMBER	U/M DESCRIPTION
1	103931-02-01A	EA COVER-INNER, A-PILLAR - DRIVERS
2	104353-02-C05	EA CAP END, FRONT OVERHEAD, DRIVERS SIDE FROM 00-00-00 THRU 08-16-92
2	103128-09-D12	EA CAP END, FRONT OVERHEAD, DRIVERS SIDE FROM 08-17-92 THRU 99-99-99
3	P04746-06-D09	EA DOOR-CABINET, W/O HARDWARE - 255 MM X 485 MM
4	M05159-22-D09	EA CABINET-FRONT OVERHEAD W/O DOOR, DRIVERS SIDE FROM 00-00-00 THRU 08-16-92
4	M05159-22-D10	EA CABINET-FRONT OVERHEAD W/O DOOR, DRIVERS SIDE FROM 00-00-00 THRU 08-16-92
4	M05159-22-D11	EA CABINET-FRONT OVERHEAD W/O DOOR, DRIVERS SIDE FROM 00-00-00 THRU 08-16-92
4	M05159-41-D09	EA CABINET-FRONT OVERHEAD W/O DOOR, DRIVERS SIDE FROM 08-17-92 THRU 99-99-99
4	M05159-41-D10	EA CABINET-FRONT OVERHEAD W/O DOOR, DRIVERS SIDE FROM 08-17-92 THRU 99-99-99
4	M05159-41-D11	EA CABINET-FRONT OVERHEAD W/O DOOR, DRIVERS SIDE FROM 08-17-92 THRU 99-99-99
4	M05159-41-D09	EA CABINET-FRONT OVERHEAD W/O DOOR, DRIVERS SIDE - RENTAL OPTION
4	M05159-41-D10	EA CABINET-FRONT OVERHEAD W/O DOOR, DRIVERS SIDE - RENTAL OPTION
4	M05159-41-D11	EA CABINET-FRONT OVERHEAD W/O DOOR, DRIVERS SIDE - RENTAL OPTION
	P04307-02-C05	EA BOTTOM-VINYL COVERED, FRONT OVERHEAD - DRIVERS SIDE FROM 00-00-00 THRU 08-16-92
	P09561-02-D09	EA BOTTOM-VINYL COVERED, FRONT OVERHEAD - DRIVERS SIDE FROM 08-17-92 THRU 99-99-99
	104289-02-C05	EA PAD VINYL COVERED, 30 3" X 9 6" - ANGLED - DRIVERS SIDE

1993 WCF27RC INDEX

FLOOR PLAN	A-07 -	A-08
ACCESSORIES		A-09
AUDIO VIDEO	A-10 -	A-12
BATH	A-13 -	A-14
BEDROOM	A-15 -	A-16
CHASSIS	A-17 -	B-04
CURTAIN & CUSHION	B-05 -	B-14
DINETTE	B-15 -	B-16
DRIVERS COMPARTMENT	B-17 -	B-21
ELECTRICAL	B-22 -	C-04
EXTERIOR BODY	C-05 -	C-12
GALLEY	C-13 -	C-17
GENERATOR	C-18 -	C-19
HEATING & A/C	C-20 -	D-02
INTERIOR FINISH	D-03 -	D-06
LABELS	D-07 -	D-15
LP		D-16
LOUNGE	D-17 -	D-18
SEALANTS & FASTENERS	D-19 -	D-22
WATER & SEWAGE	D-23 -	E-06
WINDOW, VENT AND		
EXTERIOR DOOR	E-07 -	E-24
WINDSHIELD/WIPER	F-01 -	F-02

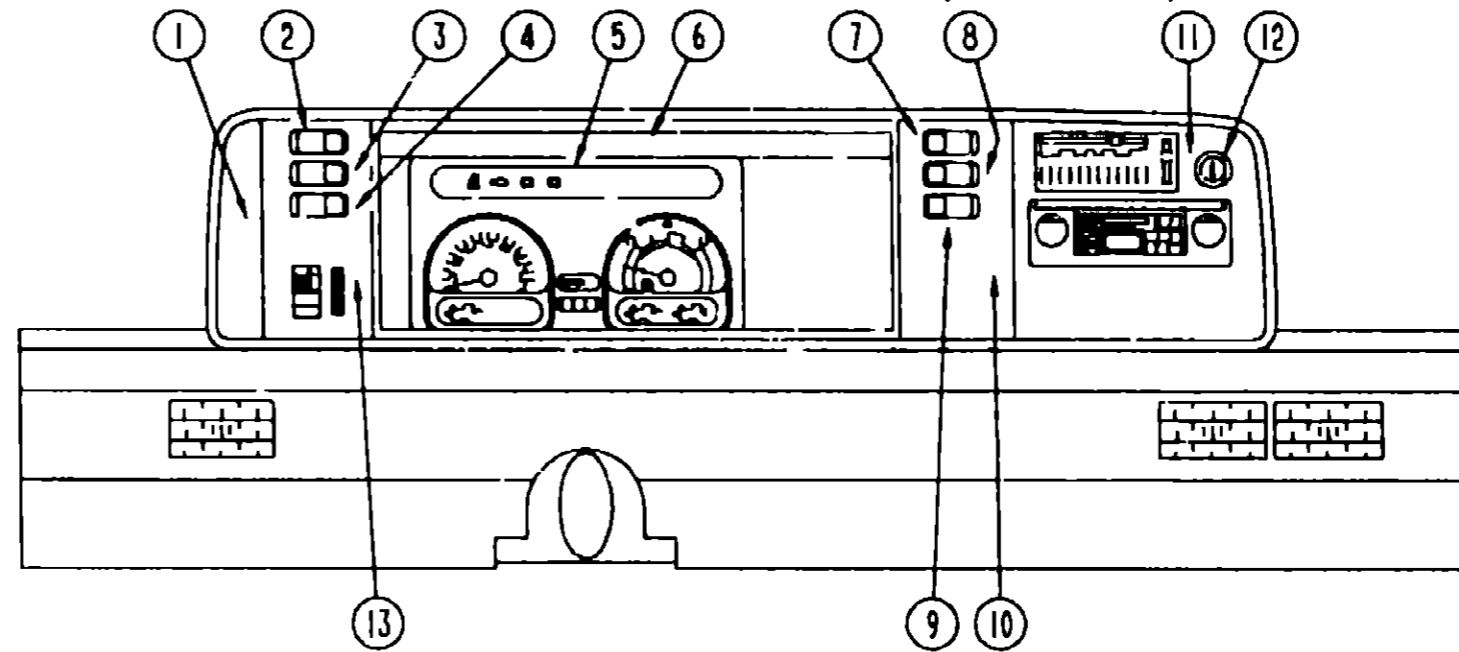
DRIVERS COMPARTMENT GROUP (CONTINUED)



DRIVERS COMPARTMENT - LOWER

KEY	PART NUMBER	U/M DESCRIPTION
1	024700-44-000	EA COVER-SIDEWALL ROLL BAR, OFF WHITE - 53"
1	024700-45-000	EA COVER SIDEWALL ROLL BAR, OFF WHITE - 12 8"
2	091990-01-01A	EA SEAT BELT-SHOULDER HARNESS - DRIVERS/PASSENGERS - BLACK
	091990-01-700	EA BOLT COVER
	R77006-13-498	EA 3OLT SEAT BELT
	109146-01-000	EA BOLT-SHOULDER, SEAT BELT
	103961-01-01A	EA COVER-BRACKET, SEATBELT - OFF WHITE
	R77030-53 447	EA WASHER FLAT, 11 3 MM ID X 21 MM OD
3	103812-01-01A	EA TRIM-DASH, LOWER - OFF WHITE
4	103666 01-01A	EA POD INSTRUMENT PANEL, OFF WHITE PLASTIC
5	103817-01-C05	EA DASH ASM, W/VINYL
	P03817-01-000	EA DASH ASM, W/O VINYL
	105927-02-000	EA PANEL-DASH TOP, STEEL
6	104280-01-01A	EA DECAL-LOGO "BRAVE" PASSENGERS SIDE DASH
7	005757-03 D09	EA COVER-HEATER W/CARPET (D09)
7	095757-03-C05	EA COVER-HEATER W/CARPET (D10)
7	095757-03-C27	EA COVER-HEATER W/CARPET (D11)
8	086120 04-D09	EA PAD MAP POCKET, 12" X 16"
8	086120 04-D10	EA PAD-MAP POCKET, 12" X 16"
8	086120-04-D11	EA PAD MAP POCKET, 12" X 16"
9	097552-01-000	EA COVER-MOTOR, W/O CARPET
	075564-01-000	EA BRACKET-MOUNTING, MOTOR COVER
	092406-01-000	EA TRIM-MOTOR COVER, ALUMINUM
	039623 01 000	FT SEAL-MOTOR COVER, RUBBER BULB TYPE BLACK
	107854-01-D09	EA TRAY ASM-BEVERAGE W/ASHTRAY & DOWELS
	M04032-01-AB1	EA DOWEL-WOOD, STAINED - 1" X 1 75"
	046886 03 000	EA ASHTRAY-CHROME, W/COVER
10	103498 04 000	EA BOOT-STEERING COLUMN, BLACK VINYL
		FROM 00 00 00 THRU 09 06 92
10	103498 06 000	EA BOOT-STEERING COLUMN, BLACK VINYL
		FROM 09-07-92 THRU 99 59 99

DRIVERS COMPARTMENT GROUP (CONTINUED)



INSTRUMENT CLUSTER (CHEVY)

KEY	PART NUMBER	U/M DESCRIPTION
1	104056-01-01A	EA APPLIQUE-BEZEL
2	108356-02-01A	EA COVER-SWITCH W/DIMPLES, CARLING VVAZC00 BLA
2	108357-05-000	EA SWITCH-ROCKER, SPDT ON/NONE/ON - RADIO POWER - CARLING V4D1000B-0
3	108356 02-01A	EA COVER-SWITCH W/DIMPLES, CARLING VVAZC00 BLA
3	108357-04-000	EA SWITCH-ROCKER, SPDT ON/OFF/MOM - DUAL BATTERY - CARLING V7D1000B-0
4	108356-02-01A	EA COVER-SWITCH W/DIMPLES, CARLING VVAZC00 BLA
4	108357-06 000	EA SWITCH-ROCKER, DPDT MOM/OFF/MOM - CARLING VLD1000B-0
		BATTERY DISCONNECT SWITCH OPTION
4	096241-03-000	EA SWITCH-BLANK
5	094796-05-000	EA CLUSTER-INSTRUMENT PANEL, KILOMETERS - GAS - GM #16156355
5	094796 06 000	EA CLUSTER-INSTRUMENT PANEL, KILOMETERS - DIESEL - GM#16161325
6	103662-01-01A	EA BEZEL-INSTRUMENT PANEL
7	108356 04-01A	EA COVER-SWITCH W/DIMPLES & LENS, CARLING VVAGC00
		FROM 12-14-92 THRU 99 99-99
7	108357-10 000	EA SWITCH-ROCKER, SPDT MOM/OFF/MOM - LIGHTED - CARLING V8D1160B-0
		GENERATOR OPTION
		FROM 12-14 92 THRU 99 99-99
7	096241 03 000	EA SWITCH-BLANK
8	108356 02-01A	EA COVER-SWITCH W/DIMPLES, CARLING VVAZC00 BLA
8	108357-03 000	EA SWITCH-ROCKER, SPDT ON/OFF/ON - CARLING V6D1000B 0
		REAR HEATER OPTION
8	096241-03-000	EA SWITCH-BLANK
9	096241-03 000	EA SWITCH-BLANK
10	104056-04-01A	EA APPLIQUE-BEZEL, W/O REAR AUTO HEATER
		FROM 00 00 00 THRU 12-13-92
10	104056-05 01A	EA APPLIQUE-BEZEL, W/REAR AUTO HEATER
		FROM 00 00 00 THRU 12-13 92
10	104056-21-01A	EA APPLIQUE-BEZEL
		FROM 12-14 92 THRU 99-99 99
11	104056 08 01A	EA APPLIQUE-BEZEL
12	089294-01 000	EA LIGHTER ASM CIGARETTE - CASCO C213275
13	104056-02 01A	EA APPLIQUE-BEZEL
	100138 01 000	EA MODULE-DAYTIME RUNNING LIGHT
	077031-01-000	EA FILM-BLACK, 1" X 1.75"
	077031 02 000	EA FILM-AMBER, 1" X 1.75"
	077031-03 000	EA FILM-WHITE, 75" X 1"
	103603-01-000	EA BULB - 12V NO.74 0 12A WEDGE
	077539 01-000	EA BRACKET-MOUNTING, DASH PANEL - I/SHAPED - 2 5" X 1" X 1 5"
	008235 01-000	EA FUSE-AUTOMOTIVE, 12V - 15AMP
	062901-02 000	EA FUSE - 5 AMPS, AUTOMOTIVE
	062901 05-000	EA FUSE - 15 AMPS, AUTOMOTIVE

**1993 WINNEBAGO
TABLE OF CONTENTS**

INTRODUCTION	A-01 -	A-02
ABBREVIATIONS		A-03
ALPHABETICAL INDEX	A-04 -	A-06
WCF27RC	A 07 -	F-02
WCF27RQ	F-03 -	J-20

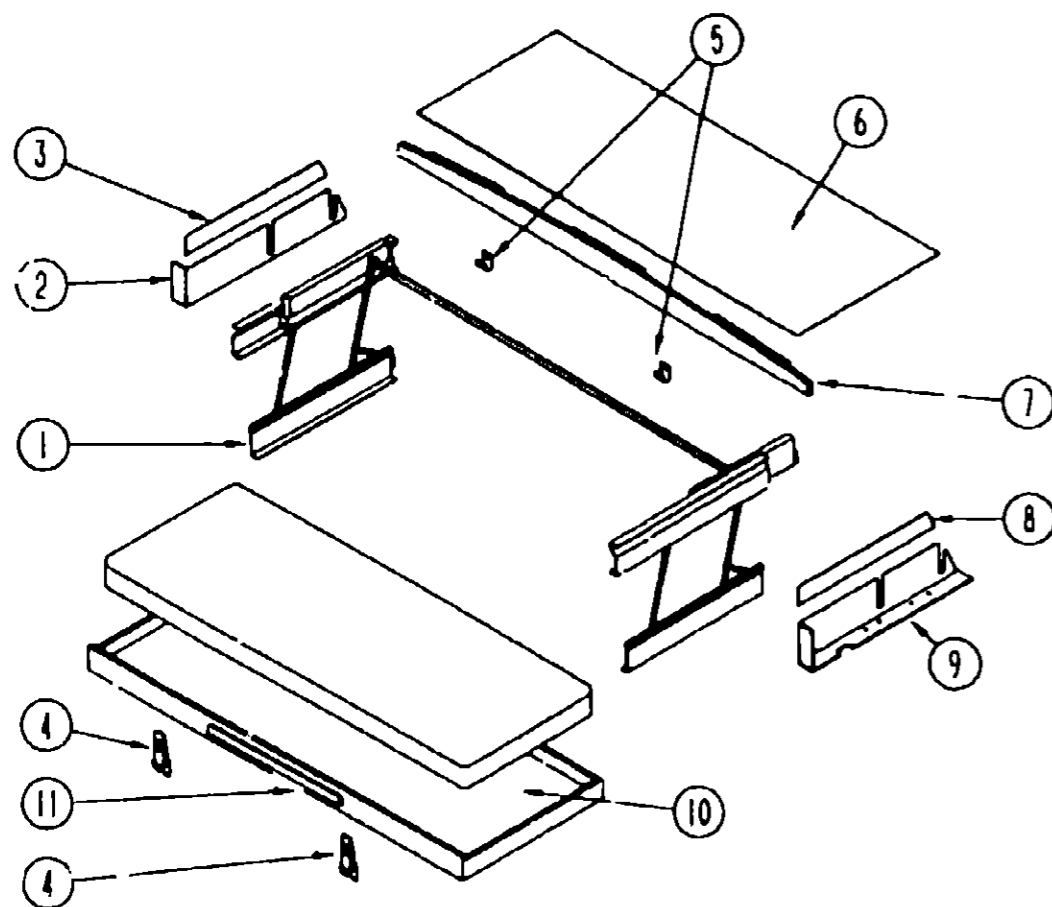
1993 WCF27RC INDEX

FLOOR PLAN	A-07 -	A-08
ACCESSORIES		A-09
AUDIO VIDEO	A-10 -	A-12
BATH	A-13 -	A-14
BEDROOM	A-15 -	A-16
CHASSIS	A-17 -	B 04
CURTAIN & CUSHION	B-05 -	B 14
DINETTE	B-15 -	B-16
DRIVERS COMPARTMENT	B-17 -	B 21
ELECTRICAL	B-22 -	C 04
EXTERIOR BODY	C-05 -	C-12
GALLEY	C-13 -	C-17
GENERATOR	C-18 -	C-19
HEATING & A/C	C-20 -	D-02
INTERIOR FINISH	D-03 -	D-06
LABELS	D 07 -	D-15
LP		D-16
LOUNGE	D-17 -	D-18
SEALANTS & FASTENERS	D 19 -	D 22
WATER & SEWAGE	D-23 -	E-06
WINDOW, VENT AND		
EXTERIOR DOOR	E-07 -	E-24
WINDSHIELD/WIPER	F 01 -	F-02

DRIVERS COMPARTMENT GROUP (CONTINUED)

**ELECTICAL GROUP
INTERIOR LIGHTS**

**1993 WINNEBAGO
TABLE OF CONTENTS**



FRONT BUNK-SINGLE

KEY	PART NUMBER	U/M DESCRIPTION
1	076760-02-000	EA BUNK HARDWARE (COMPLETE)
	076760-02-700	EA SPRING GAS-BUNK HARDWARE
2	101499-06-C05	EA PANEL ASM BOTTOM DRIVERS - PADDED - USED W/BUNK
3	101497-08-C05	EA PANEL ASM-UPPER DRIVERS - PADDED - USED W/BUNK
4	042541-04-000	EA LATCH-W/O STRIKE, BRASS
5	042541-05-000	EA STRIKE-BRASS
6	103040-06-C05	EA PANEL-HEADLINER FRONT OVERHEAD - PADDED - USED W/BUNK
7	P03199-01-C05	EA BOARD ASM-TRIM, BUNK - CEILING MOUNTED
8	101497-07-C05	EA PANEL ASM-UPPER PASSENGERS - PADDED - USED W/BUNK
9	101499-05-C05	EA PANEL ASM-BOTTOM PASSENGERS - PADDED - USED W/BUNK
10	081717-03-C05	EA BED ASM-BUNK, FRONT
11	09465R-01-Y12	EA HANDLE-BUNK OAK

KEY	PART NUMBER	U/M DESCRIPTION
	061424-01-000	EA LIGHT-AISLE, 12V - RECTANGULAR
	008103-01-000	EA BULB-DASH/AISLE LIGHT, #53 - 12 V - 12 AMP
	065201-09-000	EA SHADE-LAMP, FABRIC - PARCHMENT
	065202-23-000	EA LAMP-WALL, BRASS - CANADIAN
	065202-22-000	EA LAMP-WALL, BRASS - US
	067479-01-000	EA BULB - 12V, NUMBER 1076
	082169-01-000	EA LIGHT MAKE-UP, 3 BULB - JENSEN X148-16BR
		FROM 00-00-00 THRU 12-13-92
	081633-01-700	EA BULB-MAKE UP LIGHT, JENSEN
	110235-01-01A	EA LIGHT-MAKE UP, 3 BULB PANLESS - PD PD200-621 BRASS
		FROM 12-14-92 THRU 99 99 99
	081633-01-700	EA BULB-MAKE UP LIGHT, JENSEN
	086280-01-000	EA LIGHT-SURFACE MOUNT, 12V - JENSEN 1236
	086280-01-700	EA BULB - 12 VOLT, 6 WATT
	098024-01-01A	EA LIGHT-DOME, 1 BULB - US - IVORY
	008218-01-000	EA BULB-DOME LIGHT, 12V - NUMBER 1141
	098024-01-700	EA LENS-DOME LIGHT
	098024-03-01A	EA LIGHT-DOME, 2 BULB - IVORY
	008218-01-000	EA BULB DOME LIGHT, 12V - NUMBER 1141
	098024-01-700	EA LENS-DOME LIGHT

INTRODUCTION	A-01 -	A-02
ABBREVIATIONS		A-03
ALPHABETICAL INDEX	A-04 -	A-06
WCF27RC	A-07 -	F-02
WCF27RO	F-03 -	J-20

CIRCUIT BREAKERS

KEY	PART NUMBER	U/M DESCRIPTION
	083209-01-000	EA CIRCUIT BREAKER - 15 AMP, 120V - BW G-15 - CANADIAN
	083209-02-000	EA CIRCUIT BREAKER - 15/15AMP, 120V - BW H-15/15
	083209-03-000	EA CIRCUIT BREAKER - 15/20AMP, 120V - BW 0-15/20
	083209-04-000	EA CIRCUIT BREAKER - 30A, 120V - BW L-30
	083209-05-000	EA CIRCUIT BREAKER - 20A, 120V - BW J-20
	083209-06-000	EA CIRCUIT BREAKER - 30/15 AMP, 120V - BW D 30/15
	093654-01-000	EA CIRCUIT BREAKER - 6 AMP, HOUSE CONTROL PANEL
	093654-02-000	EA CIRCUIT BREAKER - 15 AMP
	093655-01-000	EA CIRCUIT BREAKER - 25A, 12V - USD 17125-4E03A2A
	093655-02-000	EA CIRCUIT BREAKER - 30 AMP, HOUSE CONTROL PANEL
	093655-03-000	EA CIRCUIT BREAKER - 40 AMP, USD 17440 4E03A2A
	097611-01-000	EA CIRCUIT BREAKER - 6AMP, ATC - BLACK
	112591-01-000	EA CIRCUIT BREAKER - 16 AMP, 240V
	094810-01-000	EA BREAKER-CIRCUIT, DOUBLE 30 AMP - GE THQL2130
	094811-01-000	EA BREAKER-CIRCUIT, DOUBLE 20 AMP - GE THQL2120

1993 WCF27RC INDEX

FLOOR PLAN	A-07 -	A-08
ACCESSORIES		A-09
AUDIO VIDEO	A-10 -	A-12
BATH	A-13 -	A-14
BEDROOM	A-15 -	A-16
CHASSIS	A-17 -	B-04
CURTAIN & CUSHION	B-05 -	B-14
DINETTE	B-15 -	B-16
DRIVERS COMPARTMENT	B-17 -	B-21
ELECTRICAL	B-22 -	C-04
EXTERIOR BODY	C-05 -	C-12
GALLEY	C-13 -	C-17
GENERATOR	C-18 -	C-19
HEATING & A/C	C-20 -	D-02
INTERIOR FINISH	D-03 -	D-06
LABELS	D-07 -	D-15
LP		D-16
LOUNGE	D-17 -	D-18
SEALANTS & FASTENERS	D-19 -	D-22
WATER & SEWAGE	D-23 -	E-06
WINDOW, VENT AND		
EXTERIOR DOOR	E-07 -	E-24
WINDSHIELD/WIPER	F-01 -	F-02

CONDUIT

KEY	PART NUMBER	U/M DESCRIPTION
	041953-01-000	FT CONDUIT-CONVOLUTE SLIT, 5" ID
	041953-03-000	FT CONDUIT-CONVOLUTE SLIT, 1" ID
	041953-05-000	FT CONDUIT-CONVOLUTE SOLID 62" ID
	041953-06-000	FT CONDUIT-CONVOLUTE, SLIT, 375" ID
	041953-07-000	FT CONDUIT CONVOLUTE, SLIT, 25" ID
	041953-09-000	FT CONDUIT-CONVOLUTE, SLIT, 50" ID
	041953-10-000	FT CONDUIT-CONVOLUTE, SLIT, 75" ID
	041953-12-000	FT CONDUIT-CONVOLUTE, NON SLIT, 1 1/2" ID

ELECTRICAL GROUP (CONTINUED)

CONNECTORS

KEY	PART NUMBER	U/M DESCRIPTION
	008311-01-000	EA CONNECTOR-WIRE NUT, INSULATED - RED
	008312-01-000	EA CONNECTOR-WIRE NUT, INSULATED - BLUE
	008314-01-000	EA CONNECTOR-WIRE NUT, INSULATED - GRAY
	008353-01-000	EA CONNECTOR-CABLE CLAMPING, 3/8"
	008355-01-000	EA CONNECTOR CABLE CLAMPING, 3/4"
	008356-01-000	EA CONNECTOR-PLASTIC, 3/8" AVG
	000398-01-000	EA CONNECTOR - 1/2" X 90 DEGREE, FLEX CONDUIT - UL AND CSA
	041480-01-000	EA CONNECTOR-STRAIGHT, 1/2" FLEX CONDUIT
	082740-01-000	EA CONNECTOR-PLASTIC BODY, FOR 2 MALE SPADES
	058028-01-000	EA CONNECTOR-ELECTRICAL PIGTAIL, NYLON - CLEAR

RECEPTACLES, RECEPTACLE PLATES & SPACER

KEY	PART NUMBER	U/M DESCRIPTION
	007940-01-000	EA RECEPTACLE-SLIDE, 16 TO 12 AWG - FEMALE END
	007954-01-000	EA RECEPTACLE-HOUSING, 6 POSITION
	024924-02-000	EA RECEPTACLE-POWER CORD, W/PARTIAL PLATE
	080015-02-000	EA RECEPTACLE-FLAG, 185 - 16/14 GA - AMP 3
	058707-01-000	EA RECEPTACLE-ELECTRIC, SINGLE - BROWN
	058708-01-000	EA RECEPTACLE-ELECTRIC, DOUBLE - BROWN
	058708-02-000	EA RECEPTACLE-ELECTRIC, DOUBLE - IVORY
	084076-01-000	EA RECEPTACLE-GFI, 15A - 125V - IVORY
	084076-02-000	EA RECEPTACLE-GFI, 15A - 125V - BROWN
	084077-01-000	EA PLATE-COVER, RECEPTACLE - GFI - IVORY
	084077-02-000	EA PLATE-COVER, RECEPTACLE - GFI - BROWN
	075736-02-000	EA COVER-EXTERIOR RECEPTACLE, OFF WHITE
	091927-01-000	EA COVER-RECEPTACLE, DOUBLE - IVORY
	102568-01-B10	EA SPACER-RECEPTACLE, BETWEEN SIDEWALL & PLATE - WOOD
	097734-01-01A	EA EXTENSION-RECEPTACLE, 3 2" X 5" X 7" - PLASTIC - IVORY
	097734-01-02A	EA EXTENSION-RECEPTACLE, 3 2" X 5" X 7" - PLASTIC - BROWN

TERMINALS

KEY	PART NUMBER	U/M DESCRIPTION
	008326-01-000	EA TERMINAL-RING, 16/14 WIRE - 3/8" STUD
	008328-01-000	EA TERMINAL-RING, 12/10 WIRE - #10 STUD FIT
	009331-01-000	EA TERMINAL RING, TONGUE - #4 WIRE - 3/8" STUD COPPER
	008348-01-000	EA TERMINAL-RING, 3/8" STUD - #2 WIRE
	035416-04-000	EA TERMINAL-RING #10 STUD FIT, INSULATED BARREL #16/14
	102777-02-000	EA TERMINAL-RING, #6 STUD - 10 AWG
	047443-01-000	EA TERMINAL - 250 RECEPTACLE FIT, INSULATED - 16/14 AWG
	047443-02-000	EA TERMINAL - 250 RECEPTACLE FIT, INSULATED - 12/10 AWG
	062036-01-000	EA TERMINAL-PACK-CON, 12/10 AWG
	062036-02-000	EA TERMINAL-PACK-CON, 16/14 AWG
	098260-01-000	EA TERMINAL-MALE, 56 SERIES
	104100-03-000	EA TERMINAL - 75 AMP - AMP 53880-4 LOOSE
	106007-01-000	EA TERMINAL-FEMALE, 14-16 AWG

ELECTRICAL GROUP (CONTINUED)

HOUSINGS, PINS & SOCKETS

KEY	PART NUMBER	U/M DESCRIPTION
	063910-01-000	EA HOUSING-RELAY, BOSCH 3 334 485 008
	088473-01-000	EA PIN-HOUSING, 4 ROWS OF 3
	088473-03-000	EA HOUSING-PIN, 9 POSITION
	088473-05-000	EA PIN-HOUSING, 6 POSITION (SINGLE ROW)
	088473-06-000	EA PIN-HOUSING, 6 POSITION (TWO ROWS OF THREE)
	088473-08-000	EA HOUSING-PIN, 4 POSITION
	088473-09-000	EA PIN-HOUSING, 3 POSITION (SINGLE ROW)
	088473-10-000	EA PIN-HOUSING, 2 POSITION
	088474-01-000	EA HOUSING-SOCKET, 12 POSITIONS
	088474-03-000	EA HOUSING-SOCKET, 9 POSITION
	088474-06-000	EA SOCKET-HOUSING, 6 POSITION (2 ROWS OF THREE)
	088474-07-000	EA HOUSING-SOCKET, 5 CAVITY - AMP 1-480764-0
	061474-08-000	EA SOCKET-HOUSING, 4 POSITION (SINGLE ROW)
	088474-09-000	EA HOUSING-SOCKET, 3 POSITION
	088474-10-000	EA HOUSING-SOCKET, 2 POSITION
	088475-01-000	EA PIN-CONNECTOR, 14 TO 20 AWG
	088475-02-000	EA PIN-CONNECTOR, 10 TO 12 AWG
	104100-01-000	EA HOUSING - 1 POSITION, 75 AMP AMP 53880-1
	101571-01-000	EA HOUSING - 2 POSITION, MALE
	106006-01-000	EA HOUSING - 1 POSITION, FEMALE - PACKARD 12015952
	108355-01-000	EA HOUSING-SWITCH, CARLING VCH
	110178-01-000	EA HOUSING-WIPER MOTOR - UT6237440-EC25WJ FROM 12-13-92 THRU 99-99-99

POWER CORDS

KEY	PART NUMBER	U/M DESCRIPTION
	008052-01-000	EA CORD-POWER, 10/3 - 30 AMP - 25' - CANADIAN
	008054-01-000	EA CORD-POWER, 10/3 - 30 AMP - 25' - US

CONVERTER, LOAD CENTER & INVERTER

KEY	PART NUMBER	U/M DESCRIPTION
	083208-02-000	EA CONVERTER POWER, 45A - 120V/12V - BW 6345
	094809-01-000	EA CENTER-LOAD, 240V - 125A - TPL412CT
	051912-01-000	EA TRANSFORMER-DRY CONTROL - EUROPEAN
	099048-01-000	EA INVERTER-100 WATT

UNDER HOOD ELECTRICAL ACCESS PANELS

KEY	PART NUMBER	U/M DESCRIPTION
	P03751-01-000	EA PLATE-ELECTRICAL ACCESS
	098196-01-000	EA LATCH - 1/4 TURN, T-BAR
	103756-01-000	EA DOOR ELECTRICAL BOX
	092492-06-000	EA SEAL-ELECTRICAL BOX, ALFA III (195X267)
	103863-01-000	EA BOX-ELECTRICAL, FRONT
	103873-01-000	EA SEAL-ELECTRICAL BOX/BULKHEAD, ALFA III(215X215)
	103397-01-000	EA SEAL-SOLENOID ACCESS

**1993 WINNEBAGO
TABLE OF CONTENTS**

INTRODUCTION	A-01 -	A-02
ABBREVIATIONS		A-03
ALPHABETICAL INDEX	A-04 -	A-06
WCF27RC	A-07 -	F-02
WCF27RQ	F-03 -	J-20

1993 WCF27RC INDEX

FLOOR PLAN	A-07 -	A-08
ACCESSORIES		A-09
AUDIO VIDEO	A-10 -	A-12
BATH	A-13 -	A-14
BEDROOM	A-15 -	A-16
CHASSIS	A-17 -	B-04
CURTAIN & CUSHION	B-05 -	B-14
DINETTE	B-15 -	B-16
DRIVERS COMPARTMENT	B-17 -	B-21
ELECTRICAL	B-22 -	C-04
EXTERIOR BODY	C-05 -	C-12
GALLEY	C-13 -	C-17
GENERATOR	C-18 -	C-19
HEATING & A/C	C-20 -	D-02
INTERIOR FINISH	D-03 -	D-06
LABELS	D-07 -	D-15
LP		D-16
LOUNGE	D-17 -	D-18
SEALANTS & FASTENERS	D-19 -	D-22
WATER & SEWAGE	D-23 -	E-06
WINDOW, VENT AND		
EXTERIOR DOOR	E-07 -	E-24
WINDSHIELD/WIPER	F-01 -	F-02

ELECTRICAL GROUP (CONTINUED)
FUSES & FUSE HOUSINGS

KEY	PART NUMBER	U/M DESCRIPTION
	008234-01-000	EA FUSE - 12V, 10 AMP
	100341-01-000	EA FUSE HOLDER-IN LINE TYPE, WESCO 8931-97020
	062037-01-000	EA HOUSING-AUTO FUSE, NATURAL
	062037-02-000	EA HOUSING-AUTO FUSE, GREEN
	062037-03-000	EA HOUSING-AUTO FUSE, BLACK
	062037-04-000	EA HOUSING-AUTO FUSE, BLUE
	062037-05-000	EA HOUSING-AUTO FUSE, GRAY
	062037-06-000	EA HOUSING-AUTO FUSE, BROWN
	108669-01-000	EA HOUSING-AUTO FUSE HOLDER, PACKARD 12010105

SWITCHES, SWITCH PLATES & SPACERS

KEY	PART NUMBER	U/M DESCRIPTION
	077942-01-000	EA SWITCH-DUMMY, BLACK
	079364-01-000	EA SWITCH-ON/OFF ROCKER, 2 PRONGS - BROWN
	079364-03-000	EA SWITCH-ON/OFF ROCKER, 3 PRONGS - BROWN
	098351-01-01A	EA PLATE-SWITCH, 1 GANG - POLISHED BRASS - JENSEN
	098351-02-01A	EA PLATE-SWITCH, 2 GANG - POLISHED BRASS - JENSEN
	098351-05-01A	EA PLATE-SWITCH, 3 GANG - POLISHED BRASS - JENSEN
	098351-06-01A	EA PLATE-SWITCH, 2 GANG W/LABEL - POLISHED BRASS - JENSEN
	095188-01-01A	EA SPACER-SWITCH, 2 3/4" X 3 4/8" - PLASTIC - DARK BROWN
	095188-02-01A	EA SPACER-SWITCH, 2 3/4" X 4 1/8" - PLASTIC - DARK BROWN
	075723-01-000	EA SPACER-SWITCH, W/O HOLE - 2" X 9" X 2" - METAL - OFF WHITE

ELECTRIC BOXES & COVERS

KEY	PART NUMBER	U/M DESCRIPTION
	008288-01-000	EA BOX-ELECTRIC, PLASTIC - 3" X 3 1/2"
	008288-02-000	EA BOX-ELECTRIC, PLASTIC - 3 9/4" X 3 13/8" X 1 8/16"
	008289-01-000	EA BOX-ELECTRIC, STEEL - 1/2" AND 3/4" KNOCKOUTS - 4" X 4" US
	008289-02-000	EA BOX-ELECTRIC, 4" X 4" - 1/2" & 3/4" KNOCKOUTS - CANADIAN
	058049-01-000	EA BOX-ELECTRIC SWITCH, 2" X 3" X 2 25"
	074890-01-000	EA BOX-EXTENSION, STEEL OPEN SIDES - 4" X 4" X 1 1/2"
	091910-01-000	EA BOX-ELECTRIC, 3 75" X 3 5" X 1 75" - PLASTIC
	091910-02-000	EA BOX-ELECTRIC PLASTIC - 57 MM X 88 MM FROM 10-05-92 THRU 99 99 99
	008294-01-000	EA COVER-ELECTRIC BOX, BLANK/STEEL - 4" X 4" - GRAY
	008294-02-000	EA COVER-ELECTRIC BOX, BLANK STEEL - 4" X 4" - CANADIAN
	054250-04-000	EA COVER-ANGLED, W/O HOLE - 3 6" X 4 5" - PLASTIC - OFF WHITE ELECTRICAL PLATE SUPPORT
	069236-01-000	EA COVER-ELECTRIC BOX, W/HOLE - 4" X 4" - GRAY USED WITH 30 AMP RECEPTACLE
	073626-04-000	EA COVER-ELECTRIC 10 4" X 7 8" - BEIGE PLASTIC
	074897-01-000	EA COVER-ELECTRIC BOX, 1 LARGE & 2 SMALL HOLES - 4" X 4"

ELECTRICAL GROUP (CONTINUED)
WIRE ASSEMBLIES

KEY	PART NUMBER	U/M DESCRIPTION
	007018-01-000	EA WIRE ASM-MONITOR PANEL, W/3 WIRES & ORANGE RESISTOR-1 VS
	102036-01-000	EA WIRE ASM CLEARANCE LAMPS
	103991-01-000	EA WIRE ASM CIRCUIT BREAKER, POWER
	103991-02-000	EA WIRE ASM-CIRCUIT BREAKER POWER
	107668-01-000	EA WIRE ASM STEEP ELECTRIC
	108303-01-000	EA WIRE ASM REAR AUTO HEATER

MISCELLANEOUS ELECTRICAL COMPONENTS

KEY	PART NUMBER	U/M DESCRIPTION
	007093-01-000	EA FLASHER SIGNAL, STAT
	008188-01-000	EA SOLENOID - 3 POST, BATTERY CHANGE OVER
	036346-02-000	EA BUSHING-STEEL, 3/4" MPT X 3/8" FPT
	086233-01-000	EA STUD-ISOLATED, 3/8" X 7/8" LONG
	086273-01-000	EA RELAY-BATTERY DISCONNECT
	087949-01-000	EA BUSS BAR - 2 POSITION, 6" X 1 5" ALUMINUM
	067789-02-000	EA SOCKET-LAMP
	088476-01-000	EA SOCKET-CONNECTOR BRASS - PRE-TIN
	088476-02-000	EA SOCKET-CONNECTOR, 12 10 GA - PHOSPHATE BRONZE - PRE-TIN
	103608-01-000	EA SOCKET-WEDGE BASE W/LEADS, JKL 2944 6 OR EQUIVALENT
	087225-01-000	FT SLEEVING - 1/2", TYPE H - VARFLEX
	087225-02-000	FT SLEEVING - 5/8", TYPE H - VARFLEX VARGLAS
	073328-04-000	EA CABLE ASSEMBLY BATTERY, W/TERMINALS
	077479-01-000	EA BOOT-BATTERY TERMINAL DOUBLE CABLE
	077479-02-000	EA BOOT-BATTERY TERMINAL SINGLE CABLE

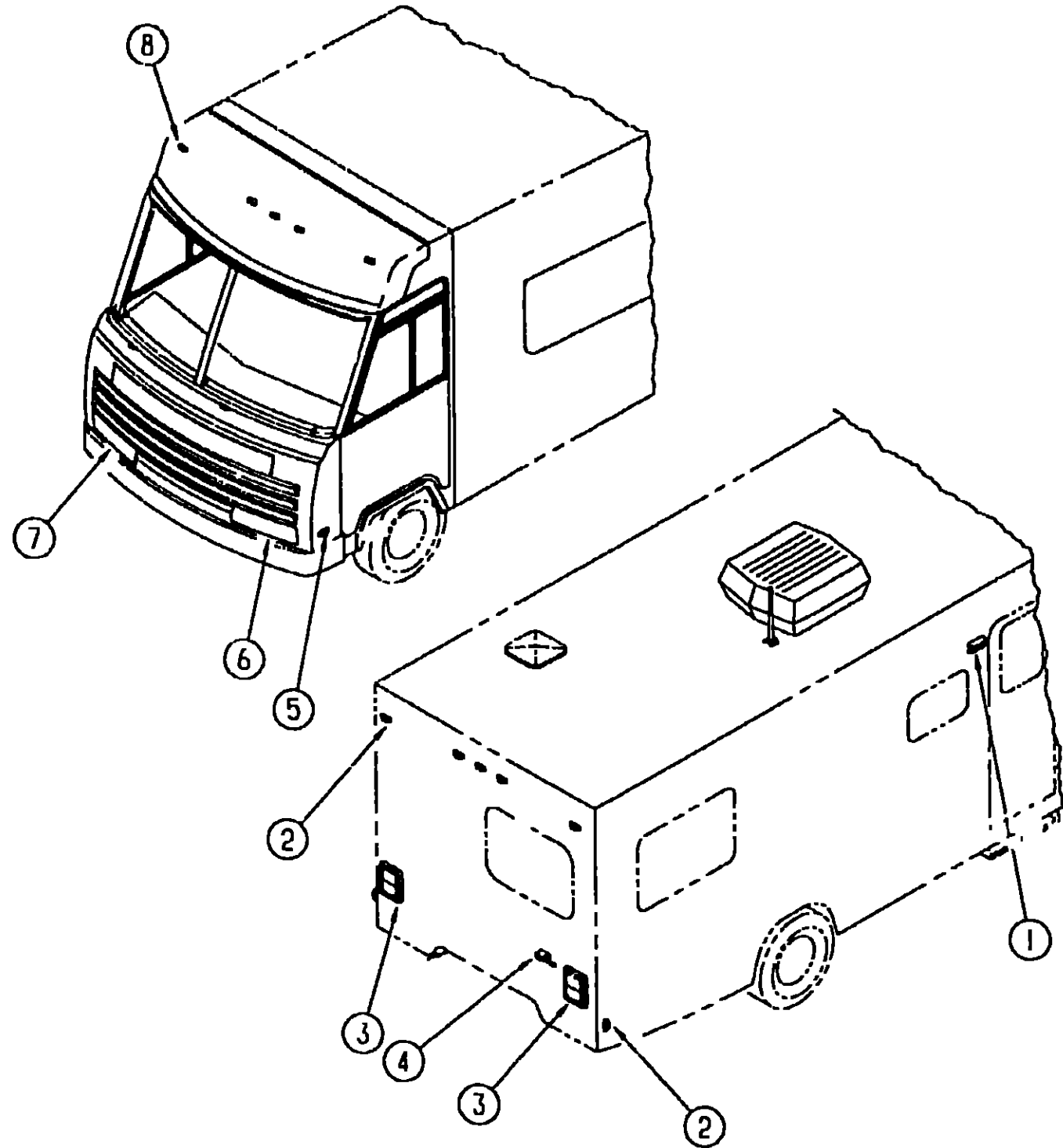
1993 WINNEBAGO
TABLE OF CONTENTS

INTRODUCTION	A-01 -	A-02
ABBREVIATIONS		A-03
ALPHABETICAL INDEX	A-04 -	A-06
WCF27RC	A-07 -	F-02
WCF27RO	F-03 -	J-20

1993 WCF27RC INDEX

FLOOR PLAN	A-07 -	A-08
ACCESSORIES		A-09
AUDIO VIDEO	A-10 -	A-12
BATH	A-13 -	A-14
BEDROOM	A-15 -	A-16
CHASSIS	A-17 -	B-04
CURTAIN & CUSHION	B-05 -	B-14
DINETTE	B-15 -	B-16
DRIVERS COMPARTMENT	B-17 -	B-21
ELECTRICAL	B-22 -	C-04
EXTERIOR BODY	C-05 -	C-12
GALLEY	C-13 -	C-17
GENERATOR	C-18 -	C-19
HEATING & A/C	C-20 -	D-02
INTERIOR FINISH	D-03 -	D-06
LABELS	D-07 -	D-15
LP		D-16
LOUNGE	D-17 -	D-18
SEALANTS & FASTENERS	D-19 -	D-22
WATER & SEWAGE	D-23 -	E-06
WINDOW, VENT AND		
EXTERIOR DOOR	E-07 -	E-24
WINDSHIELD/WIPER	F-01 -	F-02

ELECTRICAL GROUP (CONTINUED)
EXTERIOR LIGHTS



KEY	PART NUMBER	U/M	DESCRIPTION	
1	097917-01-01A	EA	LIGHT-PORCH, ENTRY DOOR - OFF WHITE	
	008215 01-000	EA	BULB - 12V, #1003 - 94 AMP	
	097917-01-700	EA	LENS-LIGHT, PORCH	
2	062648 01-000	EA	LIGHT-CLEARANCE, RED - BARGMAN 30 99-001	
	081638 01-000	EA	TAILLIGHT-DOUBLE, W/BLACK TRIM - DRIVER OR PASSENGER SIDE	
	037934-01-000	EA	BULB - 12V, #1156 - 2.1 AMP - CLEAR GLASS	
3	037935-01-000	EA	BULB - 12V, #1157 OR #2057 - 2.1 AMP - CLEAR GLASS	
	081638-01-700	EA	LENS-TAILLIGHT, RED - BARGMAN 30-84-010	
	001638-01-701	EA	LENS-TAILLIGHT, W/BACKUP - BARGMAN 30-84-700	
4	103355-01-01A	EA	POD-TAILLIGHT, OFF WHITE	
	066432-02-000	EA	LIGHT-LICENSE, BLACK	
	066432-03-000	EA	BPACKET-LICENSE PLATE - BARGMAN 30 60 030	
5	062648-02-000	EA	LIGHT-CLEARANCE, AMBER - BARGMAN 30-99 002	
	049186-01-000	EA	HEADLAMP CAPSULE-DRIVER, HIGH/LOW BEAM - RECTANGULAR	
6	049188-01-000	EA	HEADLAMP CAPSULE-DRIVER, HIGH BEAM - RECTANGULAR	
	049185-01-000	EA	HEADLAMP CAPSULE-PASSENGER, HIGH/LOW BEAM - RECTANGULAR	
7	049187-01-000	EA	HEADLAMP CAPSULE-PASSENGER, HIGH BEAM - RECTANGULAR	
	P03783-01-000	EA	WIRE ASM-HEADLAMP	
	049359-01-000	EA	SPRING-RETAINER, HEADLAMP - GM 496096	
7	073308-01-000	EA	SCREW-ADJUSTING, HEADLAMP	
	110750-01-000	EA	SCREW-ADJUSTING, HEADLAMP	
8	110783-01-01A	EA	BRACKET-HEADLAMP, QUAD - PASSENGER - UNPAINTED	
	110783-02-01A	EA	BRACKET-HEADLAMP, QUAD - DRIVER - UNPAINTED	
8	103624-01-000	EA	PLATE-BLINDER, HEADLIGHT - 105.5 MM X 94 MM - STEEL - BLACK	
	089292-01-000	EA	LIGHT-TURN, DRIVER OR PASSENGER - W/AMBER LENS	
	037935-01-000	EA	BULB - 12V, #1157 OR #2057 - 2.1 AMP - CLEAR GLASS	
	102520-01-000	EA	LIGHT-CLEARANCE, W/O SOCKET CONNECTIONS - AMBER	
	036196-01-000	EA	BULB - 12V, #194 - 27 AMP - BAYONETTE	
	102540-01-000	EA	SEAL SCREW, ROUND - RUBBER	
	102541-01-000	EA	GASKET-CLEARANCE LIGHT	
	102582-01-000	EA	BRACKET-LIGHT, CLEARANCE - L-SHAPED METAL - 2 2" X 4 7"	
				FROM 00 00-00 THRU 01-21-93
				FROM 01-22-93 THRU 99-99-99

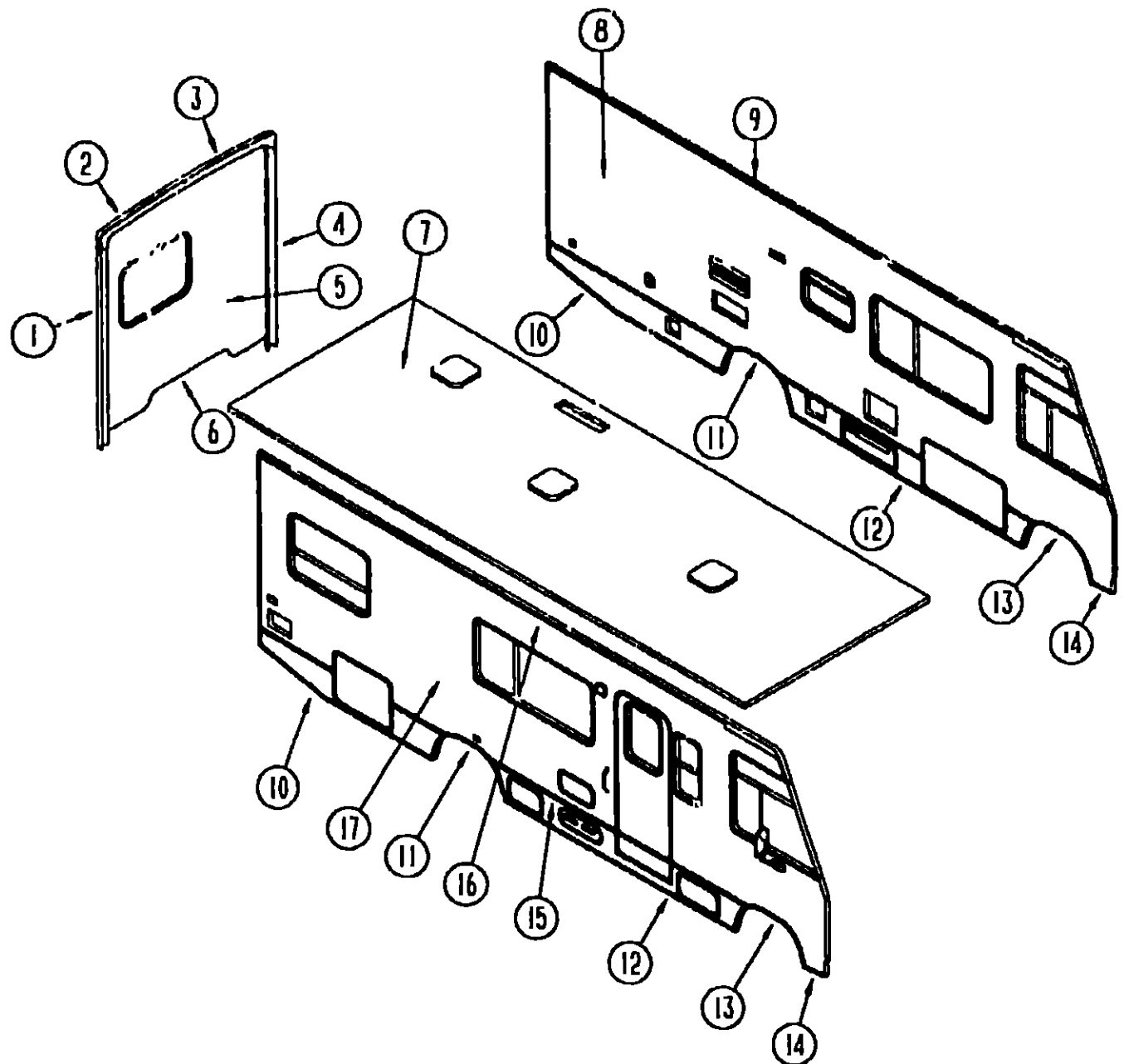
1993 WINNEBAGO
TABLE OF CONTENTS

INTRODUCTION	A 01	A-02
ABBREVIATIONS		A-03
ALPHABETICAL INDEX	A 04 -	A 06
WCF27RC	A 07 -	F-02
WCF27RQ	F-03 -	J-20

1993 WCF27RC INDEX

FLOOR PLAN	A 07 -	A-08
ACCESSORIES		A-09
AUDIO VIDEO	A-10 -	A-12
BATH	A-13 -	A-14
BEDROOM	A-15 -	A-16
CHASSIS	A-17 -	B-04
CURTAIN & CUSHION	B 05 -	B-14
DINETTE	B-15 -	B-16
DRIVERS COMPARTMENT	B-17 -	B-21
ELECTRICAL	B-22 -	C-04
EXTERIOR BODY	C-05 -	C-12
GALLEY	C-13 -	C-17
GENERATOR	C-18 -	C-19
HEATING & A/C	C-20 -	D 02
INTERIOR FINISH	D 03 -	D-06
LABELS	D-07 -	D-15
LP		D-16
LOUNGE	D-17 -	D-18
SEALANTS & FASTENERS	D-19 -	D-22
WATER & SEWAGE	D-23 -	E-06
WINDOW, VENT AND		
EXTERIOR DOOR	E-07 -	E-24
WINDSHIELD/WIPER	F 01 -	F-02

EXTERIOR BODY GROUP



EXTERIOR BODY PANELS AND TRIM

KEY	PART NUMBER	U/M DESCRIPTION
1	103598-01-01A	EA TRIM-BACKWALL SIDE, RIGHT - OFF WHITE - STEEL
1	103598-01-03A	EA TRIM-BACKWALL SIDE, RIGHT - UNPAINTED - STEEL
1	104033-01-01A	EA TRIM-J, BACKWALL - RIGHT - OFF WHITE - ALUMINUM
2	103599-01-01A	EA TRIM-BACKWALL, TOP W/O CLEARANCE LIGHTS - RIGHT - OFF WHITE - PLASTIC
3	103C00-01-01A	EA TRIM-BACKWALL, TOP W/O CLEARANCE LIGHTS - LEFT - OFF WHITE - PLASTIC
4	103598-02-01A	EA TRIM-BACKWALL SIDE, LEFT - OFF WHITE - STEEL
4	103598-02-03A	EA TRIM-BACKWALL SIDE, LEFT - UNPAINTED - STEEL
4	104033-02-01A	EA TRIM-J, BACKWALL - LEFT - OFF WHITE - ALUMINUM
5	P03133-01-D09	EA BACKWALL-W/O WINDOW, LIGHTS, OR DECALS
6	050406-15-000	EA TRIM-BACKWALL, LOWER - DRIVER OR PASS SIDE - OFF WHITE - ALUMINUM
7	P03245-01-C05	EA ROOF-W/O VENTS
8	P03072-01-D09	EA SIDEWALL ASM-DRIVER SIDE, W/O DOORS OR WINDOWS
8	M05739-03-D09	EA SIDEWALL ASM-DRIVER SIDE, W/O DOORS OR WINDOWS - EUROPEAN OPTION
9	103801-02-01A	EA TRIM-ROOF, 16' LONG - W/O DRILLED HOLES - DRIVER SIDE - OFF WHITE
10	108038-01-01A	EA TRIM-SIDEWALL, BOTTOM - REAR - DRIVER OR PASSENGER - OFF WHITE

EXTERIOR BODY GROUP (CONTINUED)
EXTERIOR BODY PANELS AND TRIM (CONTINUED)

KEY	PART NUMBER	U/M DESCRIPTION
11	108070-01-01A	EA TRIM-WHEELWELL, REAR - DRIVER OR PASSENGER - OFF WHITE
12	108039-01-01A	EA TRIM-SIDEWALL, BOTTOM - DRIVER OR PASSENGER - CENTER - OFF WHITE
13	108069-01-01A	EA TRIM-WHEELWELL, FRONT - DRIVER OR PASSENGER - OFF WHITE
14	108109-01-01A	EA TRIM-SIDEWALL, BOTTOM - FRONT - DRIVER OR PASSENGER - OFF WHITE
15	086180-55-001	EA U-CHANNEL-SERRATED, 1.7" X 16" - OFF WHITE
15	002444-04-002	EA STRIP-FEATURE, W/O INSERT - 15' LONG - OFF WHITE
15	108688-01-01A	EA STRIP-FEATURE, W/O INSERT - 15' LONG - OFF WHITE
		FROM 00-00-00 THRU 08-09-92
	009731-01-000	EA END CAP-FEATURE STRIP
		FROM 00-00-00 THRU 08-09-92
	108651-01-01A	EA END CAP FEATURE STRIP
		FROM 08-10-92 THRU 99-99-99
	001030-02-003	EA INSERT-FEATURE STRIP, 17' LONG - OFF WHITE
		FROM 00-00-00 THRU 08-09-92
	105312-01-01A	FT INSERT-TRIM, VINYL - OFF WHITE
		FROM 08-10-92 THRU 99-99-99
16	103802-02-01A	EA RAIL-AWNING, 16' LONG - W/O DRILLED HOLES - PASSENGER SIDE - OFF WHITE
17	P03073-01-D09	EA SIDEWALL ASM-PASS SIDE, W/O DOORS OR WINDOWS
17	M05739-04-D09	EA SIDEWALL ASM-PASS SIDE, W/O DOORS OR WINDOWS - EUROPEAN OPTION
	002754-01-001	EA ANGLE-EXTRUDED, 75" X 75" X 18" - MILL ALUMINUM
	055278-51-259	FT TUBING-STEEL, 75" X 15" X 12.5' LONG
	084852-51-003	EA ANGLE EXTRUDED, 1.25" X 75" X 15" - MILL ALUMINUM
	086754-03-000	EA CAP-JOINT, ROOF TO SIDEWALL TRIM - 2" X 1.25" - OFF WHITE
	002726-01-001	EA GARNISH U-CHANNEL, 1.38" X 19" - SERRATED - MILL ALUMINUM
	069726-02-000	EA BUMPER - 88" DIA X 40", BLACK

FIBERGLASS, STYROFOAM, INSULATION & ALUMINUM

KEY	PART NUMBER	U/M DESCRIPTION
	076054-E9-000	EA FIBERGLASS SHEET-FLAT, 2438 MM X 7660 MM - OFF WHITE
	076054-F3-000	EA FIBERGLASS SHEET-FLAT, 2438 MM X 2438 MM - OFF WHITE
	C77517-24-000	EA FIBERGLASS SHEET-FLAT, 48" X 96" - OFF WHITE
	102580-01-701	EA FIBERGLASS-FLAT, 8'7" X 31' - OFF WHITE (ROOF COVERING)
		FROM 00-00-00 THRU 08-09-92
	108535-01-704	EA FIBERGLASS-PEBBLED, 8'7" X 29' - OFF WHITE (ROOF COVERING)
		FROM 08-10-92 THRU 99-99-99
	083574-02-000	SF STYROFOAM, DOW TYPE SM - 1.5" X 24" X 90.5" - INCREMENTS OF 15 SF
	083574-03-000	SF STYROFOAM - 3/4" X 48" X 96" - INCREMENTS OF 32 SF
	000870-03-003	SF STYROFOAM - 1.34" X 48" X 96" - INCREMENTS OF 32 SF
	000870-08-000	SF STYROFOAM - 75" X 48" X 96" - PLANED - INCREMENTS OF 32 SF
	105077-01-000	EA FOAM COVE ROOF - 8' LONG - EXPANDED POLYSTYRENE
	105077-03-000	EA FOAM-PLUG, SIDEWALL TUBE - 1.77" LONG - EXPANDED POLYSTYRENE
	065747-01-000	SF INSULATION-MICROFOAM, 5" THICK X 72" X 112" ROLL
	072877-01-000	EA INSULATION-SOUND BARRIER PAD, 1.25" X 46" X 54" - W/ADHESIVE BACK DIESEL OPTION
	072878-01-000	EA INSULATION-SOUND BARRIER PAD, 0.58" X 33" X 58" - DIESEL OPTION
	044487-01-001	EA ALUMINUM SHEET - 0.19" X 96" X 360" - MILL FINISH

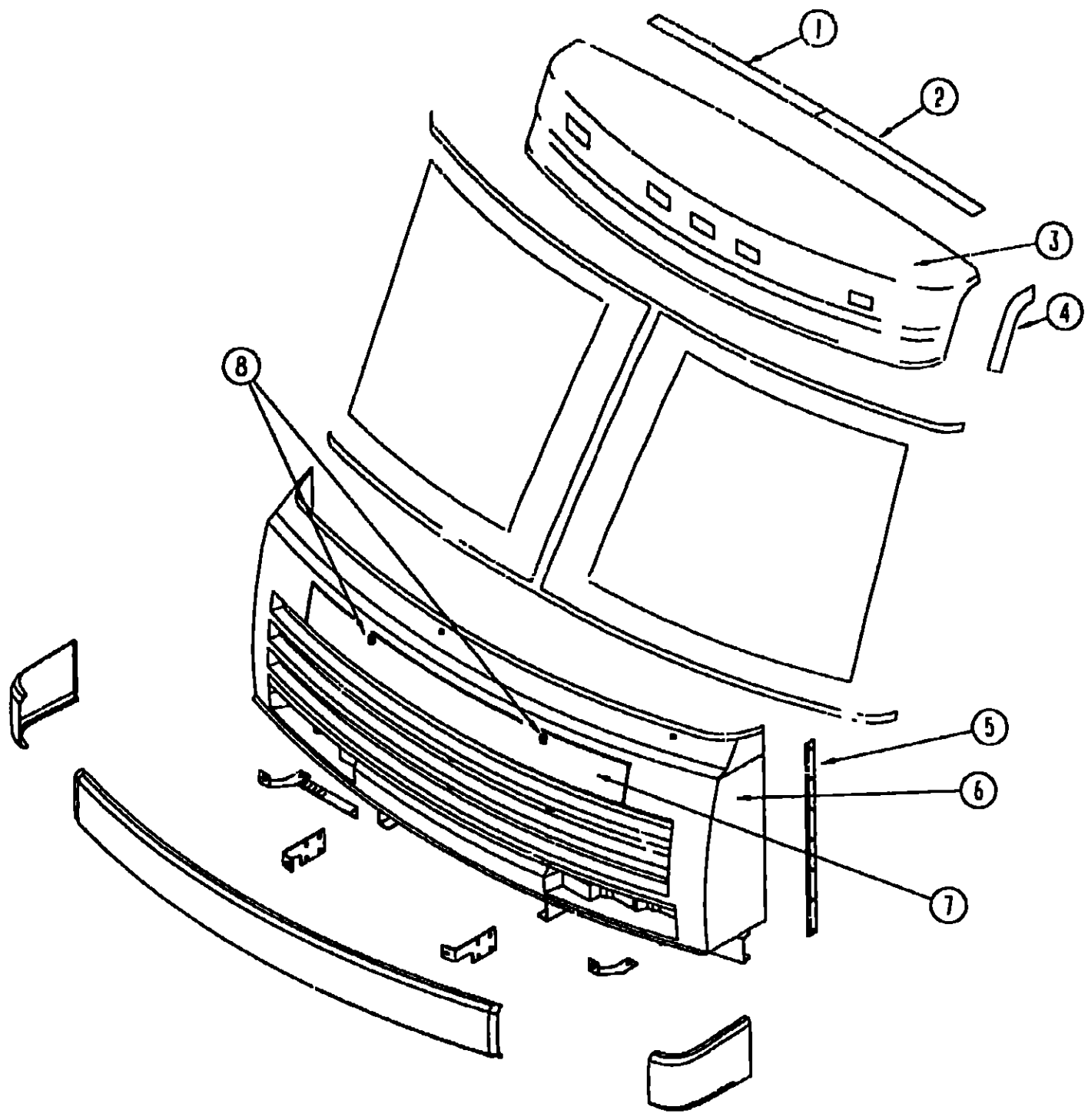
1993 WINNEBAGO
TABLE OF CONTENTS

INTRODUCTION	A-01	A-02
ABBREVIATIONS		A-03
ALPHABETICAL INDEX	A-04	A-06
WCF27RC	A-07	F-02
WCF27RQ	F-03	J-20

1993 WCF27RC INDEX

FLOOR PLAN	A-07	A-08
ACCESSORIES		A-09
AUDIO VIDEO	A-10	A-12
BATH	A-13	A-14
BEDROOM	A-15	A-16
CHASSIS	A-17	B-04
CURTAIN & CUSHION	B-05	B-14
DINETTE	B-15	B-16
DRIVERS COMPARTMENT	B-17	B-21
ELECTRICAL	B-22	C-04
EXTERIOR BODY	C-05	C-12
GALLEY	C-13	C-17
GENERATOR	C-18	C-19
HEATING & A/C	C-20	D-02
INTERIOR FINISH	D-03	D-06
LABELS	D-07	D-15
LP		D-16
LOUNGE	D-17	D-18
SEALANTS & FASTENERS	D-19	D-22
WATER & SEWAGE	D-23	E-06
WINDOW, VENT AND		
EXTERIOR DOOR	E-07	E-24
WINDSHIELD/WIPER	F-01	F-02

EXTERIOR BODY GROUP (CONTINUED)
FRONT END COMPONENTS & BUMPER



KEY	PART NUMBER	U/M	DESCRIPTION
1	103815-02 02A	EA	TRIM-FRONT CAP/ROOF, RIGHT - OFF WHITE
2	103815-03 02A	EA	TRIM-FRONT CAP/ROOF, LEFT - OFF WHITE
3	M05145-01-C05	EA	CAP ASM-FRONT, OFF WHITE
4	103816-02-01A	EA	TRIM-FRONT CAP/SIDEWALL, LEFT - OFF WHITE
	103816 01-01A	EA	TRIM-FRONT CAP/SIDEWALL, RIGHT - OFF WHITE
5	089922 07 000	EA	TRIM-FRONT END/SIDEWALL, DRIVER OR PASSENGER SIDE - OFF WHITE
			FROM 00 00 00 THRU 08 09-92
5	089922-21-000	EA	TRIM FRONT END/SIDEWALL, DRIVER OR PASSENGER SIDE - OFF WHITE
			FROM 08-10-92 THRU 99-99-99
6	M05128-01-C05	EA	FRONT END ASM W/O HOOD OR HOOD HINGES, OFF WHITE
7	103478 01-C05	EA	PANEL ASM HOOD
	058786-02-000	EA	BOLT-ADJUSTING, HOOD - W/BLACK PAD - 5/16" #18 X 1 25"
			FROM 00-00 00 THRU 11-24-92
	058786 01-000	EA	BOLT-ADJUSTING, HOOD - W/BLACK PAD - 3/8" #18 X 2"
			FROM 11-25 92 THRU 99-99-99
8	102330-02-000	EA	LOCK-SINGLE HOLE, VISE ACTION - SOUTHCOE 3 56 715 5
	102328-01-000	EA	KEY-BARREL, NICKEL PLATED - SOUTHCO E3-26-715-19
	104584-03-000	EA	BRACKET ASM-HOOD HINGE, BODY - RIGHT
	104584-04-000	EA	BRACKET ASM HOOD HINGE, BODY - LEFT
	105095-01-000	EA	LINK ASM-HINGE, HOOD - INNER RIGHT
	105095-02-000	EA	LINK ASM-HINGE, HOOD - INNER LEFT
	104582-02-000	EA	LINK ASM HINGE, HOOD - OUTER
	110690 01-D18	EA	PLATE ASM-HEADLAMP, QUAD PASSENGER - BLACK - STEEL
			FROM 01-22-93 THRU 99-99-99
	110692-01-01A	EA	PLATE-HEADLAMP, QUAD - PASSENGER - UNPAINTED - STEEL
			FROM 01-22-93 THRU 99-99-99
	110690 02-D18	EA	PLATE ASM-HEADLAMP, QUAD - DRIVER - BLACK - STEEL
			FROM 01-22-93 THRU 99-99-99
	110692-02-01A	EA	PLATE-HEADLAMP, QUAD - DRIVER - UNPAINTED - STEEL
			FROM 01-22-93 THRU 99-99-99
	110691-01-01A	EA	BRACKET-SPRING, HEADLAMP - DRIVER OR PASSENGER SIDE - UNPAINTED
			FROM 01-22-93 THRU 99-99-99
	110782-01-000	EA	ANGLE-SUPPORT, HEADLAMP - 25 MM X 22 1MM X 160 MM - STEEL - BLACK
			FROM 01-22-93 THRU 99-99-99

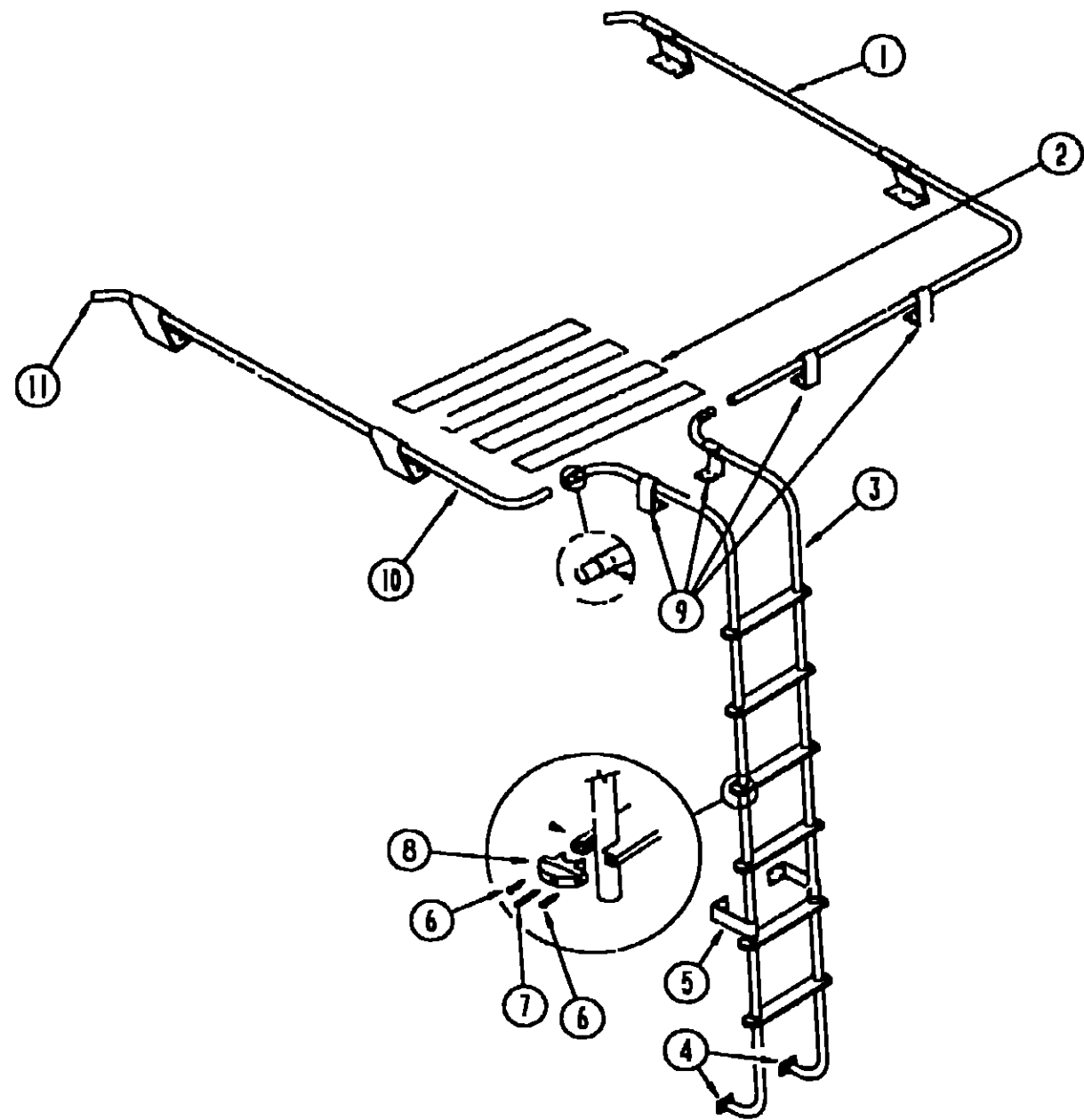
1993 WINNEBAGO
TABLE OF CONTENTS

INTRODUCTION	A-01	A-02
ABBREVIATIONS		A-03
ALPHABETICAL INDEX	A-04	A-06
WCF27RC	A-07	F-02
WCF27RQ	F-03	J-20

1993 WCF27RC INDEX

FLOOR PLAN	A-07	A-08
ACCESSORIES		A-09
AUDIO VIDEO	A-10	A-12
BATH	A-13	A-14
BEDROOM	A-15	A-16
CHASSIS	A-17	B-04
CURTAIN & CUSHION	B-05	B-14
DINETTE	B-15	B-16
DRIVERS COMPARTMENT	B-17	B-21
ELECTRICAL	B-22	C-04
EXTERIOR BODY	C-05	C-12
GALLEY	C-13	C-17
GENERATOR	C-18	C-19
HEATING & A/C	C-20	D-02
INTERIOR FINISH	D-03	D-06
LABELS	D-07	D-15
LP		D-16
LOUNGE	D-17	D-18
SEALANTS & FASTENERS	D-19	D-22
WATER & SEWAGE	D-23	E-06
WINDOW, VENT AND		
EXTERIOR DOOR	E-07	E-24
WINDSHIELD/WIPER	F-01	F-02

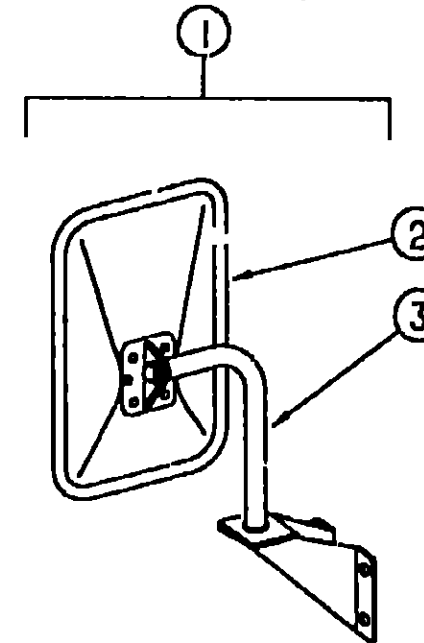
EXTERIOR BODY GROUP (CONTINUED)



LADDER & LUGGAGE RACK

KEY	PART NUMBER	U/M DESCRIPTION
1	107438-05-C07	EA RACK ASM PASSENGER SIDE
2	038327-02-000	EA TAPE-ANTI SLIP, 2" X 60" - W/ADHESIVE
3	102953-01-C05	EA LADDER ASM, STRAIGHT
4	067165-01-000	EA MOUNTING BRACKET-LADDER, LOWER
5	NOT AVAILABLE	EA STANDOFF LADDER, BRIGHT DIPPED - LOWER
6	000G39-06-10T	EA SCREW-SF/DR, 6-20 X 5/8 PPH - BLACK
7	000G68-10-36T	EA SCREW - 10-12 X 2 25 POH - BLACK
7	000G67-10-36T	EA SCREW - 10-12 X 2 25 PPH - BLACK
		FROM 00 00-00 THRU 12-14-92
		FROM 12-15 92 THRU 99 99-99
8	076980-02-000	EA END CAP-STEP, BLACK
9	NOT AVAILABLE	EA STANDOFF-RACK & LADDER, BRIGHT DIPPED
10	107438-06-C07	EA RACK ASM-DRIVER SIDE
11	081114-01-000	EA PLUG-ROUND, RACK & LADDER ENDS - PLASTIC - 1" DIA

EXTERIOR BODY GROUP (CONTINUED)



EXTERIOR MIRROR

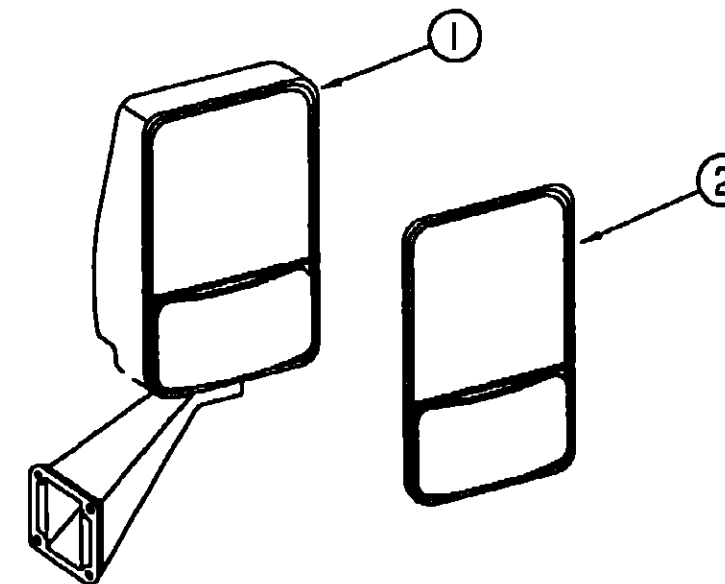
KEY	PART NUMBER	U/M DESCRIPTION
1	105076-01-702	EA MIRROR ASM-LOW MOUNT, DRIVER OR PASSENGER SIDE - VELVAC 713196
2	105076-01-703	EA MIRROR HEAD ONLY-FLAT BLACK, VELVAC 709275-8
	049347-01-700	EA GLASS ONLY-EXTERIOR MIRROR, 7 5" X 10 5" - VELVAC 702031
3	105076-01-704	EA ARM - Q780521-9
	105439-01-000	EA MIRROR-CONVEX, STICK-ON - VELVAC 723068-6

**1993 WINNEBAGO
TABLE OF CONTENTS**

INTRODUCTION	A 01 -	A-02
ABBREVIATIONS		A 03
ALPHABETICAL INDEX	A-04 -	A-06
WCF27RC	A-07 -	F-02
WCF27RQ	F-03 -	J-20

1993 WCF27RC INDEX

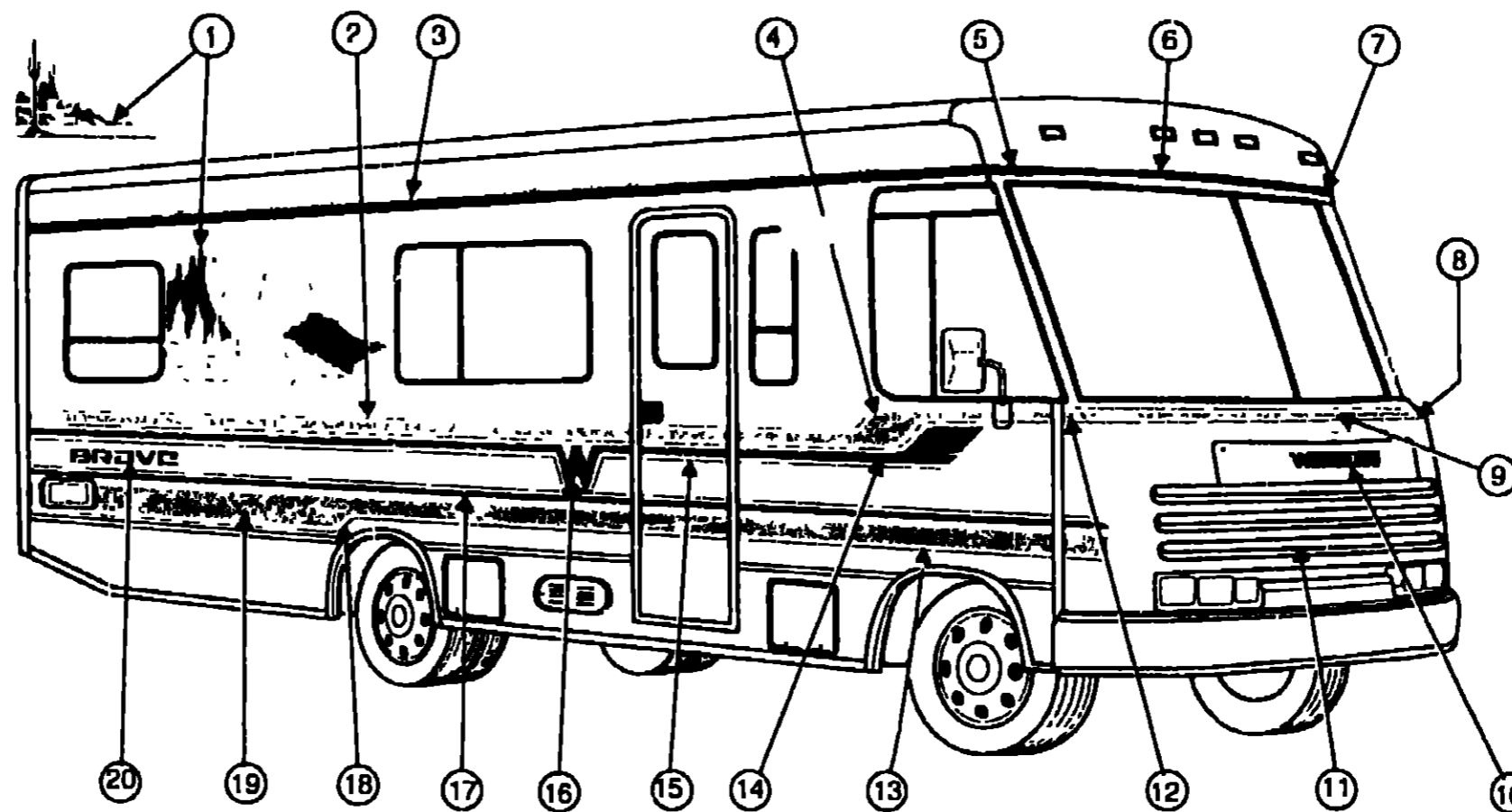
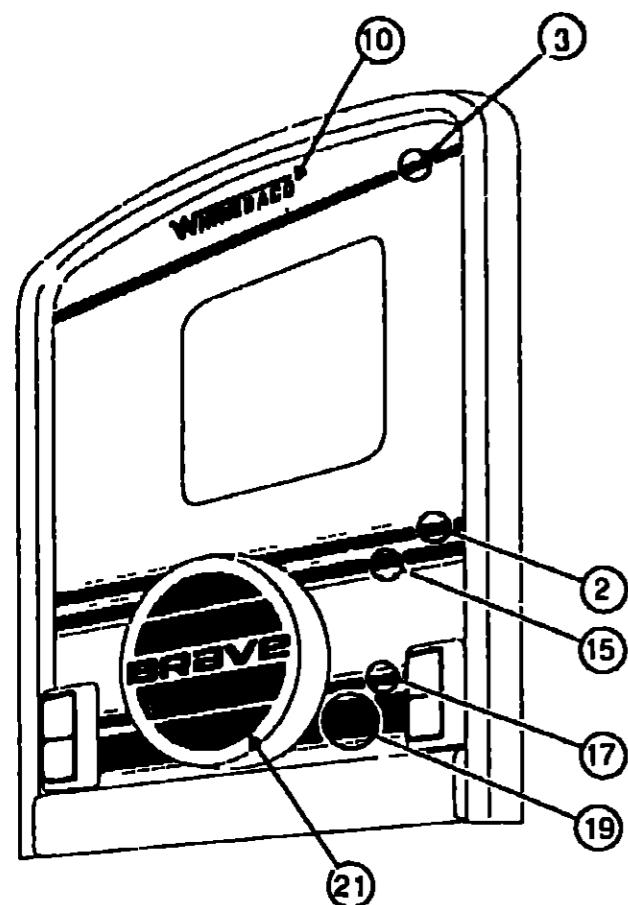
FLOOR PLAN	A-07 -	A-08
ACCESSORIES		A-09
AUDIO VIDEO	A-10 -	A-12
BATH	A-13 -	A-14
BEDROOM	A-15 -	A-16
CHASSIS	A-17 -	B-04
CURTAIN & CUSHION	B-05 -	B-14
DINETTE	B-15 -	B-16
DRIVERS COMPARTMENT	B-17 -	B-21
ELECTRICAL	B-22 -	C-04
EXTERIOR BODY	C-05 -	C-12
GALLEY	C-13 -	C-17
GENERATOR	C-18 -	C-19
HEATING & A/C	C-20 -	D-02
INTERIOR FINISH	D-03 -	D-08
LABELS	D-07 -	D-15
LP		D-16
LOUNGE	D-17 -	D-18
SEALANTS & FASTENERS	D-19 -	D 22
WATER & SEWAGE	D-23 -	E-06
WINDOW, VENT AND EXTERIOR DOOR	E-07 -	E-24
WINDSHIELD/WIPER	F-01 -	F-02



OPTIONAL EXTERIOR MIRRORS

KEY	PART NUMBER	U/M DESCRIPTION
1	106015-09-01A	EA MIRROR ASM-PASSENGER SIDE, VELVAC 713126 BLACK
1	106015-10-01A	EA MIRROR ASM-DRIVER SIDE, VELVAC 713125 BLACK
2	106015-01-703	EA KIT-BEZEL & MIRRORS, PASSENGER SIDE
2	106015-02-702	EA KIT-BEZEL & MIRRORS, DRIVER SIDE

EXTERIOR BODY GROUP (CONTINUED)
DECALS & FILM STRIPES



**1993 WINNEBAGO
TABLE OF CONTENTS**

INTRODUCTION	A-01 -	A-02
ABBREVIATIONS		A-03
ALPHABETICAL INDEX	A-04 -	A-06
WCF27RC	A-07 -	F-02
WCF27RQ	F-03 -	J-20

KEY	PART NUMBER	U/M DESCRIPTION
1	106853-01-01A	EA DECAL-SCENE, DESERT - RH - WINE/DARK ROSEBERRY (D09)
1	106853-02-01A	EA DECAL-SCENE, DESERT - LH - WINE/DARK ROSEBERRY (D09)
1	107851-01-01A	EA DECAL-SCENE, FOOTHILLS - RH - COOL BLUE/SEAMIST BLUE/LIGHT RUTILE (D10,D11)
1	107851-02-01A	EA DECAL-SCENE, FOOTHILLS - LH - COOL BLUE/SEAMIST BLUE/LIGHT RUTILE (D10,D11)
2	094443-01-01A	FT FILM-MULTISTRIPE, 95 MM - WINE/WINE/WINE (D09)
2	094443-01-02A	FT FILM-MULTISTRIPE, 95 MM - COOL BLUE/COOL BLUE (D10,D11) (D09 OPTION)
3	093680-30-02A	FT FILM-MULTISTRIPE, 64 MM - WINE/WINE (D09)
3	093680-30-03A	FT FILM-MULTISTRIPE, 64 MM - COOL BLUE/COOL BLUE (D10,D11) (D09 OPTION)
4	104093-01-01A	EA DECAL-ANGLE, RH - WINE (D09)
4	104093-01-02A	EA DECAL-ANGLE, RH - COOL BLUE (D10,D11) (D09 OPTION)
4	104093-02-01A	EA DECAL-ANGLE, LH - WINE (D09)
4	104093-02-02A	EA DECAL-ANGLE, LH - COOL BLUE (D10,D11) (D09 OPTION)
5	104094-01-01A	EA DECAL-FRONT UPPER, RH - WINE (D09)
5	104094-01-03A	EA DECAL-FRONT UPPER, RH - COOL BLUE (D10,D11) (D09 OPTION)
6	104096-01-01A	EA DECAL-FRONT UPPER CAP - WINE (D09)
6	104096-01-03A	EA DECAL-FRONT UPPER CAP - COOL BLUE (D10,D11) (D09 OPTION)
7	104094-02-03A	EA DECAL-FRONT UPPER, LH - COOL BLUE (D10,D11) (D09 OPTION)
7	104094-02-01A	EA DECAL-FRONT UPPER, LH - WINE (D09)
8	104095-02-01A	EA DECAL-FRONT LOWER, LH - WINE (D09)
8	104095-02-02A	EA DECAL-FRONT LOWER, LH - COOL BLUE (D10,D11) (D09 OPTION)
9	104097-01-01A	EA DECAL-FRONT LOWER CAP - WINE (D09)
9	104097-01-02A	EA DECAL-FRONT LOWER CAP - COOL BLUE (D10,D11) (D09 OPTION)
10	050313-46-000	EA DECAL-LOGO, WINNEBAGO - 2 8" TALL - WINE (D09)
10	050313-52-000	EA DECAL-LOGO, WINNEBAGO - 2 8" TALL - COOL BLUE (D10,D11) (D09 OPTION)
11	106149-01-01A	FT DECAL-VINYL STRIPING 2"
12	104095-01-01A	EA DECAL-FRONT LOWER, RH - WINE (D09)
12	104095-01-02A	EA DECAL-FRONT LOWER, RH - COOL BLUE (D10,D11) (D09 OPTION)
13	093680-31-01A	FT FILM-MULTISTRIPE, 95 MM - WINE/WINE (D09)
13	093680-31-04A	FT FILM-MULTISTRIPE, 95 MM - COOL BLUE/COOL BLUE (D10,D11) (D09 OPTION)

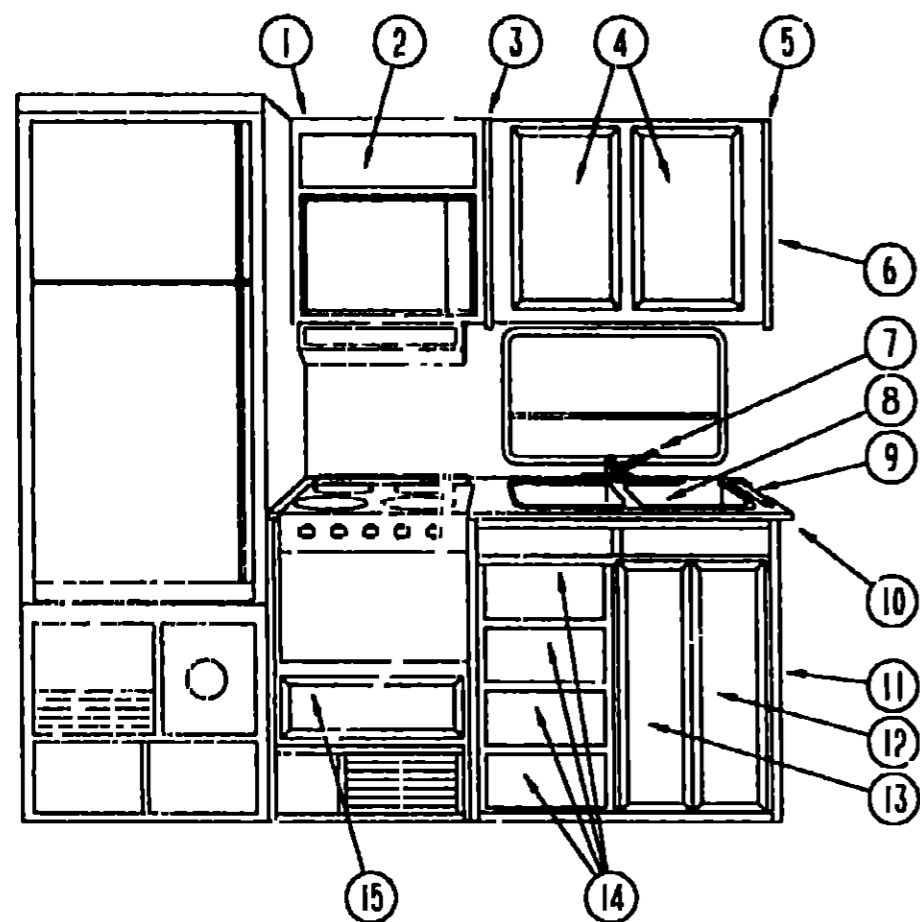
KEY	PART NUMBER	U/M DESCRIPTION
14	107687-01-02A	EA DECAL-ANGLE, LOWER - RH - SEAMIST BLUE (D10,D11) (D09 OPTION)
14	107687-01-01A	EA DECAL-ANGLE, LOWER - RH - DARK ROSEBERRY (D09)
14	107687-02-01A	EA DECAL-ANGLE, LOWER - LH - DARK ROSEBERRY (D09)
14	107687-02-02A	EA DECAL-ANGLE, LOWER - LH - SEAMIST BLUE (D10,D11) (D09 OPTION)
15	093680-30-01A	FT FILM-MULTISTRIPE, 64 MM - DARK ROSEBERRY/DARK ROSEBERRY (D09)
15	093680-30-04A	FT FILM-MULTISTRIPE, 64 MM - SEAMIST BLUE/SEAMIST BLUE (D10,D11) (D09 OPTION)
16	104090-01-01A	EA DECAL-W - DARK ROSEBERRY/DARK ROSEBERRY (D09)
16	104090-01-02A	EA DECAL-W - SEAMIST BLUE/SEAMIST BLUE (D10,D11) (D09 OPTION)
17	093680-29-01A	FT FILM-MULTISTRIPE, 41 MM - WINE/WINE (D09)
17	093680-29-03A	FT FILM-MULTISTRIPE, 41 MM - LIGHT RUTILE/LIGHT RUTILE (D10,D11) (D09 OPTION)
18	104092-01-01A	EA DECAL-REAR WHEELWELL, RH - WINE (D09)
18	104092-01-02A	EA DECAL-REAR WHEELWELL, RH - COOL BLUE (D10,D11) (D09 OPTION)
18	104092-02-01A	EA DECAL-REAR WHEELWELL, LH - WINE (D09)
18	104092-02-02A	EA DECAL-REAR WHEELWELL, LH - COOL BLUE (D10,D11) (D09 OPTION)
19	093680-32-02A	FT FILM-MULTISTRIPE, 203 MM - COOL BLUE/COOL BLUE (D10,D11) (D09 OPTION)
19	093680-32-01A	FT FILM-MULTISTRIPE, 203 MM - WINE/WINE (D09)
20	104091-01-02A	EA DECAL-BRAVE - SEAMIST BLUE (D10,D11) (D09 OPTION)
20	104091-01-01A	EA DECAL-BRAVE - DARK ROSEBERRY/WINE (D09)
21	108706-01-01A	EA DECAL-COVER, SPARE TIRE - DARK ROSEBERRY/WINE (D09)
21	108706-01-02A	EA DECAL-COVER, SPARE TIRE - SEAMIST BLUE/COOL BLUE/LIGHT RUTILE (D10,D11) (D09 OPTION)

DUPONT COLOR CODES
 LIGHT RUTILE #G9859K
 WINE #K9464
 DARK ROSEBERRY #K9465
 SEAMIST BLUE #G9845
 COOL BLUE #G9851
 OFF WHITE #L8723

1993 WCF27RC INDEX

FLOOR PLAN	A-07 -	A-08
ACCESSORIES		A-09
AUDIO VIDEO	A-10 -	A-12
BATH	A-13 -	A-14
BEDROOM	A-15 -	A-16
CHASSIS	A-17 -	B-04
CURTAIN & CUSHION	B-05 -	B-14
DINETTE	B-15 -	B-16
DRIVERS COMPARTMENT	B-17 -	B-21
ELECTRICAL	B-22 -	C-04
EXTERIOR BODY	C-05 -	C-12
GALLEY	C-13 -	C-17
GENERATOR	C-18 -	C-19
HEATING & A/C	C-20 -	D-02
INTERIOR FINISH	D-03 -	D-06
LABELS	D-07 -	D-15
LP		D-16
LOUNGE	D-17 -	D-18
SEALANTS & FASTENERS	D-19 -	D-22
WATER & SEWAGE	D-23 -	E-06
WINDOW, VENT AND EXTERIOR DOOR	E-07 -	E-24
WINDSHIELD/WIPER	F-01 -	F-02

**GALLEY GROUP
GALLEY CABINETS**



KEY	PART NUMBER	U/M	DESCRIPTION
1	M05019-42-D09	EA	CABINET OVERHEAD, W/O DOOR
2	P00520-B2-D09	EA	DOOR-CAP-ENET, W/O HARDWARE - 7.1" X 21.6"
3	081320-16-B03	EA	CAP-END, OVERHEAD - FRONT
4	P04746-07-D09	EA	DOOR-CABINET, W/O HARDWARE - 365 MM X 555 MM
5	103276-01-C05	EA	CABINET-OVERHEAD, W/O DOORS
6	081320-17-B03	EA	CAP-END, OVERHEAD - FRONT
7	103243-01-000	EA	FAUCET-GALLEY, DUAL CONTROL - 8"
8	104113-01-000	EA	SINK-DOUBLE, SST
	092303-01-000	EA	STRAINER-SINK
	103610-01-D09	EA	COVER-SINK
9	098335-02-D09	EA	RAIL-GALLEY, 22.2" LONG
10	102824-13-D09	EA	COUNTERTOP-GALLEY CABINET
11	M03967-05-D09	EA	CABINET-GALLEY, W/COUNTERTOP - W/O DOORS OR DRAWERS
12	P04746-11-D09	EA	DOOR-CABINET, W/O HARDWARE - 230 MM X 675 MM
13	P04746-12-D09	EA	DOOR-CABINET, W/O HARDWARE - 230 MM X 675 MM
14	P07104-94-D09	EA	DRAWER-CABINET, W/O HARDWARE - 6.1" X 12" FACE SIZE
15	P07104-A2-D09	EA	DRAWER CABINET, W/O HARDWARE - 180 MM X 558 MM FACE SIZE
	103445-01-01A	EA	HOLDER-PAPER TOWEL PLASTIC - ALMOND
	090329-01-000	FT	SEAL-T, REFRIGERATOR CABINET - 6" WIDE TOP X 2" TAIL
	008380-01-000	EA	GROMMET-RUBBER, 5/8" HOLE X 1.12" DIAMETER - BLACK

**1993 WINNEBAGO
TABLE OF CONTENTS**

INTRODUCTION	A-01 - A-02
ABBREVIATIONS	A-03
ALPHABETICAL INDEX	A-04 - A-06
WCF27RC	A-07 - F-02
WCF27RQ	F-03 - J-20

1993 WCF27RC INDEX

FLOOR PLAN	A-07 - A-08
ACCESSORIES	A-09
AUDIO VIDEO	A-10 - A-12
BATH	A-13 - A-14
BEDROOM	A-15 - A-16
CHASSIS	A-17 - B-04
CURTAIN & CUSHION	B-05 - B-14
DINETTE	B-15 - B-16
DRIVERS COMPARTMENT	B-17 - B-21
ELECTRICAL	B-22 - C-04
EXTERIOR BODY	C-05 - C-12
GALLEY	C-13 - C-17
GENERATOR	C-18 - C-19
HEATING & A/C	C-20 - D-02
INTERIOR FINISH	D-03 - D-06
LABELS	D-07 - D-15
LP	D-16
LOUNGE	D-17 - D-18
SEALANTS & FASTENERS	D-19 - D-22
WATER & SEWAGE	D-23 - E-06
WINDOW, VENT AND EXTERIOR DOOR	E-07 - E-24
WINDSHIELD/WIPER	F-01 - F-02

GALLEY GROUP (CONTINUED)
RANGE HOOD - CANADIAN

KEY	PART NUMBER	U/M DESCRIPTION
	100258-17-01A	EA HOOD-RANGE, W/O MONITOR PANEL - VENTLINE - CANADIAN
	090973-01-700	EA MOTOR - LVS CA508-1
	090973 01-702	EA BLADE-FAN, LVS VA183-1
	092696 01-709	EA BULB - 912, VENTLINE VA415
	092696-01-710	EA SOCKET-LIGHT, VENTLINE CB267-2
	096983-01 700	EA SWITCH ON/OFF, VENTLINE 108
	096983-01-702	EA SWITCH-TWO WAY MOMENTARY, VENTLINE 112
	096983 01-707	EA FILTER-GREASE, 8" X 8" - LVS CC246
	092696 02-701	EA LENS LAMP, VENTLINE CC179
	100258-01-700	EA HOOD NOSE LABEL, CC428
	100258-10 01A	EA METER HOUR, VENTLINE 150

RANGE HOODS - US

KEY	PART NUMBER	U/M DESCRIPTION
	100258-18 01A	EA HOOD-RANGE, W/O MONITOR PANEL - VENTLINE - US TPS5007NAD GENERATOR OPTIONS
	090973-01-700	EA MOTOR - LVS CA508-1
	090973-01-702	EA BLADE-FAN, LVS VA183-1
	092696-01-709	EA BULB - 912, VENTLINE VA415
	092696 01-710	EA SOCKET-LIGHT, VENTLINE CB267-2
	096983 01-700	EA SWITCH ON/OFF, VENTLINE 108
	096983-01-702	EA SWITCH-TWO WAY MOMENTARY, VENTLINE 112
	096983 01-707	EA FILTER-GREASE, 8" X 8" - LVS CC246
	092696 02 701	EA LENS LAMP, VENTLINE CC179
	100258-01-700	EA HOOD-NOSE LABEL, CC428
	100258-10 01A	EA METER-HOUR, VENTLINE 150
	100258-16-01A	EA HOOD-RANGE, W/O MONITOR PANEL - VENTLINE - US TCS5008NAD - STANDARD
	090973 01-700	EA MOTOR - LVS CA508-1
	090973 01-702	EA BLADE-FAN, LVS VA183-1
	092696 01-709	EA BULB - 912, VENTLINE VA415
	092696-01-710	EA SOCKET-LIGHT, VENTLINE CB267-2
	096983-01-700	EA SWITCH ON/OFF, VENTLINE 108
	096983 01-702	EA SWITCH-TWO WAY MOMENTARY, VENTLINE 112
	096983 01-707	EA FILTER-GREASE, 8" X 8" - LVS CC246
	092696 02-701	EA LENS-LAMP, VENTLINE CC179
	100258 01-700	EA HOOD-NOSE LABEL, CC428

MONITOR PANEL

KEY	PART NUMBER	U/M DESCRIPTION
	102765-04-01A	EA PANEL-MONITOR, W/PLUG - FOR 2 TANKS & WATER HEATER - LVS
	075470-01-703	EA SWITCH-ON/MOMENTARY, JENSEN AND VENTLINE
	096983 01-700	EA SWITCH-ON/OFF, VENTLINE 108
	102765-04-700	EA CIRCUIT BOARD, LVS 5076-11

MICROWAVE OVEN

KEY	PART NUMBER	U/M DESCRIPTION
	091269 04-000	EA OVEN-MICROWAVE, MAGIC CHEF - MODEL M15-B FROM 00-00 00 THRU 07-19-92
	091269-06-000	EA OVEN-MICROWAVE, MAGIC CHEF - MODEL DM15-5B FROM 07-20-92 THRU 99 99-99
	094745-01-01A	EA TRIM-MICROWAVE, LOWER - BLACK
	094774-03-01A	EA TRIM-MICROWAVE, EITHER SIDE - 1 5" X 14 8" - METAL - BLACK
	094750-01-000	EA BRACKET-MICROWAVE, 90 DEGREE - STEEL
	098916-03-01A	EA BRACE-MICROWAVE CABINET, LEFT 9 4" X 7 5" - STEEL
	098916-04-01A	EA BRACE-MICROWAVE CABINET, RIGHT - 9 4" X 7 5" - STEEL

GALLEY GROUP (CONTINUED)
REFRIGERATOR & LEVEL

KEY	PART NUMBER	U/M DESCRIPTION
	104138 05 01A	EA REFRIGERATOR DOUBLE DOOR, 2-WAY - NORCOLD 6162 LH BL
	075217-01-734	EA FUSE - 3 AMP, NORCOLD 61538822
	075217-01-738	EA SWITCH-HUMIDITY, NORCOLD 61525922
	084879-03-700	EA COOLING UNIT - HORIZONTAL BURNER, NORCOLD 61687237
	084880-01-705	EA ORIFICE - NORCOLD 614522
	084880 01-713	EA CONNECTOR-MALE, INLET FITTING NORCOLD 615256
	084880-01-718	EA VALVE-GAS, NORCOLD 61551822
	084880-01-720	EA SPRING-DOOR HANDLE, NORCOLD 61558822
	084880-01-722	EA CRISPER COVER - NORCOLD 615641
	084880-01-726	EA HINGE BRACKET (CENTER HINGE), NORCOLD 61566523
	084880-01-731	EA HINGE PIN, NORCOLD 61578123
	084880 01-732	EA LATCH, NORCOLD 61578522
	084880 01-734	EA BRACKET-HINGE, TOP RH - BOTTOM LH - BROWN NORCOLD 61580337
	084880-01-735	EA HINGE BRACKET, TOP LH BOTTOM RH BROWN - NORCOLD 61580937
	084880 01-739	EA END CAP (SPRING CATCH) BROWN - NORCOLD 61593722
	084880-01-740	EA END CAP (STOP CATCH) - NORCOLD 61593830
	084880-01-748	EA CABLE, NORCOLD 61571522
	084880 01-747	EA PLUG-HOLE, NORCOLD 61582022
	084880-01-749	EA HINGE BUSHING - NORCOLD 615807
	084880-01-753	EA THERMISTER 78" - NORCOLD 61693822
	084880 01-760	EA CLIP (THERMISTER) - NORCOLD 61689122
	084880 01-761	EA END CAP (SPRING CATCH) BLACK - NORCOLD 61593730
	084880 02-700	EA LOWER FLANGE C663 & 8683, NORCOLD 61622123
	084880-03-702	EA HINGE PIN TOP/BOTTOM FEMALE - NORCOLD 61580630
	084880 03-705	EA BRACKET F/INTERIOR REFRIGERATOR LIGHT - NORCOLD 61629722
	084880-03-706	EA LAMP (BULB) - NORCOLD 61628922
	084980-03-707	EA COVER F/LAMP OR BULB - NORCOLD 61627922
	088248-01-706	EA BURNER-HORIZONTAL, NORCOLD 61588122
	088248 01-707	EA ELECTRODE-SENSOR, (HORIZONTAL), NORCOLD 61573322
	088248-01-709	EA HEATER-AC, (HORIZONTAL) - NORCOLD 615627
	088248-01-710	EA HEATER-DC, (HORIZONTAL) - 3 WAY - NORCOLD 615628
	094038 01 700	EA GASKET-LOWER, GRAY - NORCOLD 61567930
	094038-01-701	EA LINER-DOOR, LOWER - BROWN/WHITE - NORCOLD 61581937-B
	094038-01-702	EA LINER-DOOR, LOWER - BLACK/WHITE - NORCOLD 61581938-B
	094038 01-703	EA HANDLE-DOOR, LOWER - BROWN - NORCOLD 61650137
	094038 01-704	EA HANDLE-DOOR, LOWER - BLACK - NORCOLD 61650138
	094039 01-702	EA GASKET (GRAY) UPPER - NORCOLD 61567830
	094039 01-703	EA PLATE-HINGE, LH - BROWN - NORCOLD 61631422
	094039-01-704	EA PLATE-HINGE, BLACK - NORCOLD 61631430
	094039-01-706	EA UPPER DOOR LINER (WHITE) BLACK - NORCOLD 61581838-B
	094039 01-708	EA HANDLE-DOOR, UPPER - BLACK - NORCOLD 61650038
	094039 01-709	EA PLATE-HINGE, TOP RH - LH BOTTOM - BROWN - NORCOLD 61631322
	094039-01-710	EA PLATE-HINGE, BLACK - NORCOLD 61631330
	094039-01-722	EA HOLE PLUG, (BLACK) HINGE HOLES - NORCOLD 61582030
	094039 01-723	EA HINGE BRACKET, TOP RH-BOTTOM LH BLACK - NORCOLD 61580838
	094039-01-724	EA BRACKET-HINGE, TOP LH - BOTTOM RH - BLACK - NORCOLD 61580938
	094039-01-725	EA HINGE PIN, (BLACK) (MALE) - NORCOLD 61578130
	094039 01-726	EA SHELF-FREEZER EVAPORATOR, NORCOLD 615236
	094039 01-730	EA HINGE PIN SHAFT, (BLACK) CENTER HINGE - NORCOLD 61566730
	094039 01-732	EA FRONT COVER, (BLACK) BOTTOM TRIM - NORCOLD 61622130
	094039-01-733	EA WIRE SHELF, (MIDDLE) - NORCOLD 61563822
	094039 01-734	EA WIRE SHELF, (TOP) W/ RISER - NORCOLD 61563722
	094039-01-735	EA INSIDE DRIP TRAY, (WHITE) - NORCOLD 61572830
	094039 01-736	EA SWITCH-LIGHT, BLACK - NORCOLD 615810
	094039 01-739	EA SHELF, (CUTOUT) - NORCOLD 61646722

**1993 WINNEBAGO
TABLE OF CONTENTS**

INTRODUCTION	A-01 -	A-02
ABBREVIATIONS		A 03
ALPHABETICAL INDEX	A-04 -	A 06
WCF27RC	A-07 -	F-02
WCF27HQ	F-03 -	J-20

1993 WCF27RC INDEX

FLOOR PLAN	A-07 -	A-08
ACCESSORIES		A-09
AUDIO VIDEO	A-10 -	A-12
BATH	A-13 -	A-14
BEDROOM	A-15 -	A-16
CHASSIS	A-17 -	B-04
CURTAIN & CUSHION	B-05 -	B-14
DINETTE	B-15 -	B-16
DRIVERS COMPARTMENT	B-17 -	B-21
ELECTRICAL	B-22 -	C 04
EXTERIOR BODY	C-05 -	C-12
GALLEY	C-13 -	C-17
GENERATOR	C-18 -	C-19
HEATING & A/C	C-20 -	D-02
INTERIOR FINISH	D-03 -	D-06
LABELS	D-07 -	D-15
LP		D-16
LOUNGE	D-17 -	D-18
SEALANTS & FASTENERS	D-19 -	D-22
WATER & SEWAGE	D-23 -	E-06
WINDOW, VENT AND EXTERIOR DOOR	E-07 -	E 24
WINDSHIELD/WIPER	F-01 -	F 02

GALLEY GROUP (CONTINUED)
REFRIGERATOR & LEVEL (CONTINUED)

KEY	PART NUMBER	U/M DESCRIPTION
	094039 04-700	EA PRINTFD CIRCUIT BOARD - 2 WAY, NORCOLD 61647322
	094039 04-701	EA EYEBROW, (SHELL) 2 WAY - NORCOLD 81669822
	094039 04-702	EA POWER SUPPLY, (2 WAY) - NORCOLD 61647422
	104137-02-700	EA MODULE-CONTROL, CHANNEL - NORCOLD 61717037
	104137-06-700	EA EYEBROW SHELL, (2-WAY) - NORCOLD 61726622
	104137-06-702	EA RACK-JUICE, (WHITE) - NORCOLD 61580525
	104137-06-703	EA BIN-DOOR SHELF, (WHITE) - NORCOLD 61564025
	104137-06-706	EA WIRE SHELF, (SHORT) - NORCOLD 61718222
	104137 06-707	EA CRISPER, (WHITE) - NORCOLD 61571325
	104137-06-709	EA VALVE, SHUT-OFF-MANUAL ASM - NORCOLD 61694922
	104137-06-710	EA PRESSURE TAP - NORCOLD 61594422
	104137 06-711	EA FUSE, 5 AMP - NORCOLD 61811622
	104137-06-712	EA FITTING-GAS TUBE CONNECTION - NORCOLD 61692722
	104137-06-713	EA ORFICE GASKET - NORCOLD 61475122
	104137-06-714	EA BURNER ASSEMBLY, (5-SLOT) - NORCOLD 61705222
	104137-06-715	EA SPARK/SENSE ELECTRODE, (SINGLE) - NORCOLD 61692222
	104138-04-701	EA FOAMED CABINET ASSEMBLY-BLACK W/WHITE - NORCOLD 61725038
	065225 02 000	EA PLATE-TIEDOWN, REFRIGERATOR
	054450 01 000	EA LEVEL-REFRIGERATOR

RANGE.

KEY	PART NUMBER	U/M DESCRIPTION
	102022-01-02A	EA RANGE - 16", 4 BURNER - MAGIC CHEF BT16RA-4Z
	055282 03-705	EA TRIM-CABINET, LEFT - BLACK - MAGIC CHEF 3608F011-70
	055282-03-707	EA TRIM-CABINET, RIGHT - BLACK - MAGIC CHEF 3608F012-70
	098507-02-701	EA INSERT-BURNER (SLOTTED VENT), MAGIC CHEF 7214P015-60
	102020 01-700	EA SHELF-OVEN, MAGIC CHEF - 7801-P027-60
	102020-01-701	EA HANDLE-DOOR, MAGIC CHEF - 7701P092 60
	102020-01-702	EA PANEL-MANIFOLD, MAGIC CHEF 2616F080-70
	102020-01-704	EA PANEL-DOOR, BLACK - MAGIC CHEF - 2401F075-70
	102020 01-708	EA BURNER ASSEMBLY-OVEN, MAGIC CHEF 3403W003-45
	102020-01-711	EA GRATE-TOP, MAGIC CHEF 7518P012-60
	102020-01-712	EA KNOB-BURNER VALVE, MAGIC CHEF 7733P044-60
	102020 01-713	EA KNOB-THERMOSTAT, MAGIC CHEF 7731P042-60
	102020 01-714	EA PILOT-OVEN, MAGIC CHEF 968-143
	102020-01-715	EA PIPE-MANIFOLD, MAGIC CHEF 7513P095-60
	102020 01-717	EA THERMOSTAT, MAGIC CHEF 7515P024-60
	102020-01-718	EA TOP-MAIN, ALMOND - MAGIC CHEF 2001F085-84
	102020-01-720	EA VALVE-MERCURY CONTROL, MAGIC CHEF 7501F056-60
	102020-01-722	EA VALVE-TOP BURNER, MAGIC CHEF 7502P095-60
	102020-01-723	EA PILOT-BURNER, MAGIC CHEF 7505P147-60
	102020-01-724	EA BUMPER-MAIN TOP, MAGIC CHEF 8003P008-60
	102022-01-702	EA PIPE-MANIFOLD, MAGIC CHEF 7513P096-60
	102022-01-703	EA REGULATOR-PRESSURE, MAGIC CHEF 7510P031-60
	102022-01-706	EA TRIM-LEFT, FLAT - MAGIC CHEF 3608W022-70
	102022-01-707	EA TRIM-RIGHT, FLAT - MAGIC CHEF 3608W023-70
	105458-01-000	EA BRACKET-TIEDOWN, STOVE - RIGHT
	105458-02-000	EA BRACKET-TIEDOWN, STOVE - LEFT

GENERATOR GROUP
4000 WATT LP ONAN EMERALD PLUS - EXPORT

KEY	PART NUMBER	U/M DESCRIPTION
	100974-04-000	EA GENERATOR - 4000 WATT EMERALD PLUS - ONAN BGE-FN/29236G
	007067-01-000	SF INSULATION-FIBERGLASS, 1" THICK X 4' - INCREMENTS OF 4 SF
	007125-01-000	EA CLAMP-MUFFLER, 1 62 DIAMETER
	007125-03-000	EA CLAMP-MUFFLER, 1 5" DIA
	007125-04-000	EA CLAMP-MUFFLER, 1.1" DIA
	007131-01-000	EA HANGER-TAILPIPE, 6 SLOTS
	079654 05-000	EA PIPE-EXHAUST, ANGLED - W/FLANGE - 2" ID - ONAN# 154-2539
	082272-01-000	EA MUFFLER-GENERATOR
	093511-01-000	EA VAPOR KIT-LP, GENERATOR
	094059-01-000	EA SPACER-GENERATOR, ONAN
	105732-02-000	EA TRAY ASM-GENERATOR
	105958-03-000	EA PIPE-EXHAUST, GENERATOR

4000 WATT EMERALD PLUS EXPORT

KEY	PART NUMBER	U/M DESCRIPTION
	100974-04-000	EA GENERATOR - 4000 WATT EMERALD PLUS - ONAN BGE-FN/29236G
	007125-03-000	EA CLAMP-MUFFLER - 1 5" DIA
	007125-04-000	EA CLAMP-MUFFLER, 1.1" DIA
	007131-01-000	EA HANGER-TAILPIPE, 6 SLOTS
	079654-05-000	EA PIPE-EXHAUST, ANGLED - W/FLANGE - 2" ID - ONAN# 154 2539
	082272-01-000	EA MUFFLER-GENERATOR
	094059-01-000	EA SPACER-GENERATOR, ONAN
	105732 02-000	EA TRAY ASM-GENERATOR
	105958-03-000	EA PIPE-EXHAUST,GENERATOR
	007067-01-000	SF INSULATION FIBERGLASS, 1" THICK X 4' - INCREMENTS OF 4 SF

4000 WATT KOHLER LOW PROFILE

KEY	PART NUMBER	U/M DESCRIPTION
	105523-01-000	EA GENERATOR - 4000 W, LOW PROFILE - KOHLER 4CKM21
	007067-01-000	SF INSULATION FIBERGLASS, 1" THICK X 4' - INCREMENTS OF 4 SF
	007125-03-000	EA CLAMP-MUFFLER, 1 5" DIA
	007125-04-000	EA CLAMP-MUFFLER, 1 1" DIA
	105526-01-000	EA ARRESTER-SPARK, KOHLER 278621
	105527-01-000	EA PIPE-EXHAUST ADAPTER, KOHLER 278524
	105530-01-000	EA MUFFLER-SIDE EXHAUST W/O SPARK KOHLER 278733
	105602-01-000	EA GASKET-EXHAUST, KOHLER-278320
	105732-02-000	EA TRAY ASM-GENERATOR
	105958-03-000	EA PIPE-EXHAUST.GENERATOR

4000 WATT ONAN EMERALD PLUS

KEY	PART NUMBER	U/M DESCRIPTION
	100974-01-000	EA GENERATOR - 4000 WATT EMERALD PLUS, ONAN BGE-FA/26100G
	007067-01-000	SF INSULATION-FIBERGLASS, 1" THICK X 4' - INCREMENTS OF 4 SF
	007125-04-000	EA CLAMP-MUFFLER, 1 1" DIA
	079654-05-000	EA PIPE-EXHAUST, ANGLED - W/FLANGE - 2" ID - ONAN# 154-2539
	082272-01-000	EA MUFFLER-GENERATOR
	094059 01-000	EA SPACER-GENERATOR, ONAN
	105732-02-000	EA TRAY ASM-GENERATOR
	105958-03-000	EA PIPE-EXHAUST, GENERATOR

1993 WINNEBAGO
TABLE OF CONTENTS

INTRODUCTION	A-01 -	A-02
ABBREVIATIONS		A-03
ALPHABETICAL INDEX	A 04 -	A-06
WCF27RC	A-07 -	F-02
WCF27RO	F-03 -	J 20

1993 WCF27RC INDEX

FLOOR PLAN	A-07 -	A-08
ACCESSORIES		A-09
AUDIO VIDEO	A-10 -	A-12
BATH	A-13 -	A-14
BEDROOM	A-15 -	A-16
CHASSIS	A-17 -	B-04
CURTAIN & CUSHION	B-05 -	B-14
DINETTE	B-15 -	B-16
DRIVERS COMPARTMENT	B-17 -	B-21
ELECTRICAL	B-22 -	C-04
EXTERIOR BODY	C-05 -	C-12
GALLEY	C-13 -	C-17
GENERATOR	C-18 -	C-19
HEATING & A/C	C-20 -	D-02
INTERIOR FINISH	D-03 -	D 06
LABELS	D-07 -	D-15
LP		D-16
LOUNGE	D-17 -	D-18
SEALANTS & FASTENERS	D-19 -	D-22
WATER & SEWAGE	D-23 -	E-06
WINDOW, VENT AND		
EXTERIOR DOOR	E-07 -	E-24
WINDSHIELD/WIPER	F 01 -	F-02

GENERATOR GROUP (CONTINUED)

5000 WATT ONAN EMERALD PLUS

KEY	PART NUMBER	U/M DESCRIPTION
	109303-01-000	EA GENERATOR - 5000 W EMERALD PLUS, ONAN
	007087-01-000	SF INSULATION-FIBERGLASS, 1" THICK X 4" - INCREMENTS OF 4 SF
	007125-04 000	EA CLAMP-MUFFLER, 1 1/2" DIA
	079654-05 000	EA PIPE-EXHAUST, ANGLED - W/FLANGE - 2" ID - ONAN# 154-2539
	082272-01 000	EA MUFFLER-GENERATOR
	094059-01-000	EA SPACER-GENERATOR, ONAN
	105732-02-000	EA TRAY ASM GENERATOR
	105958-03 000	EA PIPE-EXHAUST, GENERATOR

HEATING & AIR CONDITIONING GROUP
30,000 BTU SUBURBAN FURNACE & WALL THERMOSTAT

KEY	PART NUMBER	U/M DESCRIPTION
	098668 05 000	EA FURNACE - 30,000 BTU, SUBURBAN SF-30
	093365-01-000	EA THERMOSTAT - WALL, FURNACE - SUBURBAN 160902
	098668-01-700	EA CABINET-FRONT
	098668-01-701	EA CABINET ASSEMBLY
	098668-01-702	EA ELECTRODE, SUBURBAN 231740
	098668-01-703	EA BURNER ASSEMBLY COMPLETE - (SF-25) - SUBURBAN 010762 FROM 00-00-00 THRU 04-09-92 FROM 00-00-00 THRU 04-09-92
	098668 01-704	EA VALVE, (JOHNSON)
	098668 01-705	EA SWITCH-LIMIT
	098668-01-706	EA WHEEL-COMBUSTION AIR
	098668-01-707	EA VENT ASSEMBLY-CAP AND TUBE
	098668-01-708	EA BLOWER ASSEMBLY-COMBUSTION AIR
	098668-01-709	EA MOTOR ASSEMBLY-F/SF-25, SF-30
	098668-01-710	EA BLOWER ASSEMBLY-ROOM AIR
	098668-01-711	EA WHEEL-ROOM AIR
	098668-01-712	EA BOARD-MODULE
	098668-01-713	EA INTAKE VENT TUBE ASSEMBLY
	098668-01-714	EA VALVE-GAS, (WHITE ROGERS) - SUBURBAN 161070 FROM 04-10-92 THRU 99-99-99
	098668-01-715	EA ELECTRODE ASSEMBLY-SINGLE PROBE - SUBURBAN 232166 FROM 04-10-92 THRU 99-99-99
	093614-01-01A	EA GRILLE RETURN AIR, FURNACE - 15 1/2" X 7 1/2" - BROWN
	069634-01-733	EA RELAY-TIME DELAY 20 & 30 BTU
	075695-01-709	EA MICROSWITCH ASM F/30 & 34S
	092300-02-701	EA ORIFICE-(MAIN BURNER)
	098668-02-700	EA BURNER ASSEMBLY COMPLETE - (SF-30/SF35), SUBURBAN 010745
	090039-01-709	EA GASKET-OBSERVATION HOLE COVER
	092300-01-704	EA GASKET-ELECTRODE
	098668-06-000	EA DOOR-ACCESS, FURNACE - OFF WHITE - SUBURBAN 520574

25,000 BTU SUBURBAN FURNACE & WALL THERMOSTAT

KEY	PART NUMBER	U/M DESCRIPTION
	098668-04-000	EA FURNACE - 25,000 BTU, SUBURBAN SF-25
	090039-01-703	EA ORIFICE-MAIN BURNER, SUBURBAN 180193
	069634 01 733	EA RELAY-TIME DELAY
	075695-01-709	EA MICROSWITCH - SUBURBAN 230509
	090039-01-709	EA GASKET-OBSERVATION HOLE COVER
	092300-01-704	EA GASKET-ELECTRODE, SUBURBAN 070163
	093365 01 000	EA THERMOSTAT FURNACE, SUBURBAN
	098668-01-700	EA CABINET-FRONT, SUBURBAN 101242
	098668-01-701	EA CABINET ASSEMBLY, SUBURBAN 101299
	098668-01-702	EA ELECTRODE, SUBURBAN 231740
	098668-01-703	EA BURNER ASSEMBLY COMPLETE, (SF-25) - SUBURBAN 010762 FROM 00-00-00 THRU 04-09-92 FROM 00-00-00 THRU 04-09-92
	098668-01-704	EA VALVE, SUBURBAN 160938
	098668-01-705	EA SWITCH-LIMIT, SUBURBAN 231630
	098668-01-706	EA WHEEL-COMBUSTION AIR, SUBURBAN 350122
	098668-01-707	EA VENT CAP & EXHAUST TUBE ASSEMBLY, SUBURBAN 260193
	098668-01-708	EA BLOWER ASM (COMBUSTION AIR), SUBURBAN 390441
	098668-01-709	EA MOTOR ASSEMBLY FOR SF-25, SF-30 - SUBURBAN 231706
	098668-01-710	EA BLOWER ASSEMBLY (ROOM AIR), SUBURBAN 390440
	098668-01-711	EA WHEEL-ROOM AIR - SUBURBAN 350123
	098668-01-712	EA BOARD-MODULE, SUBURBAN 231741
	098668-01-713	EA INTAKE VENT TUBE ASSEMBLY - SUBURBAN 051044
	098668-01-714	EA VALVE-GAS, (WHITE ROGERS) - SUBURBAN 161070 FROM 04-10-92 THRU 99-99-99
	098668 01-715	EA ELECTRODE ASSEMBLY-SINGLE PROBE - SUBURBAN 232166 FROM 04-10-92 THRU 99-99-99
	098668-06-000	EA DOOR-ACCESS, FURNACE - OFF WHITE - SUBURBAN 520574

**1993 WINNEBAGO
TABLE OF CONTENTS**

INTRODUCTION	A-01	A-02
ABBREVIATIONS		A-03
ALPHABETICAL INDEX	A-04	A-06
WCF27RC	A-07	F-02
WCF27RQ	F-03	J-20

1993 WCF27RC INDEX

FLOOR PLAN	A-07	A-08
ACCESSORIES		A-09
AUDIO VIDEO	A-10	A-12
BATH	A-13	A-14
BEDROOM	A-15	A-16
CHASSIS	A-17	B-04
CURTAIN & CUSHION	B-05	B-14
DINETTE	B-15	B-16
DRIVERS COMPARTMENT	B-17	B-21
ELECTRICAL	B-22	C-04
EXTERIOR BODY	C-05	C-12
GALLEY	C-13	C-17
GENERATOR	C-18	C-19
HEATING & A/C	C-20	D-02
INTERIOR FINISH	D-03	D-06
LABELS	D-07	D-15
LP		D-16
LOUNGE	D-17	D-18
SEALANTS & FASTENERS	D-19	D-22
WATER & SEWAGE	D-23	E-06
WINDOW, VENT AND		
EXTERIOR DOOR	E-07	E-24
WINDSHIELD/WIPER	F-01	F-02

HEATING & AIR CONDITIONING GROUP (CONTINUED)

EVANS REAR HEATER & COMPONENTS

KEY	PART NUMBER	U/M DESCRIPTION
	009198-01-000	FT DUCT-HEAT, FLEXIBLE - 4" ID - INCREMENTS OF 25'
	009200 01-000	EA TAPE FURNACE, 1 1/2"
	023146-01-000	EA CLAMP-SCREW TYPE - 4"
	069636 02 000	EA CONNECTOR-DUCT, 4" ID
	007108-01-000	FT HOSE HEATER, 5/8" ID
	008042-01-000	FT TUBING-VINYL, 1/2" ID
	056464-04-000	EA REGISTER-W/DAMPER, 4" DIAMETER - PLASTIC - SAND
	056464-05-000	EA REGISTER-W/O DAMPER, 4" DIAMETER - PLASTIC - GOLDEN
	061673 01-000	EA BRACKET-MOTOR AID TUBES, 4" X 1 1/2" - STEEL
	088753-01-000	FT TUBE-ALUMINIZED STEEL, 5/8" - 18 GAUGE
	079059-01-000	EA HOSE - 90 DEGREE 61" ID X 4" X 36"
	079059-03-000	EA HOSE - 90 DEGREE, 61" ID X 4" X 18"
	010227-01-000	EA TEE-BARB, 5/8" OR 3/4" HOSE - PLASTIC
	084405-01-000	EA HEATER ASM REAR, DUCTED - W/MOTOR AID - EVANS
	084405-01-700	EA HEATER CORE-EVANS# FT200229
	084405-01-701	EA FAN BLADES-EVANS# HV029931
	084405-01-702	EA MOTOR ASM-12 V, EVANS# 200146

AUTO A/C & HEATER COMPONENTS

KEY	PART NUMBER	U/M DESCRIPTION
	007076-01-700	FT HOSE-FLEXIBLE PVC - 2" ID
	007108-01-000	FT HOSE-HEATER, 5/8" ID
	007281-01-700	EA HOSE-FLEXIBLE PVC, 2 1/2" ID X 50'
	007281-01-700	FT HOSE FLEXIBLE PVC, 2 1/2" ID
	024990-05-000	EA OUTLET-DEFROSTER, W/SWIVEL - 2" DIAMETER - BLACK
	103930-01-000	EA EVAPORATOR/HEATER ASSEMBLY - SCS 090 0041
	088227-02-701	EA BRACKET-BOWDEN CABLE MOUNTING, ARA 0409417
	094831-01-709	EA CLAMPS-ROD, 3/16" - MOTIVAIR/SCS ZGG14431
	094831-01-724	EA O-RING - #4, MOTIVAIR/SCS ZGG14561
	103930-01-700	EA ROD-AIR BLEND DOOR, SCS 073-0017
	103930-01-701	EA PANEL-DOOR, FOR AIR BLEND - SCS 071-0123
	103930-01-702	EA GASKET-DOOR, FOR AIR BLEND - SCS 045 0080
	103930-01-703	EA COIL-HEATER, SCS 042-0010
	103930-01-704	EA COIL EVAPORATOR, SCS 041-0017
	103930-01-705	EA VALVE EXPANSION BLOCK
	103930-01-706	EA GASKET-O-RING, #8 - SCS 045-0011
	103930-01-707	EA GASKET-O-RING, #10 - SCS 045-0012
	103930-01-708	EA BRACKET-VACUUM MOTOR, SCS 070-0113
	103930 01-710	EA RESISTOR-FUSED, SCS 035-0006
	103930-01-711	EA THERMOSTAT, SCS 033-0003
	103930-01-712	EA GASKET O RING, SCS 045-0010
	103930-01-713	EA FITTING QUICK CONNECT, #4 - SCS 050-003
	103930-01-714	EA FITTING-SERVICE VALVE, #10 - SCS 050-0031
	103930-01-715	EA SWITCH-BINARY, SCS 032-0030
	103930-01-716	EA SWITCH-PRESSURE, FAN - SCS 032-0029
	103930-01-717	EA WHEEL-CLOCK-WISE, SCS 062-0010
	103930-01-718	EA HOSE - #6, SCS 051-0036
	103930-01-719	EA HOSE - #10, SCS 051-0017
	103930-01-720	EA MOTOR, SCS 030-0004
	103930-01-721	EA GASKET O-RING #12, SCS 045 0062
	103930-01-722	EA HOSE ASSEMBLY #6 W/FITTINGS & SWITCHES, SCS 085 0072
	103930-02-708	EA MOTOR-VACUUM SERVO, A/C - SCS 030-0002

HEATING & AIR CONDITIONING GROUP (CONTINUED)

AUTO A/C & HEATER COMPONENTS (CONTINUED)

KEY	PART NUMBER	U/M DESCRIPTION
	103930 04 000	EA CONTROL/PLENUM SET - SCS 093 00037
	072341-06-700	EA SWITCH 4 SPEED, FAN - ARA 0883502
	091831 01-709	EA CLAMPS ROD, 3/16" - MOTIVAIR/SCS ZGG14431
	103930 02 700	EA PANEL-CONTROL, SCS 032-0018
	103930 02-701	EA VALVE-CONTROL HEAD, SCS 034-0015
	103930 02 702	EA DECAL-CONTROL SETTING, SCS 058 0008
	103930-02-703	EA HARNESS-WIRE CONTROL, SCS 036-0048
	103930 02-704	EA HARNESS-VACUUM CONTROL, SCS 036-0049
	103930 02-705	EA CABLE-CONTROL, BOWDEN - SCS 074-0011
	103930-02-706	EA CLIP-CABLE, CONTROL - SCS 022-0017
	103930 02-707	EA RELAY, SCS 031-0001
	103930-02-708	EA MOTOR-VACUUM SERVO, A/C - SCS 030 0002
	103930 02-710	EA CANISTER-VACUUM, SCS 054 0002
	103930 02-711	EA VALVE-WATER, SCS 034-00114
	072342 04 000	EA CONDENSER ASM-W/O FANS, ARA 0519377 - DIESEL OPTION
	072341-01-716	EA VALVE-DISCHARGE, 1/2" O-RING - ARA 0548325
	072342 03 701	EA RECEIVER-DRIER, ARA 1273235
	072342-03 706	EA O-RING-SCS 0543513
	072342 03-707	EA O-RING-SCS 045 0010
	072342-03-709	EA O-RING-SCS 045-00012
	072342-03-711	EA FITTING-AEROQUIP W/CHECK, ARA 0058337
	072342-04-700	EA HOSE-DISCHARGE, ARA 0986306
	072342 04-701	EA COIL-CONDENSER, ARA 0519384
	096815-01-702	EA O-RING, #8 - ARA 0059606
	072343 06 000	EA COMPRESSOR-CLUTCH REAR DISCHARGE - SANKYO - ARA 0529174
		DIESEL OPTION
	074026 01-000	EA MOUNT PACKAGE - A/C COMPRESSOR - DIESEL OPTION
	077075 01-000	EA GASKET-INSTRUMENT PANEL TO DEFROSTER PLENUM - 6" X 11 3/4"
	077075 03-000	EA GASKET-INSTRUMENT PANEL TO DEFROSTER PLENUM
	085000-01-000	EA SHIELD-A/C, 6 1/2" X 3 1/2" - STEEL
	103016-01-000	EA PLENUM-TRANSITION
	103017-01-000	EA PLENUM-DEFROSTER
	103558-01-01A	EA VENT-DEFROSTER, ABS - OFF WHITE
	103796-01-01A	EA LOUVER ASM-A/C CARY PROD - BLACK
	056402-05-000	EA BRACKET-HEATER VENT, ROUND W/BEND - BLACK
	094831-08-000	EA WIRE ASSEMBLY-AC COMPRESSOR ADAPTER SCS 036 0054
	103930 05-000	EA MANUAL OWNERS, HEATER-A/C - SCS 057-0009

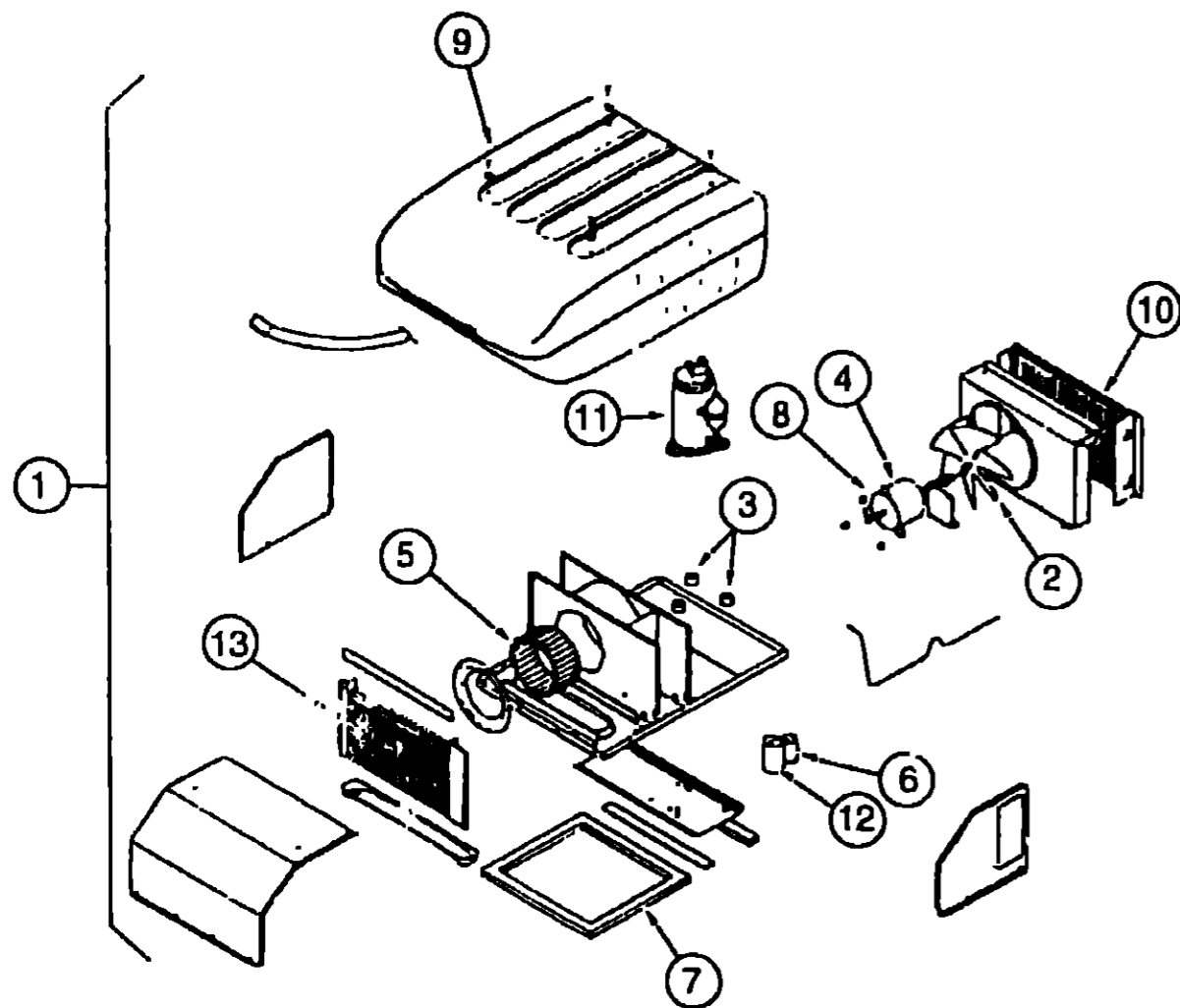
1993 WINNEBAGO TABLE OF CONTENTS

INTRODUCTION	A 01 -	A-02
ABBREVIATIONS		A-03
ALPHABETICAL INDEX	A 04 -	A-06
WCF27RC	A-07 -	F-02
WCF27RO	F-03 -	J-20

1993 WCF27RC INDEX

FLOOR PLAN	A-07 -	A-08
ACCESSORIES		A-09
AUDIO VIDEO	A-10 -	A-12
BATH	A-13 -	A-14
BEDROOM	A-15 -	A-16
CHASSIS	A-17 -	B-04
CURTAIN & CUSHION	B-05 -	B-14
DINETTE	B-15 -	B-16
DRIVERS COMPARTMENT	B-17 -	B-21
ELECTRICAL	B-22 -	C-04
EXTERIOR BODY	C-05 -	C-12
GALLEY	C-13 -	C-17
GENERATOR	C-18 -	C-19
HEATING & A/C	C-20 -	D-02
INTERIOR FINISH	D-03 -	D-06
LABELS	D-07 -	D-15
LP		D-16
LOUNGE	D-17 -	D-18
SEALANTS & FASTENERS	D-19 -	D-22
WATER & SEWAGE	D-23 -	E-06
WINDOW, VENT AND		
EXTERIOR DOOR	E-07 -	E-24
WINDSHIELD/WIPER	F-01 -	F-02

HEATING & AIR CONDITIONING GROUP (CONTINUED)



13,500 BTU COLEMAN ROOF A/C

KEY	PART NUMBER	U/M DESCRIPTION
1	108889-01-01A	EA A/C-ROOF 13,500 TSR HO IVORY - COLEMAN 7333 887
2	093763-01-712	EA FAN BLADE-CONDENSER, COLEMAN 6733-3221
3	105620-01-706	EA FOOT PACKAGE-COMPRESSOR, 3 PER PACKAGE - COLEMAN 6759-3081
4	108889-01-705	EA MOTOR - 115V, 60HZ - COLEMAN 1468-3049
5	108889-01-706	EA IMPELLOR - COLEMAN 1472-1041
6	108889-01-708	EA CAPACITOR-FAN, (7 5MFD 370U) - COLEMAN 1499 5461
7	108889-01-711	EA GASKET PACKAGE - COLEMAN 6792-3301
8	108889-01-715	EA MOTOR MOUNT & SHAFT SEAL KIT - COLEMAN 6792-3361
9	063903-01-700	EA SHROUD-(IVORY/IVORY), W/O LOGO - COLEMAN 6759 4601
10	108889-01-703	EA CONDENSER COIL - COLEMAN 1452-1301
11	105620-01-704	EA COMPRESSOR, RH & LH - COLEMAN 1450-2009
	108889-01-704	EA OVERLOAD - COLEMAN 6749-3541
12	108889-01-707	EA CAPACITOR-RUN, COMPRESSOR-25MFD/370 - COLEMAN 1499-5661
13	108889-01-709	EA EVAPORATOR COIL - COLEMAN 1452-1311
	091225-01-709	EA RELAY-START, COLEMAN 1497-4131
	091225-01-710	EA CAPACITOR-START, COLEMAN 1497-0881
	093306-01-701	EA DECAL PACKAGE-LEFT & RIGHT - COLEMAN 6798B3591
	108889-01-710	EA FILLER PAD-COND AIR SEAL - COLEMAN 6759A3971
	108889-01-712	EA REDUCER-SUCTION LINE, (3/8" X 1/2") - COLEMAN 1215-2161
	108889-01-713	EA SUCTION LINE, (3/8" OD X 0.32" WALL) - COLEMAN 6792-130
	108889-01-714	EA DISCHARGE LINE ASSEMBLY COLEMAN 6792 531
	102289-01-000	EA SPRING-SCREW, ROOF A/C GASKET - COLEMAN 6757-150

HEATING & AIR CONDITIONING GROUP (CONTINUED)

CEILING ASSEMBLY 13,500 BTU A/C

KEY	PART NUMBER	U/M DESCRIPTION
	108891-01-01A	EA CEILING ASM-A/C COOL TSR HO - COLEMAN 7330-714 IV
	042204-01-709	EA THERMOSTAT-IN 64 OUT 58, COLEMAN 6701-3401
	063903-01-702	EA LOUVER-COLEMAN 6703A5191
	073742-01-701	EA SELECTOR SWITCH (5 TERMINAL), COLEMAN 6759-3251
	073742-01-702	EA DECAL COOL ONLY, COLEMAN 6759C3431
	076303-01-707	EA FILTER - 6" X 14 3/4" X 1/2", 12 PER PKG - COLEMAN 6703A3151
	081606-01-712	EA CEILING SHROUD (IVORY), COLEMAN 6769-5061
	091225-01-713	EA KNOB (2 PER PACKAGE), COLEMAN 6701-3351
	091225-01-717	EA DECAL (THERMOSTAT) COOL ONLY, COLEMAN 6799A3441
	093766-02-701	EA DECAL-LEFT SIDE, COLEMAN 6799-3971
	108891-01-700	EA SINGLE PARTS PACKAGE, COLEMAN 6792-5991
	108891-01-701	EA RETAINER CLIPS F/FILTER, COLEMAN 6799-3141

**1993 WINNEBAGO
TABLE OF CONTENTS**

INTRODUCTION	A-01	A-02
ABBREVIATIONS		A-03
ALPHABETICAL INDEX	A-04	A-06
WCF27RC	A-07	F-02
WCF27RO	F-03	J-20

1993 WCF27RC INDEX

FLOOR PLAN	A-07	A-08
ACCESSORIES		A-09
AUDIO VIDEO	A-10	A-12
BATH	A-13	A-14
BEDROOM	A-15	A-16
CHASSIS	A-17	B-04
CURTAIN & CUSHION	B-05	B-14
DINETTE	B-15	B-16
DRIVERS COMPARTMENT	B-17	B-21
ELECTRICAL	B-22	C-04
EXTERIOR BODY	C-05	C-12
GALLEY	C-13	C-17
GENERATOR	C-18	C-19
HEATING & A/C	C-20	D-02
INTERIOR FINISH	D-03	D-06
LABELS	D-07	D-15
LP		D-16
LOUNGE	D-17	D-18
SEALANTS & FASTENERS	D-19	D-22
WATER & SEWAGE	D-23	E-06
WINDOW, VENT AND EXTERIOR DOOR	E-07	E-24
WINDSHIELD/WIPER	F-01	F-02

HEATING & AIR CONDITIONING GROUP (CONTINUED)
ROOF A/C-13,500 BTU - EUROPEAN (FROM 00-00-00 THRU 08-31-92)

KEY	PART NUMBER	U/M DESCRIPTION
	092440 01-000	EA A/C-ROOF, 13,500 BTU - 220V - 50HZ - COLEMAN 6713C750
	032441-01-000	EA CEILING ASM-A/C, 220V - 50HZ - COLEMAN 6712ET16

ROOF A/C-13,500 BTU - EUROPEAN (FROM 09-01-92 THRU 99-99-99)

KEY	PART NUMBER	U/M DESCRIPTION
	108889 02 01A	EA A/C ROOF, 13 500 TSR 220 IVORY - COLEMAN 7373 597
	063903-01-700	EA SHROUD-COLEMAN 6759-4601
	093306 01-701	EA DECAL PACKAGE-LEFT & RIGHT - COLEMAN 6798B3591
	093763-01-712	EA FAN BLADE-CONDENSER, COLEMAN 6733-3221
	105620 01-705	EA PROTECTOR-OVERLOAD, RH & LH - COLEMAN 6759-3791
	105620-01-708	EA FOOT PACKAGE COMPRESSOR, 3 PER PACKAGE - COLEMAN 6759 3081
	108889 01-703	EA CONDENSER COIL - COLEMAN 1452-1301
	108889-01-706	EA IMPELLOR - COLEMAN 1472-1041
	108889 01-707	EA CAPACITOR-RUN, COMPRESSOR-25MFD/370 - COLEMAN 1499 5661
	108889-01-708	EA CAPACITOR-FAN, (7 5MFD 370U) - COLEMAN 1499 5461
	108889 01-709	EA EVAPORATOR COIL - COLEMAN 1452-1311
	108889-01-710	EA FILLER PAD-COND AIR SEAL - COLEMAN 6759A3971
	108889 01-711	EA GASKET PACKAGE - COLEMAN 6792-3301
	108889 01-713	EA SUCTION LINE, (3/8" OD X .032" WALL) - COLEMAN 6792-130
	108889 01 714	EA DISCHARGE LINE ASSEMBLY - COLEMAN 6792-531
	108889-01-715	EA MOTOR MOUNT & SHAFT SEAL KIT - COLEMAN 6792-3361
	108889 02-700	EA COMPRESSOR, TECUMSEH - COLEMAN 1452-2029
	108889 02-701	EA MOTOR - COLEMAN 1468-3059
	108889-02-702	EA CAPACITOR-START, COLEMAN 1497-0891
	108889 02-703	EA RELAY-START, COLEMAN 1497 4141
	108891-01 01A	EA CEILING ASM A/C COOL TSR HO - COLEMAN 7330-714 IV
	042204 01-709	EA THERMOSTAT-IN 64-OUT 58, COLEMAN 6701-3401
	063903 01-702	EA LOUVER-COLEMAN 6703A5191
	073742-01-701	EA SELECTOR SWITCH (5 TERMINAL), COLEMAN 6759 3251
	073742-01-702	EA DECAL COOL ONLY, COLEMAN 6759C3431
	076303 01-707	EA FILTER - 6" X 14 3/4" X 1/2", 12 PER PKG - COLEMAN 6703A3151
	081606 01-712	EA CEILING SHROUD (IVORY), COLEMAN 6769 5061
	091225 01-713	EA KNOB (2 PER PACKAGE), COLEMAN 6701-3351
	091225 01-717	EA DECAL (THERMOSTAT) COOL ONLY, COLEMAN 6799A3411
	093766-02 701	EA DECAL-LEFT SIDE, COLEMAN 6799-3971
	108891-01-700	EA SINGLE PARTS PACKAGE (KNOBS & NUTS) COLEMAN 6792-5991
	108891-01-701	EA RETAINER CLIPS F/FILTER (6 PER) COLEMAN 6799 3141

HEATING & AIR CONDITIONING GROUP (CONTINUED)
ROOF A/C COVER

KEY	PART NUMBER	U/M DESCRIPTION
	084077-03-000	EA COVER-BLANK, ROOF A/C - 5 2" X 3 5" - IVORY FROM 00-00-00 THRU 10-04-92
	092633 01-02A	EA COVER-BLANK, ROOF A/C - 5 7" X 3 9" - PLASTIC - OFF WHITE FROM 00-00-00 THRU 10 04-92
	092633-02-02A	EA COVER-BLANK, ROOF A/C - 5 1" X 5 1" - PLASTIC - OFF WHITE FROM 10-05-92 THRU 99 99 99
	022756-03-000	EA COVER-A/C, OFF WHITE - PLASTIC FROM 01-11-93 THRU 99 99 99
	022756-02-000	EA COVER-PROTECTIVE, 5 5" ENDS X 8 2" - PLASTIC - OFF WHITE

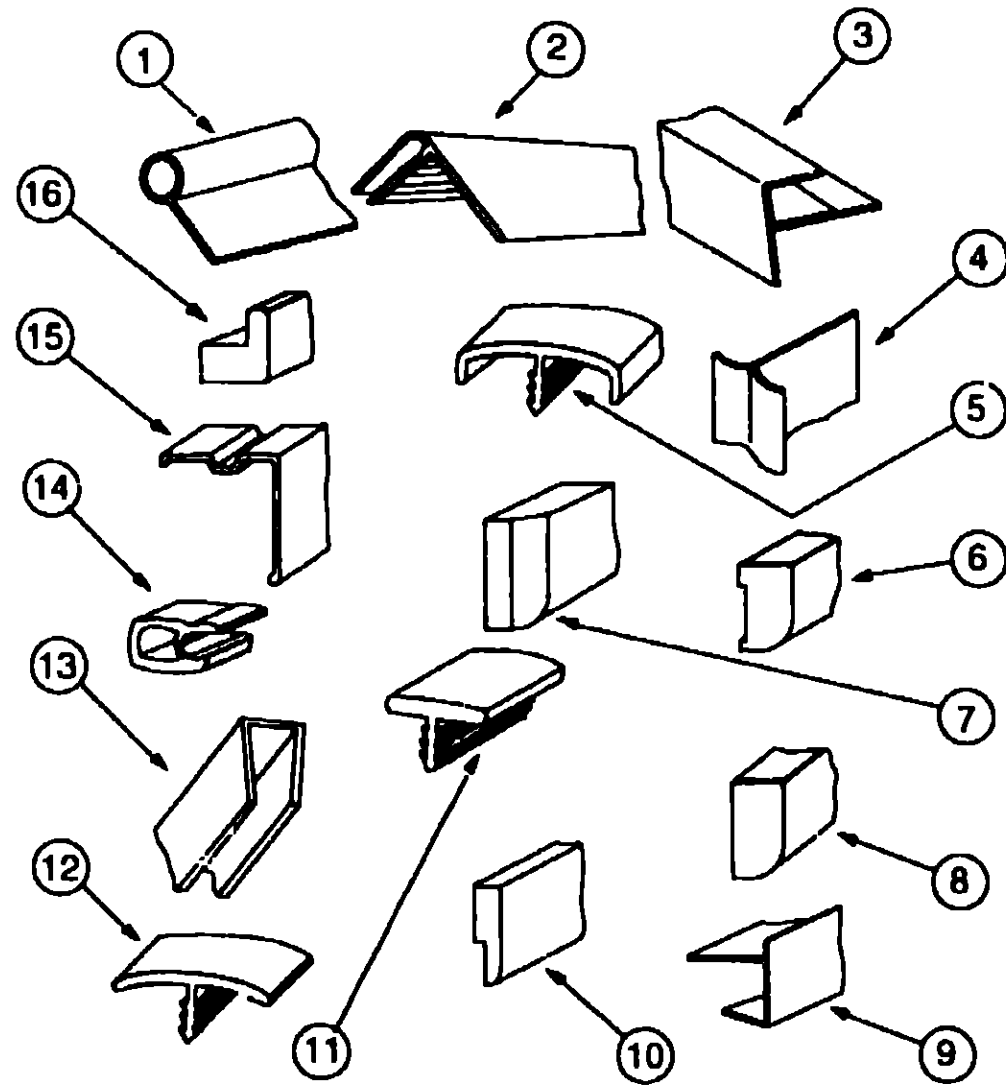
**1993 WINNEBAGO
TABLE OF CONTENTS**

INTRODUCTION	A-01	A-02
ABBREVIATIONS		A-03
ALPHABETICAL INDEX	A-04	A-06
WCF27RC	A-07	F-02
WCF27RO	F-03	J-20

1993 WCF27RC INDEX

FLOOR PLAN	A-07	A-08
ACCESSORIES		A-09
AUDIO VIDEO	A 10	A-12
BATH	A 13	A-14
BEDROOM	A-15	A-16
CHASSIS	A-17	B 04
CURTAIN & CUSHION	B 05	B 14
DINETTE	B-15	B-16
DRIVERS COMPARTMENT	B-17	B-21
ELECTRICAL	B 22	C-04
EXTERIOR BODY	C 05	C-12
GALLEY	C-13	C-17
GENERATOR	C-18	C-19
HEATING & A/C	C-20	D-02
INTERIOR FINISH	D 03	D 06
LABELS	D 07	D 15
LP		D-16
LOUNGE	D-17	D-18
SEALANTS & FASTENERS	D-19	D-22
WATER & SEWAGE	D 23	E-06
WINDOW, VENT AND		
EXTERIOR DOOR	E 07	E-24
WINDSHIELD/WIPER	F-01	F-02

INTERIOR FINISH GROUP



MOLDINGS & TRIMS

KEY	PART NUMBER	U/M DESCRIPTION
1	009767-12-000	FT MOLDING-SIDEWALL TO CEILING/CABINET - WELTING - OFF WHITE
2	009809 23-000	EA MOLDING-CORNER, OUTSIDE - 1" - PLASTIC - IVORY
2	009809 24-000	EA MOLDING CORNER, OUTSIDE - 1" - PLASTIC - THOR PECAN
3	009812 25 000	EA MOLDING CORNER, OUTSIDE - 5" - PLASTIC - PECAN
4	022992-11 000	FT MOLDING REVERSE COVE, T-SHAPED - VINYL - IVORY
5	083620-07 000	FT MOLDING-T, END CAP EDGE - W/WEDGE LIPS - 75" - THOR PECAN
6	092331-D2-134	EA MOLDING-VINYL WRAPPED, 7" X 1 57" X 84" - WOODGRAIN
6	092331-F2-134	EA MOLDING VINYL WRAPPED, 7" X 2 5" X 7" - WOODGRAIN
7	100659 01-B05	EA MOLDING-TRIM, VINYL FLOOR
8	092331-H2-43H	EA MOLDING-VINYL WRAPPED, 7" X 3 5" X 96" - WOODGRAIN
8	100818-01 01A	EA MOLDING VINYL WRAPPED, 1.65" X 4" X 7" - OAK
9	103186 01-02A	FT MOLDING EDGE, SHELF - .78" WIDE - PLASTIC - REGAL OAK
9	103186-02-02A	FT MOLDING-EDGE, SHELF - 1 3" WIDE - PLASTIC - REGAL OAK
10	105004 01 01A	EA MOLDING-VINYL WRAPPED, 1" X 8" - OAK
11	104676 01-01A	FT T-MOLDING, 5/16" - RIGID
12	105709 01-000	FT T MOLDING 1", MODERN IVORY
13	009778-13-000	FT U CHANNEL-PLASTIC, 1" WIDE X 8" INCREMENTS - THOR PECAN
13	070504-18-000	FT U CHANNEL-PLASTIC, 065" WIDE - IVORY - INCREMENTS OF 8'
13	070504 20 000	FT U-CHANNEL PLASTIC, 815" WIDE - THOR PECAN - INCREMENTS OF 8'
13	070504 22-000	FT U CHANNEL-PLASTIC, 735" WIDE - THOR PECAN - INCREMENTS OF 8' FROM 00-00 00 THRU 06 26 92
14	072368-02 000	EA TRIM-VINYL, EDGE - BLACK - GM 14004305
15	093873 01-01A	EA TRIM CARPET, L-ANGLE - 1 1" X 1 3" X 12" - VINYL - GRAY
16	100819 01-01A	EA MOLDING VINYL WRAPPED, L-SHAPED - 1 5" X 1 5" X 7" - OAK
	092330 D2 43H	EA LUMBER-VINYL WRAPPED, 7" X 1 5" X 9" - WOODGRAIN
	092330 03 000	EA LUMBER VINYL WRAPPED, 2" X 96" - WOODGRAIN
	092330-05 000	EA LUMBER VINYL WRAPPED, 7" X 3" X 96" - WOODGRAIN

INTERIOR FINISH GROUP (CONTINUED)

BATT STRIPS

KEY	PART NUMBER	U/M DESCRIPTION
	085284-62-000	FT BATT STRIP-DECORATIVE, PLAIN - ADHESIVE BACKED (MAIN WALL)
	085284-63 000	FT BATT STRIP-DECORATIVE, W/FLOWERS - ADHESIVE BACKED (BATH & GALLEY)
	085284 66 000	FT BATT STRIP-WOODGRAIN, ADHESIVE BACKED - FOREST OAK
	088263-78-000	EA BATT STRIP-SHOWER, 8' LONG - OFF WHITE
	088263-74 000	EA BATT STRIP-DECORATIVE, PLAIN - 8' LONG (MAIN WALL)
	088263-75 000	EA BATT STRIP-DECORATIVE, W/FLOWERS - 8' LONG (BATH & GALLEY)
	069733-79 000	EA BATT STRIP-WOODGRAIN, 8' LONG - FOREST OAK
	086229 01-000	EA RETAINER-BATTEN, CEILING - 75" WIDE - 7 6' LONG
	086229 04 000	EA BATTEN-CEILING, 1" WIDE - IVORY - 7 6' LONG

PANELING & PLYWOOD

KEY	PART NUMBER	U/M DESCRIPTION
	074497-20 000	SF PANELING-WOODGRAIN, 4' X 8' - INCREMENTS OF 32 SF
	088272 98-000	SF PANELING-SHOWER, OFF WHITE - 4' X 7' - INCREMENTS OF 28 SQ FT
	088272-94-000	SF PANELING-DECORATIVE, PLAIN - 4' X 7' - INCREMENTS OF 28 SF (MAIN WALL)
	088272-95 000	SF PANELING-DECORATIVE, W/FLOWERS - 4' X 7' - INCREMENTS OF 28 SF (BATH & GALLEY)
	095688 01 000	SF VENEER-FLAT LUANA, 48" X 96"
	080215 06 000	SF PANEL - 2 SIDED, 4' X 8' - FOREST OAK - INCREMENTS OF 32 SF
	083618-02 000	SF PLYWOOD-OAK, 1 SIDE FINISHED - 3/16" X 4' X 8' INCREMENTS OF 32 SF
	089297-01-000	SF PLYWOOD-LUAN, OVERLAY GRADE - 4' X 8' - INC OF 32 SF
	098531 01 000	SF PLYWOOD RED OAK, 1/2"

PLASTIC LAMINATE

KEY	PART NUMBER	U/M DESCRIPTION
	074498 46 000	SF LAMINATE-PLASTIC, 5' X 8' - INCREMENTS OF 40 SF
	076325-37-000	FT MOLDING EDGEBAND, 1136 - 1 5/16" X 030 X 600 MM
	076325-38 000	FT MOLDING-EDGE BAND, 1136 - 875" X 024 X 600 MM

CARPET

KEY	PART NUMBER	U/M DESCRIPTION
	047034-02 000	SF PLASTIC-CARPET, 4" WIDE - CLEAR POLY
	075233 01-000	SY PAD-CARPET, 3/8" X 6' ROLL
	093488 01-000	SY CARPET-COMPARTMENT, 54" WIDE - DARK GRAY
	096060 47-000	SY CARPET - 12' ROLL, INCREMENTS OF 4 SY (D09)
	096060-41-000	SY CARPET - 12' ROLL, INCREMENTS OF 4 SY (D10)
	096060 42-000	SY CARPET - 12' ROLL, INCREMENTS OF 4 SY (D11)

SMOKE DETECTOR, FIRE EXTINGUISHER & CLOCK

KEY	PART NUMBER	U/M DESCRIPTION
	072852-01-000	EA DETECTOR-SMOKE, W/9 VOLT BATTERY - US
	072852-02-000	EA DETECTOR-SMOKE, W/9 VOLT BATTERY - CANADIAN
	094499 01-000	EA EXTINGUISHER-FIRE, DRY W/MOUNTING BRACKET - 10 BC
	094499 01-700	EA BRACKET-MOUNTING, W/PLASTIC STRAP - FIRE EXTINGUISHER
	094499 02 000	EA EXTINGUISHER-FIRE, DRY - 1A10BC - CANADIAN
	101333 01 000	EA BACKPLATE-CLOCK, 6" X 6" PLASTIC - BLACK
	104764 01 01A	EA CLOCK-WALL, SPARTUS 5616-42 FROM 00 00 00 THRU 04-18-93
	100793 02-01A	EA CLOCK WALL, 11" DIAMETER - BOLDEN 9988 FROM 00 00-00 THRU 04-18-93
		FROM 04-19 93 THRU 99-99 99

ANTISLIP & FLOOR MATS

KEY	PART NUMBER	U/M DESCRIPTION
	091261-01-000	FT SLIPNOT ANTISLIP, 1' WIDE (100' ROLL)
	105924 01-D09	EA MAT-FLOOR, 18" X 27"
	105924-01-D10	EA MAT-FLOOR, 18" X 27"
	105924-01-D11	EA MAT-FLOOR, 18" X 27"

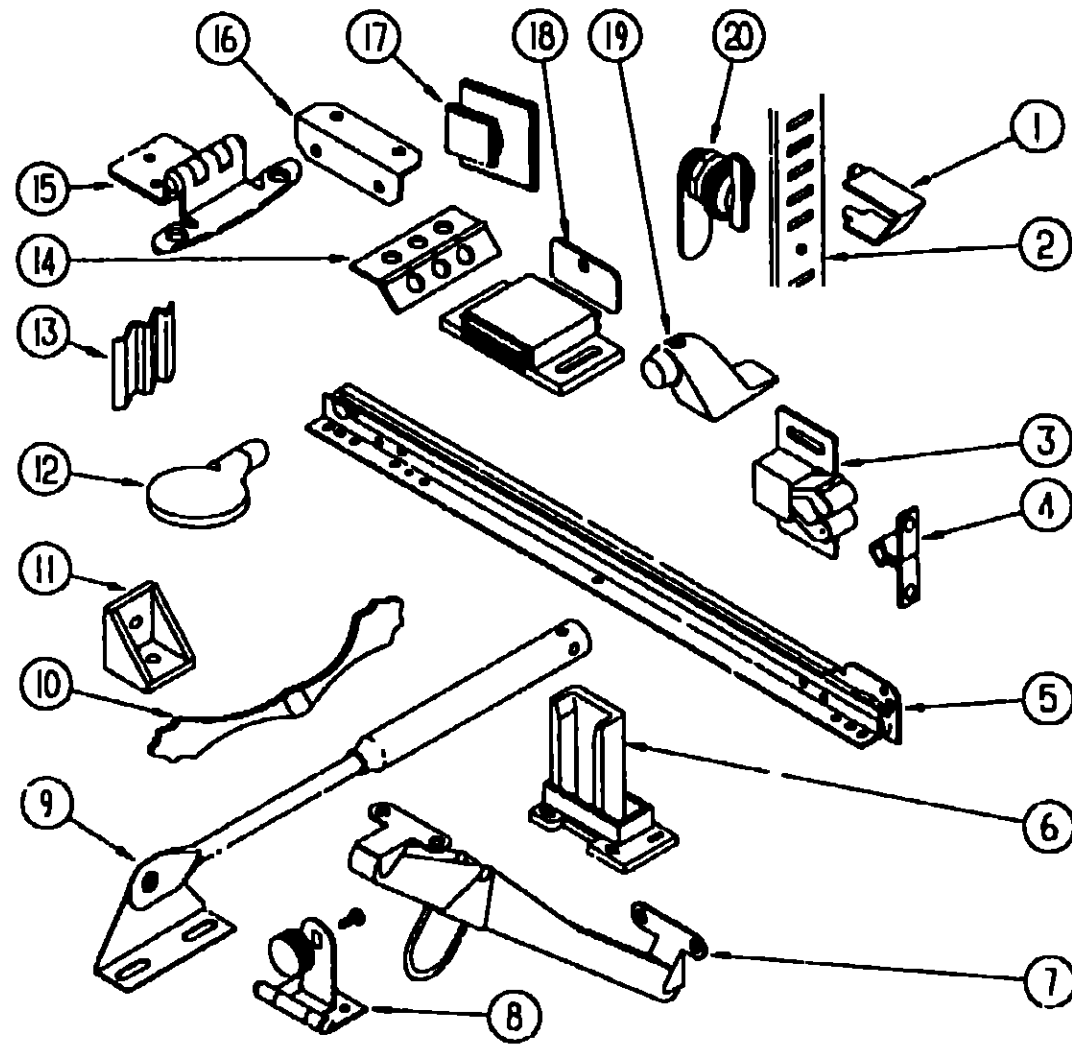
1993 WINNEBAGO TABLE OF CONTENTS

INTRODUCTION	A-01 - A-02
ABBREVIATIONS	A-03
ALPHABETICAL INDEX	A-04 - A-06
WCF27RC	A-07 - F-02
WCF27RQ	F-03 - J-20

1993 WCF27RC INDEX

FLOOR PLAN	A-07 - A-08
ACCESSORIES	A-09
AUDIO VIDEO	A-10 - A-12
BATH	A-13 - A-14
BEDROOM	A-15 - A-16
CHASSIS	A-17 - B-04
CURTAIN & CUSHION	B-05 - B-14
DINETTE	B-15 - B-16
DRIVERS COMPARTMENT	B-17 - B-21
ELECTRICAL	B-22 - C-04
EXTERIOR BODY	C-05 - C-12
GALLEY	C-13 - C-17
GENERATOR	C-18 - C-19
HEATING & A/C	C-20 - D-02
INTERIOR FINISH	D-03 - D-06
LABELS	D-07 - D-15
LP	D-16
LOUNGE	D-17 - D-18
SEALANTS & FASTENERS	D-19 - D-22
WATER & SEWAGE	D-23 - E-06
WINDOW, VENT AND	
EXTERIOR DOOR	F-07 - E-24
WINDSHIELD/WIPER	F-01 - F-02

INTERIOR FINISH GROUP (CONTINUED)
CABINET HARDWARE



KEY	PART NUMBER	UM	DESCRIPTION
1	098979-01-000	EA	CLIP-ADJUSTABLE SHELF
2	098980-01-000	EA	PILASTER-ADJUSTABLE SHELF, 18" LONG
2	098980-02-000	EA	PILASTER-ADJUSTABLE SHELF, 12" LONG
3	093586-03-000	EA	CATCH-SPRING, ROLLER
4	093586-04-000	EA	STRIKE-SPRING STEEL
5	106913-05-000	EA	SLIDE-DRAWER, CABINET - LEFT SIDE - 18"
5	106913-06-000	EA	SLIDE-DRAWER, CABINET - RIGHT SIDE - 18"
5	106913-07-000	EA	SLIDE-DRAWER, DRAWER MOUNT - LEFT SIDE - 18"
5	106913-08-000	EA	SLIDE-DRAWER, DRAWER MOUNT - RIGHT SIDE - 18"
5	106913-17-000	EA	SLIDE-DRAWER, CABINET - LEFT SIDE - 22"
5	106913-18-000	EA	SLIDE-DRAWER, CABINET - RIGHT SIDE - 22"
5	106913-19-000	EA	SLIDE-DRAWER, DRAWER MOUNT - LEFT SIDE - 22"
5	106913-20-000	EA	SLIDE-DRAWER, DRAWER MOUNT - RIGHT SIDE - 22"
6	107030-01-000	EA	BACKSOCKET-ADJUSTABLE, LEFT
6	107030-02-000	EA	BACKSOCKET-ADJUSTABLE, RIGHT
7	104181-01-01A	EA	SUPPORT-LEAF, 5 3/4" - EXTENDS TO 7 5/8" - SAFETY RING - METAL
8	100711-01-01A	EA	HINGE-DOOR, GLASS
	100707-01-000	EA	SPACER-DOOR, GLASS - 8" DIA - 3" HOLE - PLASTIC
	101272-01-000	EA	CATCH DOOR, GLASS
9	074493-02-000	EA	SUPPORT-PISTON SPRING, CABINET DOOR
10	107435-01-000	EA	PULL-CABINET, BRASS
11	065740-01-000	EA	BRACE-CABINET CORNER, PLASTIC
12	101766-01-000	EA	PIN-SUPPORT, GLASS DOOR
13	105037-02-000	EA	FASTENER-WOOD, CORNER - METAL - 5" X 6"
14	009059-01-000	EA	HINGE-DOOR, 2" X 1 1/4" - BRASS
14	009059-02-000	EA	HINGE-DOOR, 2" X 2 7/8" - BRASS
14	009063-01-000	EA	HINGE-CONTINUOUS, 1 1/2" X 72" - UNPAINTED
15	108138-01-000	EA	HINGE-CABINET DOOR, BURNISHED BRASS
16	016604-01-000	EA	BRACE-CABINET, ANGLE - 2 5/8" - METAL - UNPAINTED
16	016604-03-000	EA	BRACE-CABINET, ANGLE - 2 5/8" - METAL - BEIGE
16	016604-05-000	EA	BRACE-CABINET, L ANGLE - 2 5/8" - METAL - OFF WHITE
17	102327-01-01A	EA	PULL-MIRROR, SQUARE
18	088754-01-000	EA	CATCH MAGNETIC, 1 8/16" X 7"
19	103257-01-000	EA	STOP-DOOR
20	100710-01-01A	EA	LOCK-GLASS DOOR, TWIST TYPE - BRASS
	000G13-06-08G	EA	SCREW, 6-20 X 1/2 PFH - ANTIQUE BRASS
	000G13-06-10G	EA	SCREW
	004354-01-000	EA	BUMPER-RUBBER, 5" DIA - BROWN
	023320-01-000	EA	PAD-FELT, 3/8" DIAMETER - BROWN
	094658-01-Y12	EA	HANDLE-BUNK, 2" X 27" WOOD - OAK
	009148-01-000	EA	PULL-FINGER, 7/8" DIAMETER - BRASS
	042356-01-000	EA	PLUG-BUTTON, MAHOGANY - 3/8" DIAMETER - WOOD

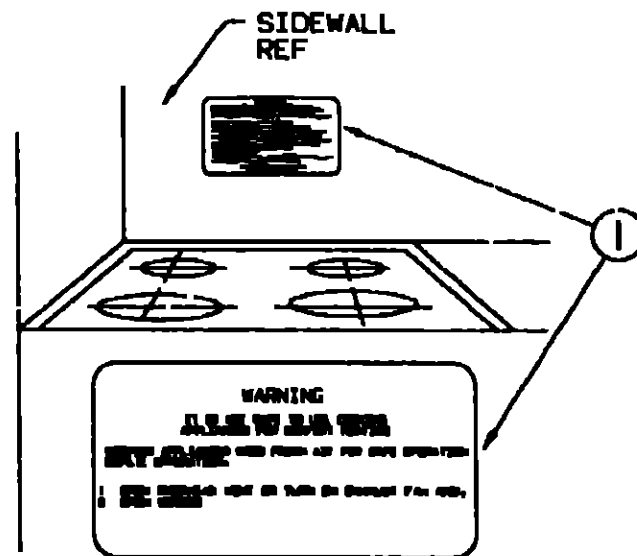
1993 WINNEBAGO
TABLE OF CONTENTS

INTRODUCTION	A-01 -	A-02
ABBREVIATIONS		A-03
ALPHABETICAL INDEX	A-04 -	A-06
WCF27RC	A-07 -	F-02
WCF27RQ	F-03 -	J-20

1993 WCF27RC INDEX

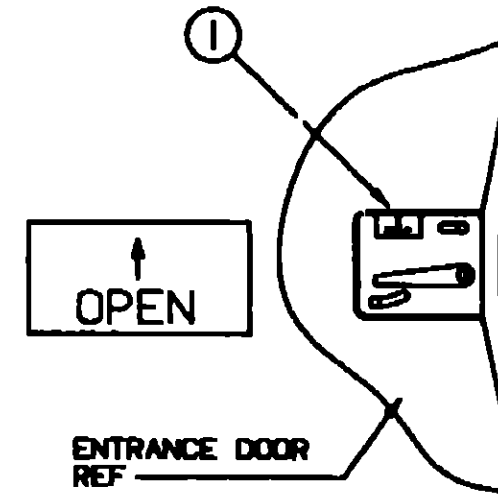
FLOOR PLAN	A-07 -	A-08
ACCESSORIES		A-09
AUDIO VIDEO	A-10 -	A-12
BATH	A-13 -	A-14
BEDROOM	A-15 -	A-16
CHASSIS	A-17 -	B-04
CURTAIN & CUSHION	B-05 -	B-14
DINETTE	B-15 -	B-16
DRIVERS COMPARTMENT	B-17 -	B-21
ELECTRICAL	B-22 -	C-04
EXTERIOR BODY	C-05 -	C-12
GALLEY	C-13 -	C-17
GENERATOR	C-18 -	C-19
HEATING & A/C	C-20 -	D-02
INTERIOR FINISH	D-03 -	D-06
LABELS	D-07 -	D-15
LP		D-16
LOUNGE	D-17 -	D-18
SEALANTS & FASTENERS	D-19 -	D-22
WATER & SEWAGE	D-23 -	E-06
WINDOW, VENT AND		
EXTERIOR DOOR	E-07 -	E-24
WINDSHIELDWIPER	F-01 -	F-02

LABELS GROUP



KEY	PART NUMBER	U/M DESCRIPTION
1	050225-01-000	EA LABEL-WARNING, STOVE VENT - US
1	050222-01-000	EA LABEL-WARNING, STOVE VENT - CANADIAN

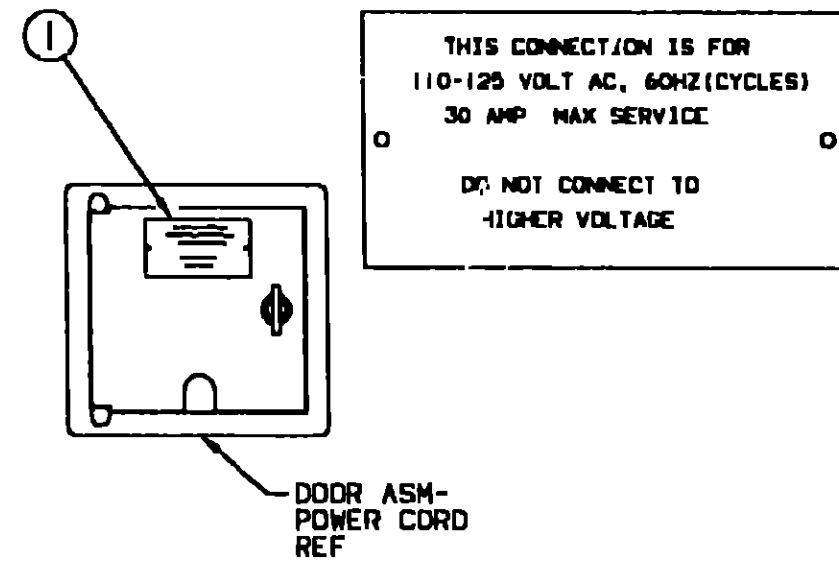
LABELS GROUP (CONTINUED)



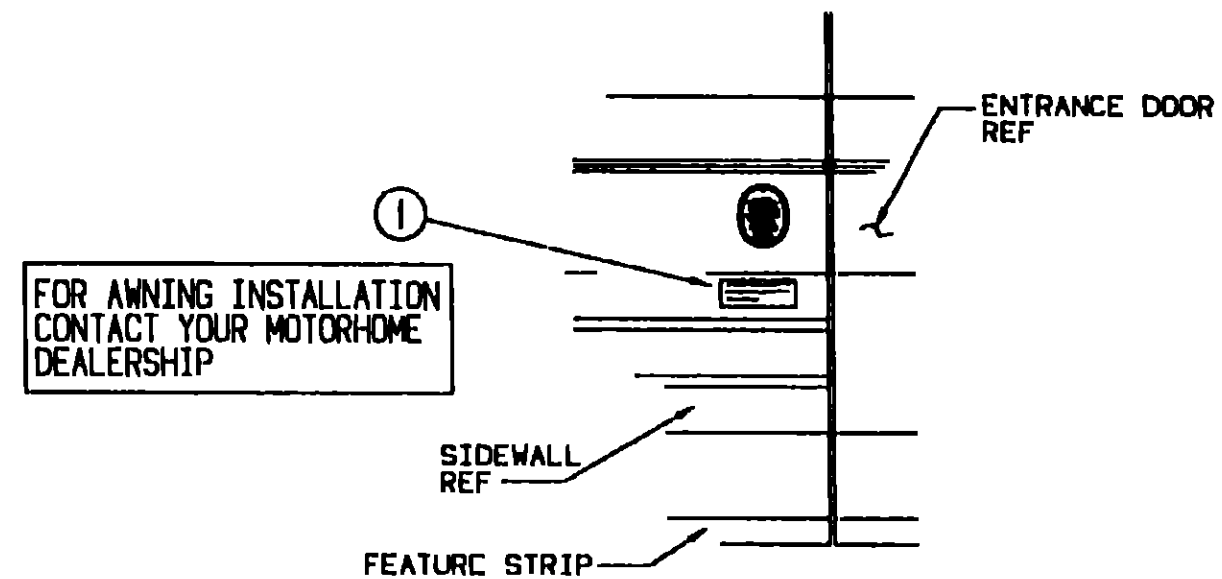
KEY	PART NUMBER	U/M DESCRIPTION
1	040944 01-000	EA LABEL ENTRANCE DOOR, "OPEN"

**1993 WINNEBAGO
TABLE OF CONTENTS**

INTRODUCTION	A-01 -	A-02
ABBREVIATIONS		A-03
ALPHABETICAL INDEX	A-04 -	A-06
WCF27RC	A-07 -	F-02
WCF27RO	F-03 -	J-20



KEY	PART NUMBER	U/M DESCRIPTION
1	006062 01-000	EA TAG ELECTRIC, 110V CONNECTION

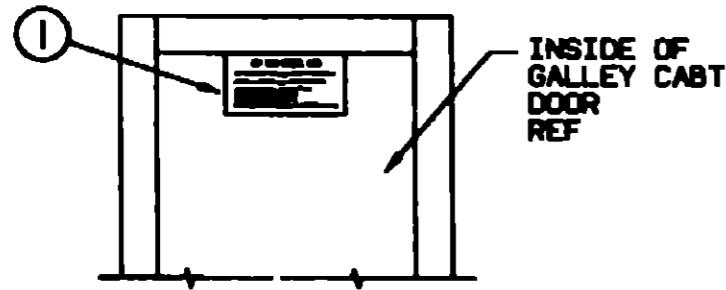


KEY	PART NUMBER	U/M DESCRIPTION
1	099509 01-000	EA LABEL-AWNING INSTALLATION

1993 WCF27RC INDEX

FLOOR PLAN	A-07 -	A-08
ACCESSORIES		A-09
AUDIO VIDEO	A-10 -	A-12
BATH	A-13 -	A-14
BEDROOM	A-15 -	A-16
CHASSIS	A-17 -	B-04
CURTAIN & CUSHION	B-05 -	B-14
DINETTE	B-15 -	B-16
DRIVERS COMPARTMENT	B-17 -	B-21
ELECTRICAL	B-22 -	C-04
EXTERIOR BODY	C-05 -	C-12
GALLEY	C-13 -	C-17
GENERATOR	C-18 -	C-19
HEATING & A/C	C-20 -	D-02
INTERIOR FINISH	D-03 -	D-06
LABELS	D-07 -	D-15
LP		D-16
LOUNGE	D-17 -	D-18
SEALANTS & FASTENERS	D-19 -	D-22
WATER & SEWAGE	D-23 -	E-08
WINDOW, VENT AND		
EXTERIOR DOOR	E-07 -	E-24
WINDSHIELD/WIPER	F-01 -	F-02

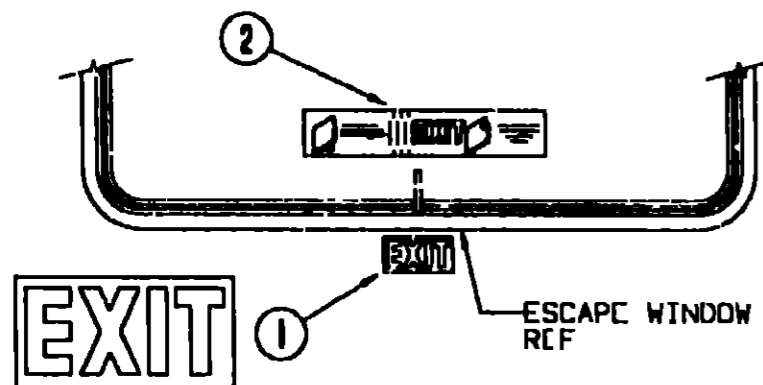
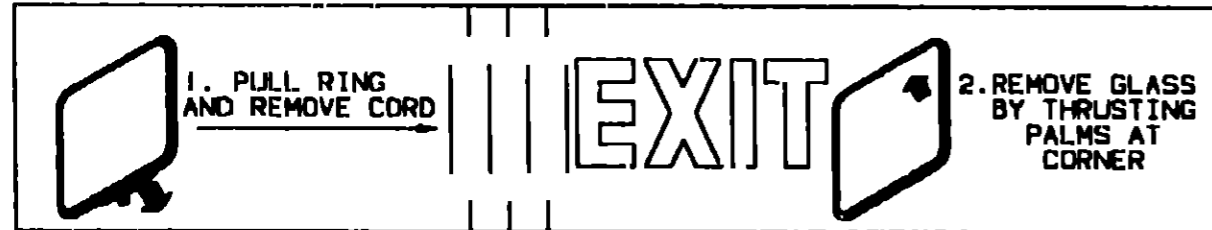
LABELS GROUP (CONTINUED)



IF YOU SMELL GAS

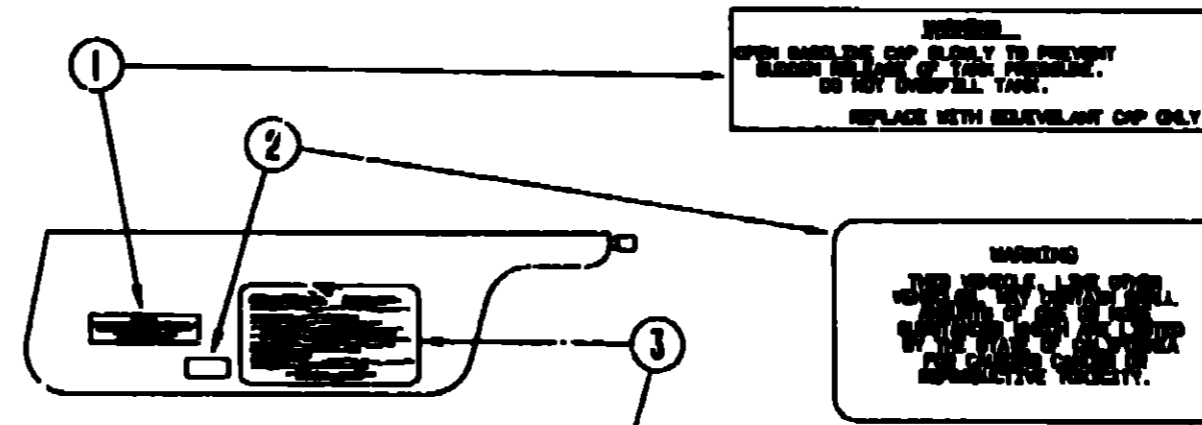
1. EXTINGUISH ANY OPEN FLAME, FLUO LIGHTS AND ALL OTHERS.
2. SHUT OFF THE GAS SUPPLY AT THE TANK VALVE OR GAS SUPPLY CONNECTION.
3. OPEN DOORS AND OTHER VENTILATING OPENINGS.
4. DO NOT TOUCH ELECTRICAL SWITCHES.
5. LEAVE THE AREA UNTIL GAS IS CLEAR.
6. HAVE THE GAS SYSTEM CHECKED AND LEAKAGE SOURCE CORRECTED BEFORE USING AGAIN.

KEY	PART NUMBER	U/M DESCRIPTION
1	073998 01 000	EA LABEL-LPG ODOR WARNING



KEY	PART NUMBER	U/M DESCRIPTION
1	039290 01-000	EA LABEL WARNING, EXIT
2	107571-01-000	EA LABEL-ESCAPE EXIT, WINDOW

LABELS GROUP (CONTINUED)



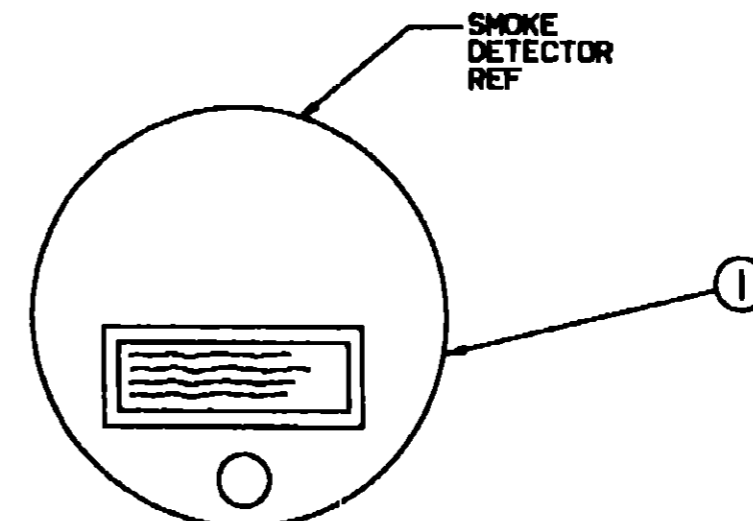
CAUTION

THIS MOTOR HOME HAS BEEN DESIGNED, MANUFACTURED AND TESTED WITH CONCERN FOR THE PROTECTION OF IT'S OCCUPANTS. WE REQUESTED YOU PERFORM THE FOLLOWING INSPECTIONS FOR YOUR SAFETY AND THE SAFETY OF YOUR PASSENGERS BEFORE STARTING YOUR VEHICLE.

1. LP GAS SYSTEM- TURN OFF AT TANK FOR TRAVELING. TEST FOR LEAKS UPON ARRIVAL AT DESTINATION. BEFORE LIGHTING PILOTS.
2. WHEELS- INSPECT FOR DAMAGE AND CHECK LUB RATS FOR TIGHTNESS.
3. TIRES- INSPECT FOR WEAR AND DAMAGE AND CHECK FOR RECOMMENDED AIR PRESSURE.
4. LIGHTING- TEST FOR PROPER OPERATION OF ALL INTERIOR AND EXTERIOR LIGHTS INCLUDING BURN LIGHTS, HEADLIGHTS, TAIL LIGHTS, BRAKE LIGHTS, CLEARANCE LIGHTS AND TURN SIGNALS.
5. EXITS- INSPECT RELEASE MECHANISM ON EMERGENCY EXIT KNOB. TEST BOTH LEADS ON MAIN ENTRANCE DOOR FOR EASE OF OPERATION AND INSTRUCT PASSENGERS HOW TO USE BOTH RELEASE OF EXIT.
6. SEAT BELTS- DIRECT PASSENGERS TO SEATED SEATS AND REMIND USE OF SEAT BELTS.
7. APPLIANCES- TURN OFF AND LATCH OR LOCK DOORS WHERE PROVIDED.
8. LOOSE PARCELS- STORE SECURELY.
9. UTILITY SUPPLY LINES- DISCONNECT ALL ELECTRIC, WATER AND WATER LINES AND SECURE PROPERLY.
10. ENTRANCE DOOR STOP- PLACE IN RETRACTED POSITION FOR TRAVELING.

READ YOUR MOTOR HOME AND CHASSIS OWNER'S MANUAL FOR FURTHER PRECAUTIONS

KEY	PART NUMBER	U/M DESCRIPTION
1	087207-05-000	EA LABEL-FUEL CAP REMOVAL
2	099689 01-000	EA LABEL-WARNING, CANCER/TOXICITY
3	056259 01-000	EA LABEL-SAFETY CHECK LIST



WARNING: TEST SMOKE DETECTOR OPERATION AFTER VEHICLE HAS BEEN IN STORAGE, BEFORE EACH TRIP AND AT LEAST ONCE PER WEEK DURING USE.

KEY	PART NUMBER	U/M DESCRIPTION
1	077956 01 000	EA LABEL-WARNING, SMOKE DETECTOR

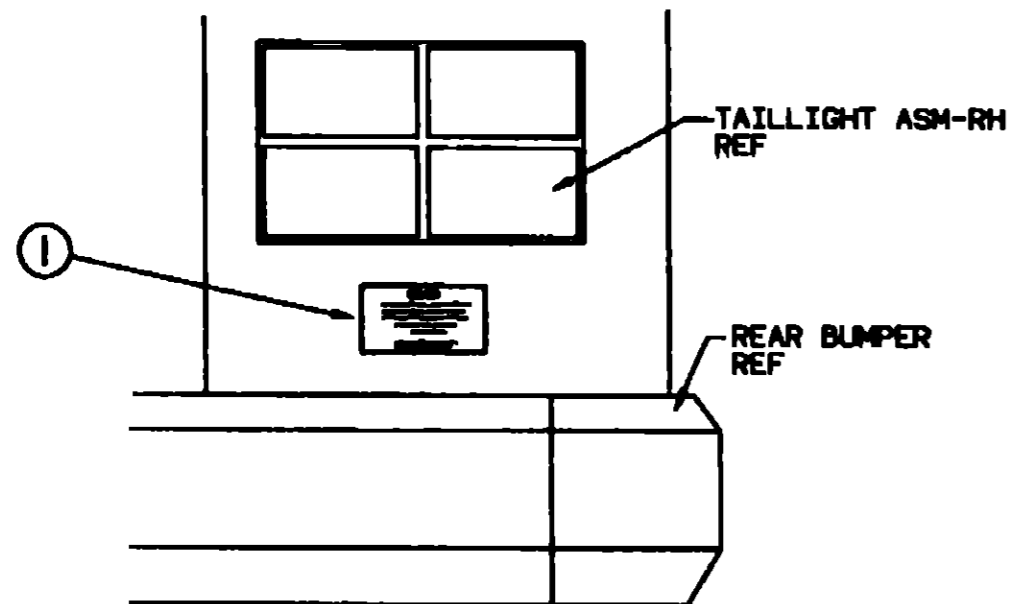
1993 WINNEBAGO TABLE OF CONTENTS

INTRODUCTION	A-01 - A-02
ABBREVIATIONS	A-03
ALPHABETICAL INDEX	A-04 - A-06
WCF27RC	A-07 - F-02
WCF27RQ	F-03 - J-20

1993 WCF27RC INDEX

FLOOR PLAN	A-07 - A-08
ACCESSORIES	A-09
AUDIO VIDEO	A-10 - A-12
BATH	A-13 - A-14
BEDROOM	A-15 - A-16
CHASSIS	A-17 - B-04
CURTAIN & CUSHION	B 05 - B-14
DINETTE	B-15 - B-16
DRIVERS COMPARTMENT	B 17 - B-21
ELECTRICAL	B-22 - C-04
EXTERIOR BODY	C-05 - C-12
GALLEY	C-13 - C-17
GENERATOR	C-18 - C-19
HEATING & A/C	C-20 - D 02
INTERIOR FINISH	D-03 - D-06
LABELS	D-07 - D-15
LP	D-16
LOUNGE	D-17 - D-18
SEALANTS & FASTENERS	D-19 - D-22
WATER & SEWAGE	D-23 - E-06
WINDOW, VENT AND EXTERIOR DOOR	E-07 - E-24
WINDSHIELD/WIPER	F-01 - F-02

LABELS GROUP (CONTINUED)



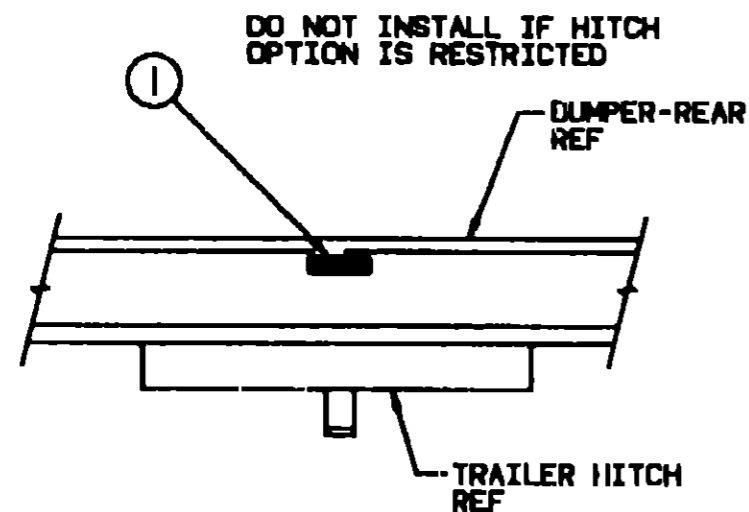
WARNING

DO NOT EXCEED THE VEHICLE WEIGHT RATINGS OR LOADING RECOMMENDATIONS (E.G., GROSS VEHICLE, GROSS AXLE, GROSS COMBINED) OF THE CHASSIS MANUFACTURER OR WINNEBAGO IND.

REFER TO YOUR OWNERS MANUAL, BEFORE LOADING OR TOWING.

KEY PART NUMBER
1 075220 01-000

U/M DESCRIPTION
EA LABEL-WARNING, EXTERIOR LOAD



TOWING CAPACITY

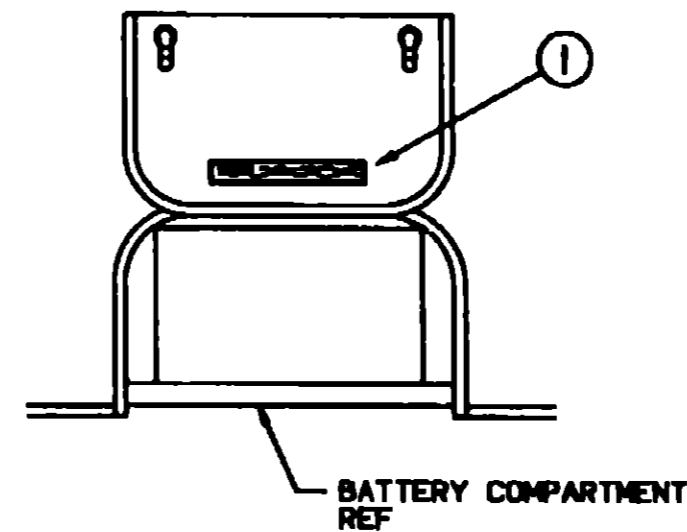
TOWED VEHICLE 3500 LB. GROSS MAXIMUM
HITCH BALL 200 LB. MAXIMUM

KEY PART NUMBER
1 075221-03-000

U/M DESCRIPTION
EA LABEL-TRAILER HITCH

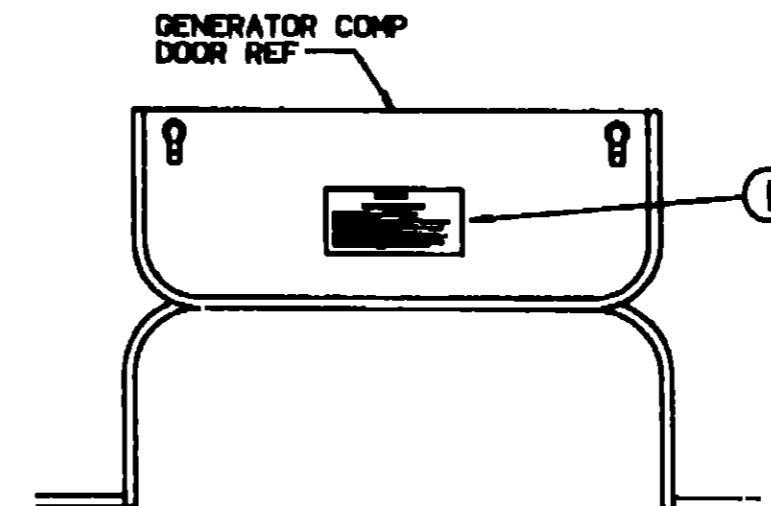
LABELS GROUP (CONTINUED)

WARNING DISCONNECT BATTERIES BEFORE CONNECTING EXTERNAL CHARGING EQUIPMENT.



KEY PART NUMBER
1 065748-01-000

U/M DESCRIPTION
EA LABEL-CAUTION, BATTERY CHARGING



WARNING

WHEN ADDING A GENERATOR SET:

HIGH VOLTAGE-USE EXTREME CAUTION WHEN WORKING ON ELECTRICAL COMPONENTS.
HAVE ALL ELECTRICAL INSTALLATION PERFORMED BY A QUALIFIED LICENSED ELECTRICIAN-FOLLOW ALL STATE AND LOCAL CODES.
ONLY INSTALL GENERATOR SET APPROVED FOR R.V. APPLICATION. HAVE INSTALLED BY QUALIFIED TECHNICIAN.
TO AVOID HEAT BUILD-UP AND TO GUARANTEE AN ADEQUATE AIR SUPPLY TO THE GENERATOR COMPARTMENT, FOLLOW INSTALLATION INSTRUCTIONS.
GENERATOR EXHAUST EXHAUST GASES ARE TOXIC AND MUST NOT YOBREDATE UNDER THE VEHICLE-EXHAUST EXHAUST AWAY FROM VEHICLE.

KEY PART NUMBER
1 077510-01-000

U/M DESCRIPTION
EA LABEL-GENERATOR PREP

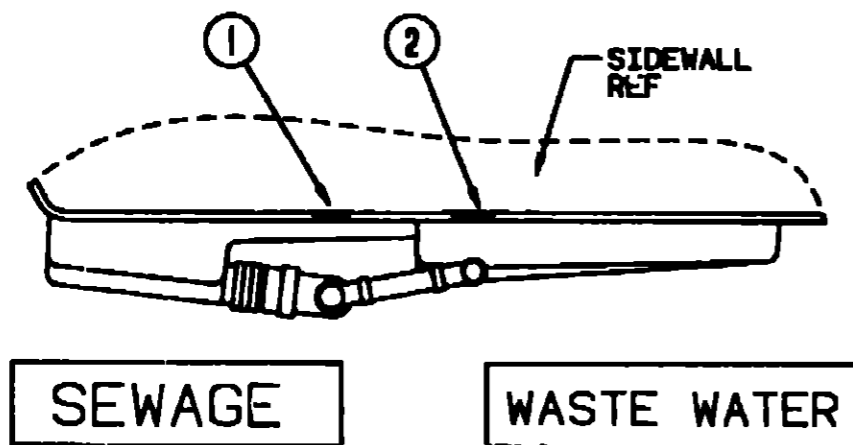
1993 WINNEBAGO TABLE OF CONTENTS

INTRODUCTION	A-01 -	A-02
ABBREVIATIONS		A-03
ALPHABETICAL INDEX	A-04 -	A-06
WCF27RC	A-07 -	F-02
WCF27RQ	F-03 -	J-20

1993 WCF27RC INDEX

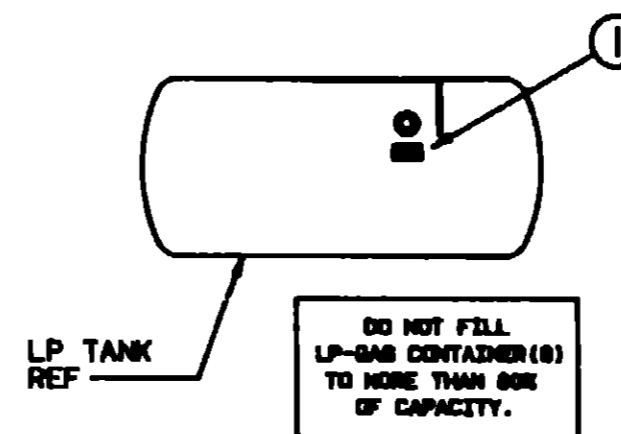
FLOOR PLAN	A-07 -	A-08
ACCESSORIES		A-09
AUDIO VIDEO	A-10 -	A-12
BATH	A-13 -	A-14
BEDROOM	A-15 -	A-16
CHASSIS	A-17 -	B-04
CURTAIN & CUSHION	B 05 -	B-14
DINETTE	B-15 -	B 16
DRIVERS COMPARTMENT	B-17 -	B-21
ELECTRICAL	B-22 -	C-04
EXTERIOR BODY	C-05 -	C-12
GALLEY	C-13 -	C-17
GENERATOR	C-18 -	C-19
HEATING & A/C	C-20 -	D-02
INTERIOR FINISH	D-03 -	D-06
LABELS	D 07 -	D-15
LP		D-16
LOUNGE	D 17 -	D-18
SEALANTS & FASTENERS	D-19 -	D-22
WATER & SEWAGE	D-23 -	E-06
WINDOW, VENT AND EXTERIOR DOOR	E-07 -	E-24
WINDSHIELD/WIPER	F-01 -	F-02

LABELS GROUP (CONTINUED)



KEY	PART NUMBER	U/M DESCRIPTION
1	006187-01 000	EA LABEL-SEWAGE
2	006188 01 000	EA LABEL-WASTE WATER

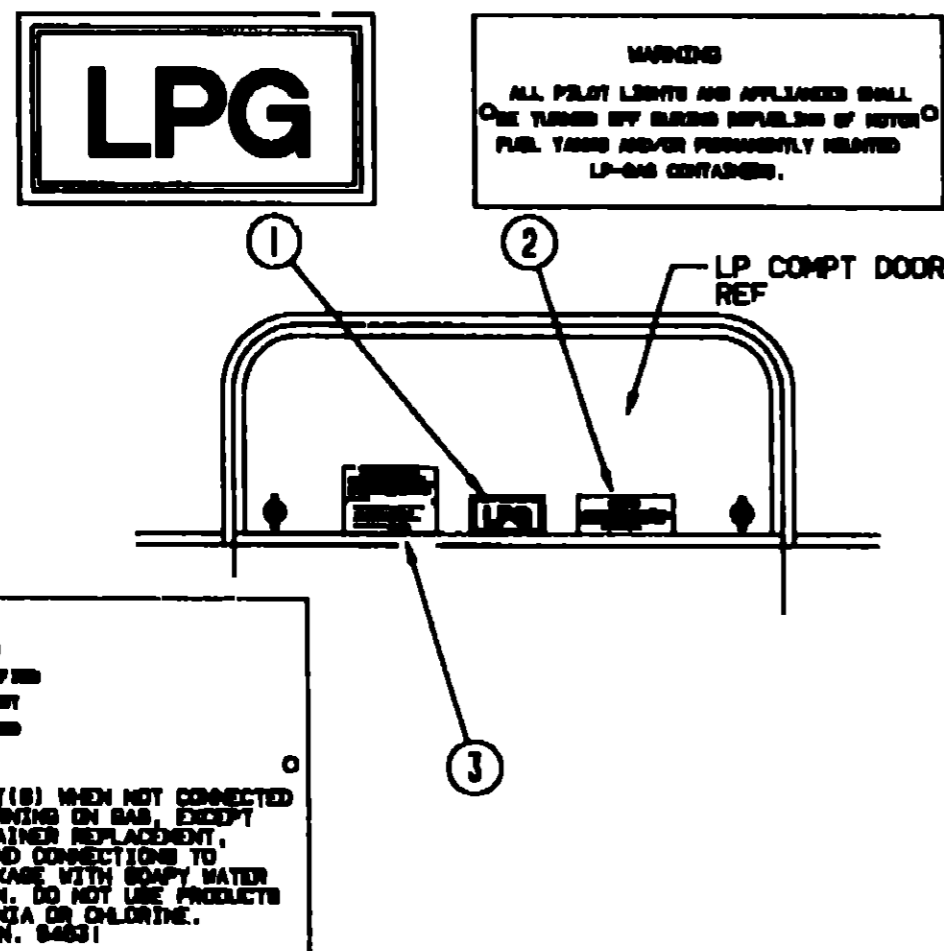
LABELS GROUP (CONTINUED)



KEY	PART NUMBER	U/M DESCRIPTION
1	079965-01-000	EA LABEL-LPG, 80 LB CAPACITY

1993 WINNEBAGO TABLE OF CONTENTS

INTRODUCTION	A-01 - A-02
ABBREVIATIONS	A-03
ALPHABETICAL INDEX	A-04 - A-06
WCF27RC	A-07 - F-02
WCF27RQ	F-03 - J-20

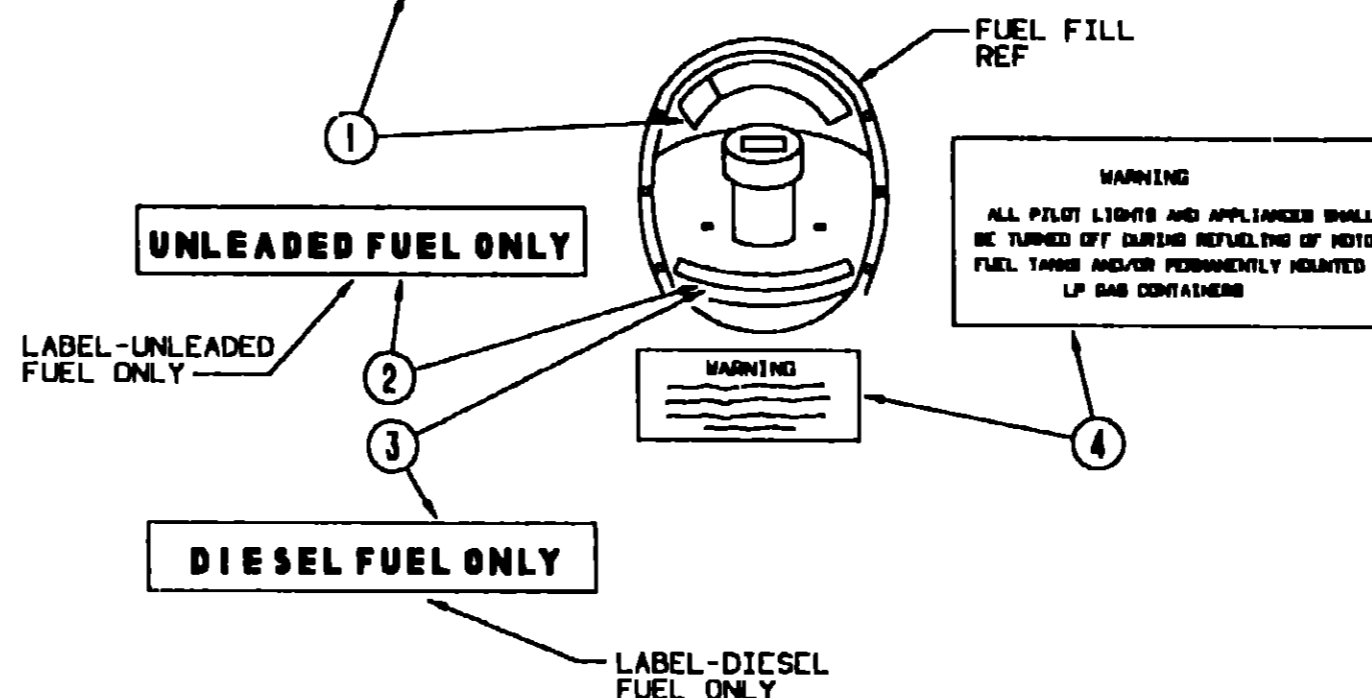


KEY	PART NUMBER	U/M DESCRIPTION
1	074559 01-000	EA DECAL LOGO, LPG - RED - (CALIF CODE)
2	006040 01-000	EA TAG-GAS REFUELING WARNING
2	006040 02-000	EA TAG-GAS REFUEL WARNING, CANADIAN
3	054531-01-000	EA LABEL-LP GAS ONLY
3	023769 01-000	EA LABEL-WARNING, LPG - CANADIAN

CAUTION
 TO HELP AVOID PERSONAL INJURY DURING REMOVAL OF FUEL FILLER CAP, SLOWLY LOOSEN CAP 1/2 TURN TO ALLOW ANY FUEL PRESSURE TO BE RELIEVED BEFORE TURNING CAP FURTHER.

FUEL SPRAY MAY CAUSE PERSONAL INJURY
 STOP ADDING FUEL AFTER FIRST SHUTOFF BY AUTOMATIC NOZZLE WHEN TANK IS NEARLY FULL. DO NOT OVERFILL FUEL TANK. SEE OWNERS MANUAL FOR ADDITIONAL INFORMATION.

PRINTED IN U.S.A. RLC PT NO 18611763



KEY	PART NUMBER	U/M DESCRIPTION
1	087207-05-000	EA LABEL-FUEL CAP REMOVAL
2	062043 01-000	EA LABEL FUEL, UNLEADED
3	068383 01-000	EA LABEL-DIESEL FUEL
4	006040 01-000	EA TAG-GAS REFUELING WARNING
4	006040 02-000	EA TAG-GAS REFUEL WARNING, CANADIAN

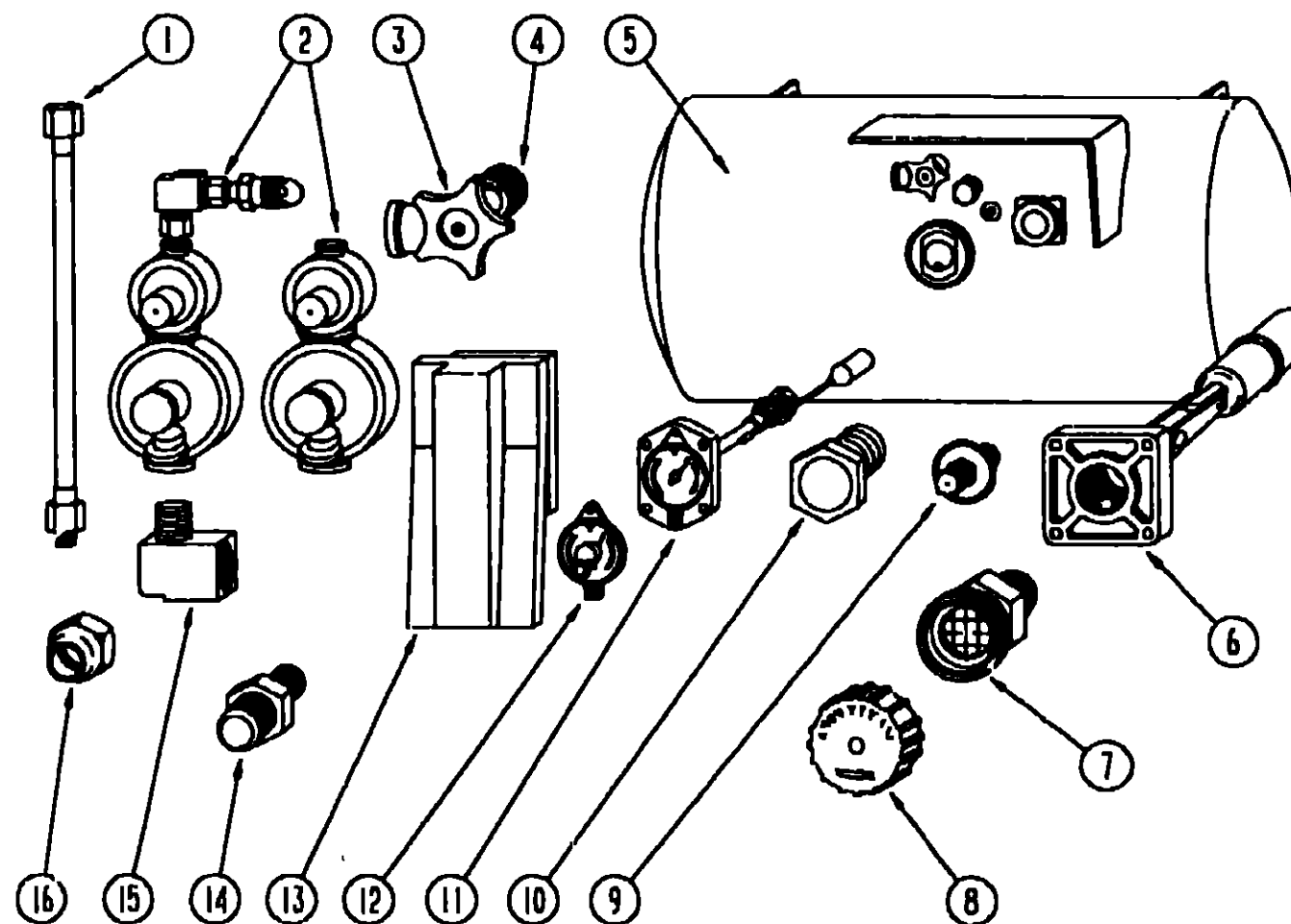
1993 WCF27RC INDEX

FLOOR PLAN	A-07 - A-08
ACCESSORIES	A-09
AUDIO VIDEO	A-10 - A-12
BATH	A-13 - A-14
BEDROOM	A-15 - A-16
CHASSIS	A-17 - B-04
CURTAIN & CUSHION	B-05 - B-14
DINETTE	B-15 - B-16
DRIVERS COMPARTMENT	B-17 - B-21
ELECTRICAL	B-22 - C-04
EXTERIOR BODY	C-05 - C-12
GALLEY	C-13 - C-17
GENERATOR	C-18 - C-19
HEATING & A/C	C-20 - D-02
INTERIOR FINISH	D-03 - D-06
LABELS	D-07 - D-15
LP	D-16
LOUNGE	D-17 - D-18
SEALANTS & FASTENERS	D-19 - D-22
WATER & SEWAGE	D-23 - E-06
WINDOW, VENT AND EXTERIOR DOOR	E-07 - E-24
WINDSHIELD/WIPER	F-01 - F-02

LABELS GROUP (CONTINUED)
MISCELLANEOUS LABELS

KEY	PART NUMBER	U/M DESCRIPTION
	093236-09-000	EA LABEL-CIRCUIT BREAKER, FRONT
	090342-01-000	EA LABEL-VAPOR RELIEF
	061417-01-000	EA LABEL-FUEL, ON FUEL FILL DOOR
	006064-01-000	EA LABEL-SEAT W/O SEATBELT
	091224-02-000	EA LABEL-TRAILER LIGHTING
	091243-01-000	EA LABEL-A/C COVER, "AIR CONDITIONING CIRCUIT ETC"
	098379-03-000	EA LABEL-ELECTRICAL BOX, FRONT
	098379-04-000	EA LABEL-ELECTRICAL BOX, SIDE
	098641-01-000	EA LABEL-FUEL, UNLEADED - DASH
	104678-01-000	EA LABEL-CB PREP
	079966-01-000	EA LABEL-WARNING, STOWED, MOTION
	111104-01-000	EA LABEL HITCH, READ MANUAL

LP GROUP



LP TANK & COMPONENTS

KEY	PART NUMBER	U/M DESCRIPTION
1	045703-01-000	EA HOSE-LP, 3/8" ID X 24" - 3/8" MPT X 1/2" F SWIVEL - US
1	045703-02-000	EA HOSE-LP, 3/8" ID X 24" - 3/8" MPT X 1/2" F SWIVEL - CANADIAN
2	106150-01-000	EA REGULATOR-TWO STAGE
2	106150-02-000	EA REGULATOR-TWO STAGE - EUROPEAN
3	040421-01-708	EA HANDWHEEL-VAPOR RELIEF VALVE, BRUNNER G-1015-A
4	040421-01-712	EA VALVE-SERVICE W/O VAPOR RELIEF, 29000853
5	097821-01-000	EA TANK LP, 60 LB BRUNNER - 14" X 30"
6	040421-01-711	EA VALVE - 80% W/FLOAT, PLATE, BOLTS & GASKET - BRUNNER
7	040421-01-701	EA VALVE-SHORT LP FILLER W/YELLOW CAP - BRUNNER 75478
8	040421-01-702	EA CAP-LP FILLER VALVE, PLASTIC - YELLOW - BRUNNER G-1014-A
9	040421-01-700	EA GAUGE-LIQUID LEVEL, 20% LP - BRUNNER G-1013
10	040421-01-713	EA PRESSURE RELIEF VALVE
11	040421-01-707	EA GAUGE-FLOAT W/VISIBLE DIAL - BRUNNER MA-9 6244-4
12	040440-02-000	EA TRANSMITTER-DIAL, 90 OHM
13	105658-01-000	EA COMPARTMENT-LP REGULATOR
14	010323-01-000	EA ADAPTER-BRASS, 3/8" F X 1/2" MPT
14	010329-01-000	EA ADAPTER-BRASS, 1/2" F X 1/2" MPT
15	065318-02-000	EA ELBOW - 90 DEGREE, 3/8" MPT TO 3/8" FPT
16	010377-02-000	EA NUT-BRASS, 3/8 FEMALE - FORGED
	036346-01-000	EA BUSHING-STEEL, 3/4" MPT X 1/2" FPT - EXPORT OPTION
	065742-01-000	EA TEE, 3/8" F X 3/8" F X .25" FPT - BRASS
	065741-01-000	EA GAUGE-DIAPHRAGM PRESSURE - MARSHALLTOWN MFG
	071391-02-000	EA NIPPLE-HEX, 1/4 PIPE - 3325 X 4 WEATHERHEAD - US
	008042-01-000	FT TUBING-VINYL, 65" ID
	095624-01-000	EA ELBOW-BRASS, 90 DEGREE - 1/4" FPT X 1/4" FPT - US
	103613-01-000	EA DETECTOR-LP GAS

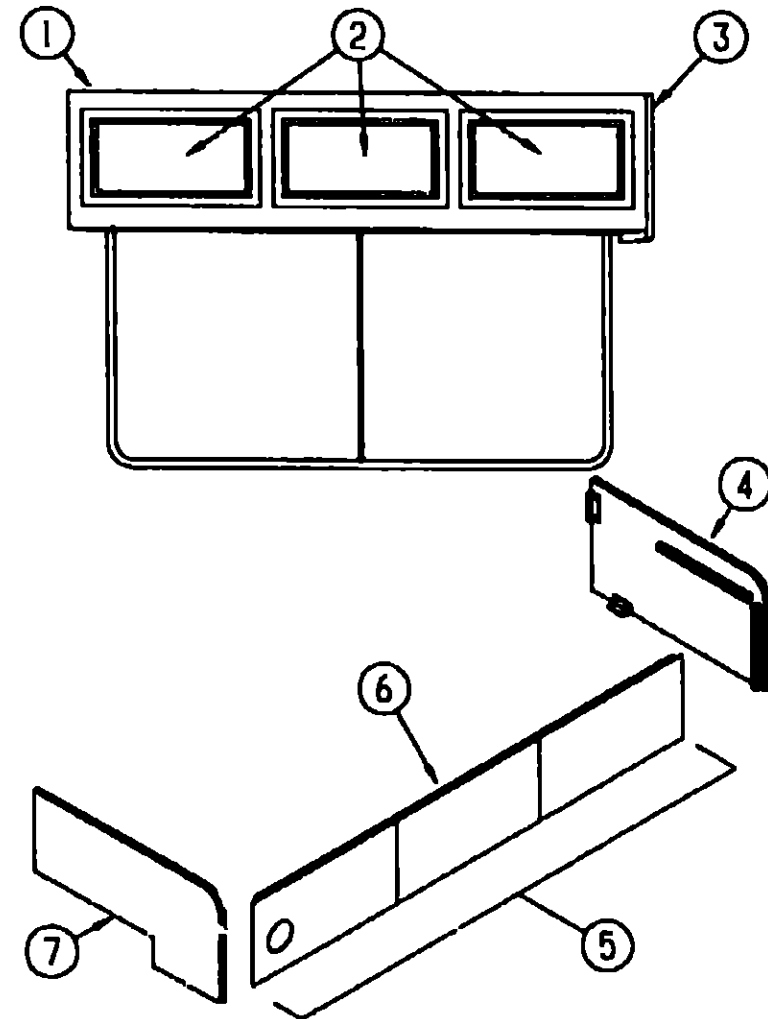
1993 WINNEBAGO
TABLE OF CONTENTS

INTRODUCTION	A-01 -	A-02
ABBREVIATIONS		A-03
ALPHABETICAL INDEX	A-04 -	A-08
WCF27RC	A-07 -	F-02
WCF27RQ	F-03 -	J-20

1993 WCF27RC INDEX


FLOOR PLAN	A-07 -	A-08
ACCESSORIES		A-09
AUDIO VIDEO	A-10 -	A-12
BATH	A-13 -	A-14
BEDROOM	A-15 -	A-16
CHASSIS	A-17 -	B-04
CURTAIN & CUSHION	B-05 -	B-14
DINETTE	B-15 -	B-16
DRIVERS COMPARTMENT	B-17 -	B-21
ELECTRICAL	B-22 -	C-04
EXTERIOR BODY	C-05 -	C-12
GALLEY	C-13 -	C-17
GENERATOR	C-18 -	C-19
HEATING & A/C	C-20 -	D-02
INTERIOR FINISH	D-03 -	D-06
LABELS	D-07 -	D-15
LP		D-16
LOUNGE	D-17 -	D-18
SEALANTS & FASTENERS	D-19 -	D-22
WATER & SEWAGE	D-23 -	E-06
WINDOW, VENT AND		
EXTERIOR DOOR	E-07 -	E-24
WINDSHIELD/WIPER	F-01 -	F-02

LOUNGE GROUP



DRIVERS SIDE LOUNGE

LOUNGE GROUP (CONTINUED)



PASSENGER SIDE LOUNGE

**1993 WINNEBAGO
TABLE OF CONTENTS**

INTRODUCTION	A-01 -	A-02
ABBREVIATIONS		A-03
ALPHABETICAL INDEX	A-04 -	A-06
WCF27RC	A-07 -	F-02
WCF27RQ	F-03 -	J-20

1993 WCF27RC INDEX

FLOOR PLAN	A-07 -	A-08
ACCESSORIES		A-09
AUDIO VIDEO	A-10 -	A-12
BATH	A-13 -	A-14
BEDROOM	A-15 -	A-16
CHASSIS	A-17 -	B-04
CURTAIN & CUSHION	B-05 -	B-14
DINETTE	B-15 -	B-18
DRIVERS COMPARTMENT	B-17 -	B-21
ELECTRICAL	B-22 -	C-04
EXTERIOR BODY	C-05 -	C-12
GALLEY	C-13 -	C-17
GENERATOR	C-18 -	C-19
HEATING & A/C	C-20 -	D-02
INTERIOR FINISH	D-03 -	D-06
LABELS	D-07 -	D-15
LP		D-16
LOUNGE	D-17 -	D-18
SEALANTS & FASTENERS	D-19 -	D-22
WATER & SEWAGE	D-23 -	E-06
WINDOW, VENT AND EXTERIOR DOOR	E-07 -	E-24
WINDSHIELD/WIPER	F-01 -	F-02

KEY	PART NUMBER	U/M DESCRIPTION
1	M05019-44 D09	EA CABINET-OVERHEAD, W/O DOORS
2	P04746-05 D09	EA DOOR-CABINET, W/O HARDWARE - 15.74" X 20.47"
3	103128-01-C05	CA CAP-END, OVERHEAD - FRONT
4	M04187-39 D09	EA PANEL-COUCH CABINET - LEFT SIDE - FABRIC COVERED (D09)
4	M04187-39 D10	EA PANEL-COUCH CABINET - LEFT SIDE - FABRIC COVERED (D10/D11)
5	M04187-42-D09	EA PANEL-COUCH CABINET - FRONT - W/DOOR - FABRIC COVERED (D09)
5	M04187-42-D10	EA PANEL-COUCH CABINET - FRONT - W/DOOR - FABRIC COVERED (D10/D11)
6	M04187-41 D09	EA DOOR CABINET, W/O HARDWARE - 12 2" X 24 8" - FABRIC COVERED (D09)
6	M04187-41-D10	EA DOOR-CABINET, W/O HARDWARE - 12 2" X 24 8" - FABRIC COVERED (D10/D11)
7	M04187-38-D09	EA PANEL-COUCH CABINET - RIGHT SIDE - W/FABRIC (D09)
7	M04187-38 D10	EA PANEL COUCH CABINET - RIGHT SIDE - W/FABRIC (D10/D11)
	105947-01-000	EA BRACKET-HOLD DOWN, COUCH - CANADIAN
	082525-01-000	EA BRACE-COUCH, FLOOR MOUNT - ANGLE 3" LONG - METAL
	083125-05 000	EA BRACE-ANGLE, COUCH - 2 5" - BEIGE

KEY	PART NUMBER	U/M DESCRIPTION
1	M05019-38-D09	EA CABINET-OVERHEAD, W/O DOORS
2	P04746-01-D09	EA DOOR-CABINET, W/C HARDWARE - 255 MM X 640 MM
	104006-01-C05	EA LID-ENTRANCE STEP COMPARTMENT, W/O CARPET
	101222-01-01A	EA BRACKET-CATCH, LID - BEIGE
	107941-01-02A	EA SUPPORT-LID, ENTRANCE STEP - OFF WHITE
	042541-04 000	EA LATCH-BRASS, HASP TYPE - BRASS

SEALANTS & FASTENERS GROUP
ADHESIVE

KEY	PART NUMBER	U/M DESCRIPTION
	004020-01-000	QT ADHESIVE-ABS CEMENT, QUART
	081377-01-700	EA ADHESIVE-CYANOACRYLATE, 10 GRAM TUBE
	087211-01-000	GL ADHESIVE-PROMOTER
	004005-02-000	EA ADHESIVE-SWIFTS, 1 GAL - W1333
	062917-03-000	EA ADHESIVE LOCTITE 242, LOCTITE 242, SIDE 41

CLAMPS, GROMMETS AND MISCELLANEOUS FASTENERS

KEY	PART NUMBER	U/M DESCRIPTION
	007161-01-000	EA CLAMP-HOSE, SPRING TYPE - 1/2"
	010495-01-000	EA CLAMP-CABLE, 9/16"
	010497-01-000	EA CLAMP-CLOSED, 5/8" ID
	010497-04-000	EA CLAMP-CLOSED, 1 62" ID
	010497-05-000	EA CLAMP-CLOSED, 1/2" ID
	010499-01-000	EA CLAMP-CLOSED, 3/8" ID
	062401-01-000	EA CLAMP HOSE, WORMGEAR 25" - 1"
	062401-02-000	EA CLAMP HOSE, WORMGEAR, 1.56" - 2 5"
	062401-04-000	EA CLAMP-HOSE, WORMGEAR 69" - 1 25"
	062401-06-000	EA CLAMP-HOSE, WORMGEAR 22" - 62"
	062401-11-000	EA CLAMP-HOSE, WORMGEAR 3 56" - 4 5"
	075148 02-000	EA CLAMP-GROUNDING, BRONZE SCREWS
	080734-02-000	EA CLIP-WIRE, NYLON
	083609 01-000	EA CLAMP-WIRE, DUAL EQUAL - 5/8" DIAMETER
	083610-01-000	EA CLAMP-WIRE, DUAL - UNEQUAL DIAMETERS - .75" & 1 25"
	016188 03-000	EA GROMMET-L/P LINE, 3/8" HOLE X 2 1/2" LONG - RUBBER
	016188-05-000	EA GROMMET-L/P LINE, 3/8" HOLE X 1 1/4" LONG - RUBBER
	023942 01-000	EA GROMMET-RUBBER, 2" OD
	071015-35-000	EA GROMMET - 1 25 ID, FITS 187 MATERIAL - MINOR Z-710
	099637-01-000	EA GROMMET-RUBBER, .37" X .94" DIAMETER - BLACK
	086285-01-000	EA SPACER-NYLON, 5" OD X 257" ID
	081211-05-000	EA PLUG-PLASTIC, 188 DIA - NATURAL
	058134 02-000	EA HOLDER-RING, 1.5" ID PIPE SIZE - STEEL
	077955 01-000	EA J CLIP-VINYL COATED, 3/8" USED IN WIRING TO CLEARANCE LIGHTS
	029094-04-000	YD VELCRO TAPE-LOOP, 1" WIDE - BLACK
	029096 03-000	YD VELCRO TAPE-HOOK, 1" WIDE - BLACK
	085774 01-000	FT FASTENER-DUAL HOOK, 1" WIDE - ADHESIVE BACK - BLACK
	085774 02-000	FT FASTENER-DUAL LOOP, 1" WIDE ADHESIVE BACK - BLACK
	008343 01-000	EA TIE-WIRE, 6"
	008343 02 000	EA TIE-WIRE, 14"
	094362-02-000	EA CLIP-XMAS TREE, FLAT HEAD

SEALANTS & FASTENERS GROUP (CONTINUED)
NUTS AND RIVETS

KEY	PART NUMBER	U/M DESCRIPTION
	000D14-05-00B	EA NUT-HEX, 5/16-18 - ZN 5
	000D24-10-00B	EA NUT-HEX, SF/LK - 10-32 ZN
	000D34-04-00B	EA NUT-HEX, LK 1/4 - 20 ZN
	000D34-06-00B	EA NUT-HEX, LK - 3/8 - 16 GRADE C ZN - PREVAILING TORQUE
	000D39-04-00B	EA NUT-HEX, SER FLG LK 1/4 - 20 ZN
	000D39-06-00B	EA NUT-HEX, SER FLG LK - 3/8-16 ZN
	000D39 08-00B	EA NUT-HEX, SER FLG LK - 1/2-13 ZN
	000D44-07-00B	EA NUT-HEX, SER FLG LK - 7/16-20 ZN
	000D46-04 00A	EA NUT-HEX, WELD - 1/4-20 PLAIN - SHORT PILOT
	044364-02-000	EA NUT-SPEED, FLAT - ROUND
	063253-07-000	EA NUT-J, #8A - .120- 130 PANEL THICKNESS
	104369 01-000	EA NUT-HEX, HEAVY - 5/8-11 UNC
	040921-04 000	EA NUT-SPEED, U TYPE - NO 8
	041930-02-000	EA RIVET-POP, AL 1/8 X 188 250 - OFF WHITE DOME
	069592-02 000	EA RIVET-T (POP) - 1/4 X 093- 156
	063729-01-000	EA RIVNUT, 1/4 X 20 UNC - 030- 125

SCREWS

KEY	PART NUMBER	U/M DESCRIPTION
	000G11-06-06B	EA SCREW, 6-20 X 3/8 PPH - ZINC
	000G11-06 08B	EA SCREW, 6 20 X 1/2 PPH - ZINC
	000G11 06-10J	EA SCREW, 6-20 X 5/8 PPH - BRASS
	000G11-06-10B	EA SCREW, 6 20 X 5/8 PPH - ZINC
	000G11-07-08B	EA SCREW, 7-19 X 1/2 PPH - ZINC
	000G11-08 06B	EA SCREW, 8-18 X 3/8 PPH - ZINC
	000G11-08-12T	EA SCREW, 8-18 X 3/4 PPH - BLACK
	000G11-08-12S	EA SCREW, 8 18 X 3/4 PPH - OFF WHITE
	000G11-08-12P	EA SCREW, 8-18 X 75 PPH - DARK BROWN
	000G11-08 12D	EA SCREW, 8-18 X 3/4 PPH - BLACK
	000G11-08-12B	EA SCREW, 8-18 X 3/4 PPH - ZINC
	000G11-08 08B	EA SCREW, 8 18 X 1/2 PPH - ZINC
	000G11-08-20B	EA SCREW, 8-18 X 1 1/4 PPH - ZINC
	000G11-10-12S	EA SCREW, 10-16 X .75 PPH - OFF WHITE
	000G11-10-12D	EA SCREW, 10-16 X 3/4 PPH - BLACK
	000G11-10 40B	EA SCREW, 10-16 X 2 1/2 PPH CAD - 34927 01-000
	000G11-10 16B	EA SCREW, 10-16 X 1 - PPH - ZINC
	000G12-08-16S	EA SCREW, 8-18 X 1.00 POH - OFF WHITE
	000G13 06-06B	EA SCREW, 6-20 X 3/8 PFH - ZINC
	000G13 06 16J	EA SCREW, 6 20 X 1 00 PFH - BRASS
	000G13-06-08G	EA SCREW, 6-20 X 1/2 PFH - ANTIQUE BRASS
	000G13-06-08B	EA SCREW, 6 20 X 1/2 PFH - ZINC
	000G13 08-24J	EA SCREW, 6-20 X 1 50 PFH - BRASS
	000G13 07-10H	EA SCREW, 7-19 X 5/8 PFH - BLACK
	000G13 07-12B	EA SCREW, 7-19 X 3/4 PFH - ZINC
	000G18 08-22B	EA SCREW-MACHINE, 8-32 X 1 3/8 PPH - ZINC
	000G19-10-20B	EA SCREW-MACHINE, 10 32 X 1 1/4 PPH - ZINC
	000G19-10-08B	EA SCREW-MACHINE, 10 32 X 1/2 PPH - ZINC
	000G32-10 06B	EA SCREW, 10-32 X 3/8" - PPH - ZINC
	000G39-06-16T	EA SCREW-SF/DR, 6-20 X 1 PPH - BLACK
	000G39-06-10T	EA SCREW-SF/DR, 6-20 X 5/8 PPH - BLACK
	000G39 08-08B	EA SCREW-SF/DR, 8-18 X 1/2 PPH - ZINC
	000G39-08 06B	EA SCREW-SF/DR, 8-18 X 3/8 PPH - ZINC
	000G39 08 08T	EA SCREW SF/DR, 8-18 X 1/2 PPH - BLACK

1993 WINNEBAGO
TABLE OF CONTENTS

INTRODUCTION	A 01 -	A-02
ABBREVIATIONS		A-03
ALPHABETICAL INDEX	A-04 -	A-06
WCF27RC	A-07 -	F-02
WCF27RQ	F-03 -	J-20

1993 WCF27RC INDEX

FLOOR PLAN	A-07 -	A-08
ACCESSORIES		A-09
AUDIO VIDEO	A-10 -	A-12
BATH	A-13 -	A-14
BEDROOM	A-15 -	A-16
CHASSIS	A-17 -	B-04
CURTAIN & CUSHION	B-05 -	B-14
DINETTE	B-15 -	B-16
DRIVERS COMPARTMENT	B-17 -	B 21
ELECTRICAL	B-22 -	C-04
EXTERIOR BODY	C-05 -	C-12
GALLEY	C-13 -	C-17
GENERATOR	C-18 -	C-19
HEATING & A/C	C-20 -	D-02
INTERIOR FINISH	D-03 -	D 06
LABELS	D-07 -	D-15
LP		D-16
LOUNGE	D-17 -	D 18
SEALANTS & FASTENERS	D-19 -	D-22
WATER & SEWAGE	D-23 -	E 06
WINDOW, VENT AND		
EXTERIOR DOOR	E-07 -	E-24
WINDSHIELD/WIPER	F-01 -	F-02

SEALANTS & FASTENERS GROUP (CONTINUED)
SCREWS (CONTINUED)

KEY	PART NUMBER	U/M DESCRIPTION
	000G39-08-08S	EA SCREW-SF/DR, 8-18 X 1/2 PPH - OFF WHITE
	000G39-08 12B	EA SCREW-SF/DR, 8-18 X 3/4 PPH - ZINC
	000G39 08-12T	EA SCREW-SF/DR, 8-18 X 3/4 PPH - BLACK
	000G39-08-16B	EA SCREW-SF/DR, 8-18 X 1 PPH - ZINC
	000G39 08 16T	EA SCREW-SF/DR, 8-18 X 1 PPH - BLACK
	000G39 08 32B	EA SCREW-SF/DR, 8-18 X 2 PPH - ZINC
	000G39-10-08B	EA SCREW-SF/DR, 10-16 X 1/2 P&H - ZINC
	000G39 10-12B	EA SCREW-SF/DR, 10-16 X 3/4 PPH - ZINC
	000G39-10-12D	EA SCREW-SF/DR, 10-16 X 3/4 PPH - BLACK
	000G39 10-129	EA SCREW-SF/DR, 10-16 X 3/4 PPH - FLUOROCARBON SILVER
	000G39-10-20B	EA SCREW-SF/DR, 10-16 X 1 1/4 PPH ZN
	000G43-06-24B	EA SCREW MACHINE, 6 32" X 1 1/2" ZN
	000G46 08 24T	EA SCREW-MACHINE, 8-32 X 1 50" PFH - BLACK
	000G50-04-08B	EA SCREW-MACHINE, 1/4-20 X 1/2" PTH - ZINC
	000G50-04-12B	EA SCREW-MACHINE, 1/4 20 X 3/4 PPH - ZINC
	000G52 08-18B	EA SCREW-MACHINE, 8-32 X 1 1/8" PTH - ZINC
	000G53-04 06B	EA SCREW-MACHINE, 1/4-20 X 3/8 PPH - ZINC - UNDERCUT HEAD
	000G54-04-20B	EA SCREW, 1/4-20 X 1 1/4 PTH - TYPE 23 - ZINC PLATED
	000G56 12 48B	EA SCREW-WOOD, 12 - 11 X 3 POH - SPECIAL HARDENED
	000G60 10 28T	EA SCREW-SF/DR, 10-16 X 1 75 - BLACK
	000G67-10 48B	EA SCREW, 10-12 X 3 PPH - ZINC
		FROM 00 00 00 THRU 03-10-93
	000G67 10 36T	EA SCREW, 10-12 X 2 25 PPH - BLACK - STALGAURD
		FROM 12-15-93 THRU 99-99 99
	000G67-10 24B	EA SCREW, 10-12 X 1 1/2 PPH - ZINC
	000G67-10 20D	EA SCREW, 10-12 X 1 1/4 PPH - BLACK
	000G67-10-16B	EA SCREW, 10-12 X 1 PPH - ZINC
	000G67-10-120	EA SCREW, 10-12 X 75" PPH - TAN
	000G67-10-12B	EA SCREW, 10-12 X 3/4" PPH - ZINC
	000G67-10 10S	EA SCREW, 10-12 X 5/8" - PPH - OFF WHITE
	000G67-10-10R	EA SCREW, 10-12 X 5/8 PPH - TYPE A - BEIGE
	000G67-10 10D	EA SCREW, 10-12 X 5/8 PPH - BLACK - TYPE A
	000G67-10-10B	EA SCREW, 10-12 X 5/8 PPH - ZINC - TYPE A
	000G67-10 08B	EA SCREW, 10-12 X 1/2 PPH - ZINC
	000G68 06-10G	EA SCREW, 6 18 X 5/8 POH - ANTIQUE BRASS
	000G68 10 36T	EA SCREW, 10-12 X 2 25 POH BLACK
		FROM 00 00 00 THRU 12 14 92
	049465-04-000	EA SCREW, 10-16 X 1 PTH W/WASHER BEIGE
	049465 05 000	EA SCREW, 10-16 X 1 PTH W/WASHER - GRAY
	075908 01-000	EA SCREW-MACHINE, 10-32 X 56 PTH - ZINC - EXTERNAL TOOTH
	076790 01-000	EA SCREW, 6 20 X 1 1/4 PPH - BLACK
	087721-01 000	EA SCREW FLAT HEAD, TAPPING - 1/4" X 1 1/4" LG - ZINC

BOLTS

KEY	PART NUMBER	U/M DESCRIPTION
	000C12-05-16B	EA BOLT-HEX, 5/16-18 X 1 - ZINC 5
	000C12 06 16B	EA BOLT-HEX, 3/8-16 X 1 - ZINC 5
	000C12 07 20B	EA BOLT HEX, 7/16 - 14 X 1 1/4" - ZN5
	000C12 08-24B	EA BOLT-HEX, 1/2-13 X 1 1/2 - ZN 5
	000C12-10-24B	EA BOLT-HEX, 5/8 11 X 1 1/2 ZN - 5
	000C13 07-48B	EA BOLT-HEX, 7/16 - 20 X 3 - ZN 5
	000C18 05 40A	EA BOLT-ELEV, 5/16"-18 X 2 1/2" PL
	000C26 04-10B	EA BOLT HEX, SER FLG - 1/4-20 X 5/8 - ZINC
	000C26 04-14B	EA BOLT-HEX, SER FLG - 1/4-20 X 7/8 - ZINC
	000C26 05-12B	EA BOLT-HEX, SER FLG - 5/16 18 X 3/4 - ZINC
	000C26 06 12B	EA BOLT-HEX, SER FLG - 3/8-16 X 3/4 - ZINC
	000C26 06-28B	EA BOLT-HEX, SER FLG - 3/8-16 X 13/4 - ZINC
	000C27-10-32B	EA BOLT CARRIAGE, 5/8 11 X 2 00
	000G45-05 16B	EA BOLT-LAG, 5/16 - 9 X 1 - ZINC
	051387-06-000	EA BOLT-CARRIAGE, W/O HOLE - 5/16 18 X 9 5 - ZINC
	102333 01-02A	EA BOLT CARRIAGE 7/16 - 14 SST CAP - OFF WHITE BUMPER BOLT

SEALANTS & FASTENERS GROUP (CONTINUED)
WASHERS

KEY	PART NUMBER	U/M DESCRIPTION
	000E11-07-00B	EA WASHER-LK, 7/16 MED SPLIT - ZINC
	000E13-18-00B	EA WASHER-FL, 3/8" WIDE - ZINC
	000E13-20-00B	EA WASHER-FL, 7/16" WIDE - ZINC
	000E13 21-00B	EA WASHER-FL, W/2 NAR - ZINC
	000E14-10-00B	EA WASHER-LK, NO 10 EXT TCOTH - ZINC
	044533-01-000	EA WASHER-PLASTIC, 1 3/8"OD - FOR BUTTONS
	058716 02-000	EA WASHER-FLAT, NYLON - 406 X 750 X 060
	106649 01-000	EA WASHER-SEALING, GALVANIZED
	110794-01-000	EA WASHER-FL, 1" ID X 1 3/4" OD

TAPES

KEY	PART NUMBER	U/M DESCRIPTION
	076314-02-000	FT TAPE-CARPET SEAM, HEAT-BOND - 4" WIDE
	076322-01-000	FT TAPE-FOAM, DOUBLE COATED ADHESIVE BACKED - 75" X 216'
	076322-02-000	FT TAPE-FOAM, DOUBLE COATED ADHESIVE BACKED - 1" X 108'
	076322-05-000	FT TAPE-FOAM, DOUBLE COATED - 025" X 1 5" X 108'
	088479-01-000	EA TAPE-ALUMINUM, 3" WIDE - 3M
	002707-02-000	FT TAPE-SEALER, 5/16" X 1/2" - INCREMENTS OF 50 FT

SEALERS

KEY	PART NUMBER	U/M DESCRIPTION
	069640 01-000	FT SEALER RIBBON, 1/4" DIAMETER - INCREMENTS OF 30'
	069640-02-000	FT SEALER-RIBBON, 1/2" X 1/8"- INCREMENTS OF 30' OR 60'
	069640-03-000	FT SEALER-RIBBON, 3/4" X 1/8" - INCREMENTS OF 60'
	069640 07-000	FT SEALER-RIBBON, 2" X 3/32" - INCREMENTS OF 30' OR 45'
	069640-09 000	FT SEALER RIBBON, 1/32" X 2 1/2" - INCREMENTS OF 80'
	069640-12-000	FT SEALER-TAPE, 1/8" X 1 5" - GRAY
		FROM 00 00 00 THRU 09-21-92
	069640 13 000	FT SEALER-TAPE, 3/32" X 2" - BLACK
		FROM 09 08 92 THRU 99-99-99
	069640-14-000	FT SEALER-TAPE, 1/16" X 1" - GRAY
		FROM 09-22-92 THRU 99-99-99
	900390-01-000	EA TIP - 2 1/2" X 1/8" ORIFICE, ELLSWORTH#TS216
	900390-03 000	EA NOZZLES-SILICONE TUBE, CSL# D10
	034552-02-000	EA SILICONE-TUBE, 300 ML - CLEAR
	034552-06 000	EA SILICONE-TUBE, 300 ML - OFF WHITE
	053766 02-000	EA BEDDING COMPOUND-TUBE, WHITE SCHNEE# 5522
	053766 06 000	EA BEDDING COMPOUND-TUBE, CLEAR
	053766-08-000	EA BEDDING COMPOUND-TUBE, GRAY - SCHNEE# 5 22
	072889 01-000	EA SEALANT URETHANE, BLACK - 1/10 - ESSEX 55. 2
	102352 01-000	EA SEALER-PUMPABLE, BLACK - COLORIMETRIC MS101
	106206 01-000	EA SEALER PUMPABLE MANUS 30ABLACK

1993 WINNEBAGO
TABLE OF CONTENTS

INTRODUCTION	A-01	A-02
ABBREVIATIONS		A-03
ALPHABETICAL INDEX	A-04	A 06
WCF27RC	A-07	F-02
WCF27RQ	F-03	J-20

1993 WCF27RC INDEX

FLOOR PLAN	A-07	A 08
ACCESSORIES		A-09
AUDIO VIDEO	A-10	A-12
BATH	A-13	A-14
BEDROOM	A-15	A-16
CHASSIS	A-17	B-04
CURTAIN & CUSHION	B-05	B-14
DINETTE	B-15	B-16
DRIVERS COMPARTMENT	B-17	B-21
ELECTRICAL	B-22	C-04
EXTERIOR BODY	C-05	C-12
GALLEY	C-13	C-17
GENERATOR	C-18	C-19
HEATING & A/C	C-20	D-02
INTERIOR FINISH	D-03	D-06
LABELS	D-07	D-15
LP		D-16
LOUNGE	D-17	D-18
SEALANTS & FASTENERS	D-19	D-22
WATER & SEWAGE	D 23	E-06
WINDOW, VENT AND		
EXTERIOR DOOR	E-07	E-24
WINDSHIELD/WIPER	F 01	F-02

WATER & SEWAGE GROUP
WATER HEATER W/ELECTRIC IGNITION

KEY	PART NUMBER	U/M DESCRIPTION
	051391-03-000	EA HEATER-WATER, W/ELECTRIC IGNITION - ATWOOD G6A-3E
	051391-01-700	EA HINGE KIT-W/CLIP, ATWOOD# 92568 & 92559
	051391-01-704	EA VALVE-RELIEF, 1/2" FITTING - ATWOOD# 91604
	051391-01-705	EA FASTENER-CAMLOC, ATWOOD# 92609
	051391-01-706	EA GRILLE EXHAUST, ATWOOD# 92787
	051391-01-708	EA BURNER-MAIN, 3E ONLY - ATWOOD# 92615
	051391-01-710	EA ORIFICE-MAIN BURNER, ATWOOD# 92742
	051391-01-714	EA ELBOW FITTING 45 DEGREE - 3/8 F X 3/8 NPT, ATWOOD# 91044
	051391-01-715	EA DRAIN PLUG, ATWOOD# 91561
	051391-03-700	EA ORIFICE HOLDER, ATWOOD# 91563
	051391-04-700	EA TANK-INNER (G6A 3E), FRONT MOUNT - ATWOOD# 91608
	051391-04-701	EA THERMOSTAT 12 VDC - 120 PRESET, FRONT MOUNT ONLY - ATWOOD# 91470
	051391-04-703	EA BURNER-MAIN, ATWOOD# 91638
	051391-04-706	EA TANK-INNER, G6A-4E & 6E - FRONT MOUNT - ATWOOD# 91641
	097967-01-000	EA SWITCH-WATER HEATER, REMOTE W/LIGHT - ATWOOD# 91959
	051393 01-702	EA SWITCH-ENERGY CUT-OFF, ATWOOD# 91951
	051393 01-703	EA THERMOSTAT-REAR MOUNT, ATWOOD# 91952
	051393-01-704	EA CIRCUIT BOARD-W/BLACK BOX, ATWOOD# 91420
	051393 01-705	EA ORIFICE HOLDER ATWOOD# 91925
	051393 01-716	EA SPARK & PROBE ASM, ATWOOD# 91606
	051393 01-718	EA VALVE-DUAL SOLENOID, ATWOOD# 91605
	051393-01-721	EA ECO & THERMOSTAT ASM FRONT MOUNT, 140 DEGREE - ATWOOD# 91447
	051393 01-723	EA SWITCH-THERMAL CUT OFF, 2 PER PACKAGE - ATWOOD# 93866
	051393 01-724	EA CIRCUIT BOARD-SPADE TERMINAL - ATWOOD# 93867
	051393 01-725	EA ELECTRODE-SINGLE SPADE CONNECTION - ATWOOD# 93868
	051393 01-726	EA SOLENOID VALVE AND BRACKET - ATWOOD# 93870
	051393-03-700	EA TANK-INNER (G6A-3E), REAR MOUNT - ATWOOD# 91409

WATER & SEWAGE GROUP (CONTINUED)
WATER HEATER W/MOTOR AID

KEY	PART NUMBER	U/M DESCRIPTION
	051393-01-000	EA WATER HEATER-W/MOTOR AID, PILOTLESS IGNITION ATWOOD GH6-3E, GH6-4E OR GH6-6E
	051391-01-700	EA HINGE KIT-W/CLIP, ATWOOD # 92568 & 92559
	051391-01-704	EA VALVE-RELIEF, 1/2" FITTING - ATWOOD# 91604
	051391-01-705	EA FASTENER-CAMLOC, ATWOOD# 92609
	051391-01-706	EA GRILLE-EXHAUST, ATWOOD# 92787
	051391-01-708	EA BURNER-MAIN, 3E ONLY - ATWOOD# 92615
	051391-01-710	EA ORIFICE-MAIN BURNER, ATWOOD# 92742
	051391-01-714	EA ELBOW - 45 DEGREE, 3/8" F X 3/8" MPT - ATWOOD 91044
	051391-01-715	EA DRAIN PLUG, ATWOOD# 91561
	051391-03-700	EA ORIFICE HOLDER, ATWOOD# 91563
	051391-04-701	EA THERMOSTAT 12 VDC-120 PRESET, FRONT MOUNT ONLY - ATWOOD# 91470
	051351-04-703	EA BURNER-MAIN, ATWOOD# 91638
	051391-04-704	EA TANK-INNER, FRONT MOUNT - GH6-4E & 6E - ATWOOD 91642
	051391-04-705	EA TANK-INNER, FRONT MOUNT - GH6-3E - ATWOOD 91609
	097967-01-000	EA SWITCH-WATER HEATER, REMOTE W/LIGHT - ATWOOD 91959
	051393-01-702	EA SWITCH-ENERGY CUT-OFF, ATWOOD# 91951
	051393-01-703	EA THERMOSTAT-REAR MOUNT, ATWOOD# 91952
	051393 01-704	EA CIRCUIT BOARD-W/BLACK BOX, ATWOOD# 91420
	051393 01-705	EA ORIFICE HOLDER-ATWOOD# 91925
	051393 01-714	EA TANK-INNER (GH6-3E),REAR MOUNT - ATWOOD# 91408
	051393 01-716	EA SPARK & PROBE ASM, ATWOOD# 91606
	051393-01-718	EA VALVE-DUAL SOLENOID, ATWOOD# 91605
	051393-01-721	EA ECO & THERMOSTAT ASM FRONT MOUNT, 140 DEGREE - ATWOOD# 91447
	051393-01-723	EA SWITCH-THERMAL CUT-OFF, 2 PER PACKAGE - ATWOOD# 93866
	051393-01-724	EA CIRCUIT BOARD-SPADE TERMINAL - ATWOOD# 93867
	051393-01-725	EA ELECTRODE-SINGLE SPADE CONNECTION - ATWOOD# 93868
	051393-01-726	EA SOLENOID VALVE AND BRACKET - ATWOOD# 93870
	051393 03-701	EA TANK-INNER, GH6-4E & 6E - ATWOOD# 91642
	039908 03-000	EA ELBOW - 1/2" MPT X 1/2" MPT, PLASTIC FROM 11-22-92 THRU 99 99 99
	110438-01-000	EA VALVE-CHECK, BRASS - G784 FROM 11-22-92 THRU 99 99 99

EUROPEAN EXPORT WATER HEATER

KEY	PART NUMBER	U/M DESCRIPTION
	111129 01 000	EA WATER HEATER-ELECTRIC IGNITION GAS/220V ELECTRIC ATWOOD947201CH65E FROM 02 01-93 THRU 99-99 99
	111129-01-700	EA WALL SWITCH PACKAGE - ATWOOD# 91208
	111129-01-701	EA PRESSURE/DRAIN VALVE 2 BAR - ATWOOD# 91190
	111129-01-702	EA PRESSURE DRAIN VALVE 3.5 BAR - ATWOOD# 91210
	111129 01-703	EA THERMOSTAT (60 DEGREE)ECO(B2 DEGREE)KIT - ATWOOD# 91191
	111129-01-704	EA IGNITION BOARD - ATWOOD# 91194
	111129-01-705	EA GAS PRESSURE REGULATOR W/NO 10 - ATWOOD# 91198
	111129-01-706	EA MAIN BURNER ORFICE W/FITTING - ATWOOD# 91017
	111129 01-707	EA MAIN BURNER KIT - ATWOOD# 91204
	111129 01-708	EA SPARK/PROBE IGNITION KIT - ATWOOD# 91196
	111129 01-709	EA FLUE ASSEMBLY - ATWOOD# 91045
	111129 01-710	EA ACCESS DOOR, W/LOCK - ATWOOD# 91203
	111129-01-711	EA CORNER BRACKETS (SET OF 4) - ATWOOD# 91928
	111129-01-712	EA HARDWARE KIT, W/LOCK - ATWOOD# 91193
	111129-01-713	EA TANK INNER ICH6 6E - ATWOOD# 91188
	111129-01-714	EA THERMOSTAT-ELECTRIC, 220V - ATWOOD# 91207
	111129-01-715	EA RELAY, 220 V/12 VDC - ATWOOD# 91206
	111129-01-716	EA HEATING ELEMENT 220V/500WATT - ATWOOD# 91081
	111129-01-717	EA BUSHING-STRAIN RELIEF - ATWOOD# 91372
	112176-01-000	FT TUBING-VINYL, REINFORCED - 1/2" ID - KEVCO FROM 04 22-93 THRU 99-99 99
	112177 01-000	EA ADAPTER-BRASS, 1/2" MPT X 1/2" BARB - KEVCO FROM 04-22-93 THRU 99 99 99

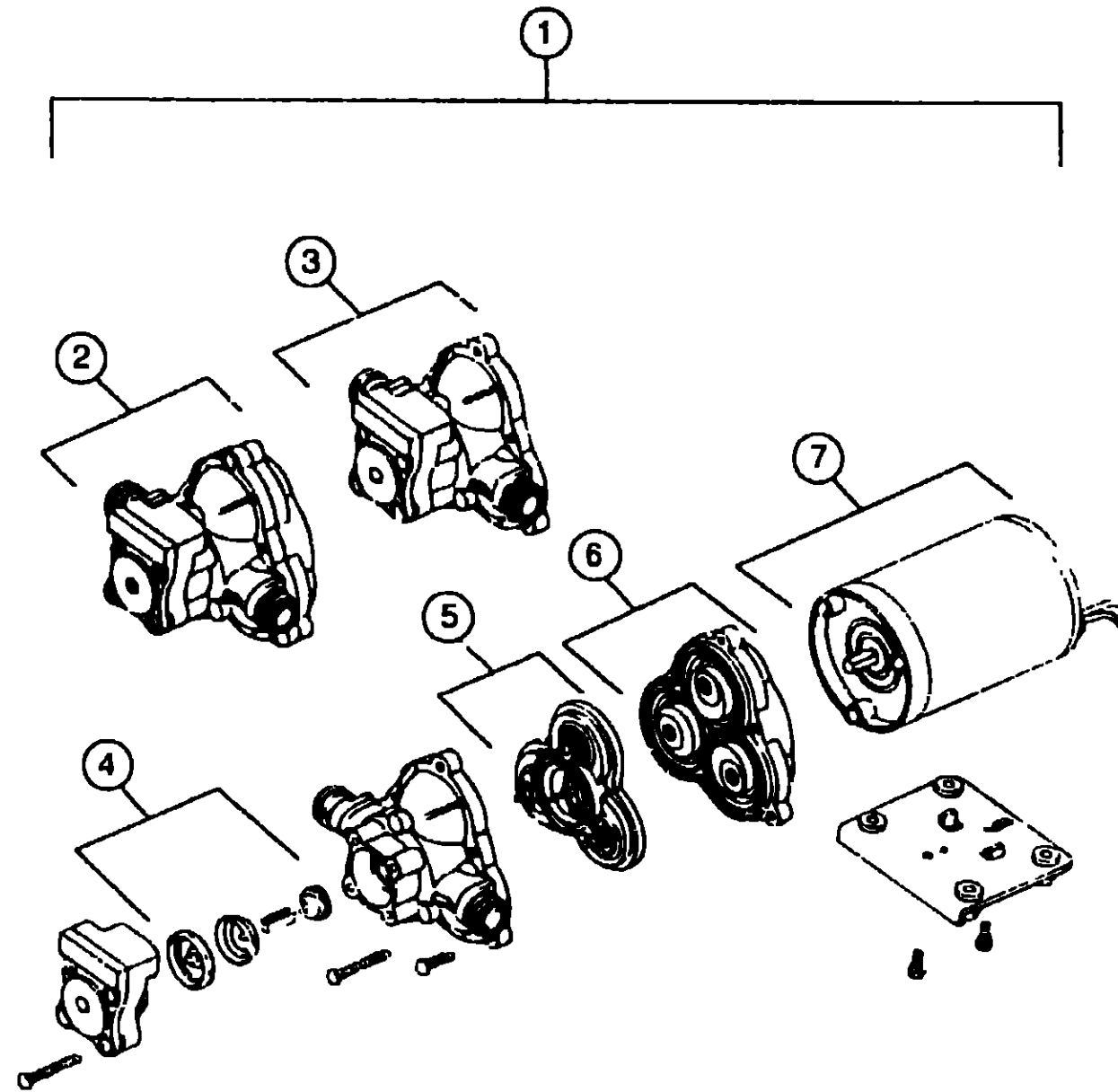
1993 WINNEBAGO
TABLE OF CONTENTS

INTRODUCTION	A-01	A-02
ABBREVIATIONS		A-03
ALPHABETICAL INDEX	A-04	A-06
WCF27RC	A-07	F-02
WCF27RO	F-03	J-20

1993 WCF27RC INDEX

FLOOR PLAN	A-07	A-08
ACCESSORIES		A-09
AUDIO VIDEO	A-10	A-12
BATH	A-13	A-14
BEDROOM	A-15	A-18
CHASSIS	A-17	B-04
CURTAIN & CUSHION	B-05	B-14
DINETTE	B-15	B-18
DRIVERS COMPARTMENT	B-17	B-21
ELECTRICAL	B-22	C-04
EXTERIOR BODY	C-05	C-12
GALLEY	C-13	C-17
GENERATOR	C-18	C-19
HEATING & A/C	C-20	D-02
INTERIOR FINISH	D-03	D-06
LABELS	D-07	D-15
LP		D-16
LOUNGE	D-17	D-18
SEALANTS & FASTENERS	D-19	D-22
WATER & SEWAGE	D-23	F-06
WINDOW, VENT AND		
EXTERIOR DOOR	E-07	E-24
WINDSHIELD/WIPER	F-01	F-02

WATER & SEWAGE GROUP (CONTINUED)



WATER PUMP

KEY	PART NUMBER	U/M DESCRIPTION
1	098607-01-000	EA PUMP-WATER, W/ 5" MPT FITTING - FLOW 2.8 GPM - UL
2	098607-01-700	EA PUMP HEAD-REPLACEMENT SHURFLOW# 94-236-08
3	098607-01-706	EA UPPER HOUSING/SWITCH KIT, SHURFLOW# 94-231-20
4	098607-01-705	EA CHECK VALVE-KIT SHURFLOW# 94-237-00
5	098607-01-703	EA VALVE ASM, SHURFLOW# 94-232-00
6	098607-01-702	EA DIAPHRAGM KIT W'DRIVE SHURFLOW# 94-238-04
7	098607-01-707	EA MOTOR/BASEPLATE REPLACEMENT SHURFLOW# 94-234-03

WATER HEATER BYPASS

KEY	PART NUMBER	U/M DESCRIPTION
	099729-01-000	EA BYPASS KIT-WATER HEATER COMPLETE W/VALVE & TUBING - US
	099729-01-700	EA VALVE ONLY-CHECK PLASTIC - PCV-100 - US
	099729-02-000	EA BYPASS KIT-WATER HEATER COMPLETE W/VALVE & TUBING - CANADIAN
	099729-02-700	EA VALVE ONLY-CHECK, BRASS - BCV-100 - CANADIAN
	103259-01-000	EA BRACKET-BYPASS, WATER HEATER
	093217-01-000	EA TEE-SWIVEL 1/2" - PLASTIC
	052956-01-000	EA TEE - 1/2" F X 1/2" MPT X 1/2" F PLASTIC

WATER & SEWAGE GROUP (CONTINUED)

WATER TANK

KEY	PART NUMBER	U/M DESCRIPTION
	076625-07-000	EA TANK ASSEMBLY-WATER 54 GL - W/FITTINGS
	076625-01-000	EA TANK-WATER, 54 GL - W/O FITTINGS
	039861-01-000	EA SENDING UNIT-W/SCREW, WASHER WELL NUT & TERMINAL RING
	010224-01-000	EA ADAPTER-HOSE TO PIPE, 3/8" MPT X 3/8" BARB - PLASTIC BLACK
	042989-03-000	EA FITTING-WATER TANK, SPINWELD 1 1/4" NPT - PLASTIC - WHITE
	042989-04-000	EA FITTING-WATER TANK, SPINWELD 3/8" FPT - PLASTIC - WHITE
	042989-05-000	EA FITTING-WATER TANK, SPINWELD 1/2" FPT - PLASTIC - WHITE
	044927-01-000	EA ADAPTER HOSE TO PIPE, 1 1/4" MPT X 1 1/4" BARB-BLACK PLASTIC
	049032-01-000	EA PATCH-SPINWELD, 3/8" - PLASTIC
	052955-03-000	EA TEE - 5/8" F X 5/8" F X 1/2" MPT - PLASTIC
	074462-02-000	FT TUBING-VINYL, 3/8" ID - CLEAR
	077154-02-000	EA FILTER-WATER TANK, SCREEN IN TANK
	079381-01-000	FT TUBING-SMOOTH FLEXIBLE, 1 1/4" ID
	096449-01-000	EA WIRE ASSEMBLY-WATER TANK TO MONITOR PANEL

EXTERIOR SHOWER

KEY	PART NUMBER	U/M DESCRIPTION
	046128-01-000	EA VALVE DRAIN, PLASTIC - 1/2" FPT
	052959-02-000	EA CONNECTOR, 1/2" F X 1/2" MPT - PLASTIC - GRAY
	057457-01-000	EA ELBOW-UNION 1/2" X 1/2" FLARE
	065120-01-000	EA ELBOW-SWIVEL, 1/2" FPT X 1/2" FLARE PLASTIC - GRAY
	075241-05-000	EA FAUCET-SHOWER, BONE
	093527-02-000	EA BRACKET-SQUEEGEE/SHOWER HEAD
	091952-02-000	EA CLIP-GRIPPER, 3/4" FROM 10-02-92 THRU 99-99-99
	103092-01-000	EA SHOWER HEAD-W/60" HOSE - US FROM 10-02-92 THRU 99-99-99
	103092-02-000	EA SHOWER HEAD W/60" HOSE - CANADIAN
	103092-01-700	EA BRACKET ONLY-CLEAR, F/SHOWER HEAD - 2326C28
	096241-07-000	EA SWITCH-ROCKER, DPDT - ON/ON - BLACK FROM 00-00-00 THRU 06-14-92
	108357-08-000	EA SWITCH-ROCKER, DPDT ON/NONE/ON - CARLING VDD1S00C-0 FROM 06-15-92 THRU 99-99-99

WATER SYSTEM

KEY	PART NUMBER	U/M DESCRIPTION
	035800-01-000	FT TUBING-POLYBUTYL, 1/2" OD - INCREMENTS OF 20' - BLACK
	039800-02-000	FT TUBING-POLYBUTYL, 5/8" OD - INCREMENTS OF 20' - BLACK
	052952-01-000	EA NUT-PLASTIC 1/2" F X 1/2" TUBE - GRAY
	052952-02-000	EA NUT-PLASTIC, 5/8" FLARE
	052957-02-000	EA ELBOW-MALE, 1/2" F X 1/2" MPT - PLASTIC - GRAY
	052958-01-000	EA TEE 1/2" F X 1/2" F X 1/2" F - PLASTIC - GRAY
	052959-02-000	EA CONNECTOR, 1/2" F X 1/2" MPT - PLASTIC - GRAY
	052960-01-000	EA DRAIN VALVE-IN LINE, HEADER - 1/2" F X 1/2" F - GRAY PLASTIC
	039793-01-000	EA TEE - 1/2" MPT X 1/2" MPT X 1/2" MPT, PLASTIC
	055293-01-000	EA TEE-PLASTIC, 5/8" F X 1/2" F X 5/8" F
	057457-01-000	EA ELBOW-UNION 1/2" X 1/2" FLARE
	074463-01-000	EA TEE - 4 WAY, 1/2" FLARE - PLASTIC - GRAY
	079317-01-000	EA ADAPTER-SWIVEL, 1/2" TUBE X 1/2" FPT - PLASTIC - GRAY
	082144-02-000	EA CAP-PIPE 1/2" FPT BRASS - HEX
	087659-04-000	EA FILL-WATER, CITY M'BRASS 325-10CW FROM 00-00-00 THRU 05-16-93
	110915-01-01A	EA FILL-WATER CITY - KEVCO 64713 FROM 05-17-93 THRU 99-99-99
	098417-01-000	EA CONNECTOR-5/8" F X 1/2" MPT PLASTIC - KEVCO
	101814-01-000	EA COUPLING FEMALE, 1/2" X 1/2" FPT
	106258-01-000	EA CAP-INSERTABLE, 1/2" FLARE
	106258-02-000	EA CAP-INSERTABLE 5/8" FLARE KEVCO 64399 BONNET
	039661-01-000	EA SENDING UNIT-W/SCREW, WASHER WELL NUT & TERMINAL RING
	057973-01-000	EA TEE-PLASTIC 1/2" F X 1/2" F X 5/8" F - WATER

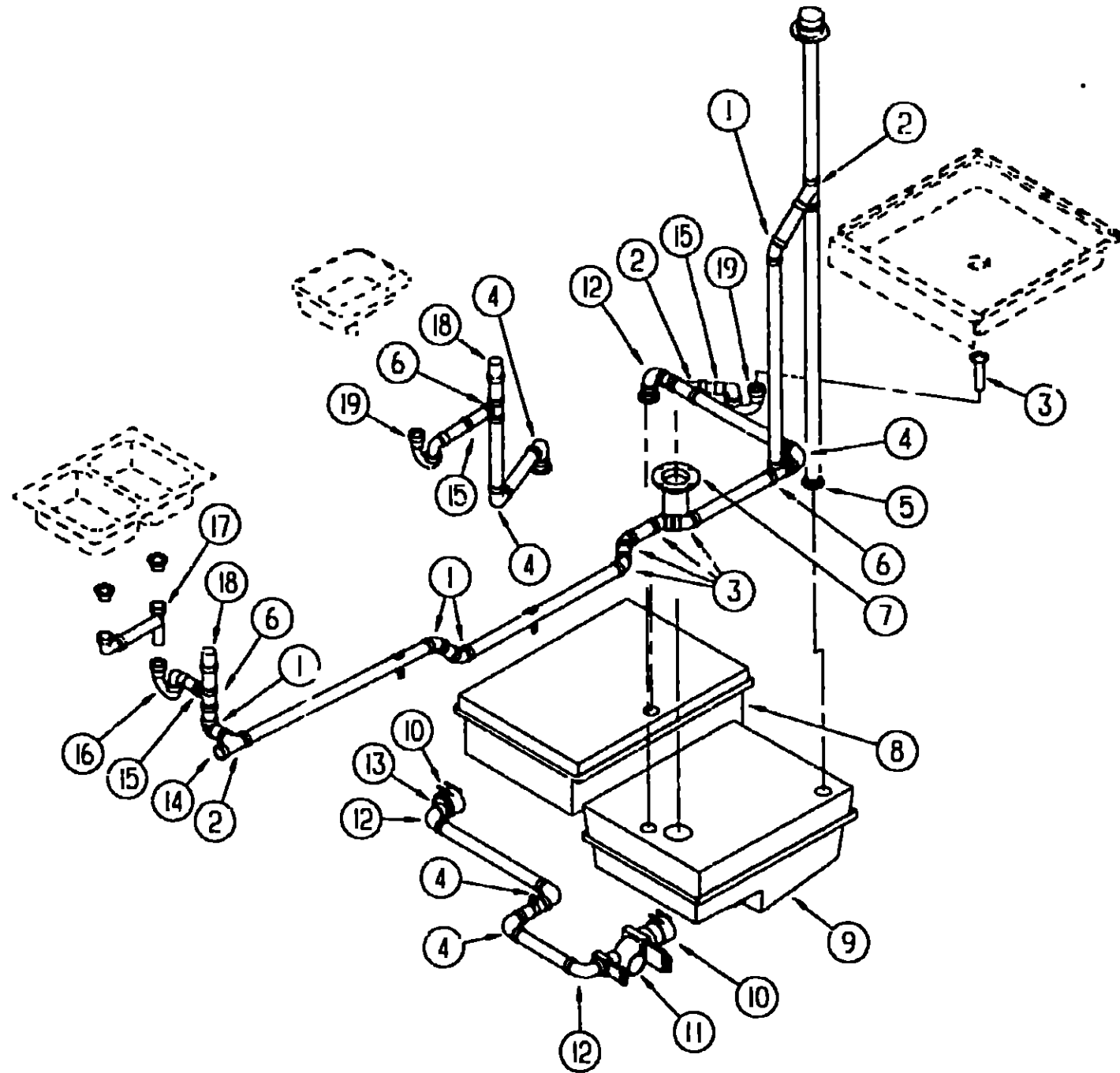
1993 WINNEBAGO TABLE OF CONTENTS

INTRODUCTION	A-01	A-02
ABBREVIATIONS		A-03
ALPHABETICAL INDEX	A-04	A-06
WCF27RC	A-07	F-02
WCF27RO	F-03	J-20

1993 WCF27RC INDEX

FLOOR PLAN	A-07	A-08
ACCESSORIES		A-09
AUDIO VIDEO	A-10	A-12
BATH	A-13	A-14
BEDROOM	A-15	A-16
CHASSIS	A-17	B-04
CURTAIN & CUSHION	B-05	B-14
DINETTE	B-15	B-16
DRIVERS COMPARTMENT	B-17	B-21
ELECTRICAL	B-22	C-04
EXTERIOR BODY	C-05	C-12
GALLEY	C-13	C-17
GENERATOR	C-18	C-19
HEATING & A/C	C-20	D-02
INTERIOR FINISH	D-03	D-06
LABELS	D-07	D-15
LP		D-16
LOUNGE	D-17	D-18
SEALANTS & FASTENERS	D-19	D-22
WATER & SEWAGE	D-23	E-06
WINDOW, VENT AND EXTERIOR DOOR	E-07	E-24
WINDSHIELD/WIPER	F-01	F-02

WATER & SEWAGE GROUP (CONTINUED)
DRAINAGE SYSTEM (00-00-00 THRU 08-28-92)



KEY	PART NUMBER	U/M DESCRIPTION
1	010906-01-000	EA ELBOW - 45 DEGREE, 1/8 BEND - 1 1/2" HUB X HUB - BLACK PLASTIC
2	010073 01-000	EA WYE - 45 DEGREE, 1 1/2" HUB X HUB X HUB - PLASTIC - BLACK
3	011069 03-000	EA TAILPIECE-TUB/SHOWER, 1 1/2" X 1 1/4" - PLASTIC - US
3	011069-02-000	EA TAILPIECE-TUB/SHOWER, 1 1/2" X 1 1/4" X 4" - BRASS - CANADIAN
4	010008-01-000	EA ELBOW - 90 DEGREE, 1/4 BEND - 1 1/2" HUB X HUB - BLACK PLASTIC
5	010115 01-000	EA COUPLING 1 1/2" HUB X HUB, PLASTIC
6	010071-01-000	EA TFE-SANITARY, 1 1/2" HUB X HUB X HUB - PLASTIC - BLACK
7	024676 01-000	EA FLANGE-CLOSET, TOILET - 4" X 3" - US
7	024676-02-000	EA FLANGE-CLOSET, TOILET - 4" X 3" - CANADIAN
8	102050-01-000	EA TANK HOLDING W/O GROMMETS - 35.5 GALLONS - 800 MM X 615 MM X 402 MM
9	074175-01-000	EA TANK HOLDING W/O GROMMETS - 44 GALLONS - 35.5" X 25" X 14.8"
	061607-01-000	EA GROMMET-HOLDING TANK 1 1/2" NPS
	061607-02-000	EA GROMMET-HOLDING TANK, 3" NPS
10	078406-01-000	EA COUPLER RUBBER, W/CLAMPS - 3" X 3"
11	070916-01-000	EA VALVE-DUAL DUMP, W/CAP - 3" X 1 1/2" - PLASTIC - BLACK
	070916-01-700	EA VALVE ONLY 3"
	070916-01-701	EA VALVE ONLY, 1 1/2"
	062415-01-000	EA CAP-SEWER 3" DIAMETER
	062415-01-700	EA STRING SEWER CAP
	062416-01-000	EA ADAPTER-SEWER HOSE TO 3" PIPE
	010201-01-000	EA HOSE-SEWER, 3" ID X 8'
12	033761-01-000	EA ELBOW-TURN, 1/4 BEND X 1 5" HUB X 1 5" SPIGOT - BLACK PLASTIC
13	062422-01-000	EA ADAPTER-OFFSET REDUCER 3" X 1 1/2" - PLASTIC - BLACK
14	010122-01-000	EA BUSHING-REDUCER 1 1/2" SMOOTH X 1 1/4" THD - PLASTIC - BLACK
14	010166-01-000	EA PLUG-THREADED, 1 1/4" DIAMETER - PLASTIC - BLACK
15	109571-01-000	EA ADAPTER-P TRAP 1 1/2" P X 1 1/4" MPT - US
16	107538-01-000	EA P TRAP, PLASTIC, 1 1/4" W/EXT ARM - US
16	011071-01-000	EA P TRAP, PLASTIC, 1 1/2" - CANADIAN
17	011091-02-000	EA PIPE DRAIN DOUBLE SINK - BAFFLE TEE - 1 1/2"
17	011091-03-000	EA PIPE-DRAIN W/SEALS - DOUBLE SINK - EXTENDS 9" TO 16"
18	079968-01-000	EA VENT-MECHANICAL TRAP ARM ANTI-SIPHON - 2" DIA X 7.3" - PLASTIC
19	107538-01-000	EA P TRAP-PLASTIC, 1 1/4" W/EXT ARM - US
19	011066-03-700	EA P TRAP KIT - 1 1/2" X 1 1/4" P-TRAP W/1 1/2" TO 1 1/4" REDUCER - CANADIAN

1993 WINNEBAGO
TABLE OF CONTENTS

INTRODUCTION	A-01	A-02
ABBREVIATIONS		A-03
ALPHABETICAL INDEX	A-04	A-06
WCF27RC	A-07	F-02
WCF27RQ	F-03	J-20

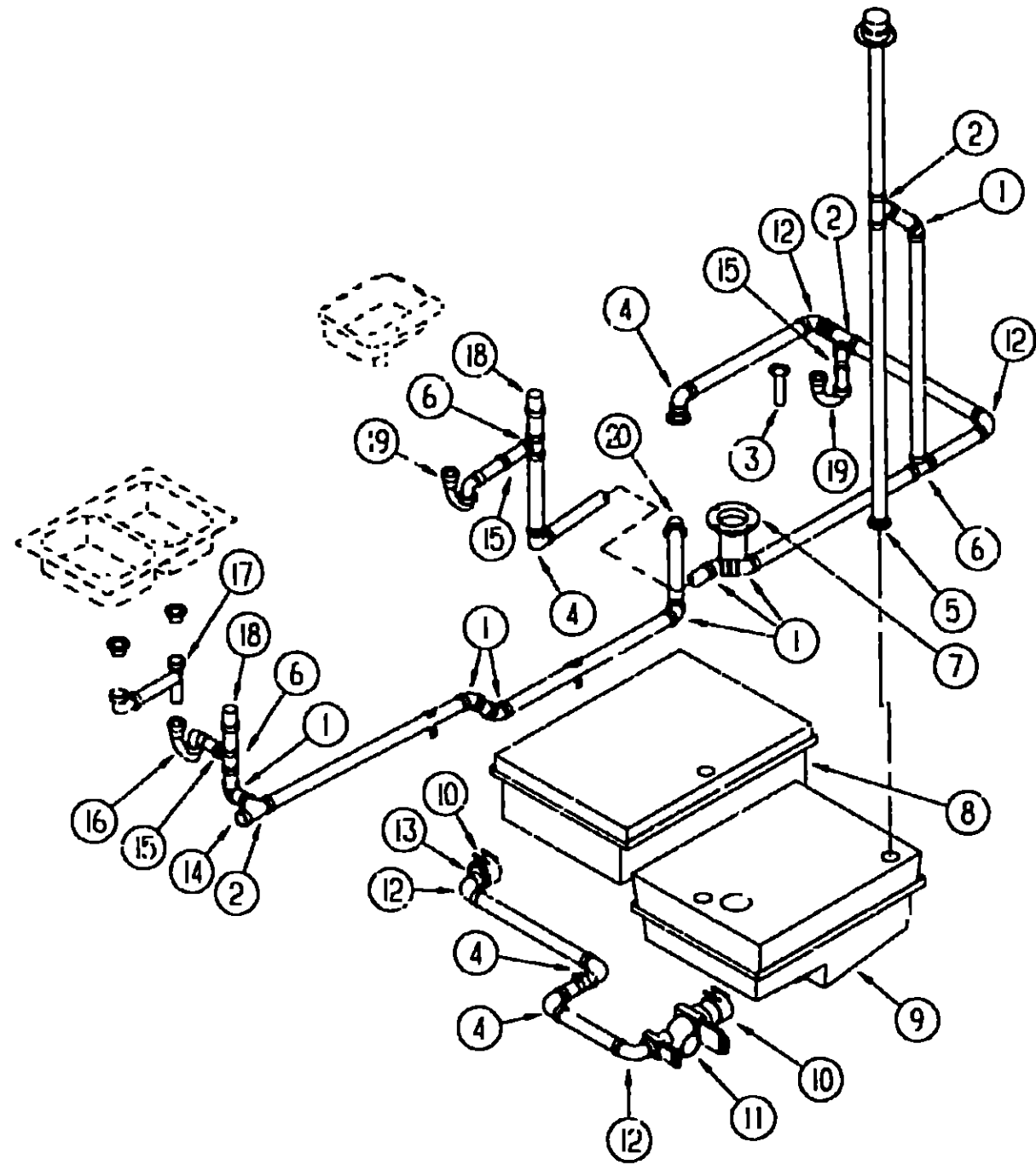
1993 WCF27RC INDEX

FLOOR PLAN	A-07	A-08
ACCESSORIES		A-09
AUDIO VIDEO	A-10	A-12
BATH	A-13	A-14
BEDROOM	A-15	A-16
CHASSIS	A-17	B-04
CURTAIN & CUSHION	B-05	B-14
DINETTE	B-15	B-16
DRIVERS COMPARTMENT	B-17	B-21
ELECTRICAL	B-22	C-04
EXTERIOR BODY	C-05	C-12
GALLEY	C-13	C-17
GENERATOR	C-18	C-19
HEATING & A/C	C-20	D-02
INTERIOR FINISH	D-03	D-06
LABELS	D-07	D-15
LP		D-16
LOUNGE	D-17	D-18
SEALANTS & FASTENERS	D-19	D-22
WATER & SEWAGE	D-23	E-06
WINDOW, VENT AND		
EXTERIOR DOOR	E-07	E-24
WINDSHIELD/WIPER	F-01	F-02

WATER & SEWAGE GROUP (CONTINUED)

DRAINAGE SYSTEM (08-29 92 THRU: 99-99-99)

KEY	PART NUMBER	U/M	DESCRIPTION
1	010006-01-000	EA	ELBOW - 45 DEGREE, 1/8 BEND - 1 1/2" HUB X HUB - BLACK PLASTIC
2	010073 01-000	EA	WYE 45 DEGREE, 1 1/2" HUB X HUB X HUB - PLASTIC - BLACK
3	011069 03-050	EA	TAILPIECE-TUB/SHOWER, 1 1/2" X 1 3/4" - PLASTIC - US
3	011069 02-000	EA	TAILPIECE-TUB/SHOWER, 1 1/2" X 1 1/4" X 4" - BRASS - CANADIAN
4	010008 01-000	EA	ELBOW - 90 DEGREE, 1/4 BEND - 1 1/2" HUB X HUB - BLACK PLASTIC
5	010115-01-000	EA	COUPLING-1 1/2" HUB X HUB, PLASTIC
6	010071-01-000	EA	TEE-SANITARY, 1 1/2" HUB X HUB X HUB - PLASTIC - BLACK
7	024676-01-000	EA	FLANGE-CLOSET, TOILET - 4" X 3" - US
7	024676-02-000	EA	FLANGE-CLOSET, TOILET - 4" X 3" - CANADIAN
8	102050 01-000	EA	TANK-HOLDING W/O GROMMETS - 35 5 GALLONS - 800 MM X 615 MM X 402 MM
9	074175-01-000	EA	TANK-HOLDING W/O GROMMETS - 44 GALLONS - 35 5" X 25" X 14 8"
	061607-01-000	EA	GROMMET-HOLDING TANK, 1 1/2" NPS
	061607-02-000	EA	GROMMET-HOLDING TANK, 3" NPS
10	078406 01-000	EA	COUPLER-RUBBER, W/CLAMPS - 3" X 3"
11	070916-01-000	EA	VALVE-DUAL DUMP, W/CAP - 3" X 1 1/2" - PLASTIC - BLACK
	070916-01-700	EA	VALVE ONLY, 3"
	070916-01-701	EA	VALVE ONLY, 1 1/2"
	062415 01-000	EA	CAP-SEWER 3" DIAMETER
	062415 01-700	EA	STRING SEWER CAP
	062416-01-000	EA	ADAPTER-SEWER HOSE TO 3" PIPE
	010201-01-000	EA	HOSE-SEWER, 3" ID X 8'
12	033761-01-000	EA	ELBOW-TURN, 1/4 BEND X 1 5" HUB X 1 5" SPIGOT - BLACK PLASTIC
13	062422-01-000	EA	ADAPTER-OFFSET REDUCER, 3" X 1 1/2" - PLASTIC - BLACK
14	010122-01-000	EA	BUSHING-REDUCER, 1 1/2" SMOOTH X 1 1/4" THD - PLASTIC - BLACK
14	010166-01-000	EA	PLUG THREADED, 1 1/4" DIAMETER - PLASTIC - BLACK
15	109571-01-000	EA	ADAPTER-P TRAP, 1 1/2" P X 1 1/4" MPT - US
16	107538-01-000	EA	P TRAP, PLASTIC, 1 1/4" W/EXT ARM - US
16	011071-01-000	EA	P TRAP, PLASTIC 1 1/2" - CANADIAN
17	011091 02-000	EA	PIPE-DRAIN, DOUBLE SINK - BAFFLE TEE - 1 1/2"
17	011091-03-000	EA	PIPE-DRAIN, W/SEALS - DOUBLE SINK - EXTENDS 9" TO 16"
18	079968-01-000	EA	VENT-MECHANICAL TRAP ARM, ANTI-SIPHON - 2" DIA X 7 3" - PLASTIC
19	107538-01-000	EA	P TRAP-PLASTIC, 1 1/4" W/EXT ARM - US
19	011066 03-700	EA	P TRAP KIT - 1 1/2" X 1 1/4" P-TRAP W/1 1/2" TO 1 1/4" REDUCER - CANADIAN
20	034250-01-000	EA	ELBOW - 90 DEGREE, LONG TURN - 1 1/2" HUB X HUB - ABS



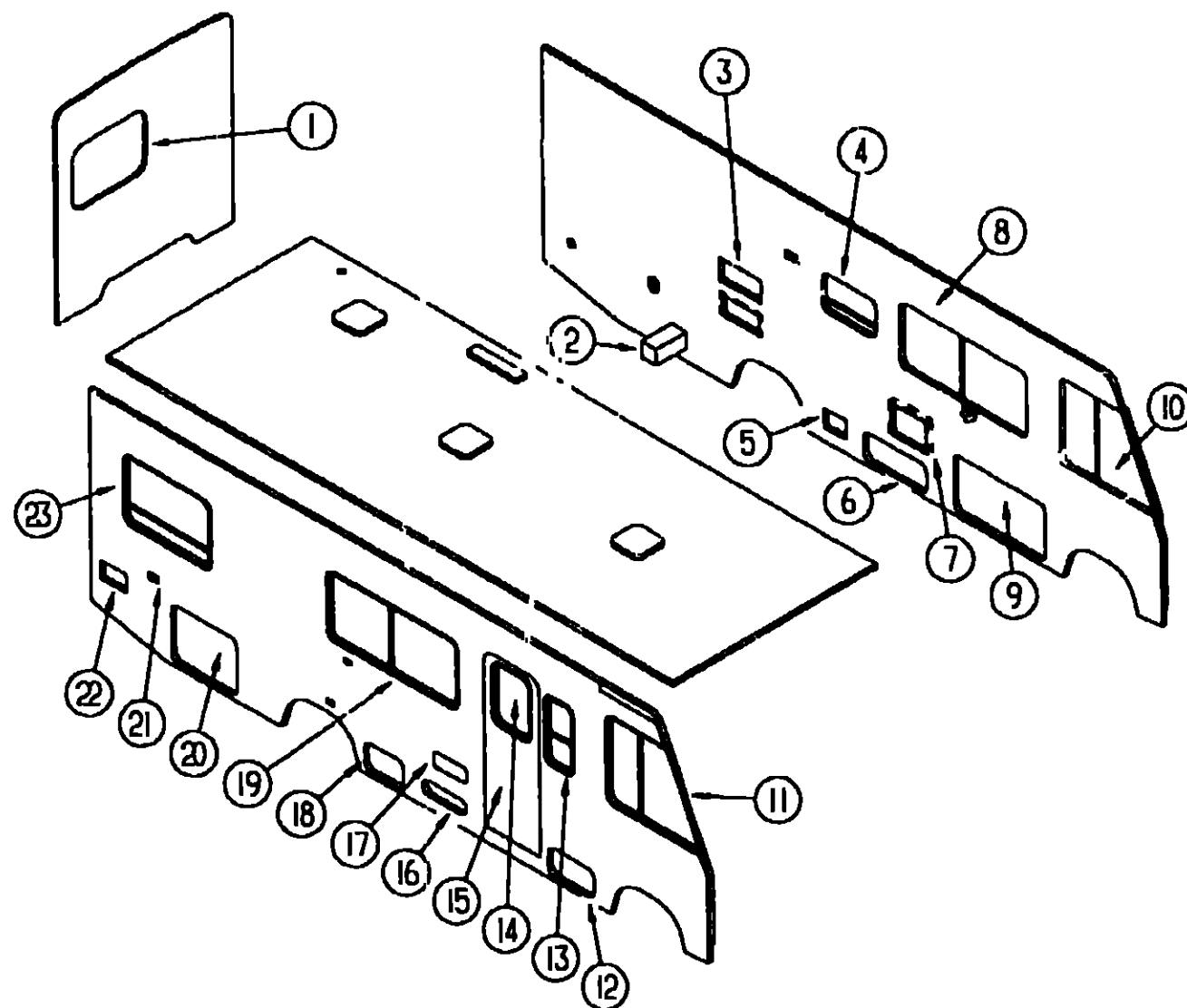
1993 WINNEBAGO TABLE OF CONTENTS

INTRODUCTION	A-01	A-02
ABBREVIATIONS		A-03
ALPHABETICAL INDEX	A-04	A-06
WCF27RC	A-07	F-02
WCF27RO	F-03	J-20

1993 WCF27RC INDEX

FLOOR PLAN	A-07	A-08
ACCESSORIES		A-09
AUDIO VIDEO	A-10	A-12
BATH	A-13	A-14
BEDROOM	A-15	A-16
CHASSIS	A-17	B-04
CURTAIN & CUSHION	B-05	B-14
DINETTE	B-15	B-16
DRIVERS COMPARTMENT	B-17	B-21
ELECTRICAL	B-22	C-04
EXTERIOR BODY	C-05	C-12
GALLEY	C-13	C-17
GENERATOR	C-18	C-19
HEATING & A/C	C-20	D-02
INTERIOR FINISH	D-03	D-06
LABELS	D-07	D-15
LP		D-16
LOUNGE	D-17	D-18
SEALANTS & FASTENERS	D-19	D-22
WATER & SEWAGE	D-23	E-06
WINDOW, VENT AND		
EXTERIOR DOOR	E-07	E-24
WINDSHIELD/WIPER	F-01	F-02

WINDOW, VENT & EXTERIOR DOOR GROUP
WINDOWS & DOORS



**1993 WINNEBAGO
TABLE OF CONTENTS**

INTRODUCTION	A-01 -	A-02
ABBREVIATIONS		A-03
ALPHABETICAL INDEX	A-04 -	A-06
WCF27RC	A-07 -	F-02
WCF27RQ	F-03 -	J-20

1993 WCF27RC INDEX

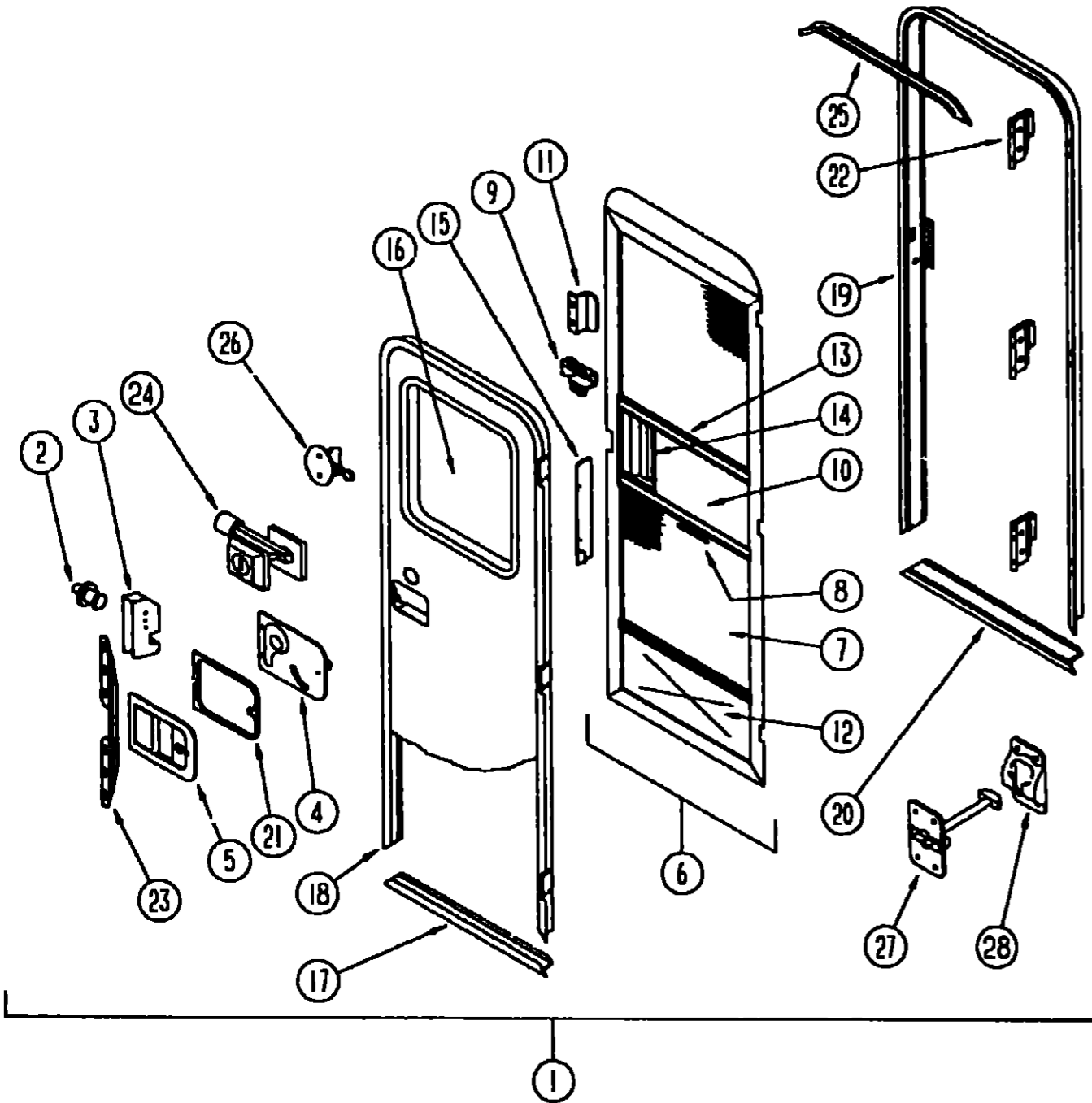
FLOOR PLAN	A-07 -	A-08
ACCESSORIES		A-09
AUDIO VIDEO	A-10 -	A-12
BATH	A-13 -	A-14
BEDROOM	A-15 -	A-16
CHASSIS	A-17 -	B-04
CURTAIN & CUSHION	B-05 -	B-14
DINETTE	B-15 -	B-16
DRIVERS COMPARTMENT	B-17 -	B-21
ELECTRICAL	B-22 -	C-04
EXTERIOR BODY	C-05 -	C-12
GALLEY	C-13 -	C-17
GENERATOR	C-18 -	C-19
HEATING & A/C	C-20 -	D-02
INTERIOR FINISH	D-03 -	D-06
LABELS	D-07 -	D-15
LP		D-16
LOUNGE	D-17 -	D-18
SEALANTS & FASTENERS	D-19 -	D-22
WATER & SEWAGE	D-23 -	E-06
WINDOW, VENT AND EXTERIOR DOOR	E-07 -	E-24
WINDSHIELD/WIPER	F-01 -	F-02

KEY	PART NUMBER	U/M DESCRIPTION
1	078528-04-C05	EA WINDOW-ESCAPE, BACKWALL - 26 7" X 36" - W/O INSIDE FRAME
2	052423 01-000	EA DOOR-ACCESS, 6 6" X 6 3" - PLASTIC - OFF WHITE - SEWER HOSE DOOR
2	052424-01-000	EA JAMB-DOOR, 8" X 7.7" - PLASTIC - OFF WHITE - SEWER HOSE DOOR
	042442 01-000	EA LOCK-TWIST TYPE, METAL - SEWER HOSE DOOR
3	084103-03-000	EA DOOR-REFRIGERATOR, VENTED - W/O JAMB - OFF WHITE
3	084104 03-000	EA JAMB-DOOR, REFRIGERATOR - OFF WHITE
	084104-01-700	EA LOCK-MALE, FASTENER - REFRIGERATOR DOOR
	084104-01-701	EA LOCK-FEMALE, FASTENER - REFRIGERATOR DOOR
4	092235-11-Y12	EA WINDOW-TIPOUT, SINGLE - W/O INSIDE FRAME
5	088794-01-000	EA DOOR-POWER CORD, W/HATCH - 11" X 9 2" - OFF WHITE
6	103533 01-C05	EA DOOR-GENERATOR/STORAGE, 29 4" X 11 8" - OFF WHITE
7	052009-01-000	EA DOOR-WATER HEATER, OFF WHITE - ATWOOD 5576-27
8	098647-10 02A	EA WINDOW-SLIDING W/OFF WHITE INSIDE FRAME EXCEL H024-PRL
9	106987-06-C05	EA DOOR-STORAGE, 43 5" X 23 7" - OFF WHITE
10	103658-01-01A	EA WINDOW-CAB, W/BLACK INSIDE FRAME - DRIVER SIDE - EXCEL H332-ARL FROM 00-00-00 THRU 08-22-92
10	103658-05-01A	EA WINDOW-CAB, W/BLACK INSIDE FRAME - DRIVER SIDE - EXCEL H373-ARL FROM 08-23-92 THRU 99-99-99

KEY	PART NUMBER	U/M DESCRIPTION
11	103658-02-01A	EA WINDOW-CAB, W/BLACK INSIDE FRAME - PASSENGER SIDE - EXCEL H322-ARR FROM 00-00-00 THRU 08-22-92
11	103658-06-01A	EA WINDOW-CAB, W/BLACK INSIDE FRAME - PASSENGER SIDE - EXCEL H373-ARR FROM 08-23-92 THRU 99-99-99
12	106987-01-C05	EA DOOR-STORAGE, 22 1" X 11 6" - OFF WHITE
13	098644-03-02A	EA WINDOW-VERTICAL SLIDER, W/OFF WHITE INSIDE FRAME - EXCEL H298 PR
14	079733-04-T03	EA WINDOW-PICTURE, W/O INSIDE FRAME - 17" X 25"
15	M01870-64-D09	EA DOOR-ENTRY W/SCREEN DOOR & JAMB
16	078720-02-T15	EA DOOR-COMPARTMENT, LP - 16 9" X 5 4" - OFF WHITE
17	105118-01-C05	EA DOOR-PATIO ENTERTAINMENT CENTER, 17 8" X 8 1" - OFF WHITE
18	106987-02-C05	EA DOOR-STORAGE, 18 4" X 11 6" - OFF WHITE
19	098647-09-02A	EA WINDOW-SLIDING W/OFF WHITE INSIDE FRAME - EXCEL H024-PRR
20	106987-05-C05	EA DOOR-STORAGE, 31 1" X 22 6" - OFF WHITE
21	081240 03-000	EA DOOR-WATER FILL, LOCKABLE 4" X 4 5/8" - OFF WHITE
22	105118-02-C05	EA DOOR-EXTERIOR SHO-WER 17 5" X 7 6" - OFF WHITE
23	092235-12-Y12	EA WINDOW-TIPOUT, SINGLE - W/O INSIDE FRAME

WINDOW, VENT & EXTERIOR DOOR GROUP (CONTINUED)

ENTRY DOOR



KEY	PART NUMBER	U/M	DESCRIPTION
1	M01870 64-D09	EA	DOOR-ENTRY W/SCREEN DOOR & JAMB
2	039539-01-000	EA	STRIKE-LOCK, ENTRY DOOR - ROUND W/THEADED WASHER
3	039540-01-000	EA	LATCH MECHANISM HOOK, ENTRY DOOR - INTERIOR
4	039715 01-000	EA	NUT-SERT, 1/4" DIAMETER - 20 THREADS
4	039979-04-000	EA	COVER-INTERIOR LATCH, W/TRIP ARM - RIGHT - BLACK
	039984-01-000	EA	CAP-ROUND, VINYL - 28" ID X 62" LONG - BLACK
	041546-03-000	EA	BRACKET-DOOR ANGLE, 5" X 1 9" - BEIGE - METAL
5	045017-11-000	EA	LATCH-ENTRY DOOR, MECHANISM W/LOCK & KEY - BLACK
	045017-11-701	EA	KEY BLANK
	058025-02-000	EA	CLIP-ROLLER LATCH CATCH, SCREEN DOOR
	063729-04-000	EA	RIVNUT, 10-32 UNF - 010-080
	072893-01-000	EA	NUTSERT-M5 X 0, 8
	075671-04-000	FT	SEAL-SPONGE, LAZY T SHAPE - W/ADHESIVE STRIPE - 5" WIDE
6	079012-01-U01	EA	DOOR-SCREEN
7	002293-02-000	SF	SCREENING-WINDOW/DOOR, 26" - CHARCOAL
8	002294-01-000	FT	SPLINE-SCREENING, .135" X 138" - BLACK
9	109403-01-000	EA	CATCH-ASM-SINGLE ROLLER
10	016454-01-000	EA	INSERT-CENTER, LEATHER GRAIN ALUMINUM - UNPAINTED
10	001014-01-013	EA	INSERT-CENTER, 10 25" X 16 31" - UNPAINTED
11	050712-04-000	EA	HANDLE-SCREEN DOOR, ALUMINUM - OFF WHITE
11	050712-05-000	EA	HANDLE-SCREEN DOOR, ALUMINUM - UNPAINTED
12	078552-03-000	EA	KICK PANEL-SCREEN DOOR, LOWER INSERT - UNPAINTED
	078595-01-000	EA	TOP PLATE-SCREEN DOOR, CURVED TOP - 4 7" X 25 35"
13	078777-01-000	EA	CHANNEL-SLIDE, SCREEN DOOR CENTER SLIDER COVER
14	079086-02-000	EA	SLIDER-SCREEN DOOR, OFF WHITE
15	079087-02-000	EA	STRIKE-SLIDER, W/LIP FOR ELBOW CATCH - 1 5" X 8 6" - OFF WHITE
	009016-01-000	EA	CATCH-ELBOW SPRING LOADED - SCREEN DOOR CATCH FROM 00-00-00 THRU 01-28-93
16	079733-04-T03	EA	WINDOW-PICTURE, W/O INSIDE FRAME - 17" X 25"
	087561-01-000	FT	SEAL-GLASS, EXTERIOR - 5" WIDE - VINYL - BLACK
	067609-32-000	EA	FRAME-WINDOW, INSIDE - ENTRY DOOR - OFF WHITE
	067609-27-000	EA	FRAME-WINDOW, INSIDE - ENTRY DOOR - BLACK - EUROPEAN OPTION
	002181-06-000	EA	GLASS-PICTURE WINDOW, 115" X 16 25" X 24"
	081914-01-000	EA	BUMPER-RUBBER, ROUND - 43" DIAMETER - BLACK
17	089748-01-000	EA	FRAME-BOTTOM, ENTRY DOOR - 24 8" LONG - OFF WHITE
	090340-01-000	FT	SEAL-FOAM, CLOSED CELL - 1/4" X 1/2" X 50'
18	095276-01-01A	EA	FRAME-ENTRY DOOR, W/O BOTTOM - OFF WHITE
19	095277-02-01A	EA	JAMB ENTRY DOOR, W/BOTTOM - 25 9" X 74 5" - OFF WHITE
20	051049-01-000	EA	JAMB-BOTTOM, ENTRY DOOR - 25 9" - UNPAINTED
	079207-01-000	EA	STRIKER-ROLLER CATCH, WELDED TO DOOR JAMB - 4" X 1 15"
21	096810-01-01A	EA	PLATE-LATCH, ENTRY DOOR - PLASTIC - BLACK
22	097724-01-04A	EA	HINGE-ENTRY DOOR, UNPAINTED
23	098173-01-04A	EA	STIFFENER-ENTRY DOOR SUPPORTS LATCH/STRIKE AREA - UNPAINTED
	100128-02-000	FT	SEAL-PILE, ADHESIVE BACK - SCREEN DOOR - GRAY
24	101145-01-01A	EA	DEADBOLT-ENTRY DOOR, W/2 KEYS W/O BACK SET BOLT OR SCREWS
	095229 01-700	EA	KEY BLANK FOR DEADBOLT
	101147-01-000	EA	BOLT-SECURITY, 4 12" BACKSET
	102524-01-000	EA	BUMPER-RUBBER, FLAT - BLACK
25	044582-02-000	EA	CAP-DRIP, ENTRY DOOR - JAMB MOUNTED - ALUMINUM - OFF WHITE
	075639-04-000	EA	GARNISH-RADIUS, ENTRY DOOR - OFF WHITE
	077461-03-000	EA	COVER-STRIKE, ENTRY DOOR - 6 5" X 2 5" - PLASTIC - WHITE
	091876-01-000	EA	RETAINER-DOOR, 1 9" X 8" - METAL
26	100412-01-000	EA	CATCH-SCREEN DOOR, THUMB CLIP W/BLACK PLASTIC CAP
27	104099 01-01A	EA	CATCH-DOOR HOLDER, STRIKE - OFF WHITE
28	104099-02-01A	EA	CATCH-DOOR HOLDER, RETAINER - OFF WHITE
	009126-02-000	EA	HANDLE-ASSIST, ENTRY DOOR - BLACK
	076725-01-000	EA	COVER-ACCESS/HINGE - 6" X 3 2" - PLASTIC - BEIGE
	102248-01-000	EA	SHIM-DOOR
	093673-01-01A	FT	TRIM-ENTRANCE DOOR, 1 4" WIDE X 8' LONG - OFF WHITE PLASTIC

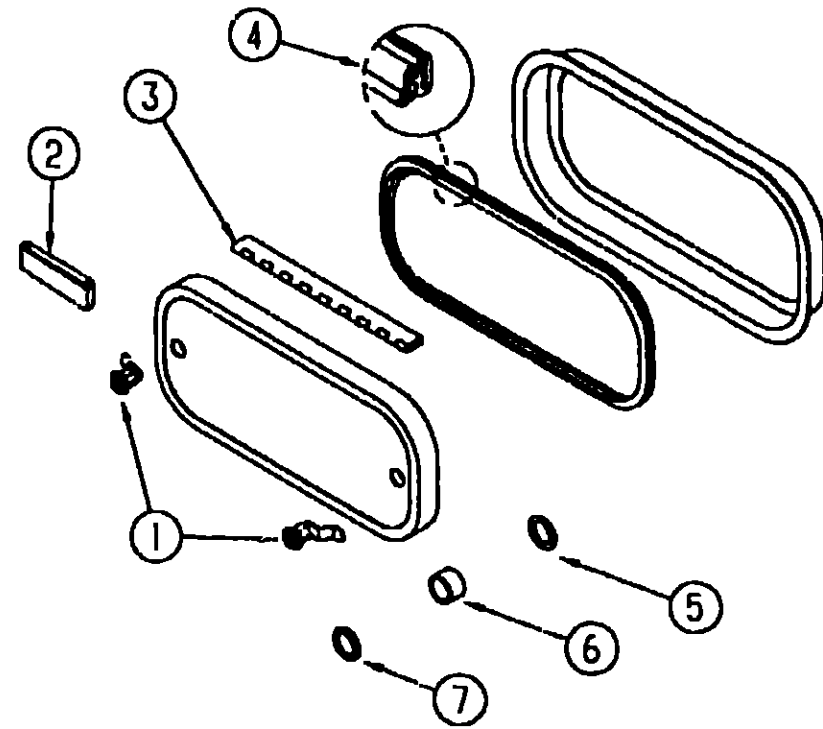
1993 WINNEBAGO TABLE OF CONTENTS

INTRODUCTION	A-01 -	A-02
ABBREVIATIONS		A-03
ALPHABETICAL INDEX	A-04 -	A-06
WCF27RC	A-07 -	F-02
WCF27RQ	F-03 -	J-20

1993 WCF27RC INDEX

FLOOR PLAN	A-07 -	A-08
ACCESSORIES		A-09
AUDIO VIDEO	A-10 -	A-12
BATH	A-13 -	A-14
BEDROOM	A-15 -	A-16
CHASSIS	A-17 -	B-04
CURTAIN & CUSHION	B-05 -	B-14
DINETTE	B-15 -	B-16
DRIVERS COMPARTMENT	B-17 -	B-21
ELECTRICAL	B-22 -	C-04
EXTERIOR BODY	C-05 -	C-12
GALLEY	C-13 -	C-17
GENERATOR	C-18 -	C-19
HEATING & A/C	C-20 -	D-02
INTERIOR FINISH	D-03 -	D-06
LABELS	D-07 -	D-15
LP		D-16
LOUNGE	D-17 -	D-18
SEALANTS & FASTENERS	D-19 -	D-22
WATER & SEWAGE	D-23 -	E-06
WINDOW, VENT AND EXTERIOR DOOR	E-07 -	E-24
WINDSHIELD/WIPER	F-01 -	F-02

WINDOW, VENT & EXTERIOR DOOR GROUP (CONTINUED)



EXTERIOR DOOR COMPONENTS & HOLDERS

KEY	PART NUMBER	U/M DESCRIPTION
1	079366-04-000	EA LOCK-DOOR, KEY TYPE W/O KEYS - 1.9 OFF SET
	082684-01-700	EA KEY BLANK
1	009003-01-000	EA LOCK-TWIST TYPE, W/CLIP
1	079927-03-000	EA LOCK-TWIST TYPE, DOUBLE CAM - 2 10 OFF SET
2	102768-01-000	EA HOLDER COMPARTMENT/ENTRY DOOR, METAL - MILL FINISH
3	081801-02-000	EA HINGE - 2" X 96", OFF WHITE
3	034007-40-000	EA HINGE-PIANO, 1 5" X 96" - ALUMINUM - OFF WHITE
3	009065 01-000	EA HINGE-PIANO, 1 5" X 96" - ALUMINUM - UNPAINTED
4	064075-07-000	FT SEAL-BULB, W/WIRED U CHANNEL - 3" X 5" CHANNEL - BLACK
5	109833-01-000	EA BEAUTY RING- 67" X 78" ID, STAINLESS STEEL
6	107997-51-001	EA SPACER - 86" X .5", ALUMINUM
7	109834-01-000	EA WASHER - 64" X 752" ID, STAINLESS STEEL
	081914-01-000	EA BUMPER-RUBBER, ROUND - 43" DIAMETER - BLACK
	104692-01-000	FT SEAL - 3/4" X 3/4", ADHESIVE BACK

WINDOW, VENT & EXTERIOR DOOR GROUP (CONTINUED)

POWERED ROOF VENT (FROM: 00-00-00 THRU. 10-04-92)

KEY	PART NUMBER	U/M DESCRIPTION
	090394-01-Y12	EA VENT-ROOF, POWERED
	002825-01-000	EA WEATHER STRIP-ROOF VENT, GRAY
	008195-01-000	EA SWITCH-ROOF VENT, PUSH BUT/ON 12V
	008386-01-000	EA GROMMET-SNAP, 3/8"
	009440-01-000	EA GEAR/ARM-VENT COVER, LIFT
	015910 03 000	EA BRACKET-HANDLE, ROOF VENT - OFF WHITE
	015911 01-000	EA TRACK-LIFT ARM, SLIDE - ROOF VENT
	048648-01-000	EA MOTOR-ROOF VENT, 1/8 SHAFT - 12V - JENSEN
	048649 01-000	EA FAN ROOF VENT, 6 BLADES - 6" - JENSEN
	055218 01-000	EA COVER-ROOF VENT
	052639 01-200	EA HINGE-EXTRUSION, ROOF VENT 7"
	052639-01-001	EA HINGE-VENT COVER, 16"
	061603 01-000	EA GROMMET-SNAP, 3/16"ID - 3/8" HOLE - PLASTIC - BLACK
	078785 01-Y12	EA SCREEN-ROOF VENT, POWERED
	002291-02 000	SF SCREENING-ROOF VENT/WINDOW, 16" - BLACK
	002298 02-000	FT SPLINE-VENT/WINDOW SCREEN, 128 DIAMETER - BLACK
	009439-01-000	EA CRANK HANDLE-ROOF VENT
	009439 03 000	EA EXTENSION CRANK HANDLE ROOF VENT - 9" - MILL
	009439-04-000	EA SCREW, 8-32 X 1 1/4" POH

POWERED ROOF VENT (FROM: 10-05-92 THRU. 99-99-99)

KEY	PART NUMBER	U/M DESCRIPTION
	110051-03 01A	EA VENT-ROOF, POWERED - 2" ROOF - JENSEN 7757 WHE
	048648-01-000	EA MOTOR-ROOF VENT, 1/8 SHAFT - 12V - JENSEN
	048649 01-000	EA FAN-ROOF VENT, 6 BLADES - 6" - JENSEN
	064470-01-700	EA COVER-ROOF VENT JENSEN 7291
	110051-01-700	EA GARNISH W/SCREEN & FRAME - 2", JENSEN 29 800-02
	110051-01-702	EA LIFT ASM-VENT LID W/O CRANK, JENSEN RP-1000B
	110051-01-703	EA CRANK, JENSEN RP-1031-B

NONPOWERED ROOF VENT (FROM: 00-00-00 THRU: 10-04-92)

KEY	PART NUMBER	U/M DESCRIPTION
	090395-01-Y12	EA VENT-ROOF, NONPOWERED
	009439-01-000	EA CRANK HANDLE-ROOF VENT
	009439-03-000	EA EXTENSION-CRANK HANDLE ROOF VENT - 9" - MILL
	009439-04-000	EA SCREW, 8-32 X 1 1/4" POH
	002825-01-000	EA WEATHER STRIP-ROOF VENT, GRAY
	009440-01-000	EA GEAR/ARM-VENT COVER, LIFT
	015910-03-000	EA BRACKET-HANDLE, ROOF VENT - OFF WHITE
	015911-01-000	EA TRACK-LIFT ARM, SLIDE - ROOF VENT
	055218-01-000	EA COVER-ROOF VENT
	052639-01-001	EA HINGE-VENT COVER, 16"
	052639-01-200	EA HINGE-EXTRUSION, ROOF VENT 7"
	078786-01-Y12	EA SCREEN-ROOF VENT, NON POWERED - WHITE
	002291-02-000	SF SCREENING-ROOF VENT/WINDOW, 15" - BLACK
	002298 02-000	FT SPLINE-VENT/WINDOW SCREEN, 128 DIAMETER - BLACK

NONPOWERED ROOF VENT (FROM: 10-05-92 THRU. 99-99-99)

KEY	PART NUMBER	U/M DESCRIPTION
	110051-01-01A	EA VENT-ROOF, NONPOWERED - 2" ROOF - JENSI N 7724 WHE
	064470 01-700	EA COVER-ROOF VENT, JENSEN 7291
	110051-01-700	EA GARNISH W/SCREEN & FRAME - 2", JI - - 29-800 02
	110051-01-702	EA LIFT ASM VENT LID W/O CRANK, JENL - - RP- 000B
	110051-01-703	EA CRANK, JENSEN RP-1031-B

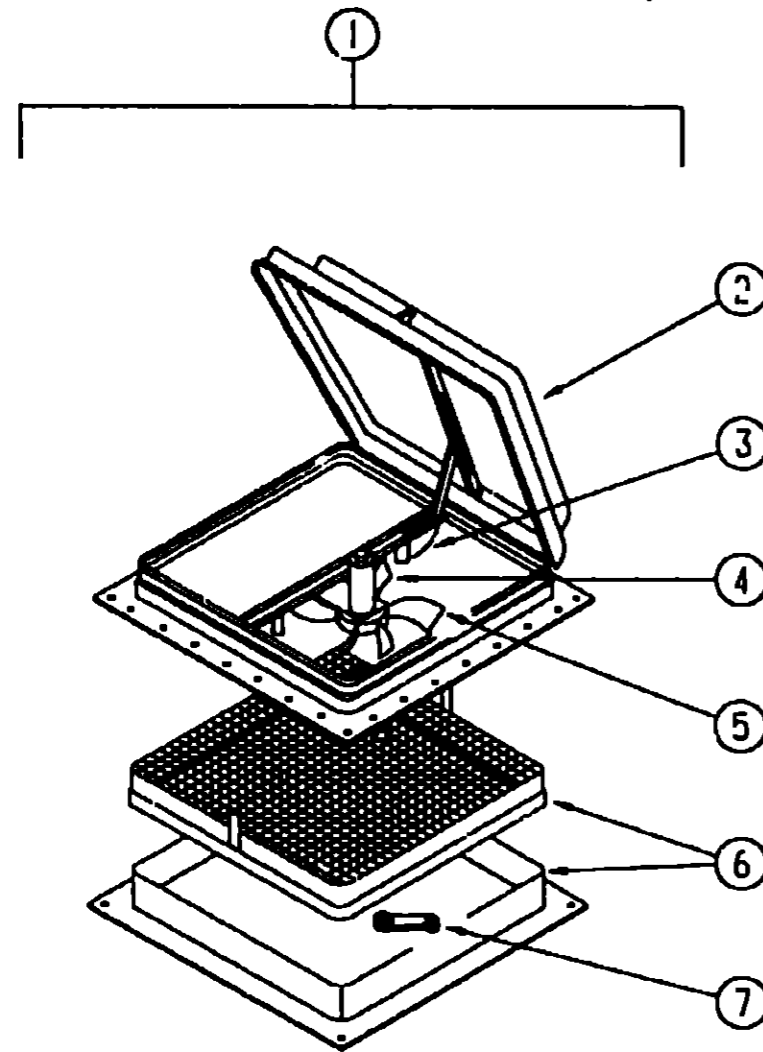
**1993 WINNEBAGO
TABLE OF CONTENTS**

INTRODUCTION	A-01	A-02
ABBREVIATIONS		A-03
ALPHABETICAL INDEX	A-04 -	A-06
WCF27RC	A 07 -	F-02
WCF27RQ	F-03 -	J-20

1993 WCF27RC INDEX

FLOOR PLAN	A-07	A-08
ACCESSORIES		A-09
AUDIO VIDEO	A-10	A-12
BATH	A-13	A-14
BEDROOM	A-15	A-16
CHASSIS	A-17	B-04
CURTAIN & CUSHION	B-05	B-14
DINETTE	B-15	B-16
DRIVERS COMPARTMENT	B-17	B-21
ELECTRICAL	B-22	C-04
EXTERIOR BODY	C-05	C-12
GALLEY	C-13	C-17
GENERATOR	C-18	C-19
HEATING & A/C	C-20	D-02
INTERIOR FINISH	D-03	D-06
LABELS	D-07	D-15
LP		D-16
LOUNGE	D-17	D-18
SEALANTS & FASTENERS	D-19	D-22
WATER & SEWAGE	D-23	E-06
WINDOW, VENT AND EXTERIOR DOOR	E-07	E-24
WINDSHIELD/WIPER	F-01	F-02

WINDOW, VENT & EXTERIOR DOOR GROUP (CONTINUED)



POWERED ROOF VENT - JENSEN - CANADIAN

KEY	PART NUMBER	U/M DESCRIPTION
1	064469-08-000	EA VENT-ROOF POWERED - 14" X 14" - 12V - JENSEN C-727 - CSA FROM 00-00-00 THRU 10-04-92
1	110051-05-01A	EA VENT-ROOF, POWERED - 2" ROOF - CSA - JENSEN C7757 WHE FROM 10-05-92 THRU 99-99-99
2	064470-01-700	EA COVER-ROOF VENT JENSEN 7291
3	064469-03-706	EA LIFT MECHANISM
3	110051-01-702	EA LIFT ASM-VENT LID W/O CRANK, JENSEN RP-1000B FROM 00-00-00 THRU 10-04-92 FROM 10-05-92 THRU 99-99-99
4	048648-01-000	EA MOTOR-ROOF VENT, 1/8 SHAFT - 12V
5	048649-01-000	EA FAN ROOF VENT, 6 BLADES - 6"
6	110051-01-701	EA GARNISH W/SCREEN & FRAME-2", JENSEN 29-800 01
7	009439-01-000	EA CRANK HANDLE-ROOF VENT
	110051-01-703	EA CRANK HANDLE-ROOF VENT JENSEN RP-1031-B FROM 00-00-00 THRU 10-04-92 FROM 10-05-92 THRU 99-99-99
	009439-04-000	EA SCREW, 8-32 X 1 1/4" POH
	009439-03-000	EA EXTENSION-CRANK HANDLE ROOF VENT - 9" - MILL FROM 00-00-00 THRU 10-04-92 FROM 00-00-00 THRU 10-04-92

WINDOW, VENT & EXTERIOR DOOR GROUP (CONTINUED)
VENTS, SHROUDS & ROOF COVERS

KEY	PART NUMBER	U/M DESCRIPTION
	083558-03-000	EA VENT-PLUMBING PIPE HOOF W/COVER - OFF WHITE
	084616-01-000	EA SHROUD-RANGE HOOD VENT, PLASTIC - OFF WHITE
	084878-09-000	EA VENT-RANGE HOOD, SHORT - LVS
	084073-03-000	EA COVER-ROOF VENT, REFRIGERATOR - OFF WHITE - NORCOLD
	084073-04-000	EA BASE-ROOF VENT, REFRIGERATOR - BLACK - NORCOLD
	105028-01-000	EA FLASHING ASM-VENT, REFRIGERATOR

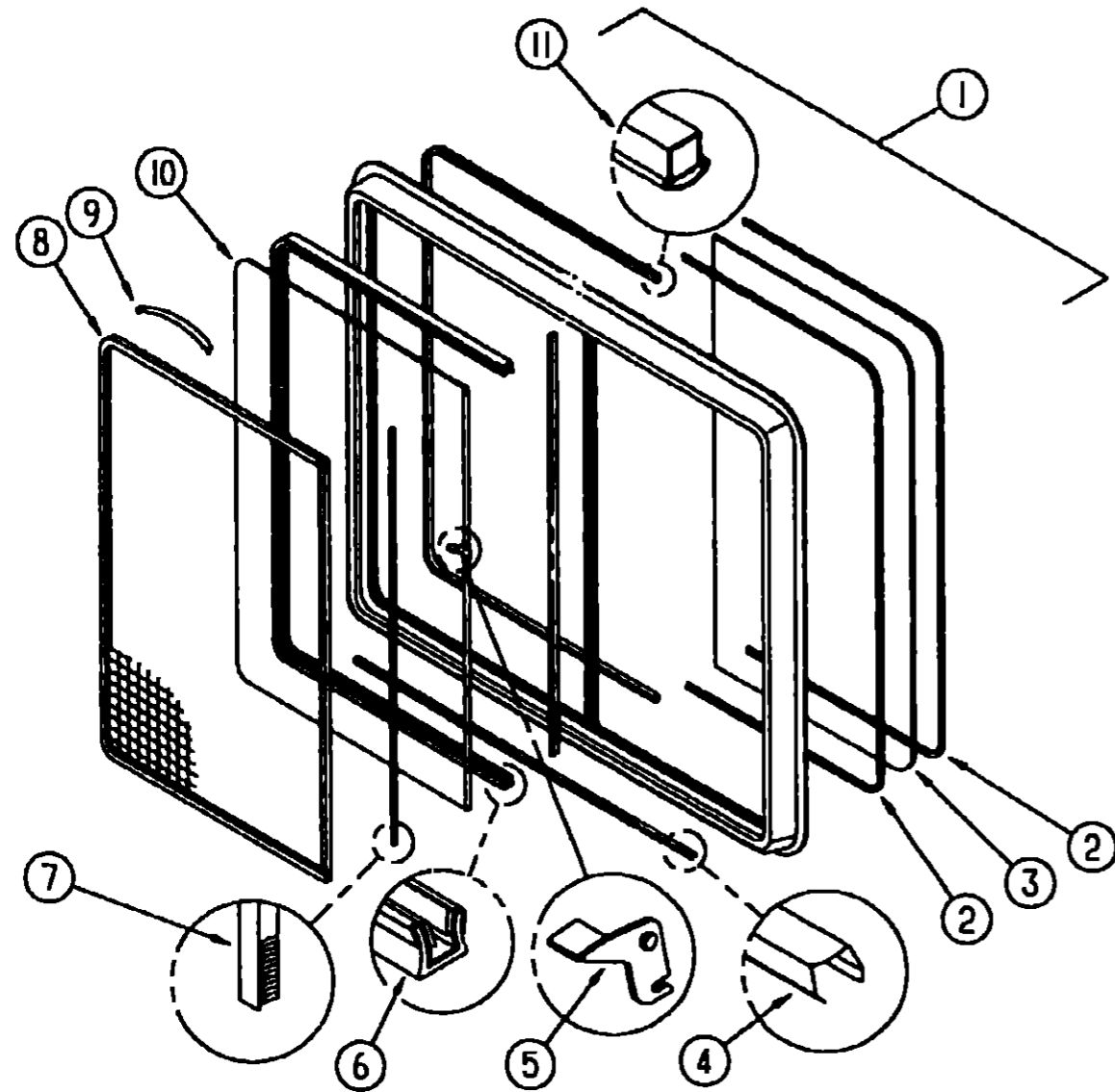
1993 WINNEBAGO
TABLE OF CONTENTS

INTRODUCTION	A-01 -	A-02
ABBREVIATIONS		A-03
ALPHABETICAL INDEX	A-04 -	A-06
WCF27RC	A-07 -	F-02
WCF27RO	F-03 -	J-20

1993 WCF27RC INDEX

FLOOR PLAN	A-07 -	A-08
ACCESSORIES		A-09
AUDIO VIDEO	A-10 -	A-12
BATH	A-13 -	A-14
BEDROOM	A-15 -	A-16
CHASSIS	A-17 -	B-04
CURTAIN & CUSHION	B-05 -	B-14
DINETTE	B-15 -	B-16
DRIVERS COMPARTMENT	B-17 -	B-21
ELECTRICAL	B-22 -	C-04
EXTERIOR BODY	C-05 -	C-12
GALLEY	C-13 -	C-17
GENERATOR	C-18 -	C-19
HEATING & A/C	C-20 -	D-02
INTERIOR FINISH	D-03 -	D-06
LABELS	D-07 -	D-15
LP		D-16
LOUNGE	D-17 -	D-18
SEALANTS & FASTENERS	D-19 -	D-22
WATER & SEWAGE	D-23 -	E-06
WINDOW, VENT AND		
EXTERIOR DOOR	E-07 -	E-24
WINDSHIELD/WIPER	F-01 -	F-02

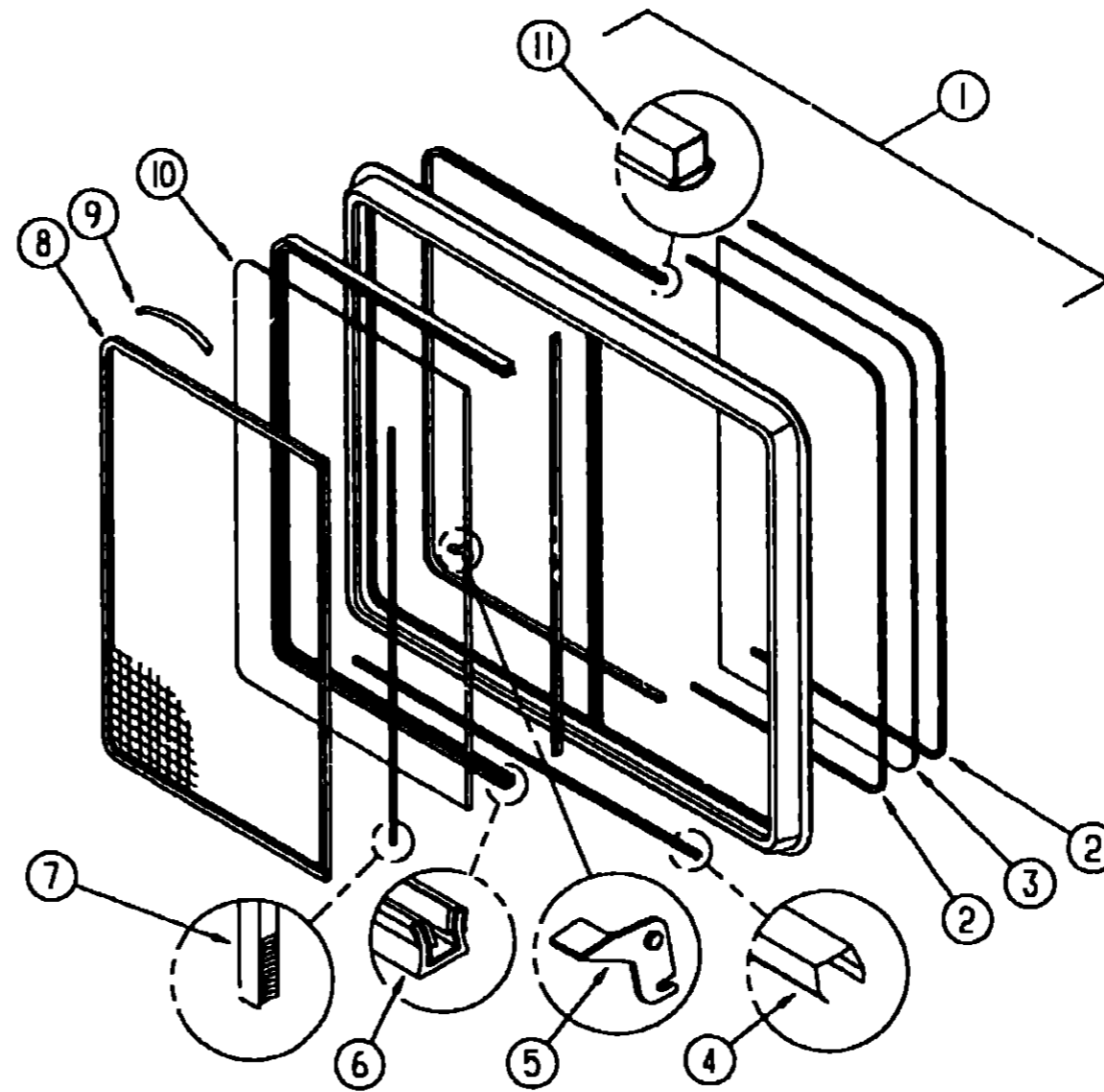
WINDOW, VENT & EXTERIOR DOOR GROUP (CONTINUED)



DINETTE SINGLE SLIDING WINDOW

KEY	PART NUMBER	U/M	DESCRIPTION
	098647-09-02A	EA	WINDOW-HORIZONTAL SLIDER W/INSIDE FRAME - OFF WHITE - EXCEL H024-PRR
	098647-09-704	EA	FRAME-INSIDE, OFF WHITE - EXCEL W024-67
1	098647-09-703	EA	WINDOW-HORIZONTAL SLIDER W/O INSIDE FRAME-OFF WHITE-EXCEL H024 G2R
2	100322-01-703	FT	STRIP-GLAZING, BUTYL - EXCEL 132-010723
3	098647-09-700	EA	GLASS-STATIONARY EXCEL 106-017193
4	098644-01-710	FT	TRACK-SCREEN SPACER, 12' LENGTH - EXCEL M401-31
5	098644-01-700	EA	LATCH-REPAIR KIT, EXCEL B801-CK
6	098644-01-708	FT	CHANNEL-PIERCED RUN EXCEL 122-016543
7	098644-01-711	FT	WEATHERSTRIP-SCREEN BLACK - EXCEL 171-016965
8	098647-09-705	EA	SCREEN W/SPRING & WEATHERSTRIP - EXCEL 410-016464
9	098644-01-713	EA	SPRING-SCREEN FRAME (CLIP), PLASTIC - BLACK - EXCEL 226-016966
	098644-01-716	FT	PLUG-FILLER, EXCEL 132-014470
	098644-01-717	FT	SPLINE-SCREEN, EXCEL 132-004716
10	098647-09-701	EA	GLASS-SLIDING, W/SASH & LATCH - H024-G9 EXCEL
11	098644-01-706	FT	WEATHERSTRIP, EXCEL 171-010668

WINDOW, VENT & EXTERIOR DOOR GROUP (CONTINUED)



LOUNGE SINGLE SLIDING WINDOW

KEY	PART NUMBER	U/M	DESCRIPTION
	098647-10-02A	EA	WINDOW-HORIZONTAL SLIDER W/INSIDE FRAME - OFF WHITE - EXCEL H024-PRL
	098647-09-704	EA	FRAME-INSIDE, OFF WHITE - EXCEL W024-67
1	098647-10-700	EA	WINDOW-HORIZONTAL SLIDER W/O INSIDE FRAME-OFF WHITE-EXCEL H024-G2L
2	100322-01-703	FT	STRIP-GLAZING, BUTYL - EXCEL 132-010723
3	098647-09-700	EA	GLASS-STATIONARY - EXCEL 106-017193
4	098644-01-710	FT	TRACK-SCREEN SPACER, 12' LENGTH - EXCEL M401-31
5	098644-01-700	EA	LATCH-REPAIR KIT, EXCEL B801-CK
6	098644-01-708	FT	CHANNEL-PIERCED RUN, EXCEL 122-016543
7	098644-01-711	FT	WEATHERSTRIP-SCREEN BLACK - EXCEL 171-016965
8	098647-09-705	EA	SCREEN W/SPRING & WEATHERSTRIP - EXCEL 410-016464
9	098644-01-713	EA	SPRING-SCREEN FRAME (CLIP), PLASTIC - BLACK - EXCEL 226-016966
	098644-01-716	FT	PLUG-FILLER, EXCEL 132-014470
	098644-01-717	FT	SPLINE-SCREEN, EXCEL 132-004716
10	098647-09-701	EA	GLASS-SLIDING, W/SASH & LATCH - H024-G9 EXCEL
11	098644-01-706	FT	WEATHERSTRIP, EXCEL 171-010668

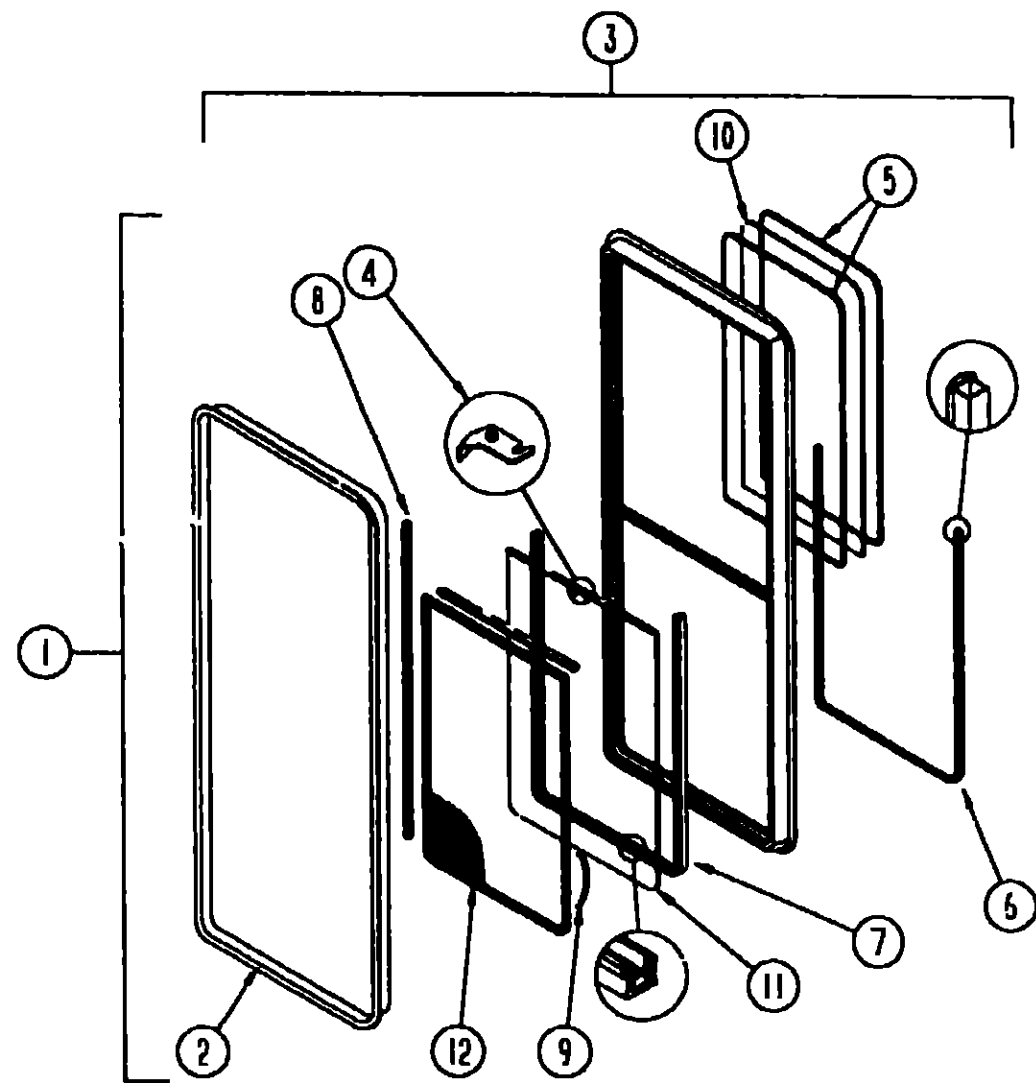
**1993 WINNEBAGO
TABLE OF CONTENTS**

INTRODUCTION	A-01 -	A-02
ABBREVIATIONS		A-03
ALPHABETICAL INDEX	A-04 -	A-06
WCF27RC	A-07 -	F 02
WCF27RQ	F 03 -	J 20

1993 WCF27RC INDEX

FLOOR PLAN	A-07 -	A-08
ACCESSORIES		A-09
AUDIO VIDEO	A-10 -	A-12
BATH	A-13 -	A-14
BEDROOM	A-15 -	A-16
CHASSIS	A-17 -	B-04
CURTAIN & CUSHION	B-05 -	B-14
DINETTE	B-15 -	B-16
DRIVERS COMPARTMENT	B-17 -	B-21
ELECTRICAL	B-22 -	C-04
EXTERIOR BODY	C-05 -	C-12
GALLEY	C-13 -	C-17
GENERATOR	C-18 -	C-19
HEATING & A/C	C-20 -	D 02
INTERIOR FINISH	D-03 -	D-06
LABELS	D-07 -	D-15
LP		D-16
LOUNGE	D-17 -	D-18
SEALANTS & FASTENERS	D-19 -	D-22
WATER & SEWAGE	D-23 -	E-06
WINDOW, VENT AND EXTERIOR DOOR	E-07 -	E-24
WINDSHIELD/WIPER	F-01 -	F-02

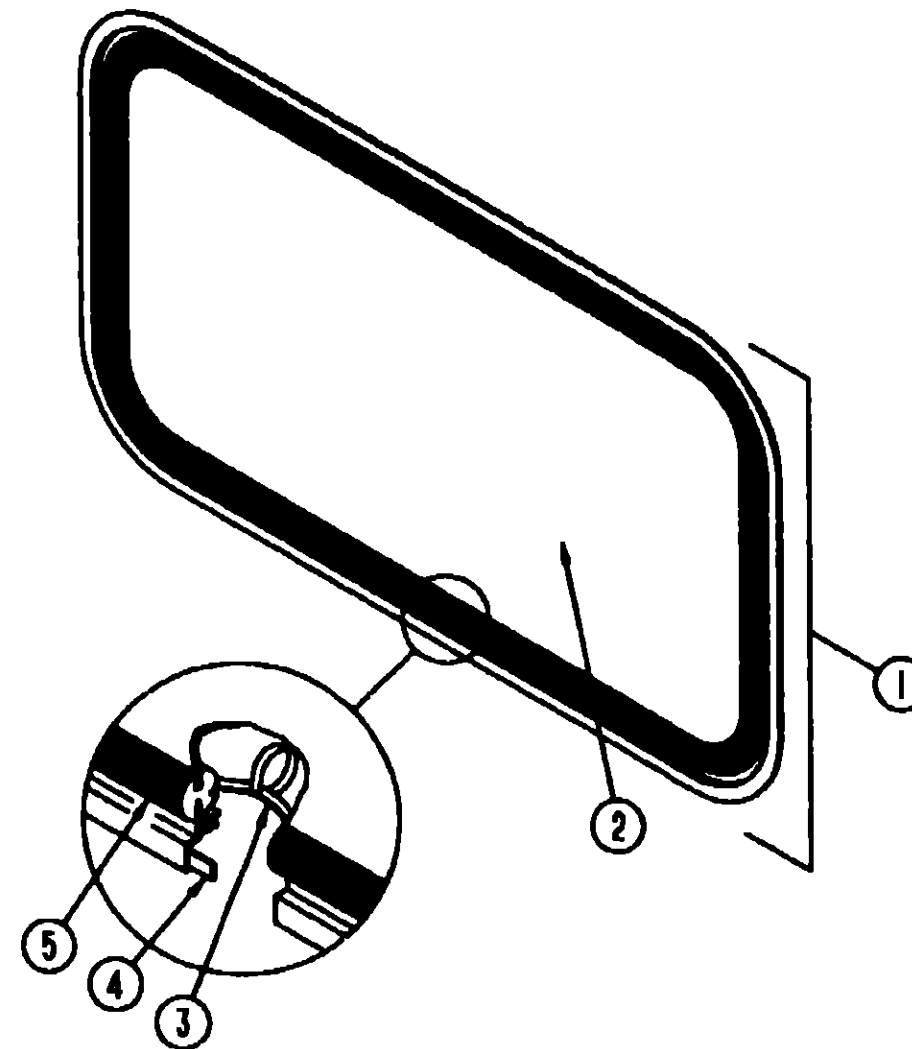
WINDOW, VENT & EXTERIOR DOOR GROUP (CONTINUED)



PASSENGER SIDE SWIVEL CHAIR WINDOW

KEY	PART NUMBER	U/M	DESCRIPTION
1	098644-03-02A	EA	WINDOW-SLIDER, VERTICAL W/INSIDE TRIM EXCEL H298-PR
2	098644-03-705	EA	TRIM INSIDE, OFF WHITE - EXCEL W298-57
3	098644-03-703	EA	WINDOW ASM W/O INSIDE TRIM - EXCEL H298-G2R
4	098644-01-700	EA	LATCH-REPAIR KIT, EXCEL B801-CK
5	100322-01-703	FT	STRIP-GLAZING, BUTYL - EXCEL 132-010723
6	098644-01-706	FT	WEATHERSTRIP, EXCEL 171-010668
7	098644-01-708	FT	CHANNEL-PIERCED RUN, EXCEL 122-016543
8	098644-01-710	FT	TRACK-SCREEN SPACER 12' LENGTH - EXCEL M401-31
9	098644-01-711	FT	WEATHERSTRIP-SCREEN, BLACK - EXCEL 171-016965
10	098644-01-713	EA	SPRING-SCREEN FRAME (CLIP), PLASTIC - BLACK
11	098644-03-701	EA	GLASS-SLIDING, W/SASH & LATCH - EXCEL H298-G9
12	098644-03-702	EA	SCREEN W/SPRING & WEATHERSTRIP - EXCEL 410-017634
	098644-01-716	FT	PLUG-FILLER, EXCEL 132-014470
	098644-01-717	FT	SPLINE SCREEN, EXCEL 132-004716

WINDOW, VENT & EXTERIOR DOOR GROUP (CONTINUED)



BACKWALL ESCAPE WINDOW

KEY	PART NUMBER	U/M	DESCRIPTION
	074816-09-000	EA	FRAME-WINDOW, INSIDE - ESCAPE - OFF WHITE
1	078528-04-C05	EA	WINDOW-ESCAPE, BACKWALL - 26 7" X 36" - W/O INSIDE FRAME
2	076337-09-000	EA	GLASS-WINDOW, 23 5" X 32 8"
3	002285-01-000	FT	FILLER-WEATHER STRIP, RUBBER - BLACK
	077066-01-702	EA	TAPE ASM-ESCAPE WINDOW, RED
4	069640-10 000	FT	SEALER-RIBBON, 1/32" X 1 1/2" INCREMENTS OF 90'
5	002282-04-000	EA	WEATHERSTRIP-WINDOW, 125" X 109 25" - VULCANIZED - BLACK

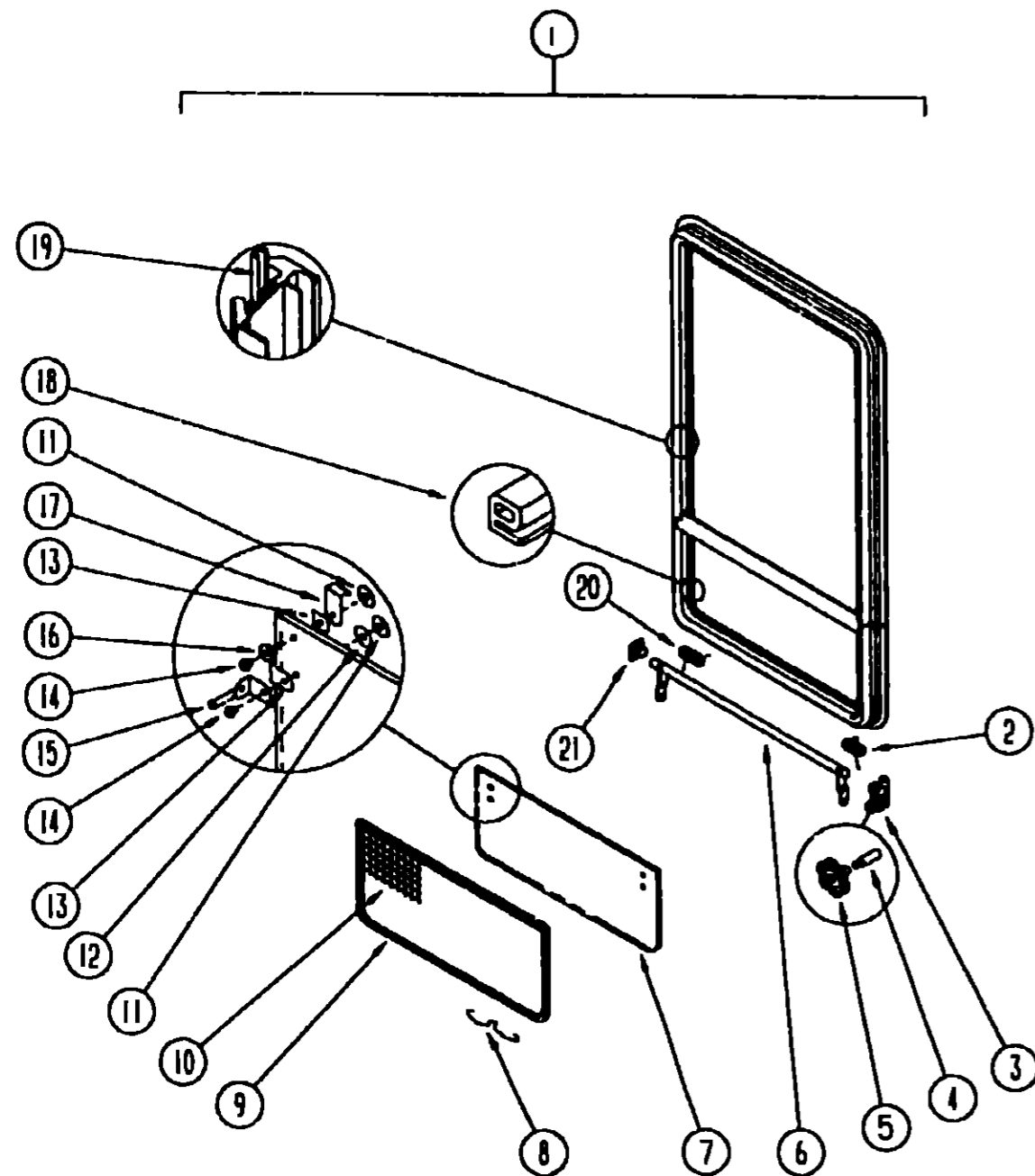
**1993 WINNEBAGO
TABLE OF CONTENTS**

INTRODUCTION	A-01 -	A-02
ABBREVIATIONS		A-03
ALPHABETICAL INDEX	A-04 -	A-06
WCF27RC	A-07 -	F-02
WCF27RO	F-03 -	J-20

1993 WCF27RC INDEX

FLOOR PLAN	A-07 -	A-08
ACCESSORIES		A-09
AUDIO VIDEO	A-10 -	A-12
BATH	A-13 -	A-14
BEDROOM	A-15 -	A-16
CHASSIS	A-17 -	B-04
CURTAIN & CUSHION	B-05 -	B-14
DINETTE	B-15 -	B-16
DRIVERS COMPARTMENT	B-17 -	B-21
ELECTRICAL	B-22 -	C-04
EXTERIOR BODY	C-05 -	C-12
GALLEY	C-13 -	C-17
GENERATOR	C-18 -	C-19
HEATING & A/C	C-20 -	D-02
INTERIOR FINISH	D-03 -	D-06
LABELS	D-07 -	D-15
LP		D-16
LOUNGE	D-17 -	D-18
SEALANTS & FASTENERS	D-19 -	D-22
WATER & SEWAGE	D-23 -	E-06
WINDOW VENT AND		
EXTERIOR DOOR	E-07 -	E-24
WINDSHIELD WIPER	F-01 -	F-02

WINDOW, VENT & EXTERIOR DOOR GROUP (CONTINUED)
PASSENGER SIDE BEDROOM WINDOW



KEY	PART NUMBER	U/M DESCRIPTION
	090893-18-02A	EA FRAME-WINDOW, INSIDE - OFF WHITE
1	092235-12-Y12	EA WINDOW-TIPOUT, W/O INSIDE FRAME - 40 3" X 26 8"
2	080918 01-000	EA SPRING-TORQUE TUBE, RH
3	035302-02-000	EA OPERATOR-TORQUE, TIPOUT WINDOW - LEFT
4	009439-06-000	EA EXTENSION-CRANK HANDLE, WINDOW/ROOF VENT - 9" - BLACK
5	009439-05-000	EA KNOB OPERATOR, TIPOUT WINDOW - BLACK
	009439 07-000	EA SCREW, 8-32 X 1 1/4 PPH - BLACK
6	093153-12-000	EA TUBE ASM - TORQUE, WINDOW
7	084068-17-000	EA GLASS-TIPOUT, 9 2" X 40"
8	100168-01-000	EA CLIP-SPRING, SCREEN
9	100235-04-B07	EA SCREEN-SINGLE TIPOUT WINDOW
10	080218 03-000	SF SCREEN-FIBERGLASS, 12" WIDE
	100240-01-000	FT SPLINE-SCREEN, T-SHAPED
11	086762-01-000	EA T NUT 10-32
12	068927-03-000	EA SEAL-WINDOW, RUBBER - ROUND - 80" DIA - BLACK
13	084473-01-000	EA SEAL-RUBBER, TIPOUT WINDOW
14	086763-01-000	EA SCREW-MACH, 10 - 32 X 1/4 PTH
15	097578-01-000	EA LINKAGE-TIPOUT WINDOW
	081649-01-000	EA RING - SNAP, 7/32 SHAFT DIAMETER
	084453-01-000	EA WASHER - 060 X 50 X .135 - PLASTIC
	085315-01-000	EA RIVET-SHOULDER, TIPOUT WINDOW
	000H14-06-14R	EA RIVET-MANDREL BLIND, 3/16"
16	084453-02-000	EA WASHER - 060 X .50 X 250 - PLASTIC
17	089913-01-000	EA HINGE-TIPOUT WINDOW, BLACK
18	084067-02-000	FT SEAL-E SHAPED, SPONGE RUBBER - TIPOUT WINDOW - 4" X .4" - BLACK FROM 00 00-00 THRU 04-04-93
18	084067-03-000	FT SEAL-E SHAPED, SPONGE RUBBER - TIPOUT WINDOW - 10 6 X 8 6 MM - BLACK FROM 04-05-93 THRU 99-99-99
19	069640-11-000	EA SEALER-TAPE, 3/16" X 3/8" - BLACK
20	080918-02-000	EA SPRING-TORQUE TUBE, LH
21	081354-01-000	EA SLEEVE-TORQUE TUBE, TIPOUT WINDOW - 1 3" X 1 2" X 7"

**1993 WINNEBAGO
TABLE OF CONTENTS**

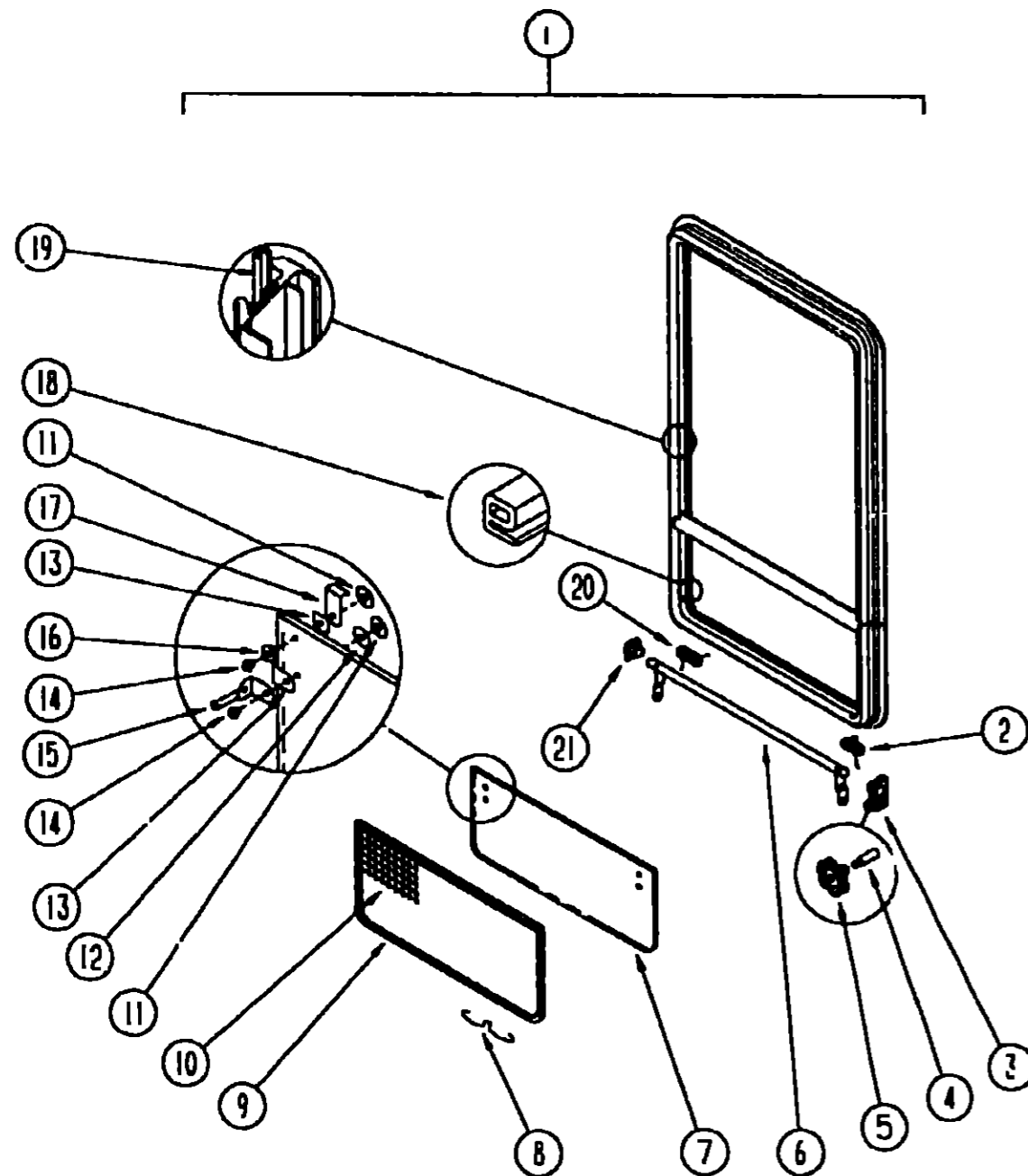
INTRODUCTION	A-01 -	A-02
ABBREVIATIONS		A-03
ALPHABETICAL INDEX	A-04 -	A-06
WCF27RC	A-07 -	F-02
WCF27RQ	F-03 -	J-20

1993 WCF27RC INDEX

FLOOR PLAN	A-07 -	A-08
ACCESSORIES		A-09
AUDIO VIDEO	A-10 -	A-12
BATH	A-13 -	A-14
BEDROOM	A-15 -	A-16
CHASSIS	A-17 -	B-04
CURTAIN & CUSHION	B-05 -	B-14
DINETTE	B-15 -	B-16
DRIVERS COMPARTMENT	B-17 -	B-21
ELECTRICAL	B-22 -	C-04
EXTERIOR BODY	C-05 -	C-12
GALLEY	C-13 -	C-17
GENERATOR	C 18 -	C-19
HEATING & A/C	C-20 -	D-02
INTERIOR FINISH	D 03 -	D-06
LABELS	D 07 -	D-15
LP		D-16
LOUNGE	D-17 -	D-18
SEALANTS & FASTENERS	D-19 -	D 22
WATER & SEWAGE	D-23 -	E-06
WINDOW VENT AND EXTERIOR DOOR	E 07 -	E-24
WINDSHIELD/WIPER	F-01 -	F-02

WINDOW, VENT & EXTERIOR DOOR GROUP (CONTINUED)

GALLEY WINDOW



KEY	PART NUMBER	U/M	DESCRIPTION
	090893-11-02A	EA	FRAME-WINDOW, INSIDE - OFF WHITE
1	092235-11-Y12	EA	WINDOW-TIPOUT, W/O INSIDE FRAME - 24 8" X 15 5"
2	080918-01-000	EA	SPRING-TORQUE TUBE, RH
3	035302-02-000	EA	OPERATOR-TORQUE, TIPOUT WINDOW - LEFT
4	009439-06 000	EA	EXTENSION-WINDOW CONTROL
5	009439-05-000	EA	KNOB-OPERATOR, TIPOUT WINDOW - BLACK
	009439-07-000	EA	SCREW, 8-32 X 1 1/4 POH - BLACK
6	083150-10-000	EA	TUBE ASM - TORQUE, WINDOW
7	084068-15 000	EA	GLASS-TIPOUT, 9 2" X 24 5"
8	100168-01-000	EA	CLIP-SPRING, SCREEN
9	100235-02 B07	EA	SCREEN-SINGLE TIPOUT WINDOW
10	080218-03-000	SF	SCREEN-FIBERGLASS, 12" WIDE
	100240-01-000	FT	SPLINE SCREEN, T-SHAPED
11	086762-01-000	EA	T NUT 10-32
12	068927-03-000	EA	SEAL-WINDOW, RUBBER - ROUND - 80" DIA - BLACK
13	084473-01-000	EA	SEAL RUBBER, TIPOUT WINDOW
14	086763-01-000	EA	SCREW-MACH, 10 - 32 X 1/4 PTH
15	097578-01-000	EA	LINKAGE-TIPOUT WINDOW
	081649-01-000	EA	RING-SNAP, 7/32 SHAFT DIA
	084453-01-000	EA	WASHER - 060 X 50 X .135 - PLASTIC
	085315-01-000	EA	RIVET-SHOULDER, TIPOUT WINDOW
	000H14-06-14R	EA	RIVET-MANDREL BLIND 3/16"
16	084453-02-000	EA	WASHER - 060 X 50 X 250 - PLASTIC
17	089913-01-000	EA	HINGE-TIPOUT WINDOW, BLACK
18	084067-02-000	FT	SEAL-E SHAPED, SPONGE RUBBER - TIPOUT WINDOW - 4" X 4" - BLACK FROM 00-00-00 THRU 04-04-93
18	084067-03-000	FT	SEAL-E SHAPED, SPONGE RUBBER - TIPOUT WINDOW - 10 6 X 8 6 MM - BLACK FROM 04-05-93 THRU 99 99-99
19	069540-11-000	EA	SEALER-TAPE, 3/16" X 3/8" - BLACK
20	080918-02-000	EA	SPRING-TORQUE TUBE, LH
21	081354-01-000	EA	SLEEVE-TORQUE TUBE, TIPOUT WINDOW - 1 3" X 1 2" X .7"

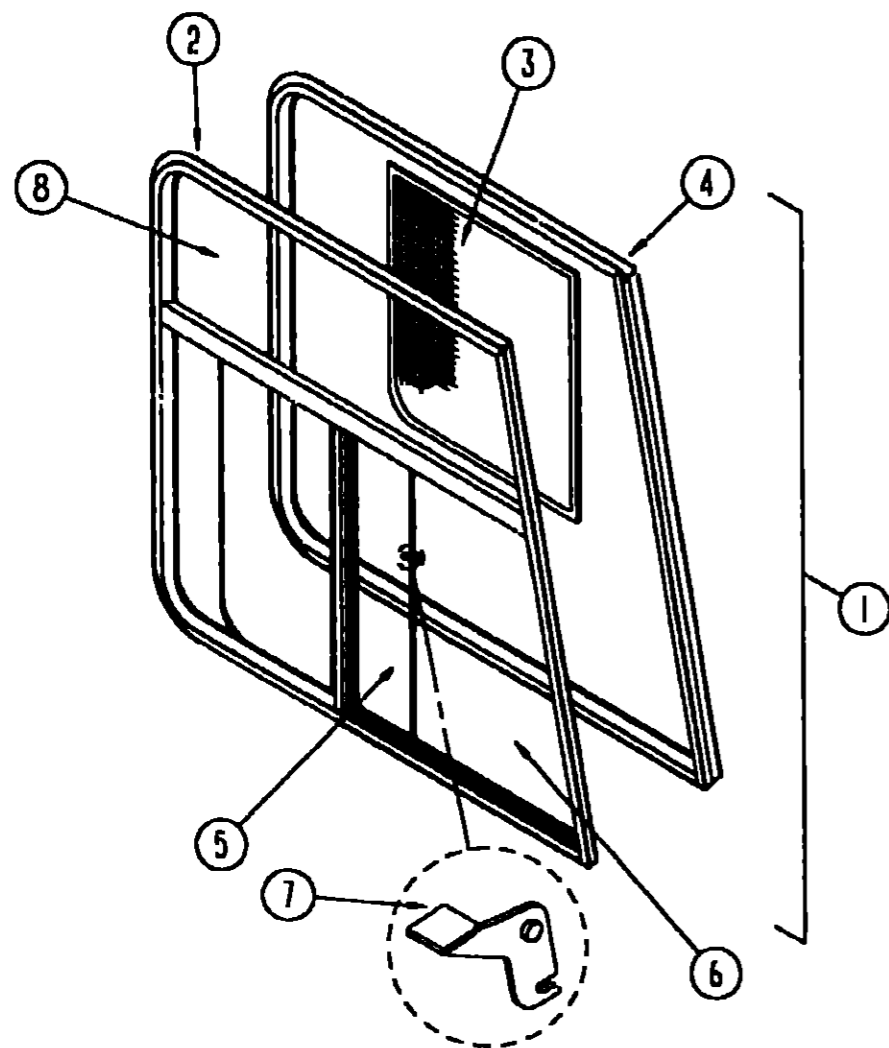
1993 WINNEBAGO TABLE OF CONTENTS

INTRODUCTION	A 01 -	A-02
ABBREVIATIONS		A-03
ALPHABETICAL INDEX	A-04 -	A-06
WCF27RC	A-07 -	F-02
WCF27RO	F-03 -	J-20

1993 WCF27RC INDEX

FLOOR PLAN	A-07 -	A-08
ACCESSORIES		A-09
AUDIO VIDEO	A-10 -	A-12
BATH	A-13 -	A-14
BEDROOM	A-15 -	A-16
CHASSIS	A-17 -	B-04
CURTAIN & CUSHION	B-05 -	B-14
DINETTE	B-15 -	B-16
DRIVERS COMPARTMENT	B-17 -	B-21
ELECTRICAL	B-22 -	C-04
EXTERIOR BODY	C-05 -	C-12
GALLEY	C-13 -	C-17
GENERATOR	C-18 -	C-19
HEATING & A/C	C-20 -	D-02
INTERIOR FINISH	D-03 -	D-06
LABELS	D-07 -	D-15
L ²		D-16
LOUNGE	D-17 -	D-18
SEALANTS & FASTENERS	D-19 -	D-22
WATER & SEWAGE	D-23 -	E-06
WINDOW, VENT AND EXTERIOR DOOR	E-07 -	E-24
WINDSHIELD/WIPER	F-01 -	F-02

WINDOW, VENT & EXTERIOR DOOR GROUP (CONTINUED)
DRIVER & PASSENGER CAB SIDE WINDOWS



KEY	PART NUMBER	U/M	DESCRIPTION
1	103658-02-01A	EA	WINDOW ASM-CAB, PASSENGER - H322-ARR FROM 00-00-00 THRU 08-22-92
1	103658-06-01A	EA	WINDOW ASM-CAB, PASSENGER - H373-ARR FROM 08-23-92 THRU 99-99-99
1	103658-01-01A	EA	WINDOW ASM-CAB, DRIVER - H 332-ARL FROM 00-00-00 THRU 08-22-92
1	103658-05-01A	EA	WINDOW ASM-CAB, DRIVER - H 373-ARL FROM 08-23-92 THRU 99-99-99
2	103658-02-702	EA	WINDOW-SLIDER, CAB - W/O INSIDE FRAME - PASSENGER - H322-A2R EXCEL FROM 00-00-00 THRU 08-22-92
2	103658-06-700	EA	WINDOW-SLIDER, CAB - W/O INSIDE FRAME - PASSENGER - H373-A2R EXCEL FROM 08-23-92 THRU 99-99-99
2	103658-01-704	EA	WINDOW-SLIDER, CAB - W/O INSIDE FRAME - DRIVER - H322-A2L EXCEL FROM 00-00-00 THRU 08-22-92
2	103658-05-703	EA	WINDOW-SLIDER, CAB - W/O INSIDE FRAME - DRIVER - H373-A2L EXCEL FROM 08-23-92 THRU 99-99-99
3	103658-02-700	FA	SCREEN ASM-WINDOW, PASSENGER - H322-03H EXCEL
3	103658-01-700	EA	SCREEN ASM-WINDOW, DRIVER - H322-03L EXCEL
4	103658-02-703	EA	FRAME-INSIDE, PASSENGER - H322-67R EXCEL FROM 00-00-00 THRU 08-22-92
4	103658-05-700	EA	FRAME-INSIDE, PASSENGER - H373-67&77 EXCEL FROM 08-23-92 THRU 99-99-99
4	103658-01-705	EA	FRAME-INSIDE, DRIVER - H322-67L EXCEL FROM 00-00-00 THRU 08-22-92
4	103658-05-702	EA	FRAME-INSIDE, DRIVER - H373-67&77 EXCEL FROM 08-23-92 THRU 99-99-99
5	103658-02-701	EA	GLASS-SLIDING, W/SASH&LATCH - PASSENGER - H322-A9R EXCEL
5	103658-01-703	EA	GLASS-SLIDING, W/SASH&LATCH - DRIVER - H322-A9L EXCEL
6	103658-01-702	EA	GLASS-STATIONARY, BOTTOM - 106-017700 EXCEL
7	098644-01-700	EA	LATCH-REPAIR KIT
8	103658-01-701	EA	GLASS-STATIONARY, TOP - 106-017699 EXCEL FROM 00-00-00 THRU 08-22-92
8	103658-05-701	EA	GLASS-STATIONARY, TOP - 106-018480 EXCEL FROM 08-23-92 THRU 99-99-99
	100322-01-703	FT	STRIP-GLAZING, BUTYL - EXCEL 132-010723
	098644-01-706	FT	WEATHERSTRIP, EXCEL 171-010668
	098644-01-708	FT	CHANNEL-PIERCED RUN, EXCEL 122-016543
	098644-01-710	FT	TRACK-SCREEN SPACER, 12' LENGTH - EXCEL M401-31
	098644-01-711	FT	WEATHERSTRIP-SCREEN, BLACK - EXCEL 171-016965
	098644-01-713	EA	SPRING-SCREEN FRAME (CLIP), PLASTIC - BLACK - EXCEL 226-016966
	098644-01-716	FT	PLUG-FILLER EXCEL 132-014470
	098644-01-717	FT	SPLINE-SCREEN, EXCEL 132-004716

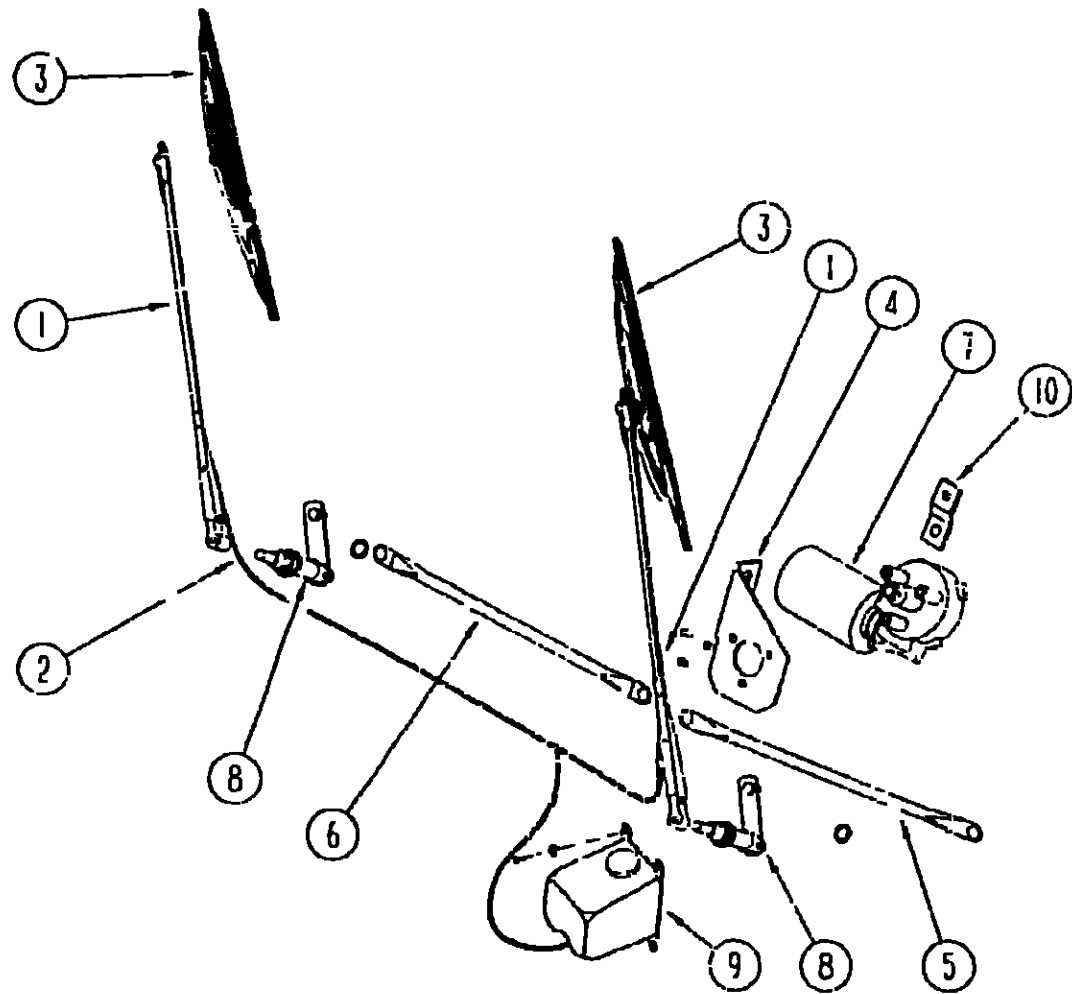
**1993 WINNEBAGO
TABLE OF CONTENTS**

INTRODUCTION	A-01	A-02
ABBREVIATIONS		A-03
ALPHABETICAL INDEX	A-04	A-06
WCF27RC	A-07	F-02
WCF27RQ	F-03	J-20

1993 WCF27RC INDEX

FLOOR PLAN	A-07	A-08
ACCESSORIES		A-09
AUDIO VIDEO	A-10	A-12
BATH	A-13	A-14
BEDROOM	A-15	A-16
CHASSIS	A-17	B-04
CURTAIN & CUSHION	B-05	B-14
DINETTE	B-15	B-16
DRIVERS COMPARTMENT	B-17	B-21
ELECTRICAL	B-22	C-04
EXTERIOR BODY	C-05	C-12
GALLEY	C-13	C-17
GENERATOR	C-18	C-19
HEATING & A/C	C-20	D-02
INTERIOR FINISH	D-03	D-06
LABELS	D-07	D-15
LP		D-16
LOUNGE	D-17	D-18
SEALANTS & FASTENERS	D-19	D-22
WATER & SEWAGE	D-23	E-06
WINDOW VENT AND EXTERIOR DOOR	E-07	E-21
WINDSHIELD/WIPER	F-01	F-02

WINDSHIELD & WIPER GROUP

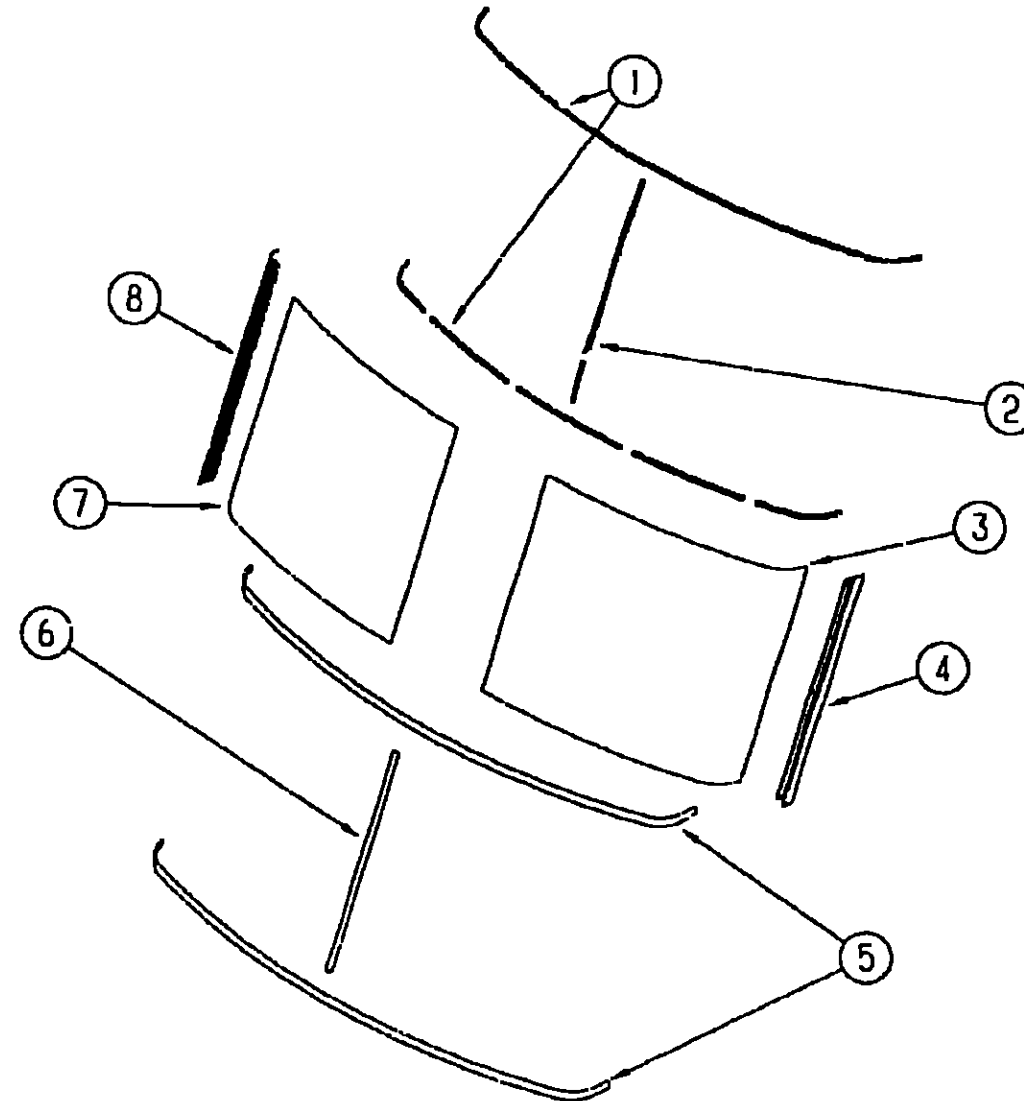


WIPER COMPONENTS

KEY	PART NUMBER	U/M DESCRIPTION
1	103671 01-000	EA ARM WIPER PANTOGRAPH - 24"
	096931 01-700	FT HOSE WIPER TO BLADE
	096931-01 701	CA NOZZLE HARDWARE KIT INCLUDES NOZZLE NUT SHORT THREAD SCREW, LONG THREAD SCREW, AND PLASTIC CAP
2	045794 01 000	FT HOSE-WASHER WINDSHIELD - 5/32" ID - BLACK
3	095961-01 000	EA BLADE-WIPER, 24"
	035904 01-700	EA REFILL-WIPER BLADE 24" - PAIR
4	101519 01-000	FA BRACKET ASM-WIPER
5	103671-01 000	FA LINK ASM-CONNECTING DRIVERS
6	103672 02-000	EA LINK ASM-CONNECTING - PASSENGERS
7	104346-01-000	EA MOTOR WIPER
8	098505 02 000	EA PIVOT & SHAFT ASM-WIPER PASSENGER WINDSHIELD
		FROM 00 00 00 THRU 04-20-93
8	096705 05 000	FA PIVOT & SHAFT ASM-WIPER PASSENGER WINDSHIELD
		FROM 04 21 03 THRU 99 99-99
8	096705 03 000	EA PIVOT & SHAFT ASM WIPER DRIVER WINDSHIELD
		FROM 00 00-00 THRU 12-18-92
8	096505 06 000	EA PIVOT & SHAFT ASM-WIPER DRIVER WINDSHIELD
		FROM 12-19 92 THRU 99-99-99
	096526 01 000	EA SCREW HEX, 1/4 - 28
9	056600 02-000	EA WASHER-WINDSHIELD BOTTLE & PUMP
10	101347-01 000	FA ARM DRIVE, WIPER MOTOR 1 5/4"
	050000 01 700	FT VACUUM HOSE 7/64 - 5/32
	061003-01-000	EA GROMMET SNAP 3/16 ID - 3/8 HOLE - PLASTIC - BLACK
	067188 01-000	EA STUD CRANK WIPER
	110742 01 000	EA GASKET WIPER

FROM 01-11-93 THRU 99 99-99

WINDSHIELD & WIPER GROUP (CONTINUED)



WINDSHIELD MOLDINGS & GLASS

KEY	PART NUMBER	U/M DESCRIPTION
1	102935-01-000	EA CARRIER-REVEAL 50" - WINDSHIELD
2	102935 02 000	EA CARRIER-REVEAL, 38" - WINDSHIELD
		FROM 00-00 00 THRU 12-13 92
2	110268 02-000	EA CARRIER-REVEAL 38" - WINDSHIELD
		FROM 12-14-92 THRU 99 99-99
	110268-05-000	EA CARRIER-REVEAL 2" WINDSHIELD
		FROM 12-14-92 THRU 99 99-99
	110268-07-000	EA CARRIER-REVEAL 42 1" - WINDSHIELD
		FROM 12-14 92 THRU 99 99 99
3	088793 04 000	EA GLASS WINDSHIELD DRIVER
1	103107-02 01A	FA TRIM WINDSHIELD - DRIVER SIDE - BLACK
5	102936 01-000	FT MOLDING REVEAL WINDSHIELD
6	102936 01-000	FT MOLDING-REVEAL WINDSHIELD - CENTER
7	088793 02-000	EA GLASS-WINDSHIELD PASSENGER
8	103107-01 01A	EA TRIM WINDSHIELD PASSENGER SIDE - BLACK
	098788-06 000	EA CHANNEL 49" PCV
	077922-03 000	EA HEADER WINDSHIELD END - RIGHT
	077922-01-000	EA HEADER WINDSHIELD END - LEFT
	077922 05 000	FA HEADER WINDSHIELD - CENTER
	078579 07-000	EA TRIM WINDSHIELD UPPER INNER - RIGHT - OFF WHITE
	078579 08 000	EA TRIM-WINDSHIELD UPPER INNER LEFT - OFF WHITE
	079765 07-000	EA TRIM WINDSHIELD CENTER INNER - OFF WHITE
	077817 02 000	EA SUPPORT-WINDSHIELD LOWER - W/O BRACKETS
	002328 02 000	EA BLOCK-WINDSHIELD 062" X 5" X 98"

**1993 WINNEBAGO
TABLE OF CONTENTS**

INTRODUCTION	A 01 -	A-02
ABBREVIATIONS		A 03
ALPHABETICAL INDEX	A 04 -	A 06
WCF27RC	A 07 -	F-02
WCF27RQ	F-03 -	J-20

1993 WCF27RC INDEX

FLOOR PLAN	A 07	A 08
ACCESSORIES		A 09
AUDIO VIDEO	A 10 -	A-12
BATH	A-13 -	A-14
BEDROOM	A 15	A 16
CHASSIS	A-17 -	B 04
CUPTAIN & CUSHION	B-05 -	B-14
DINETTE	B 15 -	B-16
DRIVERS COMPARTMENT	B 17 -	B 21
ELECTRICAL	B-22 -	C 04
EXTERIOR BODY	C-05 -	C-12
GALLEY	C-13 -	C 17
GENERATOR	C-18 -	C-19
HEATING & A/C	C-20	D 02
INTERIOR FINISH	D 03 -	D 06
LABELS	D-07	D-15
LP		D 16
LOUNGE	D-17 -	D-18
SCALANTS & FASTENERS	D-19 -	D 22
WATER & SEWAGE	D-23 -	E 06
WINDOW VENT AND		
EXTERIOR DOOR	E-07 -	E 24
WINDSHIELD/WIPER	F-01 -	F-02