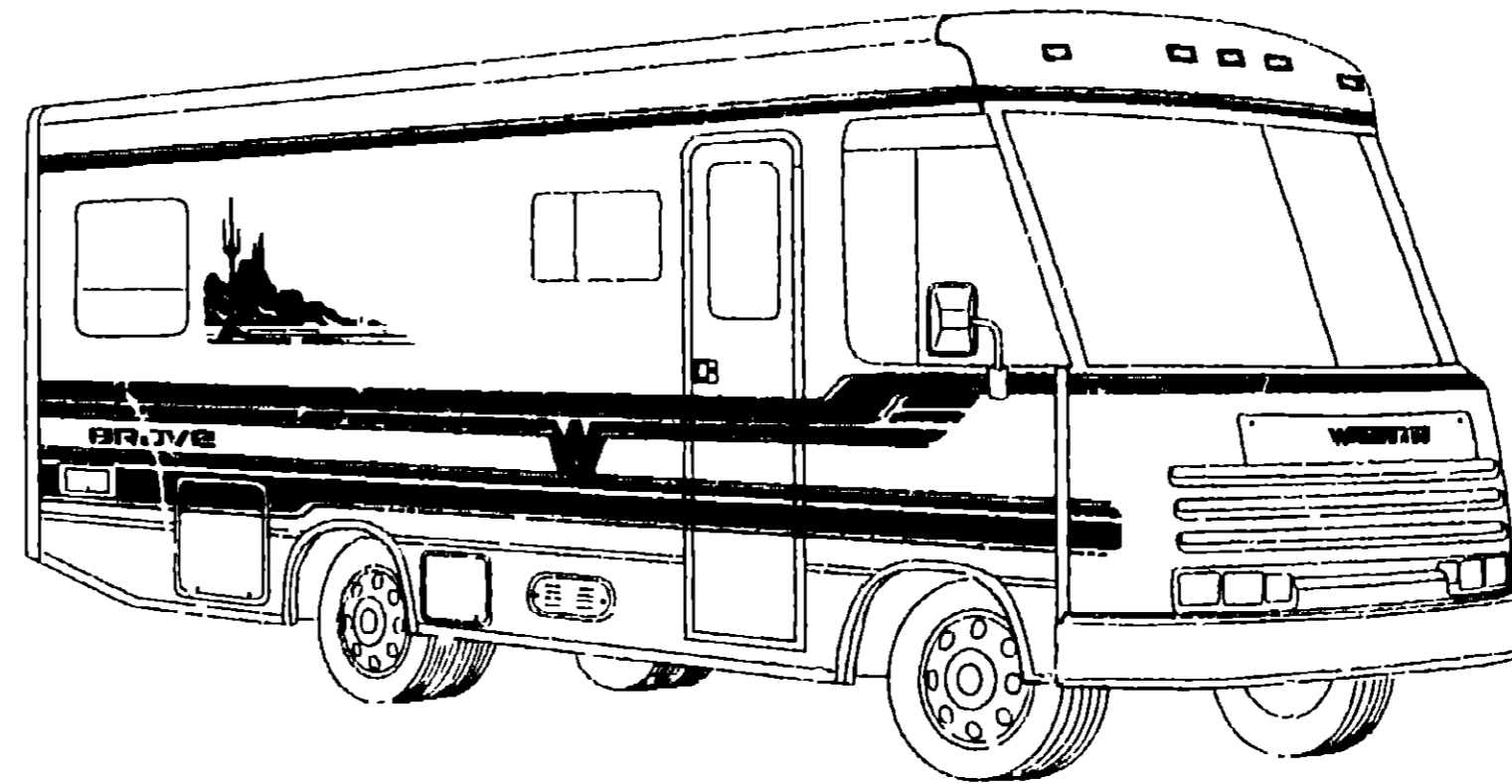
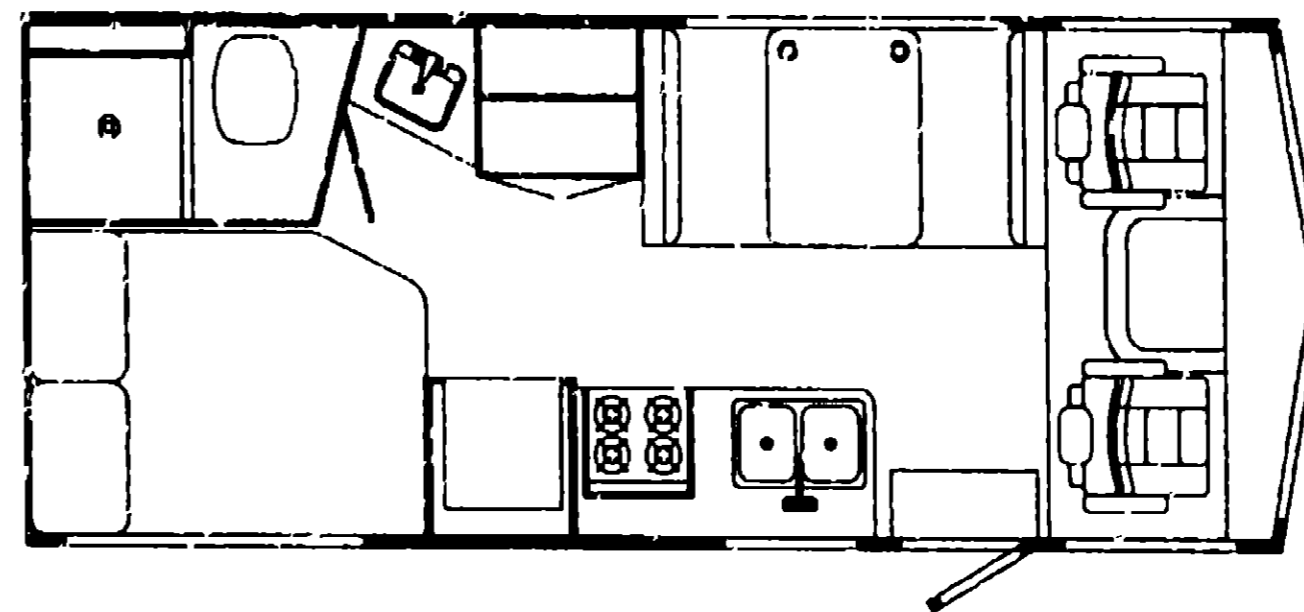


1993 WCF23RC D09 D10 D11



1993 WINNEBAGO TABLE OF CONTENTS

INTRODUCTION	A-01	A-02
ABBREVIATIONS		A-03
ALPHABETICAL INDEX	A-04	A-06
WCF23RC	A-07	E-16
WCF31RQ	E-17	J-18



1993 WCF23RC INDEX

FLOOR PLAN	A-07	A-08
ACCESSORIES		A-09
AUDIO VIDEO	A-10	A-12
BATH	A-13	A-14
BEDROOM	A-15	A-16
CHASSIS	A-17	B-03
CURTAIN & CUSHION	B-04	B-12
DINETTE	B-13	B-14
DRIVERS COMPARTMENT	B-15	B-19
ELECTRICAL	B-20	C-02
EXTERIOR BODY	C-03	C-10
GALLEY	C-11	C-15
GENERATOR	C-16	C-17
HEATING & A/C	C-18	C-22
INTERIOR FINISH	C-23	D-02
LABELS	D-03	D-11
LP		D-12
SEALANTS & FASTENERS	D-13	D-16
WATER & SEWAGE	D-17	D-22
WINDOW, VENT AND EXTERIOR DOOR	D-23	E-14
WINDSHIELD/WIPER	E-15	E-16

**ACCESSORIES GROUP
OPERATOR MANUAL**

KEY	PART NUMBER	U/M DESCRIPTION
	054185 38 000	EA MANUAL, OPERATOR 93 BRAVE F-SERIES
	092318-01-000	EA BINDER - 3 RING, MOTOR HOME MANUAL
	092319 01-000	EA POCKET PAGE - 3 RING BINDER, PLASTIC
	108229 01-000	DW TOP LEVEL DRAWING F, 1993

**AUDIO VIDEO GROUP
PATIO ENTERTAINMENT CENTER**

KEY	PART NUMBER	U/M DESCRIPTION
	090862-01-000	EA BRACKET-HAT, ANTENNA - J 1" X 3 9" - STEEL - BLACK FROM: 00-00 00 THRU. 11-30-92
	108847-01-000	EA BRACKET-ANTENNAGROUND FROM 12-01-92 THRU 99 99-99
	073741-03-000	EA SPEAKER RADIO, OVAL - AUDIOVOX 110-2074 - 4" X 6" FROM 00-00-00 THRU. 12-20-92
	110469-01-000	EA SPEAKER - 4" X 6", OVAL - MAGNADYNE F46XB-12 FROM 12-21-92 THRU 99-99-99
	073741-04-000	EA GRILLE-SPEAKER, OVAL - 4" X 6" - BLACK FROM: 00 00-00 THRU. 12-20 92
	110470-01-01A	EA GRILLE-SPEAKER, OVAL - 4" X 6" - BLACK - MAGNADYNE G46WI FROM 12-21-92 THRU 99 99 99
	087683-01-000	EA RADIO AM/FM STEREO W/CASSETTE - AUDIOVOX 144D1559

RADIO SYSTEM & ANTENNA

KEY	PART NUMBER	U/M DESCRIPTION
	104089-01-000	EA RADIO-AM/FM STEREO, CASSETTE - AUDIOVOX IM-DXF FROM. 00-00-00 THRU 03-10-93
	110267-01-000	EA RADIO-AM/FM STEREO, AUDIOVOX IM-200 FROM 03-11-93 THRU 99-99 99
	077069-02-000	EA CABLE-ANTENNA, RADIO - EXTENSION 96" - ARA 6700667
	090944-01-000	EA ANTENNA-RADIO, 16" RUBBER
	097621-02-000	EA MOUNTING KIT-RADIO, AUDIOVOX WMK-AB02 FROM 00-00-00 THRU 01-31-93
	081059-02-000	EA WIRE ASM - 9-PIN, RADIO - AUDIOVOX 112B-1761
	089340-02-000	EA GRILLE-SPEAKER, 6 5" SQUARE
	089340-03-000	EA SPACER GRILLE, 6 5" SQUARE - TAN - MAGNADYNE G514
	094097-01-000	EA SPEAKER-RADIO, W/O GRILLE - 5 25" DIA - AUDIOVOX 110C3030
	073741-03-000	EA SPEAKER-RADIO, OVAL - AUDIOVOX 110-2074 - 4" X 6" FROM 00-00-00 THRU 12-20-92
	110469-01-000	EA SPEAKER - 4" X 6", OVAL - MAGNADYNE F46XB-12 FROM 12-21-92 THRU 99-99-99
	073741-04-000	EA GRILLE-SPEAKER, OVAL - 4" X 6" - BLACK FROM 00-00-00 THRU 12-20-92
	110470-01-01A	EA GRILLE-SPEAKER, OVAL - 4" X 6" - BLACK - MAGNADYNE G46WI FROM 12-21-92 THRU 99-99-99

**1993 WINNEBAGO
TABLE OF CONTENTS**

INTRODUCTION	A-01	A-02
ABBREVIATIONS		A-03
ALPHABETICAL INDEX	A-04 -	A-06
WCF23RC	A-07 -	E-16
WCF31RQ	E-17 -	J-18

1993 WCF23RC INDEX

FLOOR PLAN	A-07 -	A-08
ACCESSORIES		A-09
AUDIO VIDEO	A-10 -	A-12
BATH	A-13 -	A-14
BEDROOM	A-15 -	A-16
CHASSIS	A-17 -	B-03
CURTAIN & CUSHION	B-04 -	B-12
DINETTE	B-13 -	B-14
DRIVERS COMPARTMENT	B-15 -	B-19
ELECTRICAL	B-20 -	C-02
EXTERIOR BODY	C-03 -	C-10
GALLEY	C-11 -	C-15
GENERATOR	C-16 -	C-17
HEATING & A/C	C-18 -	C-22
INTERIOR FINISH	C-23 -	D-02
LABELS	D-03 -	D-11
LP		D-12
SEALANTS & FASTENERS	D-13 -	D-16
WATER & SEWAGE	D-17 -	D-22
WINDOW, VENT AND EXTERIOR DOOR	D-23 -	E-14
WINDSHIELD/WIPER	E-15 -	E-16

AUDIO VIDEO GROUP (CONTINUED)

CB ANTENNA

KEY	PART NUMBER	U/M DESCRIPTION
	105248-01-000	EA ANTENNA CB, ADVANCE 8604

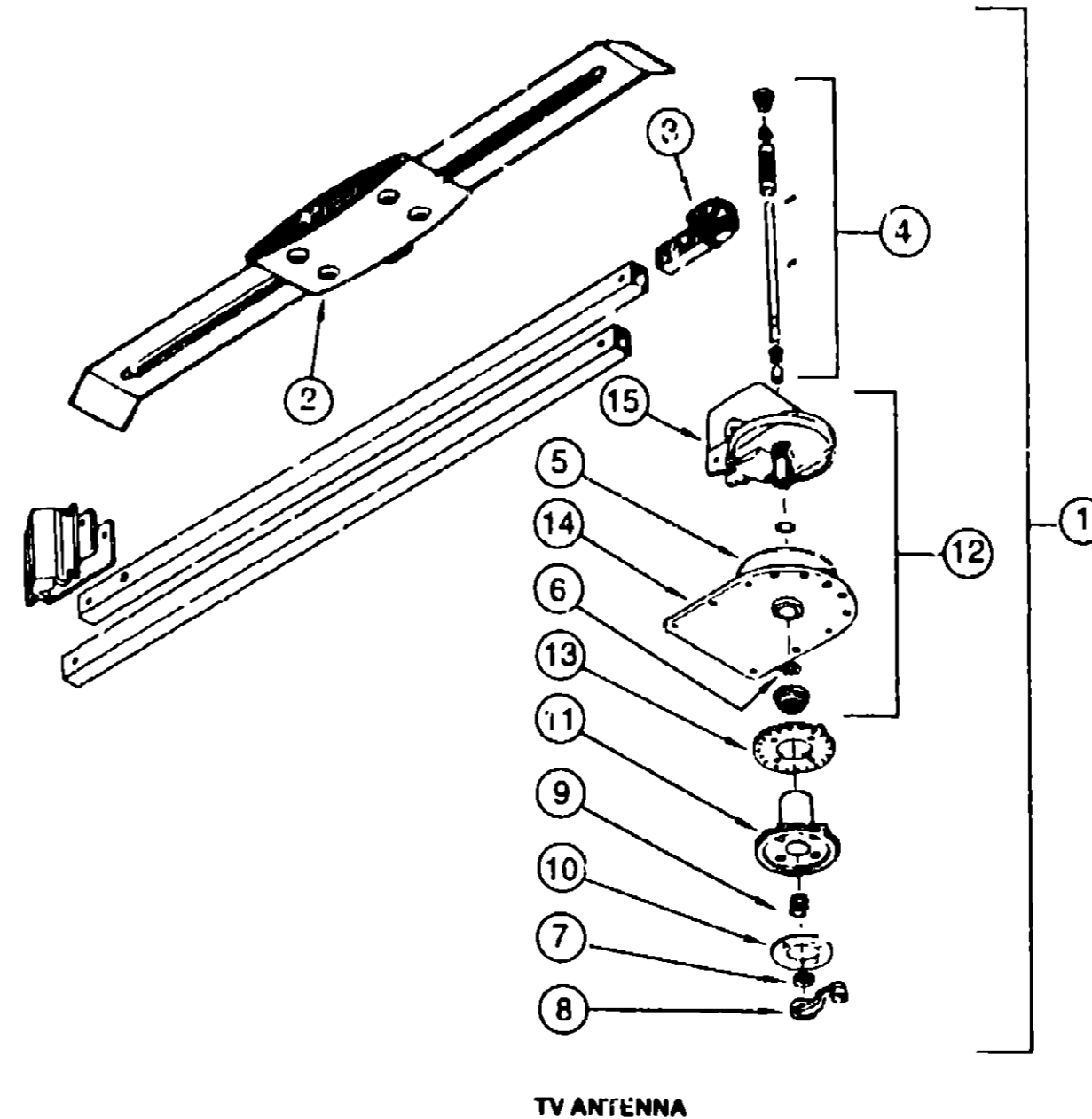
TV, VCR & CONTROL CENTER

KEY	PART NUMBER	U/M DESCRIPTION
	098447-03-000	EA TV-13", COLOR W/REMOTE - U.S. - MAGNAVOX RR1337W
	098447-03-700	EA REMOTE-TV, MAGNAVOX RR1337W & RR1330W
	098447-04-000	EA TV-13", COLOR W/REMOTE - CANADIAN - MAGNAVOX RR1330W
	098447-03-700	EA REMOTE-TV, MAGNAVOX RR1337W & RR1330W
	092310-02-000	EA TV-COLOR, 9" - AC/DC - W/REMOTE - MAGNAVOX RD0945
	092310-02-700	EA REMOTE-TV, MAGNAVOX RD0945
	098446-03-000	EA VCR-VHS CABLE READY W/REMOTE - MAGNAVOX VR9010 FROM 00-00-00 THRU 10-01-92
	098446-03-700	EA REMOTE F/MODEL #0010 - MAGNAVOX 0974588
	098446-04-000	EA VCR-VHS CABLE READY W/REMOTE - MAGNAVOX VR9110 FROM 10-05-92 THRU 99-99-99
	098446-04-700	EA REMOTE F/MODELS #9110 & #9120 - MAGNAVOX 0974586
	098819-01-000	EA SPEAKER - 2 WATT, 8 OHM - 4"
	093214-01-02A	EA GRILLE-SPEAKER, 4" BROWN
	086757-03-000	EA CONTROL CENTER-SWITCH, VCR/TV - MAGNADYNE VCS 6
	076319-12-000	EA CONNECTOR-COAXIAL, ONE PIECE
	082134-01-000	EA ADAPTER-TV, CABLE TO CABLE - WINEGARD F-81M
	086756-01-000	EA SPLITTER-TV, 2 WAY
	076319-03-000	EA CABLE-COAXIAL, 75 OHM
	076319-06-000	EA ADAPTOR-CABLE ROOF PLATE, WINEGARD RPJ 1
	076319-08-000	EA WALLPLATE-CABLE RECEPTACLE, TV - SINGLE - IVORY
	076319-03-000	EA WALLPLATE-CABLE RECEPTACLE, TV - SINGLE - BROWN
	086777-01-000	EA WALLPLATE-TV CABLE, W/ANTENNA SWITCH - IVORY
	086777-03-000	EA PLATE-WALL CABLE - TV/TV ANTENNA SWITCH & BOOSTER - IVORY FROM 00-00-00 THRU 04-14-93
	086777-05-000	EA PLATE-WALL, ANTENNA - 1 OUTPUT - IVORY - WINEGARD RV-0921 FROM 04-15-93 THRU 99-99-99
	099717-01-000	EA TIEDOWN-TV, STRAP ON FEMALE END IS 22 8" LONG
	099717-02-000	EA TIEDOWN-TV, STRAP ON FEMALE END IS 28 7" LONG

AUDIO VIDEO GROUP (CONTINUED)

**1993 WINNEBAGO
TABLE OF CONTENTS**

INTRODUCTION	A-01	A-02
ABBREVIATIONS		A-03
ALPHABETICAL INDEX	A-04	A-06
WCF23RC	A-07	E-16
WCF31RQ	E-17	J-18



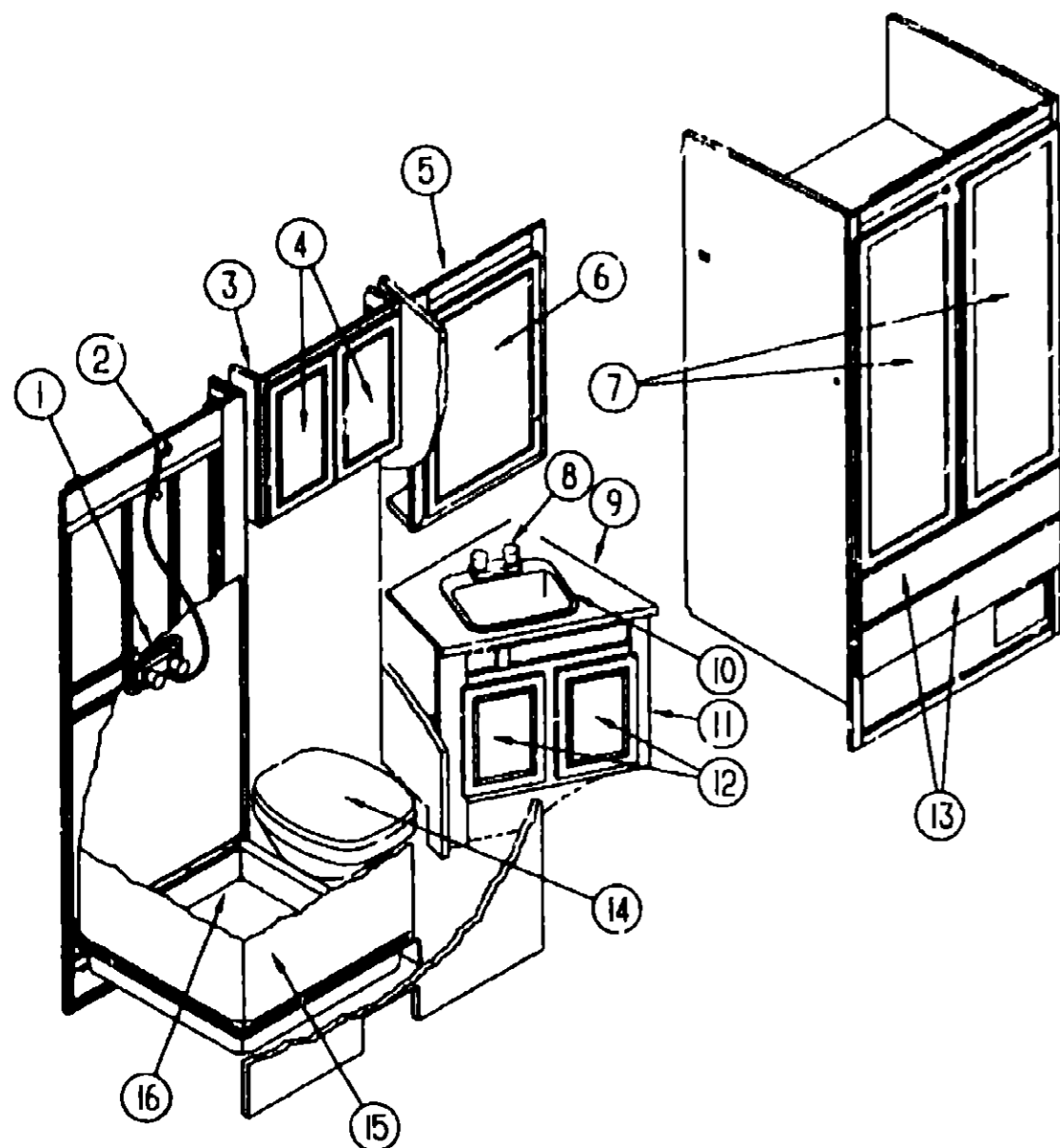
TV ANTENNA

KEY	PART NUMBER	U/M DESCRIPTION
1	076319-01-000	EA ANTENNA-TV, ROOF MOUNT - 44 5" MAST - RVA W02
2	076319-01-700	EA HEAD-ANTENNA, AMPLIFIED - WINEGARD# RVSA U/V
3	076319-01-701	EA GEAR-ELEVATING, PLASTIC - WINEGARD# 2200046
4	076319-01-702	EA SHAFT ASM-ELEVATING, WINEGARD# RVP-400A
5	076319-01-711	EA BASE & LIFT ASM - 2762802
6	076319-01-706	EA CRANK-ELEVATING, W/SET SCREW - WINEGARD# 5755100
7	076319-01-705	EA GROMMET-NYLON, 7/8"ID - WINEGARD# 3200658
8	076319-01-708	EA CRANK COVER DECAL, WINEGARD# 5413002
9	076319-01-707	EA SPRING-HANDLE, WINEGARD# 5160800
10	076319-01-709	EA PLATE-DIRECTIONAL, FOR HEAD - WINEGARD #3200644
11	076319-01-712	EA PLATE-FILING, WINEGARD# 3200608
12	076319-01-704	EA BEARING-NYLON, 1 23"OD - WINEGARD# 3200657
13	076319-01-713	EA PLATE-BASE, WINEGARD# 3100523
14	076319-01-703	EA BEARING-NYLON, 5"OD - WINEGARD# 3200656
15	076319-01-714	EA HOUSING, ROTATING GEAR - 2200049

1993 WCF23RC INDEX

FLOOR PLAN	A-07	A-08
ACCESSORIES		A-09
AUDIO VIDEO	A-10	A-12
BATH	A-13	A-14
BEDROOM	A-15	A-16
CHASSIS	A-17	B-03
CURTAIN & CUSHION	B-04	B-12
DINETTE	B-13	B-14
DRIVERS COMPARTMENT	B-15	B-19
ELECTRICAL	B-20	C-02
EXTERIOR BODY	C-03	C-10
GALLEY	C-11	C-15
GENERATOR	C-16	C-17
HEATING & A/C	C-18	C-22
INTERIOR FINISH	C-23	D-02
LABELS	D-03	D-11
LP		D-12
SEALANTS & FASTENERS	D-13	D-16
WATER & SEWAGE	D-17	D-22
WINDOW, VENT AND		
EXTERIOR DOOR	D-23	E-14
WINDSHIELD/WIPER	E-15	E-16

BATH GROUP
BATHROOM CABINET & COMPONENTS



KEY	PART NUMBER	U/M	DESCRIPTION
1	075241-05-000	EA	FAUCET-SHOWER, BONE
	075606-01-000	EA	PANEL-FAUCET BACK, SHOWER - 5" X 9" - PLASTIC
2	103317-01-000	EA	SHOWER HEAD-W/60 IN HOSE - U.S.
	103092-02-000	EA	SHOWER HEAD-W/HOSE - CANADIAN
	103092-01-700	EA	BRACKET ONLY-CLEAR, F/SHOWER HEAD - 2328028
	102075-03-01A	EA	ROD-CURTAIN, SHOWER - OFF WHITE
	009112-01-000	EA	FLANGE - 1" ROD, CLOTHES - PLASTIC - OFF WHITE
3	102851-01-C05	EA	CABINET-STORAGE, BATH
4	P04746-00-D09	EA	DOOR W/MIRROR - W/O HARDWARE - 285 X 485MM
5	102821-01-C05	EA	CABINET-MEDICINE
6	102326-02-000	EA	DOOR-MIRROR, 500MM X 750H
	102327-01-01A	EA	PULL - CLEAR, MEDICINE CABINET
	088254-01-000	EA	CATCH-MAGNETIC
7	P04746-49-D09	EA	DOOR ASM-WARDROBE, W/O HARDWARE - 410 X 1660MM
8	075240-06-000	EA	FAUCET-LAVATORY, BONE
9	104222-11-D09	EA	COUNTERTOP ASM
10	096327-01-01A	EA	SINK-LAVATORY, RECTANGULAR - PLASTIC - BONE
	096927-01-700	EA	SINK-STOPPER
	096927-01-701	EA	TAILPIECE-SINK
11	P04222-01-D09	EA	CABINET ASM-LAVATORY
12	P04746-19-D09	EA	DOOR-W/O HARDWARE, 290 X 410MM
13	P07104-A1-D09	EA	DRAWER-CABINET, W/O HARDWARE - 155MM X 748MM
14	067487-02-000	EA	TOILET-AQUA MAGIC IV, LOW
	063740-01-700	EA	LEVER-WATER, THETFORD 12514
	063740-01-706	EA	BOLT PACKAGE-CLOSET, THETFORD 12524
	063740-01-710	EA	LINK, THETFORD 12513
	063740-01-713	EA	SEAL-BALL VALVE TO BOWL, THETFORD 12502
	063740-01-714	EA	VALVE ASM-WATER, THETFORD 12492
	063740-01-717	EA	TUBE-FLUSH, TOILET - THETFORD 12509
	063740-02-700	EA	SEAT & COVER, PARCHMENT - THETFORD 20829
	024676-01-000	EA	FLANGE-CLOSET, TOILET - 4" X 3" - RED
	024676-02-000	EA	FLANGE-CLOSET, 4" X 3" - ABS CANADIAN
15	102046-01-01A	EA	SURROUND-SHOWER - OFF WHITE
16	M02429-06-000	EA	PAN-SHOWER
	011069-02-000	EA	TAILPIECE-TUB/SHOWER, 1 1/2" X 1 1/4" X 4" - BRASS
	066436-01-000	EA	NUT-SLIP, TAILPIECE - 1 5"
	066440-01-000	EA	STRAINER W/RUBBER WASHER
	069735-01-000	EA	WASHER STRAINER TO TAILPIECE PLASTIC, 1 5"
	057671-01-000	EA	COVER-SCREW, #8 - PLASTIC - OFF WHITE
	075452-02-000	EA	HOLDER-TOILET TISSUE, BRASS
	100357-01-000	EA	ROD-TOWEL, BRASS W/ENDS BENT FOR BACK OF BATH DOOR
	075454-02-000	EA	RING-TOWEL, W/MOUNTING HARDWARE - BRASS
	M87868-05-C05	EA	DOOR-BATH
	094485-01-01A	EA	KNOB-DOOR, POLISHED BRASS
			FROM 00-00-00 THRU 09-23-92
	094485-02-01A	EA	KNOB-DOOR, BRASS
			FROM 09-24-92 THRU 99-99-99

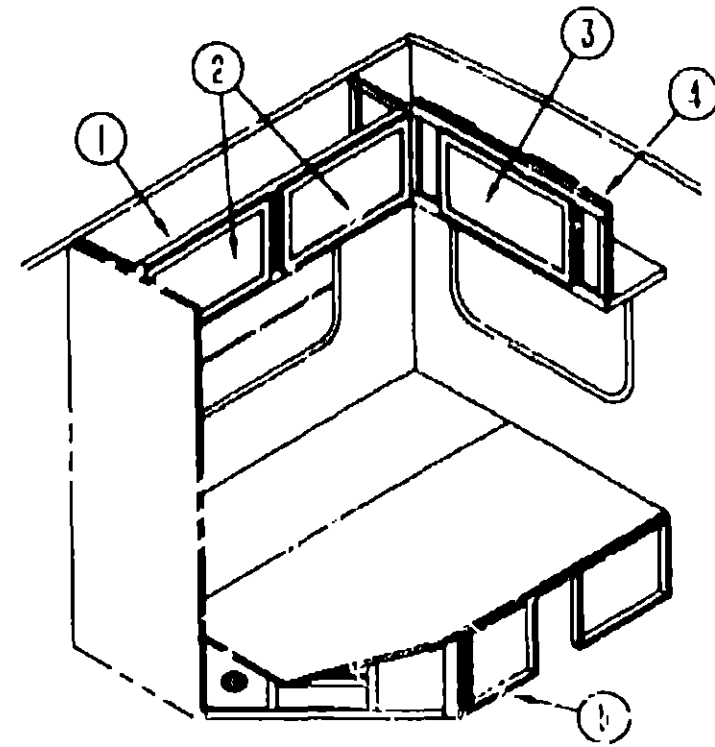
1993 WINNEBAGO
TABLE OF CONTENTS

INTRODUCTION	A-01	A-02
ABBREVIATIONS		A-03
ALPHABETICAL INDEX	A-04	A-06
WCF23RC	A-07	F-16
WCF31RQ	E-17	J-18

1993 WCF23RC INDEX

FLOOR PLAN	A-07	A-08
ACCESSORIES		A-09
AUDIO VIDEO	A-10	A-12
BATH	A-13	A-14
BEDROOM	A-15	A-16
CHASSIS	A-17	B-03
CURTAIN & CUSHION	B-04	B-12
DINETTE	B-13	B-14
DRIVERS COMPARTMENT	B-15	B-19
ELECTRICAL	B-20	C-02
EXTERIOR BODY	C-03	C-10
GALLEY	C-11	C-15
GENERATOR	C-16	C-17
HEATING & A/C	C-18	C-22
INTERIOR FINISH	C-23	D-02
LABELS	D-03	D-11
LP		D-12
SEALANTS & FASTENERS	D-13	D-16
WATER & SEWAGE	D-17	D-22
WINDOW, VENT AND		
EXTERIOR DOOR	D-23	E-14
WINDSHIELD/WIPER	E-15	E-16

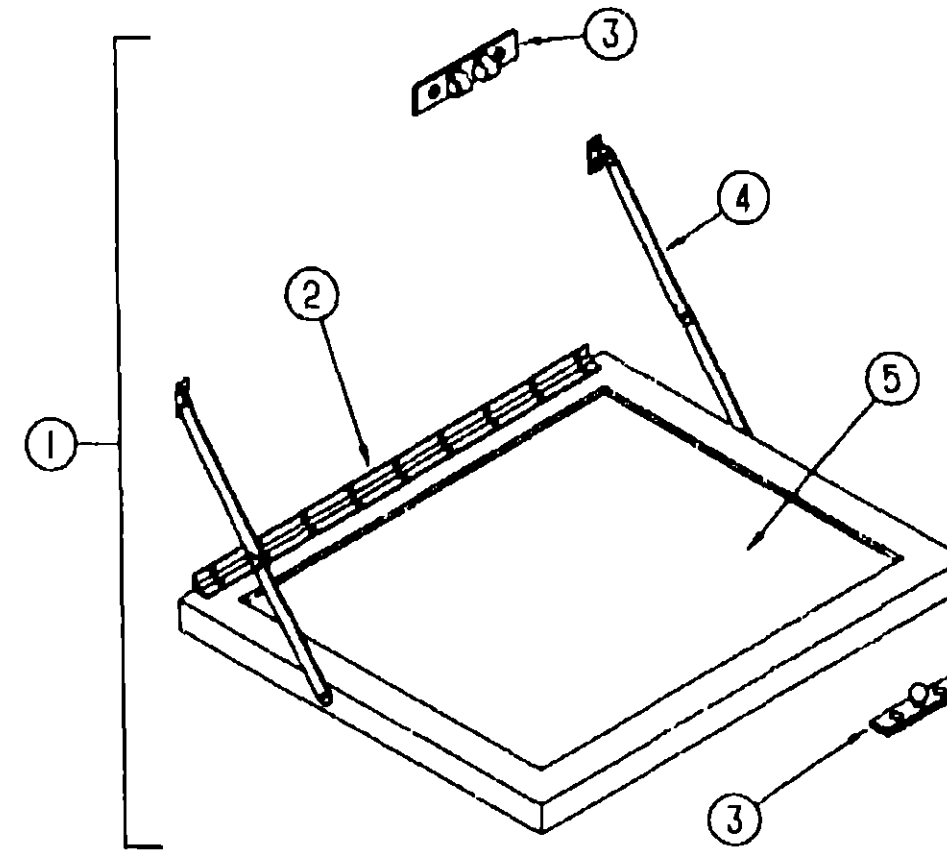
BEDROOM GROUP



DOUBLE BEDROOM CABINETRY

KEY	PART NUMBER	U/M	DESCRIPTION
1	M05019-40-D09	EA	CABINET-OVERHEAD, W/O DOORS OR HARDWARE
2	P04746-03-D09	EA	DOOR-W/O HARDWARE - 400 MM X 710 MM
3	P04746-04-D09	EA	DOOR-W/MIRROR W/O HARDWARE - 400 MM X 710 MM
4	M05019-46-D09	EA	CABINET-OVERHEAD, W/O DOORS OR HARDWARE (D09)
4	M05019-46-D10	EA	CABINET-OVERHEAD, W/O DOORS OR HARDWARE (D10/D11)
5	P02963-01-C05	EA	CABINET-DOUBLE BED
	052859-01-W30	F1	TRIM-EDGE, VINYL - 1 5" WIDE - BEIGE
	089076-03-000	EA	SUPPORT-BED, H CHANNEL - 1 96" X 72 7" - ALUMINUM - BEIGE

BEDROOM GROUP (CONTINUED)



TV STAND

KEY	PART NUMBER	U/M	DESCRIPTION
1	084357-02-W24	EA	STAND-FOLD DOWN, TV - W/MIRROR
2	084413-01-000	EA	HINGE-CONTINUOUS, W/HOLES
3	084451-01-000	EA	CATCH-TV SHELF, BRASS
4	084412-01-000	EA	SUPPORT-HINGED (PAIR)
5	084356-08-000	EA	INSERT-TV STAND, W/SUPPORT HINGE - METAL - OFF WHITE
5	058331-14-000	EA	MIRROR-GLASS, SAFETY - 14" X 12 7"

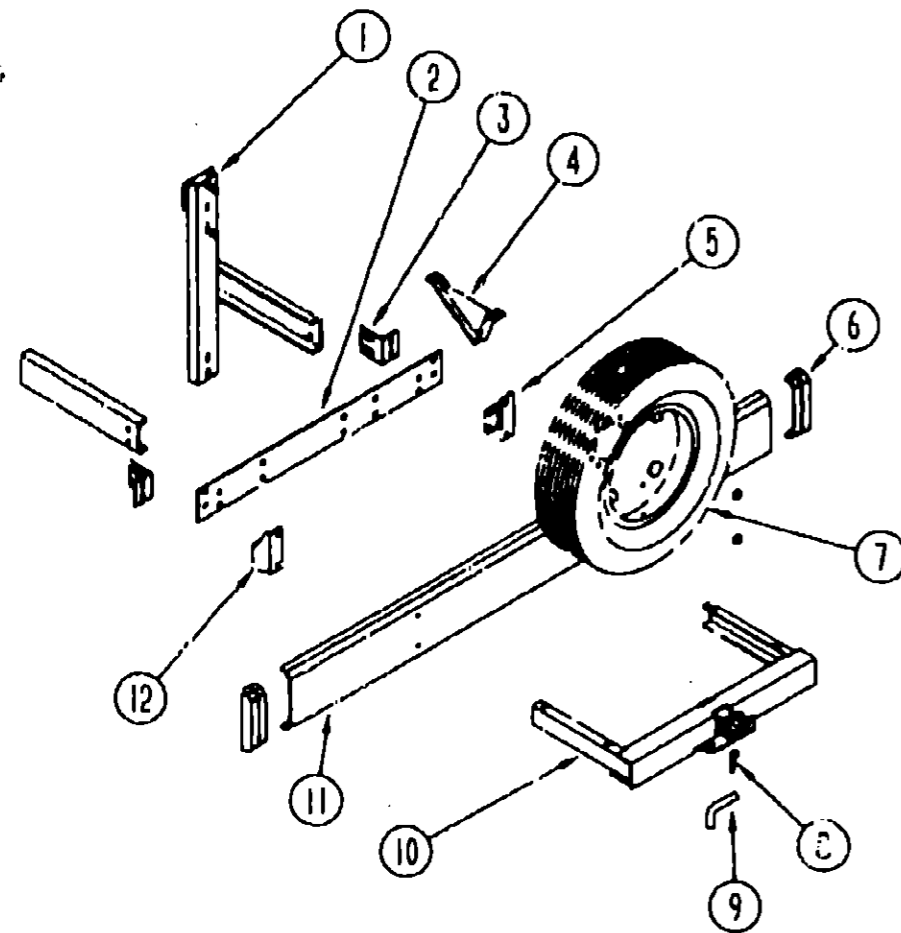
**1993 WINNEBAGO
TABLE OF CONTENTS**

INTRODUCTION	A-01	A-02
ABBREVIATIONS		A-03
ALPHABETICAL INDEX	A-04	A-06
WCF23RC	A-07	E-16
WCF31RQ	E-17	J-18

1993 WCF23RC INDEX

FLOOR PLAN	A-07	A-08
ACCESSORIES		A-09
AUDIO VIDEO	A-10	A-12
BATH	A-13	A-14
BEDROOM	A-15	A-16
CHASSIS	A-17	B-03
CURTAIN & CUSHION	B-04	B-12
DINETTE	B-13	B-14
DRIVERS COMPARTMENT	B-15	B-19
ELECTRICAL	B-20	C-02
EXTERIOR BODY	C-03	C-10
GALLEY	C-11	C-15
GENERATOR	C-16	C-17
HEATING & A/C	C-18	C-22
INTERIOR FINISH	C-23	D-02
LABELS	D-03	D-11
LP		D-12
SEALANTS & FASTENERS	D-13	D-16
WATER & SEWAGE	D-17	D-22
WINDOW, VENT AND		
EXTERIOR DOOR	D-23	E-14
WINDSHIELD/WIPER	E-15	E-16

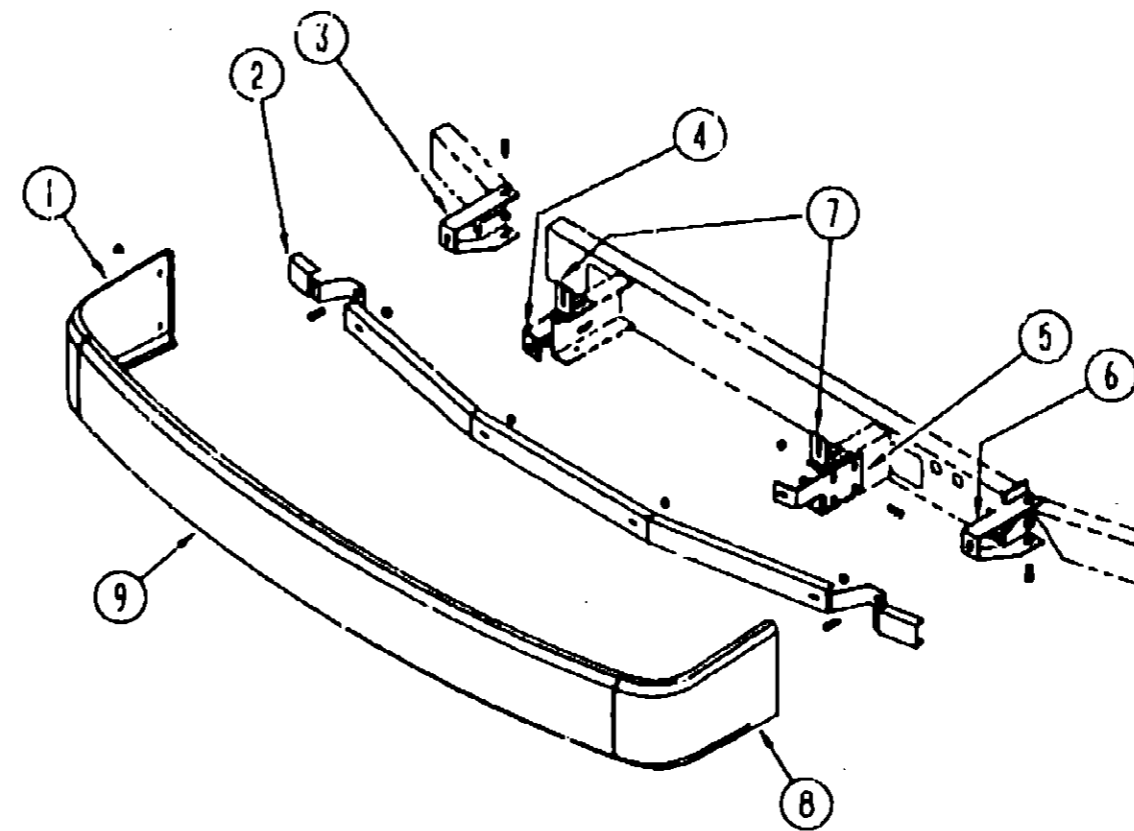
CHASSIS GROUP



REAR BUMPER, TRAILER HITCH & COMPONENTS

KEY	PART NUMBER	U/M DESCRIPTION
1	102944-01-000	EA BRACKET ASM-TIRE CARRIER
2	078678-02-000	EA PLATE-MOUNTING, BUMPER - REAR
3	078668-01-000	EA SUPPORT ANGLE-BUMPER, REAR
4	083376-01-000	EA SKID PLATE
5	102945-03-000	EA BRACKET ASM-BUMPER, REAR
6	103228-01-01A	EA CAP-END, BUMPER - REAR - OFF WHITE - DR. OR PASS. SIDE
	094362-02-000	EA CLIP-CHRISTMAS TREE, FLAT HEAD - .5" X .95"
7	083425-07-000	EA TIRE - 7.50XR16 LRD, MICHELIN XPS RIB - GAS
7	007324-04-000	EA TIIE - 8R19.5 LRD, MICHELIN XZA - DIESEL OPTION
	051377-01-000	EA STEM-VALVE, TR 500 - DIESEL OPTION
	051377-03-000	EA STEM-VALVE, TRO 800HP - GAS
8	034513-01-000	EA PIN-HITCH - 3/16 WIRE
9	034512-01-000	EA PIN-LOCKING-DRAWBAR
10	077617-01-000	EA HITCH ASM W/O DRAWBAR
11	103099-01-02A	EA BUMPER-REAR, OFF WHITE
12	102945-04-000	EA BRACKET ASM-BUMPER, REAR
	097744-02-000	EA HOUSING-TRAILER PIN 48"
	097745-02-000	EA HOUSING-RECEPTACLE, TRAILER - 48" WIRE LENGTH
	097746-01-000	EA HOUSING-CAP

CHASSIS GROUP (CONTINUED)



FRONT BUMPER

KEY	PART NUMBER	U/M DESCRIPTION
1	103625-01-01A	EA PANEL-FACIA, BUMPER - FRONT RIGHT - OFF WHITE
2	103512-01-000	EA CHANNEL ASM-BUMPER
3	103497-01-000	EA BRACE-BUMPER, FRONT
4	086140-03-000	EA SUPPORT-FRONT BUMPER, PASSENGER SIDE - 9.1" X 4" - STEEL
5	086140-04-000	EA SUPPORT-FRONT BUMPER, DRIVER SIDE - 9.1" X 4" - STEEL
6	103611-01-000	EA BRACE-BUMPER, FRONT
7	103628-01-000	EA BRACKET-FRONT, LOWER - MOUNTING
8	103625-02-01A	EA PANEL-FACIA, BUMPER - FRONT LEFT - OFF WHITE
9	103624-01-C05	EA BUMPER ASM-FRONT, W/RIGHT & LEFT FACIAS

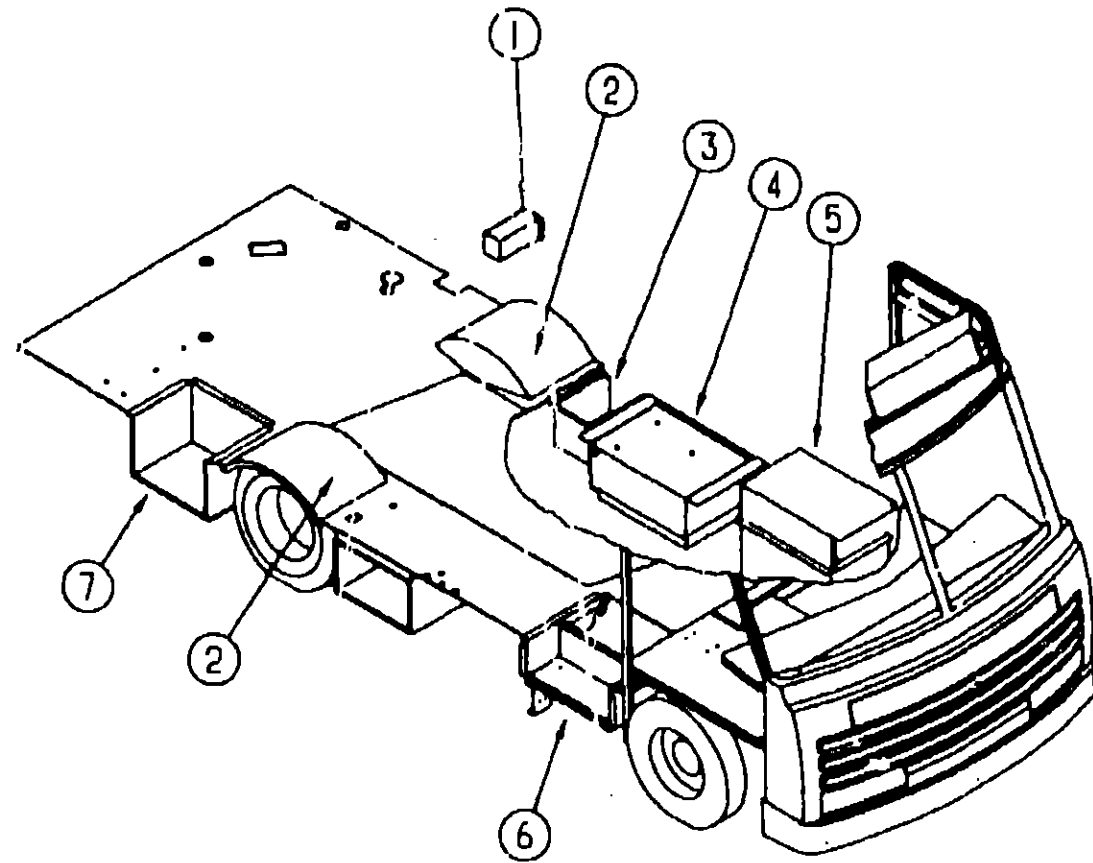
1993 WINNEBAGO TABLE OF CONTENTS

INTRODUCTION	A-01	A-02
ABBREVIATIONS		A-03
ALPHABETICAL INDEX	A-04	A-06
WCF23RC	A-07	E-16
WCF31RQ	E-17	J-18

1993 WCF23RC INDEX

FLOOR PLAN	A-07	A-09
ACCESSORIES		A-09
AUDIO VIDEO	A-10	A-12
BATH	A-13	A-14
BEDROOM	A-15	A-16
CHASSIS	A-17	B-03
CURTAIN & CUSHION	B-04	B-12
DINETTE	B-13	B-14
DRIVERS COMPARTMENT	B-15	B-19
ELECTRICAL	B-20	C-02
EXTERIOR BODY	C-03	C-10
GALLEY	C-11	C-15
GENERATOR	C-16	C-17
HEATING & A/C	C-18	C-22
INTERIOR FINISH	C-23	D-02
LABELS	D-03	D-11
LP		D-12
SEALANTS & FASTENERS	D-13	D-16
WATER & SEWAGE	D-17	D-22
WINDOW, VENT AND EXTERIOR DOOR	D-23	E-14
WINDSHIELD/WIPER	E-15	E-16

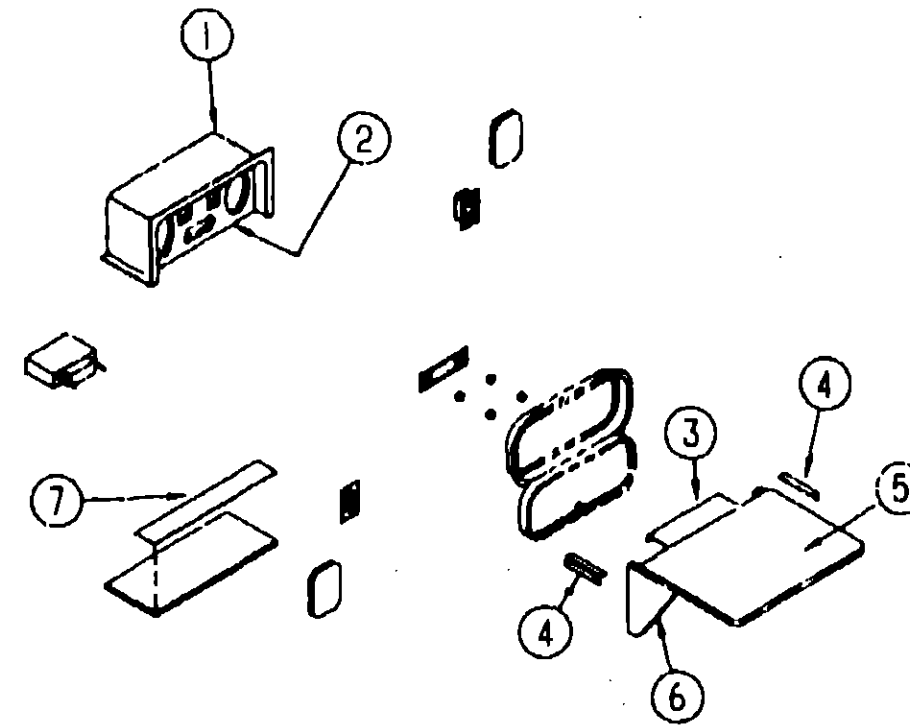
CHASSIS GROUP (CONTINUED)



STORAGE COMPARTMENTS & WHEELWELLS

KEY	PART NUMBER	U/M	DESCRIPTION
1	085967-01-000	EA	COMPARTMENT-SEWER HOSE, 6" X 6.6" X 17.8" - PLASTIC
2	102921-01-000	EA	WHEELWELL - PLASTIC
3	102973-01-000	EA	BOX-POWER CORD
4	078137-04-000	EA	TRAY-COMPARTMENT, GENERATOR - 29.1" WIDE X 22.4" DEEP
5	103081-05-000	EA	COMPARTMENT ASM-STORAGE
6	077848-02-000	EA	STEP-PULLOUT
	091176-01-000	EA	SUPPORT-BASE-ENTRANCE STEP
7	103081-04-000	EA	COMPARTMENT ASM-STORAGE
	106208-01-01A	EA	COMPARTMENT-EXTERIOR SHOWER, OFF WHITE - PLASTIC
	017516-01-000	EA	FLAP-MUD, 14" X 18" - BLACK
	020167-04-000	EA	GUARD-DIRT
			FROM: 00-00-00 THRU: 08-26-92
	020167-05-000	EA	GUARD-DIRT
			FROM: 08-27-92 THRU: 99-99-99

CHASSIS GROUP (CONTINUED)



PATIO ENTERTAINMENT CENTER

KEY	PART NUMBER	U/M	DESCRIPTION
1	104897-01-01A	EA	BOX-ENTERTAINMENT CENTER - OFF WHITE
2	104899-01-C05	EA	PLATE-RADIO MOUNTING
3	105377-01-01A	EA	BRACKET-TABLE HANGER, OFF WHITE
4	105376-01-02A	EA	HINGE-CONTINUOUS, 2" X 140 MM - OFF WHITE
5	105230-11-D05	EA	SHELF
6	105230-12-D09	EA	SUPPORT-SHELF
7	104898-01-01A	EA	PLATE-PLASTIC BOTTOM - OFF WHITE

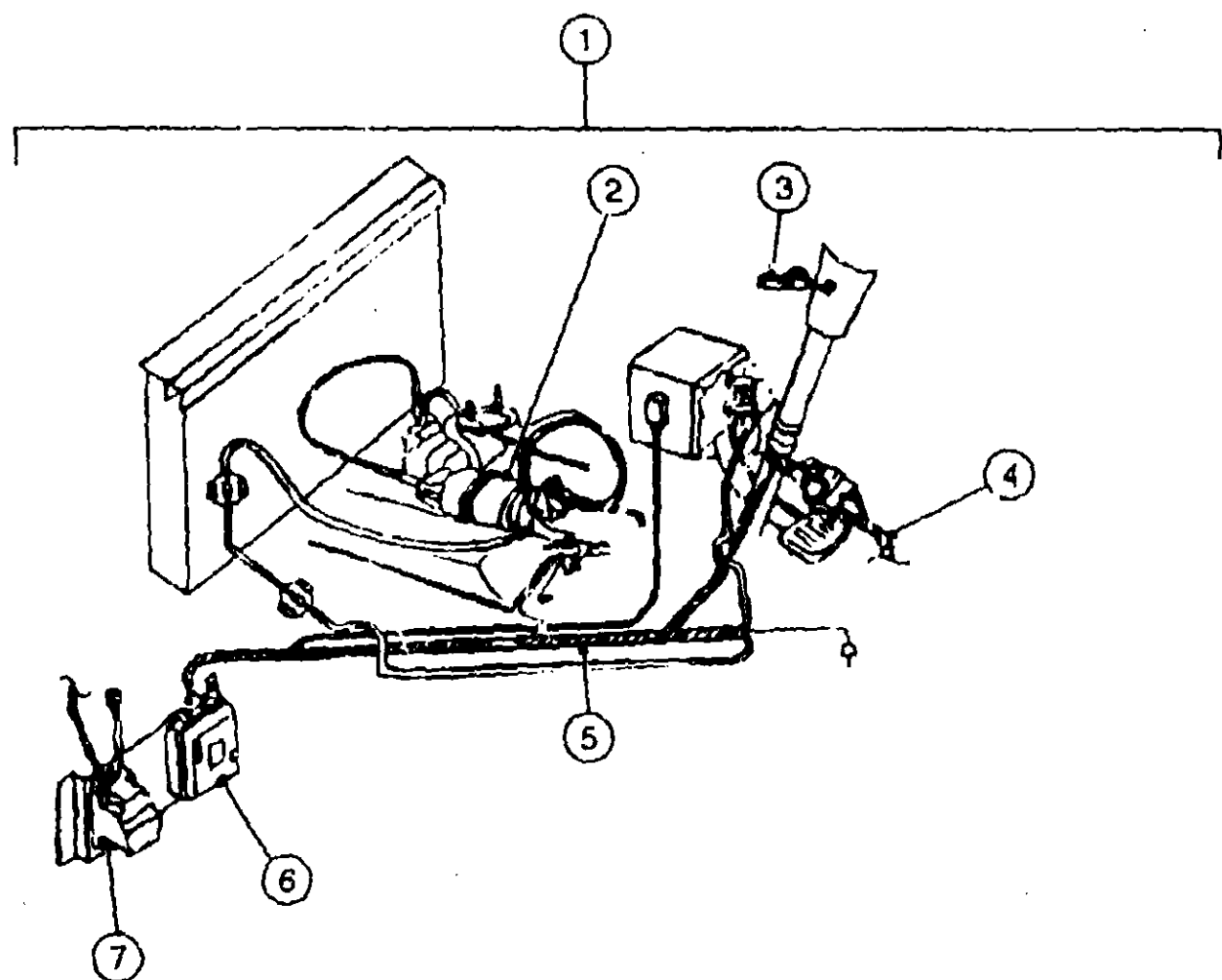
**1993 WINNEBAGO
TABLE OF CONTENTS**

INTRODUCTION	A-01	A-02
ABBREVIATIONS		A-03
ALPHABETICAL INDEX	A-04	A-08
WCF23RC	A-07	E-16
WCF31RQ	E-17	J-18

1993 WCF23RC INDEX

FLOOR PLAN	A-07	A-08
ACCESSORIES		A-09
AUDIO VIDEO	A-10	A-12
BATH	A-13	A-14
BEDROOM	A-15	A-16
CHASSIS	A-17	B-03
CURTAIN & CUSHION	B-04	B-12
DINETTE	B-13	B-14
DRIVERS COMPARTMENT	B-15	B-19
ELECTRICAL	B-20	C-02
EXTERIOR BODY	C-03	C-10
GALLEY	C-11	C-15
GENERATOR	C-16	C-17
HEATING & A/C	C-18	C-22
INTERIOR FINISH	C-23	D-02
LABELS	D-03	D-11
LP		D-12
SEALANTS & FASTENERS	D-13	D-16
WATER & SEWAGE	D-17	D-22
WINDOW, VENT AND EXTERIOR DOOR	D-23	E-14
WINDSHIELD/WIPER	E-15	E-16

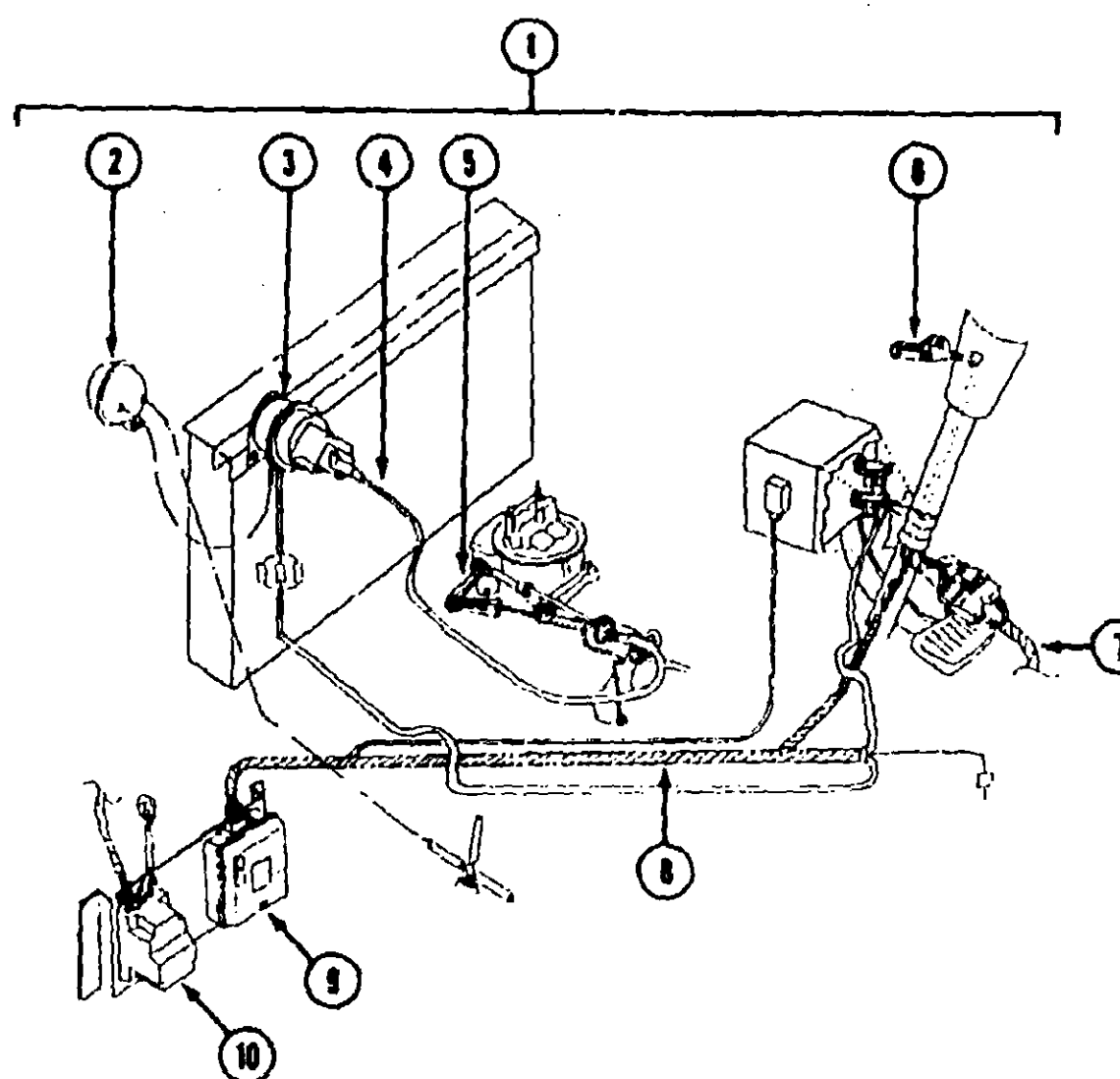
CHASSIS GROUP (CONTINUED)



SPEED CONTROL (DIESEL)

KEY	PART NUMBER	U/M DESCRIPTION
1	102362-02-000	EA SPEED CONTROL, DANA 59L111020P
2	094369-01-706	EA SERVO-DANA# 53D-11116-R
3	102362-02-700	EA CONTROL SWITCH & LEVER - 8D-08X63-F
4	102362-01-703	EA HARNESS-PIVOT SW TO WIPER CONTROL, DANA 59C-02973
5	102362-01-704	EA HARNESS-MAIN WIRING, DANA 59D-02975
6	102362-01-701	EA REGULATOR-ELECTRONIC, DANA 57C-08X13-R
7	102362-01-702	EA WIPER CONTROL MODULE-DANA# 66C-00061
	094863-01-704	EA HOUSING - 4 PIN, SPEED CONTROL - DANA 59C-02291
	102362-02-701	EA JUMPER WIRE ASSEMBLY - 59C-3003
	102362-02-702	EA STOP LAMP-CRUISE RELEASE SW. - 59C-3008 GM15644318
	094369-02-700	EA CABLE-SERVO, DANA 59C-02262
	094369-02-701	EA VACUUM REGULATOR-DIESEL, DANA# 59B-02117
	094369-02-702	EA EXTENSION-WIRE HARNESS, DANA# 59C-02279

CHASSIS GROUP (CONTINUED)



SPEED CONTROL (GAS)
FROM: 00-00-00 THRU: 09-23-92

KEY	PART NUMBER	U/M DESCRIPTION
1	102362-01-000	EA SPEED CONTROL- DANA 59L-111010B
2	094369-01-705	EA VACUUM RESERVOIR - DANA 59C-02249
3	094369-01-706	EA SERVO - DANA 53D-11116-R
4	102362-01-700	EA CABLE ONLY-REPLACEMENT - DANA 59C-03001
5	102362-01-706	EA THROTTLE STUD - DANA 59A-02979
6	102362-01-707	EA CONTROL SWITCH & LEVER ASM - DANA 53D-08X63-F
7	102362-01-703	EA HARNESS ASM-PIVOT SWITCH TO WIPER - DANA 59C-02973
8	102362-01-704	EA HARNESS ASM-MAIN WIRING - DANA 59D-02975
9	102362-01-701	EA REGULATOR ASM-ELECTRONIC - DANA 57C-08X13-R
10	102362-01-702	EA WIPER CONTROL MODULE - DANA 66C-00061
	102362-01-705	EA THROTTLE RETAINER CLIP - DANA 59A-02821
	094863-01-704	EA HOUSING - 4 PIN - DANA 59C-02291

FROM: 09-24-92 THRU: 99-99-99

KEY	PART NUMBER	U/M DESCRIPTION
1	102362-04-000	EA SPEED CONTROL- DANA 59L-111022B
2	094369-01-705	EA VACUUM RESERVOIR - DANA 59C-02249
3	094369-01-706	EA SERVO - DANA 53D-11116-R
4	102362-01-700	EA CABLE ONLY-REPLACEMENT - DANA 59C-03001
6	102362-01-707	EA CONTROL SWITCH & LEVER ASM - DANA 53D-08X63-F
7	102362-01-703	EA HARNESS ASM-PIVOT SWITCH TO WIPER - DANA 59C-02973
8	102362-01-704	EA HARNESS ASM-MAIN WIRING - DANA 59D-02975
9	102362-01-701	EA REGULATOR ASM-ELECTRONIC - DANA 57C-08X13-R
10	102362-01-702	EA WIPER CONTROL MODULE - DANA 66C-00061
	102362-01-705	EA THROTTLE RETAINER CLIP - DANA 59A-02821
	094863-01-704	EA HOUSING - 4 PIN - DANA 59C-02291

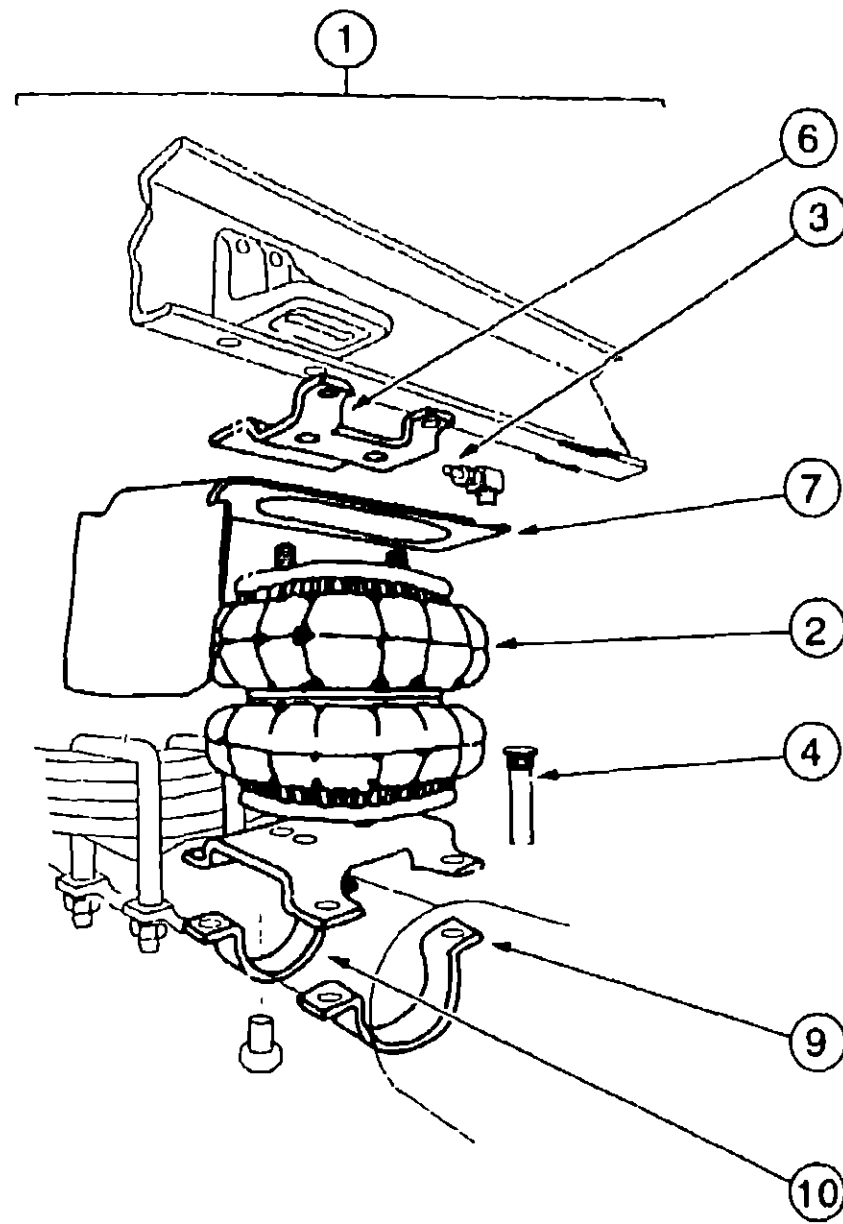
1993 WINNEBAGO
TABLE OF CONTENTS

INTRODUCTION	A-01 - A-02
ABBREVIATIONS	A-03
ALPHABETICAL INDEX	A-04 - A-06
WCF23RC	E-07 - E-16
WCF31RC	E-17 - J-18

1993 WCF23RC INDEX

FLOOR PLAN	A-07 - A-08
ACCESSORIES	A-09
AUDIO VIDEO	A-10 - A-12
BATH	A-13 - A-14
BEDROOM	A-15 - A-16
CHASSIS	A-17 - B-03
CURTAIN & CUSHION	B-04 - B-12
DINETTE	B-13 - B-14
DRIVERS COMPARTMENT	B-15 - B-19
ELECTRICAL	B-20 - C-02
EXTERIOR BODY	C-03 - C-10
GALLEY	C-11 - C-15
GENERATOR	C-16 - C-17
HEATING & A/C	C-18 - C-22
INTERIOR FINISH	C-23 - D-02
LABELS	D-03 - D-11
LP	D-12
SEALANTS & FASTENERS	D-13 - D-16
WATER & SEWAGE	D-17 - D-22
WINDOW, VENT AND EXTERIOR DOOR	D-23 - E-14
WINDSHIELD/WIPER	E-15 - E-16

CHASSIS GROUP (CONTINUED)



REAR AXLE AIRSPRINGS

KEY	PART NUMBER	U/M DESCRIPTION
1	084086-04-000	EA AIRSPRING-BELLOWS, REAR AXLE - FIRESTONE# MHA224
2	084086-01-700	EA AIR BAG-ONLY, FIRESTONE# W21-760-0335
3	084086-01-701	EA TUBING-DOT 1/4" X 18" - FIRESTONE# 21-0338
4	084086-01-702	EA BOLT-RIBBED NECK, 3/8"-24 X 2 5" FIRESTONE# 21-0829
	084086-01-703	EA TUBING PROTECTORS, FIRESTONE# 21-0899
6	084086-01-706	EA BRACKET-UPPER TO FRAME, FIRESTONE# 21-0150
7	084086-01-711	EA HEAT SHIELD - 224 DOS SYSTEM, FIRESTONE 21-5042
9	084086-01-713	EA AXLE STRAP BRACKET, AXLE TUBE - 3 USED - FIRESTONE 21-1163
10	084086-01-714	EA AXLE STRAP BRACKET, DIFFERENTIAL - 1 USED - FIRESTONE 21-5058
	084086-03-000	EA BRACKET AXLE, FIRESTONE #W21-760-2044
	084086-04-700	EA BRACKET, LOWER DRIVERS SIDE
	084086-04-701	EA BRACKET, LOWER PASSENGER SIDE

TIRE COVERS

KEY	PART NUMBER	U/M DESCRIPTION
	104408-01-C05	EA COVER-TIRE, 32" - BRAVE
	104408-01-D10	EA COVER-TIRE, 32" - BRAVE - BLUE GRAPHICS OPTION
	108163-01-01A	EA COVER ASM-TIRE, 16" CHEVY
	108560-02-01A	EA INSERT-TIRE COVER, 16" CHEVY

CHASSIS GROUP (CONTINUED)
16" CHEVY STAINLESS STEEL WHEEL LINERS

KEY	PART NUMBER	U/M DESCRIPTION
	091209-05-000	EA LINER-WHEEL, SET OF 4 - 16" - STAINLESS STEEL
	091209-03-702	EA COVER AXLE, FRONT - 8 LUG - FORD & CHEVY
	091209-03-703	EA COVER-AXLE, REAR - 8 LUG - FORD & CHEVY
	091209-03-704	EA RING-SNAP, FRONT OR REAR - 6 LUG - FORD & CHEVY
	091209-05-700	EA LINER-WHEEL, 16" FRONT - W/AXLE COVER & 8 LUG - CHEVY/FORD
	091209-05-701	EA LINER-WHEEL, 16" REAR - W/AXLE COVER & 8 LUG - CHEVY/FORD
	095012-03-000	EA EXTENSION-VALVE STEM, DUAL WHEEL
	095012-04-000	EA STABILIZER-VALVE STEM EXTENSION, DICOR AG-STA 2
		FROM 01-04 93 THRU 99-99-99
	077030-02-000	EA EXTENSION-VALVE STEM, 1 25"

16" CHEVY WHEEL COVERS

KEY	PART NUMBER	U/M DESCRIPTION
	083181-01-700	EA COVER-WHEEL, 16" - 8 LUG - 1 ONLY
		FROM 00 00 00 THRU 07-25 93
	109443-05-000	EA COVER-WHEEL, 4/SET - 16" - W/HARDWARE - DICOR SHAG95
		FROM: 07-26-93 THRU 99-99 99
	109443-05-700	EA COVER-WHEEL, 16" (FRONT OR REAR) - 1 ONLY

ELECTRIC ENTRY STEP

KEY	PART NUMBER	U/M DESCRIPTION
	075723-02-000	EA SPACER-SWITCH, W/HOLE - 2" X 9" X 2" - METAL - OFF WHITE FOR ELECTRIC STEP DOOR JAMB SWITCH
	094708-01-01A	EA STEP-ENTRY DOOR, ELECTRIC - SINGLE - KWIKEE 2813
	041250-01-000	EA SWITCH-PUSH BUTTON, IN DOOR JAMB - METAL - CHROME
	094707-02-700	EA MOTOR REPLACEMENT KIT - MODELS 32 & 28 - KWIKEE 9520
	094707-02-702	EA GEAR KIT - KWIKEE 9525
	034707-02-703	EA PARTS KIT, (BEARINGS & PINS) - KWIKEE 9530
	094707-02-704	EA CONNECTOR KIT-MOTOR, KWIKEE 9537
	094707-02-705	EA CONTROL UNIT, (ORANGE) - KWIKEE 9513
	094708-02-700	EA CONVERSION KIT 28 SERIES - KWIKEE 9570
	094708-03-700	EA LINKAGE ASM F/28 SERIES - KWIKEE 9522

LUG WRENCH & LEVERAGE BAR

KEY	PART NUMBER	U/M DESCRIPTION
	080208-01-000	EA LUG WRENCH, 1 06 X 1 00
	080208-02-000	EA LEVERAGE BAR-LUG WRENCH

CHASSIS MISCELLANEOUS

KEY	PART NUMBER	U/M DESCRIPTION
	055278-51-259	FT TUBING-STEEL, 75" X 1 5" X 150"
	008042-01-000	FT TUBING-VINYL, 65" ID
	065450-05-000	EA TIEDOWN-BATTERY, 8 4" TUBE - STEEL
	075307-03-000	EA SHIELD-HEAT, LP
	093719-01-000	EA HOSE-OIL FILL, PREFORMED 90 DEGREE BEND
	077001-01-000	EA ANGLE-MOUNTING, ROOF PANEL - V ANGLE - 3" X 2 4" X 1 5"
	070579-06-000	EA PLATE-ANCHOR, W/7/16 WELD NUT - 1 5" X 3 3"
	103136-01-000	EA BRACKET-SUPPORT, UPPER HINGE - RIGHT
	103136-02-000	EA BRACKET-SUPPORT, UPPER HINGE - LEFT
	008042-01-000	FT TUBING-VINYL, 65" ID
	076310-01-000	EA BAFFLE-RADIATOR, 12" X 15" X 62" - RUBBER

FRONT SHOCKS

KEY	PART NUMBER	U/M DESCRIPTION
	104993-01-000	EA SHOCK ABSORBER-GAS, P30 FRONT - BILSTEIN B46-1173

1993 WINNEBAGO
TABLE OF CONTENTS

INTRODUCTION	A-01 -	A-02
ABBREVIATIONS		A-03
ALPHABETICAL INDEX	A-04 -	A-06
WCF23RC	A-07 -	E-16
WCF31RQ	E-17 -	J-18

1993 WCF23RC INDEX

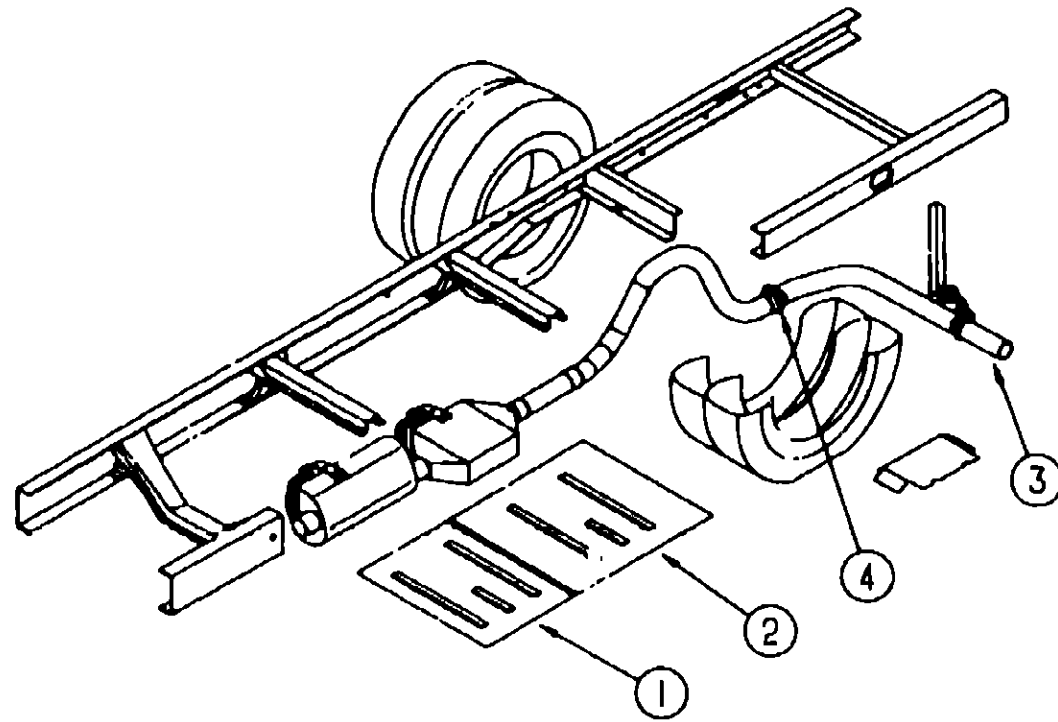
FLOOR PLAN	A-07 -	A-08
ACCESSORIES		A-09
AUDIO VIDEO	A-10 -	A-12
BATH	A-13 -	A-14
BEDROOM	A-15 -	A-16
CHASSIS	A-17 -	B-03
CURTAIN & CUSHION	B-04 -	B-12
DINETTE	B-13 -	B-14
DRIVERS COMPARTMENT	B-15 -	B-19
ELECTRICAL	B-20 -	C-02
EXTERIOR BODY	C-03 -	C-10
GALLEY	C-11 -	C-15
GENERATOR	C-16 -	C-17
HEATING & A/C	C-18 -	C-22
INTERIOR FINISH	C-23 -	D-02
LABELS	D-03 -	D-11
LP		D-12
SEALANTS & FASTENERS	D-13 -	D-16
WATER & SEWAGE	D-17 -	D-22
WINDOW, VENT AND		
EXTERIOR DOOR	D-23 -	E-14
WINDSHIELD/WIPER	E-15 -	E-16

CHASSIS GROUP (CONTINUED)

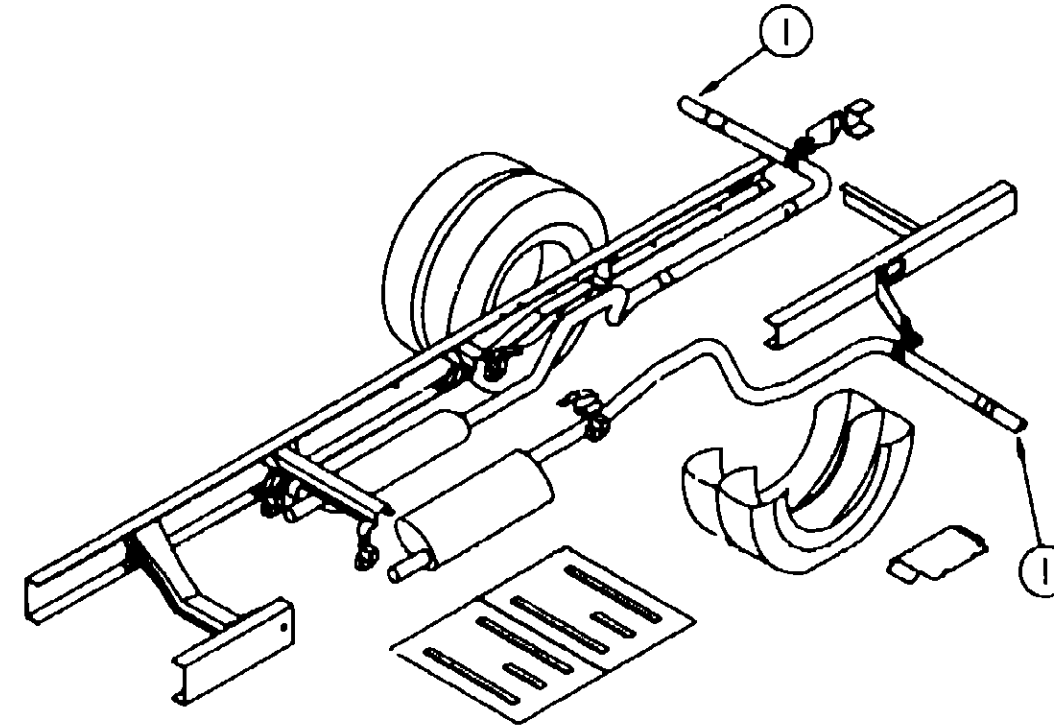
CHASSIS GROUP (CONTINUED)

**1993 WINNEBAGO
TABLE OF CONTENTS**

INTRODUCTION	A-01 -	A-02
ABBREVIATIONS		A-03
ALPHABETICAL INDEX	A-04 -	A-06
WCF23RC	A-07 -	E-16
WCF31RQ	E-17 -	J-18



EXHAUST SYSTEM (GAS)



EXHAUST SYSTEM (DIESEL)

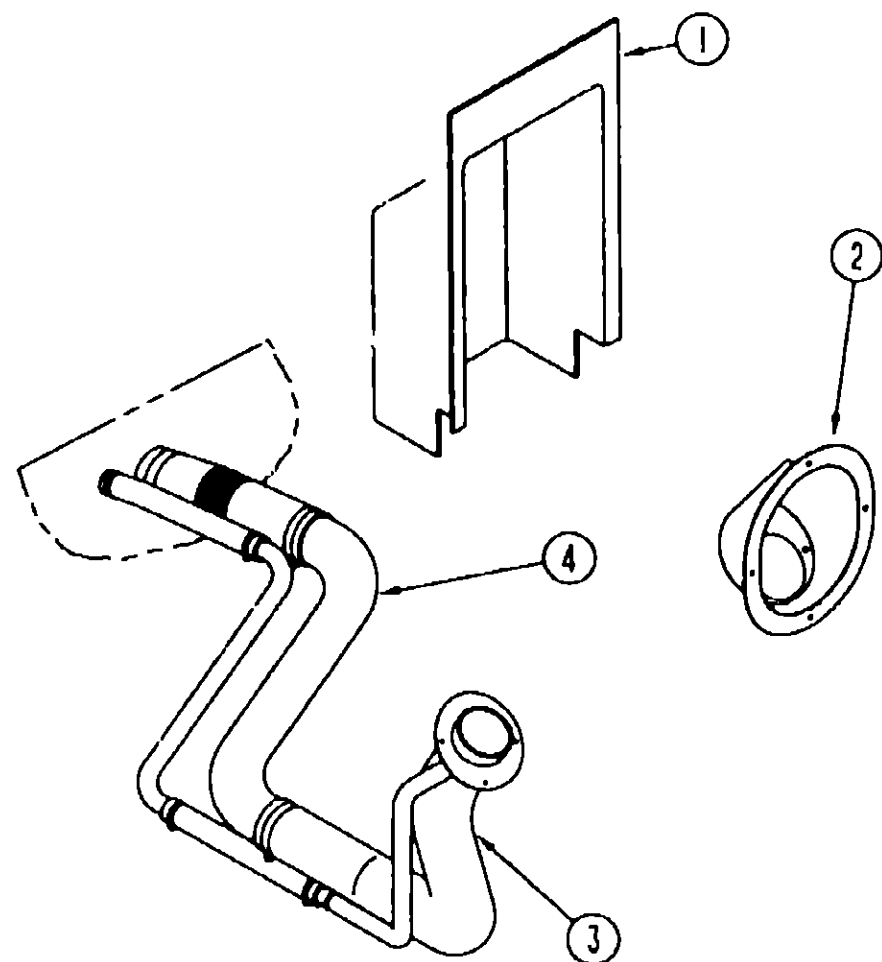
KEY	PART NUMBER	U/M	DESCRIPTION
1	101544-01-000	EA	SHIELD-HEAT, EXHAUST - 19 7" X 28 9" - STEEL
2	101544-02-000	EA	SHIELD HEAT, EXHAUST - 30" X 28 9" - STEEL
3	098608-02-000	EA	PIPE-EXHAUST, SINGLE
4	094918-01-000	EA	CLAMP-EXHAUST, 3" - GUILLOTINE STYLE

KEY	PART NUMBER	U/M	DESCRIPTION
1	081918-01-000	EA	EXTENSION-EXHAUST, 2 25"OD X 9 44" - STAINLESS STEEL
	094918-03-000	EA	CLAMP EXHAUST, 2 5"

1993 WCF23RC INDEX

FLOOR PLAN	A-07 -	A-08
ACCESSORIES		A-09
AUDIO VIDEO	A-10 -	A-12
BATH	A-13 -	A-14
BEDROOM	A-15 -	A-16
CHASSIS	A-17 -	B-03
CURTAIN & CUSHION	B-04 -	B-12
DINETTE	B-13 -	B-14
DRIVERS COMPARTMENT	B-15 -	B-19
ELECTRICAL	B-20 -	C-02
EXTERIOR BODY	C-03 -	C-10
GALLEY	C-11 -	C-15
GENERATOR	C-16 -	C-17
HEATING & A/C	C-18 -	C-22
INTERIOR FINISH	C-23 -	D-02
LABELS	D-03 -	D-11
LP		D-12
SEALANTS & FASTENERS	D-13 -	D-16
WATER & SEWAGE	D-17 -	D-22
WINDOW, VENT AND		
EXTERIOR DOOR	D-23 -	E-14
WINDSHIELD/WIPER	E-15 -	E-18

CHASSIS GROUP (CONTINUED)



FUEL SYSTEM

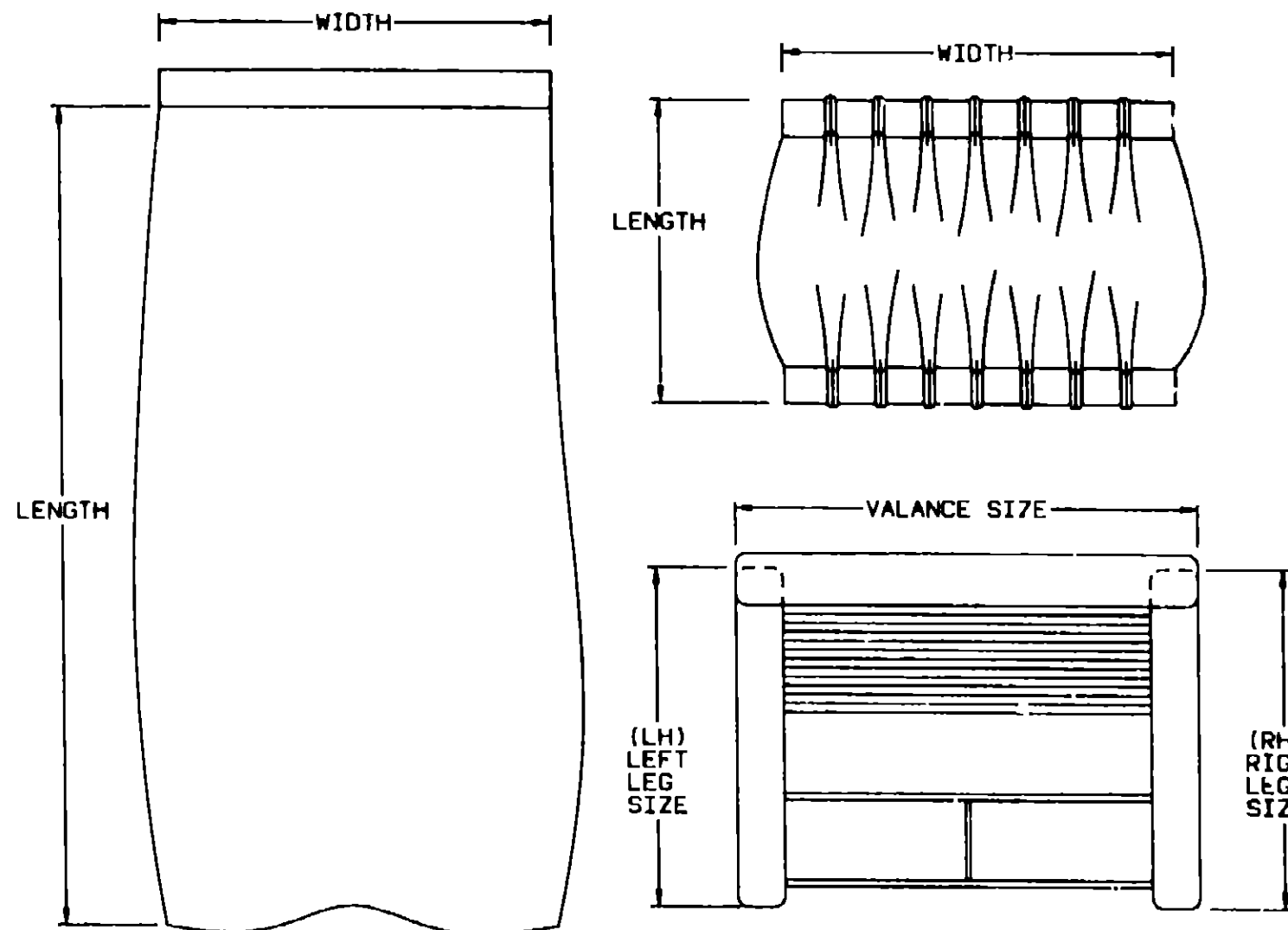
KEY	PART NUMBER	U/M	DESCRIPTION
1	072447-04-000	EA	SHROUD FUEL FILL, UPPER - PLASTIC
2	102951-01-02A	EA	SHROUD-FUEL FILL - OFF WHITE
3	098804-01-000	EA	PIPE-VENT, FUEL FILL - 12" LONG
4	098805 01-000	EA	PIPE FUEL, FUEL FILL - 11 4" LONG
	007063 01-000	FT	HOSE-GAS 1/4"ID X 1/2"OD
	044317-01-000	FT	HOSE-FUEL, 3/8" ID
	080081-01-000	EA	STRAP-MOUNTING, FUEL LINE 2" X 32"
	024142-01-000	EA	TEE-BARB, 3/16" - PLASTIC
	084884-01-000	EA	PLUG-BRASS, 3/8"

CURTAIN & CUSHION GROUP

NOTICE

IN ORDER TO ASSIST OUR PARTS SALES DEPT. IN PROVIDING INTERIOR SOFTGOODS ITEMS, PLEASE INCLUDE THE SERIAL NUMBER AND THE COLOR CODE NUMBER FROM THE VEHICLE CERTIFICATION LABEL WHEN ORDERING. THIS LABEL IS LOCATED ON THE LEFT SIDEWALL AT THE END OF THE DASH (A-BODY), OR ON THE DRIVER'S DOOR LATCH PLATE (C-BODY)

AN EXAMPLE OF A COLOR CODE NUMBER IS B07, WHICH DESIGNATES AN OVERALL COLOR SCHEME OF A PARTICULAR UNIT. THE COLOR LISTED AFTER THE ITEM DESCRIPTION ON THE MICROFICHE, INDICATES THE OVERALL UNIT COLOR. ORDER THE ITEM YOU DESIRE ACCORDING TO UNIT COLOR CODE.



NOTE USE THIS ILLUSTRATION WHEN DETERMINING LENGTH AND WIDTH MEASUREMENTS FOR CURTAINS. YOU WILL NOTE THE WIDTH MEASUREMENT IS TAKEN ON THE TOP OF THE CURTAIN WITH THE CURTAIN FULLY EXTENDED. THE LENGTH MEASUREMENT IS TAKEN FROM TOP TO BOTTOM. LEFT AND RIGHT WINDOW LEGS ARE DETERMINED WHEN FACING THE WINDOW.

**1993 WINNEBAGO
TABLE OF CONTENTS**

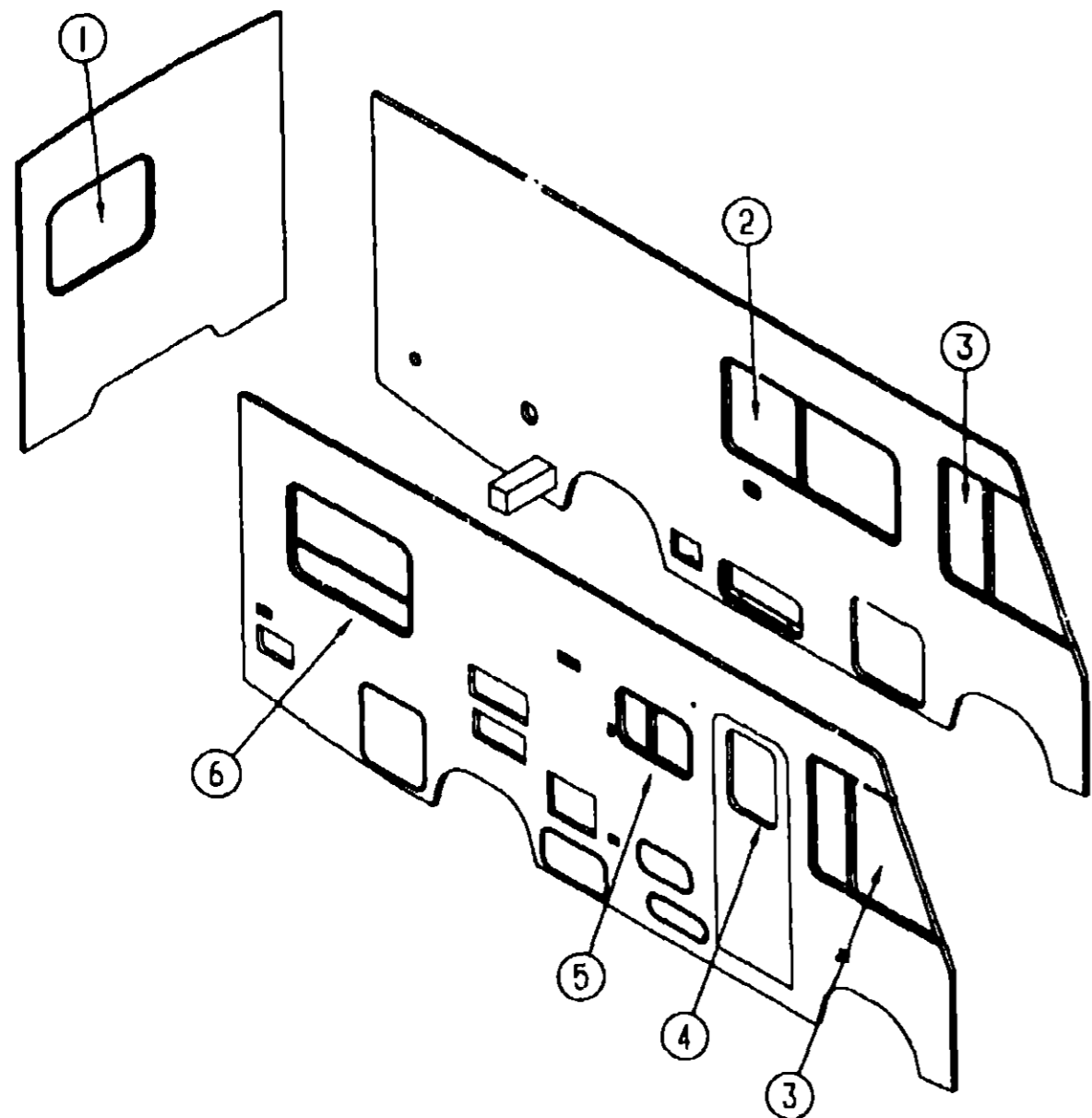
INTRODUCTION	A-01 -	A-02
ABBREVIATIONS		A-03
ALPHABETICAL INDEX	A-04 -	A-06
WCF23RC	A-07 -	E-16
WCF31RQ	E-17 -	J-18

1993 WCF23RC INDEX

FLOOR PLAN	A-07 -	A-08
ACCFSORIES		A-09
AUDIO VIDEO	A-10 -	A-12
BATH	A-13 -	A-14
BEDROOM	A-15 -	A-16
CHASSIS	A-17 -	B-03
CURTAIN & CUSHION	B-04 -	B-12
DINETTE	B-13 -	B-14
DRIVERS COMPARTMENT	B-15 -	B-19
ELECTRICAL	B-20 -	C-02
EXTERIOR BODY	C-03 -	C-10
GALLEY	C-11 -	C-15
GENERATOR	C-16 -	C-17
HEATING & A/C	C-18 -	C-22
INTERIOR FINISH	C-23 -	D-02
LABELS	D-03 -	D-11
LP		D-12
SEALANTS & FASTENERS	D-13 -	D-16
WATER & SEWAGE	D-17 -	D-22
WINDOW, VENT AND		
EXTERIOR DOOR	D-23 -	E-14
WINDSHIELD/WIPER	E-15 -	E-16

CURTAIN & CUSHION GROUP (CONTINUED)

WINDOW TREATMENT



KEY	PART NUMBER	U/M DESCRIPTION
1	107603 01 D09	EA VALANCE ASM - 41" RUFFLED ARCH
1	107603 01-D10	EA VALANCE ASM - 41" RUFFLED ARCH
1	107603-01-D11	EA VALANCE ASM - 41" RUFFLED ARCH
1	104157-01-D09	EA CURTAIN/LEG ASM - 27", RH
1	104157 01-C52	EA CURTAIN/LEG ASM - 27", RH (D10)
1	104157-01-C04	EA CURTAIN/LEG ASM - 27", RH (D11)
1	104157-02-D09	EA CURTAIN/LEG ASM - 27", LH
1	104157 02 C52	EA CURTAIN/LEG ASM - 27", LH (D10)
1	104157-02-C04	EA CURTAIN/LEG ASM - 27", LH (D11)
1	093475 98-01A	EA BLIND-MINI, 36 X 29 DROP (D09,D11)
1	093475-98 02A	EA BLIND-MINI, 36 X 29 DROP (D10)
1	073260 52-D09	EA TIEBACK ASM - 3 X 15 GATHERED
1	073260-52-D10	EA TIEBACK ASM - 3 X 15 GATHERED
1	073260-52-D11	EA TIEBACK ASM - 3 X 15 GATHERED
2	103966-28-D09	EA VALANCE ASM - 65" ARCH, W/BRASS U-CHANNEL
2	103966 46 D10	EA VALANCE ASM - 65" ARCH, W/BRASS U CHANNEL
2	103966-46-D11	EA VALANCE ASM - 65" ARCH, W/BRASS U CHANNEL
2	100281-98 D09	EA LEG-RH W/U BRASS, 27", W/O HOLE
2	100281-98 D10	EA LEG-RH W/U-BRASS, 27", W/O HOLE
2	100281-98-D11	EA LEG RH W/U-BRASS, 27", W/O HOLE
2	100281-99 D09	EA LEG-LH W/U BRASS, 27", W/O HOLE
2	100281-99 D10	EA LEG LH W/U-BRASS, 27", W/O HOLE
2	100281-99-D11	EA LEG LH W/U BRASS, 27", W/O HOLE

KEY	PART NUMBER	U/M DESCRIPTION
2	093475-76-04A	EA BLIND-MINI, 60 X 28 5 DROP (D09,D11)
2	093475-76-05A	EA BLIND-MINI, 60 X 28 5 DROP (D10)
3	101668-30-D09	EA CURTAIN - 38 X 78 TAPE TOP, RH (D09,D11)
3	101668-30-D10	EA CURTAIN - 38 X 78 TAPE TOP, RH (D10)
3	101668-31-D09	EA CURTAIN - 38 X 78 TAPE TOP, LH (D09,D11)
3	101668-31-D10	EA CURTAIN - 38 X 78 TAPE TOP, LH. (D10)
3	073260-42 D09	EA TIEBACK ASM - 6 X 18 (D09,D11)
3	073260-42-D10	EA TIEBACK ASM - 6 X 18 (D10)
4	084755-88-DA4	EA SHADE ASM-PULL - 21 25"
4	084755-88-DA5	EA SHADE ASM-PULL - 21 25"
5	103966-07-D09	EA VALANCE ASM - 28 5", ARCH, 2-TONED
5	103966-54-D02	EA VALANCE ASM - 28 5", ARCH W/BRASS U-CHANNEL (D10)
5	103966-54-D03	EA VALANCE ASM - 28 5", ARCH W/BRASS U-CHANNEL (D11)
5	093475-32-12A	EA BLIND-MINI, 27 X 18 5 DROP (D09)
5	093475-32-14A	EA BLIND-MINI, 27 X 18 5 DROP (D10)
5	093475-32-13A	EA BLIND MINI, 27 X 18 5 DROP (D11)
6	107603-04-D09	EA VALANCE - 45" RUFFLED ARCH, W/O HEADER
6	107603-04-D10	EA VALANCE - 45" RUFFLED ARCH, W/O HEADER
6	107603-04-D11	EA VALANCE - 45" RUFFLED ARCH, W/O HEADER
6	104157-01-D09	EA CURTAIN/LEG ASM - 27", RH
6	104157-01-C52	EA CURTAIN/LEG ASM - 27", RH (D10)
6	104157-01-C04	EA CURTAIN/LEG ASM - 27", RH (D11)
6	104157-02-D09	EA CURTAIN/LEG ASM - 27", LH.
6	104157-02-C52	EA CURTAIN/LEG ASM - 27", LH (D10)
6	104157-02-C04	EA CURTAIN/LEG ASM - 27", LH (D11)
6	073260-52-D09	EA TIEBACK ASM - 3 X 15 GATHERED
6	073260-52-D10	EA TIEBACK ASM - 3 X 15 GATHERED
6	073260-52-D11	EA TIEBACK ASM - 3 X 15 GATHERED
6	093475-99-01A	EA BLIND-MINI, 41 X 28 5 DROP (D09,D11)
6	093475 99-02A	EA BLIND MINI, 41 X 28 5 DROP (D10)

FROM 00-00-00 THRU 01-03-93

FROM 01-04-93 THRU 99-99-99

BUNK OPTION

KEY	PART NUMBER	U/M DESCRIPTION
	101668-32-D09	EA CURTAIN ASM - 40 X 40, TAPE TOP (D09,D11)
	101668-32-D10	EA CURTAIN ASM - 40 X 40, TAPE TOP
	101668-33-D09	EA CURTAIN ASM - 38 X 125, TAPE TOP (D09,D11)
	101668-33-D10	EA CURTAIN ASM - 38 X 125, TAPE TOP

SHOWER CURTAIN

KEY	PART NUMBER	U/M DESCRIPTION
	084481-22-C07	EA CURTAIN ASM-SHOWER, 65 X 40 (D09)
	084481-22-D36	EA CURTAIN ASM-SHOWER, 65 X 40 (D10)
	084481-22-C27	EA CURTAIN ASM-SHOWER, 65 X 40 (D11)
	073260-54-C09	EA TIEBACK-CURTAIN, 3" X 16" (D09)
	073260 54-D36	EA TIEBACK-CURTAIN, 3" X 16" (D10)
	073260-54 C10	EA TIEBACK-CURTAIN, 3" X 16" (D11)

ROOM DIVIDER

KEY	PART NUMBER	U/M DESCRIPTION
	101668-20-D09	EA CURTAIN ASM - 70 X 60 TAPE TOP
	101668-20-C06	EA CURTAIN ASM - 70 X 60 TAPE TOP (D10,D11)
	073260 59-D09	EA TIEBACK ASM - 4 X 15
	073260 59 D10	EA TIEBACK ASM - 4 X 15 (D10,D11)

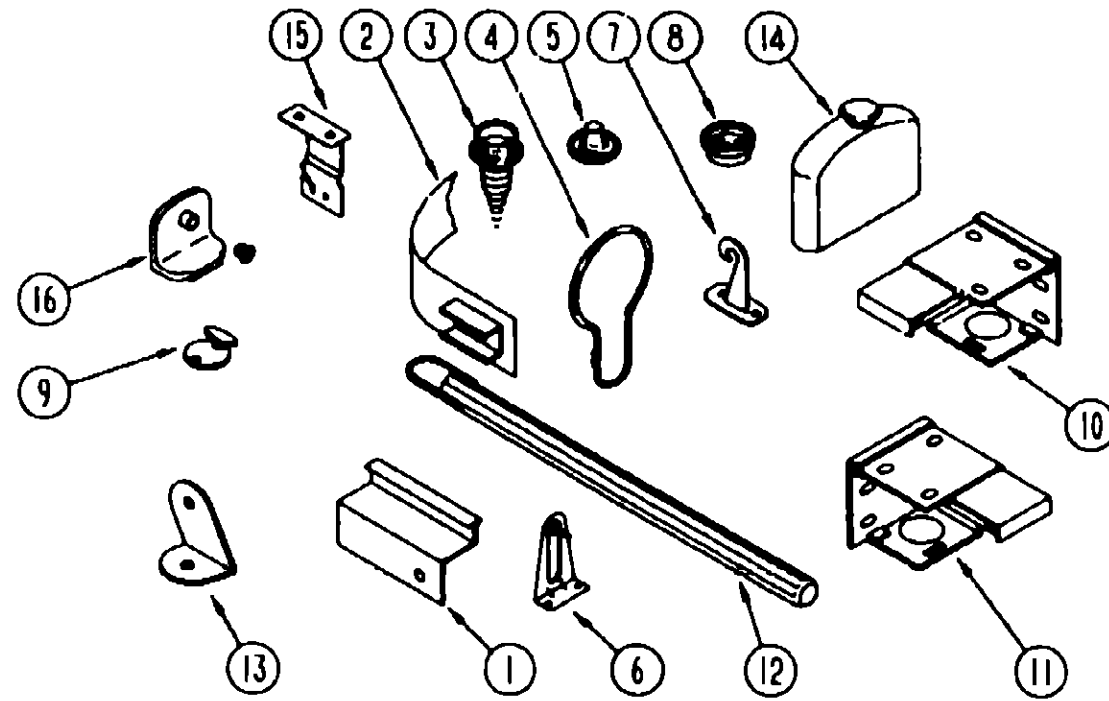
**1993 WINNEBAGO
TABLE OF CONTENTS**

INTRODUCTION	A-01 - A-02
ABBREVIATIONS	A-03
ALPHABETICAL INDEX	A-04 - A-06
WCF23RC	A-07 - E-16
WCF31RQ	E-17 - J-18

1993 WCF23RC INDEX

FLOOR PLAN	A-07 - A-08
ACCESSORIES	A-09
AUDIO VIDEO	A-10 - A-12
BATH	A-13 - A-14
BEDROOM	A-15 - A-16
CHASSIS	A-17 - B-03
CURTAIN & CUSHION	B-04 - B-12
DINETTE	B-13 - B-14
DRIVERS COMPARTMENT	B-15 - B-19
ELECTRICAL	B-20 - C-02
EXTERIOR BODY	C-03 - C-10
GALLEY	C-11 - C-15
GENERATOR	C-16 - C-17
HEATING & A/C	C-18 - C-22
INTERIOR FINISH	C-23 - D-02
LABELS	D 03 - D-11
LP	D-12
SEALANTS & FASTENERS	D-13 - D-16
WATER & SEWAGE	D-17 - D-22
WINDOW, VENT AND	
EXTERIOR DOOR	D-23 - E-14
WINDSHIELD/WIPER	E-15 - E-16

CURTAIN & CUSHION GROUP (CONTINUED)



CURTAIN, BLIND HARDWARE & TRACKS

KEY	PART NUMBER	U/M DESCRIPTION
1	105450-04-01A	EA TRACK-ROOM DIVIDER CURTAIN, 58" LONG - ALUMINUM - OFF WHITE
1	101589-02-C05	EA TRACK ASM-CURTAIN, RIGHT HAND WRAPAROUND - OFF WHITE - 10'
1	105324-01-01A	EA TRACK-CURTAIN, RIGHT HAND WRAPAROUND - OFF WHITE - 10'
1	105324-02-01A	EA TRACK-CURTAIN, RIGHT HAND WRAPAROUND - OFF WHITE - 6' 5" - TV OPTIONS
1	105324-03-01A	EA TRACK-CURTAIN, LEFT HAND WRAPAROUND - OFF WHITE - 6' 5" - TV OPTIONS
1	105450-01-01A	EA TRACK-CURTAIN, 30 8" LONG - ALUMINUM - OFF WHITE
	102075-03-01A	EA ROD-SHOWER CURTAIN, OFF WHITE
	009112-01-000	EA FLANGE - 1" ROD, CLOTHES - PLASTIC - OFF WHITE
	046867-01-000	EA GROMMET-BRASS, 7/16" ID X 1" OD
2	101031-01-000	YD TAPE-GLIDE, CURTAIN - 4 25" SPACING
3	029130-01-000	EA SCREW-SNAP SOCKET, #8 PH X 5/8"
3	029130-03-000	EA SCREW-SNAP SOCKET, #8 PH X 1"
4	009136-02-000	EA HANGER-RING, PIN TYPE - CURTAIN - BRASS
5	029155-01-000	EA CAP-SNAP, 5/32" O D OF PIN
6	095591-02-000	EA BRACKET HOLD DOWN, W/PIN - BLIND - METAL
		FROM: 00-00-00 THRU 07-19-92
7	109441-01-000	EA HOLD DOWN-BLIND, HOOK
		FROM 07-20-92 THRU 99-99-99
8	029156-01-000	EA SOCKET-SNAP, 9/16" O D
9	102555-01-000	EA CLEAT-CORD, BLIND - OFF WHITE
10	083170-01-000	EA BRACKET-BLIND, RIGHT HAND
11	083170-02-000	EA BRACKET-BLIND, LEFT HAND
12	093475-01-700	EA WAND-BLIND, W/METAL CLIP - 8" LONG
13	099205-02-02A	EA BRACKET-WRAPAROUND CURTAIN TRACK, OFF WHITE
14	093475-01-701	EA END CAP-BLIND, W/STUD
15	084434-01-000	EA BRACKET-MOUNTING, ROLLER SHADE - 1 3/8"
	096843-01-000	EA SPRING-REWIND, ROLLER SHADE
	084432-06-000	FT SLAT-ROLLER SHADE, WOOD
16	106544-01-000	EA PULL-SHADE, BRASS
	048394-02-000	YD VELCRO TAPE-HOOK, ADHESIVE BACK - .75" WIDE - BEIGE
	088792-01-000	YD VELCRO HOOK, 75" WIDE - BEIGE
	088792-02-000	YD VELCRO TAPE-LOOP, ADHESIVE BACKED - 75" WIDE - BEIGE
	068716-01-001	EA BRACE - 90 DEGREE L-ANGLE, 192" - EXTRUDED ALUMINUM
	075943-09-000	EA BRACE-VALANCE, OFF WHITE - 8"
	103986-01-000	FT TRIM VALANCE, U-CHANNEL - 75" WIDE - BRASS
	089522-02-000	EA PANEL-LEG, TWO SIDE 31.5" LONG - PLASTIC - BLACK
	089916-01-000	EA MOUNT-WINDOW LEG, 23 75" - ALUMINUM - BLACK
		23 75" LONG - 6 3" BETWEEN SCREW HOLES

CURTAIN & CUSHION GROUP (CONTINUED)

BUTTON, TRIM, ASSIST HANDLE & SEAT BELT

KEY	PART NUMBER	U/M DESCRIPTION
	079349-04-D09	YD WELT ASM-NARROW, ACCENT (D09)
	079349-04-C05	YD WELT ASM-NARROW, ACCENT (D10)
	079349-04-B04	YD WELT ASM-NARROW, ACCENT (D11)
	057759-01-000	EA WASHER BRACKET-SEAT BELT, 4" DIAMETER
	056271-01-000	EA BELT-SEAT, 2" X 102" - BLACK
		FROM 00-00-00 THRU 11-25-92
	007021-01-000	EA BELT-SEAT, 2" X 90" - BLACK
		FROM 11-26-92 THRU 99-99-99
	056271-02-000	EA BELT-SEAT, 2" X 72" - BLACK
	069178-02-000	EA BRACKET-MOUNTING, ASSIST HANDLE - L ANGLE - W/HOLES - STEEL
	070578-04-Y05	EA BUTTON-SNAP TOP, #30 - VINYL - BEIGE
	070578-11-Y70	EA BUTTON-SNAP TOP, #30 - VINYL - OFF WHITE
	000C16-07-16B	EA BOLT-CARRIAGE, ASSIST HANDLE - 7/16" - 14 X 1" ZN
	070578-01-D01	EA BUTTON SCREW STUD, #30
	070578-01-C03	EA BUTTON-SCREW STUD, #30
	070578-01-B06	EA BUTTON-SNAP TOP, #30
	000D20-07-00B	EA NUT-ACORN, ASSIST HANDLE - 7/16" X 14 ZN
	053552-02-AA8	EA HANDLE-ASSIST, INTERIOR - ENTRY DOOR - VINYL - OFF WHITE
	057534-01-000	EA TIEBACK/TIEDOWN-BED/CURTAIN/DOOR, 6" - PLASTIC - CLEAR
	057534-04-000	EA TIEBACK-PLASTIC, 20" - CLEAR

FABRICS

KEY	PART NUMBER	U/M DESCRIPTION
	089351-03-000	YD VINYL-CEILING, DIAMOND DESIGN - 54" WIDE
	079680-01-000	YD FABRIC-VINYL, 54" WIDE - BEIGE
	103907-01-01A	YD FABRIC-VINYL, 54" WIDE - OFF WHITE
	106569-01-01A	YD VINYL LAMINATE, 26 OZ - 54" WIDE - OFF WHITE
	072333-90-000	YD FABRIC-CURTAIN, 54" WIDE - TAN (D09)
	072333-82-000	YD FABRIC-CURTAIN, 54" WIDE - BEIGE (D10/D11)
	087272-01-000	YD FABRIC-LINING, CURTAIN - 48" WIDE - IVORY
		FROM: 00-00-00 THRU. 09-30-92
	087272-03-000	YD FABRIC-LINING, CURTAIN - 54" WIDE - IVORY
		FROM, 10-01-92 THRU 99-99-99
	105745-12-000	YD FABRIC-CURTAIN/BEDSPREAD, PATTERNED - 54" WIDE (D09)
	105745-13-000	YD FABRIC-CURTAIN/BEDSPREAD, PLAIN - 54" WIDE (D09)
	105745-30-000	YD FABRIC-CURTAIN/BEDSPREAD, PATTERNED - 54" WIDE (D10)
	088273-89-000	YD FABRIC-CURTAIN/BEDSPREAD, PLAIN - 54" WIDE (D10)
	105745-14-000	YD FABRIC-CURTAIN/BEDSPREAD, PATTERNED - 54" WIDE (D11)
	088273-66-000	YD FABRIC-CURTAIN/BEDSPREAD, PLAIN - 54" WIDE (D11)
	104233-63-000	YD FABRIC-UPHOLSTERY, STRIPED WOVEN - 54" WIDE (D09)
	104233-66-000	YD FABRIC-UPHOLSTERY, STRIPED WOVEN - 54" WIDE (D10)
	104233-68-000	YD FABRIC-UPHOLSTERY, STRIPED WOVEN - 54" WIDE (D11)
	104233-60-000	YD FABRIC-UPHOLSTERY, PATTERN VELOUR - 54" WIDE (D09)
	104233-64-000	YD FABRIC-UPHOLSTERY, PATTERN WOVEN - 54" WIDE (D10/D11)
	104233-74-000	YD FABRIC-UPHOLSTERY, PLAIN BEIGE VELOUR - 54" WIDE (D09)
	104233-61-000	YD FABRIC-UPHOLSTERY, PLAIN MAUVE VELOUR - 54" WIDE (D09)
	104233-29-000	YD FABRIC-UPHOLSTERY, PLAIN VELOUR - 54" WIDE (D10)
	104233-30-000	YD FABRIC-UPHOLSTERY, PLAIN VELOUR - 54" WIDE (D11)
	104233-62-000	YD FABRIC-UPHOLSTERY, CRISSCROSS VELOUR - 54" WIDE (D09)
	104233-65-000	YD FABRIC-UPHOLSTERY, CRISSCROSS VELOUR - 54" WIDE (D10)
	104233-67-000	YD FABRIC-UPHOLSTERY, CRISSCROSS VELOUR - 54" WIDE (D11)
	104233-75-000	YD FABRIC-UPHOLSTERY, "W" VELOUR - 54" WIDE (D09)
	104233-76-000	YD FABRIC-UPHOLSTERY, "W" VELOUR - 54" WIDE (D10)
	104233-77-000	YD FABRIC-UPHOLSTERY, "W" VELOUR - 54" WIDE (D11)

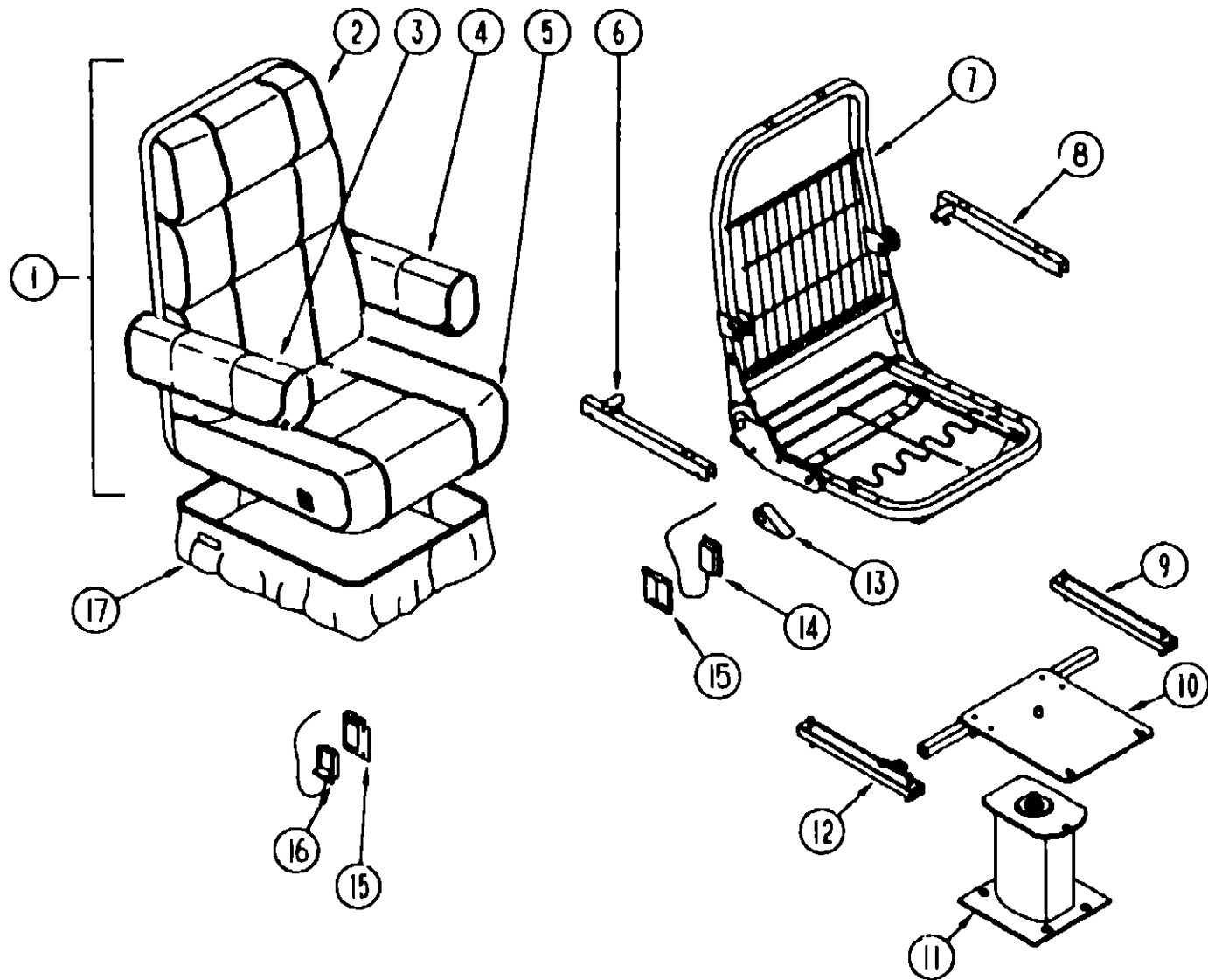
**1993 WINNEBAGO
TABLE OF CONTENTS**

INTRODUCTION	A-01 -	A-02
ABBREVIATIONS		A-03
ALPHABETICAL INDEX	A-04 -	A-06
WCF23RC	A-07 -	E-16
WCF31RQ	E-17 -	J-18

1993 WCF23RC INDEX

FLOOR PLAN	A-07 -	A-08
ACCESSORIES		A-09
AUDIO VIDEO	A-10 -	A-12
BATH	A-13 -	A-14
BEDROOM	A-15 -	A-16
CHASSIS	A-17 -	B-03
CURTAIN & CUSHION	B-04 -	E-12
DINETTE	B-13 -	B-14
DRIVERS COMPARTMENT	B-15 -	B-19
ELECTRICAL	B-20 -	C-02
EXTERIOR BODY	C-03 -	C-10
GALLEY	C-11 -	C-15
GENERATOR	C-16 -	C-17
HEATING & A/C	C-18 -	C-22
INTERIOR FINISH	C-23 -	D-02
LABELS	D-03 -	D-11
LP		D-12
SEALANTS & FASTENERS	D-13 -	D-16
WATER & SEWAGE	D-17 -	D-22
WINDOW, VENT AND		
EXTERIOR DOOR	D-23 -	E-14
WINDSHIELD/WIPER	E-15 -	E-16

CURTAIN & CUSHION GROUP (CONTINUED)
DRIVER & PASSENGER BUCKET SEATS



KEY	PART NUMBER	U/M	DESCRIPTION
1	083909-44-D09	EA	SEAT-BUCKET W/ARMRESTS - W/O SKIRT FROM 00-00-00 THRU 06-21-92
1	083909-44-D10	EA	SEAT-BUCKET, W/ARMRESTS - W/O SKIRT FROM 00-00-00 THRU 06-21-92
1	083909-44-D11	EA	SEAT-BUCKET, W/ARMRESTS - W/O SKIRT FROM 00-00-00 THRU 06-21-92
1	083909-47-D09	EA	SEAT-BUCKET, W/ARMRESTS - W/O SKIRT FROM 06-22-92 THRU 99-99-99
1	083909-47-D10	EA	SEAT-BUCKET, W/ARMRESTS - W/O SKIRT FROM 06-22-92 THRU 99-99-99
1	083909-47-D11	EA	SEAT-BUCKET, W/ARMRESTS - W/O SKIRT FROM 06-22-92 THRU 99-99-99
2	M03445-68-D09	EA	COVER-BACK, BUCKET SEAT
2	M03445-68-D10	EA	COVER-BACK, BUCKET SEAT
2	M03445-68-D11	EA	COVER-BACK, BUCKET SEAT
3	080243-49-D09	EA	ARMREST-RIGHT, BUCKET SEAT
3	080243-49-D10	EA	ARMREST-RIGHT, BUCKET SEAT
3	080243-49-D11	EA	ARMREST-RIGHT, BUCKET SEAT
	M80243-49-D09	EA	COVER-ARMREST, RIGHT
	M80243-49-D10	EA	COVER-ARMREST, RIGHT
	M80243-49-D11	EA	COVER-ARMREST, RIGHT
4	080243-50-D09	EA	ARMREST-LEFT, BUCKET SEAT
4	080243-50-D10	EA	ARMREST-LEFT, BUCKET SEAT
4	080243-50-D11	EA	ARMREST-LEFT, BUCKET SEAT
	M80243-50-D09	EA	COVER-ARMREST, LEFT
	M80243-50-D10	EA	COVER-ARMREST, LEFT
	M80243-50-D11	EA	COVER-ARMREST, LEFT
5	M03445-69-D09	EA	COVER-SEAT, BUCKET SEAT
5	M03445-69-D10	EA	COVER-SEAT, BUCKET SEAT
5	M03445-69-D11	EA	COVER-SEAT, BUCKET SEAT
6	081268-01-000	EA	ROD & CHANNEL-ARMREST, RIGHT - METAL
	081361-01-000	EA	ROD-ARMREST, METAL - RIGHT OR LEFT HAND
7	M80906-07-000	EA	FRAME-SEAT, BACK & SPRING
8	081268-02-000	EA	ROD & CHANNEL-ARMREST, LEFT - METAL
	081361-01-000	EA	ROD-ARMREST, METAL - RIGHT OR LEFT HAND
9	069246-05-000	EA	ADJUSTER-BUCKET SEAT W/LOCK, FORWARD AND BACK
	069246-05-700	EA	SPRING-ADJUSTER, FOR REMOTE
	069246-05-701	EA	CLIP-CABLE, FOR REMOTE
10	107921-05-000	EA	PLATE-TOP, W/SEAT BELT BAR
	107921-06-000	EA	BEARING KIT-SEAT SWIVEL
11	107921-01-000	EA	PLATE-SUB, FLOOR MOUNTED PEDESTAL - W/9 75" EXTENSION
12	069246-02-000	EA	ADJUSTER SLIDE, FORWARD & BACK
13	080730-03-700	EA	HANDLE KIT-RECLINER
	080730-04-000	EA	SCREW-RECLINER, HANDLE - KEIPER 300618 07
	089369-08-000	EA	SHIELD CABLE, REMOTE RECLINER - BUCKET SEAT
14	089368-04-000	EA	CABLE-SLIDE, W/SWITCH
15	097683-03-000	EA	BRACKET-REMOTE, SIDE MOUNT - SINGLE
16	109049-01-000	EA	CABLE - 28", FLEXSTEEL PEDESTAL
	108049-02-000	EA	CABLE-PEDESTAL CLIP
17	071126-36-D09	EA	SKIRT-BUCKET SEAT
17	071126-36-D10	EA	SKIRT-BUCKET SEAT
17	071126-36-D11	EA	SKIRT-BUCKET SEAT
	007221-01-000	EA	SPACER-SEAT, ADJUSTER

1993 WINNEBAGO
TABLE OF CONTENTS

INTRODUCTION	A-01 -	A-02
ABBREVIATIONS		A-03
ALPHABETICAL INDEX	A-04 -	A-06
WCF23RC	A-07 -	E-16
WCF31RQ	E-17 -	J-18

1993 WCF23RC INDEX

FLOOR PLAN	A-07 -	A-08
ACCESSORIES		A-09
AUDIO VIDEO	A-10 -	A-12
BATH	A-13 -	A-14
BEDROOM	A-15 -	A-16
CHASSIS	A-17 -	B-03
CURTAIN & CUSHION	B-04 -	B-12
DINETTE	B-13 -	B-14
DRIVERS COMPARTMENT	B-15 -	B-19
ELECTRICAL	B-20 -	C-02
EXTERIOR BODY	C-03 -	C-10
GALLEY	C-11 -	C-15
GENERATOR	C-16 -	C-17
HEATING & A/C	C-18 -	C-22
INTERIOR FINISH	C-23 -	D-02
LABELS	D-03 -	D-11
LP		D-12
SEALANTS & FASTENERS	D-13 -	D-16
WATER & SEWAGE	D-17 -	D-22
WINDOW, VENT AND		
EXTERIOR DOOR	D-23 -	E-14
WINDSHIELD/WIPER	E-15 -	E-16

CURTAIN & CUSHION GROUP (CONTINUED)

BACKREST & SEAT CUSHIONS

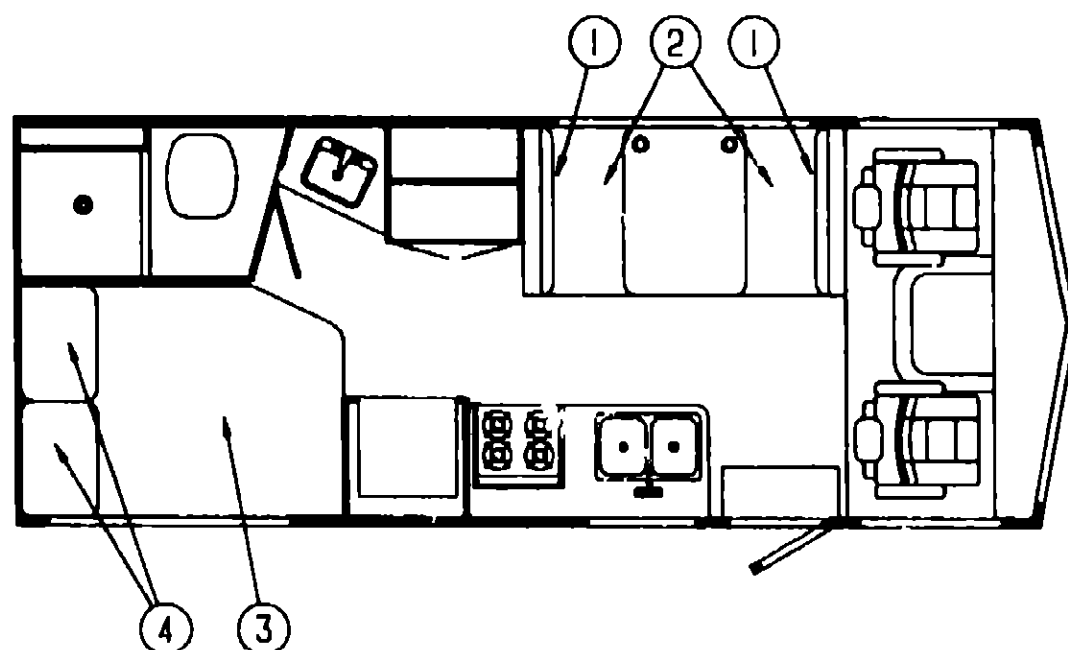
KEY	PART NUMBER	U/M DESCRIPTION
1	104146-01-D09	EA CUSHION-BACK, 13 5" X 38" X 5" (D09)
1	104146-01-D10	EA CUSHION-BACK, 13 5" X 38" X 5" (D10/D11)
1	P04146-01-D09	EA COVER-BACK CUSHION, 13 5" X 38" X 5" (D09)
1	P04146-01-D10	EA COVER-BACK CUSHION, 13 5" X 38" X 5" (D10/D11)
	078155-01-000	EA STRAP-SNAP, BACKREST CUSHION
2	088927-87-D09	EA CUSHION-SEAT, 23" X 38" X 5" (D09)
2	088927-87-D10	EA CUSHION-SEAT, 23" X 38" X 5" (D10/D11)
2	M88927-87-D09	EA COVER-SEAT CUSHION, 23" X 38" X 5" (D09)
2	M88927-87-D10	EA COVER-SEAT CUSHION, 23" X 38" X 5" (D10/D11)

DOUBLE MATTRESS, BEDSPREAD & PILLOW SHAMS

KEY	PART NUMBER	U/M DESCRIPTION
3	101123-03-000	EA MATTRESS-DOUBLE, W/CUT CORNER - 53" X 71"
3	P01123-03-000	EA COVER-MATTRESS, 53" X 74"
3	083986-05-D09	EA BEDSPREAD - 54", FITTED W/CUT CORNER
3	083986-05-D10	EA BEDSPREAD - 54", FITTED W/CUT CORNER
3	083986-05-D11	EA BEDSPREAD - 54", FITTED W/CUT CORNER
4	081997-09-D09	EA PILLOW SHAM-W/4" RUFFLE
4	081997-09-D10	EA PILLOW SHAM-W/4" RUFFLE
4	081997-09-D11	EA PILLOW SHAM-W/4" RUFFLE
	104259-01-D09	EA PILLOW-THROW, 15" X 15" - W/RUFFLE (D09)
	104259-01-C07	EA PILLOW-THROW, 15" X 15" - W/RUFFLE (D10)
	104259-01-C06	EA PILLOW-THROW, 15" X 15" - W/RUFFLE (D11)

BUNK CUSHION

KEY	PART NUMBER	U/M DESCRIPTION
	079145-06-000	EA CUSHION-BUNK, 30" X 77" X 4"
	M79145-06-000	EA COVER-CUSHION, BUNK



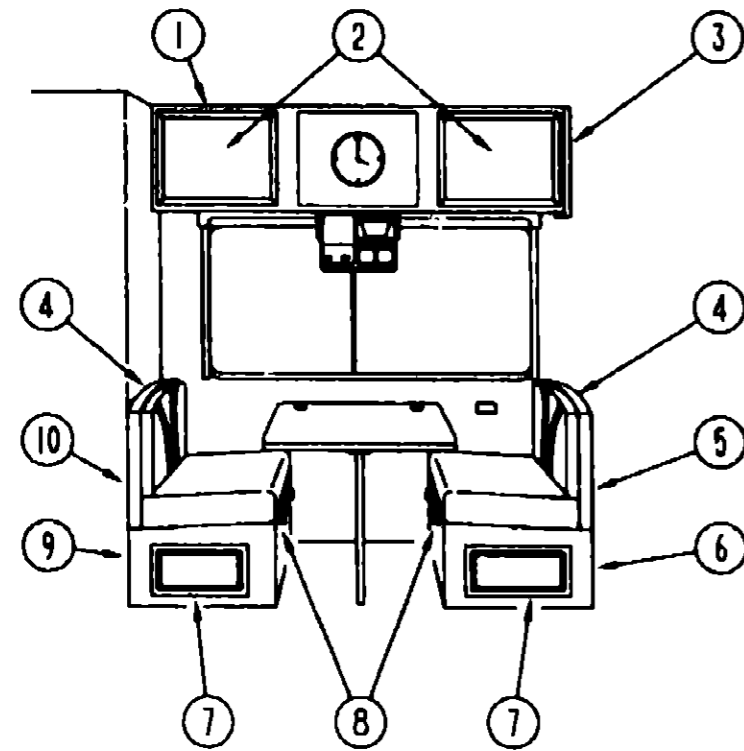
**1993 WINNEBAGO
TABLE OF CONTENTS**

INTRODUCTION	A-01	A-02
ABBREVIATIONS		A-03
ALPHABETICAL INDEX	A-04 -	A-06
WCF23RC	A-07 -	E-16
WCF31RQ	E-17 -	J-18

1993 WCF23RC INDEX

FLOOR PLAN	A-07 -	A-08
ACCESSORIES		A-09
AUDIO VIDEO	A-10 -	A-12
BATH	A-13 -	A-14
BEDROOM	A-15 -	A-16
CHASSIS	A-17 -	B-03
CURTAIN & CUSHION	B-04 -	B-12
DINETTE	B-13 -	B-14
DRIVERS COMPARTMENT	B-15 -	B-19
ELECTRICAL	B-20 -	C-02
EXTERIOR BODY	C-03 -	C-10
GALLEY	C-11 -	C-15
GENERATOR	C-16 -	C-17
HEATING & A/C	C-18 -	C-22
INTERIOR FINISH	C-23 -	D-02
LABELS	D-03 -	D-11
LP		D-12
SEALANTS & FASTENERS	D-13 -	D-16
WATER & SEWAGE	D-17 -	D-22
WINDOW, VENT AND		
EXTERIOR DOOR	D-23 -	E-14
WINDSHIELD/WIPER	E-15 -	E-16

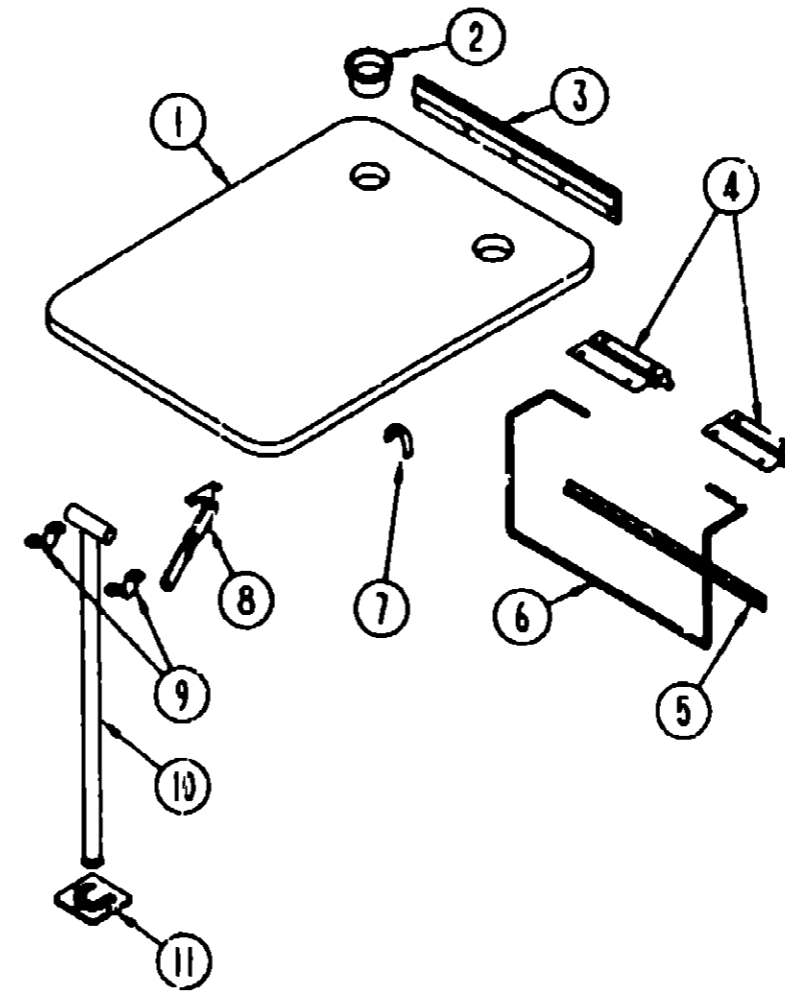
DINETTE GROUP



DINETTE CABINETRY

KEY	PART NUMBER	U/M	DESCRIPTION
1	M05019-66-D09	EA	CABINET ASM-OVERHEAD, DINETTE
1	M05019-66-D10	EA	CABINET ASM-OVERHEAD, DINETTE
1	M05019-66-D11	EA	CABINET ASM-OVERHEAD, DINETTE
2	P04746-02-D09	EA	DOOR-W/O HARDWARE - 400MM X 520MM
3	103128-01-C05	EA	END CAP-OVERHEAD
4	104787-01-D09	EA	PAD ASM-DINETTE
4	104787-01-C05	EA	PAD ASM DINETTE (D10)
4	104787-01-D11	EA	PAD ASM-DINETTE
5	M05162-03-C05	EA	CABINET ASM-SEAT BACK RIGHT
5	M04174-40-D09	EA	CABINET ASM SEAT BACK RIGHT
6	M05161-03-C05	EA	CABINET ASM-SEAT BASE RIGHT
6	M04175-40-D09	EA	CABINET ASM-SEAT BASE RIGHT
7	P04746-09-D09	EA	DOOR-W/O HARDWARE - 255MM X 485MM
8	081295-01-AA8	EA	SUPPORT-BED
9	M05161-04-C05	EA	CABINET ASM SEAT BASE LEFT
9	M04175-43-D09	EA	CABINET ASM SEAT BASE LEFT
10	M05162-04-C05	EA	CABINET ASM-SEAT BACK LEFT
10	M04174-43-D09	EA	CABINET ASM SEAT BACK LEFT
	104116-11-D09	EA	SEAT ASM
	081518-01-B03	EA	SEAT-TOP, DINETTE - PLYWOOD

DINETTE GROUP (CONTINUED)



DINETTE TABLE

KEY	PART NUMBER	U/M	DESCRIPTION
1	M02115-09-D09	EA	TABLE DINETTE, W/O EDGE BAND OR HARDWARE
2	064781-06-000	EA	HOLDER-CUP, TWO STEP - OFF WHITE
3	053200-12-000	EA	SUPPORT-TABLE, 23.5" - BEIGE
4	088410-02-000	EA	BRACKET-LIFT, TABLE MOUNTED - OFF WHITE
5	024281-14-000	EA	BRACKET LIFT ROD, LOWER WALL MOUNTED - 22 1/2" - OFF WHITE
6	024275-12-000	EA	ROD-TABLE LIFT, OFF WHITE
7	024283-01-000	EA	CLIP-LEG, 1" X 1.125" OD - BLACK
8	024282-01-000	EA	BRACE-TABLE LEG, HINGED
9	064050-05-000	EA	HINGE-TABLE LEG, OFF WHITE
10	024276-23-000	EA	LEG-TABLE, METAL - OFF WHITE
11	049493-12-000	EA	CATCH LEG, FLOOR MOUNTED - 2.5" X 2.7" - METAL - OFF WHITE
11	049493-11-700	EA	CATCH LEG, FLOOR MOUNTED - 2.5" X 2.7" - METAL - E-COAT

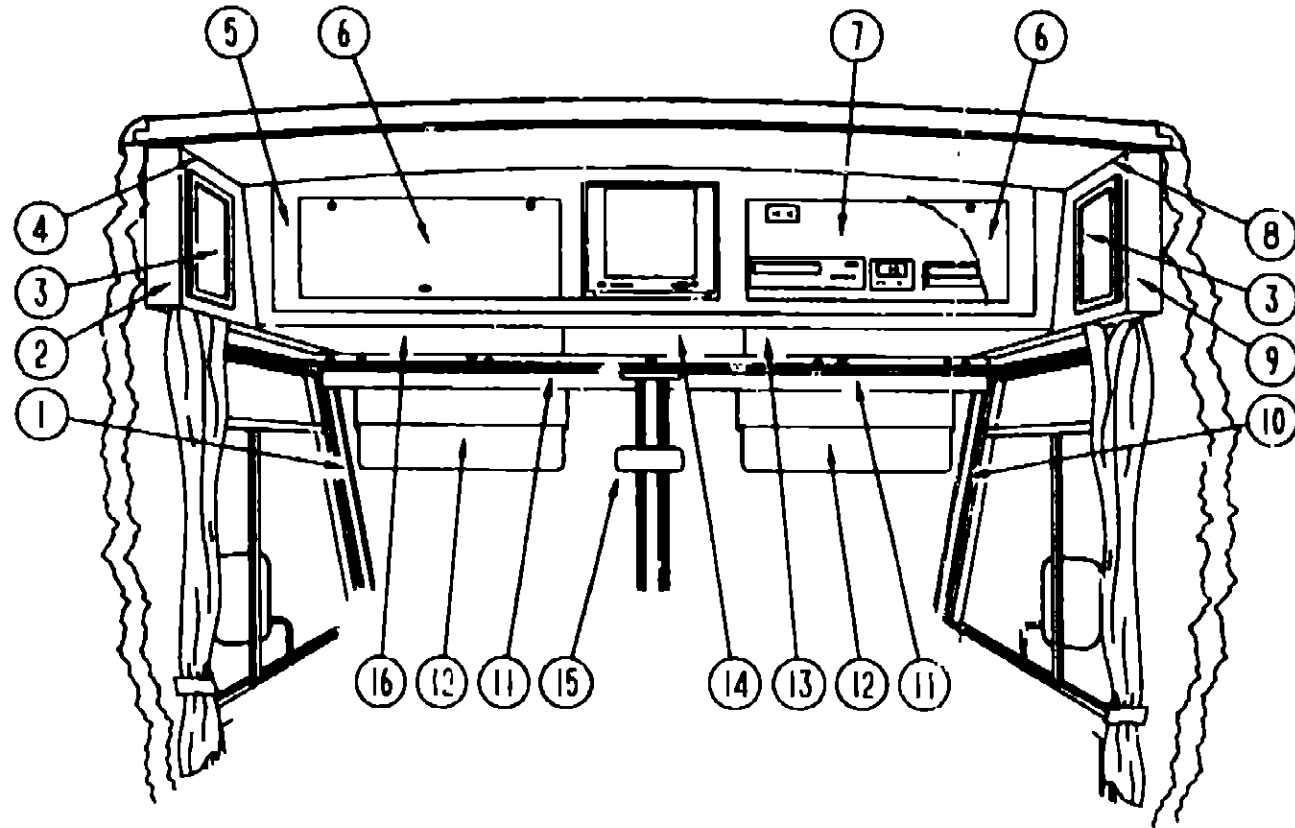
1993 VINNEBAGO TABLE OF CONTENTS

INTRODUCTION	A-01 -	A-02
ABBREVIATIONS		A-03
ALPHABETICAL INDEX	A-04 -	A-06
WCF23RC	A-07 -	E-16
WCF31RQ	E-17 -	J-18

1993 WCF23RC INDEX

FLOOR PLAN	A-07 -	A-08
ACCESSORIES		A-09
AUDIO VIDEO	A-10 -	A-12
BATH	A-13 -	A-14
BEDROOM	A-15 -	A-16
CHASSIS	A-17 -	B-03
CURTAIN & CUSHION	B-04 -	B-12
DINETTE	B-13 -	B-14
DRIVER'S COMPARTMENT	B-15 -	B-19
ELECTRICAL	B-20 -	C-02
EXTERIOR BODY	C-03 -	C-10
GALLEY	C-11 -	C-15
GENERATOR	C-16 -	C-17
HEATING & A/C	C-18 -	C-22
INTERIOR FINISH	C-23 -	D-02
LABELS	D-03 -	D-11
LP		D-12
SEALANTS & FASTENERS	D-13 -	D-16
WATER & SEWAGE	D-17 -	D-22
WINDOW, VENT AND		
EXTERIOR DOOR	D-23 -	E-14
WINDSHIELDWIPER	E-15 -	E-16

DRIVERS COMPARTMENT GROUP
DRIVERS COMPARTMENT - UPPER



KEY	PART NUMBER	U/M	DESCRIPTION
6	100708-06-000	EA	DOOR-GLASS, TV CABINET - W/O HARDWARE - 9 68" X 28 42"
	100710-01-01A	EA	LOCK-TWIST TYPE
	100711-01 01A	EA	HINGE-DOOR, GLASS
	100707-01-000	EA	SPACER
	101272-01-000	EA	CATCH-GLASS DOOR
	101765-01-000	EA	PIN-SUPPORT, GLASS DOOR
7	103040-01-C05	EA	PANEL-HEADLINER FRONT OVERHEAD - PADDED - STANDARD
7	103040-02-C05	EA	PANEL-HEADLINER FRONT OVERHEAD - PADDED - TV OPTION
7	103040-03-C05	EA	PANEL-HEADLINER FRONT OVERHEAD - PADDED - TV/VCR/EUROPEAN OPTIONS
7	103040-04-C05	EA	PANEL-HEADLINER FRONT OVERHEAD - PADDED - TV/VCR/INVERTER OPTION
7	103040-05-C05	EA	PANEL-HEADLINER FRONT OVERHEAD - PADDED - TV/INVERTER OPTION
8	M05159-21-D09	EA	CABINET-FRONT OVERHEAD W/O DOOR, PASSENGERS SIDE FROM 00-00-00 THRU 08-16-92
8	M05159-21-D10	EA	CABINET-FRONT OVERHEAD W/O DOOR, PASSENGERS SIDE FROM 00-00-00 THRU 08-16-92
8	M05159-21-D11	EA	CABINET-FRONT OVERHEAD W/O DOOR, PASSENGERS SIDE FROM 00-00-00 THRU 08-16-92
8	M05159-40-D09	EA	CABINET-FRONT OVERHEAD W/O DOOR, PASSENGERS SIDE FROM 00-00-00 THRU 08-16-92
8	M05159-40-D10	EA	CABINET-FRONT OVERHEAD W/O DOOR, PASSENGERS SIDE FROM 08-17-92 THRU 99-99-99
8	M05159-40-D11	EA	CABINET-FRONT OVERHEAD W/O DOOR, PASSENGERS SIDE FROM 08-17-92 THRU 99-99-99
9	104353-01-C05	EA	CAP-END, FRONT OVERHEAD, PASSENGERS SIDE FROM 00-00-00 THRU 08-16-92
9	103128-08-D12	EA	CAP-END, FRONT OVERHEAD, PASSENGERS SIDE FROM 08-17-92 THRU 99-99-99
	P04307-01-C05	EA	BOTTOM-VINYL COVERED, FRONT OVERHEAD - PASSENGERS SIDE FROM 00-00-00 THRU 08-16-92
	P09561-01-D09	EA	BOTTOM-VINYL COVERED, FRONT OVERHEAD - PASSENGERS SIDE FROM 08-17-92 THRU 99-99-99
	104289-01-C05	EA	PAD-VINYL COVERED, 30 3" X 9 6" - ANGLED - DRIVERS SIDE
10	100931-01-01A	EA	COVER INNER, A-PILLAR - PASSENGERS
11	078811-05-C07	EA	PANEL-HEADER W/RECEPTACLE CUTOUTS - 90 2" LONG - VINYL COVERED
12	082286-10-D12	EA	SUNVISOR-DRIVER OR PASSENGER - W/O POCKET
	102377-01-000	EA	BRACKET-SUNVISOR, 1 PIECE - STEEL
	007211-01-000	EA	HINGE-SUNVISOR
	074012 01-000	EA	CLIP-SUNVISOR, SQUARE PINCH-ON
13	P03077-02-C05	EA	SHELF-CABINET, PASSENGERS SIDE - VINYL COVERED
14	P04415-01-C05	EA	SHELF-TV CABINET, VINYL COVERED
	100628 02 000	EA	SHELF ASM-TV, STEEL
	101150 01-000	EA	SUPPORT-SHELF, TV - PASSENGER SIDE - STEEL
	101150 02-000	EA	SUPPORT-SHELF, TV - DRIVER SIDE - STEEL
	104417 01 C05	EA	CABINET-BLANKET (STANDARD CABINET)
15	040714 01-000	EA	MIRROR-REAR VIEW, W/ARM MOUNT & SET SCREW - GM# 911722
	040714-01-700	EA	MIRROR INSIDE REAR VIEW KIT
16	P03077 01-C05	EA	SHELF CABINET, DRIVERS SIDE - VINYL COVERED

**1993 WINNEBAGO
TABLE OF CONTENTS**

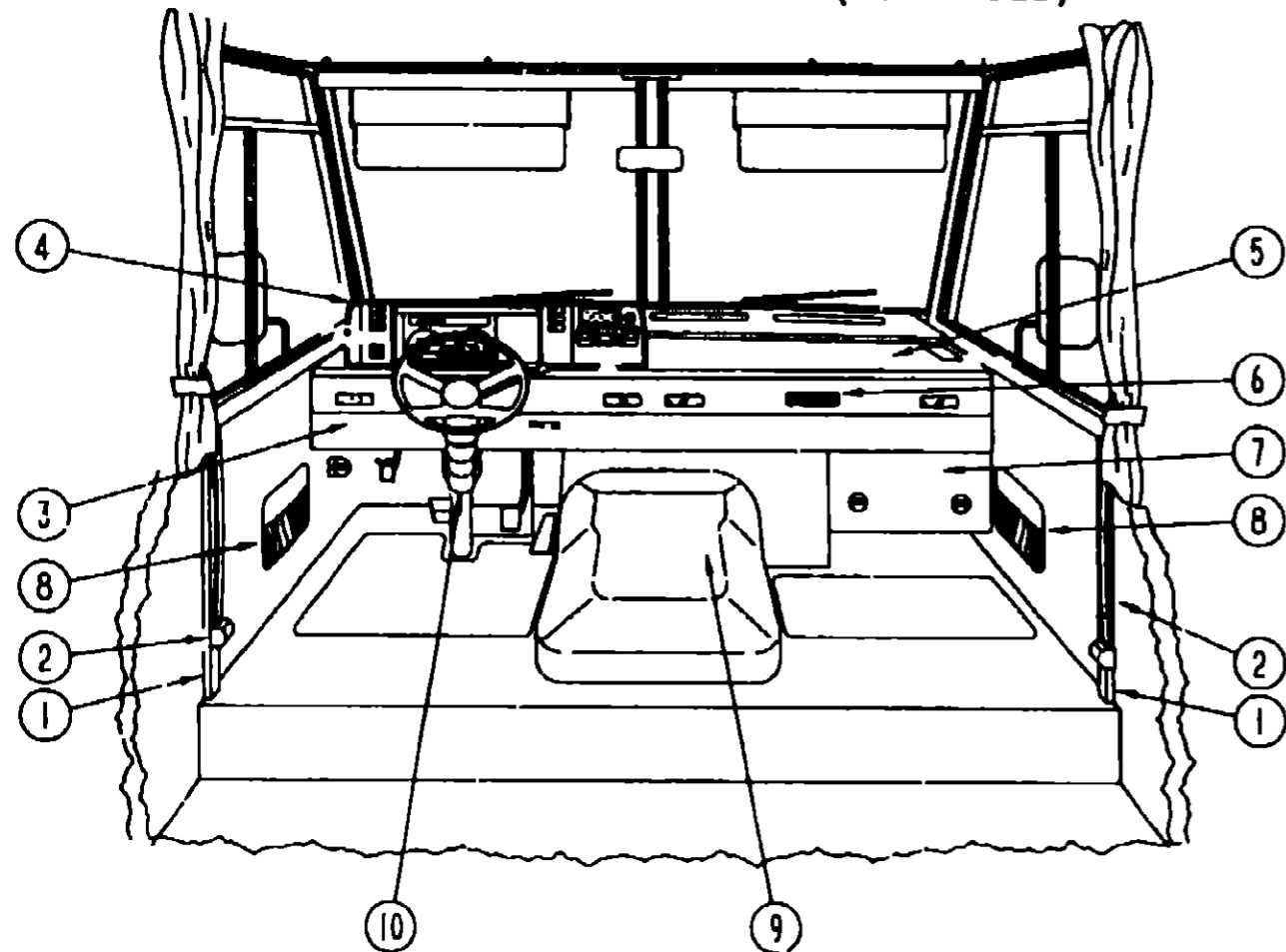
INTRODUCTION	A-01 -	A-02
ABBREVIATIONS		A-03
ALPHABETICAL INDEX	A-04 -	A-06
WCF23RC	A-07 -	E-16
WCF31RQ	E-17 -	J-18

1993 WCF23RC INDEX

FLOOR PLAN	A-07 -	A-08
ACCESSORIES		A-09
AUDIO VIDEO	A-10 -	A-12
BATH	A-13 -	A-14
BEDROOM	A-15 -	A-16
CHASSIS	A-17 -	B-03
CURTAIN & CUSHION	B-04 -	B-12
DINETTE	B-13 -	B-14
DRIVERS COMPARTMENT	B-15 -	B-19
ELECTRICAL	B-20 -	C-02
EXTERIOR BODY	C-03 -	C-10
GALLEY	C-11 -	C-15
GENERATOR	C-16 -	C-17
HEATING & A/C	C-18 -	C-22
INTERIOR FINISH	C-23 -	D-02
LABELS	D-03 -	D-11
LP		D-12
SEALANTS & FASTENERS	D-13 -	D-16
WATER & SEWAGE	D-17 -	D-22
WINDOW, VENT AND		
EXTERIOR DOOR	D-23 -	E-14
WINDSHIELD/WIPER	E-15 -	E-16

KEY	PART NUMBER	U/M	DESCRIPTION
1	100931 02 01A	EA	COVER-INNER, A-PILLAR - DRIVERS
2	104353-02-C05	EA	CAP-END, FRONT OVERHEAD, DRIVERS SIDE FROM 00-00-00 THRU 08-16-92
2	103128 09 D12	EA	CAP-END, FRONT OVERHEAD, DRIVERS SIDE FROM 08-17-92 THRU 99-99-99
3	P04746-06-D09	EA	DOOR-CABINET, W/O HARDWARE - 255 MM X 485 MM
4	M05159 22-D09	EA	CABINET FRONT OVERHEAD W/O DOOR, DRIVERS SIDE FROM 00-00-00 THRU 08-16-92
4	M05159-22-D10	EA	CABINET-FRONT OVERHEAD W/O DOOR, DRIVERS SIDE FROM 00-00-00 THRU 08-16-92
4	M05159-22-D11	EA	CABINET-FRONT OVERHEAD W/O DOOR, DRIVERS SIDE FROM 00-00-00 THRU 08-16-92
4	M05159-41-D09	EA	CABINET FRONT OVERHEAD W/O DOOR, DRIVERS SIDE FROM 08-17-92 THRU 99-99-99
4	M05159-41-D10	EA	CABINET-FRONT OVERHEAD W/O DOOR, DRIVERS SIDE FROM 08-17-92 THRU 99-99-99
4	M05159 41-D11	EA	CABINET-FRONT OVERHEAD W/O DOOR, DRIVERS SIDE FROM 08-17-92 THRU 99-99-99
	P04307-02-C05	EA	BOTTOM-VINYL COVERED, FRONT OVERHEAD - DRIVERS SIDE FROM 00-00-00 THRU 08-16-92
	P09561-02-D09	EA	BOTTOM-VINYL COVERED, FRONT OVERHEAD - DRIVERS SIDE FROM 08-17-92 THRU 99-99-99
	104289-02-C05	EA	PAD VINYL COVERED, 30 3" X 9 6" - ANGLED - DRIVERS SIDE
5	104238-01-C05	EA	FACE: TV CABINET W/O DOORS, FRONT OVERHEAD FROM 00-00-00 THRU 07-16-92
5	M05893-01-C05	EA	FACE-TV CABINET W/O DOORS, FRONT OVERHEAD FROM 07-17-92 THRU 99-99-99
	105699-01-01A	EA	BRACKET-L-ANGLE, TV CABINET FACE - 5 1" LONG - OFF WHITE STEEL
	108911 01 D12	EA	TRIM-TV, 15 3" X 13 8" - WOOD
	100676 02 000	EA	STAND-VCR, STEEL

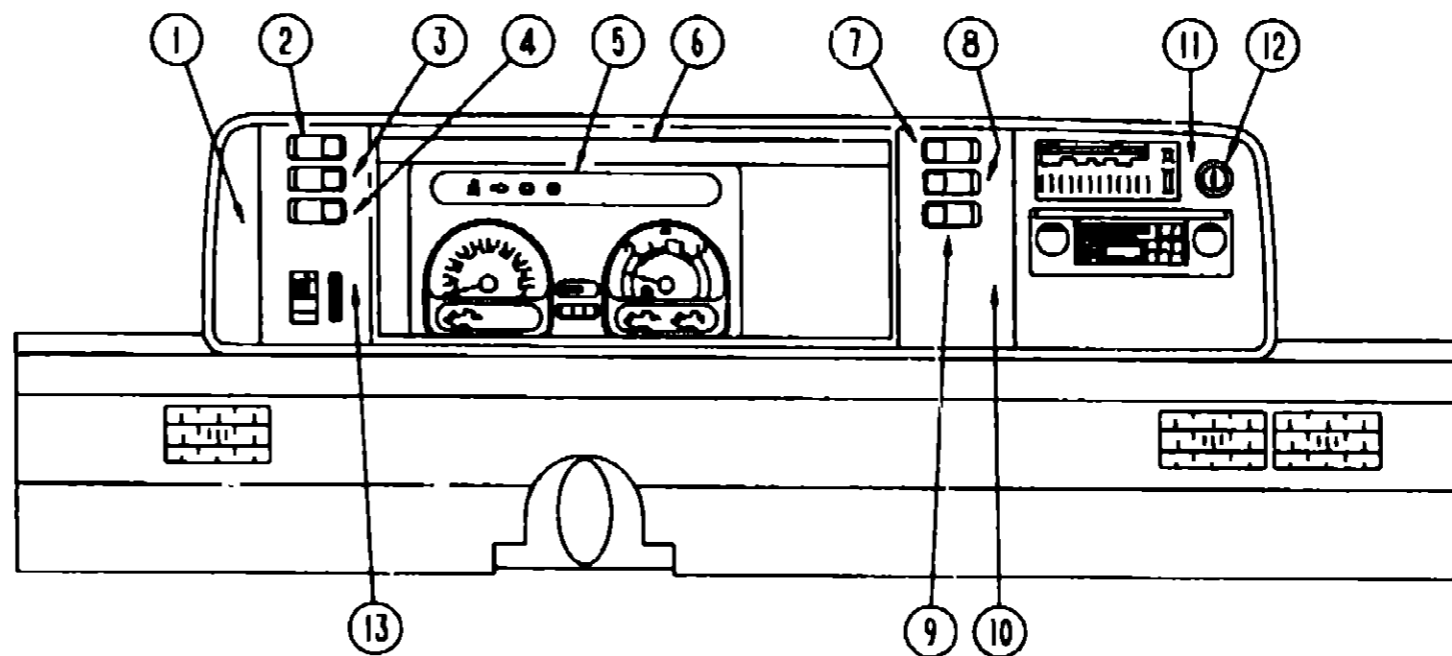
DRIVERS COMPARTMENT GROUP (CONTINUED)



DRIVERS COMPARTMENT - LOWER

KEY	PART NUMBER	U/M DESCRIPTION
1	024700-44-000	EA COVER-SIDEWALL ROLL BAR, OFF WHITE - 53'
1	024700-45-000	EA COVER-SIDEWALL ROLL BAR, OFF WHITE - 12 8"
2	091990-01-01A	EA SEAT BELT-SHOULDER HARNESS - DRIVERS/PASSENGERS - BLACK
	091990-01-700	EA BOLT COVER
	R77006-13-498	EA BOLT-SEAT BELT
	109146-01-000	EA BOLT-SHOULDER, SEAT BELT
	103981-01-01A	EA COVER-BRACKET, SEATBELT - OFF WHITE
	R77030 53 447	EA WASHER-FLAT, 11.3 MM ID X 21 MM OD
		FROM: 00-00-00 THRU: 07-19-92
		FROM: 07-20-92 THRU: 99-99-99
3	103912-01-01A	EA TRIM-DASH, LOWER - OFF WHITE
4	103666-01-01A	EA POD-INSTRUMENT PANEL, OFF WHITE PLASTIC
5	103817-01-C05	EA DASH ASM, W/VINYL
	P03817-01-000	EA DASH ASM, W/O VINYL
	105927-02-000	EA PANEL-DASH TOP, STEEL
6	104280-01-01A	EA DECAL-LOGO "BRAVE" PASSENGERS SIDE DASH
7	095757-03-D09	EA COVER-HEATER W/CARPET (D09)
7	095757-03-C05	EA COVER-HEATER W/CARPET (D10)
7	095757-03-C27	EA COVER-HEATER W/CARPET (D11)
8	086120-04-D09	EA PAD-MAP POCKET, 12" X 16"
8	086120-04-D10	EA PAD-MAP POCKET, 12" X 16"
8	086120-04-D11	EA PAD-MAP POCKET, 12" X 16"
9	097552-01-000	EA COVER-MOTOR, W/O CARPET
	075564-01-000	EA BRACKET-MOUNTING, MOTOR COVER
	092406-01-000	EA TRIM-MOTOR COVER, ALUMINUM
	039623-01-000	FT SEAL-MOTOR COVER, RUBBER BULB TYPE - BLACK
	107854-01-D09	EA TRAY ASM BEVERAGE W/ASHTRAY & DOWELS
	M04032-01-AB1	EA DOWEL-WOOD, STAINED - 1" X 1.75"
	046886-03-000	EA ASHTRAY-CHROME, W/COVER
10	103498-04-000	EA BOOT-STEERING COLUMN, BLACK VINYL
		FROM: 00-00-00 THRU: 09-06-92
10	103498-06-000	EA BOOT-STEERING COLUMN, BLACK VINYL
		FROM: 09-07-92 THRU: 99-99-99

DRIVERS COMPARTMENT GROUP (CONTINUED)



INSTRUMENT CLUSTER (CHEVY)

KEY	PART NUMBER	U/M DESCRIPTION
1	104056-01-01A	EA APPLIQUE-BEZEL
2	108356-02-01A	EA COVER-SWITCH W/DIMPLES, CARLING VVAZC00 BLA
2	108357-05-000	EA SWITCH-ROCKER, SPDT ON/NONE/ON - RADIO POWER - CARLING V4D1000B-0
3	108356-02-01A	EA COVER-SWITCH W/DIMPLES, CARLING VVAZC00 BLA
3	108357-04-000	EA SWITCH-ROCKER, SPDT ON/OFF/MOM - DUAL BATTERY - CARLING V7D1000B-0
4	108356-02-01A	EA COVER-SWITCH W/DIMPLES, CARLING VVAZC00 BLA
4	108357-06-000	EA SWITCH-ROCKER, DPDT MOM/OFF/MOM - CARLING VLD1000B-0
		BATTERY DISCONNECT SWITCH OPTION
4	096241-03-000	EA SWITCH-BLANK
5	094796-05-000	EA CLUSTER-INSTRUMENT PANEL, KILOMETERS - GAS - GM #16156355
5	094796-08-000	EA CLUSTER-INSTRUMENT PANEL, KILOMETERS - DIESEL - GM#16161325
6	103662-01-01A	EA BEZEL-INSTRUMENT PANEL
7	108356-04-01A	EA COVER-SWITCH W/DIMPLES & LENS, CARLING VVAGC00
		FROM: 12-14-92 THRU: 99-99-99
7	108357-10-000	EA SWITCH-ROCKER, SPDT MOM/OFF/MOM - LIGHTED - CARLING V8D1160B-0
		GENERATOR OPTION
		FROM: 12-14-92 THRU: 99-99-99
7	096241-03-000	EA SWITCH-BLANK
8	108356-02-01A	EA COVER-SWITCH W/DIMPLES, CARLING VVAZC00 BLA
8	108357-03-000	EA SWITCH-ROCKER, SPDT ON/OFF/ON - CARLING V6D1000B-0
		REAR HEATER OPTION
8	096241-03-000	EA SWITCH-BLANK
9	096241-03-000	EA SWITCH-BLANK
10	104056-04-01A	EA APPLIQUE-BEZEL, W/O REAR AUTO HEATER
		FROM: 00-00-00 THRU: 12-13-92
10	104056-05-01A	EA APPLIQUE-BEZEL, W/REAR AUTO HEATER
		FROM: 00-00-00 THRU: 12-13-92
10	104056-21-01A	EA APPLIQUE-BEZEL
		FROM: 12-14-92 THRU: 99-99-99
11	104056-06-01A	EA APPLIQUE-BEZEL
12	089294-01-000	EA LIGHTER ASM-CIGARETTE - CASCO C213275
13	104056-02-01A	EA APPLIQUE-BEZEL
	100138-01-000	EA MODULE-DAYTIME RUNNING LIGHT
	077031-01-000	EA FILM-BLACK, 1" X 1.75"
	077031-02-000	EA FILM-AMBER, 1" X 1.75"
	077031-03-000	EA FILM-WHITE, 75" X 1"
	103603-01-000	EA BULB - 12V NO 74 0.12A WEDGE
	105615-01-000	FT FILM-PROTECTIVE CLEAR
	077539-01-000	EA BRACKET-MOUNTING, DASH PANEL - L/SHAPED - 2.5" X 1" X 1.5"

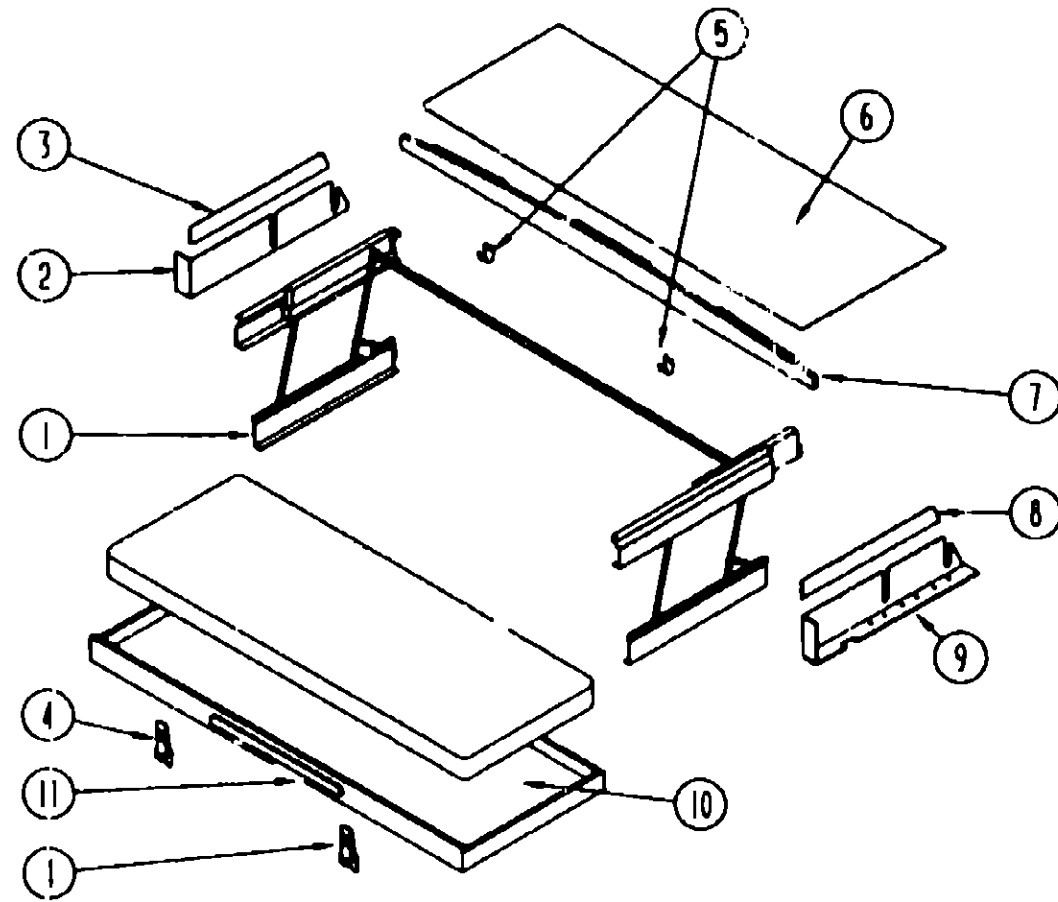
**1993 WINNEBAGO
TABLE OF CONTENTS**

INTRODUCTION	A-01 - A-02
ABBREVIATIONS	A-03
ALPHABETICAL INDEX	A-04 - A-06
WCF23RC	A-07 - E-16
WCF31RQ	E-17 - J-18

1993 WCF23RC INDEX

FLOOR PLAN	A-07 - A-08
ACCESSORIES	A-09
AUDIO VIDEO	A-10 - A-12
BATH	A-13 - A-14
BEDROOM	A-15 - A-16
CHASSIS	A-17 - B-03
CURTAIN & CUSHION	B-04 - B-12
DINETTE	B-13 - B-14
DRIVERS COMPARTMENT	B-15 - B-19
ELECTRICAL	B-20 - C-02
EXTERIOR BODY	C-03 - C-10
GALLEY	C-11 - C-15
GENERATOR	C-16 - C-17
HEATING & A/C	C-18 - C-22
INTERIOR FINISH	C-23 - D-02
LABELS	D-03 - D-11
LP	D-12
SEALANTS & FASTENERS	D-13 - D-16
WATER & SEWAGE	D-17 - D-22
WINDOW, VENT AND EXTERIOR DOOR	D-23 - E-14
WINDSHIELD/WIPER	E-15 - E-16

DRIVERS COMPARTMENT GROUP (CONTINUED)



FRONT BUNK-SINGLE

KEY	PART NUMBER	U/M DESCRIPTION
1	076760-02-000	EA BUNK HARDWARE (COMPLETE)
	076760-02-700	EA SPRING-GAS-BUNK HARDWARE
2	101499-06-C05	EA PANEL ASM.- BOTTOM DRIVERS - PADDED - USED W/BUNK
3	101497-08-C05	EA PANEL ASM.- UPPER DRIVERS - PADDED - USED W/BUNK
4	042541-04-C00	EA LATCH-W/O STRIKE, BRASS
5	042541-05-C00	EA STRIKE-BRASS
6	103040-06-C05	EA PANEL-HEADLINER FRONT OVERHEAD - PADDED USED W/BUNK
7	P03199-01-C05	EA DOOR ASM-TRIM, BUNK - CEILING MOUNTED
8	101497-07-C05	EA PANEL ASM - UPPER PASSENGERS - PADDED - USED W/BUNK
9	101499-05-C05	EA PANEL ASM - BOTTOM PASSENGERS - PADDED - USED W/BUNK
10	081717-03-C05	EA BED ASM BUNK, FRONT
11	094658-01-Y12	EA HANDLE-BUNK, OAK

**ELECTRICAL GROUP
ELECTRICAL COMPONENTS**

KEY	PART NUMBER	U/M DESCRIPTION
	007093-01-000	EA FLASHER-SIGNAL, STAT
	008188-01-000	EA SOLENOID - 3 POST, BATTERY CHANGE OVER
	008288-01-000	EA BOX-PLASTIC ELECTRIC, 3" X 3 1/2"
		FROM 00-00-00 THRU 03-16-93
	008288-02-000	EA BOX-ELECTRIC, PLASTIC - 3 9/4" X 3 13" X 1 81"
		FROM 00-00-00 THRU 10-04-92
	091910-02-000	EA BOX-ELECTRIC, PLASTIC - 57 X 88MM
		FROM 10-05-92 THRU 99-99-99
	008289-01-000	EA BOX-ELECTRIC, STEEL - 1/2" AND 3/4" KNOCKOUTS - 4" X 4"
	008289-02-000	EA BOX-ELECTRICAL, 4" X 4" - 1/2" & 3/4" KNOCKOUTS - CANADIAN
	008294-01-000	EA COVER-ELECTRICAL BOX, BLANK/STEEL - 4" X 4" - GRAY
	008294-02-000	EA COVER-ELECTRICAL BOX, BLANK STEEL - 4" X 4" - CANADIAN
	054250-01-000	EA COVER-ANGLED, W/O HOLE - 3 6" X 4 5" - PLASTIC - BEIGE
		ELECTRICAL PLATE SUPPORT
	054250-04-000	EA COVER-ANGLED, W/O HOLE - 3 6" X 4 5" - PLASTIC - OFF WHITE
		ELECTRICAL PLATE SUPPORT
	058049-01-000	EA BOX-ELECTRIC SWITCH, 2" X 3" X 2 25"
	067789-02-000	EA SOCKET-LAMP
	069238-01-000	EA COVER-ELECTRICAL BOX, W/HOLE - 4" X 4" - GRAY
		USED WITH 30 AMP RECEPTACLE
	073328-B4-000	EA CABLE ASSEMBLY-BATTERY, W/TERMINALS
	073626-04-000	EA COVER-ELECTRIC, 10 4" X 7 8" - BEIGE PLASTIC
	075723-01-000	EA SPACER-SWITCH, W/O HOLE - 2" X 9" X 2" - METAL - OFF WHITE
	075736-02-000	EA COVER-EXTERIOR RECEPTACLE, OFF WHITE
	077479-02-000	EA BOOT-BATTERY TERMINAL, SINGLE CABLE
	079364-01-000	EA SWITCH-ON/OFF ROCKER, 2 PRONGS - BROWN
	079364-03-000	EA SWITCH-ON/OFF ROCKER, 3 PRONGS - BROWN
	084077-02-000	EA PLATE-COVER, RECEPTACLE - GFI - BROWN
		FROM 00-00-00 THRU 03-07-93
	086233-01-000	EA STUD-ISOLATED, 3/8" X 7/8" LONG
	086273-01-000	EA RELAY-BATTERY DISCONNECT
	087949-01-000	EA BUSS BAR - 2 POSITION, 6" X 1 5" - ALUMINUM
	087949-02-000	EA BUSS BAR - 3 POSITION
	088476-01-000	EA SOCKET-CONNECTOR, BRASS - PRE-TIN
	088476-02-000	EA SOCKET-CONNECTOR, 12-10 GA - PHOSPHATE BRONZE - PRE-TIN
	088751-01-000	EA CABLE-BATTERY, 1/0 AWG, STRANDED, RED
	091910-01-000	EA BOX ELECTRIC, 3.75" X 3 5" X 1.75" - PLASTIC
	091927-01-000	EA COVER-RECEPTACLE, DOUBLE - IVORY
	092492-06-000	EA SEAL-ELECTRICAL BOX ALFA III (195X267)
	094831-01-724	EA O-RING - #4, MOTIVAIR/SCS ZGG14561
	094831-08-000	EA WIRE ASSEMBLY-AC COMPRESSOR ADAPTER - SCS 036-0054
	095188-01-01A	EA SPACER-SWITCH, 2.3" X 3 4" - PLASTIC - DARK BROWN
	095188-02-01A	EA SPACER-SWITCH, 2 3" X 4 1" - PLASTIC - DARK BROWN
	096241-03-000	EA SWITCH BLANK
	096241-07-000	EA SWITCH-ROCKER, DPDT - ON/ON - BLACK
	097618-01-000	EA WIRE ASM-MONITOR PANEL, W/4 WIRES & BLACK RESISTOR - LVS
	097734-01-02A	EA EXTENSION-RECEPTACLE, 3 2" X 5" X .7" - PLASTIC - BROWN
		FROM 00-00-00 THRU 03-07-93
	098351-01-01A	EA PLATE-SWITCH, 1 GANG - POLISHED BRASS
	098351-02-01A	EA PLATE-SWITCH, 2 GANG - POLISHED BRASS
	098351-05-01A	EA PLATE-SWITCH, 3 GANG - POLISHED BRASS
	098351-06-01A	EA PLATE-SWITCH, 2 GANG W/LABEL - JENSEN - POLISHED BRASS
	102568-01-B10	EA SPACER-RECEPTACLE, BETWEEN SIDEWALL & PLATE - WOOD
	102636-01-000	EA WIRE ASM-CLEARANCE LAMPS
	103873-01-000	EA SEAL-ELECTRICAL BOX/BULKHEAD - ALFA III(215X215)
	103987-01-000	EA SEAL-SOLENOID ACCESS
	103991-01-000	EA WIRE ASM CIRCUIT BREAKER, POWER
	108356-01-01A	EA ACTUATOR-SWITCH GROOVES III - CARLING VVCZC00 BLACK
	103756-01-000	EA DOOR-ELECTRICAL BOX
	P03751-01-000	EA PLATE-ELECTRICAL ACCESS
		FROM 11-02-92 THRU 99-99-99

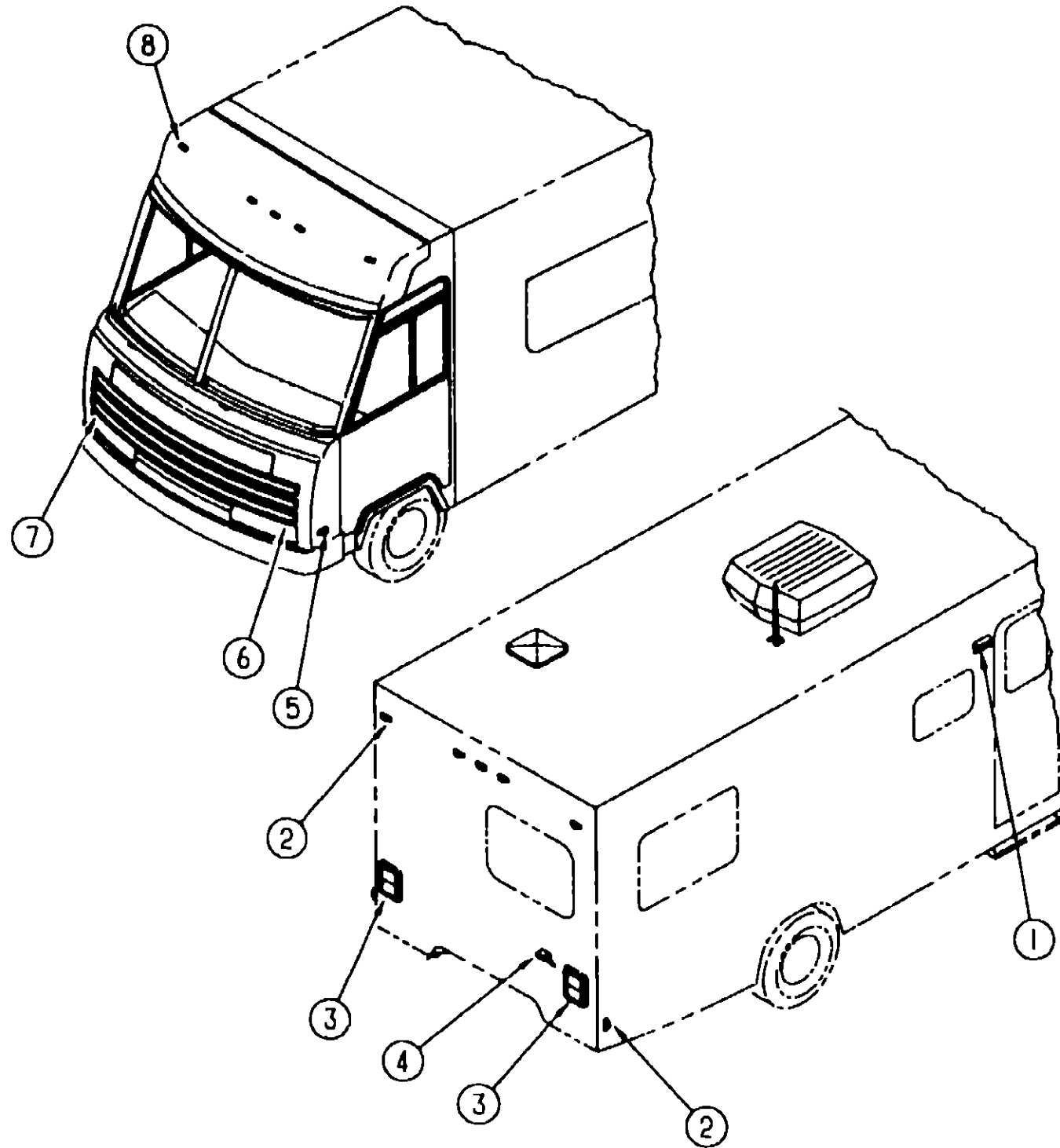
**1993 WINNEBAGO
TABLE OF CONTENTS**

INTRODUCTION	A-01 -	A-02
ABBREVIATIONS		A-03
ALPHABETICAL INDEX	A-04 -	A-06
WCF23RC	A-07 -	E-16
WCF31RQ	E-17 -	J-18

1993 WCF23RC INDEX

FLOOR PLAN	A-07 -	A-08
ACCESSORIES		A-09
AUDIO VIDEO	A-10 -	A-12
BATH	A-13 -	A-14
BEDROOM	A-15 -	A-16
CHASSIS	A-17 -	B-03
CURTAIN & CUSHION	B-04 -	B-12
DINETTE	B-13 -	B-14
DRIVERS COMPARTMENT	B-15 -	B-19
ELECTRICAL	B-20 -	C-02
EXTERIOR BODY	C-03 -	C-10
GALLEY	C-11 -	C-15
GENERATOR	C-15 -	C-17
HEATING & A/C	C-18 -	C-22
INTERIOR FINISH	C-23 -	D-02
LABELS	D-03 -	D-11
LP		D-12
SEALANTS & FASTENERS	D-13 -	D-16
WATER & SEWAGE	D-17 -	D-22
WINDOW, VENT AND		
EXTERIOR DOOR	D-23 -	E-14
WINDSHIELD/WIPER	E-15 -	E-16

ELECTRICAL GROUP (CONTINUED)
EXTERIOR LIGHTS



KEY	PART NUMBER	U/M DESCRIPTION
1	097917-01-01A	EA LIGHT-PORCH, ENTRY DOOR - OFF WHITE
	008215-01-000	EA BULB - 12V, #1003 - 94 AMP
	097917-01-700	EA LENS-LIGHT, PORCH
2	062648-01-000	EA LIGHT-CLEARANCE, RED - BARGMAN 30-99-001
	037934-01-000	EA TAILLIGHT-DOUBLE, W/BLACK TRIM - DRIVER OR PASSENGER SIDE
3	037934-01-000	EA BULB - 12V, #1156 - 2 1 AMP - CLEAR GLASS
	0J7935-01-000	EA BULB - 12V, #1157 OR #2057 - 2 1 AMP - CLEAR GLASS
4	081638-01-700	EA LENS-TAILLIGHT, RED - BARGMAN 30-84-010
	081638-01-701	EA LENS-TAILLIGHT, W/BACKUP - BARGMAN 30-84-700
5	103355-01-01A	EA POD-TAILLIGHT, OFF WHITE
	066432-02-000	EA LIGHT-LICENSE, BLACK
6	066432-03-000	EA BRACKET-LICENSE PLATE - BARGMAN 30-60-030
	062648-02-000	EA LIGHT-CLEARANCE, AMBER - BARGMAN 30-99-002
7	049186-02-000	EA HEADLAMP CAPSULE-DRIVER, HIGH/LOW BEAM - RECTANGULAR - BLACK TRIM
	049188-02-000	EA HEADLAMP CAPSULE-DRIVER, HIGH BEAM - RECTANGULAR - BLACK TRIM
8	049185-02-000	EA HEADLAMP CAPSULE-PASSENGER, HIGH/LOW BEAM - RECTANGULAR - BLK TRIM
	049187-02-000	EA HEADLAMP CAPSULE-PASSENGER, HIGH BEAM - RECTANGULAR - BLACK TRIM
	P03783-01-000	EA WIRE ASM HEADLAMP
	049359-01-000	EA SPRING-RETAINER, HEADLAMP - GM 496096
	073308-01-000	EA SCREW-ADJUSTING, HEADLAMP
	110750-01-000	EA SCREW-ADJUSTING, HEADLAMP FFOM 00-00-00 THRU 01-21-93
	110783-01-01A	EA BRACKET-HEADLAMP, QUAD - PASSENGER - UNPAINTED FFOM 01-22-93 THRU 99-99-99
	110783-02-01A	EA BRACKET-HEADLAMP, QUAD - DRIVER - UNPAINTED
	089292-01-000	EA LIGHT-TURN, DRIVER OR PASSENGER - W/AMBER LENS
	037935-01-000	EA BULB - 12V, #1157 OR #2057 - 2 1 AMP - CLEAR GLASS
	102520-01-000	EA LIGHT-CLEARANCE, W/O SOCKET CONNECTIONS - AMBER
	036196-01-000	EA BULB - 12V, #194 - 27 AMP - BAYONET
	102540-01-000	EA SEAL-SCREW, ROUND - RUBBER
	102541-01-000	EA GASKET-CLEARANCE LIGHT
	102582-01-000	EA BRACKET LIGHT, CLEARANCE - L-SHAPED METAL - 2 2" X 4 7"

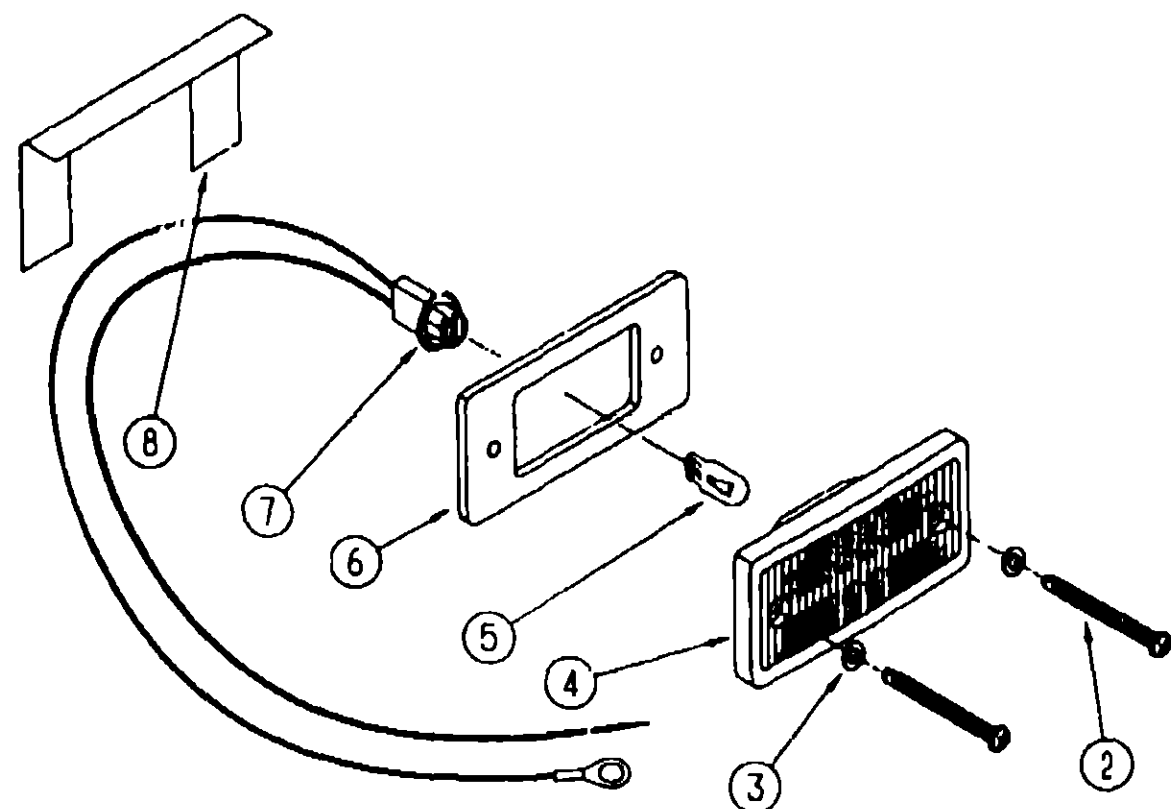
1993 WINNEBAGO
TABLE OF CONTENTS

INTRODUCTION	A-01 -	A-02
ABBREVIATIONS		A-03
ALPHABETICAL INDEX	A-04 -	A-06
WCF23RC	A-07 -	E-16
WCF31RQ	E-17 -	J-18

1993 WCF23RC INDEX

FLOOR PLAN	A-07 -	A-08
ACCESSORIES		A-09
AUDIO VIDEO	A-10 -	A-12
BATH	A-13 -	A-14
BEDROOM	A-15 -	A-16
CHASSIS	A-17 -	B-03
CURTAIN & CUSHION	B-04 -	B-12
DINETTE	B-13 -	B-14
DRIVERS COMPARTMENT	B-15 -	B-19
ELECTRICAL	B-20 -	C-02
EXTERIOR BODY	C-03 -	C-10
GALLEY	C-11 -	C-15
GENERATOR	C-16 -	C-17
HEATING & A/C	C-18 -	C-22
INTERIOR FINISH	C-23 -	D-02
LABELS	D-03 -	D-11
LP		D-12
SEALANTS & FASTENERS	D-13 -	D-16
WATER & SEWAGE	D-17 -	D-22
WINDOW, VENT AND		
EXTERIOR DOOR	D-23 -	E-14
WINDSHIELDWIPER	E-15 -	E-16

ELECTRICAL GROUP (CONTINUED)



EXTERIOR CLEARANCE LIGHTS

KEY	PART NUMBER	U/M DESCRIPTION
2	000G39-08-24B	EA SCREW, SELF DRIVING
3	102540-01-000	EA SEAL-SCREW, ROUND - RUBBER
4	102520-01-000	EA LIGHT-CLEARANCE, W/O SOCKET CONNECTIONS - AMBER
5	036196-01-000	EA BULB - #1194 - CLEARANCE LIGHT
6	102541-01-000	EA GASKET CLEARANCE LIGHT
7	067789-02-000	EA SOCKET ASM -CAB MARKER
8	102582-01-000	EA BRACKET-LIGHT, CLEARANCE - L-SHAPED METAL - 2 2" X 4 7"

ELECTRICAL GROUP (CONTINUED)

INTERIOR LIGHTS

KEY	PART NUMBER	U/M DESCRIPTION
	061424-01-000	EA LIGHT-AISLE, 12V - RECTANGULAR
	008107-01-000	EA BULB-DASH/AISLE LIGHT, #53 - 12 V - 12 AMP
	065201-09-000	EA SHADE-LAMP, FABRIC - PARCHMENT
	065202-22-000	EA LAMP-WALL, BRASS #L512X0
	065202-23-000	EA LAMP-WALL, BRASS #L504X0 (CANADIAN)
	082169-01-000	EA LIGHT-MAKE-UP, 3 BULB - JENSEN X148-16BR FROM 00-00-00 THRU 12-13-92
	110235-01-01A	EA LIGHT-MAKE-UP, 3 BULB - PANLESS PD200-621 FROM 12-14-92 THRU 99-99-99
	081633-01-700	EA BULB-MAKE UP LIGHT, JENSEN
	096280-01-000	EA LIGHT-SURFACE MOUNT, 12V - JENSEN 1236
	086280-01-700	EA BULB - 12 VOLT, 6 WATT
	098024-01-01A	EA LIGHT-DOME, 1 BULB - US - IVCRY
	008218-01-000	EA BULB-DOME LIGHT, 12V - NUMBER 1141
	098024-01-700	EA LENS-DOME LIGHT
	098024-03-01A	EA LIGHT-DOME, 2 BULB - IVORY
	008218-01-000	EA BULB-DOME LIGHT, 12V - NUMBER 1141
	098024-01-700	EA LENS-DOME LIGHT

CIRCUIT BREAKERS

KEY	PART NUMBER	U/M DESCRIPTION
	083209-01-000	EA CIRCUIT BREAKER - 15 AMP, 120V - BW G-15 - CANADIAN
	083209-02-000	EA CIRCUIT BREAKER - 15/15 AMP, 120V - BW I-15/15
	083209-03-000	EA CIRCUIT BREAKER - 15/20 AMP, 120V - BW O-15/20
	083209-04-000	EA CIRCUIT BREAKER - 30A, 120V - BW L-30
	083209-05-000	EA CIRCUIT BREAKER - 20A, 120V - BW J-20
	083209-06-000	EA CIRCUIT BREAKER - 30/15 AMP, 120V - BW D 30/15
	083209-07-000	EA CIRCUIT BREAKER - 20/20 AMP, 120V - BW K-20/20
	093654-01-000	EA CIRCUIT BREAKER - 6 AMP, HOUSE CONTROL PANEL
	093654-02-000	EA CIRCUIT BREAKER - 15 AMP
	093655-01-000	EA CIRCUIT BREAKER - 25 AMP - 17425 4E03A2A
	093655-02-000	EA CIRCUIT BREAKER - 30 AMP, HOUSE CONTROL PANEL
	093655-03-000	EA CIRCUIT BREAKER - 40 AMP - 17440-4E03A2A
	097611-01-000	EA CIRCUIT BREAKER - 6 AMP, ATC - BLACK
	094810-01-000	EA BREAKER-CIRCUIT, DOUBLE 30 AMP - GE THQL2130
	094811-01-000	EA BREAKER CIRCUIT, DOUBLE 20 AMP - GE THQL2120

CONDUIT

KEY	PART NUMBER	U/M DESCRIPTION
	041953-01-000	FT CONDUIT-CONVOLUTE SLIT, 5" ID
	041953-05-000	FT CONDUIT-CONVOLUTE SOLID, .62" ID
	041953-06-000	FT CONDUIT-CONVOLUTE, SLIT .375" ID
	041953-07-000	FT CONDUIT-CONVOLUTE, SLIT - .25" ID
	041953-09-000	FT CONDUIT-CONVOLUTE, SLIT .50" ID
	041953-10-000	FT CONDUIT-CONVOLUTE, SLIT - .75" ID
	041953-11-000	FT CONDUIT-CONVCLUTE, SLIT- 1.06" ID
	041953-12-000	FT CONDUIT-CONVOLUTE, NON SLIT 1.1" ID

**1993 WINNEBAGO
TABLE OF CONTENTS**

INTRODUCTION	A-01	A-02
ABBREVIATIONS		A-03
ALPHABETICAL INDEX	A-04	A-06
WCF23RC	A-07	E-16
WCF31RQ	E-17	J-18

1993 WCF23RC INDEX

FLOOR PLAN	A-07	A-08
ACCESSORIES		A-09
AUDIO VIDEO	A-10	A-12
BATH	A-13	A-14
BEDROOM	A-15	A-16
CHASSIS	A-17	B-03
CURTAIN & CUSHION	B-04	B-12
DINETTE	B-13	B-14
DRIVERS COMPARTMENT	B-15	B-19
ELECTRICAL	B-20	C-02
EXTERIOR BODY	C-03	C-10
GALLEY	C-11	C-15
GENERATOR	C-16	C-17
HEATING & A/C	C-18	C-22
INTERIOR FINISH	C-23	D-02
LABELS	D-03	D-11
LP		D-12
SEALANTS & FASTENERS	D-13	D-18
WATER & SEWAGE	D-17	D-22
WINDOW, VENT AND EXTERIOR DOOR	D-23	E-14
WINDSHIELD/WIPER	E-15	E-16

ELECTRICAL GROUP (CONTINUED)

CONNECTORS

KEY	PART NUMBER	U/M DESCRIPTION
	008311-01-000	EA CONNECTOR-WIRE NUT, INSULATED - RED
	008312-01-000	EA CONNECTOR-WIRE NUT, INSULATED - BLUE
	008314 01 000	EA CONNECTOR-WIRE NUT, INSULATED - GRAY
	008351-01-000	EA CONNECTOR-CABLE CLAMPING, 3/8"
	008355 01-000	EA CONNECTOR-CABLE CLAMPING, 3/4"
	008356 01-000	EA CONNECTOR-PLASTIC, 3/8" AVG
	008398 01-000	EA CONNECTOR - 1/2" X 90 DEGREE, FLEX CONDUIT - UL AND CSA
	041480 01-000	EA CONNECTOR-STRAIGHT, 1/2" FLEX CONDUIT
	082740 01-000	EA CONNECTOR-PLASTIC BODY, FOR 2 MALE SPADES
	058028 01 000	EA CONNECTOR ELECTRICAL PIGTAIL, NYLON - CLEAR

RECEPTACLES

KEY	PART NUMBER	U/M DESCRIPTION
	024824-02 000	EA RECEPTACLE-POWER CORD, W/PARTIAL PLATE
	080015 02-000	EA RECEPTACLE-FLAG, 185 16/14 GA - AMP 3
	058707-01-000	EA RECEPTACLE-ELECTRIC, SINGLE - BROWN
	058708-01-000	EA RECEPTACLE-ELECTRIC, DOUBLE - BROWN
	058708 02-000	EA RECEPTACLE-ELECTRIC, DOUBLE - IVORY
	084076-02-000	EA RECEPTACLE GFI, 15A - 125V - BROWN
	007940 01-000	EA RECEPTACLE-SLIDE 10 TO 12 AWG - FEMALE END

TERMINALS

KEY	PART NUMBER	U/M DESCRIPTION
	008326 01-000	EA TERMINAL-RING, 16/14 WIRE - 3/8" STUD
	008328-01-000	EA TERMINAL-RING, 12/10 WIRE - #10 STUD FIT
	008331-01-000	EA TERMINAL-RING, TONGUE - #4 WIRE - 3/8" STUD - COPPER
	008348 01 000	EA TERMINAL-RING, 3/8" STUD - #2 WIRE CONNECTS CABLE TO DISCONNECT RELAY AND BATTERY
	035416-04-000	EA TERMINAL-RING #10 STUD FIT, INSULATED BARREL #16/14
	047443-01-000	EA TERMINAL - 250 RECEPTACLE FIT, INSULATED - 16/14 AWG
	047443 02-000	EA TERMINAL - 250 RECEPTACLE FIT, INSULATED - 12/10 AWG
	062036-02-000	EA TERMINAL-PACK-CON, 16/14 AWG
	104100-03 000	EA TERMINAL - 75 AMP 53880-4 LOOSE
	106655-01-000	EA TERMINAL-FUSE BLOCK, 14-16AWG - PACKARD 12020321

FUSE & FUSE HOUSING

KEY	PART NUMBER	U/M DESCRIPTION
	008234-01-000	EA FUSE - 12V, 10 AMP
	062037-01-000	EA HOUSING-AUTO FUSE, NATURAL
	062037-02-000	EA HOUSING-AUTO FUSE, GREEN
	062037-03-000	EA HOUSING-AUTO FUSE, BLACK
	062037-04-000	EA HOUSING-AUTO FUSE, BLUE
	062037-05-000	EA HOUSING-AUTO FUSE, GRAY
	062037-06-000	EA HOUSING-AUTO FUSE, BROWN
	063910-01-000	EA HOUSING-RELAY, BOSCH 3 334 485 008
	100341-01-000	EA FUSE HOLDER-IN LINE TYPE, WESCO 8931 92020
	062901-02-000	EA FUSE - 5 AMPS, AUTOMOTIVE
	062901-05-000	EA FUSE - 15 AMPS, AUTOMOTIVE
	008235 01-000	EA FUSE-AUTOMOTIVE, 12V - 15AMP

ELECTRICAL GROUP (CONTINUED)

HOUSINGS, PINS & SOCKETS

KEY	PART NUMBER	U/M DESCRIPTION
	088473-01-000	EA PIN HOUSING, 4 ROWS OF 3
	088473 02 000	EA HOUSING-PIN, 15 POSITION
	088473-03 000	EA HOUSING-PIN, 9 POSITION
	088473 05 000	EA PIN HOUSING, 8 POSITION (SINGLE ROW)
	088473 06 000	EA PIN-HOUSING, 8 POSITION (TWO ROWS OF THREE)
	088473-09 000	EA PIN-HOUSING, 3 POSITION (SINGLE ROW)
	088473-10 000	EA PIN-HOUSING, 2 POSITION
	088474-01-000	EA HOUSING-SOCKET, 12 POSITIONS
	088474-02-000	EA HOUSING-SOCKET, 15 POSITION (3 ROWS OF 5)
	088474-03 000	EA HOUSING-SOCKET, 9 POSITION
	088474-06 000	EA SOCKET-HOUSING, 6 POSITION (2 ROWS OF THREE)
	088474-07-000	EA HOUSING SOCKET, 5 CAVITY - AMP 1-480764 0
	088474 08 000	EA SOCKET-HOUSING, 4 POSITION (SINGLE ROW)
	088476-01-000	EA SOCKET-CONNECTOR BRASS - PRE-TIN
	088476-02-000	EA SOCKET-CONNECTOR, 12-10 GA - PHOS BRZ - PRE TIN
	088474-09-000	EA HOUSING-SOCKET, 3 POSITION
	088474-10 000	EA HOUSING-SOCKET, 2 POSITION
	088475-01-000	EA PIN CONNECTOR, 14 TO 20 AWG
	088475-02 000	EA PIN CONNECTOR, 10 TO 12 AWG
	104100-01-000	EA HOUSING - 1 POSITION, 75 AMP AMP 53884 1
	101571-01-000	EA HOUSING - 2 POSITION, MALE
	106006-01-000	EA HOUSING - 1 POSITION, FEMALE - PACKARD 12015952
	007940-01-000	EA TAB HOUSING, 1 POSITION
	103608-01-000	EA SOCKET-WEDGE BASE W/LEADS
	108355 01-000	EA HOUSING SWITCH
	108669-01-000	EA HOUSING-AUTOFUSE HOLDER
	110178-01-000	EA HOUSING-WIPER MOTOR

POWER CORDS

KEY	PART NUMBER	U/M DESCRIPTION
	008052 01 000	EA CORD POWER, 10/3 - 30 AMP - 25' - CANADIAN
	008054 01-000	EA CORD-POWER, 10/3 - 30 AMP - 25'

CONVERTERS, LOAD CENTER & INVERTER

KEY	PART NUMBER	U/M DESCRIPTION
	067762 02-000	EA CONVERTER - 40 AMP, W/CHARGER - TRIAD TU 840-2 FROM 00-00-00 THRU 08-09 92
	083208-01-000	EA CONVERTER-POWER, 32A - 120V/12V - BW 6332
	083208-02-000	EA CONVERTER-POWER, 45A - 120V/12V - BW 6345
	094809-01-000	EA CENTER-LOAD, 240V - 125A TPL412CT
	099048 01-000	EA INVERTER - 100 WATT

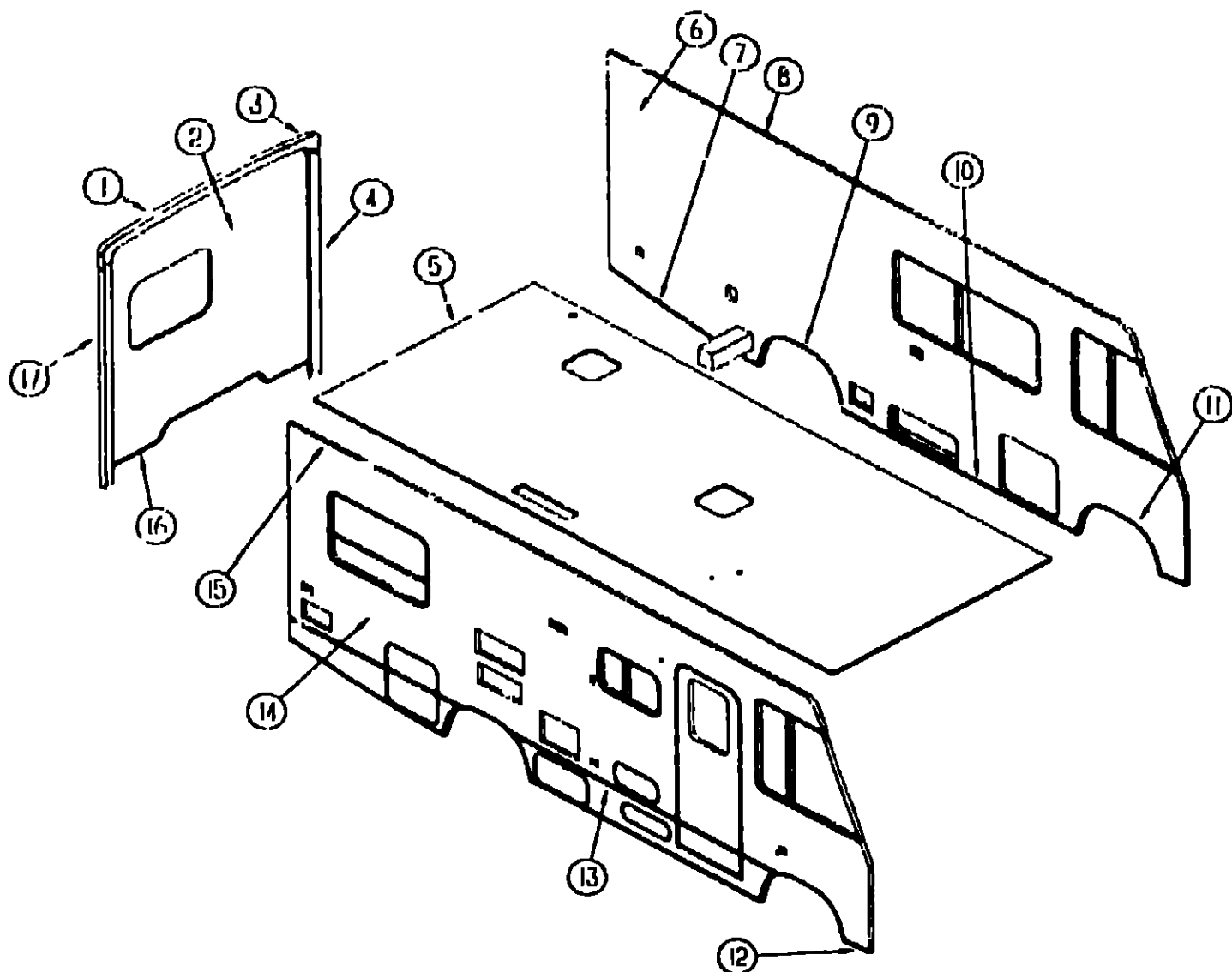
**1993 WINNEBAGO
TABLE OF CONTENTS**

INTRODUCTION	A 01 -	A-02
ABBREVIATIONS		A 03
ALPHABETICAL INDEX	A 04 -	A 06
WCF23RC	A 07 -	E-16
WCF31RC	E-17 -	J 18

1993 WCF23RC INDEX

FLOOR PLAN	A-07	A 08
ACCESSORIES		A-09
AUDIO VIDEO	A-10	A-12
BATH	A-13	A-14
BEDROOM	A-15	A-16
CHASSIS	A-17	B 03
CURTAIN & CUSHION	B-04	B-12
DINETTE	B-13	B 14
DRIVERS COMPARTMENT	B 15	B-19
ELECTRICAL	B-20	C-02
EXTERIOR BODY	C-03	C-10
GALLEY	C-11	C 15
GENERATOR	C-16	C-17
HEATING & A/C	C-18	C-22
INTERIOR FINISH	C-23	D-02
LABELS	D-03	D-11
LP		D-12
SEALANTS & FASTENERS	D 13	D-16
WATER & SEWAGE	D-17	D-22
WINDOW, VENT AND		
EXTERIOR DOOR	D-23	E-14
WINDSHIELD/WIPER	E-15	E-16

EXTERIOR BODY GROUP



EXTERIOR BODY PANELS AND TRIM

KEY	PART NUMBER	U/M DESCRIPTION
1	103599-01-01A	EA TRIM BACKWALL, TOP - RIGHT
2	P03133-01-C05	EA BACKWALL ASM (D09)
2	P03133-01-D10	EA BACKWALL ASM (D10 D11)
3	103600-01-01A	EA TRIM BACKWALL, TOP - LEFT
4	104033-02-01A	EA TRIM-J, BACKWALL - LEFT
4	103598-02-01A	EA TRIM BACKWALL, SIDE - LEFT
	103598-02-03A	EA TRIM BACKWALL, SIDE - LEFT - MILL
5	P04042-01-C05	EA ROOF ASM
6	P03998-01-D09	EA SIDEWALL ASM LEFT
6	M05739-01-D09	EA SIDEWALL ASM-LEFT, EUROPE
7	108038-03-01A	EA TRIM-LOWER SIDEWALL, REAR RIGHT OR LEFT - OFF WHITE
8	103801-01-01A	EA TRIM-ROOF
	086754-03-000	EA CAP-JOINT, ROOF TO SIDEWALL TRIM - 2" X 1 25" - OFF WHITE
9	108070-01-01A	EA TRIM-WHEELWELL, REAR - OFF WHITE
10	108039-02-01A	EA TRIM LOWER SIDEWALL, CENTER - OFF WHITE
11	108069-01-01A	EA TRIM-WHEELWELL, FRONT - OFF WHITE

EXTERIOR BODY GROUP (CONTINUED)
EXTERIOR BODY PANELS AND TRIM (CONTINUED)

KEY	PART NUMBER	U/M DESCRIPTION
12	108109-01-01A	EA TRIM SIDEWALL, LOW - FRONT - OFF WHITE
	103800-01-01A	EA TRIM FRONT SIDEWALL, OFF WHITE
	086180-55-001	EA U-CHANNEL-EXTRUDED, 1 7" X 1 6" - OFF WHITE - SERRATED
	085922-07-000	EA TRIM-FIBERGLASS,PANEL
	089922-21-000	EA TRIM FIBERGLASS,PANEL
13	002444-04-002	EA STRIP-FEATURE, W/O INSERT - 15' LONG - OFF WHITE
13	108688-01-01A	EA STRIP-FEATURE, W/O INSERT - 15' LONG - OFF WHITE
	001030-02-003	EA INSERT, FEATURE STRIP
	105312-01-01A	EA INSERT, FEATURE STRIP
	009731-01-000	EA CAP-FEATURE STRIP
	108651-01-01A	EA CAP-FEATURE STRIP
14	P03999-01-D09	EA SIDEWALL ASM RIGHT
14	M05739-02-D09	EA SIDEWALL ASM-RIGHT EUROPE
15	103802-01-01A	EA RAIL-AWNING, 16' LONG - W/DRILLED HOLES - OW
15	103802-02-01A	EA RAIL-AWNING, 16' LONG - W/O DRILLED HOLES - OW
16	050406-15-000	EA TRIM BACKWALL, LOWER
17	104033-01-01A	EA TRIM J, BACKWALL TO SIDEWALL - RIGHT
17	103598-01-01A	EA TRIM-BACKWALL, SIDE - RIGHT - OFF WHITE
17	103598-01-03A	EA TRIM BACKWALL, SIDE - RIGHT - MILL
	103814-01-000	EA BRACKET-TRIM ATTACHMENT

INSULATION, FIBERGLASS, STYROFOAM & ALUMINIUM

KEY	PART NUMBER	U/M DESCRIPTION
	072877-01-000	EA INSULATION-SOUND BARRIER PAD, 1 25" X 46" X 54" - W/ADHESIVE BACK
	072877-01-000	EA INSULATION-SOUND BARRIER PAD, 058" X 33" X 58"
	076054-E9-000	EA FIBERGLASS SHEET 2438 X 7660 - OFF WHITE
	076054-F3-000	EA FIBERGLASS SHEET 96" X 25 FT - OFF WHITE BACKWALL
	077517-24-000	EA SHEET-FIBERGLASS, FLAT - 48" X 96" - OFF WHITE
	102580-01-701	SF FIBERGLASS FLAT, 8 7' X 31' - OFF WHITE
	108535-01-704	EA FIBERGLASS PEBBLED, 8 7' X 29' - OFF WHITE
	000872-03-000	SF STYROFOAM - 1 34" X 48" X 96" - INCREMENTS OF 32 SF
	083574-03-000	SF STYROFOAM - 3/4 X 48 X 96
	083574-02-000	SF STYROFOAM - 1 5" X 24" X 90 5" ROOF
	044487-01-001	EA ALUMINIUM SHEET - 019" X 96" X 360" - MILL FINISH

ASSIST HANDLE

KEY	PART NUMBER	U/M DESCRIPTION
	009126-02-000	EA HANDLE-ASSIST, ENTRY DOOR - BLACK
	069726-02-000	EA RUMPER - 88"DIA X 40" BLACK

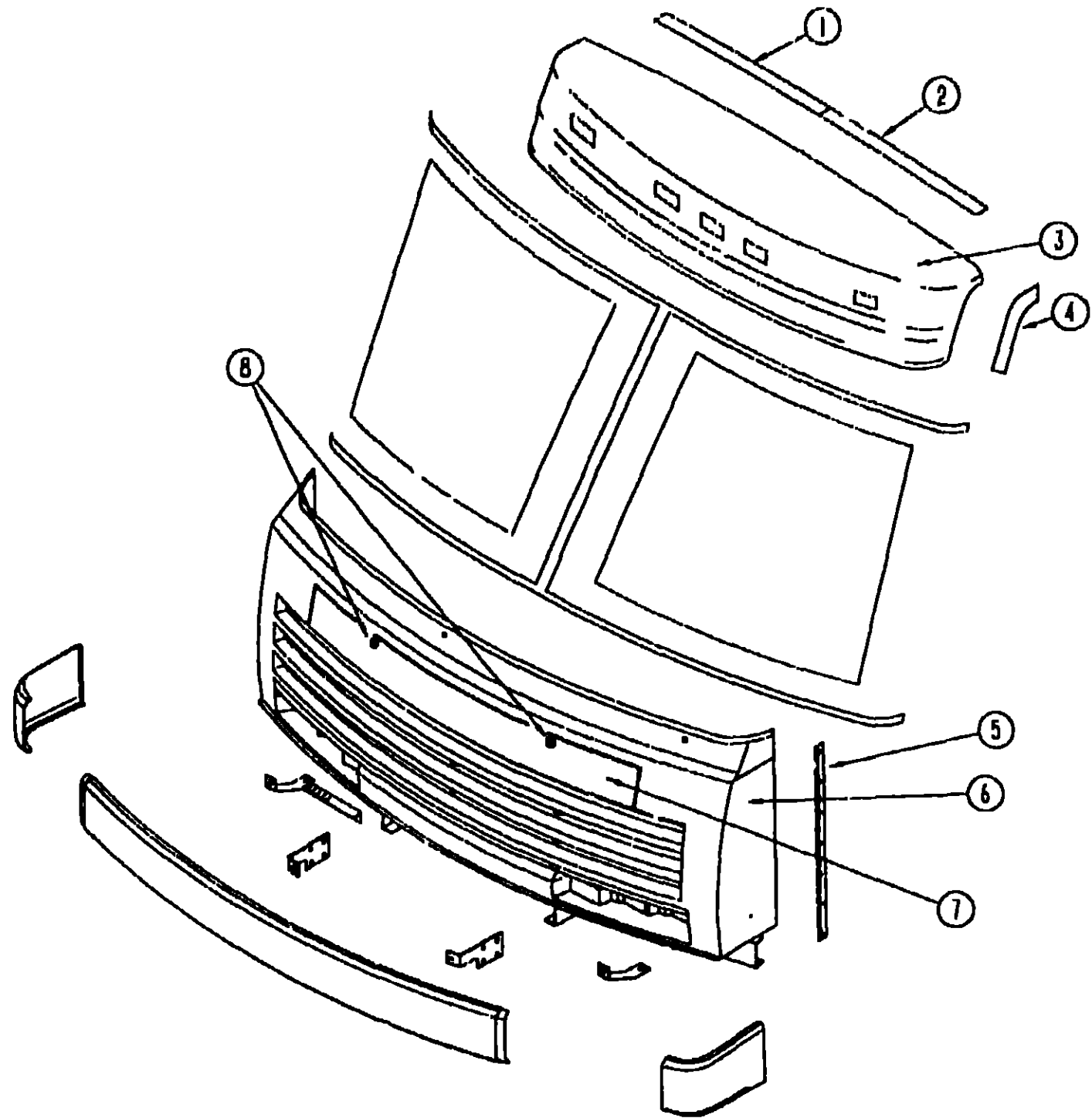
1993 WINNEBAGO
TABLE OF CONTENTS

INTRODUCTION	A 01 - A 02
ABBREVIATIONS	A 03
ALPHABETICAL INDEX	A 04 - A-06
WCF23RC	A 07 - E-16
WCF31RC	E-17 - J-18

1993 WCF23RC INDEX

FLOOR PLAN	A 07 - A-08
ACCESSORIES	A-09
AUDIO VIDEO	A-10 - A-12
BATH	A-13 - A-14
BEDROOM	A-15 - A-16
CHASSIS	A-17 - B-03
CURTAIN & CUSHION	B 04 - B 12
DINETTE	B-13 - B-14
DRIVERS COMPARTMENT	B-15 - B-19
ELECTRICAL	B-20 - C-02
EXTERIOR BODY	C-03 - C-10
GALLEY	C-11 - C-15
GENERATOR	C-16 - C-17
HEATING & A/C	C-18 - C-22
INTERIOR FINISH	C-23 - D-02
LABELS	D 03 - D-11
LP	D-12
SFALANTS & FASTENERS	D-13 - D-16
WATER & SEWAGE	D-17 - D-22
WINDOW, VENT AND	
EXTERIOR DOOR	D-23 - E-14
WINDSHIELDWIPER	E-15 - E-16

EXTERIOR BODY GROUP (CONTINUED)
FRONT END COMPONENTS



KEY	PART NUMBER	U/M	DESCRIPTION
1	103815-02-02A	EA	TRIM FRONT CAP/ROOF, RIGHT - OFF WHITE
2	103816-01-02A	EA	TRIM-FRONT CAP/ROOF, LEFT - OFF WHITE
3	M05145 01-C05	EA	CAP ASM-FRONT - OFF WHITE
4	103816-01-01A	EA	TRIM-FRONT CAP/SIDEWALL, RIGHT - OFF WHITE
	103816 02-01A	EA	TRIM-FRONT CAP/SIDEWALL, LEFT - OFF WHITE
5	089922-07-000	EA	TRIM FRONT END/SIDEWALL, DRIVER OR PASSENGER SIDE - O/W
			FROM 00 00 00 THRU 08-09-92
5	089922-21-000	EA	TRIM-FRONT END/SIDEWALL, DRIVER OR PASSENGER SIDE - O/W
			FROM 08 10 92 THRU 99 00 99
6	M05128 01-C05	EA	FRONT END ASM FIBERGLASS
7	103478-01-C05	EA	PANEL ASM HOOD
8	102330 02-000	EA	LATCH HOOD
	058786 02 000	EA	BOLT-ADJUSTING, HOOD - W/BLACK PAD - 5/16" #18 X 1.25"
			FROM 00 00 00 THRU 11-24 92
	058786 01-000	EA	BOLT-ADJUSTING, HOOD - W/BLACK PAD - .31" #18 X 2"
			FROM 11-25-92 THRU 99 99 99
	105096-02-000	EA	TUBE-TIMING, HOOD HINGE
	104584 03 000	EA	BRACKET ASM-HOOD HINGE BODY, RIGHT
	104584-04-000	EA	BRACKET ASM HOOD HINGE BODY, LEFT
	105095-01-000	EA	LINK ASM-HINGE, HOOD - INNER - RIGHT
	105095 02-000	EA	LINK ASM-HINGE, HOOD - INNER - LEFT
	104582-02 000	EA	LINK ASM-HINGE, HOOD - OUTER
	110690 01 D18	EA	PLATE ASM HEADLAMP, QUAD - PASSENGER - BLACK - STEEL
			FROM 01 22-93 THRU 99 99 99
	110692-01-01A	EA	PLATE HEADLAMP, QUAD PASSENGER - UNPAINTED - STEEL
			FROM 01-22-93 THRU 99-99 99
	110690-02-D18	EA	PLATE ASM -HEADLAMP, QUAD - DRIVER - BLACK - STEEL
			FROM 01-22-93 THRU 99-99-99
	110692-02-01A	EA	PLATE-HEADLAMP, QUAD DRIVER - UNPAINTED - STEEL
			FROM 01-22-93 THRU 99 99 99
	110691 01 01A	EA	BRACKET-SPRING, HEADLAMP DRIVER OR PASSENGER SIDE - UNPAINTED
			FROM 01-22-93 THRU 99-99 99

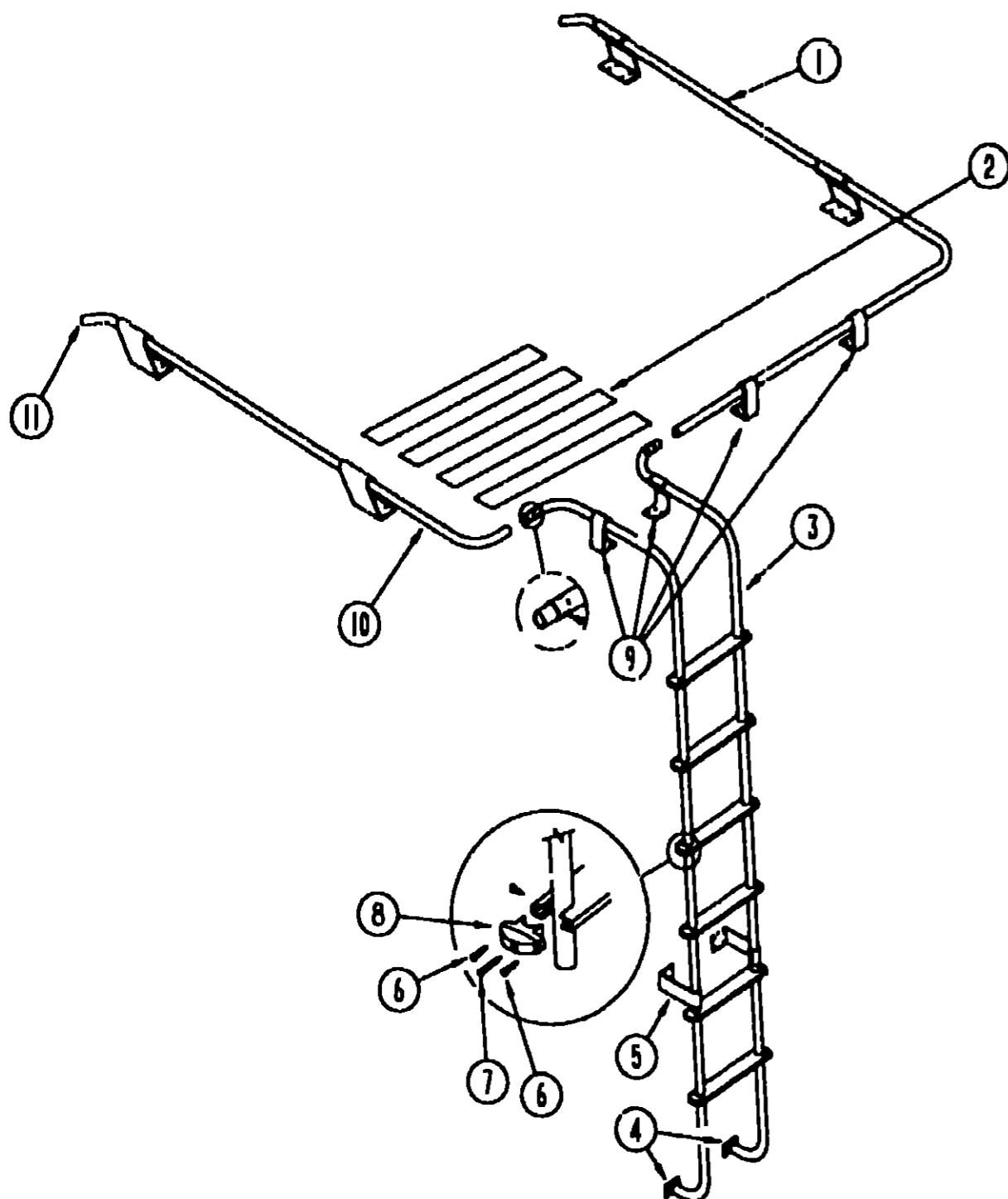
1993 WINNEBAGO
TABLE OF CONTENTS

INTRODUCTION	A-01 -	A-02
ABBREVIATIONS		A-03
ALPHABETICAL INDEX	A-04 -	A-08
WCF23RC	A-07 -	E-16
WCF31RC	E-17 -	J-18

1993 WCF23RC INDEX

FLOOR PLAN	A-07 -	A-08
ACCESSORIES		A-09
AUDIO VIDEO	A-10 -	A-12
BATH	A-13 -	A-14
BEDROOM	A-15 -	A-16
CHASSIS	A-17 -	B-03
CURTAIN & CUSHION	B-04 -	B-12
DINETTE	B-13 -	B-14
DRIVERS COMPARTMENT	B-15 -	B-19
ELECTRICAL	B-20 -	C-02
EXTERIOR BODY	C-03 -	C-10
GALLEY	C-11 -	C-15
GENERATOR	C-16 -	C-17
HEATING & A/C	C-18 -	C-22
INTERIOR FINISH	C-23 -	D-02
LABELS	D-03 -	D-11
LP		D-12
SEALANTS & FASTENERS	D-13 -	D-16
WATER & SEWAGE	D-17 -	D-22
WINDOW, VENT AND		
EXTERIOR DOOR	D-23 -	E-14
WINDSHIELD/WIPER	E-15 -	E-16

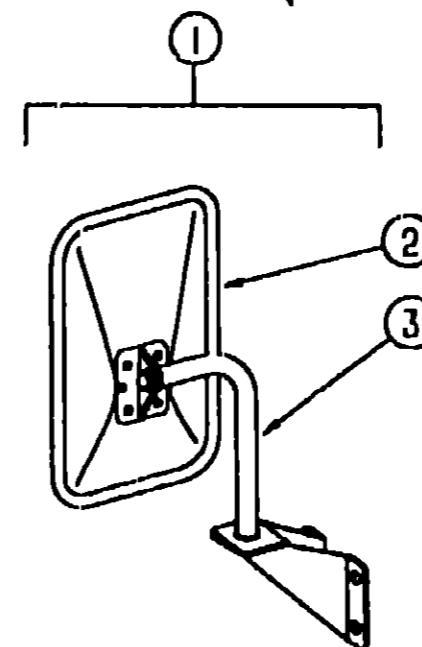
EXTERIOR BODY GROUP (CONTINUED)



LADDER & LUGGAGE RACK

KEY	PART NUMBER	U/M DESCRIPTION
1	107438-05-C07	EA RACK ASM-RIGHT
2	038327-02-000	EA TAPE-ANTI SLIP, 2" X 60'
3	102953-01-C05	EA LADDER ASM, STRAIGHT
4	067165-01-000	EA MOUNTING BRACKET-LADDER, LOWER
5	NOT AVAILABLE	EA STANDOFF-LADDER, BRIGHT DIPPED - LOWER
6	000G39-06-10T	EA SCREW-SF/DR, 6-20 X 5/8 PPH - BLACK
7	000G68-10-36T	EA SCREW - 10-12 X 2 25 POH BLACK
8	076980-02-000	EA END CAP-STEP, BLACK
9	NOT AVAILABLE	EA STANDOFF-RACK & LADDER, BRIGHT DIPPED
10	107438-06-C07	EA RACK ASM LEFT
11	081114-01-000	EA PLUG-ROUND, RACK & LADDER ENDS - PLASTIC - 1" DIA

EXTERIOR BODY GROUP (CONTINUED)



EXTERIOR MIRROR

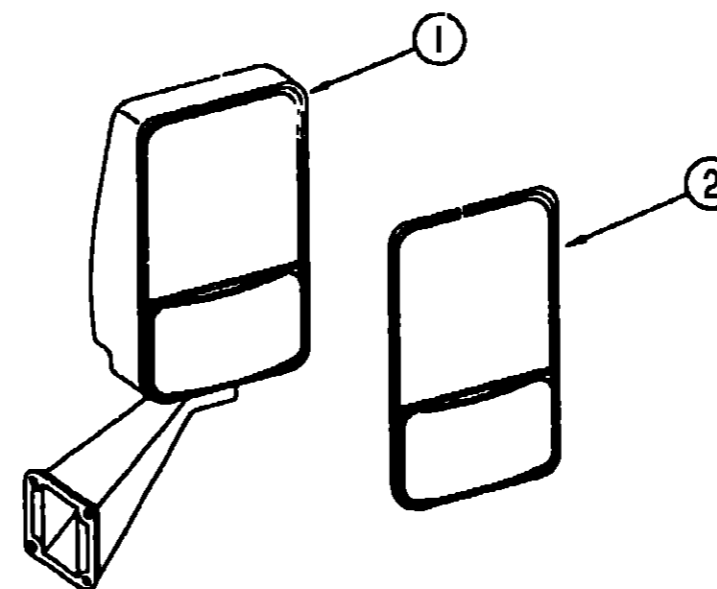
KEY	PART NUMBER	U/M DESCRIPTION
1	105076 01 01A	EA MIRROR EXTERIOR, LOW MOUNT - SET W/DR & PASS - GLOSSY BLK
1	105076 01-702	EA MIRROR ASM-LOW MT RH/LH (FLAT) 713196 1 ONLY W/BRKT
2	105076-01-703	EA MIRROR HEAD ONLY(FI AT BLK) 709275 B
3	105076 01-704	EA ARM Q780521-9
	105439 01 000	EA MIRROR-AUX, CONVEX STICK-ON VELVAC 723068 6

**1993 WINNEBAGO
TABLE OF CONTENTS**

INTRODUCTION	A 01 - A-02
ABBREVIATIONS	A-03
ALPHABETICAL INDEX	A 04 - A-06
WCF23RC	A-07 - E-16
WCF31RQ	E-17 - J 10

1993 WCF23RC INDEX

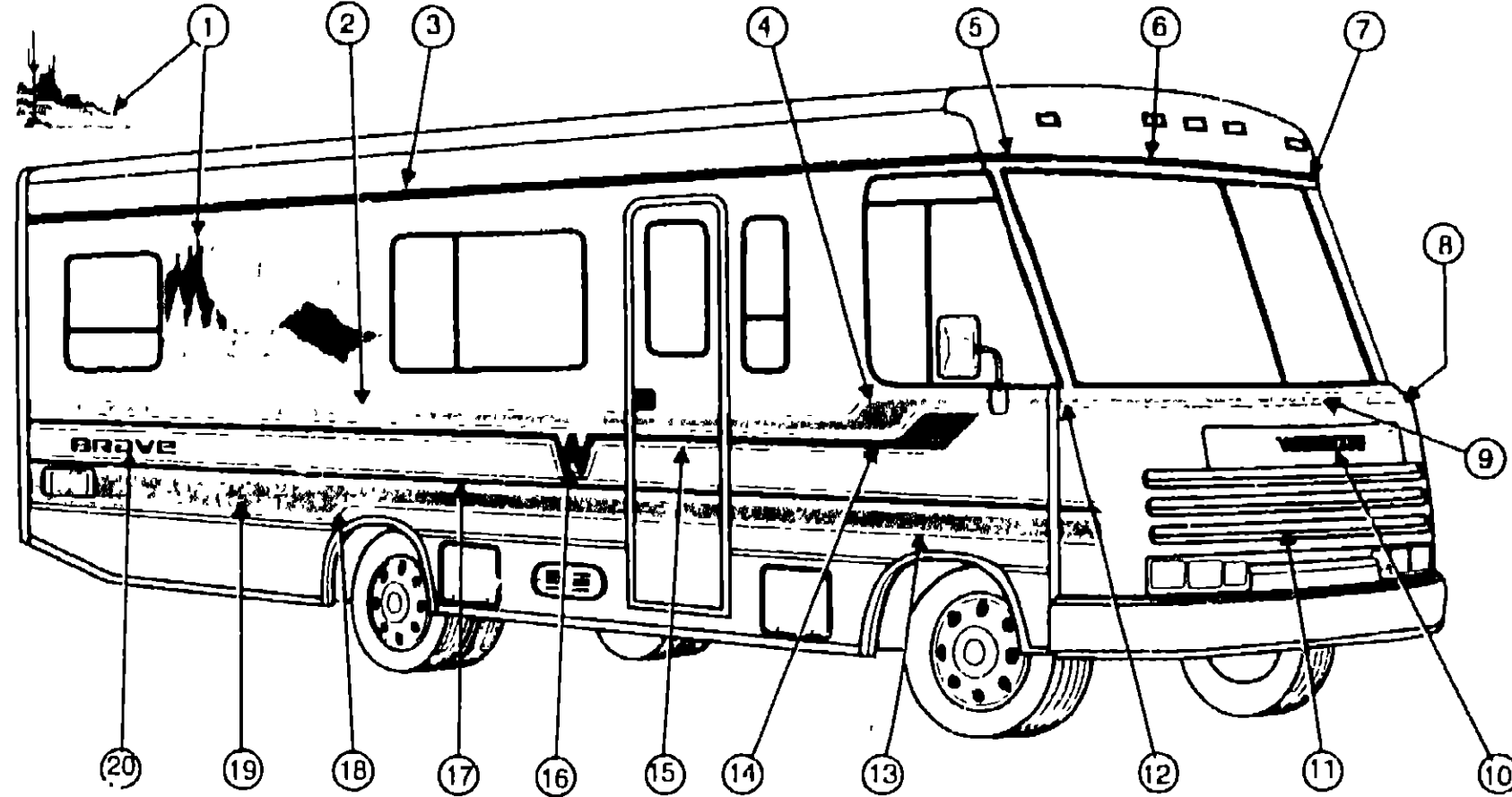
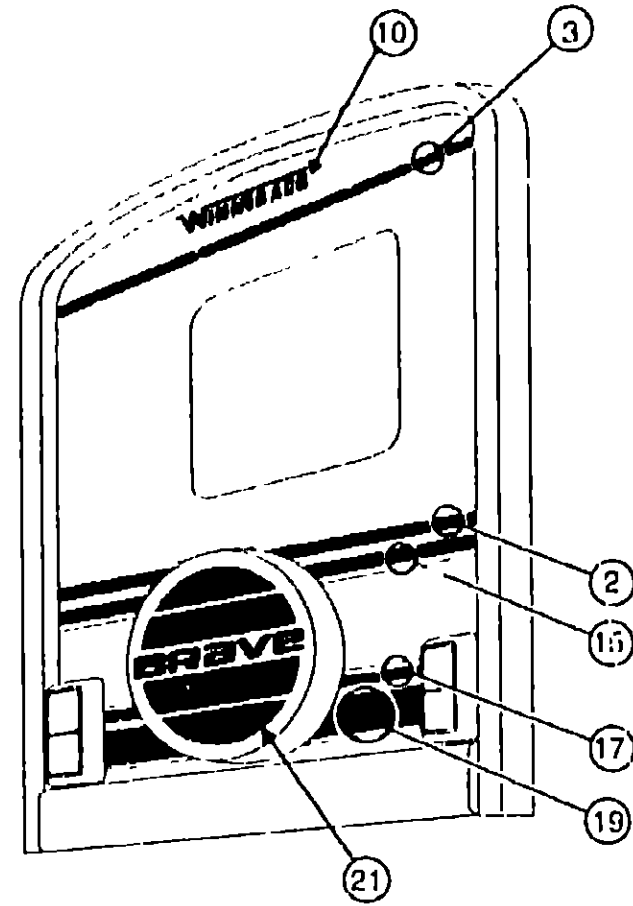
FLOOR PLAN	A-07 - A-08
ACCESSORIES	A-09
AUDIO VIDEO	A-10 - A-12
BATH	A-13 - A-14
BEDROOM	A-15 - A-16
CHASSIS	A-17 - B-03
CURTAIN & CUSHION	B-04 - B-12
DINETTE	B-13 - B-14
DRIVERS COMPARTMENT	B-15 - B-19
ELECTRICAL	B-20 - C-02
EXTERIOR BODY	C-03 - C-10
GALLEY	C-11 - C-15
GENERATOR	C-16 - C-17
HEATING & A/C	C-18 - C-22
INTERIOR FINISH	C-23 - D 02
LABELS	D-03 - D-11
LP	D-12
SEALANTS & FASTENERS	D-13 - D-16
WATER & SEWAGE	D-17 - D-22
WINDOW, VENT AND	
EXTERIOR DOOR	D-23 - E-14
WINDSHIELD/WIPER	E-15 - E-16



EXTERIOR MIRROR

KEY	PART NUMBER	U/M DESCRIPTION
1	106015-09-01A	EA MIRROR ASM-EXT GLASS RIGHT - VELVAC 713126 BLACK
1	106015-10 01A	EA MIRROR ASM-EXT ADJ GLASS LEFT - VELVAC 713125 BLACK
2	106015-01-703	EA MIRROR KIT (BEZEL W/MIRRORS) PASSENGER SIDE
2	106015-02-702	EA MIRROR KIT (BEZEL W/MIRRORS) DRIVER SIDE

EXTERIOR BODY GROUP (CONTINUED)
DECALS, FILM STRIPES & PAINT



**1993 WINNEBAGO
TABLE OF CONTENTS**

INTRODUCTION	A 01 -	A 02
ABBREVIATIONS		A 03
ALPHABETICAL INDEX	A-04 -	A-06
WCF23RC	A 07 -	E-18
WCF31RQ	E-17 -	J-18

KEY	PART NUMBER	U/M	DESCRIPTION
1	106853-01-01A	EA	DECAL-SCENE, DESERT - RH - WINE/DARK ROSEBERRY (D09)
1	106853-02-01A	EA	DECAL-SCENE, DESERT - LH - WINE/DARK ROSEBERRY (D09)
1	107851-01-01A	EA	DECAL-SCENE, FOOTHILLS - RH - COOL BLUE/SEAMIST BLUE/LIGHT RUTILE (D10,D11)
1	107851-02-01A	EA	DECAL-SCENE, FOOTHILLS - LH - COOL BLUE/SEAMIST BLUE/LIGHT RUTILE (D10,D11)
2	094443-01-01A	FT	FILM-MULTISTRIPE 95MM X 150FT - WINE/WINE/WINE (D09)
2	094443-01-02A	FT	FILM-MULTISTRIPE 95MM X 150FT - COOL BLUE/COOL BLUE (D10,D11) (D09 OPTION)
3	093680-30-02A	FT	FILM-MULTISTRIPE 64MM X 150FT - WINE/WINE (D09)
3	093680-30-03A	FT	FILM-MULTISTRIPE 64MM X 150FT - COOL BLUE/COOL BLUE (D10,D11) (D09 OPTION)
4	104093-01-01A	EA	DECAL-ANGLE RH - WINE (D09)
4	104093-01-02A	EA	DECAL-ANGLE RH - COOL BLUE (D10,D11) (D09 OPTION)
4	104093-02-01A	EA	DECAL-ANGLE LH - WINE (D09)
4	104093-02-02A	EA	DECAL-ANGLE LH - COOL BLUE (D10,D11) (D09 OPTION)
5	104094-01-01A	EA	DECAL-FRONT UPPER RH - WINE (D09)
5	104094-01-03A	EA	DECAL-FRONT UPPER RH - COOL BLUE (D10,D11) (D09 OPTION)
6	104096-01-01A	EA	DECAL-FRONT UPPER CAP - WINE (D09)
6	104096-01-03A	EA	DECAL-FRONT UPPER CAP - COOL BLUE (D10,D11) (D09 OPTION)
7	104094-02-03A	EA	DECAL-FRONT UPPER LH - COOL BLUE (D10,D11) (D09 OPTION)
7	104094-02-01A	EA	DECAL-FRONT UPPER LH - WINE (D09)
8	104095-02-01A	EA	DECAL-FRONT LOWER LH - WINE (D09)
8	104095-02-02A	EA	DECAL-FRONT LOWER LH - COOL BLUE (D10,D11) (D09 OPTION)
9	104097-01-01A	EA	DECAL-FRONT LOWER CAP - WINE (D09)
9	104097-01-02A	EA	DECAL-FRONT LOWER CAP - COOL BLUE (D10,D11) (D09 OPTION)
10	050313-46-000	EA	DECAL-LOGO, WINNEBAGO - 2 80 - WINE (D09)
10	050313-52-000	EA	DECAL-LOGO, WINNEBAGO - 2 P0 - COOL BLUE (D10,D11) (D09 OPTION)
11	106149-01-01A	FT	DECAL-VINYL STRIPING 2"
12	104095-01-01A	EA	DECAL-FRONT LOWER RH - WINE (D09)
12	104095-01-02A	EA	DECAL-FRONT LOWER RH - COOL BLUE (D10,D11) (D09 OPTION)
13	093680-31-01A	FT	FILM-MULTISTRIPE 95MM X 150FT - WINE/WINE (D09)
13	093680-31-04A	FT	FILM-MULTISTRIPE 95MM X 150FT - COOL BLUE/COOL BLUE (D10,D11) (D09 OPTION)

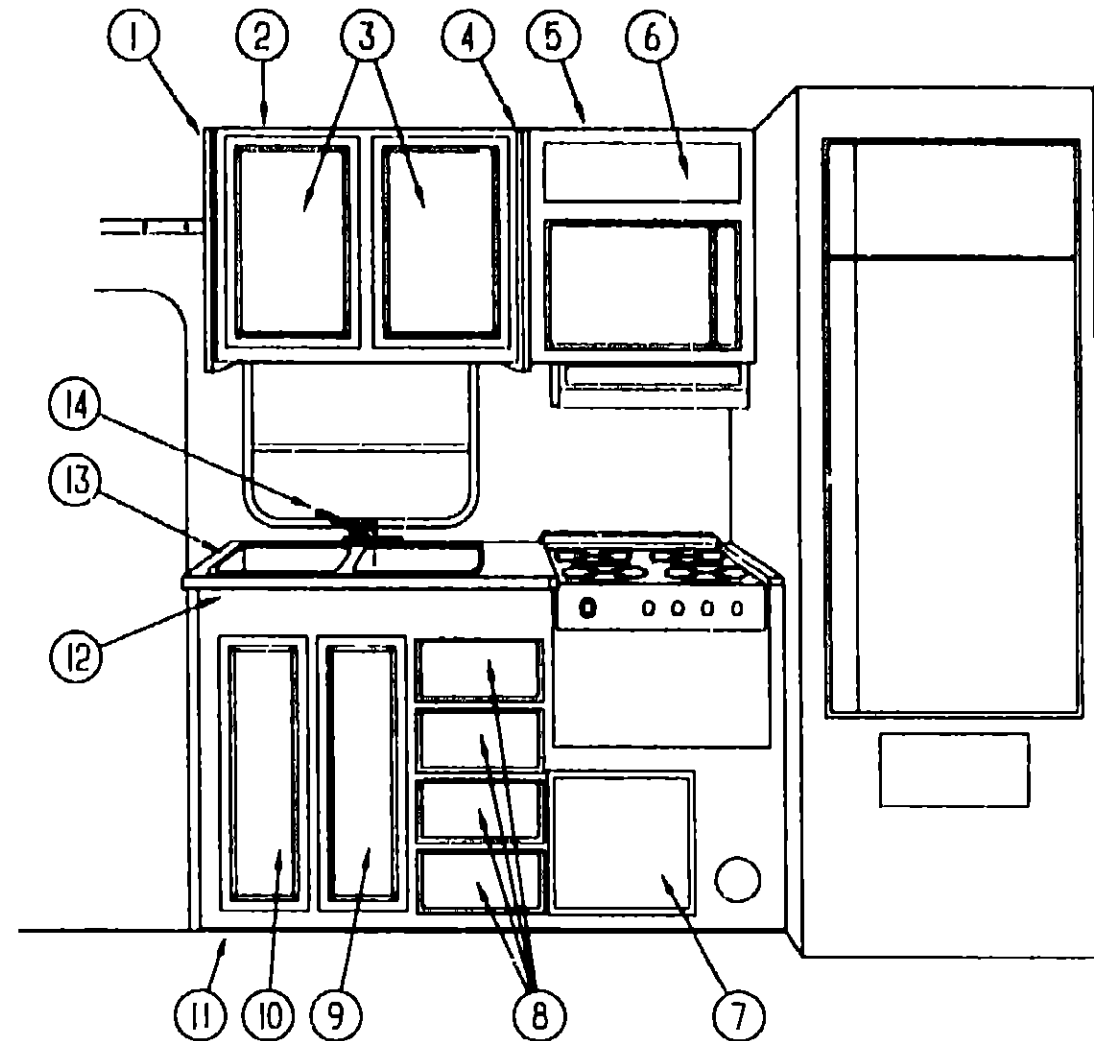
KEY	PART NUMBER	U/M	DESCRIPTION
14	107687-01-02A	EA	DECAL-ANGLE, LOWER - RH - SEAMIST BLUE (D10,D11) (D09 OPTION)
14	107687-01-01A	EA	DECAL-ANGLE, LOWER - RH - DK ROSEBERRY (D09)
14	107687-02-01A	EA	DECAL-ANGLE, LOWER - LH - DK ROSEBERRY (D09)
14	107687-02-02A	EA	DECAL-ANGLE, LOWER - LH - SEAMIST BLUE (D10,D11) (D09 OPTION)
15	093680-30-01A	FT	FILM-MULTISTRIPE 64MM X 150FT - DARK ROSEBERRY/DARK ROSEBERRY (D09)
15	093680-30-04A	FT	FILM-MULTISTRIPE 64MM X 150FT - SEAMIST BLUE/SEAMIST BLUE (D10,D11) (D09 OPTION)
16	104090-01-01A	EA	DECAL-W - DARK ROSEBERRY/DARK ROSEBERRY (D09)
16	104090-01-02A	EA	DECAL-W - SEAMIST BLUE/SEAMIST BLUE (D10,D11) (D09 OPTION)
17	093680-29-01A	FT	FILM-MULTISTRIPE 41MM X 150FT - WINE/WINE (D09)
17	093680-29-03A	FT	FILM-MULTISTRIPE 41MM X 150FT - LIGHT RUTILE/LIGHT RUTILE (D10,D11) (D09 OPTION)
18	104092-01-01A	EA	DECAL-REAR WHEELWELL RH - WINE (D09)
18	104092-01-02A	EA	DECAL-REAR WHEELWELL RH - COOL BLUE (D10,D11) (D09 OPTION)
18	104092-02-01A	EA	DECAL-REAR WHEELWELL LH - WINE (D09)
18	104092-02-02A	EA	DECAL-REAR WHEELWELL LH - COOL BLUE (D10,D11) (D09 OPTION)
19	093680-32-02A	FT	FILM-MULTISTRIPE 203MM X 150FT - COOL BLUE/COOL BLUE (D10,D11) (D09 OPTION)
19	093680-32-01A	FT	FILM-MULTISTRIPE 203MM X 150FT - WINE/WINE (D09)
20	104091-01-02A	EA	DECAL-BRAVE - SEAMIST BLUE (D10,D11) (D09 OPTION)
20	104091-01-01A	EA	DECAL-BRAVE - DARK ROSEBERRY/WINE (D09)
21	108706-01-01A	EA	DECAL-COVER, TIRE - SPARE - HARD (D09) DARK ROSEBERRY/WINE/DARK ROSEBERRY/WINE/DARK ROSEBERRY
21	108706-01-02A	EA	DECAL-COVER, TIRE - SPARE - HARD (D10,D11) (D09 OPTION) SEAMIST BLUE/COOL BLUE/LIGHT RUTILE/COOL BLUE/SEAMIST BLUE
	041561-03-000	EA	PAINT-LOW BAKE, OFF WHITE - REF 72897-01
	044486-03-000	EA	PAINT-LOW BAKE, BEIGE - REF 72897-02

DUPONT COLOR CODES
LIGHT RUTILE #G9859K
WINE #K9464
DARK ROSEBERRY #K9465
SEAMIST BLUE #G9845
COOL BLUE #G9851

1993 WCF23RC INDEX

FLOOR PLAN	A-07 -	A-08
ACCESSORIES		A-09
AUDIO VIDEO	A 10 -	A-12
BATH	A-13 -	A-14
BEDROOM	A-15 -	A-16
CHASSIS	A-17 -	B-03
CURTAIN & CUSHION	B-04 -	B-12
DINETTE	B-13 -	B-14
DRIVERS COMPARTMENT	B-15 -	B-19
ELECTRICAL	B-20 -	C-02
EXTERIOR BODY	C-03 -	C-10
GALLEY	C-11 -	C-15
GENERATOR	C-16 -	C-17
HEATING & A/C	C-18 -	C-22
INTERIOR FINISH	C-23 -	D 02
LABELS	D-03 -	D-11
LP		D-12
SEALANTS & FASTENERS	D-13 -	D-16
WATER & SEWAGE	D-17 -	D-22
WINDOW, VENT AND		
EXTERIOR DOOR	D-23 -	E-14
WINDSHIELD/WIPER	E-15 -	E-16

**GALLEY GROUP
GALLEY CABINETRY**



KEY	PART NUMBER	U/M	DESCRIPTION
1	081320-20-B03	EA	END CAP-CABINET, OVERHEAD
2	103278-02-C05	EA	CABINET ASM-OVERHEAD, GALLEY - W/O DOORS OR HARDWARE
3	P04748-07-D09	EA	DOOR-CABINET, W/O HARDWARE - 365MM X 555MM
4	081320-14-B03	EA	END CAP-CABINET, OVERHEAD
5	M05019-88-D09	EA	CABINET ASM MICROWAVE OVERHEAD - W/O DOORS OR HARDWARE
6	P00520-A8-D09	EA	DOOR-CABINET, W/O HARDWARE - 180MM X 555MM
7	P04748-18-D09	EA	DOOR-CABINET, W/O HARDWARE - 355MM X 355MM
8	P07104-94-D09	EA	DRAWER-CABINET, W/O HARDWARE
9	P04748-11-D09	EA	DOOR-CABINET, W/O HARDWARE RIGHT GALLEY CABINET DOOR
10	P04748-12-D09	EA	DOOR-CABINET, W/O HARDWARE LEFT GALLEY CABINET DOOR
11	M05175-01-D09	EA	CABINET ASM-GALLEY - W/O DOORS OR HARDWARE
12	104260-11-D09	EA	COUNTERTOP ASM
13	104113-01-000	EA	SINK-SST, DOUBLE
	092303-01-000	EA	STRAINER-SINK
14	103243-01-000	EA	FAUCET-GALLEY, DUAL CONTROL - 8 IN CENTERSET
	080812-04-D09	EA	EXTENSION ASM-GALLEY
	090329-01-000	FT	SEAL-T, REFRIGERATOR CABINET - 6" WIDE TOP X 2" TAIL
	103445-01-01A	EA	HOLDER-PAPER TOWEL - PLASTIC - ALMOND
	103610-01-D09	EA	COVER ASM-SINK
	106484-01-D09	EA	CABINET ASM OVERHEAD, KEY RACK
	106484-01-D10	EA	CABINET ASM-OVERHEAD, KEY RACK
	106484-01-D11	EA	CABINET ASM OVERHEAD, KEY RACK
	105847-02-C05	EA	KEY RING HOLDER

**1993 WINNEBAGO
TABLE OF CONTENTS**

INTRODUCTION	A-01	A-02
ABBREVIATIONS		A-03
ALPHABETICAL INDEX	A-04	A-06
WCF23RC	A-07	E-16
WCF31RQ	E-17	J-18

1993 WCF23RC INDEX

FLOOR PLAN	A-07	A-08
ACCESSORIES		A-09
AUDIO VIDEO	A-10	A-12
BATH	A-13	A-14
BEDROOM	A-15	A-16
CHASSIS	A-17	B-03
CURTAIN & CUSHION	B-04	B-12
DINETTE	B-13	B-14
DRIVERS COMPARTMENT	B-15	B-19
ELECTRICAL	B-20	C-02
EXTERIOR BODY	C-03	C-10
GALLEY	C-11	C-15
GENERATOR	C-16	C-17
HEATING & A/C	C-18	C-22
INTERIOR FINISH	C-23	D-02
LABELS	D-03	D-11
LP		D-12
SEALANTS & FASTENERS	D-13	D-16
WATER & SEWAGE	D-17	D-22
WINDOW, VENT AND		
EXTERIOR DOOR	D-23	E-14
WINDSHIELD/WIPER	E-15	E-16

GALLEY GROUP (CONTINUED)
RANGE HOOD (CANADIAN)

KEY	PART NUMBER	U/M DESCRIPTION
	100258-17-01A	EA HOOD-RANGE, W/O MONITOR PANEL - VENTLINE - CANADIAN
	090973-01-700	EA MOTOR - LVS CA508-1
	090973-01-702	EA BLADE-FAN, LVS VA183-1
	092696-01-709	EA BULB - 912, VENTLINE VA415
	092696-01-710	EA SOCKET-LIGHT, VENTLINE CB267-2
	096983-01-700	EA SWITCH-ON/OFF, VENTLINE 108
	096983-01-702	EA SWITCH-TWO WAY MOMENTARY, VENTLINE 112
	096983-01-707	EA FILTER GREASE, 8" X 8" - LVS CC246
	092696-02-701	EA LENS-LAMP, LVS CC170
	100258-01-700	EA HOOD NOSE LABEL, CC428
	100258-10-01A	EA METER HOUR, VENTLINE 150

RANGE HOOD

KEY	PART NUMBER	U/M DESCRIPTION
	100258-18-01A	EA HOOD-RANGE 22W W/O VENT US TPS5007NAD
	090973-01-700	EA MOTOR - LVS CA508-1
	090973-01-702	EA BLADE-FAN, LVS VA183-1
	092696-01-709	EA BULB - 912, VENTLINE VA415
	092696-01-710	EA SOCKET-LIGHT, VENTLINE CB267-2
	096983-01-700	EA SWITCH ON/OFF, VENTLINE 108
	096983-01-702	EA SWITCH-TWO WAY MOMENTARY, VENTLINE 112
	096983-01-707	EA FILTER-GREASE, 8" X 8" - LVS CC246
	092696-02-701	EA LENS-LAMP, LVS CC179
	100258-01-700	EA HOOD NOSE LABEL, CC428
	100258-10-01A	EA METER-HOUR, VENTLINE 150
	100258-16-01A	EA HOOD RANGE, W/O MONITOR PANEL - VENTLINE - US TPS5008NAD
	090973-01-700	EA MOTOR - LVS CA508-1
	090973-01-702	EA BLADE FAN, LVS VA183-1
	092696-01-709	EA BULB - 912, VENTLINE VA415
	092696-01-710	EA SOCKET-LIGHT, VENTLINE CB267-2
	096983-01-700	EA SWITCH-ON/OFF, VENTLINE 108
	096983-01-702	EA SWITCH-TWO WAY MOMENTARY, VENTLINE 112
	096983-01-707	EA FILTER GREASE, 8" X 8" - LVS CC246
	092696-02-701	EA LENS-LAMP, LVS CC179
	100258-01-700	EA HOOD NOSE LABEL, CC428
	102765-04-01A	EA PANEL-MONITOR, W/PLUG - FOR 2 TANKS & WATER HEATER - LVS

MICROWAVE OVEN

KEY	PART NUMBER	U/M DESCRIPTION
	091269-04-000	EA OVEN-MICROWAVE
		FROM 00-00-00 THRU 07-19-92
	091269-06-000	EA OVEN-MICROWAVE
		FROM 07-20-92 THRU 99-99-99
	094745-01-01A	EA TRIM-MICROWAVE, LOWER - BLACK
	094774-03-01A	EA TRIM-MICROWAVE, EITHER SIDE - 1.5" X 14 8" - METAL - BLACK
	094750-01-000	EA BRACKET-MICROWAVE, 90 DEGREE - STEEL
	098916-03-01A	EA BRACE-MICROWAVE CABINET, LEFT - 9 4" X 7 5" - STEEL
	098916-04-01A	EA BRACE-MICROWAVE CABINET, RIGHT - 9 4" X 7 5" - STEEL

REFRIGERATOR, LEVEL & VENT

KEY	PART NUMBER	U/M DESCRIPTION
	104138-04-01A	EA REFRIGERATOR SMALL DOUBLE DOOR 2-WAY - NORCOLD 6162 RH BL
	075217-01-734	EA FUSE - 3 AMP, NORCOLD# 61538822
	075217-01-738	EA SWITCH-HUMIDITY, NORCOLD 61525922
	034879-03-700	EA COOLING UNIT - HORIZONTAL BURNER, NORCOLD# 61687237
	084880-01-705	EA ORIFICE - NORCOLD #614522
	084880-01-713	EA CONNECTOR-MALE, INLET FITTING - NORCOLD# 615256
	084880-01-715	EA VALVE-SHUT OFF, MANUAL - NORCOLD# 61697922
	084880-01-718	EA VALVE-GAS, NORCOLD 61551822
	084880-01-720	EA SPRING (FOR DOOR HANDLE) - NORCOLD 61558822
	084880-01-722	EA CRISPER COVER - NORCOLD 615641
	084880-01-726	EA HINGE BRACKET (CTR HINGE), NORCOLD 61566523

GALLEY GROUP (CONTINUED)
REFRIGERATOR, LEVEL & VENT (CONTINUED)

KEY	PART NUMBER	U/M DESCRIPTION
	084880-01-731	EA HINGE PIN, NORCOLD 61578123
	084880-01-732	EA LATCH, NORCOLD 61578522
	084880-01-734	EA BRACKET-HINGE, TOP RH - BOTTOM LH - BROWN NORCOLD 61580837
	084880-01-735	EA HINGE BRACKET, TOP LH BTM RH BRN - NORCOLD 61580837
	084880-01-739	EA END CAP (SPRING CATCH) BRN, NORCOLD 61593722
	084880-01-740	EA END CAP (STOP CATCH), NORCOLD 61593830
	084880-01-740	EA CABLE, NORCOLD 61571622
	084880-01-747	EA PLUG-HOLE, NORCOLD 61582022
	084880-01-749	EA HINGE BUSHING - NORCOLD 615807
	084880-01-753	EA THERMISTER 78" - NORCOLD 61593872
	084880-01-760	EA CLIP (THERMISTER) - NORCOLD 61689122
	084880-01-761	EA END CAP (SPRING CATCH) BLACK 61593730
	084880-02-700	EA LOWER FLANGE 8683 & 8683, NORCOLD 61622123
	084880-03-702	EA HINGE PIN TOP/BOTTOM FEMALE - NORCOLD 61580630
	084880-03-705	EA BRACKET F/INTERIOR REFRIGERATOR LIGHT - NORCOLD 61629722
	084880-03-706	EA LAMP (BULB) - NORCOLD 61628922
	084880-03-707	EA COVER F/LAMP OR BULB - NORCOLD 61627922
	088248-01-706	EA BURNER-HORIZONTAL, NORCOLD 61588122
	088248-01-707	EA ELECTRODE-SENSOR, (HORIZONTAL), NORCOLD# 61573322
	088248-01-708	EA ELECTRODE-IGNITION, (HORIZONTAL) - NORCOLD# 61573222
	088248-01-709	EA HEATER-AC, (HORIZONTAL) - NORCOLD# 615627
	088248-01-710	EA HEATER DC, (HORIZONTAL) - 3 WAY - NORCOLD# 615627
	094038-01-700	EA GASKET-LOWER, GRAY - NORCOLD 61587930
	094038-01-701	EA LINER-DOOR, LOWER - BROWN/WHITE - NORCOLD 61581937-B
	094038-01-702	EA LINER-DOOR, LOWER - BLACK/WHITE - NORCOLD 61581938-B
	094038-01-703	EA HANDLE-DOOR, LOWER - BROWN - NORCOLD 61650137
	094038-01-704	EA HANDLE-DOOR, LOWER - BLACK - NORCOLD 61650138
	094038-01-705	EA CAB ASM-BROWN, WHITE LINER - WITH FRAME - NORCOLD 61663137
	094038-01-706	EA CAB ASM-BLK, WHITE LINER - WITH FRAME - NORCOLD 61663138
	094039-01-703	EA PLATE-HINGE, LH - BROWN - NORCOLD 61631422
	094039-01-704	EA PLATE-HINGE, BLACK - NORCOLD 61631430
	094039-01-709	EA PLATE-HINGE, TOP RH - LH BOTTOM - BROWN - NORCOLD 61631322
	094039-01-710	EA PLATE HINGE, BLACK - NORCOLD 61631330
	094039-01-712	EA DOOR BIN (GRAY) SILVER BORDER - NORCOLD 61564060
	094039-01-718	EA MILK BIN (GRAY) W/SILVER TRIM - NORCOLD 61579460
	094039-01-719	EA DAIRY KEEPER (GRAY) SILVER TRAY 61580460
	094039-01-722	EA HOLE PLUG (BLK) HINGE HOLES - NORCOLD 61582030
	094039-01-723	EA HINGE BRACKET, TOP RH BOTTOM LH BLK - NORCOLD 61580838
	094039-01-724	EA BRACKET-HINGE, TOP LH - BOTTOM RH - BLK - NORCOLD 61580938
	094039-01-725	EA HINGE PIN (BLACK) (MALE) - NORCOLD 61578130
	094039-01-726	EA SHELF-FREEZER EVAPORATOR, NORCOLD 615236
	094039-01-730	EA HINGE PIN SHAFT (BLK) CTR HGE - NORCOLD 61566730
	094039-01-732	EA FRONT COVER (BLK) BTM TRIM - NORCOLD 61622130
	094039-01-733	EA WIRE SHELF (MIDDLE) - NORCOLD 61563822
	094039-01-734	EA WIRE SHELF (TOP) W/RISER - NORCOLD 61563722
	094039-01-735	EA INSIDE DRIP TRAY (WHITE) - NORCOLD 61572830
	094039-01-736	EA SWITCH-LIGHT, BLACK - NORCOLD 615810
	094039-01-739	EA SHELF (CUTOUT) - NORCOLD 61646722
	094039-04-700	EA PRINTED CIRCUIT BOARD - 2 WAY, NORCOLD# 61647322
	094039-04-701	EA EYEBROW (SHELL) 2 WAY - NORCOLD 61669822
	094039-04-702	EA POWER SUPPLY (2 WAY) - NORCOLD 61647422
	104137-06-700	EA EYEBROW SHELL (2 WAY) - NORCOLD 61726622
	104137-06-702	EA RACK-JUICE (WHITE) - NORCOLD 61580525
	104137-06-703	EA BIN-DOOR SHELF (WHITE) - NORCOLD 61564025
	104137-06-706	EA WIRE SHELF (SHORT) - NORCOLD 61718222
	104137-06-707	EA CRISPER (WHITE) - NORCOLD 61571325
	104137-06-709	EA VALVE SHUT-OFF-MANUAL ASM - NORCOLD 61694922
	104137-06-710	EA PRESSURE TAP - NORCOLD 61594422
	104137-06-711	EA FUSE 5 AMP - NORCOLD 61611622
	104137-06-712	EA FITTING-GAS TUBE CONNECTION - NORCOLD 61692722
	104137-06-713	EA ORFICE GASKET - NORCOLD 61475122
	104137-06-714	EA BURNER ASSEMBLY (5-SLOT) - NORCOLD 61705222
	104137-06-715	EA SPARK/SENSE ELECTRODE (SGL) - NORCOLD 61692222
	104138-04-701	EA FOAMED CAB ASM (BLK W/WHITE) - NORCOLD 61725038
	054450-01-000	EA LEVEL-REFRIGERATOR

1993 WINNEBAGO
TABLE OF CONTENTS

INTRODUCTION	A-01	A-02
ABBREVIATIONS		A-03
ALPHABETICAL INDEX	A-04	A-06
WCF23RC	A-07	E-16
WCF31RC	E-17	J-18

1993 WCF23RC INDEX

FLOOR PLAN	A-07	A-08
ACCESSORIES		A-09
AUDIO VIDEO	A-10	A-12
BATH	A-13	A-14
BEDROOM	A-15	A-16
CHASSIS	A-17	B-03
CURTAIN & CUSHION	B-04	B-12
DINETTE	B-13	B-14
DRIVERS COMPARTMENT	B-15	B-19
ELECTRICAL	B-20	C-02
EXTERIOR BODY	C-03	C-10
GALLEY	C-11	C-15
GENERATOR	C-16	C-17
HEATING & A/C	C-18	C-22
INTERIOR FINISH	C-23	D-02
LABELS	D-03	D-11
LP		D-12
SEALANTS & FASTENERS	D-13	D-16
WATER & SEWAGE	D-17	D-22
WINDOW, VENT AND		
EXTERIOR DOOR	D-23	E-14
WINDSHIELD/WIPER	E-15	E-16

GALLEY GROUP (CONTINUED)
RANGE

KEY	PART NUMBER	U/M DESCRIPTION
	102020-01-02A	EA RANGE-16", 4 BURNER - MAGIC CHEF BT16RA 4Z
	055282-03-705	EA TRIM CABINET, LEFT - BLACK - MAGIC CHEF 3608F011-70
	055282-03-707	EA TRIM CABINET, RIGHT - BLACK - MAGIC CHEF 3608F012-70
	098507-02-701	EA INSERT-BURNER (SLOTTED VENT), MAGIC CHEF 7214P015 60
	102020-01-700	EA SHELF-OVEN, MAGIC CHEF - 7801-P027-60
	102020-01-701	EA HANDLE-DOOR, MAGIC CHEF - 7701P092-60
	102020-01-702	EA PANEL-MANIFOLD, MAGIC CHEF 2818F080-70
	102020-01-704	EA PANEL-DOOR, BLACK - MAGIC CHEF - 2401F075-70
	102020-01-700	EA BURNER ASSEMBLY-OVEN, MAGIC CHEF 3403W003-45
	102020-01-711	EA GRATE-TOP, MAGIC CHEF 7518P012 60
	102020-01-712	EA KNOB-BURNER VALVE, MAGIC CHEF 7733P044-60
	102020-01-713	EA KNOB-THERMOSTAT, MAGIC CHEF 7731P042 60
	102020-01-714	EA PILOT-OVEN, MAGIC CHEF 988-143
	102020-01-715	EA PIPE-MANIFOLD, MAGIC CHEF 7513P095 60
	102020-01-717	EA THERMOSTAT, MAGIC CHEF 7515P024-60
	102020-01-718	EA TOP-MAIN, ALMOND - MAGIC CHEF 2001F085-84
	102020-01-720	EA VALVE-MERCURY CONTROL, MAGIC CHEF 7501P056 60
	102020-01-722	EA VALVE-TOP BURNER, MAGIC CHEF 7502P095-60
	102020-01-723	EA PILOT-BURNER, MAGIC CHEF 7505P147-60
	102020-01-724	EA BUMPER-MAIN TOP, MAGIC CHEF 8003P008 60
	102022-01-702	EA PIPE-MANIFOLD, MAGIC CHEF 7513P096 60
	102022-01-703	EA REGULATOR PRESSURE, MAGIC CHEF 7510P031-60
	102022-01-706	EA TRIM-LEFT, FLAT - MAGIC CHEF 3608W022-70
	102022-01-707	EA TRIM-RIGHT, FLAT - MAGIC CHEF 3608W023-70

COFFEE MAKER

KEY	PART NUMBER	U/M DESCRIPTION
	103797-01-02A	EA COFFEE MAKER - GRAY - BLACK & DECKER - W/GLASS POT
	104610-01-000	EA STAP ASM COFFEE MAKER

GENERATOR GROUP
4,000 WATT LP ONAN EMERALD PLUS - EXPORT

KEY	PART NUMBER	U/M DESCRIPTION
	100974-04-000	EA GENERATOR - 4,000 WATT EMERALD PLUS - ONAN BGE-FN/29236G
	007067-01-000	SF INSULATION-FIBERGLASS, 1" THICK X 4' - INCREMENTS OF 4 SF
	007125-01-000	EA CLAMP-MUFFLER, 1.62 DIAMETER
	007125-03-000	EA CLAMP-MUFFLER, 1.5" DIA
	007125-04-000	EA CLAMP-MUFFLER, 1.1" DIA
	007131-01-000	EA HANGER-TAILPIPE, 6 SLOTS
	079654-05-000	EA PIPE-EXHAUST, ANGLED - W/FLANGE - 2" ID - ONAN# 154-2539
	082272-01-000	EA MUFFLER-GENERATOR
	093511-01-000	EA VAPOR KIT-LP, GENERATOR
	094059-01-000	EA SPACER-GENERATOR, ONAN
	105732-02-000	EA TRAY ASM-GENERATOR
	105958-03-000	EA PIPE-EXHAUST, GENERATOR

4,000 W EMERALD PLUS EXPORT

KEY	PART NUMBER	U/M DESCRIPTION
	100974-04-000	EA GENERATOR - 4,000 WATT EMERALD PLUS - ONAN BGE-FN/29236G
	007125-03-000	EA CLAMP MUFFLER - 1.5" DIA
	007125-04-000	EA CLAMP-MUFFLER, 1.1" DIA
	007131-01-000	EA HANGER-TAILPIPE, 6 SLOTS
	079654-05-000	EA PIPE-EXHAUST, ANGLED - W/FLANGE - 2" ID - ONAN# 154-2539
	082272-01-000	EA MUFFLER-GENERATOR
	094059-01-000	EA SPACER-GENERATOR, ONAN
	105732-02-000	EA TRAY ASM-GENERATOR
	105958-03-000	EA PIPE EXHAUST, GENERATOR
	007067-01-000	SF INSULATION-FIBERGLASS, 1" THICK X 4' - INCREMENTS OF 4 SF

4,000 WATT KOHLER LOW PROFILE

KEY	PART NUMBER	U/M DESCRIPTION
	105523-01-000	EA GENERATOR - 4,000 W, LOW PROFILE - KOHLER 4CKM21
	007067-01-000	SF INSULATION FIBERGLASS, 1" THICK X 4' - INCREMENTS OF 4 SF
	007125-03-000	EA CLAMP-MUFFLER, 1.5" DIA
	007125-04-000	EA CLAMP MUFFLER, 1.1" DIA
	105526-01-000	EA ARRESTER-SPARK, KOHLER 278621
	105527-01-000	EA PIPE-EXHAUST ADAPTER, KOHLER 278524
	105530-01-000	EA MUFFLER-SIDE EXHAUST W/O SPARK KOHLER 278733
	105602-01-000	EA GASKET-EXHAUST, KOHLER-278320
	105732-02-000	EA TRAY ASM-GENERATOR
	105958-03-000	EA PIPE-EXHAUST, GENERATOR

4,000 WATT ONAN EMERALD PLUS

KEY	PART NUMBER	U/M DESCRIPTION
	100974-01-000	EA GENERATOR - 4,000 W EMERALD PLUS, ONAN BGE-FA/26100G
	007067-01-000	SF INSULATION FIBERGLASS, 1" THICK X 4' - INCREMENTS OF 4 SF
	007125-04-000	EA CLAMP-MUFFLER, 1.1" DIA
	079654-05-000	EA PIPE-EXHAUST, ANGLED - W/FLANGE - 2" ID - ONAN# 154-2539
	082272-01-000	EA MUFFLER-GENERATOR
	094059-01-000	EA SPACER-GENERATOR, ONAN
	105732-02-000	EA TRAY ASM-GENERATOR
	105958-03-000	EA PIPE-EXHAUST, GENERATOR

1993 WINNEBAGO
TABLE OF CONTENTS

INTRODUCTION	A-01	A-02
ABBREVIATIONS		A-03
ALPHABETICAL INDEX	A-04	A-06
WCF23RC	A-07	E-10
WCF31RC	E-17	J-18

1993 WCF23RC INDEX

FLOOR PLAN	A-07	A-08
ACCESSORIES		A-09
AUDIO VIDEO	A-10	A-12
BATH	A-13	A-14
BEDROOM	A-15	A-16
CHASSIS	A-17	B-03
CURTAIN & CUSHION	B-04	B-12
DINETTE	B-13	B-14
DRIVERS COMPARTMENT	B-15	B-19
ELECTRICAL	B-20	C-02
EXTERIOR BODY	C-03	C-10
GALLEY	C-11	C-15
GENERATOR	C-16	C-17
HEATING & A/C	C-18	C-22
INTERIOR FINISH	C-23	D-02
LABELS	D-03	D-11
LP		D-12
SEALANTS & FASTENERS	D-13	D-16
WATER & SEWAGE	D-17	D-22
WINDOW, VENT AND		
EXTERIOR DOOR	D-23	E-14
WINDSHIELD/WIPER	E-15	E-16

GENERATOR GROUP (CONTINUED)
5,000 WATT ONAN EMERALD PLUS

KEY	PART NUMBER	U/M DESCRIPTION
	109303-01-000	EA GENERATOR - 5,000 W EMERALD PLUS, ONAN
	007067-01-000	SF INSULATION-FIBERGLASS, 1" THICK X 4' - INCREMENTS OF 1 SF
	007125-04-000	EA CLAMP-MUFFLER, 1.1" DIA
	078854-05-000	EA PIPE-EXHAUST, ANGLED - W/FI ANGE - 2" ID - ONAN# 154 2530
	082272-01-000	EA MUFFLER GENERATOR
	094059-01-000	EA SPACER GENERATOR, ONAN
	105732-02-000	EA TRAY ASM GENERATOR
	105958-03-000	EA PIPE-EXHAUST, GENERATOR

HEATING & AIR CONDITIONING GROUP
SUBURBAN FURNACE & WALL THERMOSTAT

KEY	PART NUMBER	U/M DESCRIPTION
	098668-04-000	EA FURNACE - 25,000 BTU
	093385-01-000	EA THERMOSTAT - WALL, FURNACE - SUBURBAN 160902
	098668-01-700	EA CABINET FRONT - SUBURBAN 101242
	090668-01-701	EA CABINET ASSEMBLY - SUBURBAN 101209
	098668-01-715	EA ELECTRODE - SUBURBAN 232168
	098668-01-714	EA GAS VALVE (WHITE ROGERS) 181070
	098668-01-704	EA VALVE - SUBURBAN 160938
	098668-01-705	EA SWITCH LIMIT - SUBURBAN 231630
	098668-01-706	EA WHEEL COMBUSTION AIR - SUBURBAN 350122
	098668-01-708	EA BLOWER ASM. (COMBUSTION AIR) - SUBURBAN 390441
	098668-01-709	EA MOTOR ASM. F/SF-25, SF-30 - SUBURBAN 231706
	098668-01-710	EA BLOWER ASM (ROOM AIR) - SUBURBAN 390440
	098668-01-711	EA WHEEL, ROOM AIR - SUBURBAN 350129
	098668-01-712	EA BOARD, MODULE - SUBURBAN 231741
	098668-01-713	EA INTAKE VENT TUBE ASM - SUBURBAN 051044
	098668-06-000	EA DOOR-ACCESS, FURNACE - OFF WHITE - SUBURBAN 520574
	093614-01-01A	EA GRILLE-RETURN AIR, FURNACE - 15 6" X 7 6" - BROWN
	069634-01-733	EA RELAY, TIME DELAY 20 & 30 BTU - SUBURBAN 231202
	075696-02-703	EA DUCT COLLAR - SUBURBAN 050715
	075695-01-709	EA MICROSWITCH ASM F/30 & 34S - SUBURBAN 230509
	090039-01-703	EA ORFICE (MAIN BURNER) - SUBURBAN 180193
	090039-01-709	EA GASKET, OBSERVATION HOLE - SUBURBAN 070367
	092300-01-704	EA GASKET ELECTRODE - SUBURBAN 070163
	101990-01-714	EA MICROSWITCH GASKET - SUBURBAN 230877
	098668-01-707	EA VENT CAP & EXHAUST TUBE ASSM - SUBURBAN 260193

1993 WINNEBAGO
TABLE OF CONTENTS

INTRODUCTION	A-01	A-02
ABBREVIATIONS		A-03
ALPHABETICAL INDEX	A-04	A-06
WCF23RC	A-07	E-16
WCF31RC	E-17	J-18

1993 WCF23RC INDEX

FLOOR PLAN	A-07	A-08
ACCESSORIES		A-09
AUDIO VIDEO	A-10	A-12
BATH	A-13	A-14
BEDROOM	A-15	A-16
CHASSIS	A-17	B-03
CURTAIN & CUSHION	B-04	B-12
DINETTE	B-13	B-14
DRIVERS COMPARTMENT	B-15	B-19
ELECTRICAL	B-20	C-02
EXTERIOR BODY	C-03	C-10
GALLEY	C-11	C-15
GENERATOR	C-16	C-17
HEATING & A/C	C-18	C-22
INTERIOR FINISH	C-23	D-02
LABELS	D-03	D-11
LP		D-12
SEALANTS & FASTENERS	D-13	D-16
WATER & SEWAGE	D-17	D-22
WINDOW, VENT AND		
EXTERIOR DOOR	D-23	E-14
WINDSHIELD/WIPER	E-15	E-16

HEATING & AIR CONDITIONING GROUP (CONTINUED)
EVANS REAR HEATER & COMPONENTS

HEATING & AIR CONDITIONING GROUP (CONTINUED)
AUTO A/C COMPONENTS (CONTINUED)

1993 WINNEBAGO
TABLE OF CONTENTS

INTRODUCTION	A-01	A-02
ABBREVIATIONS		A-03
ALPHABETICAL INDEX	A-04	A-06
WCF23RC	A-07	E-16
WCF31RQ	E-17	J-18

KEY	PART NUMBER	U/M DESCRIPTION
	084405 01 000	EA HEATER ASM-REAR, DUCTED - W/MOTOR AID - EVANS
	084405 01-709	EA HEATER COHE-EVANS# FT200229
	084405 01-701	FA FAN BLADES-EVANS# HV029931
	084405 01-702	EA MOTOR ASM-12 V, EVANS# 200146
	009198-01-000	FT DUCT-HEAT, FLEXIBLE - 4" ID
	000200 01-000	EA TAPE-FURNACE, 1 1/2"
	023146 01-000	EA CLAMP-SCREW TYPE - 4"
	069676 02-000	FA CONNECTOR DUCT, 4" ID
	000667-10-12B	EA SCREW, 10-12 X 3/4 PPH, ZN
	007108-01-000	FT HOSE-HEATER, 5/8" ID
	008042-01 000	FT TUBING-VINYL, .65" ID
	056464-05-000	EA REGISTER-PLASTIC V/O DAMPER - 4" DIAMETER - GOLDEN
	056464-04 000	EA REGISTER HEAT, 4" DIAMETER - W/DAMPER - PLASTIC - SAID
	024990-05-000	EA OUTLET-DEFROSTER W/SWIVEL - 2" BLACK
	062401 01 000	EA CLAMP-HOSE, WORMGEAR 25"- 1"
	061673-01-000	EA BRACKET-MOTOR AID TUBES, 4" X 1 5" - STEEL
	062401-04 000	EA CLAMP HOSE, WORMGEAR 69"- 1 25"
	088753 01-000	FT TUBE-ALUMINIZED STEEL, 5/8" - 18 GAUGE
	079059-01-000	EA HOSE - 90 DEGREE, 61"ID X 4" X 36"
	079059 02 000	EA HOSE - 90 DEGREE, 61"ID X 4" X 6"
	079059-03 000	EA HOSE - 90 DEGREE, 61"ID X 4" X 18"
	003081-01-000	L, HOSE FORMED, 90 DEGREES - 5/8" ID
	007076 01 000	EA HOSE FLEXIBLE PVC - 2" ID - INCREMENTS OF 50"
	104056-05-01A	EA APPLIQUE-BEZEL
	103875 03 000	EA SWITCH-ROCKER, SPST ON/OFF/ON
	010227-01-000	EA TEE BARB 5/8 OR 3/4 HOSE

AUTO A/C COMPONENTS

KEY	PART NUMBER	U/M DESCRIPTION
	000G11-08 08B	EA SCREW, 8-18 X 1/2 PPH - ZN
	007076-01 700	FT HOSE-FLEXIBLE PVC - 2" ID
	007108 01-000	FT HOSE-HEATER, 5/8" ID
	007281-01 000	EA HOSE FLEXIBLE PVC, 2 5"ID X 50'
	007281-01-700	FT HOSE-FLEXIBLE PVC, 2 5" ID
	024990-05 000	EA OUTLET-DEFROSTER W/SWIVEL 2IN BLACK
	062401-04 000	EA CLAMP-HOSE, WORMGEAR 69"- 1 25"A/C EVAPORATOR
	103930-01-000	EA EVAPORATOR/HEATER ASSEMBLY - SCS 090-0041
	103930-01-700	EA ROD-AIR BLFND DOOR, SCS 073 0017
	103930 01-701	EA PANEL-DOOR, FOR AIR BLEND - SCS 071-0123
	103930 01-702	EA GASKET-DOOR, FOR AIR BLEND - SCS 045 0080
	103930 01-703	EA COIL-HEATER, SCS 042-0010
	103930-01-705	EA VALVE EXP. BLOCK
	103930 01-706	EA GASKET-O-RING, #8 - SCS 045-0011
	103930 01-707	EA GASKET-O-RING, #10 - SCS 045 0012
	103930 01-708	EA BRACKET-VACUUM MOTOR, SCS 070 0113
	103930 01-709	EA MOTOR-VACUUM, SCS 030-0002
	103930-01-710	EA RESISTOR-FUSED, SCS 035 0006
	103930-01-711	EA THERMOSTAT, SCS 033-0003
	103930 01-712	EA GASKET-O-RING, SCS 045-0010
	103930 01-713	EA FITTING-QUICK CONNECT, #4 - SCS 050 003
	103930 01 714	EA FITTING-SERVICE VALVE, #10 - SCS 050 0031

KEY	PART NUMBER	U/M DESCRIPTION
	103930 01-715	EA SWITCH-BINARY, SCS 032-0030
	103930-01-716	EA SWITCH PRESSURE, FAN - SCS 032 0029
	103930-01-717	EA WHEEL-CLOCK-WISE, SCS 062-0010
	103930-01-718	EA HOSE - #8, SCS 051-0036
	103930-01-719	EA HOSE - #10, SCS 051-0017
	103930-01-720	EA MOTOR, SCS 030 0004
	103930 01-721	EA GASKET O-RING #12, SCS 045 0062
	103930-04-000	EA CONTROL PLENUM SET
	072342-04 000	EA CONDENSER ASM W/O FANS, ARA 0519377
	072342-04-700	EA HOSE-DISCHARGE, ARA 0986306
	072342-04-701	EA COIL-CONDENSER, ARA 0519384
	072343-06-000	EA COMPRESSOR-CLUTCH, REAR DISCHARGE - SANKYO - ARA 0529174
	072343-08-000	EA COMPRESSOR/CLUTCH - 460 EFI, TOP DISCHARGE - ARA# 0520039
	096814-02-000	EA MOUNT & DRIVE PACKAGE, A/C COMPRESSOR - 460 EFI
	072878 01-000	EA INSULATION-SOUND BARRIER PAD, 20 25" X 40 19"
	074026-01-000	EA MOUNT PACKAGE A/C COMPRESSOR, 6 2DISEL
	077075 01-000	EA GASKET-INSTRUMENT PANEL TO DEFROSTER PLENUM - 6" X 11 3"
	077075-03-000	EA GASKET-INSTRUMENT PANEL TO DEFROSTER PLENUM
	085000-01-000	EA SHIELD-A/C, 6 8" X 3 1" - STEEL
	088753 01 000	FT TUBE-ALUMINIZED STEEL, 5/8" - 18 GAUGE
	103016 01 000	EA PLENUM-TRANSITION
	103017-01-000	EA PLENUM-DEFROSTER
	103558-01-01A	EA VENT-DEFROSTER, OFF WHITE
	103736-01-01A	EA LOUVER ASM-A/C CARY PROD BLACK
	072342-04-000	EA CONDENSER ASM W/O FANS, ARA 0519377
	072341-01-716	EA VALVE-DISCHARGE, 1/2" O RING - ARA 0540325
	072342 03-701	EA RECEIVER-DRIER, ARA 1273235
	094831-01-724	EA O-RING - #4, MOTIVAIR/SCS ZGG14561
	074013-02-716	EA VALVE SERVICE, ARA 0058337
	096815 01-702	EA O-RING, #8 - ARA 0059606
	056402 05-000	EA BRACKET-HEATER VENT, ROUND - W/BEND - BLACK
	094831-08-000	EA WIRE ASSEMBLY-AC COMPRESSOR ADAPTER - SCS 036 0054
	088227-02-701	EA BRACKET-BOWDEN CABLE MOUNTING, ARA 0409417
	094831-01-709	EA CLAMPS-ROD, 3/16" - MOTIVAIR/SCS ZGG14431
	094831-01-724	EA O-RING - #4, MOTIVAIR/SCS ZGG14561
	103930-01-704	EA COIL EVAPORATOR 041-0017
	103930 02-708	EA MOTOR-VACUUM SERVO, A/C - SCS 030-0002
	094831-01-709	EA CLAMPS-ROD, 3/16" - MOTIVAIR/SCS ZGG14431
	103930-02-700	EA PANEL-CONTROL, SCS 032-0018
	103930-02-701	EA VALVE-CONTROL HEAD, SCS 034-0015
	103930-02-702	EA DECAL-WINNEBAGO "N", SCS 058-0008
	103930-02-703	EA HARNESS-WIRE CONTROL, SCS 036 0048
	103930-02-704	EA HARNESS-VACUUM CONTROL, SCS 036-0049
	103930 02-705	EA CABLE CONTROL, BOWDEN - SCS 074-0011
		SHEATH LENGTH IS 84 1/4" - CABLE LENGTH IS 89" LONG
	103930-02-706	EA CLIP-CABLE, CONTROL - SCS 022-0017
	103930 02-707	EA RELAY, SCS 031-0001
	103930-02-708	EA MOTOR-VACUUM SERVO, A/C - SCS 030-0002
	103930-02-710	EA CANISTER-VACUUM, SCS 054-0002
	103930-02-711	EA VALVE-WATER, SCS 034-00114
	103930-05-000	EA MANUAL-OWNERS, HEATER-A/C - SCS 057-0049

1993 WCF23RC INDEX

FLOOR PLAN	A-07	A-08
ACCESSORIES		A-09
AUDIO VIDEO	A-10	A-12
BATH	A-13	A-14
BEDROOM	A-15	A-16
CHASSIS	A-17	B-03
CURTAIN & CUSHION	B-04	B-12
DINETTE	B-13	B-14
DRIVERS COMPARTMENT	B-15	B-19
ELECTRICAL	B-20	C-02
EXTERIOR BODY	C-03	C-10
GALLEY	C-11	C-15
GENERATOR	C-16	C-17
HEATING & A/C	C-18	C-22
INTERIOR FINISH	C-23	D-02
LABELS	D-03	D-11
LP		D-12
SEALANTS & FASTENERS	D-13	D-16
WATER & SEWAGE	D-17	D-22
WINDOW, VENT AND		
EXTERIOR DOOR	D-23	E-14
WINDSHIELD/WIPER	E-15	E-16

HEATING & AIR CONDITIONING GROUP (CONTINUED)
13,500 BTU COLEMAN ROOF A/C

HEATING & AIR CONDITIONING GROUP (CONTINUED)
ROOF A/C-13,500 BTU - EUROPEAN

**1993 WINNEBAGO
TABLE OF CONTENTS**

INTRODUCTION	A 01 -	A 02
ABBREVIATIONS		A 03
ALPHABETICAL INDEX	A 04 -	A-08
WCF23RC	A 07 -	E-16
WCF31RO	E-17 -	J-18

KEY	PART NUMBER	U/M DESCRIPTION
	108889 01-01A	EA A/C-ROOF, 13,500 TSR HO IVORY - COLEMAN 7333 887
	091225-01-707	EA START RELAY, COLEMAN# 1497-4131
	091225 01-710	EA START CAPACITOR, COLEMAN# 1497 0881
	093306-01-701	EA DECAL PKG, LEFT & RIGHT - COLEMAN 6798R3591
	093306-01-712	EA COMPRESSOR, COLEMAN 6707C357B
	105620 01-704	EA COMPRESSOR, RH & LH - COLEMAN 1450 2000
	105620-01-706	EA FOOT PKG COMPRESSOR, 3 PER PKG - COLEMAN 6759-3081
	108889-01-700	EA SHROUD (GREY/GREY) LESS LOGO - 6759 6421
	063903 01-700	EA SHROUD (IVORY/IVORY) LESS/LOGO - 6759 4601
	108889-01-702	EA SHROUD (BUFF/BUFF) LESS LOGO - 6759 6411
	108889-01-703	EA CONDENSER COIL - 1452A1301
	108889-01-704	EA OVERLOAD (MRA#98693) - 8749-3541
	108889-01-705	EA MOTOR (115, 60HZ) - 1468 3049
	108889 01-706	EA IMPELLOR - 1472-1041
	108889-01-707	EA RUN CAPACITOR (COMP-25MFD/370) - 1499 5661
	108889 01-708	EA FAN CAPACITOR (7 5MFD 370U) - 1499-5461
	108889 01-709	EA EVAPORATOR COIL - 1452-1311
	108889-01-710	EA FILLER PAD-COND AIR SEAL - 6759A3971
	108889 01-711	EA GASKET PKG - 6792-3301
	108889-01-712	EA SUCTION LINE REDUCER (3/8 X 1/2) - 1215 2161
	108889-01-713	EA SUCTION LINE (3/8OD X .032 WALL) - 6792 130
	108889 01-714	EA DISCHARGE LINE ASSY - 6792-531
	108889-01-715	EA MOTOR MOUNT & SHAFT SEAL KIT - 6792-3361
	102289 01-000	EA SPRING SCREW, ROOF A/C GASKET - COLEMAN 6757-150

CEILING ASSEMBLY 13500 BTU A/C

KEY	PART NUMBER	U/M DESCRIPTION
	108891-01 01A	EA CEILING ASM-A/C COOL TSR HO - COLEMAN 7330-714 IV
	042204-01-709	EA THERMOSTAT-IN 64 OUT 58, COLEMAN# 6701 3401
	063903-01-702	EA LOUVER COLEMAN# 6703A5191
	073742-01-701	EA SELECTOR SWITCH (5 TERMINAL), COLEMAN# 6759-3251
	073742-01-702	EA DECAL COOL ONLY, COLEMAN# 6759C3431
	076303-01-707	EA FILTER - 6" X 14 3/4" X 1/2", 12 PER PKG - COLEMAN 6703A3151
	081606 01-712	EA CEILING SHROUD (IVORY), COLEMAN# 6769 5061
	091225-01-713	EA KNOB (2 PER PACKAGE), COLEMAN# 6701-3351
	091225 01-717	EA DECAL (THERMOSTAT) COOL ONLY, COLEMAN# 6799A3441
	093766-02-701	EA DECAL-LEFT SIDE COLEMAN #6799 3971
	108891-01-700	EA SINGLE PARTS PKG (KNOBS & NUTS) 6792-5991
	108891-01-701	EA RETAINER CLIPS F/FILTER (6PER) 6799-3141

KEY	PART NUMBER	U/M DESCRIPTION
	092440-01-000	EA A/C ROOF, 13,500 BTU - 220V - 50HZ - COLEMAN# 6713C750 FROM 00-00-00 THRU 08-31-92
	092441-01-000	EA CEILING ASM A/C, 220V - 50HZ - COLEMAN# 6712ET16 FROM 00-00-00 THRU 08-31-92
	108889 02 01A	EA A/C-ROOF, 13,500 TSR 220 IVORY - COLEMAN 7373-597 FROM 09-01-92 THRU 99-99-99
	108891 01-01A	EA CEILING ASM A/C COOL TSR HO - COLEMAN 7330-714 IV FROM 09-01-92 THRU 99-99-99
	042204-01-709	EA THERMOSTAT IN 64 OUT 58, COLEMAN# 6701-3401 FROM 09-01-92 THRU 99-99-99
	063903-01-702	EA LOUVER-COLEMAN# 6703A5191 FROM 09-01-92 THRU 99-99-99
	073742 01-701	EA SELECTOR SWITCH (5 TERMINAL), COLEMAN# 6759-3251 FROM 09-01-92 THRU 99-99-99
	073742-01-702	EA DECAL COOL ONLY, COLEMAN# 6759C3431 FROM 09-01-92 THRU 99-99-99
	076303-01-707	EA FILTER - 6" X 14 3/4" X 1/2", 12 PER PKG - COLEMAN 6703A3151 FROM 09-01-92 THRU 99-99-99
	081606-01-712	EA CEILING SHROUD (IVORY), COLEMAN# 6769-5061 FROM 09-01-92 THRU 99-99-99
	091225-01-713	EA KNOB (2 PER PACKAGE), COLEMAN# 6701-3351 FROM 09-01-92 THRU 99-99-99
	091225-01-717	EA DECAL (THERMOSTAT) COOL ONLY, COLEMAN# 6799A3441 FROM 09-01-92 THRU 99-99-99
	093766-02-701	EA DECAL-LEFT SIDE, COLEMAN #6799-3971 FROM 09-01-92 THRU 99-99-99
	108891-01-700	EA SINGLE PARTS PKG (KNOBS & NUTS), 6792-5991 FROM 09-01-92 THRU 99-99-99
	108891-01-701	EA RETAINER CLIPS F/FILTER (6 PER), 6799 3141 FROM 09-01-92 THRU 99-99-99

ROOF A/C COVER

KEY	PART NUMBER	U/M DESCRIPTION
	092633 02-02A	EA COVER BLANK, ROOF A/C - 5 1" X 5 1" - PLASTIC - OFF WHITE FROM 00-00-00 THRU 10-04-92
	084077-03 000	EA COVER-BLANK, ROOF A/C - 5 2" X 3 5" - IVORY FROM 00-00-00 THRU 10-04-92
	092633-01-02A	EA FRAME-PLATE, ROOF A/C - 5 7" X 3 9" - PLASTIC - OFF WHITE FROM 00-00-00 THRU 10-04-92
	092633-02-02A	EA COVER-BLANK, ROOF A/C - 5 1" X 5 1" - PLASTIC - OFF WHITE FROM 10-05-92 THRU 99-99-99

1993 WCF23RC INDEX

FLOOR PLAN	A-07 -	A 08
ACCESSORIES		A-09
AUDIO VIDEO	A-10 -	A-12
BATH	A 13 -	A 14
BEDROOM	A-15 -	A-16
CHASSIS	A-17 -	B-03
CURTAIN & CUSHION	B-04 -	B-12
DINETTE	B-13 -	B-14
DRIVERS COMPARTMENT	B-15 -	B-19
ELECTRICAL	B-20 -	C-02
EXTERIOR BCDY	C-03 -	C-10
GALLEY	C-11 -	C-15
GENERATOR	C-16 -	C-17
HEATING & A/C	C-18 -	C-22
INTERIOR FINISH	C-23 -	D-02
LABELS	D-03 -	D-11
LP		D-12
SEALANTS & FASTENERS	D-13 -	D-16
WATER & SEWAGE	D-17 -	D-22
WINDOW, VENT AND		
EXTERIOR DOOR	D-23 -	E-14
WINDSHIELD/WIPER	E-15 -	E-16

INTERIOR FINISH GROUP

MOLDINGS

KEY	PART NUMBER	U/M	DESCRIPTION
	009767-12-000	FT	MOLDING-SIDEWALL TO CEILING/CABINET - WELTING - OFF WHITE
	009809-23 000	EA	MOLDING-CORNER, OUTSIDE - 1" - PLASTIC - IVORY
	009809-24 000	EA	MOLDING CORNER, OUTSIDE - 1" - PLASTIC - THOR PECAN
	009812-24-000	EA	MOLDING-PLASTIC, OUTSIDE CORNER - 50" - IVORY
	009812-25 000	EA	MOLDING CORNER, OUTSIDE - 5" - PLASTIC - PECAN
	022922-11-000	FT	MOLDING-REVERSE COVE, T SHAPED - VINYL - IVORY
	076325-37-000	FT	MOLDING-EDGE BAND, 1136 - 1.5/16 X .030 X 600
	076325-38 000	FT	MOLDING-EDGE BAND, 1136 - .875 X .024 X 600
	083620 07-000	FT	MOLDING-T, END CAP EDGE - W/EDGE LIPS - .75" - THOR PECAN
	092331-D2-134	EA	MOLDING-VINYL WRAPPED, .7" X 1 57" X 84" - WOODGRAIN
	092331-F2-1J4	EA	MOLDING-VINYL WRAPPED, 7" X 2 5" X 7" - WOODGRAIN
	092331-H2-438	EA	MOLDING-VINYL WRAPPED, 7" X 3 5" X 96" - WOODGRAIN
	100659-01-B05	EA	MOLDING-TRIM, VINYL FLOOR
	100818-01-01A	EA	MOLDING-VINYL WRAPPED, 1 65" X 4" X 7" - REGAL OAK
	100819-01-01A	EA	MOLDING-VINYL WRAPPED, L-SHAPED - 1 5" X 1 5" X 7" - OAK
	104876-01-01A	FT	T-MOLDING, 5/16" RIGID
	105004-01 01A	EA	MOLDING-VINYL WRAP
	105709 01-000	FT	T-MOLDING-1", MODERN IVORY

U-CHANNEL, TRIM & LUMBER

KEY	PART NUMBER	U/M	DESCRIPTION
	070504-18 000	FT	U-CHANNEL PLASTIC, 065" WIDE - IVORY - INCREMENTS OF 8'
	070504 20-000	FT	U CHANNEL-PLASTIC, 815" WIDE - THOR PECAN - INCREMENTS OF 8'
	070504-22-000	FT	U CHANNEL-PLASTIC, 735" WIDE - THOR PECAN - INCREMENTS OF 8' FROM 00 00-00 THRU 06-26 92
	072368 02-000	EA	TRIM-VINYL, EDGE - BLACK - GM 14004305
	085746-01-000	FT	TRIM-J, CARPET - 1 2" X 5" ANGLE - 10' LONG - PVC - BEIGE
	093873-01-01A	EA	TRIM-CARPET, L-ANGLE - 1 1" X 1 3" X 12' - VINYL - GRAY
	092330 D2-438	EA	LUMBER-VINYL WRAPPED, 7" X 1 5" X 9" - WOODGRAIN
	092330 03 000	EA	LUMBER-VINYL WRAPPED 2" X 96" - WOODGRAIN
	092330-05-000	EA	LUMBER-VINYL WRAPPED

SMOKE DETECTOR, FIRE EXTINGUISHER & CLOCK

KEY	PART NUMBER	U/M	DESCRIPTION
	072852 01-000	EA	DETECTOR-SMOKE, W/9 VOLT BATTERY
	072852-02-000	EA	DETECTOR-SMOKE, W/9 VOLT BATTERY - CANADIAN
	094499 01-000	EA	EXTINGUISHER-FIRE, DRY W/MOUNTING BRACKET - 10 BC
	094499-01-700	EA	BRACKET-MOUNTING, W/PLASTIC STRAP - FIRE EXTINGUISHER
	094499-02-000	EA	EXTINGUISHER-FIRE, DRY - 1A10BC - CANADIAN
	101333-01-000	EA	BACKPLATE-CLOCK, 6" X 6" - PLASTIC - BLACK FROM 00 00-00 THRU 04-18-93
	104764-01-01A	EA	CLOCK-WALL, SPARTUS 5616-42 FROM 00 00 00 THRU 04-18-93
	100793-02-01A	EA	CLOCK WALL, 11" DIAMETER - BOLDEN 9988 FROM 04-19 93 THRU 99 99 99

ANTISLIP & FLOOR MATS

KEY	PART NUMBER	U/M	DESCRIPTION
	091261-01-000	FT	SLIPNOT-ANTISLIP, 1' WIDE (100' ROLL)
	105924-01-D09	EA	MAT-FLOOR 18 X 27
	105924-01-D10	EA	MAT-FLOOR 18 X 27
	105924-01-D11	EA	MAT-FLOOR 18 X 27

INTERIOR FINISH GROUP (CONTINUED)

BATT STRIP

KEY	PART NUMBER	U/M	DESCRIPTION
	085284 62-000	FT	BATT STRIP-DECORATIVE, PLAIN - ADHESIVE BACKED (MAIN WALL)
	085284 63 000	FT	BATT STRIP DECORATIVE, W/FLOWERS - ADHESIVE BACKED (BATH & GALLEY)
	085284-66 000	FT	BATT STRIP-WOODGRAIN, ADHESIVE BACKED - FOREST OAK
	088263-78 000	EA	BATT STRIP-SHOWER, P" - OFF WHITE
	088263-74 000	EA	BATT STRIP-DECORATIVE, PLAIN - 8' LONG (MAIN WALL)
	088263-75 000	EA	BATT STRIP-DECORATIVE, W/FLOWERS - 8' LONG (BATH & GALLEY)
	069733 79 000	EA	BATT STRIP-WOODGRAIN, 8' - FOREST OAK
	086229 01 000	EA	RETAINER-BATTEN, CEILING - .75" WIDE - 7.6'
	086229 04 000	EA	BATTEN-CEILING, 1" WIDE - IVORY - 7.6'

PANELING & PLYWOOD

KEY	PART NUMBER	U/M	DESCRIPTION
	074497 20 000	SF	PANELING-WOODGRAIN, 4' X 8' - INCREMENTS OF 32 SF
	088272-98 000	SF	PANELING-SHOWER, OFF WHITE - 4' X 7' - INCREMENTS OF 28 SQ FT
	088272 94 000	SF	PANELING-DECORATIVE, PLAIN - 4' X 7' - INCREMENTS OF 28 SF (MAIN WALL)
	088272-95 000	SF	PANELING-DECORATIVE, W/FLOWERS - 4' X 7' - INCREMENTS OF 28 SF (BATH & GALLEY)
	089351-03 000	YD	VINYL-CEILING, DIAMOND DESIGN - 54" WIDE
	095688-01 000	SF	VENEER-FLAT LUANA 48 X 96
	083618 02-000	SF	PLYWOOD OAK, 1 SIDE FINISHED - 3/16" X 4' X 8' INCREMENTS OF 32 SF
	089297 01-000	SF	PLYWOOD-LUAN, OVERLAY GRADE - 4' X 8' - INCREMENTS OF 32 SF
	098531 01-000	SF	PLYWOOD-RED OAK, 1/2"

LAMINATE PLASTIC & INSULATION

KEY	PART NUMBER	U/M	DESCRIPTION
	074498 46 000	SF	LAMINATE-PLASTIC, 5' X 8' INCREMENTS OF 40 SF
	065747-01-000	SF	INSULATION-MICROFOAM, 5"

CARPET

KEY	PART NUMBER	U/M	DESCRIPTION
	047034 02-000	SF	PLASTIC-CARPET, 4' WIDE - CLEAR POLY
	075233-01-000	SY	PAD-CARPET, 3/8" X 6' ROLL
	093436-01-000	SY	CARPET-COMPARTMENT, 54" WIDE - DARK GRAY
	096030-47 000	SY	CARPET - 12' ROLL, INCREMENTS OF 4 SY (D09)
	096030-41 000	SY	CARPET - 12' ROLL, INCREMENTS OF 4 SY (D10)
	096030-42-000	SY	CARPET - 12' ROLL, INCREMENTS OF 4 SY (D11)

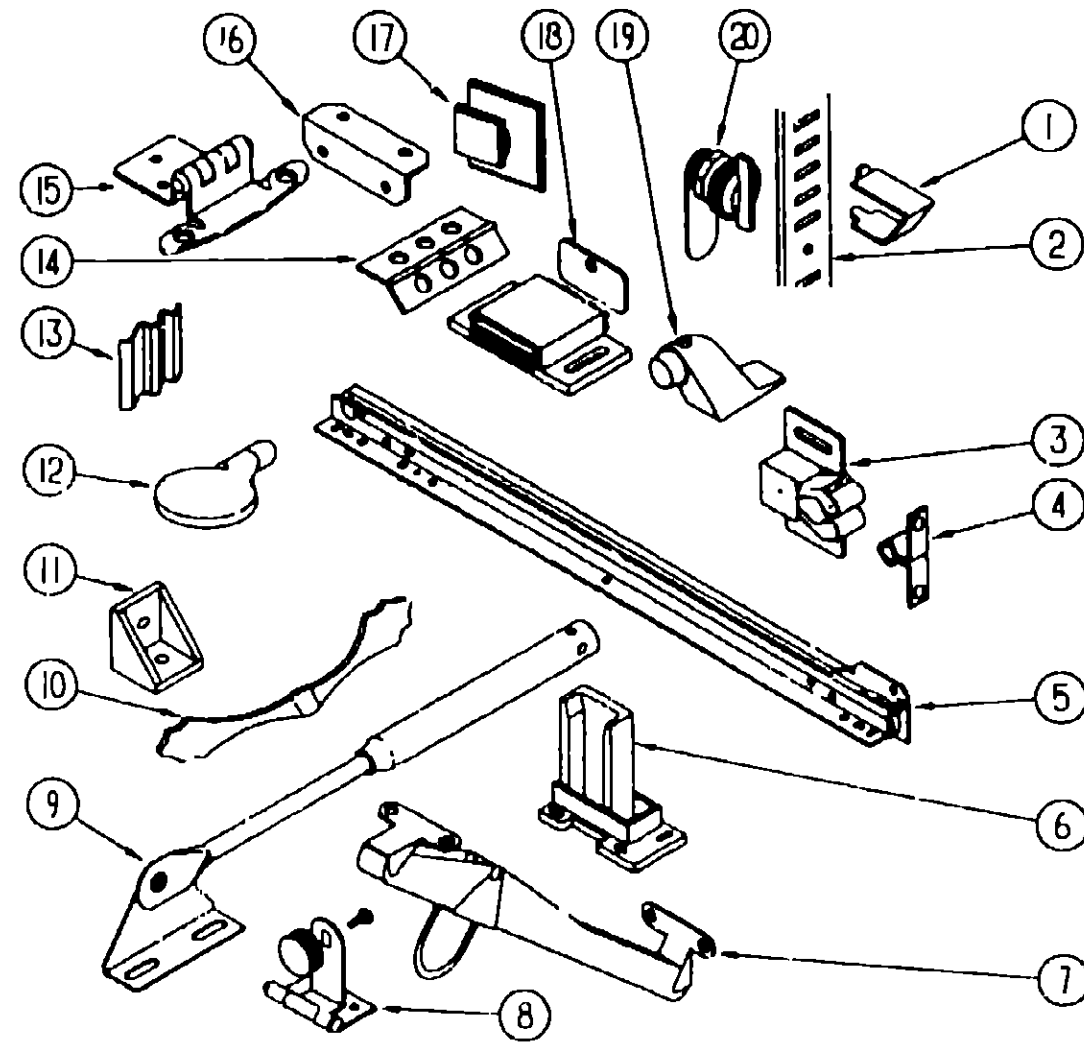
**1993 WINNEBAGO
TABLE OF CONTENTS**

INTRODUCTION	A-01	A-02
ABBREVIATIONS		A-03
ALPHABETICAL INDEX	A-04	A-08
WCF23RC	A-07	E-18
WCF31RQ	E-17	J-18

1993 WCF23RC INDEX

FLOOR PLAN	A-07	A-08
ACCESSORIES		A-09
AUDIO VIDEO	A-10	A-12
BATH	A-13	A-14
BEDROOM	A-15	A-16
CHASSIS	A-17	B-03
CURTAIN & CUSHION	B-04	B-12
DINETTE	B-13	B-14
DRIVERS COMPARTMENT	B-15	B-19
ELECTRICAL	B-20	C-02
EXTERIOR BODY	C-03	C-10
GALLEY	C-11	C-15
GENERATOR	C-16	C-17
HEATING & A/C	C-18	C-22
INTERIOR FINISH	C-23	D-02
LABELS	D-03	D-11
LP		D-12
SEALANTS & FASTENERS	D-13	D-16
WATER & SEWAGE	D-17	D-22
WINDOW, VENT AND		
EXTERIOR DOOR	D-23	E-14
WINDSHIELD/WIPER	E-15	E-16

INTERIOR FINISH GROUP (CONTINUED)
CABINET HARDWARE



KEY	PART NUMBER	U/M	DESCRIPTION
1	098979-01-000	EA	CLIP-ADJUSTABLE SHELF
2	098980-02-000	EA	PILASTER-ADJUSTABLE SHELF, 12" LONG
2	098980-01-000	EA	PILASTER-ADJUSTABLE SHELF, 18" LONG
3	093586-03-000	EA	CATCH-SPRING, ROLLER
4	093586-04-000	EA	STRIKE-SPRING STEEL
5	106913-05-000	EA	SLIDE-DRAWER, CABINET - LEFT SIDE - 18"
5	106913-06-000	EA	SLIDE-DRAWER, CABINET - RIGHT SIDE - 18"
5	106913-07-000	EA	SLIDE-DRAWER, DRAWER MOUNT - LEFT SIDE - 18"
5	106913-08-000	EA	SLIDE-DRAWER, DRAWER MOUNT - RIGHT SIDE - 18"
5	106913-17-000	EA	SLIDE-DRAWER, 22" - LEFT
5	106913-18-000	EA	SLIDE-DRAWER, 22" - RIGHT
5	106913-19-000	EA	SLIDE-DRAWER, 22" - LEFT DRAWER
5	106913-20-000	EA	SLIDE-DRAWER, 22" - RIGHT DRAWER
6	107030-01-000	EA	BACKSOCKET-ADJUSTABLE, LEFT
5	107030-02-000	EA	BACKSOCKET-ADJUSTABLE, RIGHT
7	104181-01-01A	EA	SUPPORT-LEAF, 5 3" - EXTENDS TO 7 5" - SAFETY RING - METAL
8	100711-01-01A	EA	HINGE-DOOR, GLASS
	100707-01-000	EA	SPACER-DOOR, GLASS - 8" DIA. - 3" HOLE - PLASTIC
	101272-01-000	EA	CATCH-DOOR GLASS
9	074493-02-000	EA	SUPPORT-PISTON SPRING, CABINET DOOR
10	107435-01-000	EA	PULL-CABINET, BRASS
11	065740-01-000	EA	BRACE-CABINET CORNER, PLASTIC
12	101766-01-000	EA	PIN-SUPPORT, GLASS DOOR
13	105037-02-000	EA	FASTENER-WOOD, CORNER - METAL - 5" X 6"
14	009059-01-000	EA	HINGE-DOOR, 2" X 1 4" - BRASS
14	009059-02-000	EA	HINGE-DOOR, 2" X 2 7" - BRASS
14	009063-01-000	EA	HINGE-CONTINUOUS, 1 1/2" X 72" - UNPAINTED
15	108138-01-000	EA	HINGE CABINET DOOR, BURNISHED BRASS
16	016604-01-000	EA	BRACE-CABINET, ANGLE - 2 5" - METAL - UNPAINTED
16	016604-03-000	EA	BRACE-CABINET, ANGLE - 2 5" - METAL - BEIGE
16	016604-05-000	EA	BRACE-CABINET, L ANGLE - 2 5" - METAL - OFF WHITE
17	102327-01-01A	EA	PULL-MIRROR, SQUARE
18	088254-01-000	EA	CATCH MAGNETIC 1 8" X 7"
19	103257-01-000	EA	STOP DOOR
20	100710-01-01A	EA	LOCK-GLASS DOOR TWIST TYPE - BRASS
	000613-06-10G	EA	SCREW
	004354-01-000	EA	BUMPER RUBBER, 5" DIA - BROWN
	023320-01-000	EA	PAD-FELT, 3/8" DIAMETER - BROWN
	042541-04-000	EA	LATCH BRASS, W/O STRIKE - HASP TYPE - BRASS
	094658-01-Y12	EA	HANDIE BUNK, 2" X 27" WOOD - OAK
	102827-01-000	EA	SLIDE-DRAWER, TRI ROLLER

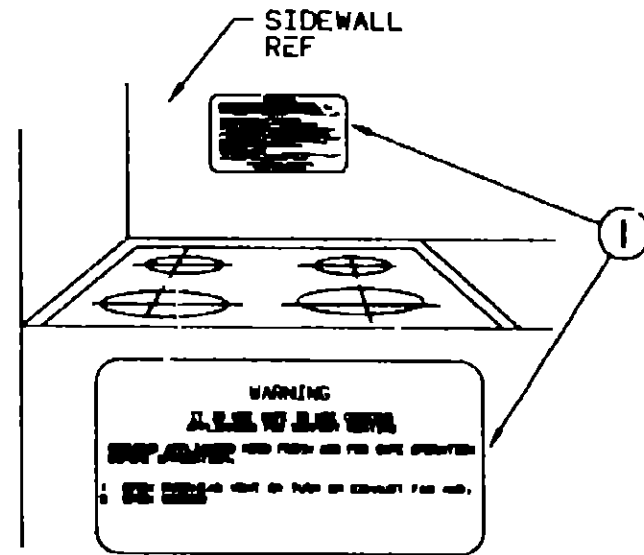
1993 WINNEBAGO
TABLE OF CONTENTS

INTRODUCTION	A-01	A-02
ABBREVIATIONS		A-03
ALPHABETICAL INDEX	A-04	A-06
WCF23RC	A-07	E-16
WCF31RQ	E-17	J-18

1993 WCF23RC INDEX

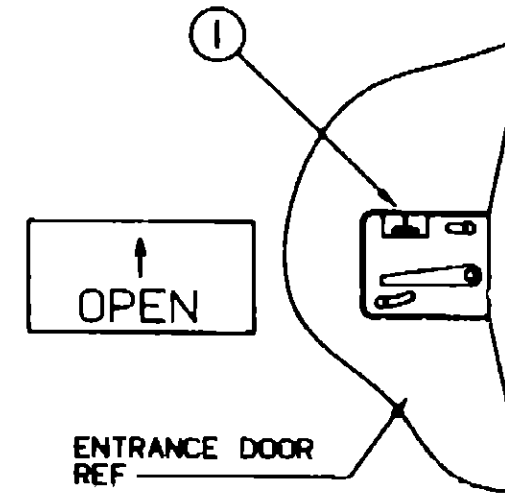
FLOOR PLAN	A-07	A-08
ACCESSORIES		A-09
AUDIO VIDEO	A-10	A-12
BATH	A-13	A-14
BEDROOM	A-15	A-16
CHASSIS	A-17	B-03
CURTAIN & CUSHION	B-04	B-12
DINETTE	B-13	B-14
DRIVERS COMPARTMENT	B-15	B-19
ELECTRICAL	B-20	C-02
EXTERIOR BODY	C-03	C-10
GALLEY	C-11	C-15
GENERATOR	C-16	C-17
HEATING & A/C	C-18	C-22
INTERIOR FINISH	C-23	D-02
LABELS	D-03	D-11
LP		D-12
SEALANTS & FASTENERS	D-13	D-16
WATER & SEWAGE	D-17	D-22
WINDOW, VENT AND		
EXTERIOR DOOR	D-23	E-14
WINDSHIELD/WIPEH	E-15	E-16

LABELS GROUP



KEY	PART NUMBER	U/M DESCRIPTION
1	050225 01 000	EA LABEL WARNING STOVE VENT - US
1	050222 01 000	EA LABEL-WARNING, STOVE VENT - CANADIAN

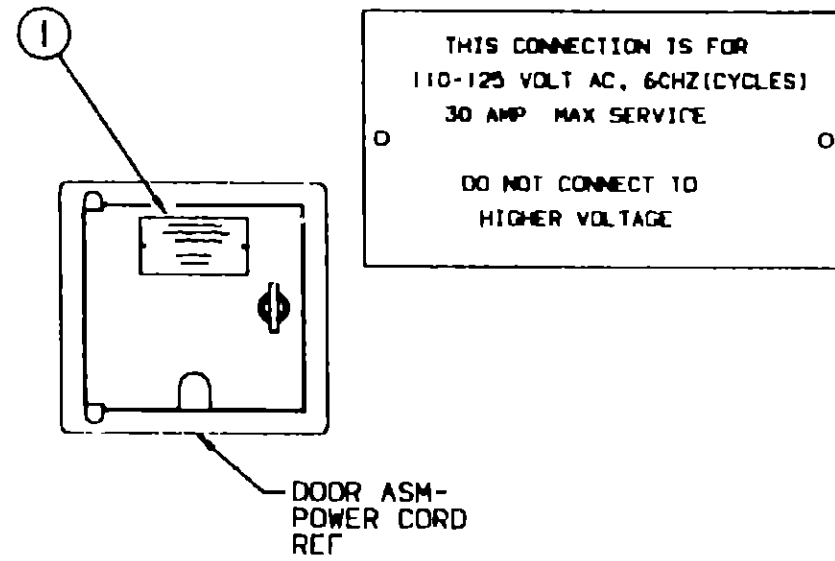
LABELS GROUP (CONTINUED)



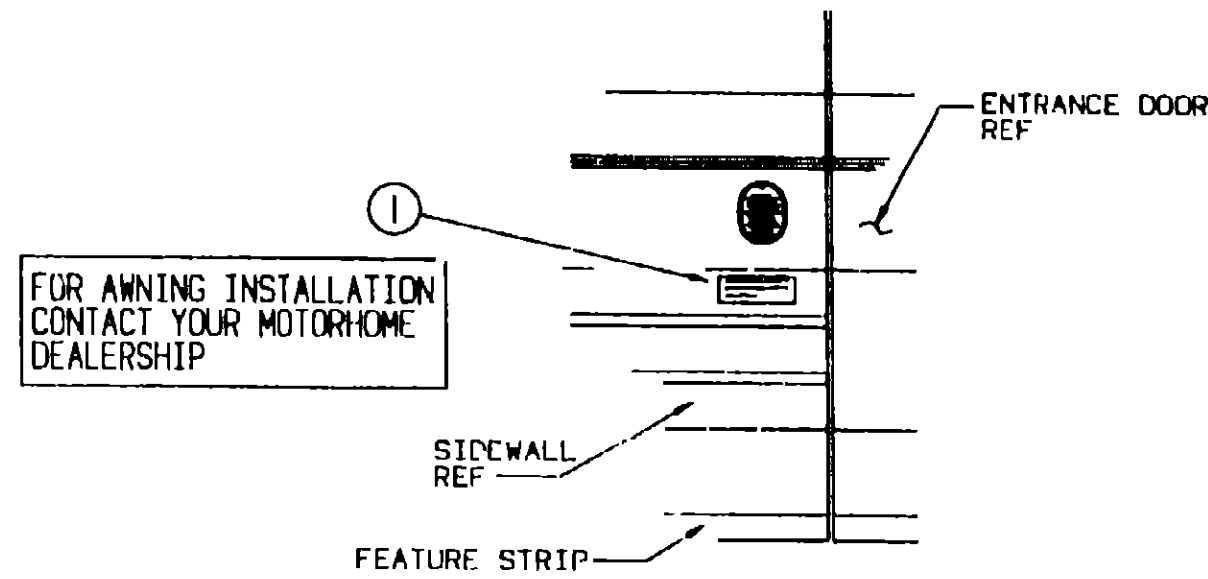
KEY	PART NUMBER	U/M DESCRIPTION
1	040944-01 000	EA LABEL-ENTRANCE DOOR, "OPEN"

**1993 WINNEBAGO
TABLE OF CONTENTS**

INTRODUCTION	A-01 - A-02
ABBREVIATIONS	A-03
ALPHABETICAL INDEX	A-04 - A-06
WCF23RC	A-07 - E-16
WCF31RQ	E-17 - J-18



KEY	PART NUMBER	U/M DESCRIPTION
1	006062 01-000	EA TAG-ELECTRIC, 110V CONNECTION

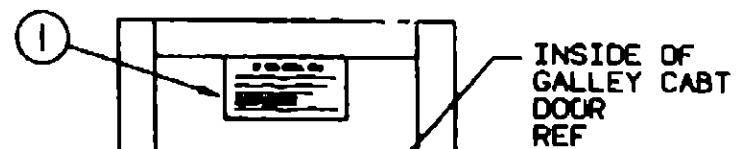


KEY	PART NUMBER	U/M DESCRIPTION
1	092509 01 000	EA LABEL AWNING INSTALLATION

1993 WCF23RC INDEX

FLOOR PLAN	A-07 - A-08
ACCESSORIES	A-09
AUDIO VIDEO	A-10 - A-12
BATH	A-13 - A-14
BEDROOM	A-15 - A-16
CHASSIS	A-17 - B-03
CURTAIN & CUSHION	B-04 - B-12
DINETTE	B-13 - B-14
DRIVERS COMPARTMENT	B-15 - B-19
ELECTRICAL	B-20 - C-02
EXTERIOR BODY	C-03 - C-10
GALLEY	C-11 - C-15
GENERATOR	C-16 - C-17
HEATING & A/C	C-18 - C-22
INTERIOR FINISH	C-23 - D-02
LABELS	D-03 - D-11
LP	D-12
SEALANTS & FASTENERS	D-13 - D-16
WATER & SEWAGE	D-17 - D-22
WINDOW, VENT AND EXTERIOR DOOR	D-23 - E-14
WINDSHIELD/WIPER	E-15 - E-16

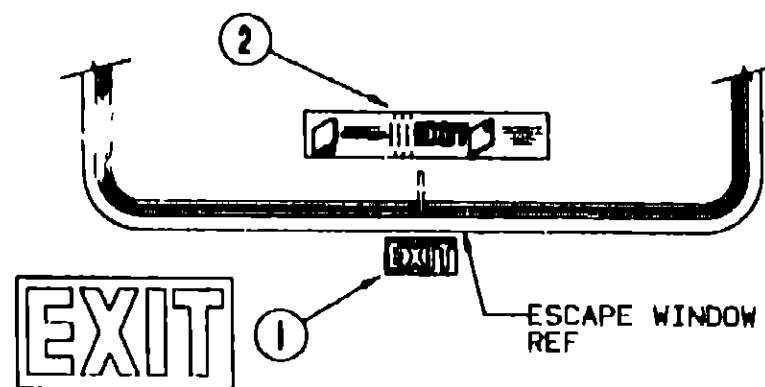
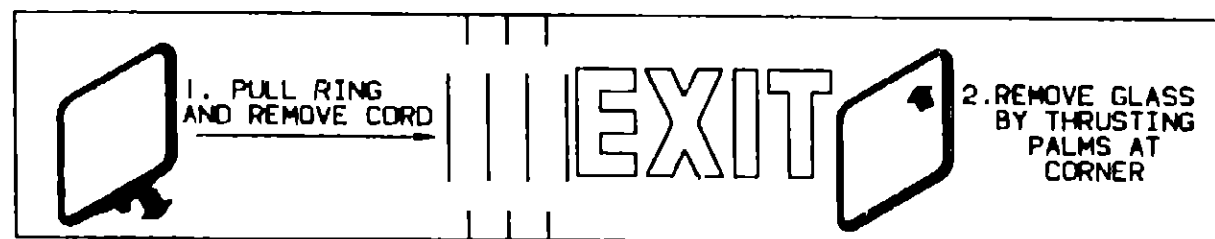
LABELS GROUP (CONTINUED)



IF YOU SMELL GAS

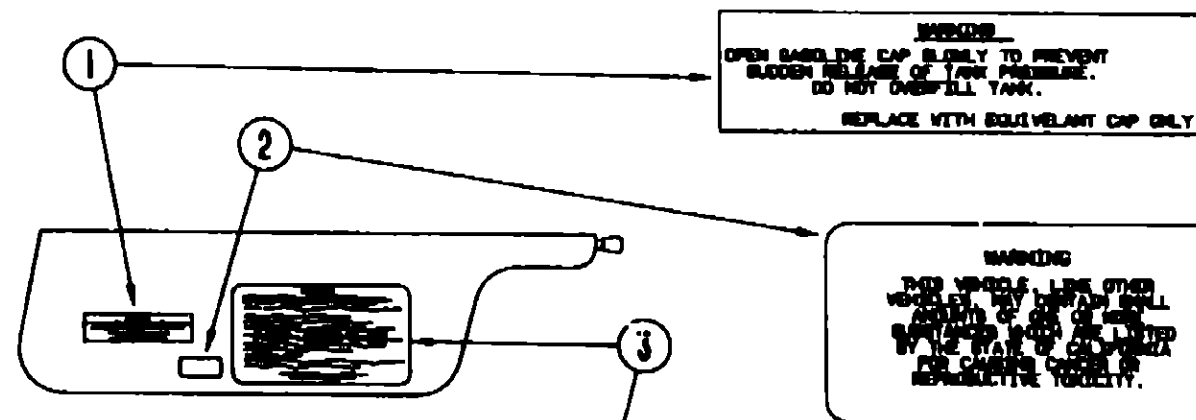
1. EXTINGUISH ANY OPEN FLAME, PILOT LIGHTS AND ALL SMOKING MATERIALS.
2. SHUT OFF THE GAS SUPPLY AT THE TANK VALVE (OR GAS SUPPLY CONNECTION).
3. OPEN DOORS AND OTHER VENTILATION OPENINGS.
4. DO NOT TOUCH ELECTRICAL SWITCHES.
5. LEAVE THE AREA UNTIL DOOR CLEARS.
6. HAVE THE GAS SYSTEM CHECKED AND LEAKAGE SOURCE CORRECTED BEFORE USING ABOARD.

KEY	PART NUMBER	U/M DESCRIPTION
1	073998-01-000	EA LABEL LPG ODOR WARNING



KEY	PART NUMBER	U/M DESCRIPTION
1	039290 01-000	EA LABEL-WARNING, EXIT
2	107571 01-000	EA LABEL-ESCAPE EXIT, WINDOW

LABELS GROUP (CONTINUED)



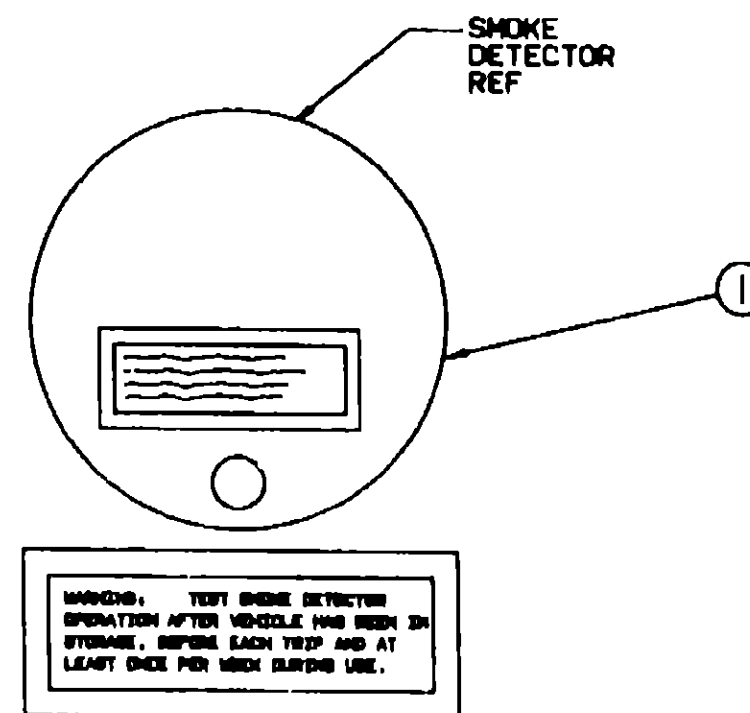
CAUTION

THIS MOTOR HOME HAS BEEN DESIGNED, MANUFACTURED AND TESTED WITH CONCERN FOR THE PROTECTION OF IT'S OCCUPANTS. WE RECOMMEND YOU PERFORM THE FOLLOWING INSPECTIONS FOR YOUR SAFETY AND THE SAFETY OF YOUR PASSENGERS BEFORE STARTING YOUR VEHICLE.

1. LP GAS SYSTEM- TURN OFF AT TANK FOR TRAVELING TEST FOR LEAKS UPON ARRIVAL AT DESTINATION BEFORE LIGHTING PILOTS.
2. WHEELS- INSPECT FOR DAMAGE AND CHECK LUB NUTS FOR TIGHTNESS.
3. TIRES- INSPECT FOR WEAR AND DAMAGE AND CHECK FOR RECOMMENDED AIR PRESSURE.
4. LIGHTING- TEST FOR PROPER OPERATION OF ALL INTERIOR AND EXTERIOR LIGHTS INCLUDING DASH LIGHTS, HEADLIGHTS, TAIL LIGHTS, BRAKE LIGHTS, CLEARANCE LIGHTS AND TURN SIGNALS.
5. EXITS- INSPECT RELEASE MECHANISM ON EMERGENCY EXIT WINDOW. TEST BOTH LOCKS ON MAIN ENTRANCE DOOR FOR EASE OF OPERATION AND INSTRUCT PASSENGERS HOW TO USE BOTH MEANS OF EXIT.
6. SEAT BELTS- DIRECT PASSENGERS TO DESIGNATED SEATS AND REASSURE USE OF SEAT BELTS.
7. APPLIANCES- TURN OFF AND LATCH OR LOCK DOORS WHERE PROVIDED.
8. LOOSE PARCELS- STORE SECURELY.
9. UTILITY SUPPLY LINES- DISCONNECT ALL ELECTRIC, SEWER AND WATER LINES AND SECURE PROPERLY.
10. ENTRANCE DOOR STEP- PLACE IN RETRACTED POSITION FOR TRAVELING.

READ YOUR MOTOR HOME AND CHASSIS OWNER'S MANUAL FOR FURTHER PRECAUTIONS

KEY	PART NUMBER	U/M DESCRIPTION
1	087207-05 000	EA LABEL-FUEL CAP REMOVAL
2	099689 01-000	EA LABEL-WARNING, CANCER/TOXICITY
3	056259-01-000	EA LABEL-SAFETY CHECK LIST



KEY	PART NUMBER	U/M DESCRIPTION
1	077956 01 000	EA LABEL-WARNING, SMOKE DETECTOR

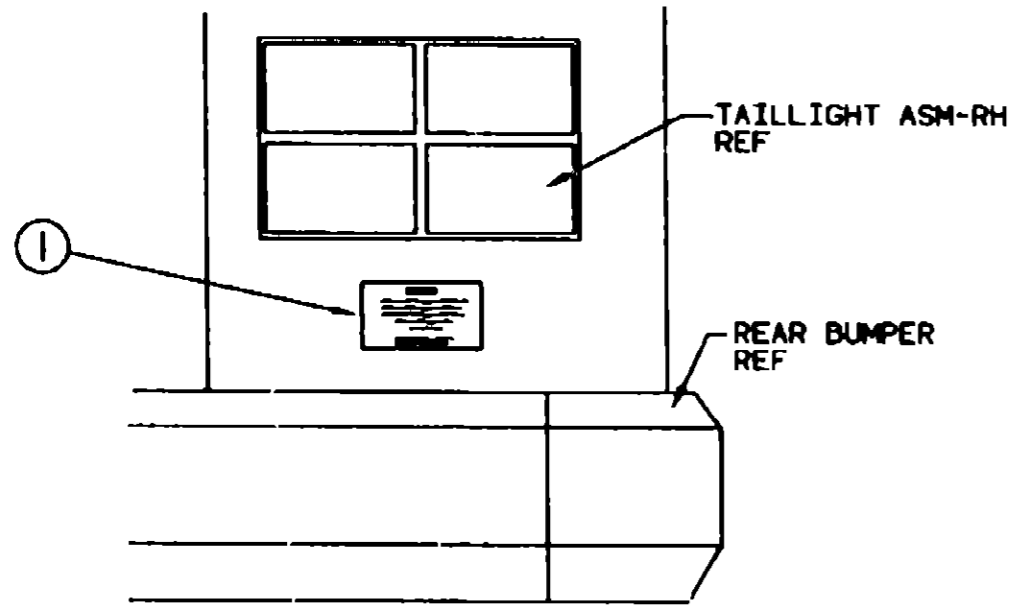
**1993 WINNEBAGO
TABLE OF CONTENTS**

INTRODUCTION	A-01 -	A-02
ABBREVIATIONS		A 03
ALPHABETICAL INDEX	A-04 -	A-06
WCF23RC	A-07 -	E-16
WCF31RQ	E-17 -	J-18

1993 WCF23RC INDEX

FLOOR PLAN	A-07 -	A-08
ACCESSORIES		A-09
AUDIO VIDEO	A-10 -	A-12
BATH	A-13 -	A-14
BEDROOM	A-15 -	A-16
CHASSIS	A-17 -	B-03
CURTAIN & CUSHION	B-04 -	B-12
DINETTE	B-13 -	B-14
DRIVERS COMPARTMENT	B-15 -	B-19
ELECTRICAL	B-20 -	C-02
EXTERIOR BODY	C-03 -	C-10
GALLEY	C-11 -	C-15
GENERATOR	C-16 -	C-17
HEATING & A/C	C-18 -	C-22
INTERIOR FINISH	C-23 -	D-02
LABELS	D-03 -	D-11
LP		D-12
SEALANTS & FASTENERS	D-13 -	D-16
WATER & SEWAGE	D-17 -	D-22
WINDOW, VENT AND EXTERIOR DOOR	D-23 -	E-14
WINDSHIELD/WIPER	E-15 -	E-16

LABELS GROUP (CONTINUED)



WARNING

DO NOT EXCEED THE VEHICLE WEIGHT RATINGS OR LOADING RECOMMENDATIONS (E.G., GROSS VEHICLE, GROSS AXLE, GROSS COMBINED) OF THE CHASSIS MANUFACTURER OR WINNEBAGO IND.

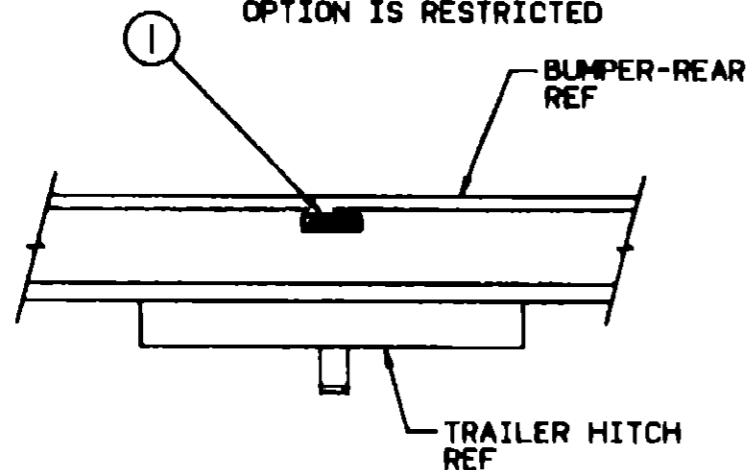
REFER TO YOUR OWNERS MANUAL, BEFORE LOADING OR TOWING.

KEY PART NUMBER
1 075220 01 000

U/M DESCRIPTION
EA LABFL-WARNING, EXTERIOR LOAD

FROM 00 00-00 THRU 08-10 92

DO NOT INSTALL IF HITCH OPTION IS RESTRICTED



TOWING CAPACITY

TOWED VEHICLE 3000 LB. GROSS MAXIMUM
HITCH BALL 200 LB. MAXIMUM

KEY PART NUMBER
1 075221-03 000

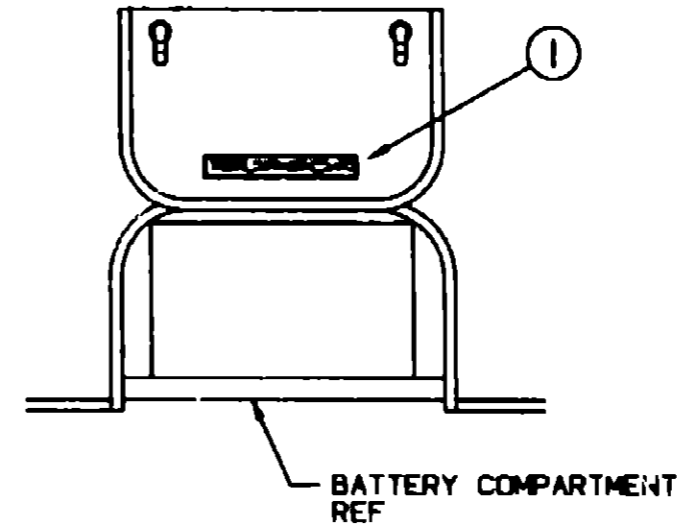
U/M DESCRIPTION
EA LABEL-TRAILER HITCH

FROM 00-00 00 THRU 03 07-93

D-07

LABELS GROUP (CONTINUED)

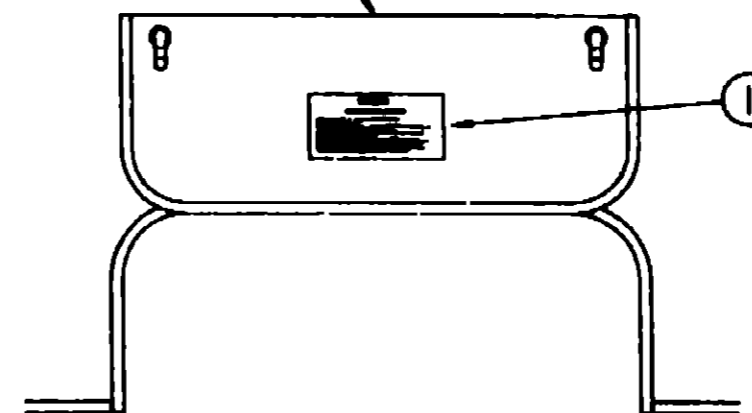
WARNING DISCONNECT BATTERIES BEFORE CONNECTING EXTERNAL CHARGING EQUIPMENT.



KEY PART NUMBER
1 065748-01-000

U/M DESCRIPTION
EA LABEL-CAUTION, BATTERY CHARGING

GENERATOR COMP
DOOR REF



WARNING

WHEN ADDING A GENERATOR SET:

HIGH VOLTAGE-USE EXTREME CAUTION WHEN WORKING ON ELECTRICAL COMPONENTS.
HAVE ALL ELECTRICAL INSTALLATION PERFORMED BY A QUALIFIED LICENSED ELECTRICIAN-FOLLOW ALL STATE AND LOCAL CODES.
ONLY INSTALL GENERATOR SET APPROVED FOR R.V. APPLICATION. HAVE INSTALLED BY QUALIFIED TECHNICIAN.
TO AVOID HEAT BUILD-UP AND TO GUARANTEE AN ADEQUATE AIR SUPPLY TO THE GENERATOR COMPARTMENT, FOLLOW INSTALLATION INSTRUCTIONS. GENERATOR EXHAUST EXHAUSTS AIR TOXIC AND MUST NOT TERMINATE UNDER THE VEHICLE-EXHAUST EXHAUST AWAY FROM VEHICLE.

KEY PART NUMBER
1 077510 01-000

U/M DESCRIPTION
EA LABEL-GENERATOR PREP

**1993 WINNEBAGO
TABLE OF CONTENTS**

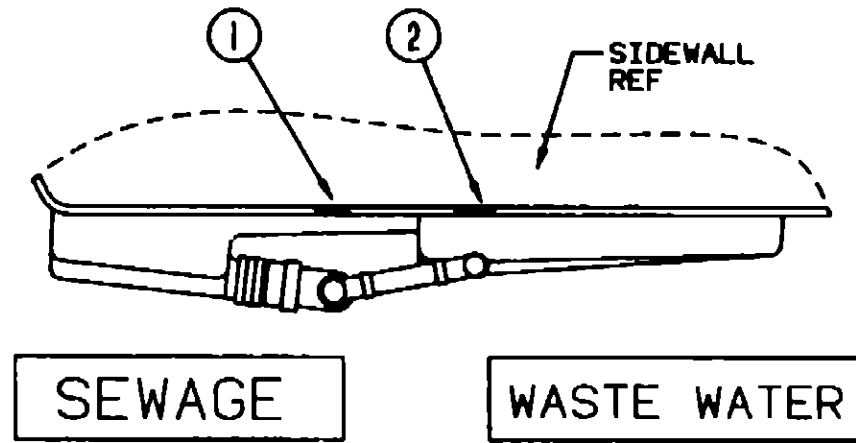
INTRODUCTION	A 01 -	A-02
ABBREVIATIONS		A-03
ALPHABETICAL INDEX	A-04 -	A-06
WCF23RC	A-07 -	E-16
WCF31RQ	E-17 -	J-18

1993 WCF23RC INDEX

FLOOR PLAN	A-07 -	A-08
ACCESSORIES		A-09
AUDIO VIDEO	A-10 -	A-12
BATH	A-13 -	A-14
BEDROOM	A-15 -	A-16
CHASSIS	A-17 -	B-03
CURTAIN & CUSHION	B-04 -	B-12
DINETTE	B-13 -	B-14
DRIVERS COMPARTMENT	B-15 -	B-19
ELECTRICAL	B-20 -	C-02
EXTERIOR BODY	C-03 -	C-10
GALLEY	C-11 -	C-15
GENERATOR	C-16 -	C-17
HEATING & A/C	C-18 -	C-22
INTERIOR FINISH	C-23 -	D-02
LABELS	D-03 -	D-11
I.P		D-12
SEALANTS & FASTENERS	D-13 -	D-16
WATER & SEWAGE	D-17 -	D-22
WINDOW, VENT AND		
EXTERIOR DOOR	D-23 -	E-14
WINDSHIELD/WIPER	E-15 -	E-16

D-08

LABELS GROUP (CONTINUED)




SEWAGE

WASTE WATER

KEY	PART NUMBER	U/M DESCRIPTION
1	006187-01-000	EA LABEL-SEWAGE
2	006188 01-000	EA LABEL-WASTE WATER

LABELS GROUP (CONTINUED)



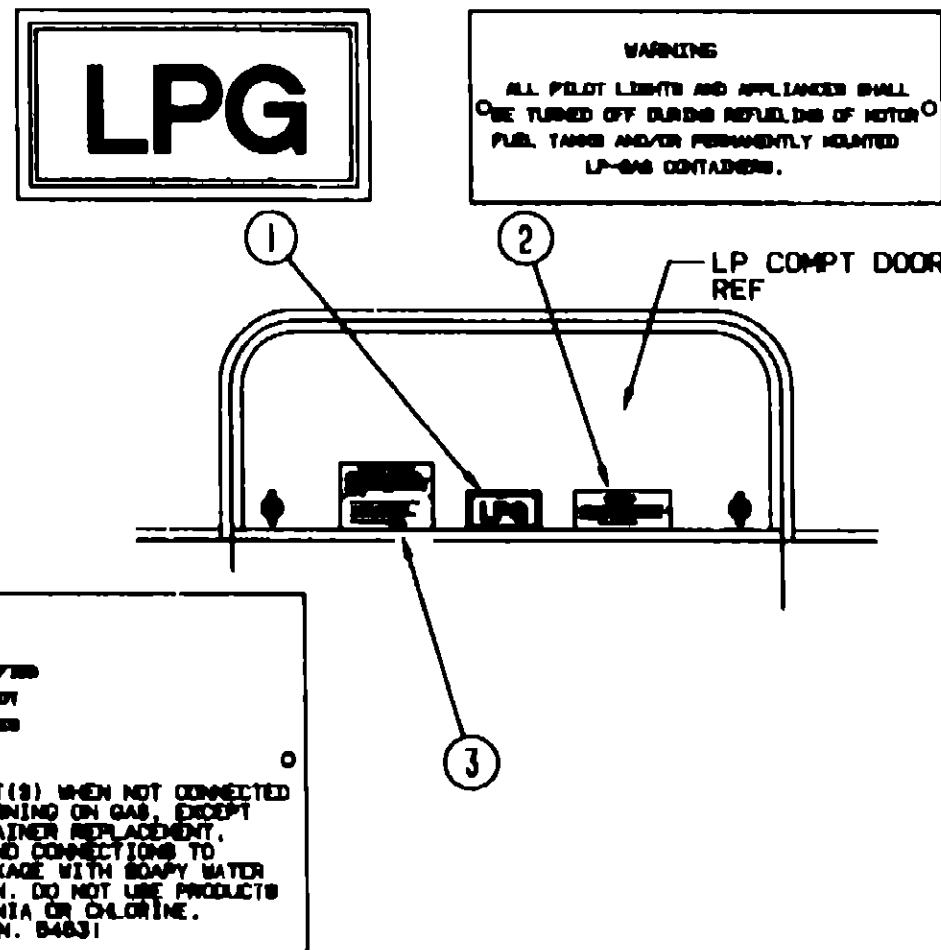
LP TANK REF

DO NOT FILL LP-GAS CONTAINER(S) TO MORE THAN 80% OF CAPACITY.

KEY	PART NUMBER	U/M DESCRIPTION
1	079965-01-000	EA LABEL-LPG 80 CAPACITY

1993 WINNEBAGO TABLE OF CONTENTS

INTRODUCTION	A-01 -	A-02
ABBREVIATIONS		A-03
ALPHABETICAL INDEX	A-04 -	A-06
WCF23RC	A-07 -	E-16
WCF31RQ	E-17 -	J-18



LPG

WARNING
ALL PILOT LIGHTS AND APPLIANCES SHALL BE TURNED OFF DURING REFUELING OF MOTOR FUEL TANKS AND/OR PERMANENTLY MOUNTED LP-GAS CONTAINERS.

LP COMPT DOOR REF

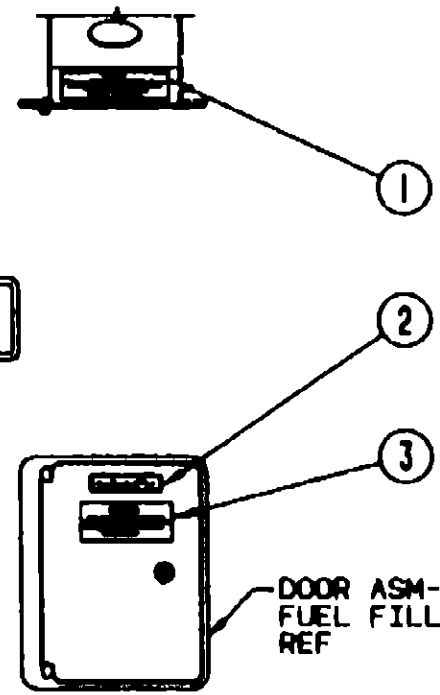
LP-GAS SYSTEM
THIS GAS PIPING SYSTEM IS DESIGNED FOR USE OF LIQUEFIED PETROLEUM GAS ONLY. DO NOT CONNECT NATURAL GAS TO THIS SYSTEM.

SECURELY CAP INLET(S) WHEN NOT CONNECTED FOR USE. AFTER TURNING ON GAS, EXCEPT AFTER NORMAL CONTAINER REPLACEMENT, TEST GAS PIPING AND CONNECTIONS TO APPLIANCE FOR LEAKAGE WITH SOAPY WATER OR BUBBLE SOLUTION. DO NOT USE PRODUCTS THAT CONTAIN AMMONIA OR CHLORINE.
P.N. 84831

WARNING
OPEN GASOLINE CAP SLOWLY TO PREVENT SUDDEN RELEASE OF TANK PRESSURE. DO NOT OVERFILL TANK. REPLACE WITH BRASS/STAINLESS CAP ONLY

UNLEADED FUEL ONLY

WARNING
ALL PILOT LIGHTS AND APPLIANCES SHALL BE TURNED OFF DURING REFUELING OF MOTOR FUEL TANKS AND/OR PERMANENTLY MOUNTED LP-GAS CONTAINERS.



DOOR ASM-FUEL FILL REF

KEY	PART NUMBER	U/M DESCRIPTION
1	087207-05-000	EA LABEL-FUEL CAP REMOVAL
2	062043-01-000	EA LABEL-FUEL, UNLEADED
3	006040-01-000	EA TAG GAS REFUELING WARNING
3	006040-02-000	EA TAG-GAS REFUEL WARNING, CANADIAN

1993 WCF23RC INDEX

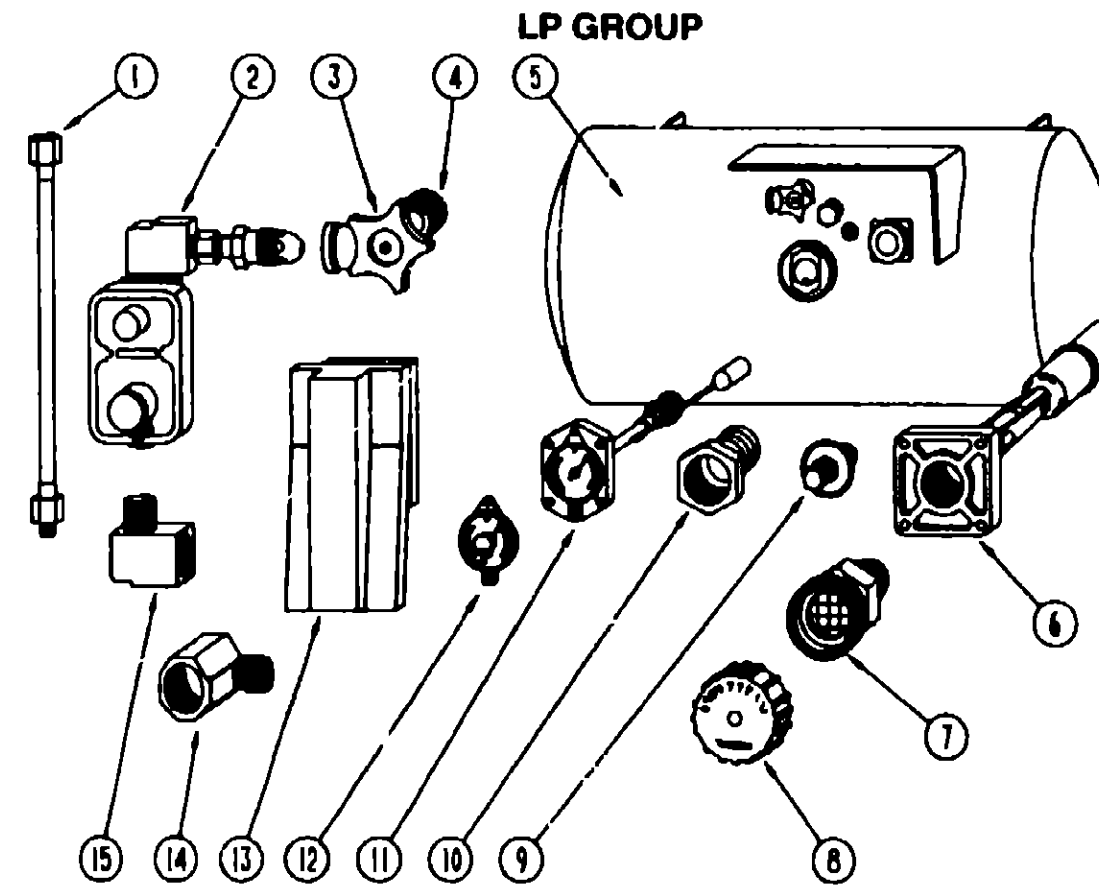
FLOOR PLAN	A-07 -	A-08
ACCESSORIES		A-09
AUDIO VIDEO	A-10 -	A-12
BATH	A-13 -	A-14
BEDROOM	A-15 -	A-16
CHASSIS	A-17 -	B-03
CURTAIN & CUSHION	B-04 -	B-12
DINETTE	B-13 -	B-14
DRIVERS COMPARTMENT	B-15 -	B-19
ELECTRICAL	B-20 -	C-02
EXTERIOR BODY	C-03 -	C-10
GALLEY	C-11 -	C-15
GENERATOR	C-16 -	C-17
HEATING & A/C	C-18 -	C-22
INTERIOR FINISH	C-23 -	D-02
LABELS	D-03 -	D-11
LP		D-12
SEALANTS & FASTENERS	D-13 -	D-16
WATER & SEWAGE	D-17 -	D-22
WINDOW, VENT AND EXTERIOR DOOR	D-23 -	E-14
WINDSHIELD/WIPER	E-15 -	E-16

KEY	PART NUMBER	U/M DESCRIPTION
1	074559-01-000	EA DECAL-LOGO, LPG - RED - (CALIF CODE)
2	006040-01-000	EA TAG-GAS REFUELING WARNING
2	006040-02 000	EA TAG GAS REFUEL WARNING, CANADIAN
3	054531-01-000	EA LABEL-LP GAS ONLY
3	023769-01-000	EA LABEL-WARNING, LPG - CANADIAN

LABELS GROUP (CONTINUED)
MISCELLANEOUS LABELS

1993 WINNEBAGO
TABLE OF CONTENTS

INTRODUCTION	A-01 -	A-02
ABBREVIATIONS		A-03
ALPHABETICAL INDEX	A-04 -	A-06
WCF23RC	A-07 -	E-16
WCF31RQ	E-17 -	J-18



LP TANK & COMPONENTS

KEY	PART NUMBER	U/M	DESCRIPTION
	093236-09-000	EA	LABEL-CIRCUIT BREAKER, FRONT
	050225-01-000	EA	LABEL-WARNING, STOVF VENT - US
	087236-01-000	EA	LABEL-CABLE, INPUT
	087236-02-000	EA	LABEL-TV, OUTLET
	006031-01-000	EA	LABEL-POTABLE WATER ONLY
	061606-01-000	EA	LABEL-OVERLAY, VEHICLE CERTIFICATION - ADHESIVE BACKED
	079966-01-000	EA	LABEL-WARNING, STOWED, MOTION
	088757-01-000	EA	LABEL-RETAIL, 8 5/8" X 12 7/8"
	090342-01-000	EA	LABEL-VAPOR RELIEF
	099509-01-000	EA	LABEL-AWNING INSTALLATION
	061417-01-000	EA	LABEL-FUEL, ON FUEL FILL DOOR
	073998-01-000	EA	LABEL-LPG ODOR WARNING
	094675-01-000	EA	LABEL-EXTERIOR LIGHT, SERVICE
	050225-01-000	EA	LABEL-WARNING, STOVE VENT - US
	006195-01-000	EA	LABEL-ELECTRICAL TEST
	006196-01-000	EA	LABEL-GAS TEST
	006197-01-000	EA	LABEL-WATER TEST
	061606-01-000	EA	LABEL-OVERLAY, VEHICLE CERTIFICATION - ADHESIVE BACKED
	006064-01-000	EA	LABEL-SEAT W/O SEATBELT "NOT INTENDED FOR USE WHILE COACH IN MOTION"
	006064-01-000	EA	LABEL-SEAT W/O SEATBELT
	068383-01-000	EA	LABEL-DIESEL FUEL
	074983-01-000	EA	LABEL-SWITCH, A/C SELECTOR FOR FRONT OR REAR
	091224-02-000	EA	LABEL-TRAILER LIGHTING
	091243-01-000	EA	LABEL-A/C COVER, "AIR CONDITIONING CIRCUIT ETC"
	098379-03-000	EA	LABEL-ELECTRICAL BOX, FRONT
	098379-04-000	EA	LABEL-ELECTRICAL BOX, SIDE
	098641-01-000	EA	LABEL-FUEL, UNLEADED - DASH
	104678-01-000	EA	LABEL-CB PREP
	111104-01-000	EA	LABEL-HITCH, READ MANUAL

KEY	PART NUMBER	U/M	DESCRIPTION
1	045703-01-000	EA	HOSE-LP, 3/8" ID X 24" US - 3/8 MPT X 1/2 F SWIVEL
1	045703-02-000	EA	HOSE-LP, 3/8" ID X 24" - 3/8" MPT X 1/2" F SWIVEL - CANADA
2	106150-01-000	EA	REGULATOR-TWO STAGE
3	040421-01-708	EA	HANDWHEEL-VAPOR RELIEF VALVE, BRUNNER G-1015 A
4	040421-01-712	EA	VALVE-SERVICE W/O VAPOR RELIEF
4	040421-01-713	EA	VALVE-VAPOR ONLY
5	097821-01-000	EA	TANK-LP, 60 LB 14" X 30"
6	040421-01-711	EA	VALVE - 80% W/FLOAT, PLATE, BOLTS & GASKET - BRUNNER
7	040421-01-701	EA	VALVE-SHORT LP FILLER W/YELLOW CAP - BRUNNER 75478
8	040421-01-702	EA	CAP-LP FILLER VALVE, PLASTIC - YELLOW - BRUNNER G-1014-A
9	040421-01-700	EA	GAUGE-LIQUID LEVEL, 20% LP - BRUNNER G-1013
10	040421-01-713	EA	PRESSURE RELIEF VALVE
11	040421-01-707	EA	GAUGE-FLOAT W/VISIBLE DIAL - BRUNNER MA-9 6244-4
12	040440-02-000	EA	TRANSMITTER DIAL, 90 OHM
13	105658-01-000	EA	COMPARTMENT-LP REGULATOR
13	081938-01-000	EA	COVER-COMPARTMENT - LP REGULATOR - BLACK
14	065318-02-000	EA	ELBOW - 90 DEGREE, 3/8" MPT TO 3/8" FPT
15	065742-01-000	EA	TEE, 3/8" F X 3/8" F X 25FPT - BRASS
	010323-01-000	EA	ADAPTER-BRASS - 3/8" F X 1/2" MPT
	010285-01-000	EA	CROSS, 3/8" F X 3/8" F X 3/8" F X 1/2" FPT - BRASS
	010377-02-000	EA	NUT-BRASS, 3/8 FEMALE - FORGED
	010380-02-000	EA	NUT-BRASS, 1/2" FEMALE - FORGED
	016188-03-000	EA	GROMMET-GAS LINE, FLOOR - 3/8" HOLE X 2 1/8" DIAMETER RUBBER
	081642-01-000	EA	TEE, 1/2" MPT X 1/2" FL X 3/8" FL - BRASS
	010497-05-000	EA	CLAMP-CLOSED, 50" ID
	075148-02-000	EA	CLAMP-GROUNDING, BRONZE SCREWS
	008380-01-000	EA	GROMMET-RUBBER, 5/8" HOLE X 1 1/2" DIAMETER - BLACK
	010326-01-000	EA	ADAPTER-FLARE, W/CONE GASKET 3/8" FEMALE FL X 1/2" MALE F
	065741-01-000	EA	GAUGE-DIAPHRAGM PRESSURE - MARSHALLTOWN MFG
	065742-01-000	EA	TEE, 3/8" F X 3/8" F X .25FPT - BRASS
	071391-02-000	EA	NIPPLE-HEX, .25 PIPE
	008042-01-000	FT	TUBING-VINYL, 65" ID
	095624-01-000	EA	ELBOW-BRASS, 90 1/4FPT X 1/4FPT
	103613-01-000	EA	DETECTOR LP GAS
	M01526-38-000	EA	LP REGULATOR ASM - 24", US

1993 WCF23RC INDEX

FLOOR PLAN	A-07 -	A-08
ACCESSORIES		A-09
AUDIO VIDEO	A-10 -	A-12
BATH	A-13 -	A-14
BEDROOM	A-15 -	A-16
CHASSIS	A-17 -	B-03
CURTAIN & CUSHION	B-04 -	B-12
DINETTE	B-13 -	B-14
DRIVERS COMPARTMENT	B-15 -	B-19
ELECTRICAL	B-20 -	C-02
EXTERIOR BODY	C-03 -	C-10
GALLEY	C-11 -	C-15
GENERATOR	C-16 -	C-17
HEATING & A/C	C-18 -	C-22
INTERIOR FINISH	C-23 -	D-02
LABELS	D-03 -	D-11
LP		D-12
SEALANTS & FASTENERS	D-13 -	D-16
WATER & SEWAGE	D-17 -	D-22
WINDOW, VENT AND		
EXTERIOR DOOR	D-23 -	E-14
WINDSHIELD/WIPER	E-15 -	E-16

SEALANTS & FASTENERS GROUP

SEALANTS & ADHESIVE

KEY	PART NUMBER	U/M DESCRIPTION
	002707-02-000	FT TAPE-SEALER, 5/16" X 1/2" - INCREMENTS OF 50 FT
	004363-01-000	FT TAPE-ADHESIVE FOAM, 1 SIDE - 3/16" X 1/2" X 50' - GRAY
	076314-02-000	FT TAPE-CARPET SEAM, HEAT-BOND - 4" WIDE
	076322-01-000	FT TAPE-FOAM, DOUBLE COATED ADHESIVE BACKED - 75" X 216'
	076322-02-000	FT TAPE-FOAM, DOUBLE COATED ADHESIVE BACKED - 1" X 108'
	076322-05-000	FT TAPE-FOAM, DOUBLE COATED - 025" X 1 5" X 108'
	029094-04-000	YD VELCRO TAPE-LOOP, 1" WIDE - BLACK
	029096-03-000	YD VELCRO TAPE-HOOK, 1" WIDE - BLACK
	034552-02-000	EA SILICONE-TUBE, 300 ML - CLEAR
	034552-06-000	EA SILICONE-TUBE, 300 ML - OFF WHITE
	900390-01-000	EA TIP - 2 1/2" X 1/8" ORIFICE, ELLSWORTH#TS216
	900390-03-000	EA NOZZLES-SILICONE TUBE, CSI.# D10
	053766-02-000	EA BEDDING COMPOUND-TUBE, WHITE SCHNEE# 5522
	053766-06-000	EA BEDDING COMPOUND-TUBE, CLEAR
	053766-08-000	EA BEDDING COMPOUND-TUBE, GRAY - SCHNEE# 5522
	062917-03 000	EA ADHESIVE-LOCTITE 242 - LOCTITE 242, SIDE 41
	087211-01-000	GL PROMOTER-ADHESIVE
	069640-01-000	FT SEALER-RIBBON, 1/4" DIAMETER - INCREMENTS OF 30'
	069640-02-000	FT SEALER-RIBBON, 1/2" X 1/8" - INCREMENTS OF 30' OR 60'
	069640-03-000	FT SEALER-RIBBON, 3/4" X 1/8" - INCREMENTS OF 60'
	069640-07-000	FT SEALER-RIBBON, 2" X 3/32" - INCREMENTS OF 30' OR 45'
	069640-09 000	FT SEALER-RIBBON, 1/32" X 2 1/2" - INCREMENTS OF 80'
	069640-11-000	FT SEALER-TAPE, 3/16" X 3/8", BLACK - MANUS
	069640-12-000	FT SEALER-TAPE, 1/8" X 1 5" GRAY - MANUS
		FROM 00-00-00 THRU 09-21-92
	069640-14-000	FT SEALER-TAPE, 1/16" X 1" GRAY - MANUS
		FROM 09 22 92 THRU 99-99-99
	069640-13 000	FT SEALER-TAPE, 3/32" X 2" BLACK - MANUS
		FROM 09-08-92 THRU 99-99-99
	072889-01-000	EA SEALANT-URETHANE, BLACK - 1/10 - ESSEX 552 2
	102352-01-000	EA SEALER-PUMPABLE, BLACK - COLORIMETRIC MS101

BOLTS, NUTS & WASHERS

KEY	PART NUMBER	U/M DESCRIPTION
	000C12-05-12B	EA BOLT-HEX - 5/16 - 18 X 3/4 ZN 5
	000C12-05 24B	EA BOLT-HEX - 5/16 - 18 X 1 1/2 ZN 5
	000C12-05-16B	EA BOLT-HEX, 5/16 - 18 X 1 - ZINC 5
	000C12 06-32B	EA BOLT-HEX - 3/8 - 16 X 2LG, ZN 5
	000C12 08-20B	EA BOLT-HEX - 3/8 - 16 X 1 1/4 ZN 5
	000C12-07-20B	EA BOLT-HEX, 7/16 - 14 X 1 1/4" - ZN5
	000C12-08-24B	EA BOLT-HEX, 1/2 - 13 X 1 1/2 - ZN 5
	000C12-10-24B	EA BOLT-HEX, 5/8 - 11 X 1 1/2 ZN - 5
	000C13 07-48B	EA BOLT-HEX, 7/16 - 20 X 3 - ZN 5
	000C18-06-48B	EA BOLT-ELEV, 3/8 - 16 X 3 ZN - GDE 5
	000C26 04 10B	EA BOLT-HEX, SER FLG - 1/4 - 20 X 5/8 ZINC
	000C26 05-12B	EA BOLT-HEX-SER FLG 5/16 - 18 X 3/4 - ZN
	000C26 06 28B	EA BOLT-HEX-SER FLG 3/8 - 16 X 1 3/4 - ZN
	102353 01-02A	EA BOLT CARRIAGE, 7/16 - 14 SST CAP OWHT BUMPER BOLT
	051387-06-000	EA BOLT-CARRIAGE, W/O HOLE - 5/16 - 18 X 9.5 ZN
	000C27-10-32B	EA BOLT-CAHR 5/8 - 11 X 2 00
	000D15 06-00B	EA NUT-HEX, 3/8 - 24 - ZN - 5
	000D24-10-00B	EA NUT-HEX, SF/LK - 10-32 ZN
	000D34-04-00B	EA NUT-HEX, LK 1/4 - 20 ZN
	000D34 08 00B	EA NUT-HEX, LK - 3/8 - 16 GRADE C ZN - PREVAILING TORQUE
	000D39 04-00B	EA NUT-HEX, SER FLG LK 1/4 - 20 ZN
	000D39 05 00B	EA NUT-HEX, SER FLG LK - 5/16 - 18 ZN

SEALANTS & FASTENERS GROUP (CONTINUED)

BOLTS, NUTS & WASHERS (CONTINUED)

KEY	PART NUMBER	U/M DESCRIPTION
	000D39-06-00B	EA NUT-HEX, SER FLG LK - 3/8 - 16 ZN
	000D39-C3-00B	EA NUT-HEX, SER FLG LK - 1/2 - 13 ZN
	000D44-07-00B	EA NUT-HEX, SER FLG LK - 7/16 - 20 ZN
	044364-02-000	EA NUT-SPEED, FLAT - ROUND
	040921-04-000	EA NUT-SPEED, U TYPE - NO 8 - 59" LENGTH X 44" WIDTH
	005081-01-000	EA NUT-SPEED, C TYPE - NO 8 SCREW
	104369-01-000	EA NUT-HEX,HEAVY,5/8 - 11 UNC - SPARE TIRE INSTL
	063753-07-000	EA NUT-J, #8A 120- .130 PNL THK
	000E11-08-00B	EA WASHER-LK - 1/2 MED SPLIT ZN
	000E13-11-00B	EA WASHER-FL, 3/16" WIDE - ZN
	000E13-14-00B	EA WASHER-FL, 1/4" WIDE ZN
	000E13-20-00B	EA WASHER-FL, 7/16" WIDE - ZN
	000E13-21-00B	EA WASHER-FL - W/2 NAFI ZN
	000E14-10-00B	EA WASHER-LK - NO 10 EXT TOOTH - ZN
	044533-01-000	EA WASHER-PLASTIC, 1 3/8"OD - FOR BUTTONS
	106649-01-000	EA WASHER-SEALING, GALVANIZED - 5/8 ID

SCREWS

KEY	PART NUMBER	U/M DESCRIPTION
	000G11-06-10J	EA SCREW, 6-20 X 5/8 PPH - BRASS
	000G11-06-10B	EA SCREW, 6-20 X 5/8 PPH ZN
	000G11-07-08B	EA SCREW, 7-19 X 1/2 PPH - ZN
	000G11-08-12D	EA SCREW, 8-18 X 3/4 PPH - BLACK
	000G11-08-12B	EA SCREW, 8-18 X 3/4 PPH ZN
	000G11-08-08B	EA SCREW, 8-18 X 1/2 PPH - ZN
	000G11-08-12X	EA SCREW, 8-18 X 3/4 PPH - GRAY
	000G11-08-12T	EA SCREW, 8-18 X 3/4 PPH - BLACK
	000G11-08-12S	EA SCREW, 8-18 X 3/4 PPH - OFF WHITE
	000G11-08-12P	EA SCREW, 8-18 X 75 PPH - DARK BROWN
	000G11-10-40B	EA SCREW-10 - 16 X 2 1/2 PPH CAD - 34927-01-000
	000G11-10-24P	EA SCREW, 10-16 X 1 1/2 PPH - DARK BROWN
	000G11-10-12D	EA SCREW, 10-16 X 3/4 PPH - BLACK
	000G12-08-16S	EA SCREW, 8-18 X 1 00 PPH - OFF WHITE
	000G13-06-08G	EA SCREW, 6-20 X 1/2 PFH - ANTIQUE BRASS
	000G13-06-08B	EA SCREW, 6-20 X 1/2 PFH ZN
	000G13-06 06B	EA SCREW- 6 - 20 X 3/8 PFH ZN
	000G13-06-16R	EA SCREW, 6-20 X 1 PFH - BEIGE
	000G13-06-16J	EA SCREW, 6-20 X 1 00 PFH - BRASS
	000G13 07-12B	EA SCREW, 7-19 X 3/4 PFH ZN
	000G13 08 16B	EA SCREW, 8-18 X 1 PFH - ZN
	000G18-08-22B	EA SCREW-MACH, 8-32 X 1 3/8 PPH ZN
	000G19-10-20B	EA SCREW-MACHINE, 10-32 X 1 1/14 PPH ZINC
	000G19-10-12B	EA SCREW-MACH, 10-32 TPI X .75
	000G19-10 08B	EA SCREW-MACHINE, 10-32 X 1/2 PPH ZN
	000G32-10 06B	EA SCREW-10-32 X 3/8" - PPH - ZINC
	000G39-06-16T	EA SCREW-SF/DR, 6-20 X 1 PPH - BLACK
	000G39-06-10T	EA SCREW-SF/DR, 6-20 X 5/8 PPH - BLACK
	000G39-08 08B	EA SCREW-SF/DR, 8-18 X 1/2 PPH ZN
	000G39-08-16T	EA SCREW-SF/DR, 8-18 X 1 PPH - BLACK
	000G39-08-16B	EA SCREW-SF/DR, 8-18 X 1 PPH ZN
	000G39-08-12T	EA SCREW-SF/DR, 8-18 X 3/4 PPH - BLACK
	000G39 08-12B	EA SCREW-SF/DR, 8-18 X 3/4 PPH ZN
	000G39-08-08X	EA SCREW-SF/DR, 8-18 X 1/2 PPH - GRAY
	000G39 08-08T	EA SCREW-SF/DR - 8-18 X 50 PPH BLACK
	000G39-08-08S	EA SCREW-SF/DR, 8-18 X 1/2 PPH - OFF WHITE
	000G39-08-08R	EA SCREW-SF/DR, 8-18 X 1/2 PPH - BEIGE
	000G39-08-32B	EA SCREW-SF/DR, 8-18 X 2 PPH - ZINC
	000G39 08 24R	EA SCREW-SF/DR, 8-18 X 1 1/2 PPH - BEIGE
	000G39-08-24B	EA SCREW-SF/DR, 8-18 X 1 1/2 PPH ZN

**1993 WINNEBAGO
TABLE OF CONTENTS**

INTRODUCTION	A-01	A-02
ABBREVIATIONS		A-03
ALPHABETICAL INDEX	A-04	A-06
WCF23RC	A-07	E-16
WCF31RQ	E-17	J-18

1993 WCF23RC INDEX

FLOOR PLAN	A-07	A-08
ACCESSORIES		A-09
AUDIO VIDEO	A-10	A-12
BATH	A-13	A-14
BEDROOM	A-15	A-16
CHASSIS	A-17	B-03
CURTAIN & CUSHION	B-04	B-12
DINETTE	B-13	B-14
DRIVERS COMPARTMENT	B-15	B-19
ELECTRICAL	B-20	C-02
EXTERIOR BODY	C-03	C-10
GALLEY	C-11	C-15
GENERATOR	C-16	C-17
HEATING & A/C	C-18	C-22
INTERIOR FINISH	C-23	D-02
LABELS	D-03	D-11
LP		D-12
SEALANTS & FASTENERS	D-13	D-16
WATER & SEWAGE	D-17	D-22
WINDOW, VENT AND		
EXTERIOR DOOR	D-23	E-14
WINDSHIELD/WIPER	E-15	E-18

SEALANTS & FASTENERS GROUP (CONTINUED)

SCREWS CONT

KEY	PART NUMBER	U/M	DESCRIPTION
	000G39-10-12D	EA	SCREW-SF/DR, 10-16 X 3/4 PPH - BLACK
	000G39-10-20B	EA	SCREW-SF/DR, 10-16 X 1 1/4 PPH ZN
	000G39-10-129	EA	SCREW-SF/DR, 10-16 X 3/4 PPH - FLUOROCARBON SILVER
	000G39-10-12R	EA	SCREW-SF/DR, 10-16 X 3/4 PPH - BEIGE
	000G43-06-24B	EA	SCREW-MACHINE, 6-32" X 1 1/2" ZN
	000G16-08-24T	EA	SCREW-MACHINE, 8-32 - 1 50 IN PFH - BLACK
	000G35-04-12B	EA	SCREW-MACH, 1/4-20 X 3/4 PPH ZN
	000G53-04-06B	EA	SCREW-MACHINE, 1/4-20 X 3/8 PPH ZN - UNDERCUT HEAD
	000G54-04-20B	EA	SCREW, 1/4-20 X 1 1/4 PTH - TYPE 23 - ZINC PLATED
	000G67-10-10D	EA	SCREW, 10-12 X 5/8 PPH - BLACK - TYPE A
	000G57-10-10B	EA	SCREW, 10-12 X 5/8 PPH ZN - TYPE A
	000G67-10-08R	EA	SCREW, 10-12 X 1/2 PPH - BEIGE - TYPE A
	000G67-10-08B	EA	SCREW, 10-12 X 1/2 PPH ZN
	000G67-10-48B	EA	SCREW-10 12 X 3 PPH ZN
	000G67-10-36T	EA	SCREW-10-12 X 2 25PPH BLACK
			FROM 00-00-00 THRU 03-10-93
			STALGAURD
			FROM 12-15-93 THRU 99-99-99
	000G67-10-24B	EA	SCREW, 10-12 X 1 1/2 PPH - ZN
	000G67-10-20D	EA	SCREW, 10-12 X 1 1/4 PPH - BLACK
	000G67-10-16P	EA	SCREW, 10-12 X 1 PPH - DARK BROWN
	000G67-10-16B	EA	SCREW, 10-12 X 1 PPH - ZN
	000G67-10-120	EA	SCREW, 10-12 X 75" PPH - TAN
	000G67-10-12P	EA	SCREW, 10-12 X 75" - PPH - DARK BROWN
	000G67-10-12B	EA	SCREW, 10-12 X 3/4" PPH - ZN
	000G67-10-10R	EA	SCREW, 10-12 X 5/8 PPH - TYPE A - BEIGE
	000G68-06-10G	EA	SCREW, 6-18 X 5/8 POH - ANTIQUE BRASS
	000G68-10-35T	EA	SCREW-10-12 X 2 25 POH BLACK
			FROM 00-00-00 THRU 12-14-92
	000G11-08-06B	EA	SCREW, 8-18 X 1/2 PPH ZN
	000G11-08-12B	EA	SCREW, 8-18 X 3/4 PPH ZN
	000G11-08-12R	EA	SCREW, 8-18 X 3/4 PPH - BEIGE
	000G11-08-12D	EA	SCREW, 8-18 X 3/4 PPH - BLACK
	000G11-08-10F	EA	SCREW, 8-18 X 1 00 PPH - BEIGE
	000G67-10-30B	EA	SCREW, NO 10 - 12 X 2 PPH ZN
	000G55-08-12W	EA	SCREW, SF/DR- 8-18 X .75 PWH
	000G67-10-12R	EA	SCREW - 10 - 12 X 75 PPH BEIGE
	000G67-10-12D	EA	SCREW - 10 - 12 X .75 PPH TAN
	049465-03-000	EA	SCREW - 10 - 16 X 1 POH W/WASHER
	000G11-10-12S	EA	SCREW - 10 - 16 X 75 PPH OFF WHITE
	000G54-04-20B	EA	SCREW - 1/4 - 20 X 1 1/4 PTH TYP 23
	000G57-05-16J	EA	SCREW - 5 - 20 X 1 PFH BRASS
	000G12-06-08T	EA	SCREW - 6 - 20 X 50 POH - BLACK
	000G13-06-16J	EA	SCREW - 6 - 20 X 1 00 PFH BRASS
	000G11-08-12P	EA	SCREW - 8 - 18 X 75 DARK BROWN
	085318-01-000	EA	SCREW - 8 - 08B X 1/2, CRIMPTITE HD
	000G67-08-32B	EA	SCREW - 8 - 15 X 2 PPH ZN
	000G12-08-16S	EA	SCREW - 8 - 18 X 1" POH - OFF WHITE
	000G11-08-16S	EA	SCREW - 8 - 18 X 1 00 PPH OFF WHITE
	009439-07-000	EA	SCREW - 11 - 32 X 1 1/4 POH, BLACK
	087721-01-000	EA	SCREW FLAT HEAD, TAPPING - 1/4" X 1 1/4" LG ZN
	075908-01-000	EA	SCREW-MACHINE, 10-32 X 56 PTH - ZINC EXTERNAL TOOTH
	049465-01-000	EA	SCREW, 10 - 16 W/WASHER PTH - DARK BROWN
	049465-05-000	EA	SCREW - 10 - 16 X 1 PTH W/WASHER - GRAY

SEALANTS & FASTENERS GROUP (CONTINUED)

CLAMPS

KEY	PART NUMBER	U/M	DESCRIPTION
	007161-01-000	EA	CLAMP-HOSE, SPRING TYPE - 1/2"
	010495-01-000	EA	CLAMP-CABLE, 9/16"
	010497-01-000	EA	CLAMP-CLOSED, 5/8" ID
	010497-05-000	EA	CLAMP-CLOSED, 1/2" ID
	010499-01-000	EA	CLAMP-CLOSED, 3/8" ID
	062401-01-000	EA	CLAMP-HOSE, WORMGEAR 25" - 1"
	062401-02-000	EA	CLAMP-HOSE, WORMGEAR, 1 56" - 2 5"
	062401-04-000	EA	CLAMP-HOSE, WORMGEAR 69" - 1 25"
	062401-06-000	EA	CLAMP-HOSE, WORMGEAR 22" - 62"
	062401-08-000	EA	CLAMP-HOSE, WORMGEAR 4 06" - 5 0"
	062401-09-000	EA	CLAMP-HOSE, WORMGEAR 2 8" - 3 75"
	075148-02-000	EA	CLAMP GROUNDING, BRONZE SCREWS
	083609-01-000	EA	CLAMP-WIRE, DUAL EQUAL - 5/8" DIAMETER
	083610-01-000	EA	CLAMP WIRE, DUAL - UNEQUAL DIAMETERS - .75" & 1 25"

RIVETS, GROMMETS & MISCELLANEOUS

KEY	PART NUMBER	U/M	DESCRIPTION
	000H16-04-06R	EA	RIVET-POP, AL 1/8 X 313 - 375
	041930-02-000	EA	RIVET-POP-AL 1/8 X 188 - 250 - OFF WHT DOME
	069592-02-000	EA	RIVET-T, (POP) - 1/4 X 093 - 156
	016188-03-000	EA	GROMMET-L/P LINE, 3/8" HOLE X 2 1/2" LONG - RUBBER
	016188-05-000	EA	GROMMET-L/P LINE, 3/8" HOLE X 1 1/4" LONG - RUBBER
	023942-01-000	EA	GROMMET-RUBBER, 2" OD
	071015-35-000	EA	GROMMET-1 25 ID, FITS 187MAT MINOR Z-710
	077953-01-000	EA	GROMMET-EDGE LINER, FITS 1"
	099637-01-000	EA	GROMMET-RUBBER, 37" X 94" DIAMETER - BLACK
	034141-02-000	EA	PLUG-HOLE, 3/8 - NYLON - BLACK
	056134-02-000	EA	HOLDER-RING, 1 8" DIAMETER - METAL
	077955-01-000	EA	CLIP J, VINYL COATED, 3/8"
	080734-02-000	EA	CLIP-WIRE, NYLON
	085774-01-000	FT	FASTENER-DUAL HOOK, 1" WIDE - ADHESIVE BACK - BLACK
	085774-02-000	FT	FASTENER-DUAL LOOP, 1" WIDE - ADHESIVE BACK - BLACK
	086285-01-000	EA	SPACER NYLON, 5" OD X 257" ID
			FROM 00-00-00 THRU 06-14-92

**1993 WINNEBAGO
TABLE OF CONTENTS**

INTRODUCTION	A-01	A-02
ABBREVIATIONS		A-03
ALPHABETICAL INDEX	A-04	A-06
WCF23RC	A-07	E-16
WCF31RQ	E-17	J-18

1993 WCF23RC INDEX

FLOOR PLAN	A-07	A-08
ACCESSORIES		A-09
AUDIO VIDEO	A-10	A-12
BATH	A-13	A-14
BEDROOM	A-15	A-16
CHASSIS	A-17	B-03
CURTAIN & CUSHION	B-04	B-12
DINETTE	B-13	B-14
DRIVERS COMPARTMENT	B-15	B-19
ELECTRICAL	B-20	C-02
EXTERIOR BODY	C-03	C-10
GALLEY	C-11	C-15
GENERATOR	C-16	C-17
HEATING & A/C	C-18	C-22
INTERIOR FINISH	C-23	D-02
LABELS	D-03	D-11
LP		D-12
SEALANTS & FASTENERS	D-13	D-18
WATER & SEWAGE	D-17	D-22
WINDOW, VENT AND EXTERIOR DOOR	D-23	E-14
WINDSHIELD/WIPER	E-15	E-16

WATER & SEWAGE GROUP
WATER HEATER W/ELECTRIC IGNITION

KEY	PART NUMBER	U/M DESCRIPTION
	051391-03-000	EA HEATER-WATER, W/ELECTRIC IGNITION - ATWOOD G6A-3E FROM 00-00-00 THRU 01-31-93
	051391-01-700	EA HINGE KIT-W/CLIP, ATWOOD # 92568 & 92559
	051391-01-704	EA VALVE-RELIEF, 1/2" FITTING - ATWOOD# 91604
	051391-01-705	EA FASTENER-CAMLOC, ATWOOD# 92609
	051391-01-706	EA GRILLE-EXHAUST, ATWOOD# 92787
	051391-01-708	EA BURNER-MAIN, 3E ONLY - ATWOOD# 92615
	051391-01-710	EA ORIFICE-MAIN BURNER, ATWOOD# 92742
	051391-01-715	EA DRAIN PLUG, ATWOOD# 91561
	051391-04-700	EA TANK-INNER (G6A-3E), FRONT MOUNT - ATWOOD# 91608
	051391-04-701	EA THERMOSTAT 12 VDC-120 PRESET, ATWOOD# 91470 FRONT MOUNT ONLY
	051391-04-706	EA TANK-INNER, G6A-4E & 6E - FRONT MOUNT - ATWOOD# 91641
	097967-01-000	EA SWITCH WATER HEATER, REMOTE W/LIGHT - ATWOOD 91959
	051393-01-702	EA SWITCH-ENERGY CUT-OFF, ATWOOD# 91951
	051393-01-703	EA THERMOSTAT-REAR MOUNT, ATWOOD# 91952
	051393-01-704	EA CIRCUIT BOARD W/BLACK BOX, ATWOOD# 91420
	051393-01-705	EA ORIFICE HOLDER-ATWOOD# 91925
	051393-01-716	EA SPARK & PROBE ASM, ATWOOD# 91606
	051393-01-718	EA VALVE-DUAL SOLENOID, ATWOOD# 91605
	051393-01-721	EA ECO & THERMOSTAT ASM-FRONT MOUNT, 140 DEGREE - ATWOOD# 91447
	051393-03-700	EA TANK-INNER (G6A-3E), REAR MT - ATWOOD# 91409
	111129-01-000	EA WATER HEATER-ELEC, IGN, 220V - ATWOOD 94720 ICH66E FROM 02-01-93 THRU 99-99-99
	111129-01-700	EA WALL SWITCH PKG - 91208
	111129-01-701	EA PRESSURE/DRAIN VALVE 2 BAR - 91190
	111129-01-702	EA PRESSURE DRAIN VALVE 3 5 BAR - 91210
	111129-01-703	EA THERMOSTAT (60 DEGREE) ECO (82 DEGREE) KIT - 91191
	111129 01-704	EA IGNITION BOARD - 91194
	111129-01-705	EA GAS PRESSURE REGULATOR W/NO 10 - 91128
	111129-01-706	EA MAIN BURNER ORFICE W/FITTING - 91011
	111129-01-707	EA MAIN BURNER KIT - 91204
	111129-01-708	EA SPARK/PROBE IGNITION KIT - 91196
	111129-01-709	EA FLUE ASSEMBLY - 91045
	111129-01-710	EA ACCESS DOOR, W/LOCK - 91203
	111129-01-711	EA CORNER BRKTS (SET OF 4) - 91928
	111129-01-712	EA HARDWARE KIT, W/LOCK - 91193
	111129-01-713	EA TANK INNER ICH6-6E - 91188
	111129-01-714	EA THERMOSTAT, ELECTRIC, 220V - 91207
	111129-01-715	EA RELAY, 220 V/12 VDC - 91206
	111129-01-716	EA HEATING ELEMENT 220V/500WATT - 91081
	111129-01-717	EA BUSHING, STRAIN RELIEF - 91372

WATER & SEWAGE GROUP (CONTINUED)
WATER HEATER W/MOTOR AID

KEY	PART NUMBER	U/M DESCRIPTION
	051393-01-000	EA WATER HEATER-W/MOTOR AID, PILOTLESS IGNITION ATWOOD GH6-3E, GH6-4E OR GH6-6E
	051391-01-700	EA HINGE KIT-W/CLIP, ATWOOD # 92568 & 92559
	051391-01-704	EA VALVE-RELIEF, 1/2" FITTING - ATWOOD# 91604
	051391-01-705	EA FASTENER-CAMLOC, ATWOOD# 92609
	051391-01-706	EA GRILLE-EXHAUST, ATWOOD# 92787
	051391-01-708	EA BURNER-MAIN, 3E ONLY - ATWOOD# 92615
	051391-01-710	EA ORIFICE-MAIN BURNER, ATWOOD# 92742
	051391-01-714	EA ELBOW - 45 DEGREE, 3/8" X 3/8" MPT - ATWOOD 91044
	051391-01-715	EA DRAIN PLUG, ATWOOD# 91561
	051391-04-701	EA THERMOSTAT 12 VDC-120 PRESET, ATWOOD# 91470 FRONT MOUNT ONLY
	051391-04-704	EA TANK-INNER, FRONT MOUNT - GH6-4E & 6E - ATWOOD 91642
	051393-01-700	EA TANK-INNER, 3E FRONT MOUNT - ATWOOD# 91023
	097967-01-000	EA SWITCH-WATER HEATER, REMOTE W/LIGHT - ATWOOD 91959
	051393-01-702	EA SWITCH-ENERGY CUT-OFF, ATWOOD# 91951
	051393-01-703	EA THERMOSTAT-REAR MOUNT, ATWOOD# 91952
	051393-01-704	EA CIRCUIT BOARD-W/BLACK BOX, ATWOOD# 91420
	051393-01-705	EA ORIFICE HOLDER-ATWOOD# 91925
	051393-01-714	EA TANK-INNER (GH6-3E), REAR MOUNT - ATWOOD# 91408
	051393-01-716	EA SPARK & PROBE ASM, ATWOOD# 91606
	051393-01-718	EA VALVE-DUAL SOLENOID, ATWOOD# 91605
	051393-01-721	EA ECO & THERMOSTAT ASM FRONT MOUNT, 140 DEGREE - ATWOOD# 91447
	010227-01-000	EA TEE-PLAS, BARB 5/8" OR 3/4" HOSE

1993 WINNEBAGO
TABLE OF CONTENTS

INTRODUCTION	A-01	-	A-02
ABBREVIATIONS			A-03
ALPHABETICAL INDEX	A-04	-	A-06
WCF23RC	A-07	-	E-16
WCF31RQ	E-17	-	J-18

1993 WCF23RC INDEX

FLOOR PLAN	A-07	-	A-08
ACCESSORIES			A-09
AUDIO VIDEO	A-10	-	A-12
BATH	A-13	-	A-14
BEDROOM	A-15	-	A-16
CHASSIS	A-17	-	B-03
CURTAIN & CUSHION	B-04	-	B-12
DINETTE	B-13	-	B-14
DRIVERS COMPARTMENT	B-15	-	B-19
ELECTRICAL	B-20	-	C-02
EXTERIOR BODY	C-03	-	C-10
GALLEY	C-11	-	C-15
GENERATOR	C-16	-	C-17
HEATING & A/C	C-18	-	C-22
INTERIOR FINISH	C-23	-	D-02
LABELS	D-03	-	D-11
LP			D-12
SEALANTS & FASTENERS	D-13	-	D-16
WATER & SEWAGE	D-17	-	D-22
WINDOW, VENT AND			
EXTERIOR DOOR	D-23	-	E-14
WINDSHIELD/WIPER	E-15	-	E-16

WATER & SEWAGE GROUP (CONTINUED)

WATER PUMP

KEY	PART NUMBER	U/M DESCRIPTION
	098607-01-000	EA PUMP-WATER, W/ 5"MPT FITTING - FLOW 2.8 GPM - UL
	098607-01-700	EA PUMPHEAD-REPLACEMENT, SHURFLO# 94-236-08
	098607-01-701	EA DRIVE ASM, SHURFLO# 94-234-03
	098607-01-702	EA DIAPHRAGM-KIT, SHURFLO# 94-233-10
	098607-01-703	EA VALVE ASM SHURFLO# 94-232-00
	098607-01-706	EA SWITCH ASM-COMplete, SHURFLO# 94-230-00
	098607-01-705	EA CHECK VALVE-KIT, SHURFLO# 94-237-00
	098607-01-706	EA SWITCH ASM-COMplete, SHURFLO# 94-230-00
	098607-01-707	EA MOTOR/BASEPLATE REPLACEMENT, SHURFLO# 94-234-03

WATER HEATER BYPASS

KEY	PART NUMBER	U/M DESCRIPTION
	099729-01-000	EA BYPASS KIT-WATER HEATER, COMPLETE W/VALVE & TUBING
	099729-01-700	EA VALVE ONLY CHECK PLASTIC
	099729-02-000	EA BYPASS KIT-WATER HEATER (CANADIAN)
	C99729-02-700	EA VALVE ONLY CHECK BRASS (CANADIAN)
	110438-01-000	EA VALVE-CHECK, BRASS

FROM 11-22-92 THRU 99-99-99

WATER TANK

KEY	PART NUMBER	U/M DESCRIPTION
	052555-04-000	EA TANK ASM-WATER 43 GALLON - W/FITTINGS
	052555-01-000	EA TANK-WATER BASE, 43 GALLON - W/O FITTINGS
	039861-01-000	EA SENDING UNIT-W/SCREW, WASHER, WELL NUT & TERMINAL RING
	010224-01-000	EA ADAPTER-HOSE TO PIPE, 3/8" MPT X 3/8" BARB - PLASTIC BLACK
	042989-03-000	EA FITTING-WATER TANK, SPINWELD - 1 1/4"NPT - PLASTIC - WHITE
	042989-04-000	EA FITTING-WATER TANK, SPINWELD - 3/8" FPT - PLASTIC - WHITE
	042989-05-000	EA FITTING-WATER TANK, SPINWELD - 1/2" FPT - PLASTIC - WHITE
	044927-01-000	EA ADAPTER-HOSE TO PIPE, 1 1/4"MPT X 1 1/4"BARB-BLACK PLASTIC
	049032-01-000	EA PATCH SPINWELD, 3/8" - PLASTIC
	052955-03-000	EA TEE - 5/8" F X 5/8" F X 1/2" MPT - PLASTIC
	074462-02-000	FT TUBING-VINYL, 3/8" ID - CLEAR
	077954-02-000	EA FILTER WATER TANK, SCREEN IN TANK
	079381-01-000	FT TUBING-SMOOTH FLEXIBLE, 1 1/4" ID
	096449-01-000	EA WIRE ASSEMBLY-WATER TANK TO MONITOR PANEL
	049032-01-000	EA PATCH SPINWELD, 3/8" - PLASTIC

EXTERIOR SHOWER KIT

KEY	PART NUMBER	U/M DESCRIPTION
	046128-01-000	EA VALVE-DRAIN, PLASTIC - 1/2" FPT
	052959-02-000	EA CONNECTOR, 1/2" F X 1/2" MPT - PLASTIC - GRAY
	057457-01-000	EA ELBOW-UNION, 1/2" X 1/2" FLARE
	065120-01-000	EA ELBOW-SWIVEL, 1/2" FPT X 1/2" FLARE - PLASTIC - GRAY
	052957-02-000	EA ELBOW-MALE, 1/2" F X 1/2" MPT - PLASTIC - GRAY
	103173-02-01A	EA KIT-SHOWER, EXTERIOR - OFF WHITE WITH EXTERIOR DOOR, FAUCET, HEAD & HOSE
	103173-03-700	EA DISH-COMPARTMENT, PLASTIC - OFF WHITE - Y0001
	103173-03-701	EA DOOR COMPARTMENT, PLASTIC - OFF WHITE - 0E001
	103173-03-702	EA PIN HINGE, DOOR - EXTERIOR SHOWER KIT - 345
	103173-03-703	EA SPRING-HINGE PIN, EXTERIOR SHOWER DOOR - 108
	103173-03-704	EA LOCK ASSEMBLY, W/CLIP & KEY - EXTERIOR SHOWER DOOR - 00C00 KEY BLANK NOT AVAILABLE
	103173-03-705	EA LABEL AUXILIARY SHOWER, 00090
	103173-03-708	EA STEM & BONNET, (SETS) - 39025

WATER & SEWAGE GROUP (CONTINUED)

WATER SYSTEM

KEY	PART NUMBER	U/M DESCRIPTION
	036522-02-000	EA CAP-BRASS, 1/2" FLARE
	039800-01-000	FT TUBING-POLYBUTYL, 1/2" OD - INCREMENTS OF 20' - BLACK
	039800-02-000	FT TUBING-POLYBUTYL, 5/8" OD - INCREMENTS OF 20' - BLACK
	052952-01-000	EA NUT-PLASTIC, 1/2" F X 1/2" TUBE - GRAY
	052952-02-000	EA NUT-PLASTIC, 5/8" FLARE
	052955-01-000	EA TEE-WATER, 1/2" F X 1/2" F X 1/2" MPT - PLASTIC - GRAY
	052955-03-000	EA TEE - 5/8" F X 5/8" F X 1/2" MPT - PLASTIC
	052957-02-000	EA ELBOW-MALE, 1/2" F X 1/2" MPT - PLASTIC - GRAY
	052958-01-000	EA TEE, 1/2" F X 1/2" F X 1/2" F - PLASTIC - GRAY
	052959-02-000	EA CONNECTOR, 1/2" F X 1/2" MPT - PLASTIC - GRAY
	052960-01-000	EA DRAIN VALVE-IN LINE, HEADER - 1/2" F X 1/2" F - GRAY PLAS
	052960-03-000	EA DRAIN VALVE-IN LINE, HEADER - 5/8" F X 5/8" F - PLASTIC
	055290-01-000	EA ELBOW - 5/8" F X 1/2" MPT
	057457-01-000	EA ELBOW-UNION, 1/2" X 1/2" FLARE
	057974-01-000	EA TEE - 5/8" F X 1/2" F X 1/2" F, PLASTIC
	065120-01-000	EA ELBOW-SWIVEL, 1/2" FPT X 1/2" FLARE - PLASTIC - GRAY
	074463-01-000	EA TEE - 4 WAY, 1/2" FLARE - PLASTIC - GRAY
	079317-01-000	EA ADAPTER-SWIVEL, 1/2" TUBE X 1/2" FPT - PLASTIC - GRAY
	087659-04-000	EA FILL-WATER, CITY - OFF WHITE
	098417-01-000	EA CONNECTOR - 5/8" F X 1/2" MPT, PLASTIC - KEVCO
	098420-01-000	EA CONNECTOR-SWIVEL, 1/2" FPT X 5/8" TUBE - PLASTIC
	101814-01-000	EA COUPLING-FEMALE, 1/2" X 1/2" FPT
	106258-01-000	EA CAP-INSERTABLE, 1/2" FLARE
	106258-02-000	EA CAP-INSERTABLE 5/8 FLARE - KEVCO 64399 BONNET
	039861-01-000	EA SENDING UNIT-W/SCREW, WASHER, WELL NUT & TERMINAL RING
	052959-03-000	EA CONNECTOR, 1/2" F X 3/8" MPT - PLASTIC - GRAY
	091208-01-000	EA WASHER-RUBBER, 06" X 75" X 5"
	052957-02-000	EA ELBOW MALE, 1/2" F X 1/2" MPT - PLASTIC - GRAY
	039808-03-000	EA ELBOW PLAS, 1/2MPT X 1/2MPT KEVCO 17296

FROM 11-22-92 THRU 99-99-99

052956-01-000	EA TEE - 1/2" F X 1/2" MPT X 1/2" F - PLASTIC
---------------	---

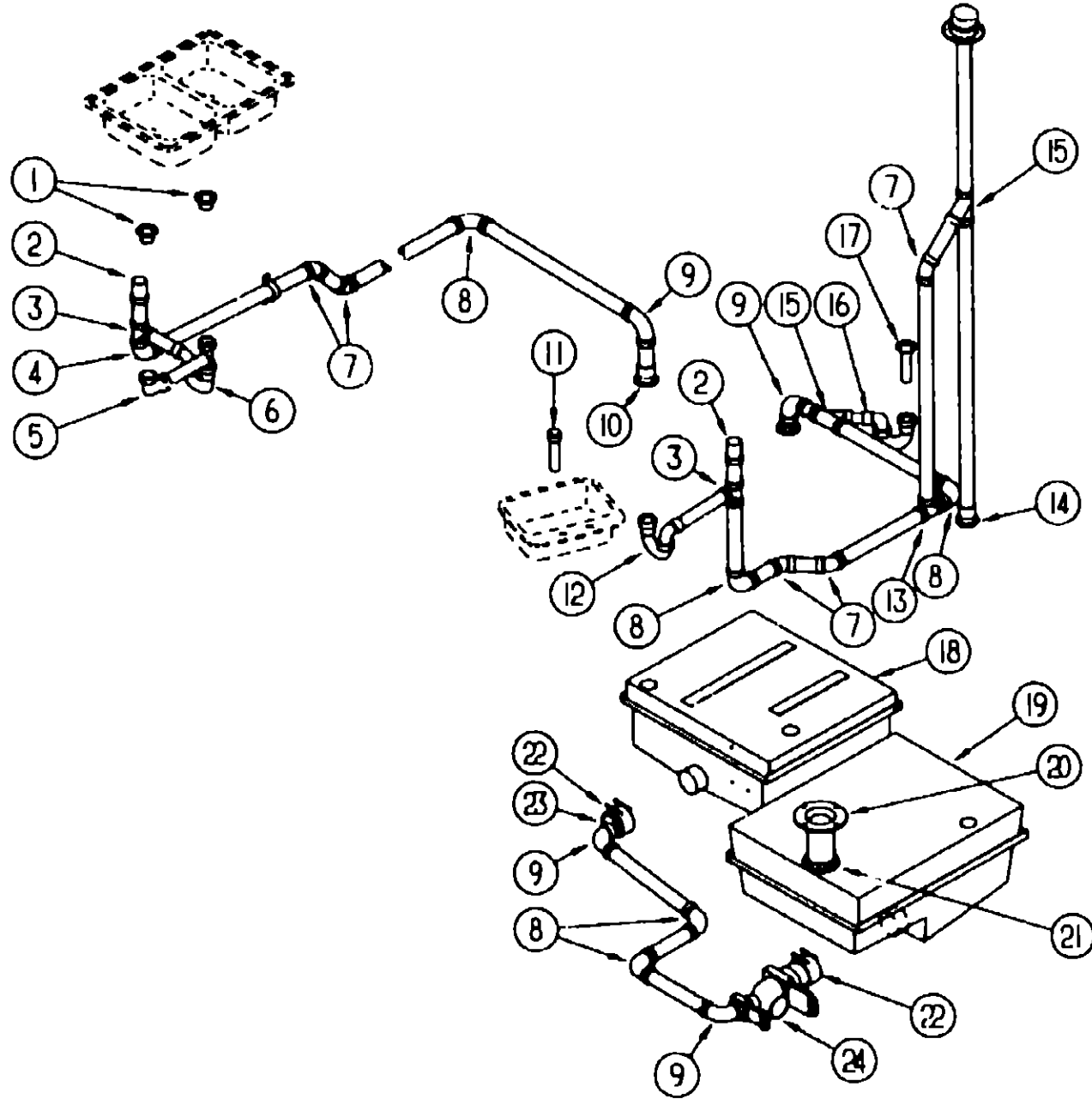
**1993 WINNEBAGO
TABLE OF CONTENTS**

INTRODUCTION	A-01 -	A-02
ABBREVIATIONS		A-03
ALPHABETICAL INDEX	A-04 -	A-06
WCF23RC	A-07 -	E-16
WCF31RQ	E-17 -	J-18

1993 WCF23RC INDEX

FLOOR PLAN	A-07 -	A-08
ACCESSORIES		A-09
AUDIO VIDEO	A-10 -	A-12
BATH	A-13 -	A-14
BEDROOM	A-15 -	A-16
CHASSIS	A-17 -	B-03
CURTAIN & CUSHION	B-04 -	B-12
DINETTE	B-13 -	B-14
DRIVERS COMPARTMENT	B-15 -	B-19
ELECTRICAL	B-20 -	C-02
EXTERIOR BODY	C-03 -	C-10
GALLEY	C-11 -	C-15
GENERATOR	C-16 -	C-17
HEATING & A/C	C-18 -	C-22
INTERIOR FINISH	C-23 -	D-02
LABELS	D-03 -	D-11
LP		D-12
SEALANTS & FASTENERS	D-13 -	D-16
WATER & SEWAGE	D-17 -	D-22
WINDOW, VENT AND		
EXTERIOR DOOR	D-23 -	E-14
WINDSHIELD/WIPER	E-15 -	E-16

WATER & SEWAGE GROUP (CONTINUED)
DRAINAGE SYSTEM



KEY	PART NUMBER	U/M DESCRIPTION
1	092303-01-000	EA STRAINER-SINK
2	079968-01-000	EA VENT-MECH TRAP ARM, ANTI-SIPHON - 2" DIA X 7 3" - PLASTIC
3	010079-01-000	EA TEE-SANITARY, 1 1/2" X 1 1/2" X 1 1/4" H - PLASTIC - BLACK
3	010071-01-000	EA TEE-SANITARY, 1 1/2" HUB X HUB X HUB - PLASTIC - BLACK FROM 00-00-00 THRU 08 02-92
4	010051-01-000	EA ELBOW - 45 DEGREE BEND, 1 1/2" SMOOTH X 1/4" HUB - PLASTIC - BLACK
4	010121-01-000	EA BUSHING-REDUCER, 1 1/2" SMOOTH X 1/4" HUB - PLASTIC - BLACK
5	011091-03-000	EA CONTINUOUS WASTE ASSEMBLY - CANADIAN
5	011091-02-000	EA PIPE-DRAIN, DOUBLE SINK - BAFFLE TEE - 1 1/2" ONE PIPE W/TEE TO DRAIN BOTH SIDES OF SINK
6	011071-01-000	EA TRAP-P, 1 1/2" - PLASTIC - CANADIAN
6	107538-01-000	EA P-TRAP-PLASTIC, 1 1/4" W/EXT ARM - US
7	010006-01-000	EA ELBOW - 45 DEGREE, 1/8 BEND - 1 1/2" HUB X HUB - BLACK PLASTIC
8	010008-01-000	EA ELBOW - 90 DEGREE, 1/4 BEND - 1 1/2" HUB X HUB - BLACK PLASTIC
9	033761-01-000	EA ELBOW-TURN, 1/4 BEND X 1 5" HUB X 1 5" SPIGOT - BLK PLASTIC
10	010115 01-000	EA COUPLING - 1 1/2" HUB X HUB, PLASTIC
10	061607-01-000	EA GROMMET-HOLDING TANK, 1 1/2" NPS
11	096927-01-701	EA TAILPIECE-SINK
12	107538-01-000	EA P-TRAP-PLASTIC, 1 1/4" W/EXT ARM - US
12	011066-02-000	EA P TRAP - 1 1/4" HUB X SLIP JOINT, W/UNION - ABS - CANADIAN
13	010071-01-000	EA TEE-SANITARY, 1 1/2" HUB X HUB X HUB - PLASTIC - BLACK
14	061607-01-000	EA GROMMET-HOLDING TANK, 1 1/2" NPS
15	010073-01-000	EA WYE - 45 DEGREE, 1 1/2" HUB X HUB X HUB - PLASTIC - BLACK
15	109571-01-000	EA ADAPTER-P TRAP, 1 1/2" P X 1 1/4" MPT
16	107538-01-000	EA P TRAP-PLASTIC, 1 1/4" W/EXT ARM - US
16	011066-02-000	EA P-TRAP, 1 1/2" TRAP X 1 1/4" SOCKET - PLASTIC - CANADIAN
17	011069-03-000	EA TAILPIECE-SHOWER/TUB, 1 1/2" X 1 3/4" - PLASTIC - US
17	011069-02-000	EA TAILPIECE-TUB/SHOWER, 1 1/2" X 1 1/4" X 4" - BRASS - CANADIAN
18	064592-01-000	EA TANK HOLDING, W/O GROMMETS & PROBES - 25 GALLON 11" X 27" X 24"
19	102050-01-000	EA TANK-HOLDING, 35 5 GALLON
20	024676-01-000	EA FLANGE CLOSET, TOILET - 4" X 3" - RED - US
20	024676 02 000	EA FLANGE-CLOSET, 4" X 3" - ABS - CANADIAN
21	061607-02-000	EA GROMMET-HOLDING TANK, 3" NPS
22	078406-01-000	EA COUPLER-RUBBER, W/CLAMPS - 3" X 3"
23	062422-01-000	EA ADAPTER OFFSET REDUCER, 3" X 1 1/2" - PLASTIC - BLACK
24	070916 01-000	EA VALVE-DUAL DUMP, W/CAP - 3" X 1 1/2" - PLASTIC - BLACK
	070916-01-700	EA VALVE ONLY, 3"
	070916-01-701	EA VALVE ONLY, 1 1/2"
	010201-01-000	EA HOSE SEWER, 3" ID X 8'
	062416-01-000	EA ADAPTER-SEWER HOSE TO 3" PIPE

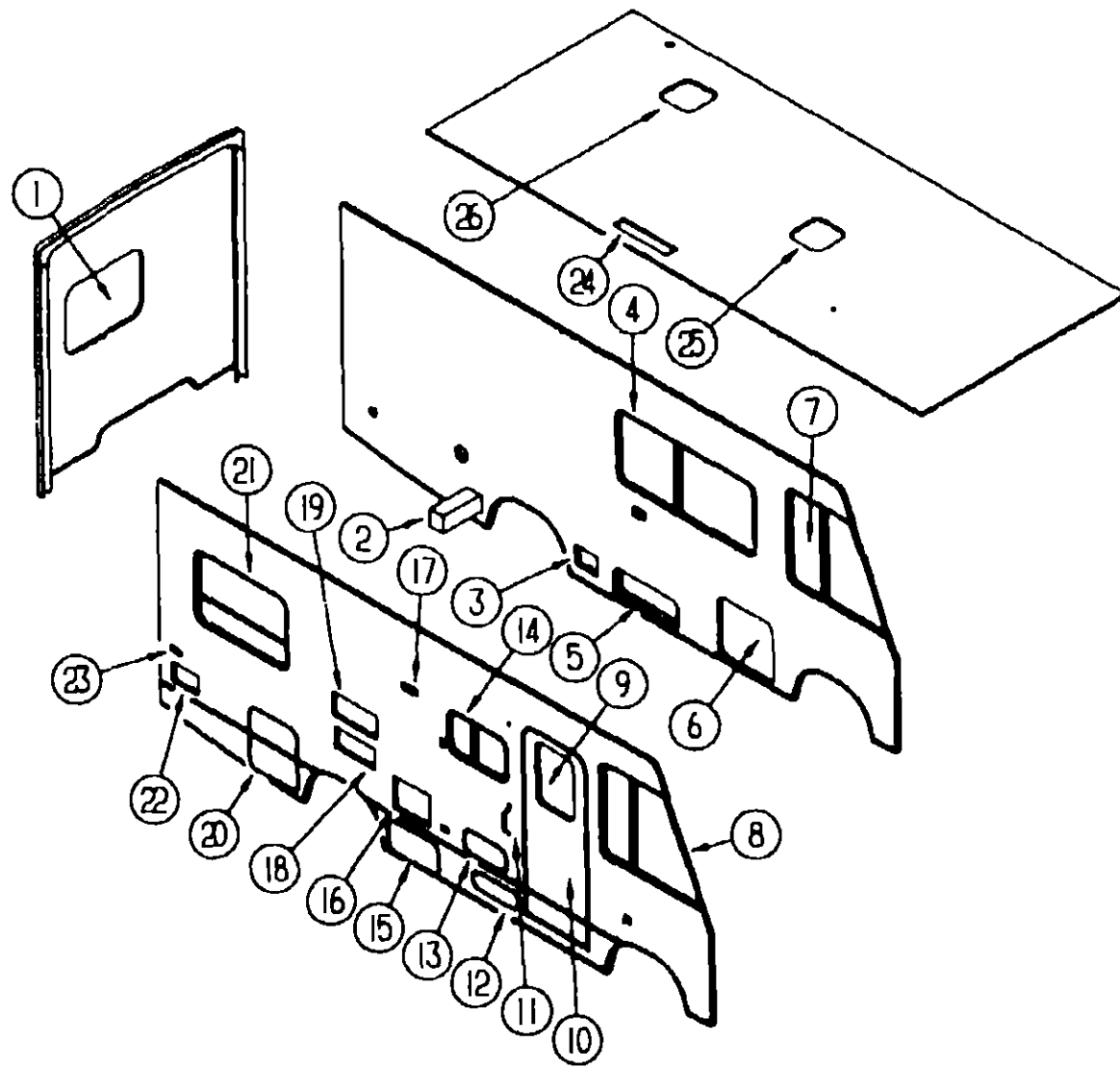
1993 WINNEBAGO
TABLE OF CONTENTS

INTRODUCTION	A-01	A-02
ABBREVIATIONS		A-03
ALPHABETICAL INDEX	A-04	A-06
WCF23RC	A-07	E-16
WCF31RQ	E-17	J-18

1993 WCF23RC INDEX

FLOOR PLAN	A-07	A-08
ACCESSORIES		A-09
AUDIO VIDEO	A-10	A-12
BATH	A-13	A-14
BEDROOM	A-15	A-16
CHASSIS	A-17	E-03
CURTAIN & CUSHION	B-04	B-12
DINETTE	B-13	B-14
DRIVERS COMPARTMENT	B-15	B-19
ELECTRICAL	B-20	C-02
EXTERIOR BODY	C-03	C-10
GALLEY	C-11	C-15
GENERATOR	C-16	C-17
HEATING & A/C	C-18	C-22
INTERIOR FINISH	C-23	D-02
LABELS	D-03	D-11
LP		D-12
SEALANTS & FASTENERS	D-13	D-16
WATER & SEWAGE	D-17	D-22
WINDOW, VENT AND EXTERIOR DOOR	D-23	E-14
WINDSHIELD/WIPER	E-15	E-16

WINDOW, VENT & EXTERIOR DOOR GROUP
EXTERIOR WINDOWS, DOORS & VENTS



KEY	PART NUMBER	U/M	DESCRIPTION
1	078528-04-C05	EA	WINDOW ASM-ESCAPE
2	052423-01-000	EA	DOOR-ACCESS, 6 6" X 6 3" - PLAS, IC - OFF WHITE
	052424-01-000	EA	JAMB-DOOR, 8" X 7 7" - PLASTIC - OFF WHITE
3	088794-01-000	EA	DOOR-POWER CORD, W/HATCH - OFF WHITE
4	098647-10-02A	EA	WINDOW ASM-SLIDER, HORIZONTAL OW - H024-PRL
5	103533-01-C05	EA	DOOR ASM-GENERATOR
6	106987-07-C05	EA	DOOR ASM-STORAGE
7	103658-01-01A	EA	WINDOW ASM-CAB, DRIVER - H 332-ARL
			FROM 00-00-00 THRU 08-22-92
7	103658-05-01A	EA	WINDOW ASM-CAB DRIVER - EXCEL H373-ARL
			FROM 08-23-92 THRU 99-99-99
8	103658-02-01A	EA	WINDOW ASM-CAB, PASSENGER - H322-ARR
			FROM 00-00-00 THRU 08-22-92
8	103658-06-01A	EA	WINDOW ASM-CAB, PASSENGER - H373-ARR
			FROM 08-23-92 THRU 99-99-99
9	079733-04-T03	EA	WINDOW-ENTRY DOOR, 17" X 25" - W/O INSIDE FRAME
10	M01870-64 D09	EA	DOOR-ENTRY W/SCREEN, W/BLK FRAME
11	009126-02-000	EA	HANDLE-ASSIST, ENTRY DOOR - BLACK
12	078720-02-T15	EA	DOOR-COMPARTMENT, LP - 16 9" X 5 4" - ALUMINUM - O/W
13	105118-01-C05	EA	DOOR ASM-STORAGE
14	092235-11-Y12	EA	WINDOW-TIPOUT, SINGLE - W/O INSIDE FRAME
15	106987-01-C05	EA	DOOR ASM-STORAGE
16	052009-01-000	EA	DOOR-WATER HEATER, OFF WHITE - ATWOOD 5576-27
17	084616-01-000	EA	SHROUD RANGE HOOD VENT, OFF WHITE
	084878-09-000	EA	VENT-RANGE HOOD, SHORT - LVS
18	098668-06-000	EA	DOOR-ACCESS, FURNACE, OFF WHITE - SUBURBAN 520574
19	084103-03-000	EA	DOOR-REFRIGERATOR, VENTED - W/O JAMB - OFF WHITE
	084104-03-000	EA	JAMB-DOOR, REFRIGERATOR - OFF WHITE
	084104-01-700	EA	LOCK-MALE, FASTENER - REFRIGERATOR DOOR
	084104-01-701	EA	LOCK-FEMALE, FASTENER - REFRIGERATOR DOOR
20	106987-04-C05	EA	DOOR ASM-STORAGE
21	092235-12-Y12	EA	WINDOW-TIPOUT, SINGLE - W/O INSIDE FRAME
22	105118-02-C05	EA	DOOR-STORAGE, 17 5" X 7 6"
23	081240-03-000	EA	DOOR WATER FILL, LOCKABLE, 1" X 4 5/8" OFF WHITE
	082684-01-700	EA	KEY
24	090393-01-Y12	EA	VENT-ROOF, POWERED W/O SCREEN - US
			FROM 00-00-00 THRU 10-04-92
24	110051-03-01A	EA	VENT-ROOF, POWERED - 2" ROOF - JENSEN 7757 WHE - US
			FROM 10-05-92 THRU 99-99-99
24	064469-08-000	EA	VENT-ROOF, POWERED - 14" X 14" - 12V - JENSEN C-727 - CSA
			FROM 00-00-00 THRU 10-04-92
24	110051-05-01A	EA	VENT-ROOF, POWERED - 2" ROOF - JENSEN C7757 WHE - CSA
			FROM 10-05-92 THRU 99-99-99
25	084073-03-000	EA	COVER-ROOF VENT, REFRIGERATOR OFF WHITE - NORCOLD
	084073-04-000	EA	BASE-ROOF VENT, REFRIGERATOR - BLACK - NORCOLD
26	090392-01-Y12	EA	VENT-ROOF NONPOWERED
			FROM 00-00-00 THRU 10-04-92
26	110051-05-01A	EA	VENT-ROOF, NONPOWERED - 2" ROOF - JENSEN 7724 WHE
			FROM 10-05-92 THRU 99-99-99

1993 WINNEBAGO
TABLE OF CONTENTS

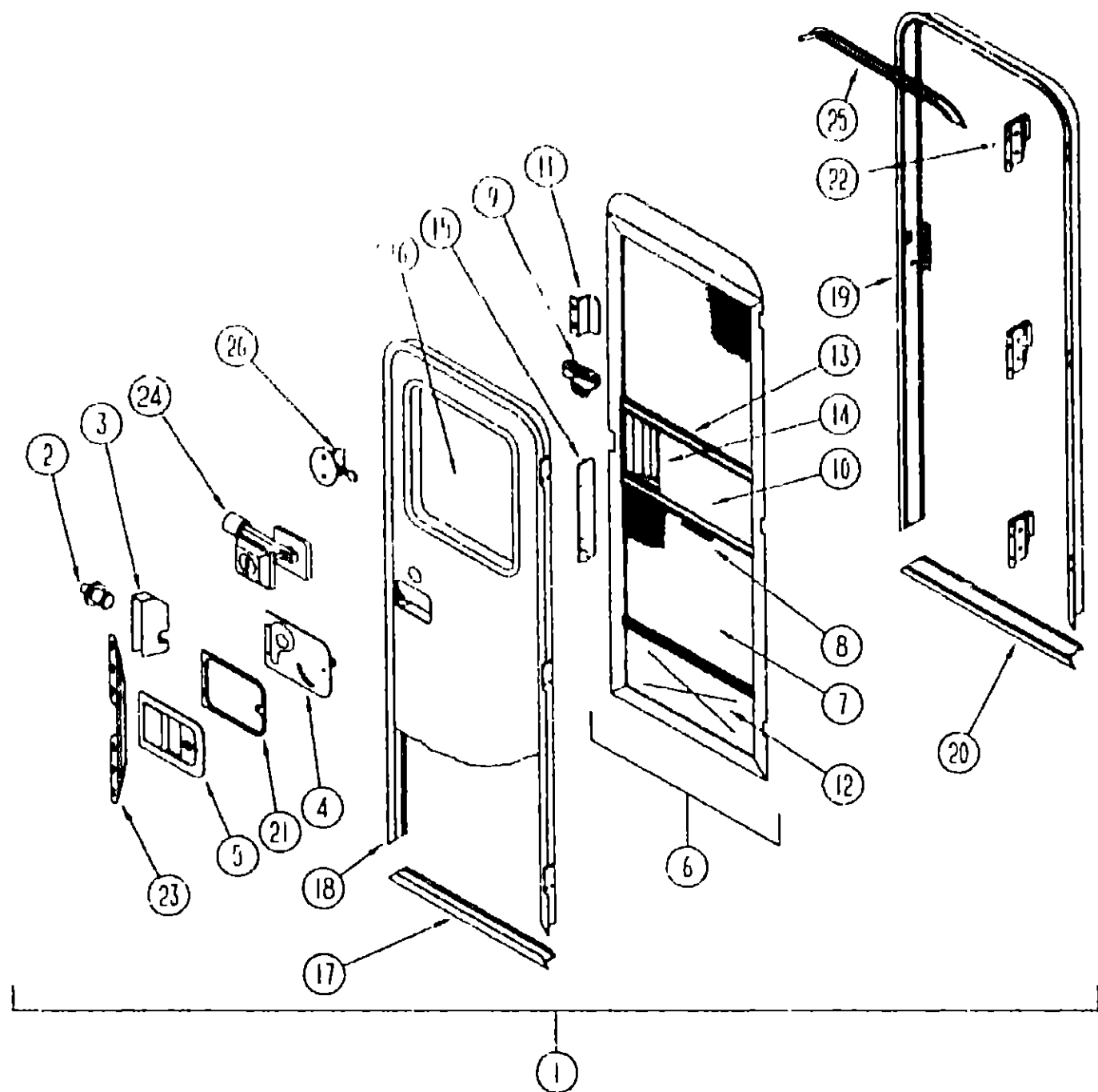
INTRODUCTION	A-01	A-02
ABBREVIATIONS		A-03
ALPHABETICAL INDEX	A-04	A-06
WCF23RC	A-07	E-16
WCF31RQ	E-17	J-18

1993 WCF23RC INDEX

FLOOR PLAN	A-07	A-08
ACCESSORIES		A-09
AUDIO VIDEO	A-10	A-12
BATH	A-13	A-14
BEDROOM	A-15	A-16
CHASSIS	A-17	B-03
CURTAIN & CUSHION	B-04	B-12
DINETTE	B-13	B-14
DRIVERS COMPARTMENT	B-15	B-19
ELECTRICAL	B-20	C-02
EXTERIOR BODY	C-03	C-10
GALLEY	C-11	C-15
GENERATOR	C-16	C-17
HEATING & A/C	C-18	C-22
INTERIOR FINISH	C-23	D-02
LABELS	D-03	D-11
LP		D-12
SEALANTS & FASTENERS	D-13	D-16
WATER & SEWAGE	D-17	D-22
WINDOW, VENT AND EXTERIOR DOOR	D-23	E-14
WINDSHIELD/WIPER	E-15	E-16

WINDOW, VENT & EXTERIOR DOOR GROUP (CONTINUED)

ENTRY DOOR



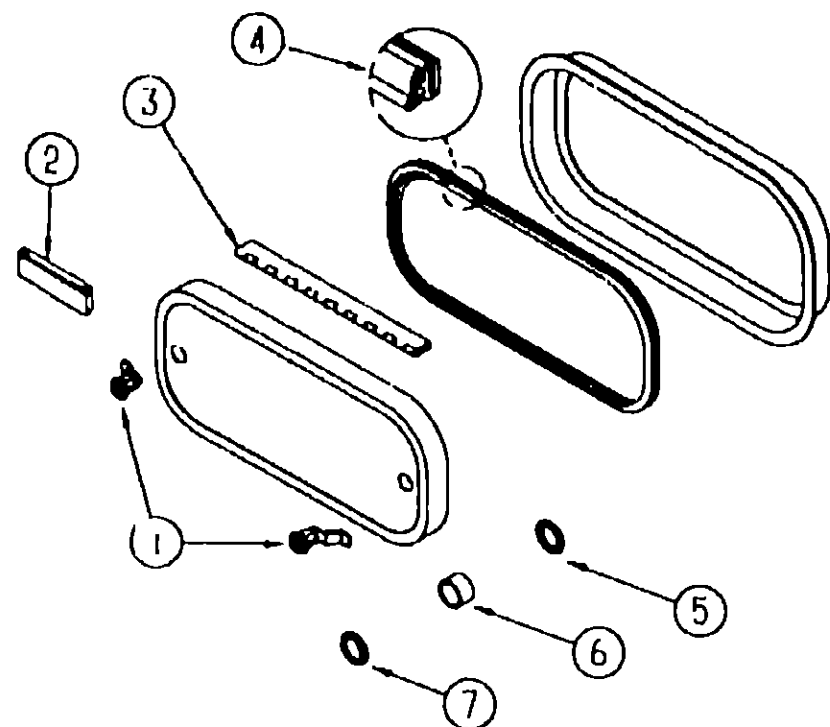
KEY	PART NUMBER	U/M	DESCRIPTION
1	M01870 01 000	EA	DOOR-ENTRY W/SCREEN DOOR & JAMB
2	099579 01 000	EA	STRIKE LOCK, ENTRY DOOR - ROUND W/THREADED WASHER
3	039740 01 000	EA	LATCH MECHANISM-HOOK, ENTRY DOOR - INTERIOR
4	039745 01 000	EA	NUT-SECT, 1/4" DIAMETER 20 THREADS
4	039979 04 000	EA	COVER INTERIOR LATCH, W/TRIP ARM RIGHT - BLACK
	039984 01 000	EA	CAP ROUND VINYL - 28" ID X 62" LONG - BLACK
	01546 03 000	EA	BRACKET-DOOR ANGLE, 5" X 1 9" - BEIGE METAL
5	015017-11 000	EA	LATCH-ENTRY DOOR MECHANISM W/LOCK & KEY - BLACK
	015017 11 701	EA	KEY BLANK
	0514025 02 000	EA	CLIP ROLLER LATCH CATCH SCREEN DOOR
	063729 04 000	EA	WASHER, 10 32 UNF 010 080
	072893 01 000	EA	NUT-SECT-M5 X 0, 8
	075671 04 000	FT	SEAL SPONGE, LAZY T SHAPE W/ADHESIVE STRIPE - 5" WIDE
6	079012 01 001	EA	DOOR SCREEN
7	002293 02-000	SF	SCREENING-WINDOW/DOOR, 26" - CHARCOAL
8	002294-01 000	FT	SPLINE-SCREENING, 135" X 138" - BLACK
	002718 01 000	EA	CORNER KEY DOOR
9	009018 01 000	EA	CATCH ASM-SINGLE ROLLER
9	109103 01-000	EA	CATCH-ASM-SINGLE ROLLER
			FROM 00 00-00 THRU 07-11 92
			FROM 07 15 92 THRU 99 99 92
10	016451 01-000	EA	INSERT-CENTER LEATHER GRAIN ALUMINUM - UNPAINTED
10	001014 01 013	EA	INSERT CENTER 10 25" X 16 31" - UNPAINTED
11	050712-04 000	EA	HANDLE-SCREEN DOOR, ALUMINUM - OFF WHITE
11	050712 05-000	EA	HANDLE-SCREEN DOOR, UNPAINTED
12	078552 03 000	EA	KICK PANEL-SCREEN DOOR LOWER INSERT - UNPAINTED
	078555 01-000	EA	TOP PLATE-SCREEN DOOR CURVED TOP - 4 7" X 25 35"
13	078777 01-000	EA	CHANNEL-SLIDE, SCREEN DOOR CENTER SLIDER COVER
14	079086-02-000	EA	SLIDER-SCREEN DOOR, OFF WHITE
15	079087-02-000	EA	STRIKE SLIDER, W/LIP FOR ELBOW CATCH - 1 5" X 8 6" - OFF WHITE
	003016-01 000	EA	CATCH ELBOW SPRING LOADED - SCREEN DOOR CATCH
			FROM 00 00-00 THRU 01 28 93
16	079733-04-T03	EA	WINDOW-PICTURE, W/O INSIDE FRAME - 17" X 25"
	067609-32-000	EA	FRAME WINDOW, ENTRY DOOR - OFF WHITE
	067609-27-000	EA	FRAME-WINDOW, ENTRY DOOR - BLACK - EUROPEAN
	002181-06-000	EA	GLASS-WINDOW, 115" X 16 25" X 24"
	081914-01-000	EA	BUMPER-RUBBER, ROUND 43" DIAMETER - BLACK
17	089748-01-000	EA	FRAME-BOTTOM ENTRY DOOR - 24 8" LONG - OFF WHITE
	090340-01-000	FT	SEAL-FOAM, CLOSED CELL - 1/4" X 1/2" X 50"
18	095276-01-01A	EA	FRAME-ENTRY DOOR, W/O BOTTOM - OFF WHITE
19	095277-02-01A	EA	JAMB-ENTRY DOOR, W/BOTTOM - 25 9" X 74 5" - OFF WHITE
20	051049-01-000	EA	JAMB-BOTTOM, ENTRY DOOR - 25 9" - UNPAINTED
	079207-01-000	EA	STRIKER-ROLLER CATCH, WELDED TO DOOR JAMB - 4" X 1 15"
	095278-01-01A	EA	JAMB DOOR, ENTRANCE - 25 9" X 74 5" - UNPAINTED
21	096810-01-01A	EA	PLATE-LATCH, ENTRY DOOR - PLASTIC - BLACK
22	097724-01-04A	EA	HINGE-ENTRY DOOR, UNPAINTED
23	098173-01-04A	EA	STIFFENER-ENTRY DOOR SUPPORTS LATCH/STRIKE AREA - UNPAINTED
	100128-02-000	FT	SEAL-PILE, ADHESIVE BACK - SCREEN DOOR - GRAY
24	101145-01-01A	EA	DEADBOLT-ENTRY DOOR, W/2 KEYS W/O BACK SET BOLT OR SCREWS
	095229-01 700	EA	KEY BLANK FOR DEADBOLT
	101147-01-000	EA	BOLT-SECURITY, 4 12" BACKSET
	102524-01-000	EA	BUMPER-RUBBER FLAT - BLACK
25	044582-02-000	EA	CAP-DRIP, ENTRY DOOR - JAMB MOUNTED - ALUMINUM - OFF WHITE
	064075-07-000	FT	SEAL-BULB, W/WIRED U CHANNEL - 3" X 5" CHANNEL - BLACK
	075639-04-000	EA	GARNISH-RADIUS, ENTRY DOOR - OFF WHITE
	077461-03-000	EA	COVER STRIKE, ENTRY DOOR - 6 5" X 2 5" - PLASTIC - WHITE
	090340-01-000	FT	SEAL-FOAM, CLOSED CELL - 1/4" X 1/2" X 50"
	091876-01-000	EA	RETAINER-DOOR, 1 9" X 8" - METAL
26	100412-01-000	EA	CATCH-SCREEN DOOR, THUMB CLIP W/BLACK PLASTIC CAP
	104692-01-000	FT	SEAL-ADHESIVE BACK, 3/4" X 34"

1993 WINNEBAGO TABLE OF CONTENTS

INTRODUCTION	A-01	A-02
ABBREVIATIONS		A-03
ALPHABETICAL INDEX	A-04	A-06
WCF23RC	A-07	E-16
WCF31RQ	E-17	J-18

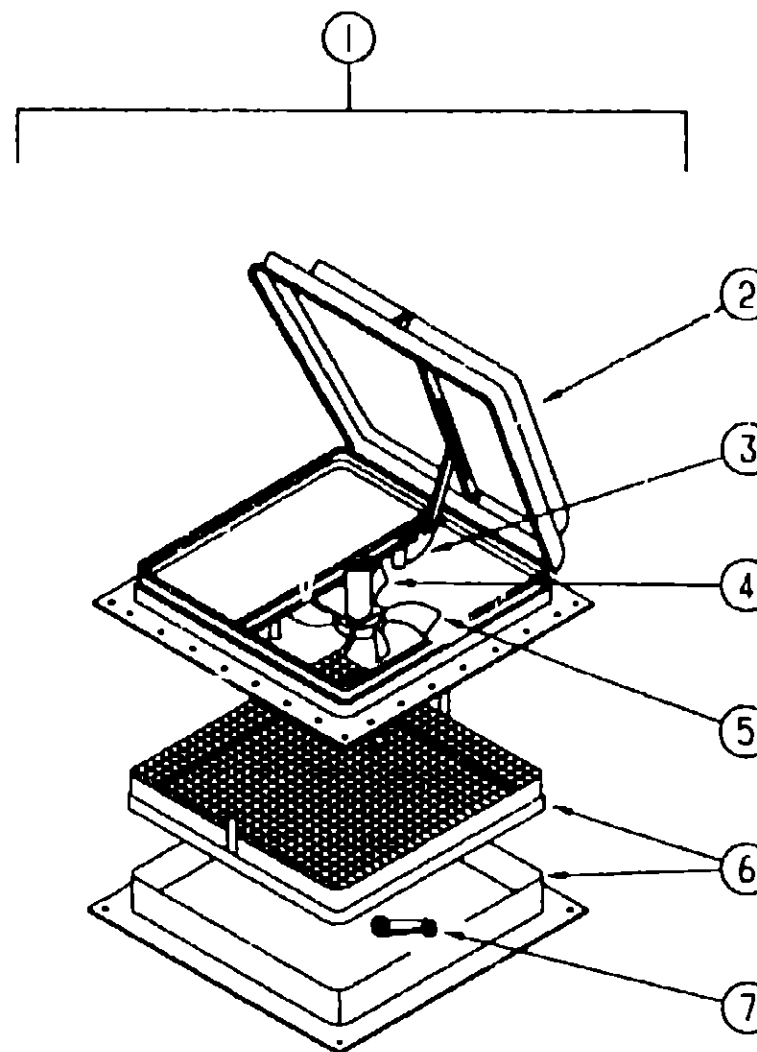
1993 WCF23RC INDEX

FLOOR PLAN	A-07	A-08
ACCESSORIES		A-09
AUDIO VIDEO	A-10	A-12
BATH	A-13	A-14
BEDROOM	A-15	A-16
CHASSIS	A-17	B-03
CURTAIN & CUSHION	E-04	B-12
DINETTE	B-13	B-14
DRIVERS COMPARTMENT	B-15	B-19
ELECTRICAL	B-20	C-02
EXTERIOR BODY	C-03	C-10
GALLEY	C-11	C-15
GENERATOR	C-16	C-17
HEATING & A/C	C-18	C-22
INTERIOR FINISH	C-23	D-02
LABELS	D-03	D-11
LP		D-12
SEALANTS & FASTENERS	D-13	D-16
WATER & SEWAGE	D-17	D-22
WINDOW, VENT AND EXTERIOR DOOR	D-23	E-14
WINDSHIELD/WIPER	E-15	E-16



EXTERIOR DOOR COMPONENTS & HOLDERS

KEY	PART NUMBER	U/M	DESCRIPTION
1	079366-04 000	EA	LOCK-DOOR, KEY TYPE W/O KEYS - 1 9 OFF SET
	082684 01-700	EA	KEY BLANK
1	009003-01-000	EA	LOCK-TWIST TYPE, W/CLIP
1	079927 03 000	EA	LOCK-TWIST TYPE, DOUBLE CAM - 2 10 OFF SET
2	102768 01-000	EA	HOLDER COMPARTMENT/ENTRY DOOR, METAL - MILL FINISH
3	081801-02-000	EA	HINGE - 2" X 96", OFF WHITE
3	034007 40-000	EA	HINGE-PIANO, 1 5" X 96" - ALUMINUM - OFF WHITE
3	009065 01-000	EA	HINGE-PIANO, 1 5" X 96" - ALUMINUM - UNPAINTED
4	064075 07 000	FT	SEAL-BULB, W/WIRED U CHANNEL - 3" X 5" CHANNEL - BLACK
5	109833 01 000	EA	BEAUTY RING - 67" X 78" ID, STAINLESS STEEL
6	107997-51-001	EA	SPACER - 86" X 6", ALUMINUM
7	109834 01-000	EA	WASHER - .54" X .752" ID, STAINLESS STEEL
	081914 01-000	EA	BUMPER RUBBER, ROUND - .43" DIAMETER - BLACK
	104692 01 000	FT	SEAL 3/4" X 3/4", ADHESIVE BACK



POWERED ROOF VENT - JENSEN - CANADIAN

KEY	PART NUMBER	U/M	DESCRIPTION
1	064469 08 000	EA	VENT ROOF POWERED - 14" X 14" 12V - JENSEN C-727 - CSA FROM 00 00-00 THRU 10-04 92
1	110051-09 01A	EA	VENT-ROOF, POWERED - 2" ROOF - CSA - JENSEN C-7757 WHE FROM 10-05-92 THRU 99 99-99
2	064469 03-702	EA	LID VENT, WHITE - JENSEN 290-WH FROM 00-00-00 THRU 10 04-92
2	064470 01-700	EA	COVER-ROOF VENT JENSEN 7291 FROM 10 05 92 THRU 99 99-99
3	064469 03-706	EA	LIFT MECHANISM FROM 00-00-00 THRU 10-04 92
3	110051-01-702	EA	LIFT ASM-VENT LID W/O CRANK, JENSEN RP-1000B FROM 10 05-92 THRU 99 99-99
4	048648-01-000	EA	MOTOR-ROOF VENT, 1/8 SHAFT - 12V
5	048349-01-000	EA	FAN-ROOF VENT, 6 BLADES - 6"
6	110051-01-701	EA	GARNISH W/SCREEN & FRAME-2", JENSEN 29-800-01
7	009439-01-000	EA	CRANK HANDLE-ROOF VENT FROM 00-00-00 THRU 10 04 92
	110051-01-703	EA	CRANK HANDLE-ROOF VENT, JENSEN RP-1031-B FROM 10-05-92 THRU 99 99 99
	009439-04 000	EA	SCREW 6-32 X 1 1/4" POH FROM 00-00-00 THRU 10-04-92
	009439-03 000	EA	EXTENSION-CRANK HANDLE ROOF VENT - 9" - MILL FROM 00-00-00 THRU 10 04-92
	064469-03-708	EA	GEAR - DRIVE
	064469-03-709	EA	GEAR MOTOR PINION

1993 WINNEBAGO TABLE OF CONTENTS

INTRODUCTION	A-01 -	A-02
ABBREVIATIONS		A-03
ALPHABETICAL INDEX	A-04 -	A-06
WCF23RC	A-07 -	E-16
WCF31RQ	E-17 -	J-18

1993 WCF23RC INDEX

FLOOR PLAN	A-07 -	A-08
ACCESSORIES		A-09
AUDIO VIDEO	A-10 -	A-12
BATH	A-13 -	A-14
BEDROOM	A-15 -	A-16
CHASSIS	A-17 -	B-03
CURTAIN & CUSHION	B-04 -	B-12
DINETTE	B-13 -	B-14
DRIVERS COMPARTMENT	B-15 -	B-19
ELECTRICAL	B-20 -	C-02
EXTERIOR BODY	C-03 -	C-10
GALLEY	C-11 -	C-15
GENERATOR	C-16 -	C-17
HEATING & A/C	C-18 -	C-22
INTERIOR FINISH	C-23 -	D-02
LABELS	D-03 -	D-11
LP		D-12
SEALANTS & FASTENERS	D-13 -	D-16
WATER & SEWAGE	D-17 -	D-22
WINDOW, VENT AND EXTERIOR DOOR	D-23 -	E-14
WINDSHIELD/WIPER	E-15 -	E-16

WINDOW, VENT & EXTERIOR DOOR GROUP (CONTINUED)

POWERED ROOF VENT

KEY	PART NUMBER	U/M	DESCRIPTION
	090393-01-Y12	EA	VENT-ROOF, POWERED FROM 00 00 00 THRU 10 04 92
	002825-1-000	EA	WEATHER STRIP-ROOF VENT, GRAY
	009440-01-000	EA	GEAR/ARM-VENT COVER, LIFT
	015911-01-000	EA	TRACK LIFT ARM, SLIDE - ROOF VENT
	051384-01-000	EA	COVER ROOF VENT
	052639-01-001	EA	HINGE-VENT COVER, 192"
	078786-01-Y12	EA	SCREEN ROOF VENT, NON POWERED
	002291-02-000	SF	SCREENING ROOF VENT/WINDOW, 16" - BLACK
	002298-02-000	FT	SPLINE-VENT/WINDOW SCREEN, 128 DIAMETER - BLACK
	110051-03-01A	EA	VENT ROOF, NONPOWERED - 2" ROOF FROM 10 05 92 THRU 99 99 99
	048648-01-000	EA	MOTOR-ROOF VENT, 1/8 SHAFT - 12V - JENSEN
	048649-01-000	EA	FAN ROOF VENT, 6 BLADES - 6" - JENSEN
	064469-03-708	EA	GEAR-DRIVE - JENSEN RP-1024
	064469-03-709	EA	GEAR-MOTOR PINION - JENSEN RP-1025
	064470-01-700	EA	COVER ROOF VENT - JENSEN 7291
	110051-01-701	EA	GARNISH W/SCREEN & FRAME-2" - JENSEN 29 800 01 FITS 1" AND 2" THICK ROOFS
	110051-01-702	EA	LIFT ASM-VENT LID W/O CRANK JENSEN RP-1000B
	110051-01-703	EA	CRANK HANDLE ROOF VENT, JENSEN RP-1031-B

WINDOW, VENT & EXTERIOR DOOR GROUP (CONTINUED)

NON POWERED ROOF VENT

KEY	PART NUMBER	U/M	DESCRIPTION
	090392-01-Y12	EA	VENT-ROOF, NON POWERED FROM 00-00-00 THRU 10 04 92
	002825-01-000	EA	WEATHER STRIP-ROOF VENT, GRAY
	009440-01-000	EA	GEAR/ARM-VENT COVER, LIFT
	015911-01-000	EA	TRACK-LIFT ARM, SLIDE - ROOF VENT
	055218-01-000	EA	COVER ROOF VENT
	052639-01-001	EA	HINGE-VENT COVER, 192"
	009439-01-000	EA	CRANK HANDLE-ROOF VENT
	009439-03-000	EA	EXTENSION-CRANK HANDLE, ROOF VENT - 9"
	078786-01-Y12	EA	SCREEN ROOF VENT, NON POWERED
	002291-02-000	SF	SCREENING-ROOF VENT/WINDOW, 16" - BLACK
	002298-02-000	FT	SPLINE-VENT/WINDOW SCREEN, 128 DIAMETER - BLACK
	110051-01-01A	EA	VENT ROOF, NONPOWERED - 2" ROOF - JENSEN 7724 WHE FROM 10 05-92 THRU 99-99 99
	002825-01-000	EA	WEATHER STRIP-ROOF VENT, GRAY
	009440-01-000	EA	GEAR/ARM-VENT COVER, LIFT
	015910-03-000	EA	BRACKET-HANDLE, ROOF VENT - OFF WHITE
	015911-01-000	EA	TRACK-LIFT ARM, SLIDE - ROOF VENT
	055218-01-000	EA	COVER ROOF VENT
	052639-01-001	EA	HINGE-VENT COVER, 16'
	052639-01-200	EA	HINGE-EXTRUSION, ROOF VENT 7"
	052639-01-001	EA	HINGE-VENT COVER, 16'
	110051-01-701	EA	GARNISH W/SCREEN & FRAME-2", JENSEN 29-800-01 FITS 1" AND 2" THICK ROOFS
	110051-01-702	EA	LIFT ASM-VENT LID W/O CRANK, JENSEN RP-1000B
	110051-01-703	EA	CRANK HANDLE-ROOF VENT, JENSEN RP-1031-B

VENTS & ROOF COVERS

KEY	PART NUMBER	U/M	DESCRIPTION
	083558-03-000	EA	VENT-PLUMBING PIPE ROOF W/COVER - OFF WHITE
	084073-03-000	EA	COVER-ROOF VENT, REFRIGERATOR OFF WHITE - NORCOLD
	084073-04-000	EA	BASE ROOF VENT, REFRIGERATOR - BLACK - NORCOLD

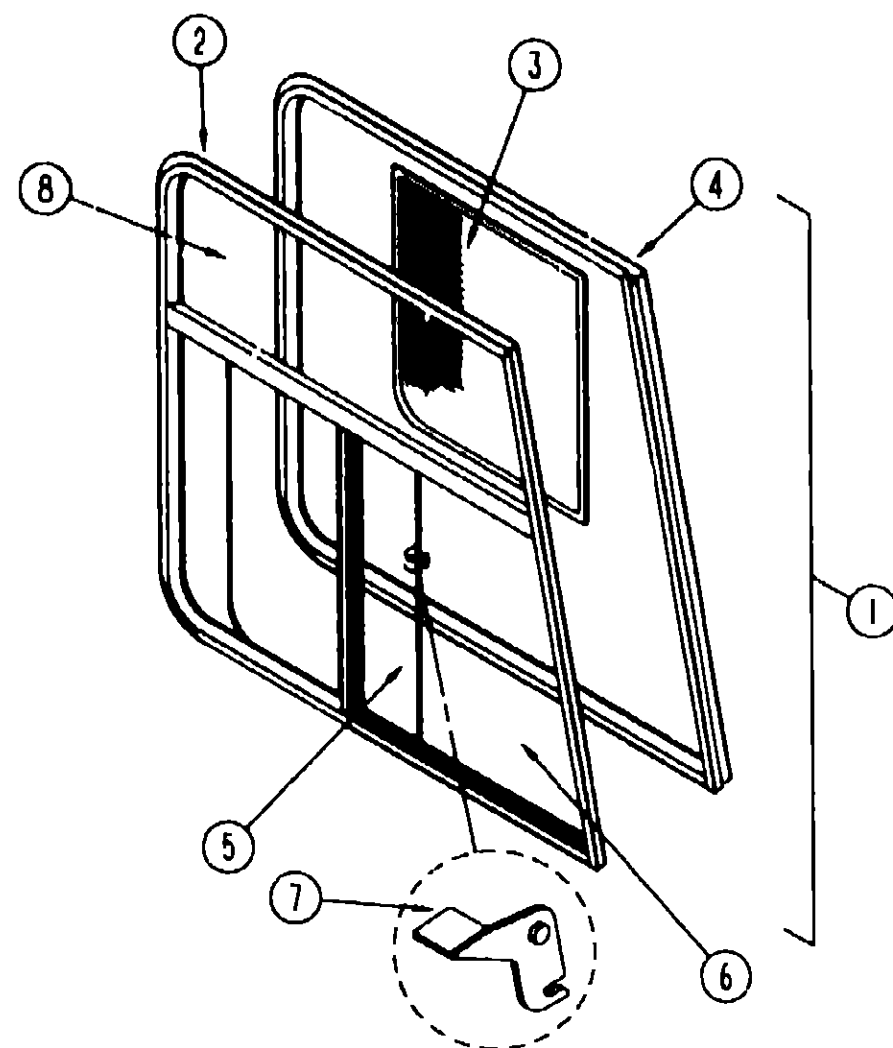
**1993 WINNEBAGO
TABLE OF CONTENTS**

INTRODUCTION	A-01 -	A-02
ABBREVIATIONS		A-03
ALPHABETICAL INDEX	A-04 -	A-06
WCF23RC	A-07 -	E-16
WCF31RC	E-17 -	J 18

1993 WCF23RC INDEX

FLOOR PLAN	A-07 -	A-08
ACCESSORIES		A-09
AUDIO VIDEO	A-10 -	A-12
BATH	A-13 -	A-14
BEDROOM	A-15 -	A-16
CHASSIS	A-17 -	B-03
CURTAIN & CUSHION	B-04 -	B-12
DINETTE	B-13 -	B-14
DRIVERS COMPARTMENT	B-15 -	B-19
ELECTRICAL	B-20 -	C-10
EXTERIOR BODY	C-03 -	C-10
GALLEY	C-11 -	C-15
GENERATOR	C-16 -	C-17
HEATING & A/C	C-18 -	C-22
INTERIOR FINISH	C-23 -	D-02
LABELS	D-03 -	D-11
LP		D-12
SEALANTS & FASTENERS	D-13 -	D-16
WATER & SEWAGE	D-17 -	D-22
WINDOW, VENT AND EXTERIOR DOOR	D-23 -	E-14
WINDSHIELD/WIPER	E-15 -	E-16

WINDOW, VENT & EXTERIOR DOOR GROUP (CONTINUED)
DRIVER & PASSENGER CAB SIDE WINDOWS



KEY	PART NUMBER	U/M	DESCRIPTION
1	103658-02-01A	EA	WINDOW ASM-CAB, PASSENGER - H322 ARR FROM 00-00-00 THRU 08-22-92
1	10365P-06-01A	EA	WINDOW ASM-CAB, PASSENGER - H373 ARR FROM 08-23-92 THRU 09-99-99
1	103658-01-01A	EA	WINDOW ASM-CAB, DRIVER - H 332-ARL FROM 00-00-00 THRU 08-22-92
1	103658-05-01A	EA	WINDOW ASM-CAB, DRIVER - H 373-ARL FROM 08-23-92 THRU 99-99-99
2	103658-02-702	EA	WINDOW-SLIDER, CAB - W/O INSIDE FRAME - PASSENGER - H322-A2R EXCEL FROM 00-00-00 THRU 08-22-92
2	103658-06-700	EA	WINDOW-SLIDER, CAB - W/O INSIDE FRAME - PASSENGER - H373-A2R EXCEL FROM 08-23-92 THRU 99-99-99
2	103658-01-704	EA	WINDOW-SLIDER, CAB - W/O INSIDE FRAME - DRIVER - H322-A2L EXCEL FROM 00-00-00 THRU 08-22-92
2	103658-05-703	EA	WINDOW-SLIDER, CAB - W/O INSIDE FRAME - DRIVER - H373-A2L EXCEL FROM 08-23-92 THRU 99-99-99
3	103658-02-700	EA	SCREEN ASM - WINDOW PASSENGER - H322-03R EXCEL
3	103658-01-700	EA	SCREEN ASM - WINDOW, DRIVER - H322-03L EXCEL
4	103658-02-703	EA	FRAME-INSIDE, PASSENGER - H322-67R EXCEL FROM 00-00-00 THRU 08-22-92
4	103658-05-700	EA	FRAME INSIDE, PASSENGER - H373-67&77 EXCEL FROM 08-23-92 THRU 99-99-99
4	103658-01-705	EA	FRAME INSIDE, DRIVER - H322-67L EXCEL FROM 00-00-00 THRU 08-22-92
4	103658-05-702	EA	FRAME-INSIDE, DRIVER - H373-67&77 EXCEL FROM 08-23-92 THRU 99-99-99
5	103658-02-701	EA	GLASS SLIDING, W/SASH & LATCH - PASSENGER - H322-A9R EXCEL
5	103658-01-703	EA	GLASS-SLIDING, W/SASH & LATCH - DRIVER - H322-A9L EXCEL
6	103658-01-702	EA	GLASS-STATIONARY, BOTTOM - 106-017700 EXCEL
7	098644-01-700	EA	LATCH-REPAIR KIT
8	103658-01-701	EA	GLASS STATIONARY, TOP - 106-017699 EXCEL FROM 00-00-00 THRU 08-22-92
8	103658-05-701	EA	GLASS-STATIONARY, TOP - 106-018480 EXCEL FROM 08-23-92 THRU 99-99-99
	098644-01-706	FT	WEATHERSTRIP, EXCEL 171-010668
	098644-01-708	FT	CHANNEL-PIERCED RUN, EXCEL 122-016543
	098644-01-710	FT	TRACK-SCREEN SPACER, 12' LENGTH - EXCEL M401-31
	098644-01-711	FT	WEATHERSTRIP-SCREEN, BLACK - EXCEL 171-016965
	098644-01-713	EA	SPRING-SCREEN FRAME (CLIP), PLASTIC - BLACK - EXCEL 226-016966
	098644-01-716	FT	PLUG-FILLER, EXCEL 132-014470
	098644-01-717	FT	SPLINE-SCREEN, EXCEL 132-004716

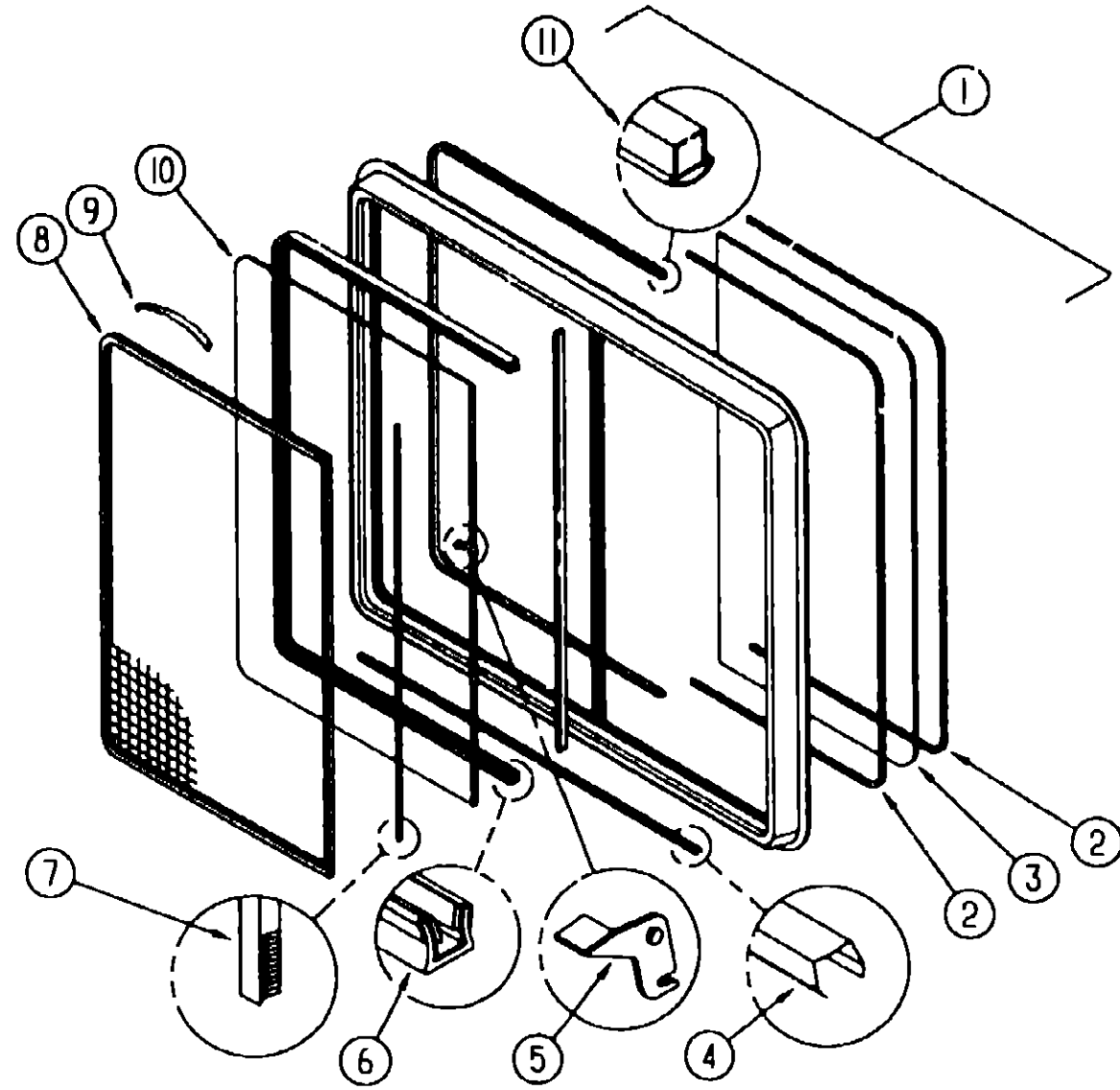
1993 WINNEBAGO
TABLE OF CONTENTS

INTRODUCTION	A-01 - A-02
ABBREVIATIONS	A-03
ALPHABETICAL INDEX	A-04 - A-08
WCF23RC	A-07 - E-16
WCF31RC	E-17 - J-18

1993 WCF23RC INDEX

FLOOR PLAN	A-07 - A-08
ACCESSORIES	A-09
AUDIO VIDEO	A-10 - A-12
BATH	A-13 - A-14
BEDROOM	A-15 - A-16
CHASSIS	A-17 - B-03
CURTAIN & CUSHION	B-04 - B-12
DINETTE	B-13 - B-14
DRIVERS COMPARTMENT	B-15 - B-19
ELECTRICAL	B-20 - C-02
EXTERIOR BODY	C-03 - C-10
GALLEY	C-11 - C-15
GENERATOR	C-16 - C-17
HEATING & A/C	C-18 - C-22
INTERIOR FINISH	C-23 - D-02
LABELS	D-03 - D-11
LP	D-12
SEALANTS & FASTENERS	D-13 - D-16
WATER & SEWAGE	D-17 - D-22
WINDOW, VENT AND EXTERIOR DOOR	D-23 - E-14
WINDSHIELD/WIPER	E-15 - E-16

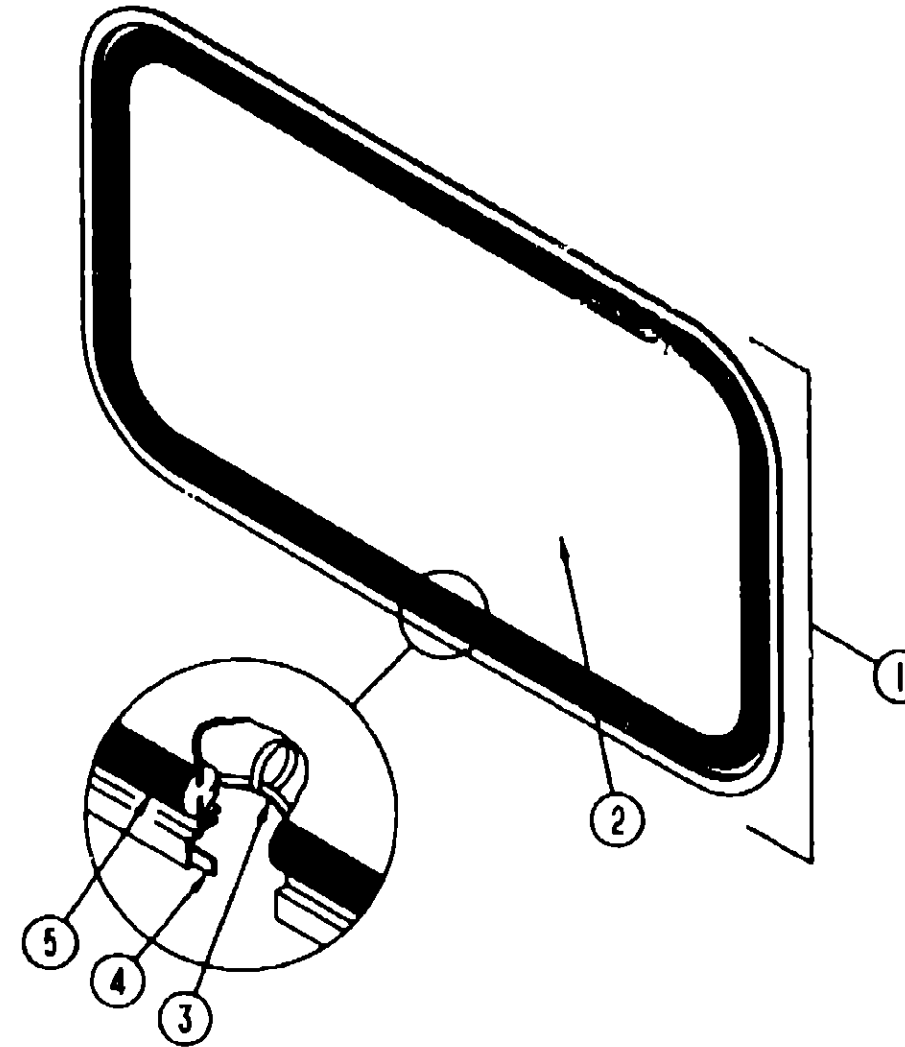
WINDOW, VENT & EXTERIOR DOOR GROUP (CONTINUED)



DINETTE SINGLE SLIDING WINDOW

KEY	PART NUMBER	U/M	DESCRIPTION
	098647-10-02A	EA	WINDOW-HORIZONTAL SLIDER, W/INSIDE FRAME - OFF WHITE
	098647-09-704	EA	FRAME-INSIDE, W024-67 EXCEL - WHITE
1	098647-10-700	EA	WINDOW-HORIZONTAL SLIDER, W/O INSIDE FRAME - LEFT - OFF WHITE
2	098644-01-705	FT	GLAZING STRIP, EXCEL M926-12
3	098647-09-700	EA	GLASS-STATIONARY - 106-017193 EXCEL
4	098644-01-710	FT	TRACK-SCREEN SPACER 12' LENGTH - EXCEL M401-31
5	098644-01-700	EA	LATCH REPAIR KIT
6	098644-01-708	FT	CHANNEL-PIERCED RUN EXCEL 122-016543
7	098644-01-711	FT	WEATHERSTRIP-SCREEN BLACK - EXCEL 171-016965
8	098647-09-705	EA	SCREEN W/SPRING & WEATHERSTRIP - 410-016464 EXCEL
9	098644-01-713	EA	SPRING-SCREEN FRAME (CLIP) PLASTIC - BLACK - EXCEL 226-016966
	098644-01-716	FT	PLUG-FILLER, EXCEL 132-014470
	098644-01-717	EA	SPLINE-SCREEN MFG, EXCEL 32-004716
10	098647-09-701	EA	GLASS-SLIDING, W/SASH & LATCH - H024-G9 EXCEL
11	098644-01-706	FT	WEATHERSTRIP, EXCEL 171-010668

WINDOW, VENT & EXTERIOR DOOR GROUP (CONTINUED)



BACKWALL ESCAPE WINDOW

KEY	PART NUMBER	U/M	DESCRIPTION
	074816-09-000	EA	FRAME-WINDOW, INSIDE - ESCAPE - OFF WHITE
	074816-07-000	EA	FRAME-WINDOW, INSIDE - ESCAPE - BLACK - EUROPEAN
1	078528-04-C05	EA	WINDOW-ESCAPE, BACKWALL - W/O INSIDE FRAME
2	076337-09-000	EA	GLASS-WINDOW, 32 8" X 23 5"
3	002285-01-000	FT	FILLER-WEATHER STRIP, RUBBER - BLACK
	077066-01-702	EA	RED POLY .005 X 500' X 150' ROLL
4	069640-10-000	FT	SEALER-RIBBON, 1/32" X 1 1/2" INCREMENTS OF 90'
5	002282-04-000	EA	WEATHERSTRIP-WINDOW, 125" X 109 25" - VULCANIZED - BLACK

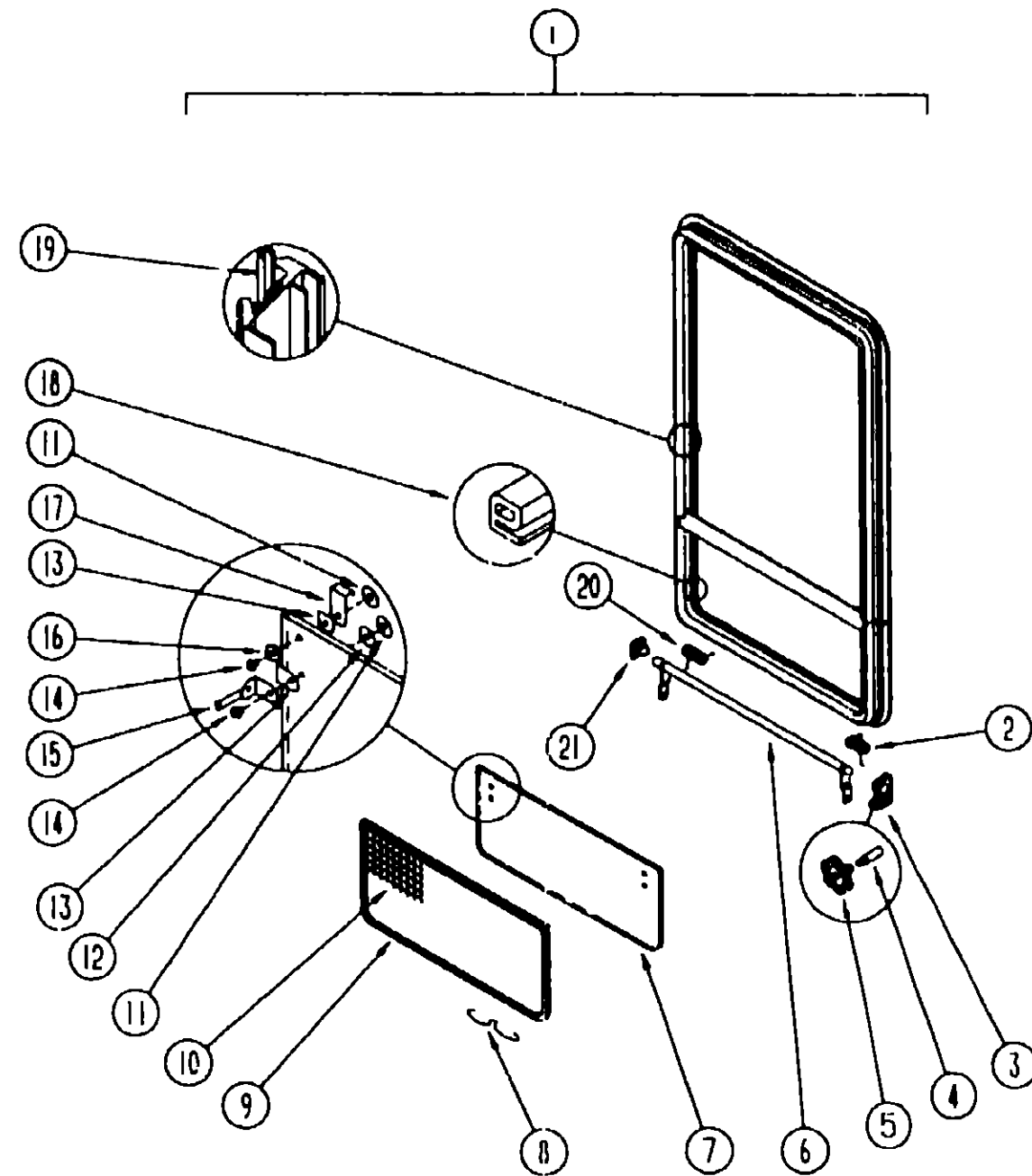
**1993 WINNEBAGO
TABLE OF CONTENTS**

INTRODUCTION	A-01 -	A-02
ABBREVIATIONS		A-03
ALPHABETICAL INDEX	A-04 -	A-06
WCF23RC	A-07 -	E-16
WCF31RQ	E-17 -	J-18

1993 WCF23RC INDEX

FLOOR PLAN	A-07 -	A-08
ACCESSORIES		A-09
AUDIO VIDEO	A-10 -	A-12
BATH	A-13 -	A-14
BEDROOM	A-15 -	A-16
CHASSIS	A-17 -	B-03
CURTAIN & CUSHION	B-04 -	B-12
DINETTE	B-13 -	B-14
DRIVERS COMPARTMENT	B-15 -	B-19
ELECTRICAL	B-20 -	C-02
EXTERIOR BODY	C-03 -	C-10
GALLEY	C-11 -	C-15
GENERATOR	C-16 -	C-17
HEATING & A/C	C-18 -	C-22
INTERIOR FINISH	C-23 -	D-02
LABELS	D-03 -	D-11
LP		D-12
SEALANTS & FASTENERS	D-13 -	D-16
WATER & SEWAGE	D-17 -	D-22
WINDOW, VENT AND		
EXTERIOR DOOR	D-23 -	E-14
WINDSHIELD/WIPER	E-15 -	E-16

WINDOW, VENT & EXTERIOR DOOR GROUP (CONTINUED)
PASSENGER SIDE BEDROOM WINDOW



KEY	PART NUMBER	U/M	DESCRIPTION
	090893-18 02A	EA	FRAME-WINDOW, INSIDE - OFF WHITE
1	092235-12-Y12	EA	WINDOW-TIPOUT, W/O INSIDE FRAME - 40 3/4" X 26 8"
	000G39-06-16T	EA	SCREW-SF/DR, 6-20 X 1 PPH - BLACK
2	080918 01-000	EA	SPRING-TORQUE TUBE, RIGHT
3	035302-02-000	EA	OPERATOR-TORQUE, TIPOUT WINDOW - LFFT
4	009439 06-000	EA	EXTENSION CRANK HANDLE, WINDOW/ROOF VENT - 9" - BLACK
5	009439-05-000	EA	KNOB-OPERATOR, TIPOUT WINDOW - BLACK
	009439-07-000	EA	SCREW, 8-32 X 1 1/4 POH - BLACK
6	083150-12 000	EA	TUBE ASM. - TORQUE, WINDOW
7	084068-17-000	EA	GLASS-TIPOUT, 9 2" X 40"
8	100168-01-000	EA	CLIP-SPRING, SCREEN
9	100235-04-B07	EA	SCREEN-SINGLE TIPOUT WINDOW
10	080218-03-000	SF	SCREEN-FIBERGLASS, 12" WIDE
	100240 01-000	FT	SPLINE-SCREEN, T-SHAPED
11	086762-01-000	EA	TIPUT 10-32
12	068927-03-000	EA	SEAL-WINDOW, RUBBER - ROUND - 80" DIA - BLACK
13	084473 01-000	EA	SEAL-RUBBER, TIPOUT WINDOW
14	086763-01-000	EA	SCREW-MACH, 10 - 32 X 1/4 PTH
15	097578-01-000	EA	LINKAGE-TIPOUT WINDOW
	081649 01-000	EA	RING - SNAP, 7/32 SHAFT DIA
	084453-01-000	EA	WASHER - .060 X .50 X .135 - PLASTIC
	085315-01-000	EA	RIVET-SHOULDER, TIPOUT WINDOW
16	084453 02 000	EA	WASHER - .060 X .50 X .250 - PLASTIC
17	069913 01-000	EA	HINGE-TIPOUT WINDOW, BLACK
18	084067-02-000	FT	SEAL-E SHAPED, SPONGE - TIPOUT WINDOW - 4" X 4" - BLACK
			FROM 00-00-00 THRU 04 04-93
18	084067 03 000	FT	SEAL-E, SPONGE RUBBER - 10.6 X 8.6MM
			FROM 04-05-93 THRU 99-99-99
19	069640-11-000	EA	SEALER-TAPE, 3/16" X 3/8" BLACK
20	080918-02 000	EA	SPRING-TORQUE TUBE, LEFT
21	081354 01 000	EA	SLEEVE-TORQUE TUBE, TIPOUT WINDOW - 1 3/4" X 1 1/2" X 7"

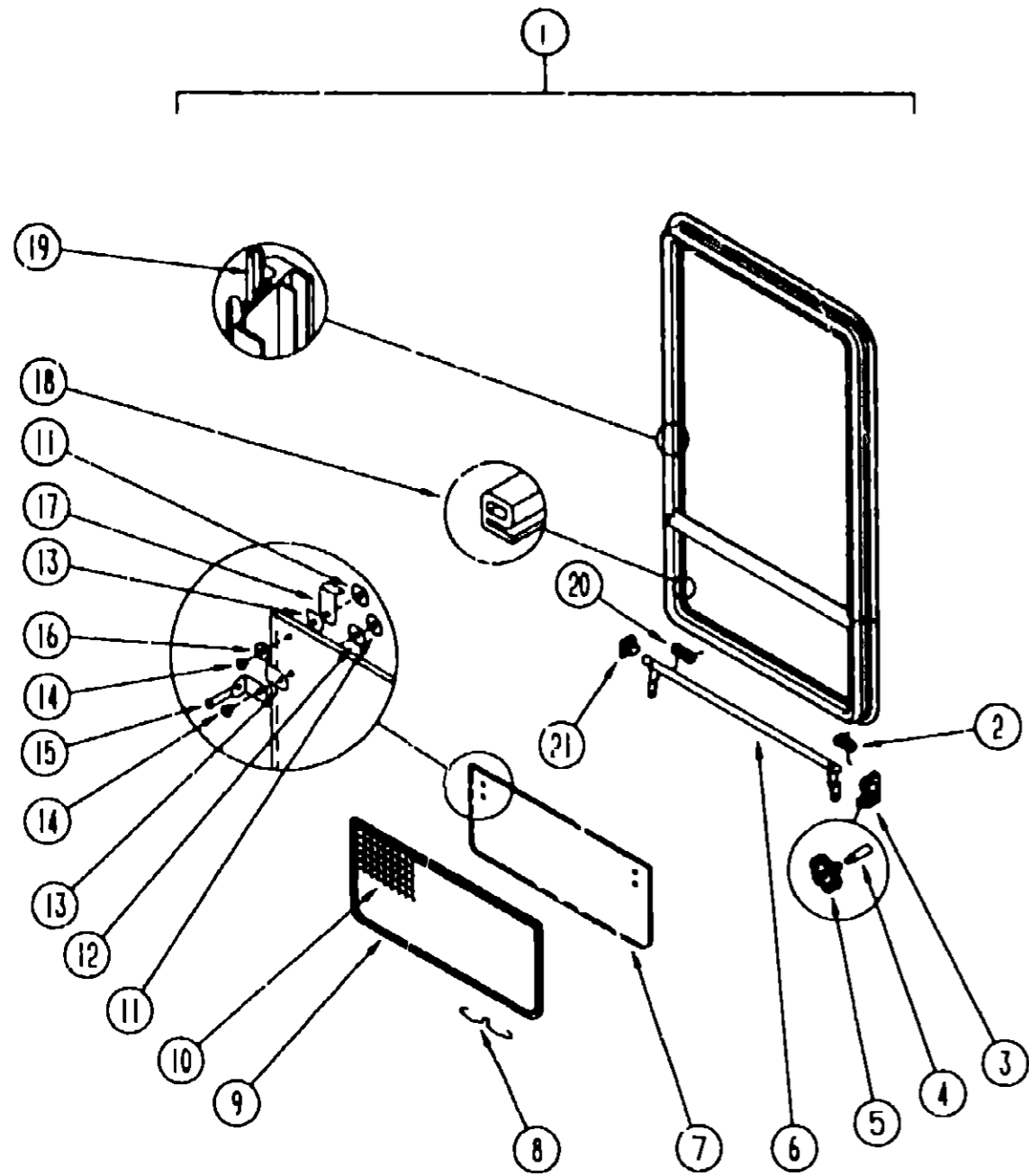
1993 WINNEBAGO
TABLE OF CONTENTS

INTRODUCTION	A-01	A-02
ABBREVIATIONS		A-03
ALPHABETICAL INDEX	A-04	A-06
WCF23RC	A-07	E-16
WCF31RQ	E-17	J-18

1993 WCF23RC INDEX

FLOOR PLAN	A-07	A-08
ACCESSORIES		A-09
AUDIO VIDEO	A-10	A-12
BATH	A-13	A-14
BEDROOM	A-15	A-16
CHASSIS	A-17	B-03
CURTAIN & CUSHION	B-04	B-12
DINETTE	B-13	B-14
DRIVERS COMPARTMENT	B-15	B-19
ELECTRICAL	B-20	C-02
EXTERIOR BODY	C-03	C-10
GALLEY	C-11	C-15
GENERATOR	C-16	C-17
HEATING & A/C	C-18	C-22
INTERIOR FINISH	C-23	D-02
LABELS	D-03	D-11
LP		D-12
SEALANTS & FASTENERS	D-13	D-16
WATER & SEWAGE	D-17	D-22
WINDOW, VENT AND		
EXTERIOR DOOR	D-23	E-14
WINDSHIELD/WIPER	E-15	E-16

WINDOW, VENT & EXTERIOR DOOR GROUP (CONTINUED)
GALLEY WINDOW



KEY	PART NUMBER	U/M	DESCRIPTION
	090893-17-02A	EA	FRAME-WINDOW, INSIDE - OFF WHITE
1	092235-11-Y12	EA	WINDOW-TIPOUT, W/O INSIDE FRAME - 24 8" X 15 5"
	000G39-06-16T	EA	SCREW-SF/DR, 6-20 X 1 PPH - BLACK
2	080918-01-000	EA	SPRING-TORQUE TUBE, RIGHT
3	035302-02 000	EA	OPERATOR-TORQUE, TIPOUT WINDOW - LEFT
4	009439-06 000	EA	EXTENSION-WINDOW CONTROL
5	009439 05-000	EA	KNOB-OPERATOR, TIPOUT WINDOW - BLACK
	009439 07 000	EA	SCREW, 8-32 X 1 1/4 POH - BLACK
6	083150-10-000	EA	TUBE ASM. - TORQUE, WINDOW
7	084068-15-000	EA	GLASS-TIPOUT, 9 2" X 24 5"
8	100168-01-000	EA	CLIP-SPRING, SCREEN
9	100235-02 B07	EA	SCREEN-SINGLE TIPOUT WINDOW
10	080218 03-000	SF	SCREEN-FIBERGLASS, 12" WIDE
	100240 01-000	FT	SPLINE-SCREEN, T-SHAPED
11	0846762-01-000	EA	T NUT 10-32
12	068927-03-000	EA	SEAL-WINDOW, RUBBER - ROUND - 80" DIA - BLACK
13	084473 01-000	EA	SEAL-RUBBER, TIPOUT WINDOW
14	086763 01-000	EA	SCREW-MACH, 10 - 32 X 1/4 PTH
15	097578 01-000	EA	LINKAGE-TIPOUT WINDOW
	081649 01-000	EA	RING - SNAP, 7/32 SHAFT DIA
	084453-01-000	EA	WASHER - 060 X 50 X 135 - PLASTIC
	085315-01-000	EA	RIVET-SHOULDER, TIPOUT WINDOW
16	084453 02-000	EA	WASHER - 060 X 50 X 250 - PLASTIC
17	089913-01-000	EA	HINGE-TIPOUT WINDOW, BLACK
18	084067-02-000	FT	SEAL-E SHAPED, SPONGE - TIPOUT WINDOW - 4" X .4" - BLACK
			FROM 00-00-00 THRU 04-04-93
18	084067-03-000	FT	SEAL-E, SPONGE RUBBER - 10 6 X 8 6MM
			FROM 04-05 93 THRU 99-99-99
19	069640-11-000	EA	SEALER-TAPE, 3/16" X 3/8" BLACK
20	080918-02-000	EA	SPRING-TORQUE TUBE, LEFT
21	081354-01-000	EA	SLEEVE-TORQUE TUBE TIPOUT WINDOW - 1 3" X 1 2" X 7"

1993 WINNEBAGO
TABLE OF CONTENTS

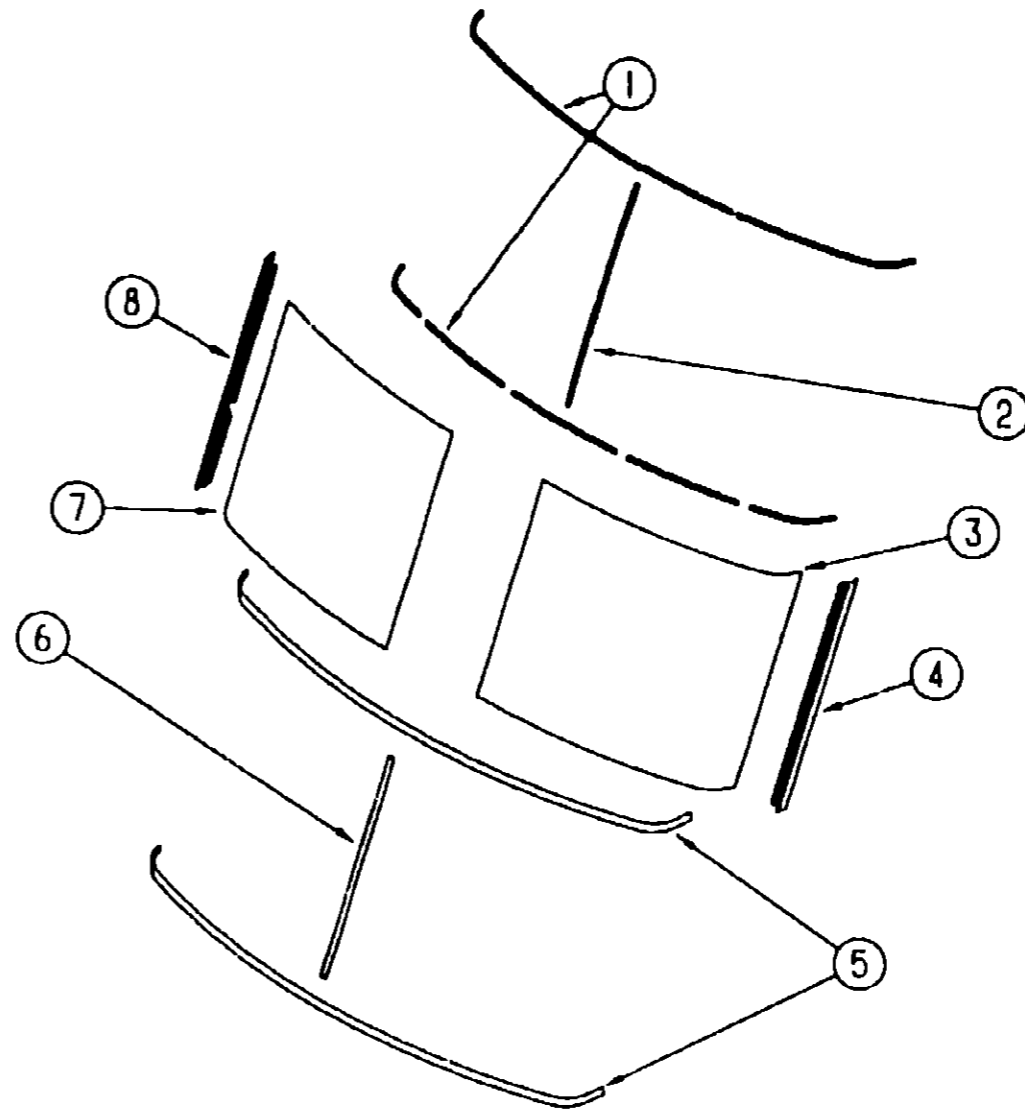
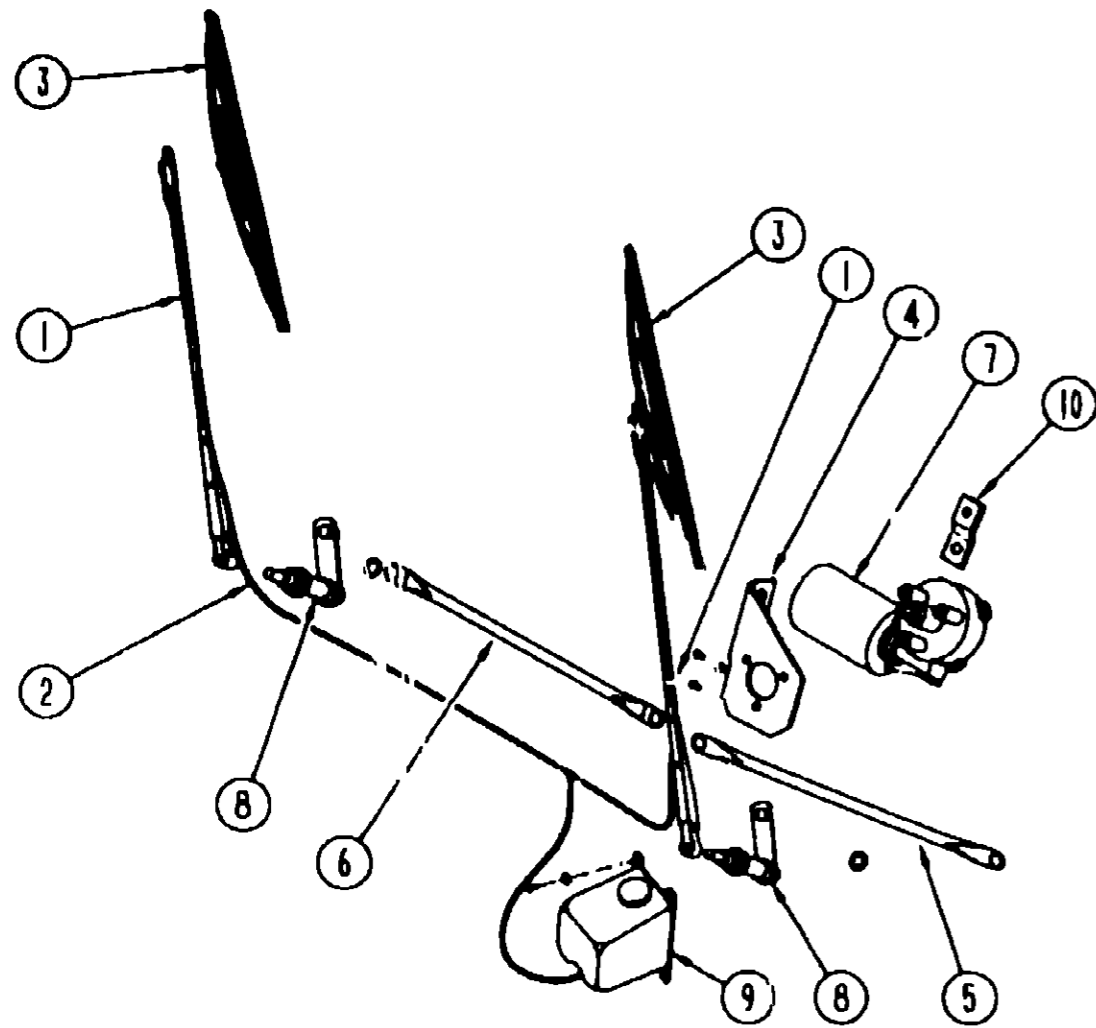
INTRODUCTION	A 01 -	A-02
ABBREVIATIONS		A-03
ALPHABETICAL INDEX	A-04 -	A-06
WCF23RC	A-07 -	E-16
WCF31RQ	E-17 -	J-18

1993 WCF23RC INDEX

FLOOR PLAN	A 07 -	A-08
ACCESSORIES		A-09
AUDIO VIDEO	A-10 -	A-12
BATH	A-13 -	A-14
BEDROOM	A-15 -	A-16
CHASSIS	A-17 -	B-03
CURTAIN & CUSHION	B-04 -	B-12
DINETTE	B-13 -	B-14
DRIVERS COMPARTMENT	B-15 -	B-19
ELECTRICAL	B-20 -	C-02
EXTERIOR BODY	C 03 -	C-10
GALLEY	C-11 -	C-15
GENERATOR	C-16 -	C-17
HEATING & A/C	C-18 -	C-22
INTERIOR FINISH	C-23 -	D-02
LABELS	D-03 -	D-11
LP		D-12
SEALANTS & FASTENERS	D-13 -	D-16
WATER & SEWAGE	D-17 -	D-22
WINDOW, VENT AND		
EXTERIOR DOOR	D-23 -	E-14
WINDSHIELD/WIPER	E-15 -	E-16

WINDSHIELD & WIPER GROUP

WINDSHIELD & WIPER GROUP (CONTINUED)



WIPER COMPONENTS

WINDSHIELD MOLDINGS & GLASS

KEY	PART NUMBER	U/M	DESCRIPTION
1	103671-01-000	EA	ARM-WIPER, PANTOGRAPH - 24"
2	045794-01-000	FT	HOSE-WASHER WINDSHIELD - 5/32" ID - BLACK
3	095964-01-000	EA	BLADE-WIPER, 24"
4	104549-01-000	EA	BRACKET ASM-WIPER
4	103726-01-000	EA	BRACKET-WIPER MOTOR
5	103672-01-000	EA	LINK ASM - CONNECTING - DRIVERS
6	103672-02-000	EA	LINK ASM - CONNECTING - PASSENGERS
7	104346-01-000	EA	MOTOR-WIPER
8	096505-02-000	EA	PIVOT & SHAFT ASM-WIPER, PASSENGER WINDSHIELD FROM 00-00-00 THRU 04-20-93
8	096505-05-000	EA	PIVOT & SHAFT ASM-WIPER, PASSENGER WINDSHIELD FROM 04-21-93 THRU 99-99-99
8	096505-03-000	EA	PIVOT & SHAFT ASM-WIPER, DRIVER WINDSHIELD FROM 00-00-00 THRU 12-18-92
8	096505-06-000	EA	PIVOT & SHAFT ASM-WIPER, DRIVER WINDSHIELD FROM 12-19-92 THRU 99-99-99
	096526-01-000	EA	SCREW-HEX 1/4" - 28
9	056000-02-000	EA	WASHER-WINDSHIELD, BOTTLE & PUMP
10	104347-01-000	EA	ARM-DRIVE, WIPER MOTOR 1 1/4"
	056000-01-700	FT	VACUUM HOSE 1/64 - 5/32
	061603-01-000	EA	GROMMET-SNAP, 3/16 ID - 3/8 HOLE - PLASTIC - BLACK
	067188-01-000	EA	STUD-CRANK, WIPER
	040921-04-000	EA	NUT-SPEED, U TYPE - NO 8 - 56" LENGTH X 44" WIDTH
	040921-05-000	EA	NUT-SPEED, U TYPE - NO 8 - 67" LENGTH X 44" WIDTH
	040921-06-000	EA	NUT-SPEED, U TYPE - NO 8 - 57" LENGTH X 63" WIDTH
	110742-01-000	EA	GASKET-WIPER

FROM 01-11-93 THRU 99-99-99

KEY	PART NUMBER	U/M	DESCRIPTION
1	102935-01-000	EA	CARRIER-REVEAL, 50" - WINDSHIELD
2	102935-02-000	EA	CARRIER-REVEAL, 38" - WINDSHIELD
2	110268-02-000	EA	CARRIER-REVEAL, 38" - WINDSHIELD FROM 00-00-00 THRU 12-13-92
	110268-05-000	EA	CARRIER-REVEAL, 2" - WINDSHIELD FROM 12-14-92 THRU 99-99-99
	110268-07-000	EA	CARRIER-REVEAL, 42 1" - WINDSHIELD FROM 12-14-92 THRU 99-99-99
3	088793-04-000	EA	GLASS-WINDSHIELD, DRIVER
4	103107-02-01A	EA	TRIM - WINDSHIELD - SIDE - BLACK
5	102936-01-000	FT	MOLDING - REVEAL - WINDSHIELD
6	102936-01-000	FT	MOLDING - REVEAL - WINDSHIELD - CENTER
7	088793-03-000	EA	GLASS-WINDSHIELD, PASSENGER
8	103107-01-01A	EA	TRIM - WINDSHIELD - SIDE - BLACK
	098788-06-000	EA	CHANNEL - 49" PCV
	077922-03-000	EA	HEADER WINDSHIELD END - RIGHT
	077922-04-000	EA	HEADER WINDSHIELD END - LEFT
	077922-05-000	EA	HEADER WINDSHIELD - CENTER
	078579-07-000	EA	TRIM - WINDSHIELD - UPPER INNER - RIGHT OFF WHITE
	078579-08-000	EA	TRIM - WINDSHIELD - UPPER INNER - LEFT OFF WHITE
	079765-07-000	EA	TRIM-WINDSHIELD - CENTER - OFF WHITE
	077847-02-000	EA	SUPPORT - WINDSHIELD - LOWER - W/O BRACKETS

**1993 WINNEBAGO
TABLE OF CONTENTS**

INTRODUCTION	A-01 - A-02
ABBREVIATIONS	A-03
ALPHABETICAL INDEX	A-04 - J-18
WCF23RC	A-07 - J-18
WCF31RQ	E-17 - J-18

1993 WCF23RC INDEX

FLOOR PLAN	A-07 - A-08
ACCESSORIES	A-09
AUDIO VIDEO	A-10 - A-12
BATH	A-13 - A-14
BEDROOM	A-15 - A-16
CHASSIS	A-17 - B-03
CURTAIN & CUSHION	B-04 - B-12
DINETTE	B-13 - B-14
DRIVERS COMPARTMENT	B-15 - B-19
ELECTRICAL	B-20 - C-02
EXTERIOR BODY	C-03 - C-10
GALLEY	C-11 - C-15
GENERATOR	C-16 - C-17
HEATING & A/C	C-18 - C-22
INTERIOR FINISH	C-23 - D-02
LABELS	D-03 - D-11
LP	D-12
SEALANTS & FASTENERS	D-13 - D-16
WATER & SEWAGE	D-17 - D-22
WINDOW, VENT AND EXTERIOR DOOR	D-23 - E-14
WINDSHIELD/WIPER	E-15 - E-16