
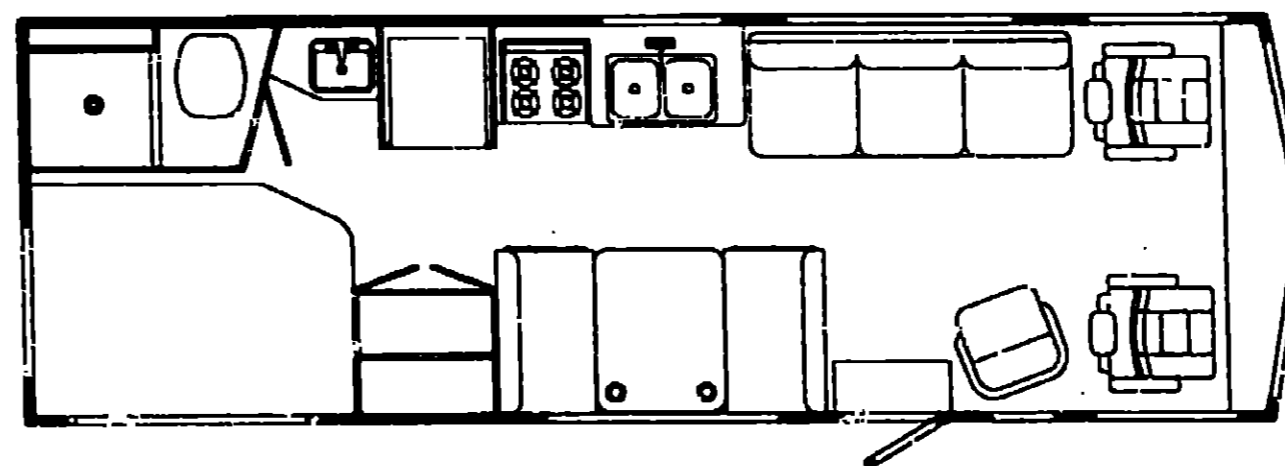


# 1993 ICF27RC D32 D33 D34



## 1993 ITASCA TABLE OF CONTENTS

INTRODUCTION	A-01 -	A-02
ABBREVIATIONS		A-03
ALPHABETICAL INDEX	A-04 -	A-05
ICF27RC	A-07 -	F-02
ICF27RQ	F-03 -	J-18



## 1993 ICF27RC INDEX

FLOOR PLAN	A-07 -	A-08
ACCESSORIES		A-09
AUDIO VIDEO	A-10 -	A-12
BATH	A-13 -	A-14
BEDROOM	A-15 -	A-16
CHASSIS	A-17 -	B-04
CURTAIN & CUSHION	B-05 -	B-14
DINETTE	B-15 -	B-16
DRIVE/IS COMPARTMENT	B-17 -	B-21
ELECTRICAL	B-22 -	C-04
EXTERIOR BODY	C-05 -	C-12
GALLEY	C-13 -	C-17
GENERATOR	C-18 -	C-19
HEATING & A/C	C-20 -	D-02
INTERIOR FINISH	D-03 -	D-06
LABELS	D-07 -	D-15
LP		D-16
LOUNGE	D-17 -	D-18
SEALANTS & FASTENERS	D-19 -	D-22
WATER & SEWAGE	D-23 -	E-06
WINDOW, VENT AND EXTERIOR DOOR	E-07 -	E-24
WINDSHIELD/WIPER	F-01 -	F-02

**ACCESSORIES GROUP  
OPERATOR MANUAL**

KEY	PART NUMBER	U/M DESCRIPTION
	054185-52-000	EA MANUAL-OPERATOR, 1993 SUNRISE
	090018-01-000	EA BINDER - 3 RING, MOTOR HOME MANUAL
	092319-01-000	EA POCKET PAGE - 3 RING BINDER, PLASTIC
	108229-01-000	DW TOP LEVEL DRAWING-F, 1993

**AUDIO VIDEO GROUP  
PATIO ENTERTAINMENT CENTER**

KEY	PART NUMBER	U/M DESCRIPTION
	073741-03-000	EA SPEAKER-RADIO, OVAL - AUDIOVOX 110-2074 - 4" X 6" FROM: 00-00-00 THRU: 12-20-92
	110469-01-000	EA SPEAKER - 4" X 6", OVAL - MAGNADYNE F46XB-12 FROM: 12-21-92 THRU: 99-99-99
	073741-04-000	EA GRILLE-SPEAKER, OVAL - 4" X 6" - BLACK FROM: 00-00-00 THRU: 12-20-92
	110470-01-01A	EA GRILLE-SPEAKER, OVAL - 4" X 6" - BLACK - MAGNADYNE G46VW1 FROM: 12-21-92 THRU: 99-99-99
	087283-01-000	EA RADIO-AM/FM STEREO W/CASSETTE - AUDIOVOX 144D1559
	090862-01-000	EA BRACKET-HAT, ANTENNA - 3 1" X 3 9" - STEEL - BLACK FROM: 00-00-00 THRU: 01-04-93
	108847-01-000	EA BRACKET-ANTENNA GROUND FROM: 01-05-93 THRU: 99-99-99
	104498-01-000	EA BRACKET-ANTENNA MOUNT, STEEL
	109889-02-000	EA ANTENNA-SHAFT EXTENDER, 2" - MAGNADYNE RV71EX2
	090944-01-000	EA ANTENNA-RADIO, 16" RUBBER

**RADIO SYSTEM & ANTENNA**

KEY	PART NUMBER	U/M DESCRIPTION
	104089-01-000	EA RADIO-AM/FM STEREO, CASSETTE - AUDIOVOX IM-DXF FROM: 00-00-00 THRU: 03-10-93
	110267-01-000	EA RADIO-AM/FM STEREO, AUDIOVOX IM-200 FROM: 03-11-93 THRU: 99-99-99
	077069-02-000	EA CABLE-ANTENNA, RADIO - EXTENSION 96" - ARA 6700667
	090944-01-000	EA ANTENNA-RADIO, 16" RUBBER
	097621-02-000	EA MOUNTING KIT-RADIO, AUDIOVOX WMK-AB02 FROM: 00-00-00 THRU: 01-31-93
	081059-02-000	EA WIRE ASM - 9-PIN, RADIO - AUDIOVOX 112B-1761
	089340-02-000	EA GRILLE-SPEAKER, 6.5" SQUARE
	089340-03-000	EA SPACER-GRILLE, 6.5" SQUARE - TAN - MAGNADYNE G514
	094097-01-000	EA SPEAKER-RADIO, W/O GRILLE - 5.25" DIA - AUDIOVOX 110C3030
	073741-03-000	EA SPEAKER-RADIO, OVAL - AUDIOVOX 110-2074 - 4" X 6" FROM: 00-00-00 THRU: 12-20-92
	110469-01-000	EA SPEAKER - 4" X 6", OVAL - MAGNADYNE F46XB-12 FROM: 12-21-92 THRU: 99-99-99
	073741-04-000	EA GRILLE-SPEAKER, OVAL - 4" X 6" - BLACK FROM: 00-00-00 THRU: 12-20-92
	110470-01-01A	EA GRILLE-SPEAKER, OVAL - 4" X 6" - BLACK - MAGNADYNE G46VW1 FROM: 12-21-92 THRU: 99-99-99

**1993 ITASCA  
TABLE OF CONTENTS**

INTRODUCTION	A-01 -	A-02
ABBREVIATIONS		A-03
ALPHABETICAL INDEX	A-04 -	A-06
ICF27RC	A-07 -	F-02
ICF27RQ	F-03 -	J-16

**1993 ICF27RC INDEX**

FLOOR PLAN	A-07 -	A-08
ACCESSORIES		A-09
AUDIO VIDEO	A-10 -	A-12
BATH	A-13 -	A-14
BEDROOM	A-15 -	A-16
CHASSIS	A-17 -	B-04
CURTAIN & CUSHION	B-05 -	B-14
DINETTE	B-15 -	B-16
DRIVERS COMPARTMENT	B-17 -	B-21
ELECTRICAL	B-22 -	C-04
EXTERIOR BODY	C-05 -	C-12
GALLEY	C-13 -	C-17
GENERATOR	C-18 -	C-19
HEATING & A/C	C-20 -	D-02
INTERIOR FINISH	D-03 -	D-06
LABELS	D-07 -	D-15
LP		D-16
LOUNGE	D-17 -	D-18
SEALANTS & FASTENERS	D-19 -	D-22
WATER & SEWAGE	D-23 -	E-06
WINDOW, VENT AND		
EXTERIOR DOOR	E-07 -	E-24
WINDSHIELD/WIPER	F-01 -	F-02

**AUDIO VIDEO GROUP (CONTINUED)**  
CB ANTENNA

KEY	PART NUMBER	U/M DESCRIPTION
	105248-01-000	EA ANTENNA-CB, ADVANCE B604
	104498-01-000	EA BRACKET-ANTENNA MOUNT, STEEL

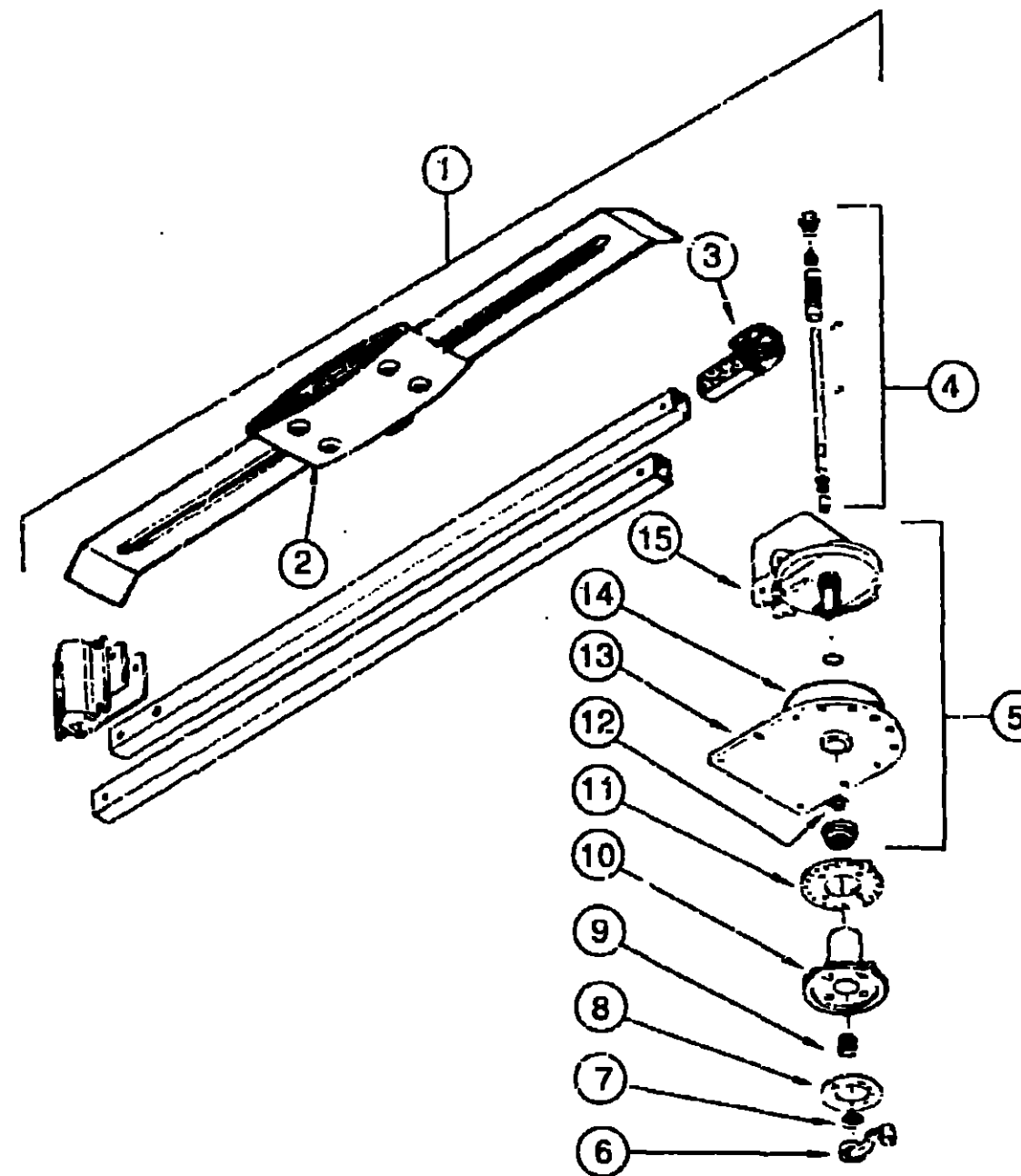
**TV CABLE, CONNECTORS, & WALL PLATES**

KEY	PART NUMBER	U/M DESCRIPTION
	076319-12-000	EA CONNECTOR-COAXIAL, ONE PIECE
	082134-01-000	EA ADAPTER-TV, CABLE TO CABLE WINEGARD F-81M
	086756-01-000	EA SPLITTER-TV, 2 WAY
	076319-03-000	FT CABLE-COAXIAL, 75 OHM
	076319-06-000	EA ADAPTOR-CABLE ROOF PLATE, WINEGARD RPJ-1
	076319-09-000	EA WALLPLATE-CABLE RECEPTACLE, TV - SINGLE - BROWN
	086777-01-000	EA WALLPLATE-TV CABLE, W/ANTENNA SWITCH - IVORY
	086777-03-000	EA PLATE-WALL, CABLE - W/TV ANTENNA SWITCH & BOOSTER - IVORY FROM: 00-00-00 THRU: 04-14-93
	086777-05-000	EA PLATE-WALL, ANTENNA - 1 OUTPUT - IVORY - WINEGARD RV-0921 FROM: 04-15-93 THRU: 99-99-99

**TV, VCR & CONTROL CENTER**

KEY	PART NUMBER	U/M DESCRIPTION
	098447-03-000	EA TV - 13", COLOR W/REMOTE - U.S. - MAGNAVOX RR1337W
	098447-03-700	EA REMOTE-TV, MAGNAVOX RR1337W & RR1330W
	098447-04-000	EA TV - 13", COLOR W/REMOTE - CANADIAN - MAGNAVOX RR1330W
	098447-03-700	EA REMOTE-TV, MAGNAVOX RR1337W & RR1330W
	098446-03-000	EA VCR-VHS CABLE READY W/REMOTE - MAGNAVOX VR9010 FROM: 00-00-00 THRU: 10-04-92
	098446-03-700	EA REMOTE F/MODEL #9010 - MAGNAVOX 097458E
	098446-04-000	EA VCR-VHS CABLE READY W/REMOTE - MAGNAVOX VR9110 FROM: 10-05-92 THRU: 99-99-99
	098446-04-700	EA REMOTE F/MODELS #9110 & #9120 - MAGNAVOX 097458E
	099717-01-000	EA TIEDOWN-TV, STRAP ON FEMALE END IS 22.8' LONG
	099717-02-000	EA TIEDOWN-TV, STRAP ON FEMALE END IS 28.7' LONG
	098446-04-700	EA REMOTE F/MODELS #9110 & #9120 - MAGNAVOX 097458E
	098319-01-000	EA SPEAKER - 2 WATT, 8 OHM - 4"
	093214-01-02A	EA GRILLE-SPEAKER, 4" BROWN
	086757-03-000	EA CONTROL CENTER-SWITCH, VCR/TV - MAGNADYNE VCS-6

**AUDIO VIDEO GROUP (CONTINUED)**



**TV ANTENNA**

KEY	PART NUMBER	U/M DESCRIPTION
1	076319-01-000	EA ANTENNA-TV, ROOF MOUNT - 44.5" MAST - RVA W02
2	076319-01-700	EA HEAD-ANTENNA, AMPLIFIED - WINEGARD# RVSA U/V
3	076319-01-701	EA GEAR-ELEVATING, PLASTIC - WINEGARD# 2200046
4	076319-01-702	EA SHAFT ASM-ELEVATING, WINEGARD# RVP-400A
5	076319-01-711	EA BASE & LIFT ASM - WINEGARD# 2762B02
6	076319-01-706	EA CRANK-ELEVATING, W/SET SCREW - WINEGARD# 5755100
7	076319-01-705	EA GROMMET-NYLON, 7/8" ID - WINEGARD# 3200658
8	076319-01-708	EA DECAL-CRANK, WINEGARD# 5413002
9	076319-01-707	EA SPRING-HANDLE, WINEGARD# 5160800
10	076319-01-709	EA PLATE-DIRECTIONAL, FOR HEAD - WINEGARD #3200644
11	076319-01-712	EA PLATE-CEILING, WINEGARD# 3200608
12	076319-01-704	EA BEARING-NYLON, 1.25" OD - WINEGARD# 3200657
13	076319-01-713	EA PLATE-BASE, STEEL - WINEGARD# 3100523
14	076319-01-703	EA BEARING-NYLON, 5" OD - WINEGARD# 3200656
15	076319-01-714	EA HOUSING-ROTATING GEAR - WINEGARD# 2200049

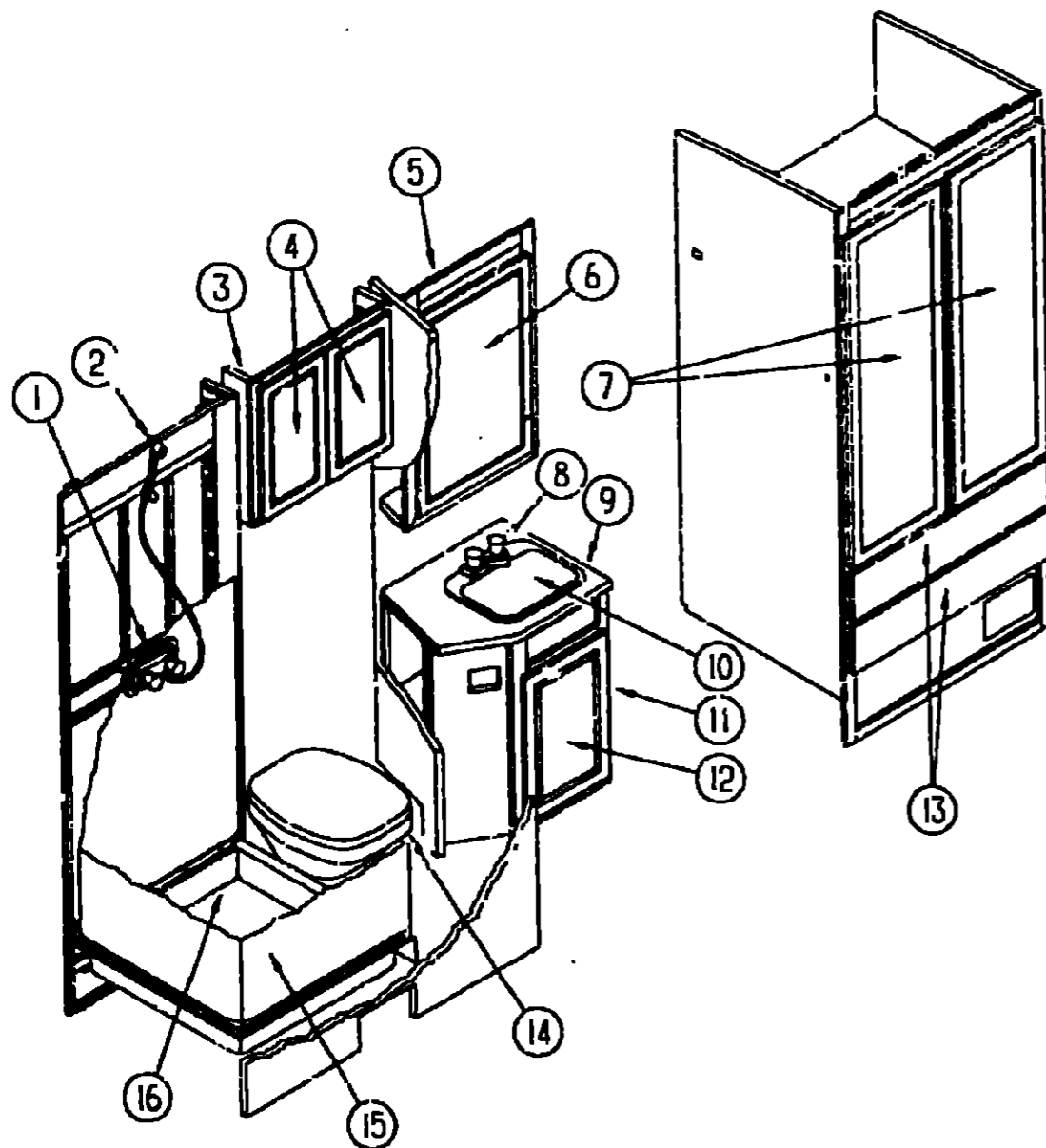
**1993 ITASCA  
TABLE OF CONTENTS**

INTRODUCTION	A-01 -	A-02
ABBREVIATIONS		A-03
ALPHABETICAL INDEX	A-04 -	A-06
ICF27RC	A-07 -	F-02
ICF27RQ	F-03 -	J-1B

**1993 ICF27RC INDEX**

FLOOR PLAN	A-07 -	A-08
ACCESSORIES		A-09
AUDIO VIDEO	A-10 -	A-12
BATH	A-13 -	A-14
BEDROOM	A-15 -	A-16
CHASSIS	A-17 -	B-04
CURTAIN & CUSHION	B-05 -	B-12
DINETTE	B-15 -	B-16
DRIVERS COMPARTMENT	B-17 -	B-21
ELECTRICAL	B-22 -	C-04
EXTERIOR BODY	C-05 -	C-12
GALLEY	C-13 -	C-17
GENERATOR	C-18 -	C-19
HEATING & A/C	C-20 -	D-02
INTERIOR FINISH	D-03 -	D-06
LABELS	D-07 -	D-15
LP		D-16
LOUNGE	D-17 -	D-18
SEALANTS & FASTENERS	D-19 -	D-22
WATER & SEWAGE	D-23 -	E-06
WINDOW, VENT AND EXTERIOR DOOR	E-07 -	E-24
WINDSHIELD/WIPER	F-01 -	F-02

**BATH GROUP**  
**BATHROOM CABINET & COMPONENTS**



KEY	PART NUMBER	U/M	DESCRIPTION
1	075241-05-000	EA	FAUCET-SHOWER, BONE
	075606-01-000	EA	PANEL-FAUCET BACK, SHOWER - 5" X 9" - PLASTIC
2	103092-01-000	EA	SHOWER HEAD-W/60" HOSE - US
2	103092-02-000	EA	SHOWER HEAD-W/60" HOSE - CANADIAN
	103092-01-700	EA	BRACKET ONLY-CLEAR, F/SHOWER HEAD - 232E02B
3	102E51-01-C05	EA	CABINET-STORAGE, W/O DOORS OR HARDWARE
4	PC4716-08-D32	EA	DOOR-CABINET, W/MIRROR - W/O HARDWARE - 255 MM X 500 MM
5	102011-01-C05	EA	CABINET-MEDICINE, W/O DOOR OR HARDWARE
6	102376-02-000	EA	DOOR-MIRRORED, W/HINGE W/O PULL - 750 MM X 500 MM
	102327-01-01A	EA	PULL-MIRROR, SQUARE
	08E254-01-000	EA	CATCH-MAGNETIC, 1.6" X .7"
7	P04746-49-D32	EA	DOOR-CABINET, W/MIRROR - W/O HARDWARE - 410 MM X 1660 MM
	009112-01-000	EA	FLANGE - 1" ROD, CLOTHES - PLASTIC - OFF WHITE
	042438-01-000	EA	DOWEL-WOOD, CLOTHES ROD - 1" DIAMETER X 4'
8	075240-06-000	EA	FAUCET-LAVATORY, BONE
	091253-01-000	EA	GASKET-FAUCET, LAVATORY/GALLEY
9	102822-11-D32	EA	COUNTERTOP-LAVATORY CABINET
10	096927-01-01A	EA	SINK-LAVATORY, RECTANGULAR - PLASTIC - BONE
	096927-01-700	EA	SINK-STOPPER
	096927-01-701	EA	TAILPIECE-SINK
11	102822-01-D32	EA	CABINET-LAVATORY W/COUNTERTOP
12	P04746-21-D32	EA	DOOR-CABINET, W/O HARDWARE - 340 MM X 555 MM
13	P07330-05-D09	EA	DRAWER-W/O HARDWARE - 359 MM X 102 MM FACE SIZE - NOTCHED FROM: 00-00-00 THRU: 10-17-92
13	P07330-07-D09	EA	DRAWER-W/O HARDWARE - 359 MM X 102 MM FACE SIZE - SLOTTED FROM: 10-18-92 THRU: 99-99-99
14	067487-02-000	EA	TOILET - 12 3/4", IVORY - FOOT FLUSH - THETFORD
	063740-01-700	EA	LEVER-WATER, THETFORD 12514
	063740-01-706	EA	BOLT PACKAGE-CLOSET, THETFORD 12524
	063740-01-710	EA	LINK, THETFORD 12513
	063740-01-713	EA	SEAL-BALL VALVE TO BOWL, THETFORD 12502
	063740-01-714	EA	VALVE ASM-WATER, THETFORD 12492
	063740-01-717	EA	TUBE-FLUSH, TOILET - THETFORD 12509
	063740-02-700	EA	SEAT & COVER, PARCHMENT - THETFORD 20829
	075452-02-000	EA	HOLDER-TOILET TISSUE, BRASS
	075454-02-000	EA	RING-TOWEL, W/MOUNTING HARDWARE - BRASS
	100357-01-000	EA	ROD-TOWEL, BRASS W/ENDS BENT FOR BACK OF BATH DOOR
	102089-13-B07	EA	WOOD RAIL - TOWEL RACK - RIGHT SIDE - 26" LONG
	102089-14-B07	EA	WOOD RAIL - TOWEL RACK - LEFT SIDE - 26" LONG
15	102046-01-01A	EA	SURROUND-SHOWER, OFF WHITE
16	M02429-06-000	EA	PAN-SHOWER
	066435-01-000	EA	NUT-STRAINER
	066436-01-000	EA	NUT-SLIP, TAILPIECE - 1.5"
	066440-01-000	EA	STRAINER-SHOWER, W/RUBBER WASHER
	069735-01-000	EA	WASHER-STRAINER TO TAILPIECE PLASTIC, 1.5"
	057671-01-000	EA	COVER-SCREW, #8 - PLASTIC - OFF WHITE
	M87868-05-C05	EA	DOOR-BATH CABINET
	094485-01-01A	EA	KNOB-DOOR, POLISHED BRASS FROM: 00-00-00 THRU: 09-23-92
	094485-02-01A	EA	KNOB-DOOR, BRASS - INTERTEK FROM: 09-24-92 THRU: 99-99-99

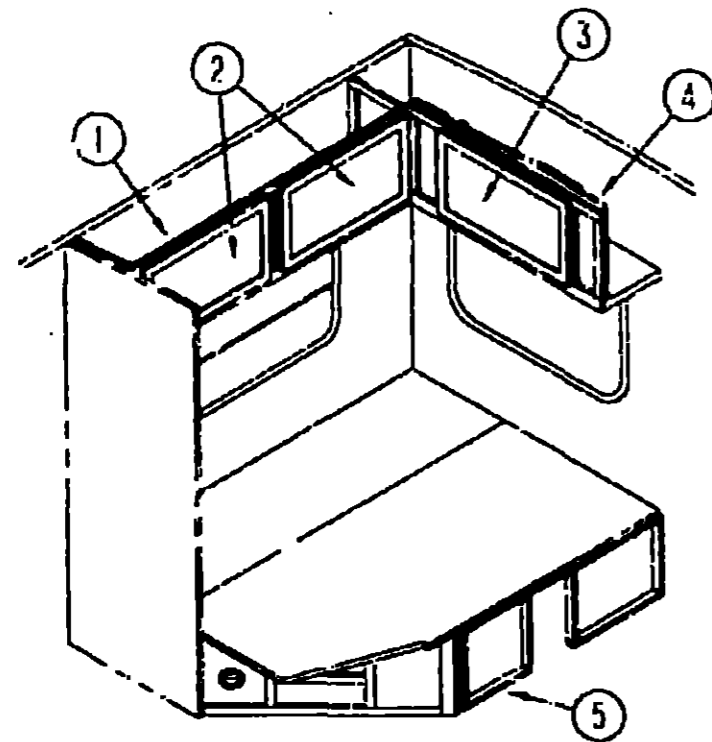
**1993 ITASCA**  
**TABLE OF CONTENTS**

INTRODUCTION	A-01 -	A-02
ABBREVIATIONS		A-03
ALPHABETICAL INDEX	A-04 -	A-06
ICF27HC	A-07 -	F-02
ICF27RO	F-03 -	J-16

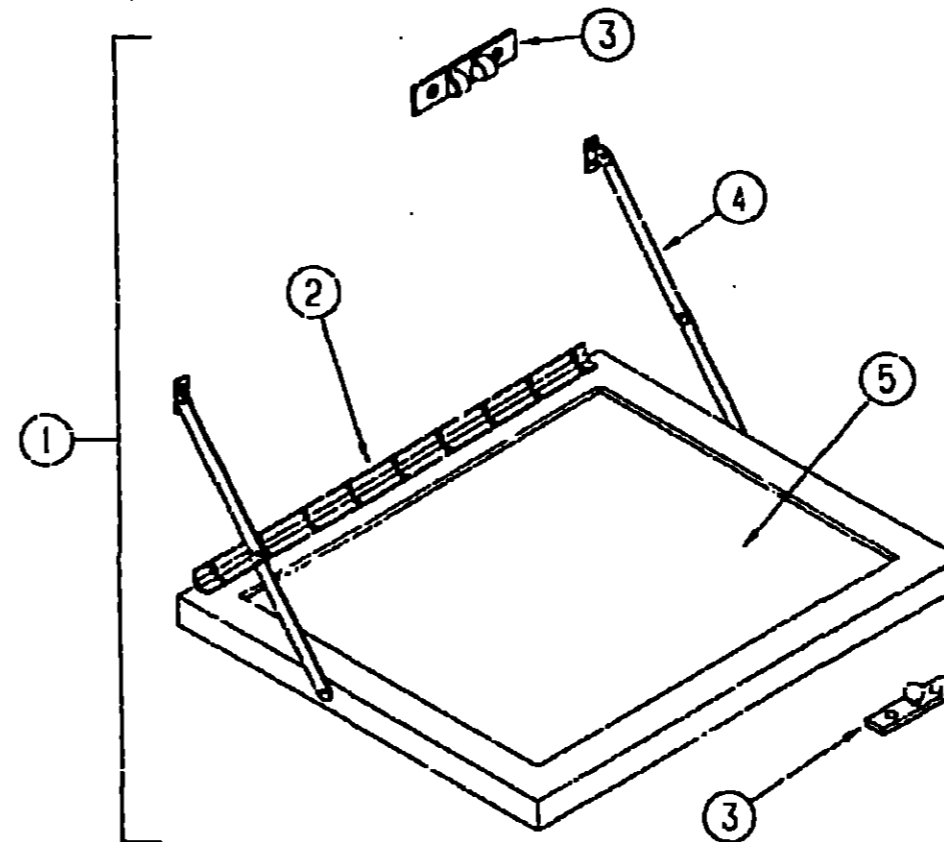
**1993 ICF27RC INDEX**

FLOOR PLAN	A-07 -	A-08
ACCESSORIES		A-09
AUDIO VIDEO	A-10 -	A-12
BATH	A-13 -	A-14
BEDROOM	A-15 -	A-16
CHASSIS	A-17 -	B-04
CURTAIN & CUSHION	B-05 -	B-14
DINETTE	B-15 -	B-16
DRIVERS COMPARTMENT	B-17 -	B-21
ELECTRICAL	B-22 -	C-04
EXTERIOR BODY	C-05 -	C-12
GALLEY	C-13 -	C-17
GENERATOR	C-18 -	C-19
HEATING & A/C	C-20 -	D-02
INTERIOR FINISH	D-03 -	D-06
LABELS	D-07 -	D-15
LP		D-16
LOUNGE	D-17 -	D-18
SEALANTS & FASTENERS	D-19 -	D-22
WATER & SEWAGE	D-23 -	E-06
WINDOW, VENT AND		
EXTERIOR DOOR	E-07 -	E-24
WINDSHIELD/WIPER	F-01 -	F-02

**BEDROOM GROUP**



**BEDROOM GROUP (CONTINUED)**



**1993 ITASCA  
TABLE OF CONTENTS**

INTRODUCTION	A-01 -	A-02
ABBREVIATIONS		A-03
ALPHABETICAL INDEX	A-04 -	A-06
ICF27RC	A-07 -	F-02
ICF27RQ	F-03 -	J-16

**DOUBLE BEDROOM CABINETS**

KEY	PART NUMBER	U/M DESCRIPTION
1	M05019-40-D32	EA CABINET-OVERHEAD, W/O DOORS OR HARDWARE
2	P04746-03-D32	EA DOOR-W/O HARDWARE - 400 MM X 710 MM
3	M05908-01-D32	EA DOOR-W/MIRROR W/O HARDWARE - 400 MM X 710 MM
		FROM: 00-00-00 THRU: 03-02-92
3	P04746-04-D32	EA DOOR-W/MIRROR W/O HARDWARE - 400 MM X 710 MM
		FROM: 08-03-92 THRU: 09-99-92
4	M05019-46-D32	EA CABINET-OVERHEAD, W/O DOORS OR HARDWARE
5	P02962-01-C05	EA CABINET-DOUBLE BED
	M04169-02-C05	EA DOUBLE BED TOP-RH, W/H-CHANNEL
	M04169-03-C05	EA DOUBLE BED TOP-LH
	052859-01-V30	FT TRIM-EDGE, VINYL - 1.5" WIDE - BEIGE
	089076-03-000	EA SUPPORT-BED, H-CHANNEL - 1.96" X 72.7" - ALUMINUM - BEIGE

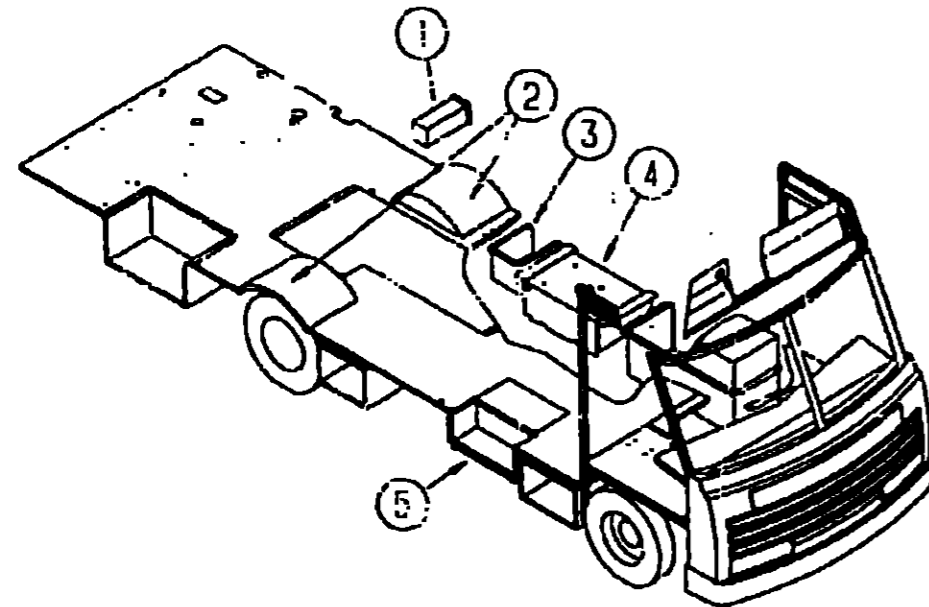
**TV STAND**

KEY	PART NUMBER	U/M DESCRIPTION
1	084357-02-W24	EA STAND-FOLD DOWN, TV - W/MIRROR
2	084413-01-000	EA HINGE-CONTINUOUS, W/HOLES
3	084451-01-000	EA CATCH-TV SHELF, BRASS
4	084412-01-000	EA SUPPORT-HINGED (PAIR)
5	084356-03-000	EA INSERT-TV STAND, W/SUPPORT HINGE - METAL - OFF WHITE
5	058331-14-000	EA MIRROR-GLASS, SAFETY - 14" X 12.7"

**1993 ICF27RC INDEX**

FLOOR PLAN	A-07 -	A-09
ACCESSORIES		A-09
AUDIO VIDEO	A-10 -	A-12
BATH	A-13 -	A-14
BEDROOM	A-15 -	A-16
CHASSIS	A-17 -	B-04
CURTAIN & CUSHION	B-05 -	B-14
DINETTE	B-15 -	B-16
DRIVERS COMPARTMENT	B-17 -	B-21
ELECTRICAL	B-22 -	C-04
EXTERIOR BODY	C-05 -	C-12
GALLEY	C-13 -	C-17
GENERATOR	C-18 -	C-19
HEATING & A/C	C-20 -	D-02
INTERIOR FINISH	D-03 -	D-06
LABELS	D-07 -	D-15
LP		D-16
LOUNGE	D-17 -	D-18
SEALANTS & FASTENERS	D-19 -	D-22
WATER & SEWAGE	D-23 -	E-06
WINDOW, VENT AND		
EXTERIOR DOOR	E-07 -	E-24
WINDSHIELD/WIPER	F-01 -	F-02

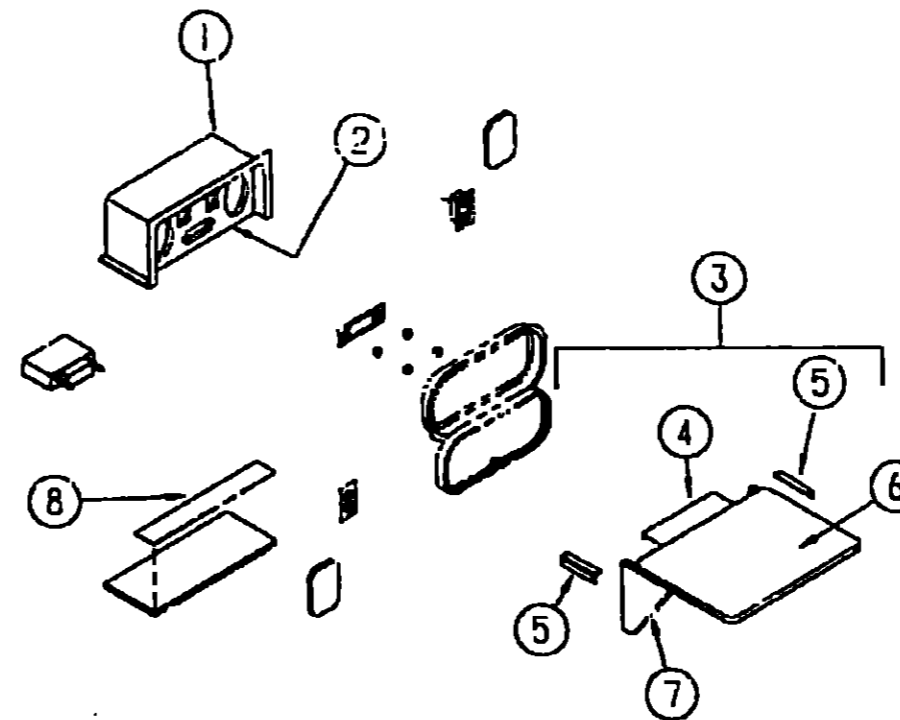
**CHASSIS GROUP**



**COMPARTMENTS & WHEELWELLS**

KEY	PART NUMBER	U/M DESCRIPTION
1	085967-01-000	EA COMPARTMENT-SEWER HOSE, 6" X 6.6" X 17.8" - PLASTIC
2	102921-01-000	EA WHEELWELL-PLASTIC
3	102979-01-000	EA BOX-POWER CORD
4	078137-04-000	EA TRAY-COMPARTMENT, 29.1" WIDE X 22.4" DEEP
5	077848-02-000	EA STEP-PULLOUT
	091176-01-000	EA SUPPORT-BASE-ENTRANCE STEP
	056746-01-000	EA PLUG-CAP, 1" DIAMETER
	056748-01-000	EA PLUG-CAP, 1.5" DIAMETER - BLACK
	106208-01-01A	EA COMPARTMENT-EXTERIOR SHOWER, OFF WHITE - PLASTIC
	104006-01-C05	EA LID-ENTRANCE STEP COMPARTMENT, W/O CARPET
	101222-01-C.A	EA BRACKET-CATCH, LID - BEIGE
	042541-04-000	EA LATCH-BRASS, W/O STRIKE - HASP TYPE - BRASS

**CHASSIS GROUP (CONTINUED)**



**PATIO ENTERTAINMENT CENTER**

KEY	PART NUMBER	U/M DESCRIPTION
1	104897-01-01A	EA BOX-ENTERTAINMENT CENTER - OFF WHITE
2	104899-01-C05	EA PLATE-RADIO MOUNTING
3	105230-01-D09	EA SHELF ASSEMBLY
4	105377-01-01A	EA BRACKET-TABLE HANGER, OFF WHITE
5	105376-01-02A	EA HINGE-CONTINUOUS, 2" X 140 MM - OFF WHITE
6	105230-11-D05	EA SHELF
7	105230-12-D09	EA SUPPORT-SHELF
8	104898-01-01A	EA PLATE-PLASTIC BOTTOM - OFF WHITE

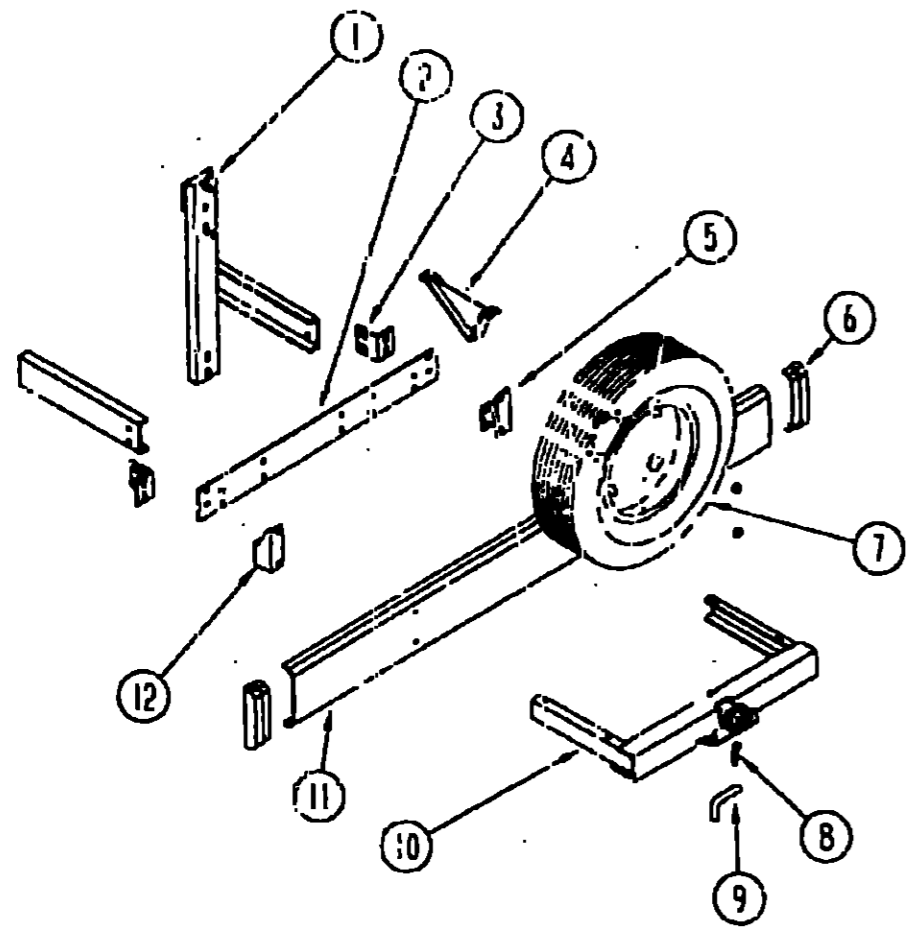
**1993 ITASCA  
TABLE OF CONTENTS**

INTRODUCTION	A-01 -	A-02
ABBREVIATIONS		A-03
ALPHABETICAL INDEX	A-04 -	A-06
ICF27RC	A-07 -	F-02
ICF27RO	F-03 -	J-16

**1993 ICF27RC INDEX**

FLOOR PLAN	A-07 -	A-08
ACCESSORIES		A-09
AUDIO VIDEO	A-10 -	A-12
BATH	A-13 -	A-14
BEDROOM	A-15 -	A-16
CHASSIS	A-17 -	B-04
CURTAIN & CUSHION	B-05 -	B-14
DINETTE	B-15 -	B-16
DRIVERS COMPARTMENT	B-17 -	B-21
ELECTRICAL	B-22 -	C-04
EXTERIOR BODY	C-05 -	C-12
GALLEY	C-13 -	C-17
GENERATOR	C-18 -	C-19
HEATING & A/C	C-20 -	D-02
INTERIOR FINISH	D-03 -	D-06
LABELS	D-07 -	D-15
LP		D-1C
LOUNGE	D-17 -	D-18
SEALANTS & FASTENERS	D-19 -	D-22
WATER & SEWAGE	D-23 -	E-06
WINDOW, VENT AND		
EXTERIOR DOOR	E-07 -	E-21
WINDSHIELD/WIPER	F-01 -	F-02

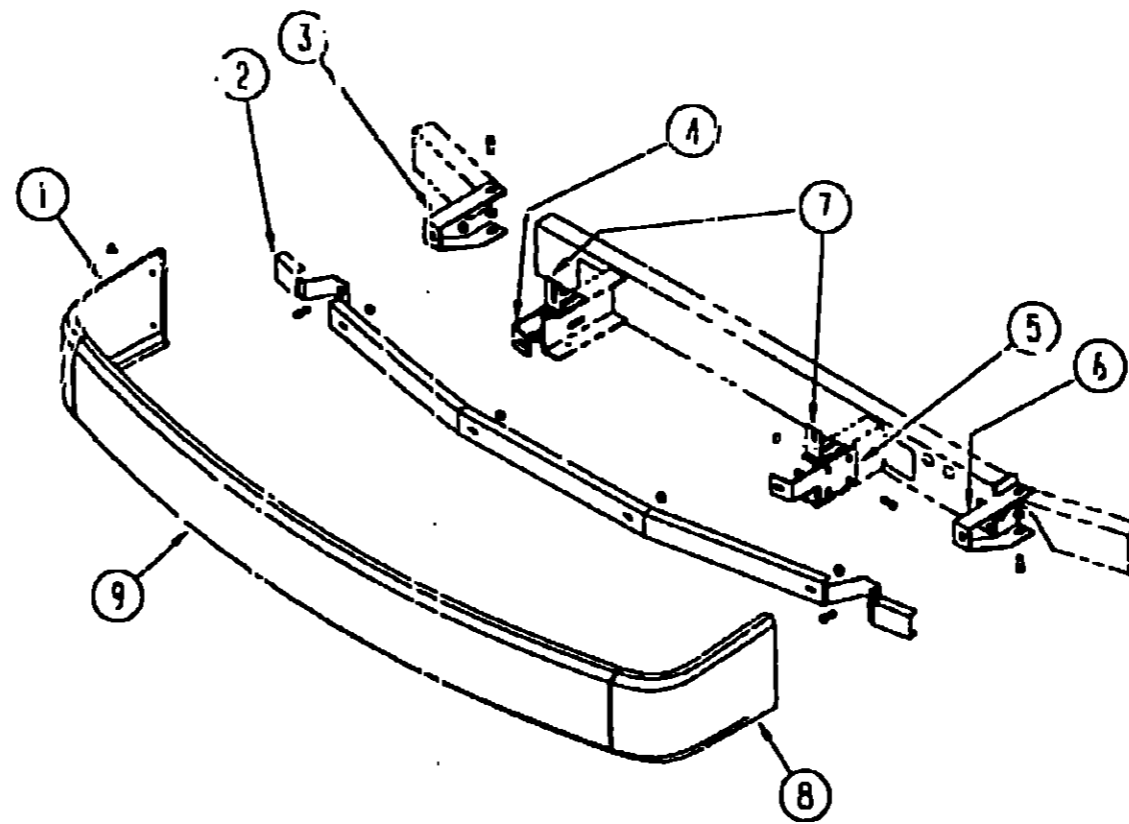
**CHASSIS GROUP (CONTINUED)**



**REAR BUMPER, TRAILER HITCH & COMPONENTS**

KEY	PART NUMBER	U/M DESCRIPTION
1	102944-01-000	EA BRACKET ASM-TIRE CARRIER
2	078678-02-000	EA PLATE-MOUNTING, BUMPER - REAR
3	078668-01-000	EA SUPPORT ANGLE-BUMPER, REAR
4	083376-01-000	EA SKID PLATE
5	102945-03-000	EA BRACKET ASM-BUMPER, REAR
6	103228-01-03A 094362-02-000	EA CAP-END, BUMPER - REAR - ASH GRAY - DRIVER OR PASSENGER SIDE EA CLIP-CHRISTMAS TREE, FLAT HEAD - .5" X .95"
7	083425-07-000	EA TIRE - 7.50XR16 LRD, MICHELIN XPS RIB - GAS
7	007324-04-000 089359-03-000 051377-01-000	EA TIRE - 8R19.5 LRD, MICHELIN XZA - DIESEL OPTION EA WHEEL-STEEL, 16" X 6"K - 3 HOLE - PRIMED - GAS EA STEM-VALVE, TR 500 - DIESEL OPTION
8	051377-03-000	EA STEM-VALVE, TR 600HP - GAS
8	034513-01-000	EA PIN-HITCH - 3/16 WIRE
9	034512-01-000	EA PIN-LOCKING-DRAWBAR
10	077617-01-000	EA HITCH ASM W/O DRAWBAR
11	103099-01-04A	EA BUMPER-REAR, ASH GRAY
12	102945-04-000 097744-02-000 097745-02-000 097746-01-000	EA BRACKET ASM-BUMPER, REAR EA HOUSING-TRAILER PIN 48" EA HOUSING-RECEPTACLE, TRAILER - 48" WIRE LENGTH EA HOUSING-CAP

**CHASSIS GROUP (CONTINUED)**



**FRONT BUMPER**

KEY	PART NUMBER	U/M DESCRIPTION
1	103625-01-03A	EA PANEL-FACIA, BUMPER - FRONT RIGHT - ASH GRAY
2	103512-01-000	EA CHANNEL ASM-BUMPER
3	103497-01-000	EA BRACE-BUMPER, FRONT
4	086140-03-000	EA SUPPORT-FRONT BUMPER, PASSENGER SIDE - 9.1" X 4" - STEEL
5	086140-04-000	EA SUPPORT-FRONT BUMPER, DRIVER SIDE - 9.1" X 4" - STEEL
6	103611-01-000	EA BRACE-BUMPER, FRONT
7	103628-01-000	EA BRACKET-FRONT, LOWER - MOUNTING
8	103625-02-03A	EA PANEL-FACIA, BUMPER - FRONT LEFT - ASH GRAY
9	103634-01-D32 087234-01-000	EA BUMPER ASM-FRONT, W/DRIVER & PASSENGER SIDE FACIA PANELS EA NUT-JACK, 1/4" X 20 THREADS, MOLLY - ARDEN B-L, JN BRASS

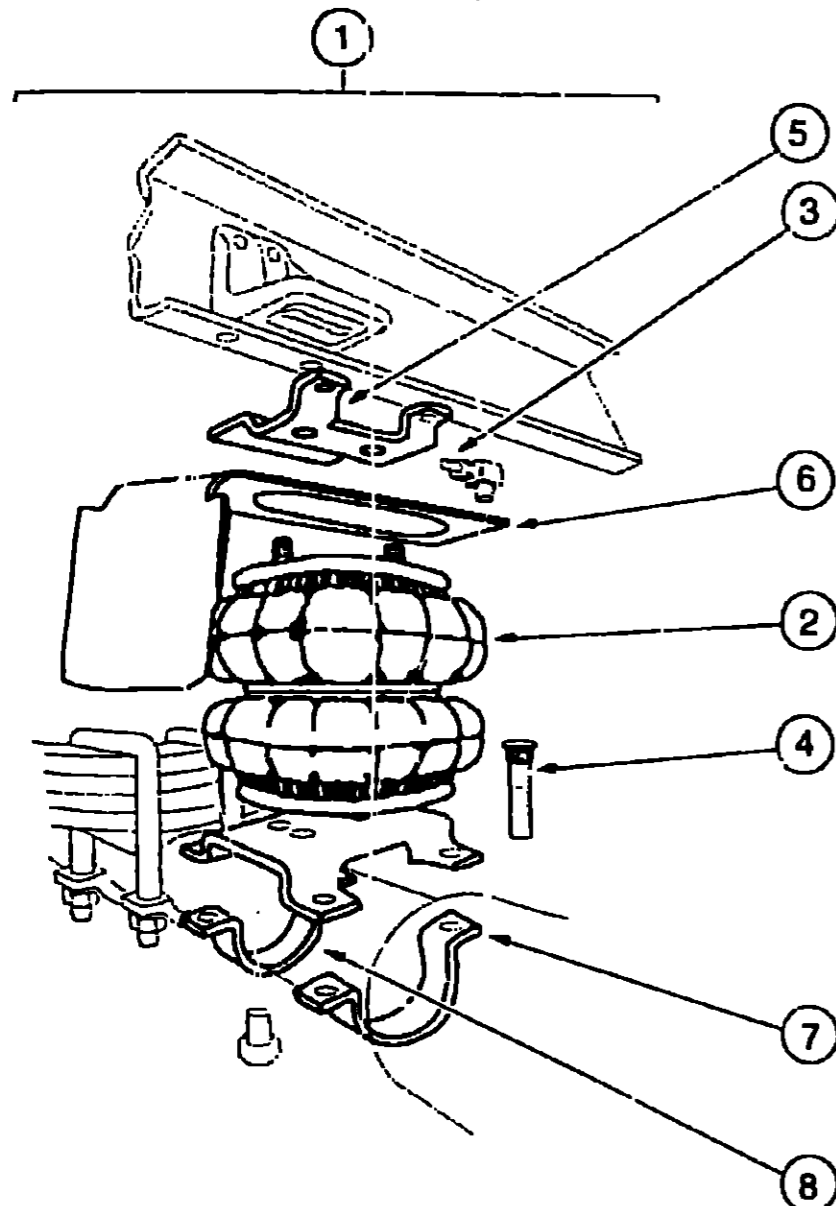
**1993 ITASCA  
TABLE OF CONTENTS**

INTRODUCTION	A-01 -	A-02
ABBREVIATIONS		A-03
ALPHABETICAL INDEX	A-04 -	A-06
ICF27RL	A-07 -	F-02
ICF27RD	F-03 -	J-16

**1993 ICF27RC INDEX**

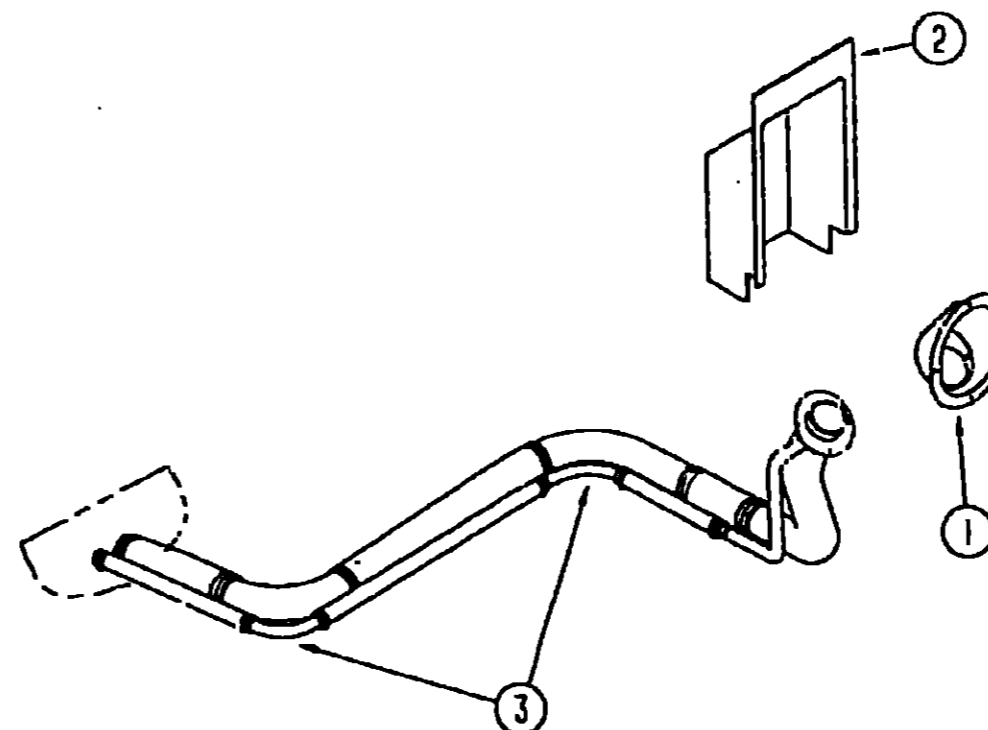
FLOOR PLAN	A-07 -	A-08
ACCESSORIES		A-09
AUDIO VIDEO	A-10 -	A-12
BATH	A-13 -	A-14
BEDROOM	A-15 -	A-16
CHASSIS	A-17 -	B-04
CURTAIN & CUSHION	B-05 -	B-14
DINETTE	B-15 -	B-16
DRIVER'S COMPARTMENT	B-17 -	B-21
ELECTRICAL	B-22 -	C-04
EXTERIOR BODY	C-05 -	C-12
GALLEY	C-13 -	C-17
GENERATOR	C-18 -	C-19
HEATING & AC	C-20 -	D-02
INTERIOR FINISH	D-03 -	D-06
LABELS	D-07 -	D-15
LP		D-16
LOUNGE	D-17 -	D-18
SEALANTS & FASTENERS	D-19 -	D-22
WATER & SEWAGE	D-23 -	E-05
WINDOW, VENT AND		
EXTERIOR DOOR	E-07 -	E-24
WINDSHIELD/WIPER	F-01 -	F-02

**CHASSIS GROUP (CONTINUED)**



**REAR AXLE AIRSPRINGS**

**CHASSIS GROUP (CONTINUED)**



**FUEL SYSTEM**

**1993 ITASCA  
TABLE OF CONTENTS**

INTRODUCTION	A-01 -	A-02
ABBREVIATIONS		A-03
ALPHABETICAL INDEX	A-04 -	A-06
ICF27RC	A-07 -	F-02
ICF27RQ	F-03 -	J-16

**1993 ICF27RC INDEX**

FLOOR PLAN	A-07 -	A-08
ACCESSORIES		A-09
AUDIO VIDEO	A-10 -	A-12
BATH	A-13 -	A-14
BEDROOM	A-15 -	A-16
CHASSIS	A-17 -	B-04
CURTAIN & CUSHION	B-05 -	B-14
DINETTE	B-15 -	B-16
DRIVERS COMPARTMENT	B-17 -	B-21
ELECTRICAL	B-22 -	C-04
EXTERIOR BODY	C-05 -	C-12
GALLEY	C-13 -	C-17
GENERATOR	C-18 -	C-19
HEATING & A/C	C-20 -	D-02
INTERIOR FINISH	D-03 -	D-06
LABELS	D-07 -	D-15
LP		D-16
LOUNGE	D-17 -	D-18
SEALANTS & FASTENERS	D-19 -	D-22
WATER & SEWAGE	D-23 -	E-06
WINDOW, VENT AND		
EXTERIOR DOOR	E-07 -	E-24
WINDSHIELD/WIPER	F-01 -	F-02

KEY	PART NUMBER	U/M DESCRIPTION
1	084086-04-000	EA AIRSPRING-BELLOWS, REAR AXLE - FIRESTONE# MHA224 - GAS ENGINE
2	084086-04-702	EA AIR BAG-ONLY, FIRESTONE# W217602064
3	084086-01-701	EA TUBING-DOT 1/4" X 18" - FIRESTONE# 21-0938
4	084086-01-702	EA BOLT-RIBBED NECK, 3/8"-24 X 2.5" FIRESTONE# 21-0929
	084086-01-705	EA TUBING PROTECTORS, FIRESTONE# 21-0899
5	084086-01-706	EA BRACKET-UPPER TO FRAME, FIRESTONE# 21-0150
6	084086-01-711	EA HEAT SHIELD-224 DOS SYSTEM, FIRESTONE# 21-5042
7	084086-01-713	EA AXLE STRAP BRACKET, AXLE TUBE - 3 USED - FIRESTONE# 21-1163
8	084086-01-714	EA AXLE STRAP BRACKET, DIFFERENTIAL - 1 USED - FIRESTONE# 21-5039
	084086-04-700	EA BRACKET, LOWER DRIVERS SIDE
	084086-04-701	EA BRACKET, LOWER PASSENGER SIDE
	100322-01-000	EA PLATE-VALVE, AIRSPRING
FROM: 00-00-00 THRU: 07-08-92		
	084086-05-000	EA AIRSPRING-RIDE RITE KIT - FIRESTONE# W217602075 - DIESEL ENGINE OPTION
	084086-05-700	EA AIR BAG-ONLY, FIRESTONE# 7012
	084086-01-701	EA TUBING-DOT, 1/4" X 18" - FIRESTONE# 21-0930
	084086-01-708	EA AIRLINE SERVICE KIT, FIRESTONE# W21-760-2012
	084086-05-701	EA UPPER BRACKET "A" - FIRESTONE# 5097
	084086-05-702	EA UPPER BRACKET "B" - FIRESTONE# 5096
	084086-05-703	EA LOWER BRACKET - FIRESTONE# 5098
	084086-05-704	EA BRACKET CLAMP - FIRESTONE# 5086
	084086-05-705	EA CARRIAGE BOLT - 3/8" - 16 X 4 1/2" - FIRESTONE# 21-0899
	084086-05-706	EA INFLATION VALVE - FIRESTONE# 3032

KEY	PART NUMBER	U/M DESCRIPTION
1	102951-01-21A	EA SHROUD-FUEL FILL - ASH GRAY
2	072447-04-000	EA SHROUD-FUEL FILL, UPPER - PLASTIC
	024142-01-000	EA TEE-BARB, 3/16" - PLASTIC
	007063-01-000	FT HOSE-GAS 1/4"ID X 1/2"OD
	084884-01-000	EA PLUG-BRASS, 3/8"
3	098806-01-000	EA PIPE-FILL VENT, 90 DEGREE BEND - .625" OD - STEEL
	044317-01-000	FT HOSE FUEL, 3/8" ID - DIESEL ONLY



**CHASSIS GROUP (CONTINUED)**

**ELECTRIC ENTRY STEP**

KEY	PART NUMBER	U/M DESCRIPTION
	075723-02-000	EA SPACER-SWITCH, WHOLE - 2' X .9" X 2" - METAL - OFF WHITE FOR ELECTRIC STEP DOOR JAMB SWITCH
	P01713-01-000	EA SWITCH ASSEMBLY-PUSH BUTTON, IN DOOR JAMB - METAL - CHROME
	113285-01-01A	EA SEAL-SWITCH, STEP - BLACK - LUNDELL
	094708-01-01A	EA STEP-ENTRY DOOR, ELECTRIC - SINGLE - KWIKEE 2813
	094707-02-700	EA MOTOR REPLACEMENT KIT - MODELS 32 & 28 - KWIKEE 9520
	094707-02-702	EA GEAR KIT - KWIKEE 9525
	094707-02-703	EA PARTS KIT, (BEARING & PINS) - KWIKEE 9530
	094707-02-704	EA CONNECTOR KIT-MOTOR, KWIKEE 9537
	094708-02-705	EA CONTROL UNIT, (ORANGE) - KWIKEE 9513
	094708-02-700	EA CONVERSION KIT 28 SERIES - KWIKEE 9570
	094707-02-707	EA TREAD-NON-SKID, BLACK - 6" X 21" - KWIKEE 909333
	094708-03-700	EA LINKAGE ASM F/28 SERIES - KWIKEE 9522

**FRONT SHOCKS**

KEY	PART NUMBER	U/M DESCRIPTION
	101993-01-000	EA SHOCK ABSORBER-GAS, P30 FRONT - BILSTEIN B46-1173

**TIRE COVERS**

KEY	PART NUMBER	U/M DESCRIPTION
	104408-03-D32	EA COVER-TIRE, 32" - SUNRISE
	104408-04-D32	EA COVER-TIRE, 34" - SUNRISE - DIESEL OPTION
	108163-02-01A	EA COVER ASM-TIRE, 19.5" CHEVY - DIESEL - CHROME - EXTERIOR TRIM OPTION
	108560-03-02A	EA INSERT-TIRE COVER, 19.5" CHEVY - ASH GRAY - EXTERIOR TRIM OPTION
	108163-01-01A	EA COVER ASM-TIRE, 16" CHEVY - GAS - CHROME - EXTERIOR TRIM OPTION
	108560-02-02A	EA INSERT-TIRE COVER, 16" CHEVY - ASH GRAY - EXTERIOR TRIM OPTION

**CHASSIS GROUP (CONTINUED)**

**16" CHEVY STAINLESS STEEL WHEEL LINERS**

KEY	PART NUMBER	U/M DESCRIPTION
	091209-05-000	EA LINER-WHEEL, SET OF 4 - 16" - STAINLESS STEEL
	091209-03-702	EA COVER-AXLE, FRONT - 8 LUG - FORD & CHEVY
	091209-03-703	EA COVER-AXLE, REAR - 8 LUG - FORD & CHEVY
	091209-03-704	EA RING-SNAP, FRONT OR REAR - 8 LUG - FORD & CHEVY
	091209-05-700	EA LINER-WHEEL, 16" FRONT - W/AXLE COVER & P LUG - CHEVY/FORD
	091209-05-701	EA LINER-WHEEL, 16" REAR - W/AXLE COVER & B LUG - CHEVY/FORD
	095012-03-000	EA EXTENSION-VALVE STEM, DUAL WHEEL
	095012-04-000	EA STABILIZER-VALVE STEM EXTENSION, DICOR AG-STA-2
		FROM: 01-04-93 THRU: 99-99-99
	077030-02-000	EA EXTENSION-VALVE STEM, 1 25"

**16" CHEVY WHEEL COVERS**

KEY	PART NUMBER	U/M DESCRIPTION
	083181-01-700	EA COVER-WHEEL, 16" - 8 LUG - 1 ONLY

**LUG WRENCH & LEVERAGE JAR**

KEY	PART NUMBER	U/M DESCRIPTION
	080208-01-000	EA LUG WRENCH, 1.06 X 1.00
	080208-02-000	EA LEVERAGE BAR-LUG WRENCH

**CHASSIS MISCELLANEOUS**

KEY	PART NUMBER	U/M DESCRIPTION
	055278-51-250	FT TUBING-STEEL, .75" X 1.5" X 12.5"
	008042-01-000	FT TUBING-VINYL, .65" ID
	065450-05-000	EA TIEDOWN-BATTERY, 8.4" TUBE - STEEL
	075307-03-000	EA SHIELD-HEAT, LP - DIESEL OPTION
	093719-01-000	EA HOSE-OIL FILL, PREFORMED 90 DEGREE BEND - (DIESEL OPTION)
	077001-01-000	EA ANGLE-MOUNTING, ROOF PANEL - V ANGLE - 3" X 2.4" X 1.5"
	070579-06-000	EA PLATE-ANCHOR, W/7/16 WELD NUT - 1.5" X 3.3"
	103136-01-000	EA BRACKET-SUPPORT, UPPER HINGE - RIGHT
	103136-02-000	EA BRACKET-SUPPORT, UPPER HINGE - LEFT
	017516-01-000	EA FLAP-MUD, 14" X 18" - BLACK
	020167-04-000	EA GUARD-DIRT, MUDFLAP
		FROM: 00-00-00 THRU: 08-26-92
	020167-05-000	EA GUARD-DIRT, MUDFLAP
		FROM: 08-27-92 THRU: 99-99-99
	076310-01-000	EA BAFFLE-RADIATOR, .12" X 15" X 62" - RUBBER

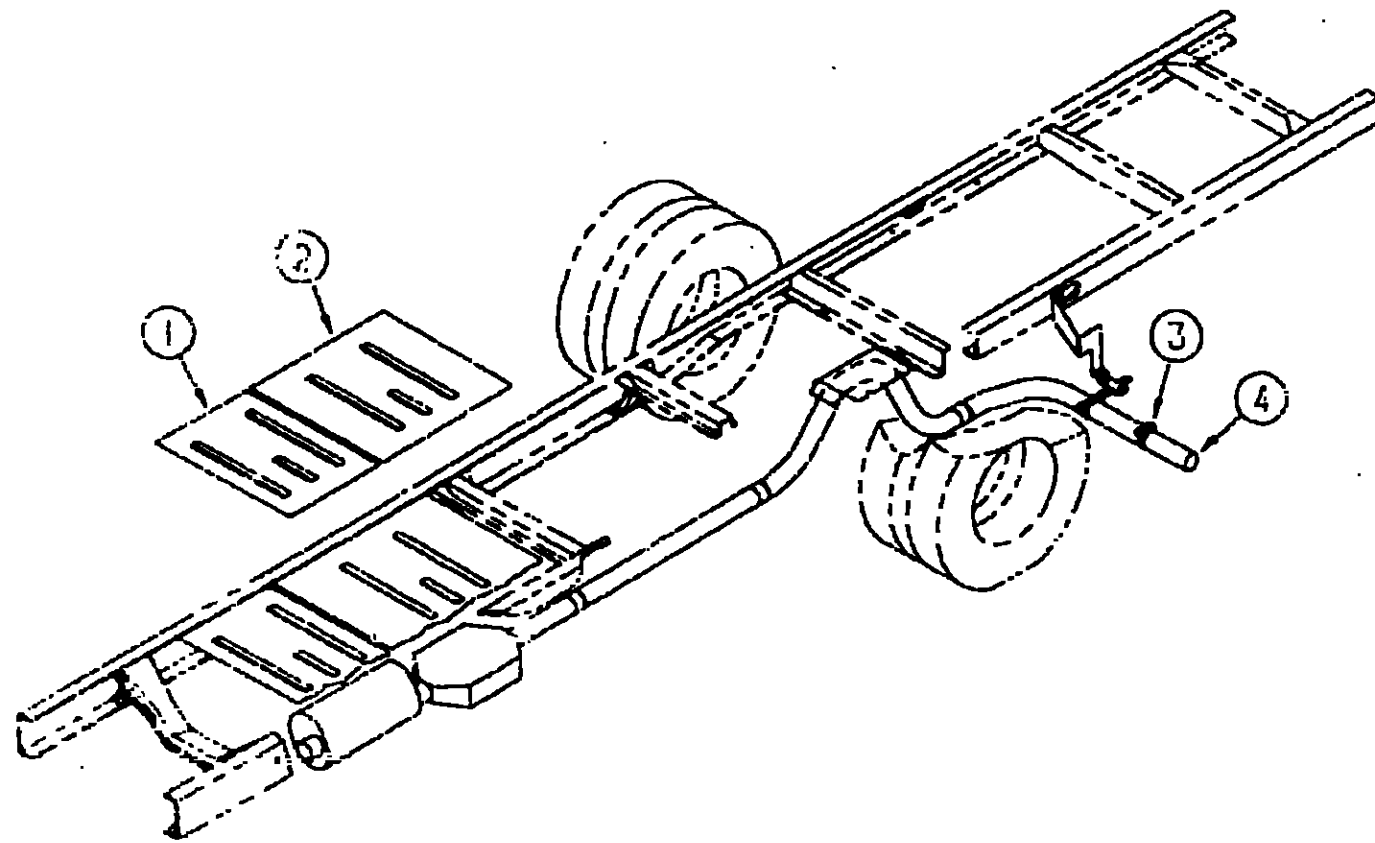
**1993 ITASCA  
TABLE OF CONTENTS**

INTRODUCTION	A-01 -	A-02
ABBREVIATIONS		A-03
ALPHABETICAL INDEX	A-04 -	A-05
ICF27RC	A-07 -	F-02
ICF27RO	F-03 -	J-16

**1993 ICF27RC INDEX**

FLOOR PLAN	A-07 -	A-08
ACCESSORIES		A-09
AUDIO VIDEO	A-10 -	A-12
BATH	A-13 -	A-14
BEDROOM	A-15 -	A-16
CHASSIS	A-17 -	B-04
CURTAIN & CUSHION	B-05 -	B-14
DINETTE	B-15 -	B-16
DRIVERS COMPARTMENT	B-17 -	B-21
ELECTRICAL	B-22 -	C-04
EXTERIOR BODY	C-05 -	C-12
GALLEY	C-13 -	C-17
GENERATOR	C-18 -	C-19
HEATING & A/C	C-20 -	D-02
INTERIOR FINISH	D-03 -	D-06
LABELS	D-07 -	D-15
LP		D-16
LOUNGE	D-17 -	D-18
SEALANTS & FASTENERS	D-19 -	D-22
WATER & SEWAGE	D-23 -	E-06
WINDOW, VENT AND		
EXTERIOR DOOR	E-07 -	E-24
WINDSHIELD WIPER	F-01 -	F-02

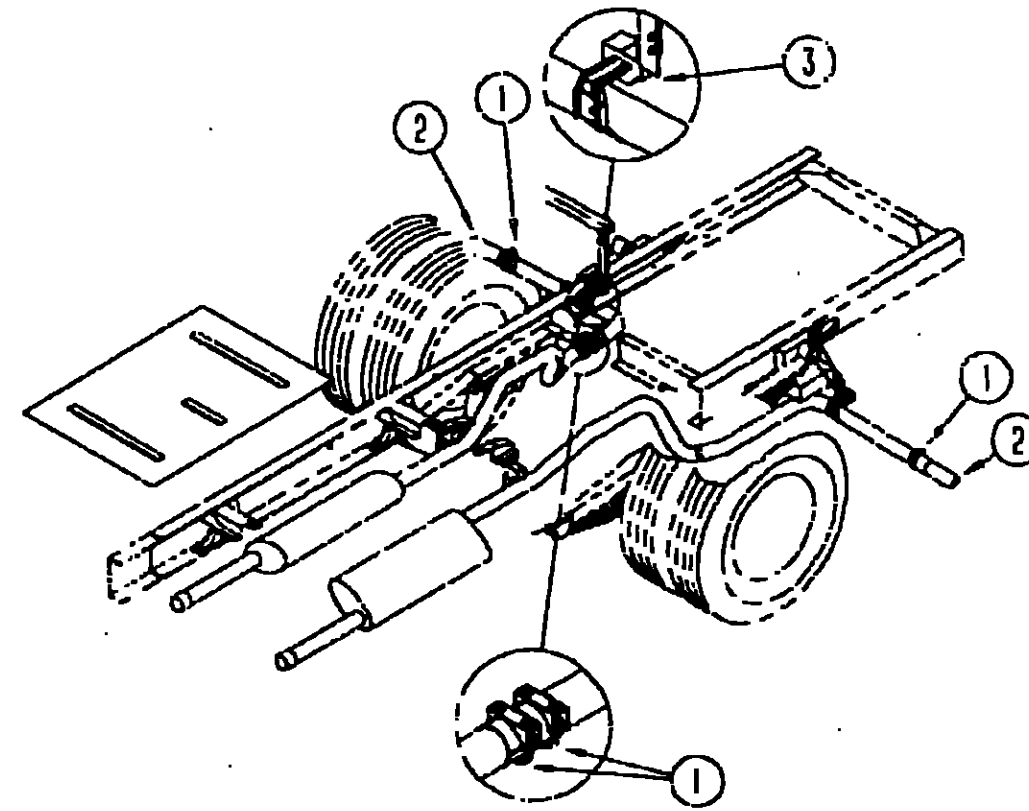
**CHASSIS GROUP (CONTINUED)**



**EXHAUST SYSTEM - GAS**

KEY	PART NUMBER	U/M	DESCRIPTION
1	101544-01-000	EA	SHIELD-HEAT, EXHAUST - 19.7' X 28.9' - STEEL
2	101544-02-000	EA	SHIELD-HEAT, EXHAUST - 30' X 28.9' - STEEL
3	094918-01-000	EA	CLAMP-EXHAUST, 3" - GUILLOTINE STYLE
4	098762-05-000	EA	EXTENSION-EXHAUST, STRAIGHT - 3" OD X 7.9' LONG - STAINLESS STEEL

**CHASSIS GROUP (CONTINUED)**



**EXHAUST SYSTEM - DIESEL**

KEY	PART NUMBER	U/M	DESCRIPTION
1	094918-03-000	EA	CLAMP-EXHAUST, 2.5"
2	081918-01-000	EA	EXTENSION-EXHAUST, STRAIGHT - 2.25" OD X 9.44' - STAINLESS STEEL
3	098833-01-000	EA	BRACKET-EXHAUST, HANGER - L ANGLE - 1.7" X 13.3" - STEEL

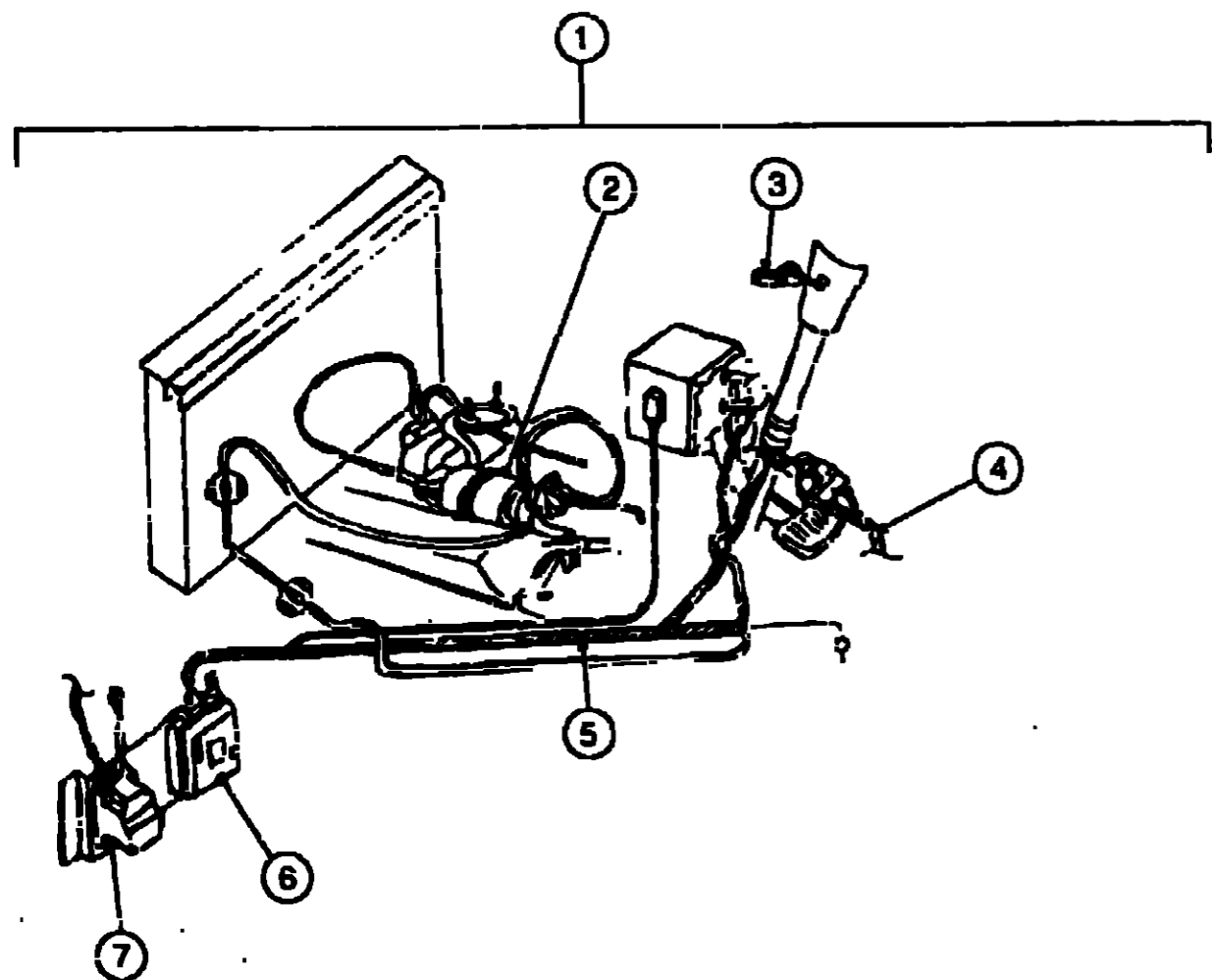
**1993 ITASCA  
TABLE OF CONTENTS**

INTRODUCTION	A-01 -	A-02
ABBREVIATIONS		A-03
ALPHABETICAL INDEX	A-04 -	A-05
ICF27RC	A-07 -	F-02
ICF27PQ	F-03 -	J-16

**1993 ICF27RC INDEX**

FLOOR PLAN	A-07 -	A-08
ACCESSORIES		A-09
AUDIO VIDEO	A-10 -	A-12
BATH	A-13 -	A-14
BEDROOM	A-15 -	A-16
CHASSIS	A-17 -	B-04
CURTAIN & CUSHION	B-05 -	B-14
DINETTE	B-15 -	B-16
DRIVERS COMPARTMENT	B-17 -	B-21
ELECTRICAL	B-22 -	C-04
EXTERIOR BODY	C-05 -	C-12
GALLEY	C-13 -	C-17
GENERATOR	C-18 -	C-19
HEATING & A/C	C-20 -	D-02
INTERIOR FINISH	D-03 -	D-06
LABELS	D-07 -	D-15
LP		D-16
LOUNGE	D-17 -	D-18
SEALANTS & FASTENERS	D-19 -	D-22
WATER & SEWAGE	D-23 -	E-06
WINDOW, VENT AND		
EXTERIOR DOOR	E-07 -	E-24
WINDSHIELDWIPER	F-01 -	F-02

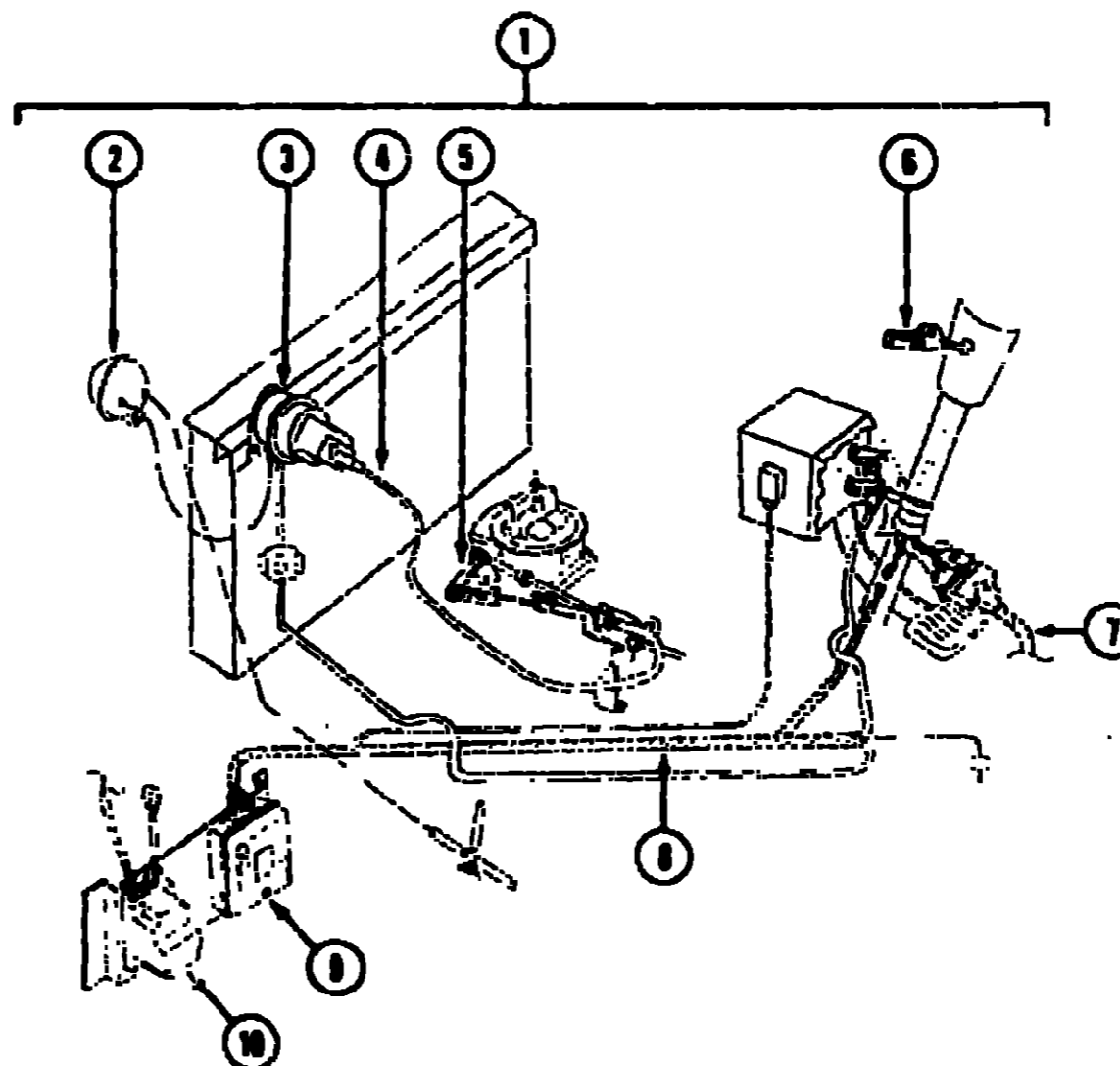
**CHASSIS GROUP (CONTINUED)**



**SPEED CONTROL - DIESEL**

KEY	PART NUMBER	UM DESCRIPTION
1	102362-02-000	EA SPEED CONTROL, DANA 59L111020P
2	094369-01-706	EA SERVO-DANA 53D-11116-R
3	102362-02-700	EA CONTROL SWITCH & LEVER - DANA 8D-08X63-F
4	102362-01-703	EA HARNESS-PIVOT SW TO WIPER CONTROL, DANA 59C-02973
5	102362-01-704	EA HARNESS-MAIN WIRING, DANA 59D-02975
6	102362-01-701	EA REGULATOR-ELECTRONIC, DANA 57C-08X13-R
7	102362-01-702	EA WIPER CONTROL MODULE-DANA 66C-00061
	094663-01-704	EA HOUSING - 4 PIN, SPEED CONTROL - DANA 59C-02291
	102362-02-701	EA JUMPER WIRE ASSEMBLY - DANA 59C-3003
	102362-02-702	EA STOP LAMP-CRUISE RELEASE SWITCH - DANA 59C-3008 GM15644315
	094369-02-700	EA CABLE-SERVO, DANA 59C-02262
	094369-02-701	EA VACUUM REGULATOR-DIESEL, DANA 59B-02117
	094369-02-702	EA EXTENSION-WIRE HARNESS, DANA 59C-02279

**CHASSIS GROUP (CONTINUED)**



**SPEED CONTROL - GAS**

KEY	PART NUMBER	UM DESCRIPTION
1	102362-01-000	EA SPEED CONTROL, DANA 59L111010B
1	102362-04-030	EA SPEED CONTROL, DANA 59L-111022-B FROM: 00-00-00 THRU: 09-17-92
2	094369-01-705	EA VACUUM RESERVOIR, DANA 59C-02749
3	094369-01-706	EA SERVO, DANA 53D-11116-R
4	102362-01-700	EA CABLE ONLY-REPLACEMENT, DANA 59C-03001
5	102362-01-706	EA THROTTLE STUD, DANA 59A-02979
6	102362-01-707	EA CONTROL SWITCH & LEVER ASM, DANA 53D-08X63-F
7	102362-01-703	EA HARNESS ASM-PIVOT SW. TO WIPER, DANA 59C-02973
8	102362-01-704	EA HARNESS ASM-MAIN WIRING, DANA 59D-02975
9	102362-01-701	EA REGULATOR ASM-ELECTRONIC, DANA 57C-08X13-R
10	102362-01-702	EA WIPER CONTROL MODULE, DANA 66D-00061
	102362-01-705	EA THROTTLE RETAINER CLIP, DANA 59A-02921
	094663-01-704	EA HOUSING - 4 PIN, DANA 59C-02291

**1993 ITASCA  
TABLE OF CONTENTS**

INTRODUCTION	A-01 -	A-02
ABBREVIATIONS		A-03
ALPHABETICAL INDEX	A-04 -	A-06
ICF27RC	A-07 -	F-02
ICF27RQ	03 -	J-16

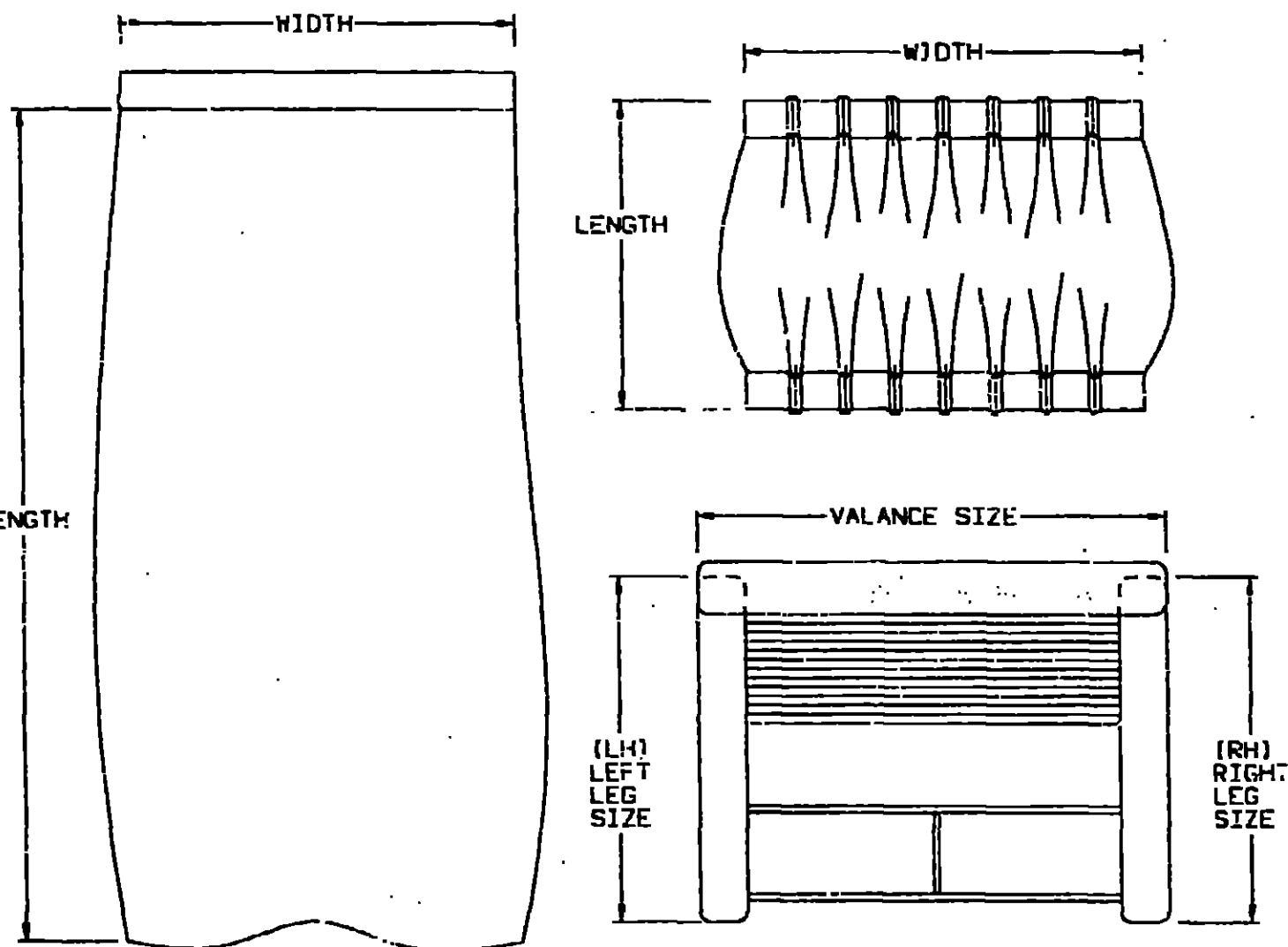
**1993 ICF27RC INDEX**

FLOOR PLAN	A-07 -	A-08
ACCESSORIES		A-09
AUDIO VIDEO	A-10 -	A-12
BATH	A-13 -	A-14
BEDROOM	A-15 -	A-16
CHASSIS	A-17 -	B-04
CURTAIN & CUSHION	B-05 -	B-14
DINETTE	B-15 -	B-16
DRIVERS COMPARTMENT	B-17 -	B-21
ELECTRICAL	B-22 -	C-04
EXTERIOR BODY	C-05 -	C-12
GALLEY	C-13 -	C-17
GENERATOR	C-18 -	C-19
HEATING & A/C	C-20 -	D-02
INTERIOR FINISH	D-03 -	D-06
LABELS	D-07 -	D-15
LP		D-16
LOUNGE	D-17 -	D-18
SEALANTS & FASTENERS	D-19 -	D-22
WATER & SEWAGE	D-23 -	E-06
WINDOW, VENT AND EXTERIOR DOOR	E-07 -	E-24
WINDSHIELD/WIPER	F-01 -	F-02

**CURTAIN & CUSHION GROUP  
NOTICE**

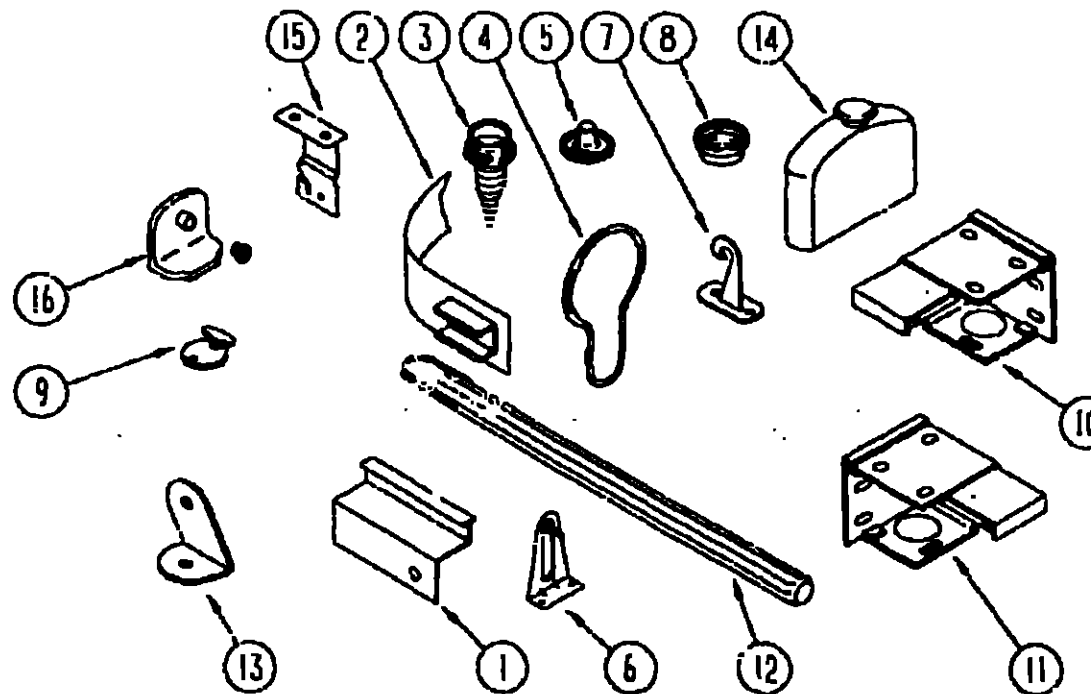
IN ORDER TO ASSIST OUR PARTS SALES DEPT. IN PROVIDING INTERIOR SOFTGOODS ITEMS, PLEASE INCLUDE THE SERIAL NUMBER AND THE COLOR CODE NUMBER FROM THE VEHICLE CERTIFICATION LABEL WHEN ORDERING. THIS LABEL IS LOCATED ON THE LEFT SIDEWALL AT THE END OF THE DASH (A-BODY), OR ON THE DRIVER'S DOOR LATCH PLATE (C-BODY).

AN EXAMPLE OF A COLOR CODE NUMBER IS B07, WHICH DESIGNATES AN OVERALL COLOR SCHEME OF A PARTICULAR UNIT. THE COLOR LISTED AFTER THE ITEM DESCRIPTION ON THE MICROFICHE, INDICATES THE OVERALL UNIT COLOR. ORDER THE ITEM YOU DESIRE ACCORDING TO UNIT COLOR CODE.



NOTE: USE THIS ILLUSTRATION WHEN DETERMINING LENGTH AND WIDTH MEASUREMENTS FOR CURTAINS. YOU WILL NOTE THE WIDTH MEASUREMENT IS TAKEN ON THE TOP OF THE CURTAIN WITH THE CURTAIN FULLY EXTENDED. THE LENGTH MEASUREMENT IS TAKEN FROM TOP TO BOTTOM. LEFT AND RIGHT WINDOW LEGS ARE DETERMINED WHEN FACING THE WINDOW

**CURTAIN & CUSHION GROUP (CONTINUED)**



**CURTAIN, BLIND HARDWARE & TRACKS**

KEY	PART NUMBER	U/M DESCRIPTION
1	105450-03-01A	EA TRACK-ROOM DIVIDER CURTAIN, 50" LONG - ALUMINUM - OFF WHITE
1	101589-02-C05	EA TRACK ASM-CURTAIN, RIGHT HAND WRAPAROUND - OFF WHITE - 10'
1	105324-01-01A	EA TRACK-CURTAIN, RIGHT HAND WRAPAROUND - OFF WHITE - 10'
1	105450-01-01A	EA TRACK-CURTAIN, LEFT HAND WRAPAROUND - OFF WHITE - 30.8" LONG
1	105324-02-01A	EA TRACK-CURTAIN, RIGHT HAND WRAPAROUND - OFF WHITE - 6' 5" - TV OPTIONS
1	105324-03-01A	EA TRACK-CURTAIN, LEFT HAND WRAPAROUND - OFF WHITE - 6' 5" - TV OPTIONS
	102075-03-01A	EA ROD-SHOWER CURTAIN, OFF WHITE
	009112-01-000	EA FLANGE - 1" ROD, CLOTHES - PLASTIC - OFF WHITE
	046867-01-000	EA GROMMET-BRASS, 7/16" ID X 1" OD
2	101031-01-000	YD TAPE-GLIDE, CURTAIN - 4.25" SPACING
3	029130-01-000	EA SCREW-SNAP SOCKET, #8 PH X 5/8"
3	029130-03-000	EA SCREW-SNAP SOCKET, #8 PH X 1"
4	009136-02-000	EA HANGER-RING, PIN TYPE - CURTAIN - BRASS
5	029155-01-000	EA CAP-SNAP, 5/32" O.D. OF PIN
6	095591-02-000	EA BRACKET-HOLD DOWN, W/PIN - BLIND - METAL
		FROM: 00-00-00 THRU: 07-19-92
7	109441-01-000	EA HOLD DOWN-BLIND, HOOK
		FROM: 07-20-92 THRU: 99-99-99
8	029156-01-000	EA SOCKET-SNAP, 9/16" O.D.
9	102555-01-000	EA CLEAT-CORD, BLIND - OFF WHITE
10	083170-01-000	EA BRACKET-BLIND, RIGHT HAND
11	083170-02-000	EA BRACKET-BLIND, LEFT HAND
12	093475-01-700	EA WAND-BLIND, W/METAL CLIP - 8" LONG
13	099205-02-02A	EA BRACKET-WRAPAROUND CURTAIN TRACK, OFF WHITE
14	093475-01-701	EA END CAP-BLIND, W/STUD
15	084431-01-000	EA BRACKET-MOUNTING, ROLLER SHADE - 1 3/8"
	096843-01-000	EA SPRING-REWIND, ROLLER SHADE
16	106544-01-000	EA PULL-SHADE, BRASS
	106544-01-001	EA SCREW-BRASS, SHADE
	048394-02-000	YD VELCRO TAPE-HOOK, ADHESIVE BACK - .75" WIDE - BEIGE
	088792-01-000	YD VELCRO-HOOK, .75" WIDE - BEIGE
	088792-02-000	YD VELCRO TAPE-LOOP, ADHESIVE BACKED - .75" WIDE - BEIGE
	068716-01-001	EA BRACE - 90 DEGREE L-ANGLE, 192" - EXTRUDED ALUMINUM
	075943-09-000	EA BRACE-VALANCE, OFF WHITE - 8"
	086276-01-000	EA TAPE-DOUBLE SIDED, 1/2"
	103986-01-000	FT TRIM-VALANCE, U-CHANNEL - .75" WIDE - BRASS
	089522-02-000	EA PANEL-LEG, TWO SIDE 31.5" LONG - PLASTIC - BLACK
	089916-01-000	EA MOUNT-WINDOW LEG, 23.75" - ALUMINUM - BLACK
		23.75" LONG - 6 3" BETWEEN SCREW HOLES

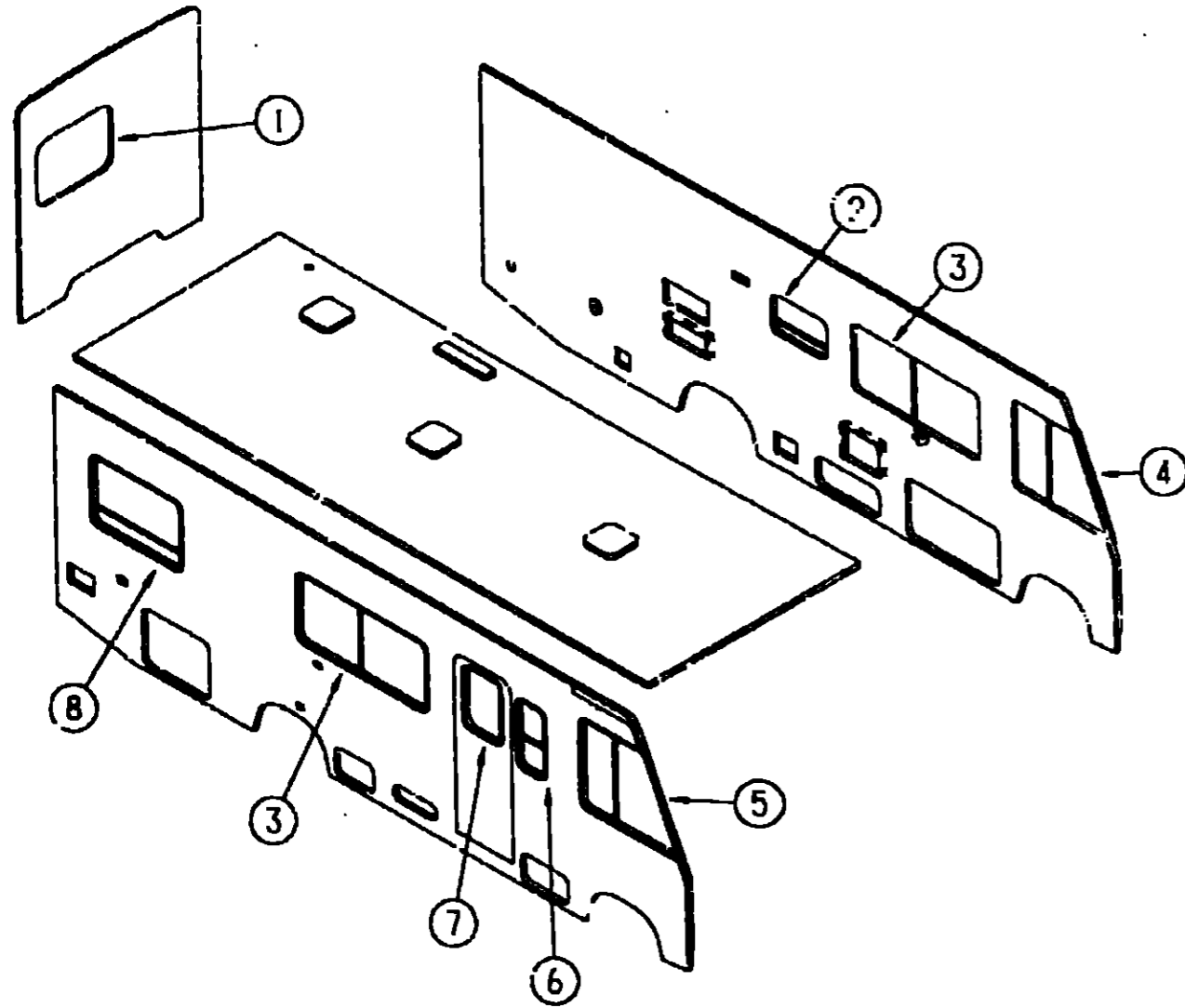
**1993 ITASCA  
TABLE OF CONTENTS**

INTRODUCTION	A-01 -	A-02
ABBREVIATIONS		A-03
ALPHABETICAL INDEX	A-04 -	A-06
ICF27RC	A-07 -	F-02
ICF27RQ	F-03 -	J-16

**1993 ICF27RC INDEX**

FLOOR PLAN	A-07 -	A-08
ACCESSORIES		A-09
AUDIO VIDEO	A-10 -	A-12
BATH	A-13 -	A-14
BEDROOM	A-15 -	A-16
CHASSIS	A-17 -	B-04
CURTAIN & CUSHION	B-05 -	B-14
DINETTE	B-15 -	B-16
DRIVERS COMPARTMENT	B-17 -	B-21
ELECTRICAL	B-22 -	C-04
EXTERIOR BODY	C-05 -	C-12
GALLEY	C-13 -	C-17
GENERATOR	C-18 -	C-19
HEATING & A/C	C-20 -	D-02
INTERIOR FINISH	D-03 -	D-06
LABELS	D-07 -	D-15
LP		D-16
LOUNGE	D-17 -	D-18
SEALANTS & FASTENERS	D-19 -	D-22
WATER & SEWAGE	D-23 -	E-06
WINDOW, VENT AND		
EXTERIOR DOOR	E-07 -	E-24
WINDSHIELD/WIPER	F-01 -	F-02

**CURTAIN & CUSHION GROUP (CONTINUED)**  
WINDOW TREATMENT



KEY	PART NUMBER	U/M DESCRIPTION	
1	107766-02-D32	EA VALANCE - 41", TWIST (D32)	FROM: 00-00-00 THRU: 08-02-92
1	107766-02-DA2	EA VALANCE - 41", TWIST (D32)	FROM: 08-03-92 THRU: 99-99-99
1	107766-02-D33	EA VALANCE - 41", TWIST (D33)	
1	107766-02-D34	EA VALANCE - 41", TWIST (D34)	
1	100281-85-D32	EA LEG - 27", RIGHT	
1	100281-85-D33	EA LEG - 27", RIGHT	
1	100281-85-D34	EA LEG - 27", RIGHT	
1	100281-86-D32	EA LEG - 27", LEFT	
1	100281-86-D33	EA LEG - 27", LEFT	
1	100281-86-D34	EA LEG - 27", LEFT	
1	093475-98-02A	EA BLIND-MINI, 36" X 29" DROP (D32/D33)	
1	033475-98-01A	EA BLIND-MINI, 36" X 29" DROP (D34)	
2	104021-06-D24	EA VALANCE - 28.5", W/BRASS TRIM (D32)	
2	104021-06-D25	EA VALANCE - 28.5", W/BRASS TRIM (D33)	
2	104021-06-D26	EA VALANCE - 28.5", W/BRASS TRIM (D34)	
2	093475-90-05A	EA BLIND-MINI, 27" X 17.5" DROP (D32/D33)	
2	093475-90-04A	EA BLIND-MINI, 27" X 17.5" DROP (D34)	

KEY	PART NUMBER	U/M DESCRIPTION	
3	104021-12-D32	EA VALANCE - 65", W/BRASS TRIM	
3	104021-12-D33	EA VALANCE - 65", W/BRASS TRIM	
3	104021-12-D34	EA VALANCE - 65", W/BRASS TRIM	
3	100281-98-D32	EA LEG - 27", RIGHT - W/BRASS TRIM	
3	100281-98-D33	EA LEG - 27", RIGHT - W/BRASS TRIM	
3	100281-98-D34	EA LEG - 27", RIGHT - W/BRASS TRIM	
3	100281-99-D32	EA LEG - 27", LEFT - W/BRASS TRIM	
3	100281-99-D33	EA LEG - 27", LEFT - W/BPASS TRIM	
3	100281-99-D34	EA LEG - 27", LEFT - W/BRASS TRIM	
3	093475-76-05A	EA BLIND-MINI, 60" X 28.5" DROP (D32/D33)	
3	093475-76-04A	EA BLIND-MINI, 60" X 28.5" DROP (D34)	
4	101668-31-D10	EA CURTAIN - 38" X 80", TAPE TOP - LEFT (D32/D33/D34)	
4	101668-32-D10	EA CURTAIN - 40" X 40", TAPE TOP - FRONT BUNK OPTION (D32/D33/D34)	
5	101668-30-D10	EA CURTAIN - 38" X 80", TAPE TOP - RIGHT (D32/D33/D34)	
5	101668-33-D10	EA CURTAIN - 38" X 125", TAPE TOP - FRONT BUNK OPTION (D32/D33/D34)	
	073260-42-D10	EA TIEBACK - 6" X 18" (D32/D33/D34)	
6	104021-29-D32	EA VALANCE - 54.5", W/BRASS TRIM	
6	104021-29-D33	EA VALANCE - 54.5", W/BRASS TRIM	
6	104021-29-D34	EA VALANCE - 54.5", W/BRASS TRIM	
6	093475-82-04A	EA BLIND-MINI, 14.5" X 33" DROP (D32/D33)	
6	093475-82-03A	EA BLIND-MINI, 14.5" X 33" DROP (D34)	
6	109041-15-01A	EA BLIND-MINI, 14.5" X 32" DROP (D32/D33) EUROPEAN WINDOW EXCHANGE OPTION	
6	109041-15-02A	EA BLIND-MINI, 14.5" X 32" DROP (D34) - EUROPEAN WINDOW EXCHANGE OPTION	
7	104021-29-D32	EA VALANCE - 54.5", W/BRASS TRIM	
7	104021-29-D33	EA VALANCE - 54.5", W/BRASS TRIM	
7	104021-29-D34	EA VALANCE - 54.5", W/BRASS TRIM	
7	084755-57-C03	EA SHADE-PULL, 27.25" (D32/D33/D34)	FROM: 00-00-00 THRU: 08-15-92
7	084755-57-DA4	EA SHADE-PULL, 27.25" (D32/D33/D34)	FROM: 08-16-92 THRU: 01-03-93
7	084755-57-DA5	EA SHADE-PULL, 27.25" (D32/D33/D34)	FROM: 01-04-93 THRU: 99-99-99
8	107766-04-D32	EA VALANCE - 45", TWIST (D32)	FROM: 00-00-00 THRU: 08-02-92
8	107766-04-DA2	EA VALANCE - 45", TWIST (D32)	FROM: 08-03-92 THRU: 99-99-99
8	107766-04-D33	EA VALANCE - 45", TWIST (D33)	
8	107766-04-D34	EA VALANCE - 45", TWIST (D34)	
8	100281-87-D32	EA LEG - 27", RIGHT	
8	100281-87-D33	EA LEG - 27", RIGHT	
8	100281-87-D34	EA LEG - 27", RIGHT	
8	100281-86-D32	EA LEG - 27", LEFT	
8	100281-86-D33	EA LEG - 27", LEFT	
8	100281-86-D34	EA LEG - 27", LEFT	
8	093475-97-01A	EA BLIND-MINI, 39" X 28.5" DROP (D32/D33)	
8	093475-97-02A	EA BLIND-MINI, 39" X 28.5" DROP (D34)	
	034481-22-C08	EA CURTAIN-SHOWER, 65" X 40" - GROMMET TOP (D32)	
	084481-22-D36	EA CURTAIN-SHOWER, 65" X 40" - GROMMET TOP (D33)	
	084481-22-C27	EA CURTAIN-SHOWER, 65" X 40" - GROMMET TOP (D34)	
	073260-54-C30	EA TIEBACK-SHOWER CURTAIN, 3" X 16" (D32)	
	073260-54-C09	EA TIEBACK-SHOWER CURTAIN, 3" X 16" (D33)	
	073260-54-C10	EA TIEBACK-SHOWER CURTAIN, 3" X 16" (D34)	
	101668-20-C06	EA CURTAIN-ROOM DIVIDER, 70" X 60" - TAPE TOP (D32/D33/D34)	
	073260-59-D10	EA TIEBACK-ROOM DIVIDER CURTAIN, 4" X 15" (D32/D33/D34)	
	057534-01-000	EA TIEBACK/TIEDOWN-BED/CURTAIN/DOOR, 6" - PLASTIC - CLEAR	

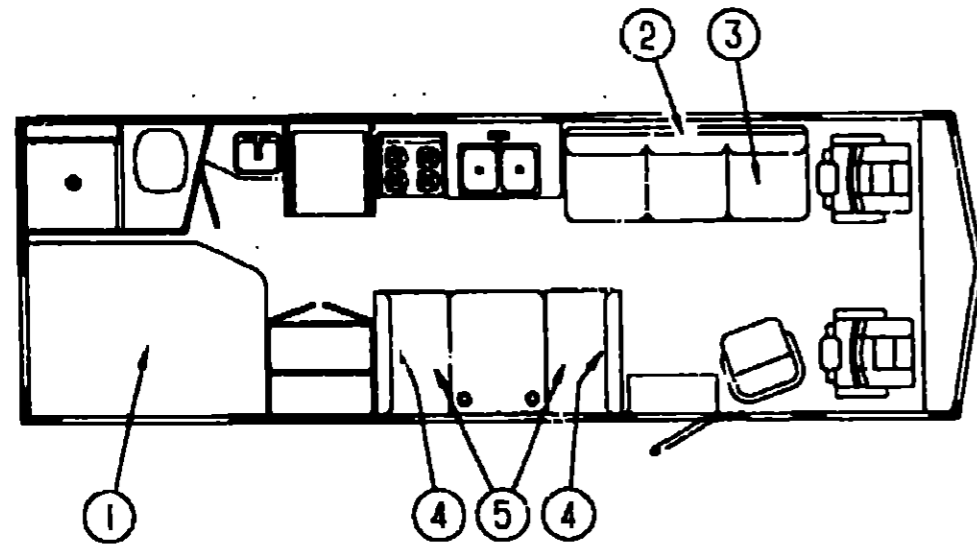
**1993 ITASCA  
TABLE OF CONTENTS**

INTRODUCTION	A-01 -	A-02
ABBREVIATIONS		A-03
ALPHABETICAL INDEX	A-04 -	A-06
ICF27RC	A-07 -	F-02
ICF27RO	F-03 -	J-16

**1993 ICF27RC INDEX**

FLOOR PLAN	A-07 -	A-08
ACCESSORIES		A-09
AUDIO VIDEO	A-10 -	A-12
BATH	A-13 -	A-14
BEDROOM	A-15 -	A-16
CHASSIS	A-17 -	B-04
CURTAIN & CUSHION	B-05 -	B-14
DINETTE	B-15 -	B-16
DRIVERS COMPARTMENT	B-17 -	B-21
ELECTRICAL	B-22 -	C-04
EXTERIOR BODY	C-05 -	C-12
GALLEY	C-13 -	C-17
GENERATOR	C-18 -	C-19
HEATING & A/C	C-20 -	D-02
INTERIOR FINISH	D-03 -	D-06
LABELS	D-07 -	D-15
LP		D-16
LOUNGE	D-17 -	D-18
SEALANTS & FASTENERS	D-19 -	D-22
WATER & SEWAGE	D-23 -	E-06
WINDOW, VENT AND EXTERIOR DOOR	E-07 -	E-24
WINDSHIELD/WIPER	F-01 -	F-02

**CURTAIN & CUSHION GROUP (CONTINUED)**



**CURTAIN & CUSHION GROUP (CONTINUED)**

**DINETTE CUSHIONS**

KEY	PART NUMBER	U/M DESCRIPTION
4	108141-01-D32	EA CUSHION-BACK, 13.5" X 38" X 5" (D32/D33)
4	108141-01-D34	EA CUSHION-BACK, 13.5" X 38" X 5" (D34)
4	P08141-01-D32	EA COVER-BACK CUSHION, 13.5" X 38" X 5" (D32/D33)
4	P08141-01-D34	EA COVER-BACK CUSHION, 13.5" X 38" X 5" (D34)
	078155-01-000	EA STRAP-SNAP, BACKREST CUSHION
5	088927-86-D32	EA CUSHION-SEAT, 21" X 38" X 5" (D32/D33)
5	088927-86-D34	EA CUSHION-SEAT, 21" X 38" X 5" (D34)
5	M88927-86-D32	EA COVER-SEAT CUSHION, 23" X 38" X 5" (D32/D33)
5	M88927-86-D34	EA COVER-SEAT CUSHION, 23" X 38" X 5" (D34)

**BUNK CUSHION**

KEY	PART NUMBER	U/M DESCRIPTION
	079145-06-000	EA CUSHION-BUNK, 30" X 77" X 4"
	M79145-06-000	EA COVER-CUSHION, BUNK

**DOUBLE MATTRESS, BEDSPREAD & PILLOW SHAMS**

KEY	PART NUMBER	U/M DESCRIPTION
1	101123-03-000	EA MATTRESS-DOUBLE, W/CUT CORNER - 53" X 74"
1	P01123-03-000	EA COVER-MATTRESS, 53" X 74"
1	083986-05-D32	EA BEDSPREAD - 54", FITTED W/CUT CORNER (D32)
		FROM: 00-00-00 THRU: 08-02-92
1	083986-05-DA2	EA BEDSPREAD - 54", FITTED W/CUT CORNER (D32)
		FROM: 08-03-92 THRU: 99-99-99
1	083986-05-D33	EA BEDSPREAD - 54", FITTED W/CUT CORNER (D33)
1	083986-05-D34	EA BEDSPREAD - 54", FITTED W/CUT CORNER (D34)
	104565-02-D32	EA PILLOW SHAM-W/1" FLANGE & WELT (D32)
		FROM: 00-00-00 THRU: 08-02-92
	104565-02-DA2	EA PILLOW SHAM-W/1" FLANGE & WELT (D32)
		FROM: 08-03-92 THRU: 99-99-99
	104565-02-D33	EA PILLOW SHAM-W/1" FLANGE & WELT (D33)
	104565-02-D34	EA PILLOW SHAM-W/1" FLANGE & WELT (D34)
	104166-02-D32	EA PILLOW-THROW, 15" X 15" - W/2" FLANGE
	104166-02-D33	EA PILLOW-THROW, 15" X 15" - W/2" FLANGE
	104166-02-D34	EA PILLOW-THROW, 15" X 15" - W/2" FLANGE

**COUCH**

KEY	PART NUMBER	U/M DESCRIPTION
2	100032-29-D32	EA COUCH-BACK, 74" W/O ARMS
2	100032-29-D33	EA COUCH-BACK, 74" W/O ARMS
2	100032-29-D34	EA COUCH-BACK, 74" W/O ARMS
2	P00032-29-D32	EA COVER-COUCH BACK
2	P00032-29-D33	EA COVER-COUCH BACK
2	P00032-29-D34	EA COVER-COUCH BACK
	101085-10-000	EA FRAME-BACK, 74.5"
3	100032-30-D32	EA COUCH-SEAT, 74" W/O ARMS
3	100032-30-D33	EA COUCH-SEAT, 74" W/O ARMS
3	100032-30-D34	EA COUCH-SEAT, 74" W/O ARMS
3	P00032-30-D32	EA COVER-COUCH SEAT, 74" W/O ARMS
3	P00032-30-D33	EA COVER-COUCH SEAT, 74" W/O ARMS
3	P00032-30-D34	EA COVER-COUCH SEAT, 74" W/O ARMS
	101085-04-000	EA FRAME-SEAT, 74.75"
	101085-06-000	EA FRAME-BASE, 71.75"
	103669-01-B38	EA PILLOW-THROW, 16" X 16" (D32)
	103669-01-C03	EA PILLOW-THROW, 16" X 16" (D33)
	103669-01-D11	EA PILLOW-THROW, 16" X 16" (D34)

**1993 ITASCA  
TABLE OF CONTENTS**

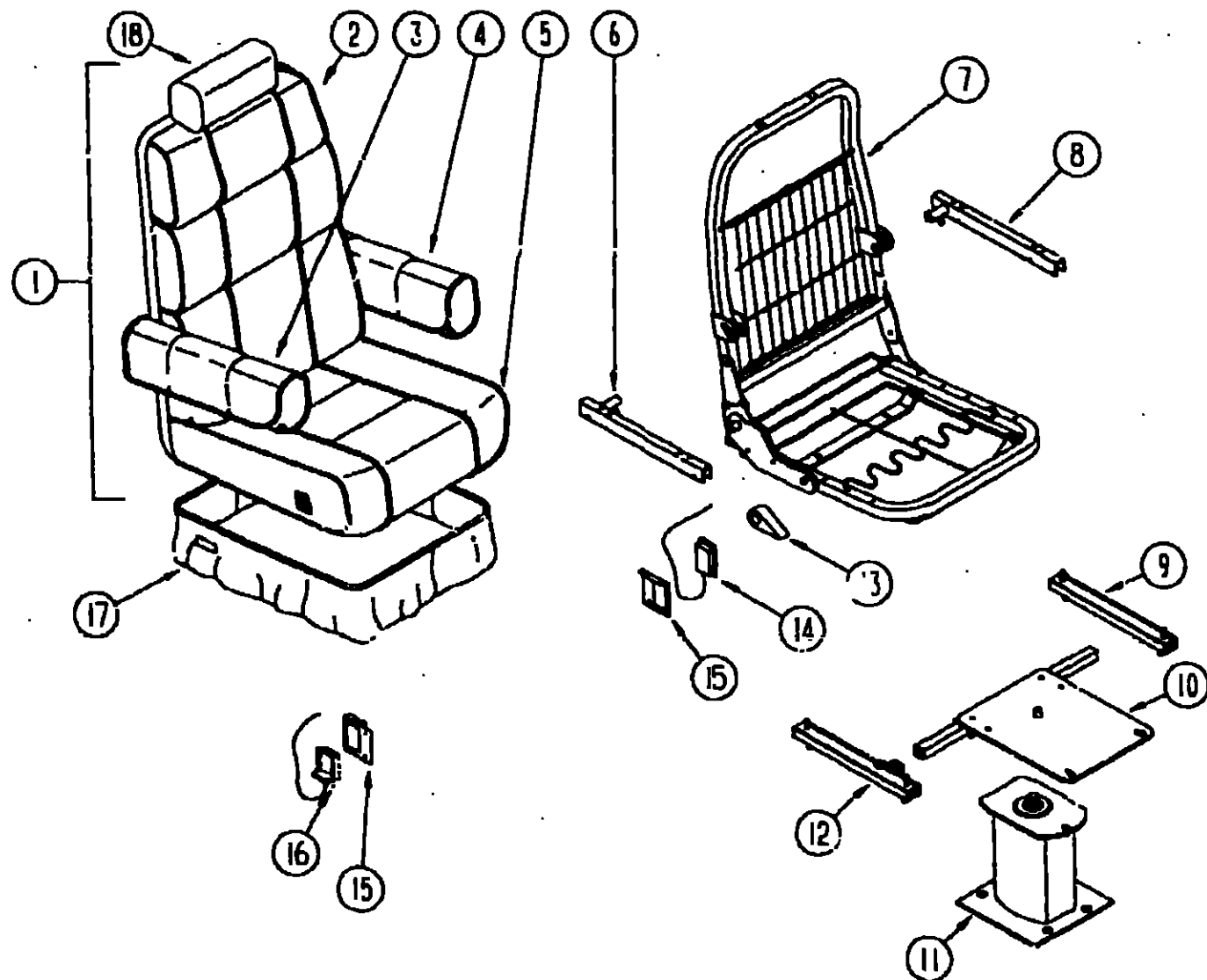
INTRODUCTION	A-01 -	A-02
ABBREVIATIONS		A-03
ALPHABETICAL INDEX	A-04 -	A-06
ICF27RC	A-07 -	F-02
ICF27RQ	F-03 -	J-16

**1993 ICF27RC INDEX**

FLOOR PLAN	A-07 -	A-08
ACCESSORIES		A-09
AUDIO VIDEO	A-10 -	A-12
BATH	A-13 -	A-14
BEDROOM	A-15 -	A-16
CHASSIS	A-17 -	B-04
CURTAIN & CUSHION	B-05 -	B-14
DINETTE	B-15 -	B-16
DRIVERS COMPARTMENT	B-17 -	B-21
ELECTRICAL	B-22 -	C-04
EXTERIOR BODY	C-05 -	C-12
GALLEY	C-12 -	C-17
GENERATOR	C-18 -	C-19
HEATING & A/C	C-20 -	D-02
INTERIOR FINISH	D-03 -	D-06
LABELS	D-07 -	D-15
LP		D-16
LOUNGE	D-17 -	D-18
SEALANTS & FASTENERS	D-19 -	D-22
WATER & SEWAGE	D-23 -	E-06
WINDOW, VENT AND EXTERIOR DOOR	E-07 -	E-24
WINDSHIELD/WIPER	F-01 -	F-02

NOTE: COUCH FRONT AND SIDE PANELS ARE FOUND IN THE LOUNGE GROUP

**CURTAIN & CUSHION GROUP (CONTINUED)**  
**DRIVER & PASSENGER BUCKET SEATS**



KEY	PART NUMBER	U/M DESCRIPTION
4	080243-50-C12	EA ARMREST-LEFT, BUCKET SEAT (D32)
4	080243-50-C03	EA ARMREST-LEFT, BUCKET SEAT (D33)
4	080243-50-C54	EA ARMREST-LEFT, BUCKET SEAT (D34)
	M80243-50-C12	EA COVER-ARMREST, LEFT (D32)
	M80243-50-C03	EA COVER-ARMREST, LEFT (D33)
	M80243-50-C54	EA COVER-ARMREST, LEFT (D34)
5	M03445-67-D32	EA COVER-SEAT, BUCKET SEAT
5	M03445-67-D33	EA COVER-SEAT, BUCKET SEAT
5	M03445-67-D34	EA COVER-SEAT, BUCKET SEAT
6	081268-01-000	EA ROD & CHANNEL-ARMREST, RIGHT - METAL
	081361-01-000	EA ROD-ARMREST, METAL - RIGHT OR LEFT HAND
7	M30906-65-000	EA FRAME-SEAT, BACK & SPRING
	101125-01-000	EA RECLINER-SEAT BACK, LEFT HAND REMOTE
	M80906-07-000	EA FRAME-SEAT, BACK & SPRING
	080730-02-000	EA RECLINER-SEAT BACK, LEFT HAND
	081268-02-000	EA ROD & CHANNEL-ARMREST, LEFT - METAL
	081361-01-000	EA ROD-ARMREST, METAL - RIGHT OR LEFT HAND
9	069246-05-000	EA ADJUSTER-BUCKET SEAT W/LOCK, FORWARD AND BACK
	069246-05-700	EA SPRING-ADJUSTER, FOR REMOTE
	069246-05-701	EA CLIP-CABLE, FOR REMOTE
10	107921-05-000	EA PLATE-TOP, W/SEAT BOLT BAR
	107921-06-000	EA BEARING KIT-SEAT SWIVEL
11	107921-01-000	EA PLATE-SUB, FOR MOUNTED PEDESTAL - W/9.75" EXTENSION
12	069246-02-000	EA ADJUSTER-SLIDE, FORWARD & BACK
13	080730-03-700	EA HANDLE KIT-RECLINER
	090730-04-000	EA SCREW-RECLINER, HANDLE - KEIPER 300618-07
	080730-06-000	EA SHIELD-RECLINER HANDLE - KEIPER 30114307
	089368-04-000	EA CABLE-SLIDE, W/SWITCH
15	097683-03-000	EA BRACKET-REMOTE, SIDE MOUNT - SINGLE
16	108049-01-000	EA CABLE - 28", FLEXSTEEL PEDESTAL
	108049-02-000	EA CABLE-PEDESTAL CLIP
17	071126-36-D32	EA SKIRT-BUCKET SEAT
17	071126-36-D33	EA SKIRT-BUCKET SEAT
17	071126-36-D34	EA SKIRT-BUCKET SEAT
	007221-01-000	EA SPACER-SEAT, ADJUSTER
18	085268-01-D32	EA HEADREST-BUCKET SEAT
18	085268-01-D33	EA HEADREST-BUCKET SEAT
18	085268-01-D34	EA HEADREST-BUCKET SEAT
18	085268-01-AA1	EA COVER-HEADREST, BUCKET SEAT (D32)
18	085268-01-C05	EA COVER-HEADREST, BUCKET SEAT (D33)
18	085268-01-B04	EA COVER-HEADREST, BUCKET SEAT (D34)
	081172-01-000	EA TRIM-HEADREST, PLASTIC - BLACK
	091313-01-000	EA GROMMET-HEADREST
	089323-01-000	FT STRIP-POLYETHYLENE, J-CHANNEL - FLEX-O-LATORS
	108445-02-000	EA PLATE-SEAT SUPPORT W/WELDNUTS, 230 MM X 157 MM - STEEL - BLACK

**1993 ITASCA**  
**TABLE OF CONTENTS**

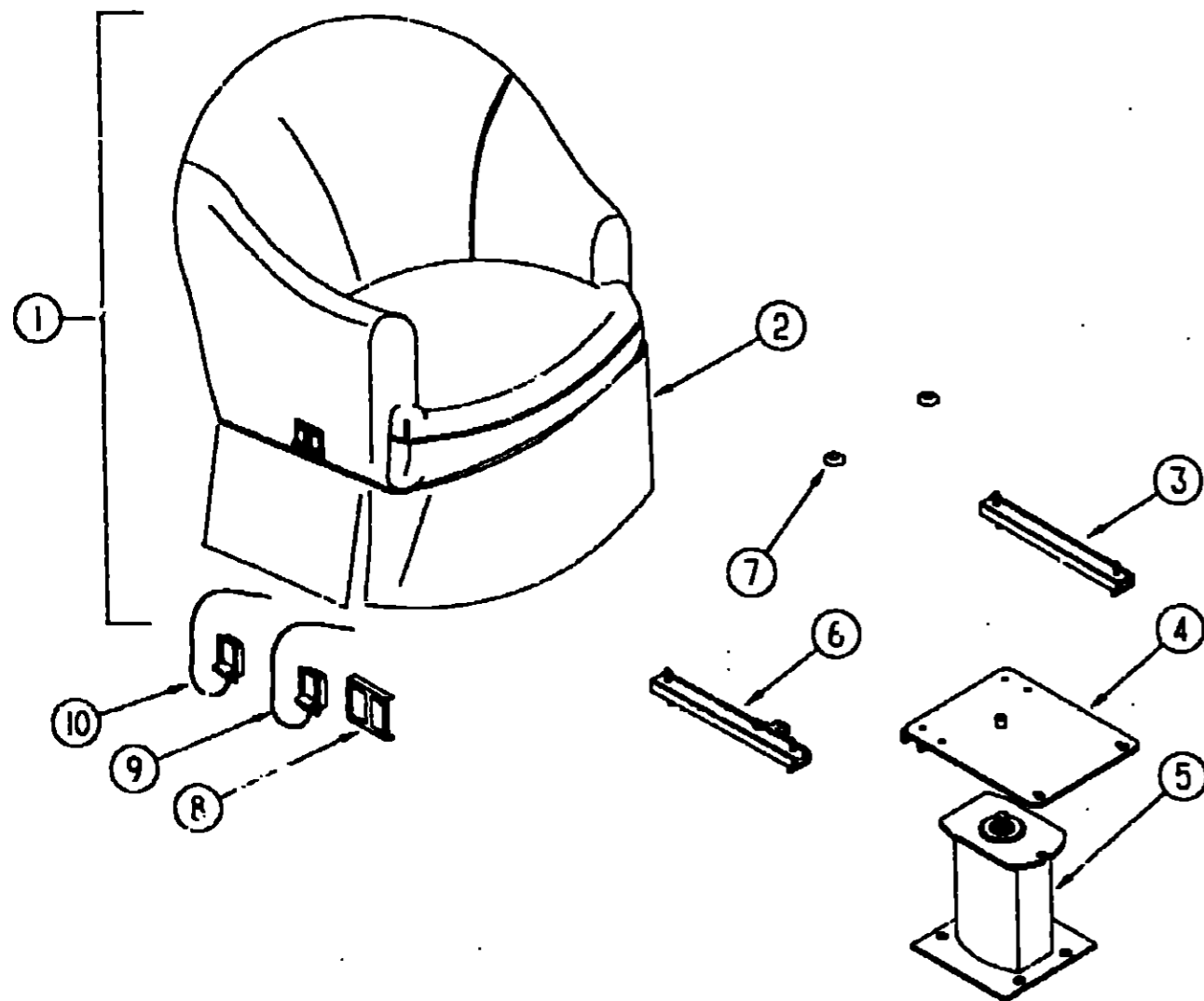
INTRODUCTION	A-01 -	A-02
ABBREVIATIONS		A-03
ALPHABETICAL INDEX	A-04 -	A-06
ICF27RC	A-07 -	F-02
ICF27RQ	F-03 -	J-16

**1993 ICF27RC INDEX**

FLOOR PLAN	A-07 -	A-08
ACCESSORIES		A-09
AUDIO VIDEO	A-10 -	A-12
BATH	A-13 -	A-14
BEDROOM	A-15 -	A-16
CHASSIS	A-17 -	B-04
CURTAIN & CUSHION	B-05 -	B-14
DINETTE	B-15 -	B-16
DRIVERS COMPARTMENT	B-17 -	B-21
ELECTRICAL	B-22 -	C-04
EXTERIOR BODY	C-05 -	C-12
GALLEY	C-13 -	C-17
GENERATOR	C-18 -	C-19
HEATING & A/C	C-20 -	D-02
INTERIOR FINISH	D-03 -	D-06
LABELS	D-07 -	D-15
LP		D-16
LOUNGE	D-17 -	D-18
SEALANTS & FASTENERS	D-19 -	D-22
WATER & SEWAGE	D-23 -	E-06
WINDOW, VENT AND		
EXTERIOR DOOR	E-07 -	E-24
WINDSHIELD/WIPER	F-01 -	F-02

KEY	PART NUMBER	U/M DESCRIPTION
1	093450-31-D32	EA SEAT-BUCKET, W/ARMRESTS & HEADREST - W/O SKIRT
		FROM: 00-00-00 THRU: 06-21-92
1	093450-31-D33	EA SEAT-BUCKET, W/ARMRESTS & HEADREST - W/O SKIRT
		FROM: 00-00-00 THRU: 06-21-92
1	093450-31-D34	EA SEAT-BUCKET, W/ARMRESTS & HEADREST - W/O SKIRT
		FROM: 00-00-00 THRU: 06-21-92
1	093450-38-D32	EA SEAT-BUCKET, W/ARMRESTS & HEADREST - W/O SKIRT
		FROM: 06-22-92 THRU: 99-99-99
1	093450-38-D33	EA SEAT-BUCKET, W/ARMRESTS & HEADREST - W/O SKIRT
		FROM: 06-22-92 THRU: 99-99-99
1	093450-38-D34	EA SEAT-BUCKET, W/ARMRESTS & HEADREST - W/O SKIRT
		FROM: 06-22-92 THRU: 99-99-99
2	M03445-66-D32	EA COVER-BACK, BUCKET SEAT
2	M03445-66-D33	EA COVER-BACK, BUCKET SEAT
2	M03445-66-D34	EA COVER-BACK, BUCKET SEAT
3	080243-49-C12	EA ARMREST-RIGHT, BUCKET SEAT (D32)
3	080243-49-C03	EA ARMREST-RIGHT, BUCKET SEAT (D33)
3	080243-49-C54	EA ARMREST-RIGHT, BUCKET SEAT (D34)
	M80243-49-C12	EA COVER-ARMREST, RIGHT (D32)
	M80243-49-C03	EA COVER-ARMREST, RIGHT (D33)
	M80243-49-C54	EA COVER-ARMREST, RIGHT (D34)

**CURTAIN & CUSHION GROUP (CONTINUED)**  
**SWIVEL CHAIR:**



KEY	PART NUMBER	U/M DESCRIPTION
1	107957-02-D32	EA CHAIR-SWIVEL, W/O SKIRT
1	107957-02-D33	EA CHAIR-SWIVEL, W/O SKIRT
1	107957-02-D34	EA CHAIR-SWIVEL, W/O SKIRT
	P07957-02-D32	EA COVER-SWIVEL CHAIR
	P07957-02-D33	EA COVER-SWIVEL CHAIR
	P07957-02-D34	EA COVER-SWIVEL CHAIR
2	107977-01-D32	EA SKIRT-SWIVEL CHAIR
2	107977-01-D33	EA SKIRT-SWIVEL CHAIR
2	107977-01-D34	EA SKIRT-SWIVEL CHAIR
3	069246-06-000	EA ADJUSTER-SWIVEL CHAIR, FORWARD & BACK
4	107921-08-000	EA PLATE-TOP, W/O SEAT BELT BAR
	107921-06-000	EA BEARING KIT-SEAT SWIVEL
5	107921-01-000	EA PLATE-SUB, FLOOR MOUNTED PEDESTAL - W/9.75" EXTENSION
6	069246-08-070	EA ADJUSTER-SWIVEL CHAIR, REMOTE - FORWARD & BACK
7	007221-01-000	EA SPACER-SEAT, ADJUSTER
8	097683-02-000	EA BRACKET-MOUNT, REMOTE
9	108049-01-000	EA CABLE - 28" - FLEXSTEEL PEDESTAL
	108049-02-000	EA CABLE - PEDESTAL CLIP
10	089368-04-000	EA CABLE-SWIVEL/SLIDE, W/SWITCH

**CURTAIN & CUSHION GROUP (CONTINUED)**  
**BUTTON, TRIM, ASSIST HANDLE & SEAT BELT**

KEY	PART NUMBER	U/M DESCRIPTION
	079349-04-AA1	YD WELT ASM-NARROW, ACCENT (D32)
	079349-04-C05	YD WELT ASM-NARROW, ACCENT (D33)
	079349-04-B04	YD WELT ASM-NARROW, ACCENT (D34)
	057759-01-000	EA WASHER BRACKET-SEAT BELT, 4" DIAMETER
	056271-01-000	EA BELT-SEAT, 2" X 102" - BLACK
		FROM: 00-00-00 THRU: 11-23-92
	007021-01-000	EA BELT-SEAT, 2" X 90" - BLACK
		FROM: 11-26-92 THRU: 99-99-99
	056271-02-000	EA BELT-SEAT, 2" X 72" - BLACK
	069173-02-000	EA BRACKET-MOUNTING, ASSIST HANDLE - L ANGLE - W/HOLES - STEEL
	000C16-07-16B	EA BOLT-CARRIAGE, ASSIST HANDLE - 7/16" - 14 X 1" ZN
	000D20-07-00B	EA NUT-ACORN, ASSIST HANDLE - 7/16" X 14 ZN
	053552-02-AAB	EA HANDLE-ASSIST, INTERIOR - ENTRY DOOR - VINYL - OFF WHITE
	070578-04-Y05	EA BUTTON-SNAP TOP, #30 - VINYL - BEIGE

**FABRICS**

KEY	PART NUMBER	U/M DESCRIPTION
	089351-03-000	YD VINYL-CEILING, DIAMOND DESIGN - 54" WIDE
	079680-01-000	YD FABRIC-VINYL, 54" WIDE - BEIGE
	103907-01-01A	YD FABRIC-VINYL, 54" WIDE - OFF WHITE
	106569-01-02A	YD VINYL-LAMINATE, 26 OZ - 54" WIDE - GRAY
	072323-82-000	YD FABRIC-CURTAIN, 54" WIDE - BEIGE (D32/D33/D34)
	087272-01-000	YD FABRIC-LINING, CURTAIN - 48" WIDE - IVORY
		FROM: 00-00-00 THRU: 09-30-92
	087272-03-000	YD FABRIC-LINING, CURTAIN - 54" WIDE - IVORY
		FROM: 10-01-92 THRU: 99-99-99
	088273-95-000	YD FABRIC-CURTAIN/BEDSPREAD, PATTERNED - 54" WIDE (D32)
		FROM: 00-00-00 THRU: 08-02-92
	105745-37-000	YD FABRIC-CURTAIN/BEDSPREAD, PATTERNED - 54" WIDE (D32)
		FROM: 08-03-92 THRU: 99-99-99
	088273-71-000	YD FABRIC-CURTAIN/BEDSPREAD, PLAIN - 54" WIDE (D32)
	088273-83-000	YD FABRIC-CURTAIN/BEDSPREAD, PATTERNED - 54" WIDE (D33)
	088273-89-000	YD FABRIC-CURTAIN/BEDSPREAD, PLAIN - 54" WIDE (D33)
	105745-15-000	YD FABRIC-CURTAIN/BEDSPREAD, PATTERNED - 54" WIDE (D34)
	105745-16-000	YD FABRIC-CURTAIN/BEDSPREAD, PLAIN - 54" WIDE (D34)
	104233-70-000	YD FABRIC-UPHOLSTERY, STRIPED WOVEN - 54" WIDE (D32)
	104233-78-000	YD FABRIC-UPHOLSTERY, STRIPED WOVEN - 54" WIDE (D33)
	104233-72-000	YD FABRIC-UPHOLSTERY, DOTTED VELOUR - 54" WIDE (D34)
	104233-69-000	YD FABRIC-UPHOLSTERY, PATTERN WOVEN - 54" WIDE (D32/D33)
	104233-71-000	YD FABRIC-UPHOLSTERY, PATTERN VELOUR - 54" WIDE (D34)
	104233-31-000	YD FABRIC-UPHOLSTERY, PLAIN VELOUR - 54" WIDE (D32)
	104233-29-000	YD FABRIC-UPHOLSTERY, PLAIN VELOUR - 54" WIDE (D33)
	104233-30-000	YD FABRIC-UPHOLSTERY, PLAIN VELOUR - 54" WIDE (D34)

**1993 ITASCA**  
**TABLE OF CONTENTS**

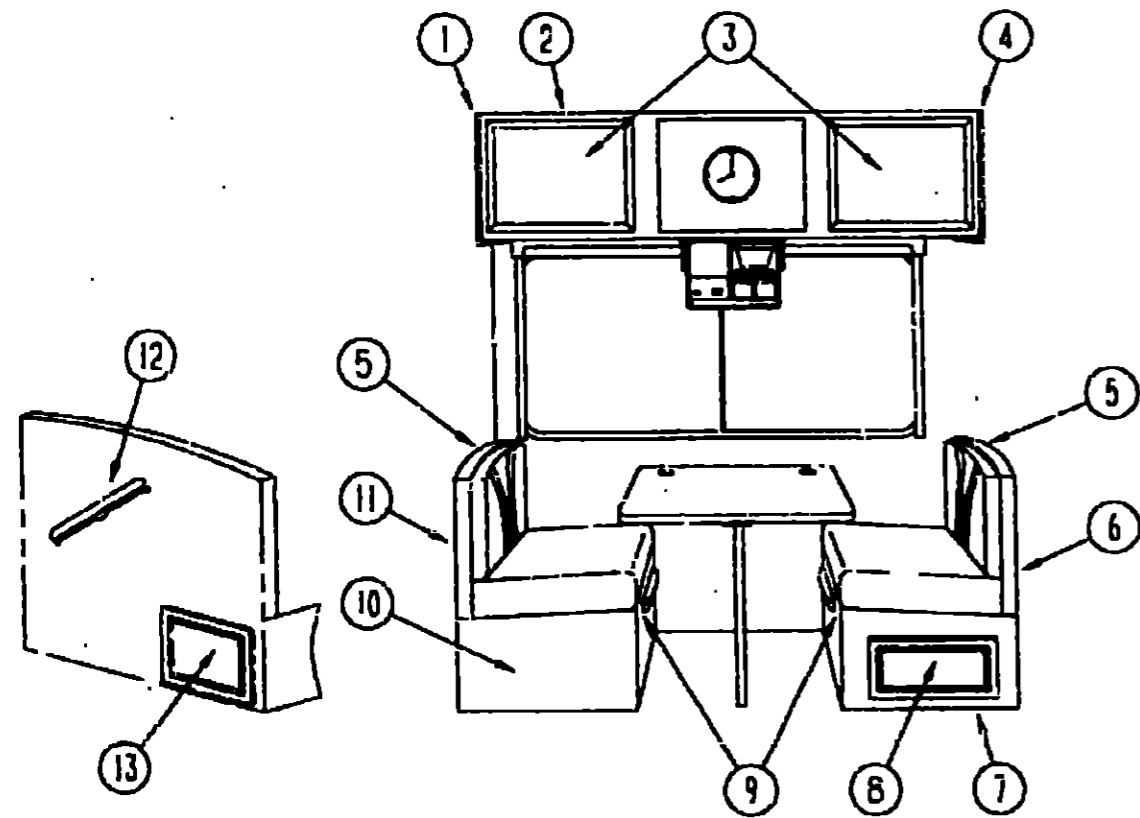
INTRODUCTION	A-01 -	A-02
ABBREVIATIONS		A-03
ALPHABETICAL INDEX	A-04 -	A-06
ICF27RC	A-07 -	F-02
ICF27RQ	F-03 -	J-16

**1993 ICF27RC INDEX**

FLOOR PLAN	A-07 -	A-08
ACCESSORIES		A-09
AUDIO VIDEO	A-10 -	A-12
BATH	A-13 -	A-14
BEDROOM	A-15 -	A-16
CHASSIS	A-17 -	B-04
CURTAIN & CUSHION	B-05 -	B-14
DINETTE	B-15 -	B-16
DRIVERS COMPARTMENT	B-17 -	B-21
ELECTRICAL	B-22 -	C-04
EXTERIOR BODY	C-05 -	C-12
GALLEY	C-13 -	C-17
GENERATOR	C-18 -	C-19
HEATING & A/C	C-20 -	D-02
INTERIOR FINISH	D-03 -	D-06
LABELS	D-07 -	D-15
LP		D-16
LOUNGE	D-17 -	D-18
SEALANTS & FASTENERS	D-19 -	D-22
WATER & SEWAGE	D-23 -	E-06
WINDOW, VENT AND		
EXTERIOR DOOR	E-07 -	E-24
WINDSHIELD/WIPER	F-01 -	F-02



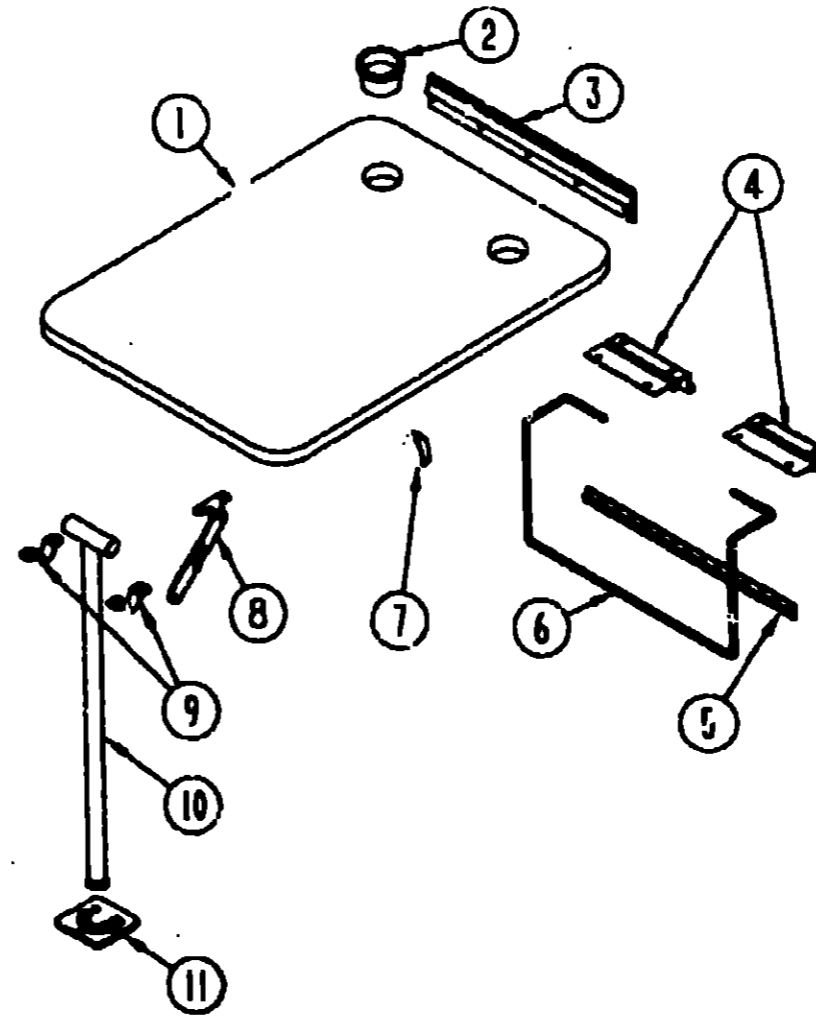
### DINETTE GROUP



### DINETTE CABINETRY

KEY	PART NUMBER	U/M DESCRIPTION
1	103128-02-C05	EA CAP-END, OVERHEAD CABINET
2	M05019-48-D32	EA CABINET-OVERHEAD, W/O DOORS
2	M05019-48-D33	EA CABINET-OVERHEAD, W/O DOORS
2	M05019-48-D34	EA CABINET-OVERHEAD, W/O DOORS
3	P04746-02-D32	EA DOOR-CABINET, W/O HARDWARE - 15.74" X 20.47"
4	103128-06-C05	EA CAP-END, OVERHEAD CABINET
5	104787-01-D32	EA PAD-DINETTE (D32)
5	104787-01-C05	EA PAD-DINETTE (D33)
5	104787-01-D11	EA PAD-DINETTE (D34)
6	M04174-04-C05	EA CABINET-SEATBACK, REAR
6	M04174-41-D09	EA CABINET-SEATBACK, REAR
7	M04175-04-C05	EA CABINET-SEATBASE, REAR - W/O HOLE FOR DOOR
7	M04175-41-D09	EA CABINET-SEATBASE, REAR - W/O DOOR
8	P04746-09-D32	EA DOOR-CABINET, W/O HARDWARE - 255 MM X 485 MM
9	061295-01-AA8	EA SUPPORT-BED, DINETTE, 28" LONG - WOOD
10	M04175-05-C05	EA CABINET-SEATBASE, FRONT
11	M04174-05-C05	EA CABINET-SEATBACK, FRONT - W/O DOOR
12	091257-03-000	EA HANDLE-ASSIST, ENTRY DOOR - WOOD - FINISHED
13	P04746-09-D32	EA DOOR-CABINET, W/O HARDWARE - 255 MM X 485 MM
	081518-01-B03	EA SEAT-TOP, DINETTE - FRONT OR REAR - PLYWOOD
	041389-16-000	EA HINGE-PIANO, 72.5" LONG - BEIGE
	103799-01-02A	EA COFFEE MAKER - GRAY - BLACK & DECKER MADE BY G E. W/GLASS POT
	104610-01-000	EA STRAP-COFFEE MAKER
	103799-01-700	EA CARAFE-GLASS POT
	103799-01-701	EA BRACKETS-COFFEE MAKER, PAIR
	058331-47-000	EA MIRROR-GLASS, SAFETY - 22.1" X 15.1"
	105004-01-01A	EA MOLDING-MIRROR, VINYL WRAPPED - OAK

### DINETTE GROUP (CONTINUED)



### DINETTE TABLE

KEY	PART NUMBER	U/M DESCRIPTION
1	M81299-07-D32	EA TABLE-DINETTE, W/O HARDWARE OR CUPHOLDERS
2	064781-06-000	EA HOLDER-CUP, TWO STEP - OFF WHITE
3	053200-13-000	EA SUPPORT-TABLE, 19.5" - OFF WHITE
4	088410-02-000	EA BRACKET-LIFT, TABLE MOUNTED - OFF WHITE
5	024281-15-000	EA BRACKET-LIFT ROD, LOWER WALL MOUNTED - 17.12" - OFF WHITE
6	024275-13-000	EA ROD-TABLE LIFT, OFF WHITE
7	024283-01-000	EA CLIP-LEG, 1" X 1.125" OD - BLACK
8	024292-01-000	EA BRACE-TABLE LEG, HINGED
9	064050-05-000	EA HINGE-TABLE LEG, OFF WHITE
10	024276-23-000	EA LEG-TABLE, METAL - OFF WHITE
11	049493-12-000	EA CATCH-LEG, FLOOR MOUNTED - 2.5" X 2.7" - METAL - OFF WHITE
11	049493-11-700	EA CATCH-LEG, FLOOR MOUNTED - 2.5" X 2.7" - METAL - E-COAT

### 1993 ITASCA TABLE OF CONTENTS

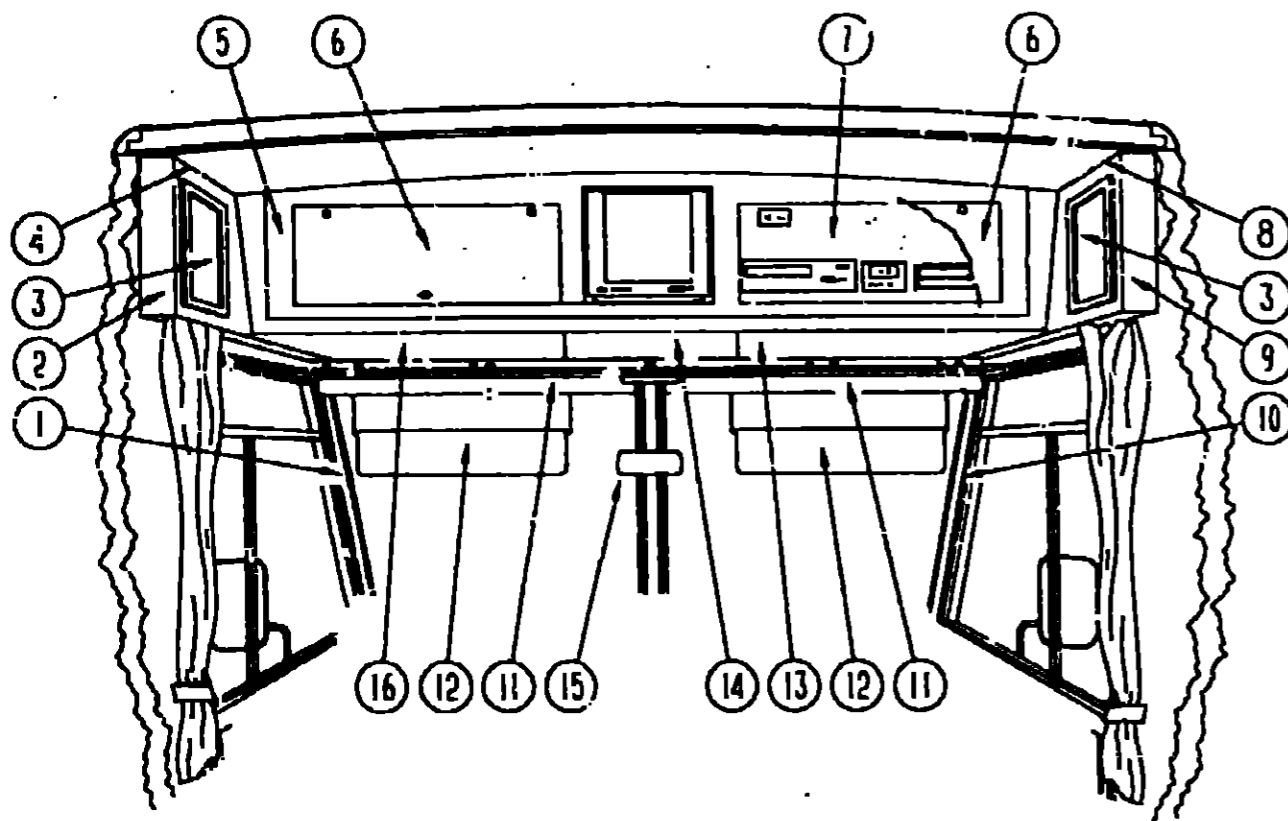
INTRODUCTION	A-01 -	A-02
ABBREVIATIONS		A-03
ALPHABETICAL INDEX	A-04 -	A-06
ICF27RC	A-07 -	F-02
ICF27RQ	F-03 -	J-16

### 1993 ICF27RC INDEX

FLOOR PLAN	A-07 -	A-08
ACCESSORIES		A-09
AUDIO VIDEO	A-10 -	A-12
BATH	A-13 -	A-14
BEDROOM	A-15 -	A-16
CHASSIS	A-17 -	B-04
CURTAIN & CUSHION	B-05 -	B-14
DINETTE	B-15 -	B-16
DRIVERS COMPARTMENT	B-17 -	B-21
ELECTRICAL	B-22 -	C-04
EXTERIOR BODY	C-05 -	C-12
GALLEY	C-13 -	C-17
GENERATOR	C-18 -	C-19
HEATING & AC	C-20 -	D-02
INTERIOR FINISH	D-03 -	D-06
LABELS	D-07 -	D-15
LP		D-16
LOUNGE	D-17 -	D-18
SEALANTS & FASTENERS	D-19 -	D-22
WATER & SEWAGE	D-23 -	E-06
WINDOW, VENT AND		
EXTERIOR LIGHT	E-07 -	E-24
WINDSHIELD WIPER	F-01 -	F-02

# DRIVERS COMPARTMENT GROUP

DRIVERS COMPARTMENT - UPPER



KEY	PART NUMBER	U/M DESCRIPTION
5	104238-01-C05	EA FACE-TV CABINET W/O DOORS, FRONT OVERHEAD FROM: 00-00-00 THRU: 07-16-92
5	M05893-01-C05	EA FACE-TV CABINET W/O DOORS, FRONT OVERHEAD FROM: 07-17-92 THRU: 99-99-99
	106699-01-01A	EA BRACKET-L-ANGLE, TV CABINET FACE - 5.1' LONG - OFF WHITE STEEL
	108911-01-D12	EA TRIM-TV, 15.3" X 13.9" - WOOD
	100676-02-000	EA STAND-VCR, STEEL
6	100708-06-000	EA DOOR-GLASS, TV CABINET - W/O HARDWARE - 9.68" X 28.42"
	100710-01-01A	EA LOCK-TWIST TYPE
	100711-01-01A	EA HINGE-DOOR, GLASS
	100707-01-000	EA SPACER
	101272-01-000	EA CATCH-GLASS DOOR
	101766-01-000	EA PIN-SUPPORT, GLASS DOOR
7	103040-01-C05	EA PANEL-HEADLINER FRONT OVERHEAD - PADDED - STANDARD
7	103040-02-C05	EA PANEL-HEADLINER FRONT OVERHEAD - PADDED - TV OPTION
7	103040-03-C05	EA PANEL-HEADLINER FRONT OVERHEAD - PADDED - TV/VCR/EUROPEAN OPTIONS
7	103040-04-C05	EA PANEL-HEADLINER FRONT OVERHEAD - PADDED - TV/VCR/INVERTER OPTION
7	103040-05-C05	EA PANEL-HEADLINER FRONT OVERHEAD - PADDED - TV/INVERTER OPTION
8	M05159-21-D32	EA CABINET-FRONT OVERHEAD W/O DOOR, PASSENGERS SIDE FROM: 00-00-00 THRU: 08-16-92
8	M05159-21-D33	EA CABINET-FRONT OVERHEAD W/O DOOR, PASSENGERS SIDE FROM: 00-00-00 THRU: 08-16-92
8	M05159-21-D34	EA CABINET-FRONT OVERHEAD W/O DOOR, PASSENGERS SIDE FROM: 00-00-00 THRU: 08-16-92
8	M05159-40-D32	EA CABINET-FRONT OVERHEAD W/O DOOR, PASSENGERS SIDE FROM: 08-17-92 THRU: 99-99-99
8	M05159-40-D33	EA CABINET-FRONT OVERHEAD W/O DOOR, PASSENGERS SIDE FROM: 08-17-92 THRU: 99-99-99
8	M05159-40-D34	EA CABINET-FRONT OVERHEAD W/O DOOR, PASSENGERS SIDE FROM: 08-17-92 THRU: 99-99-99
9	104353-01-C05	EA CAP-END, FRONT OVERHEAD, PASSENGERS SIDE FROM: 00-00-00 THRU: 08-16-92
9	103128-08-D12	EA CAP-END, FRONT OVERHEAD, PASSENGERS SIDE FROM: 08-17-92 THRU: 99-99-99
	P04307-01-C05	EA BOTTOM-VINYL COVERED, FRONT OVERHEAD - PASSENGERS SIDE FROM: 00-00-00 THRU: 08-16-92
	P09561-01-D09	EA BOTTOM-VINYL COVERED, FRONT OVERHEAD - PASSENGERS SIDE FROM: 08-17-92 THRU: 99-99-99
	104289-01-C05	EA PAD-VINYL COVERED, 30.3" X 9.6" - ANGLED - DRIVERS SIDE
10	103931-01-02A	EA COVER-INNER, A-PILLAR - PASSENGERS
11	078811-05-C07	EA PANEL-HEADER W/RECEPTACLE CUTOUTS - 90.2" LONG - VINYL COVERED
12	082286-18-D12	EA SUNVISOR-DRIVER OR PASSENGER - W/O POCKET
	102377-01-000	EA BRACKET-SUNVISOR, 1 PIECE - STEEL
	007211-01-000	EA HINGE-SUNVISOR
	074012-01-000	EA CLIP-SUNVISOR, SQUARE PINCH-ON
13	P03077-02-C05	EA SHELF-CABINET, PASSENGERS SIDE - VINYL COVERED
14	P04415-01-C05	EA SHELF-TV CABINET, VINYL COVERED
	100628-02-000	EA SHELF ASM-TV, STEEL
	101150-01-000	EA SUPPORT-SHELF, TV - PASSENGER SIDE - STEEL
	101150-02-000	EA SUPPORT-SHELF, TV - DRIVER SIDE - STEEL
	104417-01-C05	EA CABINET-BLANKET (STANDARD CABINET)
15	J40714-01-000	EA MIRROR-REAR VIEW, W/ARM MOUNT & SET SCREW - GM# 911722
	067490-01-000	EA BUTTON-MIRROR, REAR VIEW - STANK S927H
16	P03077-01-C05	EA SHELF-CABINET, DRIVERS SIDE - VINYL COVERED

## 1993 ITASCA TABLE OF CONTENTS

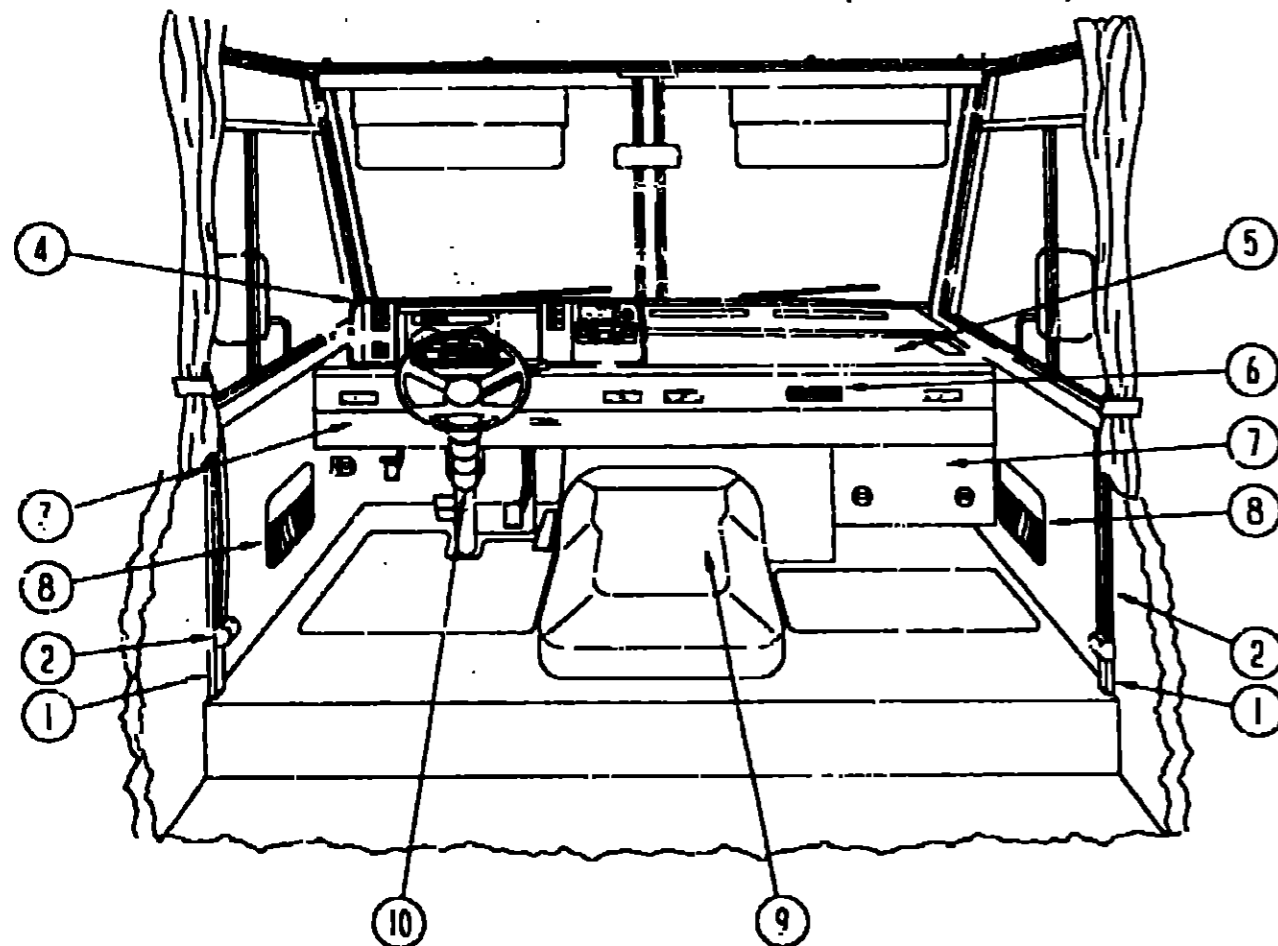
INTRODUCTION	A-01 -	A-02
ABBREVIATIONS		A-03
ALPHABETICAL INDEX	A-04 -	A-06
ICF27RC	A-07 -	F-02
ICF27RD	F-03 -	J-16

KEY	PART NUMBER	U/M DESCRIPTION
1	103931-02-02A	EA COVER-INNER, A-PILLAR - DRIVERS
2	104353-02-C05	EA CAP-END, FRONT OVERHEAD, DRIVERS SIDE FROM: 00-00-00 THRU: 08-16-92
2	103128-09-D12	EA CAP-END, FRONT OVERHEAD, DRIVERS SIDE FROM: 08-17-92 THRU: 99-99-99
3	P04746-06-D32	EA DOOR-CABINET, W/O HARDWARE - 255 MM X 485 MM
4	M05159-22-D32	EA CABINET-FRONT OVERHEAD W/O DOOR, DRIVERS SIDE FROM: 00-00-00 THRU: 08-16-92
4	M05159-22-D33	EA CABINET-FRONT OVERHEAD W/O DOOR, DRIVERS SIDE FROM: 00-00-00 THRU: 08-16-92
4	M05159-22-D34	EA CABINET-FRONT OVERHEAD W/O DOOR, DRIVERS SIDE FROM: 00-00-00 THRU: 08-16-92
4	M05159-41-D32	EA CABINET-FRONT OVERHEAD W/O DOOR, DRIVERS SIDE FROM: 08-17-92 THRU: 99-99-99
4	M05159-41-D33	EA CABINET-FRONT OVERHEAD W/O DOOR, DRIVERS SIDE FROM: 08-17-92 THRU: 99-99-99
4	M05159-41-D34	EA CABINET-FRONT OVERHEAD W/O DOOR, DRIVERS SIDE FROM: 08-17-92 THRU: 99-99-99
	P04307-02-C05	EA BOTTOM-VINYL COVERED, FRONT OVERHEAD - DRIVERS SIDE FROM: 00-00-00 THRU: 08-16-92
	P09561-02-D09	EA BOTTOM-VINYL COVERED, FRONT OVERHEAD - DRIVERS SIDE FROM: 08-17-92 THRU: 99-99-99
	104289-02-C05	EA PAD-VINYL COVERED, 30.3" X 9.6" - ANGLED - DRIVERS SIDE

## 1993 ICF27RC INDEX

FLOOR PLAN	A-07 -	A-08
ACCESSORIES		A-09
AUDIO VIDEO	A-10 -	A-12
BATH	A-13 -	A-14
BEDROOM	A-15 -	A-16
CHASSIS	A-17 -	B-04
CURTAIN & CUSHION	B-05 -	B-14
DINETTE	B-15 -	B-16
DRIVERS COMPARTMENT	B-17 -	B-21
ELECTRICAL	B-22 -	C-04
EXTERIOR BODY	C-05 -	C-12
GALLEY	C-13 -	C-17
GENERATOR	C-18 -	C-19
HEATING & A/C	C-20 -	D-02
INTERIOR FINISH	D-03 -	D-06
LABELS	D-07 -	D-15
LP		D-16
LOUNGE	D-17 -	D-18
SEALANTS & FASTENERS	D-19 -	D-22
WATER & SEWAGE	D-23 -	E-06
WINDOW, VENT AND		
EXTERIOR DOOR	E-07 -	E-24
WINDSHIELD/WIPER	F-01 -	F-02

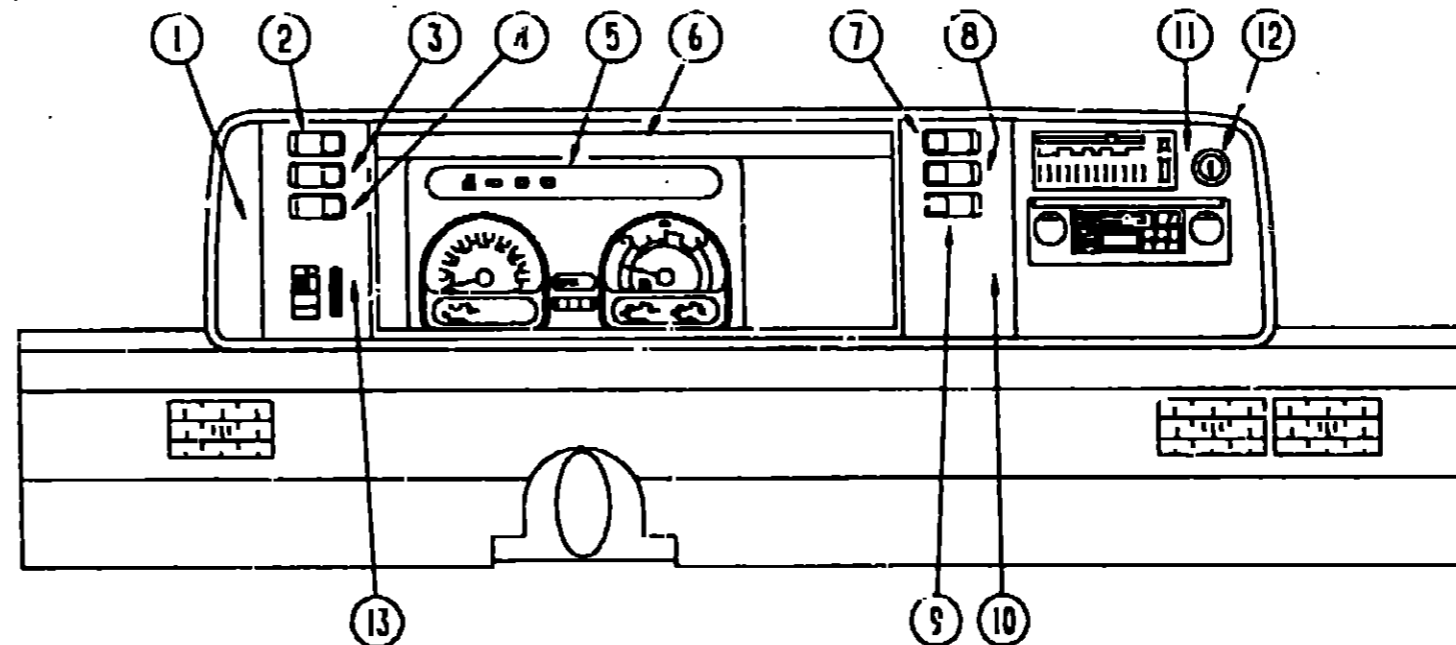
**DRIVERS COMPARTMENT GROUP (CONTINUED)**



**DRIVERS COMPARTMENT - LOWER**

KEY	PART NUMBER	U/M DESCRIPTION
1	024700-44-000	EA COVER-SIDEWALL ROLL BAR, OFF WHITE - 53"
1	024700-45-000	EA COVER-SIDEWALL ROLL BAR, OFF WHITE - 12.8"
2	091990-01-01A	EA SEAT BELT-SHOULDER HARNESS - DRIVERS/PASSENGERS - BLACK
2	091990-01-700	EA BOLT COVER
2	R77006-13-498	EA BOLT-SEAT BELT
		FROM: 00-00-00 THRU: 07-19-92
	109146-01-000	EA BOLT-SHOULDER, SEAT BELT
		FROM: 07-20-92 THRU: 99-99-99
	103961-01-01A	EA COVER-BRACKET, SEATBELT - OFF WHITE
	R77000-53-447	EA WASHER-FLAT, 11.3 MM ID X 21 MM OD
		FROM: 00-00-00 THRU: 08-02-92
3	103812-01-02A	EA TRIM-DASH, LOWER - GRAY
4	103666-01-02A	EA POD-INSTRUMENT PANEL, GRAY PLASTIC
5	103817-01-C25	EA DASH ASM, W/VINYL
	P03817-01-000	EA DASH ASM, W/O VINYL
	106569-02-02A	YD VINYL-LAMINATE, 26 OZ - 54" WIDE - GRAY
	105927-02-000	EA PANEL-DASH TOP, STEEL
6	104279-01-01A	EA DECAL-LOGO "SUNRISE" PASSENGERS SIDE DASH
7	095757-03-C26	EA COVER-HEATER W/CARPET (D22)
7	095757-03-C05	EA COVER-HEATER W/CARPET (D33)
7	095757-03-C27	EA COVER-HEATER W/CARPET (D34)
8	066120-04-D32	EA PAD-MAP POCKET, 12" X 16"
8	066120-CJ-D33	EA PAD-MAP POCKET, 12" X 16"
8	086120-04-D34	EA PAD-MAP POCKET, 12" X 16"
9	097552-01-000	EA COVER-MOTOR, W/O CARPET
	075564-01-000	EA BRACKET-MOUNTING, MOTOR COVER
	092406-01-000	EA TRIM-MOTOR COVER, ALUMINUM
	039623-01-000	FT SEAL-MOTOR COVER, RUBBER BULB TYPE - BLACK
	107854-01-D39	EA TRAY ASM-BEVERAGE W/WASH, TRAY & DOWELS
	M04032-01-AB1	EA DOWEL-WOOD, STAINED - 1" X 1.75"
	046886-03-000	EA ASHTRAY-CHROME, W/COVER
10	103498-04-000	EA BOOT-STEERING COLUMN, BLACK VINYL
		FROM: 00-00-00 THRU: 09-06-92
10	103498-06-000	EA BOOT-STEERING COLUMN, BLACK VINYL
		FROM: 09-07-92 THRU: 99-99-99

**DRIVERS COMPARTMENT GROUP (CONTINUED)**



**INSTRUMENT CLUSTER (CHEVY)**

KEY	PART NUMBER	U/M DESCRIPTION
1	104056-01-01A	EA APPLIQUE-BEZEL
2	108356-02-01A	EA COVER-SWITCH W/DIMPLES, CARLING VVAZC00 BLA
2	108357-05-000	EA SWITCH-ROCKER, SPDT ON/NONE/ON - RADIO POWER - CARLING V4D1000B-0
3	108356-02-01A	EA COVER-SWITCH W/DIMPLES, CARLING VVAZC00 BLA
3	108357-04-000	EA SWITCH-ROCKER, SPDT ON/OFF/MOM - DUAL BATTERY - CARLING V7D1000B-0
4	108356-02-01A	EA COVER-SWITCH W/DIMPLES, CARLING VVAZC00 BLA
4	108357-06-000	EA SWITCH-ROCKER, DPDT MOM/OFF/MOM - CARLING VLD1000B-0 BATTERY DISCONNECT SWITCH OPTION
4	096241-03-000	EA SWITCH-BLANK
5	094796-05-000	EA CLUSTER-INSTRUMENT PANEL, KILOMETERS - GAS - GM #16156355
5	094796-06-000	EA CLUSTER-INSTRUMENT PANEL, KILOMETERS - DIESEL - GM#16161325
6	103662-01-01A	EA BEZEL-INSTRUMENT PANEL
7	108356-04-01A	EA COVER-SWITCH W/DIMPLES & LENS, CARLING VVAGC00
		FROM: 12-14-92 THRU: 99-99-99
7	108357-10-000	EA SWITCH-ROCKER, SPDT MOM/OFF/MOM - LIGHTED - CARLING V8D1160B-0 GENERATOR OPTION
		FROM: 12-14-92 THRU: 99-99-99
7	096241-03-000	EA SWITCH-BLANK
8	108356-02-01A	EA COVER-SWITCH W/DIMPLES, CARLING VVAZC00 BLA
8	108357-03-000	EA SWITCH-ROCKER, SPDT ON/OFF/ON - CARLING V6D1000B-0 REAR HEATER OPTION
8	096241-03-000	EA SWITCH-BLANK
9	096241-03-000	EA SWITCH-BLANK
10	104056-04-01A	EA APPLIQUE-BEZEL, W/O REAR AUTO HEATER
		FROM: 00-00-00 THRU: 12-13-92
10	104056-05-01A	EA APPLIQUE-BEZEL, W/REAR AUTO HEATER
		FROM: 00-00-00 THRU: 12-13-92
10	104056-21-01A	EA APPLIQUE-BEZEL
		FROM: 12-14-92 THRU: 99-99-99
11	104056-06-01A	EA APPLIQUE-BEZEL
12	089294-01-000	EA LIGHTER ASM-CIGARETTE - CASCO C21327
13	104056-02-01A	EA APPLIQUE-BEZEL
	100138-01-000	EA MODULE-DAYTIME RUNNING LIGHT
	077031-01-000	EA FILM-BLACK, 1" X 1.75"
	077031-02-000	EA FILM-AMBER, 1" X 1.75"
	077031-03-000	EA FILM-WHITE, .75" X 1"
	103603-01-000	EA BULB - 12V NC.74 0.12A WEDGE
	077539-01-000	EA BRACKET-MOUNTING, DASH PANEL - L-SHAPED - 2.5" X 1" X 1.5"
	008235-01-000	EA FUSE-AUTOMOTIVE, 12V - 15AMP
	062901-02-000	EA FUSE - 5 AMPS, AUTOMOTIVE
	062901-05-000	EA FUSE - 15 AMPS, AUTOMOTIVE

**1993 ITASCA  
TABLE OF CONTENTS**

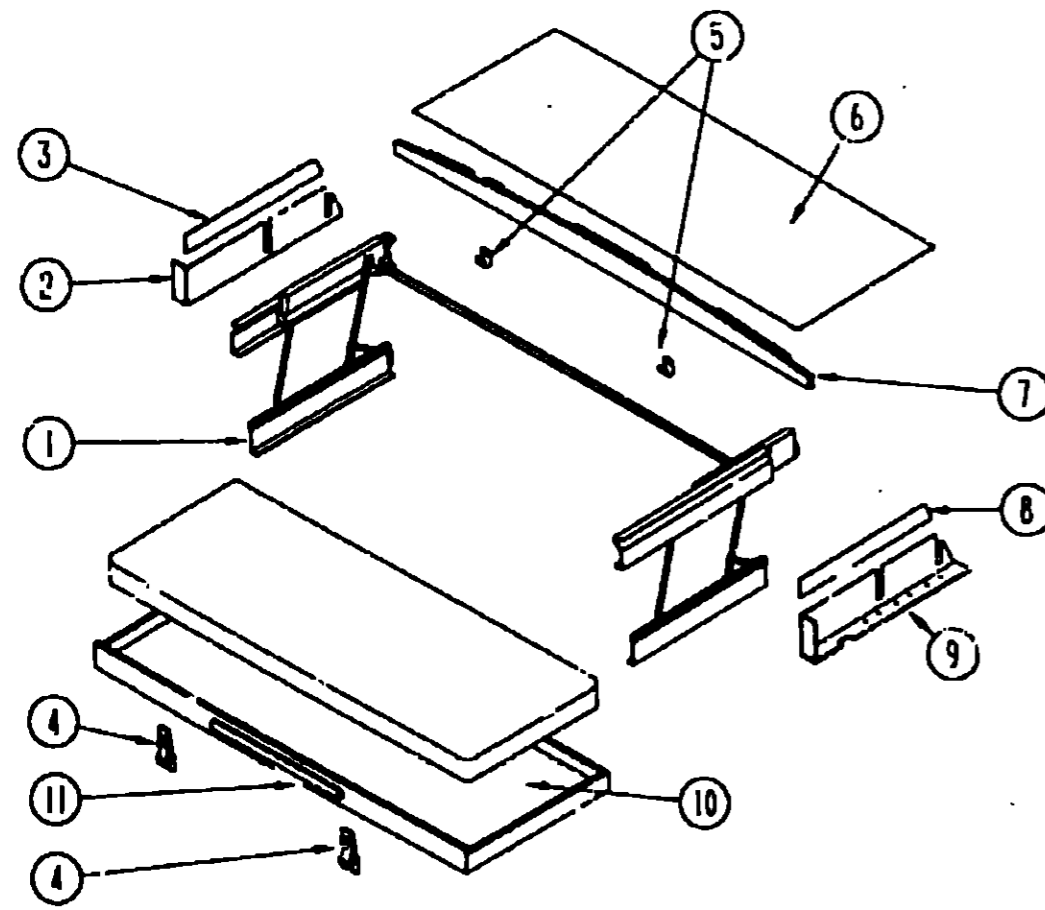
INTRODUCTION	A-01 -	A-02
ABBREVIATIONS		A-03
ALPHABETICAL INDEX	A-04 -	A-06
ICF27RC	A-07 -	F-02
ICF27RQ	F-03 -	J-16

**1993 ICF27RC INDEX**

FLOOR PLAN	A-07 -	A-08
ACCESSORIES		A-09
AUDIO VIDEO	A-10 -	A-12
BATH	A-13 -	A-14
BEDROOM	A-15 -	A-16
CHASSIS	A-17 -	B-04
CURTAIN & CUSHION	B-05 -	B-14
DINETTE	B-15 -	B-16
DRIVERS COMPARTMENT	B-17 -	B-21
ELECTRICAL	E-22 -	C-04
EXTERIOR BODY	C-05 -	C-12
GALLEY	C-13 -	C-17
GENERATOR	C-18 -	C-19
HEATING & AIR	C-20 -	D-02
INTERIOR FINISH	D-03 -	D-06
LABELS	D-07 -	D-15
LP		D-16
LOUNGE	D-17 -	D-18
SEALANTS & FASTENERS	D-19 -	D-22
WATER & SEWAGE	D-23 -	E-06
WINDOW, VENT AND		
EXTERIOR DOOR	E-07 -	E-24
WINDSHIELD/WIPER	F-01 -	F-02

**DRIVERS COMPARTMENT GROUP (CONTINUED)**

**ELECTRICAL GROUP  
INTERIOR LIGHTS**



**FRONT BUNK-SINGLE**

KEY	PART NUMBER	U/M DESCRIPTION
	061424-01-000	EA LIGHT-AISLE, 12V - RECTANGULAR
	008103-01-000	EA BULB-DASH/AISLE LIGHT, #53 - 12 V - .12 AMP
	065201-09-000	EA SHADE-LAMP, FABRIC - PARCHMENT
	065202-18-000	EA LAMP-WALL, BRASS - CANADIAN
	065202-17-000	EA LAMP-WALL, BRASS - US
	067479-01-000	EA BULE - 12V, NUMBER 1076
	082169-01-000	EA LIGHT-MAKE-UP, 3 BULB - JENSEN X148-16BR
		FROM: 00-00-00 THRU: 12-13-92
	081633-01-700	EA BULB-MAKE UP LIGHT, JENSEN
	110235-01-01A	EA LIGHT-MAKE UP, 3 BULB PANLESS - PD PD200-621 BRASS
		FROM: 12-14-92 THRU: 99-99-99
	081633-01-700	EA BULB-MAKE UP LIGHT, JENSEN
	086280-01-000	EA LIGHT-SURFACE MOUNT, 12V - JENSEN 1236
	086280-01-700	EA BULB - 12 VOLT, 6 WATT
	098024-01-01A	EA LIGHT-DOME, 1 BULB - US - IVORY
	008218-01-000	EA BULB-DOME LIGHT, 12V - NUMBER 1141
	098024-01-700	EA LENS-DOME LIGHT
	098024-03-01A	EA LIGHT-DOME, 2 BULB - IVORY
	008218-01-000	EA BULB-DOME LIGHT, 12V - NUMBER 1141
	098024-01-700	EA LENS-DOME LIGHT

**CIRCUIT BREAKERS**

KEY	PART NUMBER	U/M DESCRIPTION
	083209-01-000	EA CIRCUIT BREAKER - 15 AMP, 120V - BW G-15 - CANADIAN
	083209-02-000	EA CIRCUIT BREAKER - 15/15AMP, 120V - BW H-15/15
	093209-03-000	EA CIRCUIT BREAKER - 15/20AMP, 120V - BW O-15/20
	083209-04-000	EA CIRCUIT BREAKER - 30A, 120V - BW I-30
	083209-05-000	EA CIRCUIT BREAKER - 20A, 120V - BW J-20
	083209-06-000	EA CIRCUIT BREAKER - 30/15 AMP, 120V - BW D-30/15
	093654-01-000	EA CIRCUIT BREAKER - 6 AMP, HOUSE CONTROL PANEL
	093654-02-000	EA CIRCUIT BREAKER - 15 AMP
	093655-01-000	EA CIRCUIT BREAKER - 25A, 12V - USD 17425-4E03A2A
	093655-02-000	EA CIRCUIT BREAKER - 30 AMP, HOUSE CONTROL PANEL
	093655-03-000	EA CIRCUIT BREAKER - 40 AMP, USD 17440-4E03A2A
	097611-01-000	EA CIRCUIT BREAKER - 6AMP, ATC - BLACK
	112591-01-000	EA CIRCUIT BREAKER - 16 AMP, 240V
	094810-01-000	EA BREAKER-CIRCUIT, DOUBLE 30 AMP - GE THQL2130
	094811-01-000	EA BREAKER-CIRCUIT, DOUBLE 20 AMP - GE THQL2120

**CONDUIT**

KEY	PART NUMBER	U/M DESCRIPTION
	041953-01-000	FT CONDUIT-CONVOLUTE, SLIT - .5" ID
	041953-03-000	FT CONDUIT-CONVOLUTE, SLIT - 1" ID
	041953-05-000	FT CONDUIT-CONVOLUTE, SOLID - .62" ID
	041953-06-000	FT CONDUIT-CONVOLUTE, SLIT - .375" ID
	041953-07-000	FT CONDUIT-CONVOLUTE, SLIT - .25" ID
	041953-09-000	FT CONDUIT-CONVOLUTE, SLIT - .50" ID
	041953-10-000	FT CONDUIT-CONVOLUTE, SLIT - .75" ID
	041953-12-000	FT CONDUIT-CONVOLUTE, NON SLIT - 1.1" ID

**1993 ITASCA  
TABLE OF CONTENTS**

INTRODUCTION	A-01	A-02
ABBREVIATIONS		A-03
ALPHABETICAL INDEX	A-04	A-06
ICF27RC	A-07	F-02
ICF27RQ	F-03	J-16

**1993 ICF27RC INDEX**

FLOOR PLAN	A-07	A-08
ACCESSORIES		A-09
AUDIO VIDEO	A-10	A-12
BATH	A-13	A-14
BEDROOM	A-15	A-16
CHASSIS	A-17	B-04
CURTAIN & CUSHION	B-05	B-14
DINETTE	B-15	B-16
DRIVERS COMPARTMENT	B-17	B-21
ELECTRICAL	B-22	C-04
EXTERIOR BODY	C-05	C-12
GALLEY	C-13	C-17
GENERATOR	C-18	C-19
HEATING & A/C	C-20	D-02
INTERIOR FINISH	D-03	D-06
LABELS	D-07	D-15
LP		D-16
LOUNGE	D-17	D-18
SEALANTS & FASTENERS	D-19	D-22
WATER & SEWAGE	D-23	E-06
WINDOW, VENT AND		
EXTERIOR DOOR	E-07	E-24
WINDSHIELD/WIPER	F-01	F-02

KEY	PART NUMBER	U/M DESCRIPTION
1	076760-02-000	EA BUNK HARDWARE (COMPLETE)
	076760-02-700	EA SPRING-GAS-BUNK HARDWARE
2	101499-06-C05	EA PANEL ASM.- BOTTOM DRIVERS - PADDED - USED W/BUNK
3	101497-08-C05	EA PANEL ASM.- UPPER DRIVERS - PADDED - USED W/BUNK
4	042541-04-000	EA LATCH-W/O STRIKE, BRASS
5	042541-05-000	EA STRIKE-BRASS
6	103040-06-C05	EA PANEL-HEADLINER FRONT OVERHEAD - PADDED - USED W/BUNK
7	P03199-01-C05	EA BOARD ASM-TRIM, BUNK - CEILING MOUNTED
8	101497-07-C05	EA PANEL ASM.- UPPER PASSENGERS - PADDED - USED W/BUNK
9	101499-05-C05	EA PANEL ASM.- BOTTOM PASSENGERS - PADDED - USED W/BUNK
10	081717-03-C05	EA BED ASM-BUNK, FRONT
11	094658-01-Y12	EA HANDLE-BUNK, OAK

**ELECTRICAL GROUP (CONTINUED)  
CONNECTORS**

KEY	PART NUMBER	U/M DESCRIPTION
	008311-01-000	EA CONNECTOR-WIRE NUT, INSULATED - BROWN
	008312-01-000	EA CONNECTOR-WIRE NUT, INSULATED - BROWN
	008314-01-000	EA CONNECTOR-WIRE NUT, INSULATED - GRAY
	008355-01-000	EA CONNECTOR-CABLE CLAMPING, 3/4"
	008356-01-000	EA CONNECTOR-PLASTIC, 3/8" AVG
	008398-01-000	EA CONNECTOR - 1/2" X 90 DEGREE, FLEX CONDUIT - UL AND CSA
	041480-01-000	EA CONNECTOR-STRAIGHT, 1/2" FLEX CONDUIT
	082740-01-000	EA CONNECTOR-PLASTIC BODY, FOR 2 MALE SPADES
	058028-01-000	EA CONNECTOR-ELECTRICAL PIGTAIL, NYLON - CLEAR

**RECEPTACLES, RECEPTACLE PLATES & SPACER**

KEY	PART NUMBER	U/M DESCRIPTION
	007940-01-000	EA RECEPTACLE-SLIDE, 16 TO 12 AWG - FEMALE END
	007954-01-000	EA RECEPTACLE-HOUSING, 6 POSITION
	024924-02-000	EA RECEPTACLE-POWER CORD, W/PARTIAL PLATE
	080015-02-000	EA RECEPTACLE-FLAG, .185 - 16/14 GA - AMP 3
	058707-01-000	EA RECEPTACLE-ELECTRIC, SINGLE - BROWN
	058708-01-000	EA RECEPTACLE-ELECTRIC, DOUBLE - BROWN
	058708-02-000	EA RECEPTACLE-ELECTRIC, DOUBLE - IVORY
	084076-01-000	EA RECEPTACLE-GFI, 15A - 125V - IVORY
	084076-02-000	EA RECEPTACLE-GFI, 15A - 125V - BROWN
	084077-01-000	EA PLATE-COVER, RECEPTACLE - GFI - IVORY
	084077-02-000	EA PLATE-COVER, RECEPTACLE - GFI - BROWN
	075736-01-000	EA COVER-EXTERIOR RECEPTACLE, GRAY
	091927-01-000	EA COVER-RECEPTACLE, DOUBLE - IVORY
	102568-01-B10	EA SPACER-RECEPTACLE, BETWEEN SIDEWALL & PLATE - WOOD
	097734-01-01A	EA EXTENSION-RECEPTACLE, 3.2" X 5" X .7" - PLASTIC - IVORY
	097734-01-02A	EA EXTENSION-RECEPTACLE, 3.2" X 5" X .7" - PLASTIC - BROWN

**TERMINALS**

KEY	PART NUMBER	U/M DESCRIPTION
	008326-01-000	EA TERMINAL-RING, 16/14 WIRE - 3/8" STUD
	008328-01-000	EA TERMINAL-RING, 12/10 WIRE - #10 STUD FIT
	008331-01-000	EA TERMINAL-RING-TONGUE - #4 WIRE - 3/8" STUD - COPPER
	008348-01-000	EA TERMINAL-RING, 3/8" STUD - #2 WIRE
	035416-04-000	EA TERMINAL-RING, #10 STUD FIT, INSULATED BARREL #16/14
	102777-02-000	EA TERMINAL-RING, #6 STUD - 10 AWG
	047443-01-000	EA TERMINAL - .250 RECEPT. FIT, INSULATED - 16/14 AWG
	047443-02-000	EA TERMINAL - .250 RECEPT. FIT, INSULATED - 12/10 AWG
	062036-01-000	EA TERMINAL-PACK-CON, 12/10 AWG
	062036-02-000	EA TERMINAL-PACK-CON, 16/14 AWG
	098260-01-000	EA TERMINAL-MALE, 56 SERIES
	104100-03-000	EA TERMINAL - 75 AMP - AMP 53880-4 LOOSE
	106007-01-000	EA TERMINAL-FEMALE, 14-16 AWG

**ELECTRICAL GROUP (CONTINUED)  
HOUSINGS, PINS & SOCKETS**

KEY	PART NUMBER	U/M DESCRIPTION
	063910-01-000	EA HOUSING-RELAY, BOSCH 3 334 485 008
	088473-01-000	EA PIN-HOUSING, 4 ROWS OF 3
	088473-03-000	EA HOUSING-PIN, 9 POSITION
	088473-05-000	EA PIN-HOUSING, 6 POSITION (SINGLE ROW)
	088473-06-000	EA PIN-HOUSING, 6 POSITION (TWO ROWS OF THREE)
	088473-08-000	EA HOUSING-PIN, 4 POSITION
	088473-09-000	EA PIN-HOUSING, 3 POSITION (SINGLE ROW)
	088473-10-000	EA PIN-HOUSING, 2 POSITION
	088474-01-000	EA HOUSING-SOCKET, 12 POSITIONS
	083474-03-000	EA HOUSING-SOCKET, 9 POSITION
	088474-06-000	EA SOCKET-HOUSING, 6 POSITION (2 ROWS OF THREE)
	088474-07-000	EA HOUSING-SOCKET, 5 CAVITY - AMP 1-480764-0
	088474-08-000	EA SOCKET-HOUSING, 4 POSITION (SINGLE ROW)
	088474-09-000	EA HOUSING-SOCKET, 3 POSITION
	088474-10-000	EA HOUSING-SOCKET, 2 POSITION
	088475-01-000	EA PIN-CONNECTOR, 14 TO 20 AWG
	088475-02-000	EA PIN-CONNECTOR, 10 TO 12 AWG
	104100-01-000	EA HOUSING - 1 POSITION, 75 AMP AMP 53884-1
	101571-01-000	EA HOUSING - 2 POSITION, MALE
	106006-01-000	EA HOUSING - 1 POSITION, FEMALE - PACKARD 12015952
	108355-01-000	EA HOUSING-SWITCH, CARLING VCH
	110178-01-000	EA HOUSING-WIPER MOTOR - UT6237440-EC25WJ FROM: 12-13-92 THRU: 99-99-99

**POWER CORDS**

KEY	PART NUMBER	U/M DESCRIPTION
	008052-01-000	EA CORD-POWER, 10/3 - 30 AMP - 25' - CANADIAN
	008054-01-000	EA CORD-POWER, 10/3 - 30 AMP - 25' - US

**CONVERTER, LOAD CENTER & INVERTER**

KEY	PART NUMBER	U/M DESCRIPTION
	083208-02-000	EA CONVERTER-POWER, 45A - 120V/12V - BW 6345
	094800-01-000	EA CENTER-LOAD, 240V - 125A - TPL412CT
	051912-01-000	EA TRANSFORMER-DRY CONTROL - EUROPEAN
	099048-01-000	EA INVERTER - 100 WATT

**UNDER HOOD ELECTRICAL ACCESS PANELS**

KEY	PART NUMBER	U/M DESCRIPTION
	P03751-01-000	EA PLATE-ELECTRICAL ACCESS
	098196-01-000	EA LATCH - 1/4 TURN, T-BAR
	103756-01-000	EA DOOR-ELECTRICAL BOX
	092492-06-000	EA SEAL-ELECTRICAL BOX, ALFA III (195X267)
	103963-01-000	EA BOX-ELECTRICAL, FRONT
	103973-01-000	EA SEAL-ELECTRICAL BOX/BULKHEAD, ALFA III(215X215)
	103987-01-000	EA SEAL-SOLENOID ACCESS

**1993 ITASCA  
TABLE OF CONTENTS**

INTRODUCTION	A-01 -	A-02
ABBREVIATIONS		A-03
ALPHABETICAL INDEX	A-04 -	A-06
ICF27RC	A-07 -	F-02
ICF27RQ	F-03 -	J-16

**1993 ICF27RC INDEX**

FLOOR PLAN	A-07 -	A-08
ACCESSORIES		A-09
AUDIO VIDEO	A-10 -	A-12
BATH	A-13 -	A-14
BEDROOM	A-15 -	A-16
CHASSIS	A-17 -	B-04
CURTAIN & CUSHION	B-05 -	B-14
DINETTE	B-15 -	B-16
DRIVERS COMPARTMENT	B-17 -	B-21
ELECTRICAL	B-22 -	C-04
EXTERIOR BODY	C-05 -	C-12
GALLEY	C-13 -	C-17
GENERATOR	C-19 -	C-19
HEATING & A/C	C-20 -	D-02
INTERIOR FINISH	D-03 -	D-06
LABELS	D-07 -	D-15
LP		D-16
LOUNGE	D-17 -	D-18
SEALANTS & FASTENERS	D-19 -	D-22
WATER & SEWAGE	D-23 -	E-06
WINDOW, VENT AND		
EXTERIOR DOOR	E-07 -	E-24
WINDSHIELD/WIPER	F-01 -	F-02

**ELECTRICAL GROUP (CONTINUED)**  
FUSES & FUSE HOUSINGS

KEY	PART NUMBER	U/M DESCRIPTION
	009244-01-000	EA FUSE 15A 10 AMP
	100741-01-000	EA FUSE HOLDER 1/2 LINE TYPE, WESCO 8931-02000
	049730-01-000	EA HOUSING-AUTO FUSE NATURAL
	000157-02-000	EA HOUSING-AUTO FUSE GREEN
	021037-01-000	EA HOUSING-AUTO FUSE BLACK
	049730-01-000	EA HOUSING-AUTO FUSE BLUE
	049730-01-000	EA HOUSING-AUTO FUSE GRAY
	049730-01-000	EA HOUSING-AUTO FUSE BROWN
	118669-01-000	EA HOUSING-AUTO FUSE HOLDER PACKARD 12210-02

**SWITCHES, SWITCH PLATES & SPACERS**

KEY	PART NUMBER	U/M DESCRIPTION
	017942-01-000	EA SWITCH-DUPLEX, BLACK
	079561-01-000	EA SWITCH-ON OFF FOOTCR 2 PRONGS - BROWN
	079561-01-000	EA SWITCH-ON OFF FOOTCR 2 PRONGS - BROWN
	028331-01-000	EA PLATE-SWITCH 1 GANG - POLISHED BRASS - JENSEN
	028331-01-000	EA PLATE-SWITCH 2 GANG - POLISHED BRASS - JENSEN
	028331-01-000	EA PLATE-SWITCH 3 GANG - POLISHED BRASS - JENSEN
	028331-01-000	EA PLATE-SWITCH 2 GANG W/TAB - POLISHED BRASS - JENSEN
	028331-01-000	EA SPACER-SWITCH 2 1/2" X 4" - PLASTIC - DARK BROWN
	028331-01-000	EA SPACER-SWITCH 2 1/2" X 4" - PLASTIC - DARK BROWN
	028331-01-000	EA SPACER-SWITCH 3 1/2" X 4" - METAL - OFF WHITE

**ELECTRIC BOXES & COVERS**

KEY	PART NUMBER	U/M DESCRIPTION
	008285-01-000	EA BOX-ELECTRIC PLASTIC 10" X 8" X 7"
	008285-01-000	EA BOX-ELECTRIC PLASTIC 10" X 8" X 7"
	008285-01-000	EA BOX-ELECTRIC STEEL 12" X 12" X 4" KNOCKOUTS - 4" X 4" - US
	008285-01-000	EA BOX-ELECTRIC AL 4" X 4" X 1 1/2" 4" KNOCKOUTS - CANADIAN
	058048-01-000	EA BOX-ELECTRIC SWITCH 2 1/2" X 4" X 3 1/2"
	074890-01-000	EA BOX-EXTENSION STEEL - OPEN SIDES - 4" X 4" X 1 1/2"
	091910-01-000	EA BOX-ELECTRIC 8" X 8" X 1 7/8" - PLASTIC
	091910-02-000	EA BOX-ELECTRIC PLASTIC - 5 1/2" X 5 1/2" X 1 1/2" FROM 10-02-92 THRU 99-03-99
	108294-01-000	EA COVER-ELECTRIC BOX PLANK STEEL - 4" X 4" - GRAY
	008285-02-000	EA COVER-ELECTRIC BOX PLANK STEEL - 4" X 4" - CANADIAN
	008285-02-000	EA COVER-ANGLED W/O HOLES - 6 1/2" X 4 1/2" - PLASTIC - OFF WHITE ELECTRICAL PLATE SUPPORT
	049730-01-000	EA COVER-ELECTRIC BOX WHOLE - 4" X 4" - GRAY USED WITH 30 AMP RECEPTACLE
	079561-04-000	EA COVER-ELECTRIC 10 1/2" X 7 1/2" - BRIGE PLASTIC
	074890-01-000	EA COVER-ELECTRIC BOX 1 LARGE & 2 SMALL HOLES - 4" X 4"

**ELECTRICAL GROUP (CONTINUED)**  
WIRE ASSEMBLIES

KEY	PART NUMBER	U/M DESCRIPTION
	097618-01-000	EA WIRE ASM-MONITOR PANEL, W/2 WIRES & ORANGE RESISTOR-LVS
	102636-01-000	EA WIRE ASM-CLEARANCE LAMPS
	102991-01-000	EA WIRE ASM-CIRCUIT BREAKER POWER
	103991-02-000	EA WIRE ASM-CIRCUIT BREAKER POWER
	107656-01-000	EA WIRE ASM-STEP ELECTRIC
	102992-01-000	EA WIRE ASM-REAR AUTO HEATER

**MISCELLANEOUS ELECTRICAL COMPONENTS**

KEY	PART NUMBER	U/M DESCRIPTION
	037093-01-000	EA FLASHER-SIGNAL STAT
	038189-01-000	EA SOLENOID - 3 POST. BATTERY CHANGE OVER
	056346-02-000	EA BUSHING - FEL, 3/4" MPT X 3/8" FPT
	066292-01-000	EA STUD-ISOLATED, 3/8" X 7.6" LONG
	066273-01-000	EA RELAY-BATTERY DISCONNECT
	067949-01-000	EA BUSS BAR - 2 POSITION, 6" X 1 1/2" - ALUMINUM
	067949-02-000	EA SOCKET-LAMP
	067949-01-000	EA SOCKET-CONNECTOR, BRASS - PRE-TIN
	067949-02-000	EA SOCKET-CONNECTOR, 12-10 GA - PHOSPHATE BRONZE - PRE-TIN
	103508-01-000	EA SOCKET-WEDGE BASE W/LEADS, JKL 2944-B OR EQUIVALENT
	087225-01-000	FT SLEEVING - 1 1/2", TYPE H - VARIFLEX
	087225-02-000	FT SLEEVING - 5/8", TYPE H - VARIFLEX VARGLAS
	073228-84-000	EA CABLE ASSEMBLY-BATTERY, W/TERMINALS
	077479-01-000	EA BOOT-BATTERY TERMINAL, DOUBLE CABLE
	077479-02-000	EA BOOT-BATTERY TERMINAL, SINGLE CABLE

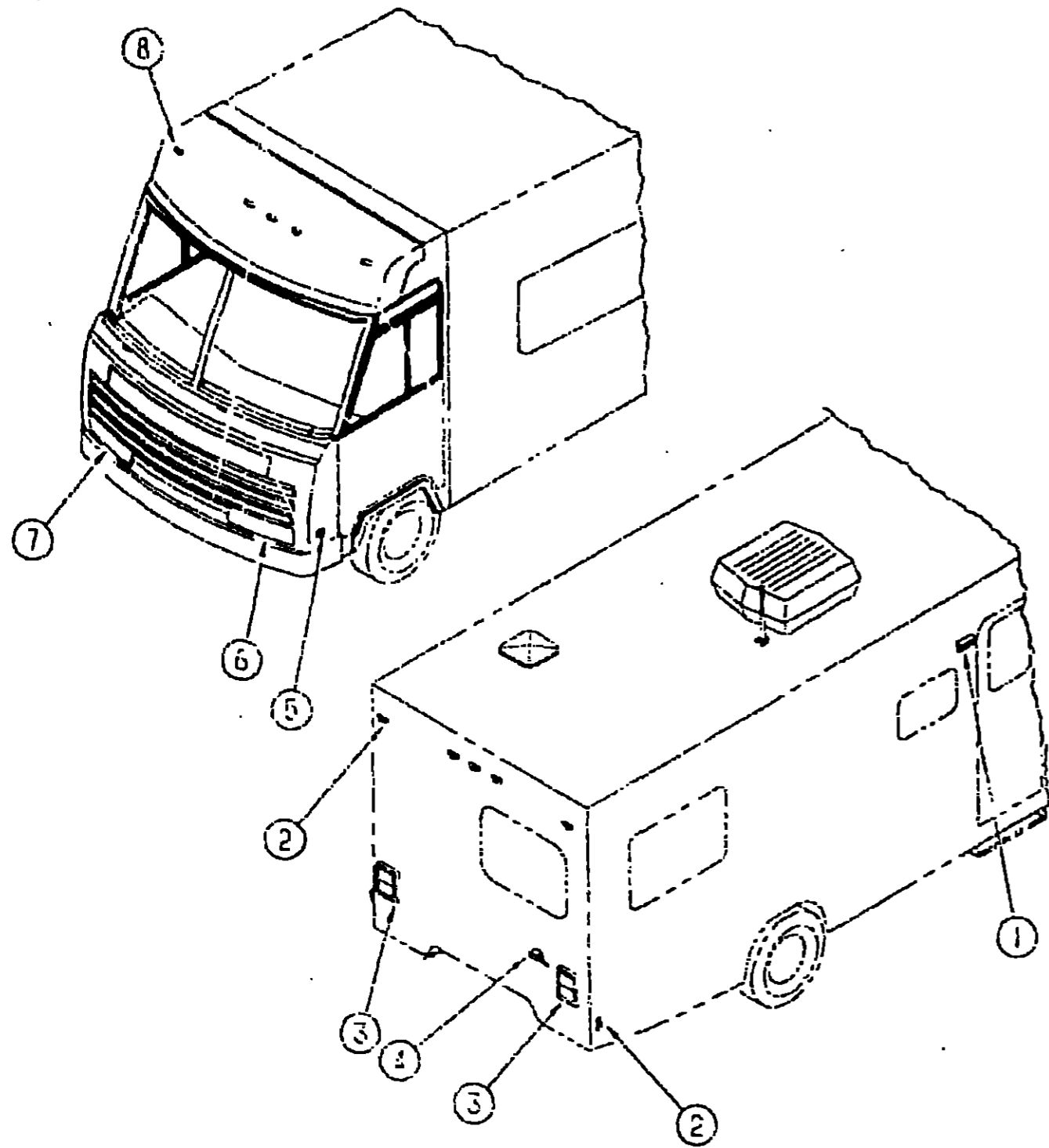
**1993 ITASCA**  
**TABLE OF CONTENTS**

INTRODUCTION	A-01 -	A-02
ABBREVIATIONS		A-03
ALPHABETICAL INDEX	A-04 -	A-06
ICF27RC	A-07 -	F-02
ICF27RQ	F-03 -	A-18

**1993 ICF27RC INDEX**

FLOOR PLAN	A-07 -	A-08
ACCESSORIES		A-09
AUDIO VIDEO	A-10 -	A-12
BATH	A-13 -	A-14
BEDROOM	A-15 -	A-16
CHASSIS	A-17 -	B-04
CURTAIN & CUSHION	B-05 -	B-14
DINETTE	B-15 -	B-16
DRIVERS COMPARTMENT	B-17 -	B-21
ELECTRICAL	B-22 -	C-04
EXTERIOR BODY	C-05 -	C-12
GALLEY	C-13 -	C-17
GENERATOR	C-18 -	C-19
HEATING & A/C	C-20 -	D-02
INTERIOR FINISH	D-03 -	D-06
LABELS	D-07 -	D-15
LP		D-16
LOUNGE	D-17 -	D-18
SEALANTS & FASTENERS	D-19 -	D-22
WATER & SEWAGE	E-03 -	E-06
WINDOW, VENT AND		
EXTERIOR DOOR	E-07 -	E-24
WINDSHIELD/WIPER	F-01 -	F-02

**ELECTRICAL GROUP (CONTINUED)**  
**EXTERIOR LIGHTS**



KEY	PART NUMBER	U/M	DESCRIPTION
1	057917-01-03A	EA	LIGHT-PORCH, ENTRY DOOR - GRAY
	068215-01-000	EA	BULB - 12V, #1003 - 94 AMP
	037917-01-700	EA	LENS-LIGHT, PORCH
2	062648-01-000	EA	LIGHT-CLEARANCE, RED - BARGMAN 30-99-001
3	031538-01-000	EA	TAILLIGHT-DOUBLE, W-BLACK TRIM - DRIVER OR PASSENGER SIDE
	037934-01-000	EA	BULB - 12V, #1156 - 2.1 AMP - CLEAR GLASS
	037935-01-000	EA	BULB - 12V, #1157 OR #2057 - 2.1 AMP - CLEAR GLASS
	031638-01-700	EA	LENS-TAILLIGHT, RED - BARGMAN 30-84-010
	031638-01-701	EA	LENS-TAILLIGHT, W-BACKUP - BARGMAN 30-84-700
	103355-01-03A	EA	POD-TAILLIGHT, ASH GRAY
4	065432-02-000	EA	LIGHT-LICENSE, BLACK
	026432-03-000	EA	BRACKET-LICENSE PLATE - BARGMAN 30-80-000
5	062648-02-000	EA	LIGHT-CLEARANCE, AMBER - BARGMAN 30-99-002
6	049185-01-000	EA	HEADLAMP CAPSULE-DRIVER, HIGH/LOW BEAM - RECTANGULAR
6	049186-01-000	EA	HEADLAMP CAPSULE-DRIVER, HIGH BEAM - RECTANGULAR
7	049185-01-000	EA	HEADLAMP CAPSULE-PASSENGER, HIGH/LOW BEAM - RECTANGULAR
7	049187-01-000	EA	HEADLAMP CAPSULE-PASSENGER, HIGH BEAM - RECTANGULAR
	P03783-01-000	EA	WIRE ASM-HEADLAMP
	049359-01-000	EA	SPRING-RETAINER, HEADLAMP - GM 498096
	073305-01-000	EA	SCREW-ADJUSTING, HEADLAMP
			FROM: 00-00-00 THRU 01-01-93
	110750-01-000	EA	SCREW-ADJUSTING, HEADLAMP
			FROM: 01-22-93 THRU 03-99-99
	110783-01-01A	EA	BRACKET-HEADLAMP, QUAD - PASSENGER - UNPAINTED
	110783-02-01A	EA	BRACKET-HEADLAMP, QUAD - DRIVER - UNPAINTED
	102624-01-000	EA	PLATE-BLINDER, HEADLIGHT - 105.5 MM X 94 MM - STEEL - BLACK
	089292-01-000	EA	LIGHT-TURN, DRIVER OR PASSENGER - W AMBER LENS
	037935-01-000	EA	BULB - 12V, #1157 OR #2057 - 2.1 AMP - CLEAR GLASS
8	102520-01-000	EA	LIGHT-CLEARANCE, W/O SOCKET CONNECTIONS - AMBER
	035196-01-000	EA	BULB - 12V, #154 - 27 AMP - BAYONETTE
	102540-01-000	EA	SEAL-SCREW, ROUND - RUBBER
	102541-01-000	EA	GASKET-CLEARANCE LIGHT
	102592-01-000	EA	BRACKET-LIGHT, CLEARANCE - L-SHAPED METAL - 101 X 47

**1993 ITASCA**  
**TABLE OF CONTENTS**

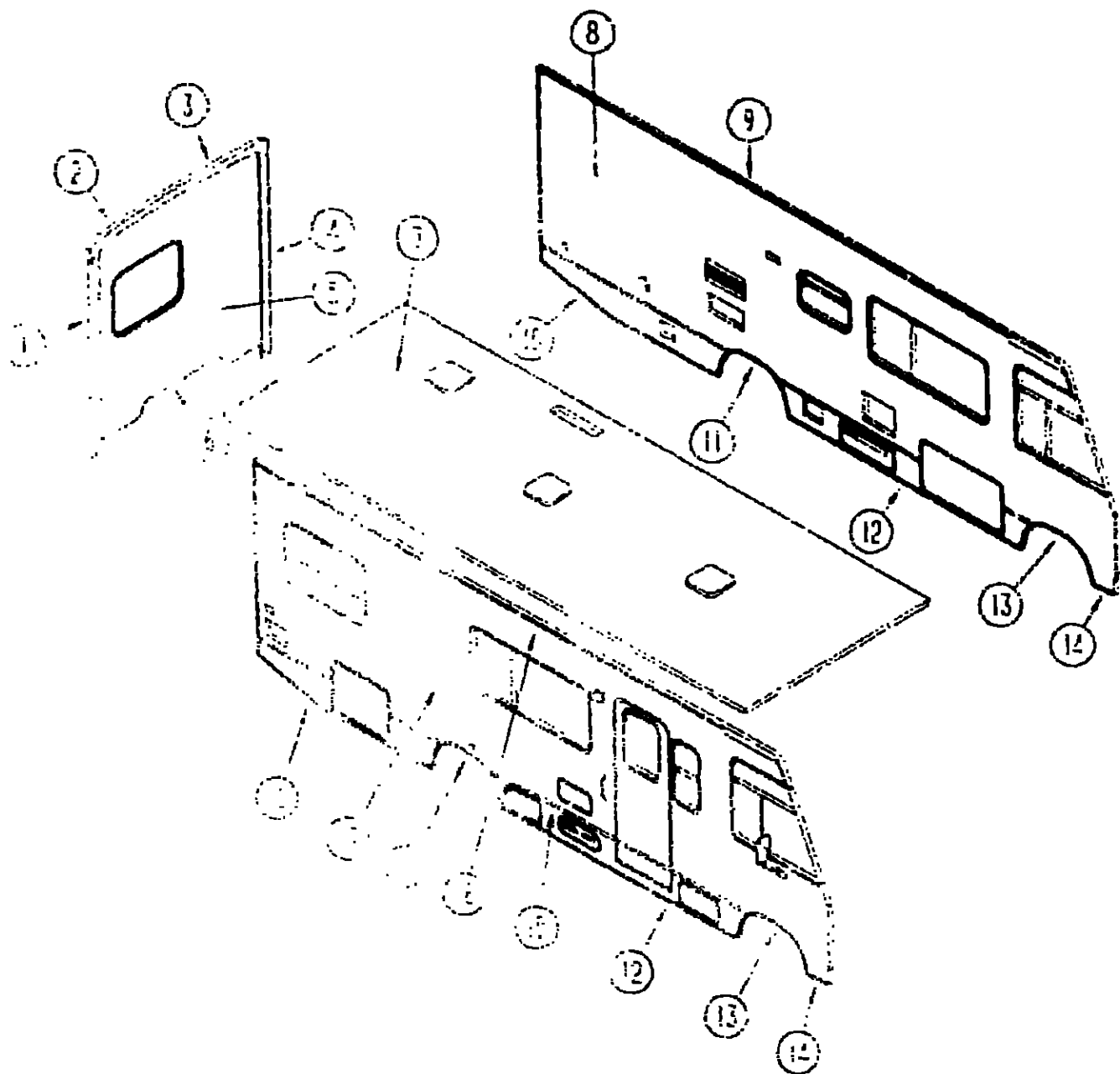
INTRODUCTION	A-01 -	A-07
ABBREVIATIONS		A-03
ALPHABETICAL INDEX	A-04 -	A-05
ICF27RC	A-07 -	F-02
ICF27RO	F-03 -	J-16

**1993 ICF27RC INDEX**

FLOOR PLAN	A-07 -	A-08
ACCESSORIES		A-09
AUDIO VIDEO	A-10 -	A-12
BATH	A-13 -	A-14
BEDROOM	A-15 -	A-17
CHASSIS	A-17 -	B-14
CURTAIN & CUSHION	B-15 -	B-16
DINETTE	B-15 -	B-16
DRIVERS COMPARTMENT	B-17 -	B-21
ELECTRICAL	B-22 -	C-06
EXTERIOR BODY	C-05 -	C-12
GALLY	C-13 -	C-17
GENERATOR	C-18 -	C-19
HEATING & AC	C-20 -	D-02
INTERIOR FINISH	D-03 -	D-15
LEVELS	D-07 -	D-15
LP		D-16
LOUNGE	D-17 -	D-18
SEALANTS & FASTENERS	D-19 -	D-20
WATER & SEWAGE	D-20 -	E-02
WINDOW, VENT AND		
EXTERIOR DOOR	E-07 -	E-24
WINDSHIELD WIPER	F-01 -	F-02



**EXTERIOR BODY GROUP**



**EXTERIOR BODY PANELS AND TRIM**

KEY	PART NUMBER	U/M DESCRIPTION
1	103598-01-04A	EA TRIM-BACKWALL SIDE, RIGHT - ASH GRAY - STEEL
1	103598-01-03A	EA TRIM-BACKWALL SIDE, RIGHT - UNPAINTED - STEEL
1	104033-01-03A	E- TRIM-J, BACKWALL - RIGHT - ASH GRAY - ALUMINUM
2	103599-01-03A	EA TRIM-BACKWALL, TOP W/O CLEARANCE LIGHTS - RIGHT - ASH GRAY - PLASTIC
3	103600-01-03A	EA TRIM-BACKWALL, TOP W/O CLEARANCE LIGHTS - LEFT - ASH GRAY - PLASTIC
4	09509-01-04A	EA TRIM-BACKWALL SIDE, LEFT - ASH GRAY - STEEL
4	103598-02-03A	EA TRIM-BACKWALL SIDE, LEFT - UNPAINTED - STEEL
4	104033-02-03A	E- TRIM-J, BACKWALL - LEFT - ASH GRAY - ALUMINUM
5	P00103-01-D32	EA BACKWALL W/O DOOR LIGHTS, OR DECALS
6	108109-11-000	EA TRIM-BACKWALL, R.W. - DRIVER OR PASS SIDE - ASH GRAY - ALUMINUM
7	P00105-01-D32	EA FOOTWALLMENTS
8	P00107-01-D32	EA SIDEWALL ASM-DRIVER SIDE, W/O DOORS OR WINDOWS
8	105739-03-D32	EA SIDEWALL ASM-DRIVER SIDE, W/O DOORS OR WINDOWS - EUROPEAN OPTION
9	103801-01-03A	EA TRIM-ROOF, 18' LONG - W/ DRILLED HOLES - DRIVER SIDE - ASH GRAY
9	103801-02-03A	EA TRIM-ROOF, 18' LONG - W/ DRILLED HOLES - DRIVER SIDE - ASH GRAY
10	108039-01-02A	EA TRIM-SIDEWALL BOTTOM - REAR - DRIVER OR PASSENGER - ASH GRAY

**EXTERIOR BODY GROUP (CONTINUED)**

**EXTERIOR BODY PANELS AND TRIM (CONTINUED)**

KEY	PART NUMBER	U/M DESCRIPTION
11	108070-01-02A	EA TRIM-WHEELWELL, REAR - DRIVER OR PASSENGER - ASH GRAY
12	108039-01-02A	EA TRIM-SIDEWALL, BOTTOM - DRIVER OR PASSENGER - CENTER - ASH GRAY
13	108069-01-02A	EA TRIM-WHEELWELL, FRONT - DRIVER OR PASSENGER - ASH GRAY
14	108109-01-02A	EA TRIM-SIDEWALL, BOTTOM - FRONT - DRIVER OR PASSENGER - ASH GRAY
15	096180-55-010	EA U-CHANNEL-SERRATED, 1 7/8" X 16" - ASH GRAY
15	059576-22-000	EA STRIP-FEATURE, W/O INSERT - 15' LONG - ASH GRAY
15	102858-01-02A	EA STRIP-FEATURE, W/O INSERT - 15' LONG - ASH GRAY
		FROM: 00-00-00 THRU: 08-09-92
	009731-01-000	EA END CAP-FEATURE STRIP
		FROM: 08-10-92 THRU: 99-99-99
	106651-01-01A	EA END CAP-FEATURE STRIP
		FROM: 00-00-00 THRU: 08-09-92
	001020-11-100	EA INSERT-FEATURE STRIP, 17' LONG - GRAY
		FROM: 08-10-92 THRU: 99-99-99
	105312-01-04A	FT INSERT-TRIM, VINYL - ASH GRAY
		FROM: 00-00-00 THRU: 08-09-92
16	103832-01-03A	EA RAIL-AWNING, 16' LONG - W/ DRILLED HOLES - PASSENGER SIDE - ASH GRAY
16	103822-02-03A	EA RAIL-AWNING, 16' LONG - W/O DRILLED HOLES - PASSENGER SIDE - ASH GRAY
17	P00103-01-D32	EA SIDEWALL ASM-PASS SIDE, W/O DOORS OR WINDOWS
17	105739-04-D32	EA SIDEWALL ASM-PASS SIDE, W/O DOORS OR WINDOWS - EUROPEAN OPTION
	002754-01-001	EA ANGLE-EXTRUDED, 75" X 75" X 18" - MILL ALUMINUM
	055278-51-259	FT TUBING-STEEL, 75" X 1 1/2" X 12.5' LONG
	094852-51-003	EA ANGLE-EXTRUDED, 1.25" X .75" X 15" - MILL ALUMINUM
	056754-08-000	EA CAP-JOINT, ROOF TO SIDEWALL TRIM - 2" X 1.25" - ASH GRAY
	002726-01-001	EA GARNISH-U-CHANNEL, 1.33" X 19" - SERRATED - MILL ALUMINUM
	059726-02-000	EA BUMPER - .88" DIA X .40", BLACK

**FIBERGLASS, STYROFOAM, INSULATION & ALUMINUM**

KEY	PART NUMBER	U/M DESCRIPTION
	076054-J2-000	EA FIBERGLASS SHEET-FLAT, 2435 MM X 7650 MM - ASH GRAY
	077517-60-000	EA FIBERGLASS SHEET-FLAT, 1219 MM X 2435 MM - ASH GRAY
	102560-01-705	EA FIBERGLASS SHEET-FLAT, 87" X 37" - ASH GRAY (ROOF COVERING)
		FROM: 00-00-00 THRU: 07-22-92
	109535-01-704	EA FIBERGLASS SHEET-PEBBLED, 87" X 26" - ASH GRAY (ROOF COVERING)
		FROM: 07-23-92 THRU: 99-99-99
	083574-02-000	SF STYROFOAM, DOW TYPE SM - 1 1/2" X 24" X 97.5" - INCREMENTS OF 15 SF
	083574-03-000	SF STYROFOAM - 3/4" X 48" X 96" - INCREMENTS OF 32 SF
	000870-03-000	SF STYROFOAM - 1.34" X 48" X 96" - INCREMENTS OF 32 SF
	000870-05-000	SF STYROFOAM - .5" X 24" X 96" - INCREMENTS OF 16 SF
		FROM: 00-00-00 THRU: 11-08-92
	000870-08-000	SF STYROFOAM - 75" X 48" X 96" - PLANED - INCREMENTS OF 32 SF
	105077-01-000	EA FOAM-COVE, ROOF - 6' LONG - EXPANDED POLYSTYRENE
	105077-03-000	EA FOAM-PLUG, SIDEWALL TUBE - 1.77" LONG - EXPANDED POLYSTYRENE
	065747-01-000	SF INSULATION-MICROFOAM, .5" THICK X 72" X 112' ROLL
	072877-01-000	EA INSULATION-SOUND BARRIER PAD, 1 25" X 46" X 54" - W/ADHESIVE BACK DIESEL OPTION
	072876-01-000	EA INSULATION-SOUND BARRIER PAD, .058" X 33" X 55" - DIESEL OPTION
	044487-01-001	EA ALUMINUM SHEET - 019" X 96" X 360" - MILL FINISH

**1993 ITASCA  
TABLE OF CONTENTS**

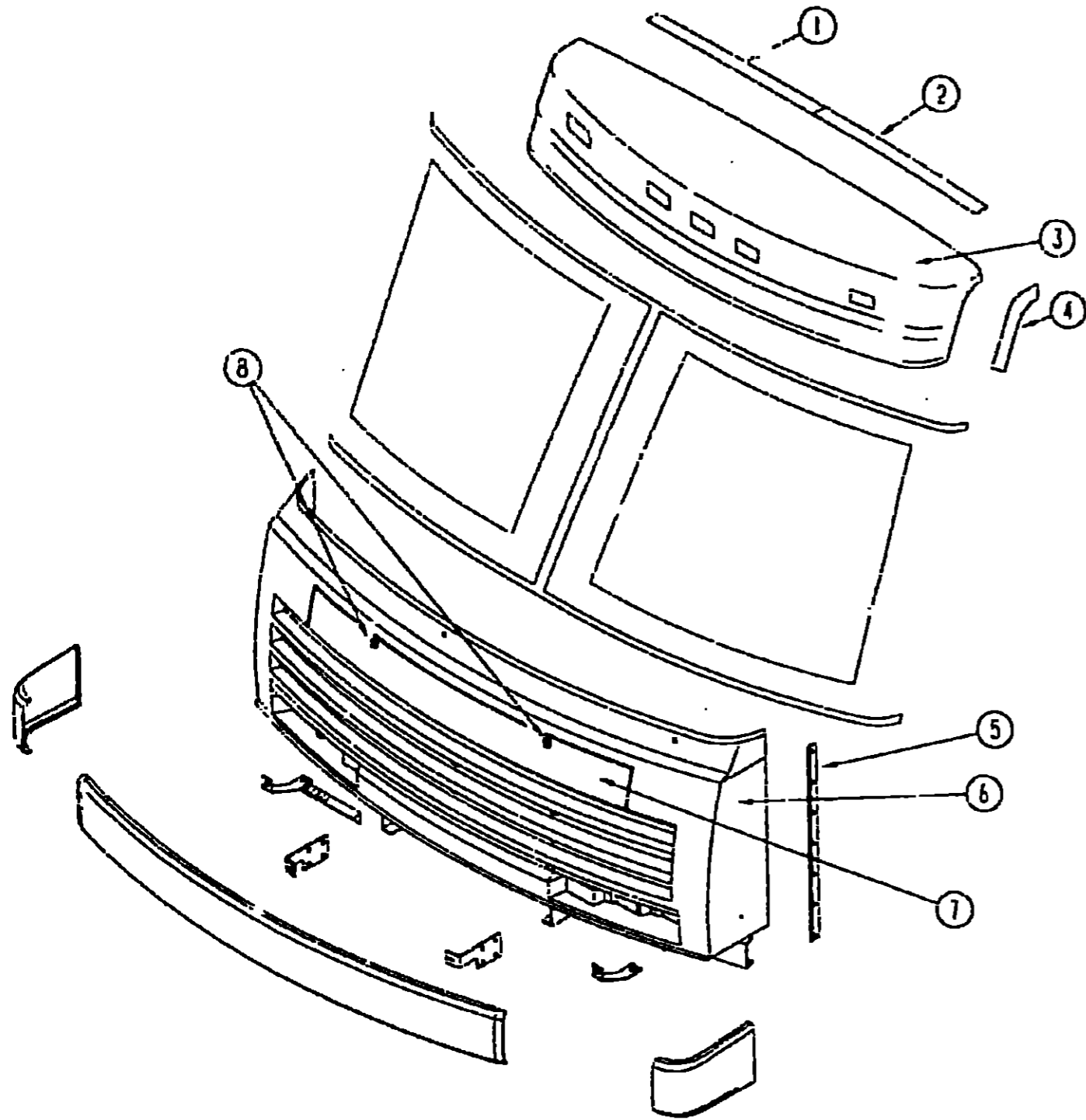
INTRODUCTION	A-01 -	A-02
ABBREVIATIONS		A-03
ALPHABETICAL INDEX	A-04 -	A-06
ICF27RC	A-07 -	F-02
ICF27RD	F-03 -	J-16

**1993 ICF27RC INDEX**

FLOOR PLAN	A-07 -	A-08
ACCESSORIES		A-09
AUDIO VIDEO	A-10 -	A-12
BATH	A-13 -	A-14
BEDROOM	A-15 -	A-16
CHASSIS	A-17 -	B-04
CURTAIN & CUSHION	B-05 -	B-14
DINETTE	B-15 -	B-16
DRIVERS COMPARTMENT	B-17 -	B-21
ELECTRICAL	B-22 -	C-04
EXTERIOR BODY	C-05 -	C-12
GALLEY	C-13 -	C-17
GENERATOR	C-18 -	C-19
HEATING & A/C	C-20 -	D-02
INTERIOR FINISH	D-03 -	D-06
LABELS	D-07 -	D-15
LP		D-16
LOUNGE	D-17 -	D-18
SEALANTS & FASTENERS	D-19 -	D-22
WATER & SEWAGE	D-23 -	E-06
WINDOW, VENT AND		
EXTERIOR DOOR	E-07 -	E-24
WINDSHIELD/WIPER	F-01 -	F-02



**EXTERIOR BODY GROUP (CONTINUED)**  
**FRONT END COMPONENTS & BULBS**



KEY	PART NUMBER	U/M	DESCRIPTION
1	103815-02-04A	EA	TRIM-FRONT CAP/ROOF, RIGHT - ASH GRAY
2	103815-03-04A	EA	TRIM-FRONT CAP/ROOF, LEFT - ASH GRAY
3	M05145-01-D32	EA	CAP ASM-FRONT, ASH GRAY
4	103816-02-03A	EA	TRIM-FRONT CAP/SIDEWALL, LEFT - ASH GRAY
	103816-01-03A	EA	TRIM-FRONT CAP/SIDEWALL, RIGHT - ASH GRAY
5	C83922-16-000	EA	TRIM-FRONT END/SIDEWALL, DRIVER OR PASSENGER SIDE - ASH GRAY
5	089922-22-000	EA	TRIM-FRONT END/SIDEWALL, DRIVER OR PASSENGER SIDE - ASH GRAY FROM: 00-03-03 THRU: 08-09-92
6	M05128-01-D32	EA	FRONT END ASM-W/O HOOD OR HOOD HINGES, ASH GRAY
7	103478-01-D32	EA	PANEL ASM-HOOD - ASH GRAY
	058756-02-000	EA	BOLT-ADJUSTING, HOOD - W/BLACK PAD - 5/16" #18 X 1 25" FROM: 00-03-03 THRU: 11-24-92
	056786-01-000	EA	BOLT-ADJUSTING, HOOD - W/BLACK PAD - 3/4" #18 X 2" FROM: 11-25-92 THRU: 99-99-99
8	102330-02-000	EA	LOCK-SINGLE HOLE, VISE ACTION - SOUTHCOE 3-56-715-5
	102328-01-000	EA	KEY-BARREL, NICKEL PLATED - SOUTHCOE E3-26-715-19
	104584-03-000	EA	BRACKET ASM-HOOD HINGE, BODY - RIGHT
	104584-04-000	EA	BRACKET ASM-HOOD HINGE, BODY - LEFT
	105095-01-000	EA	LINK ASM-HINGE, HOOD - INNER RIGHT
	105095-02-000	EA	LINK ASM-HINGE, HOOD - INNER LEFT
	104582-02-000	EA	LINK ASM-HINGE, HOOD - OUTER
	110690-01-D18	EA	PLATE ASM-HEADLAMP, QUAD - PASSENGER - BLACK - STEEL FROM: 01-22-93 THRU: 99-99-99
	110692-01-01A	EA	PLATE-HEADLAMP, QUAD - PASSENGER - UNPAINTED - STEEL FROM: 01-22-93 THRU: 99-99-99
	110690-02-D18	EA	PLATE ASM-HEADLAMP, QUAD - DRIVER - BLACK - STEEL FROM: 01-22-93 THRU: 99-99-99
	110692-02-01A	EA	PLATE-HEADLAMP, QUAD - DRIVER - UNPAINTED - STEEL FROM: 01-22-93 THRU: 99-99-99
	110691-01-01A	EA	BRACKET-SPRING, HEADLAMP - DRIVER OR PASSENGER SIDE - UNPAINTED FROM: 01-22-93 THRU: 99-99-99
	110782-01-000	EA	ANGLE-SUPPORT, HEADLAMP - 25 MM X 22.1 MM X 100 MM - STEEL - BLACK FROM: 01-22-93 THRU: 99-99-99

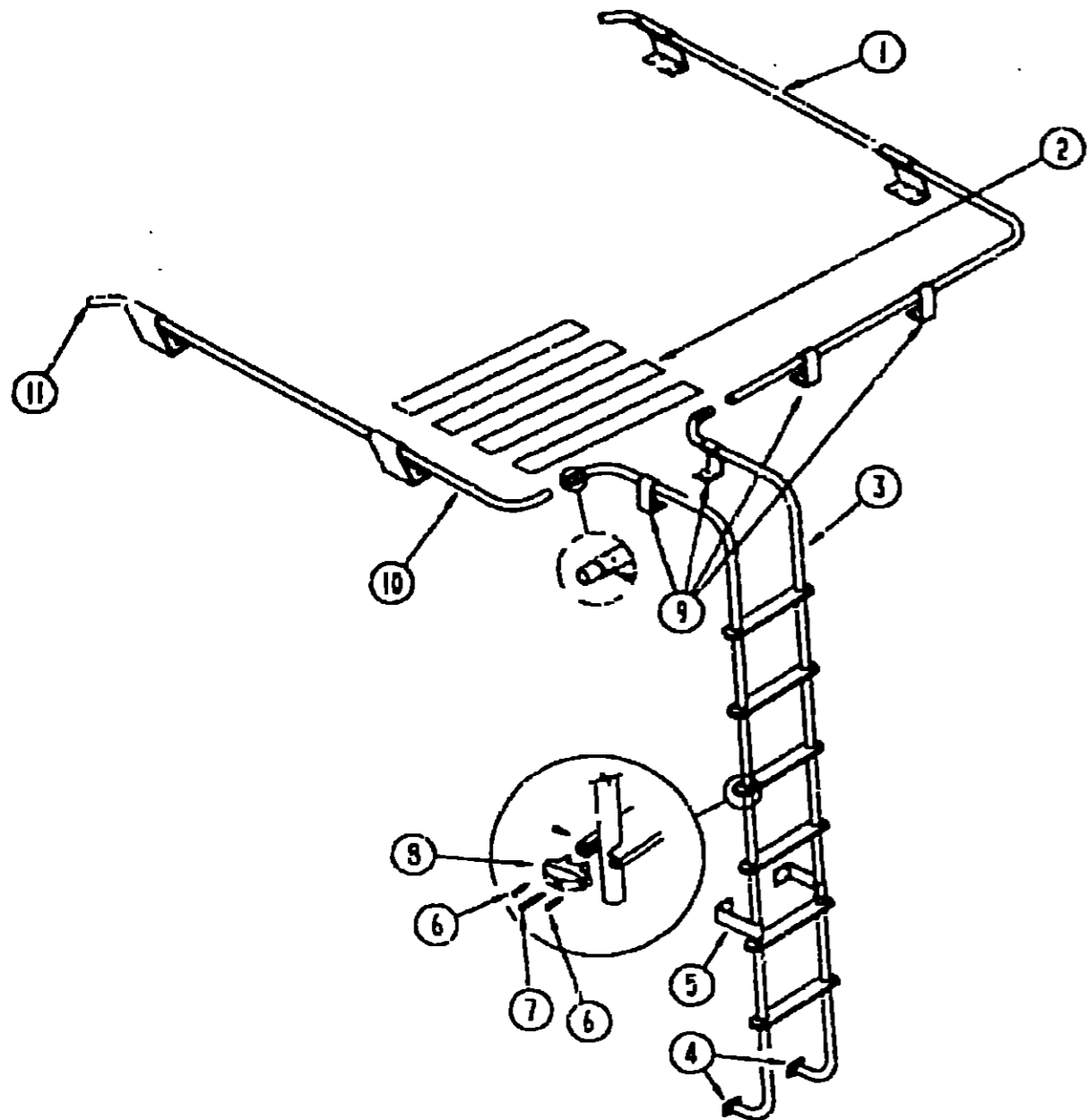
**1993 ITASCA**  
**TABLE OF CONTENTS**

INTRODUCTION	A-01 -	A-02
ABBREVIATIONS		A-03
ALPHABETICAL INDEX	A-04 -	A-06
ICF27RC	A-07 -	F-02
ICF27RQ	F-03 -	J-16

**1993 ICF27RC INDEX**

FLOOR PLAN	A-07 -	A-09
ACCESSORIES		A-09
AUDIO VIDEO	A-10 -	A-12
BATH	A-13 -	A-14
BEDROOM	A-15 -	A-16
CHASSIS	A-17 -	B-04
CURTAIN & CUSHION	B-05 -	B-14
DINETTE	B-15 -	B-16
DRIVERS COMPARTMENT	B-17 -	B-21
ELECTRICAL	B-22 -	C-04
EXTERIOR BODY	C-05 -	C-12
GALLEY	C-13 -	C-17
GENERATOR	C-18 -	C-19
HEATING & A/C	C-20 -	D-02
INTERIOR FINISH	D-03 -	D-06
LABELS	D-07 -	D-15
LP		D-16
LOUNGE	D-17 -	D-18
SEALANTS & FASTENERS	D-19 -	D-22
WATER & SEWAGE	D-23 -	E-06
WINDOW, VENT AND		
EXTERIOR DGOR	E-07 -	E-24
WINDSHIELD/WIPER	F-01 -	F-02

**EXTERIOR BODY GROUP (CONTINUED)**

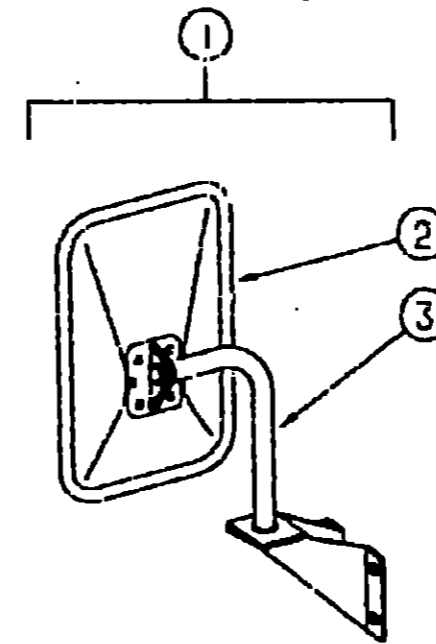


**LADDER & LUGGAGE RACK**

KEY	PART NUMBER	U/M DESCRIPTION
1	107438-05-C07	EA RACK ASM-PASSENGER SIDE
2	038327-02-000	EA TAPE-ANTI SLIP, 2' X 60" - W/ADHESIVE
3	102953-01-C05	EA LADDER ASM, STRAIGHT
4	067165-01-000	EA MOUNTING BRACKET-LADDER, LOWER
5	NOT AVAILABLE	EA STANDOFF-LADDER, BRIGHT DIPPED - LOWER
6	000G39-06-10T	EA SCREW-SF/DR. 6-20 X 5/8 PPH - BLACK
7	000G68-10-36T	EA SCREW - 10-12 X 2.25 POH - BLACK
7	000G67-10-36T	EA SCREW - 10-12 X 2.25 PPH - BLACK
8	076980-02-000	EA END CAP-STEP, BLACK
9	NOT AVAILABLE	EA STANDOFF-RACK & LADDER, BRIGHT DIPPED
10	107438-06-C07	EA RACK ASM-DRIVER SIDE
11	081114-01-000	EA PLUG-ROUND, RACK & LADDER ENDS - PLASTIC - 1" DIA.

FROM: 00-03-00 THRU: 12-14-92  
FROM: 12-15-92 THRU: 99-99-93

**EXTERIOR BODY GROUP (CONTINUED)**



**EXTERIOR MIRROR**

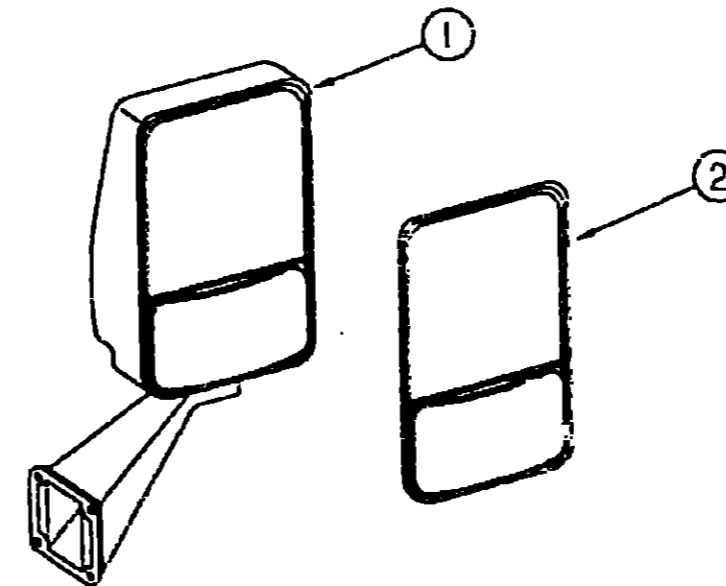
KEY	PART NUMBER	U/M DESCRIPTION
1	105076-01-702	EA MIRROR ASM-LOW MOUNT, DRIVER OR PASSENGER SIDE - VELVAC 713195
2	105076-01-703	EA MIRROR HEAD ONLY-FLAT BLACK, VELVAC 709275-8
	049347-01-700	EA GLASS ONLY-EXTERIOR MIRROR, 7.5" X 10.5" - VELVAC 702081
3	105076-01-704	EA ARM - Q780521-9
	105439-01-000	EA MIRROR-CONVEX, STICK-ON - VELVAC 723065-6

**1993 ITASCA  
TABLE OF CONTENTS**

INTRODUCTION	A-01 -	A-02
ABBREVIATIONS		A-03
ALPHABETICAL INDEX	A-04 -	A-06
ICF27HC	A-07 -	F-02
ICF27RO	F-03 -	J-16

**1993 ICF27HC INDEX**

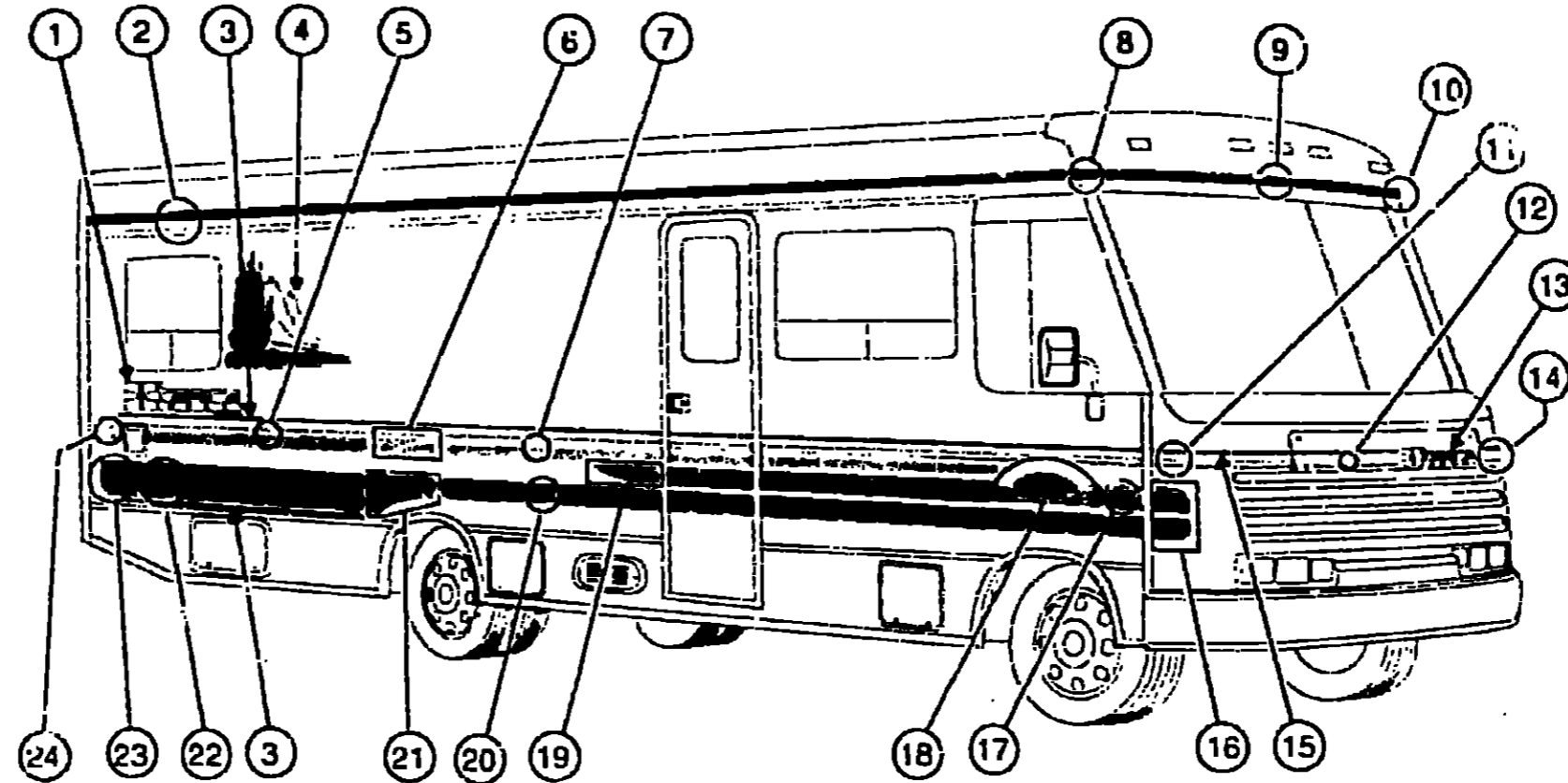
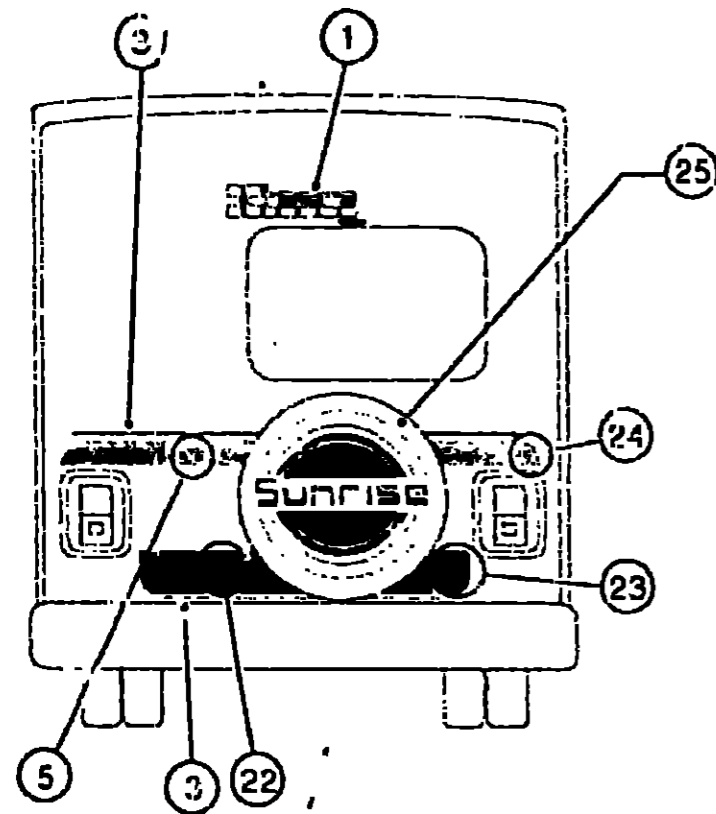
FLOOR PLAN	A-07 -	A-08
ACCESSORIES		A-09
AUDIO VIDEO	A-10 -	A-12
BATH	A-13 -	A-14
BEDROOM	A-15 -	A-16
CHASSIS	A-17 -	B-04
CURTAIN & CUSHION	B-05 -	B-14
DINETTE	B-15 -	B-16
DRIVERS COMPARTMENT	B-17 -	B-21
ELECTRICAL	B-22 -	C-04
EXTERIOR BODY	C-05 -	C-12
GALLEY	C-13 -	C-17
GENERATOR	C-18 -	C-19
HEATING & A/C	C-20 -	D-02
INTERIOR FINISH	D-03 -	D-06
LABELS	D-07 -	D-15
LP		D-16
LOUNGE	D-17 -	D-18
SEALANTS & FASTENERS	D-19 -	D-22
WATER & SEWAGE	D-23 -	E-06
WINDOW, VENT AND		
EXTERIOR DOOR	E-07 -	E-24
WINDSHIELD WIPER	F-01 -	F-02



**OPTIONAL EXTERIOR MIRRORS**

KEY	PART NUMBER	U/M DESCRIPTION
1	106015-09-01A	EA MIRROR ASM-PASSENGER SIDE, VELVAC 713126 BLACK
1	106015-10-01A	EA MIRROR ASM-DRIVER SIDE, VELVAC 713125 BLACK
2	106015-01-703	EA KIT-BEZEL & MIRRORS, PASSENGER SIDE
2	106015-02-702	EA KIT-BEZEL & MIRRORS, DRIVER SIDE

**EXTERIOR BODY GROUP (CONTINUED)**  
DECALS & FILM STRIPES



**1993 ITASCA  
TABLE OF CONTENTS**

INTRODUCTION	A-01 -	A-02
ABBREVIATIONS		A-03
ALPHABETICAL INDEX	A-04 -	A-06
ICF27RC	A-07 -	F-02
ICF27RD	F-03 -	J-16

KEY	PART NUMBER	U/M DESCRIPTION
1	078692-20-000	EA DECAL-LOGO, ITASCA - 6.5' TALL - TURQUOISE
2	093689-14-01A	FT FILM-MULTISTRIPE, 4 STRIPES - 141 MM BAY TURQUOISE/TURQUOISE/OCEAN SPRAY
3	093681-24-02A	FT FILM-SINGLE STRIPE, 13 MM - OCEAN SPRAY
4	106854-01-01A	EA DECAL-MOUNTAIN SCENE, PASSENGER SIDE TURQUOISE/BAY TURQUOISE/OCEAN SPRAY
4	106954-02-01A	EA DECAL-MOUNTAIN SCENE, DRIVER SIDE TURQUOISE/BAY TURQUOISE/OCEAN SPRAY
5	094433-03-01A	FT FILM-OVERLAY, 5 STRIPES - 114 MM - TURQUOISE/BAY TURQUOISE
6	104052-01-01A	EA DECAL-RADIUS, UPPER - PASSENGER SIDE - TURQUOISE/BAY TURQUOISE
	104052-02-01A	EA DECAL-RADIUS, UPPER - DRIVER SIDE - TURQUOISE/BAY TURQUOISE
7	094434-02-01A	FT FILM-OVERLAY, 6 STRIPES - 114 MM - TURQUOISE/BAY TURQUOISE
8	104094-01-02A	EA DECAL-FRONT UPPER CORNER, PASSENGER SIDE - BAY TURQUOISE
9	104095-01-02A	EA DECAL-FRONT UPPER CORNER, DRIVER SIDE - BAY TURQUOISE
10	104094-02-02A	EA DECAL-FRONT UPPER CORNER, DRIVER SIDE - BAY TURQUOISE
	106149-01-01A	FT DECAL-VINYL STRIPING - 2" - GRILLE AREA
11	104773-01-01A	EA DECAL-FRONT LOWER CORNER - PASSENGER SIDE OCEAN SPRAY/TURQUOISE/BAY TURQUOISE
12	094433-07-01A	FT FILM-OVERLAY, 5 STRIPES - 46 MM - TURQUOISE/BAY TURQUOISE
13	093789-02-04A	EA DECAL-LOGO, ITASCA - TURQUOISE

KEY	PART NUMBER	U/M DESCRIPTION
14	104773-02-01A	EA DECAL-FRONT LOWER CORNER - DRIVER SIDE OCEAN SPRAY/TURQUOISE/BAY TURQUOISE
15	093581-33-01A	FT FILM-SINGLE STRIPE, 15 MM - OCEAN SPRAY
16	104772-01-01A	EA DECAL-END CAP, FRONT - PASSENGER SIDE - TURQUOISE/BAY TURQUOISE
	104772-02-01A	EA DECAL-END CAP, FRONT - DRIVER SIDE - TURQUOISE/BAY TURQUOISE
17	094422-02-01A	FT FILM-OVERLAY, 2 STRIPES - 98 MM - TURQUOISE
18	104049-01-01A	EA DECAL-SUNRISE W/RAINBOW
19	104051-01-01A	EA DECAL-TRANSITION, PASSENGER SIDE - TURQUOISE
	104051-02-01A	EA DECAL-TRANSITION, DRIVER SIDE - TURQUOISE
20	094433-04-01A	FT FILM-OVERLAY, 5 STRIPES - 121 MM - TURQUOISE/BAY TURQUOISE
21	104053-01-01A	EA DECAL-RADIUS, PASSENGER SIDE - TURQUOISE/BAY TURQUOISE
	104053-02-01A	EA DECAL-RADIUS, DRIVER SIDE - TURQUOISE/BAY TURQUOISE
22	094433-05-01A	FT FILM-OVERLAY, 5 STRIPES - 216 MM - TURQUOISE/BAY TURQUOISE
23	104055-01-01A	EA DECAL-END CAP, REAR - LARGE - TURQUOISE/BAY TURQUOISE
24	104054-01-01A	EA DECAL-END CAP, REAR - SMALL - TURQUOISE/BAY TURQUOISE
25	103707-01-01A	EA DECAL-COVER, SPARE TIRE
	094075-01-000	EA DECAL-"BY WINNEBAGO INDUSTRIES", BLACK

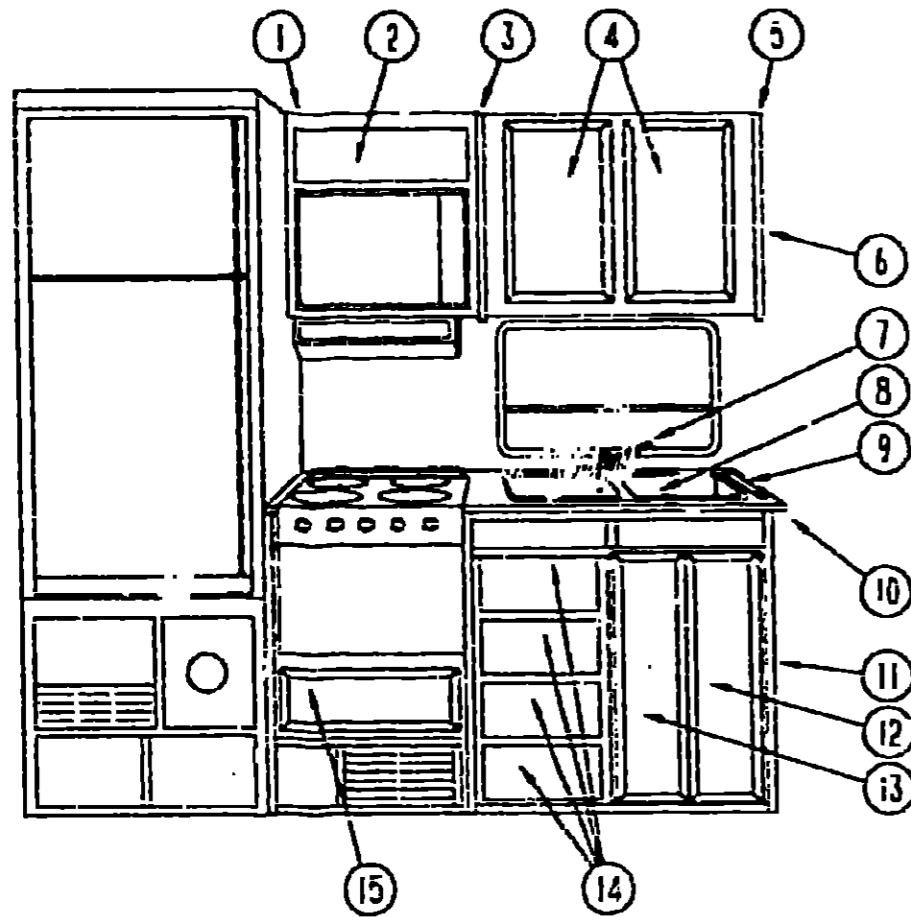
**DUPONT COLOR CODES**

TURQUOISE	#G9835
OCEAN SPRAY	#G9836
BAY TURQUOISE	#G9837
ASH GRAY	#G9707

**1993 ICF27RC INDEX**

FLOOR PLAN	A-07 -	A-08
ACCESSORIES		A-09
AUDIO VIDEO	A-10 -	A-12
BATH	A-13 -	A-14
BEDROOM	A-15 -	A-16
CHASSIS	B-17 -	B-04
CURTAIN & CUSHION	B-05 -	B-14
DINETTE	B-15 -	B-16
DRIVERS COMPARTMENT	B-17 -	B-21
ELECTRICAL	B-22 -	C-04
EXTERIOR BODY	C-05 -	C-12
GALLEY	C-13 -	C-17
GENERATOR	C-18 -	C-19
HEATING & A/C	C-20 -	D-02
INTERIOR FINISH	D-03 -	D-06
LABELS	D-07 -	D-15
LP		D-16
LOUNGE	D-17 -	D-18
SEALANTS & FASTENERS	D-19 -	D-22
WATER & SEWAGE	D-23 -	E-06
WINDOW, VENT AND		
EXTERIOR DOOR	E-07 -	E-24
WINDSHIELD/WIPER	F-01 -	F-02

**GALLEY GROUP  
GALLEY CABINETRY**



KEY	PART NUMBER	U/M	DESCRIPTION
1	M05019-42-D32	EA	CABINET-OVERHEAD, W/O DOOR
2	P00520-B2-D32	EA	DOOR-CABINET, W/O HARDWARE - 7.1" X 21.8"
3	081320-16-B03	EA	CAP-END, OVERHEAD - FRONT
4	P04746-07-D32	EA	DOOR-CABINET, W/O HARDWARE - 365 MM X 555 MM
5	103276-01-C05	EA	CABINET-OVERHEAD, W/O DOORS
6	081320-17-B03	EA	CAP-END, OVERHEAD - FRONT
7	103243-01-000	EA	FAUCET-GALLEY, DUAL CONTROL - 5"
8	104113-01-000	EA	SINK-DOUBLE, SST
	092303-01-000	EA	STRAINER-SINK
	103510-01-D32	EA	COVER-SINK
9	098335-02-D24	EA	RAIL-GALLEY, 22.2" LONG
10	102824-13-D32	EA	COUNTERTOP-GALLEY CABINET
11	M03967-05-D32	EA	CABINET-GALLEY, W/COUNTERTOP - W/O DOORS OR DRAWERS
12	P04746-11-D32	EA	DOOR-CABINET, W/O HARDWARE - 230 MM X 675 MM
13	P04746-12-D32	EA	DOOR-CABINET, W/O HARDWARE - 230 MM X 675 MM
14	P07104-94-D32	EA	DRAWER-CABINET, W/O HARDWARE - 6.1" X 12" FACE SIZE
15	P07104 A2-D32	EA	DRAWER-CABINET, W/O HARDWARE - 180 MM X 558 MM FACE SIZE
	103445-01-01A	EA	HOLDER-PAPER TOWEL - PLASTIC - ALMOND
	090329-01-000	FT	SEAL-T, REFRIGERATOR CABINET - .6" WIDE TOP X 2" TAIL
	009380-01-000	EA	GROMMET-RUBBER, 5/8" HOLE X 1 1/2" DIAMETER - BLACK

**1993 ITASCA  
TABLE OF CONTENTS**

INTRODUCTION	A-01 -	A-02
ABBREVIATIONS		A-03
ALPHABETICAL INDEX	A-04 -	A-06
ICF27RC	A-07 -	F-02
ICF27RO	F-03 -	J-16

**1993 ICF27RC INDEX**

FLOOR PLAN	A-07 -	A-08
ACCESSORIES		A-09
AUDIO VIDEO	A-10 -	A-12
BATH	A-13 -	A-14
BEDROOM	A-15 -	A-16
CHASSIS	A-17 -	B-04
CURTAIN & CUSHION	B-05 -	B-04
DINETTE	B-15 -	B-16
DRIVERS COMPARTMENT	B-17 -	B-21
ELECTRICAL	B-22 -	C-04
EXTERIOR BODY	C-05 -	C-12
GALLEY	C-13 -	C-17
GENERATOR	C-18 -	C-19
HEATING & A/C	C-20 -	D-02
INTERIOR FINISH	D-03 -	D-06
LABELS	D-07 -	D-15
LP		D-16
LOUNGE	D-17 -	D-18
SEALANTS & FASTENERS	D-19 -	D-22
WATER & SEWAGE	D-23 -	E-06
WINDOW, VENT AND		
EXTERIOR DOOR	E-07 -	E-24
WINDSHIELD WIPER	F-01 -	F-02

**GALLEY GROUP (CONTINUED)**  
RANGE HOOD - CANADIAN

KEY	PART NUMBER	U/M DESCRIPTION
	100258-17-01A	EA HOOD-RANGE, W/O MONITOR PANEL - VENTLINE - CANADIAN
	090973-01-700	EA MOTOR - LVS CA508-1
	090973-01-702	EA BLADE-FAN, LVS VA183-1
	092696-01-709	EA BULB - 912, VENTLINE VA415
	092696-01-710	EA SOCKET-LIGHT, VENTLINE CB267-2
	096983-01-700	EA SWITCH-ON/OFF, VENTLINE 108
	096983-01-702	EA SWITCH-TWO WAY MOMENTARY, VENTLINE 112
	096983-01-707	EA FILTER-GREASE, 8" X 6" - LVS CC246
	092696-02-701	EA LENS-LAMP, VENTLINE CC179
	100258-01-700	EA HOOD-NOSE LABEL, CC428
	100258-10-01A	EA METER-HOUR, VENTLINE 150

**RANGE HOODS - U.S.**

KEY	PART NUMBER	U/M DESCRIPTION
	100258-18-01A	EA HOOD-RANGE, W/O MONITOR PANEL - VENTLINE - US TP5007HAD GENERATOR OPTIONS
	090973-01-700	EA MOTOR - LVS CA508-1
	090973-01-702	EA BLADE-FAN, LVS VA183-1
	092696-01-709	EA BULB - 912, VENTLINE VA415
	092696-01-710	EA SOCKET-LIGHT, VENTLINE CB267-2
	096983-01-700	EA SWITCH-ON/OFF, VENTLINE 108
	096983-01-702	EA SWITCH-TWO WAY MOMENTARY, VENTLINE 112
	096983-01-707	EA FILTER-GREASE, 8" X 8" - LVS CC246
	092696-02-701	EA LENS-LAMP, VENTLINE CC179
	100258-01-700	EA HOOD-NOSE LABEL, CC428
	100258-10-01A	EA METER-HOUR, VENTLINE 150
	100258-16-01A	EA HOOD-RANGE, W/O MONITOR PANEL - VENTLINE - US TC5500SNAD - STANDARD
	090973-01-700	EA MOTOR - LVS CA508-1
	090973-01-702	EA BLADE-FAN, LVS VA183-1
	092696-01-709	EA BULB - 912, VENTLINE VA415
	092696-01-710	EA SOCKET-LIGHT, VENTLINE CB267-2
	096983-01-700	EA SWITCH-ON/OFF, VENTLINE 108
	096983-01-702	EA SWITCH-TWO WAY MOMENTARY, VENTLINE 112
	096983-01-707	EA FILTER-GREASE, 8" X 8" - LVS CC246
	092696-02-701	EA LENS-LAMP, VENTLINE CC179
	100258-01-700	EA HOOD-NOSE LABEL, CC428

**MONITOR PANEL**

KEY	PART NUMBER	U/M DESCRIPTION
	102765-04-01A	EA PANEL-MONITOR, W/PLUG - FOR 2 TANKS & WATER HEATER - LVS
	075470-01-703	EA SWITCH-ON/MOMENTARY, JENSEN AND VENTLINE
	096983-01-700	EA SWITCH-ON/OFF, VENTLINE 108
	102765-04-700	EA CIRCUIT BOARD, LVS 5076-11

**MICROWAVE OVEN**

KEY	PART NUMBER	U/M DESCRIPTION
	091269-04-000	EA OVEN-MICROWAVE, MAGIC CHEF - MODEL M15-B FROM: 00-00-00 THRU: 07-19-92
	091269-06-000	EA OVEN-MICROWAVE, MAGIC CHEF - MODEL DM15-5B FROM: 07-20-92 THRU: 99-99-99
	094745-01-01A	EA TRIM-MICROWAVE, LOWER - BLACK
	094774-03-01A	EA TRIM-MICROWAVE, EITHER SIDE - 1.5" X 14.8" - METAL - BLACK
	094750-01-000	EA BRACKET-MICROWAVE, 90 DEGREE - STEEL
	099916-03-01A	EA BRACE-MICROWAVE CABINET, LEFT - 9 4" X 7.5" - STEEL
	099916-04-01A	EA BRACE-MICROWAVE CABINET, RIGHT - 9 4" X 7 5" - STEEL

**GALLEY GROUP (CONTINUED)**  
REFRIGERATOR & LEVEL

KEY	PART NUMBER	U/M DESCRIPTION
	104136-05-01A	EA REFRIGERATOR-DOUBLE DOOR, 2-WAY - NORCOLD 6162 LH BL
	075217-01-734	EA FUSE - 3 AMP, NORCOLD 61538822
	075217-01-738	EA SWITCH-HUMIDITY, NORCOLD 61525922
	084880-03-700	EA COOLING UNIT - HORIZONTAL BURNER, NORCOLD 61687237
	084880-01-705	EA ORIFICE - NORCOLD 614522
	084880-01-713	EA CONNECTOR-MALE, INLET FITTING - NORCOLD 615226
	084880-01-718	EA VALVE-GAS, NORCOLD 61551822
	084880-01-720	EA SPRING-DOOR HANDLE, NORCOLD 61558822
	084880-01-722	EA CRISPER COVER - NORCOLD 615641
	084880-01-726	EA HINGE BRACKET (CENTER HINGE), NORCOLD 61566523
	084880-01-731	EA HINGE PIN, NORCOLD 61578123
	084880-01-732	EA LATCH, NORCOLD 61578522
	084880-01-734	EA BRACKET-HINGE, TOP RH - BOTTOM LH - BROWN NORCOLD 61580337
	084880-01-735	EA HINGE BRACKET, TOP LH-BOTTOM RH BROWN - NORCOLD 61580937
	084880-01-739	EA END CAP (SPRING CATCH) BROWN - NORCOLD 61593722
	084880-01-740	EA END CAP (STOP CATCH) - NORCOLD 61593630
	084880-01-745	EA CABLE, NORCOLD 61571522
	084880-01-747	EA PLUG-HOLE, NORCOLD 61582022
	084880-01-749	EA HINGE BUSHING - NORCOLD 615007
	084880-01-753	EA THERMISTER 78" - NORCOLD 61693822
	084880-01-760	EA CLIP (THERMISTER) - NORCOLD 61669122
	084880-01-761	EA END CAP (SPRING CATCH) BLACK - NORCOLD 61593730
	084880-02-700	EA LOWER FLANGE 8653 & 8623, NORCOLD 61622123
	084880-03-702	EA HINGE PIN TOP/BOTTOM FEMALE - NORCOLD 61580630
	084880-03-705	EA BRACKET F/INTERIOR REFRIGERATOR LIGHT - NORCOLD 61629722
	084880-03-706	EA LAMP (BULB) - NORCOLD 61628922
	084880-03-707	EA COVER F/LAMP OR BULB - NORCOLD 61627922
	088248-01-706	EA BURNER-HORIZONTAL, NORCOLD 61588122
	088248-01-707	EA ELECTRODE-SENSOR, (HORIZONTAL), NORCOLD 61573322
	088248-01-709	EA HEATER-AC, (HORIZONTAL) - NORCOLD 615627
	088248-01-710	EA HEATER-DC, (HORIZONTAL) - 3 WAY - NORCOLD 615628
	094038-01-700	EA GASKET-LOWER, GRAY - NORCOLD 61567930
	094038-01-701	EA LINER-DOOR, LOWER - BROWN/WHITE - NORCOLD 61591937-B
	094038-01-702	EA LINER-DOOR, LOWER - BLACK/WHITE - NORCOLD 61591938-B
	094038-01-703	EA HANDLE-DOOR, LOWER - BROWN - NORCOLD 61650137
	094039-01-704	EA HANDLE-DOOR, LOWER - BLACK - NORCOLD 61650138
	094039-01-702	EA GASKET (GRAY) UPPER - NORCOLD 61567830
	094039-01-703	EA PLATE-HINGE, LH - BROWN - NORCOLD 61631422
	094039-01-704	EA PLATE-HINGE, BLACK - NORCOLD 61631430
	094039-01-706	EA UPPER DOOR LINER (WHITE) BLACK - NORCOLD 61581838-B
	094039-01-708	EA HANDLE-DOOR, UPPER - BLACK - NORCOLD 61650039
	094039-01-709	EA PLATE-HINGE, TOP RH - LH BOTTOM - BROWN - NORCOLD 61631322
	094039-01-710	EA PLATE-HINGE, BLACK - NORCOLD 61631330
	094039-01-722	EA HOLE PLUG, (BLACK) HINGE HOLES - NORCOLD 61582030
	094039-01-723	EA HINGE BRACKET, TOP RH-BOTTOM LH BLACK - NORCOLD 61530838
	094039-01-724	EA BRACKET-HINGE, TOP LH - BOTTOM RH - BLACK - NORCOLD 61550936
	094039-01-725	EA HINGE PIN, (BLACK) (MALE) - NORCOLD 61578130
	094039-01-726	EA SHELF-FREEZER EVAPORATOR, NORCOLD 615236
	094039-01-730	EA HINGE PIN SHAFT, (BLACK) CENTER HINGE - NORCOLD 61566730
	094039-01-732	EA FRONT COVER, (BLACK) BOTTOM TRIM - NORCOLD 61622130
	094039-01-733	EA WIRE SHELF, (MIDDLE) - NORCOLD 61563822
	094039-01-734	EA WIRE SHELF, (TOP) W/RISE - NORCOLD 61563722
	094039-01-735	EA INSIDE DRIP TRAY, (WHITE) - NORCOLD 61572830
	094039-01-736	EA SWITCH-LIGHT, BLACK - NORCOLD 615910
	094039-01-739	EA SHELF, (CUTOUT) - NORCOLD 61646722

**1993 ITASCA  
TABLE OF CONTENTS**

INTRODUCTION	A-01	A-02
ABBREVIATIONS		A-03
ALPHABETICAL INDEX	A-04	A-06
ICF27RC	A-07	F-02
ICF27RO	F-03	J-16

**1993 ICF27RC INDEX**

FLOOR PLAN	A-07	A-09
ACCESSORIES		A-09
AUDIO VIDEO	A-10	A-12
BATH	A-13	A-14
BEDROOM	A-15	A-16
CHASSIS	A-17	B-04
CURTAIN & CUSHION	B-05	B-14
DINETTE	B-15	B-16
DRIVERS COMPARTMENT	B-17	B-21
ELECTRICAL	B-22	C-04
EXTERIOR BODY	C-05	C-12
GALLEY	C-13	C-17
GENERATOR	C-18	C-19
HEATING & A/C	C-20	D-02
INTERIOR FINISH	D-03	D-06
LABELS	D-07	D-15
LP		D-16
LOUNGE	D-17	D-18
SEALANTS & FASTENERS	D-19	D-22
WATER & SEWAGE	D-23	E-06
WINDOW, VENT AND EXTERIOR DOOR	E-07	E-24
WINDSHIELD/WIPER	F-01	F-02

**GALLEY GROUP (CONTINUED)**  
**REFRIGERATOR & LEVEL (CONTINUED)**

KEY	PART NUMBER	U/M DESCRIPTION
	094039-04-700	EA PRINTED CIRCUIT BOARD - 2 WAY, NORCOLD 61647322
	094039-04-701	EA EYEBROW, (SHELL) 2 WAY - NORCOLD 61669822
	094039-04-702	EA POWER SUPPLY, (2 WAY) - NORCOLD 61647422
	104137-02-700	EA MODULE-CONTROL, CHANNEL - NORCOLD 61717037
	104137-06-700	EA EYEBROW SHELL, (2-WAY) - NORCOLD 61726622
	104137-06-702	EA HACK-JUICE, (WHITE) - NORCOLD 61580525
	104137-06-703	EA BIN-DOOR SHELF, (WHITE) - NORCOLD 61564025
	104137-06-706	EA WIRE SHELF, (SHORT) - NORCOLD 61718222
	104137-06-707	EA CRISPER, (WHITE) - NORCOLD 61571225
	104137-06-709	EA VALVE, SHUT-OFF-MANUAL ASM - NORCOLD 61694922
	104137-06-710	EA PRESSURE TAP - NORCOLD 61594422
	104137-06-711	EA FUSE, 5 AMP - NORCOLD 61611622
	104137-06-712	EA FITTING-GAS TUBE CONNECTION - NORCOLD 61692722
	104137-06-713	EA ORFICE GASKET - NORCOLD 61475122
	104137-06-714	EA BURNER ASSEMBLY, (5-SLOT) - NORCOLD 61705222
	104137-06-715	EA SPARK/SENSE ELECTRODE, (SINGLE) - NORCOLD 61692222
	104138-04-701	EA FOAMED CABINET ASSEMBLY-BLACK W/WHITE - NORCOLD 61725033
	065225-02-000	EA PLATE-TIEDOWN, REFRIGERATOR
	054450-01-000	EA LEVEL-REFRIGERATOR

**RANGE**

KEY	PART NUMBER	U/M DESCRIPTION
	102022-01-02A	EA RANGE - 16", 4 BURNER - MAGIC CHEF BT16RA-4Z
	055282-03-705	EA TRIM-CABINET, LEFT - BLACK - MAGIC CHEF 3608F011-70
	055282-03-707	EA TRIM-CABINET, RIGHT - BLACK - MAGIC CHEF 3608F012-70
	098507-02-701	EA INSERT-BURNER (SLOTTED VENT), MAGIC CHEF 7214P015-60
	102020-01-700	EA SHELF-OVEN, MAGIC CHEF - 7801-P027-60
	102020-01-701	EA HANDLE-DOOR, MAGIC CHEF - 7701P022-60
	102020-01-702	EA PANEL-MANIFOLD, MAGIC CHEF 2616F080-70
	102020-01-704	EA PANEL-DOOR, BLACK - MAGIC CHEF - 2401F075-70
	102020-01-708	EA BURNER ASSEMBLY-OVEN, MAGIC CHEF 3403W003-45
	102020-01-711	EA GRATE-TOP, MAGIC CHEF 7518P012-60
	102020-01-712	EA KNOB-BURNER VALVE, MAGIC CHEF 7733P044-60
	102020-01-713	EA KNOB-THERMOSTAT, MAGIC CHEF 7731P042-60
	102020-01-714	EA PILOT-OVEN, MAGIC CHEF 968-143
	102020-01-715	EA PIPE-MANIFOLD, MAGIC CHEF 7513P095-60
	102020-01-717	EA THERMOSTAT, MAGIC CHEF 7515P024-60
	102020-01-718	EA TOP-MAIN, ALMOND - MAGIC CHEF 2001F055-84
	102020-01-720	EA VALVE-MERCURY CONTROL, MAGIC CHEF 7501P056-60
	102020-01-722	EA VALVE-TOP BURNER, MAGIC CHEF 7502P035-60
	102020-01-723	EA PILOT-BURNER, MAGIC CHEF 7505P147-60
	102020-01-724	EA BUMPER-MAIN TOP, MAGIC CHEF 6003P008-60
	102022-01-702	EA PIPE-MANIFOLD, MAGIC CHEF 7513P036-60
	102022-01-703	EA REGULATOR-PRESSURE, MAGIC CHEF 7510P031-60
	102022-01-706	EA TRIM-LEFT, FLAT - MAGIC CHEF 3608W022-70
	102022-01-707	EA TRIM-RIGHT, FLAT - MAGIC CHEF 3608W023-70
	105458-01-000	EA BRACKET-TIEDOWN, STOVE - RIGHT
	105458-02-000	EA BRACKET-TIEDOWN, STOVE - LEFT

**GENERATOR GROUP**  
**4000 WATT LP ONAN EMERALD PLUS - EXPORT**

KEY	PART NUMBER	U/M DESCRIPTION
	100974-01-000	EA GENERATOR - 4000 WATT EMERALD PLUS - ONAN BGE-FN/29236G
	007067-01-000	SF INSULATION-FIBERGLASS, 1" THICK X 4" - INCREMENTS OF 4 SF
	007125-01-000	EA CLAMP-MUFFLER, 1.5" DIA
	007125-03-000	EA CLAMP-MUFFLER, 1.5" DIA
	007125-04-000	EA CLAMP-MUFFLER, 1.1" DIA
	007131-01-000	EA HANGER-TAILPIPE, 6 SLOTS
	079654-05-000	EA PIPE-EXHAUST, ANGLED - W/FLANGE - 2" ID - ONAN# 154-2539
	082272-01-000	EA MUFFLER-GENERATOR
	093511-01-000	EA VAPOR KIT-LP, GENERATOR
	094059-01-000	EA SPACER-GENERATOR, ONAN
	105732-02-000	EA TRAY ASM-GENERATOR
	105958-03-000	EA PIPE-EXHAUST, GENERATOR

**4000 WATT EMERALD PLUS EXPORT**

KEY	PART NUMBER	U/M DESCRIPTION
	100974-04-000	EA GENERATOR - 4000 WATT EMERALD PLUS - ONAN BGE-FN/29236G
	007125-03-000	EA CLAMP-MUFFLER - 1.5" DIA
	007125-04-000	EA CLAMP-MUFFLER, 1.1" DIA
	007131-01-000	EA HANGER-TAILPIPE, 6 SLOTS
	079654-05-000	EA PIPE-EXHAUST, ANGLED - W/FLANGE - 2" ID - ONAN# 154-2539
	082272-01-000	EA MUFFLER-GENERATOR
	094059-01-000	EA SPACER-GENERATOR, ONAN
	105732-02-000	EA TRAY ASM-GENERATOR
	105958-03-000	EA PIPE-EXHAUST, GENERATOR
	007067-01-000	SF INSULATION-FIBERGLASS, 1" THICK X 4" - INCREMENTS OF 4 SF

**4000 WATT KOHLER LOW PROFILE**

KEY	PART NUMBER	U/M DESCRIPTION
	105523-01-000	EA GENERATOR - 4000 W. LOW PROFILE - KOHLER 4CKM21
	007067-01-000	SF INSULATION-FIBERGLASS, 1" THICK X 4" - INCREMENTS OF 4 SF
	007125-03-000	EA CLAMP-MUFFLER, 1.5" DIA
	007125-04-000	EA CLAMP-MUFFLER, 1.1" DIA
	105525-01-000	EA ARRESTER-SPARK, KOHLER 275621
	105527-01-000	EA PIPE-EXHAUST ADAPTER, KOHLER 278524
	105530-01-000	EA MUFFLER-SIDE EXHAUST W/O SPARK KOHLER 278733
	105603-01-000	EA GASKET-EXHAUST, KOHLER-278320
	105732-02-000	EA TRAY ASM-GENERATOR
	105958-03-000	EA PIPE-EXHAUST, GENERATOR

**4000 WATT ONAN EMERALD PLUS**

KEY	PART NUMBER	U/M DESCRIPTION
	100974-01-000	EA GENERATOR - 4000 WATT EMERALD PLUS, ONAN BGE-FA/26100G
	007067-01-000	SF INSULATION-FIBERGLASS, 1" THICK X 4" - INCREMENTS OF 4 SF
	007125-04-000	EA CLAMP-MUFFLER, 1.1" DIA
	079654-05-000	EA PIPE-EXHAUST, ANGLED - W/FLANGE - 2" ID - ONAN# 154-2539
	082272-01-000	EA MUFFLER-GENERATOR
	094059-01-000	EA SPACER-GENERATOR, ONAN
	105732-02-000	EA TRAY ASM-GENERATOR
	105958-03-000	EA PIPE-EXHAUST, GENERATOR

**1993 ITASCA**  
**TABLE OF CONTENTS**

INTRODUCTION	A-01	-	A-02
ABBREVIATIONS			A-03
ALPHABETICAL INDEX	A-04	-	A-06
ICF27RC	A-07	-	F-03
ICF27RO	F-03	-	J-16

**1993 ICF27RC INDEX**

FLOOR PLAN	A-07	-	A-08
ACCESSORIES			A-09
AUDIO VIDEO	A-10	-	A-12
BATH	A-13	-	A-14
BEDROOM	A-15	-	A-16
CHASSIS	A-17	-	B-04
CURTAIN & CUSHION	B-05	-	B-14
DINETTE	B-15	-	B-16
DRIVERS COMPARTMENT	B-17	-	B-21
ELECTRICAL	S-22	-	C-04
EXTERIOR BODY	C-05	-	C-12
GALLEY	C-13	-	C-17
GENERATOR	C-18	-	C-19
HEATING & A.C	C-20	-	D-02
INTERIOR FINISH	D-03	-	D-06
LABELS	D-07	-	D-15
LP			D-16
LOUNGE	D-17	-	D-18
SEALANTS & FASTENERS	D-19	-	D-22
WATER & SEWAGE	D-23	-	E-06
WINDOW, VENT AND			
EXTERIOR DOOR	E-07	-	E-24
WINDSHIELD WIPER	F-01	-	F-02

**GENERATOR GROUP (CONTINUED)**  
5000 WATT ONAN EMERALD PLUS

KEY	PART NUMBER	U/M DESCRIPTION
	109303-01-000	EA GENERATOR - 5000 W EMERALD PLUS, ONAN
	007067-01-000	SF INSULATION-FIBERGLASS, 1" THICK X 4' - INCREMENTS OF 4 SF
	007125-04-000	EA CLAMP-MUFFLER, 1.1" DIA
	079654-05-000	EA PIPE-EXHAUST, ANGLED - W/FLANGE - 2" ID - ONAN# 154-2539
	082272-01-000	EA MUFFLER-GENERATOR
	094059-01-000	EA SPACER-GENERATOR, ONAN
	105732-02-000	EA TRAY ASM-GENERATOR
	105958-03-000	EA PIPE-EXHAUST, GENERATOR

**HEATING & A/C CONDITIONING GROUP**  
30,000 BTU SUBURBAN FURNACE & WALL THERMOSTAT

KEY	PART NUMBER	U/M DESCRIPTION
	098668-05-000	EA FURNACE - 30,000 BTU, SUBURBAN SF-30
	093365-01-000	EA THERMOSTAT - WALL, FURNACE - SUBURBAN 161102
	098668-01-700	EA CABINET-FRONT
	098668-01-701	EA CABINET ASSEMBLY
	098668-01-704	EA VALVE, (JOHNSON)
	098668-01-705	EA SWITCH-LIMIT
	098668-01-706	EA WHEEL-COMBUSTION AIR
	098668-01-707	EA VENT ASSEMBLY-CAP AND TUBE
	098668-01-708	EA BLOWER ASSEMBLY-COMBUSTION AIR
	098668-01-709	EA MOTOR ASSEMBLY-F/SF-25, SF-30
	098668-01-710	EA BLOWER ASSEMBLY-ROOM AIR
	098668-01-711	EA WHEEL-ROOM AIR
	098668-01-712	EA BOARD-MODULE
	098668-01-713	EA INTAKE VENT TUBE ASSEMBLY
	098668-01-714	EA VALVE-GAS, (WHITE ROGERS) - SUBURBAN 161070
	098668-01-715	EA ELECTRODE ASSEMBLY-SINGLE PROBE - SUBURBAN 232166
	093614-01-01A	EA GRILLE-RETURN AIR, FURNACE - 15.6" X 7.6" - BROWN
	069634-01-733	EA RELAY-TIME DELAY 20 & 30 BTU
	075695-01-709	EA MICROSWITCH ASM F/30 & 34S
	092300-02-701	EA ORIFICE-(MAIN BURNER)
	098668-02-700	EA BURNER ASSEMBLY COMPLETE - (SF-30-SF35), SUBURBAN 010745
	090039-01-709	EA GASKET-OBSERVATION HOLE COVER
	092300-01-704	EA GASKET-ELECTRODE
	098668-09-000	EA DOOR-ACCESS, FURNACE - ASH GRAY - SUBURBAN 520582

**25,000 BTU SUBURBAN FURNACE & WALL THERMOSTAT**

KEY	PART NUMBER	U/M DESCRIPTION
	098668-04-000	EA FURNACE - 25,000 BTU, SUBURBAN SF-25
	090039-01-703	EA ORIFICE-MAIN BURNER, SUBURBAN 150193
	069634 01 733	EA RELAY-TIME DELAY
	075695-01-709	EA MICROSWITCH - SUBURBAN 232509
	090039-01-709	EA GASKET-OBSERVATION HOLE COVER
	092300-01-704	EA GASKET-ELECTRODE, SUBURBAN 070163
	093365 01 000	EA THERMOSTAT-FURNACE, SUBURBAN
	098668-01-700	EA CABINET-FRONT, SUBURBAN 101242
	098668-01-701	EA CABINET ASSEMBLY, SUBURBAN 101299
	098668-01-704	EA VALVE, SUBURBAN 160939
	098668-01-705	EA SWITCH-LIMIT, SUBURBAN 231630
	098668-01-706	EA WHEEL-COMBUSTION AIR, SUBURBAN 350122
	098668-01-707	EA VENT CAP & EXHAUST TUBE ASSEMBLY, SUBURBAN 260193
	098668-01-708	EA BLOWER ASM (COMBUSTION AIR), SUBURBAN 390441
	098668-01-709	EA MOTOR ASSEMBLY-FOR SF-25, SF-30 - SUBURBAN 231706
	098668-01-710	EA BLOWER ASSEMBLY (ROOM AIR), SUBURBAN 390440
	098668-01-711	EA WHEEL-ROOM AIR - SUBURBAN 350123
	098668-01-712	EA BOARD-MODULE, SUBURBAN 231741
	098668-01-713	EA INTAKE VENT TUBE ASSEMBLY - SUBURBAN 051044
	098668-01-714	EA VALVE-GAS, (WHITE ROGERS) - SUBURBAN 161070
	098668-01-715	EA ELECTRODE ASSEMBLY-SINGLE PROBE - SUBURBAN 232166
	098668-09-000	EA DOOR-ACCESS, FURNACE - ASH GRAY - SUBURBAN 520582
	093614-01-01A	EA GRILLE-RETURN AIR, FURNACE - 15.6" X 7.6" - BROWN

**1993 ITASCA**  
**TABLE OF CONTENTS**

INTRODUCTION	A-01 -	A-02
ABBREVIATIONS		A-03
ALPHABETICAL INDEX	A-04 -	A-06
ICF27RC	A-07 -	F-02
ICF27RO	F-03 -	J-16

**1993 ICF2/RC INDEX**

FLOOR PLAN	A-07 -	A-08
ACCESSORIES		A-09
AUDIO VIDEO	A-10 -	A-12
BATH	A-13 -	A-14
BEDROOM	A-15 -	A-16
CHASSIS	A-17 -	B-04
CURTAIN & CUSHION	B-05 -	B-14
DINETTE	B-15 -	B-16
DRIVERS COMPARTMENT	B-17 -	B-21
ELECTRICAL	B-22 -	C-04
EXTERIOR BODY	C-05 -	C-12
GALLEY	C-13 -	C-17
GENERATOR	C-18 -	C-19
HEATING & A/C	C-20 -	D-02
INTERIOR FINISH	D-03 -	D-06
LABELS	D-07 -	D-15
LP		D-16
LOUNGE	D-17 -	D-18
SEALANTS & FASTENERS	D-19 -	D-22
WATER & SEWAGE	D-23 -	E-06
WINDOW, VENT AND		
EXTERIOR DOOR	E-07 -	E-24
WINDSHIELD/WIPER	F-01 -	F-02



**HEATING & AIR CONDITIONING GROUP (CONTINUED)**

**EVANS REAR HEATER & COMPONENTS**

KEY	PART NUMBER	U/M DESCRIPTION
	009198-01-000	FT DUCT-HEAT, FLEXIBLE - 4" ID - INCREMENTS OF 25'
	009200-01-000	EA TAPE-FURNACE, 1 1/2"
	023146-01-000	EA CLAMP-SCREW TYPE - 4"
	069536-02-000	EA CONNECTOR-DUCT, 4" ID
	007108-01-000	FT HOSE-HEATER, 5/8" ID
	006042-01-000	FT TUBING-VINYL, .65" ID
	056464-04-000	EA REGISTER-W/DAMPER, 4" DIAMETER - PLASTIC - SAND
	056464-05-000	EA REGISTER-W/O DAMPER 4" DIAMETER - PLASTIC - GOLDEN
	061673-01-000	EA BRACKET-MOTOR AID TUBES, 4" X 1 1/2" - STEEL
	088753-01-000	FT TUBE-ALUMINIZED STEEL 5/8" - 18 GAUGE
	079059-01-000	EA HOSE - 90 DEGREE, .61" ID X 4" X 36"
	079059-03-000	EA HOSE - 90 DEGREE, .61" ID X 4" X 18"
	010227-01-000	EA TEE-BARB, 5/8" OR 3/4" HOSE - PLASTIC
	084405-01-000	EA HEATER ASM-REAR, DUCTED - W/MOTOR AID - EVANS
	084405-01-700	EA HEATER CORE-EVANS# FT200229
	084405-01-701	EA FAN BLADES-EVANS# HV029931
	084405-01-702	EA MOTOR ASM - 12 V, EVANS# 203146

**AUTO A/C & HEATER COMPONENTS**

KEY	PART NUMBER	U/M DESCRIPTION
	007076-01-700	FT HOSE-FLEXIBLE PVC - 2" ID
	007109-01-000	FT HOSE-HEATER, 5/8" ID
	007281-01-000	EA HOSE-FLEXIBLE PVC, 2 5/8" ID X 50'
	007281-01-700	FT HOSE-FLEXIBLE PVC, 2 5/8" ID
	024590-05-000	EA OUTLET-DEFROSTER, W/SWIVEL - 2" DIAMETER - BLACK
	103930-01-000	EA EVAPORATOR-HEATER ASSEMBLY - SCS 030-0041
	088227-02-701	EA BRACKET-BOWDEN CABLE MOUNTING, ARA 0409417
	094831-01-709	EA CLAMPS-ROD, 3/16" - MOTIVAIR/SCS ZGG14431
	094831-01-724	EA O-RING - #4, MOTIVAIR/SCS ZGG14561
	103930-01-700	EA ROD-AIR BLEND DOOR, SCS 073-0017
	103930-01-701	EA PANEL-DOOR, FOR AIR BLEND - SCS 071-0123
	103930-01-702	EA GASKET-DOOR, FOR AIR BLEND - SCS 045-0080
	103930-01-703	EA COIL-HEATER, SCS 042-0010
	103930-01-704	EA COIL EVAPORATOR, SCS 041-0017
	103930-01-705	EA VALVE EXPANSION BLOCK
	103930-01-706	EA GASKET-O-RING #8 - SCS 045-0011
	103930-01-707	EA GASKET-O-RING #10 - SCS 045-0012
	103930-01-709	EA BRACKET-VACUUM MOTOR, SCS 070-0113
	103930-01-710	EA RESISTOR-FUSED, SCS 035-0006
	103930-01-711	EA THERMOSTAT, SCS 033-0003
	103930-01-712	EA GASKET-O-RING, SCS 045-0010
	103930-01-713	EA FITTING-QUICK CONNECT, #4 - SCS 050-0033
	103930-01-714	EA FITTING-SERVICE VALVE, #10 - SCS 050-0031
	103930-01-715	EA SWITCH-BINARY, SCS 032-0030
	103930-01-716	EA SWITCH-PRESSURE, FAN - SCS 032-0029
	103930-01-717	EA WHEEL-CLOCK-WISE, SCS 062-0010
	103930-01-716	EA HOSE - #6, SCS 051-0036
	103930-01-719	EA HOSE - #10, SCS 051-0017
	103930-01-720	EA MOTOR, SCS 030-0004
	103930-01-721	EA GASKET O-RING #12, SCS 045-0062
	103930-01-722	EA HOSE ASSEMBLY #6 W/FITTINGS & SWITCHES, SCS 085-0072
	103930-02-709	EA MOTOR-VACUUM SERVO, A/C - SCS 030-0002
	103930-12-711	EA FRONT ASM-CASE, SCS 060-00055
	103930-12-712	EA BACK ASM-CASE, SCS 050-00067

**HEATING & AIR CONDITIONING GROUP (CONTINUED)**

**AUTO A/C & HEATER COMPONENTS (CONTINUED)**

KEY	PART NUMBER	U/M DESCRIPTION
	103930-04-000	EA CONTROL-PLENUM SET - SCS 093-00037
	072341-05-700	EA SWITCH - 4 SPEED, FAN - ARA 0883502
	094831-01-709	EA CLAMPS-ROD, 3/16" - MOTIVAIR/SCS ZGG14431
	103930-02-700	EA PANEL-CONTROL, SCS 032-0018
	103930-02-701	EA VALVE-CONTROL HEAD, SCS 034-0015
	103930-02-702	EA DECAL-CONTROL SETTING, SCS 058-0009
	103930-02-703	EA HARNESS-WIRE CONTROLLER, SCS 036-0048
	103930-02-704	EA HARNESS-VACUUM CONTROLLER, SCS 036-0049
	103930-02-705	EA CABLE-CONTROL, BOWDEN, SCS 074-0011
	103930-02-706	EA CLIP-CABLE, CONTROL - SCS 022-0017
	103930-02-707	EA RELAY, SCS 031-0007
	103930-02-708	EA MOTOR-VACUUM SERVO, A/C - SCS 030-0002
	103930-02-710	EA CANISTER-VACUUM, SCS 054-0002
	103930-02-711	EA VALVE-WATER, SCS 034-0014
	072342-04-000	EA CONDENSER ASM-W/O TUBES, ARA 0519377 - DIESEL OPTION
	072341-01-716	EA VALVE-DISCHARGE, 1/2" ORING - ARA 0548325
	072342-03-701	EA RECEIVER-DRIER, ARA 1273700
	072342-03-705	EA O-RING-SCS 0543513
	072342-03-707	EA O-RING-SCS 045-0010
	072342-03-709	EA O-RING-SCS 045-0011
	072342-03-711	EA FITTING-AEROQUIP W/CHECK, ARA 0058337
	072342-04-700	EA HOSE-DISCHARGE, ARA 0086306
	072342-04-701	EA COIL-CONDENSER, ARA 0519384
	095815-01-702	EA O-RING, #8 - ARA 0059606
	072343-06-000	EA COMPRESSOR-CLUTCH REAR DISCHARGE - SANKYO - ARA 0529174 DIESEL OPTION
	07-026-01-000	EA MOUNT PACKAGE - A/C COMPRESSOR - DIESEL OPTION
	077075-01-000	EA GASKET-INSTRUMENT PANEL TO DEFROSTER PLENUM - .6" X 11.3"
	077075-03-000	EA GASKET-INSTRUMENT PANEL TO DEFROSTER PLENUM
	085000-01-000	EA SHIELD-A/C, 5 8" X 3 1" - STEEL
	103016-01-000	EA PLENUM-TRANSITION
	103017-01-000	EA PLENUM-DEFROSTER
	103558-01-01A	EA VENT-DEFROSTER, ABS - OFF WHITE
	103756-01-01A	EA LOUVER ASM-A/C CARY PROD - BLACK
	056402-05-000	EA BRACKET-HEATER VENT, ROUND - W/BEND - BLACK
	094831-02-000	EA WIRE ASSEMBLY-AC COMPRESSOR ADAPTER - SCS 036-0054
	103930-05-000	EA MANUAL-OWNERS, HEATER-A/C - SCS 057-0049

**1993 ITASCA  
TABLE OF CONTENTS**

INTRODUCTION	A-01	A-02
ABBREVIATIONS		A-03
ALPHABETICAL INDEX	A-04	A-06
ICF27RC	A-07	F-02
ICF27RQ	F-03	J-18

**1993 ICF27RC INDEX**

FLOOR PLAN	A-07	A-08
ACCESSORIES		A-09
AUDIO VIDEO	A-10	A-12
BATH	A-13	A-14
BEDROOM	A-15	A-16
CHASSIS	A-17	B-04
CURTAIN & CUSHION	B-05	B-14
DINETTE	B-15	B-16
DRIVERS COMPARTMENT	B-17	B-21
ELECTRICAL	B-22	C-04
EXTERIOR BODY	C-05	C-12
GALLEY	C-13	C-17
GENERATOR	C-18	C-19
HEATING & A/C	C-20	D-02
INTERIOR FINISH	D-03	D-06
LABELS	D-07	D-15
LP		D-16
LOUNGE	D-17	D-18
SEALANTS & FASTENERS	D-19	D-22
WATER & SEWAGE	D-23	E-06
WINDOW, VENT AND		
EXTERIOR DOOR	E-07	E-24
WINDSHIELD WIPER	F-01	F-02



**HEATING & AIR CONDITIONING GROUP (CONTINUED)**

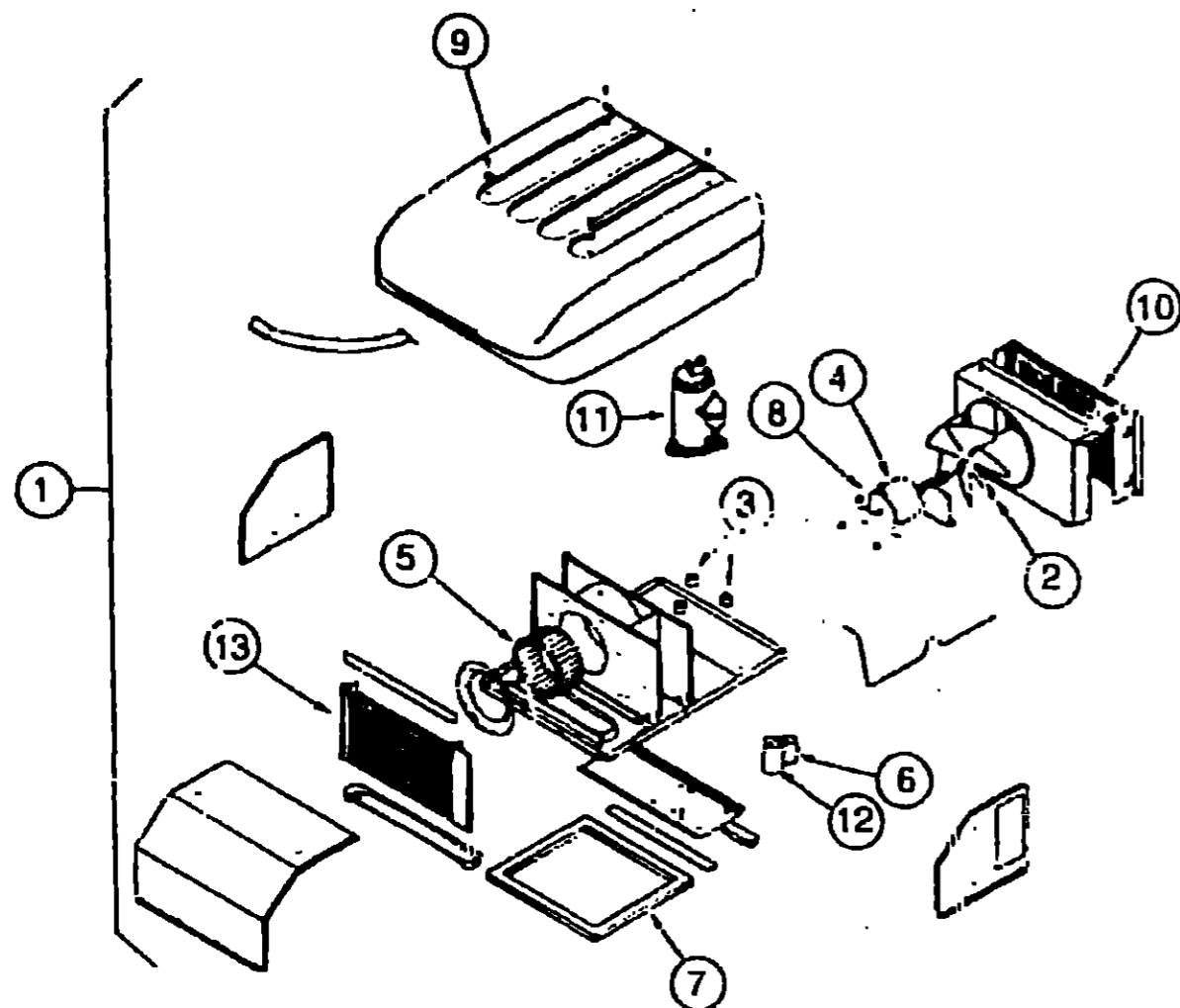
**HEATING & AIR CONDITIONING GROUP (CONTINUED)**

CEILING ASSEMBLY 13,500 BTU A/C

KEY	PART NUMBER	U/M DESCRIPTION
	108891-01-01A	EA CEILING ASM-A/C COOL TSR HO - COLEMAN 7330-714 IV
	042204-01-709	EA THERMOSTAT-IN E4 OUT 58, COLEMAN 67, 1-3401
	063903-01-702	EA LOUVER-COLEMAN 6703A5191
	073742-01-701	EA SELECTOR SWITCH (5 TERMINAL), COLEMAN 6759-3251
	073742-01-702	EA DECAL COOL ONLY, COLEMAN 6759C3431
	076303-01-707	EA FILTER - 6" X 14 3/4" X 1/2", 12 PER PKG - COLEMAN 6703A3151
	091605-01-712	EA CEILING SHROUD (IVORY), COLEMAN 6769-5051
	091225-01-713	EA KNOB (2 PER PACKAGE), COLEMAN 6701-3351
	091225-01-717	EA DECAL (THERMOSTAT) COOL ONLY, COLEMAN 6799A3441
	093766-02-701	EA DECAL-LEFT SIDE, COLEMAN 6799-3971
	108891-01-700	EA SINGLE PARTS PACKAGE, COLEMAN 6792-5991
	108891-01-701	EA RETAINER CLIPS F.FILTER, COLEMAN 6799-3141

**1993 ITASCA  
TABLE OF CONTENTS**

INTRODUCTION	A-01 -	A-07
ABBREVIATIONS		A-03
ALPHABETICAL INDEX	A-04 -	A-05
ICF27RC	A-07 -	F-05
ICF27RO	F-03 -	J-16



13,500 BTU COLEMAN ROOF A/C

KEY	PART NUMBER	U/M DESCRIPTION
1	108889-01-01A	EA A/C-ROOF, 13,500 TSR HO IVORY - COLEMAN 7333-681
2	093763-01-712	EA FAN BLADE-CONDENSER, COLEMAN 6733-3221
3	105620-01-706	EA FOOT PACKAGE-COMPRESSOR, 3 PER PACKAGE - COLEMAN 6759-3081
4	108889-01-705	EA MOTOR - 115V, 60HZ - COLEMAN 1468-3049
5	108889-01-706	EA IMPELLOR - COLEMAN 1472-1041
6	108889-01-708	EA CAPACITOR-FAN, (7.5MFD/370V) - COLEMAN 1499-5461
7	108889-01-711	EA GASKET PACKAGE - COLEMAN 6792-3301
8	108889-01-715	EA MOTOR MOUNT & SHAFT SEAL KIT - COLEMAN 6792-3361
9	063903-01-700	EA SHROUD-IVORY/IVORY, W/O LOGO - COLEMAN 6759-1601
10	108889-01-703	EA CONDENSER COIL - COLEMAN 1452-1301
11	105620-01-704	EA COMPRESSOR, RH & LH - COLEMAN 1450-2009
	108889-01-704	EA OVERLOAD - COLEMAN 6749-3541
12	108889-01-707	EA CAPACITOR-RUN, COMPRESSOR-25MFD/370 - COLEMAN 1499-5661
13	108889-01-709	EA EVAPORATOR COIL - COLEMAN 1452-1311
	091225-01-702	EA RELAY-START, COLEMAN 1497-4131
	091225-01-710	EA CAPACITOR-START, COLEMAN 1497-0891
	093306-01-703	EA DECAL PACKAGE-LEFT & RIGHT - COLEMAN 6799B3591
	108889-01-710	EA FILLER PAD-COND AIR SEAL - COLEMAN 6759A3971
	108889-01-712	EA REDUCER-SUCTION LINE, (3/8" X 1/2") - COLEMAN 1215-2161
	108889-01-713	EA SUCTION LINE, (3/8" OD X .025" WALL) - COLEMAN 6792-130
	108889-01-714	EA DISCHARGE LINE ASSEMBLY - COLEMAN 6792-531
	102299-01-000	EA SPRING-SCREW, ROOF A/C GASKET - COLEMAN 6757-150

**1993 ICF27RC INDEX**

FLOOR PLAN	A-07 -	A-08
ACCESSORIES		A-09
AUDIO VIDEO	A-10 -	A-12
BATH	A-13 -	A-14
BEDROOM	A-15 -	A-16
CHASSIS	A-17 -	B-04
CURTAIN & CUSHION	B-05 -	B-14
DINETTE	F-15 -	E-16
DRIVERS COMPARTMENT	B-17 -	B-21
ELECTRICAL	B-22 -	C-04
EXTERIOR BODY	C-05 -	C-12
GALLEY	C-13 -	C-17
GENERATOR	C-18 -	C-19
HEATING & A/C	C-20 -	D-02
INTERIOR FINISH	D-03 -	D-06
LABELS	D-07 -	D-15
LP		D-16
LOUNGE	D-17 -	D-18
SEALANTS & FASTENERS	D-19 -	D-22
WATER & SEWAGE	D-23 -	E-06
WINDOW, VENT AND		
EXTERIOR DOOR	E-07 -	E-21
WINDSHIELD/WIPER	F-01 -	F-02

**HEATING & AIR CONDITIONING GROUP (CONTINUED)**  
**ROOF A/C-13,500 BTU - EUROPEAN (FROM: 00-00-00 THRU: 08-31-92)**

KEY	PART NUMBER	U/M DESCRIPTION
	092440-01-000	EA A/C-ROOF 13,500 BTU - 220V - 50HZ - COLEMAN 67130750
	092441-01-000	EA CEILING ASM A/C 220V - 50HZ - COLEMAN 6712ET18
<b>ROOF A/C-13,500 BTU - EUROPEAN (FROM: 09-01-92 THRU: 99-99-99)</b>		
KEY	PART NUMBER	U/M DESCRIPTION
	105589-01-01A	EA A/C-ROOF 13,500 TSH 210 IVORY - COLEMAN 7373-597
	063205-01-700	EA SHROUD-COLEMAN 6759-407
	091305-01-1	EA DECAL PACKAGE-LEFT & RIGHT - COLEMAN 6759B591
	093763-01-712	EA FAN BLADE-CONDENSER - COLEMAN 6759-3221
	105620-01-705	EA PROTECTOR-OVERLOAD SH & LH - COLEMAN 6759-3791
	105620-01-706	EA FOOT PACKAGE-COMPRESSOR 2 PER PACKAGE - COLEMAN 6759-3081
	105689-01-703	EA CONDENSER COIL - COLEMAN 1452-1301
	105689-01-706	EA IMPELLOR - COLEMAN 1472-1041
	105689-01-707	EA CAPACITOR-RUN COMPRESSOR-25MFD/370 - COLEMAN 1499-5261
	105689-01-708	EA CAPACITOR-FAN 17 MFD 370V - COLEMAN 1499-5451
	105689-01-709	EA EVAPORATOR COIL - COLEMAN 1452-1311
	105689-01-710	EA FILLER PAD-COND AIR SEAL - COLEMAN 6759A391
	105689-01-711	EA GASKET PACKAGE - COLEMAN 6792-3301
	105689-01-713	EA SUCTION LINE (3/8" OD X 0.32" WALL) - COLEMAN 6792-150
	105689-01-714	EA DISCHARGE LINE ASSEMBLY - COLEMAN 6792-531
	105689-01-715	EA MOTOR MOUNT & SHAFT SEAL KIT - COLEMAN 6792-3351
	105689-02-700	EA COMPRESSOR TECUMSEH - COLEMAN 1452-2023
	105689-02-701	EA MOTOR - COLEMAN 1459-3059
	105689-02-702	EA CAPACITOR-START - COLEMAN 1497-0991
	105689-02-703	EA RELAY-START - COLEMAN 1497-4141
	105691-01-01A	EA CEILING ASM A/C COOL TSH HO - COLEMAN 7330-714 IV
	042204-01-709	EA THERMOSTAT-IN 24-OUT 5F - COLEMAN 6701-3401
	063303-01-702	EA LOUVER-COLEMAN 6703A1191
	073742-01-701	EA SELECTOR SWITCH (5 TERMINALS) - COLEMAN 6759-3251
	073742-01-702	EA DECAL COOL ONLY - COLEMAN 6759C3431
	076303-01-707	EA FILTER - 6" X 14 3/4" X 1 1/2" 12 PER PKG - COLEMAN 6703A3151
	091606-01-712	EA CEILING SHROUD (IVORY) - COLEMAN 6769-5051
	091225-01-713	EA ANGE 12 PER PACKAGE - COLEMAN 6701-3351
	091225-01-717	EA DECAL (THERMOSTAT) COOL ONLY - COLEMAN 6759A3441
	093763-02-701	EA DECAL-LEFT SIDE - COLEMAN 6792-3971
	105691-01-700	EA SINGLE PARTS PACKAGE (NUTS & BOLTS) - COLEMAN 6792-5991
	105691-01-701	EA RETAINER CLIPS & FILTER (6 PER) - COLEMAN 6759-3141

**HEATING & AIR CONDITIONING GROUP (CONTINUED)**  
**ROOF A/C COVER**

KEY	PART NUMBER	U/M DESCRIPTION
	092077-00-000	EA COVER-BLANK, ROOF A/C - 52" X 35" - IVORY FROM: 00-00-00 THRU: 10-04-92
	092633-01-02A	EA COVER-BLANK, ROOF A/C - 57" X 39" - PLASTIC - OFF WHITE FROM: 00-00-00 THRU: 10-04-92
	092633-00-02A	EA COVER-BLANK, ROOF A/C - 57" X 39" - PLASTIC - OFF WHITE FROM: 10-05-92 THRU: 99-99-99
	092756-03-000	EA COVER-A/C, OFF WHITE - PLASTIC FROM: 01-11-93 THRU: 99-99-99
	092756-02-000	EA COVER-PROTECTIVE, 5" ENDS X 8 2" - PLASTIC - OFF WHITE

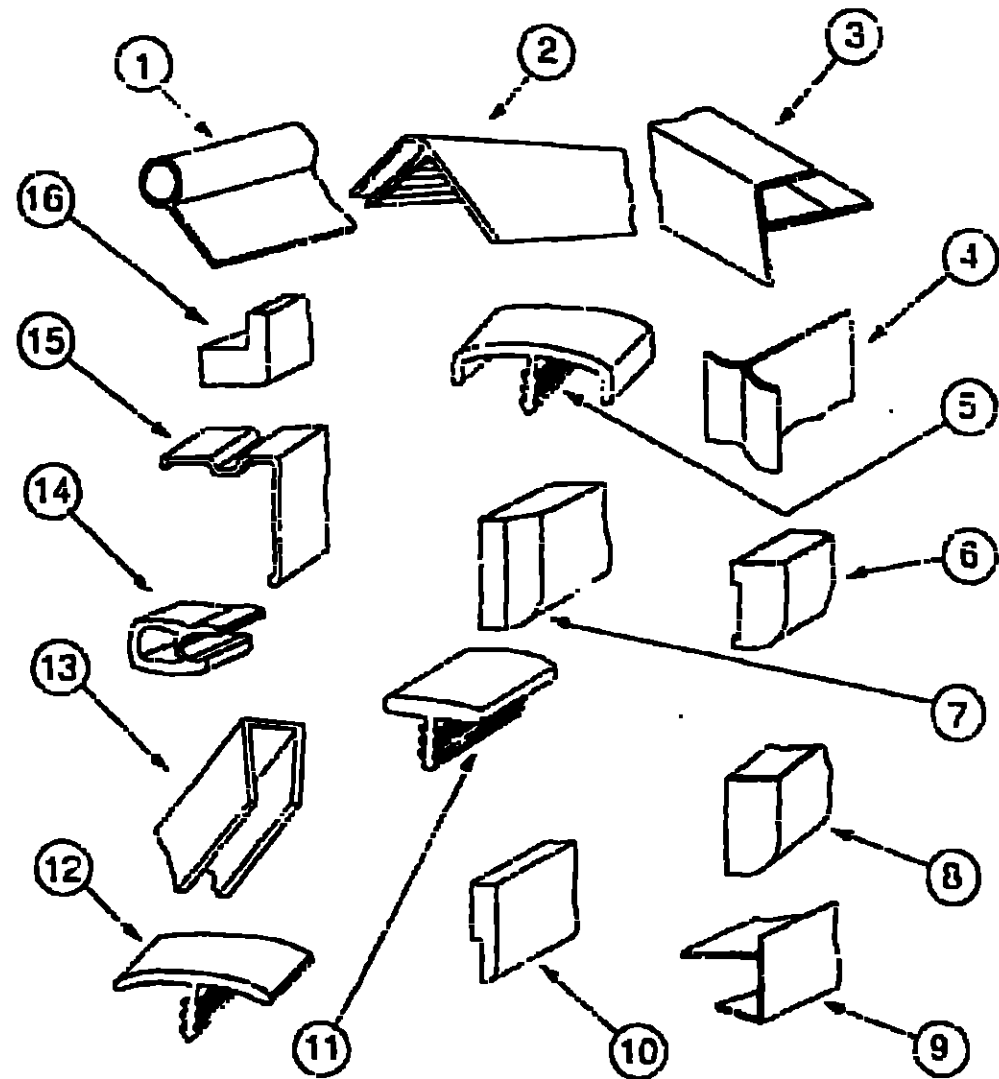
**1993 ITASCA  
 TABLE OF CONTENTS**

INTRODUCTION	A-01 -	A-02
ABBREVIATIONS		A-03
ALPHABETICAL INDEX	A-04 -	A-05
ICF27RC	A-07 -	F-02
ICF27RO	F-03 -	J-16

**1993 ICF27RC INDEX**

FLOOR PLAN	A-07 -	A-08
ACCESSORIES		A-09
AUDIO VIDEO	A-10 -	A-12
BATH	A-13 -	A-14
BEDROOM	A-15 -	A-16
CHASSIS	A-17 -	B-04
CURTAIN & CUSHION	B-05 -	B-14
DINETTE	B-15 -	B-16
DRIVERS COMPARTMENT	B-17 -	B-21
ELECTRICAL	B-22 -	C-04
EXTERIOR BODY	C-05 -	C-12
GALLEY	C-13 -	C-17
GENERATOR	C-18 -	C-19
HEATING & A/C	C-20 -	D-02
INTERIOR FINISH	D-03 -	D-06
LABELS	D-07 -	D-15
LP		D-16
LOUNGE	D-17 -	D-18
SEALANTS & FASTENERS	D-19 -	D-22
WATER & SEWAGE	D-23 -	E-02
WINDOW, VENT AND		
EXTERIOR DOOR	E-07 -	E-24
WINDSHIELD/WIPER	F-01 -	F-02

**INTERIOR FINISH GROUP**



**MOLDINGS & TRIMS**

KEY	PART NUMBER	U/M DESCRIPTION
1	035767-12-000	FT MOLDING-SIDEWALL TO CEILING CABINET - WELTING - OFF WHITE
2	039809-23-000	EA MOLDING-CORNER OUTSIDE - 1" - PLASTIC - IVORY
2	039809-24-000	EA MOLDING-CORNER OUTSIDE - 1" - PLASTIC - THOR PECAN
3	039812-25-000	EA MOLDING-CORNER OUTSIDE - 5" - PLASTIC - PECAN
4	022332-11-000	FT MOLDING-REVERSE COVE T-SHAPED - VINYL - IVORY
5	093620-07-000	FT MOLDING-T. END CAP EDGE - W EDGE LIPS - 75° - THOR PECAN
6	092331-D2-134	EA MOLDING-VINYL WRAPPED 7" X 1 5/8" X 3/4" - WOODGRAIN
6	092331-F2-134	EA MOLDING-VINYL WRAPPED 7" X 2 5/8" X 7/8" - WOODGRAIN
7	102659-01-B05	EA MOLDING-TRIM VINYL FLOOR
8	100818-01-01A	EA MOLDING-VINYL WRAPPED 1 1/2" X 4" X 7" - OAK
9	103186-01-02A	FT MOLDING-EDGE, SHELF - 75° WIDE - PLASTIC - REGAL OAK
9	103186-02-02A	FT MOLDING-EDGE, SHELF - 1 3/4" WIDE - PLASTIC - REGAL OAK
10	105004-01-01A	EA MOLDING-VINYL WRAPPED, 1" X 5" - OAK
11	104676-01-01A	FT T-MOLDING, 5/16" - RIGID
12	105709-01-000	FT T-MOLDING-1" MODERN IVORY
13	009778-13-000	FT U-CHANNEL-PLASTIC, 1" WIDE X 3" INCREMENTS - THOR PECAN
13	070504-01-000	FT U-CHANNEL-PLASTIC, 625° WIDE - LIGHT BROWN - INCREMENTS OF 3"
13	070504-18-000	FT U-CHANNEL-PLASTIC, 625° WIDE - IVORY - INCREMENTS OF 3"
13	070504-20-000	FT U-CHANNEL-PLASTIC, 815° WIDE - THOR PECAN - INCREMENTS OF 3"
13	070504-22-000	FT U-CHANNEL-PLASTIC, 735° WIDE - THOR PECAN - INCREMENTS OF 3"
13	070504-23-000	FT U-CHANNEL-PLASTIC, 875° WIDE - COUNTRY FOREST
14	072368-02-000	EA TRIM-VINYL, EDGE - BLACK - GM 14004305
15	093873-01-01A	EA TRIM-CARPET, L-ANGLE - 1.1" X 1.3" X 12" - VINYL - GRAY
16	100819-01-01A	EA MOLDING-VINYL WRAPPED, L-SHAPED - 1 1/2" X 1 5/8" X 7" - OAK
	092330-D2-438	EA LUMBER-VINYL WRAPPED, 7" X 1 5/8" X 9" - WOODGRAIN
	092330-03-000	EA LUMBER-VINYL WRAPPED, 2" X 95" - WOODGRAIN
	092330-05-000	EA LUMBER-VINYL WRAPPED, 7" X 3" X 95" - WOODGRAIN

**INTERIOR FINISH GROUP (CONTINUED)**

**BATT STRIP**

KEY	PART NUMBER	U/M DESCRIPTION
	085284-64-000	FT BATT STRIP-DECORATIVE, PLAIN - ADHESIVE BACKED (MAIN WALL)
	085284-65-000	FT BATT STRIP-DECORATIVE, W.FLOWERS - ADHESIVE BACKED (BATH & GALLEY)
	085284-66-000	FT BATT STRIP-WOODGRAIN, ADHESIVE BACKED - FOREST OAK
	089263-78-000	EA BATT STRIP-SHOWER, 9' LONG - OFF WHITE
	089263-76-000	EA BATT STRIP-DECORATIVE, PLAIN - 8' LONG (MAIN WALL)
	089263-77-000	EA BATT STRIP-DECORATIVE, W.FLOWERS - 8' LONG (BATH & GALLEY)
	089733-79-000	EA BATT STRIP-WOODGRAIN, 9' LONG - FOREST OAK
	086229-C1-000	EA RETAINER-BATTEN, CEILING - .75" WIDE - 7 6/8" LONG
	086229-C4-000	EA BATTEN-CEILING, 1" WIDE - IVORY - 7 6/8" LONG

**PANELING & PLYWOOD**

KEY	PART NUMBER	U/M DESCRIPTION
	074497-20-000	SF PANELING-WOODGRAIN, 4' X 8' - INCREMENTS OF 32 SF
	088272-98-000	SF PANELING-SHOWER, OFF WHITE - 4' X 7' - INCREMENTS OF 28 SQ FT
	088272-96-000	SF PANELING-DECORATIVE, PLAIN - 4' X 7' - INCREMENTS OF 28 SF (MAIN WALL)
	088272-97-000	SF PANELING-DECORATIVE, W.FLOWERS - 4' X 7' - INCREMENTS OF 28 SF (BATH & GALLEY)
	095659-01-000	SF VENEER-FLAT LUMINA 48" X 96"
	080215-08-000	SF PANEL - 2 SIDED, 4' X 8' - FOREST OAK - INCREMENTS OF 32 SF
	083618-02-000	SF PLYWOOD-OAK, 1 SIDE FINISHED - 3/16" X 4' X 8' INCREMENTS OF 32 SF
	089297-01-000	SF PLYWOOD-LUAN, OVERLAY GRADE - 4' X 8' - INCREMENTS OF 32 SF
	088531-01-000	SF PLYWOOD-RED OAK, 1/2"

**PLASTIC LAMINATE**

KEY	PART NUMBER	U/M DESCRIPTION
	074498-45-000	SF LAMINATE-PLASTIC, 5' X 9' - INCREMENTS OF 40 SF
	074498-46-000	SF LAMINATE-PLASTIC, 5' X 8' - INCREMENTS OF 40 SF
	076325-37-000	FT MOLDING-EDGE BAND, 1136 - 1 5/16" X .033"
	076325-39-000	FT MOLDING-EDGE BAND, 1527 - 1 5/16" X .033"
	076325-40-000	FT MOLDING-EDGE BAND, 1527 - 875" X .024"

**CARPET**

KEY	PART NUMBER	U/M DESCRIPTION
	041034-02-000	SF PLASTIC-CARPET, 4' WIDE - CLEAR POLY
	045233-01-000	SY PAD-CARPET, 3 3/8" X 6' ROLL
	043486-01-000	SY CARPET-COMPARTMENT, 54" WIDE - DARK GRAY
	056060-23-000	SY CARPET - 12' ROLL INCREMENTS OF 4 SY (D32)
	056060-41-000	SY CARPET - 12' ROLL INCREMENTS OF 4 SY (D33)
	076060-42-000	SY CARPET - 12' ROLL INCREMENTS OF 4 SY (D34)

**SMOKE DETECTOR, FIRE EXTINGUISHER & CLOCK**

KEY	PART NUMBER	U/M DESCRIPTION
	072552-01-000	EA DETECTOR-SMOKE, W/9 VOLT BATTERY - US
	072552-02-000	EA DETECTOR-SMOKE, W/9 VOLT BATTERY - CANADIAN
	094499-01-000	EA EXTINGUISHER-FIRE, DRY W. MOUNTING BRACKET - 10 BC
	094499-01-700	EA BRACKET-MOUNTING, W. PLASTIC STRAP - FIRE EXTINGUISHER
	094499-02-000	EA EXTINGUISHER-FIRE, DRY - 1A10EC - CANADIAN
	101333-01-000	EA BACKPLATE-CLOCK, 6" X 6" - PLASTIC - BLACK
	104764-01-01A	EA CLOCK-WALL, SPARTUS 5616-42
	100793-02-01A	EA CLOCK-WALL, 11" DIAMETER - BOLDEN 9366

**ANTI-SLIP & FLOOR MATS**

KEY	PART NUMBER	U/M DESCRIPTION
	091261-01-000	FT SLIPNOT-ANTI-SLIP, 1" WIDE (100' ROLL)
	105924-01-C08	EA MAT-FLOOR, 16" X 27" (D32)
	105924-01-D10	EA MAT-FLOOR, 18" X 27" (D33)
	105924-01-D11	EA MAT-FLOOR, 18" X 27" (D34)

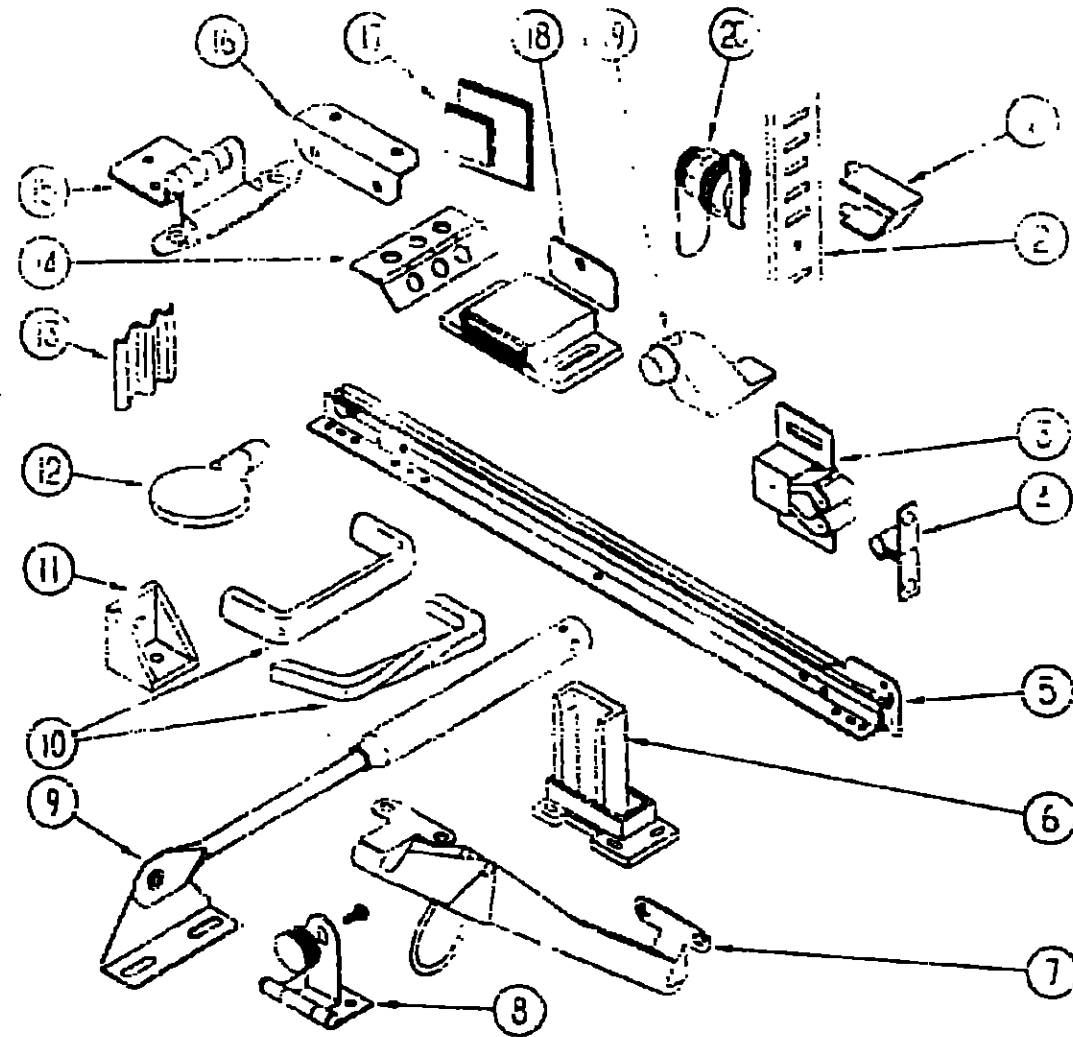
**1993 ITASCA  
TABLE OF CONTENTS**

INTRODUCTION	A-01 - A-02
ABBREVIATIONS	A-03 - A-05
ALPHABETICAL INDEX	A-04 - A-05
ICF27RC	A-07 - F-02
ICF27RQ	F-03 - J-16

**1993 ICF27RC INDEX**

FLOOR PLAN	A-07 - A-08
ACCESSORIES	A-09
AUDIO VIDEO	A-10 - A-12
BATH	A-13 - A-14
BEDROOM	A-15 - A-16
CHASSIS	A-17 - B-01
CURTAIN & CUSHION	B-05 - B-14
DINETTE	B-15 - B-16
DRIVERS COMPARTMENT	B-17 - B-21
ELECTRICAL	B-22 - C-04
EXTERIOR BODY	C-05 - C-12
GALLEY	C-13 - C-17
GENERATOR	C-18 - C-19
HEATING & A/C	C-20 - D-02
INTERIOR FINISH	D-03 - D-05
LABELS	D-07 - D-15
LP	D-16
LOUNGE	D-17 - D-18
SEALANTS & FASTENERS	D-19 - D-22
WATER & SEWAGE	D-23 - E-06
WINDOW, VENT AND EXTERIOR DOOR	E-07 - E-24
WINDSHIELD WIPER	F-01 - F-02

**INTERIOR FINISH GROUP (CONTINUED)**  
**CABINET HARDWARE**



KEY	PART NUMBER	U/M	DESCRIPTION
1	098979-01-000	EA	CLIP-ADJUSTABLE SHELF
2	098980-01-000	EA	PILASTER-ADJUSTABLE SHELF, 18" LONG
2	098980-02-000	EA	PILASTER-ADJUSTABLE SHELF, 12" LONG
3	093566-03-000	EA	CATCH-SPRING, ROLLER
4	093566-04-000	EA	STRIKE-SPRING STEEL
5	106913-05-000	EA	SLIDE-DRAWER, CABINET - LEFT SIDE - 18"
5	106913-06-000	EA	SLIDE-DRAWER, CABINET - RIGHT SIDE - 18"
5	106913-07-000	EA	SLIDE-DRAWER, DRAWER MOUNT - LEFT SIDE - 18"
5	106913-08-000	EA	SLIDE-DRAWER, DRAWER MOUNT - RIGHT SIDE - 18"
5	106913-17-000	EA	SLIDE-DRAWER, CABINET - LEFT SIDE - 22"
5	106913-18-000	EA	SLIDE-DRAWER, CABINET - RIGHT SIDE - 22"
5	106913-19-000	EA	SLIDE-DRAWER, DRAWER MOUNT - LEFT SIDE - 22"
5	106913-20-000	EA	SLIDE-DRAWER, DRAWER MOUNT - RIGHT SIDE - 22"
6	107030-01-000	EA	BACKSOCKET-ADJUSTABLE, LEFT
6	107030-02-000	EA	BACKSOCKET-ADJUSTABLE, RIGHT
7	104181-01-01A	EA	SUPPORT-LEAF, 5.3" - EXTENDS TO 7.5" - SAFETY RING - METAL
8	105711-01-01A	EA	HINGE-DOOR, GLASS
	100707-01-000	EA	SPACER-DOOR, GLASS - .8" DIA - .3" HOLE - PLASTIC
	101272-01-000	EA	CATCH-DOOR, GLASS
9	074493-02-000	EA	SUPPORT-PISTON SPRING, CABINET DOOR
10	096645-01-000	EA	PULL-CABINET, BRASS - TWIST - 1.1" X 3.4"
			FROM: 00-00-00 THRU: 02-04-93
10	109747-01-000	EA	PULL-CABINET, BRASS - 1.1" X 3.5"
			FROM: 02-05-93 THRU: 99-99-99
11	065710-01-000	EA	BRACE-CABINET CORNER, PLASTIC
12	101763-01-000	EA	PIN-SUPPORT, GLASS DOOR
13	105037-02-000	EA	FASTENER-WOOD, CORNER - METAL - .5" X .6"
14	009059-01-000	EA	HINGE-DOOR, 2" X 1.4" - BRASS
14	009059-02-000	EA	HINGE-DOOR, 2" X 2.7" - BRASS
14	009063-01-000	EA	HINGE-CONTINUOUS, 1 1/2" X 72" - UNPAINTED
15	108138-01-000	EA	HINGE-CABINET DOOR, BURNISHED BRASS
16	016604-01-000	EA	BRACE-CABINET, ANGLE - 7.5" - METAL - UNPAINTED
16	016604-03-000	EA	BRACE-CABINET, ANGLE - 2.5" - METAL - BEIGE
16	016604-05-000	EA	BRACE-CABINET, L ANGLE - 2.5" - METAL - OFF WHITE
17	102327-01-01A	EA	PULL-MIRROR, SQUARE
18	088254-01-000	EA	CATCH-MAGNETIC, 1.8" X .7"
19	103257-01-000	EA	STOP-DOOR
20	100710-01-01A	EA	LOCK-GLASS DOOR, TWIST TYPE - BRASS
	000G13-06-0EG	EA	SCREW, 6-20 X 1/2 PFH - ANTIQUE BRASS
	000G13-06-10G	EA	SCREW, 6-20 X 5/8 PFH - ANTIQUE BRASS
	004354-01-000	EA	BUMPER-RUBBER, .5" DIA - BROWN
	023320-01-000	EA	PAD-FELT, 3.8" DIAMETER - BROWN
	094658-01-Y12	EA	HANDLE-BUNK, 2" X 27" - WOOD - OAK
	009149-01-000	EA	PU' L-FINGER, .75" DIAMETER - BRASS
	042356-01-000	EA	PLUG-BUTTON, MAHOGANY - 3.8" DIAMETER - WOOD

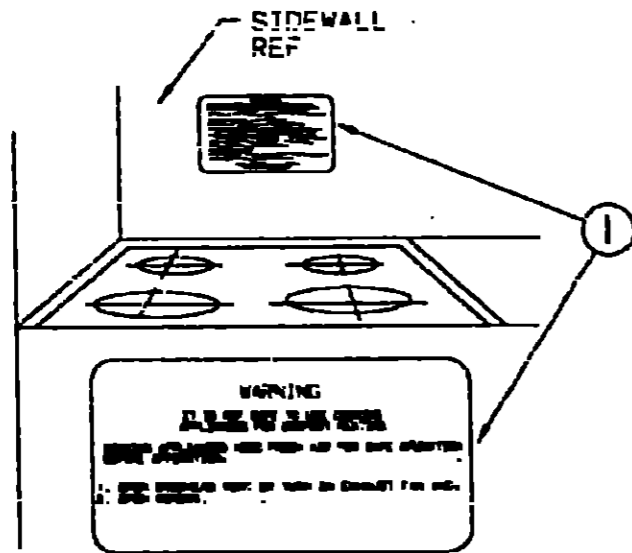
**1993 ITASCA**  
**TABLE OF CONTENTS**

INTRODUCTION	A-01 -	A-02
ABBREVIATIONS		A-03
ALPHABETICAL INDEX	A-04 -	A-06
ICF27RC	A-07 -	F-02
ICF27RQ	F-03 -	J-16

**1993 ICF27RC INDEX**

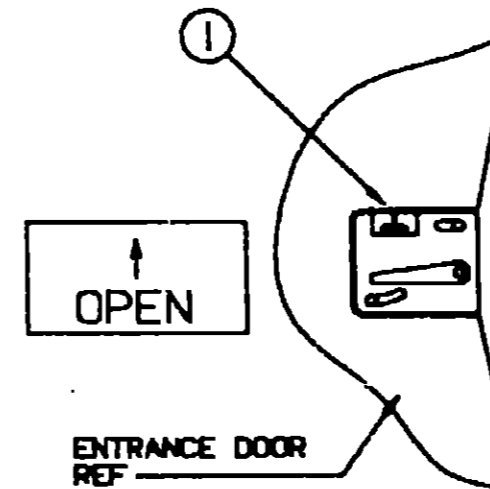
FLOOR PLAN	A-07 -	A-08
ACCESSORIES		A-09
AUDIO VIDEO	A-10 -	A-12
BATH	A-13 -	A-14
BEDROOM	A-15 -	A-16
CHASSIS	A-17 -	B-04
CURTAIN & CUSHION	B-05 -	B-14
DINETTE	B-15 -	B-16
DRIVERS COMPARTMENT	B-17 -	B-21
ELECTRICAL	B-22 -	C-04
EXTERIOR BODY	C-05 -	C-12
GALLEY	C-13 -	C-17
GENERATOR	C-18 -	C-19
HEATING & A/C	C-20 -	D-02
INTERIOR FINISH	D-03 -	D-06
LABELS	D-07 -	D-15
LP		D-16
LOUNGE	D-17 -	D-18
SEALANTS & FASTENERS	D-19 -	D-22
WATER & SEWAGE	D-23 -	E-06
WINDOW, VENT AND		
EXTERIOR DOOR	E-07 -	E-24
WINDSHIELD/WIPER	F-01 -	F-02

**LABELS GROUP**



KEY	PART NUMBER	U/M DESCRIPTION
1	050225-01-000	EA LABEL-WARNING, STOVE VENT - US
1	050222-01-000	EA LABEL-WARNING, STOVE VENT - CANADIAN

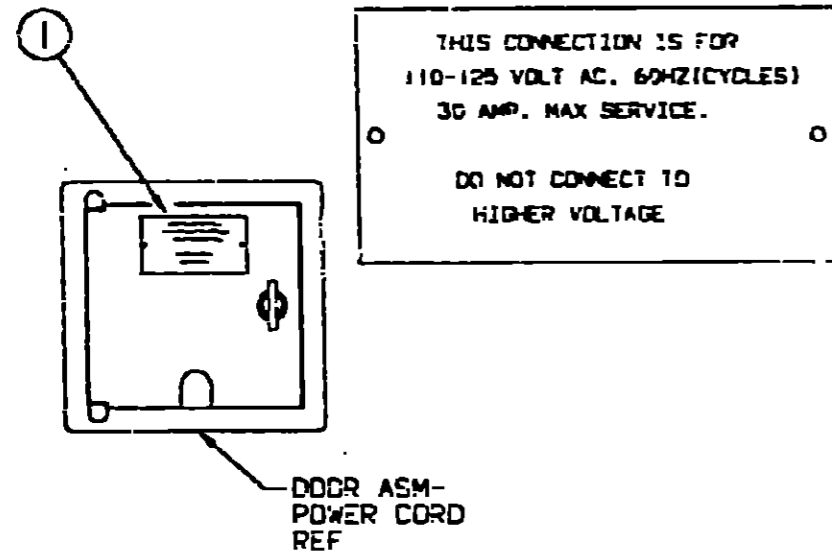
**LABELS GROUP (CONTINUED)**



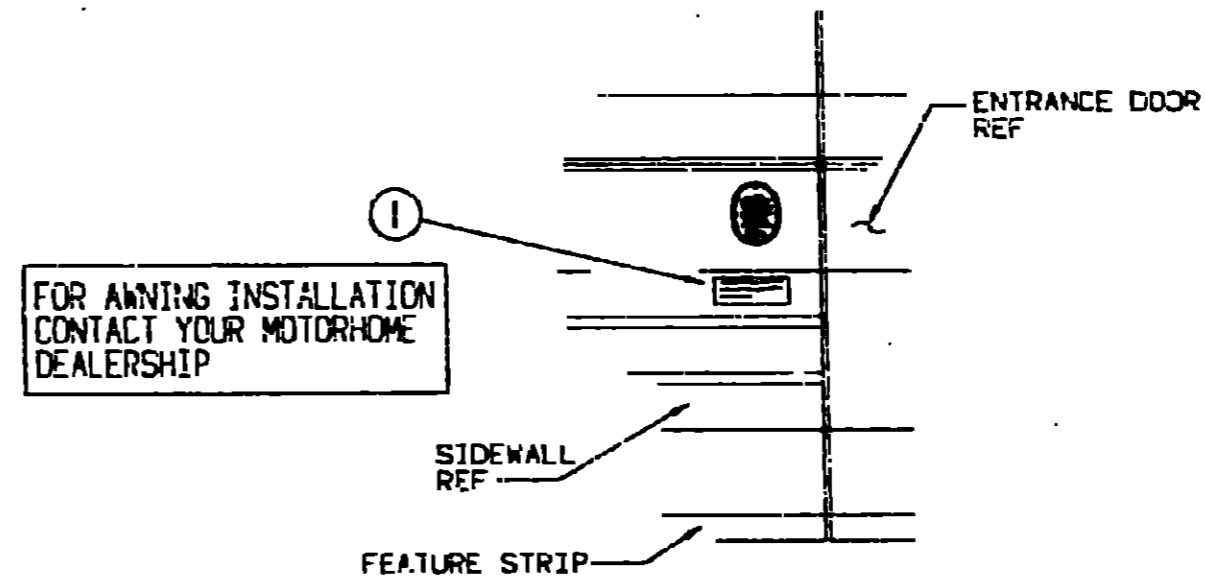
KEY	PART NUMBER	U/M DESCRIPTION
1	040944-01-000	EA LABEL-ENTRANCE DOOR, "OPEN"

**1993 ITASCA  
TABLE OF CONTENTS**

INTRODUCTION	A-01 -	A-02
ABBREVIATIONS		A-03
ALPHABETICAL INDEX	A-04 -	A-06
ICF27RC	A-07 -	F-02
ICF27RO	F-03 -	J-16



KEY	PART NUMBER	U/M DESCRIPTION
1	006062-01-000	EA TAG-ELECTRIC, 110V CONNECTION

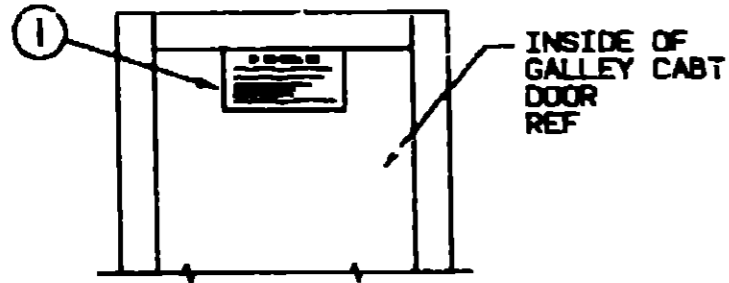


KEY	PART NUMBER	U/M DESCRIPTION
1	099309-01-000	EA LABEL-AWNING INSTALLATION

**1993 ICF27RC INDEX**

FLOOR PLAN	A-07 -	A-09
ACCESSORIES		A-09
AUDIO VIDEO	A-10 -	A-12
BATH	A-13 -	A-14
BEDROOM	A-15 -	A-16
CHASSIS	A-17 -	B-04
CURTAIN & CUSHION	B-05 -	B-14
DINETTE	B-15 -	B-16
DRIVERS COMPARTMENT	B-17 -	B-21
ELECTRICAL	B-22 -	C-04
EXTERIOR BODY	C-05 -	C-12
GALLEY	C-13 -	C-17
GENERATOR	C-18 -	C-19
HEATING & A/C	C-20 -	D-02
INTERIOR FINISH	D-03 -	D-06
LABELS	D-07 -	D-15
LP		D-16
LOUNGE	D-17 -	D-18
SEALANTS & FASTENERS	D-19 -	D-22
WATER & SEWAGE	D-23 -	E-06
WINDOW, VENT AND		
EXTERIOR DOOR	E-07 -	E-24
WINDSHIELD/WIPER	F-01 -	F-02

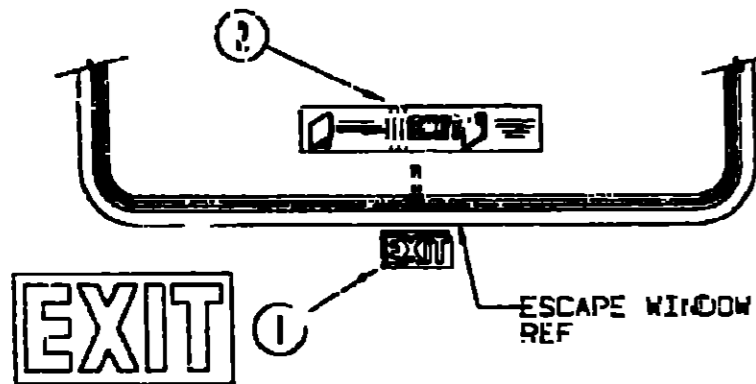
**LABELS GROUP (CONTINUED)**



**IF YOU SMELL GAS**

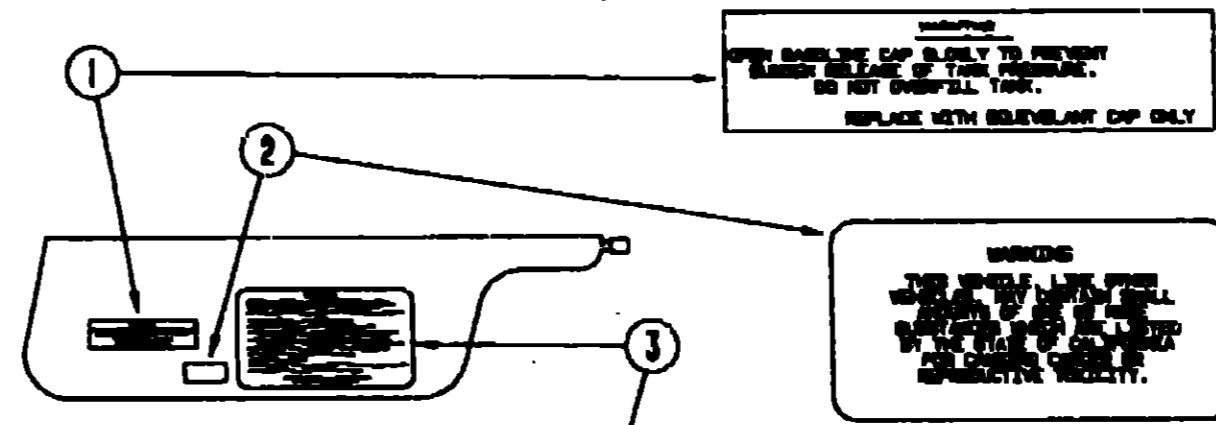
1. EXTINGUISH ANY OPEN FLAME, PILOT LIGHTS AND ALL OTHERS.
2. SHUT OFF THE GAS SUPPLY AT THE TANK VALVE OR GAS SUPPLY CONNECTION.
3. OPEN DOORS AND OTHER VENTILATING DEVICES.
4. DO NOT TOUCH ELECTRICAL SWITCHES.
5. LEAVE THE AREA UNTIL GAS CLEAR.
6. HAVE THE GAS SYSTEM CHECKED AND LEAKAGE SOURCE CORRECTED BEFORE LEAVING AGAIN.

KEY	PART NUMBER	U/M DESCRIPTION
1	073998-01-000	EA LABEL-LPG ODOR WARNING



KEY	PART NUMBER	U/M DESCRIPTION
1	039290-01-000	EA LABEL-WARNING, EXIT
2	107571-01-000	EA LABEL-ESCAPE EXIT, WINDOW

**LABELS GROUP (CONTINUED)**



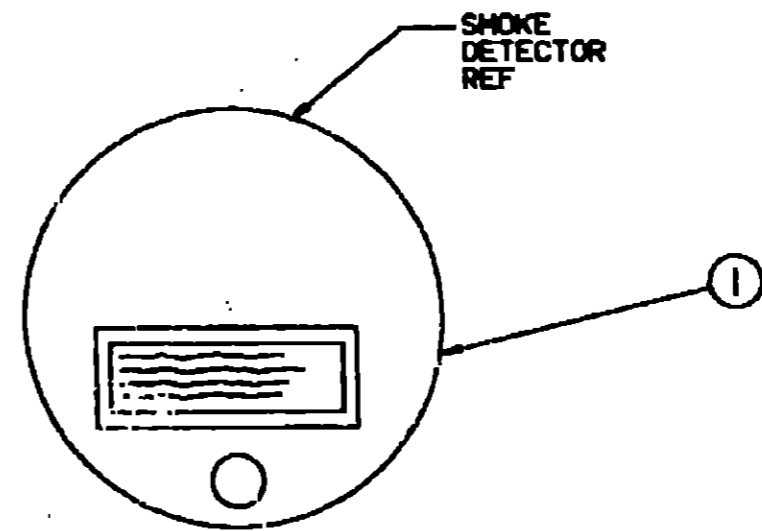
**CAUTION**

THIS MOTOR HOME HAS BEEN DESIGNED, MANUFACTURED AND TESTED WITH CONSIDERATION FOR THE PROTECTION OF IT'S OCCUPANTS. WE REQUESTED YOU PERFORM THE FOLLOWING INSPECTIONS FOR YOUR SAFETY AND THE SAFETY OF YOUR PASSENGERS BEFORE STARTING YOUR VEHICLE.

1. LP GAS SYSTEM- TURN OFF AT TANK FOR TRAVELING. TEST FOR LEAKS UPON ARRIVAL AT DESTINATION. BEFORE LEAVING TRIP.
2. WHEELS- INSPECT FOR DAMAGE AND CHECK TIRE WORN FOR TREADS.
3. TIRES- INSPECT FOR WEAR AND DAMAGE AND CHECK FOR RECOMMENDED AIR PRESSURE.
4. LIGHTS- TEST FOR PROPER OPERATION OF ALL INTERIOR AND EXTERIOR LIGHTS INCLUDING BATH LIGHTS, HEADLIGHTS, TAIL LIGHTS, BRAKE LIGHTS, CLEARANCE LIGHTS AND TURN SIGNALS.
5. EXITS- INSPECT RELEASE MECHANISM ON EMERGENCY EXIT WINDOW. TEST BOTH LEANS ON MAIN ENTRANCE DOOR FOR EASE OF OPERATION AND INSTRUCT PASSENGERS HOW TO USE BOTH ENDS OF EXIT.
6. SEAT BELTS- INSTRUCT PASSENGERS TO SECURE SEATS AND REQUIRE USE OF SEAT BELTS.
7. APPLIANCES- TURN OFF AND LATCH OR LOCK DOWN WHERE PROVIDED.
8. LOOSE PARTS- STOW SECURELY.
9. UTILITY SUPPLY LINES- DISCONNECT ALL ELECTRIC, WATER AND WATER LINES AND SECURE PROPERLY.
10. ENTRANCE DOOR STOP- PLACE IN RETRACTED POSITION FOR TRAVELING.

READ YOUR MOTOR HOME AND CHASSIS OWNER'S MANUAL FOR FURTHER PRECAUTIONS

KEY	PART NUMBER	U/M DESCRIPTION
1	087207-05-000	EA LABEL-FUEL CAP REMOVAL
2	099689-01-000	EA LABEL-WARNING, CANCER/TOXICITY
3	056259-01-000	EA LABEL-SAFETY CHECK LIST



**WARNING:** TEST SMOKE DETECTOR OPERATION AFTER VEHICLE HAS BEEN IN OPERATION. BEFORE EACH TRIP AND AT LEAST ONCE PER WEEK DRIVING TIME.

KEY	PART NUMBER	U/M DESCRIPTION
1	077956-01-000	EA LABEL-WARNING, SMOKE DETECTOR

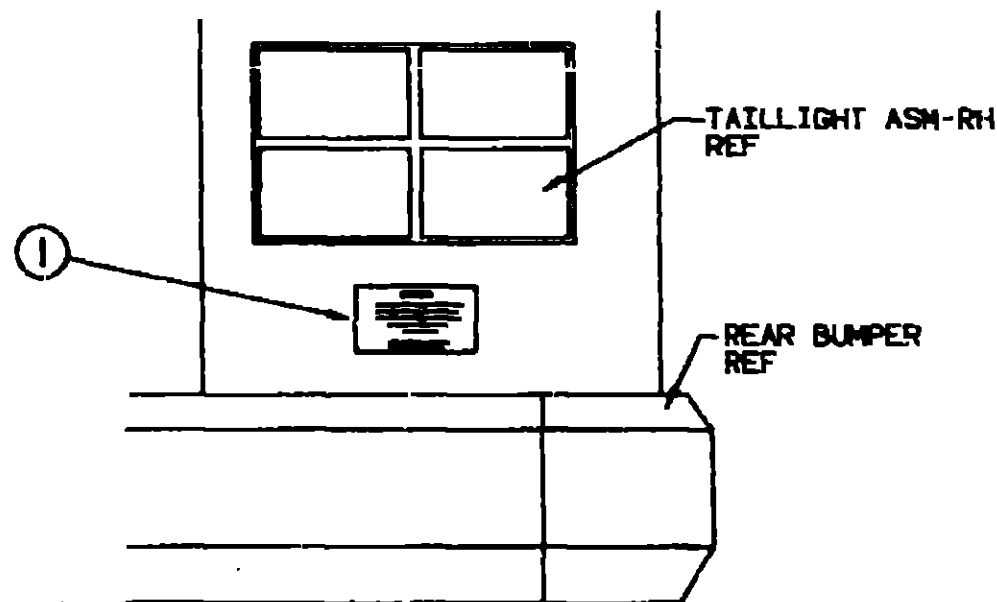
**1993 ITASCA TABLE OF CONTENTS**

INTRODUCTION	A-01 -	A-02
ABBREVIATIONS		A-03
ALPHABETICAL INDEX	A-04 -	A-06
ICF27RC	A-07 -	F-02
ICF27RQ	F-03 -	J-16

**1993 ICF27RC INDEX**

FLOOR PLAN	A-07 -	A-08
ACCESSORIES		A-09
AUDIO VIDEO	A-10 -	A-12
BATH	A-13 -	A-14
BEDROOM	A-15 -	A-16
CHASSIS	A-17 -	B-04
CURTAIN & CUSHION	B-05 -	B-14
DINETTE	B-15 -	B-16
DRIVERS COMPARTMENT	B-17 -	B-21
ELECTRICAL	B-22 -	C-04
EXTERIOR BODY	C-05 -	C-12
GALLEY	C-13 -	C-17
GENERATOR	C-18 -	C-19
HEATING & A/C	C-20 -	D-02
INTERIOR FINISH	D-03 -	D-06
LABELS	D-07 -	D-15
LP		D-16
LOUNGE	D-17 -	D-18
SEALANTS & FASTENERS	D-19 -	D-22
WATER & SEWAGE	D-23 -	E-06
WINDOW, VENT AND		
EXTERIOR DOOR	E-07 -	E-24
WINDSHIELD/WIPER	F-01 -	F-02

**LABELS GROUP (CONTINUED)**

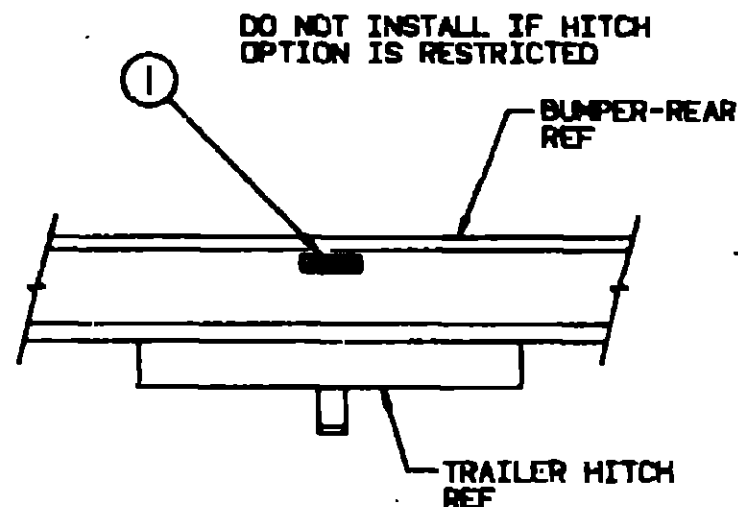


**WARNING**

DO NOT EXCEED THE VEHICLE WEIGHT RATINGS OR LOADING RECOMMENDATIONS (E.G., GROSS VEHICLE, GROSS AXLE, GROSS COMBINED) OF THE CHASSIS MANUFACTURER OR WINNEBAGO INC.

REFER TO YOUR OWNERS MANUAL, BEFORE LOADING OR TOWING.

**KEY PART NUMBER U/M DESCRIPTION**  
1 075220-01-000 EA LABEL-WARNING, EXTERIOR LOAD



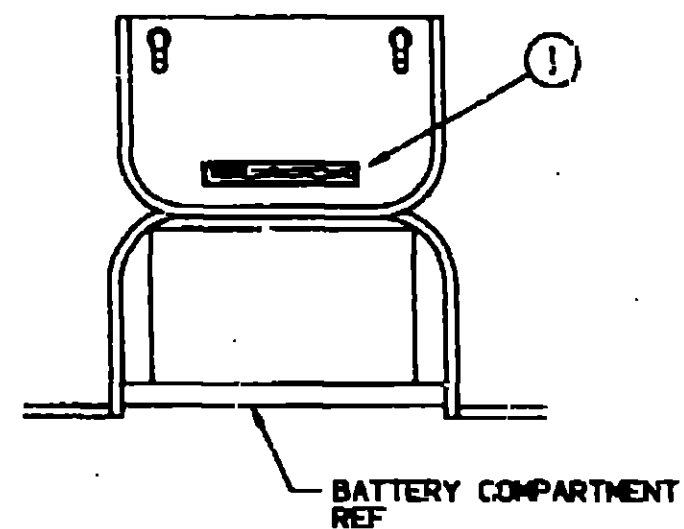
**TOWING CAPACITY**

TOWED VEHICLE 3500 LB. GROSS MAXIMUM  
HITCH BALL 200 LB. MAXIMUM

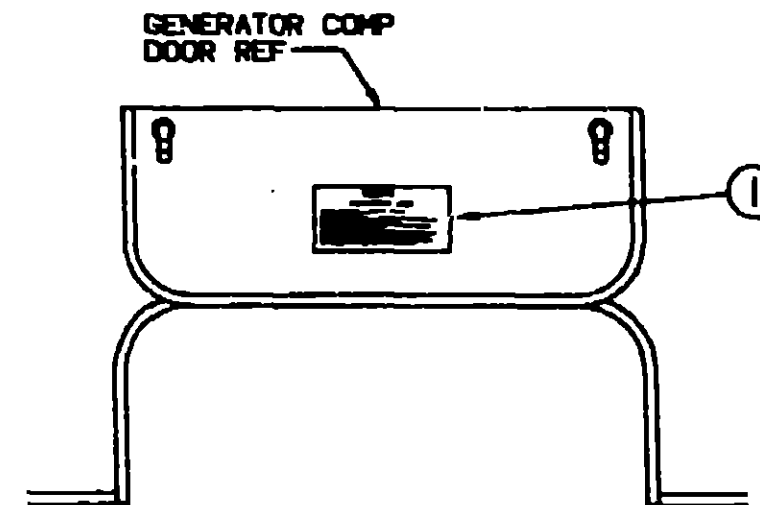
**KEY PART NUMBER U/M DESCRIPTION**  
1 075221-03-000 EA LABEL-TRAILER HITCH

**LABELS GROUP (CONTINUED)**

**WARNING** DISCONNECT BATTERIES BEFORE CONNECTING EXTERNAL CHARGING EQUIPMENT.



**KEY PART NUMBER U/M DESCRIPTION**  
1 065748-01-000 EA LABEL-CAUTION, BATTERY CHARGING



**WARNING**

WHEN ADDING A GENERATOR SET:

HIGH VOLTAGE-USE EXTREME CAUTION WHEN WORKING ON ELECTRICAL COMPONENTS.  
HAVE ALL ELECTRICAL INSTALLATION PERFORMED BY A QUALIFIED LICENSED ELECTRICIAN-FOLLOW ALL STATE AND LOCAL CODES.  
ONLY INSTALL GENERATOR SET APPROVED FOR R.V. APPLICATION. HAVE INSTALLED BY QUALIFIED MECHANIC.  
TO AVOID HEAT BUILD-UP AND TO GUARANTEE AN ADEQUATE AIR SUPPLY TO THE GENERATOR COMPARTMENT, FOLLOW INSTALLATION INSTRUCTIONS.  
GENERATOR WINDING COILS MAY OVERHEAT AND MUST NOT REMAIN UNOILY. THE VEHICLE-GENERATOR COILS MAY FIRE FROM UNOILY.

**KEY PART NUMBER U/M DESCRIPTION**  
1 077510-01-000 EA LABEL-GENERATOR PREP

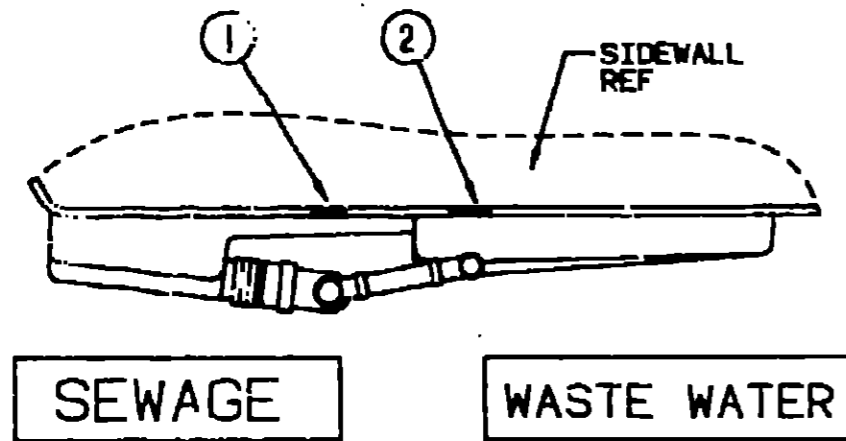
**1993 ITASCA  
TABLE OF CONTENTS**

INTRODUCTION	A-01 -	A-02
ABBREVIATIONS		A-03
ALPHABETICAL INDEX	A-04 -	A-06
ICF27RC	A-07 -	F-02
ICF27RO	F-03 -	J-16

**1993 ICF27RC INDEX**

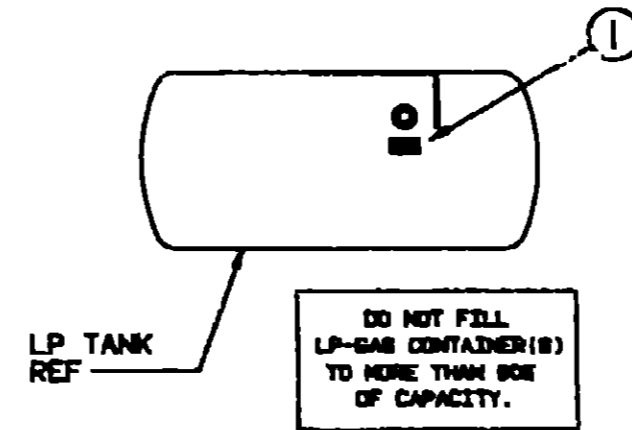
FLOOR PLAN	A-07 -	A-08
ACCESSORIES		A-09
AUDIO VIDEO	A-10 -	A-12
BATH	A-13 -	A-14
BEDROOM	A-15 -	A-16
CHASSIS	A-17 -	B-04
CURTAIN & CUSHION	B-05 -	B-14
DINETTE	B-15 -	B-16
DRIVERS COMPARTMENT	B-17 -	B-21
ELECTRICAL	B-22 -	C-04
EXTERIOR BODY	C-05 -	C-12
GALLEY	C-13 -	C-17
GENERATOR	C-19 -	C-19
HEATING & A/C	C-20 -	D-02
INTERIOR FINISH	D-03 -	D-06
LABELS	D-07 -	D-15
LP		D-16
LOUNGE	D-17 -	D-18
SEALANTS & FASTENERS	D-19 -	D-22
WATER & SEWAGE	D-23 -	E-06
WINDOW, VENT AND EXTERIOR DOOR	E-07 -	E-24
WINDSHIELD/WIPER	F-01 -	F-02

**LABELS GROUP (CONTINUED)**



KEY	PART NUMBER	U/M DESCRIPTION
1	006187-01-000	EA LABEL-SEWAGE
2	005186-01-000	EA LABEL-WASTE WATER

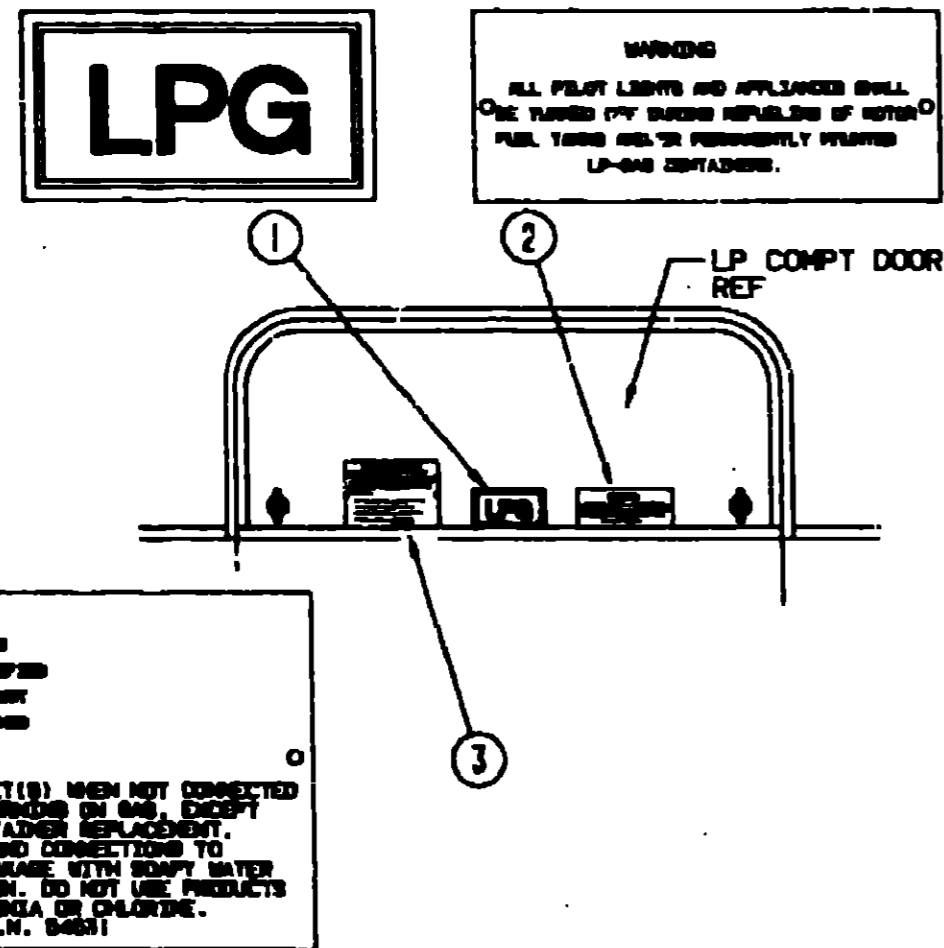
**LABELS GROUP (CONTINUED)**



KEY	PART NUMBER	U/M DESCRIPTION
1	079965-01-000	EA LABEL-LPG, 80 LB CAPACITY

**1993 ITASCA  
TABLE OF CONTENTS**

INTRODUCTION	A-01 -	A-02
ABBREVIATIONS		A-03
ALPHABETICAL INDEX	A-04 -	A-06
ICF27RC	A-07 -	F-02
ICF27RQ	F-03 -	J-16

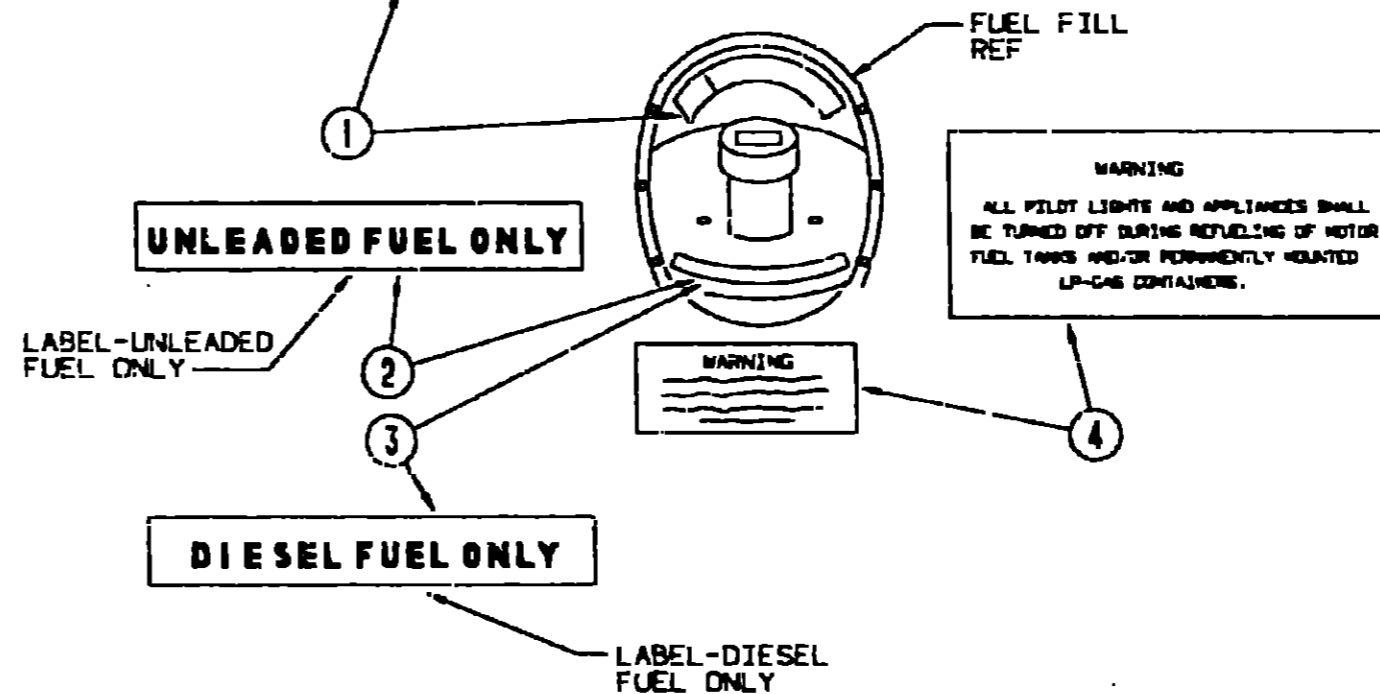


**LP-GAS SYSTEM**  
THIS GAS PIPING SYSTEM IS DESIGNED FOR USE OF LIQUEFIED PETROLEUM GAS ONLY. DO NOT EXCEED CAPACITY AND TO THIS COVER.

SECURELY CAP INLET(S) WHEN NOT CONNECTED FOR USE. AFTER TURNING ON GAS, EXCEPT AFTER NORMAL CONTAINER REPLACEMENT, TEST GAS PIPING AND CONNECTIONS TO APPLIANCE FOR LEAKAGE WITH SOAPY WATER OR BUBBLE SOLUTION. DO NOT USE PRODUCTS THAT CONTAIN AMMONIA OR CHLORINE.  
P.N. 94881

**CAUTION**  
TO HELP AVOID PERSONAL INJURY DURING REMOVAL OF FUEL FILLER CAP, SLOWLY LOOSEN CAP 1/2 TURN TO ALLOW ANY FUEL PRESSURE TO BE RELIEVED BEFORE TURNING CAP FURTHER.

**FUEL SPRAY MAY CAUSE PERSONAL INJURY**  
STOP ADDING FUEL AFTER FIRST SHUTOFF BY AUTOMATIC NOZZLE WHEN TANK IS NEARLY FULL. DO NOT OVERFILL FUEL TANK. SEE OWNERS MANUAL FOR ADDITIONAL INFORMATION.  
PRINTED IN U.S.A. ULC PT NO 15611763



KEY	PART NUMBER	U/M DESCRIPTION
1	087207-05-000	EA LABEL-FUEL CAP REMOVAL
2	062043-01-000	EA LABEL-FUEL UNLEADED
3	068393-01-000	EA LABEL-DIESEL FUEL
4	006040-01-000	EA TAG-GAS REFUELING WARNING
4	006040-02-000	EA TAG-GAS REFUEL WARNING, CANADIAN

**1993 ICF27RC INDEX**

FLOOR PLAN	A-07 -	A-08
ACCESSORIES		A-09
AUDIO VIDEO	A-10 -	A-12
BATH	A-13 -	A-14
BEDROOM	A-15 -	A-18
CHASSIS	A-17 -	B-04
CURTAIN & CUSHION	B-05 -	B-14
DINETTE	B-15 -	B-16
DRIVERS COMPARTMENT	B-17 -	B-21
ELECTRICAL	B-22 -	C-04
EXTERIOR BODY	C-05 -	C-12
GALLEY	C-13 -	C-17
GENERATOR	C-18 -	C-19
HEATING & A/C	C-20 -	D-02
INTERIOR FINISH	D-03 -	D-06
LABELS	D-07 -	D-15
LP		D-16
LOUNGE	D-17 -	D-18
SEALANTS & FASTENERS	D-19 -	D-22
WATER & SEWAGE	D-23 -	E-06
WINDOW VENT AND EXTERIOR DOOR	E-07 -	E-24
WINDSHIELD/WIPER	F-01 -	F-02

KEY	PART NUMBER	U/M DESCRIPTION
1	074559-01-000	EA DECAL-LOGO, LPG - RED - (CALIF CODL)
2	006040-01-000	EA TAG-GAS REFUELING WARNING
2	006040-02-000	EA TAG-GAS REFUEL WARNING, CANADIAN
3	054531-01-000	EA LABEL-LP GAS ONLY
3	023769-01-000	EA LABEL-WARNING, LPG - CANADIAN

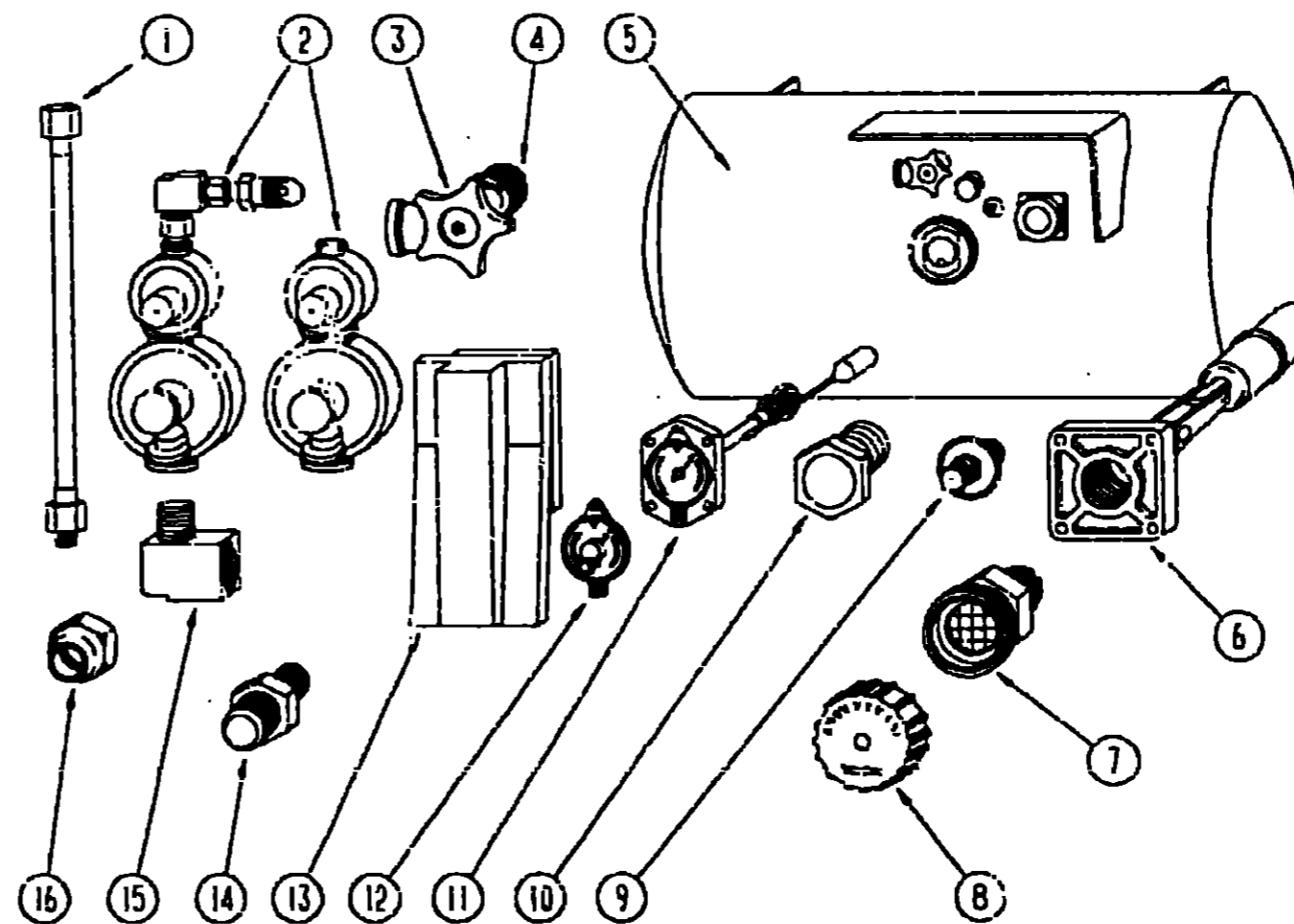


**LABELS GROUP (CONTINUED)**

MISCELLANEOUS LABELS

KEY	PART NUMBER	U/M DESCRIPTION
	092235-09-000	EA LABEL-CIRCUIT BREAKER, FRONT
	090342-01-000	EA LABEL-VAPOR RELIEF
	061417-01-000	EA LABEL-FUEL, ON FUEL FILL DOOR
	006064-01-000	EA LABEL-SEAT W/O SEATBELT
	091224-02-000	EA LABEL-TRAILER LIGHTING
	091243-01-000	EA LABEL-A/C COVER, "AIR CONDITIONING CIRCUIT, ETC."
	098379-03-000	EA LABEL-ELECTRICAL BOX, FRONT
	098379-04-000	EA LABEL-ELECTRICAL BOX, SIDE
	095641-01-000	EA LABEL-FUEL, UNLEADED - DASH
	104678-01-000	EA LABEL-CB PREP
	079966-01-000	EA LABEL-WARNING, STOWED, MOTION
	111104-01-000	EA LABEL-HITCH, READ MANUAL

**LP GROUP**



**LP TANK & COMPONENTS**

KEY	PART NUMBER	U/M DESCRIPTION
1	045703-01-000	EA HOSE-LP, 3/8" ID X 24" - 3/8" MPT X 1/2" F SWIVEL - US
2	045703-02-000	EA HOSE-LP, 3/8" ID X 24" - 3/8" MPT X 1/2" F SWIVEL - CANADIAN
2	106150-01-000	EA REGULATOR-TWO STAGE
2	106150-02-000	EA REGULATOR-TWO STAGE - EUROPEAN
3	040421-01-708	EA HANDWHEEL-VAPOR RELIEF VALVE, BRUNNER G-1015-A
4	040421-01-712	EA VALVE-SERVICE W/O VAPOR RELIEF, 29000853
5	097821-01-000	EA TANK-LP, 60 LB BRUNNER - 14" X 30"
6	040421-01-711	EA VALVE - 80% W/FLOAT, PLATE, BOLTS & GASKET - BRUNNER
7	040421-01-701	EA VALVE-SHORT LP FILLER W/YELLOW CAP - BRUNNER 75478
8	040421-01-702	EA CAP-LP FILLER VALVE, PLASTIC - YELLOW - BRUNNER G-1014-A
9	040421-01-700	EA GAUGE-LIQUID LEVEL, 20% LP - BRUNNER G-1013
10	040421-01-713	EA PRESSURE RELIEF VALVE
11	040421-01-707	EA GAUGE-FLOAT W/VISIBLE DIAL - BRUNNER MA-9 6244-3
12	040440-02-000	EA TRANSMITTER-DIAL, 90 OHM
13	105658-01-000	EA COMPARTMENT-LP REGULATOR
14	010323-01-000	EA ADAPTER-BRASS, 3/8" F X 1/2" MPT
14	010329-01-000	EA ADAPTER-BRASS, 1/2" F X 1/2" MPT
15	065318-02-000	EA ELBOW - 90 DEGF.EE, 3/8" MPT TO 3/8" FPT
16	010377-02-000	EA NUT-BRASS, 3/8 FEMALE - FORGED
	036346-01-000	EA BUSHING-STEEL 3/4" MPT X 1/2" FPT - EXPORT OPTION
	065742-01-000	EA TEE, .38" F X .36" F X .25" FPT - BRASS
	065741-01-000	EA GAUGE-DIAPHRAGM PRESSURE - MARSHALLTOWN MFG
	071391-02-000	EA NIPPLE-HEX, 1/4 PIPE - 3325 X 4 WEATHERHEAD - US
	008042-01-000	FT TUBING-VINYL, .65" ID
	095624-01-000	EA ELBOW-BRASS, 90 DEGREE - 1/4" FPT X 1/4" FPT - US
	103613-01-000	EA DETECTOR-LP GAS

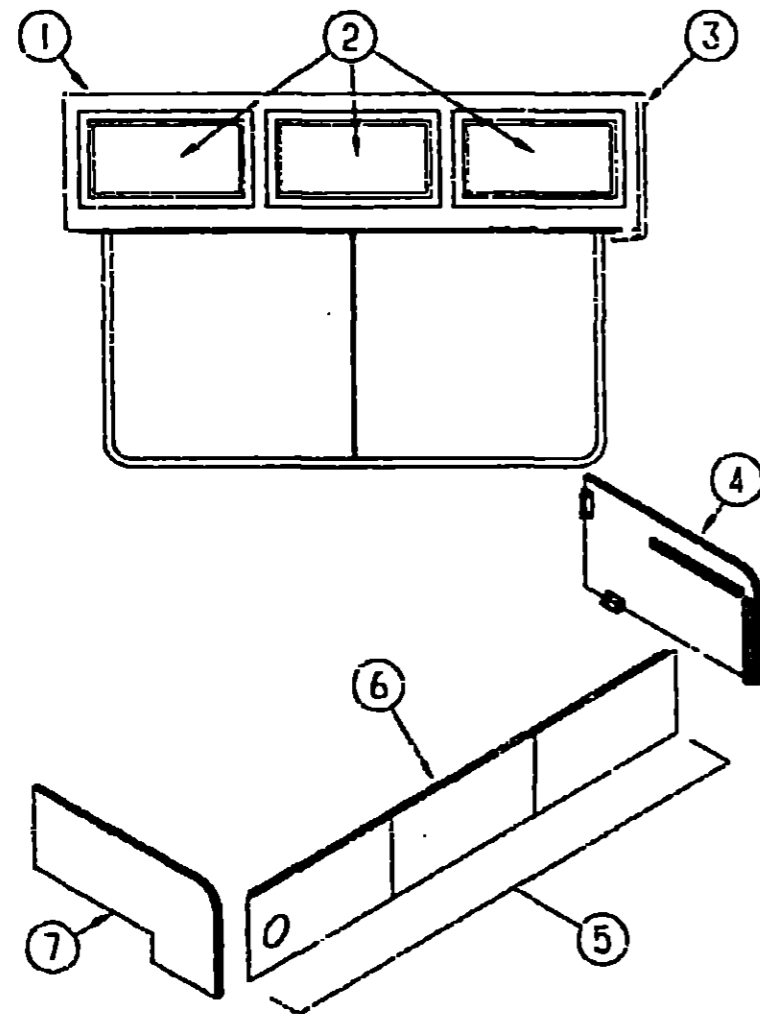
**1993 ITASCA  
TABLE OF CONTENTS**

INTRODUCTION	A-01 -	A-02
ABBREVIATIONS		A-03
ALPHABETICAL INDEX	A-04 -	A-06
ICF27RC	A-07 -	F-02
ICF27RO	F-03 -	J-16

**1993 ICF27RC INDEX**

FLOOR PLAN	A-07 -	A-08
ACCESSORIES		A-09
AUDIO VIDEO	A-10 -	A-12
BATH	A-13 -	A-14
BEDROOM	A-15 -	A-16
CHASSIS	A-17 -	B-04
CURTAIN & CUSHION	B-05 -	B-14
DINETTE	B-15 -	B-16
DRIVERS COMPARTMENT	B-17 -	B-21
ELECTRICAL	B-22 -	C-04
EXTERIOR BODY	C-05 -	C-12
GALLEY	C-13 -	C-17
GENERATOR	C-18 -	C-19
HEATING & A/C	C-20 -	D-02
INTERIOR FINISH	D-03 -	D-06
LABELS	D-07 -	D-15
LP		D-16
LOUNGE	D-17 -	D-18
SEALANTS & FASTENERS	D-19 -	D-22
WATER & SEWAGE	D-23 -	E-06
WINDOW, VENT AND EXTERIOR DOOR	E-07 -	E-24
WINDSHIELD/WIPER	F-01 -	F-02

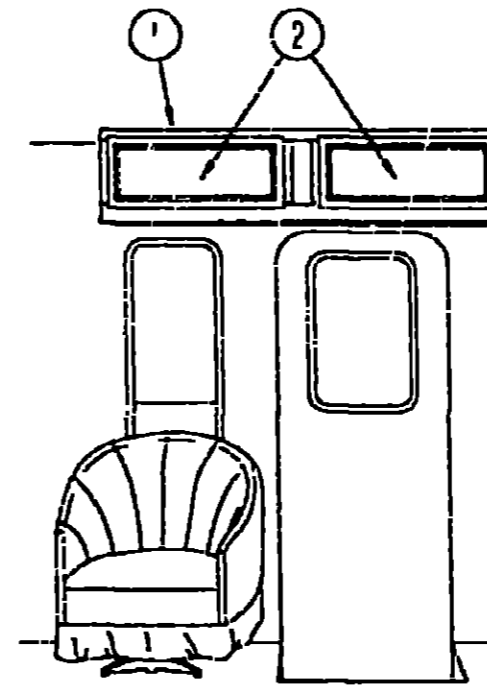
**LOUNGE GROUP**



**DRIVERS SIDE LOUNGE**

KEY	PART NUMBER	U/M DESCRIPTION
1	M05019-44-D32 M05908-02-D32	EA CABINET-OVERHEAD, W/O DOORS EA DOOR-CABINET, W/MIRROR - W/O HARDWARE - 15.74" X 20.47" FROM: 00-00-00 THRU: 09-02-92
2	P04746-05-D32	EA DOOR-CABINET, W/MIRROR - W/O HARDWARE - 15.74" X 20.47" FROM: 08-03-92 THRU: 99-99-99
3	103128-01-C05	EA CAP-END, OVERHEAD - FRONT
4	M04187-39-D32	EA PANEL-COUCH CABINET - LEFT SIDE - FABRIC COVERED (D32/D33)
4	M04187-39-D34	EA PANEL-COUCH CABINET - LEFT SIDE - FABRIC COVERED (D34)
5	M04187-42-D32	EA PANEL-COUCH CABINET - FRONT - W/DOOR - FABRIC COVERED (D32/D33)
5	M04187-42-D34	EA PANEL-COUCH CABINET - FRONT - W/DOOR - FABRIC COVERED (D34)
6	M04187-41-D32	EA DOOR-CABINET, W/O HARDWARE - 12.2" X 24.8" - FABRIC COVERED (D32/D33)
6	M04187-41-D34	EA DOOR-CABINET, W/O HARDWARE - 12.2" X 24.8" - FABRIC COVERED (D34)
7	M04187-38-D32	EA PANEL-COUCH CABINET - RIGHT SIDE - W/FABRIC (D32/D33)
7	M04187-38-D34	EA PANEL-COUCH CABINET - RIGHT SIDE - W/FABRIC (D34)
	105947-01-000	EA BRACKET-HOLD DOWN, COUCH - CANADIAN
	082525-01-000	EA BRACE-COUCH, FLOOR MOUNT - ANGLE 3" LONG - METAL
	083125-05-000	EA BRACE-ANGLE, COUCH - 2.5" - BEIGE

**LOUNGE GROUP (CONTINUED)**



**PASSENGER SIDE LOUNGE**

KEY	PART NUMBER	U/M DESCRIPTION
1	M05019-38-D32	EA CABINET-OVERHEAD, W/O DOORS
2	P04746-01-D32 104006-01-C05 101222-01-01A 107941-01-02A 042541-04-000	EA DOOR-CABINET, W/O HARDWARE - 255 MM X 640 L/M EA LID-ENTRANCE STEP COMPARTMENT, W/O CARPET EA BRACKET-CATCH, LID - BEIGE EA SUPPORT-LID, ENTRANCE STEP - OFF WHITE EA LATCH-BRASS, HASP TYPE - BRASS

**1993 ITASCA  
TABLE OF CONTENTS**

INTRODUCTION	A-01 -	A-02
ABBREVIATIONS		A-03
ALPHABETICAL INDEX	A-04 -	A-06
ICF27RC	A-07 -	F-02
ICF27RO	F-03 -	J-16

**1993 ICF27RC INDEX**

FLOOR PLAN	A-07 -	A-08
ACCESSORIES		A-09
AUDIO VIDEO	A-10 -	A-12
BATH	A-13 -	A-14
BEDROOM	A-15 -	A-16
CHAIR/SEAT	A-17 -	B-04
CURTAIN & CUSHION	B-05 -	B-14
DINETTE	B-15 -	B-16
DRIVERS COMPARTMENT	B-17 -	B-21
ELECTRICAL	B-22 -	C-04
EXTERIOR BODY	C-05 -	C-12
GALLEY	C-13 -	C-17
GENERATOR	C-18 -	C-19
HEATING & A/C	C-20 -	D-02
INTERIOR FINISH	D-03 -	D-06
LABELS	D-07 -	D-15
LP		D-16
LOUNGE	D-17 -	D-18
SEALANTS & FASTENERS	D-19 -	D-22
WATER & SEWAGE	D-23 -	E-06
WINDOW, VENT AND		
EXTERIOR DOOR	E-07 -	E-24
WINDSHIELD/WIPER	F-01 -	F-02

**SEALANTS & FASTENERS GROUP**

**ADHESIVE**

KEY	PART NUMBER	U/M DESCRIPTION
	004020-01-000	QT ADHESIVE-ABS CEMENT, QUART
	081377-01-700	EA ADHESIVE-CYANOACRYLATE, 10 GRAM TUBE
	087211-01-000	GL ADHESIVE-PROMOTER
	004005-02-000	EA ADHESIVE-SWIFTS, 1 GAL - W1333
	062917-03-000	EA ADHESIVE-LOCTITE 242 LOCTITE 242, SIDE 41

**CLAMPS, GROMMETS AND MISCELLANEOUS FASTENERS**

KEY	PART NUMBER	U/M DESCRIPTION
	007161-01-000	EA CLAMP-HOSE, SPRING TYPE - 1/2"
	010495-01-000	EA CLAMP-CABLE, 9/16"
	010497-01-000	EA CLAMP-CLOSED, 5/8" ID
	010497-04-000	EA CLAMP-CLOSED, 1.62" ID
	010497-05-000	EA CLAMP-CLOSED, 1/2" ID
	010499-01-000	EA CLAMP-CLOSED, 3/8" ID
	023146-01-000	EA CLAMP-SCREW TYPE - 4"
	062401-01-000	EA CLAMP-HOSE, WORMGEAR .25" - 1"
	062401-02-000	EA CLAMP-HOSE, WORMGEAR 1.56" - 2.5"
	062401-04-000	EA CLAMP-HOSE, WORMGEAR .69" - 1.25"
	062401-06-000	EA CLAMP-HOSE, WORMGEAR .22" - .62"
	062401-11-000	EA CLAMP-HOSE, WORMGEAR 3.56" - 4.5"
	075148-02-000	EA CLAMP-GROUNDING, BRONZE SCREWS
	080734-02-000	EA CLIP-WIRE, NYLON
	083609-01-000	EA CLAMP-WIRE, DUAL EQUAL - 5/8" DIAMETER
	083610-01-000	EA CLAMP-WIRE, DUAL - UNEQUAL DIAMETERS - .75" & 1.25"
	016188-03-000	EA GROMMET-L/P LINE, 3/8" HOLE X 2 1/2" LONG - RUBBER
	016188-05-000	EA GROMMET-L/P LINE, 3/8" HOLE X 1 1/4" LONG - RUBBER
	023942-01-000	EA GROMMET-RUBBER, 2" OD
	071015-35-000	EA GROMMET - 1.25 ID, FITS .187 MATERIAL - MINOR Z-710 FROM: 00-03-03 THRU: 01-23-93
	099637-01-000	EA GROMMET-RUBBER, .37" X .94" DIAMETER - BLACK
	086285-01-000	EA SPACER-NYLON, .5" OD X .257" ID
	081211-05-000	EA PLUG-PLASTIC, .188 DIA - NATURAL FROM: 01-26-93 THRU: 99-99-99
	056134-02-000	EA HOLDER-RING, 1 5" ID PIPE SIZE - STEEL
	077955-01-000	EA J CLIP-VINYL COATED, 3/8" USED IN WIRING TO CLEARANCE LIGHTS
	029094-04-000	YD VELCRO TAPE-LOOP, 1" WIDE - BLACK
	029096-03-000	YD VELCRO TAPE-HOOK, 1" WIDE - BLACK
	085774-01-000	FT FASTENER-DUAL HOOK, 1" WIDE - ADHESIVE BACK - BLACK
	085774-02-000	FT FASTENER-DUAL LOOP, 1" WIDE - ADHESIVE BACK - BLACK
	008343-01-000	EA TIE-WIRE, 6"
	008343-02-000	EA TIE-WIRE, 14"
	094362-02-000	EA CLIP-XMLAS TREE, FLAT HEAD

**SEALANTS & FASTENERS GROUP (CONTINUED)**

**NUTS AND RIVETS**

KEY	PART NUMBER	U/M DESCRIPTION
	000D24-10-00B	EA NUT-HEX, SF/LK - 10-32 ZN
	000D34-04-00B	EA NUT-HEX, LK 1/4 - 20 ZN
	000D34-06-00B	EA NUT-HEX, LK - 3/8 - 16 GRADE C ZN - PREVAILING TORQUE
	000D39-04-00B	EA NUT-HEX, SER FLG LK 1/4 - 20 ZN
	000D39-05-00B	EA NUT-HEX, SER FLG LK - 5/16 - 18 ZN
	000D39-06-00B	EA NUT-HEX, SER FLG LK - 3/8-16 ZN
	000D39-09-00B	EA NUT-HEX, SER FLG LK - 1/2-13 ZN
	000D44-07-00B	EA NUT-HEX, SER FLG LK - 7/16-20 ZN
	000D46-04-00A	EA NUT-HEX, WELD - 1/4-20 PLAIN - SHORT PILOT
	044364-02-000	EA NUT-SPEED, FLAT - ROUND
	053253-07-000	EA NUT-J, #8A - .120-.130 PANEL THICKNESS
	104369-01-000	EA NUT-HEX, HEAVY - 5/8-11 UNC
	040921-04-000	EA NUT-SPEED, U TYPE - NO. 3
	041930-02-000	EA RIVET-POP, AL 1/8 X .188-.250 - OFF WHITE DOME
	069592-02-000	EA RIVET-T (POP) - 1/4 X .093-.156
	063729-01-000	EA RIVNUT, 1/4 X 20 UNC - .030-125

**SCREWS**

KEY	PART NUMBER	U/M DESCRIPTION
	000G11-06-06B	EA SCREW, 6-20 X 3/8 PPH - ZINC
	000G11-06-10J	EA SCREW, 6-20 X 5/8 PPH - BRASS
	000G11-06-10B	EA SCREW, 6-20 X 5/8 PPH - ZINC
	000G11-07-08B	EA SCREW, 7-19 X 1/2 PPH - ZINC
	000G11-08-06B	EA SCREW, 8-18 X 3/8 PFH - ZINC
	000G11-08-12T	EA SCREW, 8-18 X 3/4 PPH - BLACK
	000G11-08-12S	EA SCREW, 8-18 X 3/4 PPH - OFF WHITE
	000G11-08-12P	EA SCREW, 8-18 X .75 PPH - DARK BROWN
	000G11-08-12D	EA SCREW, 8-18 X 3/4 PPH - BLACK
	000G11-08-12B	EA SCREW, 8-18 X 3/4 PPH - ZINC
	000G11-08-08B	EA SCREW, 8-18 X 1/2 PPH - ZINC
	000G11-08-20B	EA SCREW, 8-18 X 1 1/4 PPH - ZINC
	000G11-10-12S	EA SCREW, 10-16 X .75 PPH - OFF WHITE
	000G11-10-12D	EA SCREW, 10-16 X 3/4 PPH - BLACK
	000G11-10-40B	EA SCREW, 10-16 X 2 1/2 PPH CAD - 34927-01-000
	000G11-10-16B	EA SCREW, 10-16 X 1 - PPH - ZINC
	000G12-08-16S	EA SCREW, 8-18 X 1.00 PPH - OFF WHITE
	000G13-06-06B	EA SCREW, 6-20 X 3/8 PFH - ZINC
	000G13-06-16J	EA SCREW, 6-20 X 1.00 PFH - BRASS
	000G13-06-08G	EA SCREW, 6-20 X 1/2 PFH - ANTIQUE BRASS
	000G13-06-08B	EA SCREW, 6-20 X 1/2 PFH - ZINC
	000G13-06-24J	EA SCREW, 6-20 X 1.50 PFH - BRASS
	000G13-07-10H	EA SCREW, 7-19 X 5/8 PFH - BLACK
	000G13-07-12B	EA SCREW, 7-19 X 3/4 PFH - ZINC
	000G18-08-22B	EA SCREW-MACHINE, 8-32 X 1 3/8 PPH - ZINC
	000G19-10-20B	EA SCREW-MACHINE, 10-32 X 1 1/4 PPH - ZINC
	000G19-10-06B	EA SCREW-MACHINE, 10-32 X 1/2 PPH - ZINC
	000G32-10-06B	EA SCREW, 10-32 X 3/8" - PPH - ZINC
	000G39-06-16T	EA SCREW-SF/DR, 6-20 X 1 PPH - BLACK
	000G39-06-10T	EA SCREW-SF/DR, 6-20 X 5/8 PPH - BLACK
	000G39-08-08B	EA SCREW-SF/DR, 8-18 X 1/2 PPH - ZINC
	000G39-08-06B	EA SCREW-SF/DR, 8-18 X 3/8 PPH - ZINC
	000G39-08-08T	EA SCREW-SF/DR, 8-18 X 1/2 PPH - BLACK

**1993 ITASCA  
TABLE OF CONTENTS**

INTRODUCTION	A-01	A-02
ABBREVIATIONS		A-03
ALPHABETICAL INDEX	A-04	A-06
ICF27RC	A-07	F-02
ICF27RO	F-03	J-16

**1993 ICF27RC INDEX**

FLOOR PLAN	A-07	A-08
ACCESSORIES		A-09
AUDIO VIDEO	A-10	A-12
BATH	A-13	A-14
BEDROOM	A-15	A-16
CHASSIS	A-17	B-04
CURTAIN & CUSHION	B-05	B-14
DINETTE	B-15	B-16
DRIVERS COMPARTMENT	B-17	B-21
ELECTRICAL	B-22	C-04
EXTERIOR BODY	C-05	C-12
GALLEY	C-13	C-17
GENERATOR	C-18	C-19
HEATING & A/C	C-20	D-02
INTERIOR FINISH	D-03	D-06
LABELS	D-07	D-15
I.P		D-16
LOUNGE	D-17	D-18
SEALANTS & FASTENERS	D-19	D-22
WATER & SEWAGE	D-23	E-06
WINDO'W, VENT AND		
EXTERIOR DOOR	E-07	E-24
WINDSHIELD/WIPER	F-01	F-02

**SEALANTS & FASTENERS GROUP (CONTINUED)**  
SCREWS (CONTINUED)

KEY	PART NUMBER	U/M DESCRIPTION
	000G39-08-09S	EA SCREW-SF/DR, 8-18 X 1/2 PPH - OFF WHITE
	000G39-08-12B	EA SCREW-SF/DR, 8-18 X 3/4 PPH - ZINC
	000G39-08-12T	EA SCREW-SF/DR, 8-18 X 3/4 PPH - BLACK
	000G39-08-16B	EA SCREW-SF/DR, 8-18 X 1 PPH - ZINC
	000G39-08-16T	EA SCREW-SF/DR, 8-18 X 1 PPH - BLACK
	000G39-08-32B	EA SCREW-SF/DR, 8-18 X 2 PPH - ZINC
	000G39-10-08B	EA SCREW-SF/DR, 10-16 X 1/2 P&H - ZINC
	000G39-10-12B	EA SCREW-SF/DR, 10-16 X 3/4 PPH - ZINC
	000G39-10-12D	EA SCREW-SF/DR, 10-16 X 3/4 PPH - BLACK
	000G39-10-129	EA SCREW-SF/DR, 10-16 X 3/4 PPH - FLUOROCARBON SILVER
	000G39-10-20B	EA SCREW-SF/DR, 10-16 X 1 1/4 PPH ZN
	000G43-08-24B	EA SCREW-MACHINE, 6-32 X 1 1/2 ZN
	000G46-09-24T	EA SCREW-MACHINE, 8-32 X 1.50 PPH - BLACK
	000G50-04-08B	EA SCREW-MACHINE, 1/4-20 X 1/2 PTH - ZINC
	000G50-04-12B	EA SCREW-MACHINE, 1/4-20 X 3/4 PPH - ZINC
	000G52-08-18H	EA SCREW-MACHINE, 8-32 X 1 1/8 PTH - ZINC
	000G53-04-06E	EA SCREW-MACHINE, 1/4-20 X 3/8 PPH - UNDERCUT HEAD
	000G54-04-20B	EA SCREW, 1/4-20 X 1 1/2 PTH - TYPE 23 - ZINC PLATED
	000G56-12-46B	EA SCREW-WOOD, 12 - 11 X 3 POH - SPECIAL HARDENED
	000G60-10-28T	EA SCREW-SF/DR, 10-16 X 1.75 - BLACK
	000G67-10-46B	EA SCREW, 10-12 X 3 PPH - ZINC
	000G67-10-36T	EA SCREW, 10-12 X 2.25 PPH - BLACK - STALGAURD
		FROM: 00-00-00 THRU: 03-10-93
		FROM: 12-15-93 THRU: 03-99-99
	000G67-10-24B	EA SCREW, 10-12 X 1 1/2 PPH - ZINC
	000G67-10-20D	EA SCREW, 10-12 X 1 1/4 PPH - BLACK
	000G67-10-16B	EA SCREW, 10-12 X 1 PPH - ZINC
	000G67-10-120	EA SCREW, 10-12 X .75 PPH - TAN
	000G67-10-12B	EA SCREW, 10-12 X 3/4 PPH - ZINC
	000G67-10-10S	EA SCREW, 10-12 X 5/8 PPH - OFF WHITE
	000G67-10-10R	EA SCREW, 10-12 X 5/8 PPH - TYPE A - BEIGE
	000G67-10-10D	EA SCREW, 10-12 X 5/8 PPH - BLACK - TYPE A
	000G67-10-10B	EA SCREW, 10-12 X 5/8 PPH - ZINC - TYPE A
	000G67-10-08B	EA SCREW, 10-12 X 1/2 PPH - ZINC
	000G68-06-10G	EA SCREW, 6-18 X 5/8 POH - ANTIQUE BRASS
	000G68-10-35T	EA SCREW, 10-12 X 2.25 POH BLACK
		FROM: 00-00-00 THRU: 12-14-92
	049465-04-000	EA SCREW, 10-16 X 1 PTH W/WASHER - BEIGE
	049465-05-000	EA SCREW, 10-16 X 1 PTH W/WASHER - GRAY
	075908-01-000	EA SCREW-MACHINE, 10-32 X .56 PTH - ZINC - EXTERNAL TOOTH
	076790-01-000	EA SCREW, 6-20 X 1 1/4 PPH - BLACK
	087721-01-000	EA SCREW-FLAT HEAD, TAPPING - 1/4 X 1 1/4 LG - ZINC

**BOLTS**

KEY	PART NUMBER	U/M DESCRIPTION
	000C12-05-16B	EA BOLT-HEX, 5/16-18 X 1 - ZINC 5
	000C12-06-16B	EA BOLT-HEX, 3/8-16 X 1 - ZINC 5
	000C12-07-20B	EA BOLT-HEX, 7/16 - 14 X 1 1/4 - ZN5
	000C12-08-24B	EA BOLT-HEX, 1/2-13 X 1 1/2 - ZN 5
	000C12-10-24B	EA BOLT-HEX, 5/8-11 X 1 1/2 ZN - 5
	000C13-07-48B	EA BOLT-HEX, 7/16 - 20 X 3 - ZN 5
	000C18-05-40A	EA BOLT-ELEV, 5/16-18 X 2 1/2 - PL
	000C26-04-10B	EA BOLT-HEX, SER FLG - 1/4-20 X 5/8 - ZINC
	000C26-04-14B	EA BOLT-HEX, SER FLG - 1/4-20 X 7/8 - ZINC
	000C26-05-12B	EA BOLT-HEX, SER FLG - 5/16-18 X 3/4 - ZINC
	000C26-06-12B	EA BOLT-HEX, SER FLG - 3/8-16 X 3/4 - ZINC
	000C26-06-28B	EA BOLT-HEX, SER FLG - 3/8-16 X 13/4 - ZINC
	000C27-10-32B	EA BOLT-CARRIAGE, 5/8-11 X 2.00
	000G45-05-16B	EA BOLT-LAG, 5/16 - 9 X 1 - ZINC
	051387-06-000	EA BOLT-CARRIAGE, W/O HOLE - 5/16-18 X 9.5 - ZINC
	102333-01-05A	EA BOLT-CARRIAGE, 7/16 - 14 SST CAP - ASH GRAY BUMPER BOLT

**SEALANTS & FASTENERS GROUP (CONTINUED)**  
WASHERS

KEY	PART NUMBER	U/M DESCRIPTION
	000E11-07-00B	EA WASHER-LK, 7/16 MED SPLIT - ZINC
	000E13-18-00B	EA WASHER-FL, 3/8" WIDE - ZINC
	000E13-20-00B	EA WASHER-FL, 7/16" WIDE - ZINC
	000E13-21-00B	EA WASHER-FL, W/2 NUT - ZINC
	000E14-10-00B	EA WASHER-LK, NO 10 EXT TOOTH - ZINC
	044533-01-000	EA WASHER-PLASTIC, 1 3/8"OD - FOR BUTTONS
	058716-02-000	EA WASHER-FLAT, NYLON - .406 X .750 X .060
	106649-01-000	EA WASHER-SEALING, GALVANIZED
	110794-01-000	EA WASHER-FL, 1" ID X 1 3/4" OD

**TAPES**

KEY	PART NUMBER	U/M DESCRIPTION
	076314-02-000	FT TAPE-CARPET SEAM, HEAT-BOND - 4" WIDE
	076322-01-000	FT TAPE-FOAM, DOUBLE COATED ADHESIVE BACKED - .75" X 216'
	076322-02-000	FT TAPE-FOAM, DOUBLE COATED ADHESIVE BACKED - 1" X 108'
	076322-05-000	FT TAPE-FOAM, DOUBLE COATED - .025" X 1.5" X 108'
	088479-01-000	EA TAPE-ALUMINUM, 3" WIDE - 3M
	002707-02-000	FT TAPE-SEALER, 5/16" X 1/2" - INCREMENTS OF 50 FT

**SEALERS**

KEY	PART NUMBER	U/M DESCRIPTION
	069640-01-000	FT SEALER-RIBBON, 1/4" DIAMETER - INCREMENTS OF 30'
	069640-02-000	FT SEALER-RIBBON, 1/2" X 1/8" - INCREMENTS OF 30' OR 60'
	069640-03-000	FT SEALER-RIBBON, 3/4" X 1/8" - INCREMENTS OF 60'
	069640-07-000	FT SEALER-RIBBON, 2" X 3/32" - INCREMENTS OF 30' OR 45'
	069640-09-000	FT SEALER-RIBBON, 1/32" X 2 1/2" - INCREMENTS OF 80'
	069640-12-000	FT SEALER-TAPE, 1/8" X 1.5" - GRAY
		FROM: 00-00-00 THRU: 09-21-92
	069640-13-000	FT SEALER-TAPE, 3/32" X 2" - BLACK
		FROM: 09-08-92 THRU: 09-99-99
	069640-14-000	FT SEALER-TAPE, 1/16" X 1" - GRAY
		FROM 09-22-92 THRU: 99-99-99
	900390-01-000	EA TIP - 2 1/2" X 1/8" ORIFICE, ELLSWORTH#TS216
	900390-03-000	EA NOZZLES-SILICONE TUBE, CSL# D10
	034552-02-000	EA SILICONE-TUBE, 300 ML - CLEAR
	034552-13-000	EA SILICONE-TUBE, 300 ML - ASH GRAY
	053766-02-000	EA BEDDING COMPOUND-TUBE, WHITE SCHNEE# 5522
	053766-06-000	EA BEDDING COMPOUND-TUBE, CLEAR
	053766-08-000	EA BEDDING COMPOUND-TUBE, GRAY - SCHNEE# 5522
	072859-01-000	EA SEALANT-URETHANE, BLACK - 1/10 - ESSEX 552 2
	102352-01-000	EA SEALER-PUMPABLE, BLACK - COLORIMETRIC MS101
	102206-01-000	EA SEALER-PUMPABLE - MANUS 3DABLACK

**1993 ITASCA  
TABLE OF CONTENTS**

INTRODUCTION	A-01 -	A-02
ABBREVIATIONS		A-03
ALPHABETICAL INDEX	A-04 -	A-06
ICF27RC	A-07 -	F-02
ICF27RO	F-03 -	J-16

**1993 ICF27RC INDEX**

FLOOR PLAN	A-07 -	A-08
ACCESSORIES		A-09
AUDIO VIDEO	A-10 -	A-12
BATH	A-13 -	A-14
BEDROOM	A-15 -	A-16
CHASSIS	A-17 -	B-04
CURTAIN & CUSHION	B-05 -	B-14
CHINETTE	B-15 -	B-16
DRIVERS COMPARTMENT	B-17 -	B-21
ELECTRICAL	B-22 -	C-04
EXTERIOR BODY	C-05 -	C-12
GALLEY	C-13 -	C-17
GENERATOR	C-18 -	C-19
HEATING & A/C	C-20 -	D-02
INTERIOR FINISH	D-03 -	D-06
LABELS	D-07 -	D-15
LP		D-16
LOUNGE	D-17 -	D-18
SEALANTS & FASTENERS	D-19 -	D-22
WATER & SEWAGE	D-23 -	E-06
WINDOW, VENT AND EXTERIOR DOOR	E-07 -	E-24
WINDSHIELD/WIPER	F-01 -	F-02

**WATER & SEWAGE GROUP**  
WATER HEATER W/ELECTRIC IGNITION

KEY	PART NUMBER	U/M DESCRIPTION
	051391-03-000	EA HEATER-WATER, W/ELECTRIC IGNITION - ATWOOD G6A-3E
	051391-01-700	EA HINGE KIT-W/CLIP, ATWOOD# 92568 & 92559
	051391-01-704	EA VALVE-RELIEF, 1/2" FITTING - ATWOOD# 91604
	051391-01-705	EA FASTENER-CAMLOC, ATWOOD# 92609
	051391-01-706	EA GRILLE-EXHAUST, ATWOOD# 92787
	051391-01-708	EA BURNER-MAIN, 3E ONLY - ATWOOD# 92615
	051391-01-710	EA ORIFICE-MAIN BURNER, ATWOOD# 92742
	051391-01-714	EA ELBOW FITTING 45 DEGREE - 3/8 F X 3/8 NPT, ATWOOD# 91044
	051391-01-715	EA DRAIN PLUG, ATWOOD# 91561
	051391-03-700	EA ORIFICE HOLDER, ATWOOD# 91563
	051391-04-700	EA TANK-INNER (G6A-3E), FRONT MOUNT - ATWOOD# 91439
	051391-04-701	EA THERMOSTAT 12 VDC - 120 PRESET, FRONT MOUNT ONLY - ATWOOD# 91470
	051391-04-703	EA BURNER-MAIN, ATWOOD# 91538
	051391-04-705	EA TANK-INNER, G6A-4E & 6E - FRONT MOUNT - ATWOOD# 91641
	097967-01-000	EA SWITCH-WATER HEATER, REMOTE W/LIGHT - ATWOOD# 91959
	051393-01-702	EA SWITCH-ENERGY CUT-OFF, ATWOOD# 91951
	051393-01-703	EA THERMOSTAT-REAR MOUNT, ATWOOD# 91952
	051393-01-704	EA CIRCUIT BOARD-W/BLACK BOX, ATWOOD# 91420
	051393-01-705	EA ORIFICE HOLDER-ATWOOD# 91925
	051393-01-716	EA SPARK & PROBE ASM, ATWOOD# 91606
	051393-01-718	EA VALVE-DUAL SOLENOID, ATWOOD# 91605
	051393-01-721	EA ECO & THERMOSTAT ASM-FRONT MOUNT, 140 DEGREE - ATWOOD# 91447
	051393-01-722	EA SWITCH-THERMAL CUT-OFF, 2 PER PACKAGE - ATWOOD# 93865
	051393-01-724	EA CIRCUIT BOARD-SPADE TERMINAL - ATWOOD# 93867
	051393-01-725	EA ELECTRODE-SINGLE SPADE CONNECTION - ATWOOD# 93868
	051393-01-726	EA SOLENOID VALVE AND BRACKET - ATWOOD# 93870
	051393-03-700	EA TANK-INNER (G6A-3E), REAR MOUNT - ATWOOD# 91439

**WATER & SEWAGE GROUP (CONTINUED)**  
WATER HEATER W/MOTOR AID

KEY	PART NUMBER	U/M DESCRIPTION
	051393-01-000	EA WATER HEATER-W/MOTOR AID, PILOTLESS IGNITION ATWOOD GH6-3E, GH6-4E OR GH6 5E
	051391-01-700	EA HINGE KIT-W/CLIP, ATWOOD # 92568 & 92559
	051391-01-704	EA VALVE-RELIEF, 1/2" FITTING - ATWOOD# 91604
	051391-01-705	EA FASTENER-CAMLOC, ATWOOD# 92609
	051391-01-706	EA GRILLE-EXHAUST, ATWOOD# 92787
	051391-01-708	EA BURNER-MAIN, 3E ONLY - ATWOOD# 92615
	051391-01-710	EA ORIFICE-MAIN BURNER, ATWOOD# 92742
	051391-01-714	EA ELBOW - 45 DEGREE, 3/8" F X 3/8" MPT - ATWOOD 91044
	051391-01-715	EA DRAIN PLUG, ATWOOD# 91561
	051391-03-700	EA ORIFICE HOLDER, ATWOOD# 91563
	051391-04-701	EA THERMOSTAT 12 VDC-120 PRESET, FRONT MOUNT ONLY - ATWOOD# 91470
	051391-04-703	EA BURNER-MAIN, ATWOOD# 91538
	051391-04-704	EA TANK-INNER, FRONT MOUNT - GH6-4E & 6E - ATWOOD 91642
	051391-04-705	EA TANK-INNER, FRONT MOUNT - GH6-3E - ATWOOD 91609
	097967-01-000	EA SWITCH-WATER HEATER, REMOTE W/LIGHT - ATWOOD 91959
	051393-01-702	EA SWITCH-ENERGY CUT-OFF, ATWOOD# 91951
	051393-01-703	EA THERMOSTAT-HEAR MOUNT, ATWOOD# 91952
	051393-01-704	EA CIRCUIT BOARD-W/BLACK BOX, ATWOOD# 91420
	051393-01-705	EA ORIFICE HOLDER-ATWOOD# 91925
	051393-01-714	EA TANK-INNER (GH6-3E), REAR MOUNT - ATWOOD# 91408
	051393-01-716	EA SPARK & PROBE ASM, ATWOOD# 91606
	051393-01-718	EA VALVE-DUAL SOLENOID, ATWOOD# 91605
	051393-01-721	EA ECO & THERMOSTAT ASM-FRONT MOUNT, 140 DEGREE - ATWOOD# 91447
	051393-01-723	EA SWITCH-THERMAL CUT-OFF, 2 PER PACKAGE - ATWOOD# 93865
	051393-01-724	EA CIRCUIT BOARD-SPADE TERMINAL - ATWOOD# 93867
	051393-01-725	EA ELECTRODE-SINGLE SPADE CONNECTION - ATWOOD# 93868
	051393-01-726	EA SOLENOID VALVE AND BRACKET - ATWOOD# 93870
	051393-03-701	EA TANK-INNER, GH6-4E & 6E - ATWOOD# 91642
	038209-03-000	EA ELBOW - 1/2" MPT X 1/2" MPT, PLASTIC
	110438-01-000	EA VALVE-CHECK, BRASS - G784

FROM: 11-22-92 THRU: 99-99-99

FROM: 11-22-92 THRU: 99-99-99

**EUROPEAN EXPORT WATER HEATER**

KEY	PART NUMBER	U/M DESCRIPTION
	111129-01-000	EA WATER HEATER-ELECTRIC IGNITION GAS/220V ELECTRIC-ATWOOD94720ICH65E
		FROM: 02-01-93 THRU: 99-99-99
	111129-01-700	EA WALL SWITCH PACKAGE - ATWOOD# 91208
	111129-01-701	EA PRESSURE/DRAIN VALVE 2 BAR - ATWOOD# 91190
	111129-01-702	EA PRESSURE DRAIN VALVE 3.5 BAR - ATWOOD# 91210
	111129-01-703	EA THERMOSTAT (60 DEGREE)ECO(82 DEGREE)KIT - ATWOOD# 91191
	111129-01-704	EA IGNITION BOARD - ATWOOD# 91194
	111129-01-705	EA GAS PRESSURE REGULATOR V/NO.10 - ATWOOD# 91193
	111129-01-706	EA MAIN BURNER ORFICE W/FITTING - ATWOOD# 91017
	111129-01-707	EA MAIN BURNER KIT - ATWOOD# 91204
	111129-01-708	EA SPARK/PROBE IGNITION KIT - ATWOOD# 91195
	111129-01-709	EA FLUE ASSEMBLY - ATWOOD# 91045
	111129-01-710	EA ACCESS DOOR, W/LOCK - ATWOOD# 91203
	111129-01-711	EA CORNER BRACKETS (SET OF 4) - ATWOOD# 91928
	111129-01-712	EA HARDWARE KIT, W/LOCK - ATWOOD# 91193
	111129-01-713	EA TANK INNER ICH6-6E - ATWOOD# 91188
	111129-01-714	EA THERMOSTAT-ELECTRIC, 220V - ATWOOD# 91207
	111129-01-715	EA RELAY, 220 V/12 VDC - ATWOOD# 91206
	111129-01-716	EA HEATING ELEMENT 220V/500W/ATT - ATWOOD# 91081
	111129-01-717	EA BUSHING-STRAIN RELIEF - ATWOOD# 91372
	112176-01-000	FT TUBING-VINYL, REINFORCED - 1/2" ID - KEVCO
		FROM: 04-22-93 THRU: 99-99-99
	112177-01-000	EA ADAPTER-BRASS, 1/2" MPT X 1/2" BARB - KEVCO
		FROM: 04-22-93 THRU: 99-99-99

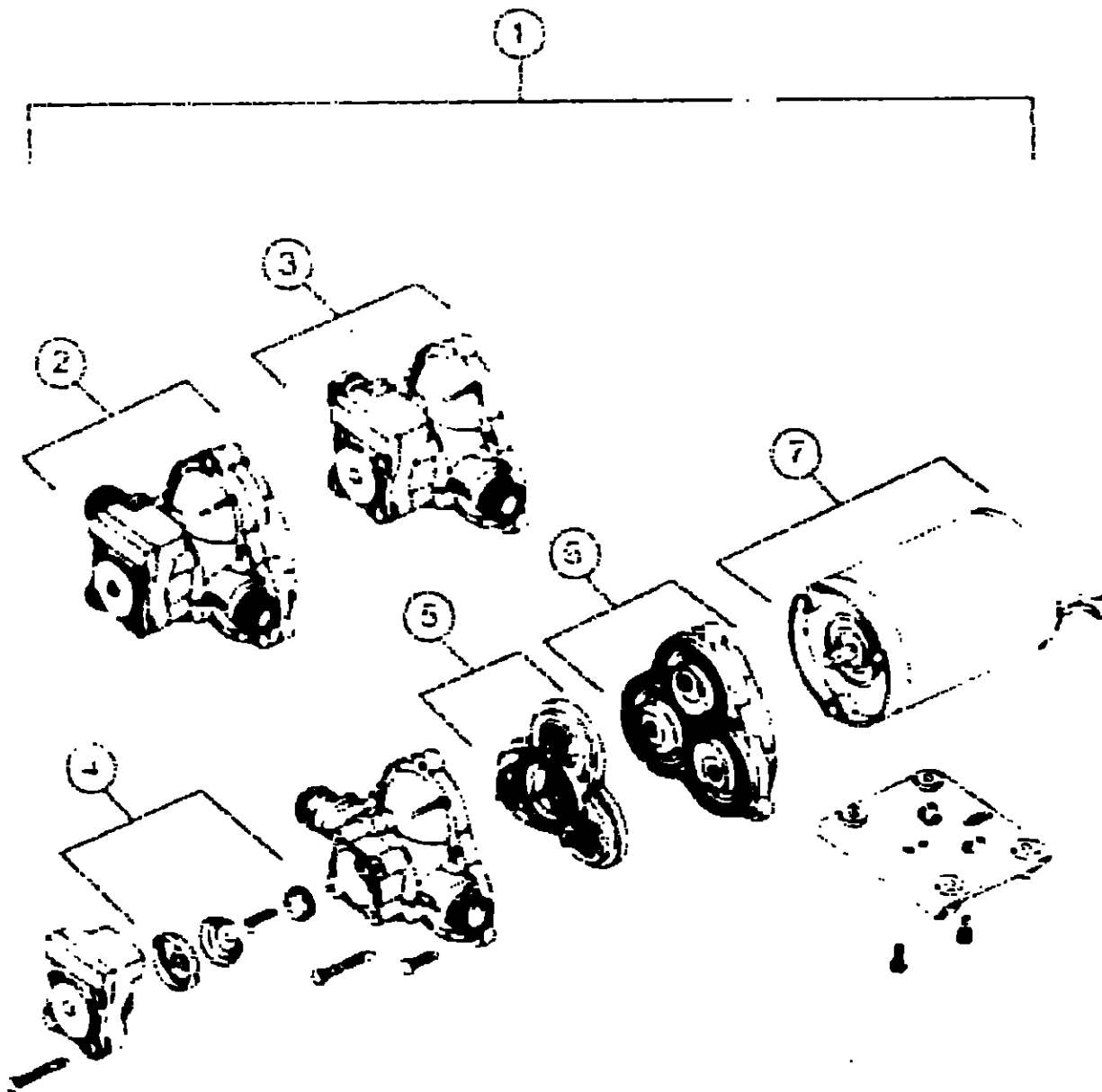
**1993 ITASCA**  
**TABLE OF CONTENTS**

INTRODUCTION	A-01 -	A-02
ABBREVIATIONS		A-03
ALPHABETICAL INDEX	A-04 -	A-06
ICF27RC	A-07 -	F-02
ICF27RC	F-03 -	J-16

**1993 ICF27RC INDEX**

FLOOR PLAN	A-07 -	A-08
ACCESSORIES		A-09
AUDIO VIDEO	A-10 -	A-12
BATH	A-13 -	A-14
BEDROOM	A-15 -	A-16
CHASSIS	A-17 -	B-04
CURTAIN & CUSHION	B-05 -	B-14
DINETTE	B-15 -	B-16
DRIVERS COMPARTMENT	B-17 -	B-21
ELECTRICAL	B-22 -	C-04
EXTERIOR BODY	C-05 -	C-12
GALLEY	C-13 -	C-17
GENERATOR	C-18 -	C-19
HEATING & A/C	C-20 -	D-02
INTERIOR FINISH	D-03 -	D-06
LABELS	D-07 -	D-15
LP		D-16
LOUNGE	D-17 -	D-19
SEALANTS & FASTENERS	D-19 -	D-22
WATER & SEWAGE	D-23 -	E-06
WINDOW, VENT AND		
EXTERIOR DOOR	E-07 -	E-24
WINDSHIELD WIPER	F-01 -	F-02

**WATER & SEWAGE GROUP (CONTINUED)**



**WATER PUMP**

KEY	PART NUMBER	U/M DESCRIPTION
1	029507-01-000	EA PUMP-WATER, W/3/4" MPT FITTING - FLOW 2.5 GPM - US
2	029507-01-700	EA PUMP HEAD-REPLACEMENT, SHUFFLO# 94-236-03
3	029507-01-706	EA UPPER HOUSING SWITCH KIT, SHUFFLO# 94-231-03
4	029507-01-705	EA CHECK VALVE-KIT, SHUFFLO# 94-237-03
5	029507-01-703	EA VALVE ASM, SHUFFLO# 94-232-03
6	029507-01-702	EA DIAPHRAGM KIT W/DRIVE, SHUFFLO# 94-235-04
7	029507-01-707	EA MOTOR BASE PLATE REPLACEMENT, SHUFFLO# 94-234-03

**WATER HEATER BYPASS**

KEY	PART NUMBER	U/M DESCRIPTION
	029723-01-000	EA BYPASS KIT-WATER HEATER, COMPLETE W/VALVE & TUBING - US
	029723-01-700	EA VALVE ONLY-CHECK, PLASTIC - PCV-100 - US
	029723-02-000	EA BYPASS KIT-WATER HEATER, COMPLETE W/VALVE & TUBING - CANADIAN
	029723-02-700	EA VALVE ONLY-CHECK, BRASS - BCV-100 - CANADIAN
	103259-01-000	EA BRACKET-BYPASS WATER HEATER
	110436-01-000	EA VALVE-CHECK, BRASS - G784
	029217-01-000	EA TEE-SWIVEL, 1/2" - PLASTIC
	022956-01-000	EA TEE - 1/2" F X 1/2" MPT X 1/2" F, PLASTIC

**WATER & SEWAGE GROUP (CONTINUED)**

**WATER TANK**

KEY	PART NUMBER	U/M DESCRIPTION
	076625-07-000	EA TANK ASSEMBLY-WATER, 54 GL - W/FITTINGS
	076625-01-000	EA TANK-WATER, 54 GL - W/O FITTINGS
	029551-01-000	EA SENDING UNIT-W/SCREW, WASHER, WELL NUT & TERMINAL RING
	075224-01-000	EA ADAPTER-HOSE TO PIPE, 3/8" MPT X 3/8" BARB - PLASTIC BLACK
	042069-03-000	EA FITTING-WATER TANK, SPINWELD - 1 1/4" FPT - PLASTIC - WHITE
	042959-04-000	EA FITTING-WATER TANK, SPINWELD - 3/8" FPT - PLASTIC - WHITE
	042959-05-000	EA FITTING-WATER TANK, SPINWELD - 1/2" FPT - PLASTIC - WHITE
	044227-01-000	EA ADAPTER-HOSE TO PIPE, 1 1/4" MPT X 1 1/4" BARB-BLACK PLASTIC
	049022-01-000	EA PATCH-SPINWELD, 3/8" - PLASTIC
	022955-03-000	EA TEE - 5/8" F X 3/8" F X 1/2" MPT - PLASTIC
	074462-02-000	FT TUBING-VINYL, 3/8" ID - CLEAR
	077954-02-000	EA FILTER-WATER TANK, SCREEN IN TANK
	079381-01-000	FT TUBING-SMOOTH FLEXIBLE, 1 1/4" ID
	026449-01-000	EA WIRE ASSEMBLY-WATER TANK TO MONITOR PANEL

**EXTERIOR SHOWER**

KEY	PART NUMBER	U/M DESCRIPTION
	045123-01-000	EA VALVE-DRAIN, PLASTIC - 1/2" FPT
	065123-01-000	EA ELBOW-SWIVEL, 1/2" FPT X 1/2" FLARE - PLASTIC - GRAY
	075241-05-000	EA FAUCET-SHOWER, BONE
	093527-02-000	EA BRACKET-SQUEEGEE/SHOWER HEAD
		FROM 10-02-92 THRU. 99-99-93
	091952-02-000	EA CLIP-GRIPPER, 3/4"
		FROM: 10-02-92 THRU. 99-99-93
	100392-01-000	EA SHOWER HEAD-W/60" HOSE - US
	100392-02-000	EA SHOWER HEAD-W/60" HOSE - CANADIAN
	100392-01-700	EA BRACKET ONLY-CLEAR, F/SHOWER HEAD - 2325029
	026241-07-000	EA SWITCH-ROCKER, DPDT - ON/ON - BLACK
		FROM: 03-03-00 THRU: 06-14-92
	029357-08-000	EA SWITCH-ROCKER, DPDT ON/NONE/ON - CARLING VDD1500C-0
		FROM: 06-15-92 THRU: 99-99-93

**WATER SYSTEM**

KEY	PART NUMBER	U/M DESCRIPTION
	039500-01-000	FT TUBING-POLYBUTYL, 1/2" OD - INCREMENTS OF 20" - BLACK
	039500-02-000	FT TUBING-POLYBUTYL, 5/8" OD - INCREMENTS OF 20" - BLACK
	052952-01-000	EA NUT-PLASTIC, 1/2" F X 1/2" TUBE - GRAY
	052952-02-000	EA NUT-PLASTIC, 5/8" FLARE
	052957-02-000	EA ELBOW-MALE, 1/2" F X 1/2" MPT - PLASTIC - GRAY
	052958-01-000	EA TEE 1/2" F X 1/2" F X 1/2" F - PLASTIC - GRAY
	052959-02-000	EA CONNECTOR, 1/2" F X 1/2" MPT - PLASTIC - GRAY
	052960-01-000	EA DRAIN VALVE-IN LINE, HEADER - 1/2" F X 1/2" F - GRAY PLAS
	029795-01-000	EA TEE - 1/2" MPT X 1/2" MPT X 1/2" MPT, PLASTIC
	055293-01-000	EA TEE-PLASTIC, 5/8" F X 1/2" F X 5/8" F
	057457-01-000	EA ELBOW-UNION, 1/2" X 1/2" FLARE
	074463-01-000	EA TEE - 4 WAY, 1/2" FLARE - PLASTIC - GRAY
	079317-01-000	EA ADAPTER-SWIVEL, 1/2" TUBE X 1/2" FPT - PLASTIC - GRAY
	082144-02-000	EA CAP-PIPE, 1/2" FPT BRASS - HEX
	087659-05-000	EA FILL-WATER, CITY - ASH GRAY
	098417-01-000	EA CONNECTOR - 5/8" F X 1/2" MPT, PLASTIC - KEVCO
	101514-01-000	EA COUPLING-FEMALE, 1/2" X 1/2" FPT
	106258-01-000	EA CAP-INSERTABLE, 1/2" FLARE
	106258-02-000	EA CAP-INSERTABLE, 5/8" FLARE - KEVCO 64399 BONNET
	029561-01-000	EA SENDING UNIT-W/SCREW, WASHER, WELL NUT & TERMINAL RING
	057973-01-000	EA TEE-PLASTIC, 1/2" F X 1/2" F X 5/8" F - WATER

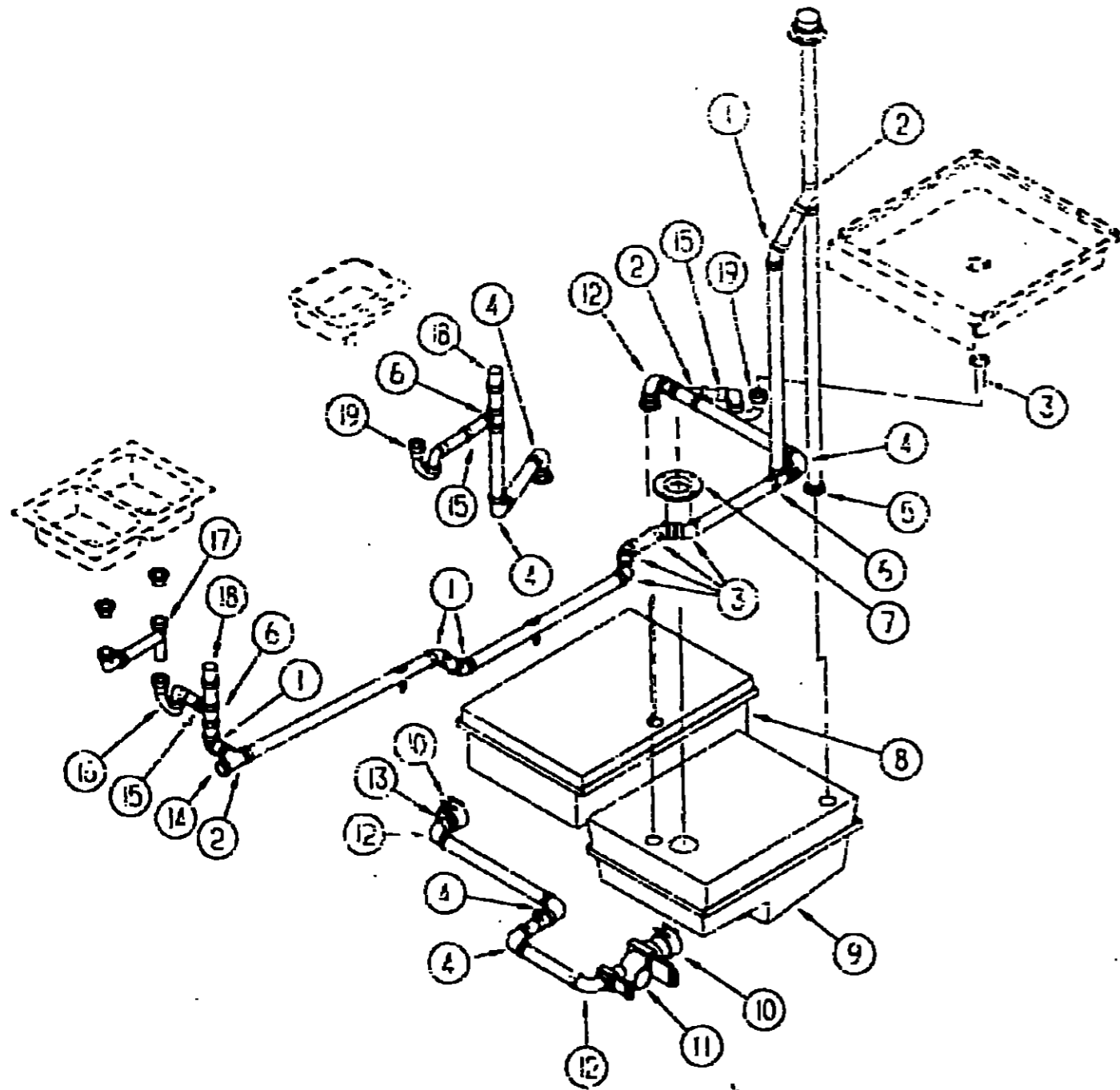
**1993 ITASCA  
TABLE OF CONTENTS**

INTRODUCTION	A-01 -	A-02
ABBREVIATIONS		A-03
ALPHABETICAL INDEX	A-04 -	A-05
ICF27RC	A-07 -	F-02
ILF27EO	F-03 -	J-15

**1993 ICF27RC INDEX**

FLOOR PLAN	A-07 -	A-08
ACCESSORIES		A-09
AUDIO VIDEO	A-10 -	A-12
BATH	A-13 -	A-14
BEDROOM	A-15 -	A-16
CHASSIS	A-17 -	B-04
CURTAIN & CUSHION	B-05 -	B-14
DINETTE	B-15 -	B-16
DRIVERS COMPARTMENT	B-17 -	B-21
ELECTRICAL	B-22 -	C-04
EXTERIOR BODY	C-05 -	C-12
GALLEY	C-13 -	C-17
GENERATOR	C-18 -	C-19
HEATING & A/C	C-20 -	D-02
INTERIOR FINISH	D-03 -	D-06
LABELS	D-07 -	D-15
LP		D-17
LOUNGE	D-17 -	D-18
SEALANTS & FASTENERS	D-19 -	F-22
WATER & SEWAGE	D-23 -	E-05
WINDOW, VENT AND		
EXTERIOR DOOR	E-07 -	E-24
WINDSHIELD/WIPER	F-01 -	F-02

**WATER & SEWAGE GROUP (CONTINUED)**  
**DRAINAGE SYSTEM ( 07-00-00 THRU: 08-28-92 )**



KEY	PART NUMBER	U/M DESCRIPTION
1	018006-01-000	EA ELBOW - 45 DEGREE, 1/8 BEND - 1 1/2" HUB X HUB - BLACK PLASTIC
2	018073-01-000	EA WYE - 45 DEGREE, 1 1/2" HUB X HUB X HUB - PLASTIC - BLACK
3	011059-03-000	EA TAILPIECE-TUB/SHOWER, 1 1/2" X 1 3/4" - PLASTIC - US
4	011059-02-000	EA TAILPIECE-TUB/SHOWER, 1 1/2" X 1 1/4" X 4" - BRASS - CANADIAN
5	018008-01-000	EA ELBOW - 90 DEGREE, 1/4 BEND - 1 1/2" HUB X HUB - BLACK PLASTIC
6	018115-01-000	EA COUPLING - 1 1/2" HUB X HUB, PLASTIC
7	018071-01-000	EA TEE-SANITARY, 1 1/2" HUB X HUB X HUB - PLASTIC - BLACK
7	024676-01-000	EA FLANGE-CLOSET, TOILET - 4" X 3" - US
7	024676-02-000	EA FLANGE-CLOSET, TOILET - 4" X 3" - CANADIAN
8	102050-01-000	EA TANK-HOLDING W/O GROMMETS - 35.5 GALLONS - 800 MM X 615 MM X 402 MM
9	061607-01-000	EA TANK-HOLDING W/O GROMMETS - 44 GALLONS - 35.5" X 25" X 14.8"
9	061607-02-000	EA GROMMET-HOLDING TANK, 1 1/2" NPS
9	061607-03-000	EA GROMMET-HOLDING TANK, 3" NPS
10	072406-01-000	EA COUPLER-RUBBER, W/CLAMPS - 3" X 3"
11	070916-01-000	EA VALVE-DUAL DUMP, W/CAP - 3" X 1 1/2" - PLASTIC - BLACK
11	070916-01-700	EA VALVE ONLY, 3"
11	070916-01-701	EA VALVE ONLY, 1 1/2"
11	062415-01-000	EA CAP-SEWER 3" DIAMETER
11	062415-01-700	EA STRING SEWER CAP
11	062416-01-000	EA ADAPTER-SEWER HOSE TO 3" PIPE
11	010201-01-000	EA HOSE-SEWER, 3" ID X 8'
12	033761-01-000	EA ELBOW-TURN, 1/4 BEND X 1.5" HUB X 1.5" SPIGOT - BLACK PLASTIC
13	062422-01-000	EA ADAPTER-OFFSET REDUCER, 3" X 1 1/2" - PLASTIC - BLACK
14	010122-01-000	EA BUSHING-REDUCER, 1 1/2" SMOOTH X 1 1/4" THD - PLASTIC - BLACK
14	010166-01-000	EA PLUG-THREADED, 1 1/4" DIAMETER - PLASTIC - BLACK
15	109571-01-000	EA ADAPTER-P TRAP, 1 1/2" P X 1 1/4" MPT - US
16	107538-01-000	EA P TRAP, PLASTIC, 1 1/4" W/EXT ARM - US
16	011071-01-000	EA P TRAP, PLASTIC, 1 1/2" - CANADIAN
17	011091-02-000	EA PIPE-DRAIN, DOUBLE SINK - BAFFLE TEE - 1 1/2"
17	011091-03-000	EA PIPE-DRAIN, W/SEALS - DOUBLE SINK - EXTENDS 9" TO 16"
18	075969-01-000	EA VENT-MECHANICAL TRAP ARM, ANTI-SIPHON - 2" DIA X 7.3" - PLASTIC
19	107538-01-000	EA P TRAP-PLASTIC, 1 1/4" W/EXT ARM - US
19	011066-03-700	EA P TRAP KIT - 1 1/2" X 1 1/4" P-TRAP W/1 1/2" TO 1 1/4" REDUCER - CANADIAN

**1993 ITASCA**  
**TABLE OF CONTENTS**

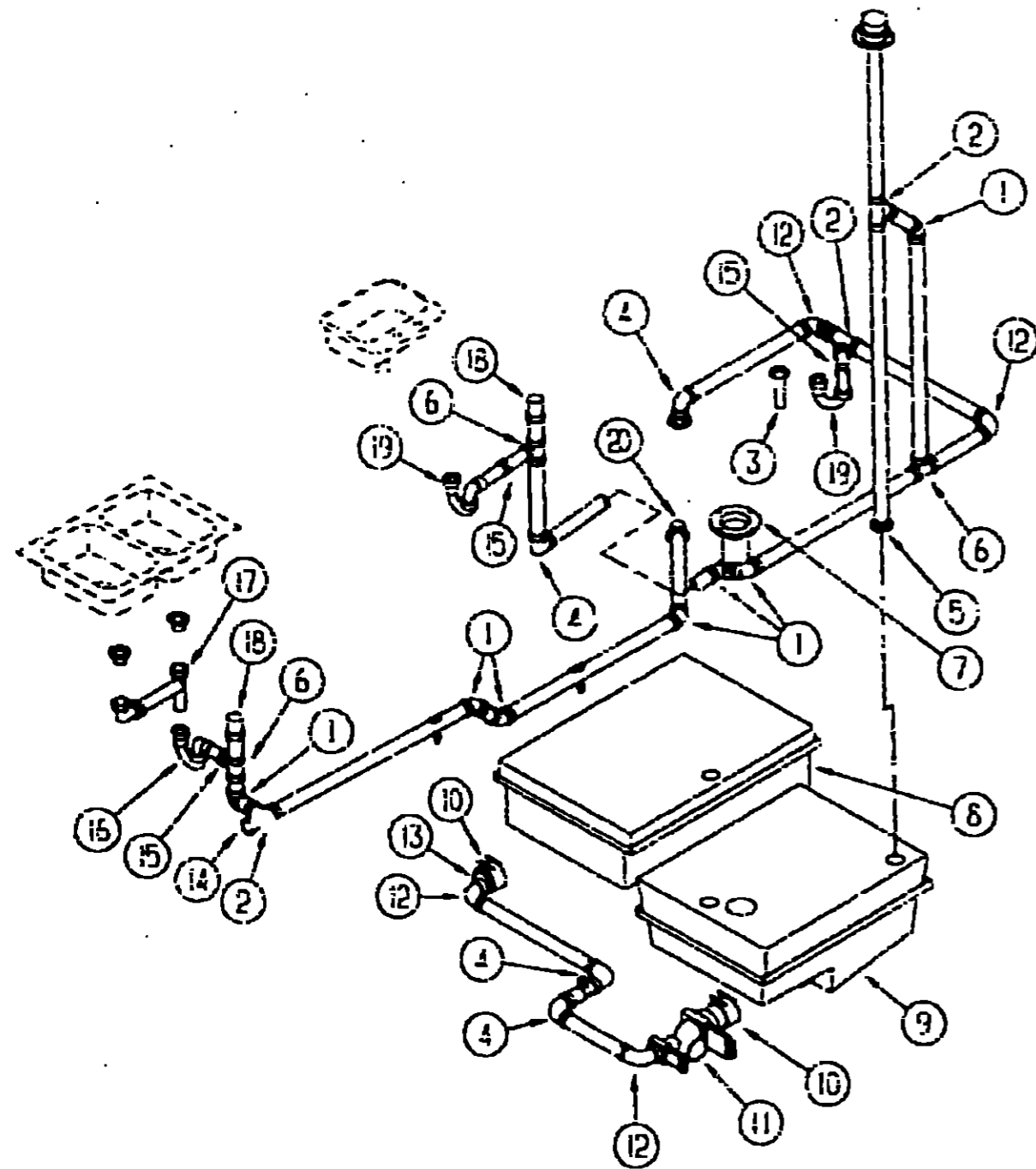
INTRODUCTION	A-01 -	A-02
ABBREVIATIONS		A-03
ALPHABETICAL INDEX	A-04 -	A-06
ICF27RC	A-07 -	F-02
ICF27RO	F-03 -	J-16

**1993 ICF27RC INDEX**

FLOOR PLAN	A-07 -	A-08
ACCESSORIES		A-09
AUDIO VIDEO	A-10 -	A-12
BATH	A-13 -	A-14
BEDROOM	A-15 -	A-16
CHASSIS	A-17 -	B-04
CURTAIN & CUSHION	B-05 -	B-14
DINETTE	B-15 -	B-16
DRIVERS COMPARTMENT	B-17 -	B-21
ELECTRICAL	B-22 -	C-04
EXTERIOR BODY	C-05 -	C-12
GALLEY	C-13 -	C-17
GENERATOR	C-18 -	C-19
HEATING & A/C	C-20 -	D-02
INTERIOR FINISH	D-03 -	D-06
LABELS	D-07 -	D-15
LP		D-16
LOUNGE	D-17 -	D-18
SEALANTS & FASTENERS	D-19 -	D-22
WATER & SEWAGE	D-23 -	E-06
WINDOW, VENT AND		
EXTERIOR DOOR	E-07 -	E-24
WINDSHIELD WIPER	F-01 -	F-02



**WATER & SEWAGE GROUP (CONTINUED)**  
**DRAINAGE SYSTEM ( 08-29-92 THRU: 09-09-99 )**



KEY	PART NUMBER	U/M	DESCRIPTION
1	010028-01-000	EA	ELBOW - 45 DEGREE, 1/8 BEND - 1 1/2" HUB X HUB - BLACK PLASTIC
2	010073-01-000	EA	WYE - 45 DEGREE, 1 1/2" HUB X HUB X HUB - PLASTIC - BLACK
3	011053-03-000	EA	TAILPIECE-TUB/SHOWER, 1 1/2" X 1 3/4" - PLASTIC - US
3	011053-02-000	EA	TAILPIECE-TUB/SHOWER, 1 1/2" X 1 3/4" X 4" - BRASS - CANADIAN
4	010005-01-000	EA	ELBOW - 90 DEGREE, 1/4 BEND - 1 1/2" HUB X HUB - BLACK PLASTIC
5	010115-01-000	EA	COUPLING - 1 1/2" HUB X HUB, PLASTIC
6	010071-01-000	EA	TEE-SANITARY, 1 1/2" HUB X HUB X HUB - PLASTIC - BLACK
7	024676-01-000	EA	FLANGE-CLOSET, TOILET - 4" X 3" - US
7	024676-02-000	EA	FLANGE-CLOSET, TOILET - 4" X 3" - CANADIAN
8	102050-01-000	EA	TANK-HOLDING W/O GROMMETS - 35.5 GALLONS - 800 MM X 615 MM X 402 MM
9	074175-01-000	EA	TANK-HOLDING W/O GROMMETS - 44 GALLONS - 35.5" X 25" X 14.8"
	061607-01-000	EA	GROMMET-HOLDING TANK, 1 1/2" NPS
	051607-02-000	EA	GROMMET-HOLDING TANK, 1" NPS
10	078406-01-000	EA	COUPLER-RUBBER W/CLAMPS - 3" X 3"
11	070916-01-000	EA	VALVE-DUAL DUMP, W/CAP - 3" X 1 1/2" - PLASTIC - BLACK
	070916-01-700	EA	VALVE ONLY, 3"
	070916-01-701	EA	VALVE ONLY, 1 1/2"
	062415-01-000	EA	CAP-SEWER, 3" DIAMETER
	062415-01-700	EA	STRING SEWER CAP
	062416-01-000	EA	ADAPTER-SEWER HOSE TO 3" PIPE
	010201-01-000	EA	HOSE-SEWER, 3" ID X 3"
12	033761-01-000	EA	ELBOW-TURN, 1/4 BEND X 1.5" HUB X 1.5" SPIGOT - BLACK PLASTIC
13	062422-01-000	EA	ADAPTER-OFFSET REDUCER, 3" X 1 1/2" - PLASTIC - BLACK
14	010122-01-000	EA	BUSHING-REDUCER, 1 1/2" SMOOTH X 1 1/4" THD - PLASTIC - BLACK
14	010166-01-000	EA	PLUG-THREADED, 1 1/4" DIAMETER - PLASTIC - BLACK
15	109571-01-000	EA	ADAPTER-P TRAP, 1 1/2" P X 1 1/4" MPT - US
16	107535-01-000	EA	P TRAP, PLASTIC, 1 1/4" W/EXT ARM - US
16	011071-01-000	EA	P TRAP, PLASTIC, 1 1/2" - CANADIAN
17	011091-02-000	EA	PIPE-DRAIN, DOUBLE SINK - RAFFLE TEE - 1 1/2"
17	011091-03-000	EA	PIPE-DRAIN, W/SEALS - DOUBLE SINK - EXTENDS 9" TO 16"
18	073968-01-000	EA	VENT-MECHANICAL TRAP ARM, ANTI-SIPHON - 2" DIA X 7.3" - PLASTIC
19	107538-01-000	EA	P TRAP-PLASTIC, 1 1/4" W/EXT ARM - US
19	011065-03-700	EA	P TRAP KIT - 1 1/2" X 1 1/4" P-TRAP W/1 1/2" TO 1 1/4" REDUCER - CANADIAN
20	034250-01-000	EA	ELBOW - 90 DEGREE, LONG TURN - 1 1/2" HUB X HUB - ABS

**1993 ITASCA**  
**TABLE OF CONTENTS**

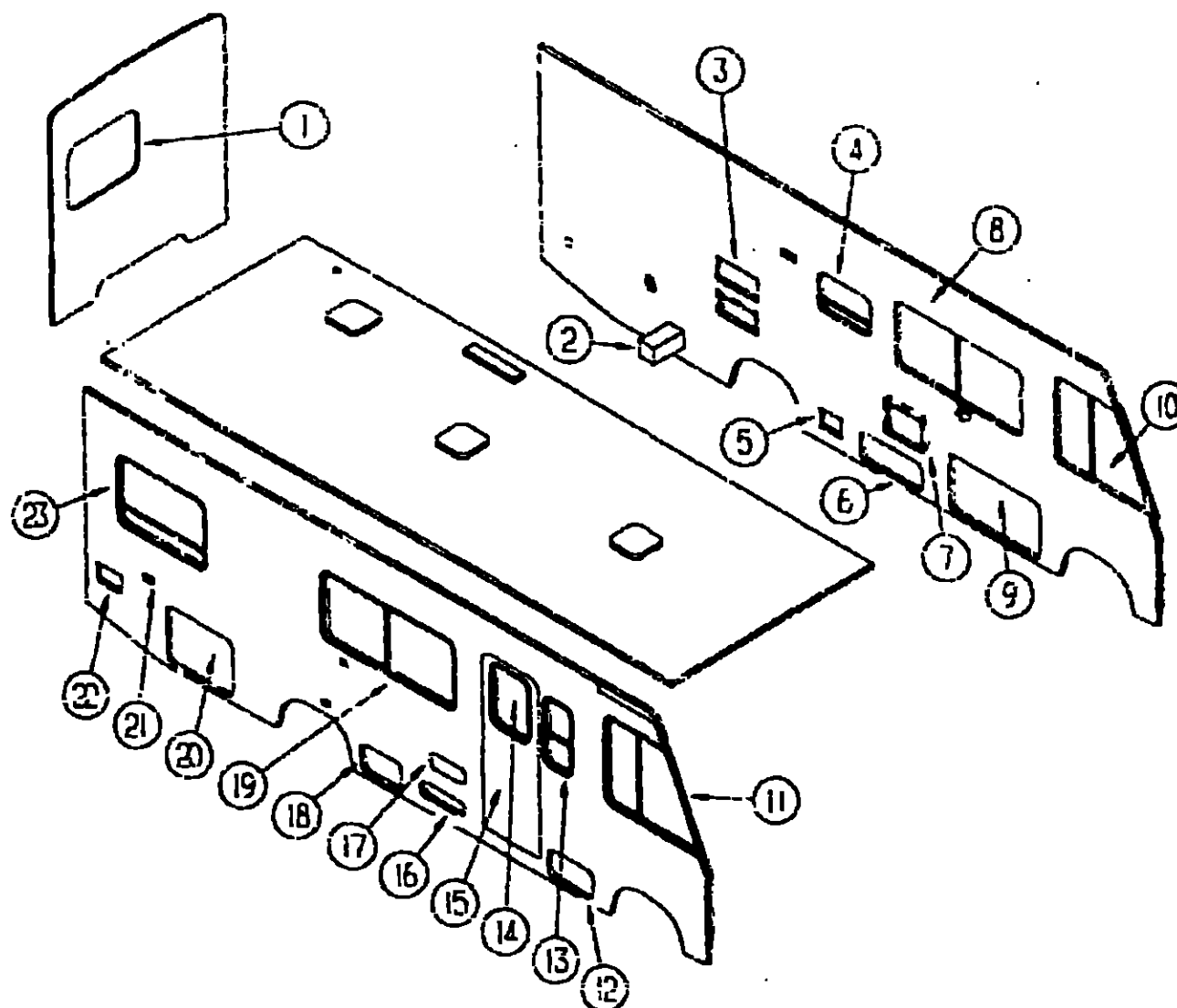
INTRODUCTION	A-01 -	A-02
ABBREVIATIONS		A-03
ALPHABETICAL INDEX	A-04 -	A-06
ICF27RC	A-07 -	F-02
ICF27RD	F-03 -	J-16

**1993 ICF27RC INDEX**

FLOOR PLAN	A-07 -	A-08
ACCESSORIES		A-09
AUDIO VIDEO	A-10 -	A-12
BATH	A-13 -	A-14
BEDROOM	A-15 -	A-16
CHASSIS	A-17 -	B-04
CURTAIN & CUSHION	B-05 -	B-14
DINETTE	B-15 -	B-16
DRIVERS COMPARTMENT	B-17 -	B-21
ELECTRICAL	B-22 -	C-04
EXTERIOR BODY	C-05 -	C-12
GALLEY	C-13 -	C-17
GENERATOR	C-18 -	C-19
HEATING & A/C	C-20 -	D-02
INTERIOR FINISH	D-03 -	D-06
LABELS	D-07 -	D-15
LP		D-16
LOUNGE	D-17 -	D-18
SEALANTS & FASTENERS	D-19 -	D-22
WATER & SEWAGE	D-23 -	E-05
WINDOW, VENT AND		
EXTERIOR DOOR	E-07 -	E-24
WINDSHIELD/WIPER	F-01 -	F-02



**WINDOW, VENT & EXTERIOR DOOR GROUP**  
WINDOWS & DOORS



**1993 ITASCA  
TABLE OF CONTENTS**

INTRODUCTION	A-01 -	A-02
ABBREVIATIONS		A-03
ALPHABETICAL INDEX	A-04 -	A-06
ICF27RC	A-07 -	F-02
ICF27RO	F-03 -	J-16

**1993 ICF27RC INDEX**

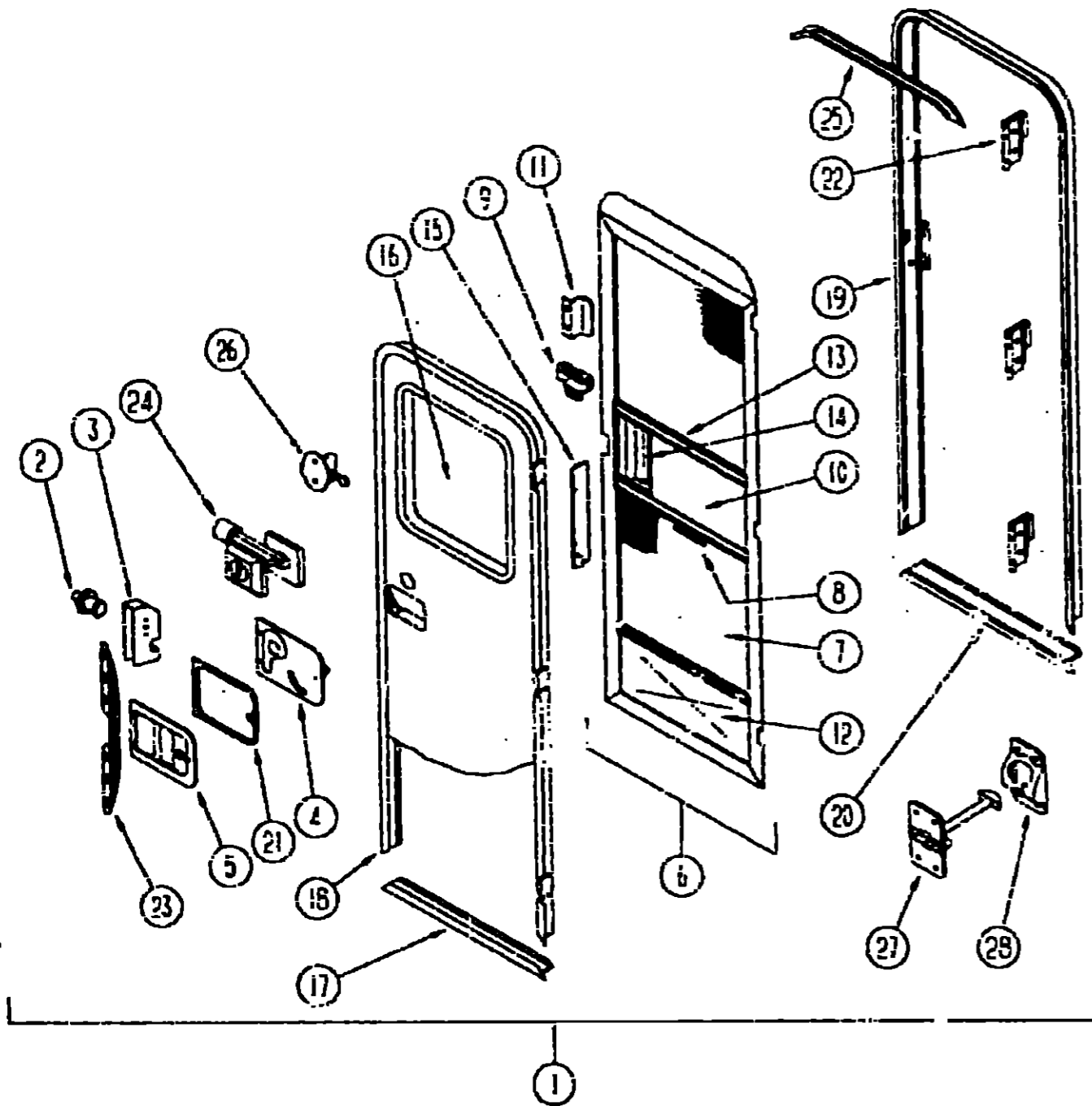
FLOOR PLAN	A-07 -	A-08
ACCESSORIES		A-09
AUDIO VIDEO	A-10 -	A-12
BATH	A-13 -	A-14
BEDROOM	A-15 -	A-16
CHASSIS	A-17 -	B-04
CURTAIN & CUSHION	B-05 -	B-14
DINETTE	B-15 -	B-16
DRIVERS COMPARTMENT	B-17 -	B-21
ELECTRICAL	B-22 -	C-04
EXTERIOR BODY	C-05 -	C-12
GALLEY	C-13 -	C-17
GENERATOR	C-18 -	C-19
HEATING & A/C	C-20 -	D-02
INTERIOR FINISH	D-03 -	D-06
LABELS	D-07 -	D-15
LP		D-16
LOUNGE	D-17 -	D-18
SEALANTS & FASTENERS	D-19 -	D-22
WATER & SEWAGE	D-23 -	E-06
WINDOW, VENT AND EXTERIOR DOOR	E-07 -	E-24
WINDSHIELD WIPER	F-01 -	F-02

KEY	PART NUMBER	U/M DESCRIPTION
1	078528-04-C05	EA WINDOW-ESCAPE, BACKWALL - 26 7" X 36" - W.O INSIDE FRAME
2	052423-06-000	EA DOOR-ACCESS, 6.6" X 6.3" - PLASTIC - ASH GRAY - SEWER HOSE DOOR
2	052424-05-000	EA JAMB-DOOR, 8" X 7.7" - PLASTIC - ASH GRAY - SEWER HOSE DOOR
	042442-01-000	EA LOCK-TWIST TYPE, METAL - SEWER HOSE DOOR
3	084103-07-000	EA DOOR-REFRIGERATOR, VENTED - W/O JAMB - ASH GRAY
3	084104-07-000	EA JAMB-DOOR, REFRIGERATOR - ASH GRAY
	084104-01-700	EA LOCK-MALE, FASTENER - REFRIGERATOR DOOR
	084104-01-701	EA LOCK-FEMALE, FASTENER - REFRIGERATOR DOOR
4	092235-11-Y12	EA WINDOW-TIPOUT, SINGLE - W/O INSIDE FRAME
5	088794-05-000	EA DOOR-POWER CORD, W/HATCH - 11" X 9.2" - ASH GRAY
6	103533-01-D32	EA DOOR-GENERATOR/STORAGE, 29 4" X 11.6" - ASH GRAY
7	052009-05-000	EA DOOR-WATER HEATER, ASH GRAY - ATWOOD 557E-27
8	092647-10-02A	EA WINDOW-SLIDING, W.OFF WHITE INSIDE FRAME - EXCEL H024-PRL
9	106987-06-D32	EA DOOR-STORAGE, 43.5" X 23.7" - ASH GRAY
10	103658-01-01A	EA WINDOW-CAB, W/BLACK INSIDE FRAME - DRIVER SIDE - EXCEL H332-ARL FROM: 00-00-00 THRU: 08-22-92
10	103658-05-01A	EA WINDOW-CAB, W/BLACK INSIDE FRAME - DRIVER SIDE - EXCEL H373-ARL FROM: 08-23-92 THRU: 99-99-99

KEY	PART NUMBER	U/M DESCRIPTION
11	103658-02-01A	EA WINDOW-CAB, W/BLACK INSIDE FRAME - PASSENGER SIDE - EXCEL H322-ARR FROM: 00-00-00 THRU: 08-22-92
11	103658-06-01A	EA WINDOW-CAB, W/BLACK INSIDE FRAME - PASSENGER SIDE - EXCEL H373-ARR FROM: 08-23-92 THRU: 99-99-99
12	106987-01-D32	EA DOOR-STORAGE, 22.1" X 11.6" - ASH GRAY
13	098844-03-02A	EA WINDOW-VERTICAL SLIDER, W/OFF WHITE INSIDE FRAME - EXCEL H298-PR
14	079733-04-T03	EA WINDOW-PICTURE, W/O INSIDE FRAME - 17" X 25"
15	M01870-64-D32	EA DOOR-ENTRY W/SCREEN DOOR & JAMB
16	078720-02-D32	EA DOOR-COMPARTMENT, LP - 16.9" X 5.4" - ASH GRAY
17	105119-01-D32	EA DOOR-PATIO ENTERTAINMENT CENTER, 17 8" X 8.1" - ASH GRAY
18	106987-02-D32	EA DOOR-STORAGE, 18 4" X 11.6" - ASH GRAY
19	098647-09-02A	EA WINDOW-SLIDING, W.OFF WHITE INSIDE FRAME - EXCEL H024-PRR
20	106987-05-D32	EA DOOR-STORAGE, 31.1" X 22.6" - ASH GRAY
21	091240-10-000	EA DOOR-WATER FILL LOCKABLE, 4" X 4 5/8" - ASH GRAY
22	105118-02-D32	EA DOOR-EXTERIOR SHOWER, 17.5" X 7.6" - ASH GRAY
23	092235-12-Y12	EA WINDOW-TIPOUT, SINGLE - W/O INSIDE FRAME

**WINDOW, VENT & EXTERIOR DOOR GROUP (CONTINUED)**

**ENTRY DOOR**



KEY	PART NUMBER	U/M DESCRIPTION
1	M01870-64-D32	EA DOOR-ENTRY W/SCREEN DOOR & JAMB
2	039539-01-000	EA STRIKE-LOCK, ENTRY DOOR - ROUND W/THREADED WASHER
3	039540-01-000	EA LATCH MECHANISM-HOOK, ENTRY DOOR - INTERIOR
	039715-01-000	EA NUT-SERT, 1/4" DIAMETER - 20 THREADS
4	032279-04-000	EA COVER-INTERIOR LATCH, W/TRIP ARM - RIGHT - BLACK
	039964-01-000	EA CAP-ROUND, VINYL - .28" ID X .62" LONG - BLACK
	041546-03-000	EA BRACKET-DOOR ANGLE, 5" X 1.9" - BEIGE - METAL
5	045017-11-000	EA LATCH-ENTRY DOOR, MECHANISM W/LOCK & KEY - BLACK
	045017-11-701	EA KEY BLANK
	055025-02-000	EA CLIP-ROLLER LATCH CATCH, SCREEN DOOR
	063729-04-000	EA RIVNUT, 10-32 UNF - .010-.060
	072033-01-000	EA NUTSERT-M5 X 0.2
	075671-04-000	FT SEAL-SPONGE, LAZY T SHAPE - W/ADHESIVE STRIPE - .5" WIDE
6	079012-01-U01	EA DOOR-SCREEN
7	002293-02-000	SF SCREENING-WINDOW/DOOR, 26" - CHARCOAL
8	002294-01-000	FT SPLINE-SCREENING, .135" X .136" - BLACK
9	109403-01-000	EA CATCH-ASM-SINGLE ROLLER
10	016454-01-000	EA INSERT-CENTER, LEATHER GRAIN ALUMINUM - UNPAINTED
10	001014-01-213	EA INSERT-CENTER, 10.25" X 16.35" - UNPAINTED
11	050712-04-000	EA HANDLE-SCREEN DOOR, ALUMINUM - OFF WHITE
11	050712-05-000	EA HANDLE-SCREEN DOOR, ALUMINUM - UNPAINTED
12	078552-03-000	EA KICK PANEL-SCREEN DOOR, LOWER INSERT - UNPAINTED
	076595-01-000	EA TOP PLATE-SCREEN DOOR, CURVED TOP - 4.7" X 25.35"
13	078777-01-000	EA CHANNEL-SLIDE, SCREEN DOOR CENTER SLIDER COVER
14	079086-02-000	EA SLIDER-SCREEN DOOR, OFF WHITE
15	079087-02-000	EA STRIKE-SLIDER, W/LIP FOR ELBOW CATCH - 1.5" X 8.6" - OFF WHITE
	009015-01-000	EA CATCH-ELBOW, SPRING LOADED - SCREEN DOOR CATCH
		FROM: 00-00-00 THRU: 01-28-93
16	079733-04-T03	EA WINDOW-PICTURE, W/O INSIDE FRAME - 17" X 25"
	087561-01-000	FT SEAL-GLASS, EXTERIOR - .5" WIDE - VINYL - BLACK
	067609-32-000	EA FRAME-WINDOW, INSIDE - ENTRY DOOR - OFF WHITE
	067609-27-000	EA FRAME-WINDOW, INSIDE - ENTRY DOOR - BLACK - EUROPEAN OPTION
	002181-06-000	EA GLASS-PICTURE WINDOW, .115" X 16.25" X 24"
	031914-01-000	EA BUMPER-RUBBER, HOUND - .43" DIAMETER - BLACK
17	089748-07-000	EA FRAME-BOTTOM, ENTRY DOOR - 24.5" LONG - ASH GRAY
	090340-01-000	FT SEAL-FOAM, CLOSED CELL - 1/4" X 1/2" X 50"
18	095276-01-04A	EA FRAME-ENTRY DOOR, W/O BOTTOM - ASH GRAY
19	025277-02-04A	EA JAMB-ENTRY DOOR, W/BOTTOM - 25.9" X 74.5" - ASH GRAY
20	051049-01-000	EA JAMB-BOTTOM, ENTRY DOOR - 25.9" - UNPAINTED
	079207-01-000	EA STRIKER-ROLLER CATCH, WELDED TO DOOR JAMB - 4" X 1.15"
21	096810-01-01A	FA PLATE-LATCH, ENTRY DOOR - PLASTIC - BLACK
22	097724-01-04A	EA HINGE-ENTRY DOOR, UNPAINTED
23	098173-01-04A	EA STIFFENER-ENTRY DOOR, SUPPORTS LATCH/STRIKE AREA - UNPAINTED
	100128-02-000	FT SEAL-PILE, ADHESIVE BACK - SCREEN DOOR - GRAY
24	101145-01-01A	EA DEADBOLT-ENTRY DOOR, W/2 KEYS W/O BACK SET BOLT OR SCREWS
	095229-01-700	EA KEY BLANK FOR DEADBOLT
	101147-01-000	EA BOLT-SECURITY, 4.12" BACKSET
	102524-01-000	EA BUMPER-RUBBER, FLAT - BLACK
25	044582-31-000	EA CAP-DRIP, ENTRY DOOR - JAMB MOUNTED - ALUMINUM - ASH GRAY
	046330-04-000	EA GARNISH-RADIUS, ENTRY DOOR - OFF WHITE
	077461-03-000	EA COVER-STRIKE, ENTRY DOOR - 6.5" X 2.5" - PLASTIC - WHITE
	091876-01-000	EA RETAINER-DOOR, 1.9" X .8" - METAL
26	100412-01-000	EA CATCH-SCREEN DOOR, THUMB CLIP W/BLACK PLASTIC CAP
27	104099-01-02A	EA CATCH-DOOR HOLDER, STRIKE - GRAY
28	104099-02-02A	EA CATCH-DOOR HOLDER, RETAINER - GRAY
	009125-02-000	EA HANDLE-ASSIST, ENTRY DOOR - BLACK
	076725-01-000	EA COVER-ACCESS HINGE - 6" X 3.2" - PLASTIC - BEIGE
	102249-01-000	EA SHIM-DOOR
	093673-01-04A	FT TRIM-ENTRANCE DOOR, 1.4" WIDE X 9" LONG - ASH GRAY PLASTIC

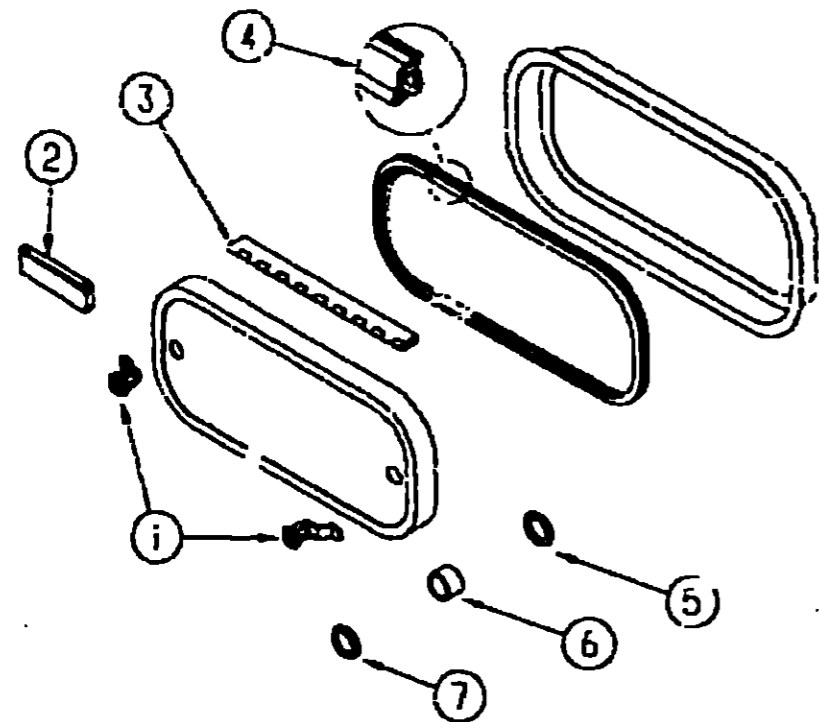
**1993 ITASCA  
TABLE OF CONTENTS**

INTRODUCTION	A-01 -	A-02
ABBREVIATIONS		A-03
ALPHABETICAL INDEX	A-04 -	A-06
ICF27RC	A-07 -	F-02
ICF27RD	F-03 -	J-16

**1993 ICF27RC INDEX**

FLOOR PLAN	A-07 -	A-08
ACCESSORIES		A-09
AUDIO VIDEO	A-10 -	A-12
BATH	A-13 -	A-14
BEDROOM	A-15 -	A-16
CHASSIS	A-17 -	B-04
CURTAIN & CUSHION	B-05 -	B-14
DINETTE	B-15 -	B-16
DRIVERS COMPARTMENT	B-17 -	B-21
ELECTRICAL	B-22 -	C-04
EXTERIOR BODY	C-05 -	C-12
GALLEY	C-13 -	C-17
GENERATOR	C-18 -	C-19
HEATING & A/C	C-20 -	D-02
INTERIOR FINISH	D-03 -	D-06
LABELS	D-07 -	D-15
LP		D-16
LOUNGE	D-17 -	D-18
SEALANTS & FASTENERS	D-19 -	D-22
WATER & SEWAGE	D-23 -	E-06
WINDOW, VENT AND EXTERIOR DOOR	E-07 -	E-24
WINDSHIELD/WIPER	F-01 -	F-02

**WINDOW, VENT & EXTERIOR DOOR GROUP (CONTINUED)**



**EXTERIOR DOOR COMPONENTS & HOLDERS**

KEY	PART NUMBER	U/M DESCRIPTION
1	079366-04-000	EA LOCK-DOOR, KEY TYPE W/O KEYS - 1.9 OFF SET
	082684-01-700	EA KEY BLANK
1	009003-C1-000	EA LOCK-TWIST TYPE, W/CLIP
1	079927-03-000	EA LOCK-TWIST TYPE, DOUBLE CAM - 2.10 OFF SET
2	102768-01-000	EA HOLDER-COMPARTMENT/ENTRY DOOR, METAL - MILL FINISH
3	081801-05-000	EA HINGE - 2" X 96", ASH GRAY
3	034007-98-000	EA HINGE-PIANO, 1.5" X 96" - ALUMINUM - ASH GRAY
3	009065-01-000	EA HINGE-PIANO, 1.5" X 96" - ALUMINUM - UNPAINTED
4	064075-07-000	FT SEAL-BULB, W/WIRED U CHANNEL - .3" X .5" CHANNEL - BLACK
5	109833-01-000	EA BEAUTY PING - .67" X .78" ID, STAINLESS STEEL
6	107997-51-001	EA SPACER - .86" X .6", ALUMINUM
7	109834-01-000	EA WASHER - .64" X .752" ID, STAINLESS STEEL
	081914-01-000	EA BUMPER-RUBBER, ROUND - .43" DIAMETER - BLACK
	104692-01-000	FT SEAL - 3/4" X 3/4", ADHESIVE BACK

**WINDOW, VENT & EXTERIOR DOOR GROUP (CONTINUED)**

POWERED ROOF VENT ( FROM: 00-00-00 THRU: 10-04-92 )

KEY	PART NUMBER	U/M DESCRIPTION
	090394-01-Y12	EA VENT-ROOF, POWERED
	002225-01-000	EA WEATHER STRIP-ROOF VENT, GRAY
	008195-01-000	EA SWITCH-ROOF VENT, PUSH BUTTON, 12V
	008386-01-000	EA GROMMET-SNAP, 3/8"
	009440-01-000	EA GEAR/ARM-VENT COVER, LIFT
	015910-03-000	EA BRACKET-HANDLE, ROOF VENT - OFF WHITE
	015911-01-000	EA TRACK-LIFT ARM, SLIDE - ROOF VENT
	048648-01-000	EA MOTOR-ROOF VENT, 1/8 SHAFT - 12V - JENSEN
	048649-01-000	EA FAN-ROOF VENT, 6 BLADES - 6" - JENSEN
	055218-01-000	EA COVER-ROOF VENT
	052639-01-200	EA HINGE-EXTRUSION, ROOF VENT 7"
	052639-01-001	EA HINGE-VENT COVER, 16"
	061603-01-000	EA GROMMET-SNAP, 3/16" ID - 3/8" HOLE - PLASTIC - BLACK
	078785-01-Y12	EA SCREEN-ROOF VENT, POWERED
	002291-02-000	SF SCREENING-ROOF VENT/WINDOW, 16" - BLACK
	002293-02-000	FT SPLINE-VENT/WINDOW SCREEN, .128 DIAMETER - BLACK
	009439-01-000	EA CRANK HANDLE-ROOF VENT
	009439-03-000	EA EXTENSION-CRANK HANDLE ROOF VENT - 9" - MILL
	009439-04-000	EA SCREW, 8-32 X 1 1/4" PH

POWERED ROOF VENT ( FROM: 10-05-92 THRU: 99-99-99 )

KEY	PART NUMBER	U/M DESCRIPTION
	110051-03-01A	EA VENT-ROOF, POWERED - 2" ROOF - JENSEN 7757 WHE
	048648-01-000	EA MOTOR-ROOF VENT, 1/8 SHAFT - 12V - JENSEN
	048649-01-000	EA FAN-ROOF VENT, 6 BLADES - 6" - JENSEN
	064470-01-700	EA COVER-ROOF VENT, JENSEN 7291
	110051-01-700	EA GARNISH W/SCREEN & FRAVE - 2", JENSEN 29-800-02
	110051-01-701	EA LIFT ASM-VENT LID W/O CRANK, JENSEN RP-1000B
	110051-01-703	EA CRANK, JENSEN RP-1031-B

NONPOWERED ROOF VENT ( FROM: 00-00-00 THRU: 10-04-92 )

KEY	PART NUMBER	U/M DESCRIPTION
	090395-01-Y12	EA VENT-ROOF, NONPOWERED
	009439-01-000	EA CRANK HANDLE-ROOF VENT
	009439-03-000	EA EXTENSION-CRANK HANDLE ROOF VENT - 9" - MILL
	009439-04-000	EA SCREW, 8-32 X 1 1/4" PH
	002225-01-000	EA WEATHER STRIP-ROOF VENT, GRAY
	009440-01-000	EA GEAR/ARM-VENT COVER, LIFT
	015910-03-000	EA BRACKET-HANDLE, ROOF VENT - OFF WHITE
	015911-01-000	EA TRACK-LIFT ARM, SLIDE - ROOF VENT
	055218-01-000	EA COVER-ROOF VENT
	052639-01-001	EA HINGE-VENT COVER, 16"
	052639-01-200	EA HINGE-EXTRUSION, ROOF VENT 7"
	078785-01-Y12	EA SCREEN-ROOF VENT, NON POWERED - WHITE
	002291-02-000	SF SCREENING-ROOF VENT/WINDOW, 16" - BLACK
	002293-02-000	FT SPLINE-VENT/WINDOW SCREEN, .128 DIAMETER - BLACK

NONPOWERED ROOF VENT ( FROM: 10-05-92 THRU: 99-99-99 )

KEY	PART NUMBER	U/M DESCRIPTION
	110051-01-01A	EA VENT-ROOF, NONPOWERED - 2" ROOF - JENSEN 7724 WHE
	064470-01-700	EA COVER-ROOF VENT, JENSEN 7291
	110051-01-700	EA GARNISH W/SCREEN & FRAME - 2", JENSEN 29-800-02
	110051-01-702	EA LIFT ASM-VENT LID W/O CRANK, JENSEN RP-1000B
	110051-01-703	EA CRANK, JENSEN RP-1031-B

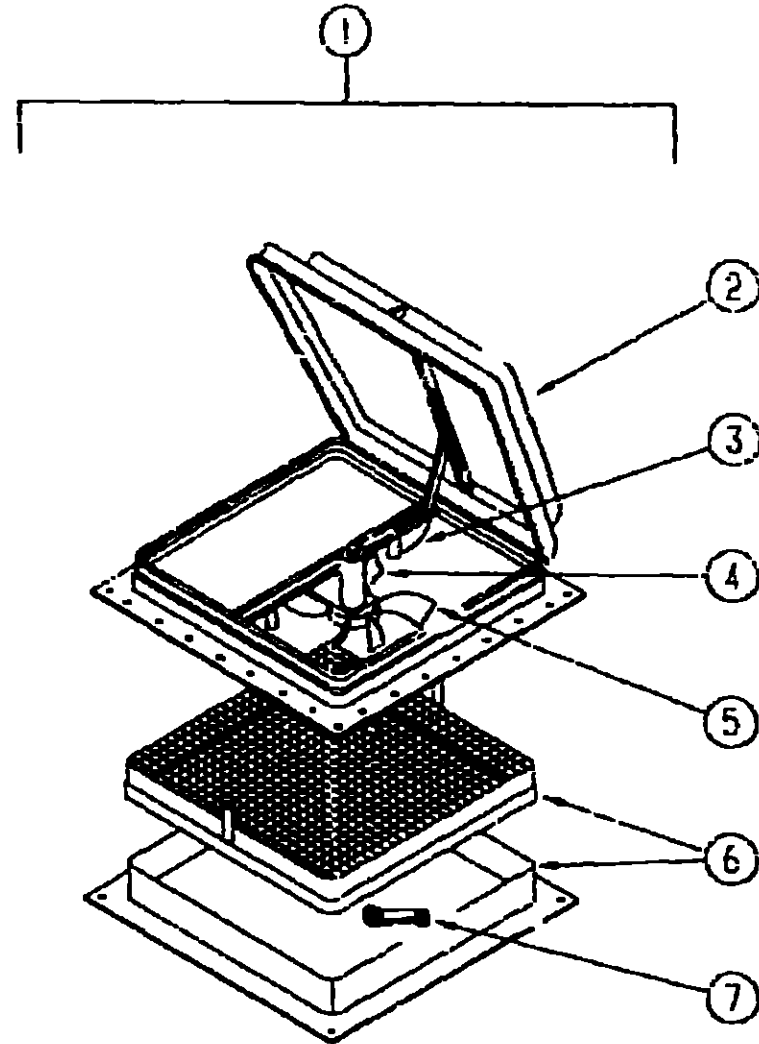
**1993 ITASCA  
TABLE OF CONTENTS**

INTRODUCTION	A-01 -	A-02
ABBREVIATIONS		A-03
ALPHABETICAL INDEX	A-04 -	A-06
ICF27RC	A-07 -	F-02
ICF27RO	F-03 -	J-16

**1993 ICF27RC INDEX**

FLOOR FLAN	A-07 -	A-08
ACCESSORIES		A-09
AUDIO VIDEO	A-10 -	A-12
BATH	A-13 -	A-14
BEDROOM	A-15 -	A-16
CHASSIS	A-17 -	B-04
CURTAIN & CUSHION	B-05 -	B-14
DINETTE	B-15 -	B-16
DRIVERS COMPARTMENT	B-17 -	B-21
ELECTRICAL	B-22 -	C-04
EXTERIOR BODY	C-05 -	C-12
GALLEY	C-13 -	C-17
GENERATOR	C-18 -	C-19
HEATING & A/C	C-20 -	D-02
INTERIOR FINISH	D-03 -	D-06
LABELS	D-07 -	D-15
LP		D-16
LOUNGE	D-17 -	D-18
SEALANTS & FASTENERS	D-19 -	D-22
WATER & SEWAGE	D-23 -	E-06
WINDOW, VENT AND EXTERIOR DOOR	E-07 -	E-24
WINDSHIELD/WIPER	F-01 -	F-02

**WINDOW, VENT & EXTERIOR DOOR GROUP (CONTINUED)**



**POWERED ROOF VENT - JENSEN - CANADIAN**

KEY	PART NUMBER	U/M DESCRIPTION
1	064469-08-000	EA VENT-ROOF, POWERED - 14" X 14" - 12V - JENSEN C-727 - CSA FROM: 00-00-00 THRU: 10-04-92
1	110051-05-01A	EA VENT-ROOF, POWERED - 2' ROOF - CSA - JENSEN C7757 WHE FROM: 10-05-92 THRU: 99-99-99
2	064470-01-700	EA COVER-ROOF VENT, JENSEN 7291
3	064469-03-706	EA LIFT MECHANISM FROM: 00-00-00 THRU: 10-04-92
3	110051-01-702	EA LIFT ASM-VENT LID W/O CRANK, JENSEN RP-1000B FROM: 10-05-92 THRU: 99-99-99
4	048648-01-000	EA MOTOR-ROOF VENT, 1/8 SHAFT - 12V
5	048649-01-000	EA FAN-ROOF VENT, 6 BLADES - 6"
6	110051-01-701	EA GARNISH W/SCREEN & FRAME-2', JENSEN 29-600-01
7	009439-01-000	EA CRANK HANDLE-ROOF VENT FROM: 00-00-00 THRU: 10-04-92
	110051-01-703	EA CRANK HANDLE-ROOF VENT, JENSEN RP-1031-B FROM: 10-05-92 THRU: 99-99-99
	009439-04-000	EA SCREW, 8-32 X 1 1/4" POH
	009439-03-000	EA EXTENSION-CRANK HANDLE ROOF VENT - 9" - MILL FROM: 00-00-00 THRU: 10-04-92

**WINDOW, VENT & EXTERIOR DOOR GROUP (CONTINUED)**  
**VENTS, SHROUDS & ROOF COVERS**

KEY	PART NUMBER	U/M DESCRIPTION
	083558-05-000	EA VENT-PLUMBING PIPE ROOF W/COVER - ASH GRAY
	064616-05-000	EA SHROUD-RANGE HOOD VENT, PLASTIC - ASH GRAY
	084678-09-000	EA VENT-RANGE HOOD, SHORT - LVS
	054073-02-000	EA COVER-ROOF VENT, REFRIGERATOR - ASH GRAY - NORCOLD
	054073-04-000	EA BASE-ROOF VENT, REFRIGERATOR - BLACK - NORCOLD
	105028-01-000	EA FLASHING ASM-VENT, REFRIGERATOR

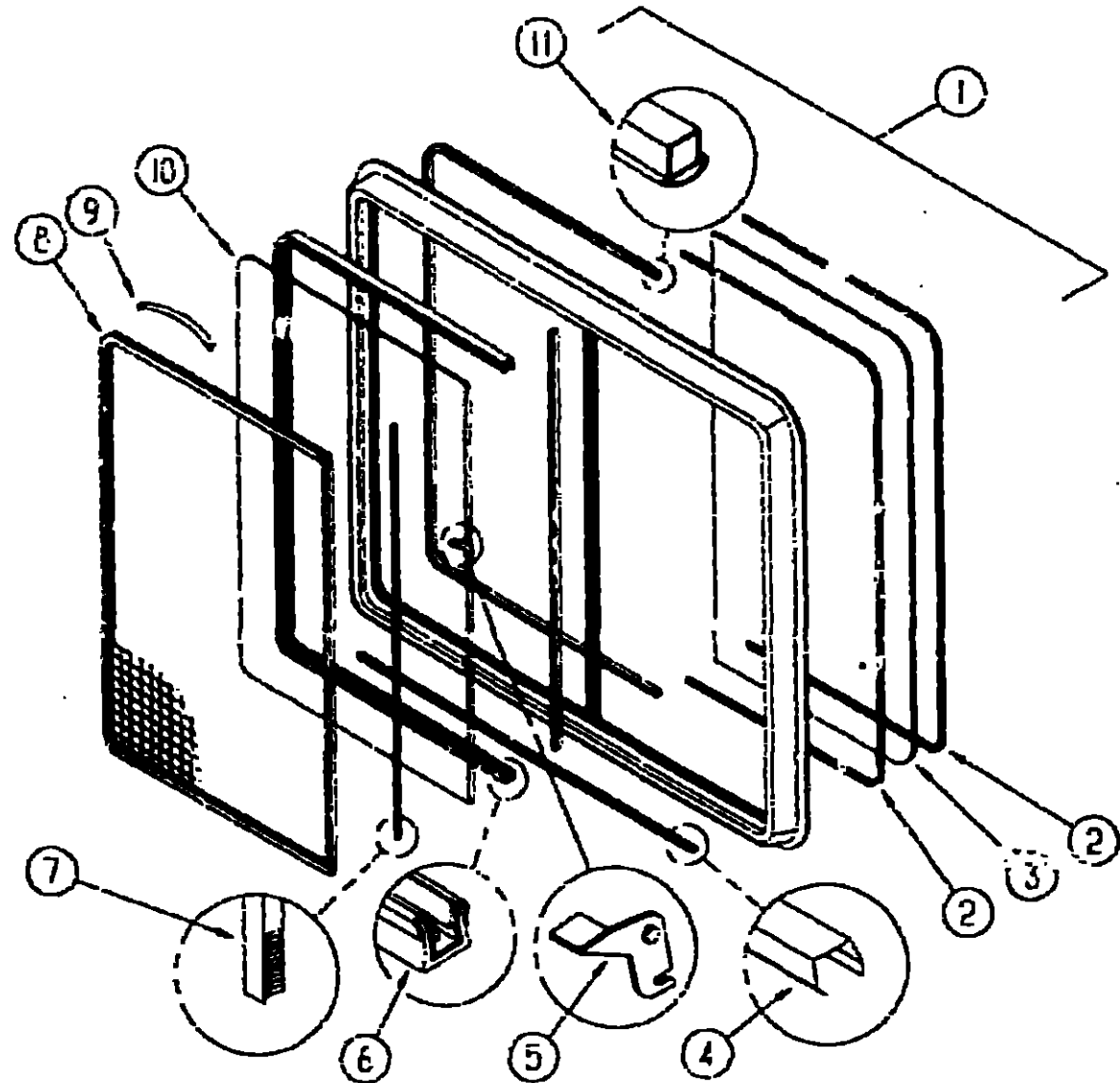
**1993 ITASCA**  
**TABLE OF CONTENTS**

INTRODUCTION	A-01 -	A-02
ABBREVIATIONS		A-03
ALPHABETICAL INDEX	A-04 -	A-06
ICF27RC	A-07 -	F-02
ICF27RD	F-03 -	J-16

**1993 ICF27RC INDEX**

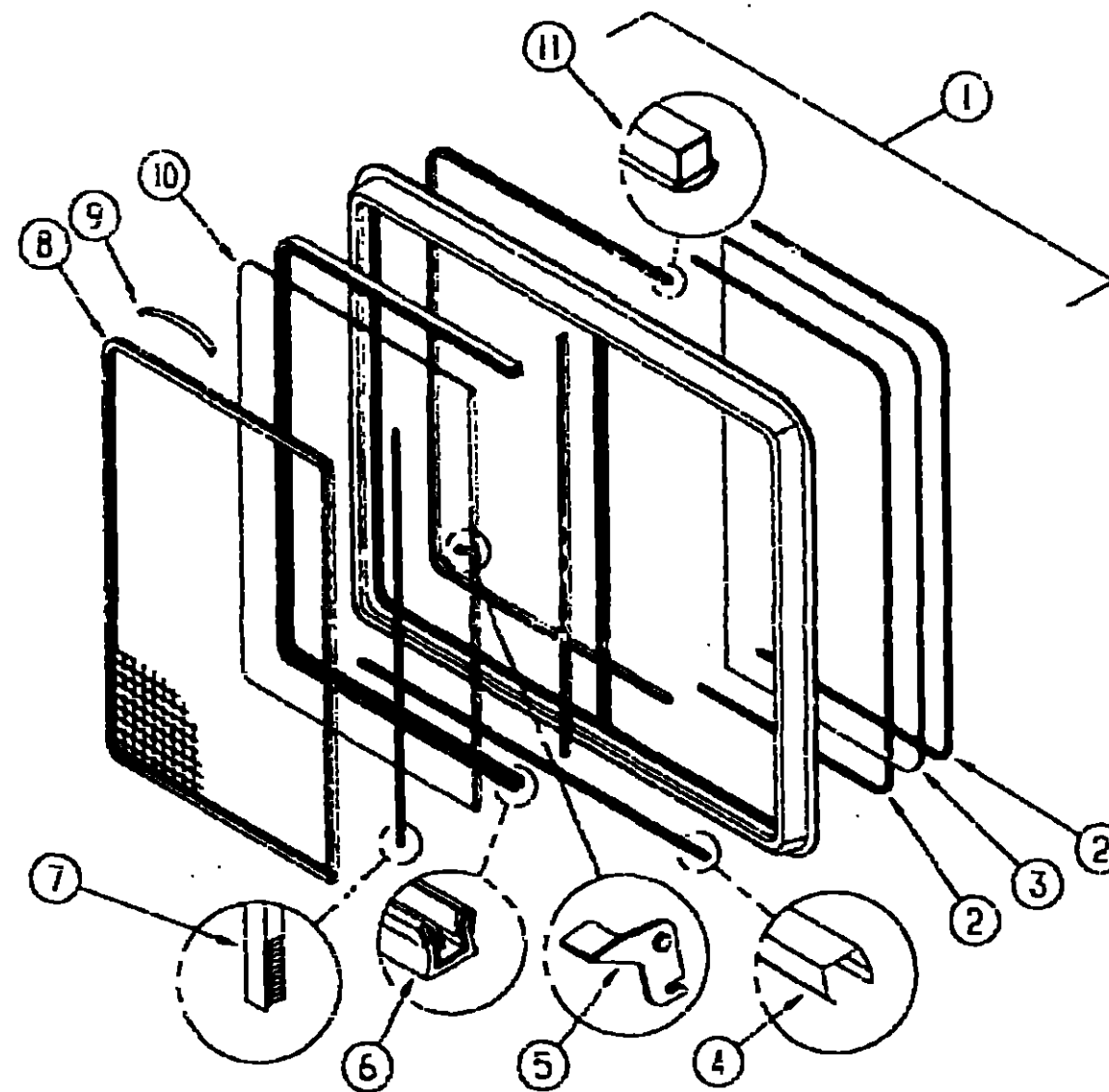
FLOOR PLAN	A-07 -	A-08
ACCESSORIES		A-09
AUDIO VIDEO	A-10 -	A-12
BATH	A-13 -	A-14
BEDROOM	A-15 -	A-16
CHASSIS	A-17 -	B-04
CURTAIN & CUSHION	B-05 -	B-14
DINETTE	B-15 -	B-16
DRIVERS COMPARTMENT	B-17 -	B-21
ELECTRICAL	B-22 -	C-04
EXTERIOR BODY	C-05 -	C-12
GALLEY	C-13 -	C-17
GENERATOR	C-18 -	C-19
HEATING & A/C	C-20 -	D-02
INTERIOR FINISH	D-03 -	D-06
LABELS	D-07 -	D-15
LP		D-16
LOUNGE	D-17 -	D-18
SEALANTS & FASTENERS	D-19 -	D-22
WATER & SEWAGE	D-23 -	E-06
WINDOW, VENT AND		
EXTERIOR DOOR	E-07 -	E-24
WINDSHIELD/WIPER	F-01 -	F-02

**WINDOW, VENT & EXTERIOR DOOR GROUP (CONTINUED)**



**DINETTE SINGLE SLIDING WINDOW**

**WINDOW, VENT & EXTERIOR DOOR GROUP (CONTINUED)**



**LOUNGE SINGLE SLIDING WINDOW**

**1993 ITASCA  
TABLE OF CONTENTS**

INTRODUCTION	A-01 -	A-02
ABBREVIATIONS		A-03
ALPHABETICAL INDEX	A-04 -	A-06
ICF27RC	A-07 -	F-02
ICF27RQ	F-03 -	J-16

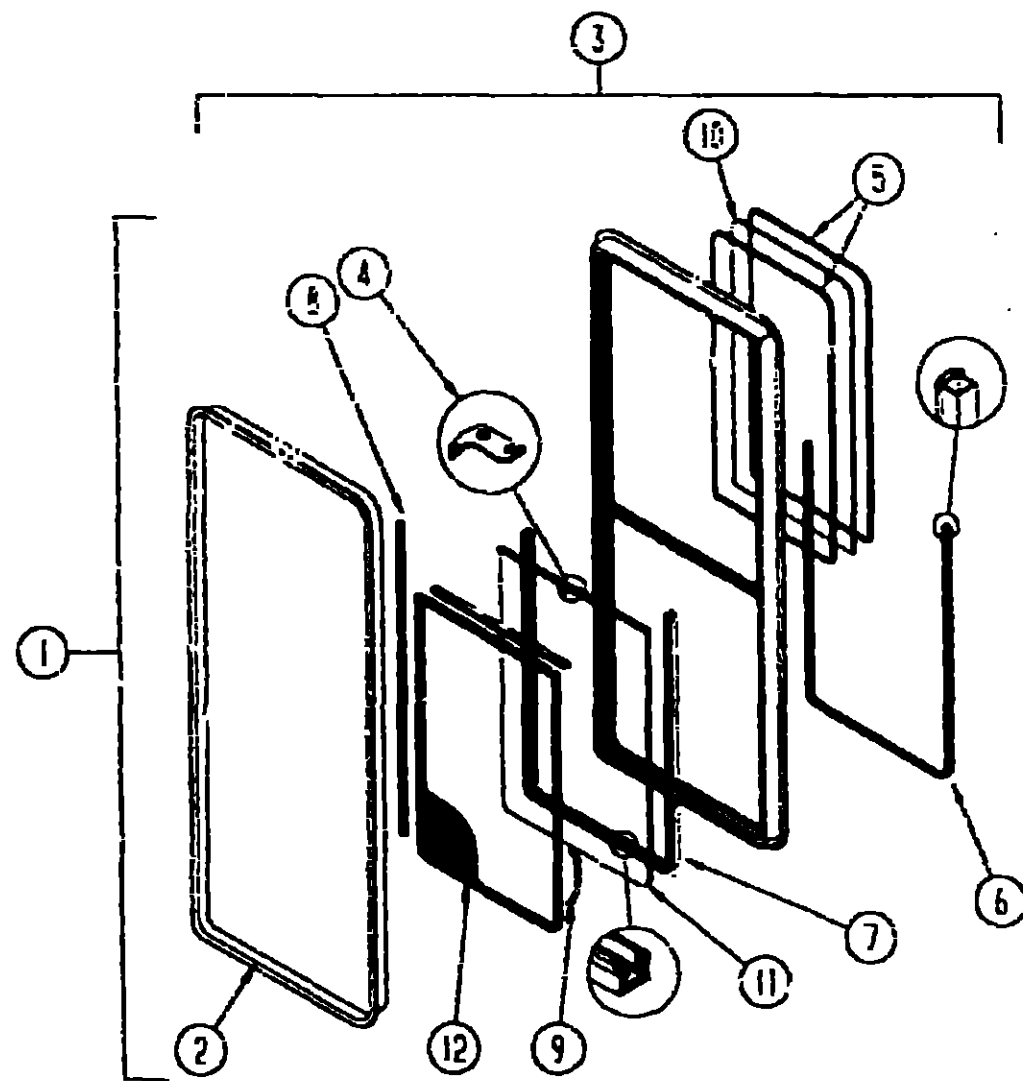
**1993 ICF27RC INDEX**

FLOOR PLAN	A-07 -	A-05
ACCESSORIES		A-09
AUDIO VIDEO	A-10 -	A-12
BATH	A-13 -	A-14
BEDROOM	A-15 -	A-16
CHASSIS	A-17 -	B-04
CURTAIN & CUSHION	B-05 -	B-14
DINETTE	B-15 -	B-16
DRIVERS COMPARTMENT	B-17 -	B-21
ELECTRICAL	B-22 -	C-04
EXTERIOR BODY	C-05 -	C-12
GALLEY	C-13 -	C-17
GENERATOR	C-18 -	C-19
HEATING & A/C	C-20 -	D-02
INTERIOR FINISH	D-03 -	D-06
LABELS	D-07 -	D-15
LP		D-16
LOUNGE	D-17 -	D-18
SEALANTS & FASTENERS	D-19 -	D-22
WATER & SEWAGE	D-23 -	E-06
WINDOW, VENT AND EXTERIOR DOOR	E-07 -	E-24
WINDSHIELD/WIPER	F-01 -	F-02

KEY	PART NUMBER	U/M	DESCRIPTION
	098647-09-02A	EA	WINDOW-HORIZONTAL SLIDER, W/INSIDE FRAME - OFF WHITE EXCEL H024-PRR
	098647-09-704	EA	FRAME-INSIDE, OFF WHITE - EXCEL W024-67
1	098647-09-703	EA	WINDOW-HORIZONTAL SLIDER, W/O INSIDE FRAME-OFF WHITE EXCELH024-G2R
2	100322-01-703	FT	STRIP-GLAZING, BUTYL - EXCEL 132-010723
3	098647-09-700	EA	GLASS-STATIONARY - EXCEL 106-017193
4	098644-01-710	FT	TRACK-SCREEN SPACER, 12' LENGTH - EXCEL M401-31
5	098644-01-700	EA	LATCH-REPAIR KIT, EXCEL B801-CK
6	098644-01-708	FT	CHANNEL-PIERCED RUN, EXCEL 122-016543
7	098644-01-711	FT	WEATHERSTRIP-SCREEN BLACK - EXCEL 171-016965
8	098647-09-705	EA	SCREEN W/SPRING & WEATHERSTRIP - EXCEL 410-016464
9	098644-01-713	EA	SPRING-SCREEN FRAME (CLIP), PLASTIC - BLACK - EXCEL 225-016966
	098644-01-716	FT	PLUG-FILLER, EXCEL 132-014470
	098644-01-717	FT	SPLINE-SCREEN, EXCEL 132-004716
10	098647-09-701	EA	GLASS-SLIDING, W/SASH & LATCH - H024-G9 EXCEL
11	098644-01-706	FT	WEATHERSTRIP, EXCEL 171-010668

KEY	PART NUMBER	U/M	DESCRIPTION
	098647-10-02A	EA	WINDOW-HORIZONTAL SLIDER, W/INSIDE FRAME - OFF WHITE EXCEL H024-PRL
	098647-09-704	EA	FRAME-INSIDE, OFF WHITE - EXCEL W024-67
1	098647-10-700	EA	WINDOW-HORIZONTAL SLIDER, W/O INSIDE FRAME-OFF WHITE EXCEL H024-G2L
2	100322-01-703	FT	STRIP-GLAZING, BUTYL - EXCEL 132-010723
3	098647-09-700	EA	GLASS-STATIONARY - EXCEL 106-017193
4	098644-01-710	FT	TRACK-SCREEN SPACER, 12' LENGTH - EXCEL M401-31
5	098644-01-700	EA	LATCH-REPAIR KIT, EXCEL B801-CK
6	098644-01-708	FT	CHANNEL-PIERCED RUN, EXCEL 122-016543
7	098644-01-711	FT	WEATHERSTRIP-SCREEN BLACK - EXCEL 171-016965
8	098647-09-705	EA	SCREEN W/SPRING & WEATHERSTRIP - EXCEL 410-016464
9	098644-01-713	EA	SPRING-SCREEN FRAME (CLIP), PLASTIC - BLACK - EXCEL 225-016966
	098644-01-716	FT	PLUG-FILLER, EXCEL 132-014470
	098644-01-717	FT	SPLINE-SCREEN, EXCEL 132-004716
10	098647-09-701	EA	GLASS-SLIDING, W/SASH & LATCH - H024-G9 EXCEL
11	098644-01-706	FT	WEATHERSTRIP, EXCEL 171-010668

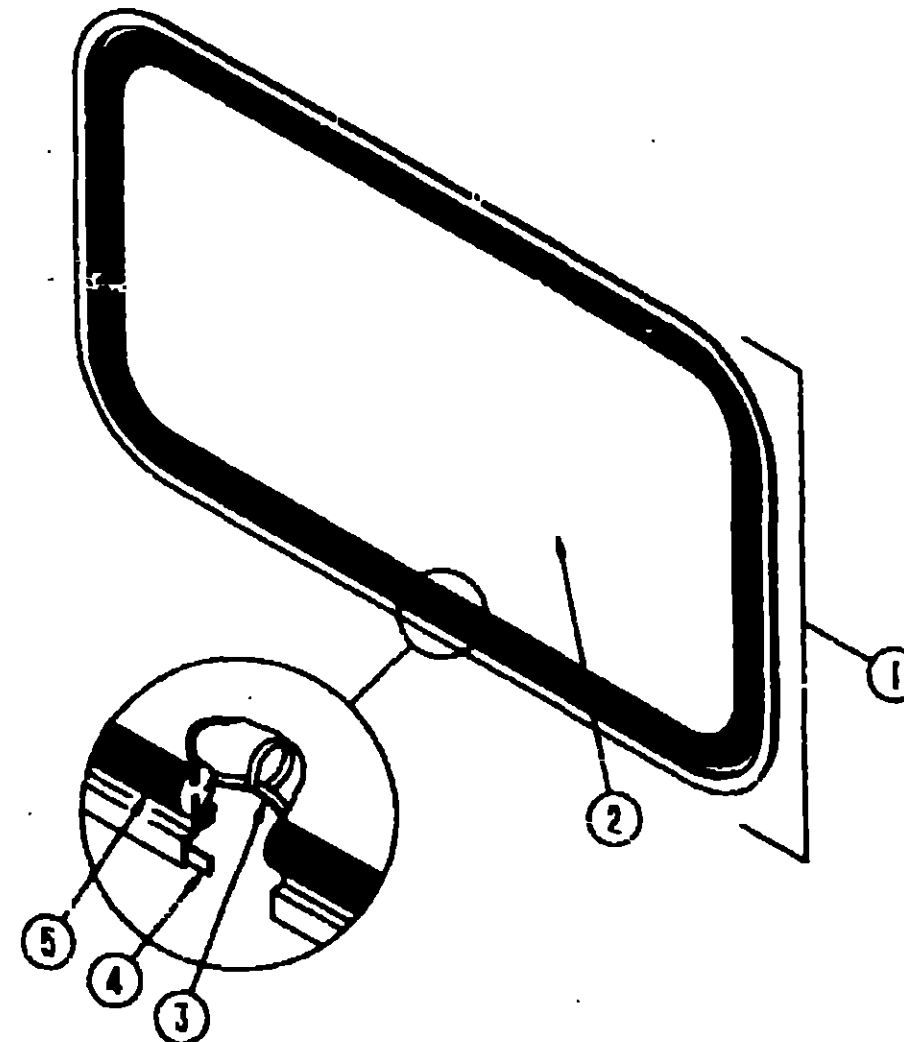
**WINDOW, VENT & EXTERIOR DOOR GROUP (CONTINUED)**



**PASSENGER SIDE SWIVEL CHAIR WINDOW**

KEY	PART NUMBER	U/M DESCRIPTION
1	098644-03-02A	EA WINDOW-SLIDER, VERTICAL W/INSIDE TRIM - EXCEL H298-PR
2	098644-03-705	EA TRIM-INSIDE, OFF WHITE - EXCEL W298-67
3	098644-03-703	EA WINDOW ASM. W/O INSIDE TRIM - EXCEL H298-G2R
4	098644-01-700	EA LATCH-REPAIR KIT, EXCEL BB01-CK
5	100322-01-703	FT STRIP-GLAZING, BUTYL - EXCEL 132-010723
6	098644-01-706	FT WEATHERSTRIP, EXCEL 171-010658
7	098644-01-708	FT CHANNEL-PIERCED RUN, EXCEL 122-016543
8	098644-01-710	FT TRACK-SCREEN SPACER, 12' LENGTH - EXCEL M401-31
	098644-01-711	FT WEATHERSTRIP-SCREEN, BLACK - EXCEL 171-016965
9	098644-01-713	EA SPRING-SCREEN FRAME (CLIP), PLASTIC - BLACK
10	098644-03-700	EA GLASS-STATIONARY, EXCEL 106-017631
11	098644-03-701	EA GLASS-SLIDING, W/SASH & LATCH - EXCEL H298-G9
12	098644-03-702	EA SCREEN W/SPRING & WEATHERSTRIP - EXCEL 410-017634
	098644-01-716	FT PLUG-FILLER, EXCEL 132-014470
	098644-01-717	FT SPLINE-SCREEN, EXCEL 132-004716

**WINDOW, VENT & EXTERIOR DOOR GROUP (CONTINUED)**



**BACKWALL ESCAPE WINDOW**

KEY	PART NUMBER	U/M DESCRIPTION
	074816-09-000	EA FRAME-WINDOW, INSIDE - ESCAPE - OFF WHITE
	074816-07-000	EA FRAME-WINDOW, INSIDE - ESCAPE - BLACK - EUROPEAN OPTION
1	076528-04-C05	EA WINDOW-ESCAPE, BACKWALL - 26.7" X 36" - W/O INSIDE FRAME
2	076337-09-000	EA GLASS-WINDOW, 23.5" X 32.8"
3	002285-01-000	FT FILLER-WEATHER STRIP, RUBBER - BLACK
	077066-01-702	EA TAPE ASM-ESCAPE WINDOW, RED
4	062640-10-000	FT SEALER-RIBBON, 1/32" X 1 1/2" INCREMENTS OF 90°
5	002282-04-000	EA WEATHERSTRIP-WINDOW, .125" X 109.25" - VULCANIZED - BLACK

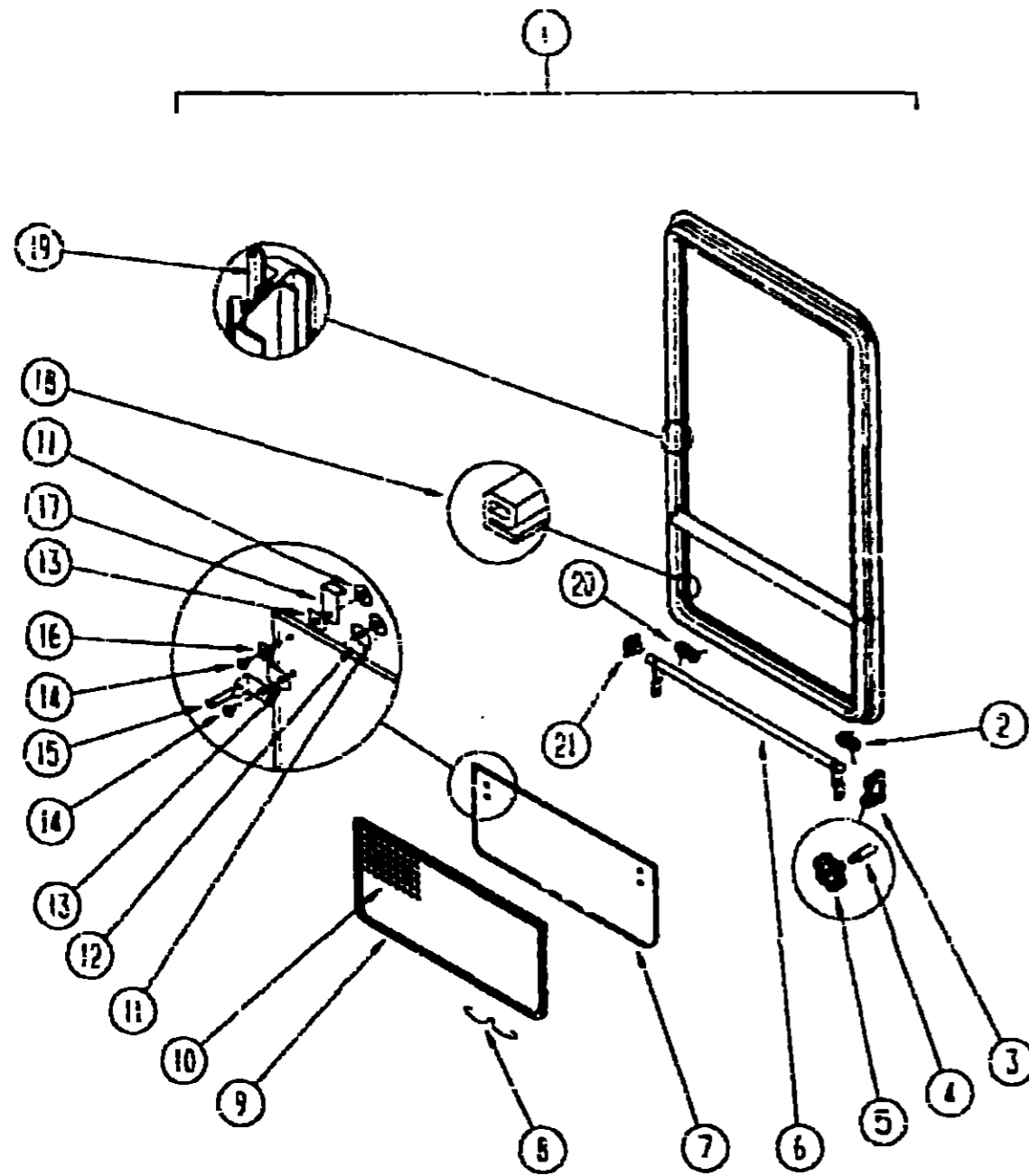
**1993 ITASCA  
TABLE OF CONTENTS**

INTRODUCTION	A-01 -	A-02
ABBREVIATIONS		A-03
ALPHABETICAL INDEX	A-04 -	A-06
ICF27RC	A-07 -	F-02
ICF27RQ	F-03 -	J-16

**1993 ICF27RC INDEX**

FLOOR PLAN	A-07 -	A-08
ACCESSORIES		A-09
AUDIO VIDEO	A-10 -	A-12
BATH	A-13 -	A-14
BEDROOM	A-15 -	A-16
CHASSIS	A-17 -	B-04
CURTAIN & CUSHION	B-05 -	B-14
DINETTE	B-15 -	B-16
DRIVERS COMPARTMENT	B-17 -	B-21
ELECTRICAL	B-22 -	C-04
EXTERIOR BODY	C-05 -	C-12
GALLEY	C-13 -	C-17
GENERATOR	C-18 -	C-19
HEATING & A/C	C-20 -	D-02
INTERIOR FINISH	D-03 -	D-06
LABELS	D-07 -	D-15
LP		D-16
LOUNGE	D-17 -	D-18
SEALANTS & FASTENERS	D-19 -	D-22
WATER & SEWAGE	D-23 -	E-06
WINDOW, VENT AND		
EXTERIOR DOOR	E-07 -	E-24
WINDSHIELD/WIPER	F-01 -	F-02

**WINDOW, VENT & EXTERIOR DOOR GROUP (CONTINUED)**  
**PASSENGER SIDE BEDROOM WINDOW**



KEY	PART NUMBER	U/M	DESCRIPTION
	090893-18-02A	EA	FRAME-WINDOW, INSIDE - OFF WHITE
1	092235-12-Y12	EA	WINDOW-TIPOUT, W/O INSIDE FRAME - 40.3" X 26.5"
2	080918-01-000	EA	SPRING-TORQUE TUBE, RH
3	035332-02-000	EA	OPERATOR-TORQUE, TIPOUT WINDOW - LEFT
4	039439-05-000	EA	EXTENSION-CRANK HANDLE, WINDOW, ROOF VENT - 9" - BLACK
5	039439-05-000	EA	KNOB-OPERATOR, TIPOUT WINDOW - BLACK
	039439-07-000	EA	SCREW, 8-32 X 1 1/4 PCH - BLACK
6	033159-12-000	EA	TUBE ASM - TORQUE, WINDOW
7	084058-17-000	EA	GLASS-TIPOUT, 9.2" X 40"
8	100168-01-000	EA	CLIP-SPRING, SCREEN
9	100235-04-807	EA	SCREEN-SINGLE TIPOUT WINDOW
10	080218-03-000	SF	SCREEN-FIBERGLASS, 12" WIDE
	100240-01-000	FT	SPLINE-SCREEN, T-SHAPED
11	086762-01-000	EA	T NUT 10-32
12	068927-03-000	EA	SEAL-WINDOW, RUBBER - ROUND - 80" DIA - BLACK
13	084473-01-000	EA	SEAL-RUBBER, TIPOUT WINDOW
14	085763-01-000	EA	SCREW-MACH, 10 - 32 X 1/4 PTH
15	097578-01-000	EA	LINKAGE-TIPOUT WINDOW
	081649-01-000	EA	RING - SNAP, 7/32 SHAFT DIAMETER
	084453-01-000	EA	WASHER - .060 X .50 X .135 - PLASTIC
	085315-01-000	EA	RIVET-SHOULDER, TIPOUT WINDOW
	000H14-06-14R	EA	RIVET-MANDREL, BLIND, 3/16"
16	084453-02-000	EA	WASHER - .060 X .50 X .250 - PLASTIC
17	089913-01-000	EA	HINGE-TIPOUT WINDOW, BLACK
18	084067-02-000	FT	SEAL-E SHAPED, SPONGE RUBBER - TIPOUT WINDOW - 4" X .4" - BLACK FROM: 03-00-03 THRU: 04-04-93
18	084067-03-000	FT	SEAL-E SHAPED, SPONGE RUBBER - TIPOUT WINDOW - 10.6 X 8.6 MM - BLACK FROM: 04-05-93 THRU: 99-99-99
19	065640-11-000	EA	SEALER-TAPE, 3/16" X 3/8" - BLACK
20	080915-02-000	EA	SPRING-TORQUE TUBE, LH
21	081354-01-000	EA	SLEEVE-TORQUE TUBE, TIPOUT WINDOW - 1.3" X 1.2" X .7"

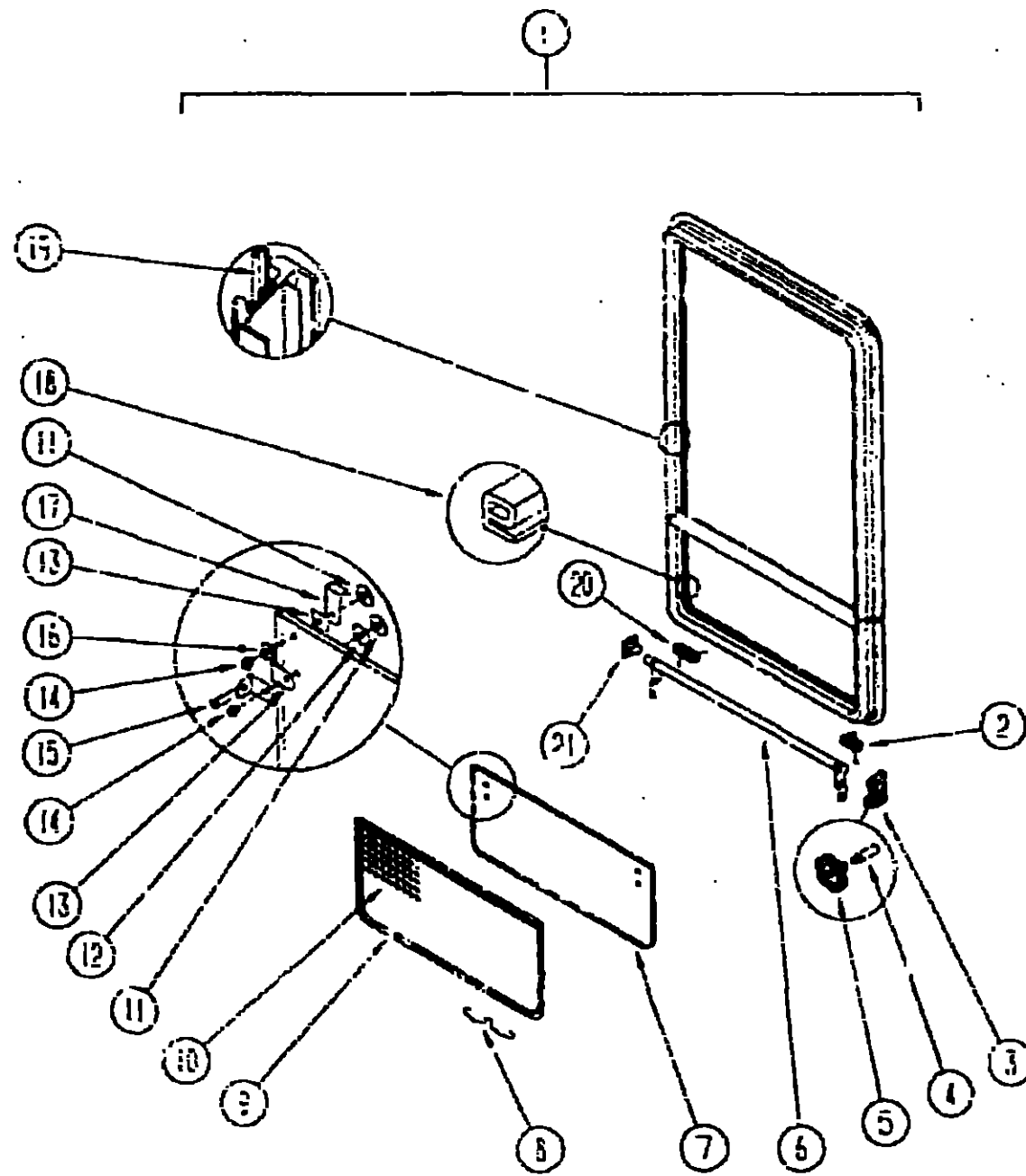
**1993 ITASCA**  
**TABLE OF CONTENTS**

INTRODUCTION	A-01 -	A-02
ABBREVIATIONS		A-03
ALPHABETICAL INDEX	A-04 -	A-06
ICF27RC	A-07 -	F-02
ICF27RO	F-03 -	J-16

**1993 ICF27RC INDEX**

FLOOR PLAN	A-07 -	A-05
ACCESSORIES		A-09
AUDIO VIDEO	A-10 -	A-12
BATH	A-13 -	A-14
BEDROOM	A-15 -	A-16
CHASSIS	A-17 -	B-04
CURTAIN & CUSHION	B-05 -	B-14
DINETTE	B-15 -	B-16
DRIVERS COMPARTMENT	B-17 -	B-21
ELECTRICAL	B-22 -	C-04
EXTERIOR BODY	C-05 -	C-12
GALLEY	C-13 -	C-17
GENERATOR	C-18 -	C-19
HEATING & A/C	C-20 -	D-02
INTERIOR FINISH	D-03 -	D-06
LABELS	D-07 -	D-15
LP		D-16
LOUNGE	D-17 -	D-18
SEALANTS & FASTENERS	D-19 -	D-22
WATER & SEWAGE	D-23 -	E-06
WINDOWS, VENT AND		
EXTERIOR DOOR	E-07 -	E-24
WINDSHIELD WIPER	F-01 -	F-02

**WINDOW, VENT & EXTERIOR DOOR GROUP (CONTINUED)**  
**GALLEY WINDOW**



KEY	PART NUMBER	U/M	DESCRIPTION
	090293-17-02A	EA	FRAME-WINDOW, INSIDE - OFF WHITE
1	092235-11-Y12	EA	WINDOW-TIPOUT, W.O INSIDE FRAME - 24.5" X 15.5"
2	080918-01-000	EA	SPRING-TORQUE TUBE, RH
3	035502-02-000	EA	OPERATOR-TORQUE, TIPOUT WINDOW - LEFT
4	089439-06-000	EA	EXTENSION-WINDOW CONTROL
5	089439-05-000	EA	KNOB-OPERATOR, TIPOUT WINDOW - BLACK
	089439-07-000	EA	SCREW, 9-32 X 1 1/4 POH - BLACK
6	083150-10-000	EA	TUBE ASM - TORQUE WINDOW
7	084068-15-000	EA	GLASS-TIPOUT, 9.2" X 24.5"
8	100168-01-000	EA	CLIP-SPRING, SCREEN
9	100235-02-B07	EA	SCREEN-SINGLE TIPOUT WINDOW
10	080218-03-000	SF	SCREEN-FIBERGLASS, 12" WIDE
	100240-01-000	FT	SPLINE-SCREEN, T-SHAPED
11	085722-01-000	EA	T NUT 10-32
12	085927-03-000	EA	SEAL-WINDOW, RUBBER - ROUND - .89" DIA. - BLACK
13	084473-01-000	EA	SEAL-RUBBER, TIPOUT WINDOW
14	085763-01-000	EA	SCREW-MACH, 10 - 32 X 1/4 PTH
15	097578-01-000	EA	LINKAGE-TIPOUT WINDOW
	081649-01-000	EA	RING - SNAP, 7/32 SHAFT DIA.
	084453-01-000	EA	WASHER - .060 X .50 X .135 - PLASTIC
	085315-01-000	EA	RIVET-SHOULDER, TIPOUT WINDOW
	080H14-08-14R	EA	RIVET-MANDREL BLIND, 3/16"
16	084453-02-000	EA	WASHER - .060 X .50 X .250 - PLASTIC
17	079913-01-000	EA	HINGE-TIPOUT WINDOW, BLACK
18	079067-02-000	FT	SEAL-E SHAPED, SPONGE RUBBER - TIPOUT WINDOW - .4" X .4" - BLACK FROM: 00-00-00 THRU: 04-04-93
	084067-03-000	FT	SEAL-E SHAPED, SPONGE RUBBER - TIPOUT WINDOW - 10.6 X 8.6 MM - BLACK FROM: 04-05-93 THRU: 99-99-99
19	069640-11-000	EA	SEALER-TAPE, 3/16" X 3/8" - BLACK
20	080918-02-000	EA	SPRING-TORQUE TUBE, LH
21	081354-01-000	EA	SLEEVE-TORQUE TUBE, TIPOUT WINDOW - 1.3" X 1.2" X .7"

**1993 ITASCA  
TABLE OF CONTENTS**

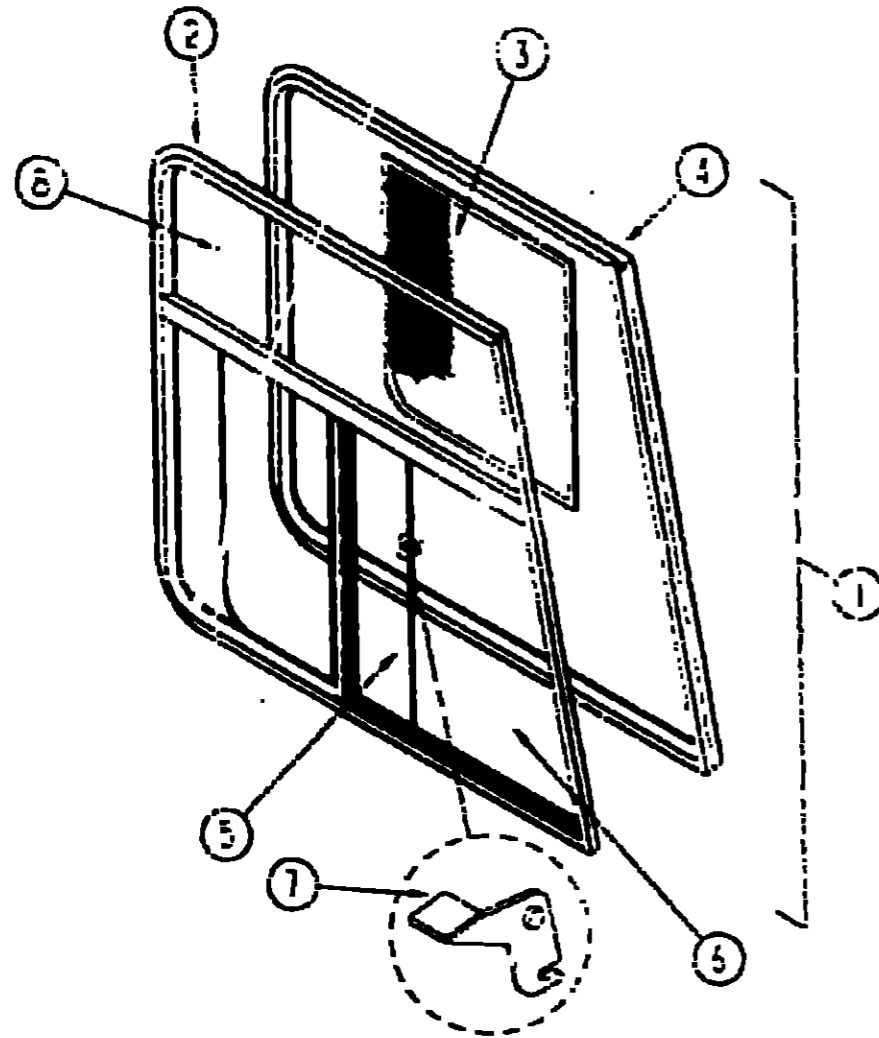
INTRODUCTION	A-01 -	A-02
ABBREVIATIONS		A-03
ALPHABETICAL INDEX	A-04 -	A-06
ICF27RC	A-07 -	F-02
ICF27RO	F-03 -	J-16

**1993 ICF27RC INDEX**

FLOOR PLAN	A-07 -	A-05
ACCESSORIES		A-09
AUDIO VIDEO	A-10 -	A-12
BATH	A-13 -	A-14
BEDROOM	A-15 -	A-16
CHASSIS	A-17 -	B-04
CURTAIN & CUSHION	B-05 -	B-14
DINETTE	B-15 -	B-15
DRIVERS COMPARTMENT	B-17 -	B-21
ELECTRICAL	B-22 -	C-04
EXTERIOR BODY	C-05 -	C-12
GALLEY	C-13 -	C-17
GENERATOR	C-18 -	C-19
HEATING & A/C	C-20 -	D-02
INTERIOR FINISH	D-03 -	D-06
LABELS	D-07 -	D-15
LP		D-16
LOUNGE	D-17 -	D-18
SEALANTS & FASTENERS	D-19 -	D-22
WATER & SEWAGE	D-23 -	E-06
WINDOW, VENT AND EXTERIOR DOOR	F-07 -	E-24
WINDSHIELD/WIPER	F-01 -	F-02



**WINDOW, VENT & EXTERIOR DOOR GROUP (CONTINUED)**  
**DRIVER & PASSENGER CAB SIDE WINDOW**



KEY	PART NUMBER	U/M DESCRIPTION
1	103558-02-01A	EA WINDOW ASM-CAB PASSENGER - H322-APF FROM 00-00-00 THRU 08-22-92
1	103558-05-01A	EA WINDOW ASM-CAB PASSENGER - H373-APF FROM 08-23-92 THRU 99-99-99
1	103558-01-01A	EA WINDOW ASM-CAB DRIVER - H322-ARL FROM 00-00-00 THRU 08-22-92
1	103558-05-01A	EA WINDOW ASM-CAB DRIVER - H373-ARL FROM 08-23-92 THRU 99-99-99
2	103558-03-700	EA WINDOW-SLIDER CAB - W/O INSIDE FRAME - PASSENGER - H373-APF EXCEL FROM 00-00-00 THRU 08-22-92
2	103558-05-700	EA WINDOW-SLIDER CAB - W/O INSIDE FRAME - PASSENGER - H373-APF EXCEL FROM 08-23-92 THRU 99-99-99
2	103558-01-700	EA WINDOW-SLIDER CAB - W/O INSIDE FRAME - DRIVER - H322-ARL EXCEL FROM 00-00-00 THRU 08-22-92
2	103558-05-700	EA WINDOW-SLIDER CAB - W/O INSIDE FRAME - DRIVER - H373-ARL EXCEL FROM 08-23-92 THRU 99-99-99
3	103558-02-700	EA SCREEN ASM-WINDOW PASSENGER - H322-APF EXCEL
3	103558-01-700	EA SCREEN ASM-WINDOW DRIVER - H322-ARL EXCEL
4	103558-02-703	EA FRAME-INSIDE, PASSENGER - H322-APF EXCEL FROM 00-00-00 THRU 08-22-92
4	103558-05-703	EA FRAME-INSIDE, PASSENGER - H373-APF EXCEL FROM 08-23-92 THRU 99-99-99
4	103558-01-703	EA FRAME-INSIDE, DRIVER - H322-ARL EXCEL FROM 00-00-00 THRU 08-22-92
4	103558-05-703	EA FRAME-INSIDE, DRIVER - H373-APF EXCEL FROM 08-23-92 THRU 99-99-99
5	103558-02-701	EA GLASS-SLIDING, W. SASH & LATCH - PASSENGER - H322-APF EXCEL
5	103558-01-701	EA GLASS-SLIDING, W. SASH & LATCH - DRIVER - H322-ARL EXCEL
6	103558-01-702	EA GLASS-STATIONARY, BOTTOM - 106-017700 EXCEL
7	035544-01-703	EA LATCH-REPAIR KIT
8	103558-01-701	EA GLASS-STATIONARY, TOP - 106-017699 EXCEL FROM 00-00-00 THRU 08-22-92
8	103558-05-701	EA GLASS-STATIONARY, TOP - 106-015480 EXCEL FROM 08-23-92 THRU 99-99-99
2	103522-01-703	FT STRIP-GLAZING, BUTYL - EXCEL 132-010725
	035544-01-706	FT WEATHERSTRIP, EXCEL 171-010663
	035544-01-709	FT CHANNEL-PIERCED RUN, EXCEL 122-016543
	035544-01-710	FT TRACK SCREEN SPACER, 12" LENGTH - EXCEL M401-31
	035544-01-711	FT WEATHERSTRIP-SCREEN, BLACK - EXCEL 171-016965
	035544-01-713	EA SPRING-SCREEN FRAME (CLIP), PLASTIC - BLACK - EXCEL 228-016956
	035544-01-716	FT FLUG-FILLER, EXCEL 132-014470
	035544-01-717	FT SFLINE-SCREEN, EXCEL 132-004716

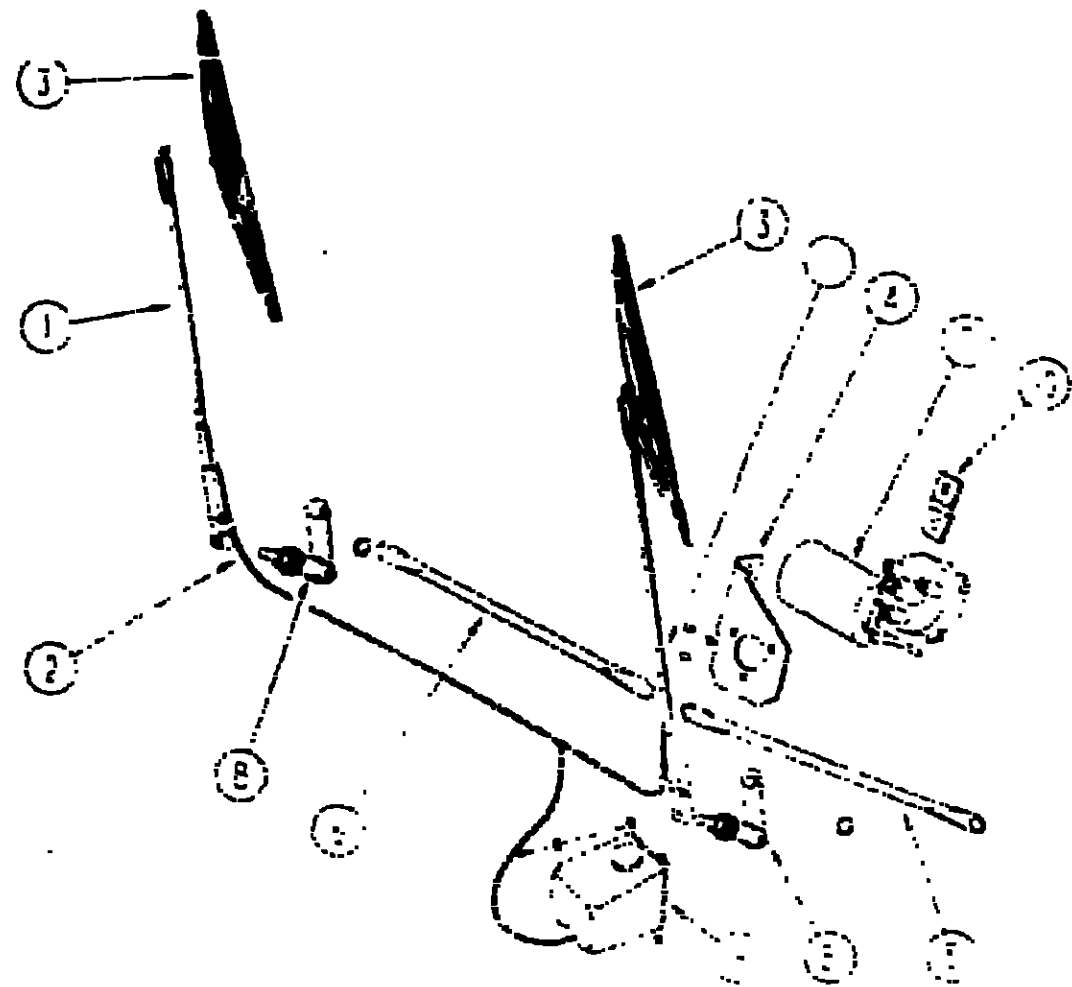
**1993 ITASCA  
TABLE OF CONTENTS**

INTRODUCTION	A-01	A-03
ABBREVIATIONS	A-04	A-05
ALPHABETICAL INDEX	A-06	A-06
ICF27RC	A-07	F-02
ICF27RC	F-03	J-16

**1993 ICF27RC INDEX**

FLOOR PLAN	A-07	A-08
ACCESSORIES	A-09	A-09
AUDIO V-JEOP	A-10	A-12
BATH	A-13	A-14
BEDROOM	A-15	A-16
CHASSIS	A-17	B-04
CURTAIN & CUSHIONS	B-05	B-14
DINETTE	B-15	B-16
DRIVERS COMPARTMENT	B-17	B-21
ELECTRICAL	B-22	C-04
EXTERIOR BODY	C-05	C-12
GALLEY	C-13	C-17
GENERATOR	C-18	C-19
HEATING & A/C	C-20	D-02
INTERIOR FINISH	D-03	D-06
LABELS	D-07	D-15
LP		D-16
LOUNGE	D-17	D-18
SEALANTS & FASTENERS	D-19	D-22
WATER & SEWAGE	D-23	E-06
WINDOW, VENT AND EXTERIOR DOOR	E-07	E-24
WINDSHIELD WIPER	F-01	F-02

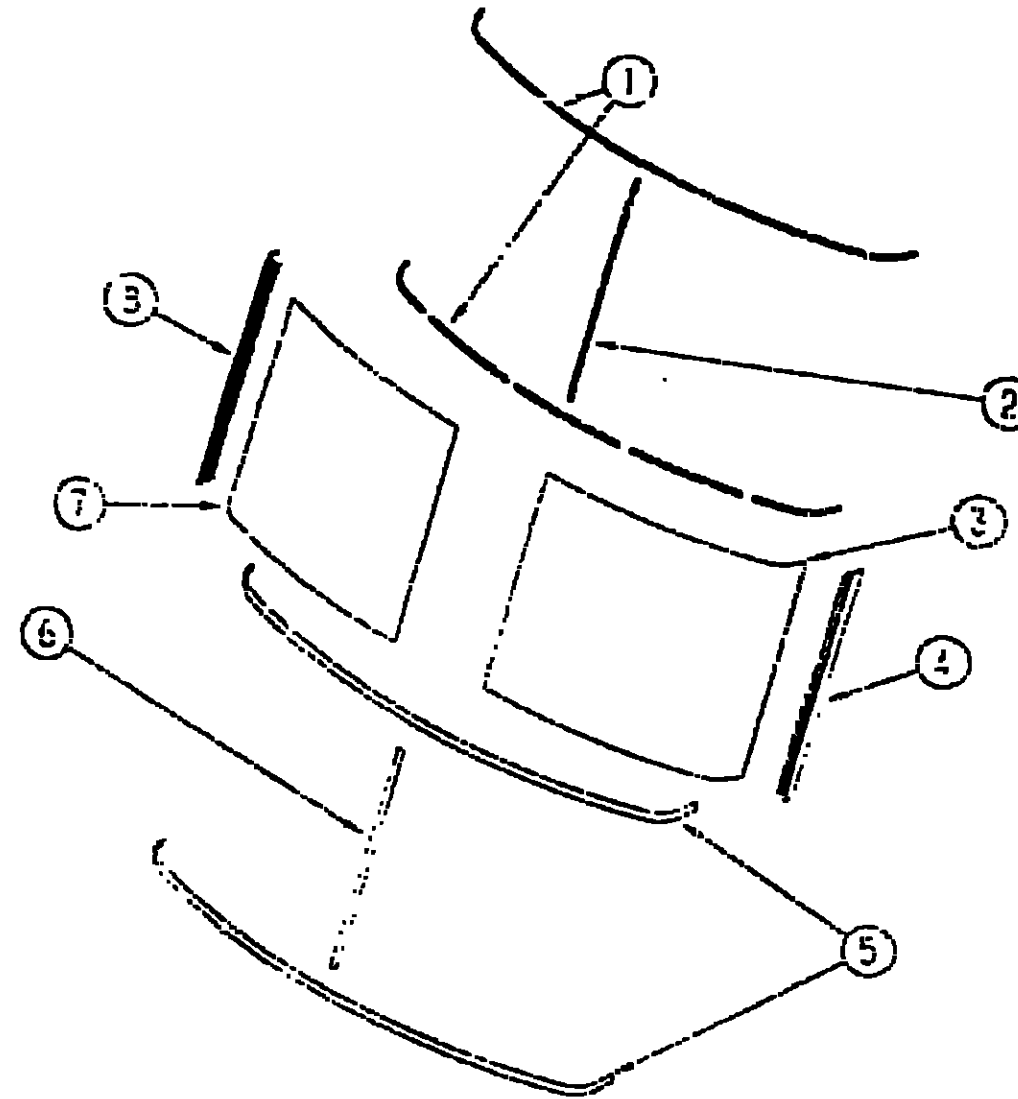
**WINDSHIELD & WIPER GROUP**



**WIPER COMPONENTS**

KEY	PART NUMBER	U/M DESCRIPTION
1	102995-01-000	EA CARRIER-REVEAL 56" - WINDSHIELD
2	102995-02-000	EA CARRIER-REVEAL 39" - WINDSHIELD
3	102995-03-000	EA CARRIER-REVEAL 35" - WINDSHIELD
4	102995-04-000	EA CARRIER-REVEAL 21" - WINDSHIELD
5	102995-05-000	EA CARRIER-REVEAL 42 1/2" - WINDSHIELD
6	102995-06-000	EA GLASS-WINDSHIELD DRIVER
7	102995-07-000	EA TRIM - WINDSHIELD - DRIVER SIDE - BLACK
8	102995-08-000	FT MOLDING - REVEAL - WINDSHIELD
9	102995-09-000	FT MOLDING - REVEAL - WINDSHIELD - CENTER
10	102995-10-000	EA GLASS-WINDSHIELD - PASSENGER
11	102995-11-000	EA TRIM - WINDSHIELD - PASSENGER SIDE - BLACK

**WINDSHIELD & WIPER GROUP (CONTINUED)**



**WINDSHIELD MOLDINGS & GLASS**

KEY	PART NUMBER	U/M DESCRIPTION
1	102995-01-000	EA CARRIER-REVEAL 56" - WINDSHIELD
2	102995-02-000	EA CARRIER-REVEAL 39" - WINDSHIELD
3	102995-03-000	EA CARRIER-REVEAL 35" - WINDSHIELD
4	102995-04-000	EA CARRIER-REVEAL 21" - WINDSHIELD
5	102995-05-000	EA CARRIER-REVEAL 42 1/2" - WINDSHIELD
6	102995-06-000	EA GLASS-WINDSHIELD DRIVER
7	102995-07-000	EA TRIM - WINDSHIELD - DRIVER SIDE - BLACK

**1993 ITASCA  
TABLE OF CONTENTS**

INTRODUCTION	A-01 -	A-02
ABBREVIATIONS		A-03
ALPHABETICAL INDEX	A-04 -	A-06
ICF27RC	A-07 -	F-02
ICF27RO	F-03 -	J-16

**1993 ICF27RC INDEX**

FLOOR PLAN	A-07 -	A-09
ACCESSORIES		A-09
AUDIO VIDEO	A-10 -	A-12
BATH	A-13 -	A-14
BEDROOM	A-15 -	A-16
CHASSIS	A-17 -	B-04
CURTAIN & CUSHION	B-05 -	B-14
DINETTE	B-15 -	B-16
DRIVERS COMPARTMENT	B-17 -	B-21
ELECTRICAL	B-22 -	C-04
EXTERIOR BODY	C-05 -	C-12
GALLEY	C-13 -	C-17
GENERATOR	C-18 -	C-19
HEATING & A/C	C-20 -	D-02
INTERIOR FINISH	D-03 -	D-06
LABELS	D-07 -	D-15
LP		D-16
LOUNGE	D-17 -	D-18
SEALANTS & FASTENERS	D-19 -	D-22
WATER & SEWAGE	D-23 -	E-06
WINDOW, VENT AND		
EXTERIOR DOOR	E-07 -	E-04
WINDSHIELD/WIPER	F-01 -	F-02

FROM 01-15-92 THRU 12-31-92