


1991 WCN36RQ

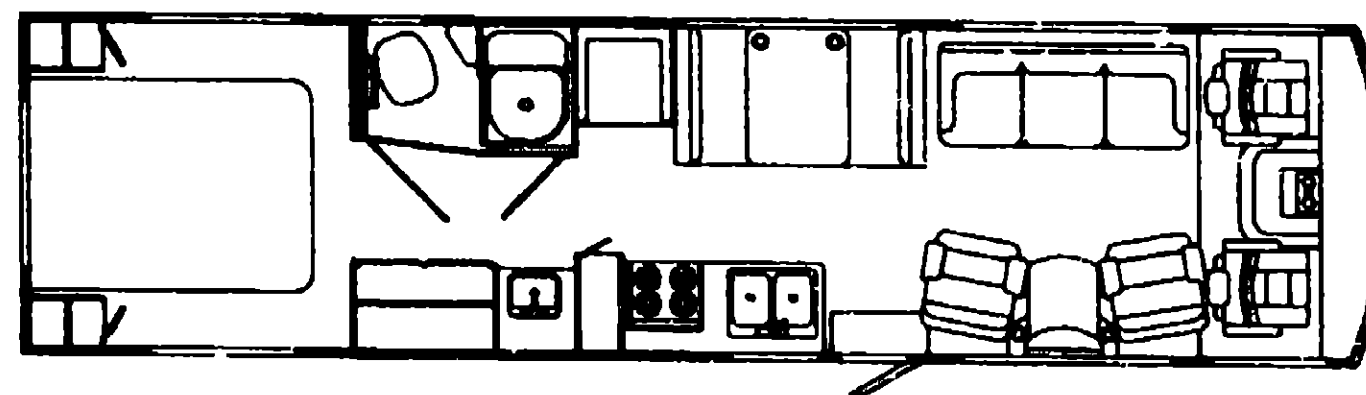
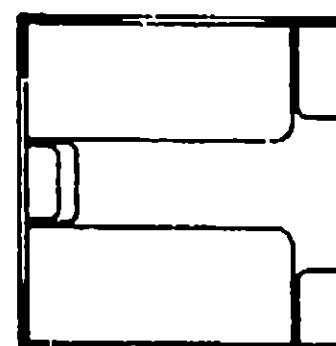


1991 WINNEBAGO TABLE OF CONTENTS

INTRODUCTION	A-01 -	A-02
ABBREVIATIONS		A-03
ALPHABETICAL INDEX	A-04 -	A-08
WCN36RQ	A-07 -	F-16
WFN36RA	F-17 -	K-22

1991 WCN36RQ INDEX

FLOOR PLAN	A-07 -	A-08
ACCESSORIES	A-09 -	A-18
BATH	A-19 -	A-22
BEDROOM	A-23 -	B-02
CHASSIS	B-03 -	B-14
C C & PAD	B-15 -	C-02
DINETTE	C-03 -	C-04
DRIVERS	C-05 -	C-12
ELECTRICAL	C-13 -	C-20
EXTERIOR BODY	C-21 -	D-04
GALLEY	D-05 -	D-12
HEATING & AC	D-13 -	D-16
INTERIOR FINISH	D-17 -	D-20
LABELS	D-21 -	E-06
LP		E-07
LOUNGE	E-08 -	E-09
SEALANTS & FASTENERS	E-10 -	E-12
WATER & SEWAGE	E-13 -	E-16
WINDOW, VENT AND EXTERIOR DOOR	E-17 -	F-16



ACCESSORIES GROUP

REAR VIEW TELEVISION

KEY	PART NUMBER	U/M DESCRIPTION
	093040-01-000	EA TELEVISION SYSTEM REAR VIEW, SONY FROM 00-00-00 THRU: 01-06-91
	093040-04-000	EA TELEVISION SYSTEM-REAR VIEW, SONY FROM 01-07-91 THRU 99-99-99
	093041-01-000	EA CABLE-MONITOR/CAMERA, INTERNAL USE
	093041-02-000	EA CABLE-MONITOR/CAMERA, EXTERNAL USE
	092881-01-000	EA WIRE-INSTRUMENT PANEL, REAR MONITOR - CHEVY
	092037-01-000	EA HOUSING-AUTO FUSE, NATURAL - CHEVY
	094001-01-000	EA CLAMP-CAMERA
	096325-01-000	EA BRACKET-CAMERA, ADJUSTABLE
	009063-01-000	EA HINGE-CONTINUOUS, 1 1/2" X 72"
	098474-09-000	EA HOUSING-SOCKET - FORD
	098476-01-000	EA SOCKET-CONNECTOR - FORD
	090340-01-000	FT SEAL-FOAM,CLOSED CELL - 1/4 X 1/2 X 50 FT
	090340-02-000	FT SEAL-FOAM,CLOSED CELL - 3/8 X 1/2
	098288-01-000	EA LENS-REAR,MONITOR SHROUD
	093957-02-02A	EA SHROUD-TV, BLACK
	096717-01-000	EA WIRE ASM-REAR MONITOR,UPPER
	098305-01-000	EA SPRING-COMPRESSION
	096719-01-00J	EA WIRE ASM-BACKUP LA;AP,GM
	100319-01-000	EA RETAINER-LENS,CAMERA
	102903-01-04A	EA SHROUD - CAMERA - OUTER, BLACK

AM/FM/CASSETTE RADIO - ELECTRONIC TUNE

KEY	PART NUMBER	U/M DESCRIPTION
	074979-01-000	EA COVER-SPEAKER, 8" X 9" - BEIGE FROM 00-00-00 THRU. 09-09-90
	074979-09-000	EA COVER-SPEAKER, 8" X 9" - LIGHT OAK FROM 09-10-90 THRU 99-99-99
	099340-01-000	EA GRILLE-SPEAKER,6 1/2 SQ TAN MAGNADYNE G514WN FROM. 00-00-00 THRU 11-04-90
	099340-02-000	EA GRILLE SPEAKER,6 1/2 SQ TAN MAGNADYNE G514WN FROM 11-05-90 THRU 99-99-99
	097460-02-000	EA RADIO-AM/FM STEREO/CASSETTE, SONY XR-4147
	097620-03-000	EA MOUNTING KIT-RADIO DIN SONY
	100014-01-000	EA BRACKET-RADIO, SONY

VACUUM CLEANER

KEY	PART NUMBER	U/M DESCRIPTION
	092304-01-000	EA VACUUM CLEANER - #HP-19-1 DELUXE
	092304-01-700	EA BAGS-VACUUM CLEANER, 6 IN BAG - #HP-4908
	092304-02-000	EA TOOLS-CLEANING SET, VACUUM CLEANER - #HP-6346
	092304-02-700	EA BRUSH-HAND POWER, VACUUM CLEANER - #HP-5970
	092304-02-701	EA DUSTING TOOL-VACUUM CLEANER, #HP-1142
	092304-02-702	EA RUG TOOL-VACUUM CLEANER, #HP-4982
	092304-02-703	EA CREVICE TOOL-VACUUM CLEANER, #HP-1141
	092304-02-704	EA MOTOR-VACUUM CLEANER, #HP-5098
	092304-02-705	E. HOSE - VACUUM, 20' # HP - 6452-02
	092304-03-000	EA DOOR ASM - VACUUM W/WIRE

ACCESSORIES GROUP (CONTINUED)

STANDARD RADIO COMPONENTS

KEY	PART NUMBER	U/M DESCRIPTION
	073741-03-000	EA SPEAKER-RADIO, OVAL - AUDIOVOX 110-2074 - 4" X 6"
	073741-04-000	EA GRILLE-SPEAKER, OVAL - 4" X 6" - BLACK
	097459-01-000	EA RADIO-AM/FM STEREO, CASSETTE - AUDIOVOX IM-DXA
	099998-01-000	EA BRACKET-RADIO, AUDIOVOX
	097821-01-000	EA MOUNTING KIT-RADIO, AUDIOVOX WMK-AB01 - CHEVY

REAR STEREO

KEY	PART NUMBER	U/M DESCRIPTION
	090862-01-000	EA BRACKET-HAT,ANTENNA
	090944-01-000	EA ANTENNA-RADIO, 16" RUBBER
	099340-01-000	EA GRILLE-SPEAKER,6 1/2 SQ TAN MAGNADYNE G514WN FROM 00-00-00 THRU 11-04-90
	099340-02-000	EA GRILLE-SPEAKER,6 1/2 SQ TAN MAGNADYNE G514WN FROM 11-05-90 THRU 99-99-99
	097153-01-000	EA RADIO-AM/FM STEREO,CASSETTE
	074979-01-000	EA COVER-SPEAKER,LT OAK
	094097-01-000	EA SPEAKER-5 25 DIA W/O GRILLE

TV AND VCR SWITCHING SYSTEM

KEY	PART NUMBER	U/M DESCRIPTION
	098757-03-000	EA CONTROL CENTER-SWITCHING - MAGNADYNE
	098777-03-000	EA PLATE-WALL, ANTENNAPOWER, IVORY
	076319-03-000	FT CABLE-COAXIAL, 75 OHM
	076319-12-000	EA CONNECTOR-COAXIAL, ONE PIECE
	076319-04-000	EA CONNECTOR W/FERRULE
	093214-01-02A	EA GRILL-SPEAKER 4" BROWN
	098446-01-000	EA VCR-VHS-CABLE READY - REMOTE - MAGNAVOX VR9815 FROM 00-00-00 THRU 09-24-90
	098446-01-700	EA REMOTE-MAGNAVOX 9815
	098446-02-000	EA VCR-VHS, CABLE READY - REMOTE - MAGNAVOX VR9912 FROM 09-25-90 THRU 99-99-99
	098446-02-700	EA REMOTE-MAGNAVOX 9912
	098447-01-000	EA TV-13" COLOR W/REMOTE U S A MAGNAVOX RX4029WA FROM 00-00-00 THRU 06-23-91
	098447-02-000	EA TV-13", COLOR W/REMOTE - CANADIAN - MAGNAVOX XK4029CH FROM 00-00-00 THRU 06-23-91
	098447-01-700	EA REMOTE-TV, MAGNAVOX RX4029WA & XK4029CH
	098447 03 000	EA TV-13" COLOR W/REMOTE U S A MAGNAVOX RR1337W FROM 06-24-91 THRU 99-99-99
	098447-04-000	EA TV-13" , COLOR W/REMOTE - CANADIAN - MAGNAVOX RR1330W FROM 06-24-91 THRU 99-99-99
	098447-03-700	EA REMOTE-TV, MAGNAVOX RR1337W & RR1330W
	098819-01-000	EA SPEAKER-2 WATT, 8 OHM - 4"
	099030-01-000	EA WIRE-SPEAKER, TV
	099637-01-000	EA GROMMET
	099717-02-000	EA TIEDOWN, TV - 28 7" LONG
	076319-09-000	EA WALLPLATE-TV RECEPTACLE - BROWN
	099717-02-000	EA TIEDOWN, TV - 22.8" LONG
	095774-01-000	EA FASTENER DUAL HOOK - 1" WIDE
	095774-02-000	EA FASTENER DUAL LOOP - 1" WIDE
	100954-01-000	EA SHELF-TV, STEEL
	101150-01-000	EA SUPPORT-TV SHELF, RIGHT SIDE - STEEL
	101150-02-000	EA SUPPORT-TV SHELF, LEFT SIDE - STEEL
	096756-01-000	EA SPLITTER-TV, 2 WAY

**1991 WINNEBAGO
TABLE OF CONTENTS**

INTRODUCTION	A-01 -	A-02
ABBREVIATIONS		A-03
ALPHABETICAL INDEX	A-04 -	A-06
WCN36RQ	A-07 -	F-16
WFN36RA	F-17 -	K-22

1991 WCN36RQ INDEX

FLOOR PLAN	A-07 -	A-08
ACCESSORIES	A-09 -	A-18
BATH	A-19 -	A-22
BEDROOM	A-23 -	B-02
CHASSIS	B-03 -	B-14
C C & PAD	B-15 -	C-02
DINETTE	C-03 -	C-04
DRIVERS	C-05 -	C-12
ELECTRICAL	C-13 -	C-20
EXTERIOR BODY	C-21 -	D-04
GALLEY	D-05 -	D-12
HEATING & A/C	D-13 -	D-16
INTERIOR FINISH	D-17 -	D-20
LABELS	D-21 -	E-06
LP		E-07
LOUNGE	E-08 -	E-09
SEALANTS & FASTENERS	E-10 -	E-12
WATER & SEWAGE	E-13 -	E-16
WINDOW, VENT AND EXTERIOR DOOR	E-17 -	F-16

ACCESSORIES GROUP (CONTINUED)

STAINLESS STEEL WHEEL LINERS - 16" - FORD

KEY	PART NUMBER	U/M DESCRIPTION
	091209-08-000	EA LINER-WHEEL, 16" - FORD - SET OF 4 - KAPER II 1604-10-F FROM 00-00-00 THRU 05-20-91
	091209-07-000	EA LINER-WHEEL, 16" - FORD - SET OF 2 - KAPER II FROM 00-00-00 THRU 05-20-91
	091209-08-700	EA LINER-WHEEL, FRONT - 16" - FORD - KAPER II
	091209-08-701	EA LINER-WHEEL, REAR - 16" - FORD - KAPER II
	091209-08-702	EA COVER-AXLE, FRONT - 16" - FORD - KAPER II
	091209-08-703	EA COVER-AXLE, REAR - 16" - FORD - KAPER II
	091209-08-704	EA COVER-LUG NUT, 16" - FORD - KAPER II
	091209-09-000	EA LINER-WHEEL, OVER LUG - 16" - FORD - SET OF 2 - KAPER II FROM 05-21-91 THRU 99-99-99
	091209-08-000	EA LINER-WHEEL, OVER LUG - 16" - FORD - SET OF 4 - KAPER II FROM 05-21-91 THRU 99-99-99
	091209-08-700	EA LINER-WHEEL, FRONT - FORD - 16" - 10 LUG - KAPER II
	091209-08-701	EA LINER-WHEEL, REAR - FORD - 16" - 10 LUG - KAPER II
	091209-08-702	EA COVER-AXLE, REAR - 16" - FORD - KAPER II
	091209-07-703	EA COVER-LUG NUT, 16" - FORD - KAPER II
	095012-02-000	EA EXTENSION-VALVE STEM, DUAL WHEEL FROM 00-00-00 THRU 04-28-91
	095012-03-000	EA EXTENSION-VALVE STEM, DUAL WHEEL FROM 04-29-91 THRU 99-99-99
	077030-02-000	EA EXTENSION-VALVE STEM, 1 25"

FORD WHEEL COVERS - 16"

KEY	PART NUMBER	U/M DESCRIPTION
	096532-01-000	EA WHEEL COVER - 16" (4 EACH)
	096532-02-000	EA WHEEL COVER - 16" (2 EACH)
	096532-01-701	EA WHEEL COVER - 16" (1 EACH)
	096532-01-700	EA NUT COVER - CHROME

STAINLESS STEEL WHEEL LINERS OPTION L648- 19.5" - CHEVY

KEY	PART NUMBER	U/M DESCRIPTION
	077030-02-000	EA EXTENSION-VALVE STEM, 1 25"
	091209-01-000	EA LINER-WHEEL, SET OF 4 - 19.5" - GM - KAPER II
	091209-01-700	EA SIMULATOR-FRONT WHEEL EA=1
	091209-01-701	EA SIMULATOR-REAR WHEEL EA=1
	091209-01-702	EA COVER-FRONT AXLE
	091209-01-703	EA REAR AXLE COVER
	091209-01-704	EA COVER-LUG NUT
	095012-01-000	EA EXTENSION-VALVE STEM, DUAL WHEEL FROM 00-00-00 THRU 05-06-91
	095012-03-000	EA EXTENSION-VALVE STEM, DUAL WHEEL FROM 05-07-91 THRU 99-99-99
	091209-02-000	EA LINER-WHEEL, SET/2, 19.5 GM

WHEEL COVERS - CHEVY

KEY	PART NUMBER	U/M DESCRIPTION
	083181-03-700	EA COVER-WHEEL, 19.5 (1 EACH)
	083181-04-702	EA NUT-COVER F/19.5&16.5
	083181-04-703	EA CAP CTR CHROME
	083181-12-000	EA RETAINER-19.5" - CHEVY - DEL-MET (4 EACH)
	083181-12-700	EA RETAINER-CHEVY FRONT (1 EACH)
	083181-12-701	EA RETAINER-CHEVY REAR (1 EACH)

AUXILIARY DEFROSTER FANS W/SWITCH

KEY	PART NUMBER	U/M DESCRIPTION
	097372-03-01A	EA SWITCH-ON-OFF-ON
	000639-08-248	EA SCREW-SF/DR, 8-18 X 1 1/2 PPH ZN
	036420-02-000	EA FAN-DEFROSTER, 2 SPEED - 6" DIAMETER

ACCESSORIES GROUP (CONTINUED)

TV ANTENNA

KEY	PART NUMBER	U/M DESCRIPTION
	058708-02-000	EA RECEPTACLE-DOUBLE ELECTRIC, IVORY
	022755-01-000	EA SHIELD-CONTROL PANEL, 7.75" X 9" - PLASTIC - BLACK
	088728-02-000	EA BUMPER- 88" DIA X .4" - BLACK
	076319-01-000	EA ANTENNA-TV, ROOF MOUNT - 44.5" MAST - RVA W02
	076319-01-700	EA HEAD-ANTEENA, AMPLIFIED - WINEGARD#RYSA U V
	076319-01-701	EA GEAR-ELEVATING, PLASTIC - WINEGARD#2200048
	076319-01-702	EA SHAFT AS'Y-ELEVATING, WINEGARD#RVP- 300A
	076319-01-703	EA BEARING-NYLON, .5" OD - WINEGARD#3200858
	076319-01-704	EA BEARING-NYLON, 1 25" OD - WINEGARD#3200857
	076319-01-705	EA GROMMET-NYLON, 7/8" ID - WINEGARD#3200858
	076319-01-706	EA CRANK-ELEVATING, W/SET SCREW - WINEGARD#5755100
	076319-01-707	EA SPRING-HANDLE, WINEGARD#5160800
	076319-01-709	EA PLATE-DIRECTIONAL, FOR HEAD - WINEGARD 3200344
	076319-08-000	EA ADAPTOR-CABLE ROOF PLATE, WINEGARD#RPJ-1
	076319 11-000	EA ADAPTOR-COAX WITH SPLITTER, WINEGARD#MSJ-8
	080734-02-000	EA CLIP-WIRE, NYLON
	082134-01-000	EA ADAPTER-TV, CABLE TO CABLE - WINEGARD#F-81M
	088758-01-000	EA SPLITTER-TV, 2 WAY
	076319-03-000	FT CABLE-COAXIAL, 75 OHM
	076319-12-000	EA CONNECTOR-COAXIAL, ONE PIECE
	087238-01-000	EA LABEL-CABLE, INPUT
	087238-02-000	EA LABEL-TV OUTLET
	091909-01-000	EA SHELF-SWIVEL TV - BEIGE
	093252-01-01A	EA PLATE-WALL, CABLE - BEIGE

MISCELLANEOUS COMPONENTS

KEY	PART NUMBER	U/M DESCRIPTION
	054185-68-000	EA MANUAL-OPERATORS, 1991 CHIEFTAIN
	092318-01-000	EA BINDER-3 RING, MOTOR HOME MANUAL
	092319-01-000	EA POCKET PAGE-3 RING BINDER, PLASTIC
	092319-02-000	EA POCKET PAGE, PLASTIC
	072852-01-000	EA DETECTOR-SMOKE, W/9 VOLT BATTERY (US)
	072852-02-000	EA DETECTOR-SMOKE, W/9 VOLT BATTERY (CANADIAN)
	094499-01-000	EA EXTINGUISHER-FIRE, DRY W/MOUNTING BRACKET - 10 BC (US)
	094499-02-000	EA EXTINGUISHER-FIRE, DRY W/MOUNTING BRACKET - 10 BC (CSA)
	094499-01-700	EA BRACKET-MOUNTING, W/PLASTIC STRAP - FIRE EXTINGUISHER
	094651-01-01A	EA HOLDER-RECESSED, FIRE EXTINGUISHER - PLASTIC - LIGHT OAK
	100793-01-01A	EA CLOCK-WALL, OVAL - 9.5" X 11.2"
	101333-01-000	EA BACKPLATE-CLOCK MOUNTING

DELUXE STEERING WHEEL

KEY	PART NUMBER	U/M DESCRIPTION
	080752-06-000	EA HUB-ADAPTER, STEERING WHEEL
	080752-08-000	EA SCREW-CUSTOM STEERING WHEEL
	080752-15-000	EA WHEEL-STEERING 3-SPOKE - WITH CENTER HORN BUTTON
	080752-17-000	EA WHEEL-STEERING 3-SPOKE - WITH 2 THUMB HORN BUTTONS

SQUEEGEE

KEY	PART NUMBER	U/M DESCRIPTION
	091952-02-000	EA CLIP-GRIPPER, 3/4"
	091955-02-000	EA SQUEEGEE-EXTENDED HANDLE
	091955-02-700	EA HEAD-SQUEEGEE, REPLACEMENT ONLY
	091955-02-701	EA HANDLE-SQUEEGEE
	093527-01-000	EA BRACKET-SQUEEGEE

**1991 WINNEBAGO
TABLE OF CONTENTS**

INTRODUCTION	A-01	A-02
ABBREVIATIONS		A-03
ALPHABETICAL INDEX	A-04	A-06
WCN36RQ	A-07	F-16
WFN36RA	F-17	K-22

1991 WCN36RQ INDEX

FLOOR PLAN	A-07	A-08
ACCESSORIES	A-09	A-18
BATH	A-19	A-22
BEDROOM	A-23	B-02
CHASSIS	B-03	B-14
C C & PAD	B-15	C-02
DINETTE	C-03	C-04
DRIVERS	C-05	C-12
ELECTRICAL	C-13	C-20
EXTERIOR BODY	C-21	D-04
GALLEY	D-05	D-12
HEATING & A/C	D-13	D-16
INTERIOR FINISH	D-17	D-20
LABELS	D-21	E-08
LP		E-07
LOUNGE	E-08	E-09
SEALANTS & FASTENERS	E-10	E-12
WATER & SEWAGE	E-13	E-16
WINDOW, VENT AND EXTERIOR DOOR	E-17	F-16

ACCESSORIES GROUP (CONTINUED)
CHROME ROOF AIR HORN

KEY	PART NUMBER	U/M DESCRIPTION
	077497-06-000	EA HORN KIT-AIR, CHROME, TWIN
	077497-01-700	EA SOLENOID-AIR TANK
	077497-01-701	EA SWITCH-COMPRESSOR
	077497-01-702	EA SWITCH, TOGGLE W/WIRE
	077497-01-703	EA TANK-AIR
	077497-01-704	EA COMPRESSOR W/SWITCH
	077497-01-705	EA REPAIR KIT F/HADLEY 120 COMP
	077497-01-706	EA VALVE & HEAD REPAIR F/COMP
	077497-01-707	EA BELT & SCREW COVER F/COMP
	077497-01-708	EA FILTER & MTG HDWE F/COMP
	077497-01-709	EA PLUNGER & SPRING F/SOLENOID
	077497-02-000	EA HOSE KIT-AUX AIR
	077497-03-000	EA PARTS KIT-HOSE, AUX AIR
	071390-04-000	FT TUBING-AIR BRAKE 1/4 OD BLK
	077497-05-000	EA COMPRESSOR/TANK/SOLENOID KIT
	081404-01-000	EA BRACKET-MOUNTING, COMPRESSOR
	083258-01-000	EA WIRE ASM-HP, HORN-FOG LMP
	083382-01-000	EA BRACKET-TANK, AIRHORN
	083854-02-000	EA CIRCUIT BREAKER-15 AMP
	087372-01-01A	EA SWITCH-SPST, ON-OFF
	087372-06-01A	EA SWITCH-BLANK
	077497-02-000	EA HOSE KIT-AUX AIR
	078239-01-000	EA PLATE-LABEL, HORN
	081407-01-000	EA PLATE-MOUNTING, AIR HORNS

STEP-DOUBLE ELECTRIC - KWIKEE

KEY	PART NUMBER	U/M DESCRIPTION
	084707-01-01A	EA STEP-DOUBLE, ELECTRIC - KWIKEE 3218
	084708-02-708	EA MOTOR REPLACEMENT KIT - KWIKEE 9570
	084707-01-700	EA CONTROL UNIT BLUE, KWIKEE 9310
	088746-01-702	EA GEAR-ALL MODELS, KWIKEE 9038
	088746-01-703	EA BRACKET, MOTOR BEARING, KWIKEE 7040
	081201-01-700	EA LINKAGE ASM - KWIKEE 8289
	084707-01-702	EA FRAME-DOUBLE STEP - KWIKEE 8285W
	088746-01-708	EA PIN-PAIR, KWIKEE 9018
	088746-01-705	EA LIGHT-UNDER STEP, KWIKEE 9004
	088746-01-706	EA SWITCH-KILL, KWIKEE 9016
	084707-01-701	EA SWITCH-DOOR JAMB, PLASTIC - KWIKEE - 9316
	084707-02-705	EA CONTROL UNIT, (ORANGE) - KWIKEE 9513
	088746-01-705	EA LIGHT-UNDER STEP, KWIKEE 9004
	088746-01-708	EA SWITCH-KILL, KWIKEE 9016
	084707-01-701	EA SWITCH-DOOR JAMB, PLASTIC - KWIKEE 9316
	084707-01-702	EA FRAME-DOUBLE STEP, KWIKEE 8285W
	084707-01-703	EA GEAR BOX ASM, FOR SINGLE & DOUBLE STEP - KWIKEE 5210
	084707-02-700	EA MOTOR REPLACEMENT KIT - MODELS 32 & 28 - KWIKEE 9520
	084707-02-701	EA LINKAGE ASM - MODEL 32 - KWIKEE 9523
	084707-02-702	EA GEAR KIT - KWIKEE 9525
	084707-02-703	EA PARTS KIT, (BEARINGS & PINS) - KWIKEE 9530
	084707-02-704	EA CONNECTOR KIT-MOTOR, KWIKEE 9537
	100312-01-000	EA SWITCH-DOOR JAMB, ELECTRIC ENTRY STEP
	075723-02-000	EA SPACER-SWITCH, WHOLE - 9" X 2" - METAL - OFF WHITE
		• THESE PARTS WERE USED FOR COACHES BUILT FROM 03-15-81 ON.

ACCESSORIES GROUP (CONTINUED)
5.0 KW ONAN GENERATOR EXPORT

KEY	PART NUMBER	U/M DESCRIPTION
	078854-05-000	EA PIPE-EXHAUST, ANGLED - W/FLANGE - EMERALD - ONAN# 154-2
	100875-04-000	EA GENERATOR-5KW, EMERALD, ONAN MHE/FN20237Q
	083151-01-000	EA MUFFLER-GENERATOR, ONAN - 1 8" OD
	083152-01-000	EA PIPE-EXHAUST, 1 3"OD X 33 3" TO BEND X 28 7" TO END
	083152-03-000	EA PIPE-EXHAUST, 1 3"OD X 4 8" TO BEND X 11 8" TO END
	083152-06-000	EA PIPE-EXHAUST, 1 3"OD X 4 8" TO BEND X 55 1" TO END
	007125-03-000	EA CLAMP-MUFFLER - 1 5" DIA
	007125-04-000	EA CLAMP-MUFFLER, 1.1" DIA
	073937-03-000	EA SWITCH-ROTARY SELECTOR - 3 DECK - A/C - TK20-090804-001
	073937-01-700	EA KNOB-ROTARY SWITCH, A/C SELECTOR - 145749
	007131-01-000	EA HANGER-TAILPIPE

GENERATOR-KOHLER, 4.5 KW

KEY	PART NUMBER	U/M DESCRIPTION
	007125-03-000	EA CLAMP-MUFFLER - 1 5" DIA
	007125-04-000	EA CLAMP-MUFFLER, 1.1" DIA
	083152-10-000	EA PIPE-EXHAUST, GENERATOR - 1.4" DIA X 7.9" X 22"
	083590-02-000	EA MUFFLER-GENERATOR
	083740-01-000	EA GENERATOR-KOHLER, 4500KW - 4 5CKM21
	073937-03-000	EA SWITCH-ROTARY SELECTOR, 3 DECK - A/C - CA20-USA892
	073937-01-700	EA KNOB-ROTARY SWITCH-A/C SELECTOR
	007125-03-000	EA CLAMP-MUFFLER - 1 5" DIA
	007131-01-000	EA HANGER-TAILPIPE
	024976-01-000	EA SWITCH-GENERATOR, W/O CIRCUIT BOARD
	081087-01-000	EA LIGHT ASM-INDICATOR
	087372-04-01A	EA SWITCH-MOMENTARY-OFF-MOMENTARY
	077353-09-000	EA SHROUD-INSTRUMENT PANEL CLUSTER, GENERATOR

GENERATOR-KOHLER, 7 KW

KEY	PART NUMBER	U/M DESCRIPTION
	007125-03-000	EA CLAMP-MUFFLER - 1 5" DIA
	007125-04-000	EA CLAMP-MUFFLER, 1.1" DIA
	083152-06-000	EA PIPE-EXHAUST, GENERATOR - ONAN - 1 3" OD X 4 8" X 55 1"
	083547-01-000	EA GENERATOR-KOHLER, 7KW - OCKM21
	083590-04-000	EA MUFFLER-GENERATOR, 7KW - KOHLER
	083152-05-000	EA PIPE-EXHAUST, GENERATOR
	073937-03-000	EA SWITCH-ROTARY SELECTOR, 3 DECK - A/C - CA20-USA892
	073937-01-700	EA KNOB-ROTARY SWITCH-A/C SELECTOR
	007131-01-000	EA HANGER-TAILPIPE
	024976-01-000	EA SWITCH-GENERATOR, W/O CIRCUIT BOARD
	088238-01-000	EA COVER-A/C SELECTOR SWITCH FOR FRONT OR REAR
	081087-01-000	EA LIGHT ASM-INDICATOR
	087372-04-01A	EA SWITCH-MOMENTARY-OFF-MOMENTARY
	077353-09-000	EA SHROUD-INSTRUMENT PANEL CLUSTER, GENERATOR

**1991 WINNEBAGO
TABLE OF CONTENTS**

INTRODUCTION	A-01 -	A-02
ABBREVIATIONS		A-03
ALPHABETICAL INDEX	A-04 -	A-08
WCN36RQ	A-07 -	F-16
WFN36RA	F-17 -	K-22

1991 WCN36RQ INDEX

FLOOR PLAN	A-07 -	A-08
ACCESSORIES	A-09 -	A-18
BATH	A-19 -	A-22
BEDROOM	A-23 -	B-02
CHASSIS	B-03 -	B-14
C C & PAD	B-15 -	C-02
DINETTE	C-03 -	C-04
DRIVERS	C-05 -	C-12
ELECTRICAL	C-13 -	C-20
EXTERIOR BODY	C-21 -	D-04
GALLEY	D-05 -	D-12
HEATING & A/C	D-13 -	D-16
INTERIOR FINISH	D-17 -	D-20
LABELS	D-21 -	E-08
LP		E-07
LOUNGE	E-08 -	E-09
SEALANTS & FASTENERS	E-10 -	E-12
WATER & SEWAGE	E-13 -	E-16
WINDOW, VENT AND EXTERIOR DOOR	E-17 -	F-18

ACCESSORIES GROUP (CONTINUED)

GENERATOR-ONAN, 3.5 KW - EXPORT

KEY	PART NUMBER	U/M	DESCRIPTION
	007125-03-000	EA	CLAMP-MUFFLER - 1.5" DIA
	007125-04-000	EA	CLAMP-MUFFLER, 1.1" DIA
	081834-02-000	EA	GENERATOR-3.5BGE 3500WATT, EMERALD 53CR/2923 FROM: 00-00-00 THRU: 03-11-90
	100974-05-000	EA	GENERATOR-4.0KW EMERALD PLUS, ONAN BGE-FV29237 FROM: 03-12-90 THRU: 99-99-99
	083152-04-000	EA	PIPE-EXHAUST, GENERATOR
	093590-02-000	EA	MUFFLER-GENERATOR
	073937-03-000	EA	SWITCH-ROTARY SELECTOR, 3 DECK - A/C - CA20-USA892
	073937-01-700	EA	KNOB-ROTARY SWITCH-AC SELECTOR
	007131-01-000	EA	HANGER-TAILPIPE
	024976-01-000	EA	SWITCH-GENERATOR, W/O CIRCUIT BOARD
	077353-09-000	EA	SHROUD-INSTRUMENT PANEL CLUSTER, GENERATOR
	081087-01-000	EA	LIGHT ASM-INDICATOR
	097372-04-01A	EA	SWITCH-MOMENTARY-OFF-MOMENTARY

GENERATOR-ONAN, 4 KW - CHEVY & FORD

KEY	PART NUMBER	U/M	DESCRIPTION
	007125-03-000	EA	CLAMP-MUFFLER - 1.5" DIA
	007125-04-000	EA	CLAMP-MUFFLER, 1.1" DIA
	077476-03-000	EA	PIPE-EXHAUST, GENERATOR - ONAN - 1.4" X 47.6"
	079854-05-000	EA	PIPE-EXHAUST, ANGLED - W/FLANGE - EMERALD - ONAN# 154-2539
	081364-03-000	EA	MUFFLER-GENERATOR, ONAN
	083151-01-000	EA	MUFFLER-GENERATOR, ONAN - 1.8" OD
	083152-01-000	EA	PIPE-EXHAUST, GENERATOR - ONAN - 1.3" OD X 33.3" X 27.7"
	083152-06-000	EA	PIPE-EXHAUST, GENERATOR - ONAN - 1.3" OD X 4.9" X 55.1"
	094059-01-000	EA	SPACER-GENERATOR, ONAN
	055278-01-001	FT	TUBING-STEEL, .75" X 1.5" X 288"
	094657-02-000	EA	TRAY-GENERATOR, 22.5" X 30.4" X 6.9" W/WELD NUTS
	094657-01-000	EA	TRAY-GENERATOR, 22.5" X 30.4" X 6.9" W/O WELD NUTS
	093545-01-000	EA	GENERATOR-4.0 KW, ONAN FROM: 00-00-00 THRU: 04-15-90
	100974-01-000	EA	GENERATOR-4.0KW EMERALD PLUS, ONAN BGE-FA/26100G FROM: 04-16-90 THRU: 99-99-99
	073937-03-000	EA	SWITCH-ROTARY SELECTOR, 3 DECK - A/C - CA20-USA892
	073937-01-700	EA	KNOB-ROTARY SWITCH-AC SELECTOR
	007131-01-000	EA	HANGER-TAILPIPE
	024976-01-000	EA	SWITCH-GENERATOR, W/O CIRCUIT BOARD
	081087-01-000	EA	LIGHT ASM-INDICATOR
	097372-04-01A	EA	SWITCH-MOMENTARY-OFF-MOMENTARY
	077353-09-000	EA	SHROUD-INSTRUMENT PANEL CLUSTER, GENERATOR

ACCESSORIES GROUP (CONTINUED)

GENERATOR-ONAN, 6.5 KW

KEY	PART NUMBER	U/M	DESCRIPTION
	007125-03-000	EA	CLAMP-MUFFLER - 1.5" DIA
	007125-04-000	EA	CLAMP-MUFFLER, 1.1" DIA
	077476-03-000	EA	PIPE-EXHAUST, GENERATOR - ONAN - 1.4" X 47.6"
	079854-05-000	EA	PIPE-EXHAUST, ANGLED - W/FLANGE - EMERALD - ONAN# 154-2539
	081364-03-000	EA	MUFFLER-GENERATOR, ONAN
	083151-01-000	EA	MUFFLER-GENERATOR, ONAN - 1.8" OD
	083152-01-000	EA	PIPE-EXHAUST, GENERATOR - ONAN - 1.3" OD X 33.3" X 27.7"
	083152-06-000	EA	PIPE-EXHAUST, GENERATOR - ONAN - 1.3" OD X 4.9" X 55.1"
	094059-01-000	EA	SPACER-GENERATOR, ONAN
	055278-01-001	FT	TUBING-STEEL, .75" X 1.5" X 288"
	094657-02-000	EA	TRAY-GENERATOR, 22.5" X 30.4" X 6.9" W/WELD NUTS
	094657-01-000	EA	TRAY-GENERATOR, 22.5" X 30.4" X 6.9" W/O WELD NUTS
	093546-01-000	EA	GENERATOR-6.5 KW, ONAN FROM: 00-00-00 THRU: 04-29-90
	100975-01-000	EA	GENERATOR-6.5KW EMERALD PLUS, ONAN NHE-FA/26100G FROM: 04-30-90 THRU: 99-99-99
	088238-01-000	EA	COVER-AC SELECTOR SWITCH FOR FRONT OR REAR
	073937-03-000	EA	SWITCH-ROTARY SELECTOR, 3 DECK - A/C - CA20-USA892
	073937-01-700	EA	KNOB-ROTARY SWITCH-ACSELECTOR
	007131-01-000	EA	HANGER-TAILPIPE
	024976-01-000	EA	SWITCH-GENERATOR, W/O CIRCUIT BOARD
	088238-01-000	EA	COVER-AC SELECTOR SWITCH FOR FRONT OR REAR
	031035-01-000	EA	GAUGE-HOURMETER
	081087-01-000	EA	LIGHT ASM-INDICATOR
	097372-04-01A	EA	SWITCH-MOMENTARY-OFF-MOMENTARY
	077353-09-000	EA	SHROUD-INSTRUMENT PANEL CLUSTER, GENERATOR

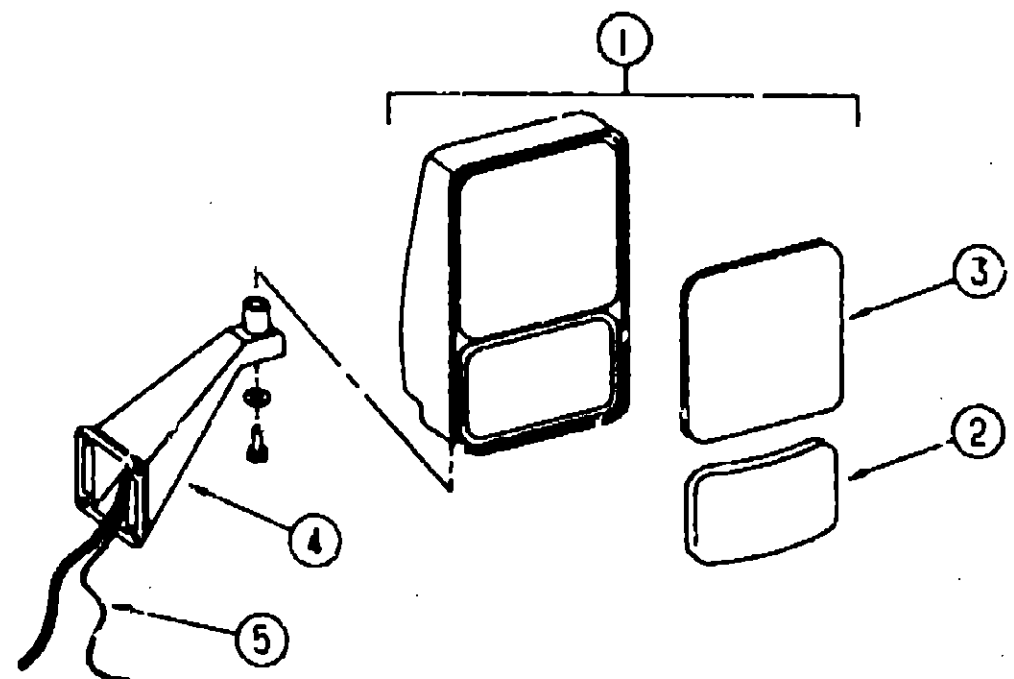
**1991 WINNEBAGO
TABLE OF CONTENTS**

INTRODUCTION	A-01	A-02
ABBREVIATIONS		A-03
ALPHABETICAL INDEX	A-04	A-08
WCN36RQ	A-07	F-18
WFN36RA	F-17	K-22

1991 WCN36RQ INDEX

FLOOR PLAN	A-07	A-08
ACCESSORIES	A-09	A-18
BATH	A-19	A-22
BEDROOM	A-23	B-02
CHASSIS	B-03	B-14
C C & PAD	B-15	C-02
DINETTE	C-03	C-04
DRIVERS	C-05	C-12
ELECTRICAL	C-13	C-20
EXTERIOR BODY	C-21	D-04
GALLEY	D-05	D-12
HEATING & AC	D-13	D-16
INTERIOR FINISH	D-17	D-20
LABELS	D-21	E-06
LP		E-07
LOUNGE	E-08	E-09
SEALANTS & FASTENERS	E-10	E-12
WATER & SEWAGE	E-13	E-16
WINDOW, VENT AND EXTERIOR DOOR	E-17	F-18

ACCESSORIES GROUP (CONTINUED)



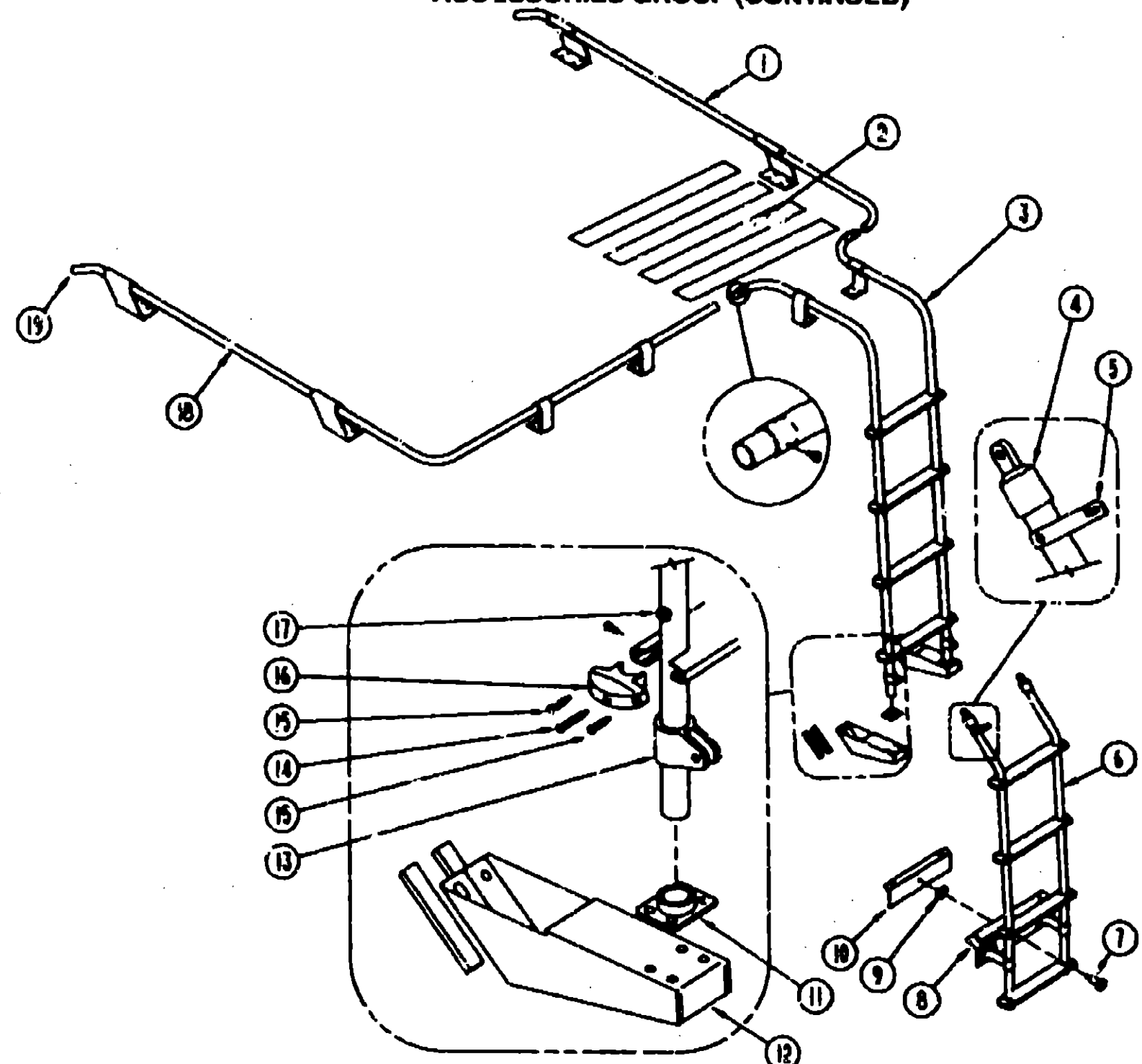
EXTERIOR MIRRORS

KEY	PART NUMBER	U/M DESCRIPTION
1	086280-01-000	EA MIRROR-W/CONVEX, PASSENGER
2	086280-01-700	EA GLASS-CONVEX-PASSENGER
3	086280-01-701	EA GLASS-FLAT-PASSENGER
1	086280-02-000	EA MIRROR-W/CONVEX, DRIVER
2	086280-02-700	EA GLASS-CONVEX-DRIVER
3	086280-02-701	EA GLASS-FLAT-DRIVER
4	086280-03-000	EA MIRROR MOUNTING ARM - EXTERIOR - DRIVER AND PASSENGER
	086280-03-700	EA BALL-CUP MOUNT (SET/2)
	086280-03-701	EA BRACKET-MOUNTING-BLACK

EXTERIOR MIRRORS WITH HEAT & REMOTE

KEY	PART NUMBER	U/M DESCRIPTION
1	086259-04-000	EA MIRROR-REMOTE HEAT, PRE-WIRED - PASSENGER
2	086259-04-700	EA GLASS-CONVEX-PASSENGER
3	086259-04-701	EA GLASS-FLAT-PASSENGER
1	086259-05-000	EA MIRROR-REMOTE HEAT, PRE-WIRED - DRIVER
2	086259-05-700	EA GLASS-CONVEX-DRIVER
3	086259-05-701	EA GLASS-FLAT-DRIVER
4	086280-03-000	EA MIRROR MOUNTING ARM - EXTERIOR - DRIVER AND PASSENGER
	086280-03-700	EA BALL-CUP MOUNT (SET/2)
	086280-03-701	EA BRACKET-MOUNTING-BLACK
5	082880-01-000	EA WIRE-IP, REMOTE MIRROR
	088246-01-000	EA SWITCH-REMOTE-EXTERIOR MIRROR-SQUARE PUSH
	087695-01-000	EA SWITCH-HEATER-EXTERIOR MIRROR

ACCESSORIES GROUP (CONTINUED)



LUGGAGE RACK & LADDER

KEY	PART NUMBER	U/M DESCRIPTION
1	081026-09-Y12	EA RACK-LUGGAGE, PASSENGER
2	038327-01-000	EA TAPE-ANTI SLIP, 2" X 60"
3	082984-01-Y12	EA LADDER-UPPER
4	081115-01-000	EA CAP-TOP, 1 INCH
5	080873-01-000	EA LATCH-LADDER, LOWER - GRAY
6	092983-01-Y12	EA LADDER-LOWER
7	081056-01-000	EA PIN-QUICK RELEASE, SINGLE ACTION - LADDER
8	081152-01-000	EA PLATE-BUMPER, LADDER - LOWER
9	081055-01-000	EA SPRING GRIP-INTERNAL TOOTH - LADDER
10	081107-01-000	EA BRACKET-BUMPER PIN
11	067165-01-000	EA MOUNTING BRACKET-LADDER, LOWER
12	082987-01-01A	EA FOOTING-LADDER, UPPER
	080870-01-000	EA SHIM-LADDER FOOTING, BRITE
13	081116-01-000	EA SLIDE-TOP, RACK & LADDER - 1"
14	000G6P-10-35T	EA SCREW-10-12 X 2.25 POH BLACK
15	000G39-08-10T	EA SCREW-SF/DR, 6-20 X 5/8 PPH - BLACK
16	078880-02-000	EA END CAP-STEP, BLACK
17	081113-01-000	EA BUSHING-FLANGE, PLASTIC - WHITE
18	081026-10-Y12	EA RACK-LUGGAGE, DRIVER
19	081114-01-000	EA PLUG-ROUND, RACK & LADDER ENDS - PLASTIC - 1" DIA.

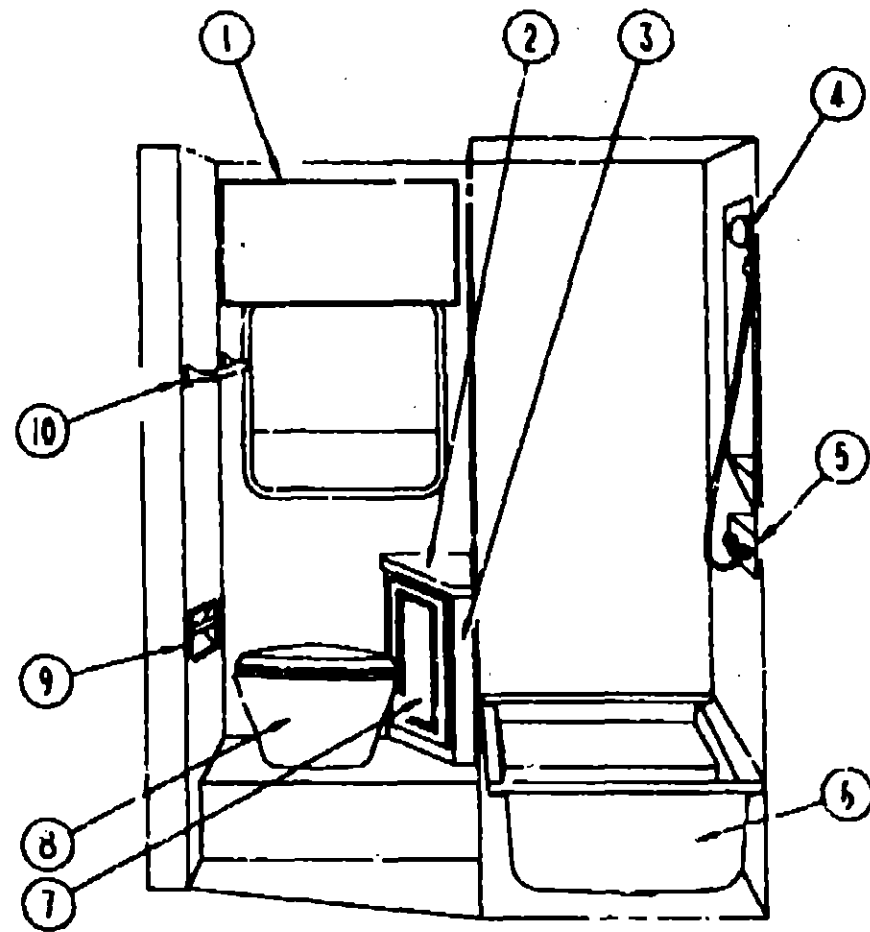
**1991 WINNEBAGO
TABLE OF CONTENTS**

INTRODUCTION	A-01 -	A-02
ABBREVIATIONS		A-03
ALPHABETICAL INDEX	A-04 -	A-08
WCN36RQ	A-07 -	F-16
WFN36RA	F-17 -	K-22

1991 WCN36RQ INDEX

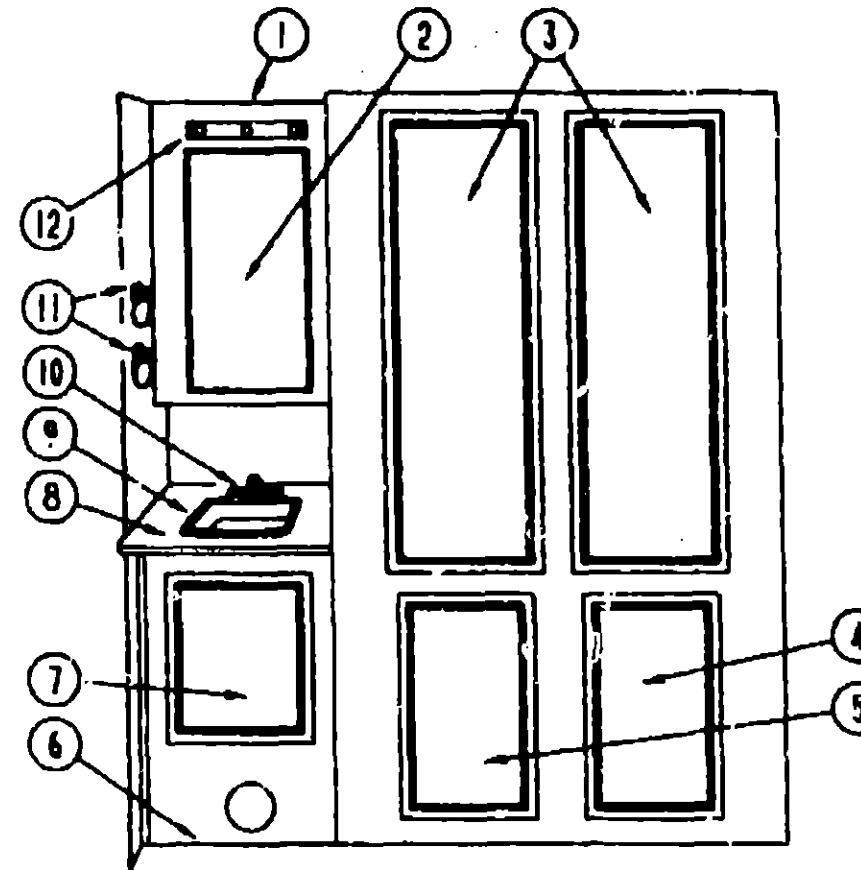
FLOOR PLAN	A-07 -	A-08
ACCESSORIES	A-09 -	A-18
BATH	A-19 -	A-22
BEDROOM	A-23 -	B-02
CHASSIS	B-03 -	B-14
C C & PAD	B-15 -	C-02
DINETTE	C-03 -	C-04
DRIVERS	C-05 -	C-12
ELECTICAL	C-13 -	C-20
EXTERIOR BODY	C-21 -	D-04
GALLEY	D-05 -	D-12
HEATING & AC	D-13 -	D-18
INTERIOR FINISH	D-17 -	D-20
LABELS	D-21 -	E-06
LP		E-07
LOUNGE	E-08 -	E-09
SEALANTS & FASTENERS	E-10 -	E-12
WATER & SEWAGE	E-13 -	E-16
WINDOW, VENT AND EXTERIOR DOOR	E-17 -	F-16

BATH GROUP



BATH CABINET

BATH GROUP (CONTINUED)



WARDROBE CABINET

**1991 WINNEBAGO
TABLE OF CONTENTS**

INTRODUCTION	A-01 -	A-02
ABBREVIATIONS		A-03
ALPHABETICAL INDEX	A-04 -	A-06
WCN36RQ	A-07 -	F-16
WFN36RA	F-17 -	K-22

1991 WCN36RQ INDEX

FLOOR PLAN	A-07 -	A-08
ACCESSORIES	A-09 -	A-18
BATH	A-19 -	A-22
BEDROOM	A-23 -	B-02
CHASSIS	B-03 -	B-14
C C & PAD	B-15 -	C-02
DINETTE	C-03 -	C-04
DRIVERS	C-05 -	C-12
ELECTRICAL	C-13 -	C-20
EXTERIOR BODY	C-21 -	D-04
GALLEY	D-05 -	D-12
HEATING & AC	D-13 -	D-16
INTERIOR FINISH	D-17 -	D-20
LABELS	D-21 -	E-06
LP		E-07
LOUNGE	E-08 -	E-09
SEALANTS & FASTENERS	E-10 -	E-12
WATER & SEWAGE	E-13 -	E-16
WINDOW, VENT AND EXTERIOR DOOR	E-17 -	F-16

KEY	PART NUMBER	U/M DESCRIPTION
1	06663-01-01A	EA CABINET-MEDICINE, JENSEN
	063513-03-000	EA BRACKET-MEDICINE CABINET, FRONT SIDE - BEIGE
	063513-04-000	EA BRACKET-MEDICINE CABINET, REAR SIDE - BEIGE
2	066990-12-B07	EA COUNTERTOP-LAVATORY
3	M94705-01-B07	EA CABINET-VANITY, W/O DOORS OR HARDWARE
4	011048-02-000	EA HEAD-SHOWER, W/80" HOSE
5	C75241-04-000	EA FAUCET-TUB/SHOWER, BRASS
	075606-01-000	EA PANEL-SHOWER FAUCET
	091255-01-000	FT SEAL-FOAM, 3.2MM X 4.8MM
6	M02630-18-907	EA PAN-SHOWER, W/STRAINER & TAILPIECE
	066729-01-000	EA STRAINER-TUB/SHOWER DRAIN
	069840-01-000	FT SEALER-RIBBON, 1/4" DIAMETER - INCREMENTS OF 20"
	069735-01-000	EA WASHER-STRAINER TO TAILPIECE PLASTIC, 1.5"
7	P00520-12-B07	EA DOOR-CABINET, W/O HARDWARE - 10" X 19"
8	064078-01-000	EA TOILET-THETFORD, MODEL 50 - 15.8" X 18.9" X 11.1" - IVORY
9	085278-01-000	EA HOLDER-PAPER, RECESSED - BRASS
10	075453-02-000	EA BAR-TOWEL, 18" BRASS
	077840-14-W24	EA MOLDING-CAP, WALL - WOOD - 1.4" X 80" L-SHAPED
	057371-01-000	EA COVER-SCREW, #8 - PLASTIC - OFF WHITE
	075680-02-000	EA ROD-CLOTHES, ADJUSTABLE 27-38
	022992-08-000	FT MOLDING-REVERSE COVE, T-SHAPED - VINYL - WHITE
	009767-12-000	FT MOLDING-SIDEWALL TO CEILING/CABINET - WELTING - OFF WHITE
	033580-01-000	EA RING-TOWEL-CHR W/PLAS RING
	085278-02-000	EA HOLDER-PAPER, RECESSED
	083027-01-000	EA DISH-SOAP, CHROME
	100987-01-02A	EA DOOR-SHOWER, SOLID W/80 DEGREE - 19.1" X 54" - COSTAL
	092574-01-700	EA KNOB-SAFETY LATCH
	092574-01-701	EA BRACKETS-TOWEL BAR, W/STUDS
	092574-01-703	EA PULL-DOOR, GOLD
	092574-01-705	EA MAGNETIC STRIP-56, 7/8"
	089318-01-702	EA BUSHING WARM

KEY	PART NUMBER	U/M DESCRIPTION
1	M94664-01-B07	EA CABINET ASM-MEDICINE
2	P00520-31-B10	EA DOOR-CABINET, W/O HARDWARE - 15.4" X 25.6"
	058331-30-000	EA MIRROR-GLASS, SAFETY - 11.9" X 22.1"
3	P00520-23-B07	EA DOOR ASM- W/O HARDWARE, 20.7" X 48.1"
	058331-22-000	EA MIRROR-GLASS SAFETY
4	P00520-28-B07	EA DOOR ASM- W/O HARDWARE, 14.4" X 26.8"
5	P00520-12-B07	EA DOOR ASM- W/O HARDWARE, 14.4" X 26.8"
6	M97354-01-B07	EA CABINET ASM-LAVATORY
7	P00520-34-B07	EA DOOR ASM- W/O HARDWARE 17.7" X 22"
8	097354-11-B07	EA COUNTERTOP ASM
9	096927-01-01A	EA SINK-LAVATORY, RECTANGULAR - PLASTIC - BONE
	096927-01-700	EA SINK-STOPPER
	096927-01-701	EA TAILPIECE-SINK
10	075240-05-000	EA FAUCET-LAVATORY, BRASS
	091253-01-000	EA GASKET-FAUCET, LAVATORY
	091255-02-000	FT SEAL-ADHESIVE BACKED FOAM, 1.5" X .18"
11	075454-02-000	EA RING-TOWEL, W/MOUNTING HARDWARE - BRASS
	041953-03-000	FT CONDUIT-CONVULATED SLIT, 1" ID (CLOTHES ROD COVER)
	009112-01-000	EA FLANGE-1" ROD, CLOTHES - PLASTIC - OFF WHITE
	042438-01-000	EA DOWEL-WOOD, CLOTHES ROD - 1" DIAMETER X 4"
12	082169-01-000	EA LIGHT-MAKE-UP, 3 BULB - JENSEN X148-168R - BULB #061633-01-700

CANADIAN OPTION

KEY	PART NUMBER	U/M DESCRIPTION
	011048-05-000	EA SHOWER HEAD-W/80" HOSE, W/O VACUUM BREAKER - CANADIAN
	075240-06-000	EA FAUCET-LAVATORY US/CSA
	075241-05-000	EA FAUCET-TUB/SHOWER, USA/CSA
	081211-02-000	EA PLUG-PLASTIC, .36" - BLACK
	009133-01-000	EA BAR-TOWEL-RACK 12IN PLASTIC
	023449-01-000	EA SUPPORT-TOWEL-RACK

BATH GROUP (CONTINUED)
PORCELAIN MARINE TOILET

KEY	PART NUMBER	U/M DESCRIPTION
	085330-04-000	EA TOILET-CHINA, SHORTY V/S PRAY
	083841-01-000	EA FLANGE-CLOSET, 4" X 3"
	085330-01-700	EA RING & COVER SEAT, SEALAND# 380340217
	085330-01-702	EA TUBE-FLUSH, SEALAND# 385315902
	085330-01-703	EA RING & HALF CLAMPS ASM-BONE, SEALAND# 385310048
	085330-01-704	EA TEFLON & RUBBER SEALS-SEALAND# 385318140
	085330-01-705	EA SUPPORT-SEAL, PLASTIC - SEALAND# 380346405
	085330-01-706	EA BALL, SHAFT, & CARTRIDGE, SEALAND# 385318162
	085330-01-707	EA CARTRIDGE-SPRING, SEALAND# 381238098
	085330-01-709	EA VALVE-WATER, SEALAND# 385314349
	085330-01-710	EA PLUG-DRAIN, & CAP - W/SEAL - SEALAND# 385318142
	085330-01-714	EA SEAL-FLANGE, FLOOR - SEALAND# 380343892
	000H14-08-14R	EA RIVET-MANDREL BLIND, 3/16"
	085330-01-716	EA FLANGE-FLOOR, 3" MPT - SEALAND# 380346008
	085330-01-717	EA BOLT MOUNTING PACKAGE-SEALAND# 385310064
	085330-01-718	EA SEAL-BASE & MOUNTING HARDWARE, SEALAND# 385310063
	085330-04-700	EA BREAKER-VACUUM, FOR HANDSPRAY - SEALAND# 230325
	085330-04-701	EA HAND SPRAY W/HOSE
	085330-04-702	EA LEVER-FLUSH, SEALAND# 340825
	085330-04-703	EA COVER ASM-PEDAL, SEALAND# 310118
	085330-04-704	EA BASE ASM-BONE, SEALAND# 310124
	085330-04-705	EA COVER ASM-PEDESTAL, SEALAND# 310109
	085330-04-706	EA BREAKER-VACUUM, W/HAND SPRAY
	085330-04-707	EA SEAT ASM (BONE)

TOILET & COMPONENTS

KEY	PART NUMBER	U/M DESCRIPTION
	083841-01-000	EA FLANGE-CLOSET, 4" X 3"
	084076-01-000	EA TOILET-THETFORD, MODEL 50 - 15 6" X 18 9" X 11 1" - IVORY
	039341-02-704	EA SEAT & COVER SET-NEWSTYLE, THETFORD 09855
	700011-14-003	EA BREAKER-VACUUM, WHITE - THETFORD 08200
	039341-02-703	EA PLUG-HOLE, IVORY - THETFORD 03895-10
	039341-01-700	EA MECH-ASM-SH SL & SH GL & GH, THETFORD 15283
	039341-02-705	EA MOUNTING PACKAGE-THETFORD 08975
	084076-01-701	EA MECHANISM STARLIGHT IVORY, THETFORD 14622
	067487-01-701	EA WATER SAVER PACKAGE-THETFORD 08993
	067487-01-702	EA CLAMP-THETFORD 03752

BATH GROUP (CONTINUED)
PRIVACY DOOR - FRONT

KEY	PART NUMBER	U/M DESCRIPTION
	094763-02-B07	EA HEADER-DOOR, BATH - 2.5" X 29 5" - WOOD FROM: 00-00-00 THRU. 09-23-90
	094763-03-B07	EA HEADER-DOOR, BATH - 2.5" X 31" - WOOD FROM: 09-24-90 THRU. 99-99-99
	075625-01-01A	EA TRIM-HEADER, U CHANNEL W/LIP 1 3" X 29 5" - METAL - TAN FROM: 00-00-00 THRU. 09-23-90
	095625-02-01A	EA TRIM-HEADER, U CHANNEL W/LIP - 1 3" X 30 8" - METAL - TAN FROM: 09-24-90 THRU 99-99-99
	M94689-01-B07	EA DOOR-BATH, FRONT - W/METAL TRIM & HINGES FROM 00-00-00 THRU 09-23-90
	P02749-01-B07	EA DOOR-BATH, FRONT - W/METAL TRIM & HINGES FROM 09-24-90 THRU 99-99-99
	074497-10-000	SF PANELING-WOODGRAIN, 4' X 8' - INCREMENTS OF 32 SF
	095475-01-01A	EA TRIM-DOOR, BATH - 74 9" - METAL - TAN
	009059-02-000	EA HINGE-2 INCH, BRASS
	061604-01-000	EA SLIDE BOLT, ANTIQUE BRASS
	093213-01-000	EA CATCH ROLLER, NYLON PLASTIC - W/SPRING - WHITE MOUNTED TO WALL TO CATCH METAL LIP OF BATH DOOR

PRIVACY DOOR - REAR

KEY	PART NUMBER	U/M DESCRIPTION
	M94689-01-B07	EA DOOR-BATH, REAR - W/METAL TRIM & HINGES FROM: 00-00-00 THRU 09-23-90
	P02751-01-B07	EA DOOR-BATH, REAR - W/METAL TRIM & HINGES FROM 09-24-90 THRU 99-99-99
	009059-02-000	EA HINGE - DOOR - 2" X 2.7" - BRASS FROM 00-00-00 THRU. 09-23-90
	102920-01-01A	EA HINGE - DOOR - SPRING LOADED - BRASS FROM: 09-24-90 THRU 99-99-99
	101430-01-01A	EA HINGE - DOOR - 2" - BRASS FROM 09-24-90 THRU. 99-99-99
	093168-01-01A	EA TRIM-DOOR, BATH - 75 4" - HINGE SIDE - METAL - TAN FROM 00-00-00 THRU 09-23-90
	093168-03-01A	EA TRIM-DOOR, BATH - 75 4" - HINGE SIDE - METAL - TAN FROM 09-24-90 THRU 99-99-99
	074045-01-000	EA PLUG-OAK, 1/2" DIAMETER
	094485-01-01A	EA KNOB-DOOR, POLISHED BRASS FROM 00-00-00 THRU. 09-23-90
	102755-01-01A	EA KNOB-DOOR FROM 09-24-90 THRU 99-99-99
	074045-01-000	EA PLUG-OAK, 1/2" DIAMETER
	093586-04-000	EA STRIKE-SPRING STEEL
	093586-01-000	EA CATCH-SPRING, ROLLER
	078026-38-Y12	EA TRIM - WOOD - 2.5" X 78 8" - OAK

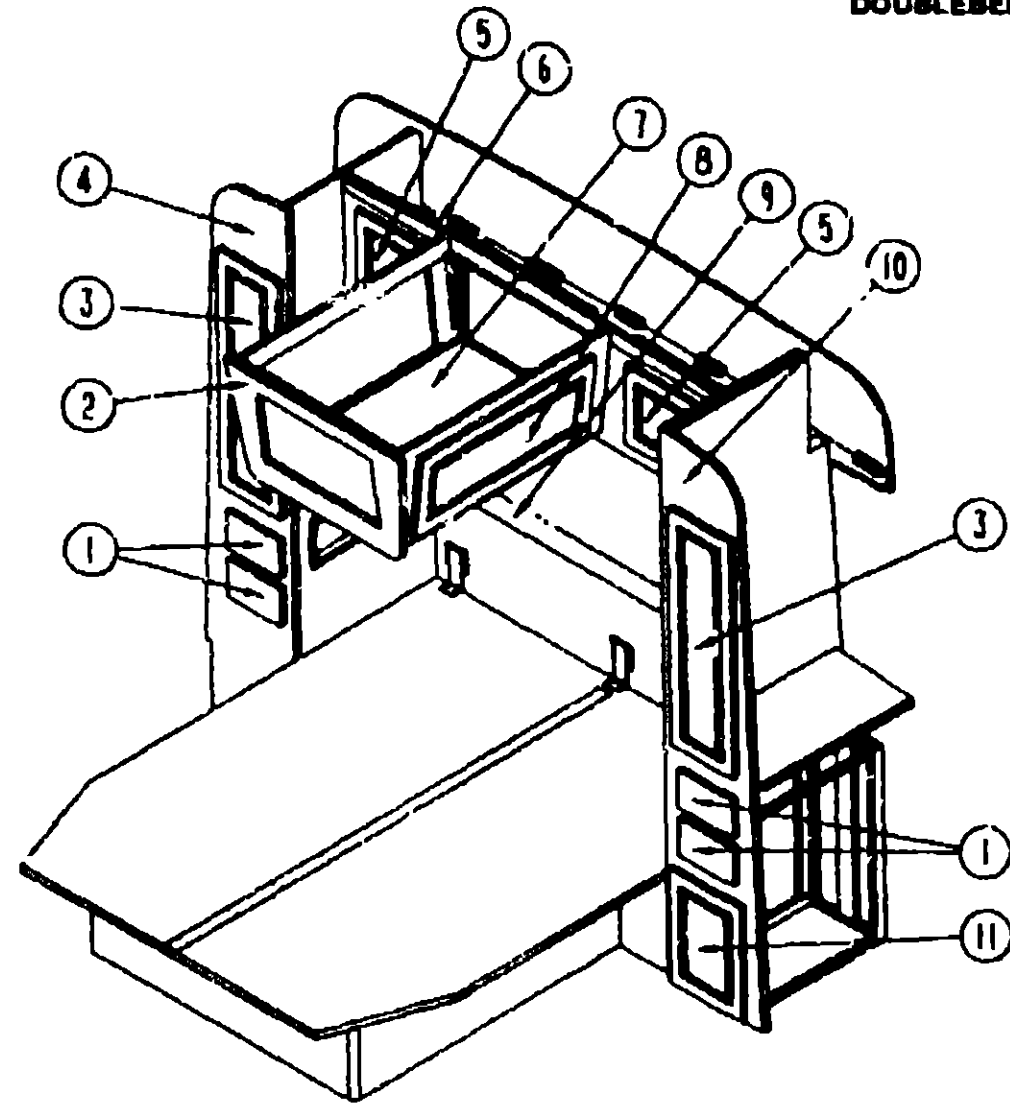
1991 WINNEBAGO
TABLE OF CONTENTS

INTRODUCTION	A-01	A-02
ABBREVIATIONS		A-03
ALPHABETICAL INDEX	A-04	A-08
WCN36RQ	A-07	F-18
WFN38RA	F-17	K-22

1991 WCN36RQ INDEX

FLOOR PLAN	A-07	A-08
ACCESSORIES	A-09	A-18
BATH	A-19	A-22
BEDROOM	A-23	B-02
CHASSIS	B-03	B-14
C C & PAD	B-15	C-02
DINETTE	C-03	C-04
DRIVERS	C-05	C-12
ELECTRICAL	C-13	C-20
EXTERIOR BODY	C-21	D-04
GALLEY	D-05	D-12
HEATING & AC	D-13	D-16
INTERIOR FINISH	D-17	D-20
LABELS	D-21	E-08
LP		E-07
LOUNGE	E-08	E-09
SEALANTS & FASTENERS	E-10	E-12
WATER & SEWAGE	E-13	E-16
WINDOW VENT AND		
EXTERIOR DOOR	E-17	F-13

**BEDROOM GROUP
DOUBLEBED CABINERY AND COMPONENTS**



KEY	PART NUMBER	U/M DESCRIPTION
1	P00521-15-B07	EA DRAWER-CABINET, W/O HARDWARE - 8 5" X 19 5"
2	089599-01-B07	EA END CAP-CABINET, OVERHEAD - CENTER ISLAND
3	P00520-14-B07	EA DOOR-CABINET, W/O HARDWARE - 9 8" X 33 5"
4	M04163-03-B07	EA CABINET-SHIRT CLOSET, PASSENGER SIDE - W/O DOORS OR HARDWARE
4	M04163-04-B07	EA CABINET-SHIRT CLOSET, PASSENGER SIDE - W/O DOORS OR HARDWARE (CAS)
	041953-03-000	FT CONDUIT-CONVULUTED SLIT, 1" ID (CLOTHES ROD COVER)
	009112-01-000	EA FLANGE-1" ROD, CLOTHES - PLASTIC - OFF-WHITE
	042433-01-000	EA DOWEL-WOOD, CLOTHES ROD - 1" DIAMETER X 4'
5	P00520-07-B07	EA DOOR-CABINET, BACKWALL - W/O HARDWARE - 11" X 11"
6	M04156-01-B07	EA CABINET-OVERHEAD, BACKWALL - W/O DOORS OR HARDWARE
	092082-02-01A	EA SHELF-CABINET, BACKWALL OVERHEAD
7	M04157-01-B07	EA CABINET-OVERHEAD, BED ISLAND - W/O DOORS OR HARDWARE
	P00520-04-B07	EA DOOR ASM - W/O HARDWARE (USED WHEN ISLAND OVERHEAD IS NOT USED)
9	P00520-06-B07	EA DOOR-CABINET, W/O HARDWARE - 12" X 29 1"
9	092525-01-B07	EA COUNTERTOP BACKWALL
	094791-01-Y12	EA TRIM-CABINET TO BACKWALL COUNTERTOP - 1 5" X 4 25" - WOOD
10	092865-01-B07	EA CABINET-SHIRT CLOSET, DRIVER SIDE - W/O DOORS OR HARDWARE
	M92734-01-B07	EA CABINET ASM - QUEEN BED
11	P00520-16-B07	EA DOOR-CABINET, W/O HARDWARE

TV STAND

KEY	PART NUMBER	U/M DESCRIPTION
	084357-02-B07	EA STAND-TV, W/MIRROR
	084358-04-000	EA INSERT-TV STAND TAN
	023320-01-000	EA PAD-FELT, 3/8" DIAMETER - BRN. WN
	084412-01-000	EA SUPPORT-HINGED
	084451-01-000	EA CATCH-TV SHELF, BRASS
	084625-02-000	EA HINGE-ALUMINUM, WHOLES - 17 2" - TAN
	084413-01-000	EA HINGE-CONTINUOUS, ALUMINUM - 1" X 72" - WHOLES
	058331-14-000	EA MIRROR - GLASS - 14" X 12 7"

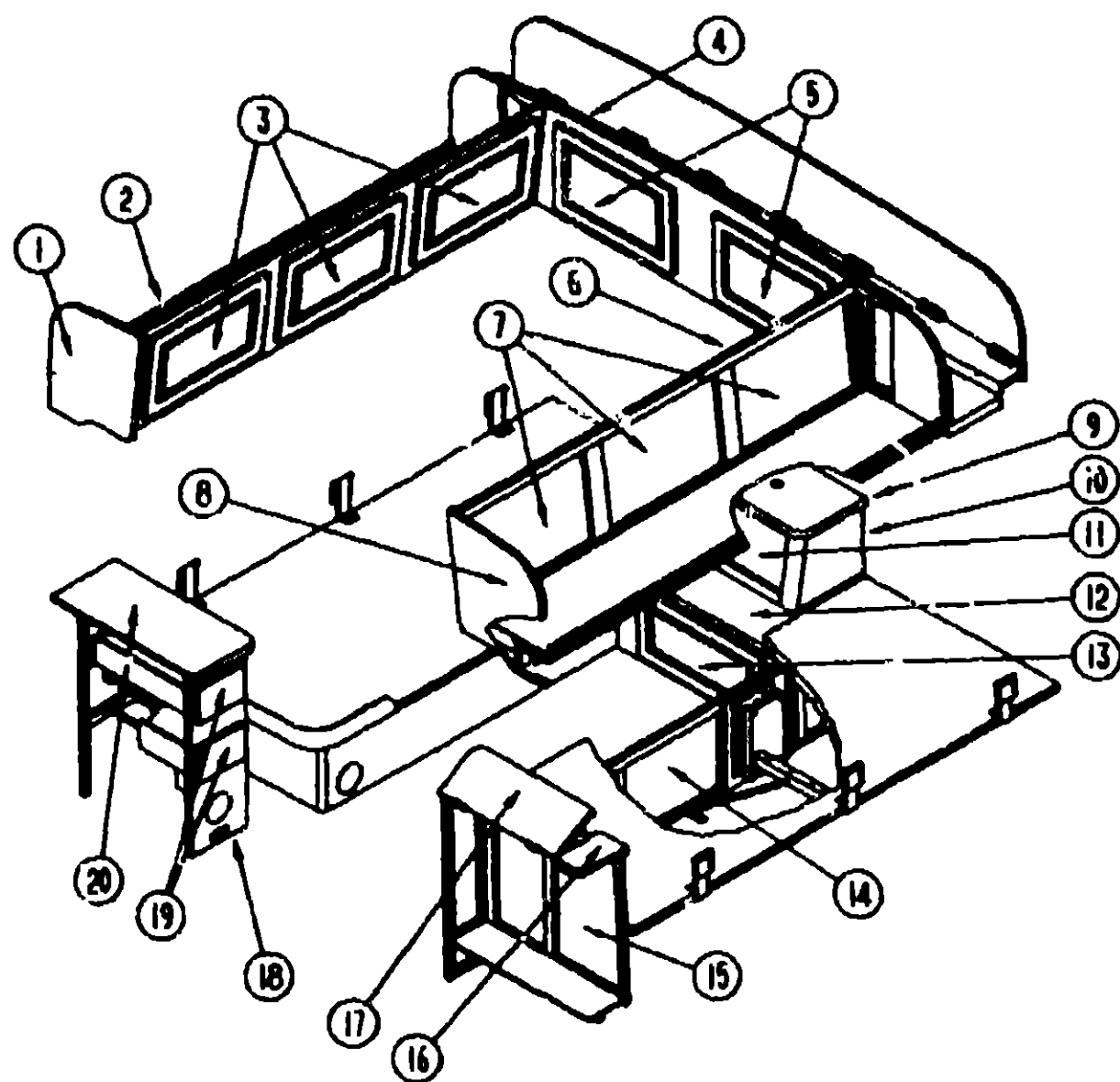
**1991 WINNEBAGO
TABLE OF CONTENTS**

INTRODUCTION	A-01	A-02
ABBREVIATIONS		A-03
ALPHABETICAL INDEX	A-04 -	A-08
WCN36RQ	A-17 -	F-16
WFN36RA	F-17 -	K-22

1991 WCN36RQ INDEX

FLOOR PLAN	A-07 -	A-08
ACCESSORIES	A-09 -	A-10
BATH	A-19 -	A-22
BEDROOM	A-23 -	B-02
CHASSIS	B-03 -	B-14
C/C & PAD	B-15 -	C-02
DINETTE	C-03 -	C-04
DRIVERS	C-05 -	C-12
ELECTRICAL	C-13 -	C-20
EXTERIOR BODY	C-21 -	D-04
GALLEY	D-05 -	D-12
HEATING & AC	D-13 -	D-16
INTERIOR FINISH	D-17 -	D-20
LABELS	D-21 -	E-06
LP		E-07
LOUNGE	E-08 -	E-09
SEALANTS & FASTENERS	E-10 -	E-12
WATER & SEWAGE	E-13 -	E-16
WINDOW, VENT AND EXTERIOR DOOR	E-17 -	F-16

BEDROOM GROUP (CONTINUED)
TWIN BEDS CABINETS AND COMPONENTS



KEY	PART NUMBER	U/M	DESCRIPTION
1	092747-01-B07	EA	END CAP-CABINET, OVERHEAD - FRONT
2	M04154-04-B07	EA	CABINET-OVERHEAD, PASSENGER SIDE - W/O DOORS OR HARDWARE
3	P00520-01-B07	EA	DOOR-CABINET, W/O HARDWARE - 14.4" X 21.9"
4	M04155-02-B07	EA	CABINET-OVERHEAD, BACKWALL - W/O DOORS OR HARDWARE
5	P00520-04-B07	EA	DOOR-CABINET, W/O HARDWARE - 13.4" X 21.9"
6	M04154-05-B07	EA	CABINET-OVERHEAD, DRIVER SIDE - W/O DOORS OR HARDWARE
7	P00520-01-B07	EA	DOOR-CABINET, W/O HARDWARE - 14.4" X 21.9"
8	092747-01-B07	EA	END CAP-CABINET, OVERHEAD - FRONT
9	096869-12-B07	EA	COUNTERTOP-NIGHTSTAND, UPPER
10	096869-01-B07	EA	CABINET-NIGHTSTAND, W/O DOORS OR HARDWARE
11	096869-14-AB8	EA	DOOR-TAMBOUR, W/O HARDWARE - 11.8" X 15"
12	096869-11-B07	EA	COUNTERTOP-NIGHTSTAND, LOWER
13	M92184-29-B07	EA	DRAWER ASM - 11" X 21.9"
14	P00520-18-B07	EA	DOOR-CABINET, W/O HARDWARE - 12.8" X 17.7"
15	M92861-01-B07	EA	CABINET-CLOTHES HAMPER, W/O HARDWARE OR FLIP-UP TOP
16	092861-11-B07	EA	COUNTERTOP-HAMPER, STATIONARY
17	092861-12-B07	EA	TOP-HAMPER, FLIP-UP - W/HINGE
18	M92858-01-B07	EA	CABINET-NIGHTSTAND, W/O DOORS, HARDWARE
19	P00521-04-B07	EA	DRAWER-CABINET, W/O HARDWARE - 7.9" X 16.9"
19	P03397-30-B07	EA	DRAWER-CABINET, W/O HARDWARE - 7.7" X 16.3"
			FROM 00-00-00 THRU 01-08-91
20	092858-11-B07	EA	COUNTERTOP-NIGHTSTAND
	092525-02-B07	EA	COUNTERTOP-BACKWALL
	094791-01-Y12	EA	TRIM-CABINET TO BACKWALL COUNTERTOP - 1.5" X 4.25" - WOOD
			PASSENGER SIDE
	094791-02-Y12	EA	TRIM-CABINET TO BACKWALL COUNTERTOP - 1.5" X 4.25" - WOOD
	M92863-01-B07	EA	CABINET - TWIN BED, PASSENGER SIDE - W/O DOORS OR HARDWARE
	M92231-01-B07	EA	CABINET - TWIN BED, DRIVERS SIDE - W/O DOORS OR HARDWARE

1991 WINNEBAGO
TABLE OF CONTENTS

INTRODUCTION	A-01	A-02
ABBREVIATIONS		A-03
ALPHABETICAL INDEX	A-04	A-08
WCN36RQ	A-07	F-16
WFN36RA	F-17	K-22

1991 WCN36RQ INDEX

FLOOR PLAN	A-07	A-08
ACCESSORIES	A-09	A-18
BATH	A-19	A-22
BEDROOM	A-23	B-02
CHASSIS	B-03	B-14
C C & PAD	B-15	C-02
DINETTE	C-03	C-04
DRIVERS	C-05	C-12
ELECTRICAL	C-13	C-20
EXTERIOR BODY	C-21	D-04
GALLEY	D-05	D-12
HEATING & A/C	D-13	D-16
INTERIOR FINISH	D-17	D-20
LABELS	D-21	E-06
LP		E-07
LOUNGE	E-08	E-09
SEALANTS & FASTENERS	E-10	E-12
WATER & SEWAGE	E-13	E-16
WINDOW, VENT AND EXTERIOR DOOR	E-17	F-16

CHASSIS GROUP
FORD CHASSIS COMPONENTS & FORD TIRE & WHEEL

CHASSIS GROUP (CONTINUED)
FORD TAG AXLE

**1991 WINNEBAGO
TABLE OF CONTENTS**

INTRODUCTION	A-01 -	A-02
ABBREVIATIONS		A-03
ALPHABETICAL INDEX	A-04 -	A-08
WCN3BRQ	A-07 -	F-16
WFN36RA	F-17 -	K-22

KEY	PART NUMBER	U/M	DESCRIPTION
	007125-07-000	EA	CLAMP-MUFFLER, 2 50" DIAMETER
	007125-11-000	EA	CLAMP-MUFFLER, 2 75"
	063322-12-000	EA	SHIELD-HEAT, EXHAUST - 32" X 8"
	080081-01-000	EA	STRAP-MOUNTING, FUEL LINE - 2" X 32"
	087475-02-000	EA	BRACKET-TIE DOWN, BATTERY - 13 5" X 1 3"
	080804-04-000	EA	TRAY ASM-BATTERY
	007125-05-000	EA	CLAMP-ASM-MUFFLER 2 00 DIA
	083393-02-000	EA	PANEL-COWL, PASSENGER
	084918-03-000	EA	CLAMP-EXHAUST, 2.5"
	051377-01-000	EA	STEM-VALVE
	083425-02-000	EA	TIRE-MICHELIN, LT235 / 85R16 LRE
	085853-01-000	EA	WHEEL-STEEL, 16"X 6K - EBTZ - 1015 - A - ACCURIDE 28375-12

FUEL NECK & HOSE

KEY	PART NUMBER	U/M	DESCRIPTION
	085604-01-000	EA	HOSE-FUEL FILL, FORMED 2" ID
	044317-01-000	FT	HOSE-FUEL, 3/8 ID
	095806-01-000	EA	NECK-FUEL FILL, W/CHECK VALVE - L-SHAPED - 18 2" LONG
	088753-01-000	FT	TUBE-ALUMINIZED STEEL, 5/8" - 18 GAUGE
	088055-02-000	EA	SUPPORT-EXHAUST PIPE, CENT
	088087-02-000	EA	BRACKET-STRAP, EXHAUST PIPE - W/CENTER BENT UP - 13" X 5
	024138-01-000	EA	HOSE-FUEL-5/16 ID

KEY	PART NUMBER	U/M	DESCRIPTION
	085781-02-000	EA	COMPRESSOR-AIR, 12 VOLT 1/8HP - GAST 1HAB-74-M114
	085783-01-000	EA	TEE-2 FEMALE & 1 MALE ENDS, 3/8 X 1/4 - WEATHERHEAD
	085788-01-000	EA	COUPLING-BRASS 1/4 FNPT
	085787-01-000	EA	TEE-ADAPTER 3/8 BRK TX 1/4 FNPT 1482X8X4 W/HEAD
	085788-01-000	EA	VALVE-RELIEF, 1/4 MPT - 115 LB
	085758-01-000	EA	VALVE-CHECK, 1/4 NPT-MALE - HENSCHEN 801232
	085757-01-000	EA	SWITCH-PRESSURE CONTROL, HENSCHEN 510259
	085786-01-000	EA	TEE-2 F & 1 MALE ENDS, 1/4 MPT X 1/4 - BRASS - WEATHERH
	071387-04-000	EA	ELBOW-MALE, 3/8" X 1/4"
	071387-06-000	EA	ELBOW-MALE, 1/4" X 1/4"
	071390-03-000	FT	TUBING-AIR BRAKE, 3/8" OD - RED
	071390-04-000	FT	TUBING-AIR BRAKE, 1/4" OD - BLACK
	071391-02-000	EA	NIPPLE-HEX, 25 PIPE
	071392-03-000	EA	PLUG-HEX HEAD, 1/4 NPT BRASS
	085755-01-000	EA	SOLENOID-AIR VALVE, 1/4 NPT-F - HENSCHEN 500941
	085758-01-000	EA	LIGHT-WARNING, "LOW AIR", HENSCHEN 510633
	071375-02-000	EA	TANK-AIR
	071375-03-000	EA	ISOLATOR-AIR TANK MOUNT
	085758-02-000	EA	SWITCH-"LOW AIR", NASON SP-17B-20F
	085773-01-000	EA	VALVE-DRAIN, AIR TANK - 1/4 MPT - WEATHERHEAD
	085788-01-000	EA	ADAPTER-1/4 FPT X 1/4 MPT, BRASS - WEATHERHEAD
	071374-03-000	EA	FITTING-BULKHEAD, 1/4" X 1/4" MNPT
	085756-01-000	EA	SOLENOID-AIR VALVE, 1/4 NPT-F - HENSCHEN 500941
	088241-01-000	EA	VALVE-AIR, 1/4 MPT - TIRE STEM - SCHRADER 1498E-8
	084658-08-000	EA	VALVE-HEIGHT CONTROL, PASSENGER SIDE - HENSCHEN 3820031
	085754-01-000	EA	VALVE-HEIGHT CONTROL, PASSENGER SIDE - HENSCHEN 0820046
	094558-07-000	EA	VALVE-HEIGHT CONTROL, DRIVER SIDE - HENSCHEN 3820032
	085754-02-000	EA	VALVE-HEIGHT CONTROL, DRIVER SIDE - HENSCHEN 0820047
	085754-04-000	EA	PIVOT-LINK MTG, FORD/OSH KOSH - HENSCHEN 5820084
	085754-05-000	EA	LINK-VALVE CONTROL, 7" W/BOLT - HENSCHEN 0820021-7
	088439-04-000	EA	SUSPENSION-TAG, FORD - HENSCHEN 5820084
	088439-04-700	EA	BELLOWS-AIR SPRING, TAG SUSPENSION - HENSCHEN 082006
	085750-01-712	EA	SPRING BUSHING
	085750-01-714	EA	TRANSVERSE ROD
	085750-01-715	EA	TRANSVERSE ROD BUSHING
	085750-01-716	EA	STRADDLE PIN
	085750-01-720	EA	STIRRUP-SPRING, HENSCHEN 8000-079
	085750-01-718	EA	BOLT-SPRING STIRRUP, HENSCHEN 9110-150
	085750-01-719	EA	NUT-SPRING STIRRUP, HENSCHEN 92110-130
	088439-02-000	EA	AXLE-TAG, FORD - HENSCHEN 5820086
	088439-02-700	EA	HUB & DRUM W/CUPS-DRIVER OR PASSENGER SIDE, FORD
	094558-02-700	EA	WHEEL BRG-INNER JD & FORD TAG
	094558-02-701	EA	WHEEL BRG-OUTER JD & FORDTAG
	085750-01-705	EA	GREASE SEAL
	094558-02-704	EA	DUST COVER W/ZERK JD&FORDTAG
	085750-01-708	EA	BRAKE R.H 12X2
	085750-01-709	EA	BRAKE L.H 12X2
	085750-01-700	EA	MAGNET KIT (OVAL)
	085750-01-701	EA	SHOE & LININGS(F/I BRAKE)
	085750-01-723	EA	MAGNET KIT, ROUND - HENSCHEN M-115
	085750-01-724	EA	ARM-LEVELOR, MAGNETIC - RIGHT RND - HENSCHEN 0558
	085750-01-725	EA	ARM-LEVELOR, MAGNETIC - LEFT RND - HENSCHEN 05583
	085753-01-000	EA	CONTROLLER-BRAKE, WEATHERTRON

1991 WCN36RQ INDEX

FLOOR PLAN	A-07 -	A-08
ACCESSORIES	A-09 -	A-18
BATH	A-19 -	A-22
BEDROOM	A-23 -	B-02
CHASSIS	B-03 -	B-14
C C & PAD	B-15 -	C-02
DINETTE	C-03 -	C-04
DRIVERS	C-05 -	C-12
ELECTRICAL	C-13 -	C-20
EXTERIOR BODY	C-21 -	D-04
GALLEY	D-05 -	D-12
HEATING & A/C	D-13 -	D-16
INTERIOR FINISH	D-17 -	D-20
LABELS	D-21 -	E-08
LP		E-07
LOUNGE	E-08 -	E-09
SEALANTS & FASTENERS	E-10 -	E-12
WATER & SEWAGE	E-13 -	E-16
WINDOW, VENT AND EXTERIOR DOOR	E-17 -	F-16

CHASSIS GROUP (CONTINUED)
HYDRAULIC LEVELING JACKS

KEY	PART NUMBER	U/M DESCRIPTION
	100532-01-000	EA LEVELING SYSTEM-HYDRAULIC
	100533-04-000	EA BRACKETS-FRONT LEVELING JACK (CHEVY)
	100534-05-000	EA BRACKETS-REAR LEVELING JACK (CHEVY)
	100533-02-000	EA BRACKETS-FRONT LEVELING JACK (FORD)
		FROM 00-00-00 THRU 10-05-90
	100533-03-000	EA BRACKETS-FRONT LEVELING JACK (FORD)
		FROM 10-06-90 THRU 99-99-99
	100534-08-000	EA BRACKETS-REAR LEVELING JACK (FORD)
	100535-02-000	EA BRACKET-PUMP, LEVELING JACK
	100536-02-000	EA HOSE KIT-LEVELING JACKS
	088806-01-000	EA SPACER-PEDESTAL, DRIVER
	088037-02-000	EA CABLE BAT-1AWG STRD,RED
	100532-01-700	EA VALVE FMAN LEVEL WDELUXE
	100534-02-000	EA BRACKETS-REAR LEVELING JACK
	088339-01-700	EA JACK-HYDRAULIC
	088641-01-000	EA BRACKET ASM-JACK,REAR

MANUAL LEVELING JACKS

KEY	PART NUMBER	U/M DESCRIPTION
	088025-01-000	EA STABILIZER-JACK, PASSENGER
	088025-02-000	EA STABILIZER-JACK, DRIVER
	088116-01-000	EA BRACKET-STABILIZER JACK, W/2 SQUARE TUBES
	088641-02-000	EA BRACKET-JACK, REAR
	088642-01-000	EA BRACKET-JACK, W/ANGLE BRACE
	088642-02-000	EA BRACKET-JACK, FRONT

CANADIAN OPTION

KEY	PART NUMBER	U/M DESCRIPTION
	007131-01-000	EA HANGER-TAILPIPE
	079059-02-000	EA HOSE-90 DEGREE, .61"ID X 4" X 6"
	088753-01-000	FT TUBE-ALUMINIZED STEEL, 5/8" - 18 GAUGE
	100138-01-000	EA MODULE-DAYTIME RUNNING LIGHT
	100158-01-000	EA WIRE ASM-DAYTIME RUNNING LIGHTS
	100159-01-000	EA WIRE ASM-DAYTIME RUNNING LIGHTS, W/FUSE
	100159-08-000	EA WIRE ASM-DAY RUN LAMP, FUSE CHEVY

RADIATOR OVERFLOW COMPONENTS

KEY	PART NUMBER	U/M DESCRIPTION
	099100-01-000	EA CAP-BOTTLE, OVERFLOW - GM 1405439U
	096630-01-000	EA BOTTLE-OVERFLOW, RADIATOR - GM 1404245A
	076310-01-000	EA BAFFLE-RADIATOR, .12" X 15" X 62" - RUBBER
	079059-02-000	EA HOSE-90 DEGREE, .61"ID X 4" X 6"
	085000-01-000	EA SHIELD-A/C, 6 8" X 3 1" - STEEL
	082733-01-000	EA DUCT-INTAKE, AIR CLEANER
		FROM 00-00-00 THRU 10-10-89

PARK BRAKE LEVER & CABLE

KEY	PART NUMBER	U/M DESCRIPTION
	083631-01-000	EA LEVER-PARK BRAKE, FOOT OPERATED
	083802-01-000	EA BRACKET-BRAKE, PARK
	086351-01-000	EA CABLE-BRAKE, PARK - FORD CHASSIS

CHEVY PROVIDED AUTOMATIC PARK BRAKE AFTER 5-13-80

KEY	PART NUMBER	U/M DESCRIPTION
	098770-02-000	EA SUPPORT-STEERING COLUMN
	093008-01-000	EA PANEL ASM-COWL, STEEL
	093393-01-000	EA PANEL-COWL, PASSENGER

CHASSIS GROUP (CONTINUED)
SPEED CONTROL

KEY	PART NUMBER	U/M DESCRIPTION
	094369-03-000	EA SPEED CONTROL-SMART STICK, EFI - GAS - DANA# 58L-111298
		FROM 00-00-00 THRU 04-01-91
		USED ON 1980 CHASSIS WITH IGNITION SWITCH IN DASH - IF IGNITION SWITCH IS ON STEERING COLUMN USE 102362-01-000
	083211-01-703	EA SERVO CABLE ASM ONLY, DANA# 58C-02538
	094369-01-701	EA SWITCH & LEVER ASM, DANA# 58D-11118-F
	094369-01-702	EA REGULATOR ASM-ELECTRONIC, DANA# 57C-08X12-R
	091900-01-702	EA WIPER CONTROL MODULE-DANA# 68C-00061
	094369-01-704	EA HEADLIGHT DIMMER MODULE ASM-DANA# 63C-00001
	094369-01-705	EA VACUUM RESERVOIR-DANA# 58C-02248
	083212-04-701	EA MAIN WIRING HARNESS, DANA# 58D-02570
	083212-01-704	EA STOP LAMP/CRUISE RELEASE SWITCH, DANA# 58C-02543
	088629-01-704	EA SIGNAL GENERATOR ASM, DANA# 58L-08X221P
	088629-01-708	EA SIGNAL GENERATOR ONLY, DANA# 58D-02392-1
	088629-01-705	EA KEY-ADAPTOR
	102362-01-000	EA SPEED CONTROL-1991 CHEVY, DANA 58L-111010B
		FROM: 04-02-91 THRU 99-99-99
		USED ON 1991 CHASSIS WITH IGNITION SWITCH ON STEERING COLUMN, IF SWITCH IS ON DASH USE 094369-03-000
	102362-01-701	EA REGULATOR-ELECTRONIC, DANA 57C-08X13-R
	102362-01-703	EA HARNESS-PIVOT SW TO WIPER CONTROL, DANA 58C-02973
	102362-01-704	EA HARNESS-MAIN WIRING, DANA 58D-02975
	102362-01-707	EA SWITCH & LEVER-CONTROL, DANA 53D-08X63-F
	083212-01-705	EA RELEASE VALVE ONLY, DANA# 58C-02297
	094369-01-701	EA SWITCH & LEVER ASM, DANA# 58D-11118-F
	094369-01-708	EA SERVO-DANA# 53D-11118-R
	094369-02-700	EA CABLE-SERVO, DIESEL - DANA# 58C-2262
	094369-02-702	EA EXTENSION-WIRE HARNESS, DANA# 58C-02279
	094863-01-704	EA HOUSING-4 PIN, SPEED CONTROL - TOYOTA - DANA 58C-022

FUEL FILL COMPONENTS

KEY	PART NUMBER	U/M DESCRIPTION
	093810-03-000	EA SHROUD-FUEL FILL, LOWER
	072447-04-000	EA SHROUD-FUEL FILL, UPPER
	024138-01-000	EA HOSE-FUEL-5/16 ID
	083578-01-000	EA BOOT-FUEL FILL
	084235-01-000	EA SUPPORT-FLANGE, FUEL FILL BOOT
	086254-01-000	EA RETAINER-SENDER, FUEL
	086255-01-000	EA GASKET-SENDER, FUEL
	086486-02-000	EA STRAP-FUEL TANK, STEEL
	098804-01-000	EA PIPE-VENT, FILL - 12" LONG
	088805-01-000	EA PIPE-FUEL, FILL - 11 4" LONG
	079660-01-000	EA GROMMET-SEAL, VALVE - FUEL - FORD# E1FZ-98076-B
	079658-01-000	EA HOSE-FUEL, 5" ID

1991 WINNEBAGO
TABLE OF CONTENTS

INTRODUCTION	A-01 -	A-02
ABBREVIATIONS		A-03
ALPHABETICAL INDEX	A-04 -	A-06
WCN36RQ	A-07 -	F-16
WFN36RA	F-17 -	K-22

1991 WCN36RQ INDEX

FLOOR PLAN	A-07 -	A-08
ACCESSORIES	A-09 -	A-18
BATH	A-19 -	A-22
BEDROOM	A-23 -	B-02
CHASSIS	B-03 -	B-14
C C & PAD	B-15 -	C-02
DINETTE	C-03 -	C-04
DRIVERS	C-05 -	C-12
ELECTRICAL	C-13 -	C-20
EXTERIOR BODY	C-21 -	D-04
GALLEY	D-05 -	D-12
HEATING & A/C	D-13 -	D-16
INTERIOR FINISH	D-17 -	D-20
LABELS	D-21 -	E-08
LP		E-07
LOUNGE	E-08 -	E-09
SEALANTS & FASTENERS	E-10 -	E-12
WATER & SEWAGE	E-13 -	E-16
WINDOW, VENT AND		
EXTERIOR DOOR	E-17 -	F-16

CHASSIS GROUP (CONTINUED)

TIRE

KEY	PART NUMBER	U/M DESCRIPTION
	007324-04-000	EA TIRE-8R19 S LRD, MICHELIN XZA
	061377-01-000	EA STEM-VALVE
	M04019-01-000	EA WHEELWELL-BRIDGE, E-COATED
	007083-01-000	FT HOSE-GAS 1/4"ID X 1/2"OD
	040731-01-000	EA NIPPLE-INLET MANIFOLD, GM 3838094
	062401-03-000	EA CLAMP-HOSE WORMGEAR, .22" - 1"
	062401-05-000	EA CLAMP-HOSE, WORMGEAR 2" - 3"
	067797-01-000	FT SPACER-STRAP, W/FOAM ADHESIVE - 31" X 1 5" - NEOPRENE
	066753-01-000	FT TUBE-ALUMINIZED STEEL, 5/8" - 18 GAUGE

DRIVESHAFT

KEY	PART NUMBER	U/M DESCRIPTION				
	075302-08-000	EA DRIVESHAFT-YOKE/YOKE				
	074833-02-000	EA SPACER-BEARING, DRIVESHAFT - 187" THICK	FROM 12-05-89	THRU 09-09-99		
	074833-04-000	EA SPACER-BEARING, DRIVESHAFT - 25" THICK	FROM 00-00-00	THRU 04-01-91		
			FROM 04-02-91	THRU 09-09-99		

COMPARTMENT COMPONENTS AND PROP RODS

KEY	PART NUMBER	U/M DESCRIPTION
	062644-02-Y12	EA PROP ROD-COMPARTMENT DOOR, W/SPRING & BRACKET
	062469-01-000	EA SPRING-#020-050 COMP
	062639-01-000	EA BRACKET-DOOR PROP
	063061-01-02A	EA STRIKER-DOOR, LUGGAGE, BLACK
	081113-01-000	EA BUSHING-FLANGE, PLASTIC - WHITE
	066303-01-000	EA CLIP-SPRING, 3/8"
	002393-01-000	EA GROMMET-SNAP, 3/8"
	064376-02-000	EA ROD-PROP, GENERATOR DOOR
	094367-02-000	EA STRIKER-DOOR, GENERATOR
	100157-01-800	EA SEAL - ACCESS DOOR
	060340-01-000	FT SEAL-FOAM,CLOSED CELL - 1/4X1/2ASOFT
	100128-01-000	FT SEAL-SCREEN DOOR
	076322-03-000	FT TAPE-FOAM,DBL COATED 045X 50
	063305-01-01A	FT TRIM-EDGE, C-TYPE - WIRE CARRIER - 35" X 24" - VINYL
	066008-01-02A	EA HATCH-COMPARTMENT, SEWER HOSE
	061255-02-000	FT SEAL-ADHESIVE BACKED FOAM, 1 5" X .18"
	064376-02-000	EA ROD-PROP, HOLDING TANK DOOR
	100157-01-000	FT SEAL-ACCESS DOOR
	060340-01-000	FT SEAL-FOAM,CLOSED CELL
	100128-01-000	FT SEAL-SCREEN DOOR
	076322-03-000	FT TAPE-FOAM,DBL COATED 045X 50

CHASSIS GROUP (CONTINUED)

LUG WRENCH

KEY	PART NUMBER	U/M DESCRIPTION
	080208-01-000	EA LUG WRENCH, 1 08X1 00
	080208-02-000	EA LEVERAGE BAR-LUG WRENCH

MISCELLANEOUS COMPONENTS

KEY	PART NUMBER	U/M DESCRIPTION
	015365-01-000	EA PIN-TIRE CARRIER, CADMIUM PLATED
	075486-01-000	EA UNION-INVERTED FL TUBE, 1/4"
	075467-01-000	EA NUT-INVERTED FLARE, 1/4"
	088497-02-070	EA NUT-INVERTED FLARE, 1/4"
	084884-01-000	EA PLUG-BRASS, 5/8"
	000C12-05-16B	EA BOLT-HEX, 5/16-18 X 1 - ZINC 5
	000D39-05-00B	EA NUT-HEX, SER FLG LK - 5/16 - 18 ZN
	062401-07-000	EA CLAMP-HOSE, WORMGEAR 5" - 7"
	088244-01-000	FT TAPE-FOAM, VINYL COATED - 2" WIDE - INCREMENTS OF 100 FT
	000D39-05-00B	EA NUT-HEX, SER FLG LK - 5/16 - 18 ZN
	051387-06-000	EA BOLT-CARRIAGE, W/O HOLE - 5/16-18 X 9 5 ZN
	102333-01-01A	EA BOLT-CARRIAGE, 7/16 - 14 - STAINLESS STEEL CAP- BEIGE
	000E13-17-00B	EA WASHER-FL-3/8 AR ZN
	071015-08-000	EA GROMMET-1 75"ID, FITS .06" MATERIAL, RUBBER
	000D39-05-00B	EA NUT-HEX, SER FLG LK - 5/16 - 18 ZN
	000D39-05-00B	EA NUT-HEX, SER FLG LK - 5/16 - 18 ZN
	000C12-10-24B	EA BOLT-HEX, 5/8-11 X 1 1/2 ZN - 5

BATTERY

KEY	PART NUMBER	U/M DESCRIPTION
	087475-01-000	EA BRACKET-BATTERY, TIE DOWN
	051387-06-000	EA BOLT-CARRIAGE, W/O HOLE - 5/16-18 X 9 5 ZN
	086233-03-000	EA STUD-ISOLATED, 3/8" X 7/8" LONG
	074994-01-000	EA GUIDE-TRACK,BATTERY TRAY
	063895-01-000	EA TRAY-BATTERY, W/GUIDE & LATCH STRIKE (HOUSE BATTERIES)
	060904-04-000	EA TRAY-BATTERY (CHASSIS)
	063718-01-000	EA PLATE-STRIKE, BATTERY/STORAGE COMPARTMENT

EXTERIOR ACCESSORY PACKAGE

KEY	PART NUMBER	U/M DESCRIPTION
	096765-01-000	EA RAIL-DRAWER

ENTRY STEP BOX

KEY	PART NUMBER	U/M DESCRIPTION
	088412-02-000	EA TRIM-STEPBOX, ENTRY DOOR - TAN
	068412-04-000	EA TRIM-STEPBOX, ENTRY DOOR - BEIGE
	092893-02-01A	EA LINER-STEP BOX, ENTRANCE DOOR - 5" - BLACK
	M92055-01-000	EA ACCESS PNL-STEP BOX W/HINGE
	088254-01-000	EA CATCH-MAGNETIC, 1 8" X 7"
	009063-01-000	EA HINGE-CONTINUOUS, 1 1/2" X 72"
	096645-01-000	EA PULL-CABINET,BRASS,RIBBON

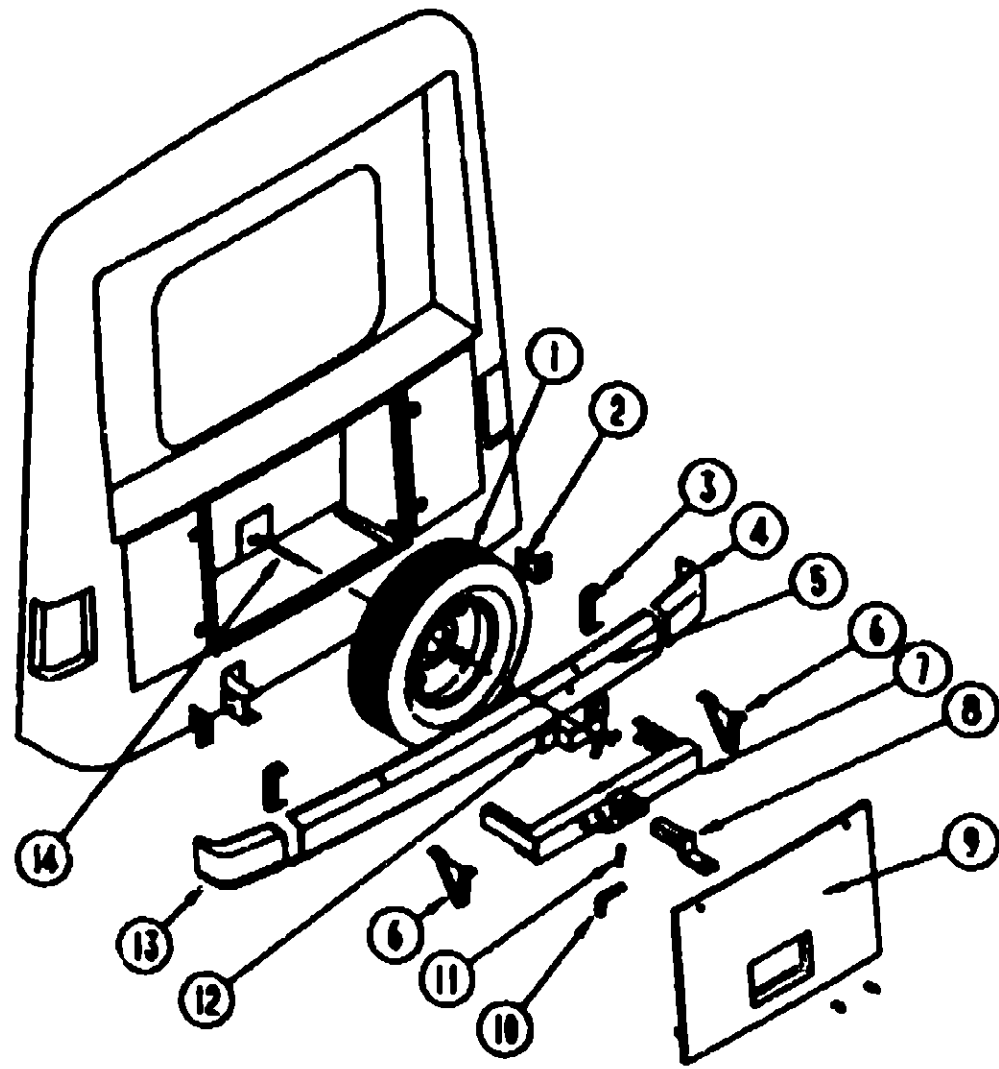
**1991 WINNEBAGO
TABLE OF CONTENTS**

INTRODUCTION	A-01 -	A-02
ABBREVIATIONS		A-03
ALPHABETICAL INDEX	A-04 -	A-06
WCN36RQ	A-07 -	F-16
WFN36RA	F-17 -	K-22

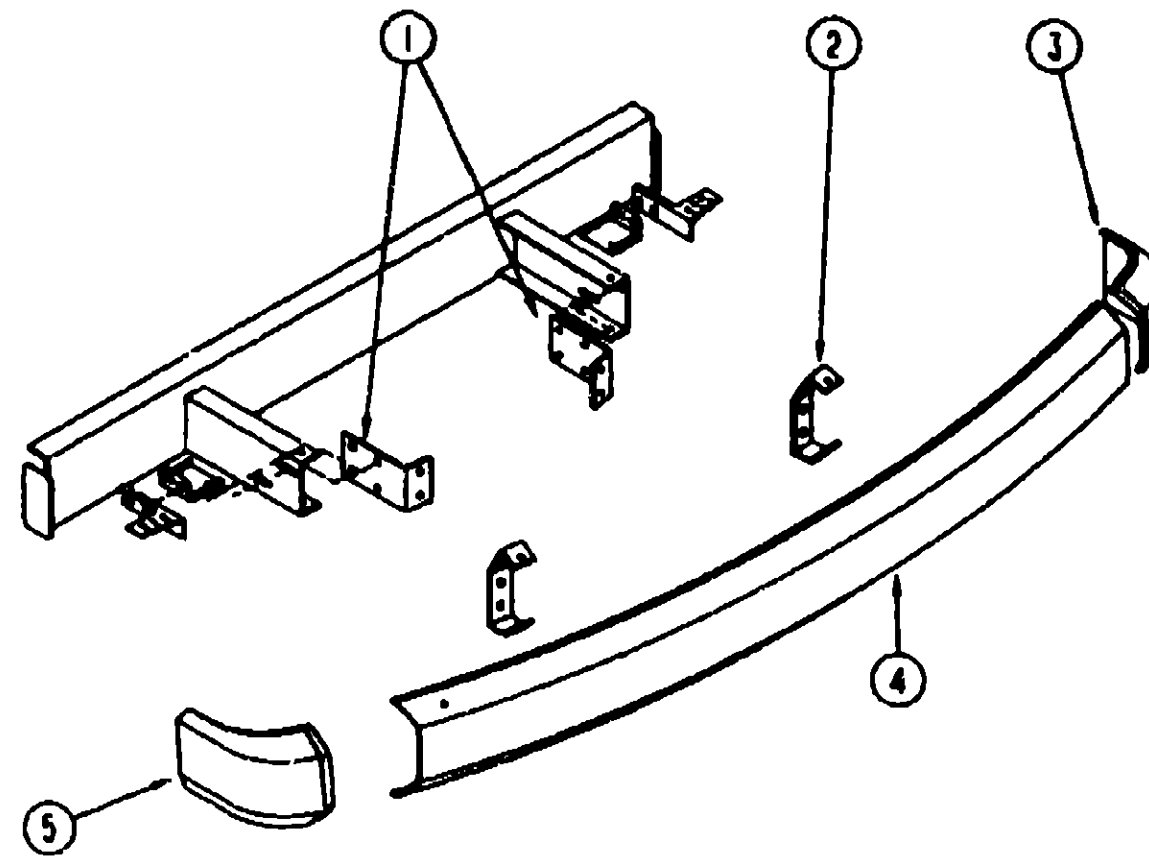
1991 WCN36RQ INDEX

FLOOR PLAN	A-07 -	A-08
ACCESSORIES	A-09 -	A-18
BATH	A-19 -	A-22
BEDROOM	A-23 -	B-02
CHASSIS	B-03 -	B-14
C C & PAD	B-15 -	C-02
DINETTE	C-03 -	C-04
DRIVERS	C-05 -	C-12
ELECTRICAL	C-13 -	C-20
EXTERIOR BODY	C-21 -	D-04
GALLEY	D-05 -	D-12
HEATING & AC	D-13 -	D-16
INTERIOR FINISH	D-17 -	D-20
LABELS	D-21 -	E-06
LP		E-07
LOUNGE	E-08 -	E-09
SEALANTS & FASTENERS	E-10 -	E-12
WATER & SEWAGE	E-13 -	E-16
WINDOW, VENT AND EXTERIOR DOOR	E-17 -	F-16

CHASSIS GROUP (CONTINUED)
REAR BUMPER, END CAP & TRAILER TOWING HOUSINGS



CHASSIS GROUP (CONTINUED)



FRONT BUMPER COMPONENTS

KEY	PART NUMBER	U/M DESCRIPTION
1	083514-01-000	EA SUPPORT-BUMPER, FRONT - L ANGLE - 4" X 7"
2	077852-01-000	EA BRACKET-BUMPER, FRONT - 2 PER COACH - BENT 2" X 8"
3	081840-02-01A	EA CAP-BUMPER END, FRONT DRIVER - PLASTIC - BEIGE
4	081994-01-01A	EA BUMPER-FRONT, UNFINISHED
5	081840-01-01A	EA CAP-BUMPER END, FRONT PASSENGER - PLASTIC - BEIGE
	005200-01-000	EA BOLT-BUMPER, ROUND HEAD-SQUARE NECK- WSST CAP 7/16-14 X 1 1/4

PLASTIC WHEELWELL

KEY	PART NUMBER	U/M DESCRIPTION
	085071-02-000	EA WHEELWELL-PLASTIC - REAR DUAL
	086385-02-000	EA WHEELWELL-PLASTIC - REAR TANDEM

1991 WINNEBAGO
TABLE OF CONTENTS

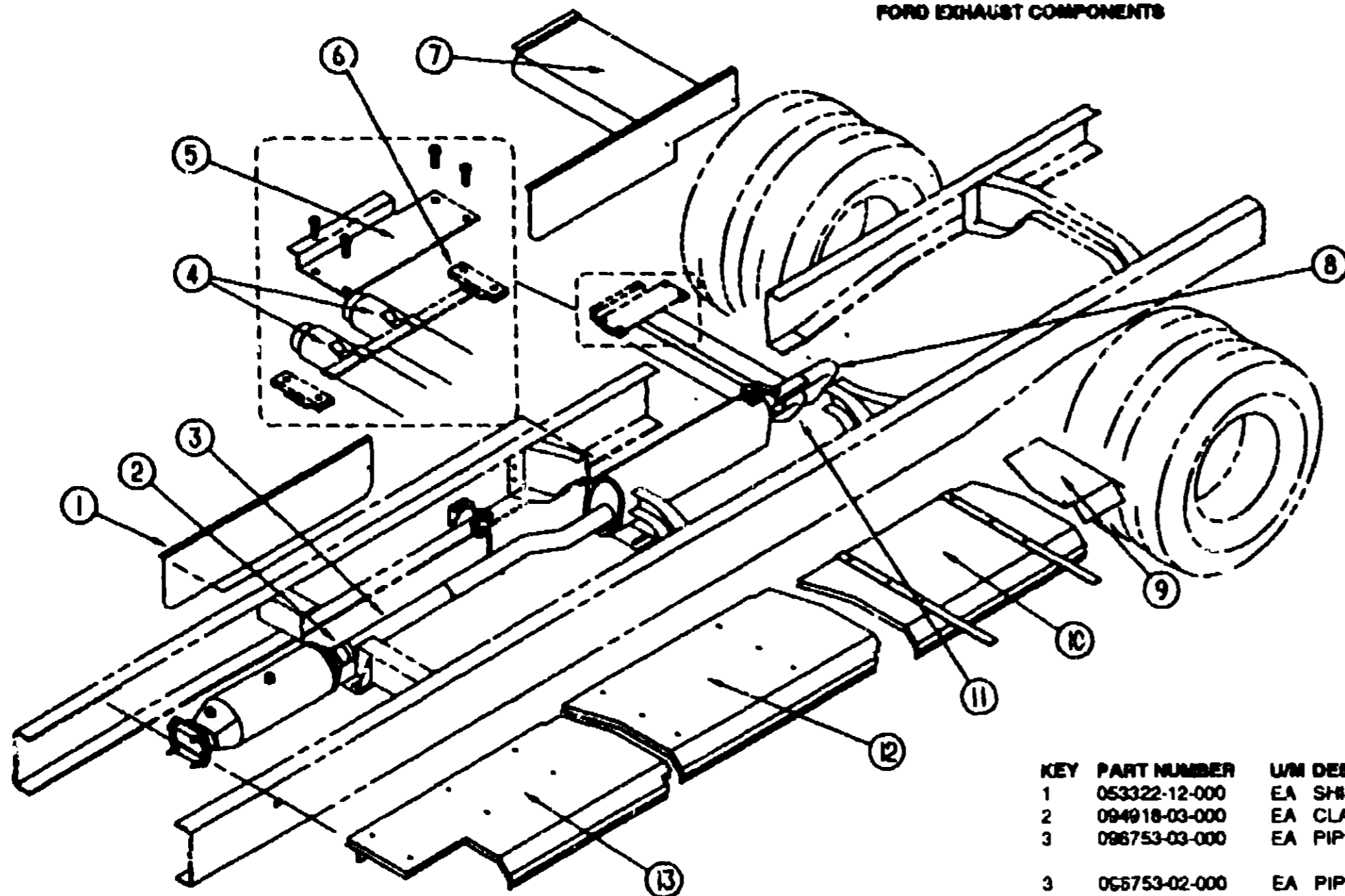
INTRODUCTION	A-01 - A-02
ABBREVIATIONS	A-03
ALPHABETICAL INDEX	A-04 - A-08
WCN36RQ	A-07 - F-16
WFN36RA	F-17 - K-22

1991 WCN36RQ INDEX

FLOOR PLAN	A-07 - A-08
ACCESSORIES	A-09 - A-18
BATH	A-19 - A-22
BEDROOM	A-23 - B-02
CHASSIS	B-03 - B-14
C & PAD	B-15 - C-02
DINETTE	C-03 - C-04
DRIVERS	C-05 - C-12
ELECTRICAL	C-13 - C-20
EXTERIOR BODY	C-21 - D-04
GALLEY	D-05 - D-12
HEATING & A/C	D-13 - D-16
INTERIOR FINISH	D-17 - D-20
LABELS	D-21 - E-08
LP	E-07
LOUNGE	E-08 - E-09
SEALANTS & FASTENERS	E-10 - E-12
WATER & SEWAGE	E-13 - E-16
WINDOW, VENT AND EXTERIOR DOOR	E-17 - F-16

KEY	PART NUMBER	U/M DESCRIPTION
	087744-02-000	EA HOUSING-TRAILER PIN, 48"
	087748-01-000	EA HOUSING CAP-TRAILER PIN
	087745-02-000	EA HOUSING-RECEPTACLE, TRAILER - 48" WIRE LENGTH
1	007324-04-000	EA TIRE-8R19 5 LRU, MICHELIN XZA
1	051377-01-000	EA STEM-VALVE
2	076558-01-000	EA SUPPORT-L ANGLE, BUMPER - PASSENGER SIDE - 5" X 4 9"
	076558-02-000	EA SUPPORT-L ANGLE, BUMPER - DRIVER SIDE - 5" X 4 9"
3	077855-01-000	EA BRACKET-BUMPER, REAR - BENT ENDS - 2" WIDE X 8" LONG
	005200-01-000	EA BOLT-BUMPER, ROUND HEAD-SQUARE NECK- WSST CAP 7/16-14 X 1 1/4
4	082250-01-01A	EA CAP-BUMPER END, REAR PASSENGER - PLASTIC - BEIGE
5	077651-08-000	EA BUMPER-REAR, CHROME
6	083048-01-000	EA PLATE-SKID, REAR BUMPER - V SHAPED
7	077817-04-000	EA HITCH-W/O DRAWBAR
8	077817-01-000	EA DRAWBAR ONLY
9	082982-01-Y10	EA DOOR-SPARE TIRE, W/LOCKS - 28 8" X 41 3" - BEIGE
10	034512-01-000	EA PIN-LOCKING, DRAWBAR
11	034513-01-000	EA PIN-HITCH, 3/16" WIRE
12	077399-01-000	EA RETAINER-SPARE TIRE
	084081-01-000	EA NUT-WING - SPARE TIRE
13	082250-02-01A	EA CAP-BUMPER END, REAR DRIVER - PLASTIC - BEIGE
	087501-01-000	EA BRACKET-BACKWALL, ANGLED 2 2" X 39" LONG
14	085868-02-000	EA PLATE ASM-SPARE TIRE WITH RETAINING ROD
	081107-01-000	EA BRACKET-BUMPER PIN

CHASSIS GROUP (CONTINUED)
FORD EXHAUST COMPONENTS



KEY	PART NUMBER	U/M DESCRIPTION
1	053322-12-000	EA SHIELD-HEAT EXHAUST, - 32" X 9" - STEEL
2	094918-03-000	EA CLAMP-EXHAUST PIPE, 2.5"
3	086753-03-000	EA PIPE-EXHAUST, OFFSET - 15 2" LONG - 2.5" ID - FORD
3	065753-02-000	EA PIPE-EXHAUST, DOUBLE WALL - 14.8" FORD FROM 00-00-00 THRU 03-15-91 FROM 03-16-91 THRU 99-99-99
4	098055-02-000	EA SUPPORT-EXHAUST PIPE, 1" X 1.5 8"
5	096087-02-000	EA BRACKET-STRAP, EXHAUST PIPE - 5 8" X 13" - W/NUTS
6	095190-01-000	EA HANGER-EXHAUST, 4" X 1.4"
7	099312-01-000	EA SHIELD-EXHAUST, - 9" X 30 8" - STEEL
8	099345-01-000	EA PIPE-EXHAUST, REAR - 42" LONG - FORD FROM 00-00-00 THRU 03-15-91
8	100600-01-000	EA PIPE-EXHAUST, REAR - 42" LONG - FORD FROM 03-16-91 THRU 99-99-99
9	099430-01-000	EA SHIELD-EXHAUST, REAR - 14" X 19 1" - FROM EDGE TO BEND
10	098795-02-000	EA SHIELD-EXHAUST 15 67" X 35 39"
11	099344-01-000	EA PIPE-EXHAUST, FRONT - 40 7" LONG FROM 00-00-00 THRU 03-15-91 FROM 03-16-91 THRU 99-99-99
11	100601-01-000	EA PIPE-EXHAUST, FRONT - 40 7" LONG - FORD FROM 03-16-91 THRU 99-99-99
12	098795-03-000	EA SHIELD-EXHAUST, - GALVANIZED STEEL
13	098798-04-000	EA SHIELD-EXHAUST, CONVERTER - 28 3" X 19 9"
	007125-07-000	EA CLAMP-MUFFLER, 2 50" DIAMETER
	007125-11-000	EA CLAMP-MUFFLER, 2 75" DIAMETER

1991 WINNEBAGO
TABLE OF CONTENTS

INTRODUCTION	A-01	A-02
ABBREVIATIONS		A-03
ALPHABETICAL INDEX	A-04 -	A-05
WCN36RQ	A-07 -	F-18
WFN36RA	F-17 -	F-22

1991 WCN36RQ INDEX

FLOOR PLAN	A-07 -	A-08
ACCESSORIES	A-09 -	A-16
BATH	A-19 -	A-22
BEDROOM	A-23 -	B-02
CH/SSIS	B-03 -	F-14
C/C & PAD	B-15 -	C-02
CINETTE	C-03 -	C-04
DRIVERS	C-05 -	C-12
ELECTRICAL	C-13 -	C-20
EXTERIOR BODY	C-21 -	D-04
GALLEY	D-05 -	D-12
HEATING & AC	D-13 -	D-16
INTERIOR FINISH	D-17 -	D-20
LABELS	D-21 -	E-06
LP		E-07
LOUNGE	E-08 -	E-09
SEALANTS & FASTENERS	E-10 -	E-12
WATER & SEWAGE	E-13 -	E-16
WINDOW, VENT ANU		
EXTERIOR DOOR	E-17 -	F-16

CHASSIS GROUP (CONTINUED)

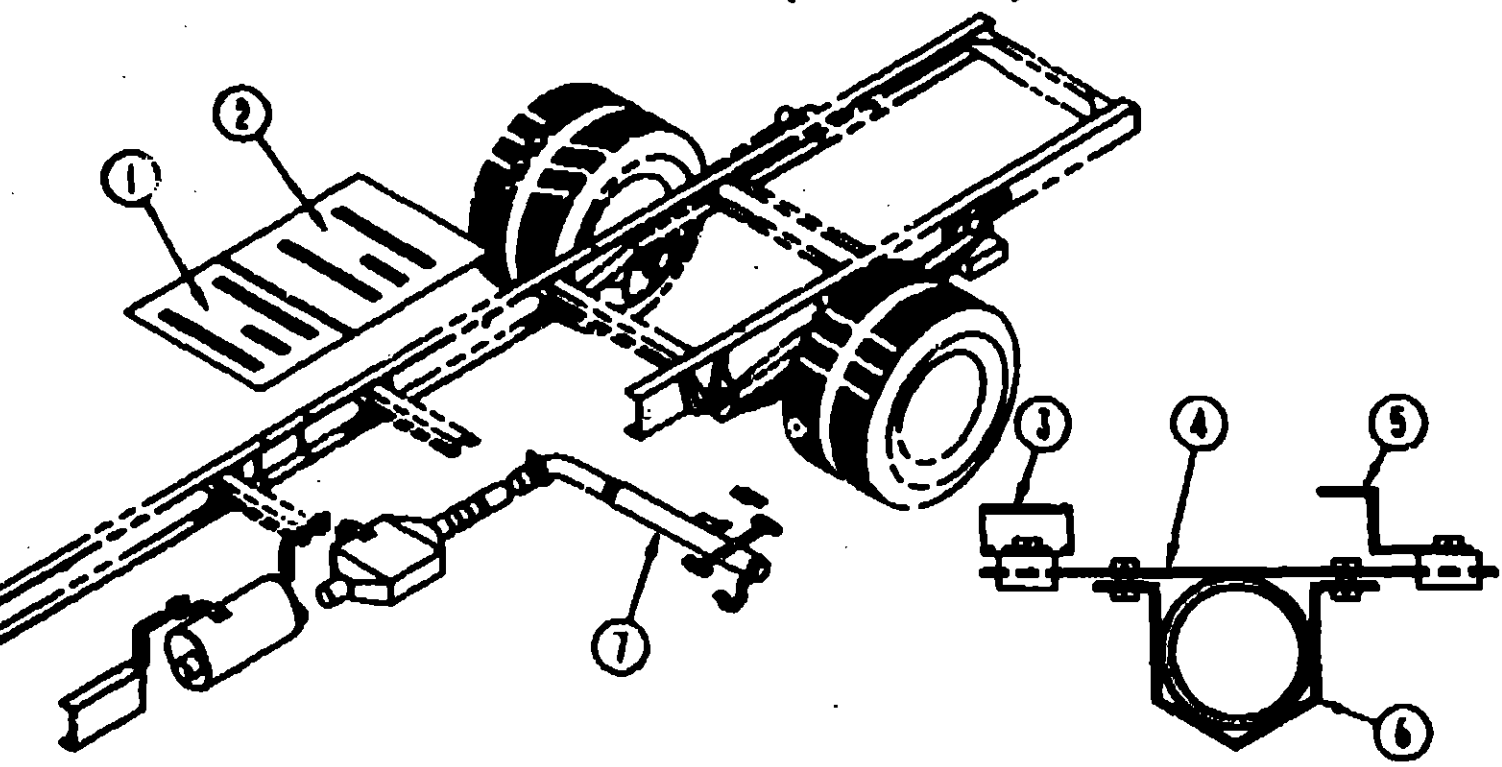
**CHASSIS GROUP (CONTINUED)
CHEVY TAG AXLE & SUSPENSION**

**1991 WINNEBAGO
TABLE OF CONTENTS**

INTRODUCTION	A-01 -	A-02
ABBREVIATIONS		A-03
ALPHABETICAL INDEX	A-04 -	A-06
WCN36RQ	A-07 -	F-16
WFN36RA	F-17 -	K-22

1991 WCN36RQ INDEX

FLOOR PLAN	A-07 -	A-08
ACCESSORIES	A-09 -	A-16
BATH	A-19 -	A-22
BEDROOM	A-23 -	B-02
CHASSIS	B-03 -	B-14
C & C & PAD	B-15 -	C-02
DINETTE	C-03 -	C-04
DRIVERS	C-05 -	C-12
ELECTRICAL	C-13 -	C-20
EXTERIOR BODY	C-21 -	D-04
GALLEY	D-05 -	D-12
HEATING & A/C	D-13 -	D-16
INTERIOR FINISH	D-17 -	D-20
LABELS	D-21 -	E-06
LP		E-07
LOUNGE	E-08 -	E-09
SEALANTS & FASTENERS	E-10 -	E-12
WATER & SEWAGE	E-13 -	E-16
WINDOW, VENT AND EXTERIOR DOOR	E-17 -	F-16



CHEVY EXHAUST COMPONENTS

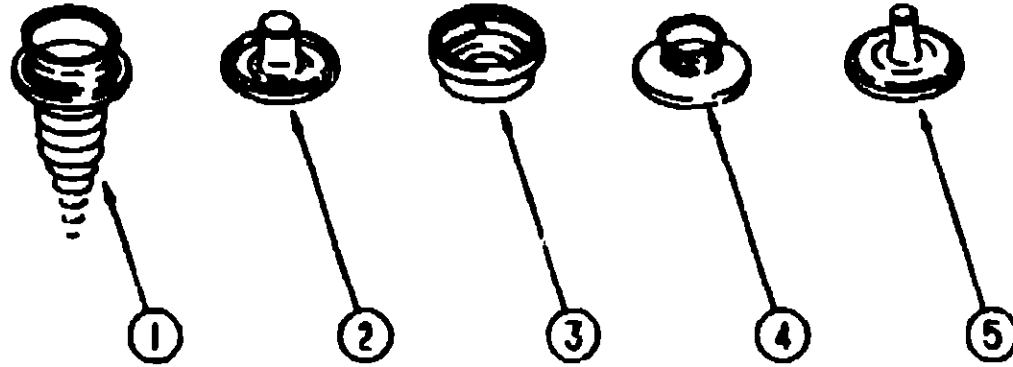
KEY	PART NUMBER	U/M DESCRIPTION
	086781-02-000	EA COMPRESSOR-AIR, 12 VOLT 1/8HP - GAST 1HAB-74-M114
	085783-01-000	EA TEE-2 FEMALE & 1 MALE ENDS, 3/8 X 1/4 - WEATHERHEAD
	085787-01-000	EA COUPLING-BRASS, 1/4 FNPT
	085788-01-000	EA COUPLING-BRASS 1/4 FNPT
	071389-02-000	EA TEE-MALE BRANCH, 1/4" X 1/4" TUBE
	085789-01-000	EA VALVE-RELIEF, 1/4 MPT - 115 LB
	085758-01-000	EA VALVE-CHECK, 1/4 NPT-MALE - HENSCHEN 001232
	085757-01-000	EA SWITCH-PRESSURE CONTROL, HENSCHEN 510250
	085785-01-000	EA TEE-2 F & 1 MALE ENDS, 1/4 MPT X 1/4 - BRASS - WEATHERHEAD
	071387-04-000	EA ELBOW-MALE, 3/8" X 1/4"
	071387-05-000	EA ELBOW-MALE, 1/4" X 1/4"
	071390-03-000	FT TUBING-AIR BRAKE, 3/8" OD - RED
	071390-04-000	FT TUBING-AIR BRAKE 1/4 OD BLACK
	071391-02-000	EA NIPPLE-HEX, 25 PIPE
	071392-03-000	EA PLUG-HEX HEAD, 1/4NPT BRASS
	085755-01-000	EA SOLENOID-AIR VALVE, 1/4 MPT-F - HENSCHEN 500941
	085759-01-000	EA LIGHT-WARNING, "LOW AIR", HENSCHEN 510633
	071375-02-000	EA TANK-AIR
	071375-03-000	EA ISOLATOR-AIR TANK MOUNT
	085758-01-000	EA SWITCH-"LOW AIR", HENSCHEN 510650-00
	085773-01-000	EA VALVE-DRAIN, AIR TANK - 1/4 MPT - WEATHERHEAD
	085766-01-000	EA ADAPTER-1/4 FPT X 1/4 MPT, BRASS - WEATHERHEAD
	086241-01-000	EA VALVE-AIR, 1/4 MPT - TIRE STEM - SCHRADER 1466E-6
	085754-01-000	EA VALVE-HEIGHT CONTROL, PASSENGER SIDE - HENSCHEN 0820046 WO LINKAGE
	085754-02-000	EA VALVE-HEIGHT CONTROL, DRIVER SIDE - HENSCHEN 0820047 WO LINKAGE
	085754-03-000	EA PIVOT-LINK MTG, CHEVY - HENSCHEN 5820083
	085754-05-000	EA LINK-VALVE CONTROL, 7" W/BOLT - HENSCHEN 0820021-7
	085752-01-000	EA SUSPENSION-AIR, P-30 SUPERIDE - HENSCHEN 3450064
	085750-01-711	EA SPRING-AIR, HENSCHEN 8003-011
	085750-01-712	EA SPRING BUSHING
	085750-01-714	EA TRANSVERSE ROD
	085750-01-715	EA TRANSVERSE ROD BUSHING
	085750-01-716	EA STRADDLE PIN
	085750-01-720	EA STIRRUP-SPRING, HENSCHEN 8800-079
	085750-01-718	EA BOLT-SPRING STIRRUP, HENSCHEN 8110-150
	085750-01-719	EA NUT-SPRING STIRRUP, HENSCHEN 82110-130
	085750-02-000	EA AXLE-TAG, TORSION/RUBBER SUSPENSION - W/SURE LUBE
	085750-02-700	EA HUB & DRUM, WRACES - SURELUBE - HENSCHEN 3180542
	085750-01-703	EA INNER BEARING CONE, HENSCHEN 0170012
	085750-02-701	EA OUTER BEARING CONE, SURELUBE - HENSCHEN 0170048
	085750-01-705	EA GREASE SEAL, HENSCHEN 0270015
	085750-01-708	EA BRAKE R.H. 12X2
	085750-01-709	EA BRAKE L.H. 12X2
	085750-01-700	EA MAGNET KIT (OVAL)
	085750-01-723	EA MAGNET KIT, ROUND - HENSCHEN M-115
	085750-01-724	EA ARM-LEVELOR, MAGNETIC - RIGHT RND - HENSCHEN 0558
	085750-01-725	EA ARM-LEVELOR, MAGNETIC - LEFT RND - HENSCHEN 05583
	085750-01-701	EA SHOE & LININGS(F/I BRAKE)
	085750-02-702	EA COVER-DUST, W/ZERK - SURELUBE - HENSCHEN 0200028
	085753-01-000	EA CONTROLLER-BRAKE, WEATHERTRON
	085751-01-000	EA SHOCK-ABSORBER, TAG AXLE - HENSCHEN 0220003
	085771-01-000	EA NUT-HEX, FL PREV. TORQUE - GRADE G TAG MT.
	071374-03-000	EA FITTING-BULKHEAD, 1/4" X 1/4"NPT
	085750-01-710	EA NUT-WHEEL, HENSCHEN 0190016
	085761-01-000	EA COMPRESS-AIR, 12V - 1/8 HP - SKARDA ROA-P101
	086080-01-000	EA PLATE-PUMP, 6.8" X 7.8"

KEY	PART NUMBER	U/M DESCRIPTION
1	101544-01-000	EA SHIELD-HEAT, EXHAUST - 19.7" X 28.9" - STEEL
2	086788-04-000	EA SHIELD-HEAT, CONVERTOR
2	101544-02-000	EA SHIELD-HEAT, EXHAUST - 30" X 28.9" - STEEL
3	085523-02-000	EA BRACKET ASM-EXHAUST, UPPER
4	085523-03-000	EA BRACKET-EXHAUST, UPPER
5	085222-02-000	EA BRACKET-EXHAUST, UPPER - W/BEND & NUTS-CHEVY PROVIDED PRIOR TO 12/89
6	085223-02-000	EA BRACKET-EXHAUST, LOWER - W/NUTS- CHEVY PROVIDED PRIOR TO 12/89
7	088599-01-000	EA PIPE-EXHAUST
	085190-01-000	EA HANGER-EXHAUST, 4" X 1.4" - CHEVY PROVIDED PRIOR TO 12-89 FROM: 00-00-00 THRU: 05-12-91
	085523-02-000	EA BRACKET-EXHAUST, UPPER - STRAIGHT - W/NUTS

**CURTAIN, CUSHION & PAD GROUP
NOTICE**

IN ORDER TO ASSIST OUR PARTS SALES DEPT IN PROVIDING INTERIOR SOFTWARE ITEMS, PLEASE INCLUDE THE SERIAL NUMBER AND THE COLOR CODE NUMBER FROM THE VEHICLE CERTIFICATION LABEL WHEN ORDERING. THIS LABEL IS LOCATED ON THE LEFT SIDEWALL AT THE END OF THE DASH (A-BODY), OR ON THE DRIVER'S DOOR LATCH PLATE (C-BODY)

AN EXAMPLE OF A COLOR CODE NUMBER IS B07, WHICH DESIGNATES AN OVERALL COLOR SCHEME OF A PARTICULAR UNIT. THE COLOR LISTED AFTER THE ITEM DESCRIPTION ON THE MICROFICHE, INDICATES THE OVERALL UNIT COLOR. ORDER THE ITEM YOU DESIRE ACCORDING TO UNIT COLOR CODE



SNAP FASTENERS

KEY	PART NUMBER	U/M DESCRIPTION
1	029130-01-000	EA SOCKET-SNAP FASTENER
2	029155-01-000	EA CAP-SNAP, .156" DIA X 17" BARREL
3	029156-01-000	EA SOCKET-SNAP FASTENER
4	029092-01-000	EA STUD-NICKEL FINISH
5	029093-01-000	EA EYELET-NICKEL FINISH

FABRICS AND TRIMS

KEY	PART NUMBER	U/M DESCRIPTION
	066008-68-000	YD FABRIC-UPHOLSTERY, MAIN - (B07)
	066008-67-000	YD FABRIC-UPHOLSTERY, MAIN - (B08)
	066008-66-000	YD FABRIC-UPHOLSTERY, MAIN - (B09)
	066008-73-000	YD FABRIC-UPHOLSTERY, MAIN - (B22)
	066008-28-000	YD FABRIC-UPHOLSTERY, PLAIN ACCENT - (B07/B22)
	066008-40-000	YD FABRIC-UPHOLSTERY, PLAIN ACCENT - (B08)
	066008-63-000	YD FABRIC-UPHOLSTERY, PLAIN ACCENT - (B09)
	066008-43-000	YD FABRIC-UPHOLSTERY, PATTERN ACCENT - (B07/B22)
	066008-64-000	YD FABRIC-UPHOLSTERY, PATTERN ACCENT - (B08)
	066008-65-000	YD FABRIC-UPHOLSTERY, PATTERN ACCENT - (B09)
	072333-79-000	YD FABRIC-DRAPERY, SLATE - (B07/B22)
	072333-77-000	YD FABRIC-DRAPERY, TAUPE - (B08)
	072333-76-000	YD FABRIC-DRAPERY, SILVER - (B09)
	088273-58-000	YD FABRIC-BEDSPREAD - MAIN - (B07)
	088273-57-000	YD FABRIC-BEDSPREAD - MAIN - (B08)
	088273-56-000	YD FABRIC-BEDSPREAD - MAIN - (B09)
	088273-47-000	YD FABRIC-BEDSPREAD - MAIN - (B22)
	088273-87-000	YD FABRIC-BEDSPREAD - ACCENT - (B07/B22)
	088273-86-000	YD FABRIC-BEDSPREAD - ACCENT - (B08)
	088273-88-000	YD FABRIC-BEDSPREAD - ACCENT - (B09)
	087272-01-000	YD FABRIC-LINING, CURTAIN - 48" WIDE - IVORY
	081926-01-000	YD BACKING-QUILTING, MATTRESS COVER - 59" WIDE - WHITE
	079680-09-000	YD FABRIC-VINYL, 54" WIDE - OFF WHITE
	029219-01-000	YD FABRIC-VINYL, 54" WIDE - WHITE
	079680-01-000	YD FABRIC-VINYL, 54" WIDE - BEIGE
	088351-03-000	YD VINYL-HEADLINER, DIAMOND DESIGN - 54" WIDE
	079349-01-AA1	YD WELTING-FABRIC (B07/B22)
	079349-01-B03	YD WELTING-FABRIC (B08)
	079349-01-B09	YD WELTING-FABRIC (B09)
	088792-01-000	YD VELCRO-5/8" HOOK, NON-ADHESIVE
	088792-02-000	YD VELCRO-3/4" LOOP, ADHESIVE

**CURTAIN, CUSHION & PAD GROUP (CONTINUED)
FLOOR COVERINGS & COMPONENTS**

KEY	PART NUMBER	U/M DESCRIPTION	FROM	THRU
	066080-14-000	SY CARPET (B07, B22)	00-00-00	02-10-91
	066080-15-000	SY CARPET (B08)		
	066080-28-000	SY CARPET (B08)	02-11-91	09-09-99
	066080-16-000	SY CARPET (B09)		
	093486-01-000	SY CARPET-COMPARTMENT, 54" WIDE - DARK GRAY		
	075233-01-000	S' PAD-CARPET, 3/8" X 6"		
	076314-02-000	FT TAPE-CARPET SEAM, HEAT-BOND		
	085746-01-000	FT TRIM-J, CARPET PVC		

SEATBELT

KEY	PART NUMBER	U/M DESCRIPTION
	007021-01-000	EA BELT-SEAT, 2" X 90" - BLACK
	057759-01-000	EA WASHER BRACKET-SEAT BELT, 4" DIAMETER
	000039-06-008	EA NUT-HEX, SER FLG LK - 3/8-16 ZN

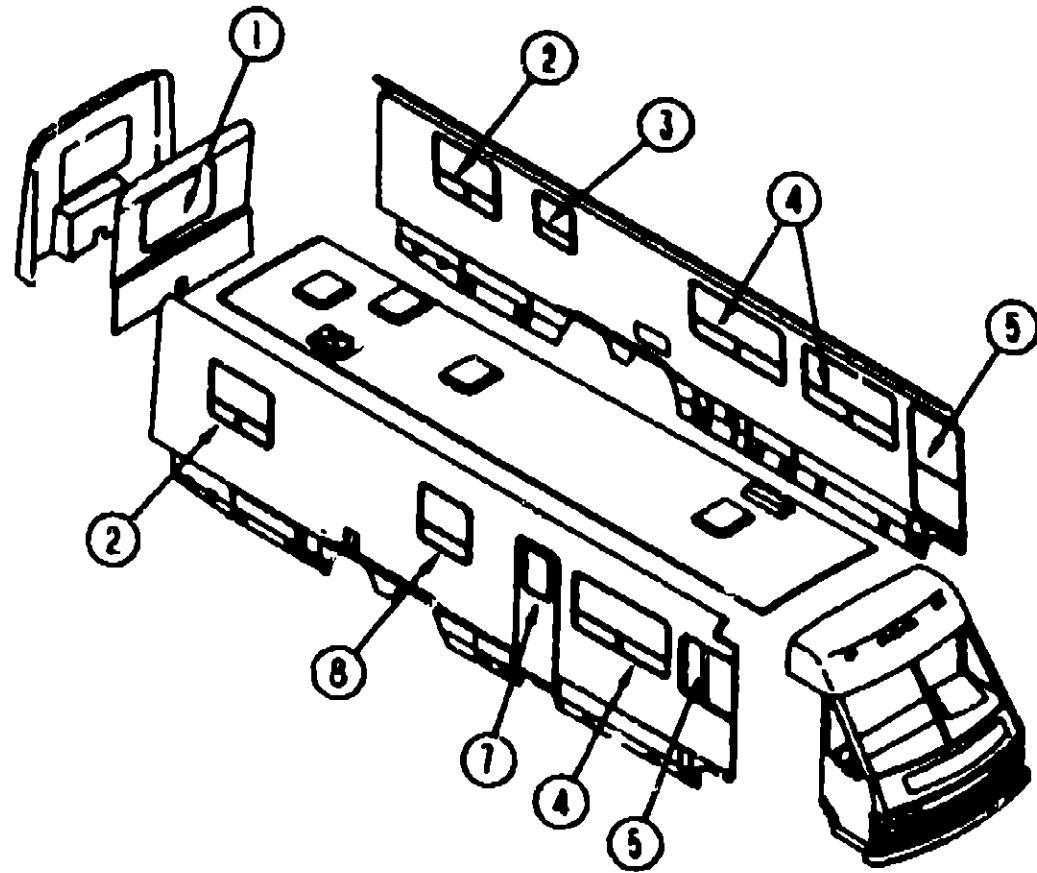
**1991 WINNEBAGO
TABLE OF CONTENTS**

INTRODUCTION	A-01 -	A-02
ABBREVIATIONS		A-03
ALPHABETICAL INDEX	A-04 -	A-06
WCN36RQ	A-07 -	F-16
WCN36RA	F-17 -	K-22

1991 WCN36RQ INDEX

FLOOR PLAN	A-07 -	A-08
ACCESSORIES	A-09 -	A-18
BATH	A-19 -	A-22
PERIODOM	A-23 -	B-02
CHASSIS	B-03 -	B-14
C C & PAD	B-15 -	C-02
DINETTE	C-03 -	C-04
DRIVERS	C-05 -	C-12
ELECTRICAL	C-13 -	C-20
EXTERIOR BODY	C-21 -	D-04
CALLEY	D-05 -	D-12
HEATING & A/C	D-13 -	D-16
INTERIOR FINISH	D-17 -	D-20
LABELS	D-21 -	E-06
LP		E-07
LOUNGE	E-08 -	E-09
SEALANTS & FASTENERS	E-10 -	E-12
WATER & SEWAGE	E-13 -	E-16
WINDOW, VENT AND		
EXTERIOR DOOR	E-17 -	F-16

CURTAIN, CUSHION & PAD GROUP (CONTINUED)
WINDOW TREATMENT:



KEY	PART NUMBER	U/M DESCRIPTION
2	101189-01-B22	EA VALANCE- GATHERED - W/FABR TRIM,45° FROM 00-00-00 THRU 02-10-91
2	104169-02-B22	EA VALANCE- GATHERED - W/FABR TRIM,45° FROM 02-11-91 THRU 99-99-99
3	093475-72-01A	EA BLIND-MINI,28" X 27 5" DROP (B07)
3	093475-72-01A	EA BLIND-MINI,28" X 27 5" DROP (B08,B09,B22) FROM 00-00-00 THRU 01-13-91
3	093475-72-03A	EA BLIND-MINI, 13 5" X 28 5" DROP (B22,B09) FROM 01-14-91 THRU 99-99-99
3	093475-72-02A	EA BLIND-MINI, 13 5" X 28 5" DROP(B08) FROM 01-14-91 THRU 99-99-99
3	101079-06-B07	EA LEG ASM-RIGHT SIDE (B07,B22)
3	101079-07-B07	EA LEG ASM-LEFT SIDE (B07,B22)
3	101079-06-B08	EA LEG ASM-RIGHT SIDE (B08)
3	101079-07-B08	EA LEG ASM-LEFT SIDE (B08)
3	101079-06-B09	EA LEG ASM-RIGHT SIDE (B09)
3	101079-07-B09	EA LEG ASM-LEFT SIDE (B09)
4	101079-02-B13	EA LEG ASM-STAINED W/INSERT - FRONT-(B07,B22)
4	101079-02-B14	EA LEG ASM-STAINED W/INSERT - FRONT-(B08)
4	101079-02-B15	EA LEG ASM-STAINED W/INSERT - FRONT-(B09)
4	101079-04-B13	EA LEG ASM-STAINED W/INSERT - REAR -(B07,B22)
4	101079-04-B14	EA LEG ASM-STAINED W/INSERT - REAR -(B08)
4	101079-04-B15	EA LEG ASM-STAINED W/INSERT - REAR -(B09)
4	093475-63-01A	EA BLIND-MINI, 57.5 X 32 DROP (B07)
4	093475-63-01A	EA BLIND-MINI, 57.5 X 32 DROP (B08,B09,B22) FROM 00-00-00 THRU 01-13-91
4	093475-63-03A	EA BLIND-MINI, 57.5 X 32 DROP (B08) FROM 01-14-91 THRU 99-99-99
4	093475-63-04A	EA BLIND-MINI, 57.5 X 32 DROP (B09,B22) FROM 01-14-91 THRU 99-99-99
5	097994-03-B07	EA CURTAIN WHOOK TOP 34 X 75 (B07) FROM 00-00-00 THRU 10-04-90
5	097994-03-B10	EA CURTAIN WHOOK TOP 34 X 75 (B07) FROM 10-05-90 THRU 12-16-90
5	097994-01-B07	EA CURTAIN WHOOK TOP 36 X 78 (B07) FROM 12-17-90 THRU 99-99-99
5	097994-03-B07	EA CURTAIN WHOOK TOP 34 X 75 (B08) FROM 00-00-00 THRU 12-16-90
5	097994-01-B18	EA CURTAIN WHOOK TOP 36 X 78 (B08) FROM 12-17-90 THRU 99-99-99
5	097994-03-B09	EA CURTAIN WHOOK TOP 34 X 75 (B09) FROM 00-00-00 THRU 12-16-90
5	097994-01-B40	EA CURTAIN WHOOK TOP 36 X 78 (B09) FROM 12-17-90 THRU 99-99-99
5	097994-03-B07	EA CURTAIN WHOOK TOP 34 X 75 (B07,B08,B22)
5	097994-03-B40	EA CURTAIN WHOOK TOP 34 X 75 (B09)
7	084755-57-B07	EA SHADE PULL-27 25, NO TRIM
8	093475-37-07A	EA BLIND-MINI,28" WIDE X 21" DROP (B07,B08,B09,B22) FROM 00-00-00 THRU 01-13-91
8	093475-37-01A	EA BLIND-MINI,28" WIDE X 21" DROP (B09) FROM 01-14-91 THRU 99-99-99
8	093475-37-09A	EA BLIND-MINI,28" WIDE X 21" DROP (B09,B22) FROM 01-14-91 THRU 99-99-99
	073260-42-B07	EA TIEBACK ASM- 6 X 18 (B07) FROM 00-00-00 THRU 10-04-90
	073260-42-B10	EA TIEBACK ASM- 6 X 18 (B07) FROM 10-05-90 THRU 99-99-99
	073260-42-B07	EA TIEBACK ASM- 6 X 18 (B08)
	073260-42-B09	EA TIEBACK ASM- 6 X 18 (B09)
	073260-42-B07	EA TIEBACK ASM- 6 X 18 (B22)

**1991 WINNEBAGO
TABLE OF CONTENTS**

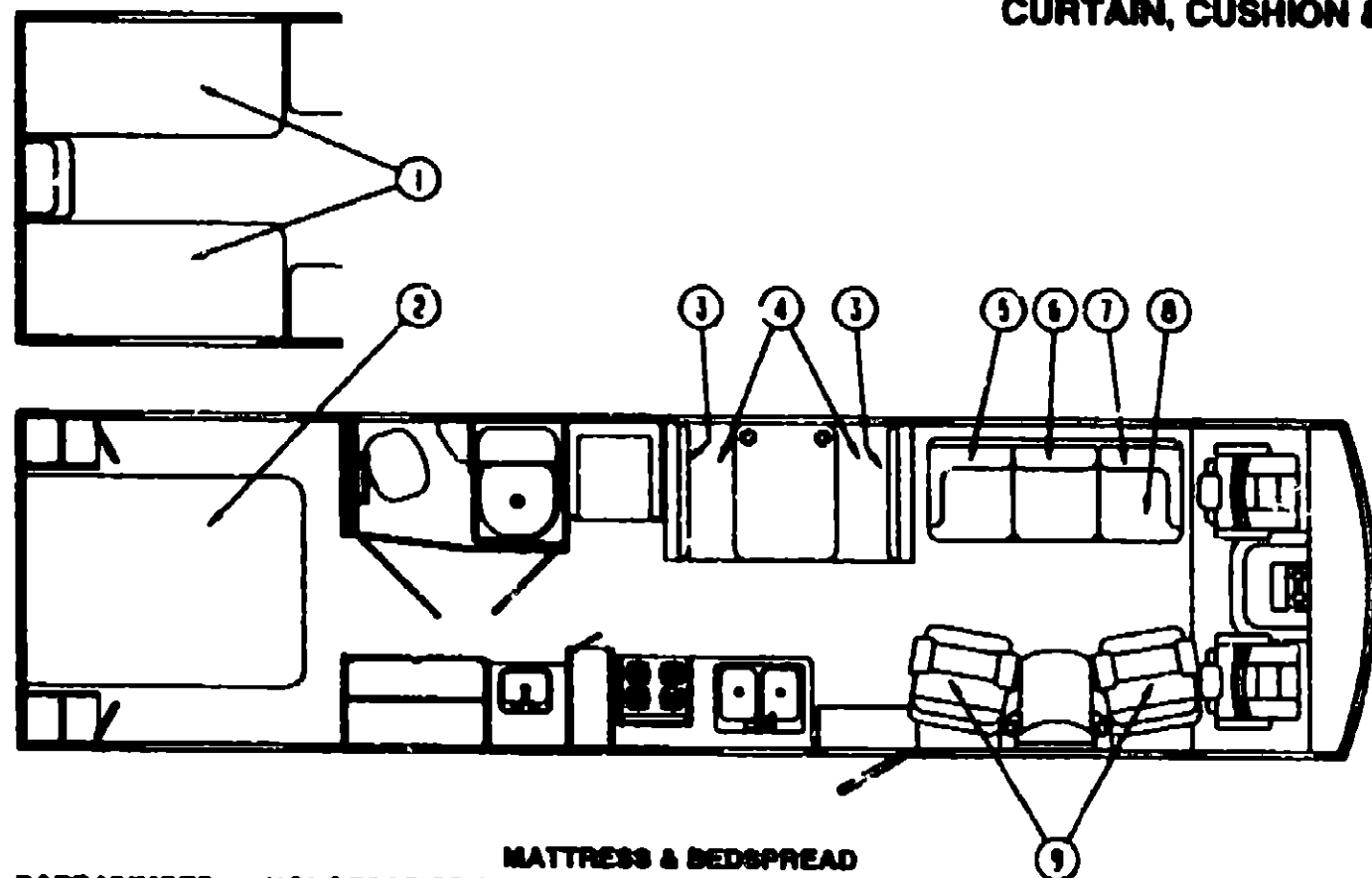
INTRODUCTION	A-01 - A-02
ABBREVIATIONS	A-03
ALPHABETICAL INDEX	A-04 - A-06
WCN36RO	A-07 - F-16
WFN36RA	F-17 - K-22

1991 WCN36RO INDEX

FLOOR PLAN	A-07 - A-08
ACCESSORIES	A-09 - A-18
BATH	A-19 - A-22
BEDROOM	A-23 - B-02
CHASSIS	B-03 - B-14
C C & PAD	B-15 - C-02
DINETTE	C-03 - C-04
DRIVERS	C-05 - C-12
ELECTRICAL	C-13 - C-20
EXTERIOR BODY	C-21 - D-04
GALLEY	D-05 - D-12
HEATING & A/C	D-13 - D-16
INTERIOR FINISH	D-17 - D-20
LABELS	D-21 - E-06
LP	E-07
LOUNGE	E-08 - E-09
SEALANTS & FASTENERS	E-10 - E-12
WATER & SEWAGE	E-13 - E-16
WINDOW, VENT AND EXTERIOR DOOR	E-17 - F-16

KEY	PART NUMBER	U/M DESCRIPTION
1	100281-17-B07	EA LEG ASM-RIGHT SIDE- W/O HOLE
1	100281-18-B07	EA LEG ASM-LEFT SIDE- W/O HOLE
1	096335 13 A86	EA BLIND-PLEATED,45 5 X 32,E-Z LIFT(B07,B22)
1	100281-17-B08	EA LEG ASM-RIGHT SIDE- W/O HOLE
1	100281-18-B08	EA LEG ASM-LEFT SIDE- W/O HOLE
1	096335 13 B08	EA BLIND-PLEATED,45 5 X 32,E-Z LIFT
1	100281-17-B09	EA LEG ASM-RIGHT SIDE- W/O HOLE
1	100281-18-B09	EA LEG ASM-LEFT SIDE- W/O HOLE
1	096335 13 B09	EA BLIND-PLEATED,45 5 X 32,E-Z LIFT
1	100281-17-B22	EA LEG ASM-RIGHT SIDE- W/O HOLE
1	100281-18-B22	EA LEG ASM-LEFT SIDE- W/O HOLE
2	100281-19-B07	EA LEG ASM-RIGHT SIDE
2	100281-20-B07	EA LEG ASM-LEFT SIDE
2	101189-01-B07	EA VALANCE- GATHERED - W/FABR TRIM,45° FROM 00-00-00 THRU 02-10-91
2	104169-02-B08	EA VALANCE GATHERED - W/FABR TRIM,45° FROM 02-11-91 THRU 99-99-99
2	096335-43-B07	EA BLIND-PLEATED,38 5 X 34 - E-Z LIFT (B07,B22)
2	100281-19-B08	EA LEG ASM-RIGHT SIDE
2	100281-20-B08	EA LEG ASM-LEFT SIDE
2	101189-01-B08	EA VALANCE- GATHERED - W/FABR TRIM,45° FROM 00-00-00 THRU 02-10-91
2	104169-02-B08	EA VALANCE- GATHERED - W/FABR TRIM,45° FROM 02-11-91 THRU 99-99-99
2	096335-43-B11	EA BLIND-PLEATED,38 5 X 34 - E-Z LIFT (B08)
2	100281-19-B09	EA LEG ASM-RIGHT SIDE
2	100281-20-B09	EA LEG ASM-LEFT SIDE
2	101189-01-B09	EA VALANCE- GATHERED - W/FABR TRIM,45° FROM 00-00-00 THRU 02-10-91
2	104169-02-B09	EA VALANCE- GATHERED - W/FABR TRIM,45° FROM 02-11-91 THRU 99-99-99
2	096335-43-B12	EA BLIND-PLEATED,38 5 X 34 - E-Z LIFT (B09)
2	100281-19-B22	EA LEG ASM-RIGHT SIDE
2	100281-20-B22	EA LEG ASM-LEFT SIDE

CURTAIN, CUSHION & PAD GROUP (CONTINUED)



BACKREST CUSHIONS

KEY	PART NUMBER	U/M DESCRIPTION
3	088927-79-807	EA CUSHION BACKREST-14 5 X 38 X 5
3	088927-79-808	EA CUSHION BACKREST-14 5 X 38 X 5
3	088927-79-809	EA CUSHION BACKREST-14 5 X 38 X 5
3	088927-79-840	EA CUSHION BACKREST-14 5 X 38 X 5 (B22)
3	M88927-79-807	EA COVER- BACKREST-14 5 X 38 X 5
3	M88927-79-808	EA COVER- BACKREST-14 5 X 38 X 5
3	M88927-79-809	EA COVER- BACKREST-14 5 X 38 X 5
3	M88927-79-840	EA COVER- BACKREST-14 5 X 38 X 5 (B22)

SEAT CUSHIONS

KEY	PART NUMBER	U/M DESCRIPTION
4	088927-87-807	EA CUSHION SEAT-23 X 38 X 5 - DINETTE
4	088927-87-808	EA CUSHION SEAT-23 X 38 X 5 - DINETTE
4	088927-87-809	EA CUSHION SEAT-23 X 38 X 5 - DINETTE
4	088927-87-840	EA CUSHION SEAT-23 X 38 X 5 - DINETTE (B22)
4	M88927-87-807	EA COVER-SEAT, DINETTE -22 X 38 X 5
4	M88927-87-808	EA COVER-SEAT, DINETTE -22 X 38 X 5
4	M88927-87-809	EA COVER-SEAT, DINETTE -22 X 38 X 5
4	M88927-87-840	EA COVER-SEAT, DINETTE -22 X 38 X 5 (B22)

DRIVERS SIDE COUCH

KEY	PART NUMBER	U/M DESCRIPTION
5	101175-02-807	EA CUSHION - BACK - ARM REST
5	101175-02-808	EA CUSHION - BACK - ARM REST
5	101175-02-809	EA CUSHION - BACK - ARM REST
5	101175-02-822	EA CUSHION - BACK - ARM REST
5	P01175-02-807	EA COVER - BACK CUSHION - ARM REST
5	P01175-02-808	EA COVER - BACK CUSHION - ARM REST
5	P01175-02-809	EA COVER - BACK CUSHION - ARM REST
5	P01175-02-822	EA COVER - BACK CUSHION - ARM REST
6	101175-03-807	EA CUSHION - BACK - CENTER
6	101175-03-808	EA CUSHION - BACK - CENTER
6	101175-03-809	EA CUSHION - BACK - CENTER
6	101175-03-822	EA CUSHION - BACK - CENTER
6	P01175-03-807	EA COVER - BACK CUSHION - CENTER
6	P01175-03-808	EA COVER - BACK CUSHION - CENTER
6	P01175-03-809	EA COVER - BACK CUSHION - CENTER
6	P01175-03-822	EA COVER - BACK CUSHION - CENTER
7	101175-01-807	EA CUSHION - BACK - ARM REST
7	101175-01-808	EA CUSHION - BACK - ARM REST
7	101175-01-809	EA CUSHION - BACK - ARM REST
7	101175-01-822	EA CUSHION - BACK - ARM REST
7	P01175-01-807	EA COVER - BACK CUSHION - ARM REST
7	P01175-01-808	EA COVER - BACK CUSHION - ARM REST
7	P01175-01-809	EA COVER - BACK CUSHION - ARM REST
7	P01175-01-822	EA COVER - BACK CUSHION - ARM REST
8	089007-05-807	EA SOFA SEAT-CUSHION
8	089007-05-808	EA SOFA SEAT-CUSHION
8	089007-05-809	EA SOFA SEAT-CUSHION
8	089007-05-822	EA SOFA SEAT-CUSHION
8	M89007-05-807	EA COVER ASM-CUSHION
8	M89007-05-808	EA COVER ASM-CUSHION
8	M89007-05-809	EA COVER ASM-CUSHION
8	M89007-05-822	EA COVER ASM-CUSHION
	079386-01-000	EA FRAME ASM-BED,CONTINENTAL
	079386-02-000	EA HARDWARE-KIT

MATTRESS & BEDSPREAD

KEY	PART NUMBER	U/M DESCRIPTION	
1	085365-07-807	EA BEDSPREAD-FITTED - 33",TWIN	
1	085365-07-808	EA BEDSPREAD-FITTED - 33",TWIN	FROM 00-00-00 THRU 02-11-91
1	085365-07-809	EA BEDSPREAD-FITTED - 33",TWIN	FROM 00-00-00 THRU 02-11-91
1	085365-07-B22	EA BEDSPREAD-FITTED - 33",TWIN	FROM 00-00-00 THRU 02-11-91
1	085365-13-807	EA BEDSPREAD-FITTED - 33",TWIN	FROM 00-00-00 THRU 02-11-91
1	085365-13-808	EA BEDSPREAD-FITTED - 33",TWIN	FROM 02-12-91 THRU 99-99-99
1	085365-13-809	EA BEDSPREAD-FITTED - 33",TWIN	FROM 02-12-91 THRU 99-99-99
1	085365-13-B22	EA BEDSPREAD-FITTED - 33",TWIN	FROM 02-12-91 THRU 99-99-99
	098175-01-000	EA MATTRESS-INNERSPRING, 32 X 74	FROM 02-12-91 THRU 99-99-99
2	083986-04-807	EA BEDSPREAD-FITTED - QUEEN - 60X75	FROM 00-00-00 THRU 02-10-91
2	083986-04-808	EA BEDSPREAD-FITTED - QUEEN - 60X75	FROM 00-00-00 THRU 02-10-91
2	083986-04-809	EA BEDSPREAD-FITTED - QUEEN - 60X75	FROM 00-00-00 THRU 02-10-91
2	083986-04-B22	EA BEDSPREAD-FITTED - QUEEN - 60X75	FROM 00-00-00 THRU 02-10-91
2	104170-02-807	EA BEDSPREAD-FITTED - QUEEN - 60X75	FROM 02-11-91 THRU 99-99-99
2	104170-02-808	EA BEDSPREAD-FITTED - QUEEN - 60X75	FROM 02-11-91 THRU 99-99-99
2	104170-02-809	EA BEDSPREAD-FITTED - QUEEN - 60X75	FROM 02-11-91 THRU 99-99-99
2	104170-02-B22	EA BEDSPREAD-FITTED - QUEEN - 60X75	FROM 02-11-91 THRU 99-99-99
	102181-01-807	EA PILLOW SHAM - 30X26	
	102181-01-876	EA PILLOW SHAM - 30X26	
	102181-01-809	EA PILLOW SHAM - 30X26	
	102181-01-B22	EA PILLOW SHAM - 30X26	
	098175-04-000	EA MATTRESS-INNERSPRING 59X74	

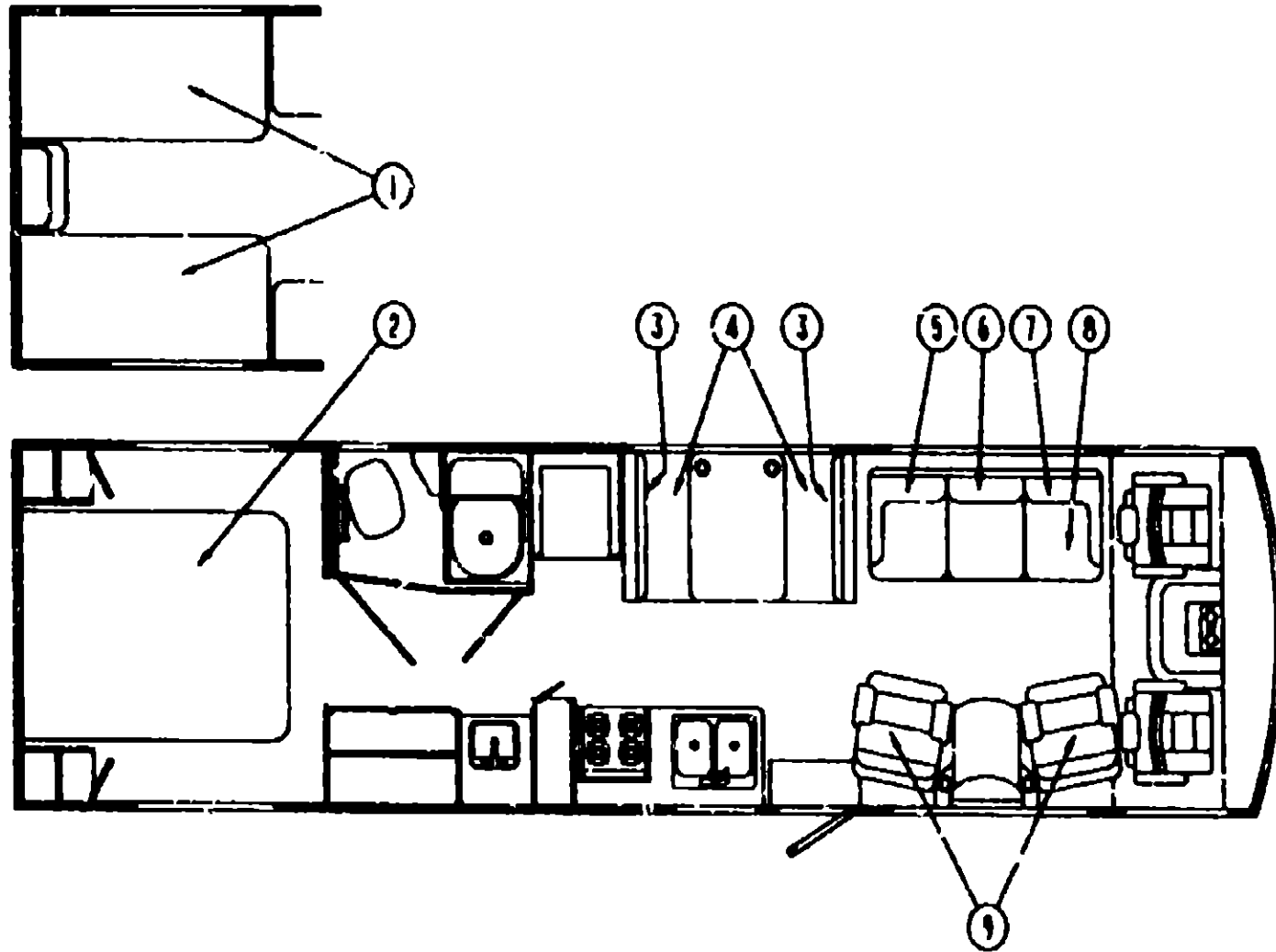
**1991 WINNEBAGO
TABLE OF CONTENTS**

INTRODUCTION	A-01 -	A-02
ABBREVIATIONS		A-03
ALPHABETICAL INDEX	A-04 -	A-06
WCN36RQ	A-07 -	F-18
WFN36RA	F-17 -	K-22

1991 WCN36RQ INDEX

FLOOR PLAN	A-07 -	A-08
ACCESSORIES	A-09 -	A-18
BATH	A-19 -	A-22
BEDROOM	A-23 -	B-02
CHASSIS	B-03 -	B-14
C C & PAD	B-15 -	C-02
DINETTE	C-03 -	C-04
DRIVERS	C-06 -	C-12
ELECTRICAL	C-13 -	C-20
EXTERIOR BODY	C-21 -	D-04
GALLEY	D-05 -	D-12
HEATING & A/C	D-13 -	D-16
INTERIOR FINISH	D-17 -	D-20
LABELS	D-21 -	E-08
LP		E-07
LOUNGE	E-08 -	E-09
SEALANTS & FASTENERS	E-10 -	E-12
WATER & SEWAGE	E-13 -	E-16
WINDOW, VENT AND EXTERIOR DOOR	E-17 -	F-18

CURTAIN, CUSHION & PAD GROUP (CONTINUED)



PASSENGER SIDE SWIVEL CHAIR

KEY	PART NUMBER	U/M	DESCRIPTION
Q	101178-01-B07	EA	CHNR ASM (B07,B22)
Q	101178-01-B08	EA	CHAIR ASM
Q	101178-01-B09	EA	CHAIR ASM
Q	P01178-01-B07	EA	COVER-CHAIR ASM (B07,B22)
Q	P01178-J1-B08	EA	COVER-CHAIR ASM
Q	P01178-01-B09	EA	COVER-CHAIR ASM
	101083-02-000	EA	FRAME-CHAIR, SWIVEL, W/RIGHT HAND ARM BRACKET
	101083-03-000	EA	FRAME-CHAIR, SWIVEL, W/LEFT HAND ARM BRACKET
	066368-04-000	EA	FRAME-CABLE,REMOTE SLICE
	068246-02-000	EA	ADJUSTER-SEAT/CHAIR, W/O LOCK - FORWARD & BACK
	068246-05-700	EA	SPRING-ADJUSTER, FOR REMOTE
	068246-05-000	EA	ADJUSTER-SEAT/CHAIR, W/REMOTE
	068246-05-700	EA	SPRING-ADJUSTER, FOR REMOTE
	068246-05-701	EA	CLIP-CABLE, FOR REMOTE
	093481-05-000	EA	TOP PLATE-PEDESTAL, W/LOCK
	093481-03-700	EA	SPRING(COIL)/FLYER W/REMOTE
	093481-03-701	EA	END CAP FLEVER
	093482-01-000	EA	SHROUD-PEDESTAL 13" - PLASTIC - BLACK
	093481-01-000	EA	BASE-PEDESTAL, W/6" EXTENSION

CURTAIN, CUSHION & PAD GROUP (CONTINUED)

BUNK CUSHION

KEY	PART NUMBER	U/M	DESCRIPTION
	079145-05-000	EA	CUSHION-BUNK
	M79145-05-000	EA	COVER, CUSHION - BUNK

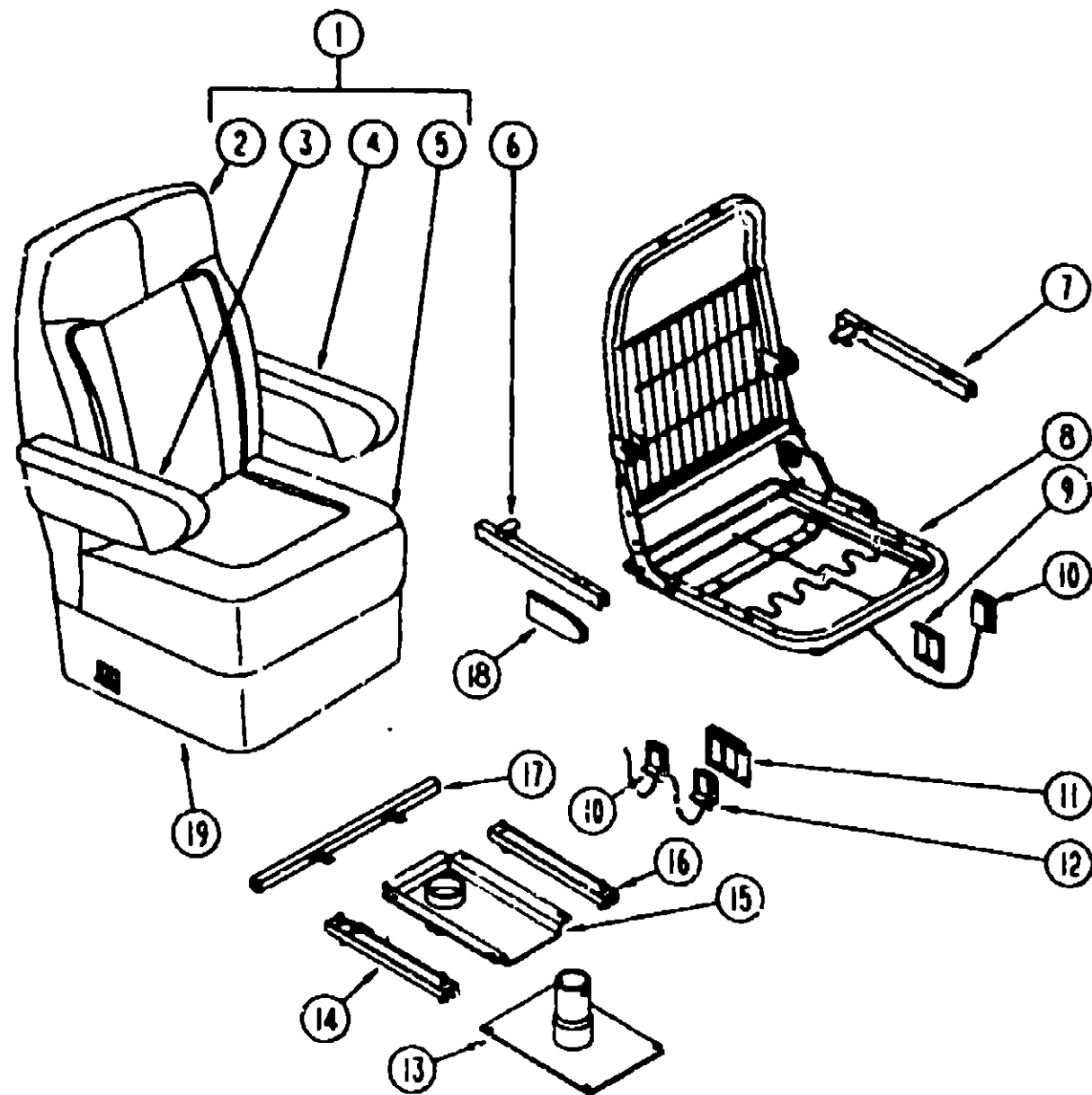
**1991 WINNEBAGO
TABLE OF CONTENTS**

INTRODUCTION	A-01 -	A-02
ABBREVIATIONS		A-03
ALPHABETICAL INDEX	A-04 -	A-05
WCN36RQ	A-07 -	F-16
WFN36RA	F-17 -	K-22

1991 WCN36RQ INDEX

FLOOR PLAN	A-07 -	A-08
ACCESSORIES	A-09 -	A-18
BATH	A-19 -	A-22
BEDROOM	A-23 -	B-02
CHASSIS	B-03 -	B-14
C C & PAD	B-15 -	C-02
DINETTE	C-03 -	C-04
DRIVERS	C-05 -	C-12
ELECTRICAL	C-13 -	C-20
EXTERIOR BODY	C-21 -	D-04
GALLEY	D-05 -	D-12
HEATING & AC	D-13 -	D-16
INTERIOR FINISH	D-17 -	D-20
LABELS	D-21 -	E-06
LP		E-07
LOUNGE	E-08 -	E-09
SEALANTS & FASTENERS	E-10 -	E-12
WATER & SEWAGE	E-13 -	E-16
WINDOW, VENT AND EXTERIOR DOOR	E-17 -	F-16

CURTAIN, CUSHION & PAD GROUP (CONTINUED)



DRIVER & PASSENGER BUCKET SEATS

KEY	PART NUMBER	U/M	DESCRIPTION
1	101171-01-B07	EA	SEAT-BUCKET, W/O BASE OR SKIRT
1	101171-01-B08	EA	SEAT-BUCKET, W/O BASE OR SKIRT
1	101171-01-B09	EA	SEAT-BUCKET, W/O BASE OR SKIRT
1	101171-01-B10	EA	SEAT-BUCKET, W/O BASE OR SKIRT - (B22)
2	M03445-24-B07	EA	COVER-BACK - (B07/B22)
2	M03445-24-B08	EA	COVER-BACK - (B08)
2	M03445-24-B09	EA	COVER-BACK - (B09)
3	080243-43-B07	EA	ARMREST - RIGHT SIDE - (B07/B22)
3	080243-43-B08	EA	ARMREST - RIGHT SIDE - (B08)
3	080243-43-B09	EA	ARMREST - RIGHT SIDE - (B09)
3	M80243-43-B07	EA	COVER-ARMREST - RIGHT SIDE - (B07/B22)
3	M80243-43-B08	EA	COVER-ARMREST - RIGHT SIDE - (B08)
3	M80243-43-B09	EA	COVER-ARMREST - RIGHT SIDE - (B09)
4	080243-44-B07	EA	ARMREST - LEFT SIDE - (B07/B22)
4	080243-44-B08	EA	ARMREST - LEFT SIDE - (B08)
4	080243-44-B09	EA	ARMREST - LEFT SIDE - (B09)
4	M80243-44-B07	EA	COVER-ARMREST - LEFT SIDE - (B07/B22)
4	M80243-44-B08	EA	COVER-ARMREST - LEFT SIDE - (B08)
4	M80243-44-B09	EA	COVER-ARMREST - LEFT SIDE - (B09)
5	M03445-25-B07	EA	COVER-SEAT - (B07/B22)
5	M03445-25-B08	EA	COVER-SEAT - (B08)
5	M03445-25-B09	EA	COVER-SEAT - (B09)

CURTAIN, CUSHION & PAD GROUP (CONTINUED)

DRIVER & PASSENGER BUCKET SEATS CONT

KEY	PART NUMBER	U/M	DESCRIPTION
6	101124-01-000	EA	CHANNEL-ARMREST, RIGHT HAND
7	101124-02-000	EA	CHANNEL-ARMREST, LEFT HAND
	081361-01-000	EA	ROD-ARMREST, METAL
8	M80908-05-000	EA	FRAME-SEAT, BACK & SPRING
	080731-02-000	EA	HINGE-SLAVE, RECLINER - LEFT HAND
	081332-01-000	EA	BRACKET-ARMREST, RIGHT HAND
	081362-02-000	EA	BRACKET-ARMREST, LEFT HAND
	101125-01-000	EA	RECLINER-SEATBACK, LEFT HAND REMOTE
9	097683-03-000	EA	BRACKET-CABLE
10	089368-04-000	EA	CABLE-SWIVEL, W/SWITCH - BUCKET SEAT
11	097683-02-000	EA	BRACKET-CABLE
12	089368-05-000	EA	CABLE-RECLINER, W/SWITCH - BUCKET SEAT
13	089585-08-000	EA	BASE-BUCKET SEAT, BOLTS TO FLOOR - VERTICAL 8"
14	089246-05-000	EA	ADJUSTER-SLIDE, W/LOCK - FORWARD & BACK
	089246-05-700	EA	SPRING-ADJUSTER, FOR REMOTE
	089246-01-701	EA	CLIP-CABLE, FOR REMOTE
15	093481-04-000	EA	TOP PLATE-PEDESTAL, BUCKET SEAT - W/O SEATBELT BAR
16	089246-02-000	EA	ADJUSTER-BUCKET SEAT W/O LOCK, FORWARD AND BACK
17	089585-29-000	EA	BAR-SEAT BELT, BUCKET SEATS - 20"
18	089368-08-000	EA	SHIELD-CABLE, REMOTE RECLINER - BUCKET SEAT
19	071126-24-AA1	EA	SKIRT-BUCKET SEAT - (B07/B22)
19	071126-24-B03	EA	SKIRT-BUCKET SEAT - (B08)
19	071126-24-B09	EA	SKIRT-BUCKET SEAT
	093921-01-000	EA	PLATE-PEDESTAL MOUNTING
	092759-01-000	EA	PEDESTAL-TELESCOPING, PASSENGER
	092759-01-700	EA	POWER HEAD F/TELESCOPING PEDESTAL

DRIVER POWERED SEAT OPTION L834M

KEY	PART NUMBER	U/M	DESCRIPTION
	089585-39-000	EA	PLATE-TOP, BUCKET SEAT - POWERED
	071126-26-AE8	EA	SKIRT-BUCKET SEAT - (B07/B22)
	071126-26-B08	EA	SKIRT-BUCKET SEAT
	071126-26-B09	EA	SKIRT-BUCKET SEAT
	081373-01-000	EA	UNIT-POWER, BUCKET SEAT - 6 WAY
	081373-01-700	EA	SWITCH-CONTROL, W/L BRACKET
	089585-37-000	EA	PLATE-SUB, VERTICAL - 5"
	096808-01-000	EA	SPACER-PEDESTAL, DRIVER

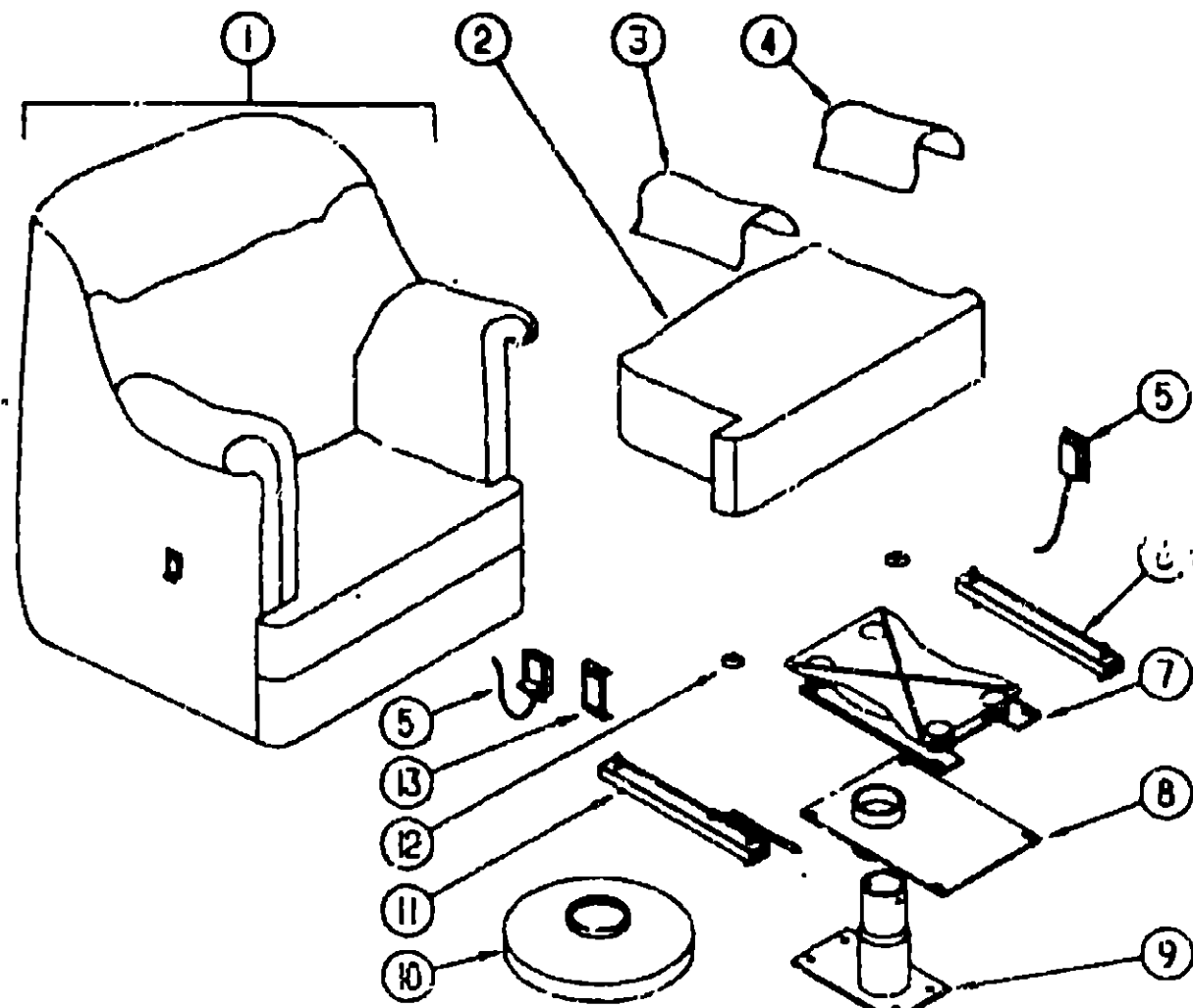
**1991 WINNEBAGO
TABLE OF CONTENTS**

INTRODUCTION	A-01 - A-02
ABBREVIATIONS	A-03
ALPHABETICAL INDEX	A-04 - A-06
WCN36RQ	A-07 - F-16
WFN36RA	F-17 - K-22

1991 WCN36RQ INDEX

FLOOR PLAN	A-07 - A-08
ACCESSORIES	A-09 - A-18
BATH	A-19 - A-22
BEDROOM	A-23 - B-02
CHASSIS	B-03 - B-14
C C & PAD	B-15 - C-02
DINETTE	C-03 - C-04
DRIVERS	C-05 - C-12
ELECTRICAL	C-13 - C-20
EXTERIOR BODY	C-21 - D-04
GALLEY	D-05 - D-12
HEATING & A/C	D-13 - D-16
INTERIOR FINISH	D-17 - D-20
LABELS	D-21 - E-06
LP	E-07
LOUNGE	E-08 - E-09
SEALANTS & FASTENERS	E-10 - E-12
WATER & SEWAGE	E-13 - E-16
WINDOW, VENT AND EXTERIOR DOOR	E-17 - F-16

CURTAIN, CUSHION & PAD GROUP (CONTINUED)



PASSENGER SIDE SWIVEL CHAIR

KEY	PART NUMBER	U/M	DESCRIPTION
1	101178-01-B07	EA	CHAIR-SWIVEL, W/O SEAT CUSHION OR ARMREST PROTECTORS - (B07/B22)
1	101178-01-B08	EA	CHAIR-SWIVEL, W/O SEAT CUSHION OR ARMREST PROTECTORS
1	101178-01-B09	EA	CHAIR-SWIVEL, W/O SEAT CUSHION OR ARMREST PROTECTORS
1	P01178-01-B07	EA	COVER-SWIVEL CHAIR - (B07/B22)
1	P01178-01-B08	EA	COVER-SWIVEL CHAIR
1	P01178-01-B09	EA	COVER-SWIVEL CHAIR
2	102754-01-B07	EA	CUSHION-SEAT, SWIVEL CHAIR - (B07/B22)
2	102754-01-B08	EA	CUSHION-SEAT, SWIVEL CHAIR
2	102754-01-B09	EA	CUSHION-SEAT, SWIVEL CHAIR
2	P02754-01-B07	EA	COVER SEAT CUSHION - (B07/B22)
2	P02754-01-B08	EA	COVER-SEAT CUSHION
2	P02754-01-B09	EA	COVER-SEAT CUSHION
3	P01178-25-B07	EA	PROTECTOR-RIGHT ARMREST, SWIVEL CHAIR - (B07/B22)
3	P01178-25-B08	EA	PROTECTOR-RIGHT ARMREST, SWIVEL CHAIR
3	P01178-25-B09	EA	PROTECTOR-RIGHT ARMREST, SWIVEL CHAIR
4	P01178-26-B07	EA	PROTECTOR-LEFT ARMREST, SWIVEL CHAIR - (B07/B22)
4	P01178-26-B08	EA	PROTECTOR-LEFT ARMREST, SWIVEL CHAIR
4	P01178-26-B09	EA	PROTECTOR-LEFT ARMREST, SWIVEL CHAIR
5	089368-04-000	EA	CABLE-SWIVEL, W/SWITCH - BUCKET SEAT
6	069246-02-000	EA	ADJUSTER-SEAT/CHAIR, W/O LOCK - FORWARD & BACK
7	101187-01-000	EA	ROCKER BOX-CHAIR, SWIVEL
8	093481-05-000	EA	TOP PLATE-PEDESTAL, W/LOCK
	053481-03-700	EA	SPRING(COIL)FL/EVER W/REMOTE
	093481-03-701	EA	END CAP FL/EVER
9	093481-01-000	EA	BASE-PEDESTAL, W/S' EXTENSION
10	093482-01-000	EA	SHROUD-PEDESTAL, 13" - PLASTIC - BLACK
11	069246-05-000	EA	ADJUSTER-SEAT/CHAIR, W/REMOTE - FORWARD & BACK
	069246-05-700	EA	SPRING-ADJUSTER, FOR REMOTE
	069246-05-701	EA	CLIP-CABLE, FOR REMOTE
12	007221-01-000	EA	WASHER-CONED, SEAT ADJUSTER SPACER
13	097683-03-000	EA	BRACKET-REMOTE, SIDE MOUNT
	007330-01-000	EA	BRACKET-STOP, SLIDING TRACK

CURTAIN, CUSHION & PAD GROUP (CONTINUED)
CURTAIN TRACKS AND HARDWARE

KEY	PART NUMBER	U/M	DESCRIPTION
	067919-04-01A	EA	TRACK-CURTAIN, WRAPAROUND - DRIVER - OFF WHITE
	097919-03-01A	EA	TRACK-CURTAIN, WRAPAROUND - PASSENGER - OFF WHITE
	091904-01-000	FT	TRACK-CURTAIN, LT BEIGE
	097625-01-000	EA	HOOK-DRAPERY
	048394-02-000	YD	VELCRO TAPE-HOOK, ADHESIVE BACK - 75" WIDE - BEIGE
	025092-01-000	EA	STUD-NICKEL FINISH-8031
	029093-01-000	EA	EYELET-NICKEL FINISH-8041
	029094-04-000	YD	TAPE-LOOP, 1 0" WIDE, BLACK
	029094-05-000	YD	TAPE-LOOP, 50" WIDE, BEIGE
	029098-03-000	YU	TAPE-HOOK, 1 0" WIDE, BLACK
	088278-01-000	EA	TAPE-DOUBLE SIDED, 1/2"
	087253-01-000	EA	PULL-ROLLER SHADE, PLASTIC - CLEAR
	084432-06-000	FT	SLAT, PLAS ROLLER SHADE 96"
	096843-01-000	EA	SPRING-REWIND, ROLLER SHADE
	084434-01-000	EA	BRACKET-MOUNTING, ROLLER SHADE - 1 3/8"
	089918-01-000	EA	MOUNT-WINDOW LEG, BLACK
	083170-01-000	EA	BRACKET-BLIND, REAR
	083170-02-000	EA	BRACKET-BLIND, FRONT
	076827-01-000	EA	BRACKET-CURTAIN, WOVENWOOD RT
	076827-02-000	EA	BRACKET-CURTAIN, WOVENWOOD LT
	097565-01-000	EA	BRACKET-MOUNTING, BLIND
	093475-01-700	EA	WAND-BLIND, W/METAL CLIP - 8" LONG
	093475-01-701	EA	END CAP-BLIND, W/STUD
	095591-01-000	EA	BRACKET-BLIND, HOLD-DOWN - W/PIN
	046867-01-000	EA	GROMMET-BRASS - 7/16" ID X 1" OD
	059797-02-000	EA	SHELL-BUTTON, PLASTIC - # 30
	069734-01-000	EA	BACK-BUTTON, DURASNAP - # 30
	078155-01-000	EA	STRAP-BACK CUSHION, SNAP
	029155-01-000	EA	CAP-SNAP, NICKEL
	029156-01-000	EA	SOCKET-SNAP FASTENER, NICKEL

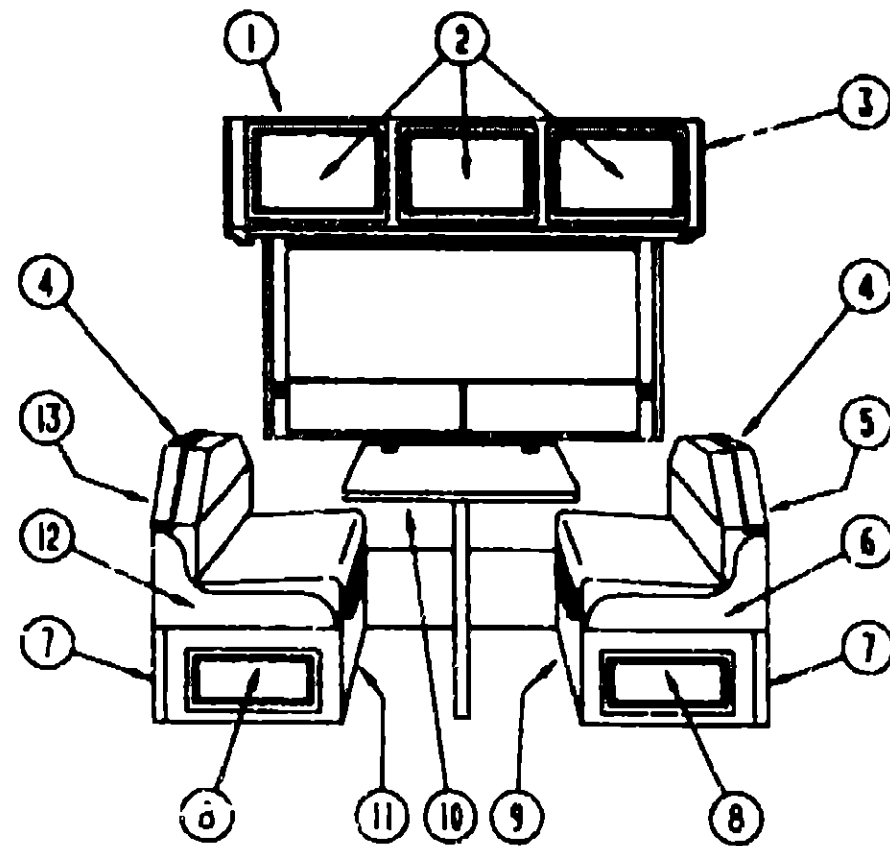
1991 WINNEBAGO
TABLE OF CONTENTS

INTRODUCTION	A-01 - A-02
ABBREVIATIONS	A-03
ALPHABETICAL INDEX	A-04 - A-08
WCN36RQ	A-07 - F-16
WCN36RA	F-17 - K-22

1991 WCN36RQ INDEX

FLOOR PLAN	A-07 - A-08
ACCESSORIES	A-09 - A-18
BATH	A-19 - A-22
BEDROOM	A-23 - B-02
CHASSIS	B-03 - B-14
C C & PAD	B-15 - C-02
DINETTE	C-03 - C-04
DRIVERS	C-05 - C-12
ELECTRICAL	C-13 - C-20
EXTERIOR BODY	C-21 - D-04
GALLEY	D-05 - D-12
HEATING & A/C	D-13 - D-16
INTERIOR FINISH	D-17 - D-20
LABELS	D-21 - E-06
LP	E-07
LOUNGE	E-08 - E-09
SEALANTS & FASTENERS	E-10 - E-12
WATER & SEWAGE	E-13 - E-16
WINDOW, VENT AND EXTERIOR DOOR	E-17 - F-16

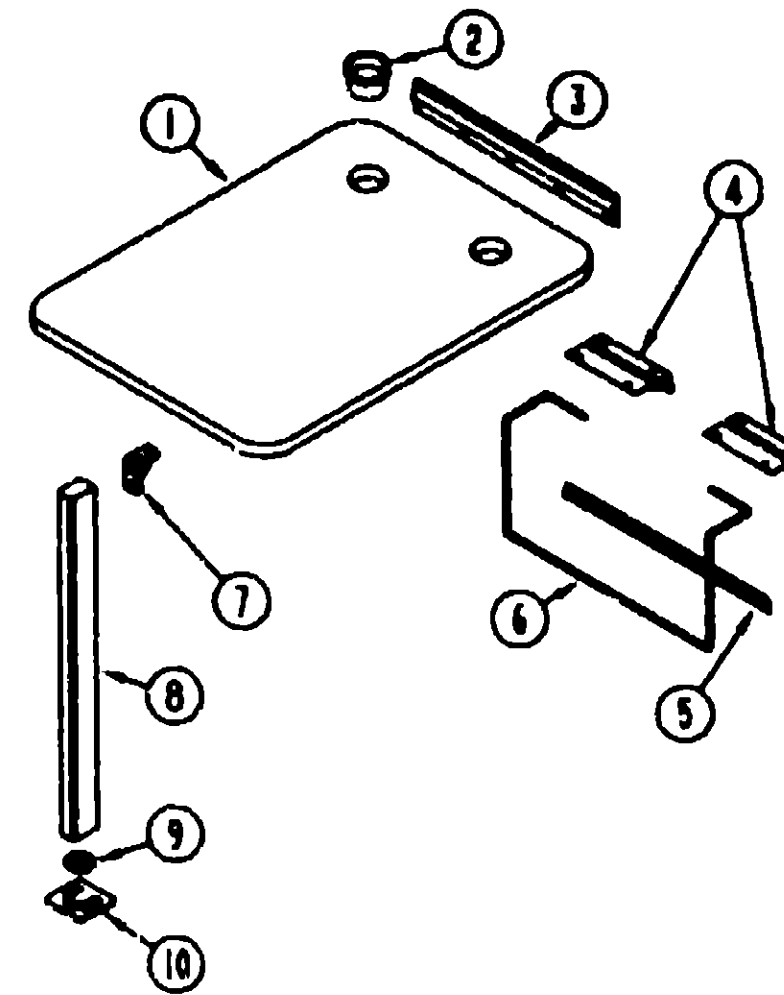
DINETTE GROUP



DINETTE CABINET & PADS

KEY PART NUMBER	U/M DESCRIPTION
1 M04154-20-B07	EA CABINET-OVERHEAD, DINETTE - W/O DOORS OR HARDWARE
2 F00520-01-B07	EA DOOR-CABINET, W/O HARDWARE - 14 4" X 21 9"
3 092747-01-B07	EA END CAP-CABINET, OVERHEAD - FRONT
4 098454-01-AE8	EA PAD-BACKREST TOP, DINETTE (B07,B22)
4 098454-01-B08	EA PAD-BACKREST TOP, DINETTE
4 098454-01-B09	EA PAD-BACKREST TOP, DINETTE
5 M04069-01-AB6	EA CABINET-BACKREST, FRONT - W/O DOORS OR HARDWARE
6 098432-01-AE8	EA PAD-SEAT EDGE, DINETTE - FRONT (B07,B22)
6 098432-01-B08	EA PAD-SEAT EDGE, DINETTE - FRONT
6 098432-01-B09	EA PAD-SEAT EDGE, DINETTE - FRONT
7 098433-01-AE8	EA PAD-SEATBASE EDGE, DINETTE (B07 B22)
7 098433-01-B08	EA PAD-SEATBASE EDGE, DINETTE
7 098433-01-B09	EA PAD-SEATBASE EDGE, DINETTE
8 F00520-19-B07	EA DOOR - CABINET SEATBASE 10" X 19"
9 M04070-01-B07	EA CABINET-SEATBASE, FRONT - W/O DOORS OR HARDWARE OR SEAT PADS
10 M02115-09-B03	EA TABLE-DINETTE, W/O HARDWARE
11 M04070-06-B07	EA CABINET-SEATBASE, REAR - W/O DOORS OR HARDWARE OR SEAT PADS
12 098432-02-AE8	EA PAD-SEAT EDGE, DINETTE - REAR (B07 B22)
12 098432-02-B08	EA PAD-SEAT EDGE, DINETTE - REAR
12 098432-02-B09	EA PAD-SEAT EDGE, DINETTE - REAR
13 M04069-06-AB6	EA CABINET-BACKREST, REAR - W/O DOORS OR HARDWARE
070578-01-B27	EA BUTTON SCREW-STUD, #30 VINYL (B07,B22)
070578-01-B05	EA BUTTON-SCREW STUD #30 (B08)
070578-01-B09	EA BUTTON ASM-#30 (B09)

DINETTE GROUP (CONTINUED)



DINETTE TABLE & COMPONENTS

KEY	PART NUMBER	U/M DESCRIPTION
1	M02115-09-B03	EA TABLE-DINETTE, W/O HARDWARE
	004354-01-000	EA BUMPER-CABINET DOOR, RUBBER - BROWN
2	064781-06-000	EA HOLDER-CUP, TWO STEP - OFF WHITE
3	053200-05-000	EA SUPPORT-TABLE, 23", BEIGE
4	088410-01-000	EA BRACKET-LIFT, TABLE MOUNTED - BEIGE
5	024281-07-000	EA BRACKET-LIFT ROD, LOWER WALL MOUNTED - 22 12" - BEIGE
6	024275-05-000	EA ROD-TABLE LIFT, 8" X 23" - BEIGE
7	093550-01-000	EA BRACKET-FOLDING LEG
8	092708-01-Y15	EA LEG-TABLE
9	092593-01-04A	EA CATCH-TABLE LEG, BEIGE
10	049493-08-000	EA FLOOR CATCH - TABLE LEG - TAN

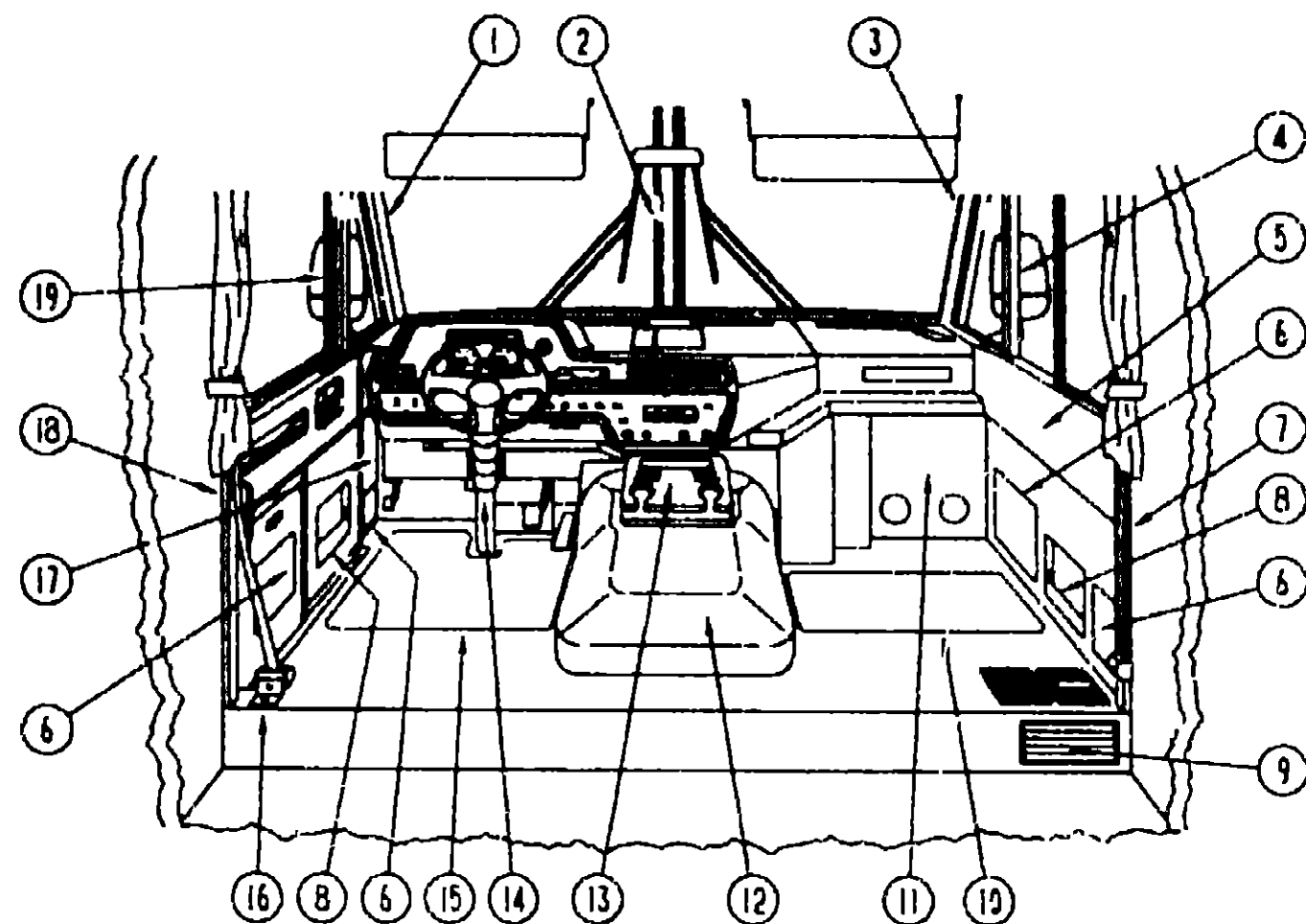
1991 WINNEBAGO TABLE OF CONTENTS

INTRODUCTION	A-01 -	A-02
ABBREVIATIONS		A-03
ALPHABETICAL INDEX	A-04 -	A-08
WCN36RQ	A-07 -	F-16
WFN36RA	F-17 -	K-22

1991 WCN36RQ INDEX

FLOOR PLAN	A-07 -	A-08
ACCESSORIES	A-09 -	A-18
BATH	A-19 -	A-22
BEDROOM	A-23 -	B-02
CHASSIS	B-03 -	B-14
C C & PAD	B-15 -	C-02
DINETTE	C-03 -	C-04
DRIVERS	C-05 -	C-12
ELECTRICAL	C-13 -	C-20
EXTERIOR BODY	C-21 -	D-04
GALLEY	D-05 -	D-12
HEATING & A/C	D-13 -	D-16
INTERIOR FINISH	D-17 -	D-20
LABELS	D-21 -	E-06
LP		E-07
LOUNGE	E-08 -	E-09
SEALANTS & FASTENERS	E-10 -	E-12
WATER & SEWAGE	E-13 -	E-16
WINDOW, VENT AND EXTERIOR DOOR	E-17 -	F-16

DRIVERS COMPARTMENT GROUP



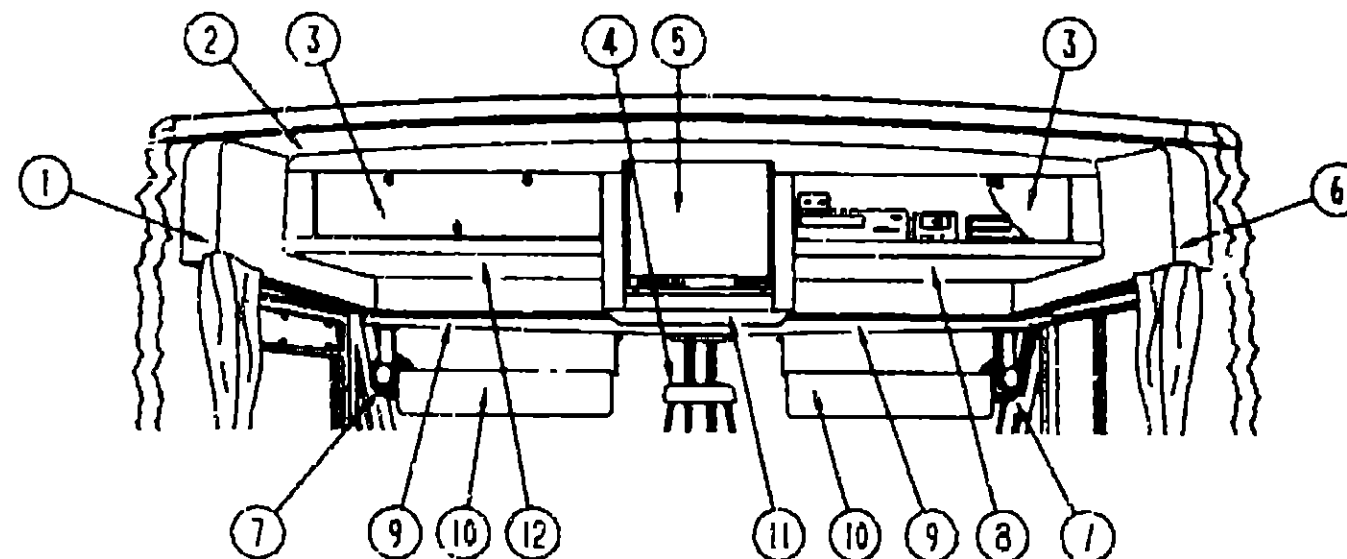
DRIVERS CAB AREA

KEY	PART NUMBER	U/M DESCRIPTION
1	092584-02-01A	EA COVER-A PILLAR, DRIVER - LIGHT FAWN
2	077144-07-000	EA COVER-CENTER PILLAR, WINDSHIELD - LIGHT FAWN
2	077144-03-000	EA COVER-CENTER PILLAR, WINDSHIELD - LIGHT FAWN - UNCUT
3	092584-01-01A	EA COVER-A PILLAR, PASSENGER - LIGHT FAWN
4	092585-01-01A	EA COVER-A PILLAR, PASSENGER SIDE - LIGHT FAWN
5	092582-01-01A	EA PANEL- PASSENGER SIDE - LIGHT FAWN
6	093195-01-AE6	EA PAD-DOOR (B07,B22)
6	093195-01-B08	EA PAD-DOOR (B08)
6	093195-01-B09	EA PAD-DOOR (B09)
7	097240-01-01A	EA COVER-B PILLAR, PASS - 58" X 2 1" - PLASTIC - OFF WHITE
8	097308-01-01A	EA COVER-MAP POCKET
9	093614-01-01A	EA GRILLE-RETURN AIR, FURNACE - 15 6" X 7.6" - BROWN
10	081202-01-000	EA MAT-FLOOR, FRONT - PASSENGER
	091739-01-000	EA PANEL-TOE KICK, PASSENGER SIDE
11	095757-01-B07	EA COVER-HEATER, W/2 LOUVERED OUTLETS - 10 2" X 17.5" (B07)
11	095757-01-B08	EA COVER-HEATER, W/2 LOUVERED OUTLETS - 10 2" X 17.5" (B08)
11	095757-01-B09	EA COVER-HEATER, W/2 LOUVERED OUTLETS - 10 2" X 17.5" (B09)
	024990-03-000	EA OUTLET DEFROSTER, W/SWIVEL - 2" DIA - GRAY
12	097552-01-000	EA COVER-MOTOR W/O CARPET
	075564-01-000	EA BRACKET-MOUNTING, MOTOR COVER
	092406-01-000	EA TRIM-MOTOR COVER, ALUMINUM
	039623-01-000	FT SEAL-MOTOR COVER, RUBBER BULB TYPE - BLACK
13	098132-01-AB6	EA TRAY-BEVERAGE, WOOD
	098911-01-01A	EA INSERT-BEVERAGE TRAY
	M04032-01-AB1	EA DOWEL-WOOD STAINED
	077920-02-000	EA WIRE ASM-BEVERAGE TRAY
14	078245-01-000	EA BOOT-STEERING COLUMN

FROM 00-00-00 THRU 02-10-91

DRIVERS COMPARTMENT GROUP (CONTINUED)
DRIVERS CAB AREA (CONTINUED)

KEY	PART NUMBER	U/M DESCRIPTION
14	103498-01-000	EA BOOT-STEERING COLUMN - BOTTOM FROM 02-11-91 THRU 99-99-99
14	103498-03-000	EA BOOT-STEERING COLUMN - TOP FROM 02-11-91 THRU 99-99-99
	096770-02-000	EA SUPPORT-STEERING COLUMN
15	081201-01-000	EA MAT-FLOOR, FRONT - DRIVER
	091739-02-000	EA PANEL-TOE KICK, DRIVER SIDE
16	091990-02-01A	EA BRACKET-SEAT BELT, DRIVERS - FLOOR MOUNT
17	092583-02-01A	EA PANEL-KICK, LOWER DRIVER SIDE - LIGHT FAWN
18	097238-01-01A	EA COVER-B PILLAR, DR - 58" X 2 2" - PLASTIC - OFF WHITE
	091990-01-01A	EA SEAT BELT-SHOULDER HARNESS - DRIVERS/PASSENGERS - BLACK
	091990-01-700	EA BOLT COVER
19	092585-02-01A	EA COVER HINGE PILLAR, DRIVER - LIGHT FAWN



DRIVERS CAB OVERHEAD

KEY	PART NUMBER	U/M DESCRIPTION
1	092471-04-01A	EA TRIM-SIDE, UPPER DRIVER - OFF WHITE - 33 1/4"
2	100898-01-B07	EA CABINET FACE, FRONT OVERHEAD
3	100708-03-000	EA DOOR-GLASS, W/O HARDWARE
	100710-01-01A	EA LOCK-TWIST TYPE, BRASS
	100711-01-01A	EA HINGE-GLASS DOOR, BRASS
	101272-01-000	EA CATCH-GLASS DOOR, BRASS
4	040714-01-700	EA MIRROR INSIDE REAR VIEW KIT
5	P00520-84-B07	EA DOOR-CABINET, CENTER OVERHEAD - W/O HARDWARE
6	092471-03-01A	EA TRIM-SIDE, UPPER PASSENGER - OFF WHITE - 33 1/4"
7	036420-02-000	EA FAN-DEFROSTER, 2 SPEED - 6" DIAMETER
	097372-03-01A	EA SWITCH-ON-OFF-ON
	000G39-08-245	EA SCREW-SF/DR, 8-18 X 1 1/2 PPH ZN
8	P00957-01-B07	EA SHELF-CABINET BASE, PASSENGER SIDE
9	093884-01-700	EA HEADLINER-FRONT, PLASTIC - OFF WHITES
10	082286-05-B07	EA SUNVISOR-DRIVER OR PASSENGER - OFF WHITE
	000G39-10-12D	EA SCREW-SF/DR, 10-16 X 3/4 PPH - BLACK
	102377-01-000	EA BRACKET-VISOR, 1 PIECE
	007211-01-300	EA HINGE-SUNVISOR
	074012-01-000	EA CLIP-SUNVISOR, SQUARE - PINCH ON
	085709-01-000	EA MOUNT-SUNVISOR, CLIP TYPE - BLACK
11	P00958-01-B07	EA SHELF-CABINET BASE, CENTER
	100954-01-000	EA SHELF-TV, STEEL
	101150-01-000	EA SUPPORT-SHELF, TV - PASSENGER SIDE - STEEL
	101150-02-000	EA SUPPORT-SHELF, TV - DRIVER SIDE - STEEL
12	P00957-02-B07	EA SHELF-CABINET BASE, DRIVER SIDE

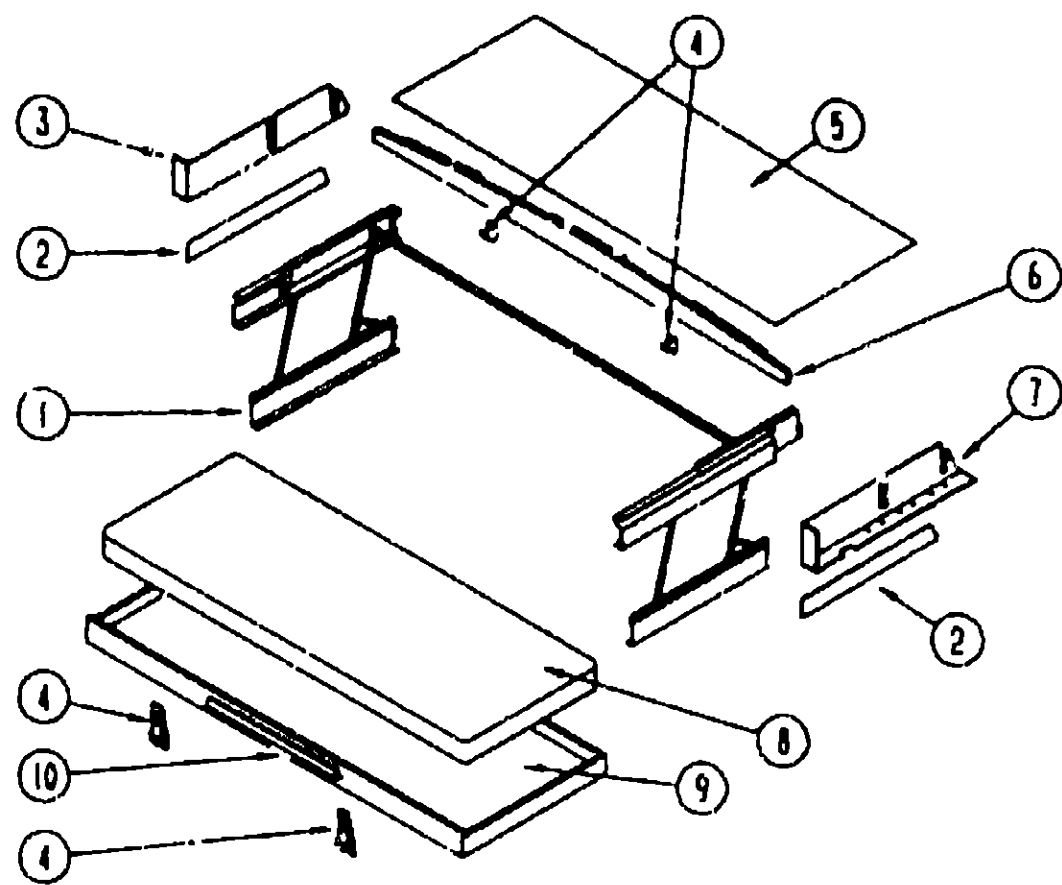
1991 WINNEBAGO
TABLE OF CONTENTS

INTRODUCTION	A-01 - A-02
ABBREVIATIONS	A-03
ALPHABETICAL INDEX	A-04 - A-06
WGN36RQ	A-07 - F-16
WGN36RA	F-17 - K-22

1991 WGN36RQ INDEX

FLOOR PLAN	A-07 - A-08
ACCESSORIES	A-09 - A-18
BATH	A-19 - A-22
BEDROOM	A-23 - B-02
CHASSIS	B-03 - B-14
C C & PAD	B-15 - C-02
DINETTE	C-03 - C-04
DRIVERS	C-05 - C-12
ELECTRICAL	C-13 - C-20
EXTERIOR BODY	C-21 - D-04
GALLEY	D-05 - D-12
HEATING & A/C	D-13 - D-16
INTERIOR FINISH	D-17 - D-20
LABELS	D-21 - E-06
LP	E-07
LOUNGE	E-08 - E-09
SEALANTS & FASTENERS	E-10 - E-12
WATER & SEWAGE	E-13 - E-16
WINDOW, VENT AND	
EXTERIOR DOOR	E-17 - F-16

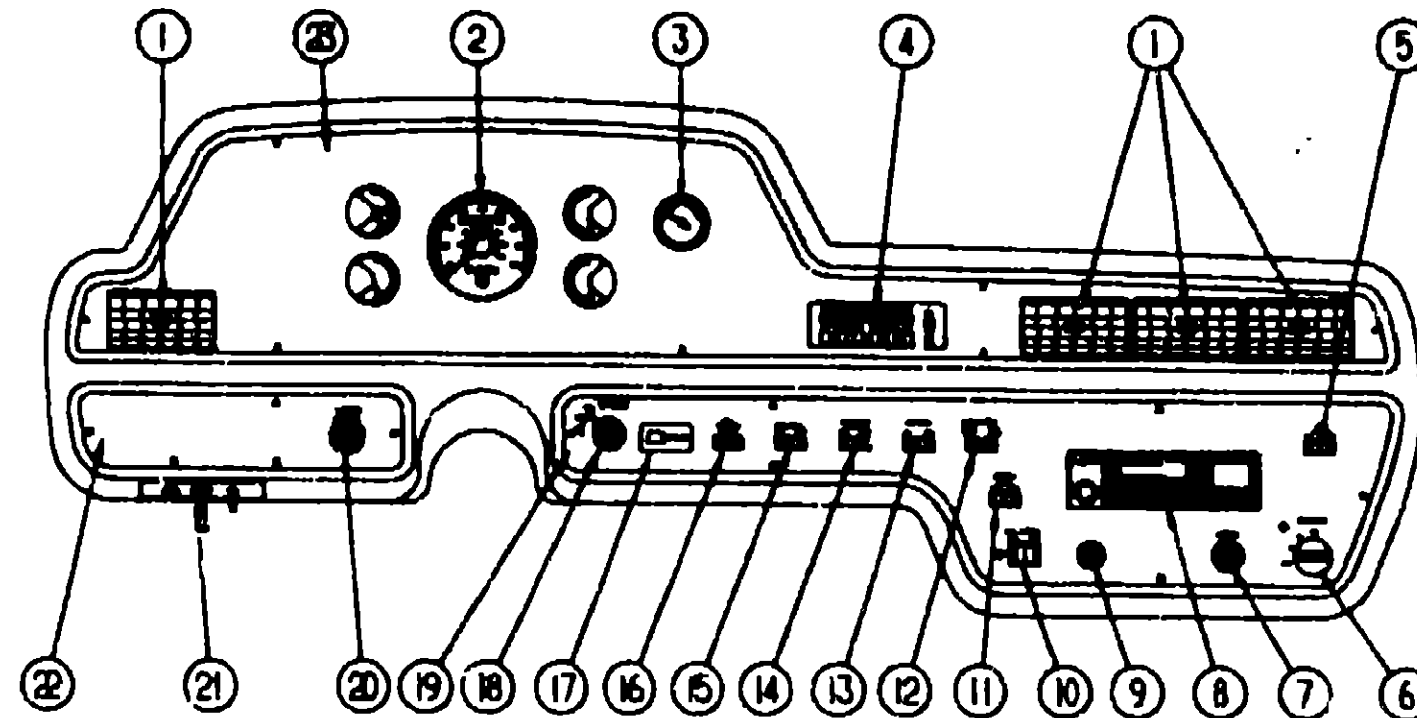
DRIVERS COMPARTMENT GROUP (CONTINUED)



FRONT BUNK-SINGLE

KEY	PART NUMBER	U/M DESCRIPTION
1	076760-02-000	EA BUNK HARDWARE
	075760-02-700	EA SPRING-GAS-BUNK HARDWARE
2	092472-02-01A	EA TRIM-SIDE, SIDE - LOWER DR & PASS - 15 5" LONG - OFF WHITE
3	092471-02-01A	EA TRIM-SIDE, UPPER DRIVER - OFF WHITE - 33 1/4"
4	042541-04-000	EA LATCH-W/STRIKE - BRASS
4	042541-05-000	EA STRIKE-BRASS
	049465-04-000	EA SCREW, 10-16 X 1 PTH W/WASHER - BEIGE
	075943-02-000	EA BRACE ANGLE, W/HOLES - 1" X 1 5" X 14" - ALUMINUM - BEIGE
5	069352-03-000	YD VINYL-FABRIC, 54" WIDE - CEILING
	093884-01-700	EA HEADLINER-FRONT, PLASTIC - OFF WHITE
	100423-01-01A	EA PLATE-MOUNTING, TRIANGLE SHAPED - PLASTIC
6	M93065-01-Y12	EA BOARD-BUNK, TRIM - CEILING MOUNTED
	016604-03-000	EA BRACE-L/ANGLED, 2 5" - BEIGE
7	092471-01-01A	EA TRIM-SIDE, UPPER PASSENGER - OFF WHITE - 33 1/4"
8	079145-05-000	EA CUSHION-BUNK, OVERHEAD - 30" X 73" X 4"
	M79145-05-000	EA COVER-BUNK CUSHION, OVERHEAD - 30" X 73" X 4"
9	081717-04-Y12	EA BED-BUNK, FRONT
10	094658-01-Y12	EA HANDLE-BUNK, OAK

DRIVERS COMPARTMENT GROUP (CONTINUED)



INSTRUMENT PANEL (FORD)

KEY	PART NUMBER	U/M DESCRIPTION
1	076783-02-000	EA LOUVER ASM-ADJUSTABLE VENT - AIR CONDITIONING
2	094796-01-000	EA INSTRUMENT CLUSTER (CANADIAN)
2	N/A	EA INSTRUMENT CLUSTER (US CHASSIS SUPPLIED)
3	024480-04-000	EA VACUUM GAUGE
4	072341-01-710	EA CONTROL HEAD ASM-W/O DECAL - AIR CONDITIONING
	072341-01-722	EA DECAL ASM-CONTROL HEAD
5	097372-01-01A	EA MAP LIGHT SWITCH
6	087202-02-000	EA SWITCH-W/O KNOB, 4 POSITION
	090977-01-000	EA KNOB-SWITCH, ROTARY
7	089294-01-000	EA CIGARETTE LIGHTER
8	097459-01-000	EA RADIO-AM/FM STEREO, CASSETTE (STANDARD)
	097460-02-000	EA RADIO-AM/FM STEREO, CASSETTE - W/ELECTRONIC TUNE (OPTIONAL)
9	085759-01-000	EA LIGHT-WARNING, "LOW AIR"
10	086272-02-000	EA AUXILIARY BATTERY DISCONNECT SWITCH
11	097372-05-01A	EA BATTERY MODE SWITCH
12	097372-08-01A	EA RADIO POWER SWITCH
13	097372-01-01A	EA AIR HORN SWITCH
14	097372-03-01A	EA AUXILIARY DEFROST FAN SWITCH
15	097372-01-01A	EA FOG LIGHT SWITCH
16	097372-07-01A	EA ICC COURTESY BLINK SWITCH
17	N/A	EA OVERDRIVE CANCEL SWITCH (CHASSIS SUPPLIED)
18	091206-02-000	EA WINDSHIELD WIPER/WASHER SWITCH
19	101024-03-01A	EA BEZEL ASM - INSTRUMENT PANEL, LOWER - RIGHT - (FORD)
20	096675-01-000	EA HEADLIGHT SWITCH
21	051057-03-000	EA SEARCHLIGHT SWITCH
21	051057-04-000	EA SEARCHLIGHT SWITCH
		FROM 00-00-00 THRU 01-20-91
		FROM 01-21-91 THRU 99-99-99
22	101025-02-01A	EA BEZEL ASM - INSTRUMENT PANEL, LOWER - LEFT - (FORD)
23	100602-03-02A	EA BEZEL ASM - INSTRUMENT PANEL - UPPER (FORD)
		FROM 00-00-00 THRU 08-11-91
23	100602-06-01A	EA BEZEL ASM - INSTRUMENT PANEL - UPPER - NO APPLIQUE - (FORD)
		FROM 08-12-91 THRU 99-99-99
23	100602-09-02A	EA APPLIQUE-BEZEL - INSTRUMENT PANEL - SUNFLYER - (FORD)
		FROM 08-12-91 THRU 99-99-99

**1991 WINNEBAGO
TABLE OF CONTENTS**

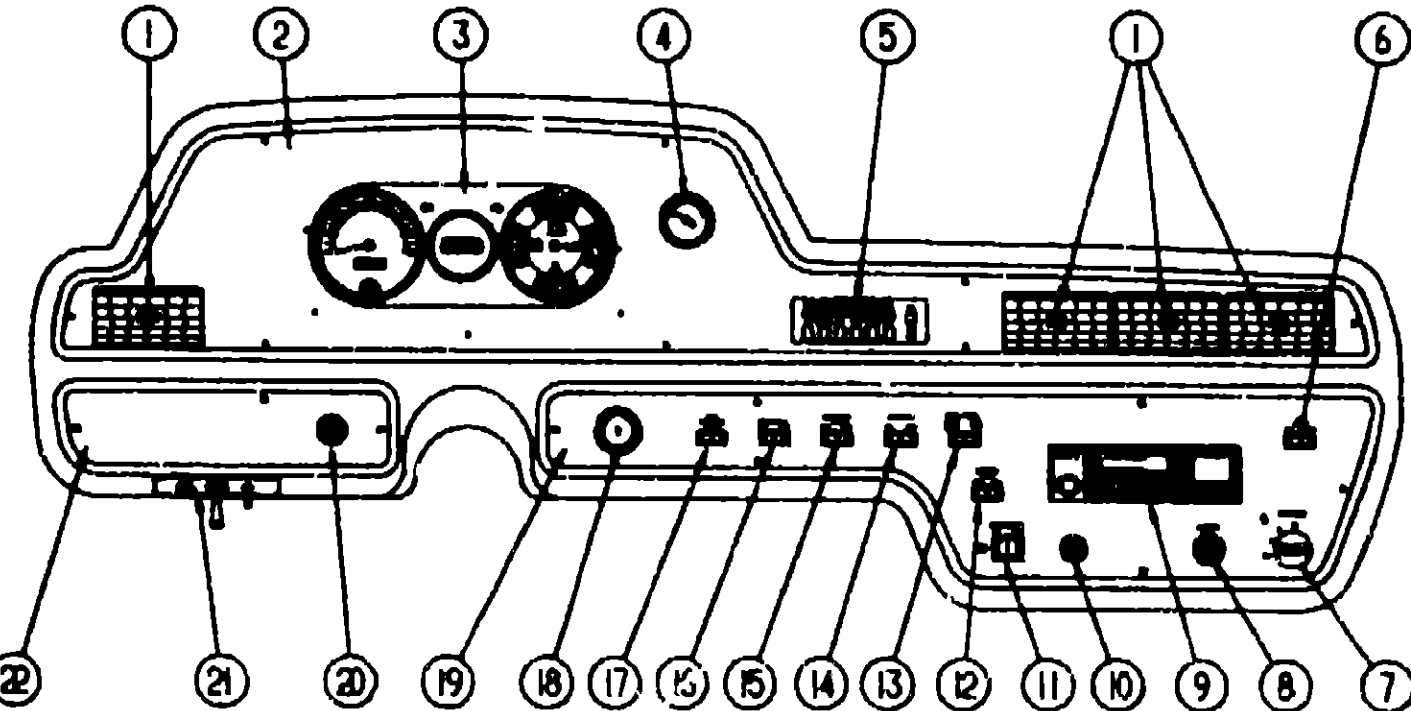
INTRODUCTION	A-01 - A-02
ABBREVIATIONS	A-03
ALPHABETICAL INDEX	A-04 - A-06
WCN36RQ	A-07 - F-18
WFN36RA	F-17 - K-22

1991 WCN36RQ INDEX

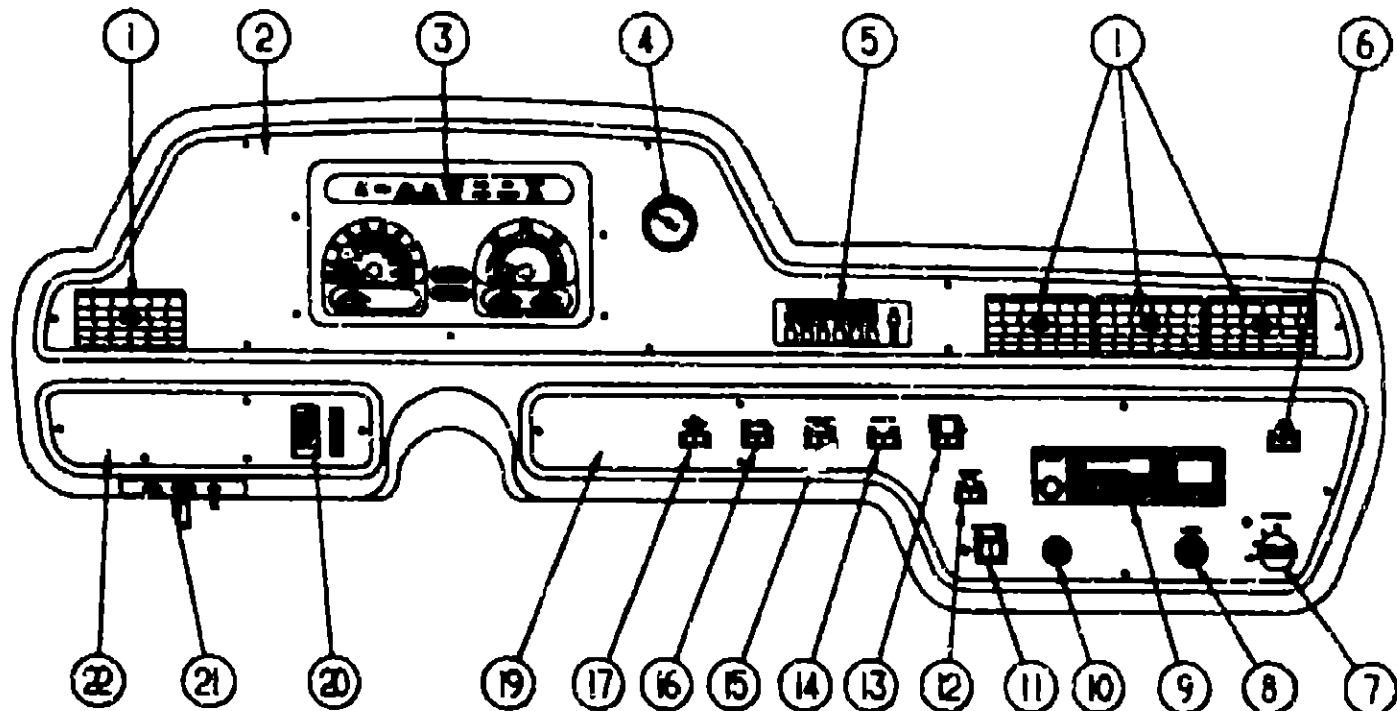
FLOOR PLAN	A-07 - A-08
ACCESSORIES	A-09 - A-18
BATH	A-19 - A-22
BEDROOM	A-23 - B-02
CHASSIS	B-03 - B-14
C C & PAD	B-15 - C-02
DINETTE	C-03 - C-04
DRIVERS	C-05 - C-12
ELECTRICAL	C-13 - C-20
EXTERIOR BODY	C-21 - D-04
GALLEY	D-05 - D-12
HEATING & A/C	D-13 - D-16
INTERIOR FINISH	D-17 - D-20
LABELS	D-21 - E-08
LP	E-07
LOUNGE	E-08 - E-09
SEALANTS & FASTENERS	E-10 - E-12
WATER & SEWAGE	E-13 - E-16
WINDOW, VENT AND EXTERIOR DOOR	E-17 - F-16

DRIVERS COMPARTMENT GROUP (CONTINUED)
DASH SWITCHES, GAUGES & COMPONENTS

1990 CLASSIC (CHEVY)



1991 CHASSIS (CHEVY)



KEY	PART NUMBER	U/M	DESCRIPTION
1	075783-02-000	EA	LOUVER ASM - ADJUSTABLE VENT - AIR CONDITIONING
2	100802-01-02A	EA	BEZEL ASM - INSTRUMENT PANEL - UPPER (90 CHASSIS) FROM: 00-00-00 THRU: 04-01-91
2	100802-02-02A	EA	BEZEL ASM - INSTRUMENT PANEL - UPPER (91 CHASSIS) FROM: 04-02-91 THRU: 04-21-91
2	100802-05-01A	EA	BEZEL ASM - INSTRUMENT PANEL - UPPER (91 CHASSIS) FROM: 04-22-91 THRU: 99-99-99
2	100802-08-02A	EA	APPLIQUE-BEZEL - INSTRUMENT PANEL - W/BLACK CHIEFTAIN (91 CHASSIS) FROM: 04-22-91 THRU: 99-99-99
3	N/A	EA	INSTRUMENT CLUSTER - GAS (US) IS SUPPLIED BY CHASSIS MANUFACTURER
3	094796-01-000	EA	INSTRUMENT CLUSTER - GAS (CANADIAN) (90 CHASSIS) FROM: 00-00-00 THRU: 04-01-91
3	094796-03-000	EA	INSTRUMENT CLUSTER - GAS (CANADIAN) (91 CHASSIS) FROM: 04-02-91 THRU: 99-99-99
4	0244E J-04-000	EA	VACUUM GAUGE
5	072341-01-710	EA	CONTROL HEAD ASM. - W/O DECAL - AIR CONDITIONING
5	072341-01-722	EA	DECAL ASM. - CONTROL HEAD
6	097372-01-01A	EA	SWTCH-MAP LIGHT
7	090979-01-000	EA	PLUG-INSTRUMENT PANEL, 45" DIA
7	087202-02-000	EA	SWTCH-REAR AUTO HEATER
7	090977-01-000	EA	KNOB-REAR AUTO HEATER SWITCH
8	089294-01-000	EA	LIGHTER-CIGARETTE
9	097459-01-000	EA	RADIO-AM/FM STEREO, CASSETTE
9	097460-02-000	EA	RADIO-AM/FM STEREO, CASSETTE W/ELECTRONIC TUNE
10	085759-01-000	EA	LIGHT-WARNING, "LOW AIR"
11	086272-02-000	EA	SWTCH-BATTERY DISCONNECT
11	081087-01-000	EA	LIGHT ASM. - INDICATOR, JENSEN
12	097372-05-01A	EA	SWTCH-DUAL BATTERY
13	097372-08-01A	EA	SWTCH-RADIO POWER
14	097372-06-01A	EA	SWTCH-BLANK
15	097372-06-01A	EA	SWTCH-BLANK
15	097372-03-01A	EA	SWTCH-AUXILIARY FANS
16	097372-06-01A	EA	SWTCH-BLANK
17	097372-07-01A	EA	SWTCH-COURTESY BLINKERS
18	N/A	EA	SWTCH-IGNITION (CHASSIS PROVIDED)
19	101024-01-01A	EA	INSTRUMENT PANEL, LOWER - RIGHT (90 CHASSIS) FROM: 00-00-00 THRU: 04-01-91
19	101024-02-01A	EA	INSTRUMENT PANEL, LOWER - RIGHT (91 CHASSIS) FROM: 04-02-91 THRU: 99-99-99
20	N/A	EA	SWTCH-HEADLAMP (CHASSIS PROVIDED)
21	051057-03-000	EA	SEARCHLIGHT SWITCH FROM: 00-00-00 THRU: 01-20-91
21	051057-04-000	EA	SEARCHLIGHT SWITCH FROM: 01-21-91 THRU: 99-99-99
22	101025-02-01A	EA	BEZEL ASM - INSTRUMENT PANEL, LOWER - LEFT (90 CHASSIS) FROM: 00-00-00 THRU: 04-01-91
22	101025-04-01A	EA	BEZEL ASM - INSTRUMENT PANEL, LOWER - LEFT (91 CHASSIS) FROM: 04-02-91 THRU: 99-99-99
	075788-01-000	EA	SOCKET-MINI BAYONET LAMP
	075788-02-000	EA	CYLINDER-CARDBOARD, LAMP
	075788-03-000	EA	LAMP PLATE ASM
	075788-04-000	EA	LAMP PLATE ASM - TURN SIGNAL
	077031-01-000	EA	FILM-BLACK, 1" X 1.75"
	077031-02-000	EA	FILM-AMBER, 1" X 1.75"

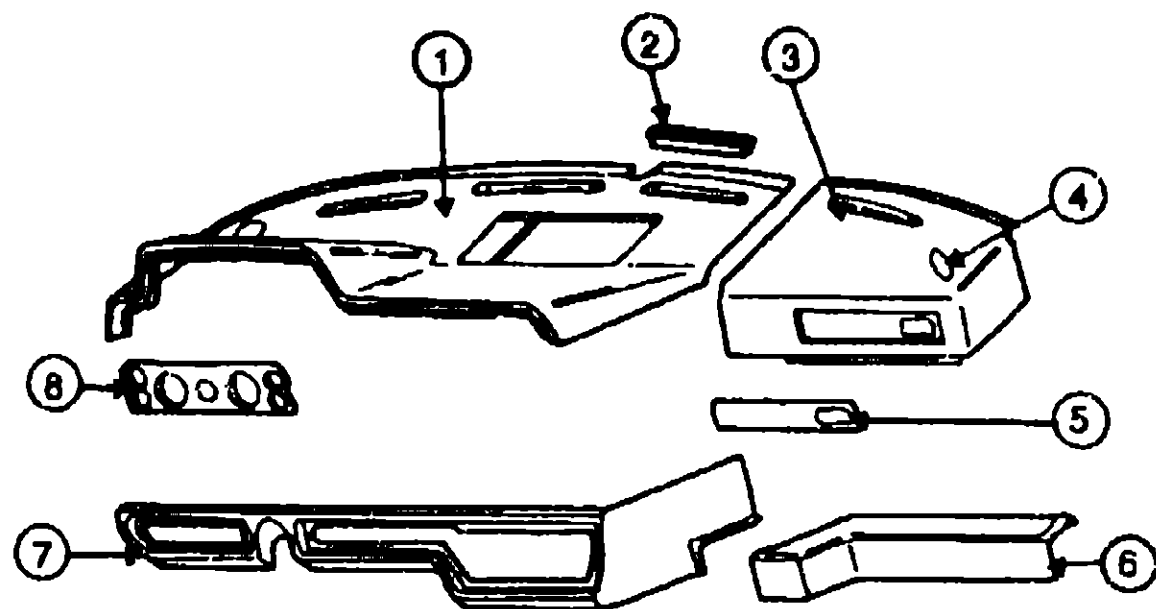
1991 WINNEBAGO
TABLE OF CONTENTS

INTRODUCTION	A-01 - A-02
ABBREVIATIONS	A-03
ALPHABETICAL INDEX	A-04 - A-06
WCN36RQ	A-07 - F-16
WFN36RA	F-17 - K-22

1991 WCN36RQ INDEX

FLOOR PLAN	A-07 - A-08
ACCESSORIES	A-09 - A-18
BATH	A-19 - A-22
BEDROOM	A-23 - B-02
CHASSIS	B-03 - B-14
C C & PAD	B-15 - C-02
DINETTE	C-03 - C-04
DRIVERS	C-05 - C-12
ELECTRICAL	C-13 - C-20
EXTERIOR BODY	C-21 - D-04
GALLEY	D-05 - D-12
HEATING & AC	D-13 - D-16
INTERIOR FINISH	D-17 - D-20
LABELS	D-21 - E-06
LP	E-07
LOUNGE	E-08 - E-09
SEALANTS & FASTENERS	E-10 - E-12
WATER & SEWAGE	E-13 - E-16
WINDOW, VENT AND EXTERIOR DOOR	E-17 - F-16

DRIVERS COMPARTMENT GROUP (CONTINUED)



DASH & INSTRUMENT PANELS

KEY	PART NUMBER	U/M DESCRIPTION
1	102122-01-007	EA DASH-INSTRUMENT PANEL, UPPER - LEFT FROM 00-00-00 THRU 01-27-91
1	102122-02-007	EA DASH-INSTRUMENT PANEL, UPPER - LEFT FROM 01-28-91 THRU 99-99-99
2	091930-02-000	EA DUCT-DEFROSTER, W/O SIDE OUTL ARA 0571020 FROM 00-00-00 THRU 07-22-90
2	091930-03-000	EA DUCT-DEFROSTER, W/O SIDE OUTLET - ARE 0571109 FROM 07-22-90 THRU 05-12-91
2	103017-01-000	EA PLENUM-DEFROSTER FROM 05-13-91 THRU 99-99-99
2	077075-01-000	EA GASKET-INSTRUMENT PANEL TO DEFROSTER PLENUM, 6" X 11 3"
2	077075-02-000	EA GASKET-INSTRUMENT PANEL TO DEFROSTER PLENUM, 6" X 10 2"
3	085252-02-Y10	EA DASH-INSTRUMENT PANEL, UPPER - RIGHT
4	073741-03-000	EA SPEAKER-OVAL, 4" X 6"
4	073741-04-000	EA GRILLE-OVAL SPEAKER, 4" X 6"
5	076797-03-000	EA INSTRUMENT PANEL, RIGHT - MATTE
6	076734-05-000	EA INSTRUMENT PANEL, TRAY - RIGHT
7	101055-01-01A	EA DASH ASM - INSTRUMENT PANEL, LOWER - LEFT
	076067-01-000	EA BRACKET-V* LIPPED, 3 5" X 1" - STEEL - W/O SCREW HOLE
	076067-02-000	EA BRACKET-V* LIPPED, 3 4" X 1" - STEEL - W/SCREW HOLE
	076072-01-000	EA BRACKET-V* LIPPED, 2 7" X 1" - STEEL - W/O SCREW HOLE
	077001-01-000	EA ANGLE-MOUNTING, ROOF PANEL - V* ANGLE - 3" X 2 4" X 1 5"
8	077353-01-000	EA SHROUD-INSTRUMENT CLUSTER, 20" X 5 1" - PLASTIC - BLACK
8	077353-09-000	EA SHROUD-INSTRUMENT CLUSTER, 20" X 5 1" - PLASTIC - BLACK (W/GENERATOR)

DRIVERS COMPARTMENT GROUP (CONTINUED)

DASH COMPONENTS

KEY	PART NUMBER	U/M DESCRIPTION
	097372-0F-01A	EA SWITCH-BLANK
	088241-03-000	EA SWITCH-BLANK
	078084-01-000	EA SWITCH-ON/OFF, ROCKER - BROWN
	097372-03-01A	EA SWITCH-AUXILIARY FANS
	083912-02-000	EA RELAY-CANISTER, SPDT - W/RESISTOR
	088272-02-000	EA SWITCH-ROCKER, DPDT - 3 POSITION
	081087-01-000	EA LIGHT ASM - INDICATOR, JENSEN
	076788-01-000	EA SOCKET-MINI BAYONET LAMP
	076788-02-000	EA CYLINDER-CARDBOARD, LAMP
	076788-03-000	EA LAMP PLATE ASM
	076788-04-000	EA LAMP PLATE ASM - TURN SIGNAL
	087201-01-000	EA LIGHT-DUMP VALVE
	088476-01-000	EA SOCKET-CONNECTOR
	077031-01-000	EA FILM-BLACK, 1" X 1.75"
	077031-02-000	EA FILM AMBER, 1" X 1.75"
	077075-01-000	EA GASKET-INSTRUMENT PANEL TO DEFROSTER PLENUM, 6" X 11 3"
	077075-02-000	EA GASKET-INSTRUMENT PANEL TO DEFROSTER PLENUM, 6" X 10 2"
	091930-02-000	EA DUCT-DEFROSTER, W/O SIDE OUTL ARA 0571020 FROM 00-00-00 THRU 07-22-90
	091930-03-000	EA DUCT-DEFROSTER, W/O SIDE OUTLET - ARE 0571109 FROM 07-22-90 THRU 05-12-91
	103017-01-000	EA PLENUM-DEFROSTER FROM 05-13-91 THRU 99-99-99
	024990-01-000	EA OUTLET-DEFROSTER, W/SWIVEL - 2" - TAN
	090979-01-000	EA PLUG-INSTRUMENT PANEL
	081914-01-000	EA BUMPER-RUBBER, ROUND - .43" DIA - BLACK
	086285-01-000	EA SPACER - NYLON, .5" OD X .257" ID
	079382-01-000	EA SCREW-SOCKET, 8-18 X 1" - BLACK
	079C83-03-000	EA SCREW-SF/DR, 8-20 X 1 PL WASHER - BEIGE

**1991 WINNEBAGO
TABLE OF CONTENTS**

INTRODUCTION	A-01 -	A-02
ABBREVIATIONS		A-03
ALPHABETICAL INDEX	A-04 -	A-08
WCN36RQ	A-07 -	F-16
WFN36RA	I-17 -	K-22

1991 WCN36RQ INDEX

FLOOR PLAN	A-07 -	A-08
ACCESSORIES	A-09 -	A-18
BATH	A-19 -	A-22
BEDROOM	A-23 -	B-02
CHASSIS	B-03 -	B-14
C C & PAD	B-15 -	C-02
DINETTE	C-03 -	C-04
DRIVERS	C-05 -	C-12
ELECTRICAL	C-13 -	C-20
EXTERIOR BODY	C-21 -	D-04
GALLEY	D-05 -	D-12
HEATING & A/C	D-13 -	D-16
INTERIOR FINISH	D-17 -	D-20
LABELS	D-21 -	E-06
LP		E-07
LOUNGE	E-08 -	E-09
SEALANTS & FASTENERS	E-10 -	E-12
WATER & SEWAGE	E-13 -	E-16
WINDOW, VENT AND EXTERIOR DOOR	E-17 -	F-16

ELECTRICAL GROUP
ELECTRICAL CONVERSION OPTION

KEY	PART NUMBER	U/M	DESCRIPTION
	008054-01-000	EA	CORD-POWER, 10/3 WIRE - 30 AMP - 25'
	000G11-08-088	EA	SCREW, 8-18 X 1/2 PPH ZN
	000G11-10-108	EA	SCREW, 10-18 X 1 - PPH ZN
	000G87-10-128	EA	SCREW, 10-12 X 3/4 - PPH ZN
	008026-01-000	FT	WIRE-12/2, ROMEX - W/GROUND
	008289-01-000	EA	BOX-ELECTRIC, STEEL - 1/2" AND 3/4" KNOCKOUTS - 4" X 4"
	008311-01-000	EA	CONNECTOR-WIRE NUT, INSULATED - RED
	008314-01-000	EA	CONNECTOR-WIRE NUT, INSULATED - GRAY
	008312-01-000	EA	CONNECTOR-WIRE-NUT, INSULATED - BLUE
	008326-01-000	EA	TERMINAL-RING, 12/10 WIRE - #10 STUD FIT
	008331-01-000	EA	TERMINAL-RING, TONGUE - #4 WIRE - 3/8" STUD - COPPER
	008348-01-000	EA	TERMINAL-RING-2 3/8" STUD
	008355-01-000	EA	CONNECTOR-CABLE CLAMPING, 3/4"
	008358-01-000	EA	CONNECTOR-PLASTIC, 3/8" AVG
	010497-01-000	EA	CLAMP-CLOSED, 5/8 ID
	041953-01-000	FT	CONDUIT-CONVOLUTE SLIT .50ID
	073937-03-000	EA	SWITCH-ROTARY SELECTOR, 3 DECK - A/C - CA20-USA892
	073937-01-700	EA	KNOB-ROTARY SWITCH-A/C SEL
	074890-01-000	EA	BOX-EXTENSION, STEEL - OPEN SIDES - 4" X 4" X 1 1/2"
	008294-01-000	EA	COVER-ELECTRICAL BOX, STEEL/BLANK - 4" X 4" - GRAY
	074897-01-000	EA	COVER PLATE, MODIFIED
	091213-01-000	EA	BOX-CIRCUIT BREAKER- W/KNOCKOUTS - 5 3/4" X 11 8" X 2 5/8"
	092615-01-000	EA	CONVERTER-40 AMP, W/CHARGER - B-W 32400P
	094809-01-000	EA	LOAD CENTER-240 VOLT, 125 AMP
	094810-01-000	EA	CIRCUIT BREAKER DOUBLE 30 AMP, GE THQL2130
	094811-01-000	EA	CIRCUIT BREAKER-DOUBLE 20 AMP, GE THQL2120

INTERIOR LIGHTS

KEY	PART NUMBER	U/M	DESCRIPTION
	091937-04-000	EA	LIGHT-FLUORESCENT, 12 V - RECESSED - THIN-LITE
	091937-02-000	EA	LENS-LIGHT FLUORESCENT 12V
	091937-03-000	EA	BULB-LIGHT FLUORESCENT 12V
	078424-02-000	EA	LIGHT-FLUORESCENT, 12V DC - 18" - ALMOND
	078424-02-701	EA	LENS-LIGHT, FLUORESCENT - 18"
	082169-01-000	EA	LIGHT-MAKE-UP, 3 BULB - JENSEN X148-16BR
	081633-01-700	EA	BULB-MAKE UP LIGHT, JENSEN
	033508-02-000	EA	LIGHT-DOME IVORY 1 BULB US
			FROM 00-00-00 THRU 09-03-89
	033509-02-000	EA	LIGHT-DOME IVORY 2 BULB US
			FROM 00-00-00 THRU 09-03-89
	098024-01-01A	EA	LIGHT-DOME 1 BULB US IVORY
			FROM 09-04-89 THRU 01-01-90
	098024-02-01A	EA	LIGHT-DOME 1 BULB CSA IVORY
			FROM 09-04-89 THRU 01-01-90
	098024-03-01A	EA	LIGHT-DOME 2 BULB US IVORY
			FROM 09-04-89 THRU 01-01-90
	087694-01-000	EA	LIGHT-WARDROBE/CLOSET, W/SWITCH
	087694-01-700	EA	BULB
	098024-01-01A	EA	LIGHT-DOME, 1 BULB - US - IVORY
	098024-01-700	EA	LENS-DOME LIGHT
	008218-01-000	EA	BULB-DOME LIGHT, 12V - NUMBER 1141
	081424-01-000	EA	LIGHT-AISLE, 12V - RECTANGULAR
	008103-01-000	EA	BULB-AISLE LIGHT, NUMBER 53 - 12 V - 12 AMP
	085201-06-000	EA	SHADE-LAMP, W/GOLD TRIM - PARCHMENT
	085202-11-000	EA	LAMP-WALL, W/O SHADE - BRASS
	087479-01-000	EA	BULB-12V, NUMBER 1076 - WALL LAMP
	090353-05-000	EA	LIGHT-READING, DOUBLE - BLACK
	072353-08-000	EA	LIGHT-READING, 360 SWIVEL BRASS-TAN SWITCH
	008103-01-000	EA	BULB-AISLE LIGHT, NUMBER 53 - 12 V - 12 AMP
	082686-07-000	EA	SHADE-LAMP, TABLE
	082686-09-000	EA	LAMP-TABLE, W/O SHADE - ACRYLIC
	087479-01-000	EA	BULB-12V, NUMBER 1076 - WALL LAMP
	083978-01-000	EA	WASHER-MOUNTING LAMP
	082686-05-000	EA	LAMP-TABLE, BRASS

ELECTRICAL GROUP (CONTINUED)
EXTERIOR LIGHTS

KEY	PART NUMBER	U/M	DESCRIPTION
	008089-01-000	EA	LIGHT-PORCH-RECESSED
			FROM 00-00-00 THRU 04-08-90
	008089-01-700	EA	LENS-LIGHT, RECESSED - PORCH
	091981-01-000	EA	GASKET-PORCH LIGHT
			FROM 00-00-00 THRU 04-08-90
	097917-01-02A	EA	LIGHT-PORCH, BEIGE
			FROM 04-09-90 THRU 99-99-99
	097917-01-700	EA	LENS-LIGHT, PORCH
	042405-03-000	EA	BASE-CLEARANCE/SIDEMARKER LIGHT - RECTANGULAR
	042405-02-000	EA	LENS-CLEARANCE/SIDEMARKER LIGHT - FRONT - W/REFLEX - AMBER
	036196-01-000	EA	BULB-12V - #194 - 27AMP
	091983-01-000	EA	GASKET-SIDE MARKER LIGHT
	089289-02-000	EA	LIGHT-SIDE MARKER, AMBER - DRIVER OR PASSENGER
	089289-02-700	EA	LENS ONLY AMBER - DRIVER OR PASSENGER
	036196-01-000	EA	BULB-12V - #194 - 27AMP
	089292-01-000	EA	LIGHT-TURN, AMBER
	037935-01-000	EA	BULB-LAMP, NUMBER 1157 - 12 V - 2.1 AMP
	070907-01-000	EA	HEADLAMP CAPSULE ASM-RECTANGULAR, GM# 5988097
	074048-01-000	EA	INSERT-KNURLED, BRASS - #8-32 - FOR HEADLIGHT SCREWS
	049359-01-000	EA	SPRING-HEADLAMP RETAINER, GM # 498098
	073308-01-000	EA	SCREW-ADJUSTING, HEADLAMP
	091838-01-01A	EA	BEZEL-HEADLAMP, PASSENGER - BLACK
	091838-02-01A	EA	BEZEL-HEADLAMP, DRIVER - BLACK
	063749-02-000	EA	HOUSING-HEADLAMP, 2 BULB
	081250-02-000	EA	LIGHT-CLEARANCE, CAB MARKER - W/RED LENS
	081250-02-700	EA	LENS ONLY, RED
	036196-01-000	EA	BULB-12V - #194 - 27AMP
	081437-01-000	EA	BRACKET-CLEARANCE LIGHT, L SHAPED METAL
	077955-01-000	EA	J CLIP-VINYL COATED, 3/8"
	079378-01-000	EA	TERMINAL-WEDGE BASE, 18 AWG
	089289-01-000	EA	LIGHT-CLEARANCE, SIDE - W/RED LENS
	089289-01-700	EA	LENS-CLEARANCE LIGHT, RED
	036196-01-000	EA	BULB-12V - #194 - 27AMP
	089291-01-000	EA	LIGHT-TURN, W/RED LENS
	037935-01-000	EA	BULB-LAMP, NUMBER 1157 - 12 V - 2.1 AMP
	089290-01-000	EA	LIGHT-BACKUP, W/RED & CLEAR LENS
	037934-01-000	EA	BULB-12V NO1156 2.10AMP
	067789-02-000	EA	SOCKET-LAMP
	076795-01-000	EA	LIGHT-LICENSE PLATE, GM# 912368
	081250-01-000	EA	LIGHT-FRONT CLEARANCE, AMBER - LENS AND BASE ONLY
			FROM 00-00-00 THRU 09-09-90
	081437-01-000	EA	BRACKET-CLEARANCE LIGHT, L SHAPED METAL
	036196-01-000	EA	BULB-12V - #194 - 27AMP
	102520-01-000	EA	LIGHT-CLEARANCE, AMBER
			FROM 09-10-90 THRU 99-99-99
	102541-01-000	EA	GASKET-CLEARANCE LIGHT
	102582-01-000	EA	BRACKET-LIGHT, CLEARANCE
			FROM 09-10-90 THRU 99-99-99
	036196-01-000	EA	BULB-12V - #194 - 27AMP
	097201-01-000	EA	LIGHT-DUMP VALVE

1991 WINNEBAGO
TABLE OF CONTENTS

INTRODUCTION	A-01	A-02
ABBREVIATIONS		A-03
ALPHABETICAL INDEX	A-04	A-08
WCN36RQ	A-07	F-16
WFN36RA	F-17	K-22

1991 WCN36RQ INDEX

FLOOR PLAN	A-07	A-08
ACCESSORIES	A-09	A-18
BATH	A-19	A-22
BEDROOM	A-23	B-02
CHASSIS	B-03	B-14
C C & PAD	B-15	C-02
DINETTE	C-03	C-04
DRIVERS	C-05	C-12
ELECTRICAL	C-13	C-20
EXTERIOR BODY	C-21	D-04
GALLEY	D-05	D-12
HEATING & A/C	D-13	D-16
INTERIOR FINISH	D-17	D-20
LABELS	D-21	E-06
LP		E-07
LOUNGE	E-08	E-09
SEALANTS & FASTENERS	E-10	E-12
WATER & SEWAGE	E-13	E-16
WINDOW, VENT AND EXTERIOR DOOR	E-17	F-16

ELECTRICAL GROUP (CONTINUED)

FORD OPTION

KEY	PART NUMBER	U/M DESCRIPTION
	083749-02-000	EA HOUSING-HEADLAMP, 2 BULB
	088874-01-000	EA NUT-HEADLAMP, BLACK
	088875-01-000	EA KNOB-HEADLAMP, W/SHAFT
	088476-01-000	EA SOCKET-CONNECTOR
	038198-01-000	EA BULB-12V - #194 - .27AMP
	058028-01-000	EA CONNECTOR-ELECTRICAL PIGTAIL, NYLON - CLEAR
	035418-04-000	EA TERMINAL-RING #10 STUD FIT, INSULATED BARREL #18/14
	087789-02-000	EA SOCKET-LAMP
	077955-01-000	EA J CLIP-VINYL COATED, 3/8" USED IN WIRING TO CLEARANCE LIGHTS
	035418-04-000	EA TERMINAL-RING #10 STUD FIT, INSULATED BARREL #18/14
	041953-01-000	FT CONDUIT-CONVOLUTE SLIT .50ID
	041953-01-000	FT CONDUIT-CONVOLUTED SLIT.625ID
	041953-03-000	FT CONDUIT-CONVOLUTED SLIT, 1" ID (CLOTHES ROD COVER)
	041953-06-000	FT CONDUIT-CONVOLUTE,SLIT .375
	041953-07-000	FT CONDUIT-CONVOLUTED,SLIT, 25ID
	047443-01-000	EA TERMINAL- 250 RECEPTACLE FIT, INSULATED - 16/14 AWG
	087745-02-000	EA HOUSING-RECEPTACLE, TRAILER - 48" WIRE LENGTH
	079090-01-000	EA CONNECTOR-MOLDED, 12/2 LEAD
	079378-01-000	EA TERMINAL-WEDGE BASE, 18 AWG NEEDED TO ATTACH BULB TO SIDEMARKER AND CLEARANCE LIGHTS
	088473-08-000	EA HOUSING-PIN, 4 POSITION
	088474-09-000	EA HOUSING-SOCKET
	088475-01-000	EA PIN-CONNECTOR
	088476-01-000	EA SOCKET-CONNECTOR
	087744-02-000	EA HOUSING-TRAILER PIN, 48"
	087746-01-000	EA HOUSING CAP-TRAILER PIN
	007633-01-000	EA FLASHER-SIGNAL STAT
	008188-01-000	EA SOLENOID-3 POST, BATTERY CHANGE OVER
	008211-01-000	EA BREAKER-CIRCUIT, 12V - 6AMP
	008343-02-000	EA TIE-WIRE, 14"
	024458-J4-000	EA GAUGE-VOLTMETER
	058028-01-000	EA CONNECTOR-ELECTRICAL PIGTAIL, NYLON - CLEAR
	062601-05-000	EA FUSE-15 AMPS,AUTOMOTIVE
	063749-02-000	EA HOUSING-HEADLAMP, 2 BULB
	063912-02-000	EA RELAY-CANISTER,SPDT W/RESIST
	073328-F2-000	EA CABLE-8 GA, BLACK
	008037-01-000	FT CABLE-BATTERY, 1AWG - STRANDED - BLACK
	008348-01-000	EA TERMINAL-RING, 3/8" STUD - #2 WIRE CONNECTS CABLE TO BATT DISC RELAY AND BATTERY
	081087-01-000	EA LIGHT ASM-INDICATOR
	086273-01-000	EA RELAY-BATTERY DISCONNECT
	086285-01-000	EA SPACER-NYLON, .5" OD X .257" ID
	086298-01-000	EA WIRE-BATTERY DISCONNECT, RED
	086298-02-000	EA WIRE-BATTERY DISCONNECT, GREEN
	047443-01-000	EA TERMINAL- 250 RECEPTACLE FIT, INSULATED - 16/14 AWG
	088474-06-000	EA SOCKET-HOUSING, 6 POSITION (2 ROWS OF THREE)
	088476-01-000	EA SOCKET-CONNECTOR
	082786-01-000	EA BUSS BAR-2.1" LONG
	092786-02-000	EA BUSS BAR-3.3" LONG
	008331-01-000	EA TERMINAL-RING,TONGUE - #4 WIRE - 3/8" STUD - COPPER
	007940-01-000	EA RECEPTACLE-SLIDE, 16 TO 12 AWG
	047443-02-000	EA CONDUIT-CONVOLUTE SLIT 625ID
	063910-01-000	EA HOUSING-RELAY
	088473-01-000	EA PIN-HOUSING, 4 ROWS OF 3
	088474-08-000	EA SOCKET-HOUSING, 4 POSITION (SINGLE ROW)
	088473-03-000	EA HOUSING-PIN, 9-POSITION
	007940-01-000	EA RECEPTACLE-SLIDE, 16 TO 12 AWG
	008326-01-000	EA TERMINAL-RING, 16/14 WIRE - 3/8" STUD
	083654-01-000	EA CIRCUIT BREAKER-6 AMP, HOUSE CONTROL PANEL
	083654-02-000	EA CIRCUIT BREAKER-15 AMP
	083654-03-000	EA CIRCUIT BREAKER-20 AMP, HOUSE CONTROL PANEL
	083655-01-000	EA CIRCUIT BREAKER-25 AMP

ELECTRICAL GROUP (CONTINUED)

FORD OPTION (CONT)

KEY	PART NUMBER	U/M DESCRIPTION
	083655-02-000	EA CIRCUIT BREAKER-30 AMP, HOUSE CONTROL PANEL
	083655-03-000	EA CIRCUIT BREAKER-40 AMP
	087372-04-01A	EA SWITCH-MOMENTARY-OFF-MOMENTARY
	007942-01-000	EA TAB-WIRE, 18 TO 14 AWG
	007942-01-000	EA TAB-HOUSING, 1 POSITION
	035418-04-000	EA TERMINAL-RING #10 STUD FIT, INSULATED BARREL #18/14
	041953-01-000	FT CONDUIT-CONVOLUTED SLIT, 1/2ID
	041953-01-000	FT CONDUIT-CONVOLUTED SLIT.625ID
	041953-03-000	FT CONDUIT-CONVOLUTED SLIT, 1" ID (CLOTHES ROD COVER)
	041953-06-000	FT CONDUIT-CONVOLUTE,SLIT .375
	041953-07-000	FT CONDUIT-CONVOLUTED,SLIT, 25ID
	058781-01-000	EA DIODE-8 0A/100 VOLT - MOTOROLA,NO MR751
	082740-01-000	EA CONNECTOR-PLASTIC BODY, FOR 2 MALE SPADES
	086208-01-000	EA WIRE-BATTERY DISCONNECT, RED
	086298-02-000	EA WIRE-BATTERY DISCONNECT, GREEN
	088473-02-000	EA HOUSING-PIN, 15 POSITION
	088473-09-000	EA PIN-HOUSING, 3 POSITION (SINGLE ROW)
	088473-10-000	EA PIN-HOUSING, 2 POSITION
	088474-01-000	EA HOUSING-SOCKET
	088474-02-000	EA HOUSING-SOCKET, 15 POSITION (3 ROWS OF 5)
	088474-03-000	EA HOUSING-SOCKET, 9-POSITION
	088474-06-000	EA SOCKET-HOUSING, 6 POSITION (2 ROWS OF THREE)
	088474-08-000	EA SOCKET-HOUSING, 4 POSITION (SINGLE ROW)
	088476-01-000	EA SOCKET-CONNECTOR
	097611-01-000	EA CIRCUIT BREAKER-6AMP,ATC - BLACK FROM 00-00-90 THRU 05-21-90
	097611-01-000	EA CIRCUIT BREAKER-6AMP,ATC - BLACK FROM 05-22 90 THRU 99-99-99
	088476-02-000	EA SOCKET-CONNECTOR 12-10 GA
	008326-01-000	EA TERMINAL-RING, 16/14 WIRE - 3/8" STUD
	000039-04-008	EA NUT-HEX, SER FLG LK 1/4 - 20 ZN
	000039-08-008	EA NUT-HEX, SER FLG LK - 1/2-13 ZN
	041953-09-000	FT CONDUIT-CONVOLUTED,SLIT 50ID
	062901-05-000	EA FUSE-15 AMPS,AUTOMOTIVE
	083610-01-000	EA CLAMP-WIRE, DUAL - UNEQUAL 5/8" AND 1 1/4" DIAMETERS
	088779-03-000	EA CIRCUIT BREAKER 25 AMP
	090604-04-000	EA TRAY-BATTERY

CANADIAN OPTION

KEY	PART NUMBER	U/M DESCRIPTION
	008089-02-000	EA LIGHT-PORCH, RECESSED - CANADIAN
	008089-01-700	EA LENS-LIGHT, RECESSED - PORCH
	033508-03-000	EA LIGHT-DOME IVORY 1 BULB CSA
	033509-03-000	EA LIGHT-DOME IVORY 2 BULB CSA
	098024-04-01A	EA LIGHT-DOME 2 BULB CSA IVORY

INVERTER OPTION

KEY	PART NUMBER	U/M DESCRIPTION
	099048-01-000	EA INVERTER-100 WATT
	088475-01-000	EA PIN-CONNECTOR
	088476-01-000	EA SOCKET-CONNECTOR

FOG LAMPS OPTION

KEY	PART NUMBER	U/M DESCRIPTION
	000G39-08-12B	EA SCREW-SF/DR, 8-18 X 3/4 PPH ZN
	077031-02-000	EA FILM-AMBER, 1" X 1.75"
	088747-02-000	EA LAMP-FOG, CLEAR LENS - PER-LUX
	088747-01-700	EA COVER-FOG LIGHT
	092879-01-000	EA WIRE ASM-FOGLAMP
	093162-01-000	EA BRACKET-LAMP, FOG
	093258-01-000	EA WIRE-INSTRUMENT PANEL, HORN-FOG LAMP
	097372-01-01A	EA SWITCH-ON/OFF, SPST

1991 WINNEBAGO TABLE OF CONTENTS

INTRODUCTION	A-01	A-02
ABBREVIATIONS		A-03
ALPHABETICAL INDEX	A-04	A-08
WCN36RQ	A-07	F-18
WFN36RA	F-17	K-22

1991 WCN36RQ INDEX

FLOOR PLAN	A-07	A-08
ACCESSORIES	A-09	A-18
BATH	A-19	A-22
BEDROOM	A-23	B-02
CHASSIS	B-03	B-14
C C & PAD	B-15	C-02
DINETTE	C-03	C-04
DRIVERS	C-05	C-12
ELECTRICAL	C-13	C-20
EXTERIOR BODY	C-21	D-04
GALLEY	D-05	D-12
HEATING & A/C	D-13	D-16
INTERIOR FINISH	D-17	D-20
LABELS	D-21	E-08
LP		E-07
LOUNGE	E-08	E-09
SEALANTS & FASTENERS	E-10	E-12
WATER & SEWAGE	E-13	E-16
WINDOW, VENT AND EXTERIOR DOOR	E-17	F-16

ELECTRICAL GROUP (CONTINUED)

SWITCH, PLATES & RECEPTACLES

KEY	PART NUMBER	U/M	DESCRIPTION
	098351-02-01A	EA	PLATE-SWITCH, 2 GANG - POLISHED BRASS
	079384-01-000	EA	SWITCH-ON/OFF ROCKER, BROWN
	079384-03-000	EA	SWITCH-ON/OFF ROCKER, BLACK
	084078-01-000	EA	RECEPTACLE-GFI, 15A - 125V - IVORY
	084077-01-000	EA	PLATE-COVER, RECEPTACLE - GFI - IVORY
	058708-02-000	EA	RECEPTACLE-DOUBLE ELECTRIC, IVORY
	079382-07-000	EA	SWITCH PLATE-3 GANG, 3 SWITCH-JENSEN, BRASS/BROWN
	098351-03-01A	EA	PLATE-SWITCH, 3 GANG - POLISHED BRASS
	079383-03-000	EA	SWITCH PLATE-SINGLE W/SWITCH - POLISHED BRASS
	058707-01-000	EA	RECEPTACLE-ELECTRIC, SINGLE - BROWN
	058708-02-000	EA	RECEPTACLE-DOUBLE ELECTRIC, IVORY
	098351-01-01A	EA	PLATE-SWITCH, 1 GANG - POLISHED BRASS
	095188-01-01A	EA	SPACER-SWITCH, DARK BROWN
	075738-03-000	EA	COVER-EXTERIOR RECEPTACLE, BEIGE
	098351-04-01A	EA	PLATE-SWITCH, GEN SW

STANDARD COMPONENTS

KEY	PART NUMBER	U/M	DESCRIPTION
	098527-02-000	EA	DOOR ASM-FUSES
	098198-01-000	EA	LATCH-1/2 TURN, T-BAR
	093674-01-000	EA	PLATE-CIRCUIT BREAKER, HOUSE
	092547-01-000	EA	LABEL-"CIRCUIT BREAKER"
	087762-01-000	EA	CONVERTER-40 AMP, W/CHARGER - TRIAD TU-740 2
	007942-01-000	EA	TAB-WIRE, 18 TO 14 AWG
	007949-01-000	EA	TAB-HOUSING, 1 POSITION
	041953-08-000	FT	CONDUIT-CONVOLUTED, SLIT 5/16"
	007940-01-000	EA	RECEPTACLE-SLIDE, 16 TO 12 AWG
	008328-01-000	EA	TERMINAL-RING, 16/14 WIRE - 3/8" STUD
	088474-09-000	EA	HOUSING-SOCKET
	088476-01-000	EA	SOCKET-CONNECTOR
	008037-02-000	FT	CABLE-BATTERY, 1AWG - STRANDED - RED
	008343-02-000	EA	TIE-WIRE, 14"
	008348-01-000	EA	TERMINAL-RING, 3/8" STUD - #2 WIRE
	083610-01-000	EA	CLAMP-WIRE, DUAL - UNEQUAL 5/8" AND 1 1/4" DIAMETERS
	007940-01-000	EA	RECEPTACLE-SLIDE, 16 TO 12 AWG
	007942-01-000	EA	TAB-WIRE, 18 TO 14 AWG
	008001-01-000	FT	WIRE-10AWG, STRAND - WHITE
	047443-01-000	EA	TERMINAL-250 RECEPTACLE FIT, INSULATED - 16/14 AWG
	092548-01-000	EA	PLATE-FUSE BOX
	007093-01-000	EA	FLASHER-SIGNAL STAT
	061888-01-000	EA	SOLENOID 3 POST, BATTERY CHANGE OVER
	008211-01-000	EA	BREAKER-CIRCUIT, 12V - 6AMP
	008343-01-000	EA	TIE-WIRE, 5"
	008343-02-000	EA	TIE-WIRE, 14"
	024459-04-000	EA	GAUGE-VOLTMETER

ELECTRICAL GROUP (CONTINUED)

STANDARD COMPONENTS (CONT)

KEY	PART NUMBER	U/M	DESCRIPTION
	035418-04-000	EA	TERMINAL-RING #10 STUD FIT, INSULATED BARREL #16/14
	083912-02-000	EA	RELAY-CANISTER, SPOT WRESIST
	073328-F2-000	EA	CABLE-8 GA, BLACK
	008037-01-000	FT	CABLE-BATTERY, 1AWG - STRANDED - BLACK
	008348-01-000	EA	TERMINAL-RING, 3/8" STUD - #2 WIRE
	082742-01-000	EA	CONNECTOR BODY-3 CNCT FEMALE
	085318-01-000	EA	SCREW-8-088X1/2, CRIMP TITE HD
	086273-01-000	EA	RELAY-BATTERY DISCONNECT
	086273-01-700	EA	TERMINAL WIRE ASM
	086298-01-000	EA	WIRE-BATTERY DISCONNECT, RED
	086298-02-000	EA	WIRE-BATTERY DISCONNECT, GREEN
	008328-01-000	EA	TERMINAL-RING, 16/14 WIRE - 3/8" STUD
	092786-01-000	EA	BUSS BAR-2.1" LONG
	092786-02-000	EA	BUSS BAR-3 3" LONG
	063910-01-000	EA	HOUSING-RELAY
	088473-01-000	EA	PIN-HOUSING, 4 ROWS OF 3
	088474-08-000	EA	SOCKET-HOUSING, 4 POSITION (SINGLE ROW)
	088478-01-000	EA	SOCKET-CONNECTOR
	101571-01-000	EA	HOUSING-2 POSITION, MALE
	088473-03-000	EA	PIN-HOUSING, 9-POSITION
	007942-01-000	EA	TAB-WIRE, 18 TO 14 AWG
	007949-01-000	EA	TAB-HOUSING, 1 POSITION
	088473-02-000	EA	PIN-HOUSING, 15 POSITION
	088476-01-000	EA	SOCKET-CONNECTOR
	007940-01-000	EA	RECEPTACLE-SLIDE, 16 TO 12 AWG
	007940-01-000	EA	RECEPTACLE-SLIDE, 16 TO 12 AWG
	007942-01-000	EA	TAB-WIRE, 18 TO 14 AWG
	007949-01-000	EA	TAB-HOUSING, 1 POSITION
	035418-04-000	EA	TERMINAL-RING #10 STUD FIT, INSULATED BARREL #16/14
	041953-01-000	FT	CONDUIT-CONVOLUTED SLIT, 1/2" ID
	041953-03-000	FT	CONDUIT-CONVOLUTED SLIT, 1" ID (CLOTHES ROD COVER)
	041953-07-000	FT	CONDUIT-CONVOLUTED, SLIT, 25" ID
	058781-01-000	EA	DIODE-3 0A/100 VOLT - MOTOROLA, NO MR751
	062036-02-000	EA	TERMINAL-PACK-CON, 16/14 AWG
	082740-01-000	EA	CONNECTOR-PLASTIC BODY, FOR 2 MALE SPADES
	086298-01-000	EA	WIRE-BATTERY DISCONNECT, RED
	086298-02-000	EA	WIRE-BATTERY DISCONNECT, GREEN
	088473-02-000	EA	HOUSING-PIN, 15 POSITION
	068473-10-000	EA	PIN-HOUSING, 2 POSITION
	088474-03-000	EA	HOUSING-SOCKET, 9-POSITION
	088476-01-000	EA	SOCKET-CONNECTOR
	088476-02-000	EA	SOCKET-CONNECTOR 12-10 GA
	097611-01-000	EA	CIRCUIT BREAKER-6AMP, ATC - BLACK
	000C26-04-108	EA	BOLT-HEX, SER FLG - 1/4-20 X 5/8 ZINC
	041953-07-000	FT	CONDUIT-CONVOLUTED, SLIT, 25" ID
	058028-01-000	EA	CONNECTOR-ELECTRICAL PIGTAIL, NYLON - CLEAR
	008348-01-000	EA	TERMINAL-RING, 3/8" STUD - #2 WIRE
	086233-01-000	EA	STUD-ISOLATED, 3/8" X 7/8" LONG
	008343-01-000	EA	TIE-WIRE 6"

**1991 WINNEBAGO
TABLE OF CONTENTS**

INTRODUCTION	A-01	-	A-02
ABBREVIATIONS			A-03
ALPHABETICAL INDEX	A-04	-	A-08
WCN36RQ	A-07	-	F-18
WFN36RA	F-17	-	K-22

1991 WCN36RQ INDEX

FLOOR PLAN	A-07	-	A-08
ACCESSORIES	A-09	-	A-18
BATH	A-19	-	A-22
BEDROOM	A-23	-	B-02
CHASSIS	B-03	-	B-14
C/C & PAD	B-15	-	C-02
DINETTE	C-03	-	C-04
DRIVERS	C-05	-	C-12
ELECTRICAL	C-13	-	C-20
EXTERIOR BODY	C-21	-	D-04
GALLEY	D-05	-	D-12
HEATING & A/C	D-13	-	D-16
INTERIOR FINISH	D-17	-	D-20
LABELS	D-21	-	E-08
LP			E-07
LOUNGE	E-08	-	E-09
SEALANTS & FASTENERS	E-10	-	E-12
WATER & SEWAGE	E-13	-	E-16
WINDOW, VENT AND EXTERIOR DOOR	E-17	-	F-16

ELECTRICAL GROUP (CONTINUED)
STANDARD COMPONENTS (CONT)

KEY	PART NUMBER	U/M	DESCRIPTION
	008328-01-000	EA	TERMINAL-RING, 12/10 WIRE - #10 STUD FIT
	008331-01-000	EA	TERMINAL-RING, TONGUE - #4 WIRE - 3/8" STUD - COPPER
	009355-01-000	EA	CONNECTOR-CABLE CLAMPING, 3/4"
	008358-01-000	EA	CONNECTOR-PLASTIC, 3/8" AVG
	074890-01-000	EA	BOX-EXTENSION, STEEL - OPEN SIDES - 4' X 4' X 1 1/2"
	074897-01-000	EA	COVER-ELECTRIC BOX, 1 LARGE & 2 SMALL HOLES - 4' X 4'
	008294-01-000	EA	COVER-ELECTRICAL BOX, STEEL/BLANK - 4' X 4' - GRAY
	035416-04-000	EA	TERMINAL-RING #10 STUD FIT, INSULATED BARREL #16/14
	041953-01-000	FT	CONDUIT-CONVOLUTE SLIT, 1/2" ID
	088174-06-000	EA	SOCKET-HOUSING, 6 POSITION (2 ROWS OF THREE)
	035416-04-000	EA	TERMINAL-RING #10 STUD FIT, INSULATED BARREL #16/14
	088474-07-000	EA	HOUSING-SOCKET
	088475-01-000	EA	PIN-CONNECTOR
	088475-02-000	EA	PIN-CONNECTOR
	008294-01-000	EA	COVER-ELECTRICAL BOX, STEEL/BLANK - 4' X 4' - GRAY
	008311-01-000	EA	CONNECTOR-WIRE NUT, INSULATED - RED
	009001-01-000	FT	WIRE-10AWG, STRAND - WHITE
	080015-02-000	EA	RECEPTACLE-FLAG, 185 - 16/14 GA - AMP 3
	041953-11-000	FT	CONDUIT-CONVOLUTE, SLIT- 1 CS' ID
	088474-01-000	EA	HOUSING-SOCKET
	077955-01-000	EA	J CLIP-VINYL COATED, 3/8"
	078378-01-000	EA	TERMINAL-WEDGE BASE, 18 AWG
	067789-02-000	EA	SOCKET-LAMP
	058028-01-000	EA	CONNECTOR ELECTRICAL PIGTAIL, NYLON - CLEAR
	035416-04-000	EA	TERMINAL-RING #10 STUD FIT, INSULATED BARREL #16/14
	067789-02-000	EA	SOCKET-LAMP
	077955-01-000	EA	J CLIP-VINYL COATED, 3/8"
	035416-04-000	EA	TERMINAL-RING #10 STUD FIT, INSULATED BARREL #16/14
	064398-01-000	EA	HOUSING-TRAILER, RECEPTACLE
	079090-01-000	EA	CONNECTOR-MOLDED, 12/2 LEAD
	078378-01-000	EA	TERMINAL-WEDGE BASE, 18 AWG
	097744-02-000	EA	HOUSING-TRAILER PIN, 48"
	097746-01-000	EA	HOUSING CAP-TRAILER PIN
	008026-01-000	FT	WIRE-12/2, ROMEX - W/GROUND
	041953-05-000	FT	CONDUIT-CONVOLUTE SOLID, 62" ID
	047443-01-000	EA	TERMINAL-250 RECEP. FIT, INSULATED - 16/14 AWG
	088473-03-000	EA	HOUSING-PIN, 9-POSITION
	088474-03-000	EA	HOUSING-SOCKET 9-POSITION
	082740-01-000	EA	CONNECTOR-PLASTIC BODY, FOR 2 MALE SPADES
	041953-05-000	FT	CONDUIT-CONVOLUTE SOLID, 62" ID
	074017-02-000	EA	HOUSING-5 POSITION, RIGHT ANGLED
	041953-05-000	FT	CONDUIT-CONVOLUTE SOLID, 62" ID
	088474-08-000	EA	SOCKET-HOUSING, 4 POSITION (SINGLE ROW)
	036196-01-000	EA	BULB-12V - #194 - .27AMP
	077955-01-000	EA	J CLIP-VINYL COATED, 3/8"
	067789-02-000	EA	SOCKET-LAMP
	079090-01-000	EA	CONNECTOR-MOLDED, 12/2 LEAD
	041953-03-000	FT	CONDUIT-CONVOLUTE SLIT, 1" ID (CLOTHES ROD COVER)
	000039-04-008	EA	NUT-HEX, SER FLG LK 1/4 - 20 ZN
	077000-01-000	EA	SOCKET ASM-W/8" PIGTAIL LEADS
	080734-02-000	EA	CLIP-WIRE, NYLON
	063144-01-000	EA	CONDUIT-WIRE, GM# 15592046
	055278-01-001	FT	TUBING-STEEL, 75" X 1.5" X 288"
	000011-08-088	EA	SCREW, 8-18 X 1/2 FPH ZN
	008288-01-000	EA	BOX-PLASTIC ELECTRIC, 3" X 3 1/2"
	008288-02-000	EA	BOX-ELECTRIC, PLASTIC - 3 1/4" X 3 1/4" X 1 1/8"
	008314-01-000	EA	CONNECTOR-WIRE NUT, INSULATED - GRAY
	008328-01-000	EA	TERMINAL-RING, 12/10 WIRE - #10 STUD FIT

ELECTRICAL GROUP (CONTINUED)
STANDARD COMPONENTS (CONT)

KEY	PART NUMBER	U/M	DESCRIPTION
	058028-01-000	EA	CONNECTOR-ELECTRICAL PIGTAIL, NYLON - CLEAR
	058048-01-000	EA	BOX-ELECTRIC SWITCH, 2" X 3" X 2.25"
	008343-01-000	EA	TIE-WIRE, 8"
	058028-01-000	EA	CONNECTOR-ELECTRICAL PIGTAIL, NYLON - CLEAR
	090971-01-000	EA	SPLICE-CABLE, 110V
	090971-02-000	EA	SPLICE-CABLE, 110V - TAP
	082547-01-000	EA	LABEL-"CIRCUIT BREAKER"
	036196-01-000	EA	BULB-12V - #194 - .27AMP
	031985-01-000	EA	TAB-HOUSING, 2 POSITION
	031988-01-000	EA	PLUG-CONTACT, BRASS
	077000-01-000	EA	SOCKET ASM-W/8" PIGTAIL LEADS
	077920-02-000	EA	WIRE ASM-BEVERAGE TRAY
	077000-01-000	EA	SOCKET ASM-W/8" PIGTAIL LEADS
	077478-01-000	EA	BOOT-BATTERY TERM, DBL CABLE
	077479-02-000	EA	BOOT-BATTERY TERMINAL, SINGLE CABLE
	077510-01-000	EA	LABEL-GENERATOR PREP
	008054-02-000	EA	CORD-POWER, 10-3 - 30AMP - 33'
	008026-01-000	FT	WIRE-12/2, ROMEX - W/GROUND
	008288-01-000	EA	BOX-ELECTRIC, STEEL - 1/2" AND 3/4" KNOCKOUTS - 4' X 4'

AUTO FUSE HOUSING

KEY	PART NUMBER	U/M	DESCRIPTION
	062037-01-000	EA	HOUSING-AUTO FUSE, NATURAL
	062037-02-000	EA	HOUSING-AUTO FUSE, GREEN
	062037-03-000	EA	HOUSING-AUTO FUSE, BLACK
	062037-04-000	EA	HOUSING-AUTO FUSE, BLUE
	062037-05-000	EA	HOUSING-AUTO FUSE, GRAY
	062037-06-000	EA	HOUSING-AUTO FUSE, BROWN

CIRCUIT BREAKERS - HOUSE CONTROL PANEL

KEY	PART NUMBER	U/M	DESCRIPTION
	093654-01-000	EA	CIRCUIT BREAKER-6 AMP, HOUSE CONTROL PANEL
	093654-02-000	EA	CIRCUIT BREAKER-15 AMP
	093654-03-000	EA	CIRCUIT BREAKER-20 AMP, HOUSE CONTROL PANEL
	093655-01-000	EA	CIRCUIT BREAKER-25 AMP
	093655-02-000	EA	CIRCUIT BREAKER-30 AMP, HOUSE CONTROL PANEL
	093655-03-000	EA	CIRCUIT BREAKER-40 AMP

SOCKET-HOUSING & PIN-HOUSING

KEY	PART NUMBER	U/M	DESCRIPTION
	088473-05-000	EA	PIN-HOUSING, 6 POSITION (SINGLE ROW)
	088473-06-000	EA	PIN-HOSING, 6 POSITION (TWO ROWS OF THREE)
	088473-08-000	EA	PIN-HOUSING, 4 POSITION
	088473-09-000	EA	PIN-HOUSING, 3 POSITION (SINGLE ROW)
	088474-02-000	EA	SOCKET-HOUSING, 15 POSITION (3 ROWS OF 5)
	088474-06-000	EA	SOCKET-HOUSING, 6 POSITION (2 ROWS OF THREE)
	088474-08-000	EA	SOCKET-HOUSING, 4 POSITION (SINGLE ROW)
	088476-01-000	EA	SOCKET-CONNECTOR

CIRCUIT BREAKER & BOX

KEY	PART NUMBER	U/M	DESCRIPTION
	083209-02-000	EA	CIRCUIT BREAKER-15/15AMP, 120V
	083209-03-000	EA	CIRCUIT BREAKER-15/20AMP, 120V - BW - 0-15/20
	083209-05-000	EA	CIRCUIT BREAKER-20A, 120V - BW J-20
	083209-06-000	EA	CIRCUIT BREAKER-30/15 AMP, 120V - BW D-30/15
	091213-01-000	EA	BOX-CIRCUIT BREAKER-W/KNOCKOUTS - 5 3/4" X 11.8" X 2.5"

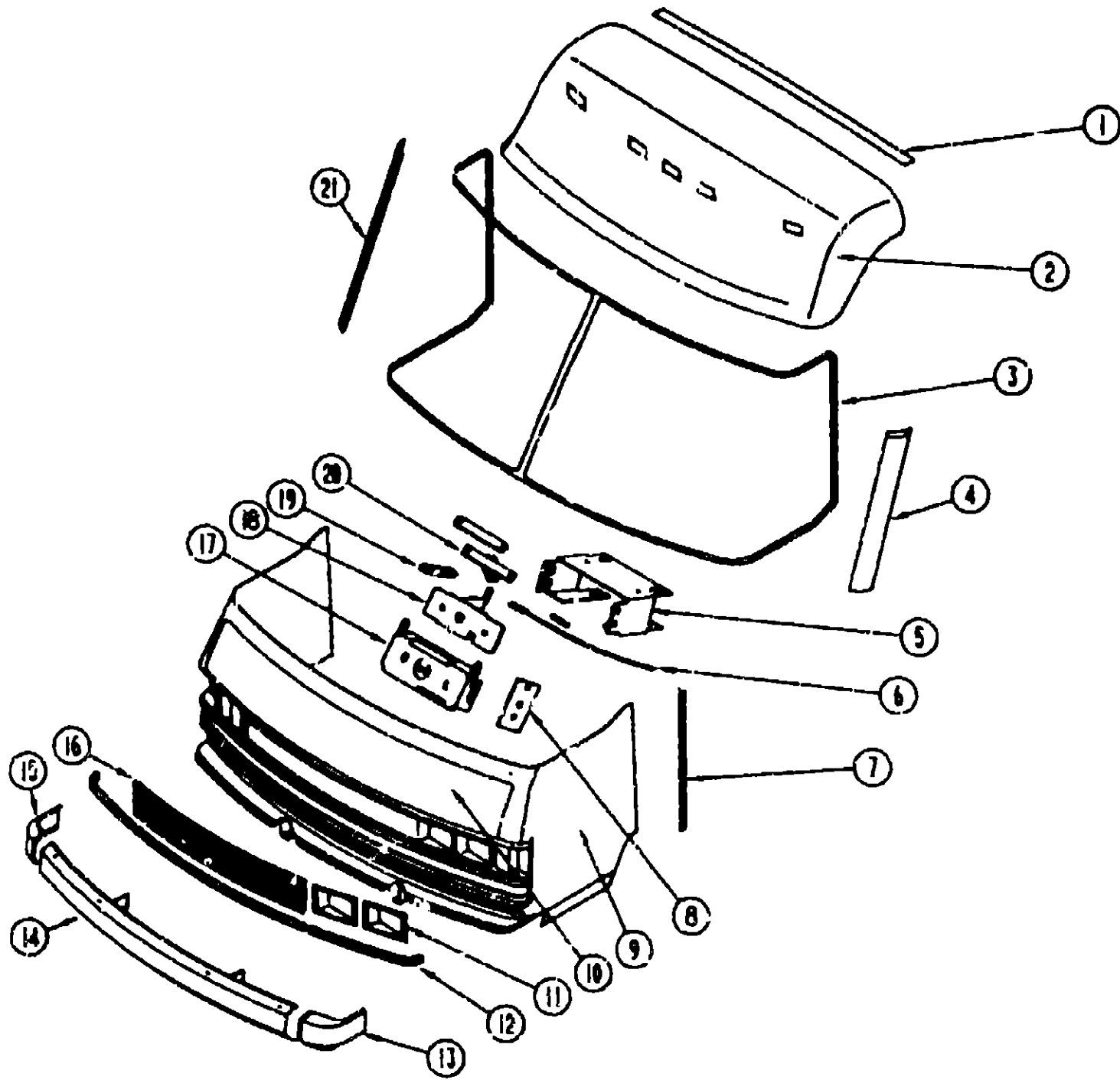
1991 WINNEBAGO
TABLE OF CONTENTS

INTRODUCTION	A-01 -	A-02
ABBREVIATIONS		A-03
ALPHABETICAL INDEX	A-04 -	A-08
WCN36RQ	A-07 -	F-18
WFN36RA	F-17 -	K-22

1991 WCN36RQ INDEX

FLOOR PLAN	A-07 -	A-08
ACCESSORIES	A-09 -	A-18
BATH	A-19 -	A-22
BEDROOM	A-23 -	B-02
CHASSIS	B-03 -	B-14
C C & PAD	B-15 -	C-02
DINETTE	C-03 -	C-04
DRIVERS	C-05 -	C-12
ELECTRICAL	C-12 -	C-20
EXTERIOR BODY	C-21 -	D-04
GALLEY	D-05 -	D-12
HEATING & A/C	D-13 -	D-16
INTERIOR FINISH	D-17 -	D-20
LABELS	D-21 -	E-06
LP		E-07
LOUNGE	E-08 -	E-09
SEALANTS & FASTENERS	E-10 -	E-12
WATER & SEWAGE	E-13 -	E-16
WINDOW, VENT AND		
EXTERIOR DOOR	E-17 -	F-16

**EXTERIOR BODY GROUP
FRONT END COMPONENTS & BUMPER**



KEY	PART NUMBER	UOM	DESCRIPTION
1	083805-14-000	EA	TRIM-ROOF TO FRONT CAP
2	M02958-07-AB8	EA	CAP-ROOF, FRONT - W/LIGHTS - BEIGE
3	091988-01-000	EA	MOLDING-REVEAL, WINDSHIELD - SURROUNDS BOTH WINDSHIELDS
4	091901-02-000	EA	TRIM A/PILLAR, DR - BETWEEN WINDSHIELD & VENT GLASS - BLK
5	073342-01-000	EA	BRACKET ASM-STRIKER, HOOD (MOUNTS TO CROSSMEMBER)
	092893-01-000	EA	CROSSMEMBER-CENTER, U-CHANNEL STEEL - 2" X 48"
6	102087-01-000	EA	CABLE ASM-HOOD RELEASE
	010487-08-000	EA	CLAMP-CLOSED, .125"
7	096204-01-01A	EA	TRIM-SEAM, FRONT END TO SIDEWALLS
8	102515-01-000	EA	BRACKET-HOOD RELEASE CABLE
9	M01115-20-Y10	EA	FRONT END-FIBERGLASS, BEIGE - W/O HOOD OR HINGES
10	M92677-01-Y10	EA	PANEL-HOOD, W/BRACKETS ONLY - BEIGE
	058833-01-000	EA	BRACKET-PROP ROD
	062628-01-000	EA	CLIP-PROP ROD
	094060-01-000	EA	ROD ASM-PROP, HOOD
	068927-01-000	EA	GROMMET RUBBER
	076716-02-000	EA	BRACKET ASM-LATCH - INCLUDED WITH HOOD
	076696-01-000	EA	BRACKET-HINGE MOUNTING, HOOD
	093851-01-Y12	EA	HINGE-HOOD, PASSENGER
	093851-02-Y12	EA	HINGE-HOOD, DRIVER
	077252-01-000	EA	PIN-HINGE
	058786-01-000	EA	BOLT-HOOD ADJUSTING
	R77007-51-429	EA	BRACKET-HOOD RELEASE
	076772-01-000	EA	CLIP-SPEED, TUBE TYPE
	077049-01-000	EA	NUT-ACORN, 10-32 ALUMINUM
	093295-02-000	EA	BRACKET-LATCH, HOOD
	077048-01-000	EA	SHAFT-ADAPTOR, WINDSHIELD PANTOGRAPH ARM
	086235-02-000	EA	BEARING-SNAPIN, 3/16" ID X 3/16"
	095094-01-000	EA	NUT-ACORN, 1/4 - 20 ALUMINUM
11	091838-02-01A	EA	BEZEL-HEADLAMP, DRIVER - BLACK
	091838-01-01A	EA	BEZEL-HEADLAMP, PASSENGER - BLACK
12	092414-01-000	FT	TRIM-CHROME, 1 2" WIDE
13	091840-02-01A	EA	CAP-BUMPER END, FRNT DRIVER - PLASTIC - BEIGE
14	091994-01-02A	EA	BUMPER-FRONT, BEIGE
	005200-01-000	EA	BOLT-BUMPER, ROUND HEAD-SQUARE NECK- W/SST CAP 7/16-14 X 1 1/4
	077852-01-000	EA	BRACKET-BUMPER, FRNT - 2 PER COACH - BENT 2" X 8"
	093514-01-000	EA	SUPPORT-BUMPER, FRONT - L ANGLE - 4" X 7"
	081107-01-000	EA	BRACKET-BUMPER PIN, ANGLE 2.6" X 7 8" - METAL - BLACK
15	091840-01-01A	EA	CAP-BUMPER END, FRONT PASSENGER PLASTIC - BEIGE
16	092901-01-Y10	EA	GRILLE-10 BAR, BRIGHT FINISHED
	092807-01-000	EA	BRACKET-GRILLE, LOWER
	092824-01-01A	EA	BAR-GRILLE, END
	092829-02-000	EA	BRACKET-BAR, GRILLE
	092829-01-000	EA	BRACKET-BAR, GRILLE
	093171-01-000	EA	BRACKET-GRILLE, UPPER
	095119-01-000	EA	BRACKET-SUPPORT, GRILLE
17	073336-02-000	EA	BRACKET-MOUNTING, LATCH
18	R77007-51-429	EA	LATCH ASM-HOOD RELEASE
19	R77006-38-499	EA	SPRING PLATE, HOOD LATCH
20	R77007-01-950	EA	STRIKER LATCH, HOOD
	073510-01-000	EA	SPRING-STRIKER, LATCH - HOOD
21	091901-01-000	EA	TRIM-A/PILLAR, PASS - BETWEEN WINDSHIELD & VENT GLASS - BL
	093284-01-000	EA	BRACE-LATCH, HOOD
	093895-01-000	EA	TRAY ASM-BATTERY

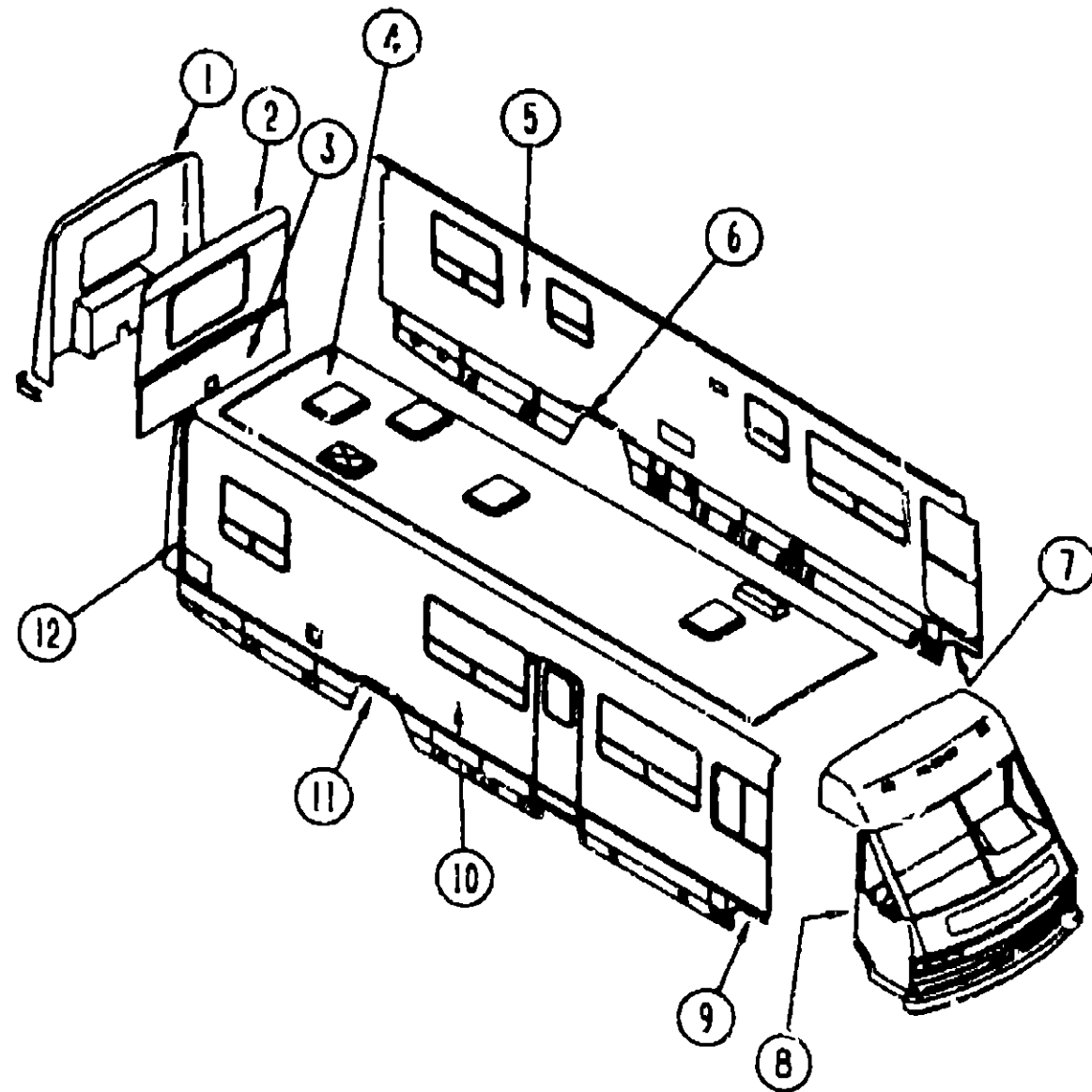
**1991 WINNEBAGO
TABLE OF CONTENTS**

INTRODUCTION	A-01 - A-02
ABBREVIATIONS	A-03
ALPHABETICAL INDEX	A-04 - A-06
WCN36RQ	A-07 - F-16
WFN36RA	F-17 - K-22

1991 WCN36RQ INDEX

FLOOR PLAN	A-07 - A-08
ACCESSORIES	A-09 - A-18
BATH	A-19 - A-22
BEDROOM	A-23 - B-02
CHASSIS	B-03 - B-14
C C & PAD	B-15 - C-02
DINETTE	C-03 - C-04
DRIVERS	C-05 - C-12
ELECTRICAL	C-13 - C-20
EXTERIOR BODY	C-21 - D-04
GALLEY	D-05 - D-12
HEATING & AC	D-13 - D-16
INTERIOR FINISH	D-17 - D-20
LABELS	D-21 - E-06
LP	E-07
LOUNGE	E-08 - E-09
SEALANTS & FASTENERS	E-10 - E-12
WATER & SEWAGE	E-13 - E-16
WINDOW, VENT AND EXTERIOR DOOR	E-17 - F-16

EXTERIOR BODY GROUP (CONTINUED)
EXTERIOR BODY PANELS AND TRIM



KEY	PART NUMBER	U/M	DESCRIPTION
1	092197-01-01A	EA	CAP-REAR, FIBERGLASS - W/O LIGHTS & 2 DOORS
2	M05007-02-B07	EA	BACKWALL ASM - UPPER QUEEN BED
3	092526-04-B07	EA	BACKWALL ASM - LOWER QUEEN BED
4	P00354-01-B07	EA	ROOF-W/O VENTS OR CUTOUTS - (SPECIAL ORDER ITEM)
	063805-14-000	EA	TRIM-ROOF, FRONT & REAR CAP TO ROOF - 6 4" MILL FINISHED
5	P01183-01-B07	EA	SIDEWALL - DRIVER SIDE
6	094345-02-01A	EA	TRIM-WHEELWELL, MILL FINISH - 21 3" LONG
6	094620-03-B07	EA	PANEL-WHEEL LIP, REAR - DRIVER SIDE - BEIGE
	M04019-01-000	EA	BRIDGE-WHEELWELL, E-COATED
7	M04129-02-B07	EA	PANEL-WHEEL LIP, DRIVER SIDE - FRONT - PLASTIC - BEIGE
8	096204-01-01A	EA	TRIM-J, .5" WIDTH EXPOSED - 1" X 29" LONG - ALUMINUM - BEIGE
9	M04129-01-B07	EA	PANEL-WHEEL LIP, PASSENGER SIDE - FRONT - PLASTIC - BEIGE
10	P01184-01-B07	EA	SIDEWALL - PASSENGER SIDE
11	094345-02-01A	EA	TRIM-WHEELWELL, MILL FINISH - 21 3" LONG
	M04019-01-000	EA	BRIDGE-WHEELWELL, E-COATED
11	094620-01-B07	EA	PANEL-WHEEL LIP, REAR - PASSENGER SIDE - BEIGE
12	091985-01-02A	FT	INSERT-TRIM, .65" WIDE - VINYL - BEIGE
12	092041-01-01A	EA	TRIM-REAR CAP TO SIDEWALL, 1.8" X 53" - ALUMINUM - BEIGE
	001018-01-024	EA	SKIN-ALUMINUM, 4' X 8' - FLAT - BEIGE
	100128-01-000	FT	SEAL-PILE, ADHESIVE BACK - GRAY
	090340-01-000	FT	SEAL-FOAM, CLOSED CELL - 1/4" X 1/2" X 50'
	009066-01-000	EA	HINGE-ALUMINUM, NO HOLES - 1 1/16" X 6" - UNPAINTED
	076767-02-000	EA	CABLE-1/16" X 16 5" - STAINLESS STEEL
	092250-01-01A	EA	CAP-BUMPER END, REAR PASSENGER - PLASTIC - BEIGE
	092250-02-01A	EA	CAP-BUMPER END, REAR DRIVER - PLASTIC - BEIGE
	092689-01-02A	EA	END CAP-VALANCE, REAR ON DRIVERS, FRONT ON PASSENGERS
	092689-02-02A	EA	END CAP-VALANCE, FRONT ON DRIVERS, REAR ON PASSENGERS
	093021-02-Y12	EA	PANEL-VALANCE, 5 15" - BEIGE
	094362-02-000	EA	CLIP-CHRISTMAS TREE, FLAT HEAD - 354-220000-00-0078
	076322-03-000	FT	TAPE-FOAM, DOUBLE COATED ADHESIVE BACKED - .5" X 108"
	092765-01-Y12	EA	PANEL-FILLER, BACKWALL - LEFT - RADIUS CORNER - 11 6" X 28"
	092763-01-Y12	EA	PANEL-FILLER, BACKWALL - RIGHT - RADIUS CORNER - 11 6" X 28"
	082701-01-000	SF	PANEL-SHEATHING, WAFERBOARD - 4' X 8' INCREMENTS OF 32 S
	092252-01-000	EA	COMPARTMENT-SPARE TIRE
	077385-01-000	EA	PIN-PIVOT - FOR 077384-01-000
	077399-01-000	EA	RETAINER-SPARE TIRE, 2" X 7 9" - HOLE IN MIDDLE
	077941-01-000	EA	SEAL-RUBBER, FLAT - W/SLIT

1991 WINNEBAGO
TABLE OF CONTENTS

INTRODUCTION	A-01 - A-02
ABBREVIATIONS	A-03
ALPHABETICAL INDEX	A-04 - A-06
WCN36RQ	A-07 - F-18
WFN36RA	F-17 - K-22

1991 WCN36RQ INDEX

FLOOR PLAN	A-07 - A-08
ACCESSORIES	A-09 - A-18
BATH	A-19 - A-22
BEDROOM	A-23 - B-02
CHASSIS	B-03 - B-14
C C & PAD	B-15 - C-02
DINETTE	C-03 - C-04
DRIVERS	C-05 - C-12
ELECTRICAL	C-13 - C-20
EXTERIOR BODY	C-21 - D-04
GALLEY	D-05 - D-12
HEATING & A/C	D-13 - D-16
INTERIOR FINISH	D-17 - D-20
LABELS	D-21 - E-06
LP	E-07
LOUNGE	E-08 - E-09
SEALANTS & FASTENERS	E-10 - E-12
WATER & SEWAGE	E-13 - E-16
WINDOW, VENT AND EXTERIOR DOOR	E-17 - F-16

EXTERIOR BODY GROUP (CONTINUED)

EXTERIOR MIRRORS

KEY	PART NUMBER	U/M DESCRIPTION
	086260-01-000	EA MIRROR-W/CONVEX, PASSENGER SIDE
	086260-01-700	EA GLASS ONLY CONVEX RH
	086260-01-701	EA GLASS ONLY FLAT RH
	086260-02-000	EA MIRROR-W/CONVEX, DRIVER SIDE
	086260-02-700	EA GLASS ONLY CONVEX LH
	086260-02-701	EA GLASS ONLY FLAT LH
	086260-03-000	EA ACCESSORY KIT-MIRROR, EXTENSION

ASSIST HANDLE

KEY	PART NUMBER	U/M DESCRIPTION
	079128-02-000	EA HANDLE-ASSIST, ENTRY DOOR - BLACK
	063886-11-000	EA HANDLE-ASSIST, DRIVER DOOR - METAL - BEIGE

WINDSHIELD COMPONENTS

KEY	PART NUMBER	U/M DESCRIPTION
	091215-01-000	EA GLASS-WINDSHIELD, PASSENGER SIDE
	091215-02-000	EA GLASS-WINDSHIELD, DRIVER SIDE
	096788-01-000	EA CHANNEL-RIGID, WINDSHIELD - 38" - PVC
	091985-01-000	EA MOLDING-REVEAL, WINDSHIELD - SURROUNDS BOTH WINDSHIELDS
	091901-01-000	EA TRIM-A/PILLAR - BETWEEN WINDSHIELD & VENT GLASS - PASSENGER SIDE
	091901-02-000	EA TRIM-A/PILLAR - BETWEEN WINDSHIELD & VENT GLASS - DRIVER SIDE
	002328-02-000	EA BLOCK-WINDSHIELD, 062" X 5" X .98"
	091967-01-000	EA FRAME-WINDSHIELD, LOWER - INNER - PASSENGER SIDE
	091969-02-000	EA FRAME-WINDSHIELD, LOWER - INNER - DRIVER SIDE
	091953-03-000	EA GLASS-CORNER VENT, PASSENGER SIDE
	091953-04-000	EA GLASS-CORNER VENT, DRIVER SIDE
	040921-04-000	EA NUT-SPEED, U TYPE - NO 8 - 58" LENGTH X .44" WIDTH
	040921-05-000	EA NUT-SPEED, U TYPE - NO 8 - 67" LENGTH X .44" WIDTH
	040921-06-000	EA NUT-SPEED, U TYPE - NO 8 - 57" LENGTH X .63" WIDTH

SEARCHLIGHT

KEY	PART NUMBER	U/M DESCRIPTION
	051057-02-000	EA SEARCHLIGHT-POWER DRIVEN
	051057-04-000	EA SWITCH-SEARCHLIGHT
	077368-01-000	EA LOWER INSTRUMENT PANEL COVER - DRIVER SIDE - BLACK

EXTERIOR BODY GROUP (CONTINUED)

SKINS AND PANELS AND STYROFOAM

KEY	PART NUMBER	U/M DESCRIPTION
	M03044-02-Y15	EA PANEL-REPAIR, FIBERGLASS TO STYROFOAM - 4' X 8' - BEIGE FROM: 00-00-00 THRU: 07-24-00
	064862-11-000	EA PANEL-FIBERGLASS, W/BACKING - 7' X 30 5" - BEIGE FROM: 00-00-00 THRU 07-24-00
	078054-D5-001	EA SHEET-FIBERGLASS, 4' X 8' - BEIGE - FILON FROM: 07-25-00 THRU. 99-99-99
	078054-D8-002	EA SHEET-FIBERGLASS 5' X 38" - BEIGE - FILON FROM: 07-25-00 THRU. 99-99-99
	001054-01-011	EA ALUMINUM-SHEET, 4' X 8' - FLAT - OFF WHITE
	044487-01-001	EA ALUMINUM SHEET - .015" X 96" X 360" - MILL FINISH
	089247-01-000	SF PLYWOOD-LUAN, OVERLAY GRADE - 4' X 8' (32 SF)
	083743-01-02A	SF PLASTIC-ABS - 11 5" WIDE - OFF WHITE
	000870-05-000	SF STYROFOAM - 5" X 24" X 96" (16 SF)
	083574-01-000	SF STYROFOAM - 1 5" X 24" X 95 25" (14 SF)
	000868-01-000	SF STYROFOAM - .75" X 24" X 96" (16 SF)
	000870-03-000	SF STYROFOAM - 1.34" X 48" X 96" (32 SF)
	000870-05-000	SF STYROFOAM - 5" X 24" X 96" (16 SF)

DRIVER DOOR W/POWER WINDOW AND MIRROR

KEY	PART NUMBER	U/M DESCRIPTION
	092880-01-000	EA WIRE ASM -IP, REMOTE MIRROR
	086259-04-000	EA MIRROR-REMOTE HEAT, W/ARM & MIRRORS - PRE-WIRED - PASSENGER
	086259-04-700	EA GLASS-CONVEX-STA-HTD-RH
	086259-04-701	EA GLASS-FLAT-HTD -RH-W/STA CON
	066259-05-000	EA MIRROR-REMOTE HEAT, W/ARM & MIRRORS - PRE-WIRED - DRIVER
	086259-05-700	EA GLASS-CONVEX-STA-HTD-LH
	086259-05-701	EA GLASS-FLAT-HTD-LH -W/STA CON
	066260-03-000	EA ACCESSORY KIT-MIRROR,EXT

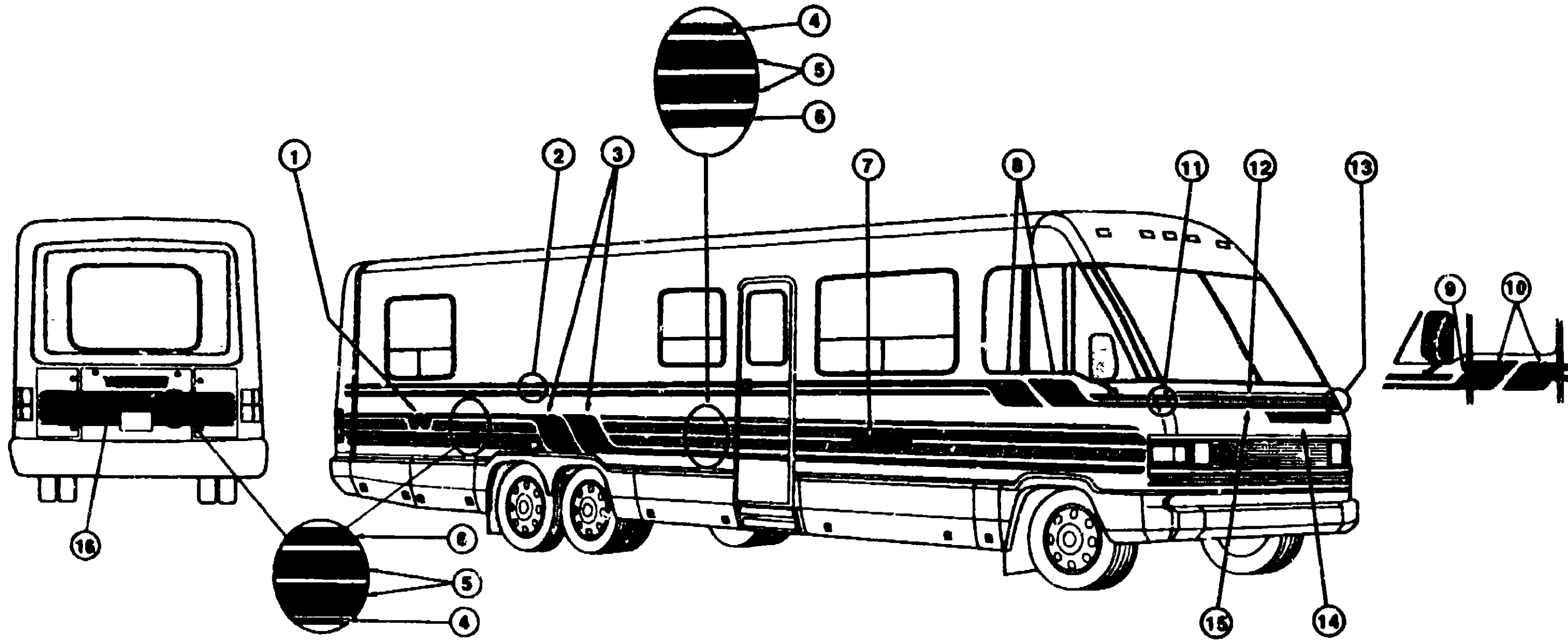
**1991 WINNEBAGO
TABLE OF CONTENTS**

INTRODUCTION	A-01 -	A-02
ABBREVIATIONS		A-03
ALPHABETICAL INDEX	A-04 -	A-06
WCN36RQ	A-07 -	F-16
WFC66RA	F-17 -	K-22

1991 WCN36RQ INDEX

FLOOR PLAN	A-07 -	A-08
ACCESSORIES	A-09 -	A-18
BATH	A-19 -	A-22
BEDROOM	A-23 -	B-02
CHASSIS	B-03 -	B-14
C/C & PAD	B-15 -	C-02
DINETTE	C-03 -	C-04
DRIVERS	C-05 -	C-12
ELECTRICAL	C-13 -	C-20
EXTERIOR BODY	C-21 -	D-04
GALLEY	D-05 -	D-12
HEATING & A/C	D-13 -	D-16
INTERIOR FINISH	D-17 -	D-20
LABELS	D-21 -	E-06
LP		E-07
LOUNGE	E-08 -	E-09
SEALANTS & FASTENERS	E-10 -	E-12
WATER & SEWAGE	E-13 -	E-16
WINDOW, VENT AND EXTERIOR DOOR	E-17 -	F-16

EXTERIOR BODY GROUP (CONTINUED)
DECALS & PAINT



**1991 WINNEBAGO
TABLE OF CONTENTS**

INTRODUCTION	A-01 -	A-02
ABBREVIATIONS		A-03
ALPHABETICAL INDEX	A-04 -	A-05
WCN36RQ	A-07 -	F-16
WFN36RA	F-17 -	K-22

1991 WCN36RQ INDEX

FLOOR PLAN	A-07 -	A-08
ACCESSORIES	A-09 -	A-18
BATH	A-19 -	A-22
BEDROOM	A-23 -	B-02
CHASSIS	B-03 -	B-14
C C & PAD	B-15 -	C-02
DINETTE	C-03 -	C-04
DRIVERS	C-05 -	C-12
ELECTRICAL	C-13 -	C-20
EXTERIOR BODY	C-21 -	D-04
GALLEY	D-05 -	D-12
HEATING & AC	D-13 -	D-18
INTERIOR FINISH	D-17 -	D-20
LABELS	D-21 -	E-05
LP		E-07
LOUNGE	E-08 -	E-09
SEALANTS & FASTENERS	E-10 -	E-12
WATER & SEWAGE	E-13 -	E-18
WINDOW, VENT AND EXTERIOR DOOR	E-17 -	F-16

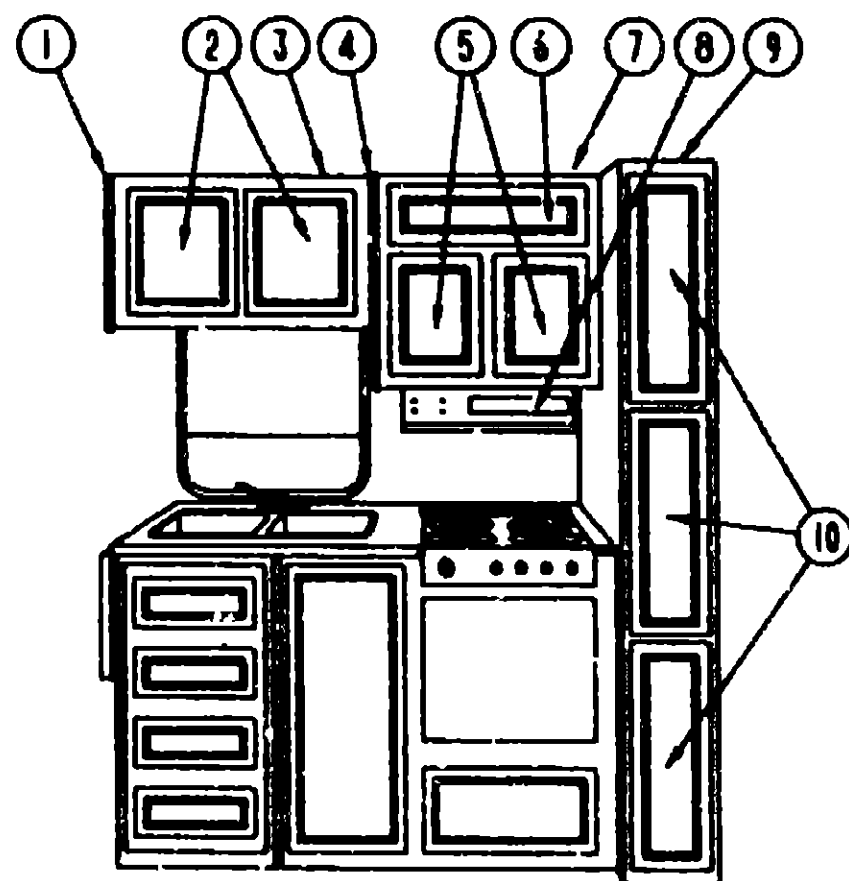
KEY	PART NUMBER	U/M	DESCRIPTION
1	093681-02-01A	EA	DECAL-FLYING "W", 8 25" - DARK TEAL (B07, B08, B09)
1	093681-02-02A	EA	DECAL-FLYING "W", 8 25" - ROYAL BLUE (B22)
2	093680-20-01A	FT	FILM-MULTISTRIPE, 3 3" - DARK TEAL/LIGHT TEAL (B07, B08, B09)
2	093680-20-03A	FT	FILM-MULTISTRIPE, 3 3" - ROYAL BLUE/LIGHT BLUE (B22)
3	099629-01-01A	EA	DECAL-ANGLE, LARGE - PASSENGER SIDE - DARK TEAL (B07, B08, B09)
3	099629-01-02A	EA	DECAL-ANGLE, LARGE - PASSENGER SIDE - ROYAL BLUE (B22)
	099629-02-01A	EA	DECAL-ANGLE, LARGE - DRIVER SIDE - DARK TEAL (B07, B08, B09)
	099629-02-02A	EA	DECAL-ANGLE, LARGE - DRIVER SIDE - ROYAL BLUE (B22)
4	093681-27-01A	FT	FILM SINGLE STRIPE, .75" WIDE - PLUM BAY (B22 ONLY)
5	093680-19-01A	FT	FILM-MULTISTRIPE, 7 5" - LIGHT TEAL (B07, B08, B09)
5	093680-19-02A	FT	FILM-MULTISTRIPE, 7 5" - LIGHT BLUE (B22)
6	093681-12-01A	FT	FILM-SINGLE STRIPE, 2 24" - DARK TEAL (B07, B08, B09)
6	093681-12-02A	FT	FILM-SINGLE STRIPE, 2 24" - ROYAL BLUE (B22)
7	058719-04-000	EA	DECAL-LOGO, CHIEFTAIN - DARK TEAL (B07, B08, B09)
7	058719-05-000	EA	DECAL-LOGO, CHIEFTAIN - ROYAL BLUE (B22)
8	099626-01-01A	EA	DECAL-ANGLE, SMALL - DARK TEAL (B07, B08, B09)
8	099626-01-02A	EA	DECAL-ANGLE, SMALL - ROYAL BLUE (B22)
9	099627-01-01A	EA	DECAL-ANGLE, SMALL - FRONT TO DRIVER DOOR - DARK TEAL (B07, B08, B09)
9	099627-01-02A	EA	DECAL-ANGLE, SMALL - FRONT TO DRIVER DOOR - ROYAL BLUE (B22)
10	099624-01-01A	EA	DECAL-ANGLE, SMALL - DRIVER DOOR SECTION - DARK TEAL (B07, B08, B09)
10	099624-01-02A	EA	DECAL-ANGLE, SMALL - DRIVER DOOR SECTION - ROYAL BLUE (B22)

KEY	PART NUMBER	U/M	DESCRIPTION
11	099628-01-01A	EA	DECAL-CORNER, HOOD - PASSENGER SIDE - LIGHT TEAL/DARK TEAL (B07, B08, B09)
11	099628-01-02A	EA	DECAL-CORNER, HOOD - PASSENGER SIDE - LIGHT BLUE/ROYAL BLUE (B22)
12	093681-11-03A	FT	FILM-SINGLE STRIPE, 1 73" - LIGHT TEAL (B07, B08, B09)
12	093681-11-04A	FT	FILM-SINGLE STRIPE, 1 73" - LIGHT BLUE (B22)
13	099628-02-01A	EA	DECAL-CORNER, HOOD - DRIVER SIDE - LIGHT TEAL/DARK TEAL (B07, B08, B09)
13	099628-02-02A	EA	DECAL-CORNER, HOOD - DRIVER SIDE - LIGHT BLUE/ROYAL BLUE (B22)
14	099625-01-01A	EA	DECAL-LOGO, "WINNEBAGO" - HOOD - DARK TEAL (B07, B08, B09)
14	099625-01-02A	EA	DECAL-LOGO, "WINNEBAGO" - HOOD - ROYAL BLUE (B22)
15	093681-11-01A	FT	FILM-SINGLE STRIPE, 1 73" - DARK TEAL (B07, B08, B09)
15	093681-11-05A	FT	FILM-SINGLE STRIPE, 1.73" - ROYAL BLUE (B22)
16	050313-40-000	EA	DECAL-LOGO, "WINNEBAGO" - DARK TEAL (B07, B08, B09)
16	050313-45-000	EA	DECAL-LOGO, "WINNEBAGO" - ROYAL BLUE (B22)
	044486-03-000	EA	PAINT-16OZ SPRAY-BEIGE

DUPONT PAINT COLOR CODES

DARK TEAL	K9470
LIGHT TEAL	K9471
ROYAL BLUE	G9843
LIGHT BLUE	K9476
BEIGE	L8729

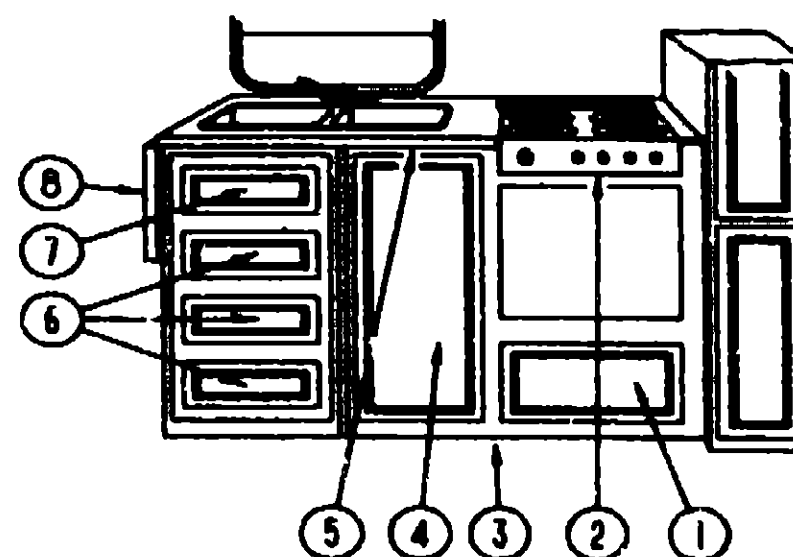
GALLEY GROUP



GALLEY OVERHEAD CABINETS & COMPONENTS

KEY	PART NUMBER	U/M	DESCRIPTION
1	099092-01-B07	EA	CAP ASM-END, OVERHEAD
2	P00520-05-B07	EA	DOOR ASM-HARDWARE 14 3/4" X 16 1/4"
3	098923-01-B07	EA	CABINET-OVERHEAD, SINK - W/O DOORS OR HARDWARE
4	092090-04-B07	EA	END CAP-CABINET, OVERHEAD - FRONT
5	P00520-02-B07	EA	DOOR-CABINET, W/O HARDWARE - 17 7/8" X 21 9/16"
6	P00520-03-B07	EA	DOOR-CABINET, W/O HARDWARE - 6 4/8" X 16"
7	M04096-12-B07	EA	CABINET-OVERHEAD, RANGE- W/O DOORS OR HARDWARE (THREE DOOR)
8	100258-04-01A	EA	HOOD-RANGE, W/MONITOR PANEL - VENTLINE TCS
9	097700-01-B07	EA	CABINET-PANTRY, W/O DOORS, DRAWERS OR HARDWARE
10	P00520-14-B07	EA	DOOR-CABINET, W/O HARDWARE - 9 8/8" X 33 5/8"
	P00520-03-B07	EA	DOOR-CABINET, OVER REFRIGERATOR W/O HARDWARE - 6 4/8" X 16"

GALLEY GROUP (CONTINUED)



LOWER GALLEY CABINETS & COMPONENTS

KEY	PART NUMBER	U/M	DESCRIPTION
1	P00520-13-B07	EA	DOOR-CABINET, W/O HARDWARE - 9 8/8" X 21 8/16"
2	098507-02-000	EA	RANGE-4 BURNER, W/OVEN - MAGIC CHEF BT22NA - ALMOND W/BLACK DOOR FROM: 00-00-00 THRU 09-02-90
2	102020-01-01A	EA	RANGE-4 BURNER, ALMOND 22" - MAGIC CHEF BT22FA - 4T - 490 FROM 09-03-90 THRU 03-10-91
2	102020-01-03A	EA	RANGE-4 BURNER, ALMOND 22" - MAGIC CHEF BT22FA - 4TZ FROM 03-11-91 THRU 99-99-99
3	M04096-01-B07	EA	CABINET-GALLEY, W/O DOORS OR HARDWARE, BLACK OVEN
4	P00520-28-B07	EA	DOOR-CABINET, W/O HARDWARE - 14 3/4" X 28 7/8"
5	098999-12-B07	EA	COUNTERTOP-GALLEY FROM 11-27-99 THRU 99-99-99
6	P00521-01-B07	EA	DRAWER-CABINET, W/O HARDWARE - 13" X 15 1/2" (LOWER 3 DRAWERS) FROM: 00-00-00 THRU 01-06-91
6	P03397-09-B10	EA	DRAWER-CABINET, W/O HARDWARE - 12 8/8" X 13 8/8" (LOWER 3 DRAWERS) FROM 01-07-91 THRU 99-99-99
7	P00521-02-B07	EA	DRAWER-CABINET, W/O HARDWARE - 13" X 8 7/8" - TOP DRAWER FROM 00-00-00 THRU 01-06-91
7	P03397-11-B10	EA	DRAWER-CABINET, W/O HARDWARE - 12 8/8" X 8 7/8" - TOP DRAWER FROM 01-07-91 THRU 99-99-99
8	080812-04-B10	EA	EXTENSION-COUNTERTOP, GALLEY - W/O HARDWARE

1991 WINNEBAGO TABLE OF CONTENTS

INTRODUCTION	A-01 -	A-02
ABBREVIATIONS		A-03
ALPHABETICAL INDEX	A-04 -	A-08
WCN36RQ	A-07 -	F-16
WFN36P.A	F-17 -	K-22

1991 WCN36RQ INDEX

FLOOR PLAN	A-07 -	A-08
ACCESSORIES	A-09 -	A-18
BATH	A-19 -	A-22
BEDROOM	A-23 -	B-02
CHASSIS	B-03 -	B-14
C C & PAD	B-15 -	C-02
DINETTE	C-03 -	C-04
DRIVERS	C-05 -	C-12
ELECTRICAL	C-13 -	C-20
EXTERIOR BODY	C-21 -	D-04
GALLEY	D-06 -	D-12
HEATING & A/C	D-13 -	D-16
INTERIOR FINISH	D-17 -	D-20
LABELS	D-21 -	E-06
LP		E-07
LOUNGE	E-08 -	E-09
SEALANTS & FASTENERS	E-10 -	E-12
WATER & SEWAGE	E-13 -	F-16
WINDOW, VENT AND EXTERIOR DOOR	E-17 -	F-16

GALLEY GROUP (CONTINUED)
GALLEY COMPONENTS MISCELLANEOUS

KEY	PART NUMBER	U/M	DESCRIPTION
	083653-01-807	EA	COVER-SINK
	083153-01-000	EA	BOARD-CUTTING, MAPLE - 10 6" X 14 5"
	083528-01-000	EA	SINK DOUBLE, STAINLESS STEEL - 18" X 25"
	084652-01-000	EA	FAUCET-GALLEY
	082303-01-000	EA	STRAINER-SINK
	081208-01-000	EA	WASHER-RUBBER, C6" X .75" X 5"
	081255-02-000	FT	SEAL-ADHESIVE BACKED FOAM, 1 2" X .18"
	10081-01-01A	EA	TRAY-SILVERWARE, ALMOND - RUBBERMAID
	088334-01-000	EA	WASTEBASKET-9 3/4" X 7" X 10", WHITE - RUBBERMAID
	083805-01-01A	EA	RACK-TOWEL, WIRE - ALMOND
	055516-03-000	EA	BRACKET-REAR TIEDOWN, RANGE WOVEN
	083238-01-Y12	EA	HOLDER-KNIFE, COUNTERTOP - OAK
	083282-01-000	EA	BONNET-KNIFE HOLDER, UNDER COUNTER - METAL
	088335-02-803	EA	RAIL-GALLEY, .75" X 22.34"
	081890-03-000	EA	BRACKET - TIEDOWN, STOVE - RIGHT HAND
	081890-04-000	EA	BRACKET - TIEDOWN, STOVE - LEFT HAND

MICROWAVE OVEN

KEY	PART NUMBER	U/M	DESCRIPTION
	084745-01-01A	EA	TRIM-MICROWAVE, LOWER - BLACK
	084774-01-01A	EA	TRIM-MICROWAVE, EITHER SIDE - BLACK
	084750-01-000	EA	BRACKET-MICROWAVE, 90 DEGREE
	081288-03-000	EA	OVEN-MICROWAVE, W/ BROWNING OVEN - MICHEF M16-10PB
	081288-03-701	EA	PLATE-OVEN CERAMIC, 9 5" - ROUND - MAGIC CHEF 248-0005
	081288-03-702	EA	CLIP-OVEN SHELF, WHITE - MAGIC CHEF 201-0044
	081288-03-703	EA	CLIP-OVEN SHELF, BLACK - MAGIC CHEF 201-0031
	083744-03-000	EA	BRACKET-TIEDOWN, STOVE - FRONT
	083744-04-000	EA	BRACKET-TIEDOWN, STOVE - REAR

CANADIAN

KEY	PART NUMBER	U/M	DESCRIPTION
	088983-10-01A	EA	HOOD-RANGE, W/MONITOR PANEL - VENTLINE TCS 4003SAC
	088983-10-701	EA	BEZEL-SWITCH LEVER, CABLE TO VENT - VENTLINE 1997
	082898-01-701	EA	KNOB-LEVER, CABLE - PLASTIC - BLACK - VENTLINE CC225
	082898-01-702	EA	RESISTER-WIRE, VENTLINE L7314
	082898-01-708	EA	BULB-812, VENTLINE VA415
	082898-01-710	EA	SOCKET-LIGHT, VENTLINE CB267-2
	086983-01-708	EA	LENS-LAMP, VENTLINE CC179
	088983-01-708	EA	SWITCH-LEVER, W/CABLE - VENTLINE CB547-4
	080973-01-702	EA	BLADE-FAN, LVS VA183-1
	088983-01-707	EA	FILTER-GREASE, 8" X 8" - LVS CC248
	100258-04-700	EA	CIRCUIT BOARD, VENTLINE 5037
	100258-08-701	EA	SWITCH-FAN, 2 SPEED - VENTLINE 122
	088983-01-703	EA	SWITCH-ON/OFF - JENSEN 115
	088983-01-702	EA	SWITCH-TWO WAY MOMENTARY, VENTLINE 112
	100258-10-01A	EA	METER-HOUR, VENTLINE 150
	080973-01-700	EA	MOTOR - LVS CA508-1
	088983-01700	EA	SWITCH - ON - OFF
	086983-01-701	EA	SWITCH - MOMENTARY ONE WAY
	088983-10-700	EA	PANEL ASM. - 1998

GALLEY GROUP (CONTINUED)
RANGE

KEY	PART NUMBER	U/M	DESCRIPTION
	081974-03-000	EA	RANGE-4 BURNER, W/O OVEN - ALMOND - MAGIC CHEF BT85NA-4 FROM: 00-00-00 THRU 07-29-90
	084782-02-715	EA	CLIP-GRATE, MAGIC CHEF 413-00015
	081374-03-704	EA	REGULATOR-PRESSURE, MAGIC CHEF 7510P032-80
	048045-01-703	EA	VALVE-TOP BURNER, MAGIC CHEF 987-584
	084782-02-700	EA	TOP-MAIN-ALMOND-4BURNER
	084782-02-714	EA	FITTING-PIPE NIPPLE, 1/8" - MAGIC CHEF 853-1
	088507-01-701	EA	TOP-MAIN, ALMOND - MAGIC CHEF 2001FC57-74
	081374-03-700	EA	TRIM-CAB, REAR - ALMOND - MAGIC CHEF 3808F016-74
	081374-01-703	EA	TRIM TOP REAR
	081374-03-704	EA	REGULATOR-PRESSURE, MAGIC CHEF 7510P032-80
	081374-03-705	EA	TRIM-BACK ALMOND - MAGIC CHEF 3808F009-74
	081374-01-000	EA	RANGE-4 BURNER, W/O OVEN - ALMOND - MAGIC CHEF BT85NA-4 FROM 07-30-90 THRU 08-12-90
	081374-01-700	EA	TRIM-CAB TOP RIGHT, BLACK - MAGIC CHEF 3808F015-70
	081374-01-701	EA	TRIM-CAB TOP LEFT, BLACK - MAGIC CHEF 3808F016-70
	081374-01-702	EA	PANEL-MANIFOLD WARM, BLACK - MAGIC CHEF 52-20712-5X
	081374-01-703	EA	TRIM-TOP REAR, MAGIC CHEF 52-10354-3
	081374-01-704	EA	GUARD-FABRIC, MAGIC CHEF 50-11-888-2
	102019-01-01A	EA	RANGE TOP-4 BURNER, ALMOND - MAGIC CHEF BT85RA-4 FROM 08-13-90 THRU 99-99-99
	102020-01-701	EA	HANDLE, DOOR
	102020-01-702	EA	PANEL, MANIFOLD
	102022-01-700	EA	PANEL, DOOR (BLACK) SPEC 48
	102020-01-700	EA	SHELF-OVEN
	102020-01-705	EA	TRIM(LEFT)
	102022-01-701	EA	TRIM(LEFT)
	102020-01-708	EA	BURNER ASSEMBLY (OVEN)
	102020-01-709	EA	BUMPER, GRATE
	102020-01-711	EA	GRATE, TOP
	102020-01-712	EA	KNOB, BURNER VALVE
	102020-01-713	EA	KNOB, THERMOSTAT
	102020-01-714	EA	PILOT, OVEN
	102022-01-702	EA	PIPE, MANIFOLD
	102022-01-703	EA	REGULATOR, PRESSURE
	102020-01-717	EA	THERMOSTAT
	102020-01-719	EA	TOP, MAIN (BLACK,
	102020-01-720	EA	VALVE, MERCURY CONTROL
	102020-01-721	EA	VALVE, SHUT-OFF
	102020-01-722	EA	VALVE, TOP BURNER
	102020-01-723	EA	PILOT, BURNER
	102020-01-724	EA	BUMPER, MAIN TOP

1991 WINNEBAGO
TABLE OF CONTENTS

INTRODUCTION	A-01 -	A-02
ABBREVIATIONS		A-03
ALPHABETICAL INDEX	A-04 -	A-06
WCN36RQ	A-07 -	F-16
WFN36RA	F-17 -	K-22

1991 WCN36RQ INDEX

FLOOR PLAN	A-07 -	A-08
ACCESSORIES	A-09 -	A-18
BATH	A-19 -	A-22
BEDROOM	A-23 -	B-02
CHASSIS	B-03 -	B-14
C C & PAD	B-15 -	C-02
DINETTE	C-03 -	C-04
DRIVERS	C-05 -	C-12
ELECTRICAL	C-13 -	C-20
EXTERIOR BODY	C-21 -	D-04
GALLEY	D-05 -	D-12
HEATING & AC	D-13 -	D-18
INTERIOR FINISH	D-17 -	D-20
LABELS	D-21 -	E-08
LP		E-07
LOUNGE	E-08 -	E-09
SEALANTS & FASTENERS	E-10 -	E-12
WATER & SEWAGE	E-13 -	E-16
WINDOW, VENT AND		
EXTERIOR DOOR	E-17 -	F-18

GALLEY GROUP (CONTINUED)
RANGE

KEY	PART NUMBER	U/M DESCRIPTION
	065260-04-000	EA COVER-BIFOLD, RANGE - ALMOND - MAGIC CHEF# KL16A-1
	066507-02-000	EA RANGE-4BURNER, W/GLASS DOOR - BLACK - MAGIC CHEF FROM: 00-00-00 THRU 09-02-90
	055262-03-708	EA BUMPER-MAIN TOP, PLASTIC PLUG - MAGIC CHEF 744-176
	049045-01-742	EA BURNER ASM-OVEN, MAGIC CHEF 50-20216
	064782-02-715	EA CLIP-GRATE, MAGIC CHEF 413-00015
	065262-03-702	EA KNOB-THERMOSTAT, MAGIC CHEF 50-20281
	061374-02-701	EA REGULATOR-PRESSURE, MAGIC CHEF 976-27
	055262-03-700	EA THERMOSTAT, MAGIC CHEF 993-476
	049045-01-703	EA VALVE-TOP BURNER, MAGIC CHEF 997-584
	064782-02-706	EA HANDLE-OVEN DOOR, BLACK - MAGIC CHEF 50-25104
	049045-01-728	EA BROILER PAN W/O INSERT, MAGIC CHEF 50-22114-2
	066507-02-700	EA FILTER-PILOT, MAGIC CHEF 735-126
	066507-02-703	EA GLASS OUTER - MAGIC CHEF 50-27088-1
	066507-02-702	EA DEFLECTOR, VENT - MAGIC CHEF 50-27039-1
	066507-02-704	EA PANEL-OVEN DOOR-EBONY - MAGIC CHEF 2401F082-70
	066507-02-701	EA INSERT-BURNER (SLOTTED VENT), MAGIC CHEF 7214P015-60
	066507-02-707	EA TOP-MAIN, EBONY - MAGIC CHEF 2001F057-70
	066507-02-706	EA TRIM, LEFT - MAGIC CHEF 3608F018-70
	066507-02-706	EA TRIM, RIGHT - MAGIC CHEF 3608F017-70
	049045-01-741	EA INSERT-BROILER PAN, MAGIC CHEF 5022119-1 OR 2
	064782-02-710	EA BRACKET-FRONT GLASS, MAGIC CHEF 56-62097
	064782-02-712	EA GRATE-TOP BURNER, SQUARE HOLES - MAGIC CHEF 50-2543
	064782-02-714	EA FITTING-PIPE NIPPLE, 1/8" - MAGIC CHEF 863-1
	066507-01-700	EA PANEL-OVEN DOOR-ALMOND, MAGIC CHEF 2401F075-74
	066507-01-701	EA TOP-MAIN, ALMOND - MAGIC CHEF 2001F057-74
	064782-02-708	EA VALVE-MERCURY CONTROL, MAGIC CHEF 999-626
	102020-01-01A	EA RANGE-4 BURNER ALMOND - 22" - MAGIC CHEF BT22RA-4T-490 FROM 09-03-90 THRU 03-10-91
	102020-01-701	EA HANDLE-DOOR, MAGIC CHEF - 7701P082-60
	102020-01-702	EA PANEL-MANIFOLD, MAGIC CHEF 2816F080-70
	102020-01-703	EA PANEL-DOOR, ALMOND - MAGIC CHEF 2401F075-71
	102020-01-700	EA SHELF-OVEN, MAGIC CHEF - 7801-P027-60
	102020-01-705	EA TRIM-LEFT, MAGIC CHEF 3608F018-70
	102020-01-706	EA TRIM-RIGHT, MAGIC CHEF 3608F017-70
	102020-01-708	EA BURNER ASSEMBLY-OVEN, MAGIC CHEF 3403W003-45
	102020-01-709	EA BUMPER-GRATE, MAGIC CHEF 8007P018-60
	102020-01-710	EA FILTER-PILOT, MAGIC CHEF 7507P046-60
	102020-01-711	EA GRATE-TOP, MAGIC CHEF 7518P012-60
	102020-01-712	EA KNOB-BURNER VALVE, MAGIC CHEF 7733P044-60
	102020-01-713	EA KNOB-THERMOSTAT, MAGIC CHEF 7731P042-60
	102020-01-714	EA PILOT-OVEN, MAGIC CHEF 968-143
	102020-01-715	EA PIPE-MANIFOLD, MAGIC CHEF 7513P095-60
	102020-01-716	EA REGULATOR-PRESSURE, MAGIC CHEF 7510P033-60
	102020-01-717	EA THERMOSTAT, MAGIC CHEF 7515P024-60
	102020-01-718	EA TOP-MAIN, ALMOND - MAGIC CHEF 2001F085-84
	102020-01-720	EA VALVE-MERCURY CONTROL, MAGIC CHEF 7501P056-60
	102020-01-721	EA VALVE-SHUT OFF, MAGIC CHEF 7506F098-60
	102020-01-722	EA VALVE-TOP BURNER, MAGIC CHEF 7502P095-60
	102020-01-723	EA PILOT-BURNER, MAGIC CHEF 7505P147-60
	102020-01-724	EA BUMPER-MAIN TOP, MAGIC CHEF 8003P008-60

GALLEY GROUP (CONTINUED)
RANGE (CONT)

KEY	PART NUMBER	U/M DESCRIPTION
	102020-01-03A	EA RANGE-4 BURNER ALMOND - 22" - MAGIC CHEF BT22RA-4TZ FROM 03-11-91 THRU 99-99-99
	102020-01-701	EA HANDLE-DOOR, MAGIC CHEF - 7701P082-60
	102020-01-702	EA PANEL-MANIFOLD, MAGIC CHEF 2816F080-70
	102020-3A-700	EA PANEL-DOOR, BLACK - MAGIC CHEF 2401F083-70
	102020-01-700	EA SHELF-OVEN, MAGIC CHEF - 7801-P027-60
	102020-01-705	EA TRIM-LEFT, MAGIC CHEF 3608F018-70
	102020-01-706	EA TRIM-RIGHT, MAGIC CHEF 3608F017-70
	102020-01-708	EA BURNER ASSEMBLY-OVEN, MAGIC CHEF 3403W003-45
	102020-01-709	EA BUMPER-GRATE, MAGIC CHEF 8007P018-60
	102020-01-710	EA FILTER-PILOT, MAGIC CHEF 7507P046-60
	102020-01-711	EA GRATE-TOP, MAGIC CHEF 7518P012-60
	102020-01-712	EA KNOB-BURNER VALVE, MAGIC CHEF 7733P044-60
	102020-01-713	EA KNOB-THERMOSTAT, MAGIC CHEF 7731P042-60
	102020-01-714	EA PILOT-OVEN, MAGIC CHEF 968-143
	102020-01-715	EA PIPE-MANIFOLD, MAGIC CHEF 7513P095-60
	102020-01-716	EA REGULATOR-PRESSURE, MAGIC CHEF 7510P033-60
	102020-01-717	EA THERMOSTAT, MAGIC CHEF 7515P024-60
	102020-01-718	EA TOP-MAIN, ALMOND - MAGIC CHEF 2001F085-84
	102020-01-720	EA VALVE-MERCURY CONTROL, MAGIC CHEF 7501P056-60
	102020-01-721	EA VALVE-SHUT OFF, MAGIC CHEF 7506F098-60
	102020-01-722	EA VALVE-TOP BURNER, MAGIC CHEF 7502P095-60
	102020-01-723	EA PILOT-BURNER, MAGIC CHEF 7505P147-60
	102020-01-724	EA BUMPER-MAIN TOP, MAGIC CHEF 8003P008-60

RANGE HOOD

KEY	PART NUMBER	U/M DESCRIPTION
	100258-04-01A	EA HOOD-RANGE, W/MONITOR PANEL - VENTLINE TCS 4003JAD
	100258-04-700	EA CIRCUIT BOARD - VENTLINE 5037
	100258-04-701	EA BEZEL-SWITCH LEVER, CABLE TO VENT - VENTLINE CC116
	100258-04-702	EA SWITCH-LEVER, W/CABLE - VENTLINE CB547-4
	092896-01-701	EA KNOB-LEVER, CABLE - PLASTIC - BLACK - VENTLINE CC225
	092896-01-702	EA RESISTER-WIRE, VENTLINE L7314
	092896-01-709	EA BULB-812, LVS VA415
	092896-01-710	EA SOCKET-LIGHT, LVS CB267-2
	096983-01-708	EA LENS-LAMP, VENTLINE CC179
	090973-01-702	EA BLADE-FAN, LVS VA183-1
	096983-01-707	EA FILTER-GREASE, 8" X 8" - LVS CC246
	096983-01-703	EA SWITCH-ON/OFF - JENSEN 115
	100258-10-01A	EA SWITCH-TWO WAY MOMENTARY, VENTLINE 112
	090973-01-700	EA METER-HOUR, VENTLINE 150
	100258-04-703	EA MOTOR - LVS CA508-1
	075470-01-703	EA CONTROL PANEL ASM
	096983-01-701	EA SWITCH - ON - OFF
	100258-04-704	EA SWITCH - MOMENTARY, ONE WAY
	092696-01-700	EA METAL FACE PLATE SCREENED
		EA FASTENER - PLASTIC - F/CABLE

**1991 WINNEBAGO
TABLE OF CONTENTS**

INTRODUCTION	A-01 -	A-02
ABBREVIATIONS		A-03
ALPHABETICAL INDEX	A-04 -	A-06
WCN36RQ	A-07 -	F-16
WFN36RA	F-17 -	K-22

1991 WCN36RQ INDEX

FLOOR PLAN	A-07 -	A-08
ACCESSORIES	A-09 -	A-18
BATH	A-19 -	A-22
BEDROOM	A-23 -	B-02
CHASSIS	B-03 -	B-14
C C & PAD	B-15 -	C-02
DINETTE	C-03 -	C-04
DRIVERS	C-05 -	C-12
ELECTRICAL	C-13 -	C-20
EXTERIOR BODY	C-21 -	D-04
GALLEY	D-05 -	D-12
HEATING & A/C	D-13 -	D-16
INTERIOR FINISH	D-17 -	D-20
LABELS	D-21 -	E-06
LP		E-07
LOUNGE	E-08 -	E-09
SEALANTS & FASTENERS	E-10 -	E-12
WATER & SEWAGE	E-13 -	E-16
WINDOW, VENT AND EXTERIOR DOOR	E-17 -	F-16

GALLEY GROUP (CONTINUED)
REFRIGERATOR & COMPONENTS (STANDARD)

KEY	PART NUMBER	U/M DESCRIPTION
	094039-05-000	EA REFRIGERATOR-2-WAY, LARGE DOUBLE DOOR - NORCOLD #882
	084880-03-701	EA COOLING UNIT (HORIZ BURNER) - NORCOLD 61687337
	084880-03-700	EA FLUE(HORIZONTAL) BURNER - NORCOLD 616161
	088248-01-709	EA HEATER-AC, (HORIZONTAL) - NORCOLD# 615827
	075217-01-737	EA CONTROL MODULE, NORCOLD# 61525022
	094039-04-702	EA POWER SUPPLY (2 WAY) - NORCOLD 61647422
	094039-04-701	EA EYEBROW (SHELL) 2 WAY - NORCOLD 61689822
	084473-03-715	EA KNOB-THERMOSTAT, NORCOLD 616117
	084473-03-714	EA KNOB-MODE SELECTOR, NORCOLD 616118
	094039-04-700	EA PC BOARD (2 WAY)
	094039-01-738	EA MANUAL SHUT-OFF HARPER WYMAN
	084880-01-713	EA CONNECTOR-MALE, INLET FITTING - NORCOLD# 615258
	084473-03-703	EA TUBE-BURNER, NORCOLD 616065
	084473-01-712	EA ORIFICE-NORCOLD 614521
	088248-01-708	EA BURNER-HORIZONTAL, NORCOLD 615881
	088248-01-708	EA ELECTRODE-IGNITION, (HORIZONTAL) - NORCOLD# 615732
	088248-01-712	EA FRAME-DOOR, LOWER - BROWN - NORCOLD 615578
	084880-01-733	EA DAIRY KEEPER - NORCOLD 615804
	084472-02-716	EA TRIM-CABINET, TOP - BROWN - NORCOLD# 613614
	094039-01-723	EA HINGE BRACKET, TOP RH-BTM LH BLK - NORCOLD 61580838
	048955-01-713	EA PIN-HINGE, NORCOLD# 611146
	094039-01-708	EA UPPER DOOR HANDLE ASM (BLK)
	094039-01-708	EA UPPER DOOR LINER (WHITE) BLK - NORCOLD 61581838-B
	084472-03-700	EA PIN-HINGE, BOTTOM - NORCOLD 615507
	054450-01-000	EA LEVEL-REFRIGERATOR
	084073-01-000	EA COVER-ROOF VENT, NORCOLD REFRIGERATOR - BEIGE
	084073-04-000	EA BASE-ROOF VENT, NORCOLD REFRIGERATOR - BLACK
	084073-04-000	EA BASE-ROOF VENT, NORCOLD REFRIGERATOR - BLACK

REFRIGERATOR-NORCOLD, 2 WAY - W/ICE MAKER

KEY	PART NUMBER	U/M DESCRIPTION
	052954-01-000	EA ADAPTER-NOSE CONE, 3/8" OR 1/2" TUBING - PLASTIC - GRAY
	077054-01-000	EA VALVE-PLASTIC, 1/2M X 1/2M, 1/4COMP
	091208-01-000	EA WASHER-RUBBER, .06" X .75" X .5"
	058708-01-000	EA RECEPTACLE-ELECTRIC, DOUBLE - BROWN
	094039-08-000	EA REFRIGERATOR-NORCOLD, 2 WAY - W/ICE MAKER & DOUBLE DOOR
	084880-03-701	EA COOLING UNIT (HORIZ BURNER) - NORCOLD 61687337
	084880-03-700	EA FLUE(HORIZONTAL) BURNER - NORCOLD 616161
	088248-01-709	EA HEATER-AC, (HORIZONTAL) - NORCOLD# 615827
	075217-01-737	EA CONTROL MODULE, NORCOLD# 61525022
	094039-04-702	EA POWER SUPPLY (2 WAY) - NORCOLD 61647422
	094039-04-701	EA EYEBROW (SHELL) 2 WAY - NORCOLD 61689822
	094039-04-700	EA PC BOARD-2 WAY, NORCOLD# 61647322
	084880-01-715	EA VALVE-SHUT OFF, MANUAL - NORCOLD# 61687922
	084880-01-713	EA CONNECTOR-MALE, INLET FITTING - NORCOLD# 615258
	084473-01-702	EA ORIFICE-NORCOLD 614521
	088248-01-708	EA BURNER-HORIZONTAL, NORCOLD 615881
	088248-01-708	EA ELECTRODE-IGNITION, (HORIZONTAL) - NORCOLD# 615732
	088248-01-712	EA FRAME-DOOR, LOWER - BROWN - NORCOLD 615578
	084880-01-733	EA DAIRY KEEPER - NORCOLD 615804
	084472-02-716	EA TRIM-CABINET, TOP - BROWN - NORCOLD# 613614
	048955-01-713	EA PIN-HINGE, NORCOLD# 611146
	084472-03-700	EA PIN-HINGE, BOTTOM - NORCOLD 615507
	084472-01-727	EA HINGE-UPPER RIGHT, NORCOLD 613528
	094039-01-707	EA UPPER DOOR HANDLE ASSY(BRN) - NORCOLD 61650037
	094039-01-705	EA UPPER DOOR LINER (WHITE) BRN - NORCOLD 61581837-B
	084880-01-735	EA HINGE BRKT, TOP LH-BTM RH BRN - NORCOLD 61580837
	084880-01-722	EA CRISPER COVER - NORCOLD 615641
	094039-01-731	EA CRISPER (GRAY) SILVER TRIM - NORCOLD 61571380
	084472-01-726	EA FRAME STRIP-CABINET, LEFT - NORCOLD 613820-32
	094039-01-720	EA CAB ASSEMBLY (BRN FRAME/WHT LINER) - NORCOLD# 616832
	084880-01-746	EA CABLE, NORCOLD 61571522

GALLEY GROUP (CONTINUED)
REFRIGERATOR-NORCOLD, 2 WAY - W/ICE MAKER (CONT)

KEY	PART NUMBER	U/M DESCRIPTION
	084880-01-731	EA HINGE PIN, NORCOLD 61578123
	084880-01-744	EA HINGE PIN SHAFT (CTR HINGE), NORCOLD 61588723
	084880-01-726	EA HINGE BRACKET (CTR HINGE), NORCOLD 61588523
	084880-01-749	EA HINGE BUSHING - NORCOLD 615807
	088248-01-707	EA ELECTRODE-SENSOR, (HORIZONTAL), NORCOLD# 61573322
	094039-01-702	EA GASKET (GRAY) UPPER - NORCOLD 61587830
	094039-01-713	EA DOOR GASKET(LOWER) GRAY - NORCOLD 61588030
	094039-01-706	EA UPPER DOOR LINER (WHITE) BRN - NORCOLD 61581837-B
	094039-01-714	EA LOWER DOOR LINER (BRN/WHT) - NORCOLD# 61581737-B
	094039-01-715	EA LOWER DOOR LINER (BLK/WHT) - NORCOLD 61581738-B
	094039-01-718	EA LOWER DOOR HANDLE ASSY (BRN) - NORCOLD# 61648837
	094039-01-717	EA LOWER DOOR HANDLE ASSY (BLK) - NORCOLD 61648838
	084880-01-718	EA VALVE-GAS, NORCOLD 61551822
	084880-03-705	EA BRACKET F/INT REFRIG LIGHT - NORCOLD 61629722
	084880-03-708	EA LAMP (BULB) - NORCOLD 61628922
	084880-01-736	EA SWITCH-LIGHT, BLACK - NORCOLD# 61581022
	075217-01-738	EA SWITCH-HUMIDITY, NORCOLD 61525922
	084880-01-732	EA LATCH, NORCOLD 61578522
	084880-02-700	EA LOWER FLANGE 886348883, NORCOLD 61622123
	094039-01-732	EA FRONT COVER(BLK) BTM TRIM - NORCOLD 61622130
	094039-01-712	EA DOOR BIN(GRAY)SILVER BORDER - NORCOLD 61584080
	094039-01-718	EA MILK BIN (GRAY)W/SILVER TRIM - NORCOLD 61579480
	084880-01-748	EA PLUG-INSTALLATION, BROWN - NORCOLD 615797
	094039-01-740	EA PLUG-INSTALLATION, BLACK - NORCOLD 61579730
	084880-01-747	EA PLUG-HOLE, NORCOLD 61582022
	094039-01-722	EA HOLE PLUG (BLK) HINGE HOLES - NORCOLD 61582030
	094039-01-711	EA JUICE RACK(GRAY)W/SILVER TRIM - NORCOLD 61580540
	084472-01-749	EA FLUG-1/8", NORCOLD# 614453
	084472-02-733	EA FRAME CAP-LOWER DOOR, TOP - NORCOLD 615580
	088248-01-711	EA FRAME-DOOR, UPPER - BROWN - NORCOLD 615575
	075217-01-734	EA FUSE-3 AMP, NORCOLD# 61538822
	084880-03-707	EA COVER FLAMP OR BULB - NORCOLD 61627922
	094039-01-733	EA WIRE SHELF (MIDDLE) - NORCOLD 61563822
	094039-01-734	EA WIRE SHELF (TOP) W/RISE - NORCOLD 61563722
	094039-01-703	EA PLATE-HINGE, LH - BROWN - NORCOLD 61631422
	094039-01-704	EA HINGE PLATE (BLK) LH - NORCOLD 61631430
	094039-01-709	EA PLATE-HINGE, TOP RH - LH BOTTOM - BROWN - NORCOLD 61
	094039-01-710	EA HINGE PLATE(BLK) RHTOP LHBTM - NORCOLD 61631330
	094039-07-700	EA ICE MAKER, NORCOLD 61684837
	094039-07-701	EA BIN-ICE CUBE, NORCOLD 61688322
	094039-07-702	EA SHELF-WIRE, FREEZER - TALL - NORCOLD 61687722
	094039-07-703	EA SHELF-WIRE, FREEZER - SHORT - NORCOLD 61674122
	094039-01-741	EA TRAY-SHELF, PLASTIC - GRAY - NORCOLD 61688922
	094039-07-704	EA VALVE-WATER FILL, NORCOLD 61657022

**1991 WINNEBAGO
TABLE OF CONTENTS**

INTRODUCTION	A-01	A-02
ABBREVIATIONS		A-03
ALPHABETICAL INDEX	A-04	A-08
WCN36RQ	A-07	F-18
WFN36RA	F-17	K-22

1991 WCN36RQ INDEX

FLOOR PLAN	A-07	A-08
ACCESSORIES	A-09	A-18
BATH	A-19	A-22
BEDROOM	A-23	B-02
CHASSIS	B-03	B-14
C C & PAD	B-15	C-02
DINETTE	C-03	C-04
DRIVERS	C-05	C-12
ELECTRICAL	C-13	C-20
EXTERIOR BODY	C-21	D-04
GALLEY	D-05	D-12
HEATING & A/C	D-13	D-16
INTERIOR FINISH	D-17	D-20
LABELS	D-21	E-08
LP		E-07
LOUNGE	E-08	E-09
SEALANTS & FASTENERS	E-10	E-12
WATER & SEWAGE	E-13	E-16
WINDOW, VENT AND EXTERIOR DOOR	E-17	F-16

HEATING & AIR CONDITIONING GROUP

REAR HEATER

KEY	PART NUMBER	U/M DESCRIPTION
	009188-01-000	FT DUCT-HEAT, FLEXIBLE - 4" ID
	009200-01-000	EA TAPE-FURNACE, 1 1/2"
	023148-01-000	EA CLAMP-SCREW TYPE - 4"
	059636-02-000	EA CONNECTOR-DUCT, 4" ID
	000367-10-128	EA SCREW, 10-12 X 3/4 PPH.- ZN
	007108-02-000	FT HOSE-HEATER, 3/4" ID
	007108-01-000	FT HOSE-HEATER, 5/8" ID
	008042-01-000	FT TUBING-VINYL, .65" ID
	056464-05-000	EA REGISTER-PLASTIC W/O DAMPER - 4" DIAMETER - GOLDEN
	062401-01-000	EA CLAMP-HOSE, WORMGEAR .25" - 1"
	079059-01-000	EA HOSE-90 DEGREE, .61" ID X 4" X 36"
	079059-02-000	EA HOSE-90 DEGREE, .61" ID X 4" X 6"
	083081-01-000	EA HOSE-FORMED, 90 DEGREES
	084405-01-000	EA HEATER ASM-REAR, DUCTED - W/MOTOR A/D - EVANS
	084405-01-700	EA HEATER CORE-EVANS# FT200229
	084405-01-701	EA FAN BLADES-EVANS# HV029831
	084405-01-702	EA MOTOR ASM-12 V, EVANS# 200148
	088753-01-000	FT TUBE-ALUMINIZED STEEL, 5/8" - 18 GAUGE
	040731-01-000	EA NIPPLE-INLET MANIFOLD, GM-3838094
	081673-01-000	EA BRACKET-MOTOR A/D TUBES, 4" X 1 5" - STEEL
	082401-01-000	EA CLAMP-HOSE, WORMGEAR .25" - 1"
	082401-04-000	EA CLAMP-HOSE, WORMGEAR .60" - 1.25"
	071015-13-000	EA GROMMET-5/8" ID, FITS .09" MATERIAL, RUBBER
	073194-02-000	EA CLAMP-HOSE, WORMGEAR 1.26" - 1.97"
	080179-01-000	EA BRACKET-SUPPORT, HEATER HOSE - IN ENGINE COMPARTMENT
	088753-01-000	FT TUBE-ALUMINIZED STEEL, 5/8" - 18 GAUGE

A/C EVAPORATOR

KEY	PART NUMBER	U/M DESCRIPTION
	088227-02-000	EA EVAPORATOR-A/C, ARA 0508213
		FROM 00-00-00 THRU 07-22-91
	088227-02-701	EA BRACKET-BOWDEN CABLE MOUNTING, ARA 0409417
	088227-02-702	EA DOOR ASM, F./U/RECYCLING - ARA 0321330
	088227-02-703	EA SUCTION HOSE #10, ARA 0886712
	088227-02-705	EA HOSE, LIQUID, ARA 0886713
	088227-01-700	EA DOOR ASSEMBLY, ARA 0320518
	088227-01-701	EA CRANK-MIX, ROUND DOOR - ARA 0318225
	088227-01-703	EA EVAPORATOR, CORE, ARA 0680571
	088227-01-704	EA VALVE, EXPANSION BLOCK, ARA 1297022
	088227-01-707	EA RESISTOR, FUSED A/C, ARA 0885515
	088227-01-708	EA MOTOR BLOWER, ARA 1120080
	088227-01-709	EA WHEEL REQUIRED BALANCING, ARA 0252084
	088227-01-711	EA CRANK, MIXING DOOR, ARA 0320480
	077052-01-700	EA COIL, EVAPORATOR, ARA 0560458
	072342-03-709	EA O'RING, #10 - ARA 0059807
	072342-03-707	EA O'RING, #8 - ARA 0059805
	072341-01-708	EA SERVO-VACUUM CONTROL, ARA 1120040
	075789-01-718	EA O'RING-AEROQUIP FITTING, ARA 0543513
	088782-02-705	EA PIN, RETAINER, ARA 1701787
	072341-01-707	EA THERMOSTAT, ARA 1247312
	088227-02-705	EA HOSE, LIQUID, ARA 0886713

HEATING & AIR CONDITIONING GROUP (CONTINUED)

CONTROL & PLENUM

KEY	PART NUMBER	U/M DESCRIPTION
	091902-03-000	EA CONTROL/PLENUM ASM-ARA# 0506350
		FROM 00-00-00 THRU 07-21-91
	072341-06-700	EA SWITCH-4 SPEED, FAN - ARA 0883602
	091902-02-700	EA ROD, A/C-HEAT DOOR, ARA 0321485
	091902-02-701	EA TRANSITION ASSEM. HI-TEMP, ARA 0786498
	091902-02-702	EA BRACKET, PLENUM MOUNT, ARA 0321501
	091902-02-703	EA GRILLE, ARA 0483164
	091902-01-700	EA DOOR, DEFROST/HEAT, ARA 0320579
	088227-01-711	EA CRANK, MIXING DOOR, ARA 0320480
	091902-01-701	EA MOTOR, VACUUM, ARA 1120042
	072341-01-708	EA SERVO-VACUUM CONTROL, ARA 1120040
	072341-01-710	EA CONTROL HEAD ASM W/O DECAL, ARA 0884970
	072341-01-722	EA DECAL-ONLY F/CONTROL HEAD, ARA 1900101
	072341-01-712	EA SWITCH-VACUUM, ARA 1298639
	091902-01-705	EA HARNESS & SOCKET JUMPER, ARA 0884635
	091902-01-708	EA CABLE, BOWDEN, ARA 0483152
	091902-01-707	EA HARNESS, WIRE, ARA 0885623
	091902-01-708	EA HARNESS, VACUUM, ARA 1000555
	077052-01-701	EA RELAY, ARA 1331142
	072341-08-700	EA RESERVOIR-VACUUM, ARA 1701039
	091902-01-709	EA GRILLE RETURN AIR, ARA 1701058
	103930-02-000	EA CONTROL/PLENUM ASSEMBLY, SCS 093-0031
		FROM 07-22-91 THRU 99-99-99
	103930-02-700	EA PANEL-CONTROL, SCS 032-0018
	103930-02-701	EA VALVE-CONTROL HEAD, SCS 034-0015
	072341-08-700	EA SWITCH-4 SPEED, FAN - ARA 0883602
	103930-02-702	EA DECAL-WINNEBAGO "N", SCS 058-0008
	103930-02-703	EA HARNESS-WIRE CONTROL, SCS 036-0048
	103930-02-704	EA HARNESS-VACUUM CONTROL, SCS 036-0049
	103930-02-705	EA CABLE-CONTROL, BOWDEN - SCS 074-0011
	103930-02-706	EA CLIP-CABLE, CONTROL - SCS 022-0017
	103930-02-707	EA RELAY, SCS 031-0001
	103930-02-708	EA MOTOR-VACUUM SERVO, A/C - SCS 030-0002
	103930-02-709	EA MOTOR-VACUUM SERVO, DEFROSTER - SCS 030-0020
	103930-02-710	EA CANISTER-VACUUM, SCS 054-0002
	103930-02-711	EA VALVE-WATER, SCS 034-00114
	084831-08-000	EA WIRE ASSEMBLY-AC COMPRESSOR ADAPTER - SCS 038-0054
	091902-05-000	EA WIRE-COOLING FAN, ARA 0571123
		FROM 00-00-00 THRU 04-01-91
	101849-01-000	EA WIRE ASSEMBLY-COOLING FAN ADAPTER
		FROM 00-00-00 THRU 04-01-91
	103347-01-000	EA WIRE ASSEMBLY-COOLING FAN ADAPTER
		FROM 04-02-91 THRU 99-99-99
	000G11-08-088	EA SCREW, 8-18 X 1/2 PPH - ZN
	007078-01-700	FT HOSE-FLEXIBLE PVC - 2" ID
	007108-01-000	FT HOSE-HEATER, 5/8" ID
	007281-01-000	EA HOSE-FLEXIBLE PVC, 2 5" ID X 50'
	007281-01-700	FT HOSE-FLEXIBLE PVC, 2 5" ID
	024990-01-000	EA OUTLET-DEFROSTER, WITH SWIVEL - 2" - TAN
	056402-01-000	EA BRACKET-MOUNTING, ROUND HEAT VENT - METAL - TAN
	056402-02-000	EA BRACKET-MOUNTING, ROUND HEAT VENT - W/BEND - METAL - TA
	062401-04-000	EA CLAMP-HOSE, WORMGEAR 60" - 1.25"
	091930-02-000	EA DUCT-DEFROSTER, W/O SIDE OUTLET - ARA# 0571020
		FROM 00-00-00 THRU 07-22-90
	091930-03-000	EA DUCT-DEFROSTER, W/O SIDE OUTLET - ARA 0571109
		FROM 07-23-90 THRU 05-12-91
	103017-01-000	EA PLENUM-DEFROSTER

**1991 WINNEBAGO
TABLE OF CONTENTS**

INTRODUCTION	A-01 - A-02
ABBREVIATIONS	A-03
ALPHABETICAL INDEX	A-04 - A-05
WCN36RQ	A-07 - F-16
WFN36RA	F-17 - K-22

1991 WCN36RQ INDEX

FLOOR PLAN	A-07 - A-08
ACCESSORIES	A-09 - A-18
BATH	A-19 - A-22
BEDROOM	A-23 - B-02
CHASSIS	B-03 - B-14
C C & PAD	B-15 - C-02
DINETTE	C-03 - C-04
DRIVERS	C-05 - C-12
ELECTRICAL	C-13 - C-20
EXTERIOR BODY	C-21 - D-04
GALLEY	D-05 - D-12
HEATING & A/C	D-13 - D-16
INTERIOR FINISH	D-17 - D-20
LABELS	D-21 - E-08
LP	E-07
LOUNGE	E-08 - E-09
SEALANTS & FASTENERS	E-10 - E-12
WATER & SEWAGE	E-13 - E-15
WINDOW, VENT AND EXTERIOR DOOR	E-17 - F-18

HEATING & AIR CONDITIONING GROUP (CONTINUED)
SUBURBAN FURNACE & WALL THERMOSTAT

KEY	PART NUMBER	U/M DESCRIPTION
	083365-01-000	EA THERMOSTAT-WALL, FURNACE - SUBURBAN 0160802
	082300-03-000	EA FURNACE-SUBURBAN, 34,000 BTU - NT-34B
	082300-01-705	EA ELECTRODE, SUBURBAN 230858
	088634-01-733	EA RELAY, TIME DELAY 20&30 BTU, SUBURBAN 231202
	079116-01-700	EA MOTOR ASM-SUBURBAN# 231208
	082300-01-720	EA WHEEL-ROOM AIR, SUBURBAN 350113
	082300-02-702	EA MICROSWITCH ASM, SUBURBAN# X230509
	082300-01-728	EA WHEEL-COMB AIR, SUBURBAN 350110
	075696-02-728	EA GASKET-CROSSOVER TUBE, SUBURBAN 070385
	082300-01-724	EA GASKET-MOTOR MOUNT, SUBURBAN 070384
	082300-01-727	EA GASKET-COMBUSTION AIR HOUSING, SUBURBAN 070386
	082300-01-711	EA VENT CAP ASSEMBLY, SUBURBAN X280179
	088634-01-729	EA VALVE-GAS, JOHNSON - SUBURBAN 180832
	082300-01-701	EA CABINET FRONT, SUBURBAN 101172
	082300-01-708	EA SWITCH LIMIT, SUBURBAN 231440
	088634-01-720	EA ORIFICE-MAIN BURNER, SUBURBAN# 0180222
	082300-01-704	EA GASKET-ELECTRODE, SUBURBAN 070163
	088634-01-708	EA MODULE BOARD, SUBURBAN# 231427
	082300-01-718	EA ELBOW 90°, SUBURBAN 170374
	088634-01-716	EA VALVE-MANUAL SHUTOFF, SUBURBAN 180740
	082300-01-717	EA WIRE ASSEMBLY (POWER SUPPLY) - SUBURBAN X231428
	082300-01-708	EA DOOR-BURNER ACCESS, SUBURBAN 030523
	088634-01-732	EA GASKET-BURNER ACCESS DOOR, SUBURBAN 070398
	075696-02-708	EA DISC-GLASS, SUBURBAN 310026
	082300-01-715	EA MANIFOLD ASSEMBLY, SUBURBAN 171034
	088634-01-712	EA GASKET-MANIFOLD, SUBURBAN 070408
	082300-01-712	EA BURNER ASM, SUBURBAN X010701
	082300-01-721	EA BLOWER HOUSING ASSEMBLY, SUBURBAN 390283
	075696-02-727	EA BRACKET-MOTOR MOUNT, SUBURBAN# 082138
	082300-03-702	EA HOUSING, COMB AIR ASM NT-34BW - SUBURBAN X390417
	082300-01-728	EA HCUSING, COMB AIR (OUTSIDE) - SUBURBAN 380424
	082300-02-700	EA COMBUSTION CHAMBER ASM 30&34 BW - SUBURBAN X021015
	088634-01-720	EA ORIFICE-MAIN BURNER, SUBURBAN 180222
	082300-03-701	EA MOTOR ASSEMBLY (NT-34BW)
	082300-01-700	EA CABINET, SUBURBAN X101176

HEATING SYSTEM COMPONENTS

KEY	PART NUMBER	U/M DESCRIPTION
	007076-01-000	FT HOSE-FLEXIBLE PVC - 2" ID
	088342-01-000	EA WYE-CONNECTOR, 2.5" FLEXHOSE
	082776-01-000	EA ADAPTER-DUCT, 2"
	088328-01-000	EA GRILLE-FLOOR, HEATING - 9 3/4" X 5 4/8" - BROWN
	082321-01-000	FT INSULATION-FIBERGLASS, W/ALUMINUM FOIL
	083614-01-01A	EA GRILLE-RETURN AIR, FURNACE - 15 8/8" X 7 8/8" - BROWN
	084800-01-02A	EA REGISTER-HEAT, FLOOR-W/O DAMPER-3 8" X 10 5" X 1 4" - BROW
	084800-02-02A	EA REGISTER-HEAT, FLOOR - W/DAMPER - 3 8" X 10 5" X 1 4" BROW
	024990-01-000	EA OUTLET-DEFROSTER, WITH SWIVEL - 2" - TAN
	024990-03-000	EA OUTLET-LOUVERED, W/SWIVEL - 2" - GRAY
	084077-03-000	EA COVER-BLANK, ROOF A/C - IVORY

HEATING & AIR CONDITIONING GROUP (CONTINUED)
ROOF A/C-13500 BTU

KEY	PART NUMBER	U/M DESCRIPTION
	008358-01-000	EA CONNECTOR-PLASTIC, 3/8" AVG
	074883-01-000	EA LABEL-A/C SELECTOR
	083763-01-03A	EA A/C-ROOF, 13500 BTU - BEIGE - COLEMAN 87580708/8758-808
	083763-03-700	EA SHROUD(BEIGE/CHARCOAL), COLEMAN# 8758-4581
	083308-01-701	EA DECAL PKG. LEFT&RIGHT, COLEMAN 879863581
	083763-01-702	EA OVERLOAD, COLEMAN# 8758-3831
	083763-01-712	EA FAN BLADE-CONDENSER, COLEMAN# 8733-3221
	076303-01-712	EA MOTOR, COLEMAN# 8707A311B
	093763-01-703	EA IMPELLOR-7" DIA X 2.8" WIDE, COLEMAN# 8758-3271
	081225-01-709	EA START RELAY, COLEMAN# 1497-4131
	081225-01-710	EA START CAPACITOR, COLEMAN# 1487-0881
	073742-02-704	EA RUN CAPACITOR (COMPRESSOR), COLEMAN 14894881
	083763-01-704	EA CAPACITOR-FAN, COLEMAN# 1489-3481
	042204-01-709	EA THERMOSTAT IN-84, OUT-58, COLEMAN# 8701-3401
	042205-01-702	EA THERMOSTAT IN-88, OUT-58, COLEMAN# 8703-3401
	083763-01-705	EA HEAT ELEMENT-COLEMAN# 8798-3321
	083763-01-708	EA CONDENSER COIL-COLEMAN# 1452-1251
	083763-01-714	EA COMPRESSOR-TECUMSEH, COLEMAN 8746-3589
	083763-01-707	EA EVAPORATOR COIL-COLEMAN# 1452-1351
	073742-01-701	EA SELECTOR SWITCH (5 TERMINAL), COLEMAN# 8758-3251
	073742-01-702	EA DECAL COOL ONLY, COLEMAN# 8758C3431
	073742-01-703	EA DECAL HEAT&COOL, COLEMAN# 8758-3481
	081608-01-708	EA LIMIT SWITCH (OPEN 180,CLOSE 110), COLEMAN# 8703-3041
	081225-01-713	EA KNOB (2 PER PACKAGE), COLEMAN# 8701-3351
	076303-01-707	EA FILTER-6" X 14 3/4" X 1/2", 12 PER PKG - COLEMAN 8703A3151
	083763-01-710	EA SINGLE PARTS PACKAGE, COLEMAN# 8758-5841
	081225-01-717	EA DECAL (THERMOSTAT) COOL ONLY, COLEMAN# 8798A3441
	083763-01-705	EA DECAL-HEAT/COOL THERMOSTAT, COLEMAN# 8798A3471
	081808-01-712	EA CEILING SHROUD (IVORY), COLEMAN# 8769-5081
	083763-01-711	EA GASKET PACKAGE, COLEMAN 87583281

CEILING ASSEMBLY

KEY	PART NUMBER	U/M DESCRIPTION
	083764-01-700	EA CEILING ASM-A/C COOL ONLY, TSR - COLEMAN 87580714
	073937-03-000	EA SWITCH-ROTARY SELECTOR, 3 DECK - A/C - CA20-USA892
	073937-01-700	EA KNOB-ROTARY SWITCH, A/C SELECTOR - 145749
	102289-01-000	EA SPRING-SCREW, ROOF A/C GASKET - COLEMAN 8757-150

ROOF A/C-13500 BTU - TWO UNITS - EUROPEAN L28F

KEY	PART NUMBER	U/M DESCRIPTION
	008358-01-000	EA CONNECTOR-PLASTIC, 3/8" AVG
	074883-01-000	EA LABEL-A/C SELECTOR
	082440-01-000	EA A/C-ROOF, 13500 BTU - 220V - 50HZ - COLEMAN# 8713C750
	082441-01-000	EA CEILING ASM-A/C, 220V - 50HZ - COLEMAN# 8712ET16
		PIECE PARTS NOT AVAILABLE WHEN PROCESSED
	073937-03-000	EA SWITCH-ROTARY SELECTOR, 3 DECK - A/C - CA20-USA892
	073937-01-700	EA KNOB-ROTARY SWITCH-A/C SEL
	008311-01-000	EA CONNECTOR-WIRE NUT, INSULATED - RED
	008328-01-000	EA TERMINAL-RING, 12/10 WIRE - #10 STUD FIT
	000667-10-12P	EA SCREW, 10-12 X .75 PPH - DARK BROWN
	009439-07-000	EA SCREW, 8-32 X 1 1/4 PPH - BLACK
	000667-10-12B	EA SCREW, 10-12 X 3/4 PPH - ZN
	102289-01-000	EA SPRING-SCREW, ROOF A/C GASKET - COLEMAN 8757-150

**1991 WINNEBAGO
TABLE OF CONTENTS**

INTRODUCTION	A-01 -	A-02
ABBREVIATIONS		A-03
ALPHABETICAL INDEX	A-04 -	A-08
WCN36RQ	A-07 -	F-16
WFN36RA	F-17 -	K-22

1991 WCN36RQ INDEX

FLOOR PLAN	A-07 -	A-08
ACCESSORIES	A-09 -	A-18
BATH	A-19 -	A-22
BEDROOM	A-23 -	B-02
CHASSIS	B-03 -	B-14
C C & PAD	B-15 -	C-02
DINETTE	C-03 -	C-04
DRIVERS	C-05 -	C-12
ELECTRICAL	C-13 -	C-20
EXTERIOR BODY	C-21 -	D-04
GALLEY	D-05 -	D-12
HEATING & A/C	D-13 -	D-18
INTERIOR FINISH	D-17 -	D-20
LABELS	D-21 -	E-06
LP		E-07
LOUNGE	E-08 -	E-09
SEALANTS & FASTENERS	E-10 -	E-12
WATER & SEWAGE	E-13 -	E-16
WINDOW, VENT AND EXTERIOR DOOR	E-17 -	F-16

INTERIOR FINISH GROUP
ASSIST HANDLE & ENTRY DOOR STRIKE COVER

KEY	PART NUMBER	U/M	DESCRIPTION
	077461-01-000	EA	COVER-STRIKE, ENTRY DOOR - 6 5" X 2.56" - PLASTIC - BEIGE FROM: 00-00-00 THRU 07-09-90
	077461-03-000	EA	COVER-STRIKE, ENTRY DOOR - 6 5" X 2.5" - PLASTIC - OFF WHITE FROM: 07-10-90 THRU 99-99-99
	069178-02-000	EA	BRACKET-MOUNTING, ASSIST HANDLE
	000C16-07-168	EA	BOLT-CARRIAGE, ASSIST HANDLE - 7/16" - 14 X 1" ZN
	000D20-07-008	EA	NUT-ACORN - ASSIST HANDLE - 7/16" X 14 ZN
	053552-02-AA8	EA	HANDLE-ASSIST, INTERIOR - ENTRY DOOR - VINYL
	061804-01-000	EA	SLIDE-BOLT, ANTIQUE BRASS
	063213-01-000	EA	CATCH-ROLLER, NYLON PLASTIC - WSPRING - WHITE
	009059-01-000	EA	HINGE-DOOR, 2" X 1 4" - BRASS FROM: 00-00-00 THRU 09-23-90
	009059-02-000	EA	HINGE-2 IN-BRASS FROM: 00-00-00 THRU 09-23-90
	102920-01-01A	EA	HINGE-SPRING LOADED FROM: 09-24-90 THRU 99-99-99
	101430-01-01A	EA	HINGE-2 IN-BRASS, .060 IN FROM: 09-24-90 THRU 99-99-99
	093168-01-01A	EA	TRIM-DOOR, BATH - 75 4" - HINGE SIDE - METAL - TAN FROM: 00-00-00 THRU 09-23-90
	093168-03-01A	EA	TRIM-DOOR, BATH, 1904, TAN FROM: 09-24-90 THRU 99-99-99
	094485-01-01A	EA	KNOB-DOOR, POLISHED BRASS FROM: 00-00-00 THRU 09-23-90
	102755-01-01A	EA	KNOB-PASSAGE FROM: 09-24-90 THRU 99-99-99
	093586-04-000	EA	STRIKE-SPRING STEEL

WALL CLOCK

KEY	PART NUMBER	U/M	DESCRIPTION
	100793-01-01A	EA	CLOCK-WALL, OVAL - GOLDENAIRE, 545121 A
	101333-01-000	EA	BACKPLATE-CLOCK, IN WALL SHIELD FOR CLOCK

FLOOR COVERINGS & COMPONENTS

KEY	PART NUMBER	U/M	DESCRIPTION
	098080-14-000	SY	CARPET, 12' WIDE ROLLS - CAMEO BLUE - INC OF 4 SY (B07, B22)
	098080-15-000	SY	CARPET, 12' WIDE ROLLS - MINK BROWN - INC OF 4 SY (B08) FROM: 00-00-00 THRU 02-10-91
	098080-26-000	SY	CARPET, 12' WIDE ROLLS - ROSEWOOD - INC OF 4 SY (B08) FROM: 02-11-91 THRU 99-99-99
	098080-16-000	SY	CARPET, 12' WIDE ROLLS - PINE MIST - INC OF 4 SY (B09)
	075233-01-000	SY	PAD-CARPET, 3/8" X 6'
	076314-02-000	FT	TAPE-CARPET SEAM, HEAT-BOND
	093486-01-000	SY	CARPET-COMPARTMENT, 54" WIDE - DARK GRAY
	076314-02-000	FT	TAPE-CARPET SEAM, HEAT-BOND
	047034-02-000	SF	PLASTIC-CARPET, 4" WIDE - CLEAR POLY
	075233-01-000	SY	PAD-CARPET, 3/8" X 6'
	081075-01-000	EA	MAT-FLOOR, ENTRANCE
	081201-01-000	EA	MAT-FLOOR, FRONT - DRIVER SIDE
	081202-01-000	EA	MAT-FLOOR, FRONT - PASSENGER SIDE

INTERIOR FINISH GROUP (CONTINUED)
CABINET AND WALL MOLDINGS AND TRIMS

KEY	PART NUMBER	U/M	DESCRIPTION
	099571-01-01A	EA	TRIM-ROOF COVE, INTERIOR - OFF WHITE - 12'
	099571-01-01A	EA	TRIM-ROOF COVE, INTERIOR - OFF WHITE - 12'
	102239-01-01A	EA	COVER-SPUCE, COVE TRIM - 1 5" X 3" - PLASTIC - OFF WHITE
	009767-12-000	FT	MOLDING-SIDEWALL TO CEILING/CABINET - WELTING - OFF WHITE
	077840-14-W24	EA	MOLDING-CAP, WALL - WOOD - WALIP - 1 4" X 80"
	009809-24-000	EA	MOLDING-PLASTIC CORNER, OUTSIDE - 1" - PECAN
	009812-25-000	EA	MOLDING-PLASTIC CORNER, OUTSIDE - 1" - PECAN
	022992-11-000	FT	MOLDING-REVERSE COVE, T-SHAPED - VINYL - IVORY
	077840-01-W30	EA	MOLDING-WALL CAP, 8" LONG - L-SHAPED WOOD
	042357-17-000	EA	MOLDING-CORNER, RADIUS - 1 5" X 7" EA - PLASTIC - PECAN
	081294-02-000	EA	MOLDING-SHELF, KNOTCHED WOOD - 8" INC
	076325-28-000	FT	MOLDING-EDGE BAND, 1 5/16"
	092331-H1-830	EA	MOLDING-7" X 3 5" X 72", VINYL WRAPPED
	076325-34-000	FT	MOLDING-EDGE BAND, 1 5/16" WIDE
	076325-16-000	FT	MOLDING-EDGE BAND, 1 5/16" WIDE - WOODGRAIN - REGAL OAK
	083620-07-000	FT	T-MOLDING, END CAP EDGE - 3/4" - PECAN
	080176-03-000	EA	CAP-TOP, RADIUS CORNER MOLDING - PLASTIC - PECAN
	081521-02-007	EA	MOUNT-METAL MOLDING, FOR RADIUS CORNER MOLDING - 12.5"
	M03450-03-000	EA	TRIM-OAK, MIRROR
	093281-G1-Y12	EA	TRIM-OAK, DOOR - 2" X 74 3"
	094791-02-Y12	EA	TRIM-CABINET, 1.5" X 4 25" - WOOD
	100859-10-807	EA	TRIM-FLOOR, 72" X 1" X 1/2" - WOOD
	052859-01-W30	FT	TRIM-EDGE, FABRIC - VINYL - BEIGE
	052859-01-AA8	FT	TRIM-EDGE, VINYL - 1.5" WIDE - BEIGE
	100182-10-807	EA	TRIM-CHAIR RAIL, WALL - 2.5" X 8" - WOOD
	070504-01-000	FT	U CHANNEL-PLASTIC, 1/16" - LIGHT BROWN
	070504-20-000	FT	U CHANNEL, 815" - PLASTIC - PECAN
	042356-01-000	EA	PLUG-BUTTON, MAHOGANY - 3/8" DIAMETER
	074045-01-000	EA	PLUG-OAK, 3/8" DIAMETER
	092330-D2-438	EA	LUMBER-VINYL WRAPPED, 1.5" X 9" - WOODGRAIN
	092331-F2-134	EA	LUMBER-VINYL WRAPPED, 2.5" X 7" - WOODGRAIN
	092330-03-000	EA	LUMBER-VINYL WRAPPED, 2" X 96" - WOODGRAIN
	076699-01-016	EA	LUMBER-7" X 1.4" X 70 8", W/7 DEGREE BEVEL ON 1 FACE

BATT STRIPS

KEY	PART NUMBER	U/M	DESCRIPTION
	085284-03-000	FT	BATT STRIP-WOODGRAIN PANELING, ADHESIVE BACK - REGAL OAK
	085284-03-700	FT	BATT STRIP-ADHESIVE BACKED, 3" WIDE - WOODGRAIN
	089733-70-000	FT	BATT STRIP-WOODGRAIN, 8" EA - REGAL OAK
	088263-56-000	EA	BATT STRIP-BATH, W/BLOSSOMS 8" EA
	085284-43-000	FT	BATT STRIP-W/BLOSSOMS, ADHESIVE BACKED
	088263-57-000	EA	BATT STRIP-DECORATIVE, PLAIN - 8" EA
	088263-54-000	EA	BATT STRIP-DECORATIVE, PLAIN - 8" EA
	088263-50-000	EA	BATT STRIP-SHOWER, 8" EA - OFF WHITE
	088263-78-000	EA	BATT STRIP-TRAVERTINE, 8" EA - ANTIQUE WHITE
	085284-44-000	FT	BATT STRIP-DECORATIVE, PLAIN - ADHESIVE BACK
	086229-04-000	EA	BATTEN-CEILING, 1" - IVORY - 8' LONG
	086229-01-000	EA	RETAINER-BATTEN, CEILING - .75" WIDE - 7 6" EA

**1991 WINNEBAGO
TABLE OF CONTENTS**

INTRODUCTION	A-01 -	A-02
ABBREVIATIONS		A-03
ALPHABETICAL INDEX	A-04 -	A-06
WCN36RQ	A-07 -	F-16
WFN36RA	F-17 -	K-22

1991 WCN36RQ INDEX

FLOOR PLAN	A-07 -	A-08
ACCESSORIES	A-09 -	A-18
BATH	A-19 -	A-22
BEDROOM	A-23 -	B-02
CHASSIS	B-03 -	B-14
C C & PAD	B-15 -	C-02
DINETTE	C-03 -	C-04
DRIVERS	C-05 -	C-12
ELECTRICAL	C-13 -	C-20
EXTERIOR BODY	C-21 -	D-04
GALLEY	D-05 -	D-12
HEATING & AC	D-13 -	D-16
INTERIOR FINISH	D-17 -	D-20
LABELS	D-21 -	E-06
LP		E-07
LOUNGE	E-08 -	E-09
SEALANTS & FASTENERS	E-10 -	E-12
WATER & SEWAGE	E-13 -	E-16
WINDOW, VENT AND EXTERIOR DOOR	E-17 -	F-16

INTERIOR FINISH GROUP (CONTINUED)
CABINET HARDWARE

KEY	PART NUMBER	U/M DESCRIPTION
	054858-01-000	EA RAIL-CORNER, BED - METAL - BEIGE
	072389-19-000	EA MESH-EXPANDED, 15 5" X 8 5" - BRONZE
	088979-01-000	EA CLIP-ADJUSTABLE SHELF
	088980-02-000	EA PILASTER-ADJUSTABLE SHELF, 12" LONG
	023320-01-000	EA PAC FELT, 3/8" DIAMETER - BROWN
	058777-02-000	EA HINGE-CABINET DOOR, BURNISHED BRASS
	088946-01-000	EA PULL-CABINET, BRASS
	101447-01-000	EA CLIP-U TYPE, TIMMERMAN
	118804-05-000	EA BRACE-CABINET, ANGLED METAL - 2 5" - OFF WHITE
	083204-02-000	EA BUTTON-MIRROR RETAINING
	018804-03-000	EA BRACE-CABINET ANGLE, 2 5" - BEIGE
	042358-01-000	EA PLUG-BUTTON-MAHOGANY 3/8 DIA
	074046-01-000	EA PLUG-OAK, 1/2" DIAMETER
	083586-03-000	EA CATCH-SPRING, ROLLER
	101272-01-000	EA CATCH-OVERHEAD GLASS DOOR
	100711-01-01A	EA HINGE-DOOR, GLASS
	100710-01-01A	EA LOCK-GLASS DOOR, TWIST TYPE - BRASS
	101788-01-000	EA PIN-SUPPORT, GLASS DOOR
	100707-01-000	EA SPACER-DOOR, GLASS - 8" DIA - 3" HOLE - PLASTIC
	085740-01-000	EA BRACE-CABINET CORNER, PLASTIC
	083125-03-000	EA BRACE-COUCH, TAN
	100822-01-01A	EA BRACKET-CABINET, TV - 9" X 1 5" - METAL - OFF WHITE
	074483-02-000	EA SUPPORT-OVERHEAD DOOR, SPRUNG
	081295-01-U01	EA SUPPORT-BASE, DINETTE - 1 5" X 28" - WOOD
	081295-01-AA8	EA SUPPORT-BED, DINETTE
	085774-01-000	FT FASTENER-DUAL HOOK, 1" WIDE - ADHESIVE BACK - BLACK
	085774-02-000	FT FASTENER-DUAL LOOP, 1" WIDE - ADHESIVE BACK - BLACK
	075843-02-000	EA BRACE-ANGLE, WHOLES - 1" X 1 5" X 14" - ALUMINUM - BEIGE
	088716-01-001	EA BRACE-90 DEGREE ANGLE, 182" - EXTRUDED ALUMINUM
	029094-04-000	YD VELCRO TAPE-LOOP, 1" WIDE - BLACK
	029098-03-000	YD VELCRO TAPE-HOOK, 1" WIDE - BLACK
	009018-01-000	EA CATCH-SCREEN DOOR ROLLER
	079821-01-000	EA ROLLER-NYLON, W/STEEL SHAFT - BARBED
	080738-01-000	EA PULL-RECESSED, 1 25" X 4" - OAK
	081281-01-000	FT BACKING-NON SKID, 1" WIDE (100' ROLL)
	084358-03-000	EA INSERT-TV STAND TAN
	084412-01-000	EA SUPPORT-HINGED
	084451-01-000	EA CATCH-TV SHELF, BRASS
	084825-02-000	EA HINGE-ALUMINUM, WHOLES - 17.2" - TAN
	084413-01-000	EA HINGE-CONTINUOUS, ALUMINUM - 1" X 72" - WHOLES
	083278-01-000	EA BRACE-PROP ROD, GAS
	088024-01-000	EA SUPPORT-SPRING, TO FLOOR
	088025-01-000	EA SUPPORT-SPRING, TO BED
	088199-02-Y12	EA HINGE-BED, TOP LIFT - METAL - BEIGE
	077252-01-000	EA PIN-HINGE
	088235-02-000	EA BEARING-SNAPIN, 3/16" ID X 3/16"
	057480-02-000	EA STUD-BALL, GAS SPRING - 10MM - 5/16" - 18
	057480-03-000	EA CLIP-SAFETY, WIREFORM TYPE - GAS SPRING
	057480-04-000	EA SPRING-GAS

INTERIOR FINISH GROUP (CONTINUED)
PANELING AND LAMINATES

KEY	PART NUMBER	U/M DESCRIPTION
	074487-10-000	SF PANELING - REGAL OAK, 4' X 8' (CABINETS & LOWER BEDROOM WALLS) (32SF)
	088272-72-000	SF PANELING - DECOR, TRAVERTINE 4 X 7 (WET BATH) (28 SF)
	088272-77-000	SF PANELING - DECOR, DAWN 4' X 7' (DRY BATH) (28 SF)
	088272-78-000	SF PANELING - SPATTERWALL - (MAIN WALL & GALLEY) (28 SF)
	074488-38-000	SF LAMINATE - PLASTIC, CALDERA ROSE, 5' X 8' (GALLEY, DINETTE, BATH) (40SF)
	074488-24-000	SF LAMINATE - PLASTIC, REGAL OAK, 5' X 8' (WOODGRAIN) (40SF)
	000885-34-000	SF PARTICLE BOARD - REGAL OAK (ONE SIDE) (34" X 4' X 8')
	000885-35-000	SF PARTICLE BOARD - REGAL OAK (ONE SIDE) (34" X 5' X 8')
	000885-38-000	SF PARTICLE BOARD - REGAL OAK (TWO SIDES) (34" X 5' X 8')
	088297-01-000	SF PLYWOOD - LUAN, OVERLAY GRADE - 4' X 8' (32SF)

MIRROR

KEY	PART NUMBER	U/M DESCRIPTION
	083446-03-Y15	EA MIRROR-WOOD FRAMED
	058331-32-000	EA MIRROR-GLASS, SAFETY 346MM X 702MM

DRAWER AND SLIDES

KEY	PART NUMBER	U/M DESCRIPTION
	084466-06-000	EA SLIDE-COMplete, 12"
	084466-02-000	EA SLIDE-DRAWER, FRONT
	084466-03-000	EA SLIDE-DRAWER, REAR
	084466-04-000	EA SLIDE-CABINET, FRONT
	084466-05-000	EA SLIDE-CABINET, REAR
	037688-03-000	EA GUIDE-CENTER, DRAWER
	037688-01-000	FT RAIL-V GUIDE, DRAWER
	037688-04-000	EA BRACKET-RAIL MOUNTING, FRONT
	037688-05-000	EA BRACKET-RAIL MOUNTING, REAR
	102827-02-000	EA BRACKET-ROLLER, DRAWER - REAR
	102827-03-000	EA ROLLERS-DRAWER - NYLON - PAIR
	102827-04-000	EA BRACKET-DRAWER, REAR
	102827-05-000	EA TRACK-DRAWER, 22.6"

1991 WINNEBAGO
TABLE OF CONTENTS

INTRODUCTION	A-01	A-02
ABBREVIATIONS		A-03
ALPHABETICAL INDEX	A-04	A-08
WCN36RO	A-07	F-16
WCN36RA	F-17	K-22

1991 WCN36RQ INDEX

FLOOR PLAN	A-07	A-08
ACCESSORIES	A-09	A-18
BATH	A-19	A-22
BEDROOM	A-23	B-02
CHASSIS	B-03	B-14
C-C & PAD	B-15	C-02
DINETTE	C-03	C-04
DRIVERS	C-05	C-12
ELECTRICAL	C-13	C-20
EXTERIOR BODY	C-21	D-04
GALLEY	D-05	D-12
HEATING & A/C	D-13	D-16
INTERIOR FINISH	D-17	D-20
LABELS	D-21	E-08
LP		E-07
LOUNGE	E-08	E-09
SEALANTS & FASTENERS	E-10	E-12
WATER & SEWAGE	E-13	E-16
WINDOW, VENT AND EXTERIOR DOOR	E-17	F-16

**LABEL GROUP
CALIFORNIA CHASSIS**

KEY	PART NUMBER	U/M	DESCRIPTION
	062043-01-000	EA	LABEL - FUEL, UNLEADED
			FROM 09-11-89 THRU 01-14-90
	091243-01-000	EA	LABEL - A/C COVER, CEILING
	093236-05-000	EA	LABEL - CIRCUIT BREAKER, MAIN
	008195-01-000	EA	LABEL - ELECTRICAL TEST
	008196-01-000	EA	LABEL - GAS TEST
	008197-01-000	EA	LABEL - WATER TEST
	050225-01-000	EA	LABEL - WARNING, STOVE VENT - US
	061606-01-000	EA	LABEL - OVERLAY, VEHICLE CERTIFICATION - ADHESIVE BACKED
	056259-01-000	EA	LABEL - SAFETY CHECK LIST SUNVISOR
	008641-01-000	EA	LABEL - FUEL, UNLEADED - DASH
	008689-01-000	EA	LABEL - WARNING, CANCER/TOXICITY

CANADIAN EXPORT

KEY	PART NUMBER	U/M	DESCRIPTION
	008040-02-000	EA	TAG - GAS REFUEL WARNING, CANADIAN
	008019-01-000	EA	TAG - RV APPROVED, PLASTIC
	008040-01-000	EA	TAG - GAS REFUELING WARNING
	008062-01-000	EA	TAG - ELECTRIC 110V CONNECTION
	091243-01-000	EA	LABEL - A/C COVER - CANADIAN EXPORT
	091224-02-000	EA	LABEL - TRAILER LIGHTING
	090342-01-000	EA	LABEL - VAPOR RELIEF
	087207-02-000	EA	LABEL - FUEL CAP REMOVAL
	087207-05-000	EA	LABEL - FUEL CAP REMOVAL
	077510-01-000	EA	LABEL - GENERATOR PREP
	075221-03-000	EA	LABEL - TRAILER HITCH
	075220-01-000	EA	LABEL - WARNING, EXTERIOR LOAD
	062043-01-000	EA	LABEL - FUEL UNLEADED
	061417-01-000	EA	LABEL - FUEL
	054531-01-000	EA	LABEL - LP GAS ONLY
	076188-01-000	EA	LABEL - WASTE WATER
	008187-01-000	EA	LABEL - SEWAGE
	093236-05-000	EA	LABEL - CIRCUIT BREAKER, MAIN
	008195-01-000	EA	LABEL - ELECTRICAL TEST
	008196-01-000	EA	LABEL - GAS TEST
	008197-01-000	EA	LABEL - WATER TEST
	050225-01-000	EA	LABEL - WARNING, STOVE VENT - US
	056259-01-000	EA	LABEL - SAFETY CHECK LIST
	061606-01-000	EA	LABEL - OVERLAY, VEHICLE CERTIFICATION - ADHESIVE BACK
	008199-01-000	EA	LABEL - EXIT, "ESCAPE WINDOW"
	047731-01-000	EA	LABEL - EMERGENCY EXIT
	050222-01-000	EA	LABEL - STOVE VENT

**LABEL GROUP (CONTINUED)
LABELS**

KEY	PART NUMBER	U/M	DESCRIPTION
	093236-01-000	EA	LABEL - CIRCUIT BREAKER, MAIN
	093237-01-000	EA	LABEL - CIRCUIT BREAKER, FRONT - BATTERY CONDITION/RADIO
	093237-02-000	EA	LABEL - CIRCUIT BREAKER, FRONT - POWER SEAT
	093237-03-000	EA	LABEL - CIRCUIT BREAKER, FRONT - POWER SEAT (LIFT)
	093237-06-000	EA	LABEL - CIRCUIT BREAKER, FRONT - REAR PANEL
	093237-07-000	EA	LABEL - CIRCUIT BREAKER, FRONT - REAR PNL/CONV
	093237-09-000	EA	LABEL - CIRCUIT BREAKER, FRONT - INVERTER
	098506-01-000	EA	LABEL - "COMPARTMENT NOT SEALED"
	050225-01-000	EA	LABEL - WARNING, STOVE VENT - US
	087236-01-000	EA	LABEL - CABLE INPUT
	087236-02-000	EA	LABEL - TV CUTLET
	008031-01-000	EA	LABEL - FOOTABLE WATER ONLY
	061606-01-000	EA	LABEL - OVERLAY, VEHICLE CERTIFICATION - ADHESIVE BACKED
	079996-01-000	EA	LABEL - WARNING, STOWED MOTION
	088757-01-000	EA	LABEL - RETAIL, 8 5/8" X 12 7/8"
	090342-01-000	EA	LABEL - VAPOR RELIEF
	069509-01-000	EA	LABEL - AWNING INSTALLATION
	061417-01-000	EA	LABEL - FUEL ON FUEL FILL DOOR
	073998-01-000	EA	LABEL - LPG ODOR WARNING
	094675-01-000	EA	LABEL - EXTERIOR LIGHT, SERVICE
	008195-01-000	EA	LABEL - ELECTRICAL TEST
	008196-01-000	EA	LABEL - GAS TEST
	008197-01-000	EA	LABEL - WATER TEST
	008064-01-000	EA	LABEL - SEAT TWO SEATBELT NOT INTENDED FOR USE WHILE COACH IN MOTION

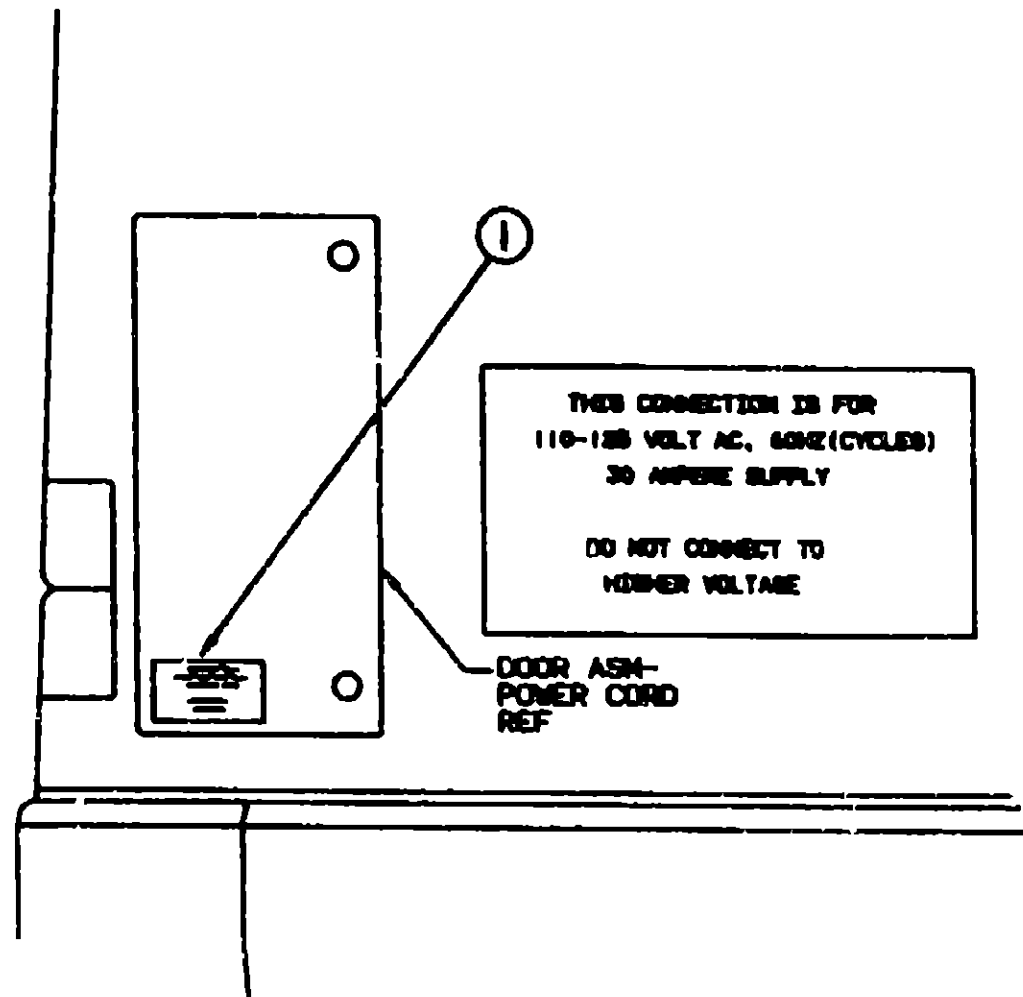
**1991 WINNEBAGO
TABLE OF CONTENTS**

INTRODUCTION	A-01 -	A-02
ABBREVIATIONS		A-03
ALPHABETICAL INDEX	A-04 -	A-06
WCN36RQ	A-07 -	F-15
WFN36RA	F-17 -	K-22

1991 WCN36RQ INDEX

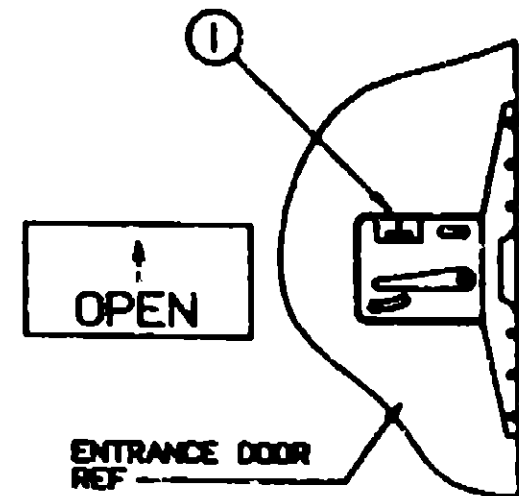
FLOOR PLAN	A-07 -	A-08
ACCESSORIES	A-09 -	A-18
BATH	A-17 -	A-22
BEDROOM	A-23 -	B-02
CHASSIS	B-03 -	B-14
C C & PAD	B-15 -	C-02
DINETTE	C-03 -	C-04
DRIVERS	C-05 -	C-12
ELECTRICAL	C-13 -	C-20
EXTERIOR BODY	C-21 -	D-04
GALLEY	D-05 -	D-12
HEATING & A/C	D-13 -	D-16
INTERIOR FINISH	D-17 -	D-20
LABELS	D-21 -	E-06
LP		E-07
LOUNGE	E-08 -	E-09
SEALANTS & FASTENERS	E-10 -	E-12
WATER & SEWAGE	E-13 -	E-16
WINDOW, VENT AND EXTERIOR DOOR	E-17 -	F-16

LABEL GROUP (CONTINUED)



KEY	PART NUMBER	U/M DESCRIPTION
1	006062-01-000	EA TAG-ELECTRIC, 110V CONNECTION

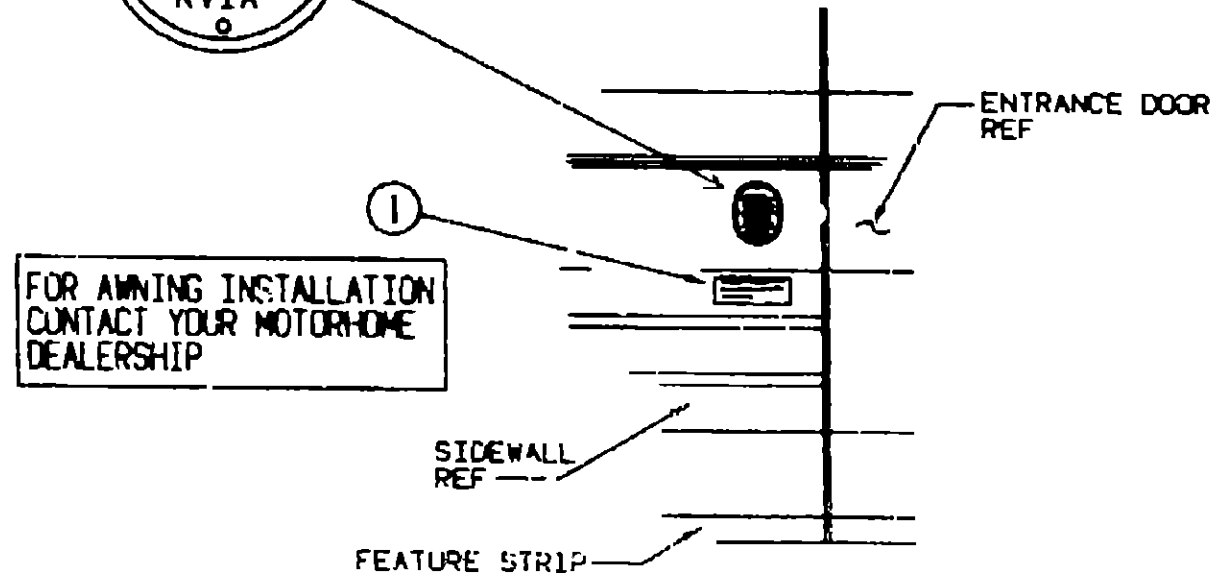

LABEL GROUP (CONTINUED)



KEY	PART NUMBER	U/M DESCRIPTION
1	040944-01-000	EA LABEL-ENTRANCE DOOR, "OPEN"

**1991 WINNEBAGO
TABLE OF CONTENTS**

INTRODUCTION	A-01 -	A-02
ABBREVIATIONS		A-03
ALPHABETICAL INDEX	A-04 -	A-06
WCN36RQ	A-07 -	F-16
WFN36FA	F-17 -	K-22




KEY	PART NUMBER	U/M DESCRIPTION
1	099509-01-000	EA LABEL-AWNING INSTALLATION

1991 WCN36RQ INDEX

FLOOR PLAN	A-07 -	A-08
ACCESSORIES	A-09 -	A-18
BATH	A-19 -	A-22
BEDROOM	A-23 -	B-02
CHASSIS	B-03 -	B-14
C C & PAD	B-15 -	C-02
DINETTE	C-03 -	C-04
DRIVERS	C-05 -	C-12
ELECTRICAL	C-13 -	C-20
EXTERIOR BODY	C-21 -	D-04
GALLEY	D-05 -	D-12
HEATING & AC	D-13 -	D-16
INTERIOR FINISH	D-17 -	D-20
LABELS	D-21 -	E-08
LP		E-07
LOUNGE	E-08 -	E-09
SEALANTS & FASTENERS	E-10 -	E-12
WATER & SEWAGE	E-13 -	E-16
WINDOW, VENT AND		
EXTERIOR DOOR	E-17 -	F-16

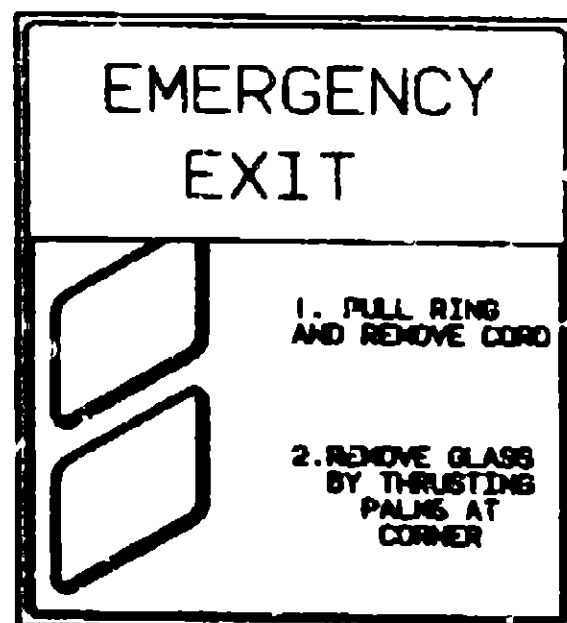
LABEL GROUP (CONTINUED)



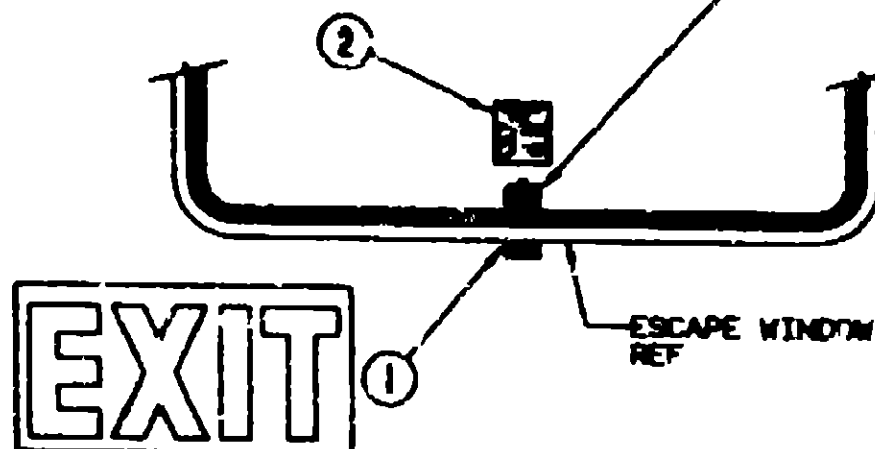
IF YOU SMELL GAS

1. STOP THE GAS SUPPLY AT THE VALVE OR GAS SHUT-OFF DEVICE.
2. OPEN DOOR AND OTHER VENTILATION DEVICES.
3. DO NOT TOUCH ELECTRICAL DEVICES.
4. LEAVE THE AREA UNTIL GAS CLEAR.
5. REPORT THE GAS ODOR IMMEDIATELY AND LEAVE YOUR CONTACT INFORMATION.

KEY	PART NUMBER	U/M DESCRIPTION
1	073898-01-000	EA LABEL-LPG ODOR WARNING

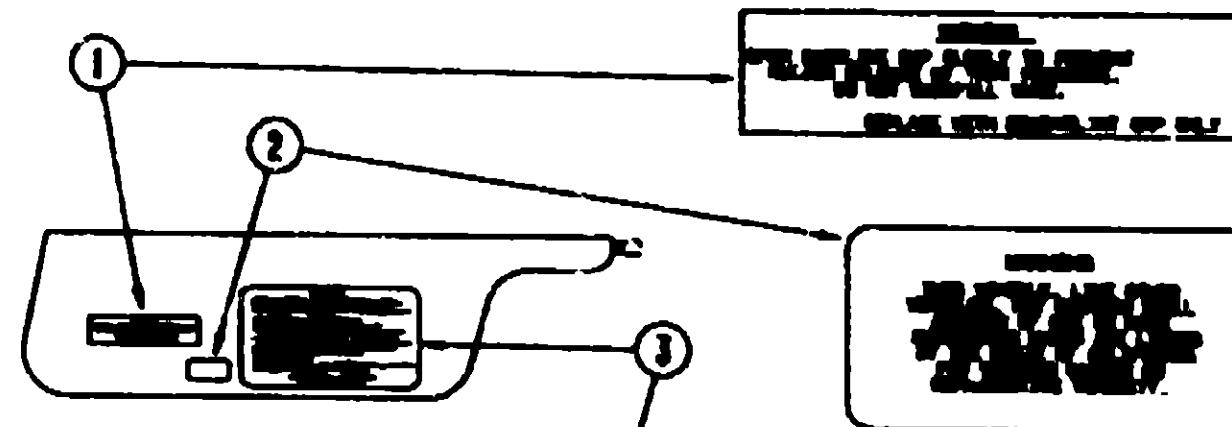


EMERGENCY EXIT
PULL RING
REMOVE CORD
PUSH OUT WINDOW



KEY	PART NUMBER	U/M DESCRIPTION
1	036290-01-000	EA LABEL-WARNING-EXIT
2	047731-01-000	EA LABEL-EMERGENCY EXIT - ESCAPE WINDOW
3	006198-01-000	EA LABEL-EXIT-ESCAPE WINDOW

LABEL GROUP (CONTINUED)



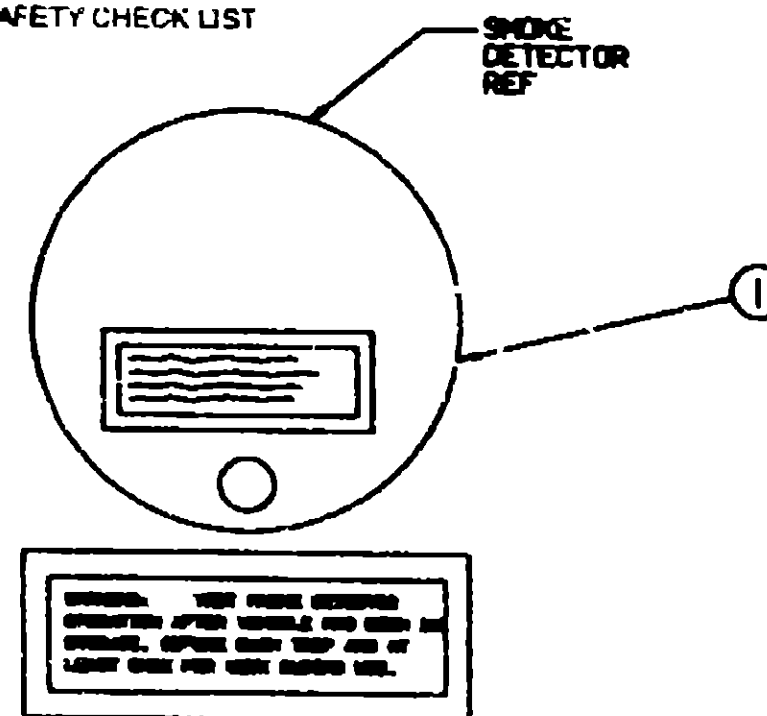
CAUTION

THIS GROUP MUST BE USED CAREFULLY. MANUFACTURERS AND USERS MUST BE AWARE OF THE PROPERTIES OF IT'S COMPONENTS. BE AWARE OF THE FOLLOWING INFORMATION FOR YOUR SAFETY AND THE SAFETY OF YOUR PASSENGERS BEFORE OPERATING YOUR VEHICLE.

1. LP GAS CHECK- TURN OFF AT TANK FOR TRAVELING. TURN F.A. LEAKS OPEN IMMEDIATELY AT DESTINATION. BEFORE LEAVING PLACE.
2. WELDS- INSPECT FOR CRACKS AND CHECK GAS LEAKS FOR TIGHTNESS.
3. TYPED- INSPECT FOR RUST AND DAMAGE AND CHECK FOR OVERHEATING AND FIREHOLD.
4. LIGHTING- VIEW F.A. PROPER OPERATION OF ALL BURNERS AND BURNERS LIGHTS INCLUDING MAIN LIGHTS, HOODLIGHTS, TAIL LIGHTS, BRAKE LIGHTS, CLEARANCE LIGHTS AND TURN SIGNALS.
5. BATTERY- INSPECT BATTERY TERMINALS ON EXTERIOR OF BATTERY. TEST BATTERY LEADS ON MAIN BATTERY BANK FOR CORRECT OPERATION AND CORRECT POSITIONING FOR TO USE CORRECT HEADS OF BATTERY.
6. BATTERY CHARGE- CHECK PROVISIONS TO OVERCHARGE BATTERY AND EXCESSIVE USE OF BATTERY.
7. APPLICATOR- TURN OFF AND LOCK OR LOCK DOWN WHEN FINISHED.
8. LEAK PREVENTION- CHECK REGULARLY.
9. UTILITY SUPPLY LEADS- SECURELY ALL PLUGS, JERKS AND WIRE LEADS AND SECURE PROPERLY.
10. SERVICE UNIT USE- PLACE IN REDUCED POSITION FOR TRAVELING.

READ YOUR OWNER MANUAL AND CHECKED OWNER'S MANUAL FOR PROPER PREPARATION

KEY	PART NUMBER	U/M DESCRIPTION
1	087207-05-000	EA LABEL-FUEL CAP REMOVAL
2	099689-01-000	EA LABEL-WARNING, CANCER/TOXICITY
3	056256-01-000	EA LABEL-SAFETY CHECK LIST



KEY	PART NUMBER	U/M DESCRIPTION
1	077956-01-000	EA LABEL-WARNING, SMOKE DETECTOR

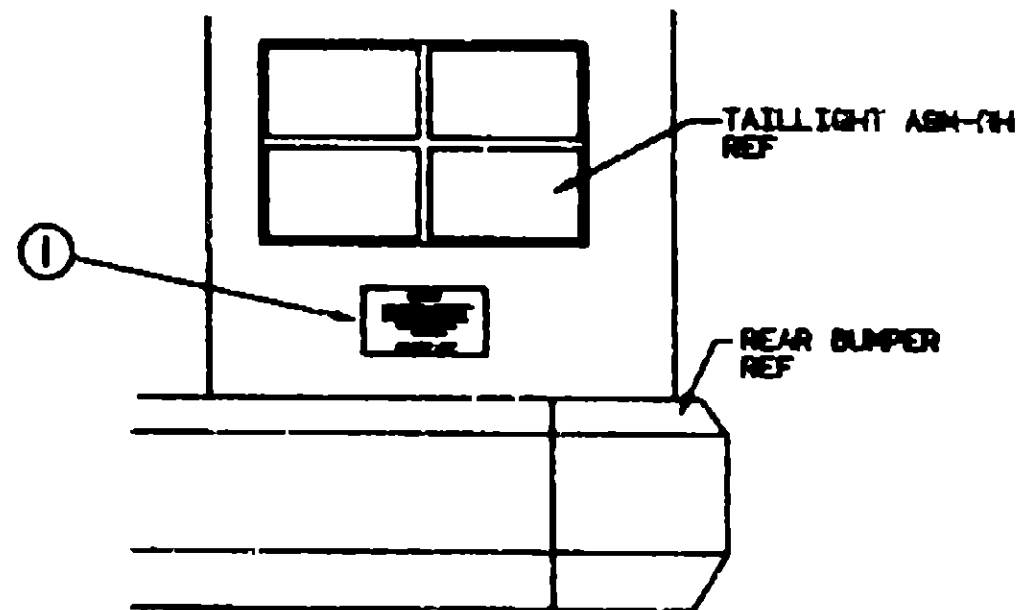
**1991 WINNEBAGO
TABLE OF CONTENTS**

INTRODUCTION	A-01 -	A-02
ABBREVIATIONS		A-03
ALPHABETICAL INDEX	A-04 -	A-08
WCN36RQ	A-07 -	F-16
WFN36RA	F-17 -	K-22

1991 WCN36RQ INDEX

FLOOR PLAN	A-07 -	A-08
ACCESSORIES	A-09 -	A-18
BATH	A-19 -	A-22
BEDROOM	A-23 -	B-02
CHASSIS	B-03 -	B-14
C C & PAD	B-15 -	C-02
DINETTE	C-03 -	C-04
DRIVERS	C-05 -	C-12
ELECTRICAL	C-13 -	C-20
EXTERIOR BODY	C-21 -	D-04
GALLEY	D-05 -	D-12
HEATING & A/C	D-13 -	D-18
INTERIOR FINISH	D-17 -	D-20
LABELS	D-21 -	E-06
LP		E-07
LOUNGE	E-08 -	E-09
SEALANTS & FASTENERS	E-10 -	E-12
WATER & SEWAGE	E-13 -	E-16
WINDOW, VENT AND EXTERIOR DOOR	E-17 -	F-16

LABEL GROUP (CONTINUED)

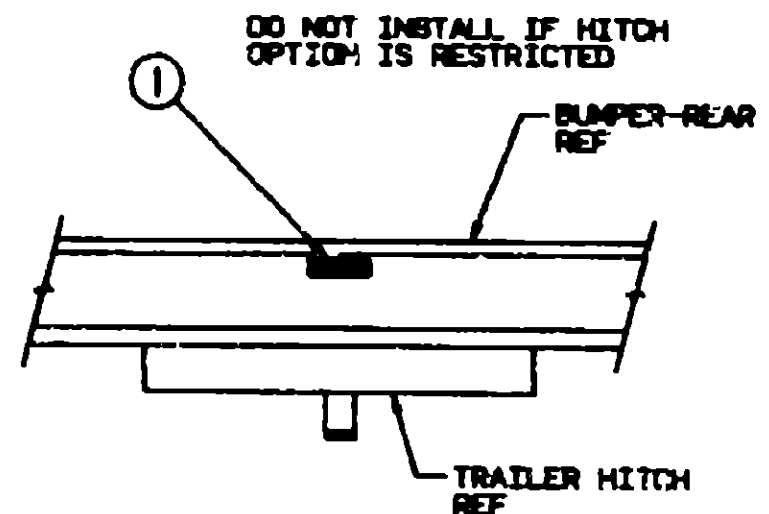


WARNING

DO NOT EXCEED THE VEHICLE WEIGHT RATINGS OR LOADING RECOMMENDATIONS (E.G., GROSS VEHICLE, GROSS AXLE, GROSS COMBINED) OF THE CHASSIS MANUFACTURER OR WINNEBAGO INC.

REFER TO YOUR OWNERS MANUAL, BEFORE LOADING OR TOWING.

KEY PART NUMBER 1 075220-01-000 U/M DESCRIPTION EA LABEL-WARNING, EXTERIOR LOAD



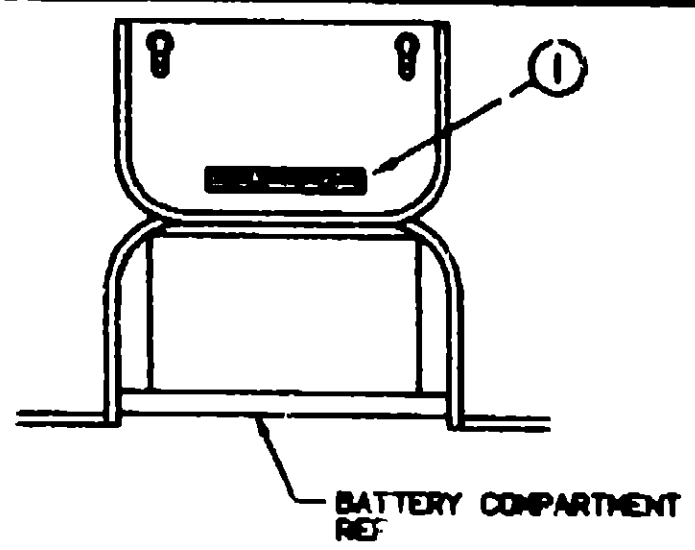
TOWING CAPACITY

TOWED VEHICLE 3000 LB. GROSS MAXIMUM
HITCH BALL 200 LB. MAXIMUM

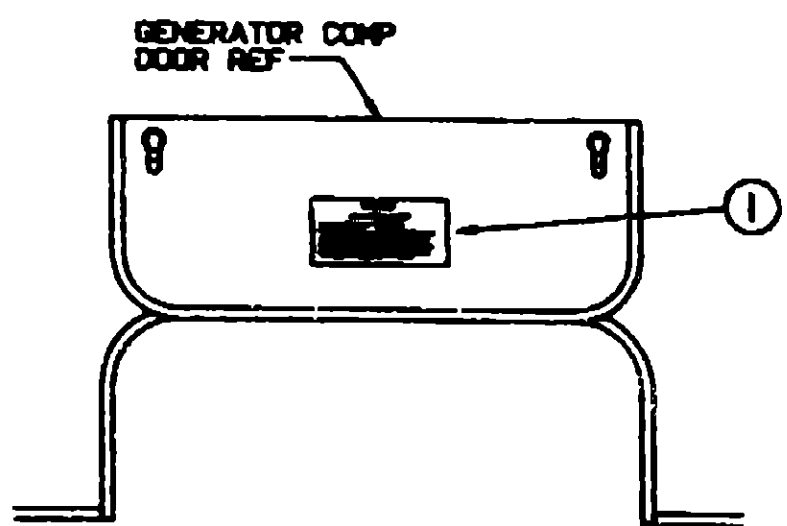
KEY PART NUMBER 1 075221-03-000 U/M DESCRIPTION EA LABEL-TRAILER HITCH

LABEL GROUP (CONTINUED)

WARNING
DISCONNECT BATTERIES BEFORE CONNECTING EXTERNAL CHARGING EQUIPMENT.



KEY PART NUMBER 1 065748-01-000 U/M DESCRIPTION EA LABEL-CAUTION, BATTERY CHARGING



WARNING
WHEN ADDING A GENERATOR SET.

HIGH VOLTAGE-USE CAREFUL PRECAUTION WHEN WORKING ON ELECTRICAL EQUIPMENT.
HAVE ALL ELECTRICAL INSTALLATION PERFORMED BY A QUALIFIED LICENSED ELECTRICIAN-FOLLOW ALL CODE AND LABEL GUIDES.
ONLY INSTALL GENERATOR SET APPROVED FOR R.V. APPLICATION. USE INSTALLER'S QUALIFIED TECHNICIAN.
TO AVOID HEAT BUILD-UP AND TO GUARANTEE AN ADEQUATE AIR SUPPLY TO THE GENERATOR COMPARTMENT, FOLLOW INSTALLATION INSTRUCTIONS.
GENERATOR SHOULD BE COVERED WHEN NOT IN USE AND MUST NOT EXPOSED WHEN THE VEHICLE-GENERATOR COVERAGE AWAY FROM VEHICLE.

KEY PART NUMBER 1 077510-01-000 U/M DESCRIPTION EA LABEL-GENERATOR PREP

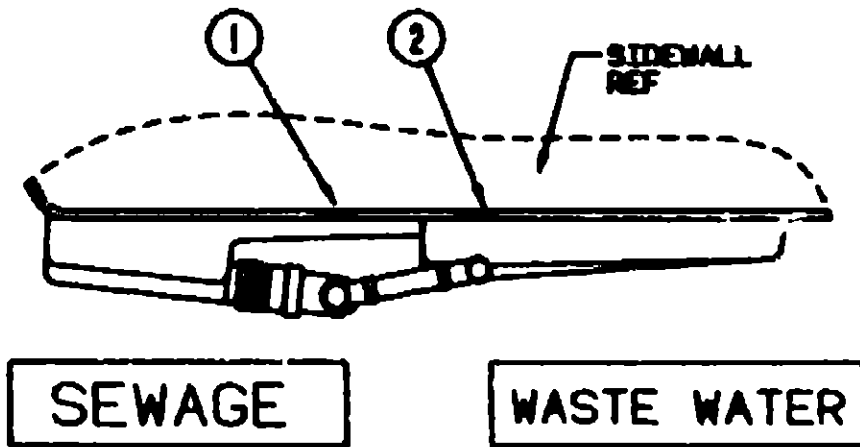
1991 WINNEBAGO TABLE OF CONTENTS

INTRODUCTION	A-01	A-02
ABBREVIATIONS	A-03	A-03
ALPHABETICAL INDEX	A-04	A-08
WCN36RQ	A-07	F-16
WFN36RA	F-17	K-22

1991 WCN36RQ INDEX

FLOOR PLAN	A-07	A-08
ACCESSORIES	A-09	A-18
BATH	A-19	A-22
BEDROOM	A-23	B-02
CHASSIS	B-03	B-14
C C & PAD	B-15	C-02
DINETTE	C-03	C-04
DRIVERS	C-05	C-12
ELECTRICAL	C-13	C-20
EXTERIOR BODY	C-21	D-04
GALLEY	D-05	D-12
HEATING & AC	D-13	D-16
INTERIOR FINISH	D-17	D-20
LABELS	D-21	E-06
LP		E-07
LOUNGE	E-08	E-09
SEALANTS & FASTENERS	E-10	E-12
WATER & SEWAGE	E-13	E-16
WINDOW, VENT AND EXTERIOR DOOR	E-17	F-16

LABEL GROUP (CONTINUED)

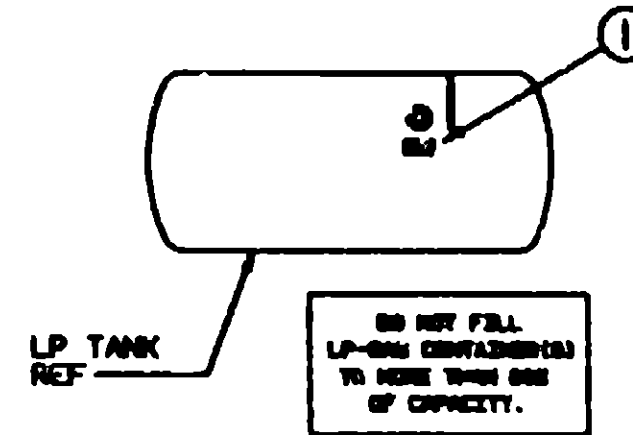


SEWAGE

WASTE WATER

KEY PART NUMBER	U/M DESCRIPTION
1 006187-01-000	EA LABEL-SEWAGE
2 006188-01-000	EA LABEL-WASTE WATER

LABEL GROUP (CONTINUED)



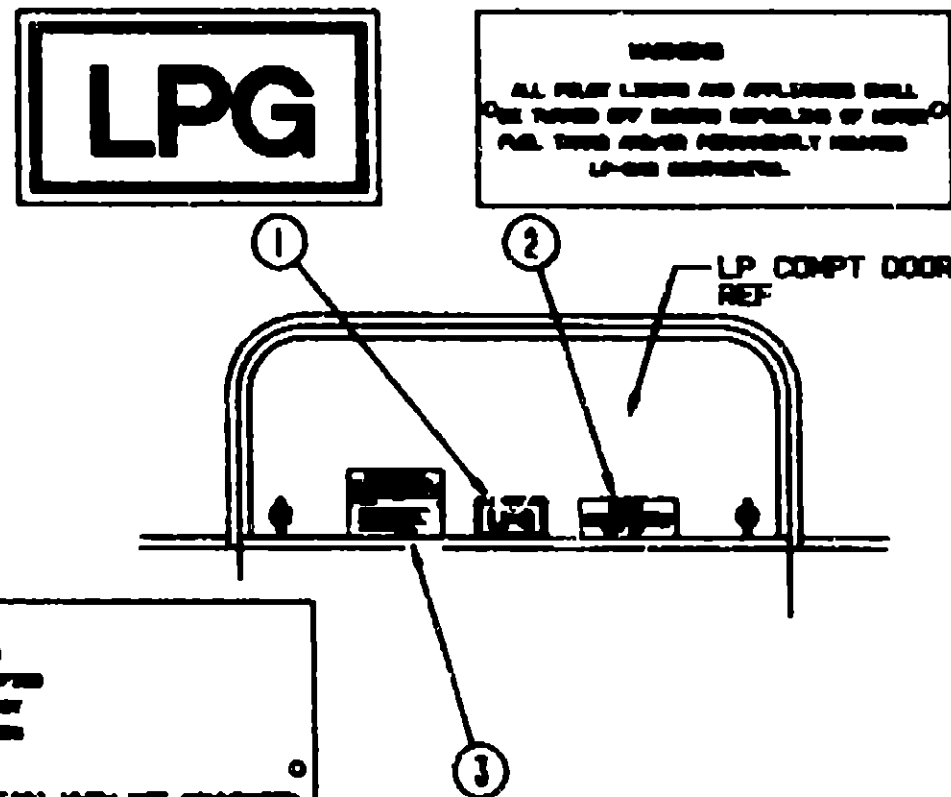
LP TANK REF

DO NOT FILL LP-GAS CONTAINERS TO MORE THAN ONE OF CAPACITY.

KEY PART NUMBER	U/M DESCRIPTION
1 079965-01-000	EA LABEL-LPG 80 CAPACITY

1991 WINNEBAGO TABLE OF CONTENTS

INTRODUCTION	A-01 - A-02
ABBREVIATIONS	A-03
ALPHABETICAL INDEX	A-04 - A-06
WCN36RQ	A-07 - F-16
WCN36RA	F-17 - K-22



LPG

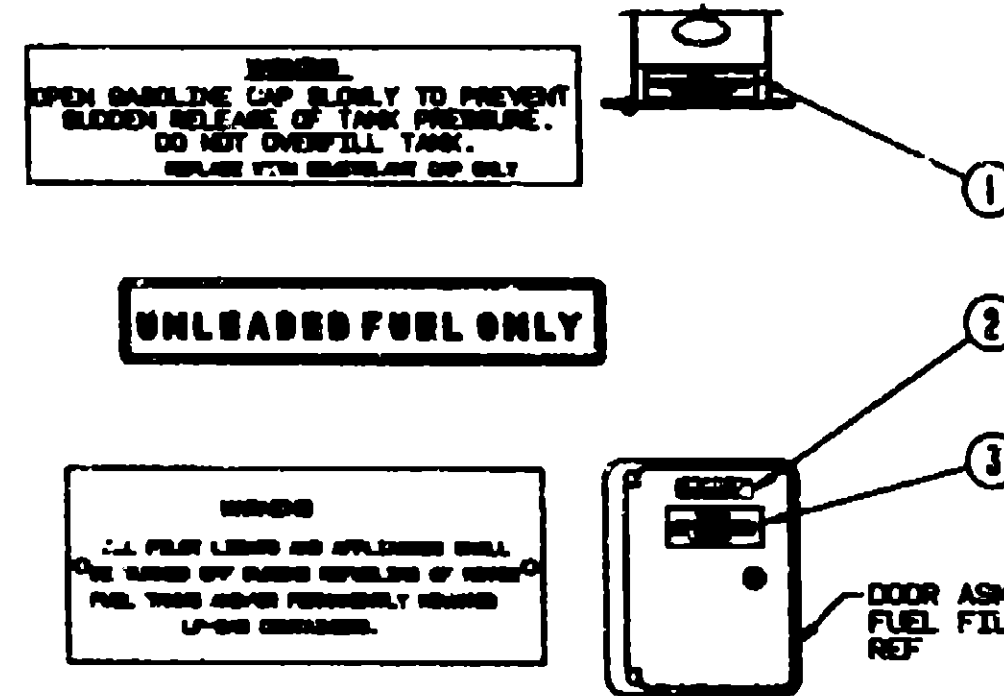
WARNING
ALL FUEL LINES AND APPLIANCES SHALL BE TIGHTLY SECURED BEFORE REPAIRS OF ANY KIND. FUEL TANKS SHOULD BE PERMANENTLY MARKED LP-GAS CONTAINER.

LP COMPT DOOR REF

LP-GAS SYSTEM
THIS GAS SYSTEM SHOULD BE OPERATED FOR USE OF LIQUEFIED PETROLEUM GAS ONLY. DO NOT REMOVE CURRENT GAS TO THIS SYSTEM.

SECURELY CAP INLET(S) WHEN NOT CONNECTED FOR USE. IF THE WARNING ON THIS GROUP OF THE NUMBER CONTAINS REPLACEMENT. THE GAS FILLING AND CONNECTION TO THE TANKS FOR LITIGATION WITH EMPTY WATER OR FLAME DELAYING. DO NOT USE PRODUCTS THAT CONTAIN ARSENIC OR CHLORINE.
P.N. 64891

KEY PART NUMBER	U/M DESCRIPTION
1 074659-01-000	EA DECAL-LOGO, LPG - RED - (CALIF CODE)
2 006040-01-000	EA TAG-GAS REFUELING WARNING
2 006040-02-000	EA TAG-GAS REFUEL WARNING, CANADIAN
3 054531-01-000	EA LABEL-LP GAS ONLY
3 023769-01-000	EA LABEL-WARNING LPG - CANADIAN



WARNING
OPEN GASOLINE CAP SLOWLY TO PREVENT SUDDEN RELEASE OF TANK PRESSURE. DO NOT OVERFILL TANK. REPLACE WITH ORIGINAL CAP ONLY.

UNLEADED FUEL ONLY

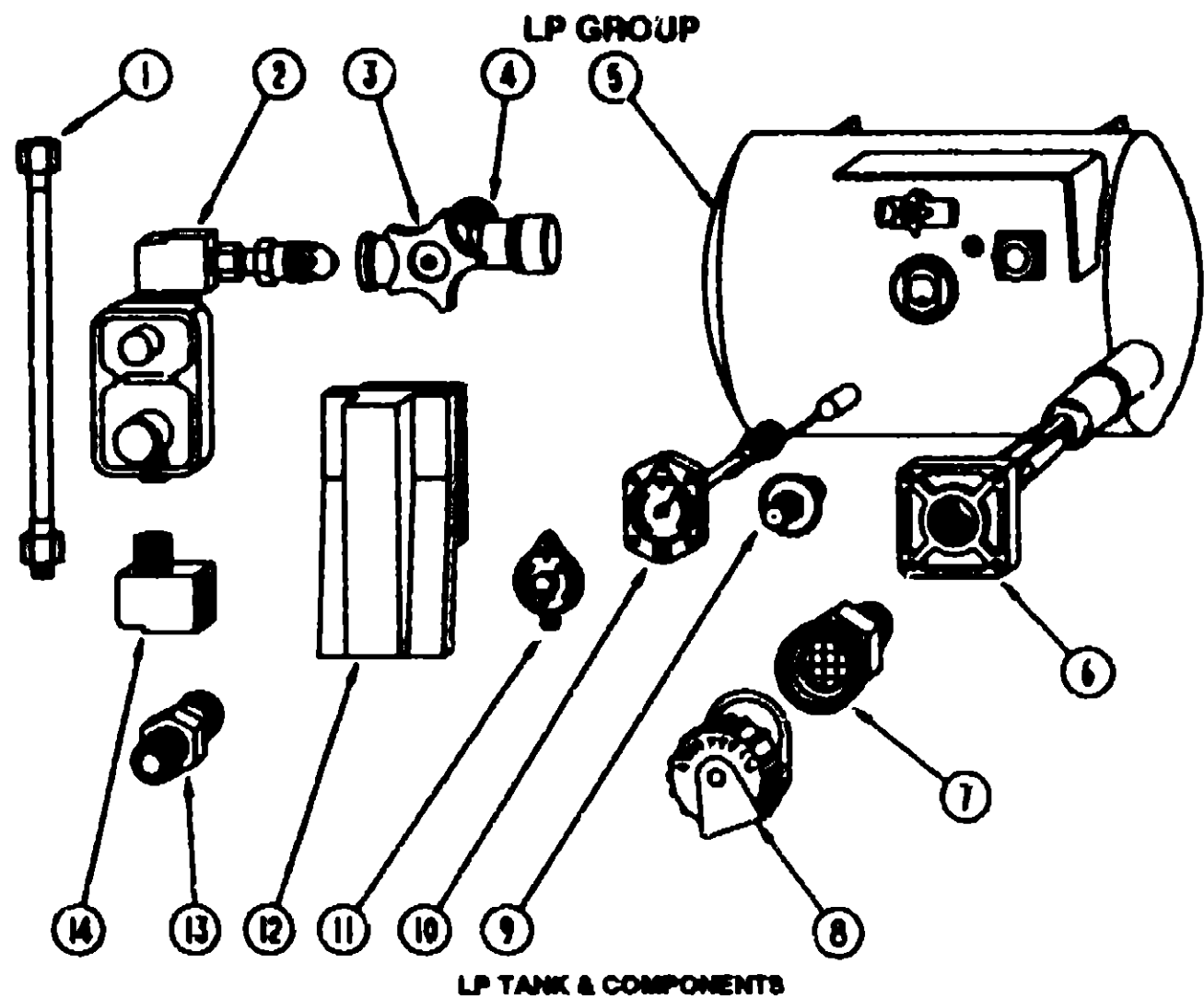
WARNING
ALL FUEL LINES AND APPLIANCES SHALL BE TIGHTLY SECURED BEFORE REPAIRS OF ANY KIND. FUEL TANKS SHOULD BE PERMANENTLY MARKED LP-GAS CONTAINER.

DOOR ASH-FUEL FILL REF

KEY PART NUMBER	U/M DESCRIPTION
1 067207-05-000	EA LABEL-FUEL CAP REMOVAL
2 062043-01-000	EA LABEL-FUEL, UNLEADED
3 006040-01-000	EA TAG-GAS REFUELING WARNING
3 006040-02-000	EA TAG-GAS REFUEL WARNING, CANADIAN

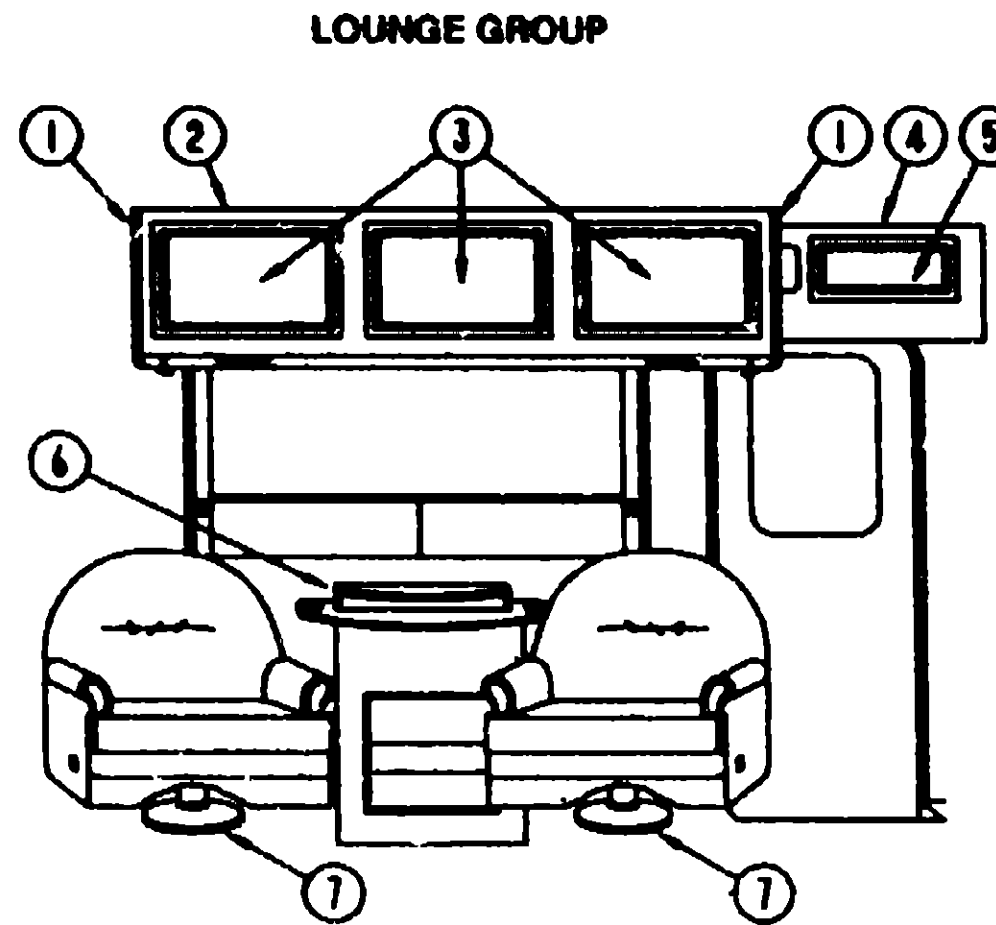
1991 WCN36RQ INDEX

FLOOR PLAN	A-07 - A-08
ACCESSORIES	A-09 - A-10
BATH	A-19 - A-22
BEDROOM	A-23 - B-02
CHASSIS	B-03 - B-14
C C & PAD	B-15 - C-02
DINE ITE	C-03 - C-04
DRIVERS	C-05 - C-12
ELECTRICAL	C-13 - C-20
EXTERIOR BODY	C-21 - D-04
GALLEY	D-05 - D-12
HEATING & A/C	D-13 - D-16
INTERIOR FINISH	D-17 - D-20
LABELS	D-21 - E-06
LP	E-07
LOUNGE	E-08 - E-09
SEALANTS & FASTENERS	E-10 - E-12
WATER & SEWAGE	E-13 - E-16
WINDOW, VENT AND EXTERIOR DOOR	E-17 - F-16



LP TANK & COMPONENTS

KEY	PART NUMBER	U/M DESCRIPTION
1	045703-01-000	EA HOSE-L/P, 3/8" ID X 24' - 3/8" MPT X 1/2" F SWIVEL (US)
1	045703-02-000	EA HOSE-L/P, 3/8" ID X 24' - 3/8" MPT X 1/2" F SWIVEL (CANADA)
2	076301-01-000	EA REGULATOR-LPG, TWO STAGE
3	040421-01-708	EA HANDWHEEL-VAPOR RELIEF VALVE, BRUNNER G-1015-A
4	040421-01-703	EA VALVE-SERVICE W/HANDWHEEL W/VAPOR RELIEF (REG CO 10800; BRUNNER G-1015)
5	088253-04-000	EA TANK-LP, 18" X 36"
6	040421-01-711	EA VALVE-80% W/FLOAT, PLATE, BOLTS & GASKET - BRUNNER
7	040421-01-701	EA VALVE-SHORT LP FILLER W/YELLOW CAP - BRUNNER 75478
8	040421-01-702	EA CAP-LP FILLER VALVE, PLASTIC - YELLOW - BRUNNER G-1014-A
9	040421-01-700	EA GAUGE-LIQUID LEVEL, 20% LP - BRUNNER G-1013
10	040421-01-707	EA GAUGE-FLOAT W/VISIBLE DIAL - BRUNNER MA-9 5244-4
11	040440-01-000	EA TRANSMITTER-DIAL, 90 OHM
12	081938-01-000	EA COVER-COMPARTMENT - LP REGULATOR - BLACK
13	010329-01-000	EA ADAPTER-BRASS-1/2" F X 1/2" MPT
14	065318-02-000	EA ELBOW-90 DEGREE, 3/8" MPT TO 3/8" FPT
	010285-01-000	EA CROSS, 3/8" F X 3/8" F X 3/8" F X 1/2" FPT - BRASS
	010377-01-000	EA NUT-3/8" F - BRASS
		FROM 00-00-00 THRU 04-29-90
	010377-02-000	EA NUT-BRASS, 3/8 FEMALE - FORGED
		FROM 04-30-90 THRU 29-99-99
	010380-02-000	EA NUT-BRASS, 1/2" FEMALE - FORGED
		FROM 04-30-90 THRU 59-99-99
	016188-03-000	EA GROMMET-GAS LINE, FLOOR - 3/8" HOLE X 2 1/8" DIAMETER RUBBER
	081642-01-000	EA TEE, 1/2" MPT X 1/2" FL X 3/8" FL - BRASS
	010497-05-000	EA CLAMP-CLOSED, .50" ID
	075148-02-000	EA CLAMP-GROUNDING, BRONZE SCREWS
	008380-01-000	EA GROMMET-RUBBER, 5/8" HOLE X 1 1/2" DIAMETER - BLACK
	010326-01-000	EA ADAPTER-FLARE, W/CONE GASKET 3/8" FEMALE FL X 1/2" MALE F
	065741-01-000	EA GAUGE-DIAPHRAGM PRESSURE - MARSHALL TOWN MFG
	065742-01-000	EA TEE, 3/8" F X 3/8" F X .25" FPT - BRASS
	071391-02-000	EA NIPPLE-HEX, .25" PIPE
	008042-01-000	FT TUBING-VINYL, 65" ID
	097395-01-000	EA DETECTOR-LP GAS NEWTEC



PASSENGER SIDE CABINETS & COMPONENTS

KEY	PART NUMBER	U/M DESCRIPTION
1	092747-01-807	EA END CAP-CABINET, OVERHEAD
2	M04154-10-807	EA CABINET-OVERHEAD, LOUNGE - W/O DOORS OR HARDWARE
3	P00520-01-807	EA DOOR-CABINET, W/O HARDWARE - 14 4" X 21 9"
4	M04151-01-807	EA CABINET-OVERHEAD, ENTRANCE DOOR - W/O DOORS OR HARDWARE
5	P00520-08-807	EA DOOR-CABINET, W/O HARDWARE - 8 26" X 19 5"
6	066928-02-807	EA TABLE ASM-PULLOUT
	066928-11-806	EA PANEL ASM-PULLOUT TOP
	078921-01-000	EA ROLLER-NYLON, W/SHAFT
	009018-01-000	EA CATCH-ASM-SINGLE ROLLER
	090728-01-000	EA PULL-RECESSED, OAK 1 1/4" X 4
	097208-02-AB6	EA RACK ASM-MAGAZINE
	064781-06-000	EA HOLDER-CUP, TWO STEP
7	093482-01-000	EA SHROUD-PEDESTAL, 13" - BLACK PLASTIC
	093481-02-000	EA BASE-PEDESTAL, SWIVEL CHAIR - 6" EXTENSION

SEAT BELT

KEY	PART NUMBER	U/M DESCRIPTION
	007021-01-000	EA BELT-SEAT, 2" X 90" - BLACK
	057759-01-000	EA WASHER - BRACKET - SEAT BELT - 4" DIA

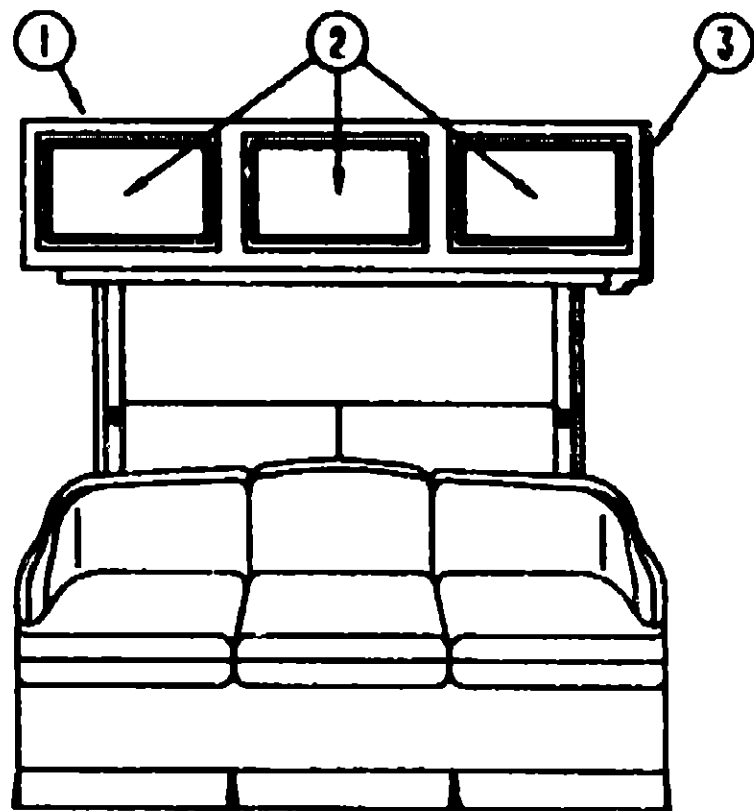
1991 WINNEBAGO
TABLE OF CONTENTS

INTRODUCTION	A-01 -	A-02
ABBREVIATIONS		A-03
ALPHABETICAL INDEX	A-04 -	A-06
WCN36RQ	A-07 -	F-16
WFK36RA	F-17 -	K-22

1991 WCN36RQ INDEX

FLOOR PLAN	A-07 -	A-08
ACCESSORIES	A-08 -	A-18
BATH	A-19 -	A-22
BEDROOM	A-23 -	B-02
CHASSIS	B-03 -	B-14
C-C & PAD	B-15 -	C-02
DINETTE	C-03 -	C-04
DRIVERS	C-05 -	C-12
ELECTRICAL	C-13 -	C-20
EXTERIOR BODY	C-21 -	D-04
GALLEY	D-05 -	D-12
HEATING & A/C	D-13 -	D-16
INTERIOR FINISH	D-17 -	D-20
LABELS	D-21 -	E-06
LP		E-07
LOUNGE	E-08 -	E-09
SEALANTS & FASTENERS	E-10 -	E-12
WATER & SEWAGE	E-13 -	E-16
WINDOW, VENT AND EXTERIOR DOOR	E-17 -	F-16

LOUNGE GROUP (CONTINUED)



DRIVER SIDE CABINETS

KEY	PART NUMBER	U/M DESCRIPTION
1	W04154-02-807	EA CABINET ASM-OVHD,FRONT, COUCH - W/O DOORS OR HARDWARE
2	P00520-01-807	EA DOOR-CABINET, W/O HARDWARE - 14 4" X 21.8"
3	092747-01-807	EA END CAP-CABINET, OVERHEAD - FRONT
	079386-01-000	EA FRAME-COUCH, CONTINENTAL
	079386-02-000	EA HARDWARE-KIT, COUCH, CONTINENTAL

SEAT BELT

KEY	PART NUMBER	U/M DESCRIPTION
	056271-02-000	EA BELT-SEAT, 2" X 72" - BLACK
	057759-01-000	EA WASHER - BRACKET - SEAT BELT - 4" DIA.

**SEALANTS & FASTENERS GROUP
SEALANTS & TAPE SEALS**

KEY	PART NUMBER	U/M DESCRIPTION
	004020-01-000	QT ADHESIVE-ABS CEMENT, QUART
	081377-01-700	EA ADHESIVE-CYANOACRYLATE, 10 GRAM TUBE
	004008-04-700	EA ADHESIVE-PIERCE, 1 GAL - J8270-X-1
	087211-01-000	QL ADHESIVE-PROMOTER
	004005-02-000	EA ADHESIVE-SWIFTS, 1 GAL - W1333
	088039-01-000	EA ADHESIVE-WEATHERSTRIP, 8 OZ.
	053788-02-000	EA BEDDING COMPOUND-TUBE, WHITE
	088840-02-000	FT SEALER-RIBBON, 1/2" X 1/8" - INCREMENTS OF 30'
	088840-09-000	FT SEALER-RIBBON, 1/32" X 2 1/2"
	088840-01-000	FT SEALER-RIBBON, 1/4" DIAMETER - INCREMENTS OF 20'
	088840-03-000	FT SEALER-RIBBON, 3/4" X 1/8" - INCREMENTS OF 60'
	088840-08-000	FT SEALER-RIBBON, 5/16" DIAMETER - INCREMENTS OF 25'
	091255-03-000	FT SEAL-FOAM, 1/4 X 3/16 ROLL
	091255-01-000	FT SEAL-FOAM, 3 2MM X 4 8MM
	090340-01-000	FT SEAL-FOAM, CLOSED CELL - 1/4" X 1/2" X 50'
	053752-01-000	GL SEAM SEALER-5 GAL ALUMINUM
	034552-04-000	EA SILICONE-TUBE, 300 ML - BEIGE
	034552-02-000	EA SILICONE-TUBE, 300 ML - CLEAR
	100028-01-000	FT TAPE-ADHESIVE, .031" X .75" WIDE
	004353-01-000	FT TAPE-ADHESIVE FOAM, 1 SIDE - 3/16" X 1/2" - GRAY
	093071-01-000	FT TAPE-BONDING, DOUBLE SIDED - 1/64" X 2"
	093071-01-000	FT TAPE-BONDING, DOUBLE SIDED - 1/64" X 2"
	075322-03-000	FT TAPE-FOAM, DOUBLE COATED - 045" X 5"
	088244-01-000	FT TAPE-FOAM, VINYL COATED - 2" WIDE - INCREMENTS OF 100 FT
	009200-01-000	EA TAPE-FURNACE, 1 1/2"
	087691-01-000	EA TAPE-MASKING, WEATHER RESISTANT

CLAMPS, GROMMETS & MISCELLANEOUS FASTENERS

KEY	PART NUMBER	U/M DESCRIPTION
	016604-01-000	EA ANGLE BRACKET - METAL - CABINET - 2.5"
	010495-01-000	EA CLAMP-CABLE, 9/16"
	010497-05-000	EA CLAMP-CLOSED, 11/16" ID
	010497-03-000	EA CLAMP-CLOSED, 1" ID - CUSHIONED
	010499-01-000	EA CLAMP-CLOSED, 3/8" ID
	010497-01-000	EA CLAMP-CLOSED, 5/8" ID
	010497-08-000	EA CLAMP-CLOSED, .125"
	075148-02-000	EA CLAMP-GROUNDING, BRONZE SCREWS
	062401-02-000	EA CLAMP-HOSE, WORMGEAR, 1.56" - 2.5"
	062401-10-000	EA CLAMP-HOSE, WORMGEAR 1.06" - 2"
	073194-02-000	EA CLAMP-HOSE, WORMGEAR 32-50 MM
	062401-07-000	EA CLAMP-HOSE, WORMGEAR 5" - 7"
	062401-08-000	EA CLAMP-HOSE, WORMGEAR .22" - 62"
	062401-01-000	EA CLAMP-HOSE, WORMGEAR .25" - 1"
	062401-04-000	EA CLAMP-HOSE, WORMGEAR .60" - 1.25"
	062401-03-000	EA CLAMP-HOSE, WORMGEAR, 22" - 1"
	083609-01-000	EA CLAMP-WIRE, DUAL - EQUAL 5/8" DIAMETER
	094362-02-000	EA CLIP-CHRISTMAS TREE, FLAT HEAD
	077953-01-000	EA GROMMET-EDGE LINER, FITS 1"
	023942-01-000	EA GROMMET-RUBBER, 2" OD
	071015-21-000	EA GROMMET-.50" ID, FITS .10" MATERIAL RUBBER- SPLIT
	009086-01-000	EA HINGE-ALUMINUM, NO HOLES - 11/16" X 72" - UNPAINTED
	056134-02-000	EA HOLDER-RING, 1 5" ID PIPE SIZE - STEEL
	008401-01-000	EA STRAP-CONDUIT, 3/4" - 1 HOLE - GALVANIZED STEEL
	008343-02-000	EA TIE-WIRE, 14"
	008343-01-000	EA TIE-WIRE, 6"
	077955-01-000	EA J CLIP-VINYL COATED, 3/8" USED IN WIRING TO CLEARANCE LIGHTS
	000H16-04-06R	EA RIVET-POP, AL 1/8 X .313- 375
	069592-02-000	EA RIVET-T (PCP) 1/4X.093-.156
	063729-04-000	EA RIVNUT, 10-32 UNF - 010-.080
	063729-01-000	EA RIVNUT, 1/4 X 20 UNC - 025- 125

**1991 WINNEBAGO
TABLE OF CONTENTS**

INTRODUCTION	A-01 -	A-02
ABBREVIATIONS		A-03
ALPHABETICAL INDEX	A-04 -	A-08
WCN36RQ	A-07 -	F-18
WFN36BRA	F-17 -	K-22

1991 WCN36RQ INDEX

FLOOR PLAN	A-07 -	A-08
ACCESSORIES	A-09 -	A-18
BATH	A-19 -	A-22
BEDROOM	A-23 -	B-02
CHASSIS	B-03 -	B-14
C C & PAD	B-15 -	C-02
DINETTE	C-03 -	C-04
DRIVERS	C-05 -	C-12
ELECTRICAL	C-13 -	C-20
EXTERIOR BODY	C-21 -	D-04
GALLEY	D-05 -	D-12
HEATING & A/C	D-13 -	D-16
INTERIOR FINISH	D-17 -	D-20
LABELS	D-21 -	E-08
LP		E-07
LOUNGE	E-09 -	E-09
SEALANTS & FASTENERS	E-10 -	E-12
WATER & SEWAGE	E-13 -	E-16
WINDOW, VENT AND EXTERIOR DOOR	E-17 -	F-16

SEALANTS & FASTENERS GROUP (CONTINUED)

BOLTS, NUTS & WASHERS

KEY	PART NUMBER	UOM DESCRIPTION
	005200-01-000	EA BOLT-BUMPER,ROUND HEAD-SQUARE NECK- WSSST CAP 7/16- 14 X 1 1/4
	102333-01-01A	EA BOLT-CARRIAGE, 7/16 - 14 - STAINLESS STEEL CAP- BEIGE
	051387-08-000	EA BOLT-CARRIAGE, W/O HOLE - 5/16-18 X 5 ZN
	000C12-08-248	EA BOLT-HEX, 1/2-13 X 1 1/2 - ZN 5
	000C12-05-168	EA BOLT-HEX, 5/16-11 X 1 - ZINC 5
	000C12-10-248	EA BOLT-HEX, 5/8-11 X 1 1/2 ZN - 5
	000C12-07-208	EA BOLT-HEX, 7/16 - 14 X 1 1/4" - ZN5
	000C13-07-488	EA BOLT-HEX, 7/16 - 20 X 3 - ZN 5
	000C26-04-108	EA BOLT-HEX, SER FLG - 1/4-20 X 5/8 ZINC
	000C26-05-203	EA BOLT-HEX,SER FLG 5/16-18 X 1 1/4" - ZINC
	000C12-05-248	EA BOLT-HEX-5/16-18X11/2 ZN 5
	005200-01-000	EA BOLT-BUMPER,ROUND HEAD-SQUARE NECK- WSSST CAP 7/16- 14 X 1 1/4
	102333-01-01A	EA BOLT-CARRIAGE, 7/16 - 14 - STAINLESS STEEL CAP- BEIGE
	051387-08-000	EA BOLT-CARRIAGE, W/O HOLE - 5/16-18 X 5 ZN
	000C12-08-248	EA BOLT-HEX, 1/2-13 X 1 1/2 - ZN 5
	000C12-05-168	EA BOLT-HEX, 5/16-18 X 1 - ZINC 5
	000C12-10-248	EA BOLT-HEX, 5/8-11 X 1 1/2 ZN - 5
	000C12-07-208	EA BOLT-HEX, 7/16 - 14 X 1 1/4" - ZN5
	000C13-07-488	EA BOLT-HEX, 7/16 - 20 X 3 - ZN 5
	000C26-04-108	EA BOLT-HEX, SER FLG - 1/4-20 X 5/8 ZINC
	000C26-05-208	EA BOLT-HEX,SER FLG 5/16-18 X 1 1/4" - ZINC
	000C12-05-248	EA BOLT-HEX-5/16-18X11/2 ZN 5
	072893-01-000	EA NUTSERT-M5 X 0, 8
	077048-01-000	EA NUT-ACORN, 10-32 ALUMINUM
	095094-01-000	EA NUT-ACORN, 1/4 - 20 ALUMINUM
	000D14-05-008	EA NUT-HEX, 5/16-18 - ZN 5
	000D34-04-008	EA NUT-HEX, LK 1/4 - 20 ZN
	000D39-04-008	EA NUT-HEX, SER FLG LK 1/4 - 20 ZN
	000D39-08-008	EA NUT-HEX, SER FLG LK - 1/2-13 ZN
	000D39-06-008	EA NUT-HEX, SER FLG LK - 3/8-16 ZN
	000D39-05-008	EA NUT-HEX, SER FLG LK - 5/16 - 18 ZN
	000D44-07-008	EA NUT-HEX, SER FLG LK - 7/16-20 ZN
	000D24-10-008	EA NUT-HEX, SF/LK - 10-32 ZN
	000D34-08-008	EA NUT-HEX LK 3/8-16 GRADE C ZN
	075487-01-000	EA NUT-INVERTED FLARE, 1/4"
	088497-02-000	EA NUT-INVERTED FLARE, 1/4"
	063253-07-000	EA NUT-J, #8A 120- .130 PNL THK
	044364-02-000	EA NUT-SPEED, FLAT - ROUND
	040821-06-000	EA NUT-SPEED, U TYPE - NO. 8
	040821-04-000	EA NUT-SPEED, U TYPE - NO. 8
	040821-05-000	EA NUT-SPEED, U TYPE - NO 8
	044364-01-000	EA NUT-SPEED,FLAT
	064081-01-000	EA NUT-WING, 3/8" X 16 THREAD
	077071-01-000	EA WASHER-FENDER, 3/16" ID X 1" OD
	000E13-14-008	EA WASHER-FL, 1/4" WIDE ZN
	000E13-11-008	EA WASHER-FL- 3/16" WIDE ZN
	000E13-17-008	EA WASHER-FL- 3/8 AR ZN
	000E13-11-008	EA WASHER-FL- 3/16" WIDE ZN
	000E13-17-008	EA WASHER-FL-3/8 AR ZN

SCREWS

KEY	PART NUMBER	UOM DESCRIPTION
	000G67-10-248	EA SCREW, 10-12 X 1 1/2 PPH - ZN
	000G67-10-16P	EA SCREW, 10-12 X 1 PPH - DARK BROWN
	000G67-10-168	EA SCREW, 10-12 X 1 PPH - ZN
	000G67-10-088	EA SCREW, 10-12 X 1/2 PPH ZN
	000G67-10-08R	EA SCREW, 10-12 X 1/2 PPH - BEIGE - TYPE A
	000G67-10-12B	EA SCREW, 10-12 X 3/4 - PPH ZN
	000G67-10-108	EA SCREW, 10-12 X 5/8 PPH ZN - TYPE A
	000G67-10-10R	EA SCREW, 10-12 X 5/8 PPH - TYPE A - BEIGE
	000G67-10-12P	EA SCREW, 10-12 X 75 PFH - DARK BROWN
	048465-01-000	EA SCREW, 10-16 W/WASHER PTH - DARK BROWN

SEALANTS & FASTENERS GROUP (CONTINUED)

SCREWS (CONT)

KEY	PART NUMBER	UOM DESCRIPTION
	048465-04-000	EA SCREW, 10-16 X 1 PTH W/WASHER - BEIGE
	000G11-10-168	EA SCREW, 10-16 X 1 - PPH ZN
	000G11-10-12R	EA SCREW, 10-16 X 3/4 PPH - BEIGE
	000G11-10-12D	EA SCREW, 10-16 X 3/4 PPH - BLACK
	000G88-08-10G	EA SCREW, 6-18 X 5/8 POH - ANTIQUE BRASS
	075790-01-000	EA SCREW, 6-20 X 1 1/4 PPH - BLACK
	000G13-08-16R	EA SCREW, 6-20 X 1 PFH - BEIGE
	000G13-08-088	EA SCREW, 6-20 X 1/2 PFH ZN
	000G13-08-10G	EA SCREW, 6-20 X 5/8 PFH - ANTIQUE BRASS
	000G11-08-108	EA SCREW, 6-20 X 5/8 PPH ZN
	000G11-08-10J	EA SCREW, 6-20 X 5/8 PPH - BRASS
	000G11-07-088	EA SCREW, 7-18 X 1/2 PPH - ZN
	000G13-07-12B	EA SCREW, 7-18 X 3/4 PFH ZN
	000G13-08-168	EA SCREW, 8-18 X 1 PFH - ZN
	000G11-08-08T	EA SCREW, 8-18 X 1/2 PPH
	000G11-08-088	EA SCREW, 8-18 X 1/2 PPH ZN
	000G11-08-12B	EA SCREW, 8-18 X 3/4 PPH ZN
	000G11-08-12R	EA SCREW, 8-18 X 3/4 PPH - BEIGE
	000G11-08-12D	EA SCREW, 8-18 X 3/4 PPH - BLACK
	000G11-08-16R	EA SCREW, 8-18X1.00 PPH - BEIGE
	000G67-10-32B	EA SCREW, NO. 10 - 12 X 2 PPH ZN
	000G55-08-12W	EA SCREW, SF/DR-8-18X.75 PWH
	000G67-10-12R	EA SCREW-10-12X.75 PPH BEIGE
	000G67-10-120	EA SCREW-10-12X.75 PPH TAN
	048465-03-000	EA SCREW-10-16X1 POH W/WASHER
	000G67-10-32B	EA SCREW, NO 10 - 12 X 2 PPH ZN
	000G55-08-12W	EA SCREW, SF/DR-8-18X.75 PWH
	000G67-10-12R	EA SCREW-10-12X.75 PPH BEIGE
	000G67-10-120	EA SCREW-10-12X.75 PPH TAN
	048465-03-000	EA SCREW-10-16X1 POH W/WASHER
	000G11-10-12S	EA SCREW-10-16X.75 PPH OFF WHITE
	000G54-04-208	EA SCREW-1/4-20X11/4 PTH TYP 23
	000G57-05-16J	EA SCREW-5-20X1 PFH BRASS
	000G12-08-08T	EA SCREW-6-20 X .50 POH - BLACK
	000G13-08-16J	EA SCREW-6-20X1 00 PFH BRASS
	000G11-08-12P	EA SCREW-8- 18X.75 DARK BROWN
	065318-01-000	EA SCREW-8-05BX1/2,CRIMP TITE HD
	000G67-08-32B	EA SCREW-8-15X2 PPH ZN
	000G12-08-16S	EA SCREW-8-18 X 1" POH - OFF WHITE
	000G11-08-16S	EA SCREW-8-18X1 00 PPH OFF WHITE
	016439-07-000	EA SCREW-8-32X1 1/4 POH, BLACK
	087721-01-000	EA SCREW-FLAT HEAD, TAPPING - 1/4 X 1 1/4 LG ZN
	085763-01-000	EA SCREW-MACH, 10 - 32 X 1/4 PTH
	000G19-10-088	EA SCREW-MACH, 10-32 X 1/2 PPH ZN
	000G19-10-108	EA SCREW-MACH, 10-32 X 5/8 - PPH - ZINC
	000G50-04-12B	EA SCREW-MACH, 1/4-20 X 3/4 PPH ZN
	081908-01-000	EA SCREW-MACH 6-32X 62 WNYLOCK
	089371-01-000	EA SCREW-MACH 8-32X3 5/16 ZN
	000G19-10-208	EA SCREW-MACHINE, 10-32 X 1 1/14 PPH ZINK
	000G18-08-168	EA SCREW-MACHINE, 8 X 32 X 1, PPH ZN
	075809-01-000	EA SCREW-MACH-10-32X.56PTH(SEMS
	000G53-04-068	EA SCREW-MACH-1/4-20X3/8 PPH ZN
	000G18-08-22B	EA SCREW-MACH-8-32X1 3/8 PPH ZN
	000G39-10-208	EA SCREW-SF/DR, 10-16 X 1 1/4 PPH ZN
	000G39-10-12R	EA SCREW-SF/DR, 10-16 X 3/4 PPH - BEIGE
	000G39-10-12D	EA SCREW-SF/DR, 10-16 X 3/4 PPH - BLACK
	000G39-06-16T	EA SCREW-SF/DR, 6-20 X 1 PPH - BLACK
	000G39-06-10T	EA SCREW-SF/DR, 6-20 X 5/8 PPH - BLACK
	000G39-08-24B	EA SCREW-SF/DR, 8-18 X 1 1/2 PPH ZN
	000G39-08-15E	EA SCREW-SF/DR, 8-18 X 1 PPH CHROME
	000G39-08-168	EA SCREW-SF/DR, 8-18 X 1 PPH ZN
	000G39-08-16T	EA SCREW-SF/DR, 8-18 X 1 PPH - BLACK
	000G55-08-162	EA SCREW-SF/DR, 8-18 X 1 00 - BEIGE

**1991 WINNEBAGO
TABLE OF CONTENTS**

INTRODUCTION	A-01 -	A-02
ABBREVIATIONS		A-03
ALPHABETICAL INDEX	A-04 -	A-08
WCN38RQ	A-07 -	F-16
WCN38RA	F-17 -	K-22

1991 WCN38RQ INDEX

FLOOR PLAN	A-07 -	A-08
ACCESSORIES	A-09 -	A-18
BATH	A-19 -	A-22
BEDROOM	A-23 -	B-02
CHASSIS	B-03 -	B-14
C C & PAD	B-15 -	C-02
DINETTE	C-03 -	C-04
DRIVERS	C-05 -	C-12
ELECTRICAL	C-13 -	C-20
EXTERIOR BODY	C-21 -	D-04
GALLEY	D-05 -	D-12
HEATING & AC	D-13 -	D-16
INTERIOR FINISH	D-17 -	D-20
LABELS	D-21 -	E-08
LP		E-07
LOUNGE	E-08 -	E-09
SEALANTS & FASTENERS	E-10 -	E-12
WATER & SEWAGE	E-13 -	E-16
WINDOW, VENT AND EXTERIOR DOOR	E-17 -	F-16

**WATER & SEWAGE GROUP
WATER SYSTEM**

KEY	PART NUMBER	U/M DESCRIPTION
	030522-02-000	EA CAP-BRASS, 1/2" FLARE
	052959-02-000	EA CONNECTOR, 1/2" F X 1/2" MPT - PLASTIC - GRAY
	089183-02-000	EA DRAIN VALVE-IN LINE, HEADER - 1/2" MPT X 1/2" F X 1/2" M
	052957-02-000	EA ELBOW-MALE, 1/2" F X 1/2" MPT - PLASTIC - GRAY
	085120-01-000	EA ELBOW-SWIVEL, 1/2" FPT X 1/2" FLARE - PLASTIC - GRAY
	081248-02-000	EA FAUCET-EXTERNAL WATER 90 DEG
	087659-04-000	EA FILL-WATER, CITY - OFF WHITE
	071015-08-000	EA GROMMET-1.75"ID, FITS 08" MATERIAL, RUBBER
	052952-01-000	EA NUT-PLASTIC, 1/2" F X 1/2" TUBE - PLASTIC - GRAY
	052958-01-000	EA TEE-1/2" F X 1/2" MPT X 1/2" F - PLASTIC
	038800-01-000	FT TUBING-POLYBUTYL, 1/2" OD - INCREMENTS OF 20' - BLACK
	088941-01-000	EA VACUUM BREAKER-3/4 FPT X 3/4 MPT
	046128-01-000	EA VALVE-DRAIN, PLASTIC - 1/2" FPT

FRESH WATER TANK - 48 GALLON

KEY	PART NUMBER	U/M DESCRIPTION
	094507-02-000	EA TANK-WATER, 48 GALLON - W/FITTINGS - 14" X 26 7" X 35"
	094507-01-000	EA TANK-WATER, 48 GALLON - WO FITTINGS - 14" X 26 7" X 35"
	052957-04-000	EA ELBOW-5/8" F X 3/4" MPT
	052957-02-000	EA ELBOW-MALE, 1/2" F X 1/2" MPT - PLASTIC - GRAY
	077954-02-000	EA FILTER-WATER TANK, SCREEN IN TANK
	042989-06-000	EA FITTING-SPINWELD, PLASTIC - 3/4 FPT
	042989-05-000	EA FITTING-WATER TANK, SPINWELD - 1/2" FPT - PLASTIC - WHITE
	048032-01-000	EA PATCH-SPINWELD, 3/8" - PLASTIC
	038861-01-000	EA SENDING UNIT W/SCREW, WASHER, WELL NUT AND TERMINAL RING
	052955-01-000	EA TEE-WATER, 1/2" F X 1/2" F X 1/2" MPT - PLASTIC - GRAY

SHURFLOW WATER PUMP

KEY	PART NUMBER	U/M DESCRIPTION
	045729-01-701	EA BASEPLATE-KIT, SHURFLOW# 94-052
	088607-01-705	EA CHECK VALVE-KIT, SHURFLOW# 94-237-00
	045729-01-702	EA DIAPHRAGM-KIT, SHURFLOW# 94-213-00
	088607-01-702	EA DIAPHRAGM-KIT, SHURFLOW# 94-233-10
	0168807-01-701	EA DRIVE ASM, SHURFLOW# 94-234-03
	075241-05-000	EA FAUCET-SHOWER, BONE
	088607-01-704	EA HOUSING-UPPER, SHURFLOW# 94-231-01
	045729-01-707	EA LOWER-HOUSING, SHURFLO 94-017-01
	045729-01-700	EA MOTOR, SHURFLO 11-021
	088607-01-707	EA MOTOR/BASEPLATE REPLACEMENT, SHURFLOW# 94-234-03
	088607-01-700	EA PUMPHEAD-REPLACEMENT, SHURFLOW# 94-236-08
	045729-01-706	EA PUMPHEAD-SHURFLOW# 94-058-11
	088607-01-000	EA PUMP-WATER, 2.8 GPM - SHUR FLO
	088607-02-000	EA PUMP-WATER, 2.8 GPM - W/1/2" MPT FITTINGS - CANADIAN
	011048-05-000	EA SHOWER HEAD-W/60" HOSE, W/O VACUUM BREAKER - CANADIAN
	088607-01-706	EA SWITCH ASM-COMPLETE, SHURFLOW# 94-230-00
	045729-01-705	EA SWITCH CAP KIT W/SWITCH-SHURFLOW# 94-255-01
	045729-01-704	EA UPPER HOUSING-SHURFLOW# 94-025-00
	088607-01-703	EA VALVE ASM, SHURFLOW# 94-232-00
	045729-01-703	EA VALVE ASM-KIT, SHURFLOW# 94-110

**WATER & SEWAGE GROUP (CONTINUED)
WATER PURIFICATION**

KEY	PART NUMBER	U/M DESCRIPTION
	052959-02-000	EA CONNECTOR, 1/2" F X 1/2" MPT - PLASTIC - GRAY
	052957-01-000	EA ELBOW-PLASTIC, 1/2" F X 3/8" MPT
	085120-01-000	EA ELBOW-SWIVEL, 1/2" FPT X 1/2" FLARE - PLASTIC - GRAY
	087200-01-000	EA FILTER-WATER PURIFICATION, EVERPURE OC2-AC
	052952-01-000	EA NUT-PLASTIC, 1/2" F X 1/2" TUBE - PLASTIC - GRAY
	038800-01-000	FT TUBING-POLYBUTYL, 1/2" OD - INCREMENTS OF 20' - BLACK
	081208-01-000	EA WASHER-RUBBER, 08" X .75" X .5"
	079317-01-000	EA ADAPTER-SWIVEL, 1/2" TUBE X 1/2" FPT - PLASTIC - GRAY
	087200-02-000	EA CARTRIDGE-WATER FILTER, EVERPURE 9801-11

WATER HEATER BYPASS VALVE

KEY	PART NUMBER	U/M DESCRIPTION
	038800-01-000	FT TUBING-POLYBUTYL, 1/2" OD - INCREMENTS OF 20' - BLACK
	052952-01-000	EA NUT-PLASTIC, 1/2" F X 1/2" TUBE - PLASTIC - GRAY
	052957-02-000	EA ELBOW-MALE, 1/2" F X 1/2" MPT - PLASTIC - GRAY
	052958-01-000	EA TEE, 1/2" F X 1/2" F X 1/2" F - PLASTIC - GRAY
	089729-01-000	EA BYPASS KIT-WATER HEATER

WATER HEATER MOTOR AND REAR HEATER

KEY	PART NUMBER	U/M DESCRIPTION
	051393-01-000	EA WATER HEATER-W/MOTOR AND, PILOTLESS IGNITION ATWOOD GH6-4E OR GH6-6E
	051393-01-700	EA TANK-INNER, 3E FRONT MOUNT - ATWOOD# 91023
	051393-01-701	EA SWITCH PACKAGE-ATWOOD# 91959
	051393-01-702	EA SWITCH-ENERGY CUT-OFF, ATWOOD# 91951
	051393-01-704	EA CIRCUIT BOARD-W/BLACK BOX, ATWOOD# 91420
	051393-01-705	EA ORIFICE HOLDER-ATWOOD# 91925
	051393-01-716	EA PROBE & SPARK ASM, ATWOOD# 91808
	051391-01-708	EA BURNER-MAIN, 3E ONLY - ATWOOD# 92615
	051393-01-718	EA VALVE-DUAL SOLENOID, ATWOOD# 91805
	051393-01-713	EA BRACKET-CORNER, PACKAGE OF 4 - ATWOOD# 91838
	051393-01-714	EA TANK-INNER (GH6-3E), REAR MOUNT - ATWOOD# 91408
	051393-01-716	EA SPARK & PROBE ASM, ATWOOD# 91806
	051393-01-718	EA VALVE-DUAL SOLENOID, ATWOOD# 91805
	051393-01-704	EA CIRCUIT BOARD
	051393-01-720	EA KNOB-TEMPERATURE, ATWOOD# 92310
	051393-01-721	EA ECO&THERMOSTAT ASM-FRONT MOUNT, 140 DEGREE - ATWOOD# 91447
	051393-01-722	EA GAS IGNITION FIELD TESTER-MODEL 05-080224-001
	062401-01-000	EA CLAMP-HOSE, WORMGEAR .25" - 1"
	079059-01-000	EA HOSE-90 DEGREE, .61"ID X 4" X 36"
	083081-01-000	EA HOSE-FORMED
	088753-01-000	FT TUBE-ALUMINIZED STEEL, 5/8" - 18 GAUGE
	010227-01-000	EA TEE-PLASTIC, BARB 5/8" OR 3/4" HOSE
	062401-01-000	EA CLAMP-HOSE, WORMGEAR 25" - 1"
	062401-04-000	EA CLAMP-HOSE, WORMGEAR 69" - 1.25"

**1991 WINNEBAGO
TABLE OF CONTENTS**

INTRODUCTION	A-01	A-02
ABBREVIATIONS		A-03
ALPHABETICAL INDEX	A-04	A-08
WCN36RQ	A-07	F-18
WFN36RA	F-17	K-22

1991 WCN36RQ INDEX

FLOOR PLAN	A-07	A-08
ACCESSORIES	A-09	A-18
BATH	A-19	A-22
BEDROOM	A-23	B-02
CHASSIS	B-03	B-14
C C & PAD	B-15	C-02
DINETTE	C-03	C-04
DRIVERS	C-05	C-12
ELECTRICAL	C-13	C-20
EXTERIOR BODY	C-21	D-04
GALLEY	D-05	D-12
HEATING & A/C	D-13	D-16
INTERIOR FINISH	D-17	D-20
LABELS	D-21	E-06
LP		E-07
LOUNGE	E-08	E-09
SEALANTS & FASTENERS	E-10	E-12
WATER & SEWAGE	E-13	E-16
WINDOW, VENT AND EXTERIOR DOOR	E-17	F-16

WATER & SEWAGE GROUP (CONTINUED)

WATER PUMPS

KEY	PART NUMBER	U/M DESCRIPTION
	045729-01-000	EA PUMP-WATER, W/ 5MPT FITTINGS - FLOW 2.8 GPM - SHURFLOW FROM: 00-00-00 THRU: 09-17-90
	045729-01-700	EA MOTOR, SHURFLO 11-021
	045729-01-701	EA BASEPLATE-KIT, SHURFLOW# 94-052
	045729-01-702	EA DIAPHRAGM-KIT, SHURFLOW# 94-213-00
	045729-01-703	EA VALVE ASM-KIT, SHURFLOW# 94-110
	045729-01-704	EA UPPER HOUSING-SHURFLOW# 94-025-00
	045729-01-705	EA SWITCH CAP KIT W/SWITCH-SHURFLOW# 94-255-01
	045729-01-706	EA PUMPHEAD-SHURFLOW# 94-058-11
	045729-01-707	EA LOWER-HOUSING, SHURFLO 94-017-01
	098807-01-000	EA PUMP-WATER, W/ 5" MPT FITTING - FLOW 2.8 GPM - UL FROM: 09-18-89 THRU: 99-99-99
	093807-01-700	EA PUMPHEAD-REPLACEMENT, SHURFLOW# 94-236-08
	098807-01-701	EA DRIVE ASM, SHURFLOW# 94-234-03
	093807-01-702	EA DIAPHRAGM-KIT, SHURFLOW# 94-233-10
	098807-01-703	EA VALVE ASM, SHURFLOW# 94-232-00
	098807-01-704	EA HOUSING-UPPER, SHURFLOW# 94-231-01
	098807-01-705	EA CHECK VALVE-KIT, SHURFLOW# 94-237-00
	098807-01-707	EA MOTOR/BASEPLATE REPLACEMENT, SHURFLOW# 94-234-03

WATER HEATER

KEY	PART NUMBER	U/M DESCRIPTION
	051391-03-000	EA HEATER-WATER, WELECTRIC IGNITION - ATWOOD G6A-3E
	051391-01-700	EA HINGE KIT-W/CLIP, ATWOOD # 92568 & 92559
	051393-03-700	EA TANK-INNER (G6A-3E), REAR MT - ATWOOD# 91409
	051391-01-704	EA VALVE-RELIEF, 1/2" FITTING - ATWOOD# 91604
	051391-01-705	EA FASTENER-CAMLOC, ATWOOD# 92609
	051391-01-706	EA GRILLE-EXHAUST, ATWOOD# 92787 - 3E ONLY
	051391-01-708	EA BURNER-MAIN, 3E ONLY - ATWOOD# 92615
	051391-01-710	EA ORIFICE-MAIN BURNER, ATWOOD# 92742
	051391-04-701	EA THERMOSTAT 12 VDC-120 PRESET, ATWOOD# 91470 - FRONT MOUNT ONLY
	051391-01-715	EA DRAIN PLUG, ATWOOD# 91561
	052009-02-000	EA DOOR-WATER HEATER, ATWOOD 5576 27 - BEIGE

WATER SYSTEM COMPONENTS CONTINUED TO FAUCETS

KEY	PART NUMBER	U/M DESCRIPTION
	078317-01-000	EA ADAPTER-SWIVEL, 1/2" TUBE X 1/2" FPT - PLASTIC - GRAY
	062401-03-000	EA CLAMP-HOSE WORMGEAR, 22" - 1"
	052959-03-000	EA CONNECTOR, 1/2" F X 3/8" MPT - PLASTIC - GRAY
	052959-03-000	EA CONNECTOR, 1/2" F X 3/8" MPT - PLASTIC - GRAY
	052960-01-000	EA DRAIN VALVE-IN LINE, HEADER - 1/2" F X 1/2" F - GRAY PLASTIC
	052957-02-000	EA ELBOW-MALE, 1/2" F X 1/2" MPT - PLASTIC - GRAY
	052957-01-000	EA ELBOW-PLASTIC, 1/2" F X 3/8" MPT
	065120-01-000	EA ELBOW-SWIVEL, 1/2" FPT X 1/2" FLARE - PLASTIC - GRAY
	057457-01-000	EA ELBOW-UNION, 1/2" X 1/2" FLARE
	064952-01-000	EA FAUCET-GALLEY
	075240-05-000	EA FAUCET-LAVATORY, BRASS
	075241-04-000	EA FAUCET-SHOWER, BRASS
	091253-01-000	EA GASKET-FAUCET, LAVATORY/GALLEY
	011048-02-000	EA HEAD-SHOWER, W/60" HOSE
	052953-01-000	EA NUT-FAUCET, 1/2" TUBE X 1/2" FPT - PLASTIC - GRAY
	052952-01-000	EA NUT-PLASTIC, 1/2" F X 1/2" TUBE - PLASTIC - GRAY
	052952-02-000	EA NUT-PLASTIC, 5/8" FLARE
	052958-01-000	EA TEE, 1/2" F X 1/2" F X 1/2" F - PLASTIC - GRAY
	093217-01-000	EA TEE-SWIVEL, 1/2" - PLASTIC
	052955-01-000	EA TEE-WATER, 1/2" F X 1/2" F X 1/2" MPT - PLASTIC - GRAY
	039800-02-000	FT TUBING-POLYBUTYL, 5/8" OD - INCREMENTS OF 20' - BLACK
	039800-01-000	FT TUBING-POLYBUTYL, 1/2" OD - INCREMENTS OF 20' - BLACK
	091208-01-000	EA WASHER-RUBBER, 06" X 75" X 5"

WATER & SEWAGE GROUP (CONTINUED)

WASTE WATER HOLDING TANK

KEY	PART NUMBER	U/M DESCRIPTION
	082271-01-000	EA TANK-HOLDING, W/O GROMMETS - 30 GL - 18.6" X 59.9" X 9.7" FROM: 00-00-00 THRU: 10-21-90
	101787-01-000	EA TANK-HOLDING, W/O GROMMETS - 42 GL - 24.6" X 59.9" X 8.6" FROM: 10-22-90 THRU: 99-99-99
	061607-01-000	EA GROMMET-HOLDING TANK, 1 1/2" NPS
	039861-01-000	EA SENDING UNIT W/SCREW, WASHER, WELL NUT AND TERMINAL RING

SEWAGE HOLDING TANK

KEY	PART NUMBER	U/M DESCRIPTION
	082272-01-000	EA TANK-HOLDING, W/O GROMMETS - 50 GL - 25.8" X 59.9" X 18.6" FROM: 00-00-00 THRU: 10-21-90
	101786-01-000	EA TANK-HOLDING, W/O GROMMETS - 38 GL - 21.6" X 59.9" X 8.7" FROM: 10-22-90 THRU: 99-99-99
	061607-01-000	EA GROMMET-HOLDING TANK, 1 1/2" NPS
	061607-02-000	EA GROMMET-HOLDING TANK, 3" NPS
	039861-01-000	EA SENDING UNIT W/SCREW, WASHER, WELL NUT AND TERMINAL RING

DRAINAGE VALVES & HOSE

KEY	PART NUMBER	U/M DESCRIPTION
	062422-01-000	EA ADAPTER-OFFSET REDUCER, 3" X 1 1/2" - PLASTIC - BLACK
	093592-01-000	EA ADAPTER-PLASTIC, SEWER HOSE - 45 DEGREE
	089330-01-000	EA ADAPTER-SEWER HOSE END
	062415-01-000	EA CAP-SEWER, 3" DIAMETER
	078408-01-000	EA COUPLER-RUBBER, W/CLAMPS - 3" X 3"
	089355-01-000	EA COUPLER-RUBBER, W/CLAMPS - 1.5" X 1.5"
	062419-02-700	EA HANDLE ONLY - FOR EXTENSION ROD
	010201-02-000	EA HOSE-SEWER, 3 ID X 20 FEET
	070918-01-701	EA VALVE ONLY, 1 1/2"
	070918-01-700	EA VALVE ONLY, 3"
	070918-01-000	EA VALVE-DUAL DUMP, W/CAP - 3" X 1 1/2" - PLASTIC - BLACK
	063558-01-000	EA VENT-PLUMBING PIPE ROOF, W/COVER - BEIGE

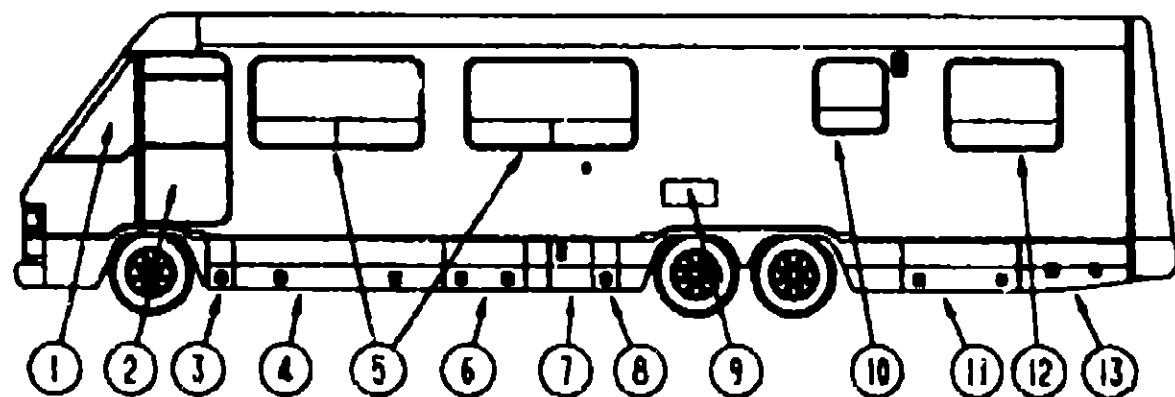
**1991 WINNEBAGO
TABLE OF CONTENTS**

INTRODUCTION	A-01 -	A-02
ABBREVIATIONS		A-03
ALPHABETICAL INDEX	A-04 -	A-08
WCN36RQ	A-07 -	F-16
WFN36RA	F-17 -	K-22

1991 WCN36RQ INDEX

FLOOR PLAN	A-07 -	A-08
ACCESSORIES	A-09 -	A-18
BATH	A-19 -	A-22
BEDROOM	A-23 -	B-02
CHASSIS	B-03 -	B-14
C C & PAD	B-15 -	C-02
DINETTE	C-03 -	C-04
DRIVERS	C-05 -	C-12
ELECTRICAL	C-13 -	C-20
EXTERIOR BODY	C-21 -	D-04
GALLEY	D-05 -	D-12
HEATING & AC	D-13 -	D-16
INTERIOR FINISH	D-17 -	D-20
LABELS	D-21 -	E-08
LP		E-07
LOUNGE	E-08 -	E-09
SEALANTS & FASTENERS	E-10 -	E-12
WATER & SEWAGE	E-13 -	E-16
WINDOW, VENT AND EXTERIOR DOOR	E-17 -	F-16


WINDOW, VENT & EXTERIOR DOOR GROUP



DRIVER SIDE WINDOWS & DOORS


KEY	PART NUMBER	U/M DESCRIPTION
1	091953-04-000	EA GLASS-CORNER VENT, DRIVER
2	M97816-02-AB6	EA DOOR-DRIVER
3	092481-03-B07	EA DOOR-STORAGE/BATTERY, W/LATCHES - 19 4" X 9 5"
4	092481-01-B07	EA DOOR-STORAGE, W/LATCHES - 19.4" X 76 3" - BEIGE
5	092234-03-Y12	EA WINDOW-TIPOUT, DOUBLE - W/O INSIDE FRAME - 31 5" X 60 9"
6	092481-04-B07	EA DOOR-STORAGE, W/LATCHES - 19.4" X 29 5"
7	093028-05-AB6	EA DOOR-FURNACE VENT, 19 4" X 15 8" FROM: 00-00-00 THRU 09-02-90
7	084104-01-000	EA JAMB-DOOR, VENTED REFRIGERATOR - BEIGE
8	092235-09-Y12	EA WINDOW-TIPOUT, W/O INSIDE FRAME - 25.4" X 25.5"
9	084103-01-000	EA DOOR-REFRIGERATOR, VENTED W/O JAMB - BEIGE
	084104-01-700	EA LOCK-MALE, FASTENER - REFRIGERATOR DOOR
	084104-01-701	EA LOCK-FEMALE, FASTENER - REFRIGERATOR DOOR
	084104-01-000	EA JAMB-DOOR, VENTED REFRIGERATOR - BEIGE
10	092235-10-Y12	EA WINDOW-TIPOUT, W/O INSIDE FRAME - 15 8" X 25 5"
11	092481-02-B07	EA DOOR-STORAGE/SEWAGE TANK, W/LATCHES - 19 4" X 43 7" - BEIGE
12	092234-01-Y12	EA WINDOW-TIPOUT, DOUBLE - W/O INSIDE FRAME - 31 5" X 60 9"
13	092630-02-B07	EA DOOR-STORAGE/GENERATOR, W/LATCHES - 40" TAPERED - BEIGE

BACKWALL ESCAPE WINDOW AND DOORS



KEY	PART NUMBER	U/M DESCRIPTION
1	092981-01-Y10	EA DOOR-COMPARTMENT, W/LOCK & KEY - 15 3" X 25 6" - BEIGE
2	087985-04-Y12	EA WINDOW-ESCAPE, W/O INSIDE FRAME - 30 2" X 46 8"
3	092982-01-Y10	EA DOOR-SPARE TIRE, W/LOCKS - 26 8" X 41 3" - BEIGE
	077408-02-000	EA LOCK ASM-KEY TYPE 70 OFFSET
	082684-01-700	EA KEY-SINGLE

WINDOW, VENT & EXTERIOR DOOR GROUP (CONTINUED)



PASSENGER SIDE WINDOWS & DOORS

KEY	PART NUMBER	U/M DESCRIPTION
1	052009-02-000	EA DOOR-WATER HEATER, A.TWOOD 5576-27 - BEIGE
2	092630-01-B07	EA DOOR-STORAGE, W/LATCHES - 40" TAPERED - BEIGE
3	092234-01-Y12	EA WINDOW-TIPOUT, DOUBLE - W/O INSIDE FRAME - 31 5" X 60 9"
4	092481-02-B07	EA DOOR-STORAGE/SEWAGE TANK, W/LATCHES - 19 4" X 43 7" - BEIGE FROM 00-00-00 THRU 10-07-90
4	092481-08-B07	EA DOOR-STORAGE/SEWAGE TANK, W/LATCHES - 19 4" X 43 7" - BEIGE FROM 10-08-90 THRU 99-99-99
5	078010-04-000	EA DOOR-FUEL FILL W/JAMB - BEIGE
6	092481-03-B07	EA DOOR-STORAGE, W/LATCHES - 19 4" X 9 5"
7	092481-05-B07	EA DOOR-STORAGE/SEWAGE, W/LATCHES - 19 4" X 29 5" - BEIGE FROM: 00-00-00 THRU 10-07-90
7	092481-04-B07	EA DOOR-STORAGE/SEWAGE, W/LATCHES - 19 4" X 29 5" - BEIGE FROM: 10-08-90 THRU 99-99-99
8	092235-09-Y12	EA WINDOW-TIPOUT, W/O INSIDE FRAME - 25 5" X 25 4"
9	079733-04-T03	EA WINDOW-PICTURE, W/O INSIDE FRAME - 17" X 25"
10	M01870-50-B07	EA DOOR-ENTRY, W/JAMB AND SCREEN DOOR
11	092481-01-B07	EA DOOR-STORAGE, W/LATCHES - 19 4" X 29 5" - BEIGE
12	092234-03-Y12	EA WINDOW-TIPOUT, DOUBLE - W/O INSIDE FRAME
13	092481-03-B07	EA DOOR-STORAGE/BATTERY, W/LATCHES - 19 4" X 9 5"
14	083703-01-Y10	EA WINDOW-SLIDING, W/O INSIDE FRAME
15	091953-03-000	EA GLASS-CORNER VENT, PASSENGER

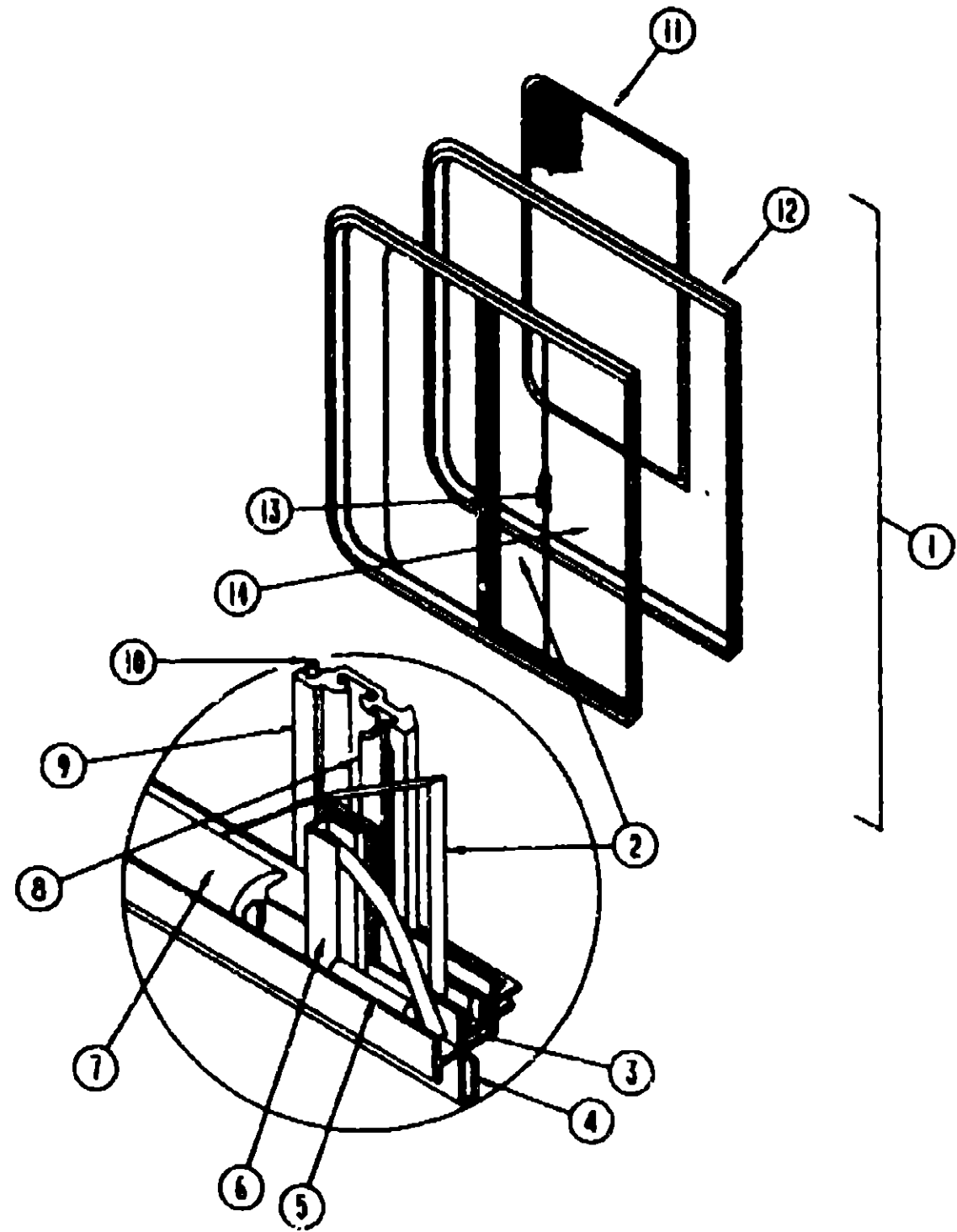
**1991 WINNEBAGO
TABLE OF CONTENTS**

INTRODUCTION	A-01 -	A-02
ABBREVIATIONS		A-03
ALPHABETICAL INDEX	A-04 -	A-08
WCN36RQ	A-07 -	F-16
WFK36PA	F-17 -	K-22

1991 WCN36RQ INDEX

FLOOR PLAN	A 07 -	A-08
ACCESSORIES	A-09 -	A-18
BATH	A-19 -	A-22
BEDROOM	A-23 -	B-02
CHASSIS	B-03 -	B-14
C C & PAD	B 15 -	C-02
DINETTE	C-03 -	C-04
DRIVERS	C-05 -	C-12
ELECTRICAL	C-13 -	C-20
EXTERIOR BODY	C-21 -	D-04
GALLEY	D-05 -	D-12
HEATING & AC	D-13 -	D-18
INTERIOR FINISH	D-17 -	D-20
LABELS	D-21 -	E-06
LP		E-07
LOUNGE	E-08 -	E-09
SEALANTS & FASTENERS	E-10 -	E-12
WATER & SEWAGE	E-13 -	E-16
WINDOW, VENT AND EXTERIOR DOOR	E-17 -	F-16

WINDOW, VENT & EXTERIOR DOOR GROUP (CONTINUED)
PASSENGER CAB SLIDING WINDOW



KEY	PART NUMBER	UOM	DESCRIPTION
1	083703-01-Y10	EA	WINDOW ASM-SINGLE SLIDER (W/O INSIDE FRAME)
2	081980-11-000	EA	GLASS-SLIDER 3.2X772.8X420 8
3	042077-01-000	FT	CHANNEL-WOOD-GLASS RUN 3/16
4	080840-11-000	FT	SEALER-TAPE, 3/16"X3/8" BLACK
5	050218-02-000	FT	SPLINE-VINYL GLASS .18 BLK
	050778-01-000	EA	SCREW-1/4-14X3/8 HHW BLK
6	002388-03-208	EA	EXTR-PDR BLK GLS HLDG, 29 57
	023320-01-000	EA	PAD-FELT-3/8 DIA
7	041928-02-000	FT	SEAL-WOOD-CHANNEL
8	073740-01-000	FT	SEAL-FIN, 460 PILE HEIGHT
	079824-01-000	FT	SEAL-WEATHER, C-FOLD 500
9	084170-08-000	EA	MULLION-SLIDER, WINDOW BLACK
10	082885-01-Y10	EA	FRAME ASM-WOOD, INSIDE SCREEN
	000638-05-18T	EA	SCREW-SF/DR-6-20X1.00 PPH
	002328-01-000	EA	BLOCK-WINDOW 1/8X3/16X1
11	082884-01-Y10	EA	SCREEN ASSEMBLY
	002291-02-000	FT	SCREENING- 16" - BLACK
	002298-02-000	FT	SPLINE-VENT/WINDOW SCREEN, .128 DIAMETER - BLACK
	078364-01-000	EA	HOLDER-UPPER SCREEN, EXTRUDED PLASTIC - 9 5" - BLACK
	078365-01-000	EA	HOLDER-LOWER SCREEN, EXTRUDED PLASTIC - 9 5" - BLACK
12	082538-01-Y10	EA	FRAME-WINDOW, INSIDE (NOT INCLUDED IN WINDOW ASM)
13	047389-01-700	EA	LATCH KIT-WINDOW, PLASTIC
14	057656-12-000	EA	GLASS- 19X30.43X15 70

1991 WINNEBAGO
TABLE OF CONTENTS

INTRODUCTION	A-01 -	A-02
ABBREVIATIONS		A-03
ALPHABETICAL INDEX	A-04 -	A-06
WCN36RQ	A-07 -	F-16
WFN36RA	F-17 -	K-22

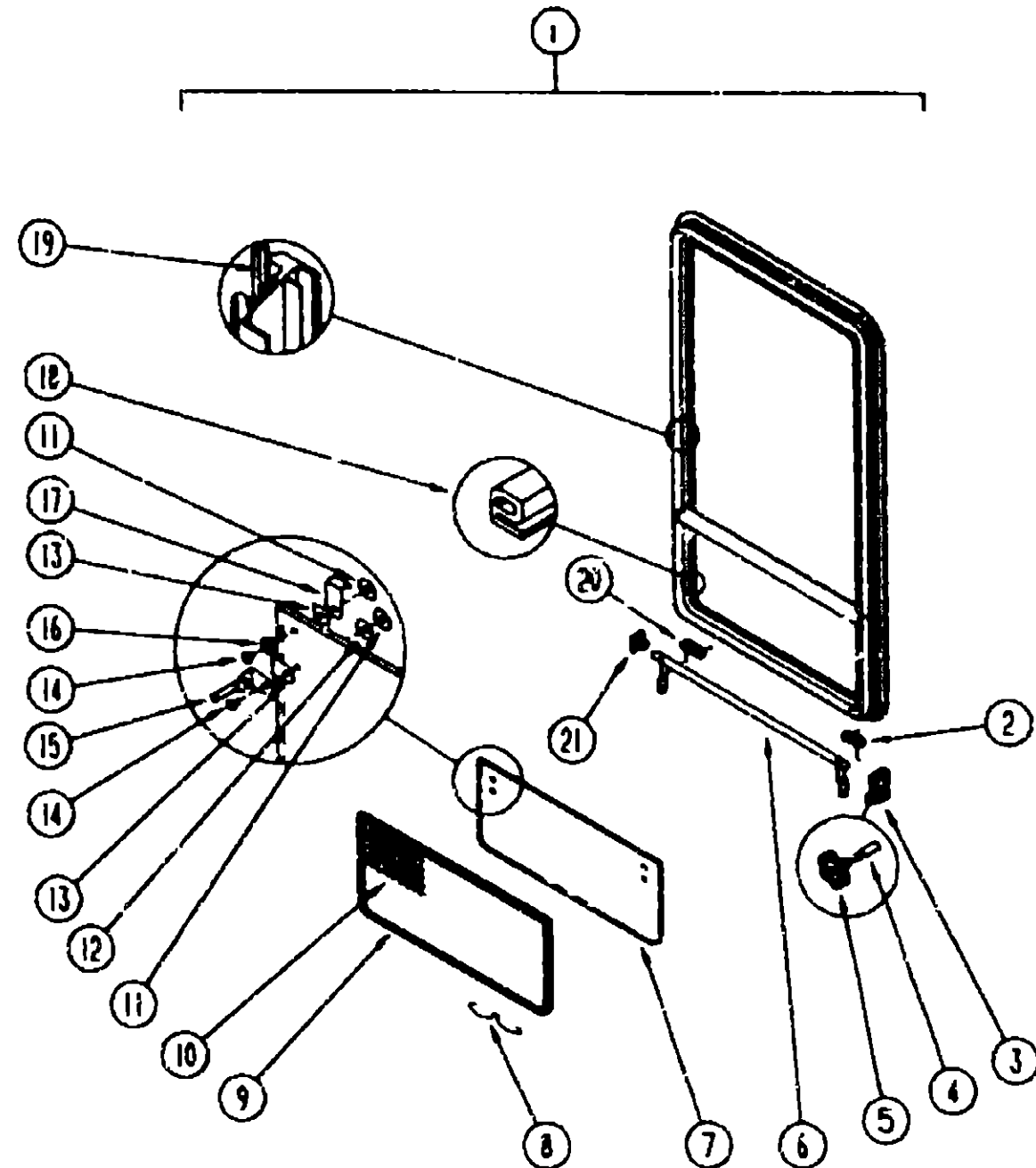
1991 WCN36RQ INDEX

FLOOR PLAN	A-07 -	A-08
ACCESSORIES	A-09 -	A-18
BATH	A-19 -	A-22
BEDROOM	A-23 -	B-02
CHASSIS	B-03 -	B-14
C C & PAD	B-15 -	C-02
DINETTE	C-03 -	C-04
DRIVERS	C-05 -	C-12
ELECTRICAL	C-13 -	C-20
EXTERIOR BODY	C-21 -	D-04
GALLEY	D-05 -	D-12
HEATING & A/C	D-13 -	D-16
INTERIOR FINISH	D-17 -	D-20
LABELS	D-21 -	F-06
LP		E-07
LOUNGE	E-08 -	E-09
SEALANTS & FASTENERS	E-10 -	E-12
WATER & SEWAGE	E-13 -	E-16
WINDOW, VENT AND		
EXTERIOR DOOR	E-17 -	F-16

WINDOW, VENT & EXTERIOR DOOR GROUP (CONTINUED)

GALLEY WINDOW

KEY	PART NUMBER	U/M DESCRIPTION
1	092235-09-Y12	EA WINDOW-TIPOUT (W/O INSIDE FRAME)
	090893-02-01A	EA FRAME-WINDOW, INSIDE (NOT INCLUDED IN WINDOW ASM.) BLACK
2	080918-01-000	EA SPRING-TORQUE TUBE, RIGHT
3	035302-02-000	EA OPERATOR-TORQUE, TIPOUT WINDOW - LEFT
4	006439-06-000	EA EXTENSION-WINDOW CONTROL (NOT INCLUDED IN WINDOW ASM.)
5	009439-05-000	EA KNOB-OPERATOR, TIPOUT WINDOW - BLACK (NOT INCLUDED IN WINDOW ASM.)
	009439-07-000	EA SCREW, 8-32 X 1 1/4 POH - BLACK (NOT INCLUDED IN WINDOW ASM.)
6	083150-10-000	EA TUBE ASM. - TORQUE, WINDOW
7	084068-15-000	EA GLASS-TIPOUT, 9.2" X 24.5"
8	100168-01-000	EA CLIP-SPRING, SCREEN
9	100235-02-807	EA SCREEN-SINGLE TIPOUT WINDOW
10	080218-03-000	SF SCREEN-FIBERGLASS, 12" WIDE
	100240-01-000	FT SPLINE-SCREEN, T-SHAPED
11	086762-01-000	EA T NUT 10-32
12	068927-03-000	EA SEAL-WINDOW, RUBBER - ROUND - .80" DIA. - BLACK
13	084473-01-000	EA SEAL-RUBBER, TIPOUT WINDOW
14	085763-01-000	EA SCREW-MACH, 10 - 32 X 1/4 PTH
15	097578-01-000	EA LINKAGE-TIPOUT WINDOW
	081649-01-000	EA RING - SNAP, 7/32 SHAFT DIA.
16	084453-02-000	EA WASHER-.060 X .50 X .250 - PLASTIC
17	089913-01-000	EA HINGE-TIPOUT WINDOW, BLACK
18	084067-02-000	FT SEAL-E SHAPED, SPONGE - TIPOUT WINDOW - 4" X 4" - BLACK
19	069640-11-000	EA SEALER-TAPE, 3/16" X 3/8" BLACK
20	080918-02-000	EA SPRING-TORQUE TUBE, LEFT
21	081354-01-000	EA SLEEVE-TORQUE TUBE, TIPOUT WINDOW - 1 3/4" X 1 2" X 7"



BATH WINDOW

KEY	PART NUMBER	U/M DESCRIPTION
1	092235-10-Y12	EA WINDOW-TIPOUT (W/O INSIDE FRAME)
	090893-15-01A	EA FRAME-WINDOW, INSIDE (NOT INCLUDED IN WINDOW ASM.) BLACK
2	080918-01-000	EA SPRING-TORQUE TUBE, RIGHT
3	035302-02-000	EA OPERATOR-TORQUE, TIPOUT WINDOW - LEFT
4	090025-01-000	EA EXTENSION-WINDOW CONTROL (NOT INCLUDED IN WINDOW ASM.)
5	101290-01-01A	EA KNOB-OPERATOR, TIPOUT WINDOW - BRASS (NOT INCLUDED IN WINDOW ASM.)
	101289-01-01A	EA SCREW-WINDOW KNOB BRASS (NOT INCLUDED IN WINDOW ASM.)
6	083150-09-000	EA TUBE ASM. - TORQUE, WINDOW
7	084068-14-000	EA GLASS-TIPOUT, 9" X 15"
8	100168-01-000	EA CLIP-SPRING, SCREEN
9	100235-02-807	EA SCREEN-SINGLE TIPOUT WINDOW
10	080218-03-000	SF SCREEN-FIBERGLASS, 12" WIDE
	100240-01-000	FT SPLINE-SCREEN, T-SHAPED
11	086762-01-000	EA T NUT 10-32
12	068927-03-000	EA SEAL-WINDOW, RUBBER - ROUND - .80" DIA. - BLACK
13	084473-01-000	EA SEAL-RUBBER, TIPOUT WINDOW
14	085763-01-000	EA SCREW-MACH, 10 - 32 X 1/4 PTH
15	097578-01-000	EA LINKAGE-TIPOUT WINDOW
	081649-01-000	EA RING - SNAP, 7/32 SHAFT DIA.
16	084453-02-000	EA WASHER-.060 X .50 X .250 - PLASTIC
17	089913-01-000	EA HINGE-TIPOUT WINDOW, BLACK
18	084067-01-000	FT SEAL-E SHAPED, SPONGE - TIPOUT WINDOW - 4" X 4" - BLACK
19	069640-11-000	EA SEALER-TAPE, 3/16" X 3/8" BLACK
20	080918-02-000	EA SPRING-TORQUE TUBE, LEFT
21	081354-01-000	EA SLEEVE-TORQUE TUBE, TIPOUT WINDOW - 1 3/4" X 1 2" X 7"

1991 WINNEBAGO
TABLE OF CONTENTS

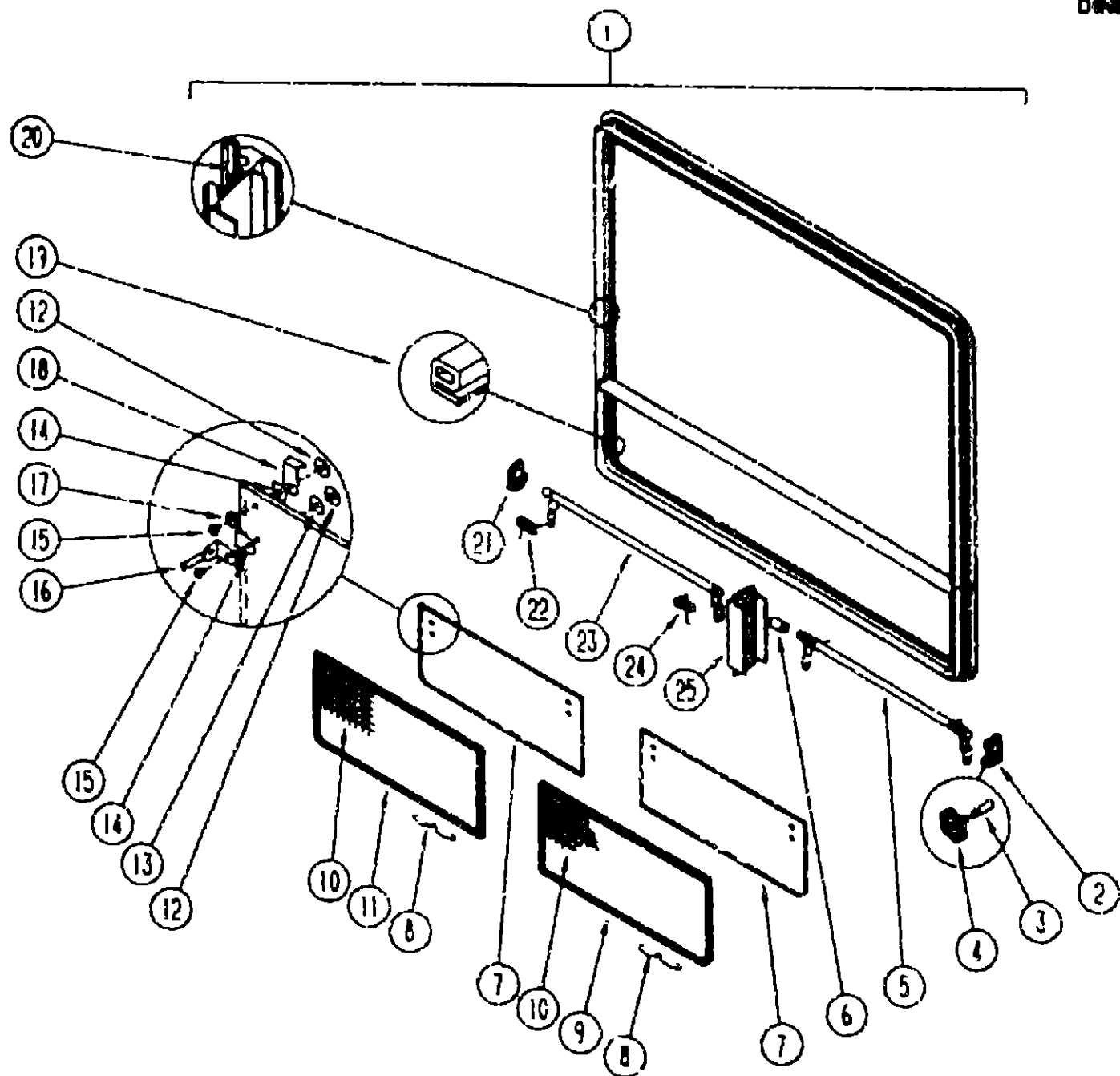
INTRODUCTION	A-01 -	A-02
ABBREVIATIONS		A-03
ALPHABETICAL INDEX	A-04 -	A-06
WATER	A-07 -	F-16
WFN36RA	F-17 -	K-22

1991 WCN36RQ INDEX

FLOOR PLAN	A-07 -	A-08
ACCESSORIES	A-09 -	A-18
BATH	A-19 -	A-22
BEDROOM	A-23 -	B-02
CHASSIS	B-03 -	B-14
C C & PAD	B-15 -	C-02
DINETTE	C-03 -	C-04
DRIVERS	C-05 -	C-12
ELECTRICAL	C-13 -	C-20
EXTERIOR BODY	C-21 -	D-04
GALLEY	D-05 -	D-12
HEATING & AC	D-13 -	D-16
INTERIOR FINISH	D-17 -	D-20
LABELS	D-21 -	E-06
LP		E-07
LOUNGE	E-08 -	E-09
SEALANTS & FASTENERS	E-10 -	E-12
WATER & SEWAGE	E-13 -	E-16
WINDOW, VENT AND EXTERIOR DOOR	E-17 -	F-16

WINDOW, VENT & EXTERIOR DOOR GROUP (CONTINUED)

DINETTE WINDOW



KEY	PART NUMBER	U/M DESCRIPTION
1	082234-03-Y12	FA WINDOW ASM. -TIPOUT, DOUBLE (W/O INSIDE FRAME)
2	090893-08-01A	EA FRAME-WINDOW, INSIDE - BLACK
3	035302-02-000	EA OPERATOR-TORQUE, TIPOUT WINDOW - LEFT
4	090025-01-000	EA EXTENSION-WINDOW CONTROL (NOT INCLUDED IN WINDOW ASM)
5	101290-01-01A	EA KNOB-OPERATOR, TIPOUT WINDOW - BRASS (NOT INCLUDED IN WINDOW ASM)
6	101289-01-01A	EA SCREW WINDOW KNOB BRASS (NOT INCLUDED IN WINDOW ASM)
7	083227-08-000	EA TUBE-TORQUE, WINDOW - RIGHT
8	088016-51-001	EA TUDE-SLEEVE 02"ID X 035"OD X 1 2" LONG - ALUMINUM
9	084088-22-000	EA GLASS-TIPOUT, 9 2" X 29 8"
10	100168-01-000	EA CLIP-SPRING, SCREEN
11	100234-02-B07	EA SCREEN-DOUBLE TIPOUT WINDOW FRONT DR SIDE/REAR PASS SIDE
12	080216-03-000	SF SCREEN-FIBERGLASS, 12" WIDE
13	100240-01-000	FT SPLINE-SCREEN, T-SHAPED
14	081377-01-700	EA ADHESIVE-CYANOACRYLATE, 10 GRAM TUBE
15	100234-01-B07	EA SCREEN-DOUBLE TIPOUT WINDOW, REAR DR SIDE/FRONT PASS SIDE
16	096762-01-000	EA T NUT 10-32
17	068927-03-000	EA SEAL-WINDOW, RUBBER - ROUND - 80" DIA. - BLACK
18	084473-01-000	EA SEAL-RUBBER, TIPOUT WINDOW
19	086763-01-000	EA SCREW-MACH, 10 - 32 X 1/4 P.H
20	097578-01-000	EA LINKAGE-TIPOUT WINDOW
21	081649-01-000	EA RING-SNAP, 7/32 SHAFT DIAMETER
22	084453-02-000	EA WASHER-060 X 50 X .135 - PLASTIC
23	089913-01-000	EA HINGE-TIPOUT WINDOW, BLACK
24	084067-02-000	FT SEAL-E SHAPED, SPONGE - TIPOUT WINDOW - 4" X 4" - BLACK
25	069640-11-000	EA SEALER-TAPE, 3/16"X3/8" BLACK
	035302-01-000	EA OPERATOR-TORQUE, TIPOUT WINDOW - RIGHT
	038886-01-000	EA TAPE-BUTYL, .31" X 31" X 148" LONG
	080918-02-000	EA SPRING-TORQUE TUBE, LEFT
	083228-08-000	EA TUBE-TORQUE, WINDOW - LEFT
	080918-01-000	EA SPRING-TORQUE TUBE, RIGHT
	088893-01-01A	EA MULLION-VERTICAL, 9 5" LONG - ALUMINUM - BLACK
	000G39-06-16T	EA SCREW-SF/DR 6-20 X 1 PPH - BLACK

1991 WINNEBAGO TABLE OF CONTENTS

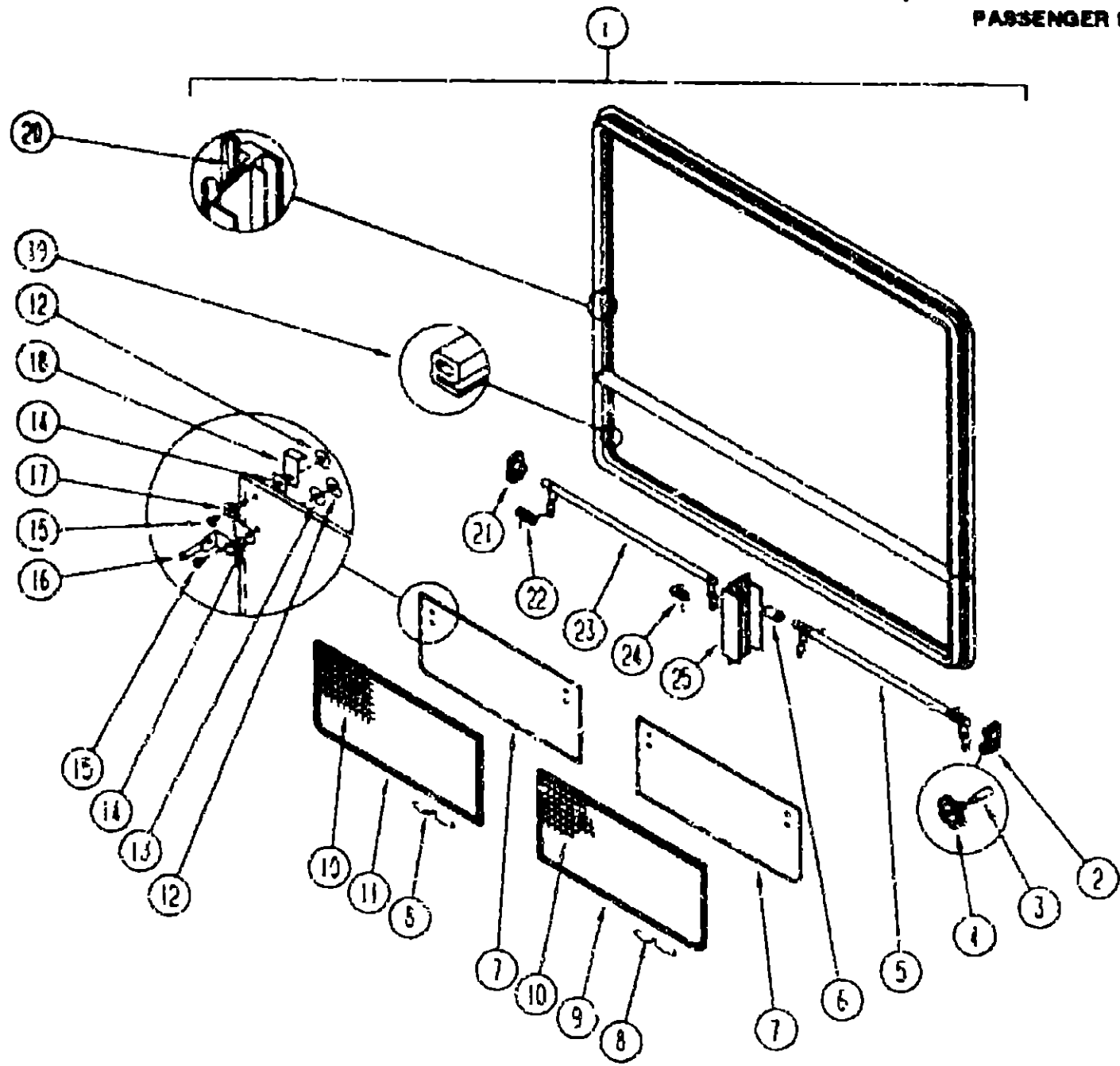
INTRODUCTION	A-01 - A-02
ABBREVIATIONS	A-03
ALPHABETICAL INDEX	A-04 - A-06
WCN36RQ	A-07 - F-16
WFN36HA	F-17 - K-22

1991 WCN36RQ INDEX

FLOOR PLAN	A-07 - A-08
ACCESSORIES	A-09 - A-18
BATH	A-19 - A-22
BEDROOM	A-23 - B-02
CHASSIS	B-03 - B-14
C C & PAD	B-15 - C-02
DINETTE	C-03 - C-04
DRIVERS	C-05 - C-12
ELECTRICAL	C-13 - C-20
EXTERIOR BODY	C-21 - D-04
GALLEY	D-05 - D-12
HEATING & AC	D-13 - D-16
INTERIOR FINISH	D-17 - D-20
LABELS	D-21 - E-06
LP	E-07
LOUNGE	E-08 - E-09
SEALANTS & FASTENERS	E-10 - E-12
WATER & SEWAGE	E-13 - E-16
WINDOW, VENT AND EXTERIOR DOOR	E-17 - F-16

WINDOW, VENT & EXTERIOR DOOR GROUP (CONTINUED)

PASSENGER SIDE BEDROOM WINDOW



KEY	PART NUMBER	UOM	DESCRIPTION
1	002234-01-Y12	EA	WINDOW ASM - TIPOUT, DOUBLE - W/O INSIDE FRAME - 31 5" X 60 9"
	060883-07-01A	EA	FRAME-WINDOW, INSIDE - 31.4" X 60 9" - BLACK
	000G39-06-16T	EA	SCREW-SF/DR, 6-20 X 1 PPH - BLACK
2	035302-02-000	EA	OPERATOR-TORQUE, TIPOUT WINDOW - LEFT
3	090025-01-000	EA	EXTENSION-WINDOW CONTROL (NOT INCLUDED IN WINDOW ASM)
4	101290-01-01A	EA	KNOB-OPERATOR, TIPOUT WINDOW - BRASS (NOT INCLUDED IN WINDOW ASM)
	101289-01-01A	EA	SCREW-WINDOW KNOB BRASS (NOT INCLUDED IN WINDOW ASM)
5	083227-08-000	EA	TUBE-TORQUE, WINDOW - RIGHT
6	088816-51-001	EA	TUBE-SLEEVE .02"ID X .035"OD X 1 2" LONG - ALUMINUM
7	084068-20-000	EA	GLASS-TIPOUT, 9 2" X 20 4"
8	100188-01-000	EA	CLIP-SPRING, SCREEN
9	100234-02-807	EA	SCREEN-DOUBLE TIPOUT WINDOW, FRONT DR SIDE/REAR PASS SIDE
10	000218-03-000	SF	SCREEN-FIBERGLASS, 12" WIDE
	100240-01-000	FT	SPLINE-SCREEN, T-SHAPED
	081377-01-700	EA	ADHESIVE-CYANOACRYLATE, 12 GRAM TUBE
11	100234-01-807	EA	SCREEN-DOUBLE TIPOUT WINDOW, REAR DR SIDE/FRONT PASS SIDE
12	086782-01-000	EA	T NUT 10-32
13	068927-03-000	EA	SEAL-WINDOW, RUBBER - ROUND - 90° DIA. - BLACK
14	084473-01-000	EA	SEAL-RUBBER, TIPOUT WINDOW
15	086783-01-000	EA	SCREW-MACH, 10 - 32 X 1/4 PTH
16	097579-01-000	EA	LINKAGE-TIPOUT WINDOW
	081649-01-000	EA	RING-SNAP, 7/32 SHAFT DIAMETER
17	084453-02-000	EA	WASHER-060 X 50 X 135 - PLASTIC
18	089913-01-000	EA	HINGE-TIPOUT WINDOW, BLACK
19	084067-02-000	FT	SEAL-E SHAPED, SPONGE - TIPOUT WINDOW - 4" X 4" - BLACK
20	069540-11-000	EA	SEALER-TAPE 3/16"X3/8" BLACK
21	035302-01-000	EA	OPERATOR-TORQUE, TIPOUT WINDOW - RIGHT
	038886-01-000	EA	TAPE RUTYL .31" X .31" X 148" LONG
22	080918-02-000	EA	SPRING-TORQUE TUBE, LEFT
23	083228-06-000	EA	TUBE-TORQUE, WINDOW - REAR
24	080918-01-000	EA	SPRING-TORQUE TUBE, RIGHT
25	088803-01-01A	EA	MULLION-VERTICAL, 9 5" LONG - ALUMINUM - BLACK

1991 WINNEBAGO TABLE OF CONTENTS

INTRODUCTION	A-01 - A-02
ABBREVIATIONS	A-03
ALPHABETICAL INDEX	A-04 - A-06
WCN36RQ	F-07 - F-16
WFN36RA	F-17 - K-22

1991 WCN36RQ INDEX

FLOOR PLAN	A-07 - A-08
ACCESSORIES	A-09 - A-18
BATH	A-19 - A-22
BEDROOM	A-23 - B-02
CHASSIS	B-03 - B-14
C C & PAD	B-15 - C-02
DINETTE	C-03 - C-04
DRIVERS	C-05 - C-12
ELECTRICAL	C-13 - C-20
EXTERIOR BODY	C-21 - D-04
GALLEY	D-05 - D-12
HEATING & A/C	D-13 - D-16
INTERIOR FINISH	D-17 - D-20
LABELS	D-21 - E-05
LP	E-07
LOUNGE	E-08 - E-09
SEALANTS & FASTENERS	E-10 - F-12
WATER & SEWAGE	E-13 - E-15
WINDOW VENT AND EXTERIOR DOOR	E-17 - F-16

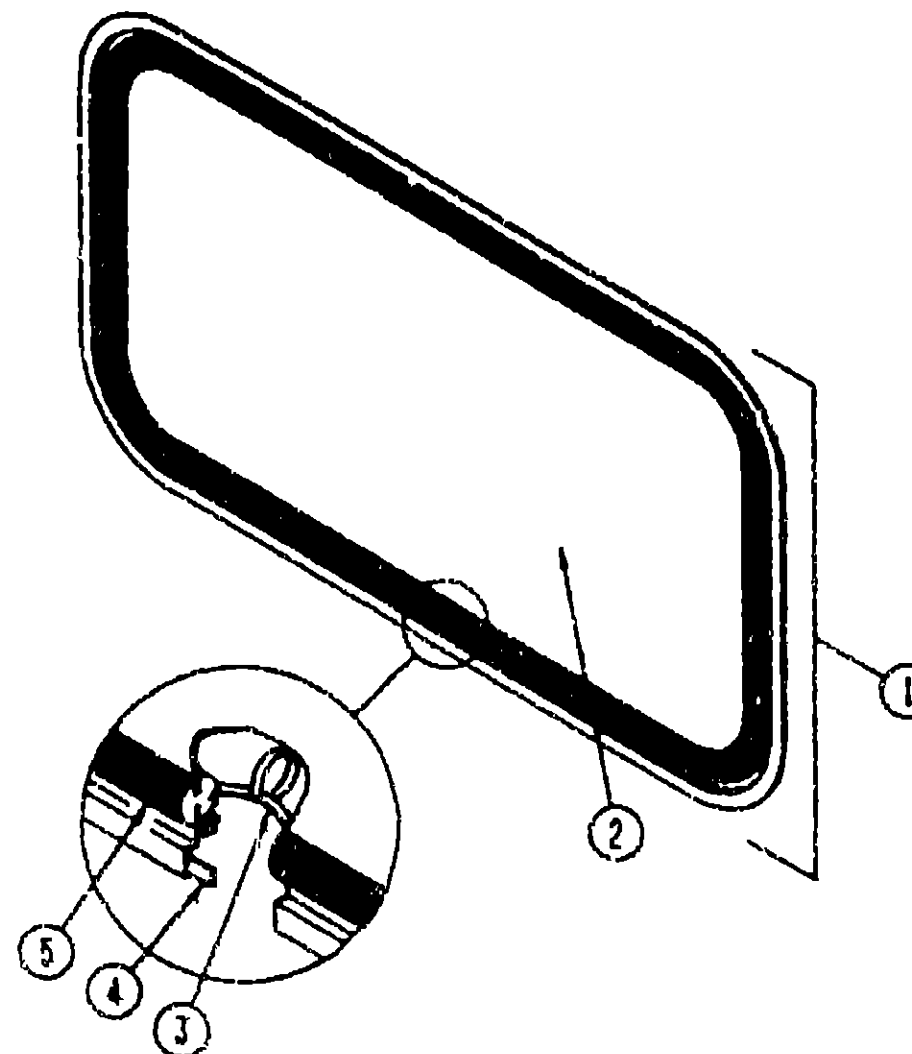
WINDOW, VENT & EXTERIOR DOOR GROUP (CONTINUED)
ENTRY DOOR WINDOW

KEY	PART NUMBER	U/M DESCRIPTION
	067609-27-000	EA FRAME-WINDOW, INSIDE PICTURE - BLACK
	079733-04-T03	EA WINDOW-ENTRY DOOR, 17" X 25"
	002181-J6-000	EA GLASS-WINDOW, 182" X 16 25" X 24"
	050216-72-000	FT SPLINE-GLASS, EXTERIOR - VINYL - 18" - BLACK
	087561-01-000	FT SEAL-GLASS, EXTERIOR - VINYL - BLACK

CAB PASSENGERS SIDE WINDOW

KEY	PART NUMBER	U/M DESCRIPTION
	093703-01-Y10	EA WINDOW SLIDING, W/O INSIDE FRAME
	000639-06-15T	EA SCREW-SF/DR, 6-20 X 1 PPH - BLACK
	002128-01-000	EA BLOCK-WINDOW, 1/8" X 3/16" X 1"
	002389-03-219	EA HOLDER SEAL, GLASS HOLDER - 1 16" - BLACK
	023320-01-000	EA PAD-FELT, 3/8" DIAMETER - BROWN
	041928-02-000	FT SEAL-EXTERIOR WINDOW, BLACK
	042077-01-000	FT CHANNEL-WEATHERSTRIP, GLASS RUN - U-SHAPED - 3/16"
	047369-01-700	EA LATCH KIT-WINDOW, W/SCREWS - PLASTIC - BLACK
	050216-72-000	FT SPLINE-GLASS EXTERIOR - VINYL - 19" - BLACK
	057656-12-000	EA GLASS-STATIONARY, .19" X 30 4" X 15 7"
	073740-01-000	FT SEAL-FIN, .46" PILE HEIGHT - GRAY
	079824-01-000	FT SEAL-WINDOW, WEATHER - C/FOLD - 5"
	081377-01-703	EA ADHESIVE-CYANOACRYLATE, 10 GRAM TUBE
	081980-11-000	EA GLASS SLIDER 13" X 30 4" X 16 8"
	084170-09-000	EA MULLION-SLIDER, WINDOW - BLACK -
	092665-01-Y10	EA FRAME-WINDOW, INSIDE - BLACK
	078364-01-000	EA HOLDER-UPPER SCREEN EXTRUDED PLASTIC - 9 5" - BLACK
	078365-01-000	EA HOLDER-LOWER SCREEN EXTRUDED PLASTIC - 9 5" - BLACK
	092538-01-Y10	EA FRAME-WINDOW, INSIDE
	092664-01-Y10	EA SCREEN ASSEMBLY
	002291-02-000	SF SCREENING-ROOF VENT/WINDOW 16" - BLACK
	002298-02-000	FT SPLINE-VENT/WINDOW SCREEN 128 DIAMETER - BLACK
	079667-02-000	FT TAPE-PLASTIC FILM 375 WIDE
	079824-01-000	FT SEAL-WINDOW, WEATHER - C/FOLD - 5"

WINDOW, VENT & EXTERIOR DOOR GROUP (CONTINUED)



BACKWALL ESCAPE WINDOW

KEY	PART NUMBER	U/M DESCRIPTION
1	067985-04-Y12	EA WINDOW-ESCAPE, W/O INSIDE FRAME - 30 2" X 46 8"
	076650-04-000	EA FRAME-WINDOW, INSIDE - BLACK
2	076337-05-000	EA GLASS-ESCAPE - 44 8" X 28" -
3	002285-01-000	FT FILLER-WEATHER STRIP, RUBBER - BLACK
4	069640-07-000	FT SEALER-RIBBON, 2" X 3/32" - INCREMENTS OF 30"
5	002282-01-000	FT WEATHER STRIP-WINDOW, RUBBER - 125" - BLACK
	006199-01-000	EA LABEL-EXIT, "ESCAPE WINDOW"
	047731-01-000	EA LABEL-EMERGENCY EXIT
	077066-01-702	FT TAPE ASM-ESCAPE WINDOW

**1991 WINNEBAGO
TABLE OF CONTENTS**

INTRODUCTION	A-01 -	A-02
ABBREVIATIONS		A-03
ALPHABETICAL INDEX	A-04 -	A-06
WCN36HQ	A-07 -	F-16
WFK66RA	F-17 -	K-22

1991 WCN36RQ INDEX

FLOOR PLAN	A-07 -	A-08
ACCESSORIES	A-09 -	A-18
BATH	A-19 -	A-22
BEDROOM	A-23 -	B-02
CHASSIS	B-03 -	B-14
C C & PAD	B-15 -	C-02
DINETTE	C-03 -	C-04
DRIVERS	C-05 -	C-12
ELECTRICAL	C-13 -	C-20
EXTERIOR BODY	C-21 -	D-04
GALLEY	D-05 -	D-12
HEATING & A/C	D-13 -	D-16
INTERIOR FINISH	D-17 -	D-20
LABELS	D-21 -	E-05
LP		E-07
LOUNGE	E-08 -	E-09
SEALANTS & FASTENERS	E-10 -	E-12
WATER & SEWAGE	E-13 -	E-16
WINDOW, VENT AND EXTERIOR DOOR	E-17 -	F-15

WINDOW, VENT & EXTERIOR DOOR GROUP (CONTINUED)
POWERED ROOF VENT

KEY	PART NUMBER	U/M DESCRIPTION
	080393-01-Y12	EA VENT-ROOF, POWERED W/O SCREEN
	002825-01-000	EA WEATHER STRIP-ROOF VENT, GRAY
	008185-01-000	EA SWITCH-ROOF VENT, PUSH BUTTON, 12V
	008388-01-000	EA GROMMET-SNAP, 3/8"
	009440-01-000	EA GEAR/ARM-VENT COVER, LIFT
	015911-01-000	EA TRACK-LIFT ARM, SLIDE - ROOF VENT
	048648-01-000	EA MOTOR-ROOF VENT, 1/8 SHAFT - 12V
	048649-01-000	EA FAN-ROOF VENT, 6 BLADES - 6"
	055218-01-000	EA COVER-ROOF VENT
	081803-01-000	EA GROMMET-SNAP, 3/16 ID - 3/8 HOLE - PLASTIC - BLACK
	052639-01-200	EA HINGE-EXTRUSION, ROOF VENT 7"
	052639-01-001	EA HINGE-VENT COVER, 192"
	078785-01-Y12	EA SCREEN-ROOF VENT, POWERED
	002291-02-000	SF SCREENING-ROOF VENT/WINDOW, 16" - BLACK
	002298-02-000	FT SPLINE VENT/WINDOW SCREEN, 128 DIAMETER - BLACK
	009439-01-000	EA CRANK HANDLE-ROOF VENT
	009439-03-000	EA EXTENSION-CRANK HANDLE, ROOF VENT - 9"
	009439-05-000	EA KNOB-CRANK, WINDOW AND ROOF VENT - BLACK
	009439-07-000	EA SCREW-8-32X1 1/4 PH, BLACK

NON POWERED ROOF VENT

KEY	PART NUMBER	U/M DESCRIPTION
	080392-01-Y12	EA VENT-ROOF, NON POWERED
	002825-01-000	EA WEATHER STRIP ROOF VENT, GRAY
	009440-01-000	EA GEAR/ARM-VENT COVER, LIFT
	015911-01-000	EA TRACK-LIFT ARM, SLIDE - ROOF VENT
	055218-01-000	EA COVER-ROOF VENT
	052639-01-001	EA HINGE-VENT COVER, 192"
	009439-01-000	EA CRANK HANDLE-ROOF VENT
	009439-03-000	EA EXTENSION-CRANK HANDLE, ROOF VENT - 9"
	079796-01-Y12	EA SCREEN-ROOF VENT, NON POWERED
	002291-02-000	SF SCREENING-ROOF VENT/WINDOW, 16" - BLACK
	002298-02-000	FT SPLINE-VENT/WINDOW SCREEN, 128 DIAMETER - BLACK

ROOF VENTS

KEY	PART NUMBER	U/M DESCRIPTION
	083558-01-000	EA VENT-PLUMBING PIPE ROOF, W/COVER - BEIGE
	084073-01-000	EA COVER-ROOF VENT, NORCOLD REFRIGERATOR - BEIGE
	084073-04-000	EA BASE-ROOF VENT NORCOLD REFRIGERATOR - BLACK

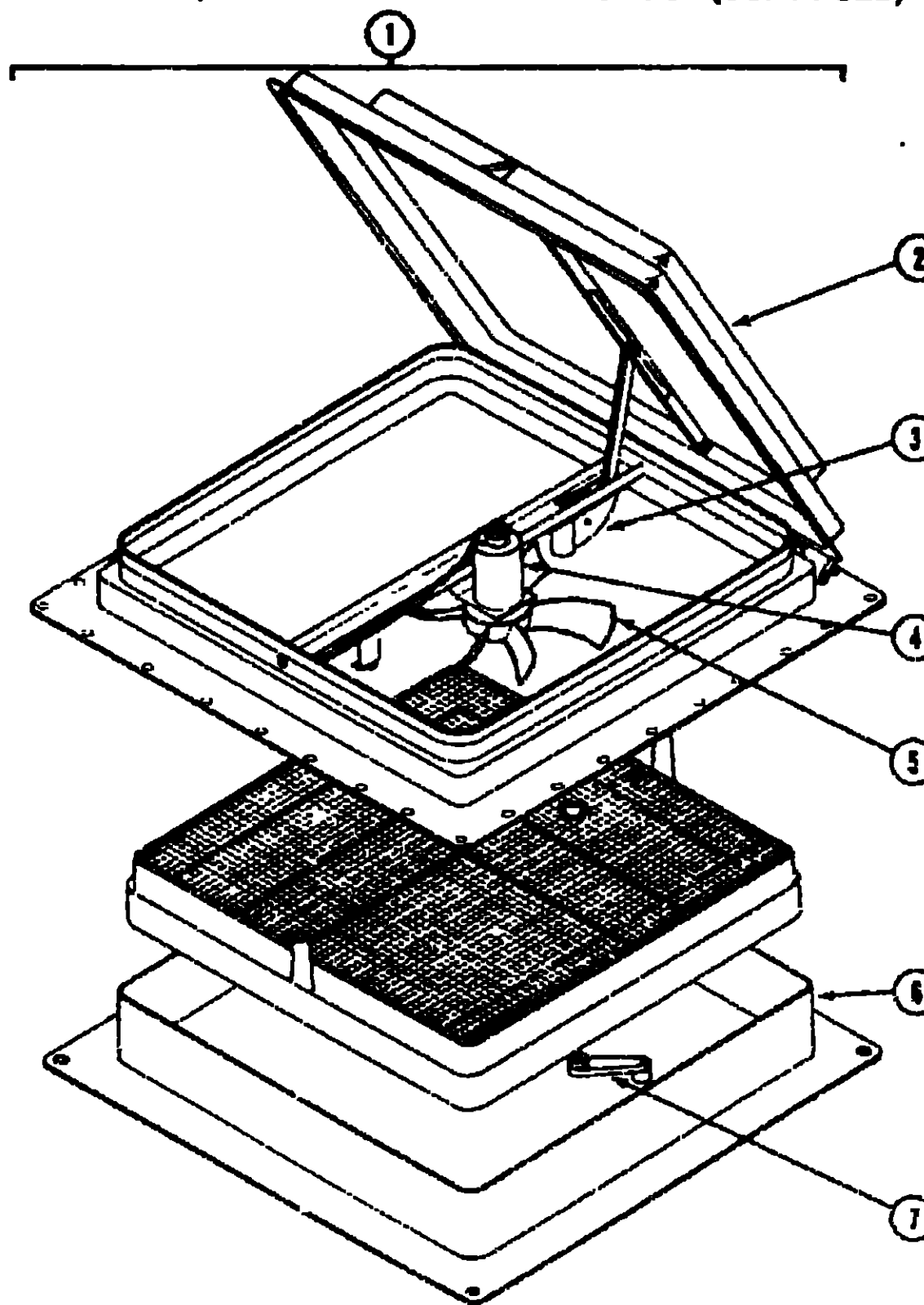
POWER EXHAUST VENT (FANTASTIC)

KEY	PART NUMBER	U/M DESCRIPTION
	084079-06-000	EA VENT-EXHAUST, POWERED - OFF WHITE - FANTASTIC VENT
	084079-01-700	EA VENT COVER - FANTASTIC 1020-19
	084079-01-701	EA SCREEN ASM WHITE - FANTASTIC 1030-80
	084079-01-702	EA ARM LIFT ASM
	084079-01-703	EA CRANK EXTERIOR
	084079-01-704	EA FAN BLADE
	084079-01-705	EA MOTOR
	084079-01-706	EA 12 VOLT PLUG
	084079-01-707	EA SAFETY SWITCH - FANTASTIC 1120 00
	084079-01-708	EA REVERSE SWITCH - FANTASTIC 1130-03
	084079-01-709	EA SWITCH ON & OFF (MAIN POWER) - FANTASTIC - 1100 00
	084079-01-710	EA THERMOSTAT - FANTASTIC 1140 00
	084079-01-711	EA P-MOLDING (MOTOR MOUNT)

SKYLIGHT

KEY	PART NUMBER	U/M DESCRIPTION
	077902-01-000	EA COLLAR-SKYLITE
	080910-01-000	EA COVER-SKYLITE, OUTER - 15 25" X 22 25" - PLASTIC
	081171-01-000	EA TRIM-SKYLITE OUTER - MILL FINISHED

WINDOW, VENT & EXTERIOR DOOR GROUP (CONTINUED)



POWERED ROOF VENT (CANADIAN)

KEY	PART NUMBER	U/M DESCRIPTION
	1	064459-08-000 EA VENT-ROOF POWERED - 14" X 14" - 12V - CANADIAN
	2	054469-03-702 EA LID-VENT WHITE
	3	064459-03-705 EA LIFT MECHANISM
	4	048648-01-000 EA MOTOR ROOF VENT, 1/8 SHAFT - 12V
	5	048649-01-000 EA FAN-ROOF VENT, 6 BLADES - 6"
	6	064469-03-705 EA GARNISH VENT 2 5 IN WIDE
	7	009439-01-000 EA CRANK HANDLE-ROOF VENT

SIDEWALL VENT

KEY	PART NUMBER	U/M DESCRIPTION
	092658-02-02A	EA VENT-RANGE HOOD, W/DOOR - BEIGE

1991 WINNEBAGO
TABLE OF CONTENTS

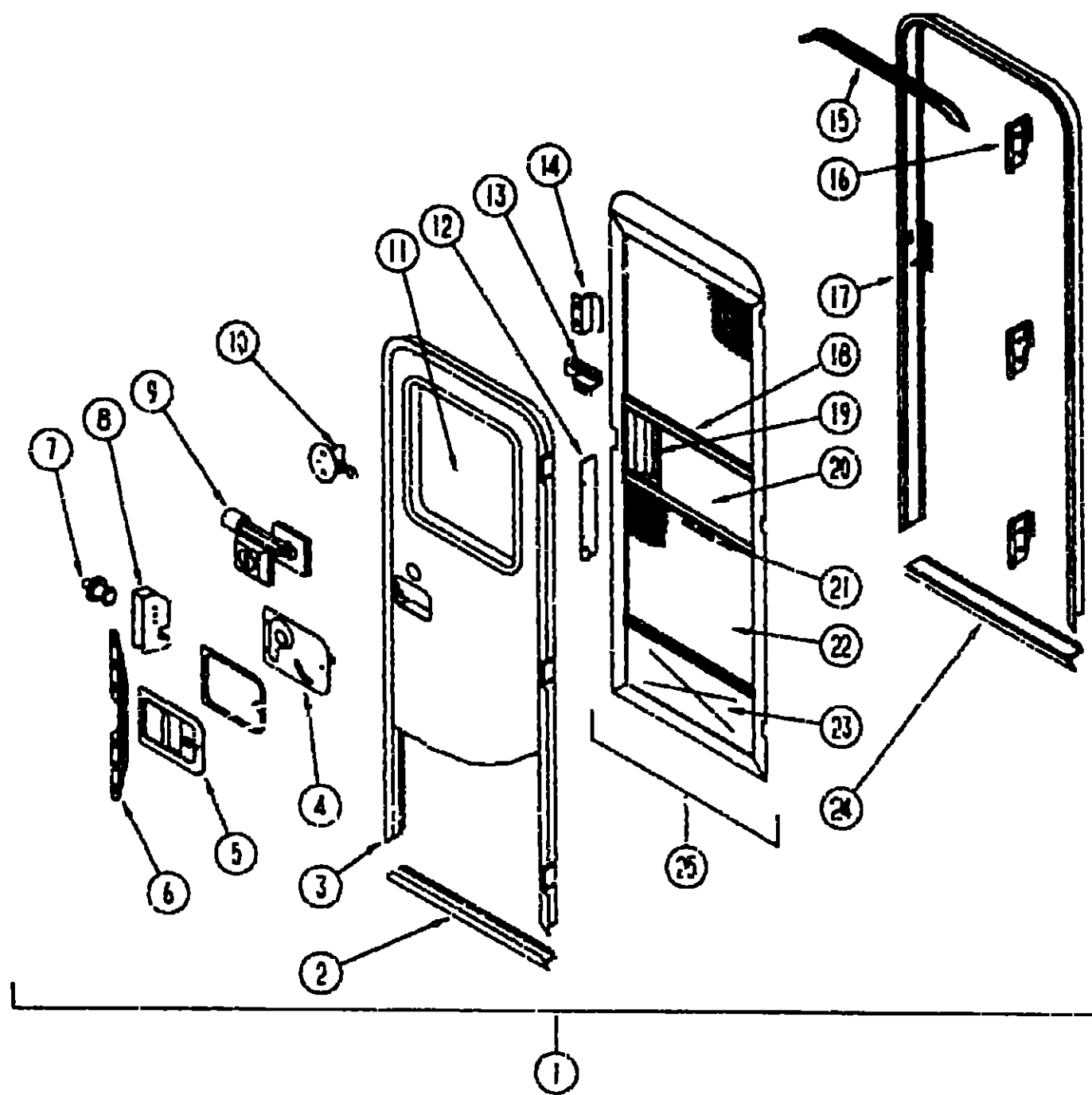
INTRODUCTION	A-01 - A-02
ABBREVIATIONS	A-03
ALPHABETICAL INDEX	A-04 - A-08
WCN36RQ	A-07 - F-16
WFN36FA	F-17 - K-22

1991 WCN36RQ INDEX

FLOOR PLAN	A-07 - A-08
ACCESSORIES	A-09 - A-18
BATH	A-19 - A-22
BEDROOM	A-23 - B-02
CHASSIS	B-03 - B-14
C C & PAD	B-15 - C-02
CINETTE	C-03 - C-04
DRIVERS	C-05 - C-12
ELECTRICAL	C-13 - C-20
EXTERIOR BODY	C-21 - D-04
GALLEY	D-05 - D-12
HEATING & A/C	D-13 - D-16
INTERIOR FINISH	D-17 - D-20
LABELS	D-21 - E-06
LP	E-07
LOUNGE	E-08 - E-09
SEALANTS & FASTENERS	E-10 - E-12
WATER & SEWAGE	E-13 - E-16
WINDOW VENT AND EXTERIOR DOOR	E-17 - F-16

WINDOW, VENT & EXTERIOR DOOR GROUP (CONTINUED)

ENTRANCE DOOR



KEY	PART NUMBER	U/M DESCRIPTION
5	045017-11-000	EA LATCH-PADDLE, MECHANISM W/LOCK CYLINDER & KEY - BLACK
	045017-11-701	EA KEY BLANK, F1 SERIES
6	028173-01-04A	EA STIFFENER-ENTRY DOOR, SUPPORTS LATCH/STRIKE AREA - MILL
7	039539-01-000	EA STRIKE-ENTRANCE DOOR LOCK
	077461-01-000	EA COVER-STRIKE, ENTRY DOOR - 6 5" X 2 58" - PLASTIC - BEIGE
8	039540-01-000	EA LATCH MECHANISM-HOOK, ENTRY DOOR - INTERIOR
	039715-01-000	EA NUT-SERT, 1/4" DIAMETER - 20 THREADS
	039984-01-000	EA CAP-ROUND DEADBOLT, VINYL - 28" ID X 62" LONG - BLACK
	040944-01-000	EA LABEL-ENTRANCE DOOR, "OPEN"
	058806-01-000	EA PLUG-TAPERED, FOR DEADBOLT - PLASTIC - 66" DIAMETER - RED
	039738-01-000	EA DEADBOLT-ROUND, J-SHAPED - INTERIOR USE ONLY
9	101145-01-01A	EA DEADBOLT-ENTRY DOOR, BLACK
	101145-01-700	EA KEY ONLY-BLANK
	081067-01-000	EA SEAL-LOCK, FLAT W/SLIT
	101147-01-000	EA BOLT-SECURITY, 4.12" BACKSET
	032800-03-000	FT TUBING-POLYBUTYLENE, 3/8" OD
	081914-01-000	EA BUMPER-RUBBER, ROUND - BLACK
10	100412-01-000	EA CATCH-SCREEN DOOR
11	079733-04-T03	EA WINDOW-PICTURE, W/O INSIDE FRAME - 17" X 25"
	067609-27-000	EA FRAME-WINDOW, INSIDE PICTURE - 18 8" X 24 5" BLACK
	002181-08-000	EA GLASS-PICTURE WINDOW, 115" X 16.25" X 24"
	087561-01-000	FT SPLINE-GLASS, EXTERIOR - VINYL - BLACK
12	079087-01-000	EA STRIKE-SLIDER, W/LIP FOR ELBOW CATCH - 1 5" X 8 6" BEIGE
13	009018-01-000	EA CATCH-SCREEN DOOR ROLLER
	009016-01-000	EA CATCH-ELBOW, SPRING LOADED - SCREEN DOOR CATCH
	058025-02-000	EA CLIP-ROLLER LATCH CATCH
	063729-04-000	EA HIXNUT, 10-32 UNF - .010-.060
	072893-01-000	EA NUTSERT-M5 X 0, 8
	075671-01-000	FT SEAL-SPONGE, LAZY T SHAPE - WEATHERSTRIP ON ENTRY DOOR
	075673-01-000	FT SEAL-PILE, ADHESIVE BACK - GRAY
	075909-01-000	EA SCREW-MACH-10-32X.56PTH(SEMS)
14	050712-03-000	EA HANDLE-SCREEN DOOR UNPAINTED
15	044582-01-000	EA CAP-DRIP, ENTRY DOOR, ALUMINUM, BEIGE
16	097724-01-04A	EA HINGE-ENTRY DOOR UNPAINTED
	076725-01-000	EA COVER-ACCESS HINGE 6" X 3 2" - PLASTIC - BEIGE
	095277-02-02A	EA JAMB-ENTRY DOOR, W/BOTTOM & ROLLER CATCH STRIKER - BEIGE
17	095278-01-01A	EA JAMB-DOOR, ENTRANCE - 25 9" X 74 6" UNPAINTED (COMES W/095277-02-02A)
	079267-01-000	EA STRIKER-ROLLER CATCH, WELDED TO DOOR JAMB - 1" X 1 15"
18	078777-01-000	EA CHANNEL-SLIDE, SCREEN DOOR CENTER SLIDER COVER
19	079086-01-000	EA SLIDER-SCREEN DOOR, BEIGE
	078595-01-000	EA TOP PLATE-SCREEN DOOR, CURVED TOP - 4 7" X 25 35"
20	016454-01-000	EA INSERT-SCREEN DOOR, CENTER - LEATHER GRAIN ALUMINUM - BEIGE
21	002294-01-000	FT SPLINE-SCREENING, 135" X 136" - BLACK
22	002293-02-000	SF SCREENING-WINDOW/DOOR, 26" - CHARCOAL
23	078552-03-000	EA KICK PANEL-SCREEN DOOR, LOWER INSERT - UNPAINTED
24	051049-01-000	EA JAMB BOTTOM-ENTRY DOOR 25 9" - BEIGE (COMES W/095277-02-02A)
25	079012-01-T03	EA DOOR-SCREEN
	100128-01-000	FT SEAL-SCREEN DOOR
	065774-01-000	FT FASTENER - DUAL LOCK, 1" WIDE
	085774-02-000	FT FASTENER - DUAL LOCK, 1" WIDE
	090340-01-000	FT SEAL-FOAM, CLOSED CELL - 1/4" X 1/2" X 50"
	091968-03-000	FT TAPE ADHESIVE, 04" X 1" WIDE
	093145-01-000	EA SLEEVE-WIRE, 10" LONG - PLASTIC - BLACK - GM #15590724
	093145-01-000	EA GROMMET-WIRE, 1 7" X 3 1" - OVAL SHAPED - PLASTIC - BLK
	100312-01-000	EA SWITCH-DOOR JAMB, ELECTRIC ENTRY STEP

1991 WINNEBAGO TABLE OF CONTENTS

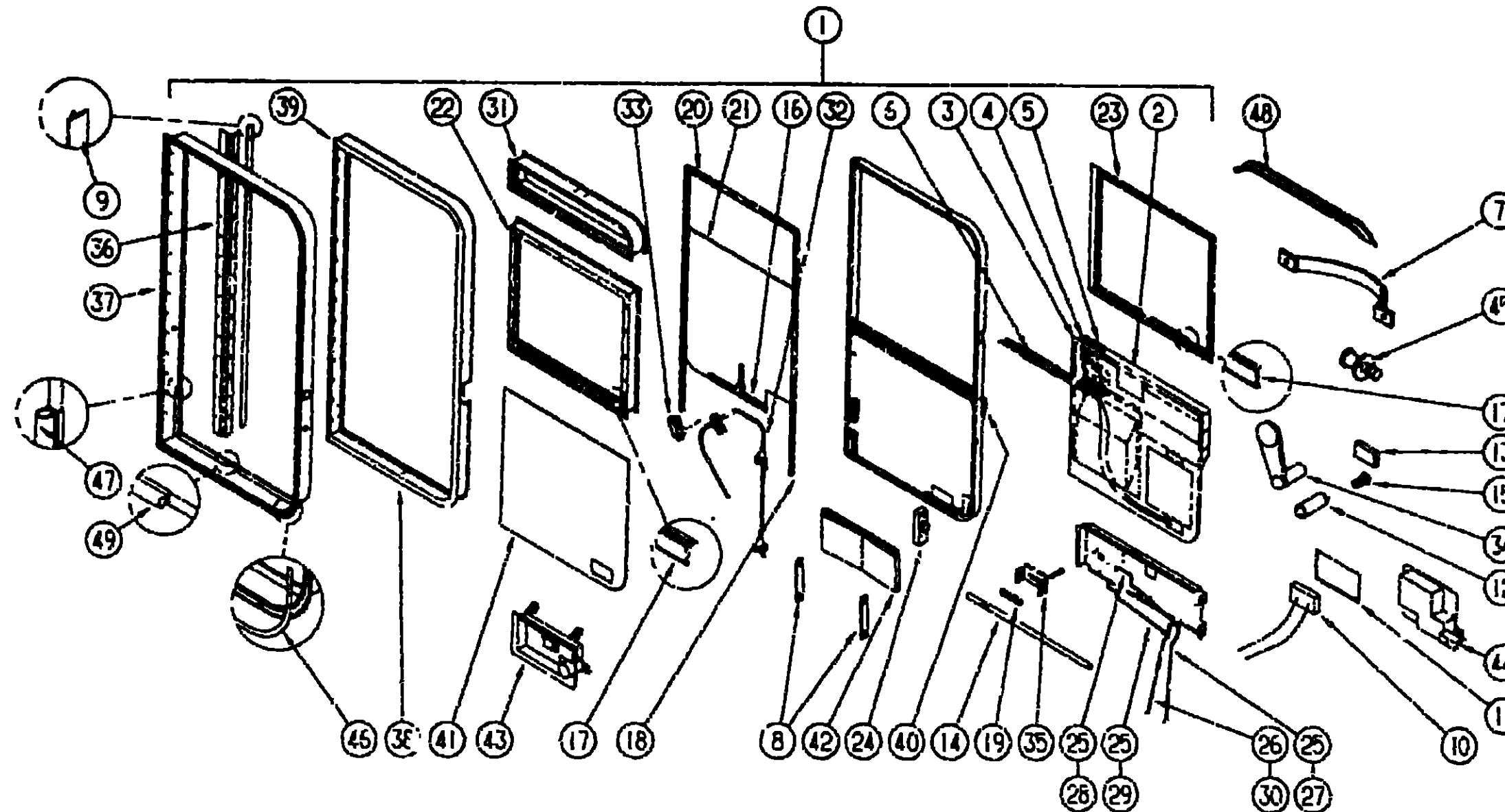
INTRODUCTION	A-01 - A-02
ABBREVIATIONS	A-03
ALPHABETICAL INDEX	A-04 - A-06
WCN36RQ	A-07 - F-16
WFN36RA	F-17 - K-22

1991 WCN36RQ INDEX

FLOOR PLAN	A-07 - A-08
ACCESSORIES	A-09 - A-16
BATH	A-19 - A-22
BEDROOM	A-23 - B-02
CHASSIS	B-03 - B-14
C C & PAD	B-15 - C-02
DINETTE	C-03 - C-04
DRIVERS	C-05 - C-12
ELECTRICAL	C-13 - C-20
EXTERIOR BODY	C-21 - D-04
GALLEY	D-05 - D-12
HEATING & A/C	D-13 - D-16
INTERIOR FINISH	D-17 - D-20
LABELS	D-21 - E-06
LP	E-07
LOUNGE	E-08 - E-09
SEALANTS & FASTENERS	E-10 - E-12
WATER & SEWAGE	E-13 - E-16
WINDOW, VENT AND EXTERIOR DOOR	E-17 - F-16

KEY	PART NUMBER	U/M DESCRIPTION
1	M01870-50-B07	EA DOOR-ENTRY, W/JAMB AND SCREEN DOOR
	U41546-03-000	EA BRACKET-DOOR ANGLE 5" X 1 9" - BEIGE - METAL
	093956-01-02A	EA GARNISH-RADIUS, ENTRY DOOR - 1 3" WIDE CHANNEL - OFF WHITE
		FROM 00-00-00 THRU 09-23-90
	093956-02-02A	EA GARNISH-RADIUS, ENTRY DOOR - 1 3" WIDE CHANNEL - OFF WHITE
		FROM 09-24 90 THRU 99-99-99
	093673-01-02A	EA TRIM-ENTRANCE DOOR, 1.3" WIDE - BEIGE
	002748-01-000	EA CORNER KEY-DOOR
2	089748-02-000	EA FRAME-BOTTOM ENTRY DOOR, BEIGE
3	095276-01-02A	EA FRAME-ENTRY DOOR, W/O BOTTOM - BEIGE
4	039979-03-000	EA COVER-INTERIOR LATCH, W/TRIP ARM - BLACK
		FROM 00-00-00 THRU 08-07-90
4	029979-04-000	EA COVER-INTERIOR LATCH W/TRIP ARM - RIGHT - BLACK
		FROM 08-08 90 THRU 99-99 96

WINDOW, VENT & EXTERIOR DOOR GROUP (CONTINUED)
DRIVERS DOOR & COMPONENTS



**1991 WINNEBAGO
TABLE OF CONTENTS**

INTRODUCTION	A-01 - A-02
ABBREVIATIONS	A-03
ALPHABETICAL INDEX	A-04 - A-06
WCN36RQ	A-07 - F-9
WFN36RA	F-17 - K-22

1991 WCN36RQ INDEX

FLOOR PLAN	A-07 - A-08
ACCESSORIES	A-09 - A-18
BATH	A-19 - A-22
BEDROOM	A-23 - B-02
CHASSIS	B-03 - B-14
C & PAD	B-15 - C-02
DINETTE	C-03 - C-04
DRIVERS	C-05 - C-12
ELECTRICAL	C-13 - C-20
EXTERIOR BODY	C-21 - D-04
GALLEY	D-05 - D-12
HEATING & A/C	D-13 - D-15
INTERIOR FINISH	D-17 - D-20
LABELS	D-21 - E-06
LP	E-07
LOUNGE	E-08 - E-09
SEALANTS & FASTENERS	E-10 - E-12
WATER & SEWAGE	E-13 - E-15
WINDOW, VENT AND EXTERIOR DOOR	E-17 - F-16

KEY	PART NUMBER	U/M DESCRIPTION
1	M97816-01-AB6	EA DOOR-DRIVER, W/TIPOUT - NON POWERED - USE WITH OVHD BUNK ONLY
1	M97816-02-AB6	EA DOOR-DRIVER, W/O T IPOUT - NON POWERED
1	M97816-03-AB6	EA DOOR-DRIVER, W/TIPOUT - POWERED - USE WITH OVHD BUNK ONLY
1	M97816-04-AB6	EA DOOR-DRIVER, W/O T IPOUT - POWERED
2	M27748-01-01A	EA PANEL-DOOR, INTERIOR - PLASTIC - BEIGE
	097308-01-01A	EA COVER-MAP POCKET, BEIGE
3	087695-01-000	EA SWITCH-HEATER, EXTERIOR MIRROR
4	098246-01-000	EA SWITCH REMOTE, EXT MIRROR - SQUARE PUSH - VELVAC 7471290
5	093132-01-000	EA SWITCH-ROCKER, 5 TERMINAL W/ARROW GRAPHICS - TORRIX 1737
	092845-01-000	EA WIRE ASSEMBLY-DRIVER DOOR CONTROL PANEL
6	093144-01-000	EA CONDUIT-WIRE, GM# 15592046
7	061400-04-000	EA STRAP-ASSIST, 12" - BLACK W/WOODGRAIN SCREW COVERS
	063729-01-000	EA RIVNUT, 1/4 X 20 UNC - 030-125
8	054219-01-000	EA RETAINER-CHECK STRAP, DRIVER DOOR
9	075671-01-000	FT SEAL-SPONGE, LAZY T SHAPE - WEATHERSTRIP - ENTRY DOOR
10	077000-01-000	EA SOCKET ASM-W/B' PIGTAIL LEADS
11	077026-01-000	EA LENS-COURTESY LIGHT, CLEAR
	080734-02-000	EA CLIP-WIRE NYLON
12	081903-02-000	EA SHAFT-MOUNTING, KNOB
13	081905-02-000	EA KNOB-SLIDE BOLT BLACK
14	081906-02-000	EA BOLT-SLIDE
15	081908-01-000	EA SCREW-MACHINE, 6-32 X 52 W/NYLOCK
16	081911-01-000	FT TAPE-GLASS SETTING 1/16" X 1 1/2"
17	081912-02-000	EA WEATHERSTRIP-RIGID
18	082240-03-000	EA CHANNEL-GLASS RUN, BLACK
19	086284-01-000	EA SPRING-COMPRESSION 44" LONG X 36" OD

KEY	PART NUMBER	U/M DESCRIPTION
20	089454-02-000	EA CHANNEL-GLASS RUN, TOP - BLACK
	090340-01-000	FT SEAL-FOAM, CLOSED CELL - 1/4" X 1/2" X 50'
21	092446-02-000	EA GLASS-DOOR, ROLL UP - 27 5" X 26 3"
22	092752-01-Y10	EA FRAME-WINDOW, INNER - 23 5" X 28"
23	092753-01-Y10	EA FRAME-WINDOW, OUTER
24	092927-04-000	EA LATCH-DRIVER DOOR, MECHANISM
25	092927-05-000	EA CLIP-ROD END - RIGHT
26	092927-06-000	EA CLIP-ROD END - LEFT
27	092928-01-000	EA ROD-LOCK, OUTSIDE
28	092928-03-000	EA ROD-RELEASE, INSIDE
29	092928-04-000	EA ROD-LOCK INSIDE
30	092928-05-000	EA ROD RELEASE, OUTSIDE - 19 9" LONG
31	093043-01-Y12	EA WINDOW ASM-UPPER STATIONARY - 4 6" X 28" GLASS
31	092974-01-Y12	EA WINDOW ASM-UPPER T IPOUT - 4 5" X 27 9" GLASS - OVHD BUNK ONLY
32	093634-01-000	EA REGULATOR-WINDOW, DRIVER - NON POWERED
32	092996-01-000	EA REGULATOR-POWER WINDOW

32 103392-02-000 EA REGULATOR-POWER WINDOW' FROM 00-00-00 THRU 03-03-91

33 092996-01-710 EA MOTOR-POWER WINDOW DRIVER DOOR FROM 03-04-91 THRU 99-99-99

34 094575-01-000 EA CRANK-HAND, GLASS L'FT

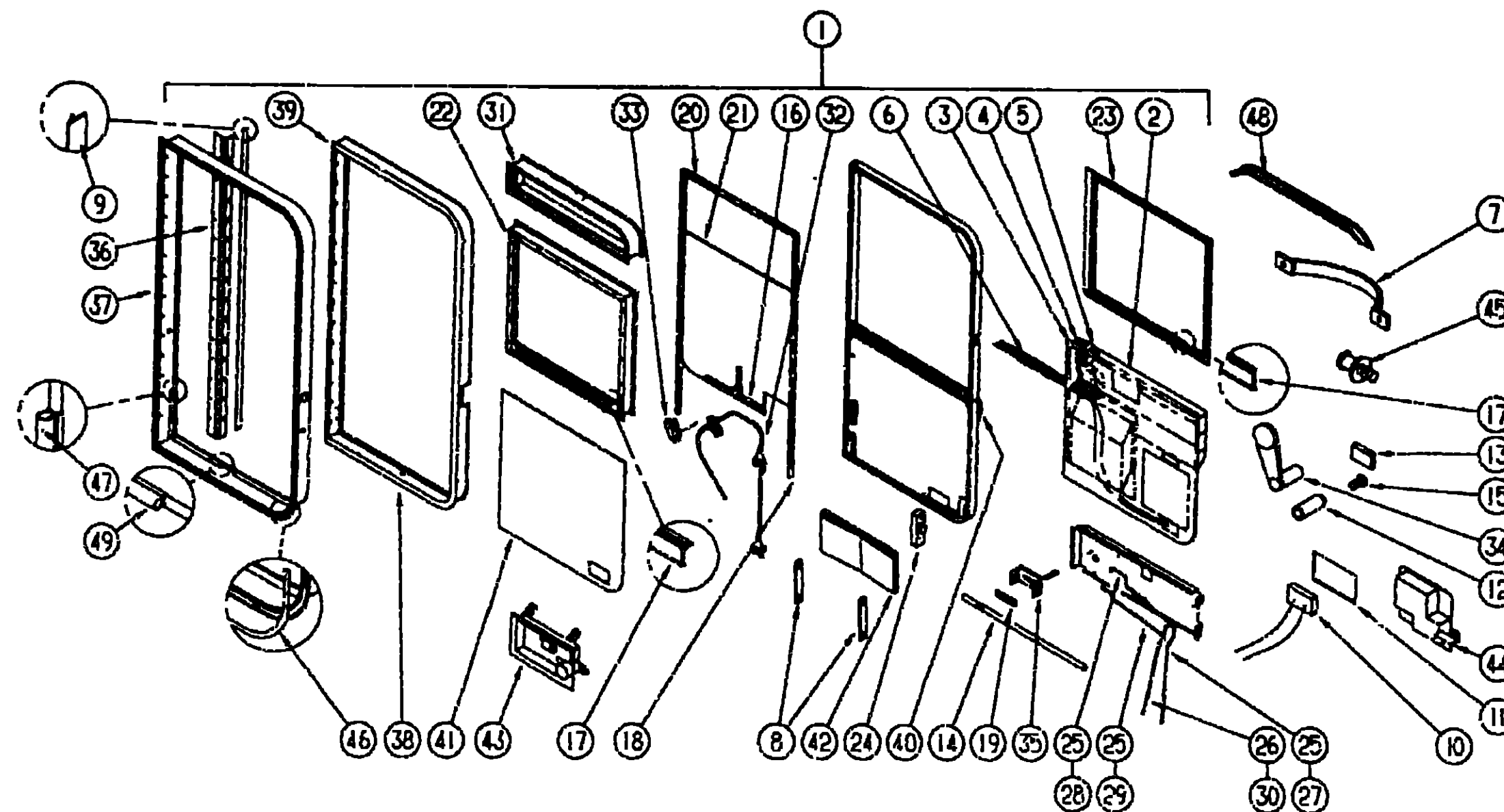
35 096809-01-000 EA SPACKET-DEADBOLT

35 097207-01-02A EA HINGE-CONTINUOUS, BEIGE

37 097278-01-AB6 EA JAMB-DOOR

CONTINUED ON FOLLOWING PAGE

WINDOW, VENT & EXTERIOR DOOR GROUP (CONTINUED)
DRIVERS DOOR & COMPONENTS



**1991 WINNEBAGO
 TABLE OF CONTENTS**

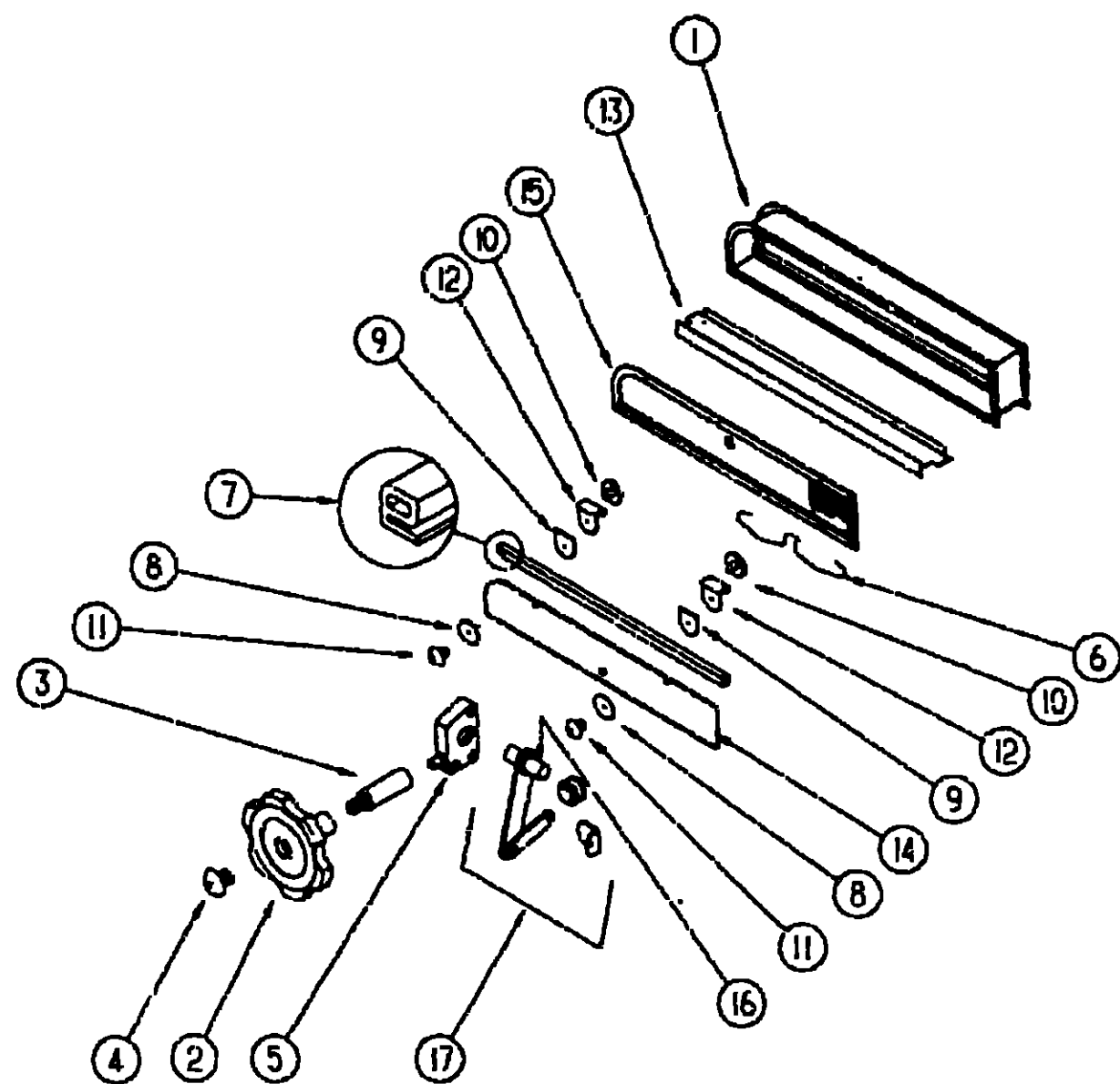
INTRODUCTION	A-01 -	A-02
ABBREVIATIONS		A-03
ALPHABETICAL INDEX	A-04 -	A-06
WCN36RQ	A-07 -	F-16
WFN36RA	F-17 -	K-22

1991 WCN36RQ INDEX

FLOOR PLAN	A-07 -	A-08
ACCESSORIES	A-09 -	A-18
BATH	A-19 -	A-22
BEDROOM	A-23 -	B-02
CHASSIS	B-03 -	B-14
C C & PAD	B-15 -	C-02
DINETTE	C-03 -	C-04
DRIVERS	C-05 -	C-12
ELECTRICAL	C-13 -	C-20
EXTERIOR BODY	C-21 -	D-04
GALLEY	D-05 -	D-12
HEATING & A/C	D-13 -	D-16
INTERIOR FINISH	D-17 -	D-20
LABELS	D-21 -	E-06
LP		E-07
LCUNGE	E-08 -	E-09
SEALANTS & FASTENERS	E-10 -	E-12
WATER & SEWAGE	E-13 -	E-16
WINDOW, VENT AND EXTERIOR DOOR	E-17 -	F-16

KEY	PART NUMBER	U/M	DESCRIPTION
38	097279-01-01A	EA	FRAME-DOOR, REAR OUTER - BEIGE
39	097280-01-01A	EA	FRAME-DOOR, FRONT OUTER - BEIGE
	055278-01-001	FT	TUBING-STEEL, .75" X 1.5" X 288"
40	097357-01-000	EA	BRACKET-SUPPORT, DOOR LOCK
41	077517-51-000	EA	FIBERGLASS-SHEET 29 7" X 27 9" - BEIGE - FLAT
42	099030-01-000	EA	STRAP-CHECK, DRIVER DOOR - BLACK
43	102235-01-01A	EA	LATCH-OUTSIDE, DRIVER DOOR - BLACK BLANK KEY# C45017-11-701
44	102237-01-01A	EA	LATCH-INSIDE, DRIVER DOOR - BLACK
45	092927-03-000	EA	STRIKER-ROUND, JAMB MOUNTED - TRIMARK 10335-1E
	093899-02-000	EA	PLATE-STRIKER BOLT
46	097315-01-02A	FT	TRIM-INSERT, DRIVER DOOR - 43" WIDE - VINYL - BEIGE
47	061632-01-000	FT	SEAL-BULB W/WIRE CARRIER - DOOR - 8" WIDE - RUBBER
48	064184-04-000	EA	CAP-DRIP, DRIVER DOOR - BEIGE
49	064075-07-000	FT	SEAL-BULB, W/WIRED U CHANNEL - 3" X 5" CHANNEL - BLACK
	103413-01-01A	EA	GARNISH-DRIVERS DOOR OFF WHITE
	091255-02-000	FT	SEAL-ADHESIVE BACKED FOAM 1 8" THICK X 1 5" WIDE
	100028-01-000	FT	TAPE-ADHESIVE, 3/31" X 75" WIDE
	091958-03-000	FT	TAPE-ADHESIVE, 04" X 1" WIDE
	092897-02-01A	EA	LINER-STEP BOX, ENTRANCE DOOR - 5" - BLACK

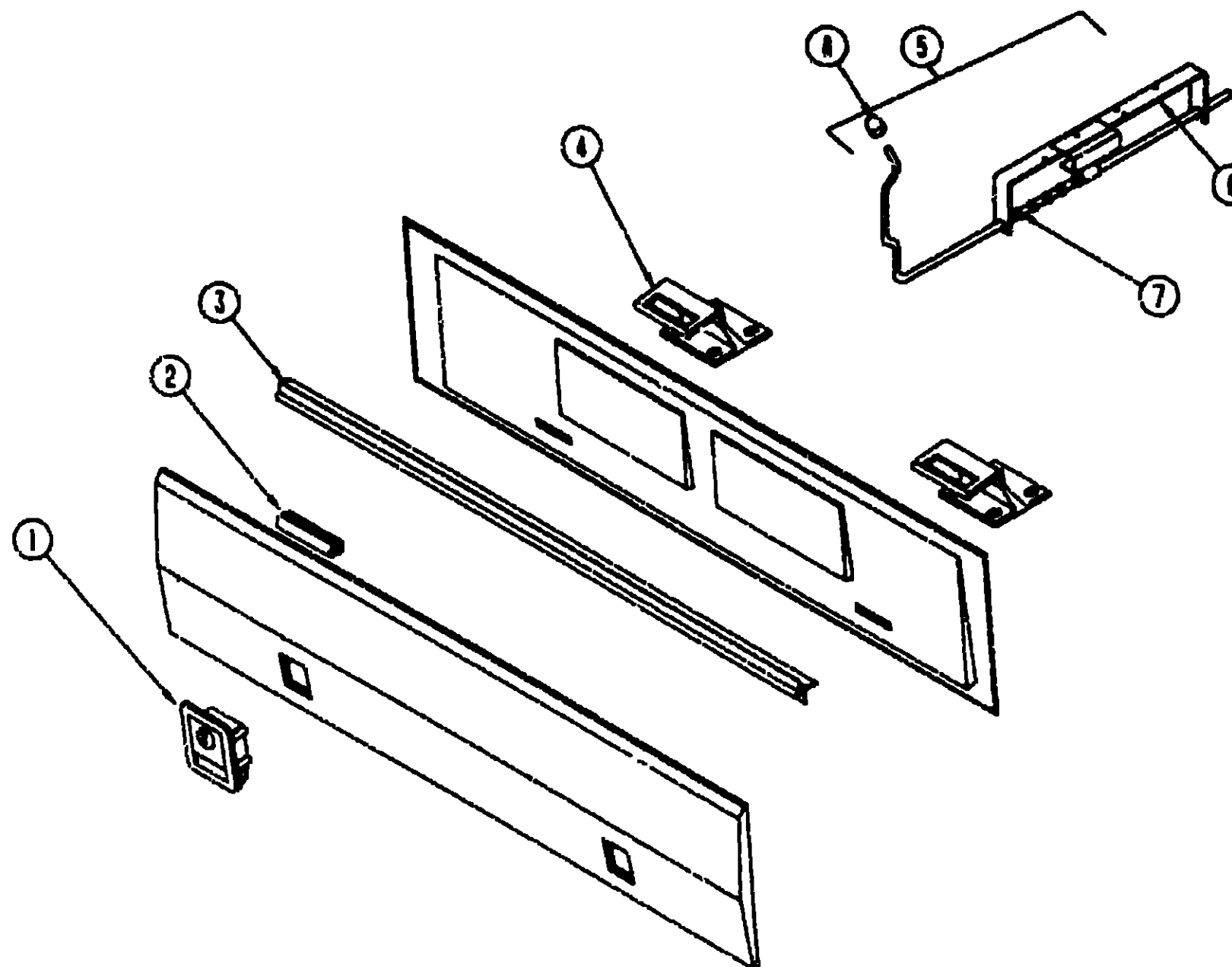
WINDOW, VENT & EXTERIOR DOOR GROUP (CONTINUED)



DRIVER DOOR UPPER TIPOUT WINDOW

KEY	PART NUMBER	U/M DESCRIPTION
1	032974-01-Y12	EA WINDOW ASM.-UPPER TIPOUT - 4 5' X 27 9' GLASS - OVHD BUNK ONLY
2	009439-05-000	EA KNOB-CRANK, TIPOUT WINDOW - METAL - BLACK
3	009439-06-000	EA EXTENSION-CRANK KNOB 9' - METAL - BLACK
4	009439-07-000	EA SCREW-8 32 X 1 1/4 POH - BLACK
5	035307-01-000	EA OPERATOR-TORQUE, TIPOUT WINDOW
6	081243-02-000	EA CLIP-SCREEN, PLASTIC - BLACK
	081649-01-000	EA RING SNAP, 7/32 SHAFT DIAMETER 7
	084067-01-000	FT SEAL-E SHAPED SPONGE - TIPOUT WINDOW - 42" X 44" - BLACK FROM 00-00-00 THRU 03 03 91
7	084037-02-000	FT SEAL-E SHAPED, SPONGE - TIPOUT WINDOW - 42" X 38" - BLACK FROM 03-04-91 THRU 99-99 99
	084453-01-000	EA WASHER-05" X 5" X .135" - PLASTIC
8	084453-02-000	EA WASHER-05" X 5" X .25" - PLASTIC
9	084473-01-000	EA SEAL-FLAT, W/CENTER HOLE & ADHESIVE SIDE - 8" X 9" - BLK
	085315-01-000	EA RIVET-SHOULDER TIPOUT WINDOW
10	085762-01-000	EA T NUT 10-32
11	085763-01-000	EA SCREW-MACH, 10 - 32 X 1/4 PTH
12	087913-01-000	EA HINGE-TIPOUT WINDOW BLACK
13	092628-01-01A	EA MULLION-WINDOW, DOOR - BLACK
14	092970-01-000	EA GLASS-TIPOUT, 4 5' X 27 9'
15	055954-01-Y12	EA SCREEN-SINGLE TIPOUT, 1 RADIUS CORNER - 6" X 29 2'
	062291-02-000	FT SCREENING-ROOF VENT/WINDOW, 16" - BLACK
	116240-01-000	FT SPLINE-SCREEN, T-SHAPED
16	035234-01-000	EA TUBE ASM-TORQUE
17	087573-02-000	EA LINKAGE ASM-TIPOUT

WINDOW, VENT & EXTERIOR DOOR GROUP (CONTINUED)



COMPARTMENT DOOR HARDWARE & SEALS

KEY	PART NUMBER	U/M DESCRIPTION
1	085730-09-000	EA LATCH-PADDLE, W/KEY LOCK - PLASTIC
	082594-01-700	EA KEY-COMPARTMENT DOOR LOCK BH024
1	085730-12-000	EA LATCH-PADDLE, W/O KEY LOCK - PLASTIC - BEIGE
	077408-02-000	EA LOCK-KEY TYPE (REAR COMPARTMENT/SPARE TIRE)
	079927-03-000	EA LOCK-TWIST TYPE, DOUBLE CAM - 2 1" OFF SET (STORAGE W/SEWER HOSE)
	042441-01-000	EA LOCK-TWIST, KEY TYPE - W/O KEYS (FUEL FILL DOOR)
2	079368-01-000	FT SEAL-BULB, W/WIRE U CHANNEL - 37" X 57" CHANNEL - BLACK
3	092357-01-01A	EA HINGE-COMPARTMENT DOOR, 76" - BEIGE
	101929-01-01A	EA HINGE-COMPARTMENT DOOR 1 1/16" WIDE (BACKWALL DOORS)
	009088-01-000	EA HINGE-COMPARTMENT DOOR, 1 1/16" WIDE X 8" - W/O HOLES - UNPAINTED
4	093061-01-02A	EA STRIKER-DOOR, LUGGAGE - 3 7" X 2 5" ANGLED - BLACK
	094397-02-000	EA STRIKER-DOOR GENERATOR - W/BEND - 2 5" WIDE - BLACK
	093718-01-000	EA FLATE-STRIKE, COMPARTMENT - 2 4" X 2 5" FLAT - STEEL - BLK
5	092644-02-Y12	EA PROP ROD-COMPARTMENT DOOR W/SPRING & BRACKET
6	092639-01-000	EA BRACKET-DOOR PROP
7	092469-01-000	EA SPRING-#020-050 COMP
8	039934-01-000	EA CAP-ROUND, VINYL - .28" ID X .62" LONG - BLACK
	094376-02-000	EA ROD-PROP (GENERATOR/PROP)
	094376-01-000	EA ROD-PROP (HOLDING TANK)
	090340-01-000	FT SEAL-FOAM, CLOSED CELL - 1/4" X 1/2" X 50'
	100128-01-000	FT SEAL-P/L, ADHESIVE BACK - GRAY
	031113-01-000	EA BUSHING-FLANGE, PLASTIC - WHITE
	093305-01-01A	FT TRIM-EDGE C-TYPE - WIRE CARRIER - 35" X 24" - VINYL

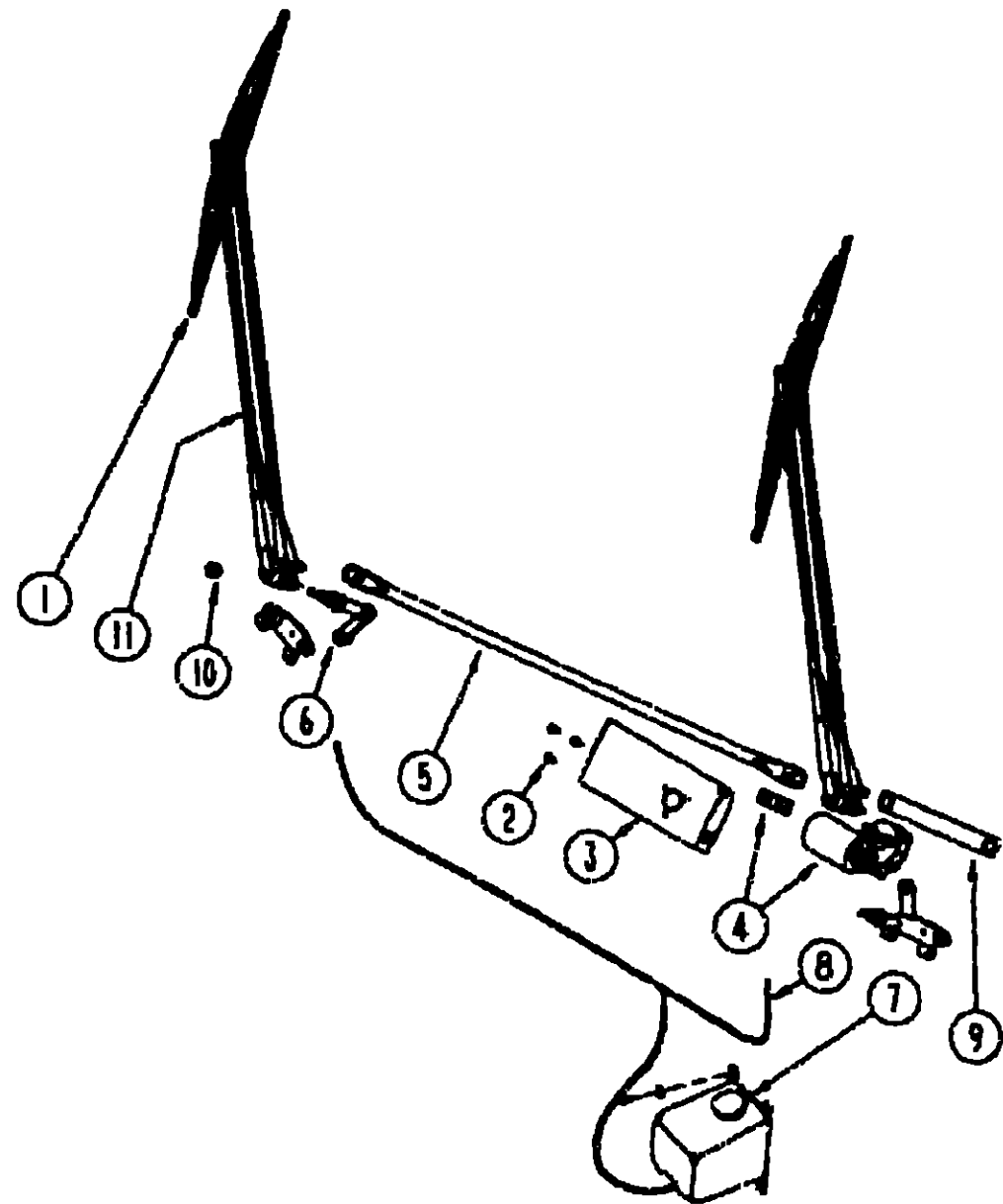
1991 WINNEBAGO TABLE OF CONTENTS

INTRODUCTION	A-01 - A-02
ABBREVIATIONS	A-03
ALPHABETICAL INDEX	A-04 - A-08
WCN36RQ	A-07 - F-16
WFN36RA	F-17 - K-22

1991 WCN36RQ INDEX

FLOOR PLAN	A-07 - A-08
ACCESSORIES	A-09 - A-18
BATH	A-19 - A-22
BEDROOM	A-23 - B-02
CHASSIS	B-03 - B-14
C C & PAD	B-15 - C-02
DINETTE	C-03 - C-04
DRIVERS	C-05 - C-12
ELECTRICAL	C-13 - C-20
EXTERIOR BODY	C-21 - D-04
GALLEY	D-05 - D-12
HEATING & A/C	D-13 - D-16
INTERIOR FINISH	D-17 - D 20
LABELS	D-21 - E-06
LP	E-07
LOUNGE	E-08 - E-09
SEALANTS & FASTENERS	E-10 - E-12
WATER & SEWAGE	E-13 - E-16
WINDOW, VENT AND EXTERIOR DOOR	E-17 - F-16

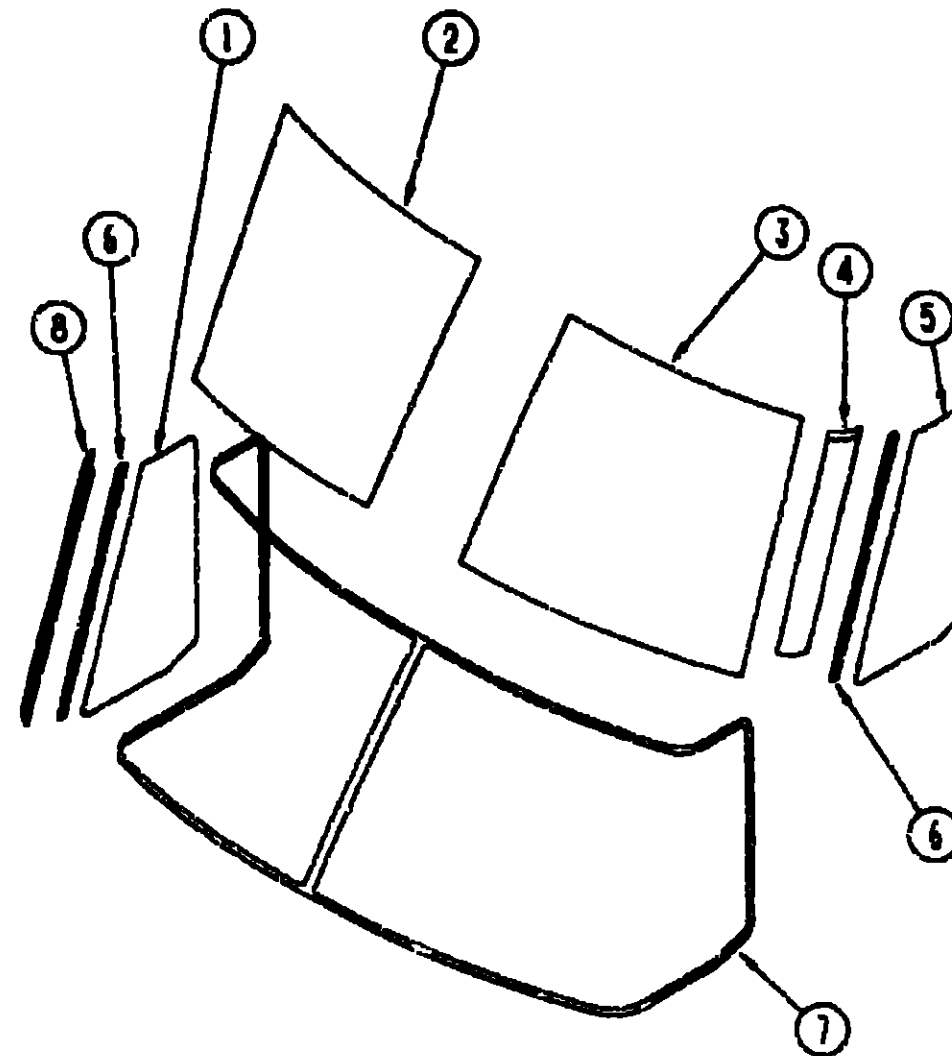
WINDOW, VENT & EXTERIOR DOOR GROUP (CONTINUED)



WIPER COMPONENTS

KEY	PART NUMBER	U/M DESCRIPTION
1	095964-01-000	EA BLADE ASM -WIPER, 24"
	095964-01-700	EA BLADE-REFILL, WIPER - PAIR - 24"
2	096526-01-000	EA SCREW-HEX, 1/4 - 28 UNF
3	092334-01-000	EA BRACKET-WIPER, MOTOR
4	104355-02-000	EA MOTOR ASM, W/DRIVE ARM
	067188-01-000	EA STUD-CRANK, WIPER
5	067192-01-000	EA LINK-CONNECTING, W/BLACK BUSHING - 37 B5"
6	096505-01-000	EA PIVOT SHAFT
7	056000-02-000	EA WASHER-WINDSHIELD, BOTTLE & PUMP
	056000-01-700	FT VACUUM HOSE 7/64 - 5/32
8	045794-01-000	FT HOSE-WASHER, WINDSHIELD - 5/32" ID - BLACK
9	067193-02-000	EA LINK-CONNECTING, W/BLACK BUSHING - 9 2"
10	077049-01-000	EA NUT-ACORN, 10-32 ALUMINUM
11	095963-01-000	EA ARM-WIPER PANTOGRAPH - 28"
	096931-01-700	FT HOSE F/WIPER BLADES
	096931-01-701	EA NOZZLE HDWRE KIT
	096931-01-702	EA NUT
	096931-01-703	EA SHORT SCREW
	096931-01-704	EA LONG SCREW
	096931-01-705	EA PLASTIC CAP
	096931-01-706	EA SPRAY NOZZLE
	077048-01-000	EA SHAFT-ADAPTER WINDSHIELD PANTOGRAPH ARM

WINDOW, VENT & EXTERIOR DOOR GROUP (CONTINUED)



WINDSHIELDS, TRIMS & MOLDINGS

KEY	PART NUMBER	U/M DESCRIPTION
1	091953-03-000	EA GLASS-CORNER VENT, PASSENGER
2	091215-01-000	EA GLASS-WINDSHIELD, PASSENGER
3	091215-02-000	EA GLASS-WINDSHIELD, DRIVER
4	091901-02-000	EA TRIM-A/PILLAR DR - BETWEEN WINDSHIELD & VENT GLASS - BLK
5	091953-04-000	EA GLASS-CORNER VENT, DRIVER
6	098788-01-000	EA CHANNEL-RIGID, WINDSHIELD - 38" - PVC
7	091986-01-000	EA MOLDING-REVEAL, WINDSHIELD - SURROUNDS BOTH WINDSHIELDS
8	091901-01-000	EA TRIM-A/PILLAR, PASS - BETWEEN WINDSHIELD & VENT GLASS - BLK
	002328-02-000	EA BLOCK-WINDSHIELD, 062" X .5" X .98"
	091969-01-000	EA FRAME-WINDSHIELD, LOWER - INNER - PASSENGER
	091969-02-000	EA FRAME-WINDSHIELD, LOWER - INNER - DRIVER
	040921-04-000	EA NUT-SPEED, U TYPE - NO 8 - 59" LENGTH X 44" WIDTH
	040921-05-000	EA NUT-SPEED, U TYPE - NO 8 - 67" LENGTH X 44" WIDTH
	040921-06-000	EA NUT-SPEED, U TYPE - NO 8 - 57" LENGTH X 63" WIDTH

1991 WINNEBAGO
TABLE OF CONTENTS

INTRODUCTION	A-01 -	A-02
ABBREVIATIONS		A-03
ALPHABETICAL INDEX	A-04 -	A-05
WCN36RQ	A-07 -	F-16
WFN36RA	F-17 -	K-22

1991 WCN36RQ INDEX

FLOOR PLAN	A-07 -	A-08
ACCESSORIES	A-09 -	A-18
BATH	A-19 -	A-22
BEDROOM	A-23 -	B-02
CHASSIS	B-03 -	B-14
C C & PAD	B-15 -	C-02
DINETTE	C-03 -	C-04
DRIVERS	C-05 -	C-12
ELECTRICAL	C-13 -	C-20
EXTERIOR BODY	C-21 -	D-04
GALLEY	D-05 -	D-12
HEATING & A/C	D-13 -	D-16
INTERIOR FINISH	D-17 -	D-20
LABELS	D-21 -	E-06
LP		E-07
LOUNGE	E-08 -	E-09
SEALANTS & FASTENERS	E-10 -	E-12
WATER & SEWAGE	E-13 -	E-16
WINDOW, VENT AND EXTERIOR DOOR	E-17 -	F-16