


**1991 WINNEBAGO
TABLE OF CONTENTS**

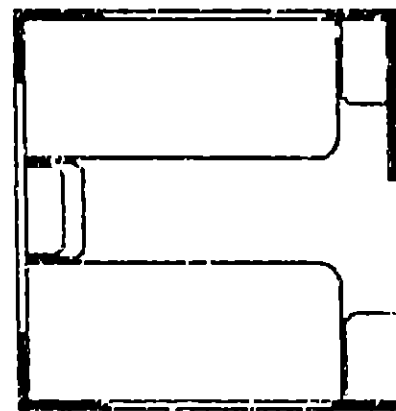
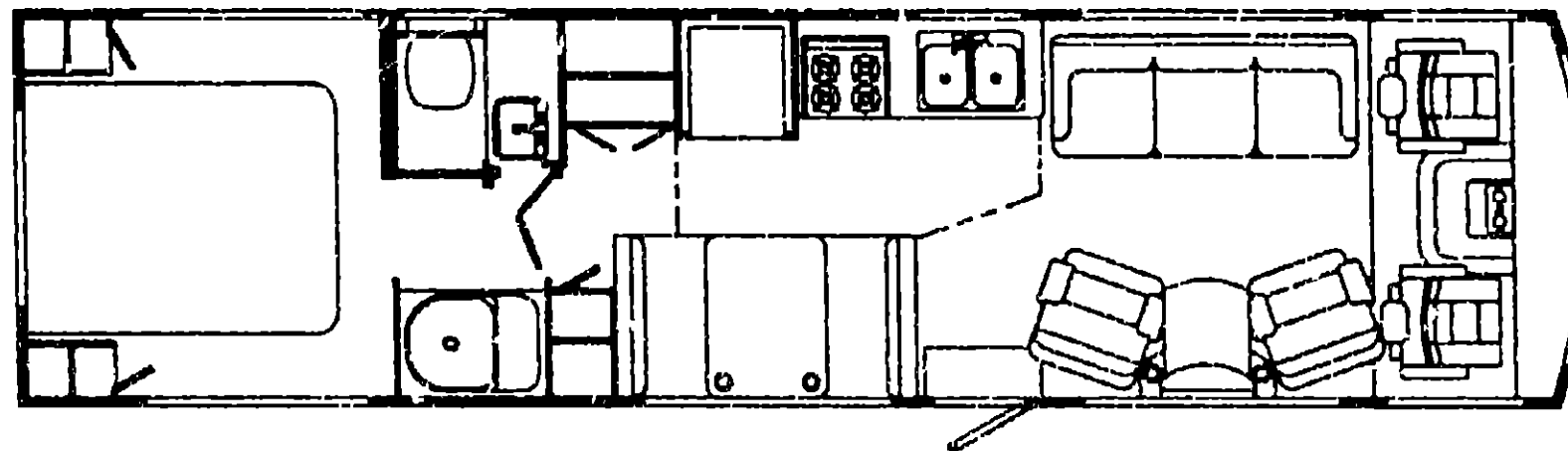
INTRODUCTION	A-01 -	A-02
ABBREVIATIONS		A-03
ALPHABETICAL INDEX	A-04 -	A-06
WCN25RC	A-07 -	F-02
WCN34RQ	F-03 -	K-12



**1991
WCN34RQ**

1991 WCN34RQ INDEX

FLOOR PLAN	F-03 -	F-04
ACCESSORIES	F-05 -	F-14
BATH	F-15 -	F-18
BEDROOM	F-19 -	F-22
CHASSIS	F-23 -	G-10
C C & PAD	G-11 -	G-22
DINETTE	G-23 -	G-24
DRIVERS	H-01 -	H-08
ELECTRICAL	H-09 -	H-16
EXTERIOR BODY	H-17 -	H-22
GALLEY	H-23 -	I-06
HEATING & A/C	I-07 -	I-10
INTERIOR FINISH	I-11 -	I-14
LABELS	I-15 -	I-22
LP		I-23
LOUNGE	I-24 -	J-01
SEALANTS & FASTENERS	J-02 -	J-04
WATER & SEWAGE	J-05 -	J-09
WINDOW VENT AND EXTERIOR DOOR	J-10 -	K-12



**ACCESSORIES GROUP
RADIO SYSTEM AND COMPONENTS**

KEY PART NUMBER	U/M DESCRIPTION
094067-01-000	EA SPEAKER-RADIO W/O GRILLE-5.25" DIA
074979-01-000	EA COVER-SPEAKER, BACK SHIELD - PLASTIC FROM: 00-00-00 THRU: 09-04-90
074979-09-000	EA COVER-SPEAKER, BACK SHIELD - PLASTIC FROM: 09-05-90 THRU: 99-99-99
089340-01-000	EA GRILLE-SPEAKER-6.25" SQUARE FROM: 00-00-00 THRU: 09-09-90
089340-02-000	EA GRILLE-SPEAKER-6.25" SQUARE FROM: 09-10-90 THRU: 99-99-99
073741-03-000	EA SPEAKER-RADIO, OVAL - AUDIOVOX 110-2074 - 4" X 6"
073741-04-000	EA GRILLE-SPEAKER, OVAL - 4" X 6" - BLACK
097459-01-000	EA RADIO-AM/FM STEREO, CASSETTE - AUDIOVOX IM-DXA
099998-01-000	EA BRACKET-RADIO, AUDIOVOX
097621-01-000	EA MOUNTING KIT-RADIO, AUDIOVOX WMK-AB01 - CHEVY
097622-01-000	EA RADIO OUTPUT ADAPTOR HARNESS - AUDIOVOX 1128-1989
097460-02-000	EA RADIO-AM/FM STEREO/CASSETTE, ELECTRIC TUNE - SONY XR-4147
097620-03-000	EA MOUNTING KIT-RADIO, SONY
097620-04-000	EA BRACKET-RADIO FACE-SONY
100014-01-000	EA BRACKET-RADIO, SONY

TV ANTENNA

KEY PART NUMBER	U/M DESCRIPTION
058708-02-000	EA RECEPTACLE-DOUBLE ELECTRIC, IVORY
022755-01-000	EA SHIELD-CONTROL PANEL, 7.75" X 9" - PLASTIC - BLACK
069726-02-000	EA BUMPER-.88" DIA X .4" - BLACK
076319-01-000	EA ANTENNA-TV, ROOF MOUNT - 44.5" MAST - FVA W02
076319-01-700	EA HEAD-ANTEENNA, AMPLIFIED - WINEGARD#RVSA U.V
076319-01-701	EA GEAR-ELEVATING, PLASTIC - WINEGARD#2200046
076319-01-702	EA SHAFT ASM-ELEVATING, WINEGARD#RVP-400A
076319-01-703	EA BEARING-NYLON, 5" OD - WINEGARD#3200656
076319-01-704	EA BEARING-NYLON, 1.25" OD - WINEGARD#3200657
076319-01-705	EA GROMMET-NYLON, 7/8" ID - WINEGARD#3200658
076319-01-706	EA CRANK-ELEVATING, W/SET SCREW - WINEGARD#5755100
076319-01-707	EA SPRING-HANDLE, WINEGARD#5160800
076319-01-709	EA PLATE-DIRECTIONAL, FOR HEAD - WINEGARD 3200644
076319-06-000	EA ADAPTOR-CABLE ROOF PLATE, WINEGARD#RPJ-1
076319-11-000	EA ADAPTOR-COAX WITH SPLITTER, WINEGARD#MSJ-6
080734-02-000	EA CLIP-WIRE, NYLON
082134-01-000	EA ADAPTER-TV, CABLE TO CABLE - WINEGARD#F-81M
086756-01-000	EA SPLITTER-TV, 2 WAY
076319-03-000	FT CABLE-COAXIAL, 75 OHM
076319-12-000	EA CONNECTOR-COAXIAL, ONE PIECE
087236-01-000	EA LABEL-CABLE, INPUT
087236-02-000	EA LABEL-TV OUTLET
091909-01-000	EA SHELF-SWIVEL, TV - BEIGE
093252-01-01A	EA PLATE-WALL, CABLE - BEIGE

**ACCESSORIES GROUP (CONTINUED)
REAR VIEW TELEVISION**

KEY PART NUMBER	U/M DESCRIPTION
093040-01-000	EA TELEVISION SYSTEM-REAR VIEW. SONY FROM: 00-00-00 THRU: 01-08-91
093040-04-000	EA TELEVISION SYSTEM-REAR VIEW FROM: 01-07-91 THRU: 99-99-99
093041-01-000	EA CABLE-MONITOR/CAMERA, INTERNAL USE
093041-02-000	EA CABLE-MONITOR/CAMERA, EXTERNAL USE
093071-01-000	FT TAPE-BONDING, DOUBLE SIDED - 1/64" X 2"
092881-01-000	EA WIRE-INSTRUMENT PANEL, REAR MONITOR - CHEVY
082037-01-000	EA HOUSING-AUTO FUSE, NATURAL - CHEVY
094001-01-000	EA CLAMP-CAMERA
098319-01-000	EA BRACKET-CAMERA, ADJUSTABLE
009063-01-000	EA HINGE-CONTINUOUS, 1 1/2" X 7/2"
088474-09-000	EA HOUSING-SOCKET - FORD
088476-01-000	EA SOCKET-CONNECTOR - FORD
098288-01-000	EA LENS-REAR, MONITOR SHROUD
093957-02-01A	EA SHROUD-TV, OFF WHITE
096717-01-000	EA WIRE ASM-REAR MONITOR, UPPER
093040-03-000	EA WIRE-REAR MONITOR
099305-01-000	EA SPRING-COMPRESSION
096719-01-000	EA WIRE ASM-BACKUP LAMP, GM
100319-01-000	EA RETAINER-LENS, CAMERA
102814-01-03A	EA SHROUD-CAMERA, OUTER - OFF WHITE
102918-01-01A	EA SHROUD-CAMERA, INNER
104311-01-000	EA BRACKET-CAMERA, REAR
099303-01-01A	EA CAPLUG-RIGHT HAND, BLACK
099305-01-01A	EA CAPLUG-RIGHT HAND, WHITE

TV AND VCR SWITCHING SYSTEM

KEY PART NUMBER	U/M DESCRIPTION
086757-03-000	EA CONTROL CENTER-SWITCHING - MAGNADYNE
086777-03-000	EA PLATE-WALL, ANTENNA/POWER, IVORY
076319-03-000	FT CABLE-COAXIAL, 75 OHM
076319-12-000	EA CONNECTOR-COAXIAL, ONE PIECE
076319-04-000	EA CONNECTOR W/FERRULE
093214-01-02A	EA GRILLE-SPEAKER 4" BROWN
098446-01-000	EA VCR-VHS-CABLE READY - REMOTE - MAGNAVOX VR9815 FROM: 00-00-00 THRU: 09-24-90
098446-01-700	EA REMOTE-MAGNAVOX 9815
098446-02-000	EA VCR-VHS, CABLE READY - REMOTE - MAGNAVOX VR9912 FROM: 09-25-90 THRU: 99-99-99
098446-02-700	EA REMOTE-MAGNAVOX 9912
098447-01-000	EA TV-13" COLOR REMOTE U.S.A. MAGNAVOX RX4029WA FROM: 00-00-00 THRU: 06-23-91
098447-02-000	EA TV-13", COLOR W/REMOTE - CANADIAN - MAGNAVOX XK4029CH FROM: 00-00-00 THRU: 06-23-91
098447-01-700	EA REMOTE-TV, MAGNAVOX RX4029WA & XK4029CH
098447-03-000	EA TV-13" COLOR REMOTE U.S.A. MAGNAVOX RR1337W FROM: 06-24-91 THRU: 99-99-99
098447-04-000	EA TV-13", COLOR W/REMOTE - CANADIAN - MAGNAVOX RR1330W FROM: 06-24-91 THRU: 99-99-99
098447-03-700	EA REMOTE-TV, MAGNAVOX RR1337W & RR1330W
098819-01-000	EA SPEAKER-2 WATT, 8 OHM - 4"
099030-01-000	EA WIRE-SPEAKER, TV
099637-01-000	EA GROMMET
099717-02-000	EA TIEDOWN, TV - 29.7" LONG
076319-09-000	EA WALLPLATE-TV RECEPTACLE - BROWN
099717-02-000	EA TIEDOWN, TV - 22.8" LONG
100954-01-000	EA SHELF-TV, STEEL
101150-01-000	EA SUPPORT-TV SHELF, RIGHT SIDE - STEEL
101150-02-000	EA SUPPORT-TV SHELF, LEFT SIDE - STEEL
086756-01-000	EA SPLITTER-TV, 2 WAY

**1991 WINNEBAGO
TABLE OF CONTENTS**

INTRODUCTION	A-01 -	A-02
ABBREVIATIONS		A-03
ALPHABETICAL INDEX	A-04 -	A-06
WCN25RC	A-07 -	F-02
WCN34RQ	F-03 -	K-12

1991 WCN34RQ INDEX

FLOOR PLAN	F-03 -	F-04
ACCESSORIES	F-05 -	F-14
BATH	F-15 -	F-18
BEDROOM	F-19 -	F-22
CHASSIS	F-23 -	G-10
C C & PAD	G11 -	G-22
DINETTE	G-23 -	G-24
DRIVERS	H-01 -	H-08
ELECTRICAL	H-09 -	H-16
EXTERIOR BODY	H-17 -	H-22
GALLEY	H-23 -	I-06
HEATING & A/C	I-07 -	I-10
INTERIOR FINISH	I-11 -	I-14
LABELS	I-15 -	I-22
LP		I-23
LOUNGE	I-24 -	J-01
SEALANTS & FASTENERS	J-02 -	J-04
WATER & SEWAGE	J-05 -	J-09
WINDOW, VENT AND EXTERIOR DOOR	J-10 -	K-12

ACCESSORIES GROUP (CONTINUED)

WHEEL COVERS - FORD

KEY PART NUMBER	U/M DESCRIPTION
098532-01-000	EA COVER-WHEEL, FORD - SET OF 4 - 16"
098532-01-701	EA COVER-WHEEL, FORD - 1 EACH ONLY - 16"
098532-01-700	EA COVER-LUG NUT, FORD - CHROME

WHEEL COVERS - CHEVY

KEY PART NUMBER	U/M DESCRIPTION
083181-03-700	EA COVER-WHEEL, 19 5 - 1 ONLY
083181-04-702	EA NUT-COVER F/19 5&16 5
083181-04-703	EA CAP CTR CHROME
083181-12-000	EA RETAINER-4/SET, 19 5" - CHEVY - DEL-MET
083181-04-700	EA RETAINER F/19 5 FRONT(1)ONLY
083181-04-701	EA RETAINER F/19 5 REAR (1)ONLY
083181-12-700	EA RETAINER-CHEVY(1)ONLY,FRT
083181-12-701	EA RETAINER-CHEVY (1)ONLY,REAR

STAINLESS STEEL WHEEL LINERS - 16" - FORD

KEY PART NUMBER	U/M DESCRIPTION
091209-06-000	EA LINER-WHEEL, 16" - FORD - SET OF 4 - KAPER II 1604-10-F FROM 00-00-00 THRU 05-20-91
091209-07-000	EA LINER-WHEEL, 16" - FORD - SET OF 2 - KAPER FROM 00-00-00 THRU 05-20-91
091209-06-700	EA LINER-WHEEL, FRONT - 16" - FORD - KAPER
091209-06-701	EA LINER-WHEEL, REAR - 16" - FORD - KAPER
091209-06-702	EA COVER-AXLE, FRONT - 16" - FORD - KAPER
091209-06-703	EA COVER-AXLE, REAR - 16" - FORD - KAPER
091209-06-704	EA COVER-LUG NUT, 16" - FORD - KAPER
091209-09-000	EA LINER-WHEEL, OVER LUG - 16" - FORD - SET OF 2 - KAPER FROM 05-21-91 THRU 99-99-99
091209-08-000	EA LINER-WHEEL, OVER LUG - 18" - FORD - SET OF 4 - KAPER I FROM 05-21-91 THRU 99-99-99
091209-08-700	EA LINER-WHEEL, FRONT - FORD - 16" - 10 LUG - KAPER
091209-08-701	EA LINER-WHEEL, REAR - FORD - 16" - 10 LUG - KAPER
091209-08-702	EA COVER-AXLE, REAR - 16" - FORD - KAPER
091209-08-703	EA COVER-LUG NUT 16" - FORD - KAPER
095012-02-000	EA EXTENSION-VALVE STEM, DUAL WHEEL FROM 00-00-00 THRU 04-28-91
095012-03-000	EA EXTENSION-VALVE STEM, DUAL WHEEL FROM 04-29-91 THRU 99-99-99
077030-02-000	EA EXTENSION-VALVE STEM, 1 25"

STAINLESS STEEL WHEEL LINERS - 19.5" - CHEVY

KEY PART NUMBER	U/M DESCRIPTION
077030-02-000	EA EXTENSION-VALVE STEM, 1 25"
091209-01-000	EA LINER WHEEL, SET OF 4 - 19 5" - GM - KAPER II
091209-01-700	EA SIMULATOR-FRONT WHEEL EA=1
091209-01-701	EA SIMULATOR-REAR WHEEL EA=1
091209-01-702	EA COVER-FRONT AXLE
091209-01-703	EA REAR AXLE COVER
091209-01-704	EA COVER-LUG NUT
095012-01-000	EA EXTENSION VALVE STEM DUAL WHEEL

ACCESSORIES GROUP (CONTINUED)

MISCELLANEOUS COMPONENTS

KEY PART NUMBER	U/M DESCRIPTION
054185-86-000	EA MANUAL-OPERATORS, 1991 CHIEFTAIN
092318-01-000	EA BINDER-3 RING, MOTOR HOME MANUAL
092318-01-000	EA POCKET PAGE-3 RING BINDER, PLASTIC
098084-03-000	EA CASSETTE-WINNEBAGO CHIEFTAIN
072852-01-000	EA DETECTOR-SMOKE, W/9 VOLT BATTERY
094499-01-000	EA EXTINGUISHER-FIRE, DRY W/MOUNTING BRACKET - 10 BC
072852-02-000	EA DETECTOR-SMOKE, W/9 VOLT BATTERY CSA
094499-02-000	EA EXTINGUISHER-FIRE DRY W/MOUNTING BRACKET - 10 BC CSA
094499-01-700	EA BRACKET-MOUNTING, W/PLASTIC STRAP - FIRE EXTINGUISHER
094651-01-01A	EA HOLDER-RECESSED, FIRE EXTINGUISHER - PLASTIC - LIGHT OAK

CHROME ROOF AIR HORN

KEY PART NUMBER	U/M DESCRIPTION
077497-06-000	EA HORN KIT-AIR,CHROME,TWIN
077497-01-700	EA SOLENOID-AIR TANK
077497-01-701	EA SWITCH-COMPRESSOR
077497-01-702	EA SWITCH,TOGGLE W/WIRE
077497-01-703	EA TANK-AIR
077497-01-704	EA COMPRESSOR W/SWITCH
077497-01-705	EA REPAIR KIT F/HADLEY 120 COMP
077497-01-706	EA VALVE & HEAD REPAIR F/COMP
077497-01-707	EA BELT & SCREW COVER F/COMP
077497-01-708	EA FILTER & MTG HDWE F/COMP
077497-01-709	EA PLUNGER & SPRING F/SOLENOID
077497-02-000	EA HOSE KIT-AUX AIR
077497-03-000	EA PARTS KIT-HOSE,AUX AIR
071390-04-000	FT TUBING-AIR BRAKE 1/4 OD BLK
077497-05-000	EA COMPRESSOR/TANK/SOLENOID KIT
081404-01-000	EA BRACKET-MOUNTING,COMPRESSOR
093258-01-000	EA WIRE ASM-IP,HORN FOG LMP
093392-01-000	EA BRACKET-TANK AIRHORN
093654-02-000	EA CIRCUIT BREAKER-15 AMP
097372-01-01A	EA SWITCH-SPST,ON-OFF
097372-06-01A	EA SWITCH-3LANK
077497-02-000	EA HOSE KIT-AUX AIR
078239-01-000	EA PLATE-LABEL,HORN
031407-01-000	EA PLATE-MOUNTING,AIR HORNS

1991 WINNEBAGO TABLE OF CONTENTS

INTRODUCTION	A-01 - A-02
ABBREVIATIONS	A-03
ALPHABETICAL INDEX	A-04 - A-06
WCN25RC	A-07 - F-02
WCN34RQ	F-03 - K-12

1991 WCN34RQ INDEX

FLOOR PLAN	F-03 - F-04
ACCESSORIES	F-05 - F-14
BATH	F-15 - F-18
BEDROOM	F-19 - F-22
CHASSIS	F-23 - G-10
C C & PAD	G-11 - G-22
DINETTE	G-23 - G-24
DRIVERS	H-01 - H-06
ELECTRICAL	H-09 - H-16
EXTERIOR BODY	H-17 - H-22
GALLEY	H-23 - I-06
HEATING & A/C	I-07 - I-10
INTERIOR FINISH	I-11 - I-14
LABELS	I-15 - I-22
LP	I-23
LOUNGE	I-24 - J-01
SEALANTS & FASTENERS	J-02 - J-04
WATER & SEWAGE	J-05 - J-09
WINDOW, VENT AND EXTERIOR DOOR	J-10 - K-12

ACCESSORIES GROUP (CONTINUED)

SPOTLIGHT

KEY PART NUMBER	U/M DESCRIPTION
051057-02-000	EA SEARCHLIGHT-POWER DRIVEN
051057-01-700	EA SWITCH-PANEL ASM (AUX)
051057-01-701	EA SWITCH-PANEL ASM MAIN
051057-01-702	EA JOY SWITCH & HOUSING
051057-01-703	EA SWITCH, TOGGLE ON/OFF
051057-01-704	EA MICRO SWITCH
051057-01-705	EA BULB-SEARCHLIGHT
051057-01-706	EA BASE-MOTOR & GEAR ASM
093654-02-000	EA CIRCUIT BREAKER-15 AMP
044466-03-000	EA BREAKER-CIRCUIT, W/MOUNT BRACKET - 25 AMP - 12V DC
051057-03-000	EA SWITCH-SEARCHLIGHT
FROM: 00-00-00 THRU: 01-20-91	
051057-04-000	EA SWITCH ASM-SEARCHLIGHT
FROM: 01-21-91 THRU: 99-99-99	

FOG LAMP

KEY PART NUMBER	U/M DESCRIPTION
088747-02-000	EA LAMP-FOG, CLEAR LENS - PER-LUX - 550 SERIES
097372-01-01A	EA SWITCH-ON/OFF, SPST
088747-01-700	EA COVER-FOG LIGHT
092879-01-000	EA WIRE ASM-FOGLAMP
088476-01-000	EA SOCKET-CONNECTOR
093162-01-000	EA BRACKET-LAMP, FOG
093258-01-000	EA WIRE-INSTRUMENT PANEL, AIR HORN & FOG LAMP

HOSE, TOOL BOX & DRAWERS

KEY PART NUMBER	U/M DESCRIPTION
077404-02-000	EA DRAWER-PLASTIC, 20" X 12.7" - BEIGE
094067-01-01A	EA DIVIDER-DRAWER, PLASTIC - LIGHT OAK
096765-01-000	EA RAIL-DRAWER
091270-01-000	EA HOSE-5/8", ON REEL - WATER - NON TOXIC - 50' - TORO
105284-01-000	EA COUPLER- QUICK HOSE END
093300-01-000	EA BOX-TOOL, W/TRAY - 16" X 7" X 7.5"

SQUEEGEE

KEY PART NUMBER	U/M DESCRIPTION
091952-02-000	EA CLIP-GRIPPER, 3/4"
091955-02-000	EA SQUEEGEE-EXTENDED HANDLE
091955-02-700	EA HEAD-SQUEEGEE, REPLACEMENT ONLY
091955-02-701	EA HANDLE-SQUEEGEE
093527-01-000	EA BRACKET-SQUEEGEE

DELUXE STEERING WHEEL

KEY PART NUMBER	U/M DESCRIPTION
080752-06-000	EA HUB-ADAPTER, STEERING WHEEL
080752-08-000	EA SCREW-CUSTOM STEERING WHEEL
030752-15-000	EA WHEEL-STEERING W/3 SPOKES & CENTER HORN BUTTON
080752-17-000	EA WHEEL-STEERING W/3 SPOKES & 2 THUMB HORN BUTTONS

AUXILIARY DEFROSTER FAN® W/SWITCH

KEY PART NUMBER	U/M DESCRIPTION
097372-03-01A	EA SWITCH-ON-OFF-ON
000G39-08-24B	EA SCREW-SF/DR, 8-18 X 1 1/2 PPH ZN
036420-02-000	EA FAN-DEFROSTER, 2 SPEED - 6" DIAMETER

ACCESSORIES GROUP (CONTINUED)

GENERATOR-ONAN, 3.5 KW - EXPORT

KEY PART NUMBER	U/M DESCRIPTION
100974-04-000	EA GENERATOR-4.0 KW EMERALD PLUS, ONAN
083152-04-000	EA PIPE-EXHAUST, GENERATOR
093590-02-000	EA MUFFLER-GENERATOR
007125-03-000	EA CLAMP-MUFFLER - 1.5" DIA
007125-04-000	EA CLAMP-MUFFLER, 1.1" DIA
073937-03-000	EA SWITCH-ROTARY SELECTOR, 3 DECK - A/C - CA20-USA892
073937-01-700	EA KNOB-ROTARY SWITCH-A/C SEL
094809-01-000	EA LOAD CENTER-240 VOLT, 125 AMP
007131-01-000	EA HANGER-TAILPIPE
024976-01-000	EA SWITCH-GENERATOR, W/O CIRCUIT BOARD
077353-09-000	EA SHROUD-INSTRUMENT PANEL CLUSTER, GENERATOR

GENERATOR-KOHLER, 4.5 KW - CHEVY & FORD

KEY PART NUMBER	U/M DESCRIPTION
093740-01-000	EA GENERATOR-KOHLER, 4500KW - 4.5CKM21
083152-10-000	EA PIPE-EXHAUST, GENERATOR - 1.4" DIA X 7.9" X 22"
093590-02-000	EA MUFFLER-GENERATOR
007125-03-000	EA CLAMP-MUFFLER - 1.5" DIA
007125-04-000	EA CLAMP-MUFFLER, 1.1" DIA
073937-03-000	EA SWITCH-ROTARY SELECTOR, 3 DECK - A/C - CA20-USA892
073937-01-700	EA KNOB-ROTARY SWITCH-A/C SEL
007131-01-000	EA HANGER-TAILPIPE
024976-01-000	EA SWITCH-GENERATOR, W/O CIRCUIT BOARD
041430-01-000	EA CONNECTOR-STRAIGHT, 1/2" FLEX CONDUIT
077353-09-000	EA SHROUD-INSTRUMENT PANEL CLUSTER, GENERATOR

GENERATOR-KOHLER, 7 KW - CHEVY & FORD

KEY PART NUMBER	U/M DESCRIPTION
093547-01-000	EA GENERATOR-KOHLER, 7KW - OCKM21
093590-04-000	EA MUFFLER-GENERATOR, 7KW - KOHLER
003152-05-000	EA PIPE-EXHAUST, GENERATOR
083152-06-000	EA PIPE-EXHAUST, GENERATOR - ONAN - 1.3" OD X 4.9" X 55.1"
007125-03-000	EA CLAMP-MUFFLER - 1.5" DIA
007125-04-000	EA CLAMP-MUFFLER, 1.1" DIA
073937-03-000	EA SWITCH-ROTARY SELECTOR, 3 DECK - A/C - CA20-USA892
073937-01-700	EA KNOB-ROTARY SWITCH-A/C SEL
007131-01-000	EA HANGER-TAILPIPE
024976-01-000	EA SWITCH-GENERATOR, W/O CIRCUIT BOARD
088238-01-000	EA COVER-A/C SELECTOR SWITCH FOR FRONT OR REAR
077353-09-000	EA SHROUD-INSTRUMENT PANEL CLUSTER, GENERATOR
007063-01-000	FT HOSE-GAS 1/4" ID X 1/2" OD

**1991 WINNEBAGO
TABLE OF CONTENTS**

INTRODUCTION	A-01 - A-02
ABBREVIATIONS	A-03
ALPHABETICAL INDEX	A-04 - A-08
WCN25RC	A-07 - F-02
WCN34RQ	F-03 - K-12

1991 WCN34RQ INDEX

FLOOR PLAN	F-03 - F-04
ACCESSORIES	F-05 - F-14
BATH	F-15 - F-18
BEDROOM	F-19 - F-22
CHASSIS	F-23 - G-10
C C & PAD	G-11 - G-22
DINETTE	G-23 - G-24
DRIVERS	H-01 - H-08
ELECTRICAL	H-09 - H-16
EXTERIOR BODY	H-17 - H-22
GALLEY	H-23 - I-06
HEATING & A/C	I-07 - I-10
INTERIOR FINISH	I-11 - I-14
LABELS	I-15 - I-22
LP	I-23
LOUNGE	I-24 - J-01
SEALANTS & FASTENERS	J-02 - J-04
WATER & SEWAGE	J-05 - J-09
WINDOW, VENT AND EXTERIOR DOOR	J-10 - K-12

ACCESSORIES GROUP (CONTINUED)

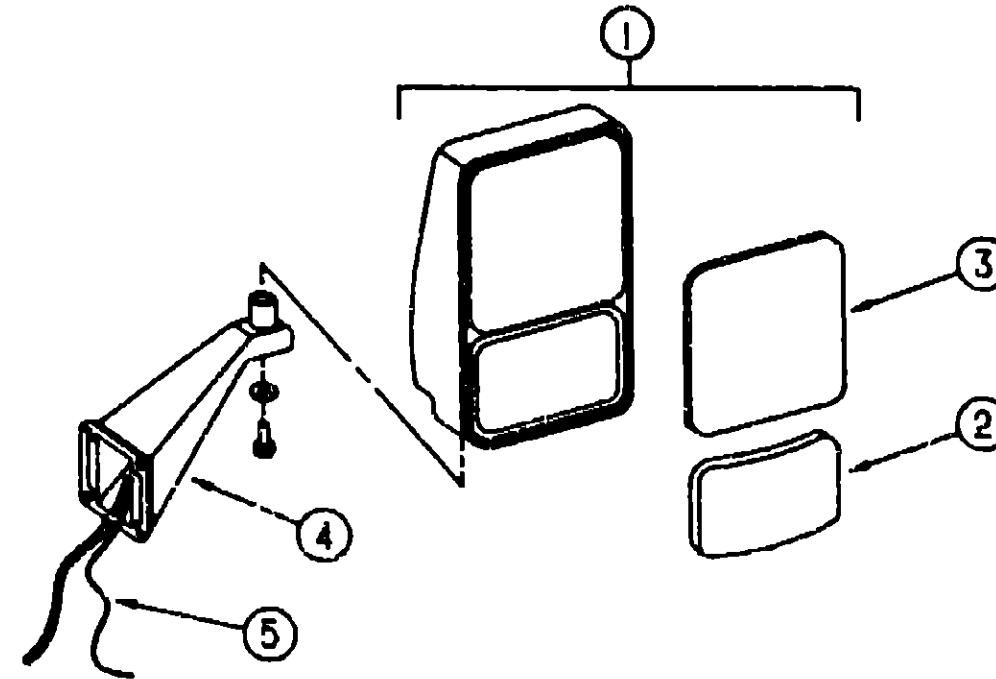
GENERATOR-ONAN, 6.5 KW - CHEVY & FORD

KEY PART NUMBER	U/M DESCRIPTION
100975-01-000	EA GENERATOR-6.5KW EMERALD PLUS, ONAN NHE-FA/26100G
007125-03-000	EA CLAMP-MUFFLER - 1.5" DIA
007125-04-000	EA CLAMP-MUFFLER, 1.1" DIA
077476-03-000	EA PIPE-EXHAUST, GENERATOR - ONAN - 1.4" X 47.6"
079654-05-000	EA PIPE-EXHAUST, ANGLED - W/FLANGE - EMERALD - ONAN# 154-2539
081364-03-000	EA MUFFLER-GENERATOR, ONAN
083151-01-000	EA MUFFLER-GENERATOR, ONAN - 1.6" OD
083152-01-000	EA PIPE-EXHAUST, GENERATOR - ONAN - 1.3"OD X 33.3" X 27.7"
083152-06-000	EA PIPE-EXHAUST, GENERATOR - ONAN - 1.3" OD X 4.9" X 55.1"
094059-01-000	EA SPACER-GENERATOR, ONAN
094657-02-000	EA TRAY-GENERATOR, 22.5" X 30.4" X 6.9"
094657-01-000	EA TRAY-GENERATOR, 22.5" X 30.4" X 6.9"
088238-01-000	EA COVER-A/C SELECTOR SWITCH FOR FRONT OR REAR
073937-03-000	EA SWITCH-ROTARY SELECTOR, 3 DECK - A/C - CA20-USA892
073937-01-700	EA KNOB-ROTARY SWITCH-A/C SEL
007131-01-000	EA HANGER-TAILPIPE
024976-01-000	EA SWITCH-GENERATOR, W/O CIRCUIT BOARD
077353-09-000	EA SHROUD-INSTRUMENT PANEL CLUSTER, GENERATOR

GENERATOR-ONAN, 4 KW - CHEVY & FORD

KEY PART NUMBER	U/M DESCRIPTION
100974-01-000	EA GENERATOR-4.0KW EMERALD PLUS, ONAN BGE-FA/26100G
007125-03-000	EA CLAMP-MUFFLER - 1.5" DIA
007125-04-000	EA CLAMP-MUFFLER, 1.1" DIA
077476-03-000	EA PIPE-EXHAUST, GENERATOR - ONAN - 1.4" X 47.6"
079654-05-000	EA PIPE-EXHAUST, ANGLED - W/FLANGE - EMERALD - ONAN# 154-2539
081354-03-000	EA MUFFLER-GENERATOR, ONAN
083151-01-000	EA MUFFLER-GENERATOR, ONAN - 1.6" OD
083152-01-000	EA PIPE-EXHAUST, GENERATOR - ONAN - 1.3"OD X 33.3" X 27.7"
083152-06-000	EA PIPE-EXHAUST, GENERATOR - ONAN - 1.3" OD X 4.9" X 55.1"
094059-01-000	EA SPACER-GENERATOR, ONAN
094657-02-000	EA TRAY-GENERATOR, 22.5" X 30.4" X 6.9" W/VELD NUTS
094657-01-000	EA TRAY-GENERATOR, 22.5" X 30.4" X 6.9"
073937-03-000	EA SWITCH-ROTARY SELECTOR, 3 DECK - A/C - CA20-USA892
073937-01-700	EA KNOB-ROTARY SWITCH-A/C SEL
007131-01-000	EA HANGER-TAILPIPE
024976-01-000	EA SWITCH-GENERATOR, W/O CIRCUIT BOARD
077353-09-000	EA SHROUD-INSTRUMENT PANEL CLUSTER, GENERATOR

ACCESSORIES GROUP (CONTINUED)



EXTERIOR MIRRORS

KEY	PART NUMBER	U/M DESCRIPTION
1	086260-01-000	EA MIRROR-W/CONVEX, PASSENGER
2	086260-01-700	EA GLASS-CONVEX-PASSENGER
3	086260-01-701	EA GLASS-FLAT-PASSENGER
1	086260-02-000	EA MIRROR-W/CONVEX, DRIVER
2	086260-02-700	EA GLASS-CONVEX-DRIVER
3	086260-02-701	EA GLASS-FLAT-DRIVER
4	086260-03-000	EA MIRROR MOUNTING ARM -EXTERIOR - DRIVER AND PASSENGER
	086260-03-700	EA BALL-CUP MOUNT (SET/2)
	086260-03-701	EA BRACKET-MOUNTING-BLACK

EXTERIOR MIRRORS WITH HEAT & REMOTE

KEY	PART NUMBER	U/M DESCRIPTION
1	086259-04-000	EA MIRROR-REMOTE HEAT, PRE-WIRED - PASSENGER
2	086259-04-700	EA GLASS-CONVEX-PASSENGER
3	086259-04-701	EA GLASS-FLAT-PASSENGER
1	086259-05-000	EA MIRROR-REMOTE HEAT, PRE-WIRED - DRIVER
2	086259-05-700	EA GLASS-CONVEX-DRIVER
3	086259-05-701	EA GLASS-FLAT-DRIVER
4	086260-03-000	EA MIRROR MOUNTING ARM -EXTERIOR - DRIVER AND PASSENGER
	086260-03-700	EA BALL-CUP MOUNT (SET/2)
	086260-03-701	EA BRACKET-MOUNTING-BLACK
5	092880-01-000	EA WIRE-IP, REMOTE MIRROR
	088246-01-000	EA SWITCH-REMOTE-EXTERIOR MIRROR-SQUARE PUSH
	087695-01-000	EA SWITCH-HEATER-EXTERIOR MIRROR

**1991 WINNEBAGO
TABLE OF CONTENTS**

INTRODUCTION	A-01 - A-02
ABBREVIATIONS	A-03
ALPHABETICAL INDEX	A-04 - A-08
WCN25RC	A-07 - F-02
WCN34RQ	F-03 - K-12

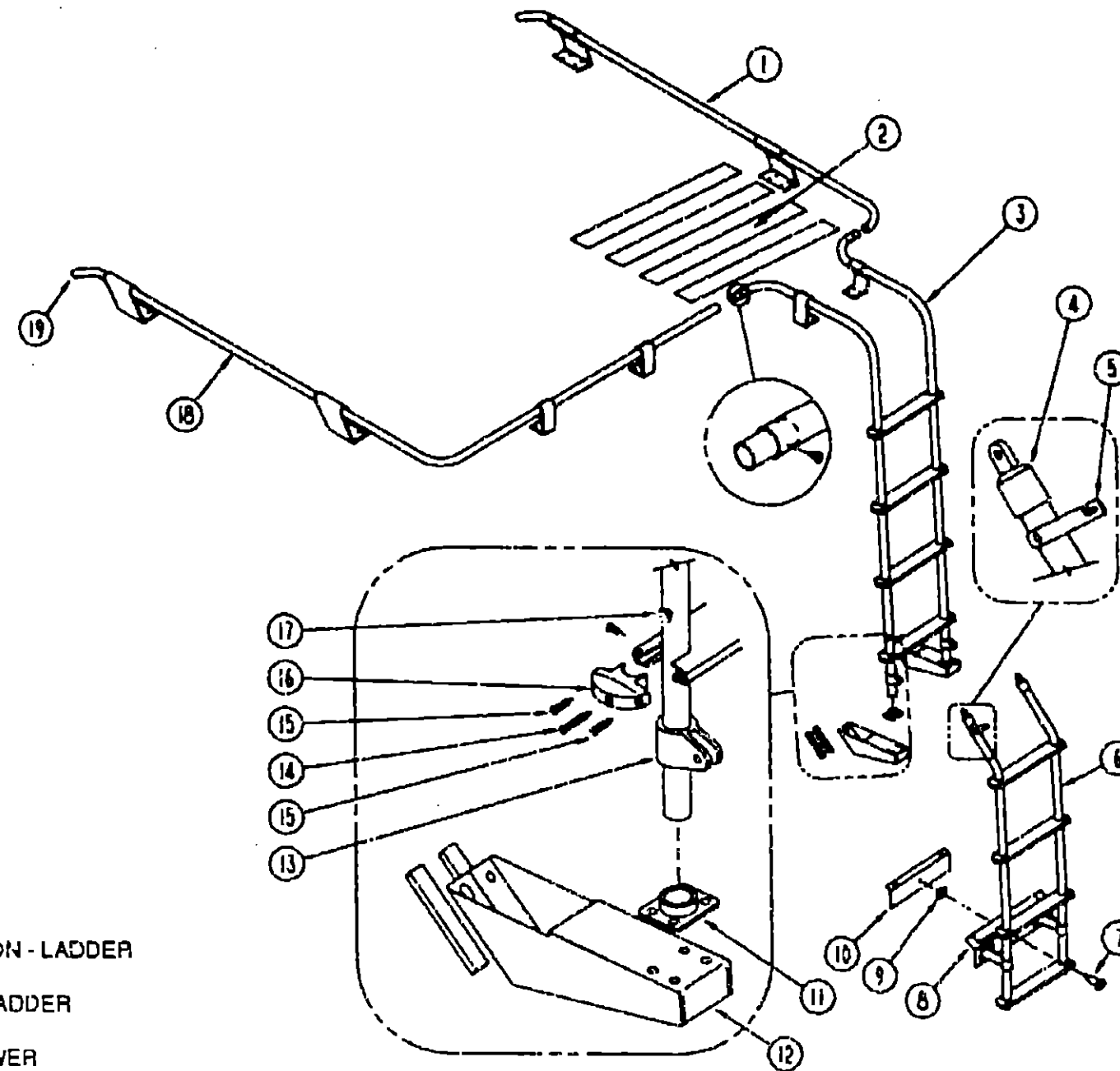
1991 WCN34RQ INDEX

FLOOR PLAN	F-03 - F-04
ACCESSORIES	F-05 - F-14
BATH	F-15 - F-18
BEDROOM	F-19 - F-22
CHASSIS	F-23 - G-10
C C & PAD	G-11 - G-22
DINETTE	G-23 - G-24
DRIVERS	H-01 - H-08
ELECTRICAL	H-09 - H-16
EXTERIOR BODY	H-17 - H-22
GALLEY	H-23 - I-06
HEATING & A/C	I-07 - I-10
INTERIOR FINISH	I-11 - I-14
LABELS	I-15 - I-22
LP	I-23
LOUNGE	I-24 - J-01
SEALANTS & FASTENERS	J-02 - J-04
WATER & SEWAGE	J-05 - J-09
WINDOW, VENT AND EXTERIOR DOOR	J-10 - K-12

ACCESSORIES GROUP (CONTINUED)
LUGGAGE RACK & LADDER

1991 WINNEBAGO
TABLE OF CONTENTS

INTRODUCTION	A-01 -	A-02
ABBREVIATIONS		A-03
ALPHABETICAL INDEX	A-04 -	A-08
WCN25RC	A-07 -	F-02
WCN34RQ	F-03 -	K-12

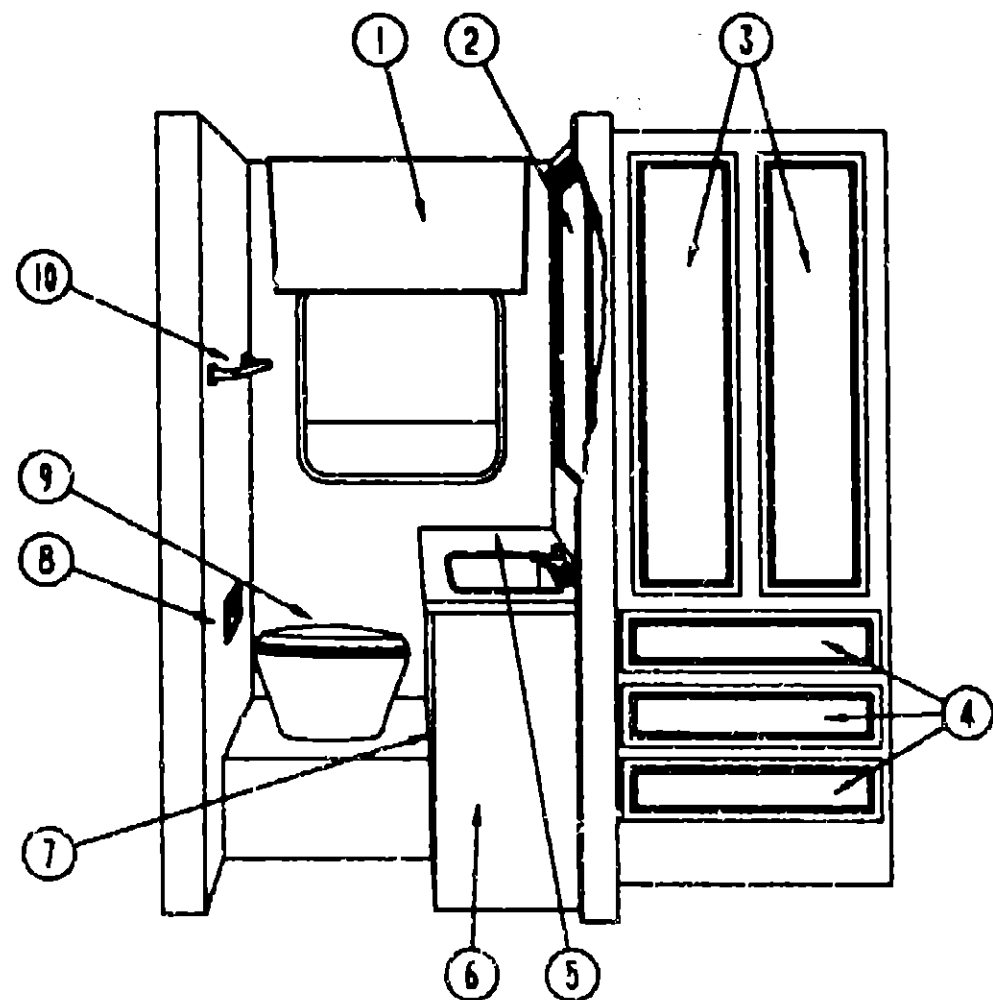


1991 WCN34RQ INDEX

FLOOR PLAN	F-03 -	F-04
ACCESSORIES	F-05 -	F-14
BATH	F-15 -	F-18
BEDROOM	F-19 -	F-22
CHASSIS	F-23 -	G-10
C C & PAD	G-11 -	G-22
DINETTE	G-23 -	G-24
DRIVERS	H-01 -	H-08
ELECTRICAL	H-09 -	H-16
EXTERIOR BODY	H-17 -	H-22
GALLEY	H-23 -	I-06
HEATING & A/C	I-07 -	I-10
INTERIOR FINISH	I-11 -	I-14
LABELS	I-15 -	I-22
LP		I-23
LOUNGE	I-24 -	J-01
SEALANTS & FASTENERS	J-02 -	J-04
WATER & SEWAGE	J-05 -	J-09
WINDOW, VENT AND EXTERIOR DOOR	J-10 -	K-12

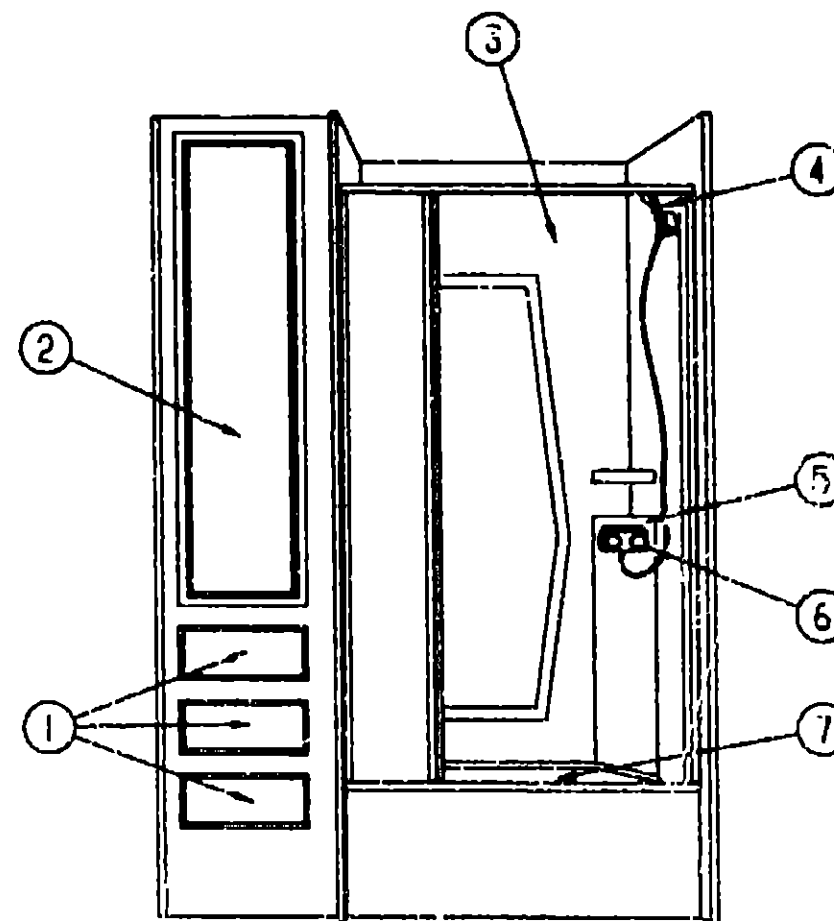
KEY PART NUMBER	U/M	DESCRIPTION
1	EA	RACK-LUGGAGE, PASSENGER
2	EA	TAPE-ANTI SLIP, 2' X 60'
3	EA	LADDER-UPPER
4	EA	CAP-TOP, 1 INCH
5	EA	LATCH-LADDER, LOWER - GRAY
6	EA	LADDER-LOWER
7	EA	PIN-QUICK RELEASE, SINGLE ACTION - LADDER
8	EA	PLATE-BUMPER, LADDER - LOWER
9	EA	SPRING GRIP-INTERNAL TOOTH - LADDER
10	EA	BRACKET-BUMPER PIN
11	EA	MOUNTING BRACKET-LADDER, LOWER
12	EA	FOOTING-LADDER, UPPER
	EA	SHIM-LADDER FOOTING, BRITE
13	EA	SLIDE-TOP, RACK & LADDER - 1"
14	EA	SCREW-10-12 X 2 25 POH BLACK
15	EA	SCREW-SF/DR, 6-20 X 5/8 PPH - BLACK
16	EA	END CAP-STEP, BLACK
17	EA	BUSHING-FLANGE, PLASTIC - WHITE
18	EA	RACK-LUGGAGE, DRIVER
19	EA	PLUG-ROUND, RACK & LADDER ENDS - PLASTIC - 1" DIA.

BATH GROUP



BATH CABINET - PASSENGER SIDE

BATH GROUP (CONTINUED)



BATH CABINET - DRIVER SIDE

**1991 WINNEBAGO
TABLE OF CONTENTS**

INTRODUCTION	A-01 -	A-02
ABBREVIATIONS		A-03
ALPHABETICAL INDEX	A-04 -	A-06
WCN25RC	A-07 -	F-02
WCN34RQ	F-03 -	K-12

1991 WCN34RQ INDEX

FLOOR PLAN	F-03 -	F-04
ACCESSORIES	F-05 -	F-14
BATH	F-15 -	F-18
BEDROOM	F-19 -	F-22
CHASSIS	F-23 -	G-10
CC & PAD	G11 -	G-22
DINETTE	G-23 -	G-24
DRIVERS	H-01 -	H-08
ELECTRICAL	H-09 -	H-16
EXTERIOR BODY	H-17 -	H-22
GALLEY	H-23 -	I-06
HEATING & A/C	I-07 -	I-10
INTERIOR FINISH	I-11 -	I-14
LABELS	I-15 -	I-22
LP		I-23
LOUNGE	I-24 -	J-01
SEALANTS & FASTENERS	J-02 -	J-04
WATER & SEWAGE	J-05 -	J-09
WINDOW, VENT AND EXTERIOR DOOR	J-10 -	K-12

KEY PART NUMBER	U/M DESCRIPTION
1 099683-01-01A	EA CABINET-MEDICINE, JENSEN
093446-06-Y15	EA DOOR ASM. - MIRROR - MEDICINE CABINET - 15.2" X 29.2"
063513-03-000	EA BRACKET-MEDICINE CABINET, FRONT SIDE - BEIGE
063513-04-000	EA BRACKET-MEDICINE CABINET, REAR SIDE - BEIGE
078025-31-W13	EA TRIM-MEDICINE CABINET, 2.5" X 12.7" - WOOD
2 093446-03-Y15	EA MIRROR-FRAMED, 25.7" X 31.8"
3 P00520-15-B07	EA DOOR-CABINET, W/O HARDWARE - 14.1" X 20.9"
4 P00521-06-B07	EA DRAWER-CABINET, W/O HARDWARE - 24.1" X 15"
	FROM: 00-00-00 THRU: 01-06-91
4 P03397-34-B07	EA DRAWER-CABINET, W/O HARDWARE - 24.2" X 20.9"
	FROM: 01-07-91 THRU: 03-31-91
4 P03397-39-B07	EA DRAWER-CABINET, W/O HARDWARE - 24.3" X 19.5"
	FROM: 04-01-91 THRU: 99-99-99
5 096990-11-B07	EA COUNTERTOP-CABINET, LAVATORY
6 M04172-01-B07	EA CABINET-LAVATORY, W/O DOORS OR HARDWARE
7 P00520-17-B07	EA DOOR-CABINET, W/O HARDWARE - 12" X 21.8"
8 085278-01-000	EA HOLDER-PAPER, RECESSED - BRASS
9 064076-01-000	EA TOILET-THETFORD, MODEL 50 - 15.6" X 18.9" X 11.1" - IVORY
10 075453-02-000	EA BAR-TOWEL, 18" BRASS
075454-02-000	EA RING-TOWEL, W/MOUNTING HARDWARE - BRASS
075240-05-000	EA FAUCET-LAVATORY, BRASS
091253-01-000	EA GASKET-FAUCET, LAVATORY
105218-01-01A	EA SPACER-FAUCET, LAVATORY SINK
011048-05-000	EA SHOWER HEAD-W/60" HOSE, W/O VACUUM BREAKER - CANADIAN
075240-06-000	EA FAUCET-LAVATORY, BONE - CANADIAN
075241-05-000	EA FAUCET-SHOWER, BONE - CANADIAN
081211-02-000	EA PLUG-PLASTIC, 3/8" - BLACK - CANADIAN
024576-02-000	EA FLANGE-CLOSET, 4" X 3" - ABS - CANADIAN
010147-02-000	EA FLANGE-CLOSET, 4" X 3" - FPT - CANADIAN

KEY PART NUMBER	U/M DESCRIPTION
1 P00521-03-B07	EA DRAWER-CABINET, W/O HARDWARE - 15.5" X 22.8"
	FROM: 00-00-00 THRU: 01-06-91
1 P03397-32-B07	EA DRAWER-CABINET, W/O HARDWARE - 8.4" X 18.5"
	FROM: 01-07-91 THRU: 99-99-99
2 P00520-15-B07	EA DOOR-CABINET, W/O HARDWARE - 14.1" X 20.9"
041953-03-000	FT CONDUIT-CONVOLUTED SLIT, 1" ID (CLOTHES ROD COVER)
009112-01-000	EA FLANGE-1" ROD, CLOTHES - PLASTIC - OFF WHITE
042438-01-000	EA DOWEL-WOOD, CLOTHES ROD - 1" DIAMETER X 4'
101532-01-01A	EA TOP CAP-SHOWER, 35" X 23" X 9" - PLASTIC - OFF WHITE
3 101530-01-01A	EA SURROUND-SHOWER, 59" X 24" - PLASTIC - OFF WHITE
3 101531-01-01A	EA SURROUND-SHOWER, TWO SIDED -- PLASTIC - OFF WHITE
4 103092-01-000	EA HEAD-SHOWER, W/60" HOSE
5 075606-01-000	EA PANEL-FAUCET BACK, SHOWER - PLASTIC
6 075241-04-000	EA FAUCET-SHOWER, BRASS
7 M02630-16-B07	EA PAN-SHOWER, W/STRAINER
066729-01-000	EA STRAINER-TUB/SHOWER DRAIN
069735-01-000	EA WASHER-STRAINER TO TAILPIECE PLASTIC, 1.5"
069540-01-000	FT SEALER-RIBBON, 1/4" DIAMETER - INCREMENTS OF 20"
093950-01-02A	EA TRIM-THRESHOLD, SHOWER - TAN
091255-01-000	FT SEAL-FOAM, 3.2MM X 4.9MM
057671-01-000	EA COVER-SCREW, #8 - PLASTIC - OFF WHITE

THESE PARTS NOT USED AFTER: 07-16-90

092874-01-01A	EA CADDIE-CORNER, REAR - OFF WHITE
092974-02-01A	EA CADDIE-CORNER, FRONT - OFF WHITE
093069-01-01A	EA MOLDING-BATH TUB, OFF WHITE - 36.2"
093069-02-01A	EA MOLDING-BATH TUB, OFF WHITE - 26.6"

BATH GROUP (CONTINUED)

BATH DOOR & COMPONENTS

KEY PART NUMBER	U/M DESCRIPTION
M92870-01-B07	EA DOOR-CABINET, W/O HARDWARE - 24.4" X 75"
095040-01-01A	EA HEADER-DOOR, BATH - 1.8" X 36.7" - METAL - TAN - WALL MOUNT
093251-01-B07	EA HEADER-BATH, 36.7" X 2.3" - BIFOLD & BATH DOOR - WALL MOUNT
093168-01-01A	EA TRIM-DOOR, BATH - 75.4" - METAL - TAN - HINGE SIDE FROM: 00-00-00 THRU: 02-03-91
093168-03-01A	EA TRIM-DOOR, BATH - 75.4" - METAL - TAN - HINGE SIDE FROM: 02-04-91 THRU: 99-99-99
093169-01-01A	EA TRIM-DOOR, BATH - 75" - TAN
009059-02-000	EA HINGE-2" X 2.7", BRASS
094485-01-01A	EA KNOB-DOOR, POLISHED BRASS
093184-01-01A	EA PLATE-STRIKE, BATH DOOR - TAN
093213-01-000	EA CATCH-ROLLER, NYLON
061604-01-000	EA SLIDE-BOLT, ANTIQUE BRASS
092652-01-000	EA GUIDE WHEEL-DOOR, TOP MOUNT
093212-01-01A	EA BOLT-DOOR, BRASS
101430-01-01A	EA HINGE-2 IN-BRASS .060 IN
102920-01-01A	EA HINGE-SPRING LOADED
100357-01-000	EA BAR-TOWEL, BRASS - W/ENDS BENT FOR BACK OF BATH DOOR
102089-13-B07	EA MOUNT-ROD, RIGHT SIDE - FOR TOWEL RODS - 26" LONG - WOOD
102089-14-B07	EA MOUNT-ROD, LEFT SIDE - FOR TOWEL RODS - 26" LONG - WOOD

BIFOLD DOOR & COMPONENTS

KEY PART NUMBER	U/M DESCRIPTION
M92871-01-B07	EA DOOR-BI-FOLD - W/O HARDWARE - 13.2" X 75.4" EACH
063250-03-B07	EA HEADER-DOOR, BATH - 28.7" - AISLE MOUNT - WOOD
095040-01-01A	EA HEADER-DOOR, BATH - 1.8" X 36.7" - METAL - TAN - WALL MOUNT
093170-03-01A	EA HEADER-DOOR, BATH BIFOLD - 27.8" - TAN - - FRONT AISLE MOUNT
061604-01-000	EA SLIDE-BOLT, ANTIQUE BRASS
092652-01-000	EA GUIDE WHEEL-DOOR, TOP MOUNT
093212-01-01A	EA BOLT-DOOR, BRASS
093281-01-Y12	EA TRIM-OAK, DOOR - 2" X 74.3"
093832-01-01A	EA KNOB-DOOR, BRIGHT BRASS DRIVER SIDE WARDROBE CABINET
009059-01-000	EA HINGE-2" X 1.4", BRASS
009059-02-000	EA HINGE-2" X 2.7", BRASS

SHOWER DOOR & COMPONENTS

KEY PART NUMBER	U/M DESCRIPTION
092574-03-01A	EA DOOR-SHOWER, SOLID W/PNL GOLD
092574-01-700	EA KNOB-SAFETY LATCH
092574-01-701	EA BRACKETS-TOWEL BAR, W/STUDS
092574-01-702	EA TOWEL BAR 30"
092574-01-703	EA PULL-DOOR, GOLD
092574-01-704	EA SCREW-GOLD #6 3/8
092574-01-705	EA MAGNETIC STRIP 56-7/8"
092574-01-706	EA STRIKE JAMB 56-7/8"

BATH GROUP (CONTINUED)

PORCELAIN MARINE TOILET

KEY PART NUMBER	U/M DESCRIPTION
063641-01-000	EA FLANGE-CLOSET, 4" X 3"
085330-01-700	EA RING & COVER-SEAT, SEALAND# 390340217
085330-01-702	EA TUBE-FLUSH, SEALAND# 385315902
085330-01-703	EA RING & HALF CLAMPS ASM-BONE, SEALAND# 385310048
085330-01-704	EA TEFLON & RUBBER SEALS-SEALAND# 385316140
085330-01-705	EA SUPPORT-SEAL, PLASTIC - SEALAND# 390346405
085330-01-706	EA BALL, SHAFT, & CARTRIDGE, SEALAND# 385318162
085330-01-707	EA CARTRIDGE-SPRING, SEALAND# 381236096
085330-01-709	EA VALVE-WATER, SEALAND# 385314349
085330-01-710	EA PLUG-DRAIN, & CAP - W/SEAL - SEALAND# 385316142
085330-01-714	EA SEAL-FLANGE, FLOOR - SEALAND# 390343892
085330-01-716	EA FLANGE-FLOOR, 3" MPT - SEALAND# 390346056
085330-01-717	EA BOLT MOUNTING PACKAGE-SEALAND# 385310064
095330-01-718	EA SEAL-BASE & MOUNTING HARDWARE, SEALAND# 385310063
085330-04-000	EA TOILET-CHINA, SHORTY W/SPRAY
085330-04-700	EA BREAKER-VACUUM, FOR HANDSPRAY - SEALAND# 230325
085330-04-701	EA HAND SPRAY W/HOSE
085330-04-702	EA LEVER-FLUSH, SEALAND# 340825
085330-04-703	EA COVER ASM-PEDAL, SEALAND# 310118
085330-04-704	EA BASE ASM-BONE, SEALAND# 310124
085330-04-705	EA COVER ASM-PEDESTAL, SEALAND# 310109
035330-04-706	EA BREAKER-VACUUM, W/HAND SPRAY - SEALAND# 385319055
085330-04-707	EA SEAT ASM (BONE)

TOILET & COMPONENTS

KEY PART NUMBER	U/M DESCRIPTION
063641-01-000	EA FLANGE-CLOSET, 4" X 3"
064076-01-000	EA TOILET-THETFORD, MODEL 50 - 15.6" X 18.9" X 11.1" - IVORY
039341-02-704	EA SEAT & COVER SET-NEWSTYLE, THETFORD 08855
700011-14-003	EA BREAKER-VACUUM, WHITE - THETFORD 08200
039341-02-703	EA PLUG-HOLE, IVORY - THETFORD 03895-10
039341-01-700	EA MECH-ASM-SH SL & SH GL & GH, THETFORD 15283
039341-02-705	EA MOUNTING PACKAGE-THETFORD 08975
064076-01-701	EA MECHANISM STARLIGHT IVORY, THETFORD 14622
067487-01-701	EA WATER SAVER PACKAGE-THETFORD 08993
067487-01-702	EA CLAMP-THETFORD 03752

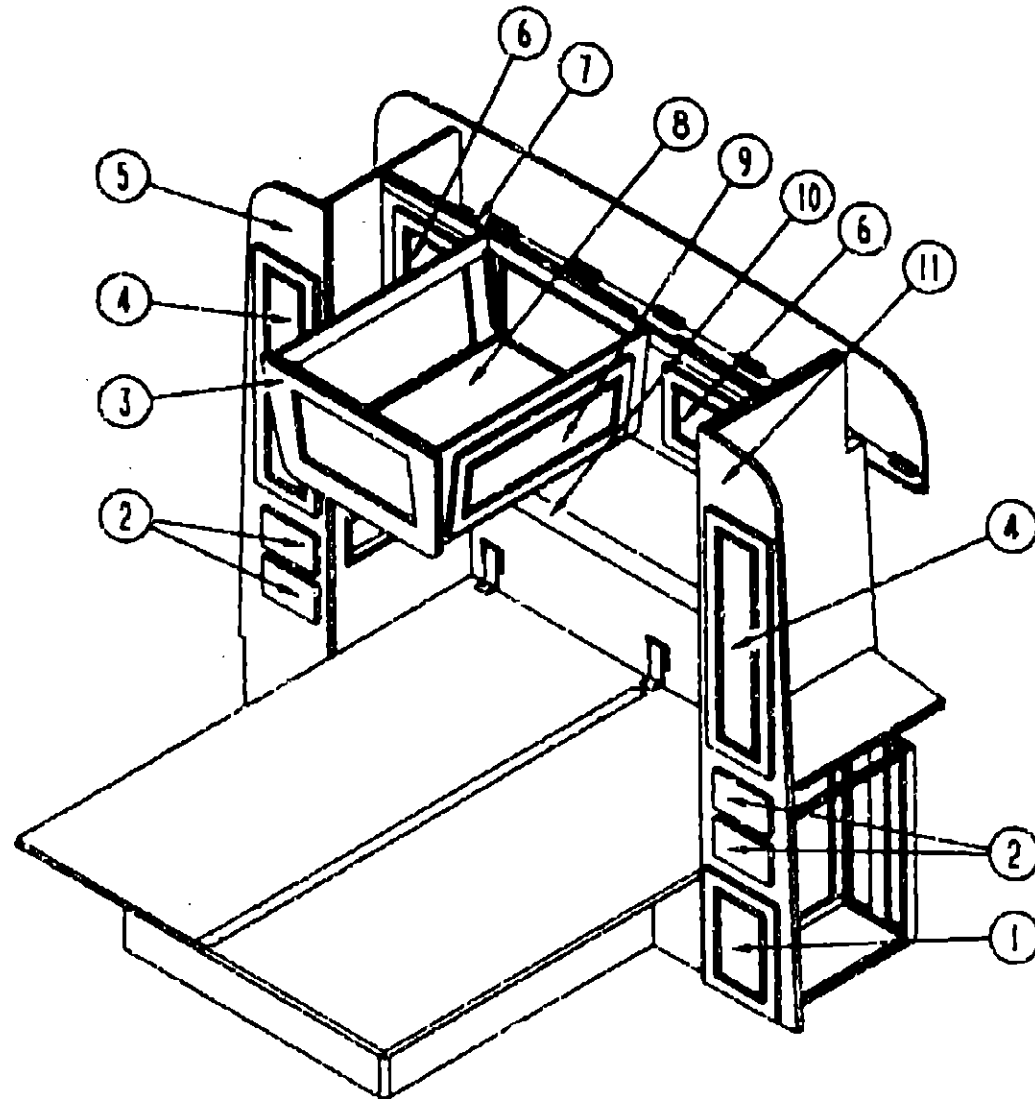
**1991 WINNEBAGO
TABLE OF CONTENTS**

INTRODUCTION	A-01 -	A-02
ABBREVIATIONS		A-03
ALPHABETICAL INDEX	A-04 -	A-08
WCN25RC	A-07 -	F-02
WCN34RQ	F-03 -	K-12

1991 WCN34RQ INDEX

FLOOR PLAN	F-03 -	F-04
ACCESSORIES	F-05 -	F-14
BATH	F-15 -	F-18
BEDROOM	F-19 -	F-22
CHASSIS	F-23 -	G-10
C C & PAD	G-11 -	G-22
DINETTE	G-23 -	G-24
DRIVERS	H-01 -	H-08
ELECTRICAL	H-09 -	H-16
EXTERIOR BODY	H-17 -	H-22
GALLEY	H-23 -	I-06
HEATING & A/C	I-07 -	I-10
INTERIOR FINISH	I-11 -	I-14
LABELS	I-15 -	I-22
LP		I-23
LOUNGE	I-24 -	J-01
SEALANTS & FASTENERS	J-02 -	J-04
WATER & SEWAGE	J-05 -	J-09
WINDOW, VENT AND EXTERIOR DOOR	J-10 -	K-12

BEDROOM GROUP
QUEEN BED CABINETS AND COMPONENTS



KEY PART NUMBER	U/M DESCRIPTION
1 P00520-16-B07	EA DOOR-CABINET, W/O HARDWARE - 11.4" X 16.1"
2 P00521-05-B07	EA DRAWER-CABINET, W/O HARDWARE - 8.5" X 19.5"
	FROM: 00-00-00 THRU: 01-08-91
2 P03397-28-B07	EA DRAWER-CABINET, W/O HARDWARE - 8.4" X 18.5"
	FROM: 01-07-91 THRU: 99-99-99
3 089599-01-B07	EA END CAP-CABINET, OVERHEAD - CENTER ISLAND
058331-18-000	EA MIRROR - SAFETY GLASS 11.25" X 22.4"
4 P00520-14-B07	EA DOOR-CABINET, W/O HARDWARE - 12" X 48"
5 M04163-03-B07	EA CABINET-SHIRT CLOSET, PASSENGER SIDE - W/O DOORS OR HARDWARE
5 M04163-04-B07	EA CABINET-SHIRT CLOSET, PASS SIDE - W/O DOORS OR HARDWARE (RADIO OPT.)
041953-03-000	FT CONDUIT-CONVOLUTED SLIT, 1" ID (CLOTHES ROD COVER)
009112-01-000	EA FLANGE-1" ROD, CLOTHES - PLASTIC - OFF WHITE
042438-01-000	EA DOWEL-WOOD, CLOTHES ROD - 1" DIAMETER X 4'
6 P00520-07-B07	EA DOOR-CABINET, BACKWALL - W/O HARDWARE - 11" X 11"
7 M04156-01-B07	EA CABINET-OVERHEAD, BACKWALL - W/O DOORS OR HARDWARE
092082-02-01A	EA SHELF-CABINET, BACKWALL OVERHEAD
8 M04157-01-B07	EA CABINET-OVERHEAD, BED ISLAND - W/O DOORS OR HARDWARE
9 P00520-06-B07	EA DOOR-CABINET, W/O HARDWARE - 12" X 29.1"
10 092525-01-B07	EA COUNTERTOP-BACKWALL
094791-01-Y12	EA TRIM-CABINET TO BACKWALL COUNTERTOP - 1.5" X 4.25" - WOOD
11 092865-01-B07	EA CABINET-SHIRT CLOSET, DRIVER SIDE - W/O DOORS OR HARDWARE
11 092865-02-B07	EA CABINET-SHIRT CLOSET, DR. SIDE - W/O DOORS OR HARDWARE - CANADIAN
M92734-01-B07	EA CABINET ASM. - QUEEN BED
M03489-01-B07	EA TOP-CABINET, QUEEN BED - PASSENGER SIDE
M03489-02-B07	EA TOP-CABINET, QUEEN BED - DRIVER SIDE

TV STAND

KEY PART NUMBER	U/M DESCRIPTION
084357-01-W13	EA STAND-TV, W/MIRROR
058331-10-000	EA MIRROR-GLASS, SAFETY - 14" X 17"
084356-03-000	EA INSERT-TV STAND TAN
023320-01-000	EA PAD-FELT, 3/8" DIAMETER - BROWN
084412-01-000	EA SUPPORT-HINGED
084451-01-000	EA CATCH-TV SHELF, BRASS
084625-02-000	EA HINGE-ALUMINUM, W/HOLES - 17 2" - TAN
084413-01-000	EA HINGE-CONTINUOUS, ALUMINUM - 1" X 72" - W/HOLES

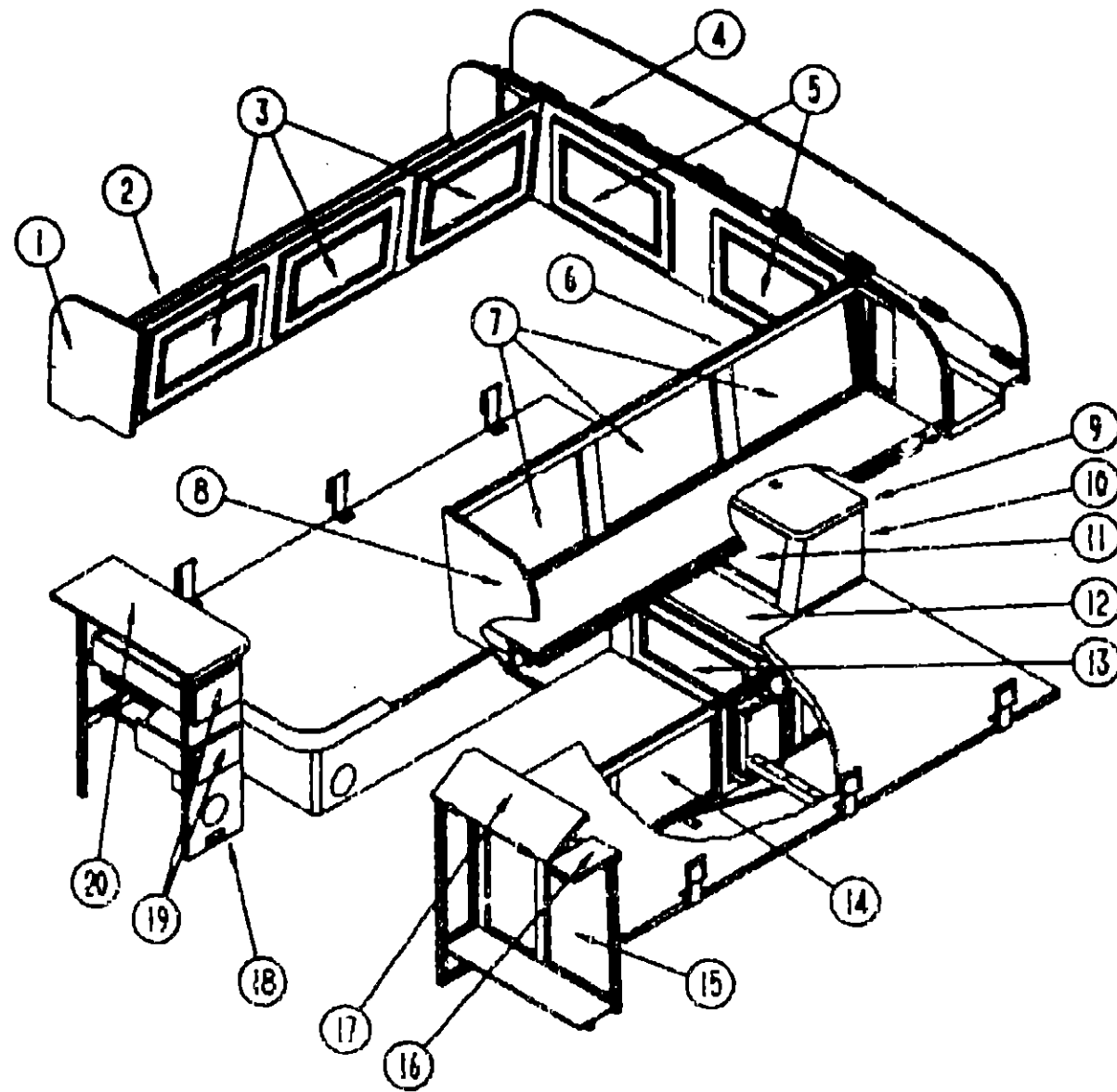
1991 WINNEBAGO
TABLE OF CONTENTS

INTRODUCTION	A-01 - A-02
ABBREVIATIONS	A-03
ALPHARETICAL INDEX	A-04 - A-08
WCN25RC	A-07 - F-02
WCN34RQ	F-03 - K-12

1991 WCN34RQ INDEX

FLOOR PLAN	F-03 - F-04
ACCESSORIES	F-05 - F-14
BATH	F-15 - F-18
BEDROOM	F-19 - F-22
CHASSIS	F-23 - G-10
C C & PAD	G-11 - G-22
DINETTE	G-23 - G-24
DRIVERS	H-01 - H-08
ELECTRICAL	H-09 - H-16
EXTERIOR BODY	H-17 - H-22
GALLEY	H-23 - I-06
HEATING & A/C	I-07 - I-10
INTERIOR FINISH	I-11 - I-14
LABELS	I-15 - I-22
LP	I-23
LOUNGE	I-24 - J-01
SEALANTS & FASTENERS	J-02 - J-04
WATER & SEWAGE	J-05 - J-09
WINDOW, VENT AND EXTERIOR DOOR	J-10 - K-12

BEDROOM GROUP (CONTINUED)
TWIN BEDS CABINETS AND COMPONENTS



KEY PART NUMBER	U/M DESCRIPTION
1 092747-01-B07	EA END CAP-CABINET, OVERHEAD - FRONT
2 M04154-04-B07	EA CABINET-OVERHEAD, PASSENGER SIDE - W/O DOORS OR HARDWARE
3 P00520-01-B07	EA DOOR-CABINET, W/O HARDWARE - 14.4' X 21.9'
4 M04155-02-B07	EA CABINET-OVERHEAD, BACKWALL - W/O DOORS OR HARDWARE
5 P00520-04-B07	EA DOOR-CABINET, W/O HARDWARE - 13.4' X 21.9'
6 M04154-05-B07	EA CABINET-OVERHEAD, DRIVER SIDE - W/O DOORS OR HARDWARE
7 P00520-01-B07	EA DOOR-CABINET, W/O HARDWARE - 14.4' X 21.9'
8 092747-01-B07	EA END CAP-CABINET, OVERHEAD - FRONT
9 096869-12-B07	EA COUNTERTOP-NIGHTSTAND, UPPER
10 096869-01-B07	EA CABINET-NIGHTSTAND, W/O DOORS OR HARDWARE
11 096869-14-AB6	EA DOOR-TAMBOUR, W/O HARDWARE - 11.8' X 15'
12 096869-11-B07	EA COUNTERTOP-NIGHTSTAND, LOWER
13 M82184-29-B07	EA DRAWER-CABINET, W/O HARDWARE - 11' X 21.9'
14 P00520-18-B07	EA DOOR-CABINET, W/O HARDWARE - 12.8' X 17.7'
M93231-01-B07	EA CABINET-TWIN BED, DRIVER SIDE - W/O DOORS OR HARDWARE
M93231-02-B07	EA CABINET-TWIN BED, DRIVER SIDE - W/O DOORS OR HARDWARE - CANADIAN
M03864-01-Y12	EA TOP-CABINET, TWIN BED - DRIVER SIDE
M92683-01-B07	EA CABINET-TWIN BED, PASSENGER SIDE - W/O DOORS OR HARDWARE
M03863-01-Y12	EA TOP-CABINET, TWIN BED - PASSENGER SIDE
15 M92861-01-B07	EA CABINET-CLOTHES HAMPER, W/O HARDWARE OR FLIP-UP TOP
16 092861-11-B07	EA COUNTERTOP-HAMPER, STATIONARY
17 092861-12-B07	EA TOP-HAMPER, FLIP-UP - W/HINGE
18 M92858-01-B07	EA CABINET-NIGHTSTAND, W/O DOORS, HARDWARE OR COUNTERTOP
19 P00521-04-B07	EA DRAWER-CABINET, W/O HARDWARE - 8.4 X 18.5
19 P03397-30-B07	EA DRAWER-CABINET, W/O HARDWARE - 7.9' X 16.9' FROM: 00-00-00 THRU: 01-06-91 FROM: 01-07-91 THRU: 99-99-99
20 092858-11-B07	EA COUNTERTOP-NIGHTSTAND
092525-02-B07	EA COUNTERTOP-BACKWALL
094791-01-Y12	EA TRIM-CABINET TO BACKWALL COUNTERTOP - 1.5' X 4.25' - WOOD PASSENGER SIDE
094791-02-Y12	EA TRIM-CABINET TO BACKWALL COUNTERTOP - 1.5' X 4.25' - WOOD DRIVER SIDE

1991 WINNEBAGO
TABLE OF CONTENTS

INTRODUCTION	A-01 - A-02
ABBREVIATIONS	A-03
ALPHABETICAL INDEX	A-04 - A-06
WCN25RC	A-07 - F-02
WCN34RQ	F-03 - K-12

1991 WCN34RQ INDEX

FLOOR PLAN	F-03 - F-04
ACCESSORIES	F-05 - F-14
BATH	F-15 - F-18
BEDROOM	F-19 - F-22
CHASSIS	F-23 - G-10
C C & PAD	G-11 - G-22
DINETTE	G-23 - G-24
DRIVERS	H-01 - H-08
ELECTRICAL	H-09 - H-16
EXTERIOR BODY	H-17 - H-22
GALLEY	H-23 - I-06
HEATING & A/C	I-07 - I-10
INTERIOR FINISH	I-11 - I-14
LABELS	I-15 - I-22
LP	I-23
LOUNGE	I-24 - J-01
SEALANTS & FASTENERS	J-02 - J-04
WATER & SEWAGE	J-05 - J-09
WINDOW, VENT AND EXTERIOR DOOR	J-10 - K-12

CHASSIS GROUP

FORD CHASSIS COMPONENTS & FORD TIRE & WHEEL

KEY PART NUMBER	U/M DESCRIPTION
080081-01-000	EA STRAP-MOUNTING, FUEL LINE - 2" X 32"
087475-02-000	EA BRACKET-TIE DOWN, BATTERY - 13.5" X 1.3"
090604-04-000	EA TRAY-BATTERY
093393-02-000	EA PANEL-COWL, PASSENGER - STEEL - FORD
093008-01-000	EA PANEL-COWL, DRIVER - STEEL - FORD
051377-01-000	EA STEM-VALVE
083425-02-000	EA TIRE-MICHELIN, LT235 / 85R16 LRE
095953-01-000	EA WHEEL-STEEL, 16"X 6K - EBTZ - 1015 - A - ACCURIDE 28375-12

FORD FUEL NECK & HOSE

KEY PART NUMBER	U/M DESCRIPTION
095604-01-000	EA HOSE-FUEL FILL, FORMED 2" ID
044317-01-000	FT HOSE-FUEL, 3/8 ID
095606-01-000	EA NECK-FUEL FILL, W/CHECK VALVE - L-SHAPED - 18.2" LONG
008753-01-000	FT TUBE-ALUMINIZED STEEL, 5/8" - 18 GAUGE

FORD PARK BRAKE CABLE

KEY PART NUMBER	U/M DESCRIPTION
096351-01-000	EA CABLE-BRAKE, PARK - FORD CHASSIS

CHASSIS GROUP (CONTINUED)

JETRIDE SUSPENSION W/PARK & LEVEL - CHEVY

KEY PART NUMBER	U/M DESCRIPTION
101619-01-000	EA WIRE ASSEMBLY-INSTRUMENT PANEL, AIR RIDE CONTROL
000C12-05-16B	EA BOLT-HEX, 5/16-18 X 1 - ZINC 5
000E13-17-00B	EA WASHER-FLARE, 3/8" AR ZN
007125-11-000	EA CLAMP-MUFFLER, 2.75"
016379-02-000	EA STRAP-HANGER EXTENSION, 2" X 1" - STEEL
071374-03-000	EA FITTING-BULKHEAD, 1/4" X 1/4" MNPT
090436-38-000	EA SPRING-LEAF, 7 SEMI - JET# AR P30-16
090436-05-000	EA VALVE-HEIGHT, PARK/LEVEL - JET# 358-359
090436-06-000	EA CONTROL-PARK/LEVEL, W/WIRING - JET# 340-364
090436-38-000	EA MOUNT-AIRSPRING, UPPER DRIVER - JET# 375
090436-09-000	EA MOUNT-AIRSPRING, UPPER PASSENGER - JET# 376
090436-34-000	EA WIRING-ELECTRONIC, JET #60712
090436-35-000	EA COMPRESSOR-TANK, W/O WIRING - JET# 60703
090436-35-000	EA MOUNT-SPRING, LH - UPPER ELT - CHEVY - JET# 60750
090436-37-000	EA MOUNT-SPRING, RH - UPPER ELT - CHEVY - JET# 60751
090436-10-000	EA MOUNT-SPRING/AXLE, LOWER DRIVER - JET# 373
090436-11-000	EA MOUNT-SPRING/AXLE, LOWER PASSENGER - JET# 374
090436-12-000	EA U-BOLT-FORWARD, STRAIGHT - 7/8" - JET# 351
090436-13-000	EA U-BOLT-REARWARD, BENT - 7/8" - JET# 351-1
090436-14-000	EA BAR-TRACK, W/PIVOT BOLTS & BRACKET - JET# 356-1
090436-16-000	EA BRACKET-BRAKE HOSE/AXLE MOUNT, P-30 CHASSIS - JET# 370
091250-01-000	EA BUSHING-SWAY BAR, 1.25" CUT - HELLWIG# PB 731
091250-02-000	EA BUSHING-SWAY BAR, 1.25" UNCUT - HELLWIG# PB 734
091250-03-000	EA BUSHING-SWAY BAR, 1.75" CUT - HELLWIG# PB 732
093237-04-000	EA LABEL-CIRCUIT BREAKER, FRONT - AIR BAG COMP

JETRIDE SUSPENSION- W/PARK & LEVEL - FORD

KEY PART NUMBER	U/M DESCRIPTION
101619-01-000	EA WIRE ASSEMBLY-INSTRUMENT PANEL, AIR RIDE CONTROL
090436-27-000	EA COMPRESSOR-W/TANK & WIRING, JET# 345-1
090436-07-700	EA COMPRESSOR (ONLY)
090436-18-000	EA MOUNT-AIRSPRING, UPPER DRIVER - JET# 40375
090436-19-000	EA MOUNT-AIRSPRING, UPPER PASSENGER - JET# 40376
090436-20-000	EA MOUNT-SPRING/AXLE, LOWER DRIVER - JET# 40373
090436-21-000	EA MOUNT-SPRING/AXLE, LOWER PASSENGER - JET# 40374
090436-22-000	EA U-BOLT, 1-14 X 4" X 14" - W/NUTS - JET# 40351
090436-23-000	EA SPRING-LEAF, SEMI - FORD - JET# 40351
090436-25-000	EA U-BOLT, 1-14 X 4" X 15" - W/NUTS - JET# 40352
090436-26-000	EA BAR-STABILIZER, REAR - JET# 40358
090436-28-000	EA SHIELD-HEAT, FUEL TANK - JET# 40360
090436-29-000	EA BRACKET-BRAKE HOSE/FRAME, JET# 40362
090436-30-000	EA BRACKET-BRAKE HOSE/CALIPER, JET# 40364
090436-31-000	EA BAR-TRACK, W/BOLTS & BRACKETS - JET# 40356
090436-32-000	EA CONTROL-PARK/LEVEL, ELECTRIC - JET #60778
090436-34-000	EA WIRING-ELECTRONIC, JET #60712
090436-35-000	EA COMPRESSOR-TANK, W/O WIRING - JET# 60703
096753-02-000	EA PIPE-EXHAUST, FORD - 8 5/8" X 14.8" -
100572-01-000	EA PIPE-EXHAUST, OFFSET - 15 2" LONG - 2 5/8" ID - FORD
100593-01-000	EA PIPE-EXHAUST, EXTENSION - FORD
100600-01-000	EA PIPE-EXHAUST, REAR - 42" LONG - FORD
100601-01-000	EA PIPE-EXHAUST, FRONT - 40.7" LONG - FORD
090436-32-000	EA CONTROL-PARK/LEVEL, ELECTRIC - JET #60778

1991 WINNEBAGO TABLE OF CONTENTS

INTRODUCTION	A-01 - A-02
ABBREVIATIONS	A-03
ALPHABETICAL INDEX	A-04 - A-06
WCN25RC	A-07 - F-02
WCN34RQ	F-03 - K-12

1991 WCN34RQ INDEX

FLOOR PLAN	F-03 - F-04
ACCESSORIES	F-05 - F-14
BATH	F-15 - F-18
BEDROOM	F-19 - F-22
CHASSIS	F-23 - G-10
C C & PAD	G-11 - G-22
DINETTE	G-23 - G-24
DRIVERS	H-01 - H-08
ELECTRICAL	H-09 - H-16
EXTERIOR BODY	H-17 - H-22
GALLEY	H-23 - I-06
HEATING & A/C	I-07 - I-10
INTERIOR FINISH	I-11 - I-14
LABELS	I-15 - I-22
LP	I-23
LOUNGE	J-24 - J-01
SEALANTS & FASTENERS	J-02 - J-04
WATER & SEWAGE	J-05 - J-09
WINDOW, VENT AND EXTERIOR DOOR	J-10 - K-12

CHASSIS GROUP (CONTINUED)

STABILIZER SHOCKS - (FRONT ONLY)

KEY PART NUMBER U/M DESCRIPTION
079342-01-000 EA SHOCK ABSORBER-STABILIZER, FRONT - 4-WAY

HYDRAULIC LEVELING JACKS - CHEVY

KEY PART NUMBER U/M DESCRIPTION
100532-01-000 EA LEVELING SYSTEM-HYDRAULIC, HWH# AP7371
100532-01-700 EA VALVE-MANUAL LEVEL W/DELUXE - HWH#RAP4973
100533-04-000 EA BRACKETS-FRONT LEVELING JACK, HWH# AP7392
100534-05-000 EA BRACKETS-REAR LEVELING JACKS, HWH# AP6656
100535-02-000 EA BRACKET-PUMP, LEVELING JACK HWH P6282
100536-02-000 EA HOSE KIT-LEVELING JACKS, HWH# AP7374
096009 01-000 EA SPACER-PEDESTAL, DRIVER

HYDRAULIC LEVELING JACKS - FORD

KEY PART NUMBER U/M DESCRIPTION
100532-01-000 EA LEVELING SYSTEM-HYDRAULIC, HWH# AP7371
100532-01-700 EA VALVE-MANUAL LEVEL W/DELUXE - HWH#RAP4973
096009 01-000 EA SPACER-PEDESTAL, DRIVER
100533-02-000 EA BRACKETS-FRONT LEVELING JACK, HWH# AP7390
100534-06-000 EA BRACKETS-REAR LEVELING JACKS, HWH# AP6957
100535-02-000 EA BRACKET-PUMP, LEVELING JACK, HWH P6282
100536-02-000 EA HOSE KIT-LEVELING JACKS, HWH# AP7374

MANUAL LEVELING JACKS (FORD AND CHEVY)

KEY PART NUMBER U/M DESCRIPTION
099025-01-000 EA STABILIZER-JACK, PASSENGER
099025-02-000 EA STABILIZER-JACK, DRIVER
099116-01-000 EA BRACKET-STABILIZER JACK, W/2 SQUARE TUBES
099641-02-000 EA BRACKET-JACK, REAR
099642-01-000 EA BRACKET-JACK, W/ANGLE BRACE
099642-02-000 EA BRACKET-JACK, FRONT

PARK BRAKE LEVER & CABLE (CHEVY)

KEY PART NUMBER U/M DESCRIPTION
093631-01-000 EA LEVER-PARK BRAKE, FOOT OPERATED
CHEVY PROVIDED AUTOMATIC PARK BRAKE AFTER 5-13-90
093074-01-000 EA CABLE-PARK BRAKE, FOOT OPERATED
096770-02-000 EA SUPPORT-STEERING COLUMN
093008-01-000 EA PANEL-COWL, DRIVER - STEEL - CHEVY
093393-01-000 EA PANEL-COWL, PASSENGER - STEEL - CHEVY

RADIATOR OVERFLOW COMPONENTS

KEY PART NUMBER U/M DESCRIPTION
099100-01-000 EA CAP-BOTTLE, OVERFLOW - GM 14054390
096630-01-000 EA BOTTLE-OVERFLOW, RADIATOR - GM 14042454
076310-01-000 EA BAFFLE-RADIATOR, 12" X 15" X 62" - RUBBER
079059-02-000 EA HOSE-90 DEGREE, 61"ID X 4" X 6"

CHASSIS GROUP (CONTINUED)

SPEED CONTROL

KEY PART NUMBER U/M DESCRIPTION
094369-03-000 EA SPEED CONTROL-SMART STICK, E/FI - GAS - DANA# 59L-111298
FROM: 00-00-00 THRU: 04-04-91

094369-01-702 EA REGULATOR ASM-ELECTRONIC, DANA# 57C-08X12-R
094369-01-706 EA SERVO-DANA# 53D-11116-R
069629-01-704 EA SIGNAL GENERATOR ASM, DANA# 59L-08X221P
083212-04-701 EA MAIN WIRING HARNESS, DANA# 59D-0257 0
094369-01-701 EA SWITCH & LEVER ASM, DANA# 58D-11118-F
094369-01-704 EA HEADLIGHT DIMMER MODULE ASM-DANA# 63C-00001
059778-01-710 EA TESTER CRUISE CONT.W/HARNESS, DANA# 59L-09X33-B
069629-01-706 EA SIGNAL GENERATOR ONLY, DANA# 59D-02392-1
083212-01-705 EA RELEASE VALVE ONLY, DANA# 59C-02297
079972-01-707 EA EXTENSION HARNESS ASM-SIGNAL GENERATOR, DANA# 59C-2378-1
094369-01-705 EA VACUUM RESERVOIR-DANA# 59C-02249
083212-01-704 EA STOP LAMP/CRUISE RELEASE SWITCH, DANA# 59C-02543
083211-01-703 EA SERVO CABLE ASM ONLY, DANA# 59C-02538
091900-01-702 EA WIPER CONTROL MODULE-DANA# 66C-00061
102362-01-000 EA SPEED CONTROL-1991 CHEVY, DANA 59L-111010B

FROM: 04-05-91 THRU: 99-99-99
USED ON 1991 CHASSIS WITH IGNITION SWITCH ON STEERING COLUMN, IF SWITCH IS ON DASH USE 094369-03-000

094359-01-705 EA SERVO-DANA# 53D-11116-R
102362-01-700 EA CABLE ONLY-REPLACEMENT
102362-01-707 EA CONTROL SWITCH & LEVER ASM
102362-01-701 EA REGULATOR ASM-ELECTRONIC
102362-01-702 EA WIPER CONTROL MODULE
094369-01-705 EA VACUUM RESERVOIR-DANA# 59C-02249
102362-01-704 EA HARNESS ASM-MAIN WIRING
101570-01-000 EA GEAR-DRIVEN, SPEEDOMETER - GREEN - GM #1362049
102362-01-703 EA HARNESS ASM-PIVOT SW. TO WPR
094263-01-704 EA HOUSING-4 PIN, SPEED CONTROL - TOYOTA - DANA 59C-02291
102362-01-705 EA THROTTLE RETAINER CLIP
102362-01-706 EA THROTTLE STUD

ELECTRIC ENTRY STEP

KEY PART NUMBER U/M DESCRIPTION
094707-01-01A EA STEP-DOUBLE, ENTRANCE - ELECTRIC - KWIKEE #3218
094708-02-708 EA MOTOR REPLACEMENT KIT - KWIKEE 9570
094707-01-700 EA CONTROL UNIT, KWIKEE 8310
088746-01-702 EA GEAR-ALL MODELS, KWIKEE 9J38
088746-01-703 EA BRACKET,MOTOR BEARING, KWIKEE 7040
091201-01-700 EA LINKAGE ASM - KWIKEE 8289
094707-01-702 EA FRAME-DOUBLE STEP - KWIKEE 8285W
088746-01-708 EA PIN-HAIR, KWIKEE 9018
088746-01-705 EA LIGHT-UNDER STEP, KWIKEE 9004
083746 01-706 EA SWITCH-KILL, KWIKEE 9016
094707-01-701 EA SWITCH-DOOR JAMB, PLASTIC - KWIKEE - 9316
• 094707-02-705 EA CONTROL UNIT, (ORANGE) - KWIKEE 9513
• 088746-01-705 EA LIGHT-UNDER STEP, KWIKEE 9004
• 088746-01-708 EA SWITCH-KILL, KWIKEE 9016
• 094707-01-701 EA SWITCH-DOOR JAMB, PLASTIC - KWIKEE 9316
• 094707-01-702 EA FRAME-DOUBLE STEP, KWIKEE 8285W
• 094707-01-703 EA GEAR BOX ASM, FOR SINGLE & DOUBLE STEP - KWIKEE 5210
• 094707-02-700 EA MOTOR REPLACEMENT KIT - MODELS 32 & 28 - KWIKEE 9520
• 094707-02-701 EA LINKAGE ASM; - MODEL 32 - KWIKEE 9523
• 094707-02-702 EA GEAR KIT - KWIKEE 9525
• 094707-02-703 EA PARTS KIT, (BEARINGS & PINS) - KWIKEE 9530
• 094707-02-704 EA CONNECTOR KIT-MOTOR, KWIKEE 9537
• 100312-01-000 EA SWITCH-DOOR JAMB, ELECTRIC ENTRY STEP
• 075723-02-000 EA SPACER-SWITCH, W/HOLE - 9" X 2" - METAL - OFF WHITE
• THESE PARTS WERE USED FOR COACHES BUILT FROM: 03-16-91 ON.

1991 WINNEBAGO TABLE OF CONTENTS

INTRODUCTION	A-01 -	A-02
ABBREVIATIONS		A-03
ALPHABETICAL INDEX	A-04 -	A-08
WCN25RC	A-07 -	F-02
WCN34RQ	F-03 -	K-12

1991 WCN34RQ INDEX

FLOOR PLAN	F-03 -	F-04
ACCESSORIES	F-05 -	F-14
BATH	F-15 -	F-18
BEDROOM	F-19 -	F-22
CHASSIS	F-23 -	G-10
C C & PAD	G-11 -	G-22
DINETTE	G-23 -	G-24
DRIVERS	H-01 -	H-08
ELECTRICAL	H-09 -	H-16
EXTERIOR BODY	H-17 -	H-22
GALLEY	H-23 -	I-06
HEATING & A/C	I-07 -	I-10
INTERIOR FINISH	I-11 -	I-14
LABELS	I-15 -	I-22
LP		I-23
LOUNGE	I-24 -	J-01
SEALANTS & FASTENERS	J-02 -	J-04
WATER & SEWAGE	J-05 -	J-09
WINDOW, VENT AND EXTERIOR DOOR	J-10 -	K-12

CHASSIS GROUP (CONTINUED)

FUEL FILL COMPONENTS - CHEVY

KEY PART NUMBER	U/M DESCRIPTION
072447-04-000	EA SHROUD-FUEL FILL, UPPER
083578-01-000	EA BOOT-FUEL FILL
084235-01-000	EA SUPPORT-FLANGE, FUEL FILL BOOT
086254-01-000	EA RETAINER-SENDER, FUEL
086255-01-000	EA GASKET-SENDER, FUEL
086483-02-000	EA STRAP-FUEL TANK, STEEL
098804-01-000	EA PIPE-VENT, FILL - 12" LONG
098805-01-000	EA PIPE-FUEL, FILL - 11.4" LONG
079630-01-000	EA GROMMET-SEAL, VALVE - FUEL - FORD# E1FZ-9B076-B
007063-01-000	FT HOSE-GAS 1/4"ID X 1/2"OD
040731-01-000	EA NIPPLE-INLET MANIFOLD, GM 3838094
062401-03-000	EA CLAMP-HOSE WORMGEAR, 22° - 1"
062401-05-000	EA CLAMP-HOSE, WORMGEAR 2° - 3"
067797-01-000	FT SPACER-STRAP, W/FOAM ADHESIVE - .31" X 1.5" - NEOPRENE
076785-02-000	EA ELBOW-BRASS, 90 DEGREE - 3/4" FF-T X 3/4" MP-T
088753-01-000	FT TUBE-ALUMINIZED STEEL, 5/8" - 18 GAUGE

TIRE - CHEVY

KEY PART NUMBER	U/M DESCRIPTION
007324-04-000	EA TIRE-8R19.5 LRD, MICHELIN XZA
051377-01-000	EA STEM-VALVE
M04019-01-000	EA WHEELWELL-BRIDGE, E-COATED

DRIVESHAFT

KEY PART NUMBER	U/M DESCRIPTION
075302-13-000	EA DRIVESHAFT-YOKE/YOKE
094554-01-000	EA SUPPORT ASM-BEARING
074833-04-000	EA SPACER-BEARING, DRIVESHAFT - 8" X 2" - STEEL

MUDFLAP & LUG WRENCH

KEY PART NUMBER	U/M DESCRIPTION
020167-03-000	EA DIRT GUARD-STEEL, FOR MUDFLAP
017516-01-000	EA FLAP-MUD, BLACK
080208-01-000	EA LUG WRENCH, 1.06X1.00
030208-02-000	EA LEVERAGE BAR-LUG WRENCH

ENTRY STEP BOX

KEY PART NUMBER	U/M DESCRIPTION
088412-04-000	EA TRIM-STEPBOX, ENTRY DOOR - BEIGE
077309-02-000	EA TRIM-STEPWELL, ENTRY DOOR
092893-02-01A	EA LINER-STEP BOX, ENTRANCE DOOR - 5" - BLACK
M92055-01-000	EA ACCESS PNL-STEP BOX W/HINGE
088254-01-000	EA CATCH-MAGNETIC, 1.8" X .7"
009063-01-000	EA HINGE-CONTINUOUS, 1 1/2" X 72"
096645-01-000	EA PULL-CABINET, BRASS - RIBBON

CHASSIS GROUP (CONTINUED)

CANADIAN COMPONENTS

KEY PART NUMBER	U/M DESCRIPTION
007131-01-000	EA HANGER-TAILPIPE
079059-02-000	EA HOSE-90 DEGREE, .61"ID X 4" X 6"
088753-01-000	FT TUBE-ALUMINIZED STEEL, 5/8" - 18 GAUGE
100138-01-000	EA MODULE-DAYTIME RUNNING LIGHT
100158-01-000	EA WIRE ASM-DAYTIME RUNNING LIGHTS
100159-01-000	EA WIRE ASM-DAYTIME RUNNING LIGHTS, W/FUSE
100138-01-000	EA MODULE-DAYTIME RUNNING LIGHT

MISCELLANEOUS CHASSIS COMPONENTS

KEY PART NUMBER	U/M DESCRIPTION
015365-01-000	EA PIN-TIRE CARRIER, CADMIUM PLATED
075466-01-000	EA UNION-INVERTED FL TUBE, 1/4"
075487-01-000	EA NUT-INVERTED FLARE, 1/4"
038497-02-000	EA NUT-INVERTED FLARE, 1/4"
084884-01-000	EA PLUG-BRASS, 3/8"
000C12-05-16B	EA BOLT-HEX, 5/16-18 X 1 - ZINC 5
000D39-05-00B	EA NUT-HEX, SER FLG LK - 5/16 - 18 ZN
062401-07-000	EA CLAMP-HOSE, WORMGEAR 5° - 7°
088244-01-000	FT TAPE-FOAM, VINYL COATED - 2" WIDE - INCREMENTS OF 108 FT
000D39-05-00B	EA NUT-HEX, SER FLG LK - 5/16 - 18 ZN
051387-06-000	EA BOLT-CARRIAGE, W/O HOLE - 5/16-18 X 9.5 ZN
102330-01-01A	EA BOLT-CARRIAGE, 7/16 - 14 - STAINLESS STEEL CAP- BEIGE
000E13-17-00B	EA WASHER-FL-3/8 AR ZN
071015-09-000	EA GROMMET-1.75"ID, FITS .06" MATERIAL, RUBBER
000D39-05-00B	EA NUT-HEX, SER FLG LK - 5/16 - 18 ZN
000D39-05-00B	EA NUT-HEX, SER FLG LK - 5/16 - 18 ZN
000C12-10-24B	EA BOLT-HEX, 5/8-11 X 1 1/2 ZN - 5
079942-01-000	EA SHOCK ABSORBER-STABILIZER, FRONT - 4-WAY
098342-01-000	EA WYE-CONNECTOR, 2.5" - FLEX HOSE

BATTERY COMPARTMENT COMPONENTS

KEY PART NUMBER	U/M DESCRIPTION
090604-03-000	EA TRAY-BATTERY, AUTO - ENGINE COMPARTMENT
093895-01-000	EA TRAY-BATTERY, W/GUIDE & LATCH STRIKE - HOUSE BATTERY
077479-01-000	EA BOOT-BATTERY TERM, DBL CABLE
077479-02-000	EA BOOT-BATTERY TERMINAL, SINGLE CABLE
051697-01-000	EA BRACKET-BATTERY, TIE DOWN
051387-06-000	EA BOLT-CARRIAGE, W/O HOLE - 5/16-18 X 9.5 ZN
086233-01-000	EA STUD-ISOLATED, 3/8" X 7/8" LONG
074994-01-000	EA GUIDE-TRACK, BATTERY TRAY
093718-01-000	EA PLATE-STRIKE, BATTERY/STORAGE COMPARTMENT

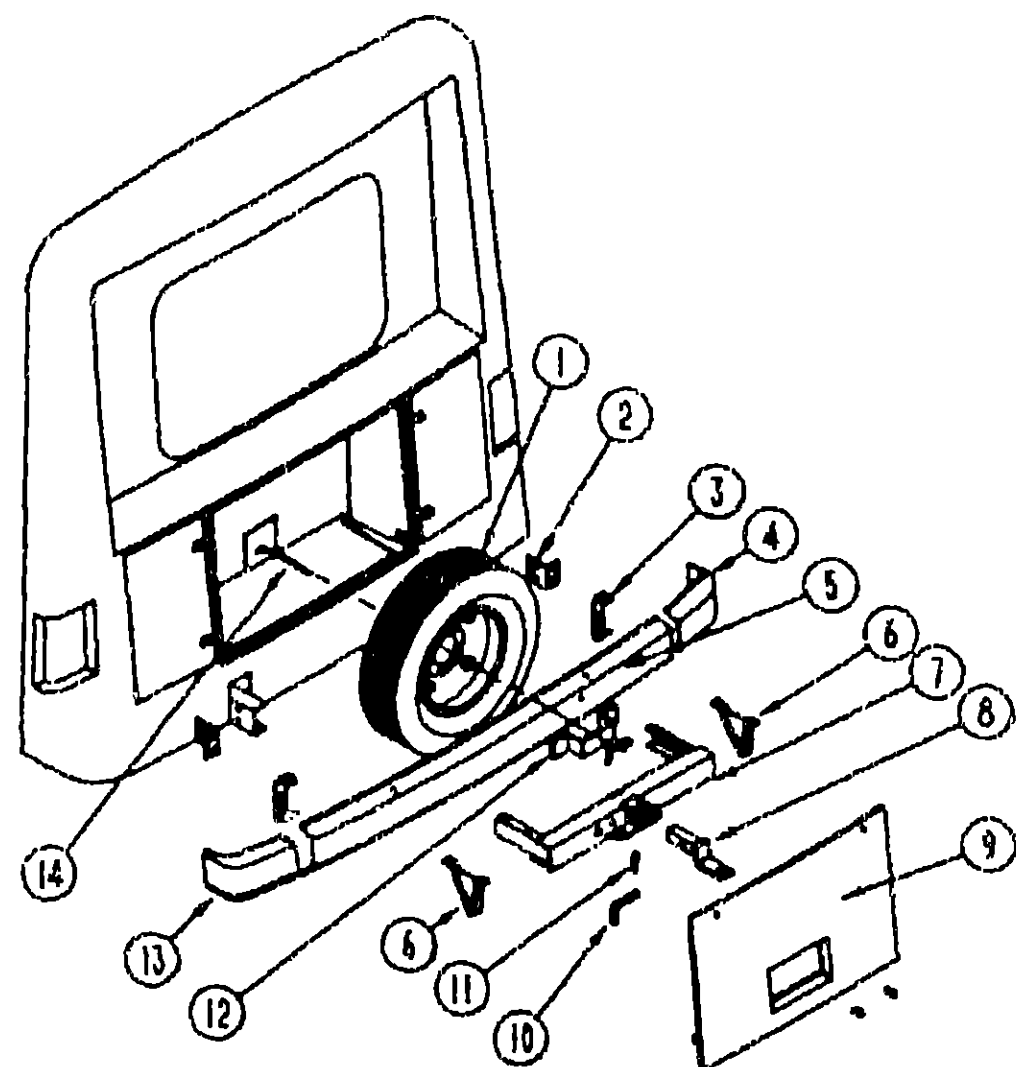
1991 WINNERAGO TABLE OF CONTENTS

INTRODUCTION	A-01	A-02
ABBREVIATIONS		A-03
ALPHABETICAL INDEX	A-04	A-08
WCN25RC	A-07	F-02
WCN34RC	F-03	K-12

1991 WCN34RC INDEX

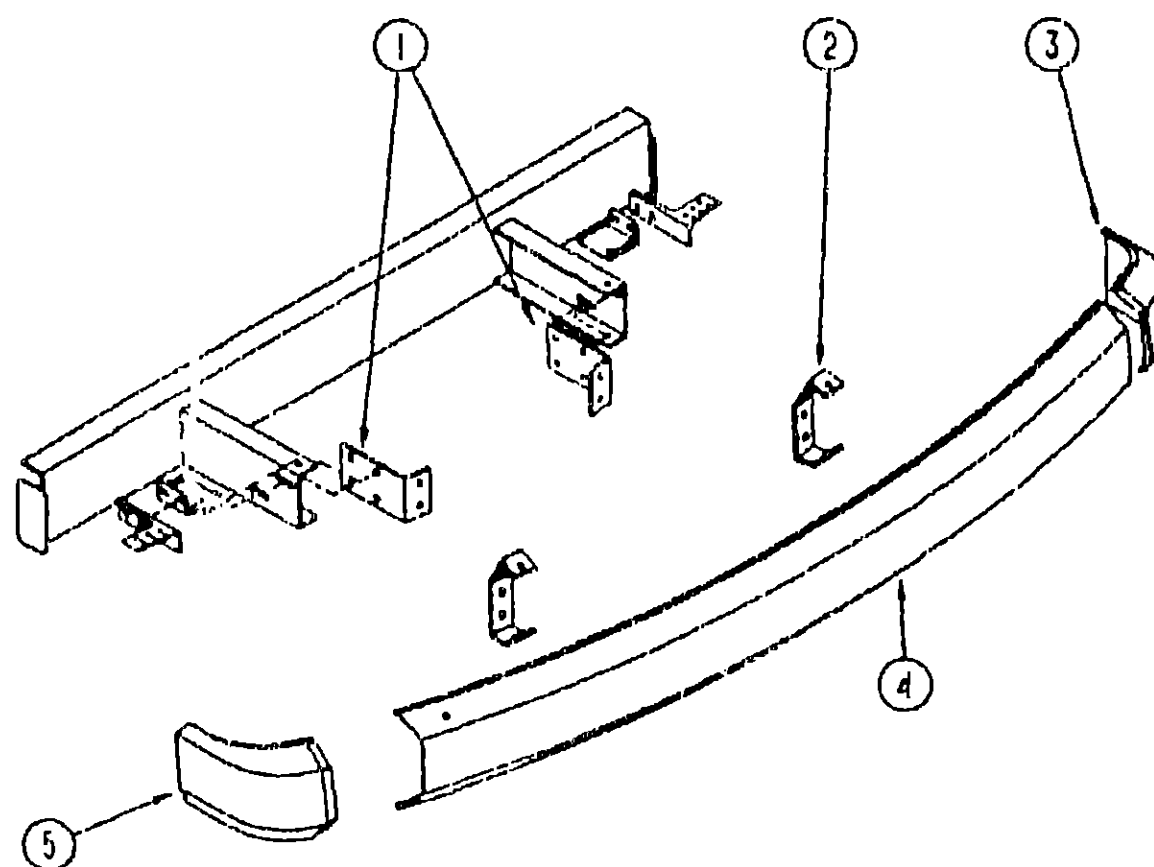
FLOOR PLAN	F-03	F-04
ACCESSORIES	F-05	F-14
BATH	F-15	F-18
BEDROOM	F-19	F-22
CHASSIS	F-23	G-10
C C & PAD	G11	G-22
DINETTE	G-23	G-24
DRIVERS	H-01	H-08
ELECTRICAL	H-09	H-16
EXTERIOR BODY	H-17	H-22
GALLEY	H-23	I-06
HEATING & A/C	I-07	I-10
INTERIOR FINISH	I-11	I-14
LABELS	I-15	I-22
LP		I-23
LOUNGE	I-24	J-01
SEALANTS & FASTENERS	J-02	J-04
WATER & SEWAGE	J-05	J-09
WINDOW, VENT AND EXTERIOR DOOR	J-10	K-12

CHASSIS GROUP (CONTINUED)



REAR BUMPER, TRAILER HITCH & COMPARTMENT

CHASSIS GROUP (CONTINUED)



FRONT BUMPER & END CAP

**1991 WINNEBAGO
TABLE OF CONTENTS**

INTRODUCTION	A-01 -	A-02
ABBREVIATIONS		A-03
ALPHABETICAL INDEX	A-04 -	A-06
WCN25RC	A-07 -	F-02
WCN34HQ	F-03 -	K-12

1991 WCN34RQ INDEX

FLOOR PLAN	F-03 -	F-04
ACCESSORIES	F-05 -	F-14
BATH	F-15 -	F-18
BEDROOM	F-19 -	F-22
CHASSIS	F-23 -	G-10
C C & PAD	G-11 -	G-22
DINETTE	G-23 -	G-24
DRIVERS	H-01 -	H-08
ELECTRICAL	H-09 -	H-16
EXTERIOR BODY	H-17 -	H-22
GALLEY	H-23 -	I-06
HEATING & A/C	I-07 -	I-10
INTERIOR FINISH	I-11 -	I-14
LABELS	I-15 -	I-22
LP		I-23
LOUNGE	I-24 -	J-01
SEALANTS & FASTENERS	J-02 -	J-04
WATER & SEWAGE	J-05 -	J-09
WINDOW, VENT AND EXTERIOR DOOR	J-10 -	K-12

KEY PART NUMBER

1	093514-01-000
2	077852-01-000
3	091840-02-01A
4	091994-01-01A
5	091840-01-01A
	005200-01-000

U/M DESCRIPTION

EA	SUPPORT-BUMPER, FRONT - L ANGLE - 4" X 7"
EA	BRACKET-BUMPER, FRONT - 2 PER COACH - BENT 2" X 8"
EA	CAP-BUMPER END, FRONT DRIVER - PLASTIC - BEIGE
EA	BUMPER-FRONT, UNFINISHED
EA	CAP-BUMPER END, FRONT PASSENGER - PLASTIC - BEIGE
EA	BOLT-BUMPER, ROUND HEAD-SQUARE NECK- W/SST CAP 7/16-14 X 1 1/4

COMPARTMENTS AND PROP RODS

KEY PART NUMBER

	092264-06-000
	092252-01-000
	093834-04-000
	093834-07-000
	102600-01-000
	092644-02-Y12
	092469-01-000
	092639-01-000
	093061-01-02A
	079368-01-000
	081113-01-000
	089329-01-000
	008386-01-000
	094375-02-000
	094387-02-000
	093305-01-01A
	M03636-04-000

U/M DESCRIPTION

EA	COMPARTMENT, STORAGE/FURNACE - 45.9" X 24.3" - GALVANIZED
EA	SPARE TIRE - COMPARTMENT
EA	COMPARTMENT-TANK, HOLDING - 63" X 27.8" - GALVANIZED FROM: 00-00-00 THRU: 10-21-90
EA	COMPARTMENT-TANK, HOLDING - 63" X 27.8" - GALVANIZED FROM: 10-22-90 THRU: 99-99-99
EA	HATCH-COMPARTMENT, SEWER HOSE - STEEL
EA	PROP ROD-COMPARTMENT DOOR, W/SPRING & BRACKET
EA	SPRING-#020-050 COMP
EA	BRACKET-DOOR PROP
EA	STRIKER-DOOR, LUGGAGE, BLACK
FT	SEAL-ACCESS DOOR
EA	BUSHING-FLANGE, PLASTIC - WHITE
EA	CLIP-SPRING, 3/8"
EA	GROMMET-SNAP, 3/8"
EA	ROD-PROP, GENERATOR DOOR
EA	STRIKER-DOOR, GENERATOR
FT	TRIM-EDGE, C-TYPE - WIRE CARRIER - .35" X 24" - VINYL
EA	TRAY-COMPARTMENT, W/O HATCH - 63" FROM: 00-00-00 THRU: 10-21-91
EA	TRAY-COMPARTMENT, W/O HATCH - 63" FROM: 10-22-91 THRU: 99-99-99
FT	SEAL-ADHESIVE BACKED FOAM, 1.5" X .18"
EA	ROD-PROP, HOLDING TANK DOOR
EA	PLATE-STRIKE, BATTERY/STORAGE COMPARTMENT

M03636-07-000

	091255-02-000
	094375-01-000
	093718-01-000

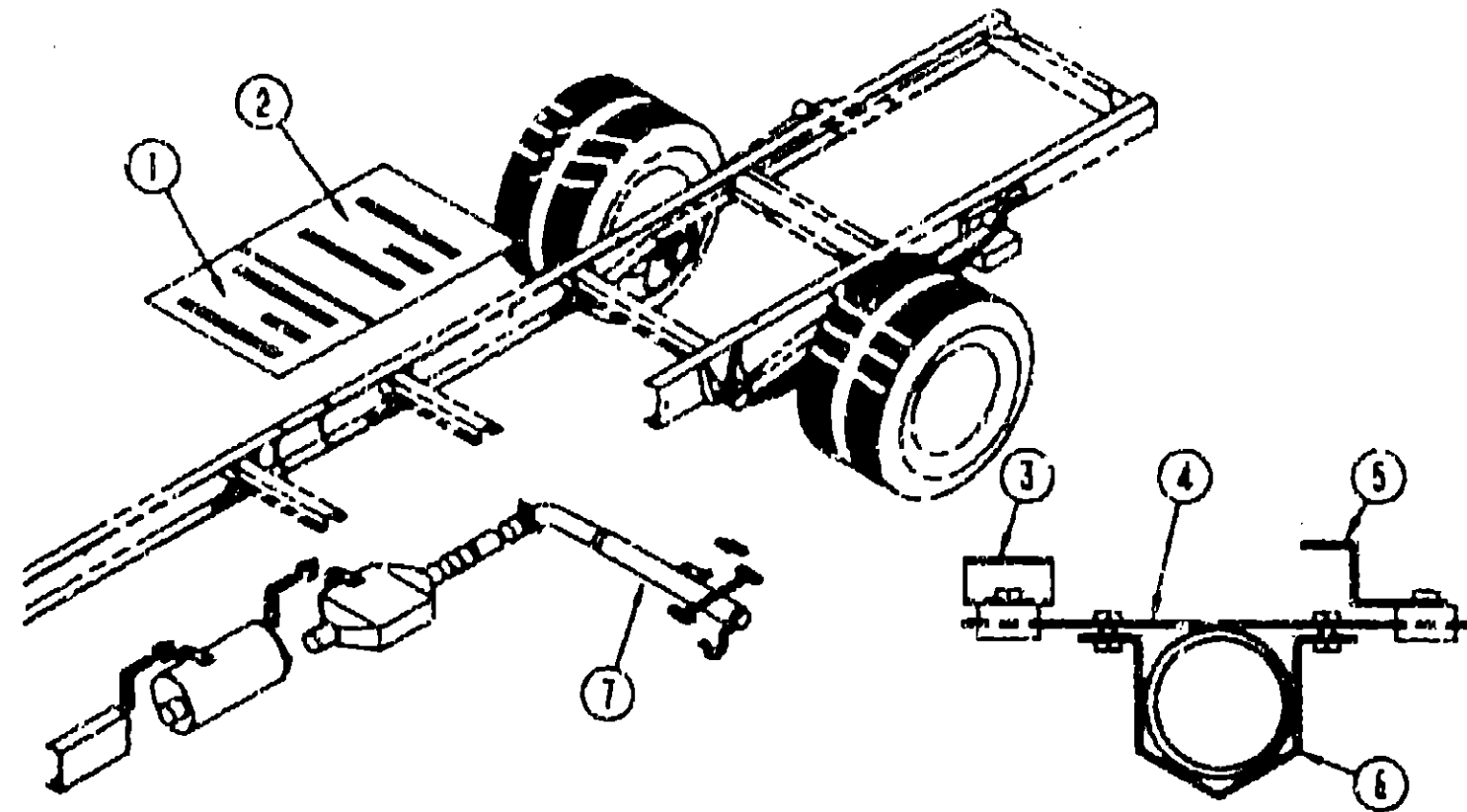
KEY PART NUMBER

1	083425-02-000
	051377-01-000
1	007324-04-000
	051377-01-000
2	076558-01-000
	076558-02-000
3	077855-01-000
	005200-01-000
4	092250-01-01A
5	077851-06-000
6	093048-01-000
7	077617-04-000
8	077613-01-000
9	092982-01-Y10
10	034512-01-000
11	034513-01-000
12	077399-01-000
	064081-01-000
13	092250-02-01A
	097501-01-000
	092252-01-000
14	095969-02-000
	015365-01-000

U/M DESCRIPTION

EA	TIRE-LT 215/85 R 16 - LRE - MICHELIN XPS RIB (FORD)
EA	STEM-VALVE, TR 500
EA	TIRE-R R 19.5 LRD, MICHELIN XZA
EA	STEM-VALVE, TR 500
EA	SUPPORT-L ANGLE, BUMPER - PASSENGER SIDE - 5" X 4.9"
EA	SUPPORT-L ANGLE, BUMPER - DRIVER SIDE - 5" X 4.9"
EA	BRACKET-BUMPER, REAR - BENT ENDS - 2" WIDE X 8" LONG
EA	BOLT-BUMPER, ROUND HEAD-SQUARE NECK- W/SST CAP 7/16-14 X 1 1/4
EA	CAP-BUMPER END, REAR PASSENGER - PLASTIC - BEIGE
EA	BUMPER-REAR, UNFINISHED
EA	PLATE-SKID, REAR BUMPER - V SHAPED
EA	HITCH-W/O DRAWBAR
EA	DRAWBAR ONLY
EA	DOOR-SPARE TIRE, W/LOCKS - 26.8" X 41.3" - BEIGE
EA	PIN-LOCKING, DRAWBAR
EA	PIN-HITCH, 3/16" WIRE
EA	RETAINER-SPARE TIRE
EA	NUT-WING - SPARE TIRE
EA	CAP-BUMPER END, REAR DRIVER - PLASTIC - BEIGE
EA	BRACKET-BACKWALL, ANGLED 2.2" X 39" LONG
EA	COMPARTMENT-SPARE TIRE, PLASTIC
EA	PLATE ASM-SPARE TIRE WITH RETAINING ROD
EA	PIN-CADIUM PLATED

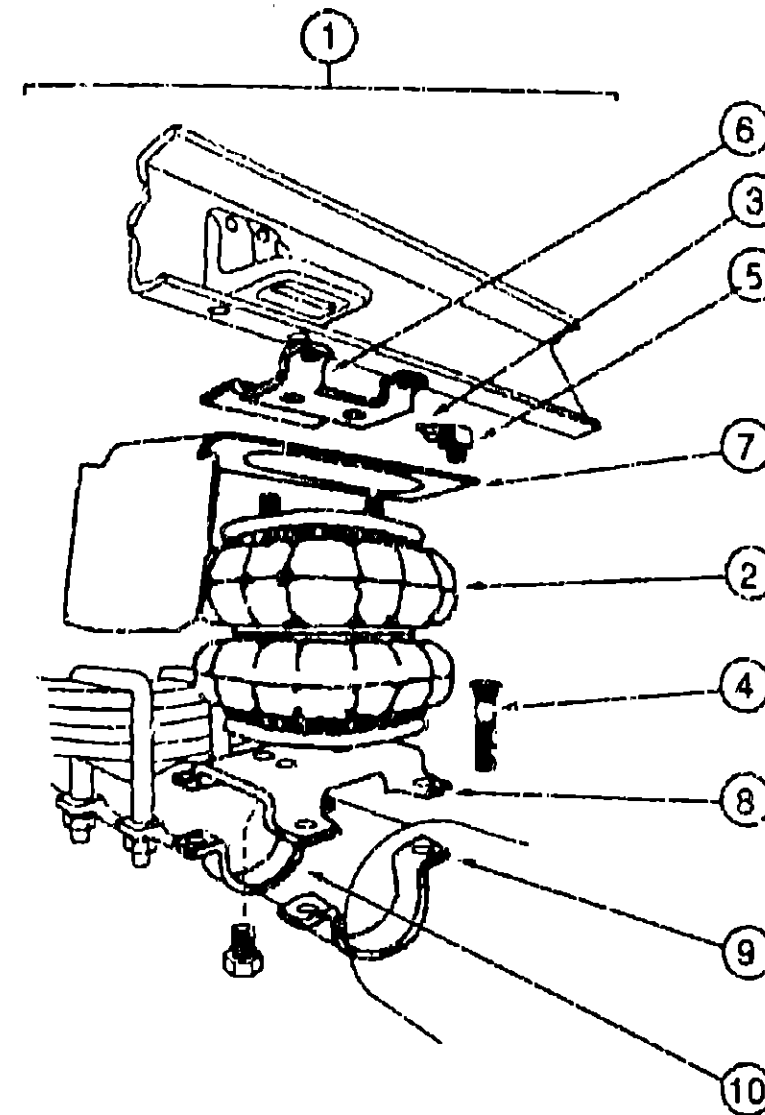
CHASSIS GROUP (CONTINUED)



CHEVY EXHAUST COMPONENTS

KEY PART NUMBER	U/M	DESCRIPTION
1 100366-03-000	EA	SHIELD-HEAT,MUFFLER - 15.0" X 21" - CHEVY FROM 04-04-90 THRU 06-10-90
1 101544-01-000	EA	SHIELD-HEAT,EXHAUST - 19.7" X 28.9" - CHEVY FROM 05-11-90 THRU 99-99-99
2 101544-02-000	EA	SHIELD-HEAT,EXHAUST - 30" X 28.9" - CHEVY FROM 06-11-90 THRU 99-99-99
2 093009-01-000	EA	SHIELD-HEAT,CONVERTOR - 25.7" X 31.5" - CHEVY FROM 00-00-00 THRU 06-10-90
3 095523-04-000	EA	BRACKET ASM-EXHAUST, UPPER - CHEVY
4 095523-03-000	EA	BRACKET-EXHAUST, UPPER - CHEVY
5 095222-02-000	EA	BRACKET-EXHAUST, UPPER - W/BEND & NUTS - CHEVY CHEVY PROVIDED PRIOR TO 12-89
6 095223-02-000	EA	BRACKET-EXHAUST, LOWER - STRAIGHT - W/NUTS - CHEVY CHEVY PROVIDED PRIOR TO 12-89
7 098599-01-000	EA	PIPE-EXHAUST, W/BENDS - 36.8" LONG - CHEVY
095190-01-000	EA	HANGER-EXHAUST, 4" X 1.4" - CHEVY PROVIDED PRIOR TO 12-89
096055-02-000	EA	SUPPORT-EXHAUST PIPE, BENT
096087-02-000	EA	BRACKET-STRAP, EXHAUST PIPE - W/CENTER BENT LIP - 13" X 5"

CHASSIS GROUP (CONTINUED)



REAR AXLE AIRSPRINGS

KEY PART NUMBER	U/M	DESCRIPTION
1 084086-01-000	EA	AIRSPRING-BELLOWS, REAR AXLE - FIRESTONE# MHA224
2 084086-01-700	EA	AIR BAG-ONLY, FIRESTONE# W21-760-0335
3 084086-01-701	EA	TUBING-DOT 1/4" X 18" - FIRESTONE# 21-0938
4 084086-01-702	EA	BOLT-RIBBED NECK, 3/8"-24 X 2 5" FIRESTONE# 21-0829
084086-01-703	EA	INFLATING VALVE-DOT 1/4" TUBING, FIRESTONE# 21-0931
5 084086-01-704	EA	ELBOW CONNECTOR, FIRESTONE# 21-0935
064066-01-705	EA	TUBING PROTECTORS, FIRESTONE# 21-0899
6 084086-01-706	EA	BRACKET-UPPER TO FRAME, FIRESTONE# 21-0150
084086-01-708	EA	AIRLINE SERVICE KIT, FIRESTONE# W21-760-2012
084086-01-709	EA	HEAT SHIELD, FIRESTONE# 21-1004
084086-01-710	EA	BOLT PACKAGE, FIRESTONE 2135823002
7 084086-01-711	EA	HEAT SHIELD-224 DOS SYSTEM, FIRESTONE 21-5042
8 084086-01-707	EA	BRACKET-LOWER, TOP - PASSENGER SIDE - FIRESTONE# 21-1162
8 084086-01-712	EA	BRACKET-LOWER, TOP - DRIVER SIDE - FIRESTONE 21-5037
9 094086-01-713	EA	AXLE STRAP BRACKET, AXLE TUBE - 3 USED - FIRESTONE 21-1163
10 084086-01-714	EA	AXLE STRAP BRACKET, DIFFERENTIAL - 1 USED - FIRESTONE 21-5038
084086-03-000	EA	BRACKET-AXLE, FIRESTONE #W21-760-2044

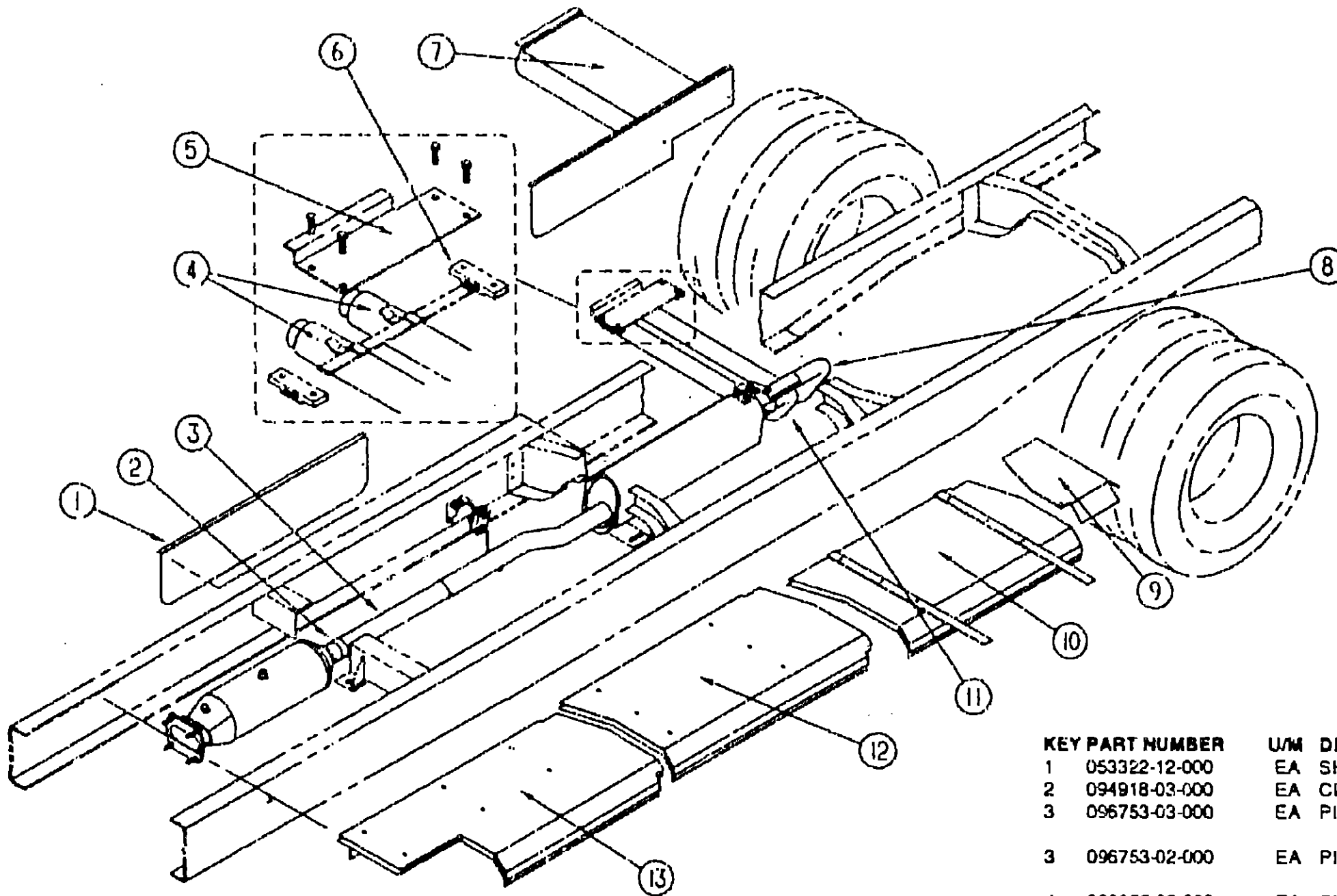
**1991 WINNEBAGO
TABLE OF CONTENTS**

INTRODUCTION	A-01	A-02
ABBREVIATIONS		A-03
ALPHABETICAL INDEX	A-04	A-06
WCN25HC	A-07	F-02
WCN34RQ	F-03	K-12

1991 WCN34RQ INDEX

FLOOR PLAN	F-03	F-04
ACCESSORIES	F-05	F-14
BATH	F-15	F-18
BEDROOM	F-19	F-22
CHASSIS	F-23	G-10
C C & PAD	G-11	G-22
DINETTE	G-23	G-24
DRIVERS	H-01	H-08
ELECTRICAL	H-09	H-18
EXTERIOR BODY	H-17	H-22
GALLEY	H-23	I-06
HEATING & A/C	I-07	I-10
INTERIOR FINISH	I-11	I-14
LABELS	I-15	I-22
LP		I-22
LOUNGE	I-24	J-01
SEALANTS & FASTENERS	J-02	J-03
WATER & SEWAGE	J-05	J-09
WINDOW, VENT AND EXTERIOR DOOR	J-10	K-12

CHASSIS GROUP (CONTINUED)
FORD EXHAUST COMPONENTS



KEY PART NUMBER	U/M	DESCRIPTION
1 053322-12-000	EA	SHIELD-HEAT EXHAUST, - 32" X 9" - STEEL
2 094918-03-000	EA	CLAMP-EXHAUST PIPE, 2.5"
3 096753-03-000	EA	PIPE-EXHAUST, OFFSET - 15.2" LONG - 2.5" ID - FORD
3 096753-02-000	EA	PIPE-EXHAUST, DOUBLE WALL - 14.8" FORD
		FROM: 00-00-00 THRU: 03-15-91
		FROM: 03-16-91 THRU: 99-99-99
4 096055-02-000	EA	SUPPORT-EXHAUST PIPE, 1" X 1.5 8"
5 096087-02-000	EA	BRACKET-STRAP, EXHAUST PIPE - 5.6" X 13" - W/NUTS
6 095190-01-000	EA	HANGER-EXHAUST, 4" X 1.4"
7 099312-01-000	EA	SHIELD-EXHAUST, - 9" X 30.6" - STEEL
8 099345-01-000	EA	PIPE-EXHAUST, REAR - 42" LONG - FORD
8 100600-01-000	EA	PIPE-EXHAUST, REAR - 42" LONG - FORD
		FROM: 00-00-00 THRU: 03-15-91
		FROM: 03-16-91 THRU: 99-99-99
9 099439-01-000	EA	SHIELD-EXHAUST, REAR - 14" X 19.1" - FROM EDGE TO BEND
10 098795-02-000	EA	SHIELD-EXHAUST 15.67" X 35.39"
11 099344-01-000	EA	PIPE-EXHAUST, FRONT - 40.7" LONG
		FROM: 00-00-00 THRU: 03-15-91
		FROM: 03-16-91 THRU: 99-99-99
11 100601-01-000	EA	PIPE-EXHAUST, FRONT - 40.7" LONG - FORD
		FROM: 00-00-00 THRU: 03-15-91
		FROM: 03-16-91 THRU: 99-99-99
12 098795-03-000	EA	SHIELD-EXHAUST, - GALVANIZED STEEL
13 098796-04-000	EA	SHIELD-EXHAUST, CONVERTER - 28.3" X 19.5"

1991 WINNEBAGO
TABLE OF CONTENTS

INTRODUCTION	A-01 - A-02
ABBREVIATIONS	A-03
ALPHABETICAL INDEX	A-04 - A-06
WCN25RC	A-07 - F-02
WCN34RQ	F-03 - K-12

1991 WCN34RQ INDEX

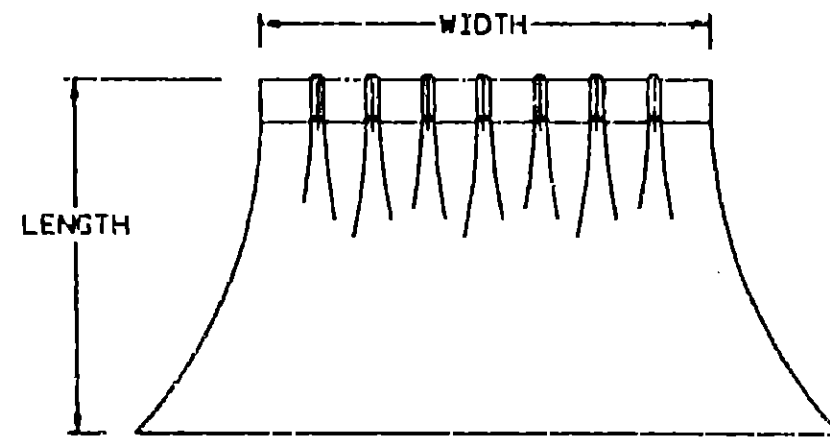
FLOOR PLAN	F-03 - F-04
ACCESSORIES	F-05 - F-14
BATH	F-15 - F-18
BEDROOM	F-19 - F-22
CHASSIS	F-23 - G-10
C C & PAD	G-11 - G-22
DINETTE	G-23 - G-24
DRIVERS	H-01 - H-08
ELECTRICAL	H-09 - H-16
EXTERIOR BODY	H-17 - H-22
GALLEY	H-23 - I-06
HEATING & A/C	I-07 - I-10
INTERIOR FINISH	I-11 - I-14
LABELS	I-15 - I-22
LP	I-23
LOUNGE	I-24 - J-01
SEALANTS & FASTENERS	J-02 - J-04
WATER & SEWAGE	J-05 - J-09
WINDOW, VENT AND EXTERIOR DOOR	J-10 - K-12

CURTAIN, CUSHION & PAD GROUP

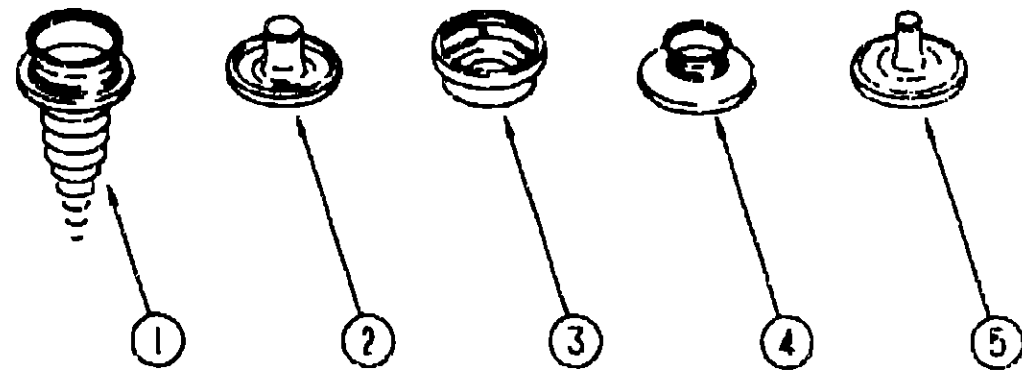
NOTICE

IN ORDER TO ASSIST OUR PARTS SALES DEPT. IN PROVIDING INTERIOR SOFTWARE ITEMS, PLEASE INCLUDE THE SERIAL NUMBER AND THE COLOR CODE NUMBER FROM THE VEHICLE CERTIFICATION LABEL WHEN ORDERING. THIS LABEL IS LOCATED ON THE LEFT SIDEWALL AT THE END OF THE DASH (A-BODY), OR ON THE DRIVER'S DOOR LATCH PLATE (C-BODY).

AN EXAMPLE OF A COLOR CODE NUMBER IS B07, WHICH DESIGNATES AN OVERALL COLOR SCHEME OF A PARTICULAR UNIT. THE COLOR LISTED AFTER THE ITEM DESCRIPTION ON THE MICROFICHE, INDICATES THE OVERALL UNIT COLOR. ORDER THE ITEM YOU DESIRE ACCORDING TO UNIT COLOR CODE.



NOTE: USE THIS ILLUSTRATION WHEN DETERMINING LENGTH AND WIDTH MEASUREMENTS FOR CURTAINS. YOU WILL NOTE THE WIDTH MEASUREMENT IS TAKEN ON THE TOP OF THE CURTAIN WITH THE CURTAIN FULLY EXTENDED. THE LENGTH MEASUREMENT IS TAKEN FROM TOP TO BOTTOM.



SNAP FASTENERS

KEY PART NUMBER	U/M DESCRIPTION
1 029130-01-000	EA SCREW-SNAP SOCKET, 8 PH X 5/8
2 029155-01-000	EA CAP-SNAP, .155" DIA X .17" BARREL
3 029156-01-000	EA SOCKET-SNAP FASTENER - NICKEL
4 029092-01-000	EA STUD-NICKEL FINISH
5 029093-01-000	EA EYELET-NICKEL FINISH

CURTAIN, CUSHION & PAD GROUP (CONTINUED)

FABRICS AND TRIMS

KEY PART NUMBER	U/M DESCRIPTION
096008-68-000	YD FABRIC-UPHOLSTERY, MAIN (B07)
096008-67-000	YD FABRIC-UPHOLSTERY, MAIN (B08)
096008-66-000	YD FABRIC-UPHOLSTERY, MAIN (B09)
096008-73-000	YD FABRIC-UPHOLSTERY, MAIN (B22)
096008-28-000	YD FABRIC-UPHOLSTERY, PLAIN ACCENT (B07/B22)
096008-40-000	YD FABRIC-UPHOLSTERY, PLAIN ACCENT (B09)
096008-63-000	YD FABRIC-UPHOLSTERY, PLAIN ACCENT (B09)
096008-43-000	YD FABRIC-UPHOLSTERY, PATTERN ACCENT (B07/B22)
096008-64-000	YD FABRIC-UPHOLSTERY, PATTERN ACCENT (B08)
096008-65-000	YD FABRIC-UPHOLSTERY, PATTERN ACCENT (B09)
072333-79-000	YD FABRIC-DRAPERY, SLATE (B07/B22)
072333-77-000	YD FABRIC-DRAPERY, TAUPE (B08)
072333-76-000	YD FABRIC-DRAPERY, SILVER (B09)
088273-58-000	YD FABRIC-BEDSPREAD, MAIN (B07)
088273-57-000	YD FABRIC-BEDSPREAD, MAIN (B08)
088273-56-000	YD FABRIC-BEDSPREAD, MAIN (B09)
088273-47-000	YD FABRIC-BEDSPREAD, MAIN (B22)
088273-67-000	YD FABRIC-BEDSPREAD, ACCENT (B07/B22)
088273-65-000	YD FABRIC-BEDSPREAD, ACCENT (B08)
088273-66-000	YD FABRIC-BEDSPREAD, ACCENT (B09)
087272-01-000	YD FABRIC-LINING, CURTAIN - 48" WIDE - IVORY
081926-01-000	YD BACKING-QUILTING, MATHRESS COVER - 59" WIDE - WHITE
079680-09-000	YD FABRIC-VINYL, 54" WIDE - OFF WHITE
029219-01-000	YD FABRIC-VINYL, 54" WIDE - OFF WHITE
079680-01-000	YD FABRIC-VINYL, 54" WIDE - BEIGE
089351-03-000	YD VINYL-HEADLINER, DIAMOND DESIGN - 54" WIDE
079349-01-AA1	YD WELTING-FABRIC (B07/B22)
079349-01-B03	YD WELTING-FABRIC (B08)
079349-01-B09	YD WELTING-FABRIC (B09)
088792-01-000	YD VELCRO-5/8" HOOK, NON-ADHESIVE
088792-02-000	YD VELCRO-3/4" LOOP, ADHESIVE

1991 WINNEBAGO TABLE OF CONTENTS

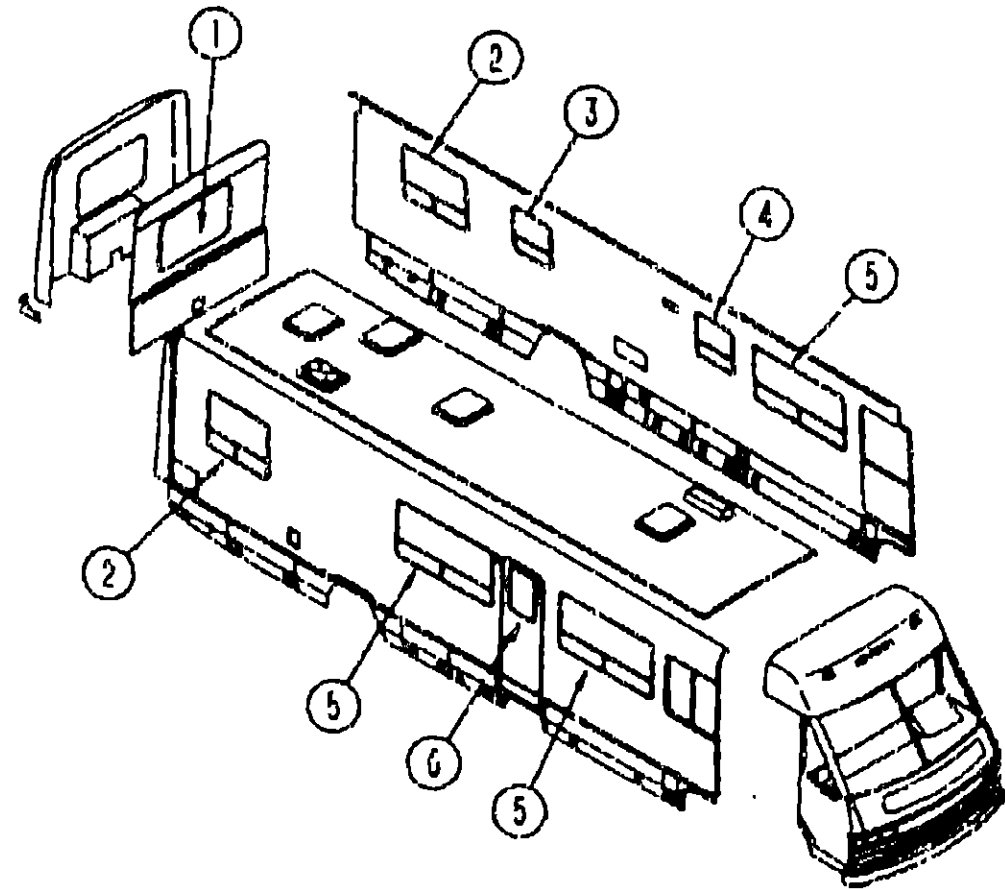
INTRODUCTION	A-01 - A-02
ABBREVIATIONS	A-03
ALPHABETICAL INDEX	A-04 - A-06
WCN25RC	A-07 - F-02
WCN34RQ	F-03 - K-12

1991 WCN34RQ INDEX

FLOOR PLAN	F-03 - F-04
ACCESSORIES	F-05 - F-14
BATH	F-15 - F-18
BEDROOM	F-19 - F-22
CHASSIS	F-23 - G-10
C C & PAD	G-11 - G-22
DINETTE	G-23 - G-24
DRIVERS	H-01 - H-08
ELECTRICAL	H-09 - H-16
EXTERIOR BODY	H-17 - H-22
GALLEY	H-23 - I-06
HEATING & A/C	I-07 - I-10
INTERIOR FINISH	I-11 - I-14
LABELS	I-15 - I-22
LP	I-23
LOUNGE	I-24 - J-01
SEALANTS & FASTENERS	J-02 - J-04
WATER & SEWAGE	J-05 - J-09
WINDOW, VENT AND EXTERIOR DOOR	J-10 - K-12

CURTAIN, CUSHION & PAD GROUP (CONTINUED)

WINDOW TREATMENT



KEY PART NUMBER	U/M DESCRIPTION
2 096335-43-B10	EA BLIND-PLEATED, 39.5" X 34" DROP (B07)
2 096335-43-B11	EA BLIND-PLEATED, 39.5" X 34" DROP (B08)
2 096335-43-B12	EA BLIND-PLEATED, 39.5" X 34" DROP (B09)
2 096335-43-B10	EA BLIND-PLEATED, 39.5" X 34" DROP (B22)
3 101079-07-B07	EA LEG-ASM, LEFT SIDE (B07/B22)
3 101079-07-B08	EA LEG-ASM, LEFT SIDE (B08)
3 101079-07-B09	EA LEG-ASM, LEFT SIDE (B09)
3 101079-06-B07	EA LEG-ASM, RIGHT SIDE (B07/B22)
3 101079-06-B08	EA LEG-ASM, RIGHT SIDE (B08)
3 101079-06-B09	EA LEG-ASM, RIGHT SIDE (B09)
3 093475-72-01A	EA BLIND-MINI, 13.5" X 28.5" DROP FROM: 00-00-00 THRU: 01-13-91
3 093475-72-01A	EA BLIND-MINI, 13.5" X 28.5" DROP (B07) FROM: 01-14-91 THRU: 99-99-99
3 093475-72-02A	EA BLIND-MINI, 13.5" X 28.5" DROP (B08) FROM: 01-14-91 THRU: 99-99-99
3 093475-72-03A	EA BLIND-MINI, 13.5" X 28.5" DROP (B09/B22) FROM: 01-14-91 THRU: 99-99-99
4 093475-37-07A	EA BLIND-MINI, 28" X 21" DROP FROM: 00-00-00 THRU: 01-13-91
4 093475-37-07A	EA BLIND-MINI, 28" X 21" DROP (B07) FROM: 01-14-91 THRU: 99-99-99
4 093475-37-01A	EA BLIND-MINI, 28" X 21" DROP (B08) FROM: 01-14-91 THRU: 99-99-99
4 093475-37-09A	EA BLIND-MINI, 28" X 21" DROP (B09/B22) FROM: 01-14-91 THRU: 99-99-99
5 101079-02-B13	EA LEG ASM, RIGHT (B07/B22)
5 101079-02-B14	EA LEG ASM, RIGHT (B08)
5 101079-02-B15	EA LEG ASM, RIGHT (B09)
5 101079-04-B13	EA LEG ASM, LEFT (B07/B22)
5 101079-04-B14	EA LEG ASM, LEFT (B08)
5 101079-04-B15	EA LEG ASM, LEFT (B09)
5 093475-63-01A	EA BLINDS-MINI FROM: 00-00-00 THRU: 01-13-91 BLINDS-MINI - FROM: 01-14-91 THRU: 99-99-99
5 093475-63-01A	EA BLIND-MINI, 57.5" X 31.5" DROP (B07/B22)
5 093475-63-03A	EA BLIND-MINI, 57.5" X 31.5" DROP (B08)
5 093475-63-04A	EA BLIND-MINI, 57.5" X 31.5" DROP (B09)
6 084755-57-B07	EA SHADE ASM-PULL-27.25, BEIGE
073260-42-B07	EA TIEBACK-CURTAIN, 6" X 18"
073260-42-B10	EA TIEBACK-CURTAIN, 6" X 18"
057534-01-000	EA TIEBACK-CLEAR, 6"

**1991 WINNEBAGO
TABLE OF CONTENTS**

INTRODUCTION	A-01 - A-02
ABBREVIATIONS	A-03
ALPHABETICAL INDEX	A-04 - A-06
WCN25RC	A-07 - F-02
WCN34RQ	F-03 - K-12

1991 WCN34RQ INDEX

FLOOR PLAN	F-03 - F-04
ACCESSORIES	F-05 - F-14
BATH	F-15 - F-18
BEDROOM	F-19 - F-22
CHASSIS	F-23 - G-10
C/C & PAD	G-11 - G-22
DINETTE	G-23 - G-24
DRIVERS	H-01 - H-08
ELECTRICAL	H-09 - H-16
EXTERIOR BODY	H-17 - H-22
GALLEY	H-23 - I-06
HEATING & A/C	I-07 - I-10
INTERIOR FINISH	I-11 - I-14
LABELS	I-15 - I-22
LP	I-23
LOUNGE	I-24 - J-01
SEALANTS & FASTENERS	J-02 - J-04
WATER & SEWAGE	J-05 - J-09
WINDOW, VENT AND EXTERIOR DOOR	J-10 - K-12

KEY PART NUMBER	U/M DESCRIPTION
1 100281-17-B07	EA LEG ASM-RIGHT SIDE (B07)
1 100281-17-B08	EA LEG ASM-RIGHT SIDE (B08)
1 100281-17-B09	EA LEG ASM-RIGHT SIDE (B09)
1 100281-17-B22	EA LEG ASM-RIGHT SIDE (B22)
1 100281-18-B07	EA LEG ASM-LEFT SIDE (B07)
1 100281-18-B08	EA LEG ASM-LEFT SIDE (B08)
1 100281-18-B09	EA LEG ASM-LEFT SIDE (B09)
1 100281-18-B22	EA LEG ASM-LEFT SIDE (B22)
1 096335-13-AB6	EA BLIND-PLEATED, 45.5" X 33" DROP (B07)
1 096335-13-B06	EA BLIND-PLEATED, 45.5" X 33" DROP (B08)
1 096335-13-B09	EA BLIND-PLEATED, 45.5" X 33" DROP (B09)
1 096335-13-AB6	EA BLIND-PLEATED, 45.5" X 33" DROP (B22)
2 100281-20-B07	EA LEG ASM-LEFT SIDE (B07)
2 100281-20-B08	EA LEG ASM-LEFT SIDE (B08)
2 100281-20-B09	EA LEG ASM-LEFT SIDE (B09)
2 100281-20-B22	EA LEG ASM-LEFT SIDE (B22)
2 100281-19-B07	EA LEG ASM-RIGHT SIDE (B07)
2 100281-19-B08	EA LEG ASM-RIGHT SIDE (B08)
2 100281-19-B09	EA LEG ASM-RIGHT SIDE (B09)
2 100281-19-B22	EA LEG ASM-RIGHT SIDE (B22)
2 101189-01-B07	EA VALANCE-WINDOW, 45" (B07) FROM: 00-00-00 THRU: 02-10-91
2 101189-01-B08	EA VALANCE-WINDOW, 45" (B08) FROM: 00-00-00 THRU: 02-10-91
2 101189-01-B09	EA VALANCE-WINDOW, 45" (B09) FROM: 00-00-00 THRU: 02-10-91
2 101189-01-B22	EA VALANCE-WINDOW, 45" (B22) FROM: 00-00-00 THRU: 02-10-91
2 104169-02-B07	EA VALANCE-WINDOW, 45" (B07) FROM: 02-11-91 THRU: 99-99-99
2 104169-02-B08	EA VALANCE-WINDOW, 45" (B08) FROM: 02-11-91 THRU: 99-99-99
2 104169-02-B09	EA VALANCE-WINDOW, 45" (B09) FROM: 02-11-91 THRU: 99-99-99
2 104169-02-B22	EA VALANCE-WINDOW, 45" (B22) FROM: 02-11-91 THRU: 99-99-99

CURTAIN, CUSHION & PAD GROUP (CONTINUED)

B07 WINDSHIELD CURTAINS

KEY	PART NUMBER	U/M DESCRIPTION
	097994-03-B07	EA CURTAIN ASM. W/HOOK TOP - 34" X 75" - 2 USED FROM: 00-00-00 THRU: 10-04-90
	097994-03-B10	EA CURTAIN ASM. W/HOOK TOP - 34" X 75" - 2 USED FROM: 10-05-90 THRU: 12-16-90
	097994-01-B07	EA CURTAIN ASM. W/HOOK TOP - 36" X 78" - 2 USED FROM: 12-17-90 THRU: 99-99-99

B08 WINDSHIELD CURTAINS

KEY	PART NUMBER	U/M DESCRIPTION
	097994-03-B07	EA CURTAIN ASM. W/HOOK TOP - 34" X 75" - 2 USED FROM: 00-00-00 THRU: 12-16-90
	097994-01-B18	EA CURTAIN ASM. W/HOOK TOP - 36" X 78" - 2 USED FROM: 12-17-90 THRU: 99-99-99

B09 WINDSHIELD CURTAINS

KEY	PART NUMBER	U/M DESCRIPTION
	097994-03-B09	EA CURTAIN ASM. W/HOOK TOP - 34" X 75" - 2 USED FROM: 00-00-00 THRU: 12-16-90
	097994-01-B40	EA CURTAIN ASM. W/HOOK TOP - 36" X 78" - 2 USED FROM: 12-17-90 THRU: 99-99-99

B22 WINDSHIELD CURTAINS

KEY	PART NUMBER	U/M DESCRIPTION
	097994-01-B07	EA CURTAIN ASM. W/HOOK TOP - 36" X 78" - 2 USED

CURTAIN, CUSHION & PAD GROUP (CONTINUED)

CURTAIN TRACKS AND HARDWARE

KEY	PART NUMBER	U/M DESCRIPTION
	097919-04-01A	EA TRACK-CURTAIN, WRAPAROUND - DRIVER - OFF WHITE
	097919-03-01A	EA TRACK-CURTAIN, WRAPAROUND - PASSENGER - OFF WHITE
	097625-01-000	EA HOOK-DRAPEY
	048394-02-000	YD VELCRO TAPE-HOOK, ADHESIVE BACK - .75" WIDE - BEIGE
	029094-04-000	YD TAPE-LOOP, 1.0 WIDE, BLACK
	029094-05-000	YD TAPE-LOOP, .50 WIDE, BEIGE
	029094-03-000	YD TAPE-HOOK, 1.0 WIDE, BLACK
	086273-01-000	EA TAPE-DOUBLE SIDED, 1/2"
	087250-01-000	EA PULL-ROLLER SHADE, PLASTIC - CLEAR
	096843-01-000	EA SPRING-REWIND, ROLLER SHADE
	024434-01-000	EA BRACKET-MOUNTING, ROLLER SHADE - 1 3/8"
	089916-01-000	EA MOUNT-WINDOW LEG, 6.3" - BLACK
	083170-01-000	EA BRACKET-BLIND, RIGHT SIDE
	083170-02-000	EA BRACKET-BLIND, LEFT SIDE
	093475-01-700	EA WAND-BLIND, W/METAL CLIP - 8" LONG
	093475-01-701	EA END CAP-BLIND, W/STUD
	095591-02-000	EA BRACKET-BLIND, HOLD-DOWN - W/PIN
	046867-01-000	EA GROMMET-BRASS - 7/16" ID X 1" OD
	069734-01-000	EA BACK-BUTTON, DURASNAP - # 30
	097565-01-000	EA MOUNTING BRACKET CLIPS
	102555-01-000	EA CLEAT-CORD, BLIND
	078155-01-000	EA STRAP-BACK CUSHION, SNAP
	009135-02-000	EA HANGER-RING, PIN TYPE - BRASS
	075943-03-000	EA BRACE-VALANCE, 1" X 105" X 14" - OFF WHITE
	101031-01-000	YD TAPE-GLIDE, CURTAIN - 4.25" SPACING

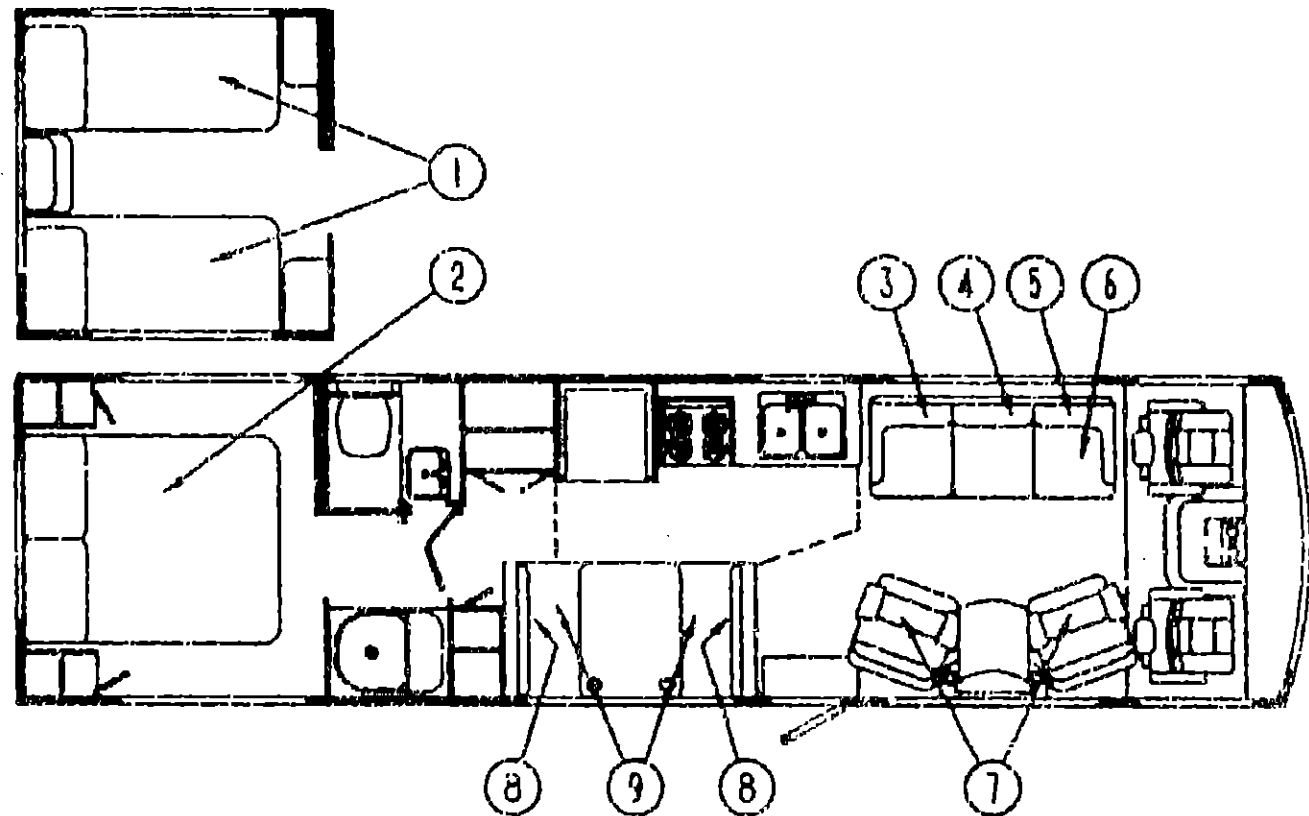
**1991 WINNEBAGO
TABLE OF CONTENTS**

INTRODUCTION	A-01	A-02
ABBREVIATIONS		A-03
ALPHABETICAL INDEX	A-04	A-06
WCN25RC	A-07	F-02
WCN34RQ	F-03	K-12

1991 WCN34RQ INDEX

FLOOR PLAN	F-02	F-04
ACCESSORIES	F-05	F-14
BATH	F-15	F-18
BEDROOM	F-19	F-22
CHASSIS	F-23	G-10
C C & PAD	G-11	G-22
DINETTE	G-23	G-24
DRIVERS	H-01	H-08
ELECTRICAL	H-09	H-16
EXTERIOR BODY	H-17	H-22
GALLEY	H-23	I-06
HEATING & A/C	I-07	I-10
INTERIOR FINISH	I-11	I-14
LABELS	I-15	I-22
LP		I-23
LOUNGE	I-24	J-01
SEALANTS & FASTENERS	J-02	J-04
WATER & SEWAGE	J-05	J-09
WINDOW, VENT AND EXTERIOR DOOR	J-10	K-12

CURTAIN, CUSHION & PAD GROUP (CONTINUED)



MATTRESSES, BEDSPREADS AND PILLOWS

KEY PART NUMBER	U/M DESCRIPTION
1 098176-01-000	EA MATTRESS-INNERSPRING, 32X74
085365-07-B07	EA BEDSPREAD-TWIN, 33" (B07)
085365-07-B08	EA BEDSPREAD-TWIN, 33" (B08)
085365-07-B09	EA BEDSPREAD-TWIN, 33" (B09)
085365-07-B22	EA BEDSPREAD-TWIN, 33" (B22)
085365-13-B07	EA BEDSPREAD-TWIN, 33" (B07)
085365-13-B08	EA BEDSPREAD-TWIN, 33" (B08)
085365-13-B09	EA BEDSPREAD-TWIN, 33" (B09)
085365-13-B22	EA BEDSPREAD-TWIN, 33" (B22)
2 098176-04-000	EA MATTRESS-INNERSPRING 59X74
083986-04-B07	EA BEDSPREAD-FITTED, QUEEN - 60" (B07)
083986-04-B08	EA BEDSPREAD-FITTED, QUEEN - 60" (B08)
083986-04-B09	EA BEDSPREAD-FITTED, QUEEN - 60" (B09)
083986-04-B22	EA BEDSPREAD-FITTED, QUEEN - 60" (B22)
104170-02-B07	EA BEDSPREAD-FITTED, QUEEN - 60" (B07)
104170-02-B08	EA BEDSPREAD-FITTED, QUEEN - 60" (B08)
104170-02-B09	EA BEDSPREAD-FITTED, QUEEN - 60" (B09)
104170-02-B22	EA BEDSPREAD-FITTED, QUEEN - 60" (B22)
102161-01-B07	EA PILLOW-W/SHAM (B07)
102161-01-B08	EA PILLOW-W/SHAM (B08)
102161-01-B09	EA PILLOW-W/SHAM (B09)
102161-01-B22	EA PILLOW-W/SHAM (B22)
102161-05-B07	EA SHAM-W/PILLOW (B07)
102161-05-B08	EA SHAM-W/PILLOW (B08)
102161-05-B09	EA SHAM-W/PILLOW (B09)
102161-05-B22	EA SHAM-W/PILLOW (B22)
081997-07-B10	EA SHAM-W/O PILLOW (B07)
081997-07-B11	EA SHAM-W/O PILLOW (B08)
081997-07-B12	EA SHAM-W/O PILLOW (B09)
081997-07-B22	EA SHAM-W/O PILLOW (B22)
104176-02-B07	EA SHAM-W/O PILLOW (B07)
104176-02-B08	EA SHAM-W/O PILLOW (B08)
104176-02-B09	EA SHAM-W/O PILLOW (B09)
104176-02-B22	EA SHAM-W/O PILLOW (B22)

THESE PARTS ARE USED FROM 02-11-91 TO THE END OF THE YEAR.

CURTAIN, CUSHION & PAD GROUP (CONTINUED)

DRIVERS SIDE COUCH

KEY PART NUMBER	U/M DESCRIPTION
3 101175-01-B07	EA CUSHION-BACK, RIGHT SIDE
3 101175-01-B08	EA CUSHION-BACK, RIGHT SIDE
3 101175-01-B09	EA CUSHION-BACK, RIGHT SIDE
3 101175-01-B22	EA CUSHION-BACK, RIGHT SIDE
P01175-01-B07	EA COVER-BACK, CUSHION
P01175-01-B08	EA COVER-BACK, CUSHION
P01175-01-B09	EA COVER-BACK, CUSHION
P01175-01-B22	EA COVER-BACK, CUSHION
4 101175-03-B07	EA CUSHION-BACK, CENTER
4 101175-03-B08	EA CUSHION-BACK, CENTER
4 101175-03-B09	EA CUSHION-BACK, CENTER
4 101175-03-B22	EA CUSHION-BACK, CENTER
P01175-03-B07	EA COVER-BACK, CUSHION
P01175-03-B08	EA COVER-BACK, CUSHION
P01175-03-B09	EA COVER-BACK, CUSHION
P01175-03-B22	EA COVER-BACK, CUSHION
5 101175-02-B07	EA CUSHION-BACK, LEFT SIDE
5 101175-02-B08	EA CUSHION-BACK, LEFT SIDE
5 101175-02-B09	EA CUSHION-BACK, LEFT SIDE
5 101175-02-B22	EA CUSHION-BACK, LEFT SIDE
P01175-02-B07	EA COVER-BACK, CUSHION
P01175-02-B08	EA COVER-BACK, CUSHION
P01175-02-B09	EA COVER-BACK, CUSHION
P01175-02-B22	EA COVER-BACK, CUSHION
6 089007-05-B07	EA BED ASM-SOFA SEAT
6 089007-05-B08	EA BED ASM-SOFA SEAT
6 089007-05-B09	EA BED ASM-SOFA SEAT
6 089007-05-B22	EA BED ASM-SOFA SEAT
M89007-05-B07	EA COVER-CUSHION, SOFA SEAT
M89007-05-B08	EA COVER-CUSHION, SOFA SEAT
M89007-05-B09	EA COVER-CUSHION, SOFA SEAT
M89007-05-B22	EA COVER-CUSHION, SOFA SEAT
079386-01-000	EA FRAME ASM-BED
079386-02-000	EA HARDWARE-KIT
102972-01-000	EA STRIKE-COUCH, W/ROD - 4.5" - STEEL - CANADIAN
102874-01-000	EA CATCH-COUCH, W/BACKET & SPRING - STEEL - CANADIAN

ROCKER SWIVEL CHAIR

KEY PART NUMBER	U/M DESCRIPTION
7 101178-01-B07	EA CHAIR-SWIVEL, W/O BASE OR SKIRT (B07/B22)
7 101178-01-B08	EA CHAIR-SWIVEL, W/O BASE OR SKIRT (B08)
7 101178-01-B09	EA CHAIR-SWIVEL, W/O BASE OR SKIRT (B09)
7 102754-01-B07	EA SEAT-SWIVEL CHAIR (B07/B22)
7 102754-01-B08	EA SEAT-SWIVEL CHAIR (B08)
7 102754-01-B09	EA SEAT-SWIVEL CHAIR (B09)

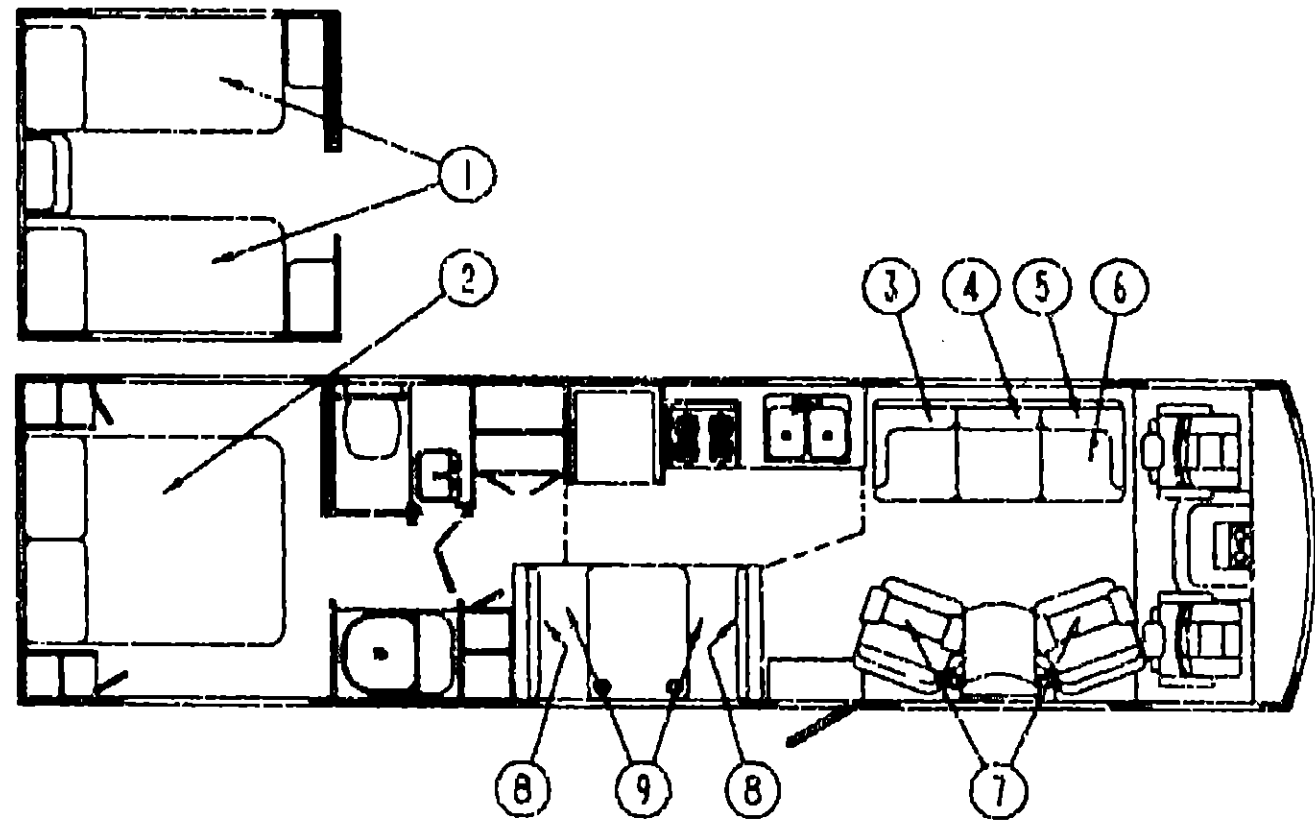
**1991 WINNEBAGO
TABLE OF CONTENTS**

INTRODUCTION	A-01 - A-02
ABBREVIATIONS	A-03
ALPHABETICAL INDEX	A-04 - A-06
WCN25RC	A-07 - F-02
WCN34RQ	F-03 - K-12

1991 WCN34RQ INDEX

FLOOR PLAN	F-03 - F-04
ACCESSORIES	F-05 - F-14
BATH	F-15 - F-18
BEDROOM	F-19 - F-22
CHASSIS	F-23 - G-10
C C & PAD	G-11 - G-22
DINETTE	G-23 - G-24
DRIVERS	H-01 - H-08
ELECTRICAL	H-09 - H-16
EXTERIOR BODY	H-17 - H-22
GALLEY	H-23 - I-06
HEATING & A/C	I-07 - I-10
INTERIOR FINISH	I-11 - I-14
LABELS	I-15 - I-22
LP	I-23
LOUNGE	I-24 - J-01
SEALANTS & FASTENERS	J-02 - J-04
WATER & SEWAGE	J-05 - J-09
WINDOW, VENT AND EXTERIOR DOOR	J-10 - K-12

CURTAIN, CUSHION & PAD GROUP (CONTINUED)



DINETTE BACKREST CUSHIONS

KEY PART NUMBER	U/M DESCRIPTION
8 088927-79-B07	EA CUSHION-BACKREST, 14.5" X 38" X 5" (B07)
8 088927-79-B08	EA CUSHION-BACKREST, 14.5" X 38" X 5" (B08)
8 088927-79-B09	EA CUSHION-BACKREST, 14.5" X 38" X 5" (B09)
8 088927-79-B40	EA CUSHION-BACKREST, 14.5" X 38" X 5" (B22)
M88927-79-B07	EA COVER-BACKREST CUSHION, 14.5" X 39" X 5" (B07)
M88927-79-B08	EA COVER-BACKREST CUSHION, 14.5" X 38" X 5" (B08)
M88927-79-B09	EA COVER-BACKREST CUSHION, 14.5" X 38" X 5" (B09)
M88927-79-B40	EA COVER-BACKREST CUSHION, 14.5" X 38" X 5" (B22)

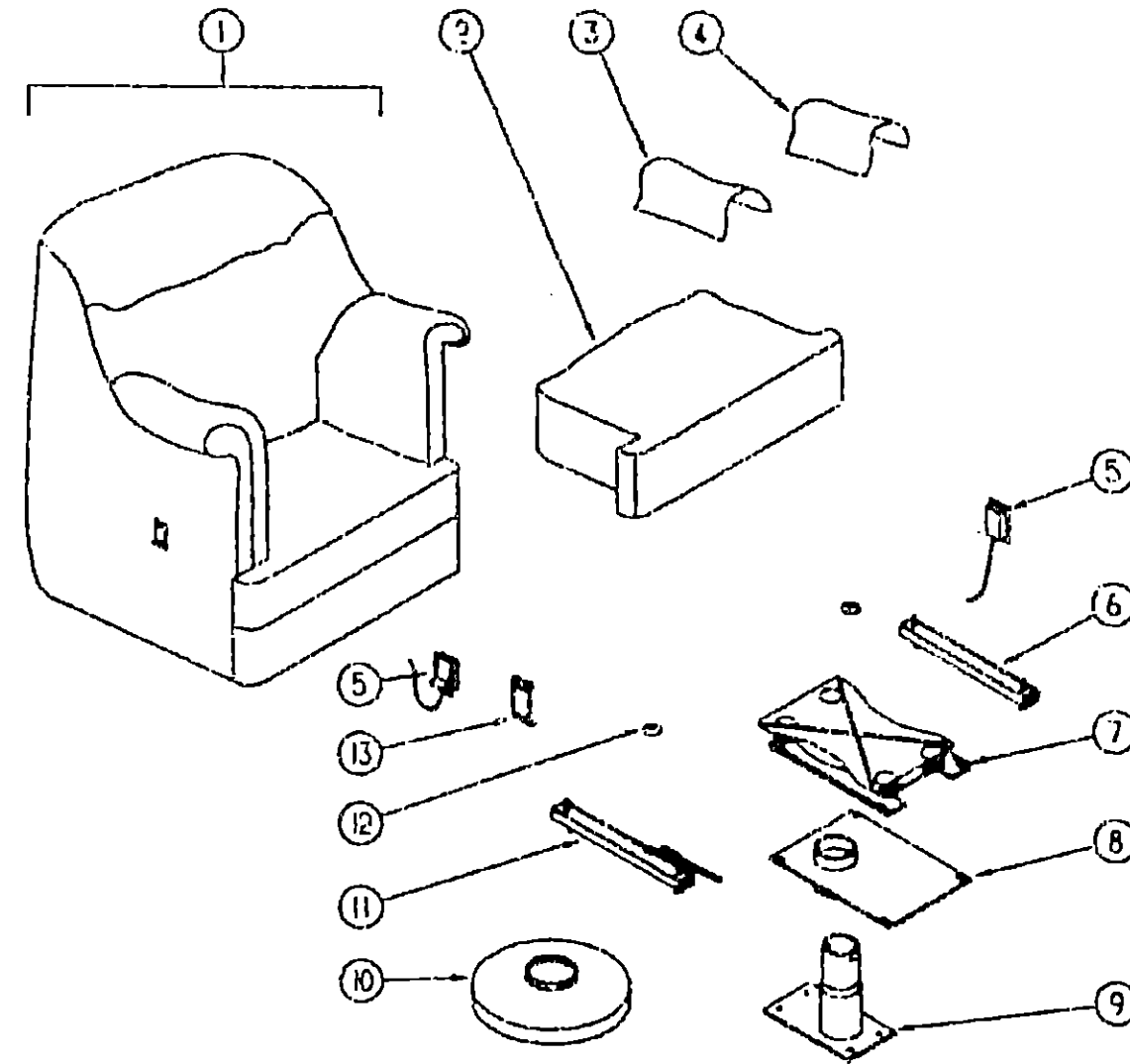
DINETTE SEAT CUSHIONS

KEY PART NUMBER	U/M DESCRIPTION
9 088927-86-B07	EA CUSHION-SEAT, 21" X 38" X 5" (B07)
9 088927-86-B08	EA CUSHION-SEAT, 21" X 38" X 5" (B08)
9 088927-86-B09	EA CUSHION-SEAT, 21" X 38" X 5" (B09)
9 088927-86-B38	EA CUSHION-SEAT, 21" X 38" X 5" (B22)
M88927-86-B07	EA COVER-SEAT CUSHION, 21" X 38" X 5" (B07)
M88927-86-B08	EA COVER-SEAT CUSHION, 21" X 38" X 5" (B08)
M88927-86-B09	EA COVER-SEAT CUSHION, 21" X 38" X 5" (B09)
M88927-86-B38	EA COVER-SEAT CUSHION, 21" X 38" X 5" (B22)

BUNK CUSHION

KEY PART NUMBER	U/M DESCRIPTION
079145-05-000	EA CUSHION-BUNK
M79145-05-000	EA COVER-CUSHION, BUNK

CURTAIN, CUSHION & PAD GROUP (CONTINUED)



ROCKER SWIVEL CHAIR

KEY PART NUMBER	U/M DESCRIPTION
1 101178-01-B07	EA CHAIR-SWIVEL, W/O SEAT CUSHION (B07/B22)
1 101178-01-B08	EA CHAIR-SWIVEL, W/O SEAT CUSHION (B08)
1 101178-01-B09	EA CHAIR-SWIVEL, W/O SEAT CUSHION (B09)
P01178-01-B07	EA COVER-SWIVEL CHAIR (B07/B22)
P01178-01-B08	EA COVER-SWIVEL CHAIR (B08)
P01178-01-B09	EA COVER-SWIVEL CHAIR (B09)
2 102754-01-B07	EA SEAT-CUSHION, SWIVEL CHAIR (B07/B22)
2 102754-01-B08	EA SEAT-CUSHION, SWIVEL CHAIR (B08)
2 102754-01-B09	EA SEAT-CUSHION, SWIVEL CHAIR (B09)
P02754-01-B07	EA COVER-SEAT, SWIVEL CHAIR (B07/B22)
P02754-01-B08	EA COVER-SEAT, SWIVEL CHAIR (B08)
P02754-01-B09	EA COVER-SEAT, SWIVEL CHAIR (B09)
3 P01178-25-B07	EA SHIELD-ARMREST, SWIVEL CHAIR - RIGHT SIDE (B07/B22)
3 P01178-25-B08	EA SHIELD-ARMREST, SWIVEL CHAIR - RIGHT SIDE (B08)
3 P01178-25-B09	EA SHIELD-ARMREST, SWIVEL CHAIR - RIGHT SIDE (B09)
4 P01178-26-B07	EA SHIELD-ARMREST, SWIVEL CHAIR - LEFT SIDE (B07/B22)
4 P01178-26-B08	EA SHIELD-ARMREST, SWIVEL CHAIR - LEFT SIDE (B08)
4 P01178-26-B09	EA SHIELD-ARMREST, SWIVEL CHAIR - LEFT SIDE (B09)
5 089368-04-000	EA CABLE-SWIVEL, W/SWITCH - BUCKET SEAT
6 069246-02-000	EA ADJUSTER-SEAT/CHAIR, W/O LOCK - FORWARD & BACK
7 101187-01-000	EA ROCKER BOX-CHAIR, SWIVEL
8 093481-05-000	EA TOP PLATE-PEDESTAL, W/LOCK
9 093481-01-000	EA BASE-PEDESTAL, W/6" EXTENSION
10 093482-01-000	EA SHROUD-PEDESTAL, 13" - PLASTIC - BLACK
11 069246-05-000	EA ADJUSTER-SEAT/CHAIR, W/REMOTE - FORWARD & BACK
069246-05-700	EA SPRING-ADJUSTER, FOR REMOTE
069246-05-701	EA CLIP-CABLE, FOR REMOTE
12 007221-01-000	EA WASHER-CONED, SEAT ADJUSTER SPACER
13 097683-03-000	EA BRACKET-REMOTE, SIDE MOUNT
087330-01-000	EA BRACKET-STOP, SLIDING TRACK

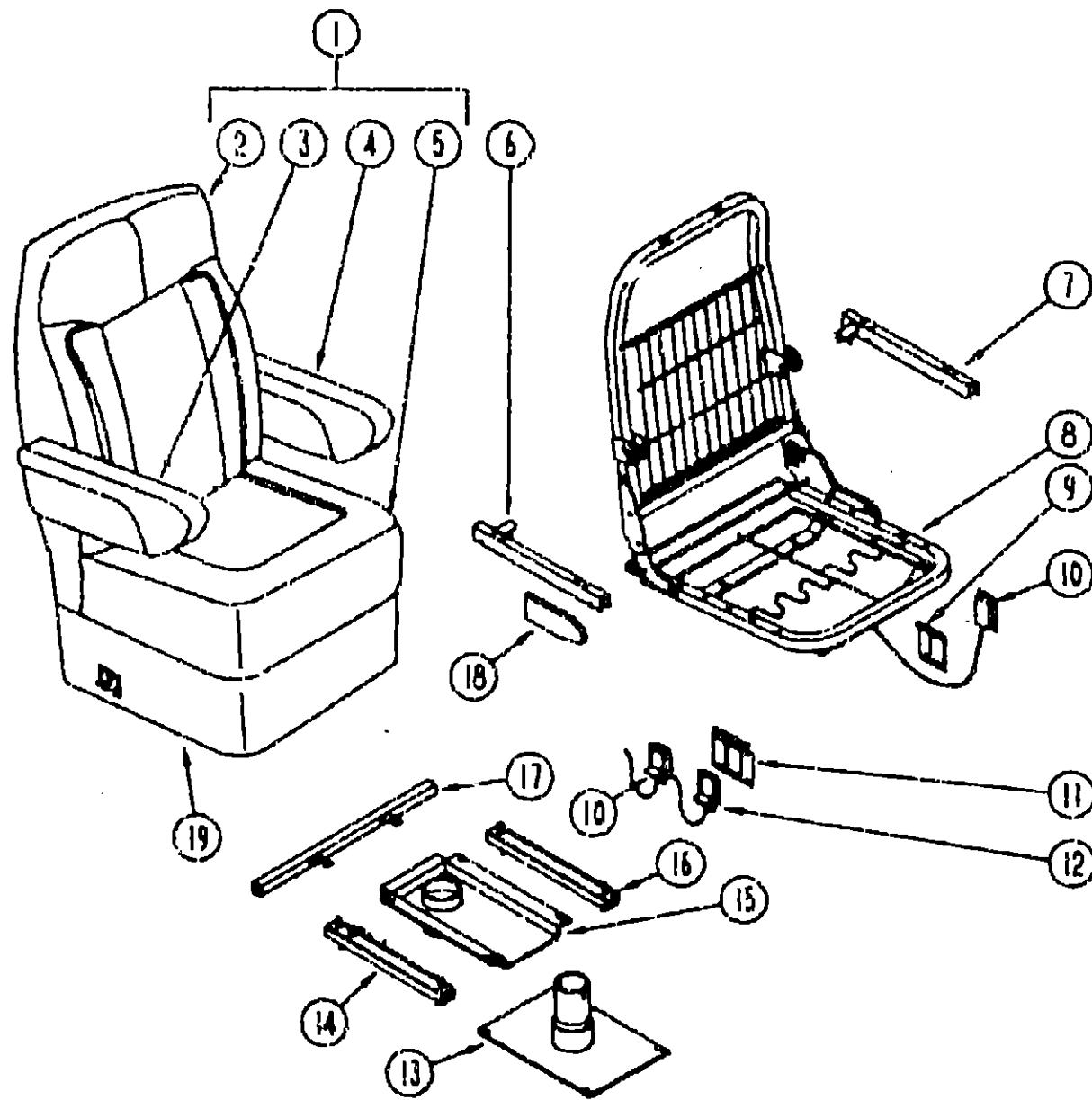
**1991 WINNEBAGO
TABLE OF CONTENTS**

INTRODUCTION	A-01 - A-02
ABBREVIATIONS	A-03
ALPHABETICAL INDEX	A-04 - A-06
WCN25RC	A-07 - F-02
WCN34RQ	F-03 - K-12

1991 WCN34RQ INDEX

FLOOR PLAN	F-03 - F-04
ACCESSORIES	F-05 - F-14
BATH	F-15 - F-18
BEDROOM	F-19 - F-22
CHASSIS	F-23 - G-10
C C & PAD	G-11 - G-22
DINETTE	G-23 - G-24
DRIVERS	H-01 - H-08
ELECTRICAL	H-09 - H-16
EXTERIOR BODY	H-17 - H-22
GALLEY	H-23 - I-06
HEATING & A/C	I-07 - I-10
INTERIOR FINISH	I-11 - I-14
LABELS	I-15 - I-22
LP	I-23
LOUNGE	I-24 - J-01
SEALANTS & FASTENERS	J-02 - J-04
WATER & SEWAGE	J-05 - J-09
WINDOW, VENT AND EXTERIOR DOOR	J-10 - K-12

CURTAIN, CUSHION & PAD GROUP (CONTINUED)
DRIVER & PASSENGER BUCKET SEATS



KEY PART NUMBER	U/M DESCRIPTION	
3 080243-43-B07	EA ARMREST - RIGHT SIDE (B07/B22)	
3 080243-43-B08	EA ARMREST - RIGHT SIDE (B08)	
3 080243-43-B09	EA ARMREST - RIGHT SIDE (B09)	
M80243-43-B07	EA COVER-ARMREST - RIGHT SIDE (B07/B22)	
M80243-43-B08	EA COVER-ARMREST - RIGHT SIDE (B08)	
M80243-43-B09	EA COVER-ARMREST - RIGHT SIDE (B09)	
4 080243-44-B07	EA ARMREST - LEFT SIDE (B07/B22)	
4 080243-44-B08	EA ARMREST - LEFT SIDE (B08)	
4 080243-44-B09	EA ARMREST - LEFT SIDE (B09)	
M80243-44-B07	EA COVER-ARMREST - LEFT SIDE (B07/B22)	
M80243-44-B08	EA COVER-ARMREST - LEFT SIDE (B08)	
M80243-44-B09	EA COVER-ARMREST - LEFT SIDE (B09)	
5 M03445-25-B07	EA COVER-SEAT (B07/B22)	
5 M03445-25-B08	EA COVER-SEAT (B08)	FROM: 00-00-00 THRU: 02-10-91
5 M03445-25-B09	EA COVER-SEAT (B09)	FROM: 00-00-00 THRU: 02-10-91
5 M03445-36-B07	EA COVER-SEAT (B07/B22)	FROM: 00-00-00 THRU: 02-10-91
5 M03445-36-B08	EA COVER-SEAT (B08)	FROM: 02-11-91 THRU: 99-99-99
5 M03445-36-B09	EA COVER-SEAT (B09)	FROM: 02-11-91 THRU: 99-99-99
6 101124-01-000	EA CHANNEL-ARMREST, RIGHT HAND	
7 101124-02-000	EA CHANNEL-ARMREST, LEFT HAND	
081361-01-000	EA ROD-ARMREST, METAL	
8 M80906-05-000	EA FRAME-SEAT, BACK & SPRING	
080731-02-000	EA HINGE-SLAVE, RECLINER - LEFT HAND	
081362-01-000	EA BRACKET-ARMREST, RIGHT HAND	
081362-02-000	EA BRACKET-ARMREST, LEFT HAND	
101125-01-000	EA RECLINER-SEATBACK, LEFT HAND REMOTE	
9 097683-03-000	EA BRACKET-CABLE	
10 089368-04-000	EA CABLE-SWIVEL, W/SWITCH - BUCKET SEAT	
11 097683-02-000	EA BRACKET-CABLE	
12 089368-05-000	EA CABLE-RECLINER, W/SWITCH - BUCKET SEAT	
13 069585-08-000	EA BASE-BUCKET SEAT, BOLTS TO FLOOR - VERTICAL 8"	
14 069246-05-000	EA ADJUSTER-SLIDE, W/LOCK - FORWARD & BACK	
069246-05-700	EA SPRING-ADJUSTER, FOR REMOTE	
069246-01-701	EA CLIP-CABLE, FOR REMOTE	
15 093481-04-000	EA TOP PLATE-PEDESTAL, BUCKET SEAT - W/O SEATBELT BAR	
16 069246-02-000	EA ADJUSTER-BUCKET SEAT W/O LOCK, FORWARD AND BACK	
17 069585-29-000	EA BAR-SEAT BELT, BUCKET SEATS - 20"	
18 089369-08-000	EA SHIELD-CABLE, REMOTE RECLINER - BUCKET SEAT	
19 071126-24-AA1	EA SKIRT-BUCKET SEAT (B07/B22)	
19 071126-24-B03	EA SKIRT-BUCKET SEAT (B08)	
19 071126-24-B09	EA SKIRT-BUCKET SEAT (B09)	

DRIVERS POWERED SEAT

KEY PART NUMBER	U/M DESCRIPTION
069585-39-000	EA PLATE-TOP, BUCKET SEAT - POWERED
071126-26-AE6	EA SKIRT ASM-POWER SEAT (B07/B22)
071126-26-B08	EA SKIRT ASM-POWER SEAT (B08)
071126-26-B09	EA SKIRT ASM-POWER SEAT (B09)
081373-03-000	EA UNIT-POWER, BUCKET SEAT - 6 WAY
081373-01-700	EA SWITCH-CONTROL, W/L BRACKET
069585-37-000	EA PLATE-SUB, VERTICAL - 5"
096808-01-000	EA SPACER-PEDESTAL, DRIVER

**1991 WINNEBAGO
TABLE OF CONTENTS**

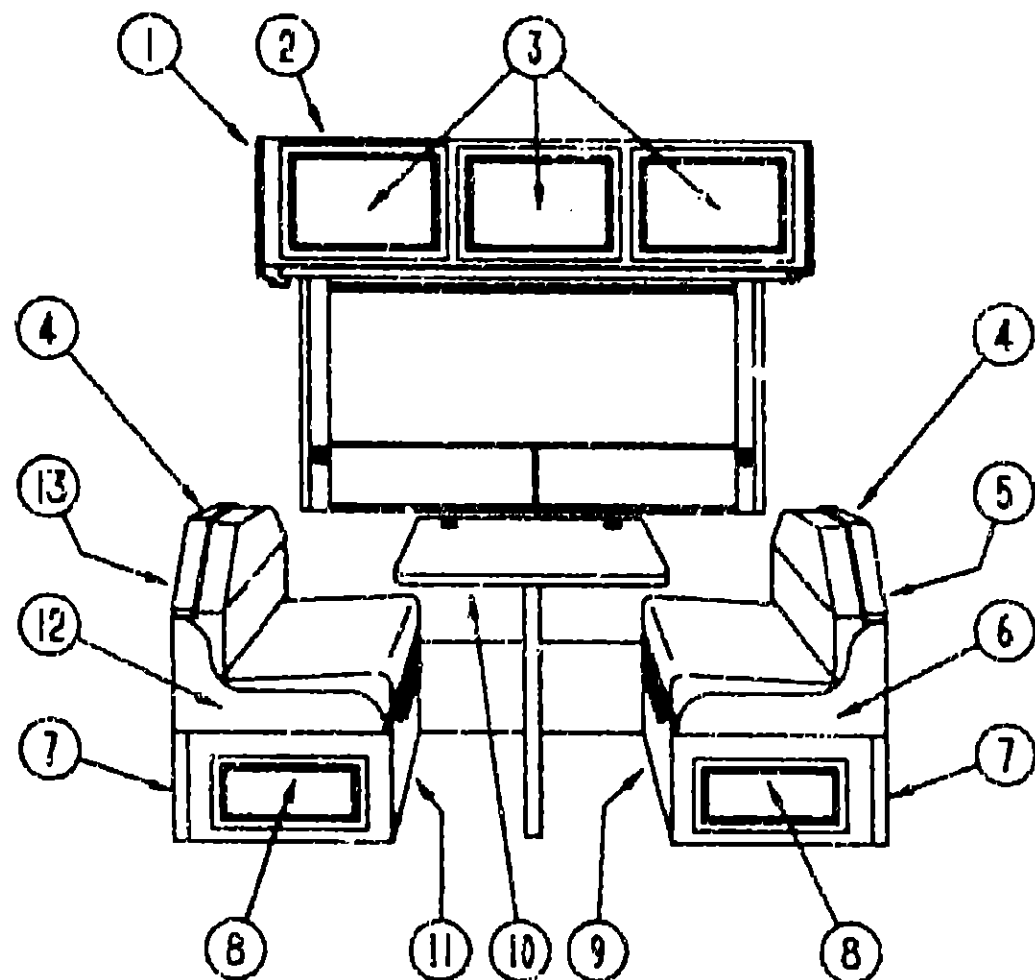
INTRODUCTION	A-01 - A-02
ABBREVIATIONS	A-03
ALPHABETICAL INDEX	A-04 - A-06
WCN25RC	A-07 - F-02
WCN34RD	F-03 - K-12

1991 WCN34RQ INDEX

FLOOR PLAN	F-03 - F-04
ACCESSORIES	F-05 - F-14
BATH	F-15 - F-18
BEDROOM	F-19 - F-22
CHASSIS	F-23 - G-10
C C & PAD	G-11 - G-22
DINETTE	G-23 - G-24
DRIVERS	H-01 - H-08
ELECTRICAL	H-09 - H-16
EXTERIOR BODY	H-17 - H-22
GALLEY	H-23 - I-06
HEATING & A/C	I-07 - I-10
INTERIOR FINISH	I-11 - I-14
LABELS	I-15 - I-22
LP	I-23
LOUNGE	I-24 - J-01
SEALANTS & FASTENERS	J-02 - J-04
WATER & SEWAGE	J-05 - J-09
WINDOW, VENT AND EXTERIOR DOOR	J-10 - K-12

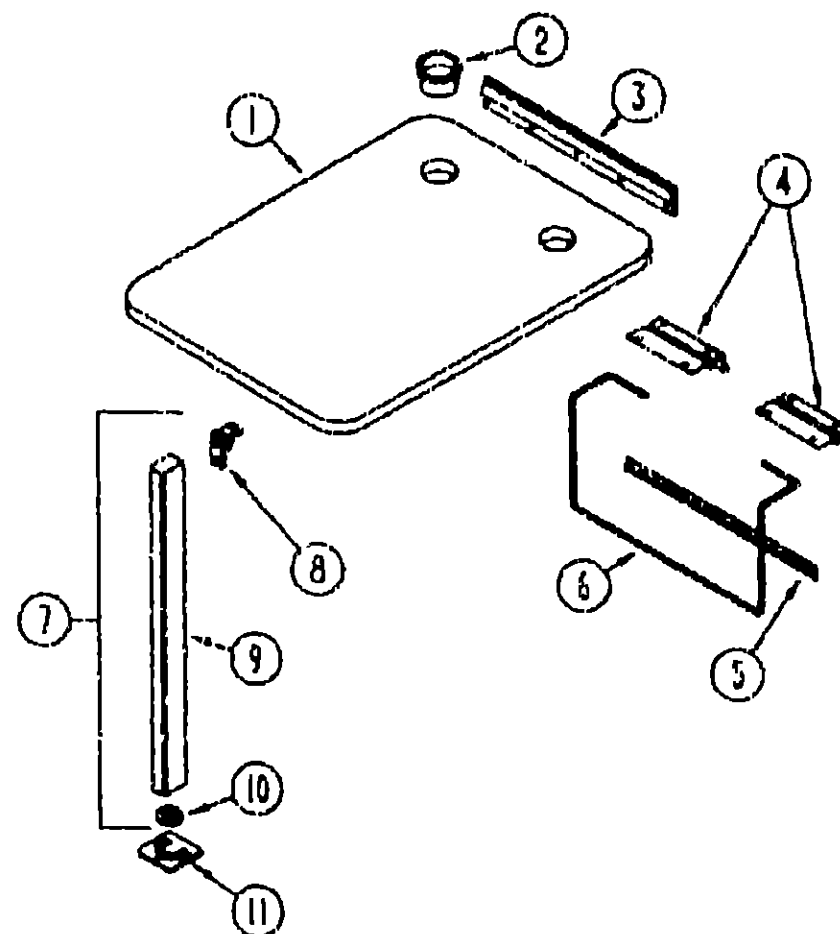
KEY	PART NUMBER	U/M DESCRIPTION
1	101171-01-B07	EA SEAT-BUCKET, W/O BASE OR SKIRT (B07) FROM: 00-00-00 THRU: 02-10-91
1	101171-01-B08	EA SEAT-BUCKET, W/O BASE OR SKIRT (B08) FROM: 00-00-00 THRU: 02-10-91
1	101171-01-B09	EA SEAT-BUCKET, W/O BASE OR SKIRT (B09) FROM: 00-00-00 THRU: 02-10-91
1	101171-01-B10	EA SEAT-BUCKET, W/O BASE OR SKIRT (B22) FROM: 00-00-00 THRU: 02-10-91
1	101171-04-B08	EA SEAT-BUCKET, W/O BASE OR SKIRT (B08) FROM: 02-11-91 THRU: 99-99-99
1	101171-04-B09	EA SEAT-BUCKET, W/O BASE OR SKIRT (B09) FROM: 02-11-91 THRU: 99-99-99
2	M03445-24-B07	EA COVER-BACK (B07/B22)
2	M03445-24-B08	EA COVER-BACK (B08)
2	M03445-24-B09	EA COVER-BACK (B09)

DINETTE GROUP



OVERHEAD CABINET, PADS & SEATBELT

DINETTE GROUP (CONTINUED)



DINETTE TABLE & COMPONENTS

**1991 WINNEBAGO
TABLE OF CONTENTS**

INTRODUCTION	A-01 -	A-02
ABBREVIATIONS		A-03
ALPHABETICAL INDEX	A-04 -	A-06
WCN25RC	A-07 -	F-02
WCN34RQ	F-03 -	K-12

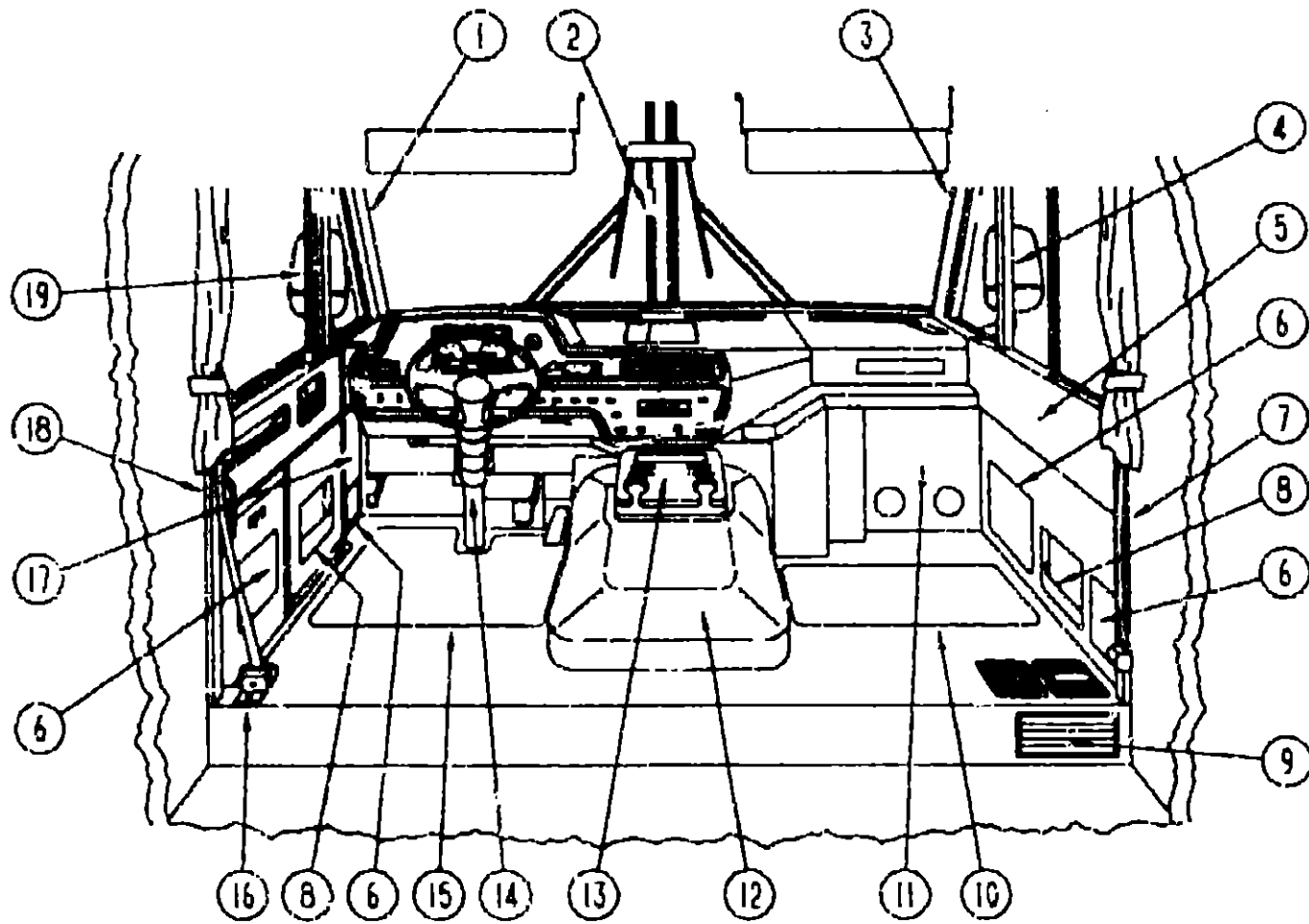
1991 WCN34RQ INDEX

FLOOR PLAN	F-03 -	F-04
ACCESSORIES	F-05 -	F-14
BATH	F-15 -	F-18
BEDROOM	F-19 -	F-22
CHASSIS	F-23 -	G-10
C C & PAD	G-11 -	G-22
DINETTE	G-23 -	G-24
DRIVERS	H-01 -	H-08
ELECTRICAL	H-09 -	H-16
EXTERIOR BODY	H-17 -	H-22
GALLEY	H-23 -	I-06
HEATING & A/C	I-07 -	I-10
INTERIOR FINISH	I-11 -	I-14
LABELS	I-15 -	I-22
LP		I-25
LOUNGE	I-24 -	J-01
SEALANTS & FASTENERS	J-02 -	J-04
WATER & SEWAGE	J-05 -	J-09
WINDOW, VENT AND EXTERIOR DOOR	J-10 -	K-12

KEY PART NUMBER	U/M DESCRIPTION
1 092747-01-B07	EA END CAP-CABINET, OVERHEAD - LEFT
2 M04154-20-B07	EA CABINET-OVERHEAD, DINETTE - W/O DOORS OR HARDWARE
3 P00520-01-B07	EA DOOR-CABINET, W/O HARDWARE - 14.4" X 21.9"
4 098454-01-AE8	EA PAD-BACKREST TOP, DINETTE (B07/B22)
4 098454-01-B08	EA PAD-BACKREST TOP, DINETTE (B08)
4 098454-01-B09	EA PAD-BACKREST TOP, DINETTE (B09)
5 M04069-02-AB6	EA CABINET-BACKREST, RIGHT - W/O DOORS OR HARDWARE
6 098432-01-AE8	EA PAD-SEAT EDGE, DINETTE - RIGHT (B07/B22)
6 098432-01-B08	EA PAD-SEAT EDGE, DINETTE - RIGHT (B08)
6 098432-01-B09	EA PAD-SEAT EDGE, DINETTE - RIGHT (B09)
7 098433-01-AE8	EA PAD-SEATBASE EDGE, DINETTE (B07/B22)
7 098433-01-B08	EA PAD-SEATBASE EDGE, DINETTE (B08)
7 098433-01-B09	EA PAD-SEATBASE EDGE, DINETTE (B09)
0 P00520-19-B07	EA DOOR - CABINET SEATBASE 10" X 19.1"
9 M04070-02-B07	EA CABINET-SEATBASE, RIGHT - W/O DOORS OR HARDWARE OR SEAT PADS
10 M02115-09-B03	EA TABLE-DINETTE, W/O HARDWARE
11 M04189-01-B07	EA CABINET-SEATBASE, LEFT - W/O DOORS OR HARDWARE OR SEAT PADS
12 098432-02-AE8	EA PAD-SEAT EDGE, DINETTE - LEFT (B07/B22)
12 098432-02-B08	EA PAD-SEAT EDGE, DINETTE - LEFT (B08)
12 098432-02-B09	EA PAD-SEAT EDGE, DINETTE - LEFT (B09)
13 M04188-01-B07	EA CABINET-BACKREST, LEFT - W/O DOORS OR HARDWARE
070578-01-B27	EA BUTTON-SCREW-STUD, #30 (B07/B22)
070578-01-B05	EA BUTTON-SCREW-STUD, #30 (B08)
070578-01-B09	EA BUTTON-SCREW-STUD, #30 (B09)
070578-02-X19	EA BUTTON-SNAP TOP, VINYL COVERED
007021-01-007	EA BELT-SEAT, 2" X 90" - BLACK
000044-07-008	EA NUT-HEX, SER FLG LK - 7/16-20 ZN
057759-01-000	EA WASHER BRACKET-SEAT BELT, 4" DIAMETER

KEY PART NUMBER	U/M DESCRIPTION
1 M02115-09-B03	EA TABLE-DINETTE, W/O HARDWARE
004354-01-000	EA BUMPER-CABINET DOOR, RUBBER - BROWN
2 064781-06-000	EA HOLDER-CUP, TWO STEP - OFF WHITE
3 053200-05-000	EA SUPPORT-TABLE, 23.5", BEIGE
4 088410-01-000	EA BRACKET-LIFT, TABLE MOUNTED - BEIGE
5 024281-07-000	EA BRACKET-LIFT ROD, LOWER WALL MOUNTED - BEIGE
6 024275-11-000	EA ROD-TABLE LIFT, 8" X 18.5" - BEIGE
7 092707-01-01A	EA MOLDING-WOOD, TABLE LEG - 27" - REGAL OAK
8 093550-01-000	EA BRACKET-FOLDING LEG
9 092708-01-Y15	EA LEG-TABLE, W/CATCH & BRACKET - 27" - WOOD
10 092593-01-04A	EA CATCH-TABLE LEG, BEIGE
11 049493-01-000	EA FLOOR CATCH - TABLE LEG - BEIGE

DRIVERS COMPARTMENT GROUP



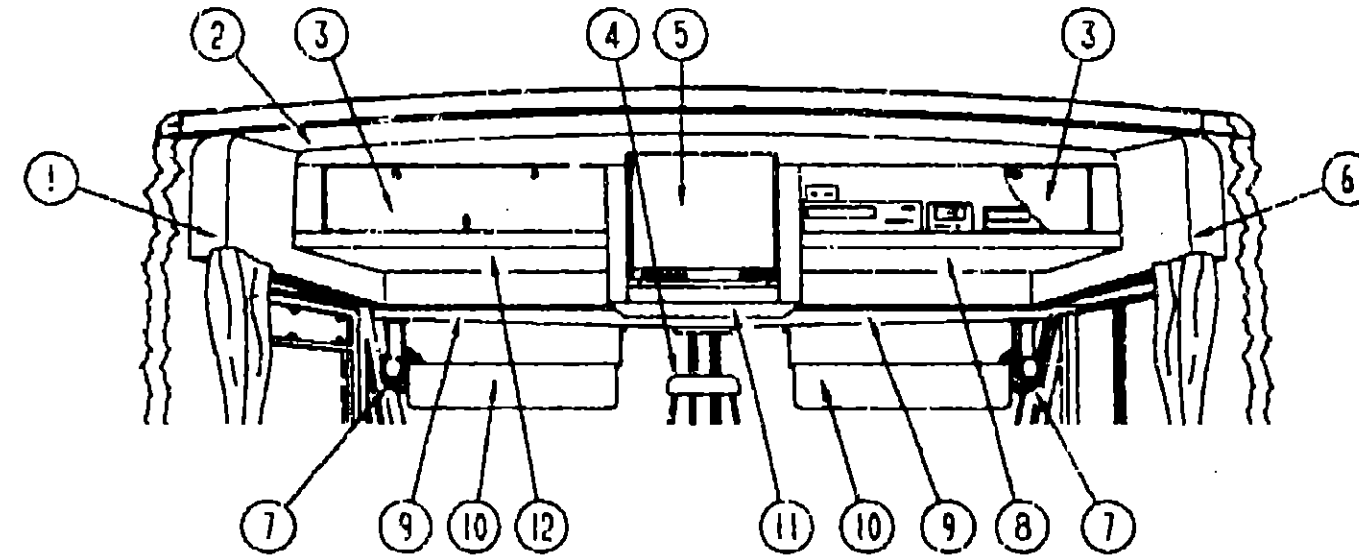
LOWER DRIVERS COMPARTMENT

KEY PART NUMBER	U/M DESCRIPTION
1 092584-02-01A	EA COVER-A PILLAR, DRIVER - LIGHT FAWN
2 077144-07-000	EA COVER-CENTER PILLAR, WINDSHIELD - LIGHT FAWN
2 077144-03-000	EA COVER-CENTER PILLAR, WINDSHIELD - LIGHT FAWN - UNCUT
3 092584-01-01A	EA COVER-A PILLAR, PASSENGER - LIGHT FAWN
4 092585-01-01A	EA COVER-PILLAR, PASSENGER SIDE - LIGHT FAWN
5 092582-01-01A	EA PANEL-PASSENGER SIDE - LIGHT FAWN
6 093195-01-AE6	EA PAD-DOOR (B07, B22)
6 093195-01-B08	EA PAD-DOOR (B08)
6 093195-01-B09	EA PAD-DOOR (B09)
7 097240-01-01A	EA COVER-B PILLAR, PASS - 58" X 2.1" - PLASTIC - OFF WHITE
8 097308-01-01A	EA COVER-MAP POCKET
9 093614-01-01A	EA GRILLE-RETURN AIR, FURNACE - 15.6" X 7.6" - BROWN
10 081202-01-000	EA MAT-FLOOR, FRONT - PASSENGER
091739-01-000	EA PANEL-TOE KICK, PASSENGER SIDE
11 095757-01-B07	EA COVER-HEATER, W/2 LOUVERED OUTLETS - 10.2" X 17.5" (B07/B22)
11 095757-01-B08	EA COVER-HEATER, W/2 LOUVERED OUTLETS - 10.2" X 17.5" (B08)
	FROM: 00-00-00 THRU: 02-10-91
11 095757-01-B09	EA COVER-HEATER, W/2 LOUVERED OUTLETS - 10.2" X 17.5" (B09)
	FROM: 02-11-91 THRU: 99-99-99
11 095757-01-B09	EA COVER-HEATER, W/2 LOUVERED OUTLETS - 10.2" X 17.5" (B09)
024990-02-000	EA OUTLET DEFROSTER, W/SWIVEL - 2" DIA - GRAY
12 097552-01-000	EA COVER-MOTOR W/O CARPET
075564-01-000	EA BRACKET-MOUNTING, MOTOR COVER
092406-01-000	EA TRIM-MOTOR COVER, ALUMINUM
039623-01-000	FT SEAL-MOTOR COVER, RUBBER BULB TYPE - BLACK
13 098132-01-AB6	EA TRAY-BEVERAGE, WOOD
098911-01-01A	EA INSERT-BEVERAGE TRAY
M04032-01-AB1	EA DOWEL-WOOD STAINED
077920-02-000	EA WIRE ASM-BEVERAGE TRAY

DRIVERS COMPARTMENT GROUP (CONTINUED)

LOWER DRIVERS COMPARTMENT CONTINUED

KEY PART NUMBER	DESCRIPTION
14 076245-01-000	EA BOOT-STEERING COLUMN
	FROM: 00-00-00 THRU: 02-10-91
14 103498-01-000	EA BOOT-STEERING COLUMN - BOTTOM
	FROM: 02-11-91 THRU: 99-99-99
14 103496-03-000	EA BOOT-STEERING COLUMN - TOP
	FROM: 02-11-91 THRU: 99-99-99
096770-02-000	EA SUPPORT-STEERING COLUMN
15 081202-01-000	EA MAT-FLOOR, FRONT - DRIVER
091739-02-000	EA PANEL-TOE KICK, DRIVER SIDE
16 091990-02-01A	EA BRACKET-SEAT BELT, DRIVERS - FLOOR MOUNT
17 092583-02-01A	EA PANEL-KICK, LOWER DRIVER SIDE - LIGHT FAWN
18 097239-01-01A	EA COVER-B PILLAR, DR - 58" X 2.2" - PLASTIC - OFF WHITE
091990-01-01A	EA SEAT BELT-SHOULDER HARNESS - DRIVERS/PASSENGERS - BLACK
091990-01-700	EA BOLT COVER
19 092585-02-01A	EA COVER-HINGE PILLAR, DRIVER - LIGHT FAWN



UPPER DRIVERS COMPARTMENT

KEY PART NUMBER	U/M DESCRIPTION
1 092471-04-01A	EA TRIM-SIDE, UPPER DRIVER - OFF WHITE - 33 1/4"
2 100898-01-B07	EA CABINET FACE, FRONT OVERHEAD
3 100708-03-000	EA DOOR-GLASS, W/O HARDWARE
4 040714-01-700	EA MIRROR INSIDE REAR VIEW KIT
5 P00520-84-B07	EA DOOR-CABINET, CENTER OVERHEAD - W/O HARDWARE
6 092471-03-01A	EA TRIM-SIDE, UPPER PASSENGER - OFF WHITE - 33 1/4"
7 036420-02-000	EA FAN-DEFROSTER, 2 SPEED - 6" DIAMETER
097372-03-01A	EA SWITCH-ON/OFF/ON
000G39-08-24B	EA SCREW-SF/DR, 8-18 X 1 1/2 PPH ZN
8 P00957-01-B07	EA SHELF-CABINET BASE, PASSENGER SIDE - VINYL COVERED
9 093884-03-B07	EA HEADLINER-FRONT, PLASTIC - OFF WHITE
10 082286-05-B07	EA SUNVISOR-DRIVER OR PASSENGER - OFF WHITE
000G39-10-12D	EA SCREW-SF/DR, 10-16 X 3/4 PPH - BLACK
102377-01-000	EA BRACKET-VISOR, 1 PIECE
007211-01-000	EA HINGE-SUNVISOR
074012-01-000	EA CLIP-SUNVISOR, SQUARE - PINCH ON
085709-01-000	EA MOUNT-SUNVISOR, CLIP TYPE - BLACK
11 P00959-01-B07	EA SHELF-CABINET BASE, CENTER - VINYL COVERED
100954-01-000	EA SHELF-TV, STEEL
101150-01-000	EA SUPPORT-SHELF, TV - PASSENGER SIDE - STEEL
101150-02-000	EA SUPPORT-SHELF, TV - DRIVER SIDE - STEEL
H-01 12 P00957-02-B07	EA SHELF-CABINET BASE, DRIVER SIDE - VINYL COVERED

1991 WINNEBAGO TABLE OF CONTENTS

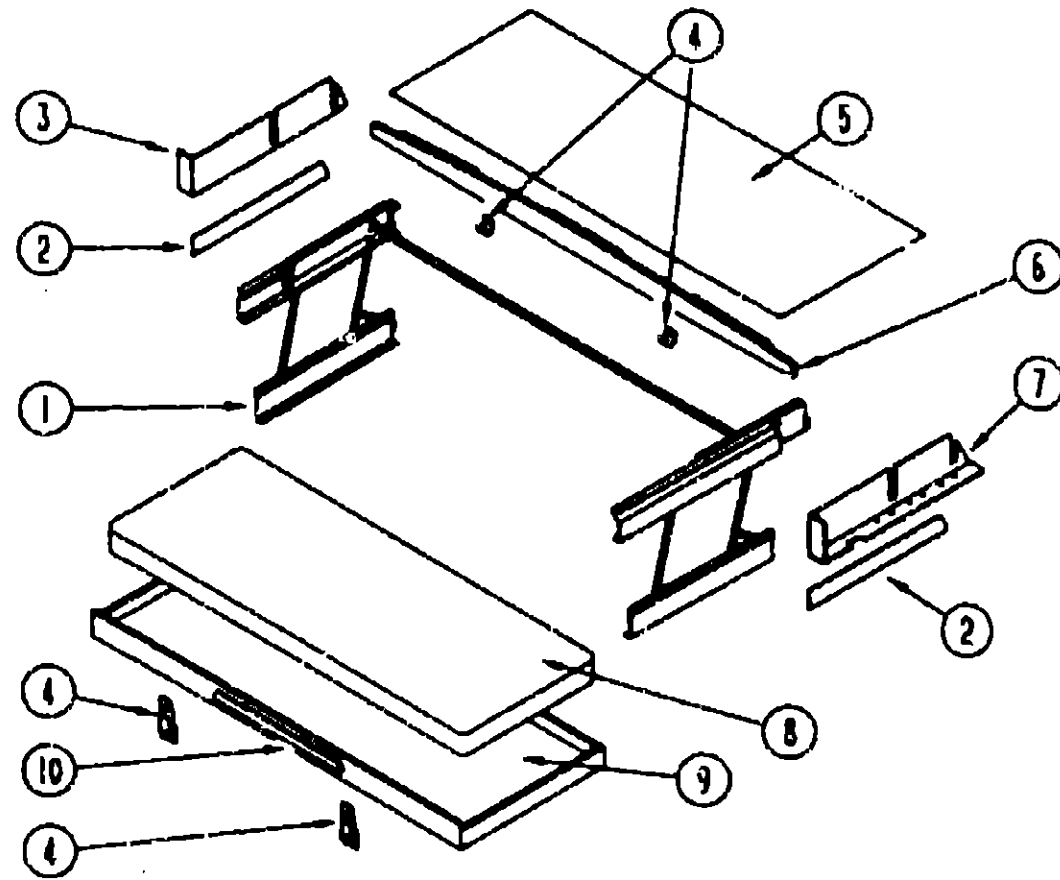
INTRODUCTION	A-01 - A-02
ABBREVIATIONS	A-03
ALPHABETICAL INDEX	A-04 - A-08
WCN25RC	A-07 - F-02
WCN34RQ	F-03 - K-12

1991 WCN34RQ INDEX

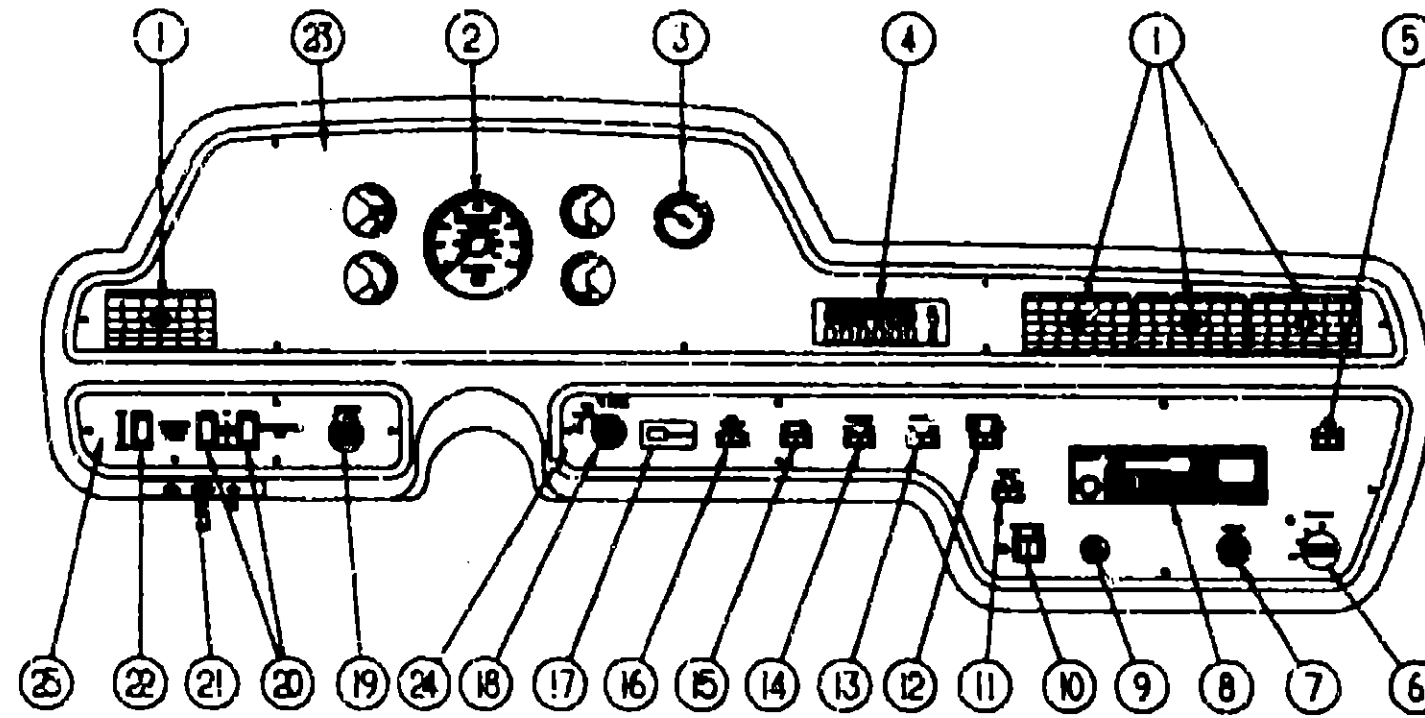
FLOOR PLAN	F-03 - F-04
ACCESSORIES	F-05 - F-14
BATH	F-15 - F-18
BEDROOM	F-19 - F-22
CHASSIS	F-23 - G-10
C C & PAD	G-11 - G-22
DINETTE	G-23 - G-24
DRIVERS	H-01 - H-08
ELECTRICAL	H-09 - H-16
EXTERIOR BODY	H-17 - H-22
GALLEY	H-23 - I-06
HEATING & A/C	I-07 - I-10
INTERIOR FINISH	I-11 - I-14
LABELS	I-15 - I-22
LP	I-23
LOUNGE	I-24 - J-01
SEALANTS & FASTENERS	J-02 - J-04
WATER & SEWAGE	J-05 - J-09
WINDOW, VENT AND	
EXTERIOR DOOR	J-10 - K-12

DRIVERS COMPARTMENT GROUP (CONTINUED)

DRIVERS COMPARTMENT GROUP (CONTINUED)



FRONT BUNK-SINGLE



DASH SWITCHES, GAUGES & COMPONENTS (FORD)

**1991 WINNEBAGO
TABLE OF CONTENTS**

INTRODUCTION	A-01 -	A-02
ABBREVIATIONS		A-03
ALPHABETICAL INDEX	A-04 -	A-06
WCN25RC	A-07 -	F-02
WCN34RQ	F-03 -	K-12

KEY PART NUMBER	U/M DESCRIPTION
1 076760-02-000	EA BUNK HARDWARE
075760-02-700	EA SPRING-GAS-BUNK HARDWARE
2 092472-02-01A	EA TRIM-SIDE, SIDE - LOWER DR & PASS - 15.5' LONG - OFF WHITE
3 092471-02-01A	EA TRIM-SIDE, UPPER DRIVER - OFF WHITE - 33 1/4"
4 042541-04-700	EA LATCH-W/STRIKE, (2 SETS) - BRASS
042541-04-000	EA LATCH-W/O STRIKE - BRASS
042541-05-000	EA STRIKE-BRASS
049465-04-000	EA SCREW, 10-16 X 1 PTH W/WASHER - BEIGE
075943-02-000	EA BRACE-ANGLE, W/HOLES - 1" X 1.5" X 14"- ALUMINUM - BEIGE
5 069352-03-000	YD VINYL-FABRIC, 54" WIDE - CEILING
093884-03-B07	EA HEADLINER-FRONT, PLASTIC - OFF WHITE
100423-01-01A	EA PLATE-MOUNTING, TRIANGLE SHAPED - PLASTIC
6 M93055-01-Y12	EA BOARD-BUNK, TRIM - CEILING MOUNTED
016604-03-000	EA BRACE-L/ANGLED, 2.5" - BEIGE
7 092471-01-01A	EA TRIM-SIDE, UPPER PASSENGER - OFF WHITE - 33 1/4"
8 079145-05-000	EA CUSHION-BUNK, OVERHEAD - 30" X 73" X 4"
M79145-05-000	EA COVER-BUNK CUSHION, OVERHEAD - 30" X 73" X 4"
9 021717-04-Y12	EA BED-BUNK, FRONT
10 094658-01-Y12	EA HANDLE-BUNK, OAK

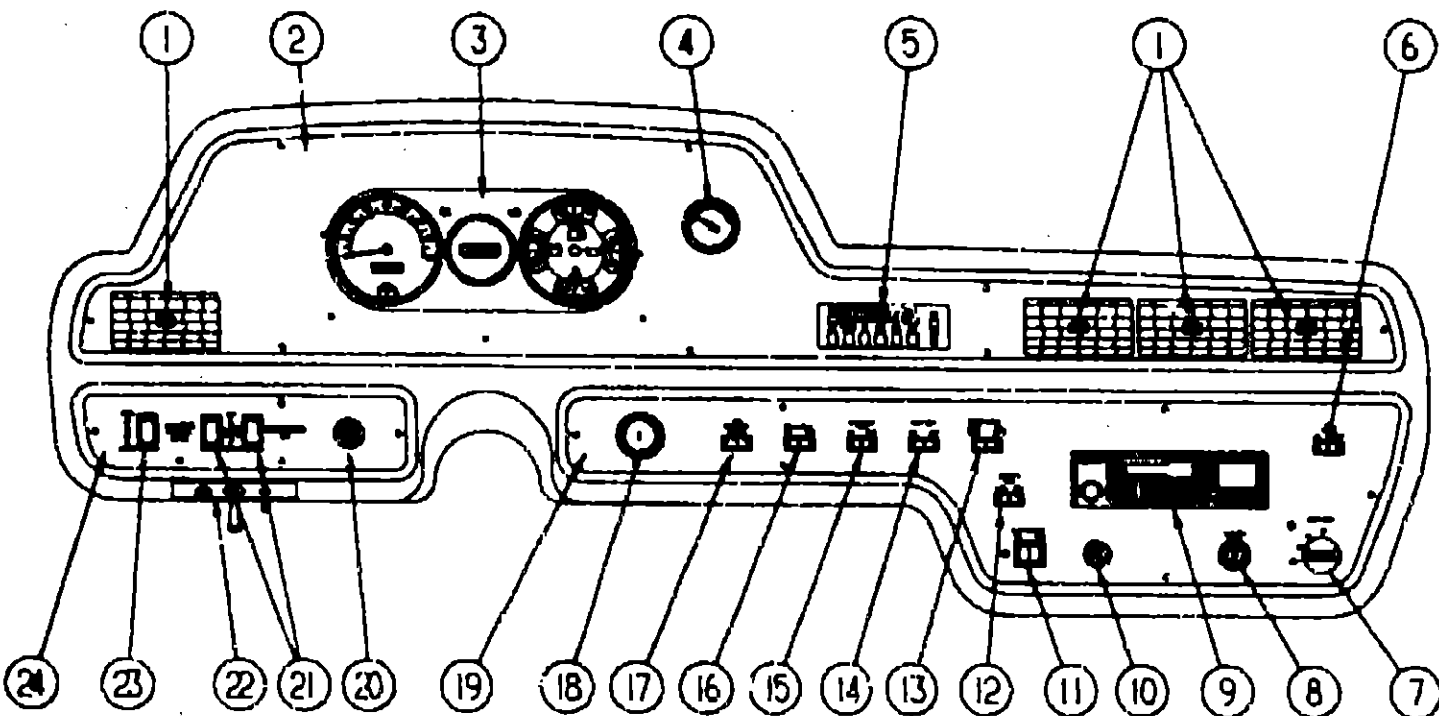
KEY PART NUMBER	U/M DESCRIPTION
1 076783-02-000	EA LOUVER ASM-ADJUSTABLE VENT - AIR CONDITIONING
2 094796-01-000	EA INSTRUMENT CLUSTER (CANADIAN)
3 024460-04-000	EA VACUUM GAUGE
4 072341-01-710	EA CONTROL HEAD ASM-W/O DECAL - AIR CONDITIONING
072341-01-722	EA DECAL ASM-CONTROL HEAD
5 097372-01-01A	EA MAP LIGHT SWITCH
6 087202-02-000	EA SWITCH-AND KNOB, 4 POSITION
090977-01-000	EA KNOB-SWITCH, ROTARY
7 089294-01-000	EA CIGARETTE LIGHTER
8 097459-01-000	EA RADIO-AM/FM STEREO, CASSETTE (STANDARD)
097460-02-000	EA RADIO-AM/FM STEREO, CASSETTE - W/ELECTRONIC TUNE (OPTIONAL)
9 085759-01-000	EA LIGHT-WARNING, "LOW AIR"
10 086272-02-000	EA AUXILIARY BATTERY DISCONNECT SWITCH
11 097372-05-01A	EA BATTERY MODE SWITCH
12 097372-08-01A	EA RADIO POWER SWITCH
13 097372-01-01A	EA AIR HORN SWITCH
14 097372-03-01A	EA AUXILIARY DEFROST FAN SWITCH
15 097372-01-01A	EA FOG LIGHT SWITCH
16 097372-07-01A	EA ICC COURTESY BLINK SWITCH
17 NONE	EA OVERDRIVE CANCEL SWITCH (CHASSIS SUPPLIED)
18 081206-02-000	EA WINDSHIELD WIPER/WASHER SWITCH
19 096675-01-000	EA HEADLIGHT SWITCH
20 097372-04-01A	EA LEVEL SWITCH-AIR RIDE, LEFT OR RIGHT
21 051057-03-000	EA SEARCHLIGHT SWITCH
21 051057-04-000	EA SEARCHLIGHT SWITCH
	FROM: 00-00-00 THRU 01-20-91
22 097372-08-01A	EA AIR RIDE MODE SWITCH
23 100602-03-02A	EA BEZEL ASM. - INSTRUMENT PANEL - UPPER (FORD)
	FROM: 00-00-00 THRU 08-11-91
23 100602-06-01A	EA BEZEL ASM. - INSTRUMENT PANEL - UPPER - NO APPLIQUE - (FORD)
	FROM: 08-12-91 THRU: 99-99-99
23 100602-09-02A	EA APPLIQUE-BEZEL - INSTRUMENT PANEL - SUNFLYER - (FORD)
	FROM: 08-12-91 THRU: 99-99-99
24 101024-03-01A	EA BEZEL ASM. - INSTRUMENT PANEL, LOWER - RIGHT - (FORD)
25 101025-02-01A	EA BEZEL ASM. - INSTRUMENT PANEL, LOWER - LEFT - (FORD)

1991 WCN34RQ INDEX

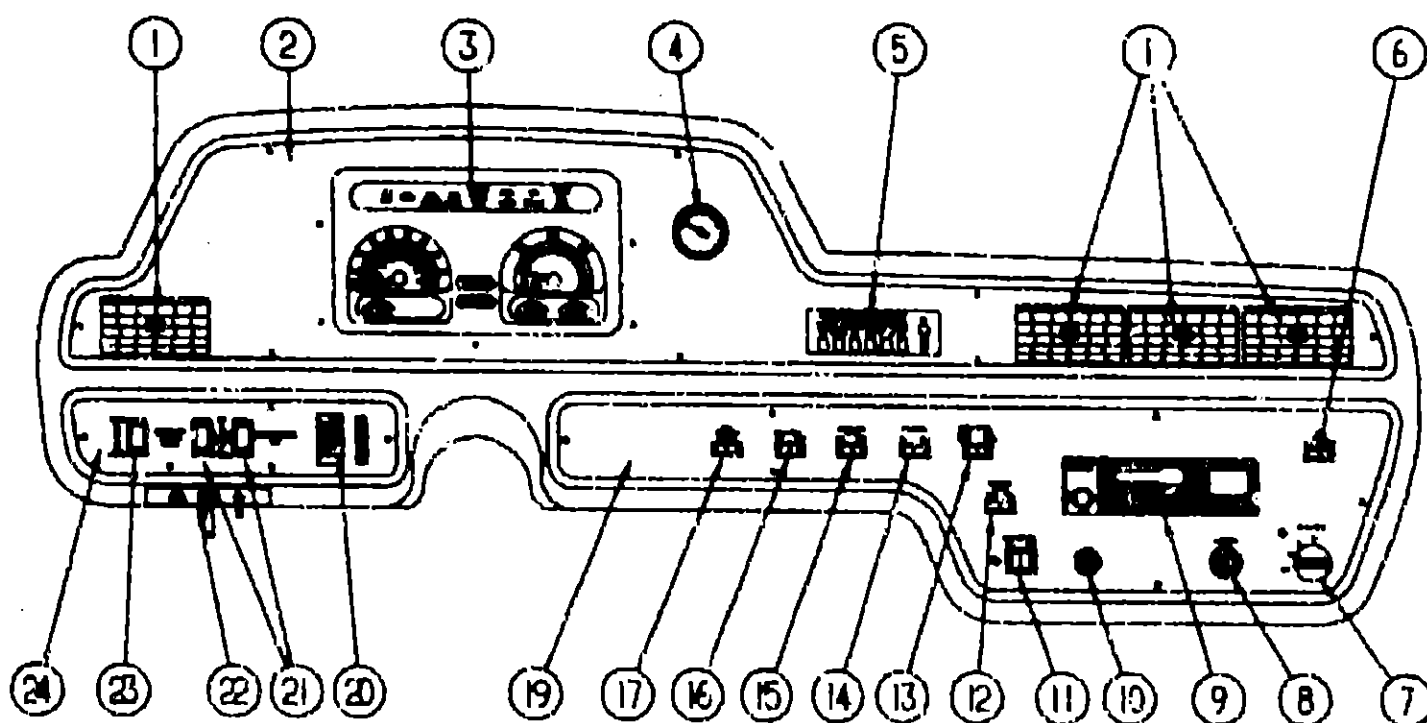
FLOOR PLAN	F-03 -	F-04
ACCESSORIES	F-05 -	F-14
BATH	F-15 -	F-18
BEDROOM	F-19 -	F-22
CHASSIS	F-23 -	G-10
C C & PAD	G-11 -	G-22
DINETTE	G-23 -	G-24
DRIVERS	H-01 -	H-08
ELECTRICAL	H-09 -	H-18
EXTERIOR BODY	H-17 -	H-22
GALLEY	H-23 -	I-06
HEATING & A/C	I-07 -	I-10
INTERIOR FINISH	I-11 -	I-14
LABELS	I-15 -	I-22
LP		I-23
LOUNGE	I-24 -	J-01
SEALANTS & FASTENERS	J-02 -	J-04
WATER & SEWAGE	J-05 -	J-09
WINDOW, VENT AND EXTERIOR DOOR	J-10 -	K-12

DRIVERS COMPARTMENT GROUP (CONTINUED)
DASH SWITCHES, GAUGES & COMPONENTS

1990 CHASSIS (CHEVY)



1991 CHASSIS (CHEVY)



KEY	PART NUMBER	U/M	DESCRIPTION
1	078783-02-000	EA	LOUVER ASM. - ADJUSTABLE VENT - AIR CONDITIONING
2	100602-01-02A	EA	BEZEL ASM. - INSTRUMENT PANEL - UPPER (90 CHASSIS) FROM: 00-00-00 THRU: 04-01-91
2	100602-02-02A	EA	BEZEL ASM. - INSTRUMENT PANEL - UPPER (91 CHASSIS) FROM: 04-02-91 THRU: 04-21-91
2	100602-05-01A	EA	BEZEL ASM. - INSTRUMENT PANEL - UPPER (91 CHASSIS) FROM: 04-22-91 THRU: 99-99-99
2	100602-08-02A	EA	APPLIQUE-BEZEL - INSTRUMENT PANEL - W/BLACK CHIEFTAIN (91 CHASSIS) FROM: 04-22-91 THRU: 99-99-99
3	NOTE	EA	INSTRUMENT CLUSTER - GAS (US) IS SUPPLIED BY CHASSIS MANUFACTURER
3	094796-01-000	EA	INSTRUMENT CLUSTER - GAS (CANADIAN) (90 CHASSIS) FROM: 00-00-00 THRU: 04-01-91
3	094796-03-000	EA	INSTRUMENT CLUSTER - GAS (CANADIAN) (91 CHASSIS) FROM: 04-02-91 THRU: 99-99-99
4	024460-04-000	EA	VACCUM GAUGE
5	072341-01-710	EA	CONTROL HEAD ASM. - W/O DECAL - AIR CONDITIONING
5	072341-01-722	EA	DECAL ASM. - CONTROL HEAD
6	097372-01-01A	EA	SWITCH-MAP LIGHT
7	090979-01-000	EA	PLUG-INSTRUMENT PANEL, .45" DIA
7	087202-02-000	EA	SWITCH-REAR AUTO HEATER
7	090977-01-000	EA	KNOB-REAR AUTO HEATER SWITCH
8	089294-01-000	EA	LIGHTER-CIGARETTE
9	097459-01-000	EA	RADIO-AM/FM STEREO, CASSETTE
9	097460-02-000	EA	RADIO-AM/FM STEREO, CASSETTE W/ELECTRONIC TUNE
10	085759-01-000	EA	LIGHT-WARNING, "LOW AIR"
11	086272-02-000	EA	SWITCH-BATTERY DISCONNECT
11	081087-01-000	EA	LIGHT ASM. - INDICATOR, JENSEN
12	097372-05-01A	EA	SWITCH-DUAL BATTERY
13	097372-08-01A	EA	SWITCH-RADIO POWER
14	097372-06-01A	EA	SWITCH-BLANK
15	097372-06-01A	EA	SWITCH-BLANK
15	097372-03-01A	EA	SWITCH-AUXILIARY FANS
16	097372-06-01A	EA	SWITCH-BLANK
17	097372-07-01A	EA	SWITCH-COURTESY BLINKERS
18	NOTE	EA	SWITCH-IGNITION (CHASSIS PROVIDED)
19	1G1024-01-01A	EA	INSTRUMENT PANEL, LOWER - RIGHT (90 CHASSIS) FROM: 00-00-00 THRU: 04-01-91
19	101024-02-01A	EA	INSTRUMENT PANEL, LOWER - RIGHT (91 CHASSIS) FROM: 04-02-91 THRU: 99-99-99
20	NOTE	EA	SWITCH-HEADLAMP (CHASSIS PROVIDED)
21	097372-04-01A	EA	LEVEL SWITCH-AIR RIDE, LEFT OR RIGHT
22	051057-03-000	EA	SEARCHLIGHT SWITCH FROM: 00-00-00 THRU: 01-20-91
22	051057-04-000	EA	SEARCHLIGHT SWITCH FROM: 01-21-91 THRU: 99-99-99
23	097372-08-01A	EA	AIR RIDE MODE SWITCH
24	101025-02-01A	EA	BEZEL ASM. - INSTRUMENT PANEL, LOWER - LEFT (90 CHASSIS) FROM: 00-00-00 THRU: 04-01-91
24	101025-04-01A	EA	BEZEL ASM. - INSTRUMENT PANEL, LOWER - LEFT (91 CHASSIS) FROM: 04-02-91 THRU: 99-99-99
	076788-01-000	EA	SOCKET-MINI BAYONET LAMP
	076788-02-000	EA	CYLINDER-CARDBOARD, LAMP
	076788-03-000	EA	LAMP PLATE ASM.
	076788-04-000	EA	LAMP PLATE ASM. - TURN SIGNAL
	077031-01-000	EA	FILM-BLACK, 1" X 1.75"
	077031-02-000	EA	FILM-AMBER, 1" X 1.75"

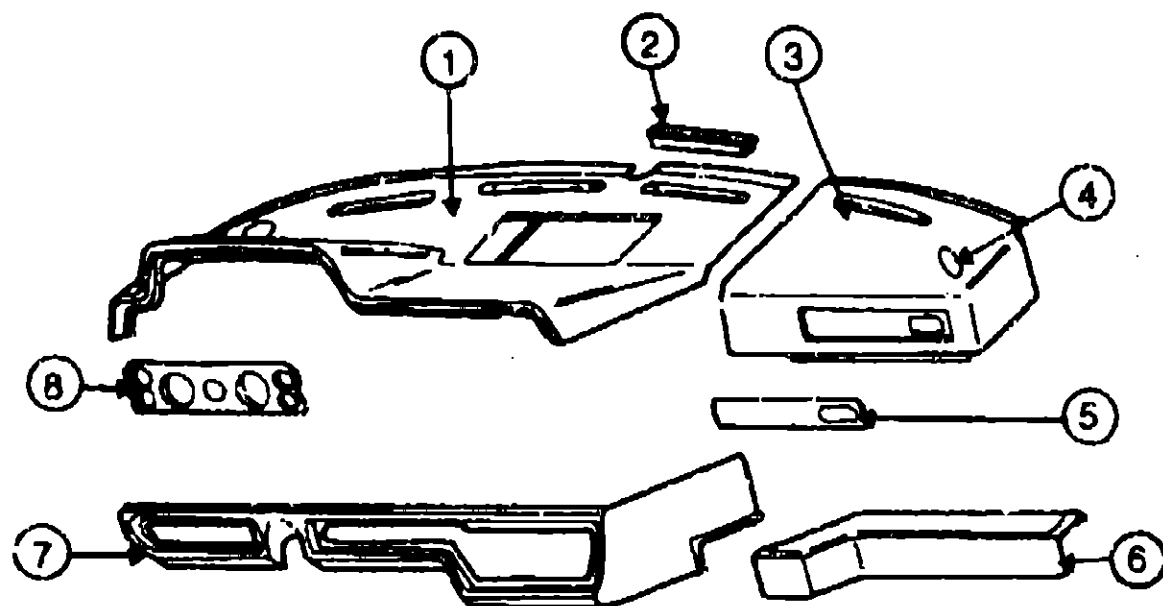
1991 WINNEBAGO
TABLE OF CONTENTS

INTRODUCTION	A-01 - A-02
ABBREVIATIONS	A-03
ALPHABETICAL INDEX	A-04 - A-08
WCN25RC	A-07 - F-02
WCN34RQ	F-03 - K-12

1991 WCN34RQ INDEX

FLOOR PLAN	F-03 - F-04
ACCESSORIES	F-05 - F-14
BATH	F-15 - F-18
BEDROOM	F-19 - F-22
CHASSIS	F-23 - G-10
C C & PAD	G-11 - G-22
DINETTE	G-23 - G-24
DRIVERS	H-01 - H-08
ELECTRICAL	H-09 - H-16
EXTERIOR BODY	H-17 - H-22
GALLEY	H-23 - I-06
HEATING & A/C	I-07 - I-10
INTERIOR FINISH	I-11 - I-14
LABELS	I-15 - I-22
LP	I-23
LOUNGE	I-24 - J-01
SEALANTS & FASTENERS	J-02 - J-04
WATER & SEWAGE	J-05 - J-09
WINDOW, VENT AND EXTERIOR DOOR	J-10 - K-12

DRIVERS COMPARTMENT GROUP (CONTINUED)



DASH & INSTRUMENT PANELS

KEY	PART NUMBER	U/M DESCRIPTION
1	102122-01-907	EA DASH-INSTRUMENT PANEL, UPPER - LEFT FROM: 00-00-00 THRU: 01-27-91
1	102122-02-807	EA DASH-INSTRUMENT PANEL, UPPER - LEFT FROM: 01-28-91 THRU: 99-99-99
2	091930-02-000	EA DUCT-DEFROSTER, W/O SIDE OUTL ARA 0571020 FROM: 00-00-00 THRU: 07-22-90
2	091930-03-000	EA DUCT-DEFROSTER, W/O SIDE OUTLET - ARE 0571109 FROM: 07-22-90 THRU: 05-12-91
2	103017-01-000	EA PLENUM-DEFROSTER FROM: 05-13-91 THRU: 99-99-99
2	077075-01-000	EA GASKET-INSTRUMENT PANEL TO DEFROSTER PLENUM, 6" X 11.3"
	077075-02-000	EA GASKET-INSTRUMENT PANEL TO DEFROSTER PLENUM, 6" X 10.2"
3	085252-02-Y10	EA DASH-INSTRUMENT PANEL, UPPER - RIGHT
4	073741-03-000	EA SPEAKER-OVAL, 4" X 6"
4	073741-04-000	EA GRILLE-OVAL SPEAKER, 4" X 6"
5	076797-03-000	EA INSTRUMENT PANEL, RIGHT - MATTE
8	076734-05-000	EA INSTRUMENT PANEL, TRAY - RIGHT
7	101055-01-01A	EA DASH ASM. - INSTRUMENT PANEL, LOWER - LEFT
	076667-01-000	EA BRACKET-"V" LIPPED, 3.5" X 1" - STEEL - W/O SCREW HOLE
	C75867-02-000	EA BRACKET-"V" LIPPED, 3.4" X 1" - STEEL - W/SCREW HOLE
	076872-01-000	EA BRACKET-"V" LIPPED, 2.7" X 1" - STEEL - W/O SCREW HOLE
	077001-01-000	EA ANGLE-MOUNTING, ROOF PANEL - "V" ANGLE - 3" X 2.4" X 1.5"
8	077353-01-000	EA SHROUD-INSTRUMENT CLUSTER, 20" X 5.1" - PLASTIC - BLACK
8	077353-09-000	EA SHROUD-INSTRUMENT CLUSTER, 20" X 5.1" - PLASTIC - BLACK (W/GENERATOR)

DRIVERS COMPARTMENT GROUP (CONTINUED)

DASH COMPONENTS

KEY PART NUMBER	U/M DESCRIPTION
077001-01-000	EA ANGLE-MOUNTING, ROOF PANEL - "V" ANGLE - 3" X 2.4" X 1.5"
100158-01-000	EA WIRE ASM-DAYTIME RUNNING LIGHTS
100159-01-000	EA WIRE ASM-DAYTIME RUNNING LIGHTS, W/FUSE
098241-03-000	EA SWITCH-BLANK
079364-01-000	EA SWITCH-ON/OFF, ROCKER - BROWN
063912-02-000	EA RELAY-CANISTER, SPDT - W/RESISTOR
088476-01-000	EA SOCKET-CONNECTOR
024990-01-000	EA OUTLET-DEFROSTER, W/SWIVEL - 2" - TAN
081914-01-000	EA BUMPER-RUBBER, ROUND - .43" DIA. - BLACK
088285-01-000	EA SPACER-NYLON, .5" OD X .257" ID
079382-01-000	EA SCREW-SOCKET, 8-18 X 1" - BLACK
079383-03-000	EA SCREW-SF/DR, 8-20 X 1PL WASHER - BEIGE

**1991 WINNEBAGO
TABLE OF CONTENTS**

INTRODUCTION	A-01	A-02
ABBREVIATIONS		A-03
ALPHABETICAL INDEX	A-04	A-08
WCN25RC	A-07	F-02
WCN34RC	F-03	K-12

1991 WCN34RQ INDEX

FLOOR PLAN	F-03	F-04
ACCESSORIES	F-05	F-14
BATH	F-15	F-18
BEDROOM	F-19	F-22
CHASSIS	F-23	G-10
C C & PAD	G-11	G-22
DINETTE	G-23	G-24
DRIVERS	H-01	H-08
ELECTRICAL	H-09	H-18
EXTERIOR BODY	H-17	H-22
GALLEY	H-23	I-08
HEATING & A/C	I-07	I-10
INTERIOR FINISH	I-11	I-14
LABELS	I-15	I-22
LP		I-23
LOUNGE	I-24	J-01
SEALANTS & FASTENERS	J-02	J-04
WATER & SEWAGE	J-05	J-09
WINDOW, VENT AND EXTERIOR DOOR	J-10	K-12

ELECTRICAL GROUP

FORD ELECTRICAL GROUP - US & CANADIAN

KEY PART NUMBER	U/M DESCRIPTION
036195-01-000	EA BULB-12V - #194 - 27AMP
058028-01-000	EA CONNECTOR-ELECTRICAL PIGTAIL, NYLON - CLEAR
035416-04-000	EA TERMINAL-RING #10 STUD FIT, INSULATED BARREL #16/14
087789-02-000	EA SOCKET-LAMP
077955-01-000	EA J CLIP-VINYL COATED, 3/8"
	USED IN WIRING TO CLEARANCE LIGHTS
035416-04-000	EA TERMINAL-RING #10 STUD FIT, INSULATED BARREL #16/14
041953-01-000	FT CONDUIT-CONVOLUTE SLIT .50ID
041953-01-000	FT CONDUIT-CONVOLUTE SLIT .625ID
041953-03-000	FT CONDUIT-CONVOLUTE SLIT, 1" ID (CLOTHES ROD COVER)
041953-06-000	FT CONDUIT-CONVOLUTE SLIT .375
041953-07-000	FT CONDUIT-CONVOLUTE SLIT .25ID
047443-01-000	EA TERMINAL-.250 RECEPTACLE FIT, INSULATED - 16/14 AWG
087745-02-000	EA HOUSING-RECEPTACLE, TRAILER - 48" WIRE LENGTH
079000-01-000	EA CONNECTOR-MOLDED, 12/2 LEAD
079378-01-000	EA TERMINAL-WEDGE BASE, 18 AWG
	NEEDED TO ATTACH BULB TO SIDEMARKER AND CLEARANCE LIGHTS
088473-08-000	EA HOUSING-PIN, 4 POSITION
088474-09-000	EA HOUSING-SOCKET
088475-01-000	EA PIN-CONNECTOR
088476-01-000	EA SOCKET-CONNECTOR
087744-02-000	EA HOUSING-TRAILER PIN, 48"
087745-01-000	EA HOUSING CAP-TRAILER PIN
007093-01-000	EA FLASHER-SIGNAL STAT
008188-01-000	EA SOLENOID-3 POST, BATTERY CHANGE OVER
008211-01-000	EA BREAKER-CIRCUIT, 12V - 6AMP
008343-02-000	EA TIE-WIRE, 14"
024459-04-000	EA GAUGE-VOLTMETER
058028-01-000	EA CONNECTOR-ELECTRICAL PIGTAIL, NYLON - CLEAR
052901-05-000	EA FUSE-15 AMPS, AUTOMOTIVE
063749-02-000	EA HOUSING-HEADLAMP, 2 BULB
063912-02-000	EA RELAY-CANISTER, SPDT W/RESIST
073328-F2-000	EA CABLE-8 GA, BLACK
008037-01-000	FT CABLE-BATTERY, 1AWG - STRANDED - BLACK
008348-01-000	EA TERMINAL-RING, 3/8" STUD - #2 WIRE
	CONNECTS CABLE TO BATT. DISC. RELAY AND BATTERY
081087-01-000	EA LIGHT ASM-INDICATOR
086273-01-000	EA RELAY-BATTERY DISCONNECT
086285-01-000	EA SPACER-NYLON, .5" OD X .257" ID
086298-01-000	EA WIRE-BATTERY DISCONNECT, RED
086298-02-000	EA WIRE-BATTERY DISCONNECT, GREEN
047443-01-000	EA TERMINAL-.250 RECEPTACLE FIT, INSULATED - 16/14 AWG
088474-06-01-0	EA SOCKET-HOUSING, 6 POSITION (2 ROWS OF THREE)
088476-01-000	EA SOCKET-CONNECTOR
092786-01-000	EA BUSS BAR-2.1" LONG
092786-02-000	EA BUSS BAR-3.3" LONG
008331-01-000	EA TERMINAL-RING, TONGUE - #4 WIRE - 3/8" STUD - COPPER
007940-01-000	EA RECEPTACLE-SLIDE, 18 TO 12 AWG
047443-02-000	EA CONDUIT-CONVOLUTE SLIT .625ID
063910-01-000	EA HOUSING-RELAY
088473-01-000	EA PIN-HOUSING, 4 ROWS OF 3
088474-08-000	EA SOCKET-HOUSING, 4 POSITION (SINGLE ROW)
088473-03-000	EA HOUSING-PIN, 9-POSITION
007940-01-000	EA RECEPTACLE-SLIDE, 16 TO 12 AWG
008326-01-000	EA TERMINAL-RING, 16/14 WIRE - 3/8" STUD

ELECTRICAL GROUP (CONTINUED)

FORD ELECTRICAL GROUP - US & CANADIAN CONTINUED

KEY PART NUMBER	U/M DESCRIPTION
007949-01-000	EA TAB-HOUSING, 1 POSITION
035416-04-000	EA TERMINAL-RING #10 STUD FIT, INSULATED BARREL #16/14
097372-04-01A	EA SWITCH-MOMENTARY-OFF-MOMENTARY
007942-01-000	EA TAB-WIRE, 18 TO 14 AWG
058781-01-000	EA DIODE-8.0A/100 VOLT - MOTOROLA, NO MR751
082740-01-000	EA CONNECTOR-PLASTIC BODY, FOR 2 MALE SPADES
096298-01-000	EA WIRE-BATTERY DISCONNECT, RED
086298-02-000	EA WIRE-BATTERY DISCONNECT, GREEN
088473-02-000	EA HOUSING-PIN, 15 POSITION
088473-09-000	EA PIN-HOUSING, 3 POSITION (SINGLE ROW)
088473-10-000	EA PIN-HOUSING, 2 POSITION
088474-01-000	EA HOUSING-SOCKET
088474-02-000	EA HOUSING-SOCKET, 15 POSITION (3 ROWS OF 5)
088474-03-000	EA HOUSING-SOCKET, 9-POSITION
088474-06-000	EA SOCKET-HOUSING, 6 POSITION (2 ROWS OF THREE)
088474-08-000	EA SOCKET-HOUSING, 4 POSITION (SINGLE ROW)
088476-01-000	EA SOCKET-CONNECTOR
097811-01-000	EA CIRCUIT BREAKER-6AMP, ATC - BLACK
088476-02-000	EA SOCKET-CONNECTOR 12-10 GA
008326-01-000	EA TERMINAL-RING, 16/14 WIRE - 3/8" STUD
000039-04-008	EA NUT-HEX, SER FLG LK 1/4 - 20 ZN
000039-08-008	EA NUT-HEX, SER FLG LK 1/2-13 ZN
041953-09-000	FT CONDUIT-CONVOLUTE SLIT .50ID
062901-05-000	EA FUSE-15 AMPS, AUTOMOTIVE
083610-01-000	EA CLAMP-WIRE, DUAL - UNEQUAL 5/8" AND 1 1/4" DIAMETERS
088779-03-000	EA CIRCUIT BREAKER-25 AMP
006004-04-000	EA TRAY-BATTERY

ELECTRICAL CONVERSION OPTION

KEY PART NUMBER	U/M DESCRIPTION
008054-01-000	EA CORD-POWER, 10/3 WIRE - 30 AMP - 25'
000G11-08-08B	EA SCREW, 8-18 X 1/2 PPH ZN
000G11-10-16B	EA SCREW, 10-16 X 1 - PPH ZN
000G67-10-12B	EA SCREW, 10-12 X 3/4 - PPH ZN
008026-01-000	FT WIRE-12/2, ROMEX - W/GROUND
008289-01-000	EA BOX-ELECTRIC, STEEL - 1/2" AND 3/4" KNOCKOUTS - 4" X 4"
008311-01-000	EA CONNECTOR-WIRE NUT, INSULATED - RED
008314-01-000	EA CONNECTOR-WIRE NUT, INSULATED - GRAY
008328-01-000	EA TERMINAL-RING, 12/10 WIRE - #10 STUD FIT
008331-01-000	EA TERMINAL-RING, TONGUE - #4 WIRE - 3/8" STUD - COPPER
008355-01-000	EA CONNECTOR-CABLE CLAMPING, 3/4"
008358-01-000	EA CONNECTOR-PLASTIC, 3/8" AVG
041953-01-000	FT CONDUIT-CONVOLUTE SLIT .50ID
073937-03-000	EA SWITCH-ROTARY SELECTOR, 3 DECK - A/C - CA20-USA892
073937-01-700	EA KNOB-ROTARY SWITCH-A/C SEL
074890-01-000	EA BOX-EXTENSION, STEEL - OPEN SIDES - 4" X 4" X 1 1/2"
008294-01-000	EA COVER-ELECTRICAL BOX, STEEL/BLANK - 4" X 4" - GRAY
091213-01-000	EA BOX-CIRCUIT BREAKER- W/KNOCKOUTS - 5.3" X 11.8" X 2.5"
092615-01-000	EA CONVERTER-40 AMP, W/CHARGER - B-W 32400P
094809-01-000	EA LOAD CENTER-240 VOLT, 125 AMP
094810-01-000	EA CIRCUIT BREAKER-DOUBLE 30 AMP, GE THQL2130
094811-01-000	EA CIRCUIT BREAKER-DOUBLE 20 AMP, GE THQL2120

ELECTRICAL SERVICE DOORS (UNDER HOOD)

KEY PART NUMBER	U/M DESCRIPTION
098527-01-000	EA DOOR-CIRCUIT BREAKERS
098527-02-000	EA DOOR ASM-FUSES
093633-01-000	EA LATCH-1/4 TURN, HANDLE
088195-01-000	EA LATCH-1/4 TURN, T-BAR
092492-01-000	EA SEAL-ELECTRICAL BOX

1991 WINNEBAGO TABLE OF CONTENTS

INTRODUCTION	A-01 - A-02
ABBREVIATIONS	A-03
ALPHABETICAL INDEX	A-04 - A-08
WCN25RC	A-07 - F-02
WCN34RQ	F-03 - K-12

1991 WCN34RQ INDEX

FLOOR PLAN	F-03 - F-04
ACCESSORIES	F-05 - F-14
BATH	F-15 - F-18
BEDROOM	F-19 - F-22
CHASSIS	F-23 - G-10
C C & PAD	G11 - G-22
DINETTE	G-23 - G-24
DRIVERS	H-01 - H-08
ELECTRICAL	H-09 - H-16
EXTERIOR BODY	H-17 - H-22
GALLEY	H-23 - I-06
HEATING & A/C	I-07 - I-10
INTERIOR FINISH	I-11 - I-14
LABELS	I-15 - I-22
LP	I-23
LOUNGE	I-24 - J-01
SEALANTS & FASTENERS	J-02 - J-04
WATER & SEWAGE	J-05 - J-09
WINDOW, VENT AND EXTERIOR DOOR	J-10 - K-12

ELECTRICAL GROUP (CONTINUED)

INVERTER OPTION

KEY PART NUMBER	U/M DESCRIPTION
099048-01-000	EA INVERTER-100 WATT
088475-01-000	EA PIN-CONNECTOR
088476-01-000	EA SOCKET-CONNECTOR

SWITCH, PLATES & RECEPTABLES

KEY PART NUMBER	U/M DESCRIPTION
098351-02-01A	EA PLATE-SWITCH, 2 GANG - POLISHED BRASS
079364-01-000	EA SWITCH-ON/OFF ROCKER, BROWN
079364-03-000	EA SWITCH-ON/OFF ROCKER, BLACK
084076-02-000	EA RECEPTACLE-GFI, 15A - 125V - BROWN
084077-02-000	EA PLATE-COVER, RECEPTABLE - GFI - BROWN
102568-01-B10	EA SPACER-RECEPTACLE, BETWEEN SIDE WALL & PLATE - WOOD
058708-02-000	EA RECEPTACLE-DOUBLE ELECTRIC, IVORY
098351-03-01A	EA PLATE-SWITCH, 3 GANG - POLISHED BRASS
058707-01-000	EA RECEPTACLE-ELECTRIC, SINGLE - BROWN
058708-02-000	EA RECEPTACLE-DOUBLE ELECTRIC, IVORY
098351-01-01A	EA PLATE-SWITCH, 1 GANG - POLISHED BRASS
094086-01-01A	EA SWITCH PLATE-SINGLE GANG - BLACK
095188-01-01A	EA SPACER-SWITCH, DARK BROWN
075736-03-000	EA COVER-EXTERIOR RECEPTACLE, BEIGE

WIRE HARNESS ASSEMBLIES

KEY PART NUMBER	U/M DESCRIPTION
102681-01-000	EA WIRE ASSEMBLY-BACKWALL, GM
102681-02-000	EA WIRE ASSEMBLY-BACKWALL, FORD
101849-01-000	EA WIRE ASSEMBLY-COOLING FAN ADAPTER
101619-01-000	EA WIRE ASSEMBLY-INSTRUMENT PANEL, AIR RIDE CONTROL
101137-01-000	EA WIRE ASSEMBLY-INSTRUMENT PANEL, AIR RIDE LIGHTS
102343-02-000	EA WIRE ASSEMBLY-INSTRUMENT PANEL, CHEVY
105513-01-000	EA WIRE ASSEMBLY-INSTRUMENT PANEL, FORD
077920-02-000	EA WIRE ASSEMBLY-BEVERAGE TRAY

INTERIOR LIGHTS

KEY PART NUMBER	U/M DESCRIPTION
091937-04-000	EA LIGHT-FLUORESCENT, 12V - RECESSED - THIN-LITE
091937-03-000	EA BULB-LIGHT FLOURESCENT 12V
078424-02-000	EA LIGHT-FLUORESCENT, 12V DC - 18" - ALMOND
078424-02-701	EA LENS-LIGHT, FLOURESCENT - 18"
082169-01-000	EA LIGHT-MAKE-UP, 3 BULB - JENSEN X148-168R
081633-01-700	EA BULB-MAKE UP LIGHT, JENSEN
087694-02-000	EA LIGHT-WARDROBE/CLOSET, W/SWITCH
097894-01-700	EA BULB
098024-01-01A	EA LIGHT-DOME, 1 BULB - US - IVORY
098024-01-700	EA LENS-DOME LIGHT
008218-01-000	EA BULB-DOME LIGHT, 12V - NUMBER 1141
061424-01-000	EA LIGHT-AISLE, 12V - RECTANGULAR
008103-01-000	EA BULB-AISLE LIGHT, NUMBER 53 - 12V - 12 AMP
065201-08-000	EA SHADE-LAMP, W/GOLD TRIM - PARCHMENT
065201-09-000	EA SHADE-LAMP, FABRIC - PARCHMENT
065202-14-000	EA LAMP-WALL, W/O SHADE - BRASS
067479-01-000	EA BULB-12V, NUMBER 1076 - WALL LAMP
008103-01-000	EA BULB-AISLE LIGHT, NUMBER 53 - 12V - 12 AMP
082686-07-000	EA SHADE-TABLE LAMP
082686-09-000	EA LAMP-TABLE, W/O SHADE
067479-01-000	EA BULB-12V, NUMBER 1076 - WALL LAMP
083978-01-000	EA WASHER-MOUNTING, LAMP
082686-10-000	EA LAMP-TABLE, W/O SHADE - BRASS - CANADIAN

ELECTRICAL GROUP (CONTINUED)

ELECTRICAL CONNECTORS

KEY PART NUMBER	U/M DESCRIPTION
047443-01-000	EA TERMINAL-250 RECEPT. FIT, INSULATED - 18/14 AWG
079378-01-000	EA TERMINAL-WEDGE BASE, 18 AWG
047443-01-000	EA TERMINAL-250 RECEPTACLE. FIT, INSULATED - 18/14 AWG
035416-04-000	EA TERMINAL-RING #10 STUD FIT, INSULATED BARREL #18/14
086273-01-700	EA TERMINAL WIRE ASM
008348-01-000	EA TERMINAL-RING, 3/8" STUD - #2 WIRE
008331-01-000	EA TERMINAL-RING, TONGUE - #4 WIRE - 3/8" STUD - COPPER
008326-01-000	EA TERMINAL-RING, 18/14 WIRE - 3/8" STUD
008328-01-000	EA TERMINAL-RING, 12/10 WIRE - #10 STUD FIT
062037-01-000	EA HOUSING-AUTO FUSE, NATURAL
062037-02-000	EA HOUSING-AUTO FUSE, GREEN
062037-03-000	EA HOUSING-AUTO FUSE, BLACK
062037-04-000	EA HOUSING-AUTO FUSE, BLUE
062037-05-000	EA HOUSING-AUTO FUSE, GRAY
062037-06-000	EA HOUSING-AUTO FUSE, BROWN
083910-01-000	EA HOUSING-RELAY
101571-01-000	EA HOUSING-2 POSITION, MALE
084398-01-000	EA HOUSING-TRAILER, RECEPTACLE
097744-02-000	EA HOUSING-TRAILER PIN, 48"
097746-01-000	EA HOUSING CAP-TRAILER PIN
086474-03-000	EA HOUSING-SOCKET, 9-POSITION
074017-02-000	EA HOUSING-5 POSITION, RIGHT ANGLED
031965-01-000	EA HOUSING-TAB 2 POSITION
088474-08-000	EA HOUSING-SOCKET, 4 POSITION (SINGLE ROW)
088473-01-000	EA PIN-HOUSING, 4 ROWS OF 3
088473-02-000	EA PIN-HOUSING, 15 POSITION
088473-03-000	EA PIN-HOUSING, 9-POSITION
088473-05-000	EA PIN-HOUSING, 6 POSITION (SINGLE ROW)
088473-06-000	EA PIN-HOSING, 6 POSITION (TWO ROWS OF THREE)
078473-07-000	EA PIN-HOSING, 5 CAVITY
088473-08-000	EA PIN-HOUSING, 4 POSITION
088473-09-000	EA PIN-HOUSING, 3 POSITION (SINGLE ROW)
088473-10-000	EA PIN-HOUSING, 2 POSITION
100690-01-000	EA HOUSING-5 PIN, WEATHER PACK
101751-01-000	EA HOUSING-1 PIN, WEATHER PACK
079090-01-000	EA CONNECTOR-MOLDED, 12/2 LEAD
008314-01-000	EA CONNECTOR-WIRE NUT, INSULATED - GRAY
058028-01-000	EA CONNECTOR-ELECTRICAL PIGTAIL, NYLON - CLEAR
082740-01-000	EA CONNECTOR-PLASTIC BODY, FOR 2 MALE SPADES
082742-01-000	EA CONNECTOR BODY-3 CNCT FEMALE
008355-01-000	EA CONNECTOR-CABLE CLAMPING, 3/4"
008356-01-000	EA CONNECTOR-PLASTIC, 3/8" AVG
008311-01-000	EA CONNECTOR-WIRE NUT, INSULATED - RED
085476-01-000	EA SOCKET-CONNECTOR
088476-02-000	EA SOCKET-CONNECTOR 12-10 GA
088475-01-000	EA PIN-CONNECTOR
088475-02-000	EA PIN-CONNECTOR
088474-02-000	EA SOCKET-HOUSING, 15 POSITION (3 ROWS OF 5)
088474-03-000	EA SOCKET-HOUSING, 9 POSITION
088474-06-000	EA SOCKET-HOUSING, 6 POSITION (2 ROWS OF THREE)
088474-07-000	EA SOCKET-HOUSING
088474-08-000	EA SOCKET-HOUSING, 4 POSITION (SINGLE ROW)
088474-09-000	EA SOCKET-HOUSING, 3 POSITION (SINGLE ROW)
067789-02-000	EA SOCKET-LAMP
077000-01-000	EA SOCKET ASM-W/8" PIGTAIL LEADS

**1991 WINNEBAGO
TABLE OF CONTENTS**

INTRODUCTION	A-01 -	A-02
ABBREVIATIONS		A-03
ALPHABETICAL INDEX	A-04 -	A-06
WCN25RC	A-07 -	F-02
WCN34RQ	F-03 -	K-12

1991 WCN34RQ INDEX

FLOOR PLAN	F-03 -	F-04
ACCESSORIES	F-05 -	F-14
BATH	F-15 -	F-18
BEDROOM	F-19 -	F-22
CHASSIS	F-23 -	G-10
C C & PAD	G-11 -	G-22
DINETTE	G-23 -	G-24
DRIVERS	H-01 -	H-08
ELECTRICAL	H-09 -	H-18
EXTERIOR BODY	H-17 -	H-22
GALLEY	H-23 -	I-06
HEATING & A/C	I-07 -	I-10
INTERIOR FINISH	I-11 -	I-14
LABELS	I-15 -	I-22
LP		I-23
LOUNGE	I-24 -	J-01
SEALANTS & FASTENERS	J-02 -	J-04
WATER & SEWAGE	J-05 -	J-09
WINDOW, VENT AND EXTERIOR DOOR	J-10 -	K-12

ELECTRICAL GROUP (CONTINUED)
CIRCUIT BREAKERS

KEY PART NUMBER	U/M DESCRIPTION
063674-01-000	EA PLATE-CIRCUIT BREAKER, HOUSE
082547-01-000	EA LABEL-"CIRCUIT BREAKER"
091213-01-000	EA BOX-CIRCUIT BREAKER- W/KNOCKOUTS - 5.3" X 11.8" X 2.5"
093654-01-000	EA CIRCUIT BREAKER-6 AMP, HOUSE CONTROL PANEL
003654-02-000	EA CIRCUIT BREAKER-15 AMP
093654-03-000	EA CIRCUIT BREAKER-20 AMP, HOUSE CONTROL PANEL
093655-01-000	EA CIRCUIT BREAKER-25 AMP
093655-02-000	EA CIRCUIT BREAKER-30 AMP, HOUSE CONTROL PANEL
093655-03-000	EA CIRCUIT BREAKER-40 AMP
097811-01-000	EA CIRCUIT BREAKER-6AMP,ATC - BLACK
008211-01-000	EA CIRCUIT-BREAKER, 12V - 6AMP
083209-02-000	EA CIRCUIT BREAKER-15/15AMP, 120V
083209-03-000	EA CIRCUIT BREAKER-15/20AMP, 120V - BW - 0-15/20
083209-05-000	EA CIRCUIT BREAKER-20A, 120V - 6W J-20
083209-06-000	EA CIRCUIT BREAKER-30/15 AMP, 120V - BW D-30/15

MISCELLANEOUS ELECTRICAL HARDWARE COMPONENTS

KEY PART NUMBER	U/M DESCRIPTION
067762-01-000	EA CONVERTER-40 AMP, W/CHARGER - TRIAD TU-740-2
036198-01-000	EA BULB-12V - #194 - .27AMP
080734-02-000	EA CLIP-WIRE, NYLON
083610-01-000	EA CLAMP-WIRE, DUAL - UNEQUAL 5/8" AND 1 1/4" DIAMETERS
008343-01-000	EA TIE-WIRE, 6"
008343-02-000	EA TIE-WIRE, 14"
007942-01-000	EA TAB-WIRE, 18 TO 14 AWG
007949-01-000	EA TAB-HOUSING, 1 POSITION
008026-01-000	FT WIRE-12/2, ROMEX - W/GROUND
008001-01-000	FT WIRE-10AWG, STRAND - WHITE
008026-01-000	FT WIRE-12/2, ROMEX - W/GROUND
086298-01-000	EA WIRE-BATTERY DISCONNECT, RED
086298-02-000	EA WIRE-BATTERY DISCONNECT, GREEN
008037-01-000	FT CABLE-BATTERY, 1AWG - STRANDED - BLACK
008037-02-000	FT CABLE-BATTERY, 1AWG - STRANDED - RED
086273-01-000	EA RELAY-BATTERY DISCONNECT
077479-01-000	EA BOOT-BATTERY TERM, DBL CABLE
077479-02-000	EA BOOT-BATTERY TERMINAL, SINGLE CABLE
073328-F2-000	EA CABLE-8 GA, BLACK
041953-01-000	FT CONDUIT-CONVOLUTE SLIT, 1/2" ID
041953-11-000	FT CONDUIT-CONVOLUTE, SLIT- 1.06" ID
041953-07-000	FT CONDUIT-CONVOLUTE, SLIT, .25" ID
041953-09-000	FT CONDUIT-CONVOLUTE, SLIT, .50" ID
041953-05-000	FT CONDUIT-CONVOLUTE SOLID, .62" ID
093144-01-000	EA CONDUIT-WIRE, GM# 15592046
041953-03-000	FT CONDUIT-CONVOLUTE SLIT, 1" ID (CLOTHES ROD COVER)
058049-01-000	EA BOX-ELECTRIC SWITCH, 2" X 3" X 2.25"
008288-01-000	EA BOX-PLASTIC ELECTRIC, 3" X 3 1/2"
008288-02-000	EA BOX-ELECTRIC, PLASTIC - 3.94" X 3.13" X 1.81"
008289-01-000	EA BOX-ELECTRIC, STEEL - 1/2" AND 3/4" KNOCKOUTS - 4" X 4"
074890-01-000	EA BOX-EXTENSION, STEEL - OPEN SIDES - 4" X 4" X 1 1/2"
074897-01-000	EA COVER-ELECTRIC BOX, 1 LARGE & 2 SMALL HOLES - 4" X 4"
008294-01-000	EA COVER-ELECTRICAL BOX, STEEL/BLANK - 4" X 4" - GRAY
008294-01-000	EA COVER-ELECTRICAL BOX, STEEL/BLANK - 4" X 4" - GRAY
092786-01-000	EA BUSS BAR-2.1' LONG
092786-02-000	EA BUSS BAR-3.3' LONG
000G11-08-088	EA SCREW, 8-18 X 1/2 PPH ZN
055278-01-001	FT TUBING-STEEL, .75" X 1.5" X 288"
090971-02-000	EA SPLICE-CALBE, 110V - TAP
031958-01-000	EA PLUG-CONTACT, BRASS

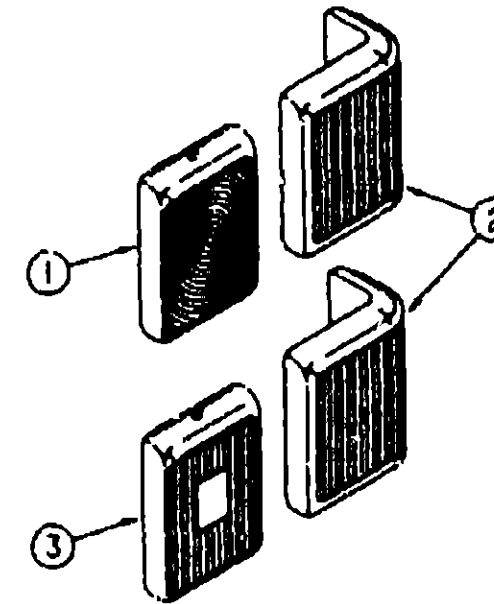
ELECTRICAL GROUP (CONTINUED)

MISCELLANEOUS ELECTRICAL HARDWARE COMPONENTS CONTINUED

KEY PART NUMBER	U/M DESCRIPTION
058781-01-000	EA DIODE-6.0A/100 VOLT - MOTOROLA, NO MR751
008054-02-000	EA CORD-POWER, 10-3 - 30AMP - 33'
063912-02-000	EA RELAY-CANISTER, SPDT W/RESIST
008188-01-000	EA SOLENOID-3 POST, BATTERY CHANGE OVER
007093-01-000	EA FLASHER-SIGNAL STAT
062036-02-000	EA TERMINAL-PACK-CON, 18/14 AWG
080015-02-000	EA RECEPTACLE-FLAG, .185 - 18/14 GA - AMP 3
007940-01-000	EA RECEPTACLE-SLIDE, 18 TO 12 AWG
000C26-04-108	EA BOLT-HEX, SER FLG - 1/4-20 X 5/8 ZINC
086233-01-000	EA STUD-ISCLATED, 3/8" X 7/8" LONG
077955-01-000	EA J CLIP-VINYL COATED, 3/8"
000D99-04-008	EA NUT-HEX, SER FLG LK 1/4 - 20 ZN
085318-01-000	EA SCREW-8-088 X 1/2, CRIMP TITE HD

**1991 WINNEBAGO
TABLE OF CONTENTS**

INTRODUCTION	A-01 - A-02
ABBREVIATIONS	A-03
ALPHABETICAL INDEX	A-04 - A-08
WCN25RC	A-07 - F-02
WCN34RQ	F-03 - K-12



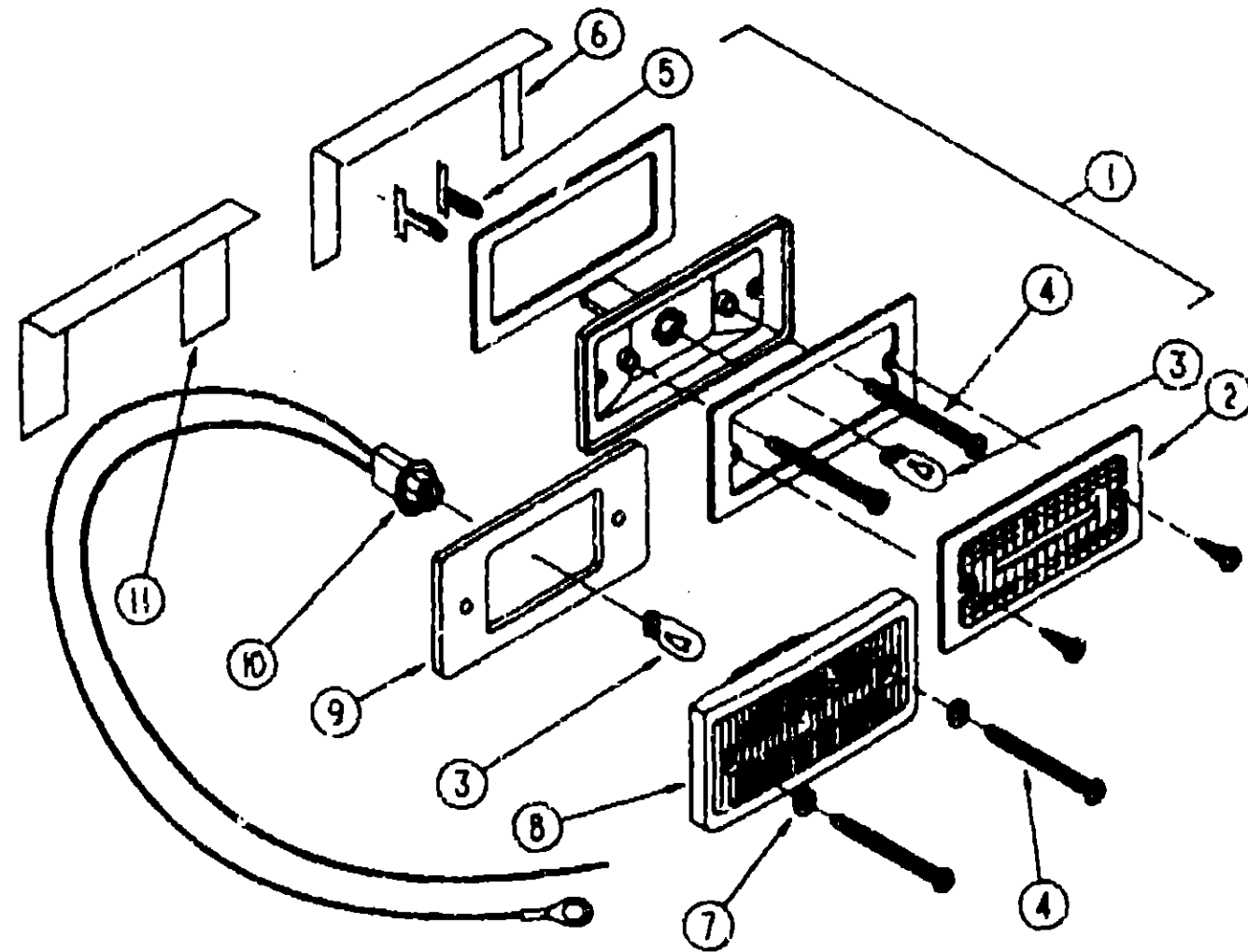
EXTERIOR TAILLIGHTS

KEY PART NUMBER	U/M DESCRIPTION
1 089291-01-000	EA LIGHT-TURN, W/RED LENS - LENS NA SEPARATELY
037935-01-000	EA BULB-# 1157 - 12 V - 2.1 AMP
2 089289-01-000	EA LIGHT-WRAP AROUND - W/RED LENS
089289-01-700	EA LENS-CLEARANCE LIGHT, RED
037934-01-000	EA BULB-12V - # 1157 - 2.1 AMP
3 089290-01-000	EA LIGHT-BACKUP, W/RED & CLEAR LENS - LENS NA SEPARATELY
037934-01-000	EA BULB-12V, # 1156 2.1 AMP
067789-02-000	EA SOCKET-LAMP

1991 WCN34RQ INDEX

FLOOR PLAN	F-03 - F-04
ACCESSORIES	F-05 - F-14
BATH	F-15 - F-18
BEDROOM	F-19 - F-22
CHASSIS	F-23 - G-10
C C & PAD	G-11 - G-22
DINETTE	G-23 - G-24
DRIVERS	H-01 - H-08
ELECTRICAL	H-09 - H-16
EXTERIOR BODY	H-17 - H-22
GALLEY	H-23 - I-05
HEATING & A/C	I-07 - I-10
INTERIOR FINISH	I-11 - I-14
LABELS	I-15 - I-22
LP	I-23
LOUNGE	I-24 - J-01
SEALANTS & FASTENERS	J-02 - J-04
WATER & SEWAGE	J-05 - J-09
WINDOW, VENT AND EXTERIOR DOOR	J-10 - K-12

ELECTRICAL GROUP (CONTINUED)



KEY PART NUMBER	U/M DESCRIPTION
1 081250-01-000	EA LIGHT-FRONT CLEARANCE, AMBER LENS AND BASE ONLY
1 081250-02-000	EA LIGHT-REAR CLEARANCE, RED - LENS AND BASE ONLY
2 081250-01-700	EA LENS ONLY, AMBER
2 081250-02-700	EA LENS ONLY, RED
3 036196-01-000	EA BULB-12V - #194 - .27AMP
4 000G39-08-24B 077955-01-000	EA SCREW, SELF DRIVEING EA J CLIP-VINYL COATED, 3/8"
5 079378-01-000	EA TERMINAL-WEDGE BASE, 18 AWG NEEDED TO ATTACH SIDEMARKER AND CLEARANCE LIGHTS
6 081437-01-000	EA BRACKET-CLEARANCE LIGHT, L SHAPED METAL
7 102540-01-000	EA SEAL-SCREW, CLEARANCE LIGHT
8 102520-01-000	EA LIGHT-CLEARANCE, W/O SOCKET CONNECTION - AMBER
8 102520-02-000	EA LIGHT-CLEARANCE, W/O SOCKET CONNECTION - RED
9 102541-01-000	EA GASKET-CLEARANCE LIGHT
10 075458-03-000	EA SOCKET ASM.-CAB MARKER
11 102582-01-000	EA BRACKET-CLEARANCE LIGHT

KEY PART NUMBER	U/M DESCRIPTION
067917-01-02A	EA LIGHT-PORCH, BEIGE
067917-01-700	EA LENS-LIGHT, PORCH
042405-03-000	EA BASE-CLEARANCE/SIDEMARKER LIGHT - RECTANGULAR
042405-02-000	EA LENS-CLEARANCE/SIDEMARKER LIGHT - FRONT - W/REFLEX - AMBER
036196-01-000	EA BULB-12V - #194 - .27AMP
091983-01-000	EA GASKET-SIDE MARKER LIGHT
089289-02-000	EA LIGHT-SIDE MARKER, AMBER - DRIVER OR PASSENGER
089289-02-700	EA LENS ONLY AMBER - DRIVER, OR PASSENGER
036196-01-000	EA BULB-12V - #194 - .27AMP
089292-01-000	EA LIGHT-TURN, AMBER
074048-01-000	EA INSERT-KNURLED, BRASS - #8-32 FOR HEADLIGHT SCREWS
049359-01-000	EA SPRING-HEADLAMP RETAINER, GM # 496096
073300-01-000	EA SCREW-ADJUSTING, HEADLAMP
076795-01-000	EA LIGHT-LICENSE PLATE, GM# 912368
087201-01-000	EA LIGHT-DUMP VALVE

**ELECTRICAL GROUP (CONTINUED)
CLEARANCE LIGHTS**

U/M DESCRIPTION	FROM: 00-00-00 THRU: 09-09-90
EA LIGHT-FRONT CLEARANCE, AMBER LENS AND BASE ONLY	FROM: 00-00-00 THRU: 09-09-90
EA LIGHT-REAR CLEARANCE, RED - LENS AND BASE ONLY	FROM: 03-00-00 THRU: 09-09-90
EA LENS ONLY, AMBER	
EA LENS ONLY, RED	
EA BULB-12V - #194 - .27AMP	
EA SCREW, SELF DRIVEING	
EA J CLIP-VINYL COATED, 3/8"	
EA TERMINAL-WEDGE BASE, 18 AWG NEEDED TO ATTACH SIDEMARKER AND CLEARANCE LIGHTS	
EA BRACKET-CLEARANCE LIGHT, L SHAPED METAL	FROM: 00-00-00 THRU: 09-09-90
EA SEAL-SCREW, CLEARANCE LIGHT	
EA LIGHT-CLEARANCE, W/O SOCKET CONNECTION - AMBER	FROM: 09-10-90 THRU: 99-99-99
EA LIGHT-CLEARANCE, W/O SOCKET CONNECTION - RED	FROM: 09-10-90 THRU: 99-99-99
EA GASKET-CLEARANCE LIGHT	FROM: 09-10-90 THRU: 99-99-99
EA SOCKET ASM.-CAB MARKER	FROM: 09-10-90 THRU: 99-99-99
EA BRACKET-CLEARANCE LIGHT	FROM: 09-10-90 THRU: 99-99-99

EXTERIOR LIGHTS

U/M DESCRIPTION	FROM: 00-00-00 THRU: 09-09-90
EA LIGHT-PORCH, BEIGE	
EA LENS-LIGHT, PORCH	
EA BASE-CLEARANCE/SIDEMARKER LIGHT - RECTANGULAR	
EA LENS-CLEARANCE/SIDEMARKER LIGHT - FRONT - W/REFLEX - AMBER	
EA BULB-12V - #194 - .27AMP	
EA GASKET-SIDE MARKER LIGHT	
EA LIGHT-SIDE MARKER, AMBER - DRIVER OR PASSENGER	
EA LENS ONLY AMBER - DRIVER, OR PASSENGER	
EA BULB-12V - #194 - .27AMP	
EA LIGHT-TURN, AMBER	
EA INSERT-KNURLED, BRASS - #8-32 FOR HEADLIGHT SCREWS	
EA SPRING-HEADLAMP RETAINER, GM # 496096	
EA SCREW-ADJUSTING, HEADLAMP	
EA LIGHT-LICENSE PLATE, GM# 912368	
EA LIGHT-DUMP VALVE	

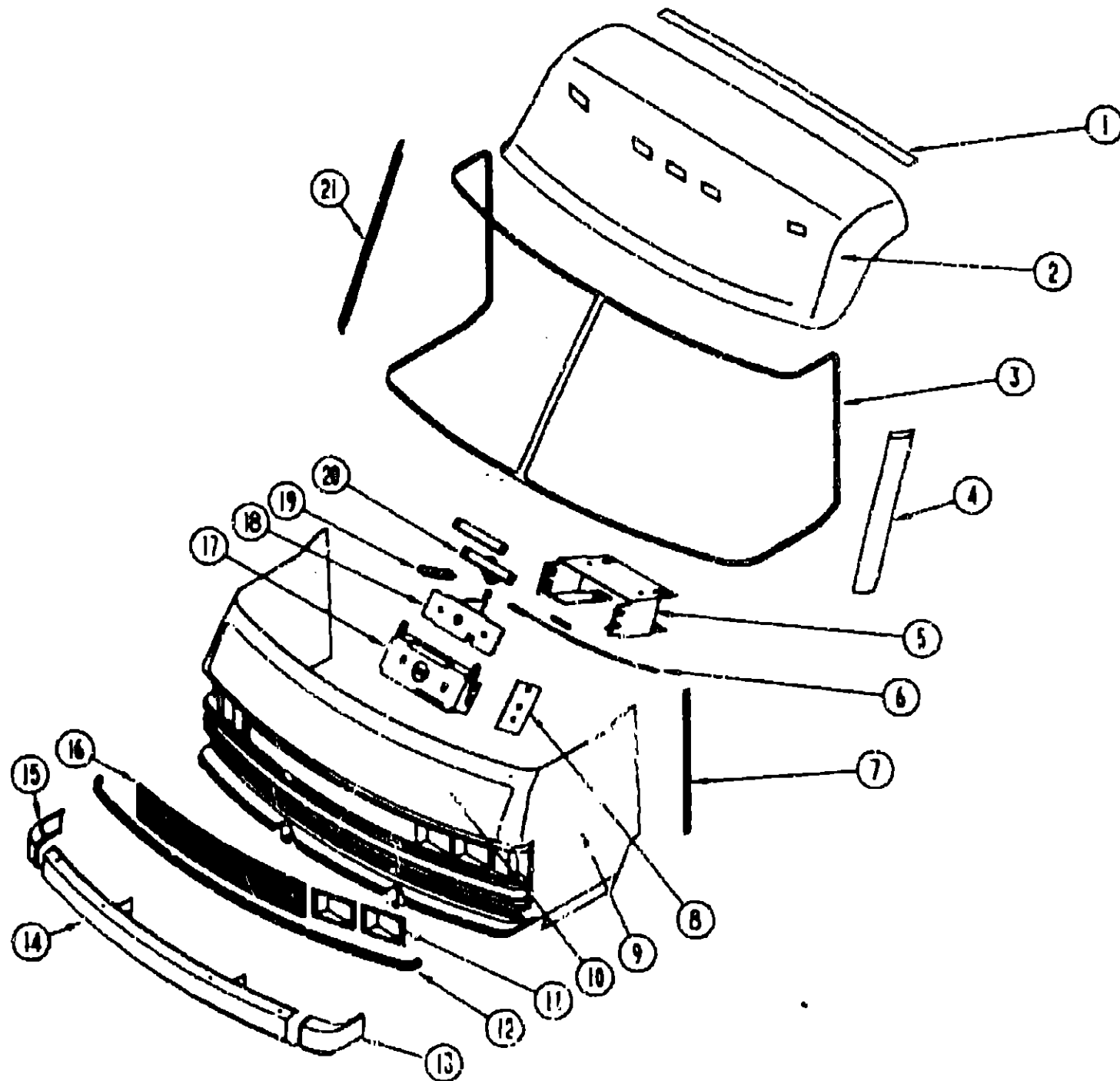
**1991 WINNEBAGO
TABLE OF CONTENTS**

INTRODUCTION	A-01 - A-02
ABBREVIATIONS	A-03
ALPHABETICAL INDEX	A-04 - A-06
WCN25RC	A-07 - F-02
WCN34RQ	F-03 - K-12

1991 WCN34RQ INDEX

FLOOR PLAN	F-03 - F-04
ACCESSORIES	F-05 - F-14
BATH	F-15 - F-18
BEDROOM	F-19 - F-22
CHASSIS	F-23 - G-10
C C & PAD	G-11 - G-22
DINETTE	G-23 - G-24
DRIVERS	H-01 - H-08
ELECTRICAL	H-09 - H-16
EXTERIOR BODY	H-17 - H-22
GALLEY	H-23 - I-06
HEATING & A/C	I-07 - I-10
INTERIOR FINISH	I-11 - I-14
LABELS	I-15 - I-22
LP	I-23
LOUNGE	I-24 - J-01
SEALANTS & FASTENERS	J-02 - J-04
WATER & SEWAGE	J-05 - J-09
WINDOW, VENT AND EXTERIOR DOOR	J-10 - K-12

**EXTERIOR BODY GROUP
FRONT END COMPONENTS & BUMPER**



KEY PART NUMBER	U/M DESCRIPTION
8 102515-01-000	EA BRACKET-HOOD RELEASE CABLE
9 M01115-20-Y10	EA FRONT END-FIBERGLASS, PRIMED - W/O HOOD OR HINGES
10 M02677-01-Y10	EA PANEL-HOOD, W/BRACKETS ONLY - BEIGE
092693-01-000	EA CROSSMEMBER-CENTER, U-CHANNEL STEEL - 2" X 4 1/2"
058833-01-000	EA BRACKET-PROP ROD
062628-01-000	EA CLIP-PROP ROD
094060-01-000	EA ROD-PROP, HOOD - 24"
076716-02-000	EA BRACKET ASM-LATCH - INCLUDED WITH HOOD
093851-01-Y12	EA HINGE-HOOD, PASSENGER
093851-02-Y12	EA HINGE-HOOD, DRIVER
077252-01-000	EA PIN-HINGE
058786-01-000	EA BOLT-HOOD ADJUSTING
R77007-51-429	EA BRACKET-HOOD RELEASE
076772-01-000	EA CLIP-SPEED, TUBE TYPE
077049-01-000	EA NUT-ACORN, 10-32 ALUMINUM
093295-02-000	EA BRACKET-LATCH, HOOD
077048-01-000	EA SHAFT-ADAPTOR, WINDSHIELD PANTOGRAPH ARM
066235-02-000	EA BEARING-SNAPIN, 3/16" ID X 3/16"
095094-01-000	EA NUT-ACORN, 1/4 - 20 ALUMINUM
11 091838-02-01A	EA BEZEL-HEADLAMP, DRIVER - BLACK
091838-01-01A	EA BEZEL-HEADLAMP, PASSENGER - BLACK
040830-01-000	EA NUT-HEADLAMP BEZEL
070907-01-000	EA HEADLAMP CAPSULE ASM-RECTANGULAR, GM #5968097
036196-01-000	EA BULB-12V - #194 - .27AMP
063749-02-000	EA HOUSING-HEADLAMP, 2 BULB - FORD
096674-01-000	EA NUT-HEADLAMP, BLACK - FORD
096675-01-000	EA KNOB-HEADLAMP, W/SHAFT - FORD
088476-01-000	EA SOCKET-CONNECTOR - FORD
12 092824-01-01A	EA BAR-GRILLE END, 21.4" - CURVED
092829-01-000	EA BRACKET-BAR, GRILLE - W/O STUD WELD - 1.5" X 1"
092829-02-000	EA BRACKET-BAR, GRILLE - W/STUD WELD - 1.5" X 1"
092807-01-000	EA BRACKET-GRILLE, LOWER - 2" X 1"
093171-01-000	EA BRACKET-GRILLE, UPPER - 2" X 1.7"
092414-01-000	FT TRIM-CHROME, 1.2" WIDE
13 091840-02-01A	EA CAP-BUMPER END, FRONT DRIVER - PLASTIC - BEIGE
14 091994-01-01A	EA BUMPER-FRONT, UNFINISHED
005200-01-000	EA BOLT-BUMPER, ROUND HEAD-SQUARE NECK - W/SSST CAP 7/16-14 X 1 1/4
077852-01-000	EA BRACKET-BUMPER, FRONT - 2 PER COACH - BENT 2" X 8"
093514-01-000	EA SUPPORT-BUMPER, FRONT - L ANGLE - 4" X 7"
15 091840-01-01A	EA CAP-BUMPER END, FRONT PASSENGER - PLASTIC - BEIGE
16 092901-01-Y10	EA GRILLE-10 BAR, BRIGHT FINISHED
095119-01-000	EA BRACKET-SUPPORT, GRILLE - 7.7" X 1"
17 073336-02-000	EA BRACKET-MOUNTING, LATCH
18 R77007-51-429	EA LATCH ASM-HOOD RELEASE
19 R77006-3/4-499	EA SPRING-CABLE, HOOD LATCH
20 R77007-1-950	EA STRIKER-LATCH, HOOD
073610-01-000	EA SPRING-STRIKER, LATCH - HOOD
21 091901-01-000	EA TRIM-APILLAR, PASS - BETWEEN WINDSHIELD & VENT GLASS - BLK
093284 01 000	EA BRACE-LATCH, HOOD

KEY PART NUMBER	U/M DESCRIPTION
1 063805-14-000	EA TRIM-ROOF TO FRONT CAP
2 M02959-07-AB6	EA CAP-ROOF, FRONT - W/LIGHTS - BEIGE
3 091966-01-000	EA MOLDING-REVEAL, WINDSHIELD - SURROUNDS BOTH WINDSHIELDS
4 091901-02-000	EA TRIM-APILLAR, DR - BETWEEN WINDSHIELD & VENT GLASS - BLK
5 073342-01-000	EA BRACKET ASM-STRIKER, HOOD (MOUNTS TO CROSSMEMBER)
6 092693-01-000	EA CROSSMEMBER-CENTER, U-CHANNEL STEEL - 2" X 4 1/2"
6 077064-01-000	EA CABLE ASM-HOOD RELEASE
6 102087-01-000	EA CABLE ASM-HOOD RELEASE
010497-08-000	EA CLAMP-CLOSED, 125"
7 096204-01-01A	EA TRIM-SEAM, FRONT END TO SIDEWALLS
8 077407-01-000	EA BRACKET-HOOD RELEASE CABLE

FROM: 08-13-90 THRU: 99-99-99

**1991 WINNEBAGO
TABLE OF CONTENTS**

INTRODUCTION	A-01 - A-02
ABBREVIATIONS	A-03
ALPHABETICAL INDEX	A-04 - A-08
WCN25RC	A-07 - F-02
WCN34RQ	F-03 - K-12

1991 WCN34RQ INDEX

FLOOR PLAN	F-03 - F-04
ACCESSORIES	F-05 - F-14
BATH	F-15 - F-18
BEDROOM	F-19 - F-22
CHASSIS	F-23 - G-10
C C & PAD	G-11 - G-22
DINETTE	G-23 - G-24
DRIVERS	H-01 - H-08
ELECTRICAL	H-09 - H-16
EXTERIOR BODY	H-17 - H-22
GALLEY	H-23 - I-06
HEATING & A/C	I-07 - I-10
INTERIOR FINISH	I-11 - I-14
LABELS	I-15 - I-22
LP	I-23
LOUNGE	I-24 - J-01
SEALANTS & FASTENERS	J-02 - J-04
WATER & SEWAGE	J-05 - J-09
WINDOW, VENT AND EXTERIOR DOOR	J-10 - K-12

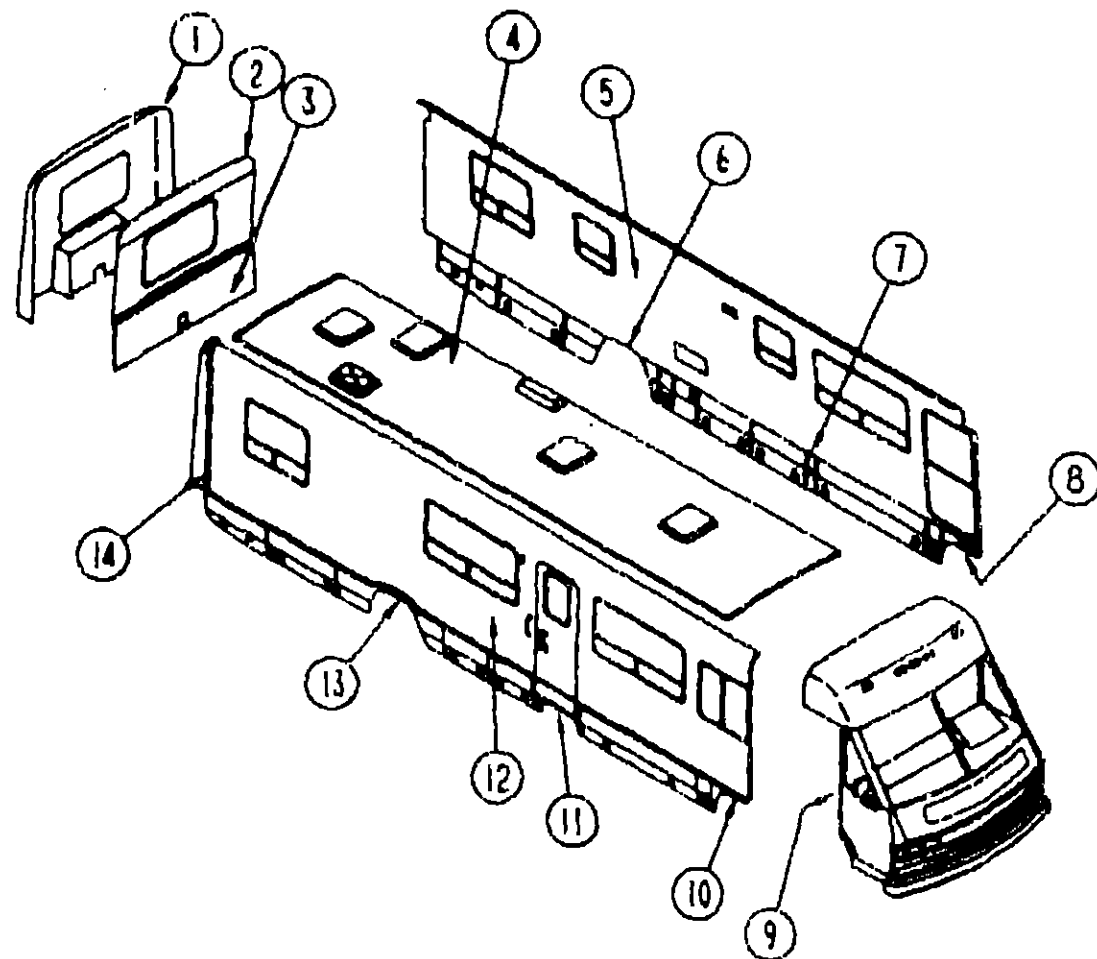
FROM 00-00-00 THRU 07-09-90

FROM 07-09-90 THRU: 99-99-99

FROM: 07-09-90 THRU: 99-99-99

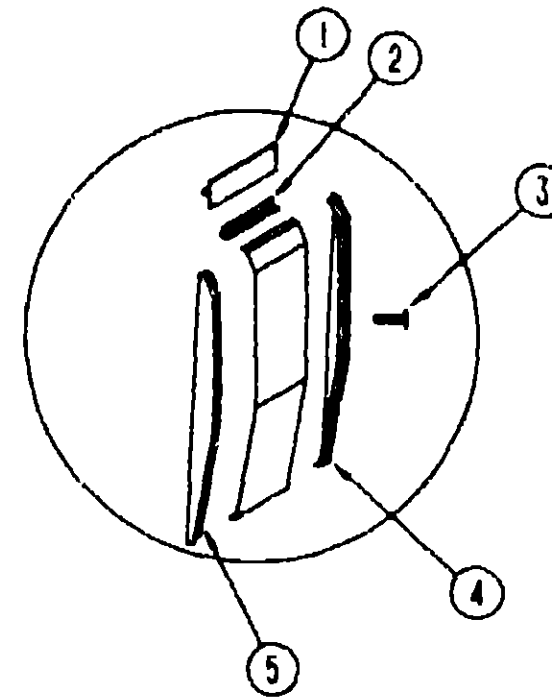
FROM 00-00-00 THRU: 00-12-90

EXTERIOR BODY GROUP (CONTINUED)



EXTERIOR BODY PANELS AND TRIM

EXTERIOR BODY GROUP (CONTINUED)



VALANCE PANELS & COMPONENTS

**1991 WINNEBAGO
TABLE OF CONTENTS**

INTRODUCTION	A-01 -	A-02
ABBREVIATIONS		A-03
ALPHABETICAL INDEX	A-04 -	A-06
WCN25RC	A-07 -	F-02
WCN34RQ	F-03 -	K-12

KEY PART NUMBER

- 1 092301-01-03A
- 2 009066-01-000
- 3 094362-02-000
- 4 092689-01-01A
- 5 092689-02-01A
- 094355-01-02A

U/M DESCRIPTION

- FT MOLDING-VALANCE TO SIDEWALL, 1.3" WIDE - VINYL - BEIGE
- EA HINGE-ALUMINUM, NO HOLES - 1 1/16" X 6" - UNPAINTED
- EA CLIP-CHRISTMAS TREE, FLAT HEAD - 354-220000-00-0078
- EA END CAP-VALANCE, REAR ON DRIVERS, FRONT ON PASSENGERS
- EA END CAP-VALANCE, FRONT ON DRIVERS, REAR ON PASSENGERS
- EA RETAINER-VALANCE, 75.6" - BEIGE

1991 WCN34RQ INDEX

FLOOR PLAN	F-03 -	F-04
ACCESSORIES	F-05 -	F-14
BATH	F-15 -	F-18
BEDROOM	F-19 -	F-22
CHASSIS	F-23 -	G-10
C/C & PAD	G-11 -	G-22
DINETTE	G-23 -	G-24
DRIVERS	H-01 -	H-08
ELECTRICAL	H-09 -	H-16
EXTERIOR BODY	H-17 -	H-22
GALLEY	H-23 -	I-06
HEATING & A/C	I-07 -	I-10
INTERIOR FINISH	I-11 -	I-14
LABELS	I-15 -	I-22
LP		I-23
LOUNGE	I-24 -	J-01
SEALANTS & FASTENERS	J-02 -	J-04
WATER & SEWAGE	J-05 -	J-09
WINDOW, VENT AND EXTERIOR DOOR	J-10 -	K-12

KEY PART NUMBER

- 1 092197-01-01A
- 2 092732-01-B07
- 2 M05007-02-B07
- 3 092526-04-B07
- 3 M05008-02-B07
- 4 P00350-01-B07
- 083805-14-000
- 5 P01151-01-B07
- 6 094345-02-01A
- M04019-01-000
- 6 093244-10-B07
- 7 093021-07-B07
- 095023-04-000
- 8 M04129-02-B07
- 9 096204-01-01A
- 10 M04129-01-B07
- 11 092709-01-02A
- 093673-01-02A
- 12 P01151-01-B07
- 095023-01-000
- 13 093244-09-B07
- M04019-01-000
- 096024-01-000
- 094345-02-01A
- 14 092041-01-01A
- 091985-01-02A
- 100128-01-000
- 090340-01-000
- 092550-01-01A
- 076322-03-000
- 092765-01-Y12
- 082701-01-000

U/M DESCRIPTION

- EA CAP-REAR, FIBERGLASS - W/LIGHTS - BEIGE
- EA BACKWALL-UPPER, TWIN BED
- EA BACKWALL-UPPER, QUEEN BED
- EA BACKWALL-LOWER, TWIN BED - (SPECIAL ORDER ITEM)
- EA BACKWALL-LOWER, QUEEN BED (SPECIAL ORDER ITEM)
- EA ROOF-W/O VENTS OR CUTOUTS - (SPECIAL ORDER ITEM)
- EA TRIM-ROOF, FRONT & REAR CAP TO ROOF - 6.4' MILL FINISHED
- EA SIDEWALL-DRIVERS, W/O WINDOWS, LIGHTS OR DOORS (SPECIAL ORDER ITEM)
- EA TRIM-WHEELWELL, MILL FINISH - 21.3" LONG
- EA BRIDGE-WHEELWELL, E-COATED
- EA PANEL-WHEEL LIP, REAR - DRIVER SIDE - BEIGE
- EA PANEL-VALANCE, 19.4" X 0.9" - BEIGE
- EA SUPPORT-VALANCE, 8.3" X 8.3"
- EA PANEL-WHEEL LIP, DRIVER SIDE - FRONT - PLASTIC - BEIGE
- EA TRIM-J, .5" WIDTH EXPOSED - 1" X 29" LONG - ALUMINUM - BEIGE
- EA PANEL-WHEEL LIP, PASSENGER SIDE - FRONT - PLASTIC - BEIGE
- EA VALANCE-STEP, PLASTIC - BEIGE
- EA TRIM-STEP, ENTRANCE DOOR, 1.3" WIDE - BEIGE
- EA SIDEWALL-PASSENGER, W/O WINDOW, LIGHT, OR DOOR (SPECIAL ORDER ITEM)
- EA SUPPORT-VALANCE, 10.6" X 10.6"
- EA PANEL-WHEEL LIP, REAR - PASSENGER SIDE - BEIGE
- EA BRIDGE-WHEELWELL, E-COATED
- EA SHROUD-WHEELWELL
- EA TRIM-WHEELWELL, MILL FINISH - 21.3" LONG
- EA TRIM-REAR CAP TO SIDEWALL, 1.0" X 83" - ALUMINUM - BEIGE
- FT INSERT-TRIM, .65" WIDE - VINYL - BEIGE
- FT SEAL-PILE, ADHESIVE BACK - GRAY
- FT SEAL-FOAM, CLOSED CELL - 1/4" X 1/2" X 50'
- EA PLUG - PLASTIC, W/FLUSH TYPE HEAD - 1/4" - WHITE
- FT TAPE-FOAM, DOUBLE COATED ADHESIVE BACKED - .5" X 108'
- EA PANEL-FILLER, BACKWALL - LEFT - RADIUS CORNER - 11.6" X 29"
- SF PANEL-SHEATHING, WAFERBOARD - 4' X 8' - INCREMENTS OF 32 S

KEY PART NUMBER

- 084882-16-000
- 076054-D5-001
- 076054-D8-002
- 077517-51-000
- 001018-01-024
- 044487-01-001
- 093743-01-02A
- 083574-01-000
- 000868-01-000
- 000970-03-000
- 000670-05-000

U/M DESCRIPTION

- EA PANEL-FIBERGLASS TO PARTICLE BOARD, 83.3" X 31.5" - BEIGE
FROM: 00-00-00 THRU: 05-26-91
- EA SHEET-FIBERGLASS, 4' X 8' - BEIGE - FILON
FROM: 05-27-91 THRU: 99-99-99
- EA SHEET-FIBERGLASS, 5' X 38" - BEIGE - FILON
FROM: 05-27-91 THRU: 99-99-99
- EA SHEET-FIBERGLASS, 29.69" X 27.88" - BEIGE
- EA SHEET-ALUMINUM, 4' X 8' - FLAT - BEIGE
- EA SHEET-ALUMINUM, .019" X 96" X 360" - MILL FINISH
- SF PLASTIC-ABS, 11.5" WIDE - OFF WHITE
- SF STYROFOAM, DOW TYPE SM - 1.5" X 24" X 85.25" - INC OF 14 SF
- SF STYROFOAM-.75" X 24" X 96" - INCREMENTS OF 16 SF
- SF STYROFOAM-1.34" X 48" X 96" - INCREMENTS OF 32 SF
- SF STYROFOAM-.5" X 24" X 96", INCREMENTS OF 16 SF

ASSIST HANDLE & ENTRY DOOR STRIKE COVER

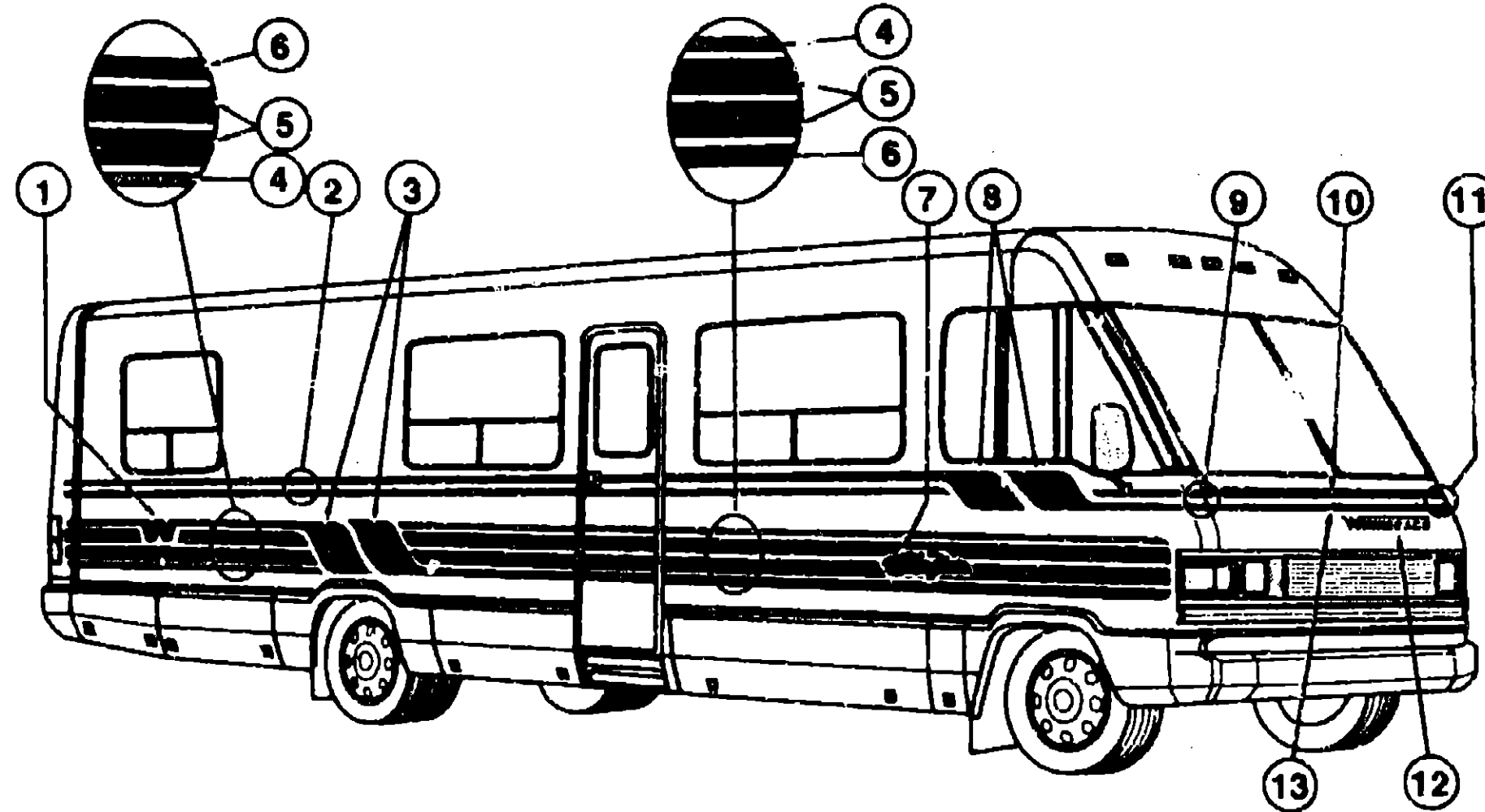
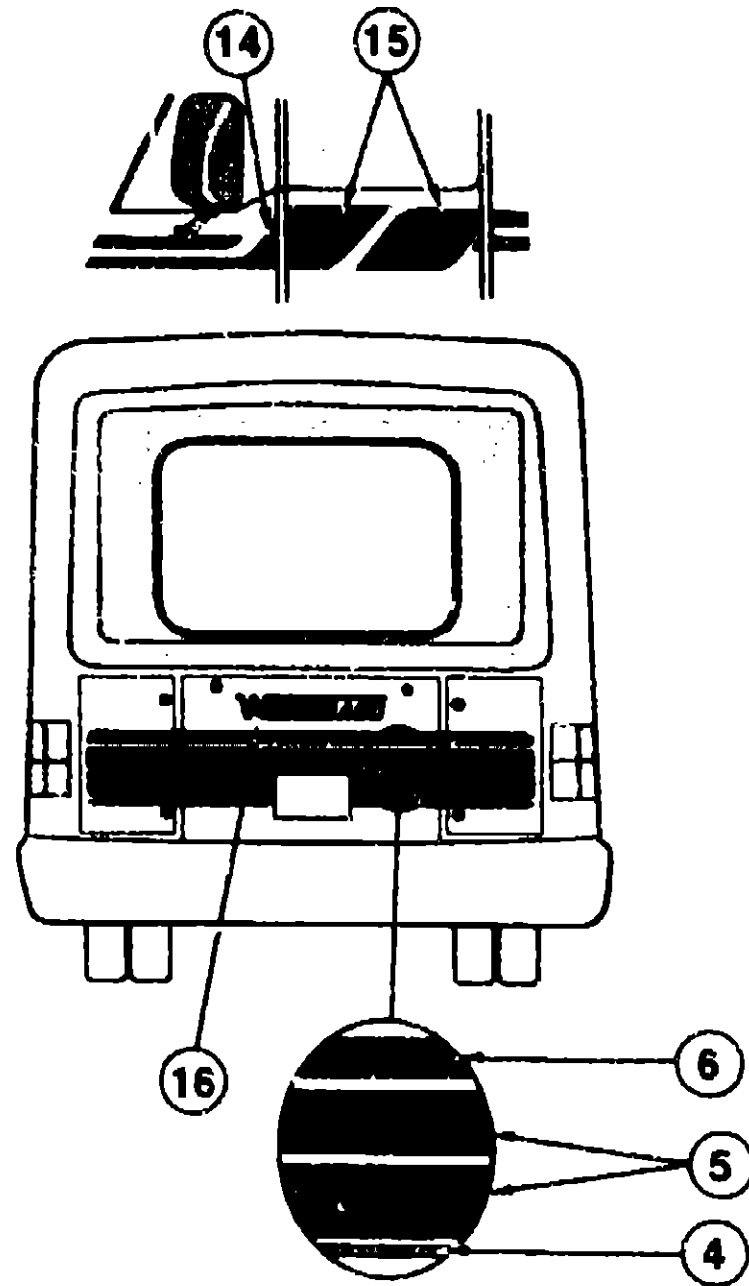
KEY PART NUMBER

- 077461-01-000
- 077461-03-000
- 009126-02-000
- 063886-11-000

U/M DESCRIPTION

- EA COVER-STRIKE, ENTRY DOOR - 6.5" X 2.56" - PLASTIC - BEIGE
FROM: 00-00-00 THRU: 07-09-90
- EA COVER-STRIKE, ENTRY DOOR - 6.5" X 2.5" - PLASTIC - OFF WHITE
FROM: 07-10-90 THRU: 99-99-99
- EA HANDLE-ASSIST, ENTRY DOOR - BLK CK
- EA HANDLE-ASSIST, DRIVER DOOR - METAL - BEIGE

EXTERIOR BODY GROUP (CONTINUED)
DECALS & PAINT



1991 WINNEBAGO
TABLE OF CONTENTS

INTRODUCTION	A-01 -	A-02
ABBREVIATIONS		A-03
ALPHABETICAL INDEX	A-04 -	A-08
WCN2SRC	A-07 -	F-02
WCN34RQ	F-03 -	K-12

1991 WCN34RQ INDEX

FLOOR PLAN	F-03 -	F-04
ACCESSORIES	F-05 -	F-14
BATH	F-15 -	F-18
BEDROOM	F-19 -	F-22
CHASSIS	F-23 -	G-10
C C & PAD	G-11 -	G-22
DINETTE	G-23 -	G-24
DRIVERS	H-01 -	H-08
ELECTRICAL	H-09 -	H-16
EXTERIOR BODY	H-17 -	H-22
GALLEY	H-23 -	I-06
HEATING & A/C	I-07 -	I-10
INTERIOR FINISH	I-11 -	I-14
LABELS	I-15 -	I-22
LP		I-23
LOUNGE	I-24 -	J-01
SEALANTS & FASTENERS	J-02 -	J-04
WATER & SEWAGE	J-05 -	J-09
WINDOW, VENT AND EXTERIOR DOOR	J-10 -	K-12

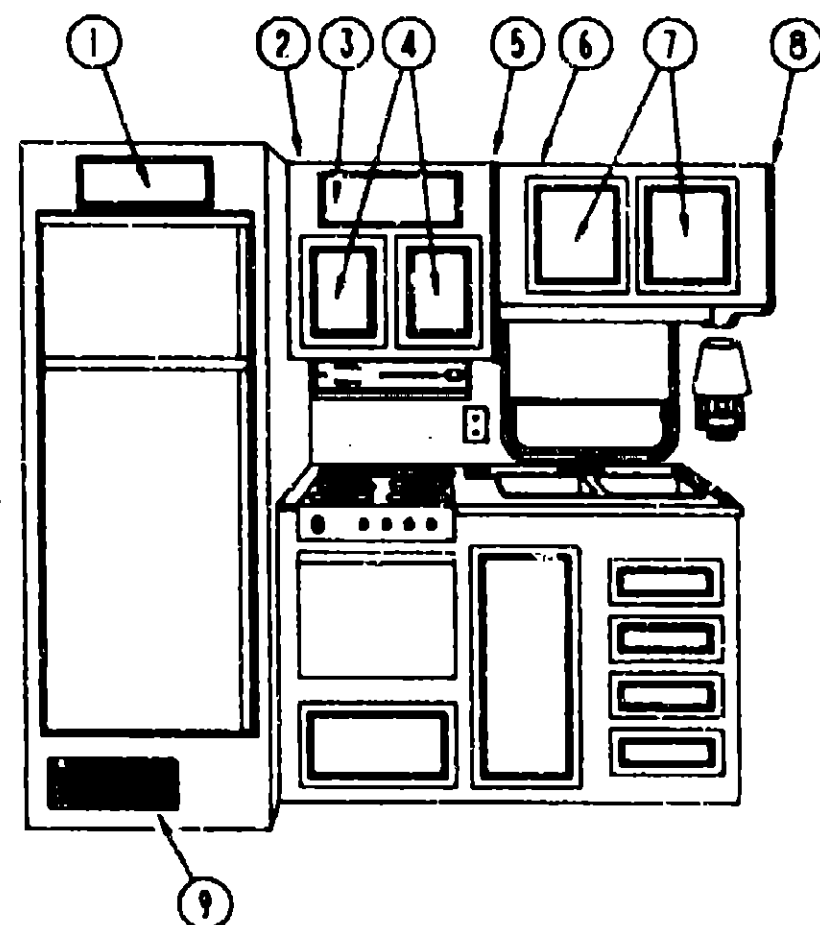
KEY	PART NUMBER	U/M DESCRIPTION
1	093691-02-01A	EA DECAL-FLYING "W", 6.25" - DARK TEAL (B07, B08, B09)
1	093691-02-02A	EA DECAL-FLYING "W", 6.25" - ROYAL BLUE (B22)
2	093680-20-01A	FT FILM-MULTISTRIPE, 3.3" - DARK TEAL/LIGHT TEAL (B07, B08, B09)
2	093680-20-03A	FT FILM-MULTISTRIPE, 3.3" - ROYAL BLUE/LIGHT BLUE (B22)
3	099629-01-01A	EA DECAL-ANGLE, LARGE - PASSENGER SIDE - DARK TEAL (B07, B08, B09)
3	099629-01-02A	EA DECAL-ANGLE, LARGE - PASSENGER SIDE - ROYAL BLUE (B22)
	099629-02-01A	EA DECAL-ANGLE, LARGE - DRIVER SIDE - DARK TEAL (B07, B08, B09)
	099629-02-02A	EA DECAL-ANGLE, LARGE - DRIVER SIDE - ROYAL BLUE (B22)
4	093681-27-01A	FT FILM-SINGLE STRIPE, .75" WIDE - PLUM BAY (B22 ONLY)
5	093680-19-01A	FT FILM-MULTISTRIPE, 7.5" - LIGHT TEAL (B07, B08, B09)
5	093680-19-02A	FT FILM-MULTISTRIPE, 7.5" - LIGHT BLUE (B22)
6	093681-12-01A	FT FILM-SINGLE STRIPE, 2.24" - DARK TEAL (B07, B08, B09)
6	093681-12-02A	FT FILM-SINGLE STRIPE, 2.24" - ROYAL BLUE (B22)
7	058719-04-000	EA DECAL-LOGO, CHIEFTAIN - DARK TEAL (B07, B08, B09)
7	058719-05-000	EA DECAL-LOGO, CHIEFTAIN - ROYAL BLUE (B22)
8	099626-01-01A	EA DECAL-ANGLE, SMALL - DARK TEAL (B07, B08, B09)
8	099626-01-02A	EA DECAL-ANGLE, SMALL - ROYAL BLUE (B22)
9	099628-01-01A	EA DECAL-CORNER, HOOD - PASSENGER SIDE - LIGHT TEAL/DARK TEAL (B07, B08, B09)
9	099628-02-02A	EA DECAL-CORNER, HOOD - PASSENGER SIDE - LIGHT BLUE/ROYAL BLUE (B22)
10	093681-11-03A	FT FILM-SINGLE STRIPE, 1.73" - LIGHT TEAL (B07, B08, B09)
10	093681-11-04A	FT FILM-SINGLE STRIPE, 1.73" - LIGHT BLUE (B22)

KEY	PART NUMBER	U/M DESCRIPTION
11	099628-01-01A	EA DECAL-CORNER, HOOD - DRIVER SIDE - LIGHT TEAL/DARK TEAL (B07, B08, B09)
11	099628-02-02A	EA DECAL-CORNER, HOOD - DRIVER SIDE - LIGHT BLUE/ROYAL BLUE (B22)
12	099625-01-01A	EA DECAL-LOGO, "WINNEBAGO" - HOOD - DARK TEAL (B07, B08, B09)
12	099625-01-02A	EA DECAL-LOGO, "WINNEBAGO" - HOOD - ROYAL BLUE (B22)
13	093581-11-01A	FT FILM-SINGLE STRIPE, 1.73" - DARK TEAL (B07, B08, B09)
13	093581-11-05A	FT FILM-SINGLE STRIPE, 1.73" - ROYAL BLUE (B22)
14	095627-01-01A	EA DECAL-ANGLE, SMALL - FRONT TO DRIVERS DOOR - DARK TEAL (B07, B08, B09)
14	095627-01-02A	EA DECAL-ANGLE, SMALL - FRONT TO DRIVERS DOOR - ROYAL BLUE (B22)
15	095624-01-02A	EA DECAL-ANGLE, SMALL - DRIVERS DOOR SECTION (2 PIECE) - ROYAL BLUE (B22)
15	099624-01-01A	EA DECAL-ANGLE, SMALL - DRIVERS DOOR SECTION (2 PIECE) - DARK TEAL (B07, B08, B09)
16	050313-40-000	EA DECAL-LOGO, "WINNEBAGO" - DARK TEAL (B07, B08, B09)
16	050313-45-000	EA DECAL-LOGO, "WINNEBAGO" - ROYAL BLUE (B22)
	044486-03-000	EA PAINT-16OZ SPRAY-BEIGE

FOR YOUR CONVENIENCE HERE ARE THE DUPONT COLOR CODES YOU CAN PURCHASE LOCALLY.

DARK TEAL	K9470
LIGHT TEAL	K9471
ROYAL BLUE	G9843
LIGHT BLUE	K9476
BEIGE	L8729

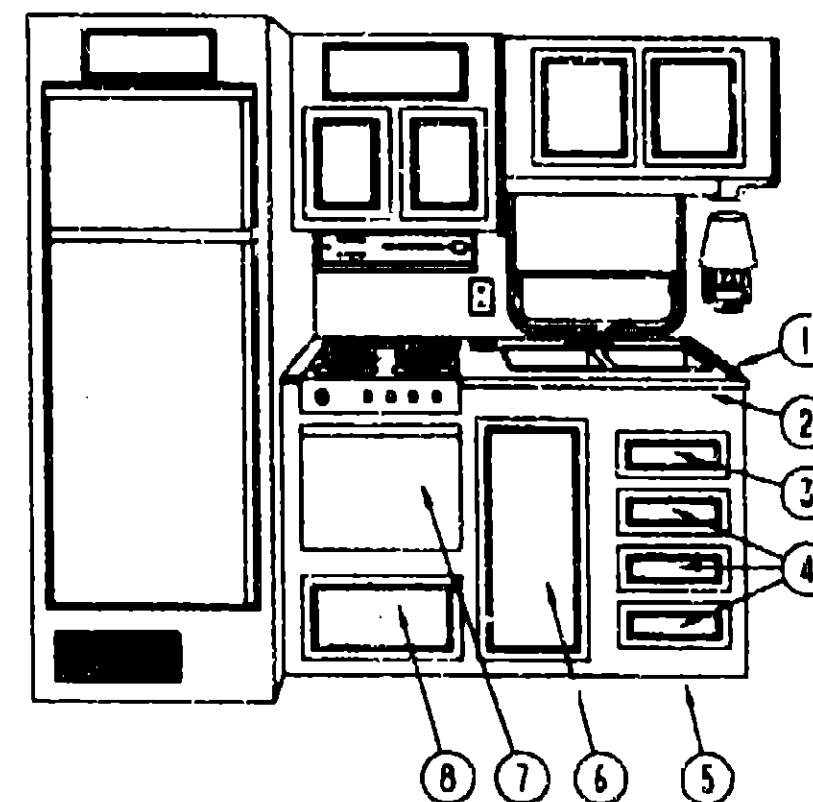
GALLEY GROUP



GALLEY CABINETS & COMPONENTS

KEY PART NUMBER	U/M DESCRIPTION
1 P00520-03-B07 090329-01-000	EA DOOR-CABINET, W/O HARDWARE - 6.4' X 16' FT SEAL-REFRIGERATOR CABINET
2 M04092-09-B07 M04091-10-B07	EA CABINET-OVERHEAD, W/O DOORS OR HARDWARE - RANGE EA CABINET-OVERHEAD, W/O DOORS OR HARDWARE - MICROWAVE
3 P00520-03-B07	EA DOOR-CABINET, W/O HARDWARE - 6.4' X 16'
4 P00520-02-B07	EA DOOR-CABINET, W/O HARDWARE - 10.8' X 14.4'
5 092090-04-B07	EA END CAP-CABINET, OVERHEAD - FRONT
6 098925-01-B07	EA CABINET-OVERHEAD, SINK - W/O DOORS OR HARDWARE
7 P00520-05-B07	EA DOOR ASM-W/O HARDWARE 14.37' X 16.14'
8 099092-02-B07	EA END CAP-CABINET, OVERHEAD - FRONT
9 M02516-55-Y12 098979-01-000 098980-02-000	EA DOOR-FURNACE, W/MESH INSERT EA CLIP-ADJUSTABLE SHELF EA PILASTER-ADJUSTABLE SHELF

GALLEY GROUP (CONTINUED)



GALLEY CABINETS & COMPONENTS

KEY PART NUMBER	U/M DESCRIPTION
1 098335-02-B03	EA RAIL-GALLEY, .75' X 1.5' X 22.3'
2 098926-11-B07	EA COUNTERTOP-GALLEY
3 P00521-02-B07	EA DRAWER-CABINET, W/O HARDWARE - 13' X 6.7' - TOP DRAWER FROM: 00-00-00 THRU: 01-06-91
3 P03397-11-B10	EA DRAWER-CABINET, W/O HARDWARE - 13' X 6.7' - TOP DRAWER FROM: 01-07-91 THRU: 99-99-99
4 P00521-01-B07	EA DRAWER-CABINET, W/O HARDWARE - 13' X 15.2' - LOWER 3 DRAWERS FROM: 00-00-00 THRU: 01-06-91
4 P03397-09-B10	EA DRAWER-CABINET, W/O HARDWARE - 13' X 6.7' - TOP DRAWER FROM: 01-07-91 THRU: 99-99-99
5 M04091-02-B07	EA CABINET-GALLEY, W/O DOORS OR HARDWARE - 4 BURNER ENAMEL/HOT PLATE
5 M04091-01-B07	EA CABINET-GALLEY, W/O DOORS OR HARDWARE - BLACK OVEN
6 P00520-12-B07	EA DOOR-CABINET, W/O HARDWARE - 14.4' X 26.8'
7 P00520-13-B07	EA DOOR-CABINET, W/O HARDWARE - 9.6' X 21.8'
8 M82184-28-B07 P00520-20-B07 098507-02-000	EA DRAWER-CABINET, W/O HARDWARE - 17.7' X 19.7' EA DOOR-CABINET, W/O HARDWARE - 17.7' X 21.9' EA RANGE-4 BURNER, W/GLASS DOOR - BLACK - MAGIC CHEF BT22NA FROM: 00-00-00 THRU: 09-02-90
102020-01-01A	EA RANGE-4 BURNER, W/ALMOND TOP & DOOR - MAGIC CHEF BT22RA4T4 FROM: 09-03-90 THRU: 03-10-91
102020-01-03A	EA RANGE-4 BURNER, ALMOND - 22' MAGIC CHEF BT22RA4TZ FROM: 03-11-91 THRU: 99-99-99

1991 WINNEBAGO TABLE OF CONTENTS

INTRODUCTION	A-01 - A-02
ABBREVIATIONS	A-03
ALPHABETICAL INDEX	A-04 - A-06
WCN25RC	A-07 - F-02
WCN34RQ	F-03 - K-12

1991 WCN34RQ INDEX

FLOOR PLAN	F-03 - F-04
ACCESSORIES	F-05 - F-14
BATH	F-15 - F-18
BEDROOM	F-19 - F-22
CHASSIS	F-23 - G-10
C C & PAD	G-11 - G-22
DINETTE	G-23 - G-24
DRIVERS	H-01 - H-08
ELECTRICAL	H-09 - H-16
EXTERIOR BODY	H-17 - H-22
GALLEY	H-23 - I-06
HEATING & A/C	I-07 - I-10
INTERIOR FINISH	I-11 - I-14
LABELS	I-15 - I-22
LP	I-23
LOUNGE	I-24 - J-01
SEALANTS & FASTENERS	J-02 - J-04
WATER & SEWAGE	J-05 - J-09
WINDOW, VENT AND EXTERIOR DOOR	J-10 - K-12

GALLEY GROUP (CONTINUED)
RANGE

KEY PART NUMBER	U/M DESCRIPTION
065280-03-000	EA COVER-BIFOLD, RANGE - ALMOND - MAGIC CHEF #KL22A-1 FROM: 00-00-00 THRU: 09-02-90
098507-02-000	EA RANGE-4BURNER, W/GLASS DOOR - BLACK - MAGIC CHEF #BT22NA-4T2 FROM: 00-00-00 THRU: 09-02-90
055282-03-708	EA BUMPER-MAIN TOP, PLASTIC PLUG - MAGIC CHEF 744-178
049045-01-742	EA BURNER ASM-OVEN, MAGIC CHEF 50-20216
064782-02-715	EA CLIP-GRATE, MAGIC CHEF 413-00015
055282-03-702	EA KNOB-THERMOSTAT, MAGIC CHEF 50-20281
081374-02-701	EA REGULATOR-PRESSURE, MAGIC CHEF 976-27
055282-03-700	EA THERMOSTAT, MAGIC CHEF 993-476
049045-01-703	EA VALVE-TOP BURNER, MAGIC CHEF 997-584
064782-02-705	EA HANDLE-OVEN DOOR, BLACK - MAGIC CHEF 50-25104
049045-01-728	EA BROILER PAN W/O INSERT, MAGIC CHEF 50-22114-2
098507-02-700	EA FILTER-PILOT, MAGIC CHEF 735-126
098507-02-703	EA GLASS, OUTER - MAGIC CHEF 50-27096-1
098507-02-702	EA DEFLECTOR, VENT - MAGIC CHEF 50-27039-1
098507-02-704	EA PANEL, OVEN DOOR-EBONY - MAGIC CHEF 2401F082-70
098507-02-701	EA INSERT-BURNER (SLOTTED VENT), MAGIC CHEF 7214P015-60
098507-02-707	EA TOP-MAIN, EBONY - MAGIC CHEF 2001F057-70
098507-02-705	EA TRIM, LEFT - MAGIC CHEF 3608F018-70
098507-02-706	EA TRIM, RIGHT - MAGIC CHEF 3608F017-70
049045-01-741	EA INSERT-BROILER PAN, MAGIC CHEF 5022119-1 OR 2
064782-02-710	EA BRACKET-FRONT GLASS, MAGIC CHEF 56-62097
064782-02-712	EA GRATE-TOP BURNER, SQUARE HOLES - MAGIC CHEF 50-25439
064782-02-714	EA FITTING-PIPE NIPPLE, 1/8" - MAGIC CHEF 863-1
098507-01-700	EA PANEL, OVEN DOOR-ALMOND, MAGIC CHEF 2401F075-74
098507-01-701	EA TOP-MAIN, ALMOND - MAGIC CHEF 2001F057-74
064782-02-708	EA VALVE-MERCURY CONTROL, MAGIC CHEF 999-626
102021-02-01A	EA COVER-RANGE, BIFOLD - 22" - ALMOND - MAGIC CHEF KR22A-1 FROM: 09-03-90 THRU: 99-99-99
102020-01-01A	EA RANGE-4 BURNER ALMOND - 22" - MAGIC CHEF BT22RA-4T-490 FROM: 09-03-90 THRU: 03-11-91
102020-01-701	EA HANDLE-DOOR, MAGIC CHEF - 7701P092-60
102020-01-702	EA PANEL-MANIFOLD, MAGIC CHEF 2616F080-70
102020-01-703	EA PANEL-DOOR, ALMOND - MAGIC CHEF 2401F075-71
102020-01-700	EA SHELF-OVEN, MAGIC CHEF - 7801-P027-60
102020-01-705	EA TRIM-LEFT, MAGIC CHEF 3608F018-70
102020-01-706	EA TRIM-RIGHT, MAGIC CHEF 3608F017-70
102020-01-708	EA BURNER ASSEMBLY-OVEN, MAGIC CHEF 3403W003-45
102020-01-709	EA BUMPER-GRATE, MAGIC CHEF 8007P018-60
102020-01-710	EA FILTER-PILOT, MAGIC CHEF 7507P046-60
102020-01-711	EA GRATE-TOP, MAGIC CHEF 7518P012-60
102020-01-712	EA KNOB-BURNER VALVE, MAGIC CHEF 7733P044-60
102020-01-713	EA KNOB-THERMOSTAT, MAGIC CHEF 7731P042-60
102020-01-714	EA PILOT-OVEN, MAGIC CHEF 968-143
102020-01-715	EA PIPE-MANIFOLD, MAGIC CHEF 7513P095-60
102020-01-716	EA REGULATOR-PRESSURE, MAGIC CHEF 7510P033-60
102020-01-717	EA THERMOSTAT, MAGIC CHEF 7515P024-60
102020-01-718	EA TOP-MAIN, ALMOND - MAGIC CHEF 2001F085-84
102020-01-719	EA TOP-MAIN, BLACK - MAGIC CHEF 2001F085-90
102020-01-720	EA VALVE-MERCURY CONTROL, MAGIC CHEF 7501P055-60
102020-01-721	EA VALVE-SHUT OFF, MAGIC CHEF 7506F096-60
102020-01-722	EA VALVE-TOP BURNER, MAGIC CHEF 7502P095-60
102020-01-723	EA PILOT-BURNER, MAGIC CHEF 7505P147-60
102020-01-724	EA BUMPER-MAIN TOP, MAGIC CHEF 8003P008-60

KEY PART NUMBER

102020-01-03A
102020-01-701
102020-01-702
102020-01-700
102020-3A-700
102020-01-705
102020-01-706
102020-01-708
102020-01-709
102020-01-710
102020-01-711
102020-01-712
102020-01-713
102020-01-714
102020-01-715
102020-01-716
102020-01-717
102020-01-718
102020-01-720
102020-01-721
102020-01-722
102020-01-723
102020-01-724
102020-01-725
102020-01-727
102020-01-728

KEY PART NUMBER

058334-01-000
100081-01-01A
092488-01-Y12
095924-01-000
093553-01-B07
077953-01-000
093239-01-Y12
093282-01-000
077409-02-000
077925-02-W30

KEY PART NUMBER

100258-05-01A
100258-04-701
100258-04-703
100258-04-704
092696-01-704
092696-01-702
092696-01-709
092696-01-710
096983-01-708
100258-04-702
090973-01-702
096983-01-707
100258-04-700
075470-01-702
100258-08-701
096983-01-703
096983-01-702
100258-10-01A
090973-01-700

GALLEY GROUP (CONTINUED)
RANGES CONTINUED

U/M DESCRIPTION
EA RANGE-22" 4 BURNER ALMOND - MAGIC CHEF BT22RA-4TZ FROM: 03-11-91 THRU: 99-99-99
EA HANDLE-DOOR, MAGIC CHEF - 7701P092-60
EA PANEL-MANIFOLD, MAGIC CHEF 2616F080-70
EA SHELF-OVEN, MAGIC CHEF - 7801-P027-60
EA PANEL-DOOR, W/WINDOW - EBONY - MAGIC CHEF - 2401-F08
EA TRIM-LEFT, MAGIC CHEF 3608F018-70
EA TRIM-RIGHT, MAGIC CHEF 3608F017-70
EA BURNER ASSEMBLY-OVEN, MAGIC CHEF 3403W003-45
EA BUMPER-GRATE, MAGIC CHEF 8007P018-60
EA FILTER-PILOT, MAGIC CHEF 7507P046-60
EA GRATE-TOP, MAGIC CHEF 7518P012-60
EA KNOB-BURNER VALVE, MAGIC CHEF 7733P044-60
EA KNOB-THERMOSTAT, MAGIC CHEF 7731P042-60
EA PILOT-OVEN, MAGIC CHEF 968-143
EA PIPE-MANIFOLD, MAGIC CHEF 7513P095-60
EA REGULATOR-PRESSURE, MAGIC CHEF 7510P033-60
EA THERMOSTAT, MAGIC CHEF 7515P024-60
EA TOP-MAIN, ALMOND - MAGIC CHEF 2001F085-84
EA VALVE-MERCURY CONTROL, MAGIC CHEF 7501P055-60
EA VALVE-SHUT OFF, MAGIC CHEF 7506F096-60
EA VALVE-TOP BURNER, MAGIC CHEF 7502P095-60
EA PILOT-BURNER, MAGIC CHEF 7505P147-60
EA BUMPER-MAIN TOP, MAGIC CHEF 8003P008-60
EA GLASS-OUTER, MAGIC CHEF 7902P266-60
EA TRIM-LEFT, FLAT - MAGIC CHEF 3608W026-70
EA TRIM-RIGHT, FLAT - MAGIC CHEF 3608W027-70

MISCELLANEOUS GALLEY COMPONENTS

U/M DESCRIPTION
EA WASTEBASKET 9 3/4" X 7" X 10", WHITE - RUBBERMAID
EA TRAY-SILVERWARE, ALMOND - RUBBERMAID
EA HOLDER-PAPER TOWEL
EA SINK-DBL BOWL, ENAMEL, 18X24
EA COVER-SINK
EA GROMMET-EDGE LINER, FITS 1"
EA HOLDER-KNIFE, COUNTERTOP - OAK
EA BONNET-KNIFE HOLDER, UNDER COUNTER - METAL
EA SLIDE-DRAWER, PLASTIC 20.75"
EA RAIL-GALLEY

CANADIAN RANGE HOOD

U/M DESCRIPTION
EA HOOD-RANGE, W/MONITOR PANEL - VENTLINE TCS 4003SAC
EA BEZEL-SWITCH LEVER, CABLE TO VENT - VENTLINE CC116
EA CONTROL PANEL ASM
EA METAL FACE PLATE-SCREENED
EA KNOB-LEVER, CABLE - PLASTIC - BLACK - VENTLINE CC225
EA RESISTER-WIRE, VENTLINE L7314
EA BULB-912, VENTLINE VA415
EA SOCKET-LIGHT, VENTLINE CB267-2
EA LENS-LAMP, VENTLINE CC179
EA SWITCH-LEVER, W/CABLE - VENTLINE CB547-1
EA BLADE-FAN, LVS VA183-1
EA FILTER-GREASE, 8" X 8" - LVS CC246
EA CIRCUIT BOARD, VENTLINE 5037
EA SWITCH-ON/OFF, LVS CB484
EA SWITCH-FAN, 2 SPEED - VENTLINE 122
EA SWITCH-ON/ON - JENSEN 115
EA SWITCH-TWO WAY MOMENTARY, VENTLINE 112
EA METER-HOUR, VENTLINE 150
EA MOTOR - LVS CA508-1

1991 WINNEBAGO
TABLE OF CONTENTS

INTRODUCTION	A-01 -	A-02
ABBREVIATIONS		A-03
ALPHABETICAL INDEX	A-04 -	A-08
WCN25RC	A-07 -	F-02
WCN34RQ	F-03 -	K-12

1991 WCN34RQ INDEX

FLOOR PLAN	F-03 -	F-04
ACCESSORIES	F-05 -	F-14
BATH	F-15 -	F-18
BEDROOM	F-19 -	F-22
CHASSIS	F-23 -	G-10
C C & PAD	G11 -	G-22
DINETTE	G-23 -	G-24
DRIVERS	H-01 -	H-08
ELECTRICAL	H-09 -	H-16
EXTERIOR BODY	H-17 -	H-22
GALLEY	H-23 -	I-06
HEATING & A/C	I-07 -	I-10
INTERIOR FINISH	I-11 -	I-14
LABELS	I-15 -	I-22
LP		I-23
LOUNGE	I-24 -	J-01
SEALANTS & FASTENERS	J-02 -	J-04
WATER & SEWAGE	J-05 -	J-09
WINDOW, VENT AND		
EXTERIOR DOOR	J-10 -	K-12

GALLEY GROUP (CONTINUED)

RANGE TOP

KEY PART NUMBER	U/M DESCRIPTION
081374-03-000	EA RANGE-4 BURNER, W/O OVEN - ALMOND - MAGIC CHEF BT85NA-4 FROM: 00-00-00 THRU: 07-29-90
064782-02-715	EA CLIP-GRATE, MAGIC CHEF 413-00015
081374-03-704	EA REGULATOR-PRESSURE, MAGIC CHEF 7510P032-60
049045-01-703	EA VALVE-TOP BURNER, MAGIC CHEF 997-584
064782-02-700	EA TOP-MAIN-ALMOND-4BURNER - MAGIC CHEF 50-21136A
064782-02-714	EA FITTING-PIPE NIPPLE, 1/8" - MAGIC CHEF 863-1
098507-01-701	EA TOP-MAIN, ALMOND - MAGIC CHEF 2001F057-74
081374-03-700	EA TRIM-CAB, REAR - ALMOND - MAGIC CHEF 3608F016-74
081374-01-703	EA TRIM TOP REAR - MAGIC CHEF 52-1-354-3
081374-03-704	EA REGULATOR-PRESSURE, MAGIC CHEF 7510P032-60
081374-03-705	EA TRIM-BACK, ALMOND - MAGIC CHEF 3608F009-74
081374-01-000	EA RANGE-4 BURNER, W/O OVEN - ALMOND - MAGIC CHEF BT85NA-4 FROM: 07-30-90 THRU: 09-12-90
081374-01-700	EA TRIM-CAB TOP RIGHT, BLACK - MAGIC CHEF 3603F015-70
081374-01-701	EA TRIM-CAB TOP LEFT, BLACK - MAGIC CHEF 3608F016-70
081374-01-702	EA PANEL-MANIFOLD WARM, BLACK - MAGIC CHEF 52-20712-5X
081374-01-702	EA TRIM-TOP REAR, MAGIC CHEF 52-10354-3
081374-01-704	EA GUARD-FABRIC, MAGIC CHEF 50-11-688-2
102019-01-01A	EA RANGE TOP-4 BURNER, ALMOND - MAGIC CHEF BT85RA-4 FROM: 08-13-90 THRU: 09-99-99
102020-01-701	EA HANDLE-DOOR, MAGIC CHEF - 7701P092-60
102020-01-702	EA PANEL-MANIFOLD, MAGIC CHEF 2616F080-70
102020-01-703	EA PANEL-DOOR, ALMOND - MAGIC CHEF 2401F075-71
102020-01-700	EA SHELF-OVEN, MAGIC CHEF - 7801-P027-60
102020-01-705	EA TRIM-LEFT, MAGIC CHEF 3608F018-70
102020-01-706	EA TRIM-RIGHT, MAGIC CHEF 3608F017-70
102020-01-708	EA BURNER ASSEMBLY-OVEN, MAGIC CHEF 3403W003-45
102020-01-709	EA BUMPER-GRATE, MAGIC CHEF 8007P018-60
102020-01-710	EA FILTER-PILOT, MAGIC CHEF 7507P046-60
102020-01-711	EA GRATE-TOP, MAGIC CHEF 7518P012-60
102020-01-712	EA KNOB-BURNER VALVE, MAGIC CHEF 7733P044-60
102020-01-713	EA KNOB-THERMOSTAT, MAGIC CHEF 7731P042-60
102020-01-714	EA PILOT-OVEN, MAGIC CHEF 968-143
102020-01-715	EA PIPE-MANIFOLD, MAGIC CHEF 7513P095-60
102020-01-716	EA REGULATOR-PRESSURE, MAGIC CHEF 7510P033-60
102020-01-717	EA THERMOSTAT, MAGIC CHEF 7515P024-60
102020-01-718	EA TOP-MAIN, ALMOND - MAGIC CHEF 2001F085-84
102020-01-719	EA TOP-MAIN, BLACK - MAGIC CHEF 2001F085-90
102020-01-720	EA VALVE-MERCURY CONTROL, MAGIC CHEF 7501P056-60
102020-01-721	EA VALVE-SHUT OFF, MAGIC CHEF 7506F096-60
102020-01-722	EA VALVE-TOP BURNER, MAGIC CHEF 7502P095-60
102020-01-723	EA PILOT-BURNER, MAGIC CHEF 7505P147-60
102020-01-724	EA BUMPER-MAIN TOP, MAGIC CHEF 8002P008-60

MICROWAVE OVEN

KEY PART NUMBER	U/M DESCRIPTION
091269-03-000	EA OVEN-MICROWAVE, W/ BROWNING OVEN - M'CHEF M16-10PB
091269-03-701	EA PLATE-CERAMIC, 9.5" - ROUND - MAGIC CHEF 246-0005
091269-03-702	EA CLIP-OVEN SHELF, WHITE - MAGIC CHEF 201-0044
091269-03-703	EA CLIP-OVEN SHELF, BLACK - MAGIC CHEF 201-0031
091269-05-000	EA OVEN-MICROWAVE, MAGIC CHEF M15E-9PB
094745-01-01A	EA TRIM-MICROWAVE, LOWER - BLACK
094774-03-01A	EA TRIM-MICROWAVE, EITHER SIDE - BLACK
093744-03-000	EA BRACKET-TIEDOWN, STOVE - FRONT
093744-04-000	EA BRACKET-TIEDOWN, STOVE - REAR
094750-01-000	EA BRACKET-MICROWAVE, 90 DEGREE

GALLEY GROUP (CONTINUED)

RANGE HOOD

KEY PART NUMBER	U/M DESCRIPTION
096983-09-01A	EA HOOD-RANGE, W/MONITOR PANEL - VENTLINE TCS 4003SAD
100258-04-700	EA CIRCUIT BOARD - VENTLINE 5037
096983-09-700	EA BEZEL-SWITCH LEVER, CABLE TO VENT - VENTLINE CC118
096983-01-70H	EA SWITCH-LEVER, W/CABLE - VENTLINE CB547-4
092696-01-700	EA FASTENER-W/CABLE - PLASTIC - VENTLINE VB337
092696-01-701	EA KNOB-LEVER, CABLE - PLASTIC - BLACK - VENTLINE CC225
092696-01-702	EA RESISTOR-WIRE, VENTLINE L7314
092696-01-709	EA BULB-912, LVS VA415
092696-01-710	EA SOCKET-LIGHT, LVS CB267-2
095983-01-708	EA LENS-LAMP, VENTLINE CC179
090973-01-702	EA BLADE-FAN, LVS VA183-1
096983-01-707	EA FILTER-GREASE, 8" X 8" - LVS CC246
096983-01-703	EA SWITCH-ON/OFF - JENSEN 115
096983-01-702	EA SWITCH-TWO WAY MOMENTARY, VENTLINE 112
100258-10-01A	EA METER-HOUR, VENTLINE 150
090973-01-700	EA MOTOR - LVS CA508-1
096983-09-701	EA CONTROL PANEL ASM.
096983-01-700	EA SWITCH - ON - OFF
096983-01-701	EA SWITCH - MOMENTARY, ONE WAY

LARGE 8 CUBIC FOOT REFRIGERATOR

KEY PART NUMBER	U/M DESCRIPTION
094039-05-000	EA REFRIGERATOR-2-WAY, LARGE DOUBLE DOOR - NORCOLD #682
084880-03-701	EA COOLING UNIT (HORIZ BURNER) - NORCOLD 61587337
084880-03-700	EA FLUE(HORIZONTAL) BURNER - NORCOLD 616161
084880-01-735	EA HINGE BRKT, TOP LH-BTM RH BRN - NORCOLD 615809
084880-01-722	EA CRISPER COVER - NORCOLD 615641
088248-01-709	EA HEATER-AC, (HORIZONTAL) - NORCOLD# 615627
075217-01-737	EA CONTROL MODULE, NORCOLD# 61525022
094039-04-701	EA EYEBROW (SHELL) 2 WAY-NORCOLD 61569822
094039-04-700	EA PC BOARD (2 WAY) - NORCOLD 61647322
094039-04-702	EA POWER SUPPLY (2 WAY) - NORCOLD 61647422
094039-01-731	EA CRISPER (GRAY) SILVER TRIM - NORCOLD 61571360
094039-01-720	EA CAB ASSEMBLY (BRN FRAME/WHT LINER) - NORCOLD# 616632
084880-01-715	EA VALVE-SHUT OFF, MANUAL - NORCOLD# 61697922
084880-01-713	EA CONNECTOR-MALE, INLET FITTING - NORCOLD# 615256
064473-01-702	EA ORIFICE 6EG-2, NORCOLD 614521
088248-01-706	EA BURNER-(HORIZONTAL), NORCOLD# 15881
088248-01-708	EA ELECTRODE-IGNITION, (HORIZONTAL) - NORCOLD# 615732
084880-01-732	EA DAIRY KEEPER - NORCOLD 615604
084880-01-734	EA BRACKET-HINGE, TOP RH - BOTTOM LH - BROWN NORCOLD 61
094039-01-707	EA UPPER DOOR HANDLE ASSY(BRN) - NORCOLD 61650037
094039-01-705	EA UPPER DOOR LINER (WHITE) BRN - NORCOLD 61581837-B
084880-01-731	EA HINGE PIN, NORCOLD 615781
084880-01-744	EA HINGE PIN SHAFT (CTR HINGE), NORCOLD 615667
084880-01-726	EA HINGE BRACKET (CTR HINGE), NORCOLD 615665
084880-01-749	EA HINGE BUSHING - NORCOLD 615807
084880-01-746	EA CABLE, NORCOLD 615715
094039-01-702	EA GASKET (GRAY) UPPER - NORCOLD 61567830
094039-01-713	EA DOOR GASKET(LOWER) GRAY - NORCOLD 61586030
094039-01-705	EA UPPER DOOR LINER (WHITE) BRN - NORCOLD 61581837-B
034039-01-714	EA LOWER DOOR LINER (BRN/WHT) - NORCOLD# 61581737-B
088248-01-707	EA ELECTRODE-SENSOR, (HORIZONTAL), NORCOLD# 615733
094039-01-716	EA LOWER DOOR HANDLE ASSY (BRN) - NORCOLD# 61649937
084880-03-705	EA BRACKET F/INT. RERIG LIGHT - NORCOLD 616297
084880-03-706	EA LAMP (BIJLB) - NORCOLD 616289
084880-01-718	EA VALVE-GAS, NORCOLD 615518
084880-01-736	EA SWITCH-LIGHT, BLACK - NORCOLD# 615810
075217-01-738	EA SWITCH-HUMIDITY, NORCOLD 615259
094880-01-732	EA LATCH, NORCOLD 615765
084880-02-700	EA LOWER FLANGE 6663&8683, NORCOLD 616221
094039-01-712	EA DOOR BIN(GRAY)SILVER BORDER - NORCOLD 61564060

**1991 WINNEBAGO
TABLE OF CONTENTS**

INTRODUCTION	A-01 -	A-02
ABBREVIATIONS		A-03
ALPHABETICAL INDEX	A-04 -	A-08
WCN25RC	A-07 -	F-02
WCN34RQ	F-03 -	K-12

1991 WCN34RQ INDEX

FLOOR PLAN	F-03 -	F-04
ACCESSORIES	F-05 -	F-14
BATH	F-15 -	F-18
BEDROOM	F-19 -	F-22
CHASSIS	F-23 -	G-10
C C & PAD	G-11 -	G-22
DINETTE	G-23 -	G-24
DRIVERS	H-01 -	H-08
ELECTRICAL	H-09 -	H-16
EXTERIOR BODY	H-17 -	H-22
GALLEY	H-23 -	I-06
HEATING & A/C	I-07 -	I-10
INTERIOR FINISH	I-11 -	I-14
LABELS	I-15 -	I-22
LP		I-23
LOUNGE	I-24 -	J-01
SEALANTS & FASTENERS	J-02 -	J-04
WATER & SEWAGE	J-05 -	J-09
WINDOW, VENT AND EXTERIOR DOOR	J-10 -	K-12

GALLEY GROUP (CONTINUED)

LARGE 8 CUBIC FOOT REFRIGERATOR CONTINUED

KEY PART NUMBER	U/M DESCRIPTION
094039-01-718	EA MILK BIN (GRAY)W/SILVER TRIM - NORCOLD 61579460
084880-01-748	EA PLUG-INSTALLATION, BROWN - NORCOLD 615797
084880-01-747	EA PLUG-HOLE, NORCOLD 61582022
094039-01-711	EA JUICE RACK(GRAY)W/SILVER TRM - NORCOLD 61580540
064472-01-749	EA PLUG-1/8", NORCOLD# 614453
075217-01-734	EA FUSE-3 AMP, NORCOLD# 615388
094039-01-726	EA SHELF-FREEZER EVAPORATOR, NORCOLD 615236
084880-03-707	EA COVER FLAMP OR BULB - NORCOLD 616279
094039-01-733	EA WIRE SHELF (MIDDLE) - NORCOLD 61563822
094039-01-734	EA SHELF (TOP) WRISER - NORCOLD 61583722
094039-01-703	EA PLATE-HINGE, LH - BROWN - NORCOLD 61631422
094039-01-709	EA PLATE-HINGE, TOP RH - LH BOTTOM - BROWN - NORCOLD 61
094039-01-741	EA TRAY-SHELF, PLASTIC - GRAY - NORCOLD 61680922

REFRIGERATOR WITH ICE MAKER

KEY PART NUMBER	U/M DESCRIPTION
094039-08-000	EA REFRIGERATOR-NORCOLD, 2 WAY - W/ICE MAKER & DOUBLE DOOR - #682
084880-03-701	EA COOLING UNIT (HORIZ BURNER) - NORCOLD #61687337
084880-03-700	EA FLUE(HORIZONTAL) BURNER - NORCOLD #616151
088248-01-709	EA HEATER-AC, (HORIZONTAL) - NORCOLD #615627
075217-01-737	EA CONTROL MODULE, NORCOLD #61525022
094039-04-702	EA POWER SUPPLY (2 WAY) - NORCOLD #61647422
094039-04-701	EA EYEBROW (SHELL) 2 WAY - NORCOLD #61569822
064473-03-715	EA KNOB-THERMOSTAT, NORCOLD #616117
064473-03-714	EA KNOB-MODE SELECTOR, NORCOLD #616118
094039-04-700	EA PC BOARD (2 WAY), NORCOLD #61647322
094039-01-738	EA MANUAL SHUT-OFF HARPER WYMAN #61635922
084880-01-713	EA CONNECTOR-MALE, INLET FITTING - NORCOLD #615256
064473-03-703	EA TUBE-BURNER, NORCOLD # 616055
064473-01-702	EA ORIFICE-NORCOLD #614521
088248-01-706	EA BURNER-HORIZONTAL, NORCOLD #615881
088248-01-708	EA ELECTRODE-IGNITION, (HORIZONTAL) - NORCOLD #615732
088248-01-712	EA FRAME-DOOR, LOWER - BROWN - NORCOLD #615576
084880-01-733	EA DAIRY KEEPER - NORCOLD 615804
064472-02-716	EA TRIM-CABINET, TOP - BROWN - NORCOLD #613614
094039-01-723	EA HINGE BRACKET, TOP RH-BTM LH BLK - NORCOLD #61580938
046955-01-713	EA PIN-HINGE, NORCOLD # 611146
094039-01-708	EA UPPER DOOR HANDLE ASM. (BLK) - NORCOLD #61650038
094039-01-706	EA UPPER DOOR LINER (WHITE) BLK - NORCOLD #61581838-B
064472-03-700	EA FIN-HINGE, BOTTOM - NORCOLD #615507
064472-03-700	EA PIN-HINGE, BOTTOM - NORCOLD 615507
064472-01-727	EA HINGE-UPPER RIGHT, NORCOLD 613528
094039-01-707	EA UPPER DOOR HANDLE ASSY(BRN) - NORCOLD 61650
094039-01-705	EA UPPER DOOR LINER (WHITE) BRN - NORCOLD 6158
084880-01-735	EA HINGE BRKT, TOP LH-BTM RH BRN - NORCOLD 6158
084880-01-722	EA CRISPER COVER - NORCOLD 615641
094039-01-731	EA CRISPER (GRAY) SILVER TRIM - NORCOLD 615713
064472-01-725	EA FRAME STRIP-CABINET, LEFT - NORCOLD 613820-
094039-01-720	EA CAB ASSEMBLY (BRN FRAME/WHT LINER) - NORCOL
084880-01-746	EA CABLE, NORCOLD 61571522
084880-01-731	EA HINGE PIN, NORCOLD 61578123
084880-01-744	EA HINGE PIN SHAFT (CTR HINGE), NORCOLD 615667
084880-01-726	EA HINGE BRACKET (CTR HINGE), NORCOLD 61566523
084880-01-748	EA HINGE BUSHING - NORCOLD 615807
088248-01-707	EA ELECTRODE-SENSOR, (HORIZONTAL), NORCOLD# 61
094039-01-702	EA GASKET (GRAY) UPPER - NORCOLD 61567830
094039-01-713	EA DOOR GASKET(LOWER) GRAY - NORCOLD 61568030
094039-01-705	EA UPPER DOOR LINER (WHITE) BRN - NORCOLD 6158

GALLEY GROUP (CONTINUED)

REFRIGERATOR WITH ICE MAKER CONTINUED

KEY PART NUMBER	U/M DESCRIPTION
094039-01-714	EA LOWER DOOR LINER (BRN/WHT) - NORCOLD# 61581
094039-01-715	EA LOWER DOOR LINER (BLK/WHT) - NORCOLD 615817
094039-01-718	EA LOWER DOOR HANDLE ASSY (BRN) - NORCOLD# 618
094039-01-717	EA LOWER DOOR HANDLE ASSY (BLK) - NORCOLD 6164
084880-01-718	EA VALVE-GAS, NORCOLD 61561822
084880-03-705	EA BRACKET F/INT. RERIG LIGHT - NORCOLD 618297
084880-03-700	EA LAMP (BULB) - NORCOLD 61828922
084880-01-736	EA SWITCH-LIGHT, BLACK - NORCOLD# 61581022
075217-01-738	EA SWITCH-HUMIDITY, NORCOLD 61525822
084880-01-732	EA LATCH, NORCOLD 61578522
084880-02-700	EA LOWER FLANGE #66388683, NORCOLD 61822123
094039-01-732	EA FRONT COVER(BLK) BTM TRIM - NORCOLD 6162213
094039-01-712	EA DOOR BIN(GRAY)SILVER BORDER - NORCOLD 61564
094039-01-718	EA MILK BIN (GRAY)W/SILVER TRIM - NORCOLD 6157
084880-01-748	EA PLUG-INSTALLATION, BROWN - NORCOLD 615797
094039-01-740	EA PLUG-INSTALLATION, BLACK - NORCOLD 61579730
084880-01-747	EA PLUG-HOLE, NORCOLD 61582022
094039-01-722	EA HOLE PLUG (BLK) HINGE HOLES - NORCOLD 61582
094039-01-711	EA JUICE RACK(GRAY)W/SILVER TRM - NORCOLD 6158
064472-01-749	EA PLUG-1/8", NORCOLD# 614453
064472-02-733	EA FRAME CAP-LOWER DOOR, TOP - NORCOLD 615560
088248-01-711	EA FRAME-DOOR, UPPER - BROWN - NORCOLD 615575
075217-01-734	EA FUSE-3 AMP, NORCOLD# 61538822
084880-03-707	EA COVER FLAMP OR BULB - NORCOLD 61627922
094039-01-733	EA WIRE SHELF (MIDDLE) - NORCOLD 61563822
094039-01-734	EA WIRE SHELF (TOP) WRISER - NORCOLD 61583722
094039-01-703	EA PLATE-HINGE, LH - BROWN - NORCOLD 61631422
094039-01-704	EA HINGE PLATE (BLK) LH - NORCOLD 61631430
094039-01-709	EA PLATE-HINGE, TOP RH - LH BOTTOM - BROWN - N
094039-01-710	EA HINGE PLATE(BLK) RHTOP LHBTM - NORCOLD 6163
094039-07-700	EA ICE MAKER, NORCOLD 61684937
094039-07-701	EA BIN-ICE CUBE, NORCOLD 61688322
094039-07-702	EA SHELF-WIRE, FREEZER - TALL - NORCOLD 616677
094039-07-703	EA SHELF-WIRE, FREEZER - SHORT - NORCOLD 61674
094039-01-741	EA TRAY-SHELF, PLASTIC - GRAY - NORCOLD 616809
094039-07-704	EA VALVE-WATER FILL, NORCOLD 61657022

**1991 WINNEBAGO
TABLE OF CONTENTS**

INTRODUCTION	A-01	A-02
ABBREVIATIONS		A-03
ALPHABETICAL INDEX	A-04	A-08
WCN25RC	A-07	F-02
WCN34RQ	F-03	K-12

1991 WCN34RQ INDEX

FLOOR PLAN	F-03	F-04
ACCESSORIES	F-05	F-14
BATH	F-15	F-18
BEDROOM	F-19	F-22
CHASSIS	F-23	G-10
C C & PAD	G11	G-24
DINETTE	G-23	G-24
DRIVERS	H-01	H-08
ELECTRICAL	H-09	H-16
EXTERIOR BODY	H-17	H-22
GALLEY	H-23	I-06
HEATING & A/C	I-07	I-10
INTERIOR FINISH	I-11	I-14
LABELS	I-15	I-22
LP		I-23
LOUNGE	I-24	J-01
SEALANTS & FASTENERS	J-02	J-04
WATER & SEWAGE	J-05	J-09
WINDOW, VENT AND EXTERIOR DOOR	J-10	K-12

HEATING & AIR CONDITIONING GROUP

REAR HEATER

KEY	PART NUMBER	U/M DESCRIPTION
	084405-01-000	EA HEATER ASM-REAR, DUCTED - W/MOTOR AID - EVANS
	084405-01-700	EA HEATER CORE-EVANS# FT200228
	084405-01-701	EA FAN BLADES-EVANS# HVO20031
	084405-01-702	EA MOTOR ASM-12 V, EVANS# 200148
	087202-02-000	EA SWITCH-W/O KNOB, 4 POSITION
	090977-01-000	EA KNOB-SWITCH, ROTARY
	061673-01-000	EA BRACKET-MOTOR AID TUBES, 4" X 1.5" - STEEL

HEATING SYSTEM COMPONENTS

KEY	PART NUMBER	U/M DESCRIPTION
	007108-02-000	FT HOSE-HEATER, 3/4" ID
	007108-01-000	FT HOSE-HEATER, 5/8" ID
	079059-01-000	EA HOSE-90 DEGREE, .61" ID X 4' X 36'
	079059-02-000	EA HOSE-90 DEGREE, .61" ID X 4' X 6'
	083081-01-000	EA HOSE-FORMED, 90 DEGREES
	007076-01-000	FT HOSE-FLEXIBLE PVC - 2" ID
	098342-01-000	EA WYE-CONNECTOR, 2.5" FLEXHOSE
	023148-01-000	EA CLAMP-SCREW TYPE - 4"
	073194-02-000	EA CLAMP-HOSE, WORMGEAR 1.26" - 1.97"
	062401-01-000	EA CLAMP-HOSE, WORMGEAR 25" - 1"
	062401-04-000	EA CLAMP-HOSE, WORMGEAR .69" - 1.25"
	006042-01-000	FT TUBING-VINYL, .65" ID
	088753-01-000	FT TUBE-ALUMINIZED STEEL, 5/8" - 18 GAUGE
	040731-01-000	EA NIPPLE-INLET MANIFOLD, GM-3838094
	071015-13-000	EA GROMMET-3/8" ID, FITS .09" MATERIAL, RUBBER
	080179-01-000	EA BRACKET-SUPPORT, HEATER HOSE - IN ENGINE COMPARTMENT
	009200-01-000	EA TAPE-FURNACE, 1 1/2"
	000667-10-12B	EA SCREW, 10-12 X 3/4 PPH, - ZN
	092321-01-000	FT INSULATION-FIBERGLASS, W/ALUMINUM FOIL
	024990-01-000	EA OUTLET-DEFROSTER, WITH SWIVEL - 2" - TAN
	024990-03-000	EA OUTLET-LOUVERED, W/SWIVEL - 2" - GRAY
	009198-01-000	FT DUCT-HEAT, FLEXIBLE - 4" ID
	092776-01-000	EA ADAPTER-DUCT, 2"
	069636-02-000	EA CONNECTOR-DUCT, 4" ID
	089326-01-000	EA GRILLE-FLOOR, HEATING - 9.3' X 5.4' - BROWN
	093614-01-01A	EA GRILLE-RETURN AIR, FURNACE - 15.6' X 7.6' - BROWN
	056464-05-000	EA REGISTER-PLASTIC W/O DAMPER - 4" DIAMETER - GOLDEN
	094600-01-02A	EA REGISTER-HEAT, FLOOR-W/O DAMPER-3.5' X 10.5' X 1.4" - BROW
	094600-02-02A	EA REGISTER-HEAT, FLOOR - W/DAMPER - 3.6' X 10.5' X 1.4" BROW
	056402-03-000	EA BRACKET-MOUNTING, ROUND HEAT VENT - METAL - GRAY
	056402-04-000	EA BRACKET-MOUNTING, ROUND HEAT VENT - W/BEND - METAL - GRAY

A/C CONDENSER - US & CANADIAN - FORD

KEY	PART NUMBER	U/M DESCRIPTION
	096815-01-000	EA CONDENSER ASM-A/C, FORD - ARA# 0510739
	096815-01-700	EA COIL, CONDENSER, ARA 0519545
	072342-03-701	EA RECEIVER-DRYER, ARA 1273235
	072342-03-707	EA O-RING, #6 - ARA 0059605
	075789-01-718	EA O-RING-AEROQUIP FITTING, ARA 0543513
	074013-02-716	EA VALVE-SERVICE, ARA 0058337
	096815-01-701	EA HOSE ASM #8, ARA 0997051
	096815-01-702	EA O-RING, #8 - ARA 0059606
	072342-03-709	EA O-RING, #10 - ARA 0059607
	072341-01-716	EA VALVE-DISCHARGE, 1/2" O-RING - ARA 0548325

HEATING & AIR CONDITIONING GROUP (CONTINUED)

AUTO A/C COMPONENTS ADDED TO BOTH FORD & CHEVY CHASSIS

KEY	PART NUMBER	U/M DESCRIPTION
	000G11-08-088	EA SCREW, 8-18 X 1/2 PPH - ZN
	007108-01-000	FT HOSE-HEATER, 5/8" ID
	007281-01-000	EA HOSE-FLEXIBLE PVC, 2.5" ID X 50'
	007281-01-700	FT HOSE-FLEXIBLE PVC, 2.5" ID
	024990-01-000	EA OUTLET-DEFROSTER, WITH SWIVEL - 2" - TAN
	062401-04-000	EA CLAMP-HOSE, WORMGEAR .69" - 1.25"

A/C EVAPORATOR

KEY	PART NUMBER	U/M DESCRIPTION
	088227-02-000	EA EVAPORATOR-A/C, ARA 0508213
	103930-01-000	EA AIR CONDITIONING-HEATING SYSTEM, COMPLETE - UNDER DASH - SCS 090-0041
		FROM: 00-00-00 THRU: 07-21-91
		FROM: 07-22-91 THRU: 99-99-99
	088227-02-701	EA BRACKET-BOWDEN CABLE MOUNTING, ARA 0409417
	088227-02-702	EA DOOR ASM, F.A./RECYCLING - ARA 0321330
	088227-02-703	EA SUCTION HOSE #10, ARA 0986712
	088227-02-705	EA HOSE, LIQUID, ARA 0986713
	088227-01-700	EA DOOR ASSEMBLY, ARA 0320518
	088227-01-701	EA CRANK-MIX, ROUND DOOR - ARA 0318225
	088227-01-703	EA EVAPORATOR, CORE, ARA 0560571
	088227-01-704	EA VALVE, EXPANSION BLOCK, ARA 1297022
	088227-01-707	EA RESISTOR, FUSED A/C, ARA 0885515
	088227-01-708	EA MOTOR BLOWER, ARA 1120060
	088227-01-709	EA WHEEL REQUIRED BALANCING, ARA 0252084
	088227-01-711	EA CRANK, MIXING DOOR, ARA 0320480
	077052-01-700	EA COIL, EVAPORATOR, ARA 0560458
	072342-03-709	EA O-RING, #10 - ARA 0059607
	072342-03-707	EA O-RING, #8 - ARA 0059605
	072341-01-708	EA SERVO-VACUUM CONTROL, ARA 1120040
	075789-01-718	EA O-RING-AEROQUIP FITTING, ARA 0543513
	086782-02-705	EA PIN, RETAINER, ARA 1701767
	072341-01-707	EA THERMOSTAT, ARA 1247312
	091902-05-000	EA WIRE-COOLING FAN, ARA 0571123

CONTROL & PLENUM

KEY	PART NUMBER	U/M DESCRIPTION
	091903-03-000	EA CONTROL/PLENUM ASM-ARA 0506350
		FROM: 00-00-00 THRU: 07-21-91
	103930-02-000	EA CONTROL/PLENUM ASM-SCS 093-0031
		FROM: 07-22-91 THRU: 99-99-99

**1961 WINNEBAGO
TABLE OF CONTENTS**

INTRODUCTION	A-01 -	A-02
ABBREVIATIONS		A-03
ALPHABETICAL INDEX	A-04 -	A-08
WCN25HC	A-07 -	F-02
WCN34RQ	F-03 -	K-12

1991 WCN34RQ INDEX

FLOOR PLAN	F-03 -	F-04
ACCESSORIES	F-05 -	F-14
BATH	F-15 -	F-18
BEDROOM	F-19 -	F-22
CHASSIS	F-23 -	G-10
C C & PAD	G-11 -	G-22
DINETTE	G-23 -	G-24
DRIVERS	H-01 -	H-08
ELECTRICAL	H-09 -	H-16
EXTERIOR BODY	H-17 -	H-22
GALLEY	H-23 -	I-06
HEATING & A/C	I-07 -	I-10
INTERIOR FINISH	I-11 -	I-14
LABELS	I-15 -	I-22
LP		I-23
LOUNGE	I-24 -	J-01
SEALANTS & FASTENERS	J-02 -	J-04
WATER & SEWAGE	J-05 -	J-09
WINDOW, VENT AND EXTERIOR DOOR	J-10 -	K-12

HEATING & AIR CONDITIONING GROUP (CONTINUED)

SUBURBAN FURNACE & WALL THERMOSTAT

KEY	PART NUMBER	U/M DESCRIPTION
	083355-01-000	EA THERMOSTAT-WALL, FURNACE - SUBURBAN 0180902
	092300-03-000	EA FURNACE-SUBURBAN, 34,000 BTU - NT-34B FROM: 00-00-00 THRU: 02-10-91
	092300-01-705	EA ELECTRODE, SUBURBAN 230956
	069634-01-733	EA RELAY, TIME DELAY 20&30 BTU, SUBURBAN 231202
	075696-01-700	EA MOTOR ASM-SUBURBAN# 231208
	092300-01-720	EA WHEEL-ROOM AIR, SUBURBAN 350113
	092300-02-702	EA MICROSWITCH ASM, SUBURBAN# X230509
	092300-01-726	EA WHEEL-COMB AIR, SUBURBAN 350110
	075696-02-728	EA GASKET-CROSSOVER TUBE, SUBURBAN 070385
	092300-01-724	EA GASKET-MOTOR MOUNT, SUBURBAN 070364
	092300-01-727	EA GASKET-COMBUSTION AIR HOUSING, SUBURBAN 070386
	092300-01-711	EA VENT CAP ASSEMBLY, SUBURBAN X260179
	069634-01-729	EA VALVE-GAS, JOHNSON - SUBURBAN 160832
	092300-01-701	EA CABINET FRONT, SUBURBAN 101172
	092300-01-708	EA SWITCH LIMIT, SUBURBAN 231440
	069634-01-720	EA ORIFICE-MAIN BURNER, SUBURBAN# 0180222
	092300-01-704	EA GASKET-ELECTRODE, SUBURBAN 070163
	069634-01-706	EA MODULE BOARD, SUBURBAN# 231427
	092300-01-718	EA ELBOW 90°, SUBURBAN 170374
	069634-01-716	EA VALVE-MANUAL SHUTOFF, SUBURBAN 160740
	092300-01-717	EA WIRE ASSEMBLY (POWER SUPPLY) - SUBURBAN X231428
	092300-01-708	EA DOOR-BURNER ACCESS, SUBURBAN 030523
	069634-01-732	EA GASKET-BURNER ACCESS DOOR, SUBURBAN 070398
	075696-02-702	EA DISC-GLASS, SUBURBAN 310026
	092300-01-715	EA MANIFOLD ASSEMBLY, SUBURBAN 171034
	069634-01-712	EA GASKET-MANIFOLD, SUBURBAN 070408
	092300-01-712	EA BURNER ASM, SUBURBAN X010701
	092300-01-721	EA BLOWER HOUSING ASSEMBLY, SUBURBAN 390283
	075696-02-727	EA BRACKET-MOTOR MOUNT, SUBURBAN# 062138
	092300-03-702	EA HOUSING-COMB AIR ASM NT-34BW - SUBURBAN X390417
	092300-01-728	EA HOUSING-COMB AIR (OUTSIDE) - SUBURBAN 390424
	092300-02-700	EA COMBUSTION CHAMBER ASM, 30&34 BW - SUBURBAN X021015
	069634-01-720	EA ORIFICE-MAIN BURNER, SUBURBAN 180222
	092300-03-701	EA MOTOR ASSEMBLY (NT-34BW)
	092300-01-700	EA CABINET, SUBURBAN X101178
	092300-02-000	EA FURNACE-34,000 BTU, - SUBURBAN NT34BW FROM: 02-11-91 THRU: 99-99-99
	092300-01-705	EA ELECTRODE, SUBURBAN 230956
	069634-01-733	EA RELAY, TIME DELAY 20&30 BTU, SUBURBAN 231202
	075696-01-700	EA MOTOR ASM-SUBURBAN# 231208
	092300-01-720	EA WHEEL-ROOM AIR, SUBURBAN 350113
	092300-02-702	EA MICROSWITCH ASM, SUBURBAN# X230509
	092300-01-726	EA WHEEL-COMB AIR, SUBURBAN 350110
	075696-02-728	EA GASKET-CROSSOVER TUBE, SUBURBAN 070385
	092300-01-724	EA GASKET-MOTOR MOUNT, SUBURBAN 070364
	092300-01-727	EA GASKET-COMBUSTION AIR HOUSING, SUBURBAN 070386
	092300-01-711	EA VENT CAP ASSEMBLY, SUBURBAN X260179
	069634-01-729	EA VALVE-GAS, JOHNSON - SUBURBAN 160832
	092300-01-701	EA CABINET FRONT, SUBURBAN 101172
	092300-01-708	EA SWITCH LIMIT, SUBURBAN 231440
	069634-01-720	EA ORIFICE-MAIN BURNER, SUBURBAN# 0180222
	092300-01-704	EA GASKET-ELECTRODE, SUBURBAN 070163
	069634-01-706	EA MODULE BOARD, SUBURBAN# 231427
	092300-01-718	EA ELBOW 90°, SUBURBAN 170374
	069634-01-716	EA VALVE-MANUAL SHUTOFF, SUBURBAN 160740
	092300-01-717	EA WIRE ASSEMBLY (POWER SUPPLY) - SUBURBAN X231428
	092300-01-708	EA DOOR-BURNER ACCESS, SUBURBAN 030523
	069634-01-732	EA GASKET-BURNER ACCESS DOOR, SUBURBAN 070398
	075696-02-709	EA DISC-GLASS, SUBURBAN 310026
	092300-01-715	EA MANIFOLD ASSEMBLY, SUBURBAN 171034
	069634-01-712	EA GASKET-MANIFOLD, SUBURBAN 070408

HEATING & AIR CONDITIONING GROUP (CONTINUED)

ROOF A/C-13500 BTU

KEY	PART NUMBER	U/M DESCRIPTION
	008355-01-000	EA CONNECTOR-PLASTIC, 3/8" AVG
	C74983-01-000	EA LABEL-A/C SELECTOR
	093763-01-03A	EA A/C-ROOF, 13500 BTU - BEIGE - COLEMAN 6759D708/6759-808
	093763-03-700	EA SHROUD(BEIGE/CHARCOAL), COLEMAN# 6759-4581
	084077-03-000	EA COVER-BLANK, ROOF A/C - IVORY
	093306-01-701	EA DECAL PKG. LEFT&RIGHT, COLEMAN 6798B3591
	093763-01-702	EA OVERLOAD, COLEMAN# 6759-3931
	093763-01-712	EA FAN BLADE-CONDENSER, COLEMAN# 6733-3221
	076303-01-712	EA MOTOR, COLEMAN# 6707A3119
	093763-01-703	EA IMPELLOR-7" DIA X 2.8" WIDE, COLEMAN# 6759-3271
	091225-01-709	EA START RELAY, COLEMAN# 1497-4131
	091225-01-710	EA START CAPACITOR, COLEMAN# 1497-0881
	073742-02-704	EA RUN CAPACITOR (COMPRESSOR), COLEMAN 14994661
	093763-01-704	EA CAPACITOR-FAN, COLEMAN# 1499-3461
	042204-01-709	EA THERMOSTAT IN-64, OUT-58, COLEMAN# 6701-3401
	042205-01-702	EA THERMOSTAT IN-89, OUT-58, COLEMAN# 6703-3401
	093763-01-706	EA HEAT ELEMENT-COLEMAN# 6798-3321
	093763-01-708	EA CONDENSER COIL-COLEMAN# 1452-1251
	093763-01-714	EA COMPRESSOR-TECUMSEH, COLEMAN 6746-3599
	093763-01-707	EA EVAPORATOR COIL-COLEMAN# 1452-1351
	073742-01-701	EA SELECTOR SWITCH (5 TERMINAL), COLEMAN# 6759-3251
	073742-01-702	EA DECAL COOL ONLY, COLEMAN# 6759C3431
	073742-01-703	EA DECAL HEAT&COOL, COLEMAN# 6759-3491
	081606-01-709	EA LIMIT SWITCH (OPEN 160, CLOSE 110), COLEMAN# 6703-3041
	091225-01-713	EA KNOB (2 PER PACKAGE), COLEMAN# 6701-3351
	076303-01-707	EA FILTER-5" X 14 3/4" X 1/2", 12 PER PKG - COLEMAN 6703A3151
	093763-01-710	EA SINGLE PARTS PACKAGE, COLEMAN# 6759-5841
	091225-01-717	EA DECAL (THERMOSTAT) COOL ONLY, COLEMAN# 6799A3441
	093763-01-705	EA DECAL-HEAT/COOL THERMOSTAT, COLEMAN# 6799A3471
	093763-01-711	EA GASKET PACKAGE, COLEMAN 67593281

CEILING ASSEMBLY

KEY	PART NUMBER	U/M DESCRIPTION
	093764-01-000	EA CEILING ASM-A/C COOL ONLY, TSR - COLEMAN 6759D714
	073937-03-000	EA SWITCH-ROTARY SELECTOR, 3 DECK - A/C - CA20-USA892
	073937-01-700	EA KNOB-ROTARY SWITCH, A/C SELECTOR - 145749
	081606-01-712	EA CEILING SHROUD (IVORY), COLEMAN# 6769-5061
	102289-01-000	EA SPRING-SCREW, ROOF A/C GASKET - COLEMAN 6757-150

ROOF A/C-13500 BTU - TWO UNITS - EUROPEAN

KEY	PART NUMBER	U/M DESCRIPTION
	008355-01-000	EA CONNECTOR-PLASTIC, 3/8" AVG
	074983-01-000	EA LABEL-A/C SELECTOR
	092440-01-000	EA A/C-ROOF, 13500 BTU - 220V - 50HZ - COLEMAN# 6713C750
	092441-01-000	EA CEILING ASM-A/C, 220V - 50HZ - COLEMAN# 6712ET16 PIECE PARTS NOT AVAILABLE WHEN PROCESSED
	073937-03-000	EA SWITCH-ROTARY SELECTOR, 3 DECK - A/C - CA20-USA892
	073937-01-700	EA KNOB-ROTARY SWITCH-A/C SEL
	008311-01-000	EA CONNECTOR-WIRE NUT, INSULATED - RED
	009328-01-000	EA TERMINAL-RING, 12/10 WIRE - #10 STUD FIT
	000G67-10-12P	EA SCREW, 10-12 X .75 PPH - DARK BROWN
	009439-07-000	EA SCREW, 8-32 X 1 1/4 PPH - BLACK
	000G67-10-12B	EA SCREW, 10-12 X 3/4 PPH - ZN
	102289-01-000	EA SPRING-SCREW, ROOF A/C GASKET - COLEMAN 6757-150

**1991 WINNEBAGO
TABLE OF CONTENTS**

INTRODUCTION	A-01	A-02
ABBREVIATIONS		A-03
ALPHABETICAL INDEX	A-04	A-06
WCN25RC	A-07	F-02
WCN34RQ	F-03	K-12

1991 WCN34RQ INDEX

FLOOR PLAN	F-03	F-04
ACCESSORIES	F-05	F-14
BATH	F-15	F-18
BEDROOM	F-19	F-22
CHASSIS	F-23	G-10
C/C & PAD	G-11	G-22
DINETTE	G-23	G-24
DRIVERS	H-01	H-08
ELECTRICAL	H-09	H-16
EXTERIOR BODY	H-17	H-22
GALLEY	H-23	I-06
HEATING & A/C	I-07	I-10
INTERIOR FINISH	I-11	I-14
LABELS	I-15	I-22
LP		I-23
LOUNGE	I-24	J-01
SEALANTS & FASTENERS	J-02	J-04
WATER & SEWAGE	J-05	J-09
WINDOW, VENT AND EXTERIOR DOOR	J-10	K-12

INTERIOR FINISH GROUP
ASSIST HANDRAIL

KEY PART NUMBER	U/M DESCRIPTION
P02788-03-B10	EA HANDRAIL-W/O MOUNTING BRACKETS, 26" - WOOD
042438-08-000	EA DOWEL-WOOD, 1.5" X 26" - OAK
099082-01-01A	EA BRACKET-MOUNTING, HANDRAIL - BRASS

ASSIST HANDLE

KEY PART NUMBER	U/M DESCRIPTION
069178-02-000	EA BRACKET-MOUNTING, ASSIST HANDLE
000C16-07-16B	EA BOLT-CARRIAGE, ASSIST HANDLE - 7/16" - 14 X 1" ZN
000D20-07-00B	EA NUT-ACORN, ASSIST HANDLE - 7/16" X 14 ZN
053552-02-AAB	EA HANDLE-ASSIST, INTERIOR - ENTRY DOOR - VINYL
046867-01-000	EA GRUMMET-BRASS, 7/16" ID X 10 D

WALL CLOCK

KEY PART NUMBER	U/M DESCRIPTION
100793-01-01A	EA CLOCK-WALL, OVAL -GOLDEN/RE, 545121 A
101333-01-000	EA BACKPLATE-CLOCK, IN WALL SHIELD FOR CLOCK

MIRRORS

KEY PART NUMBER	U/M DESCRIPTION
093448-03-Y15	EA MIRROR-WOOD FRAMED
058331-31-000	EA MIRROR-GLASS, SAFETY 8.5" X 44.5"
058331-08-000	EA MIRROR-GLASS, SAFETY-24" X 30"
058331-10-000	EA MIRROR-GLASS, SAFETY-14.00" X 17.00"
058331-18-000	EA MIRROR-GLASS, SAFETY-11.25" X 22.4"

PANELING AND LAMINATES

KEY PART NUMBER	U/M DESCRIPTION
074497-10-000	SF PANELING-WOODGRAIN, 4' X 8' - INCREMENTS OF 32 SF - CABINET
076773-03-000	SF PANELING-TWO SIDED, 4' X 8' - LIGHT OAK - INCREMENTS OF 32 SF
088272-38-000	SF PANELING-SHOWER, 4' X 7' - BONE - INC. OF 28 SF
088272-72-000	SF PANELING-MAIN, WET BATH - 4' X 7' - INCREMENTS OF 28 SF
088272-77-000	SF PANELING-DECORATIVE, W/BLOSSOMS - DRY BATH - 4' X 7' - INC OF 28 SF
088272-78-000	SF PANELING-DECORATIVE, PLAIN - 4' X 7' - INC OF 28 SF - MAIN WALL
074498-36-000	SF LAMINATE-PLASTIC, 5' X 8' - INCREMENTS OF 40 SF
074498-24-000	SF LAMINATE-PLASTIC, 5' X 8' - INCREMENTS OF 40 SF
093743-01-02A	SF PLASTIC-ABS, 11.5" WIDE - OFF WHITE
000885-36-000	SF PARTICLE BOARD-2 SIDES VINYL COVERED, 3/4" X 5' X 8' - WOODGRAIN
000885-35-000	SF PARTICLE BOARD-1 SIDE VINYL COVERED, 3/4" X 5' X 8' - WOODGRAIN
000885-46-000	SF PARTICLE BOARD-1 SIDE VINYL COVERED - WOODGRAIN - 3/8" X 48" X 96"
000885-34-000	SF PARTICLE BOARD-1 SIDE VINYL COVERED - WOODGRAIN - 3/8" X 48" X 96"
089297-01-000	SF PLYWOOD-LUAN, OVERLAY GRADE - 4' X 8' - INC. OF 32 SF

BATT STRIPS

KEY PART NUMBER	U/M DESCRIPTION
085284-03-000	FT BATT STRIP-WOODGRAIN PANELING, ADHESIVE BACK - REGAL OAK
085284-03-700	FT BATT STRIP-ADHESIVE BACKED, 3" WIDE - WOODGRAIN
069733-70-000	FT BATT STRIP-WOODGRAIN, 8' EA - REGAL OAK
088263-56-000	EA BATT STRIP-BATH, W/BLOSSOMS 8' EA
085284-43-000	FT BATT STRIP-W/BLOSSOMS, ADHESIVE BACKED
088263-57-000	EA BATT STRIP-DECORATIVE, PLAIN - 8' EA
088263-54-000	EA BATT STRIP-DECORATIVE, PLAIN - 8' EA
088263-50-000	EA BATT STRIP-SHOWER, 8' EA - OFF WHITE
088263-78-000	EA BATT STRIP-TRAVERTINE, 8' EA - ANTIQUE WHITE
085284-44-000	FT BATT STRIP-DECORATIVE, PLAIN - ADHESIVE BACK
086229-04-000	EA BATTEN-CEILING, 1" - IVORY - 8' LONG
086229-01-000	EA RETAINER-BATTEN, CEILING - .75" WIDE - 7.6' EA

INTERIOR FINISH GROUP (CONTINUED)
CABINET AND WALL MOLDINGS AND TRIMS

KEY PART NUMBER	U/M DESCRIPTION
099571-01-01A	EA TRIM-ROOF COVE, INTERIOR - 2.9" X 12" - OFF WHITE - PLASTIC
102239-01-01A	EA COVER-SPLICE, COVE TRIM - 1.5" X 3" - PLASTIC - OFF WHITE
009787-12-000	FT MOLDING-SIDEWALL TO CEILING/CABINET - WELTING - OFF WHITE
077840-14-W24	EA MOLDING-CAP, WALL - WOOD - WALIP - 1.4" X 80"
009808-24-000	EA MOLDING-PLASTIC CORNER, OUTSIDE - 1" - PECAN
009812-25-000	EA MOLDING-PLASTIC CORNER, OUTSIDE - 1" - PECAN
022992-11-000	FT MOLDING-REVERSE COVE, T-SHAPED - VINYL - IVORY
077840-01-W30	EA MOLDING-WALL CAP, 8' LONG - L-SHAPED WOOD
042357-17-000	EA MOLDING-CORNER, RADIUS - 1.5" X 7' EA - PLASTIC - PECAN
081294-02-000	EA MOLDING-SHELF, KNOTCHED WOOD - 8" INC
078325-28-000	FT MOLDING-EDGE BAND, 1 5/16"
092707-01-01A	FT MOLDING-WOOD, TABLE LEG - 27" - REGAL OAK
062331-H1-830	EA MOLDING-7" X 3 5/8" X 72", VINYL WRAPPED
075325-34-000	FT MOLDING-EDGE BAND, 1 5/16" WIDE
075325-16-000	FT MOLDING-EDGE BAND, 1 5/16" WIDE - WOODGRAIN - REGAL OAK
083820-07-000	FT T-MOLDING, END CAP EDGE - 3/4" - PECAN
080176-03-000	EA CAP-TOP, RADIUS CORNER MOLDING - PLASTIC - PECAN
081521-02-007	EA MOUNT-METAL MOLDING, FOR RADIUS CORNER MOLDING - 12.5'
M03450-03-000	EA TRIM-OAK, MIRROR
092330-03-000	EA LUMBER-VINYL WRAPPED, 2" X 96" - WOODGRAIN
075592-01-01S	EA LUMBER-7" X 1.4" X 70.8", W/7 DEGREE BEVEL ON 1 FACE

FLOOR COVERINGS & COMPONENTS

KEY PART NUMBER	U/M DESCRIPTION
096060-14-000	SY CARPET, 12' WIDE ROLLS - INC. OF 4 SY (B07/B22)
096060-15-000	SY CARPET, 12' WIDE ROLLS - INC. OF 4 SY (B08) FROM: 00-00-00 THRU: 02-10-91
096060-26-000	SY CARPET, 12' WIDE ROLLS - INC. OF 4 SY (B08) FROM: 02-11-91 THRU: 99-99-99
096060-18-000	SY CARPET, 12' WIDE ROLLS - INC. OF 4 SY (B08)
075233-01-000	SY PAD-CARPET, 3/8" X 6"
076314-02-000	FT TAPE-CARPET SEAM, HEAT-BOND
093486-01-000	SY CARPET-COMPARTMENT, 54" WIDE - DARK GRAY
076314-02-000	FT TAPE-CARPET SEAM, HEAT-BOND
047034-02-000	SF PLASTIC-CARPET, 4' WIDE - CLEAR POLY
075233-01-000	SY PAD-CARPET, 3/8" X 6"
085746-01-000	SY TRIM-J, CARPET - BEIGE

FLOOR MATS

KEY PART NUMBER	U/M DESCRIPTION
081075-01-000	EA MAT-FLOOR, ENTRANCE
081201-01-000	EA MAT-FLOOR, FRONT - DRIVER
081202-01-000	EA MAT-FLOOR, FRONT - PASSENGER

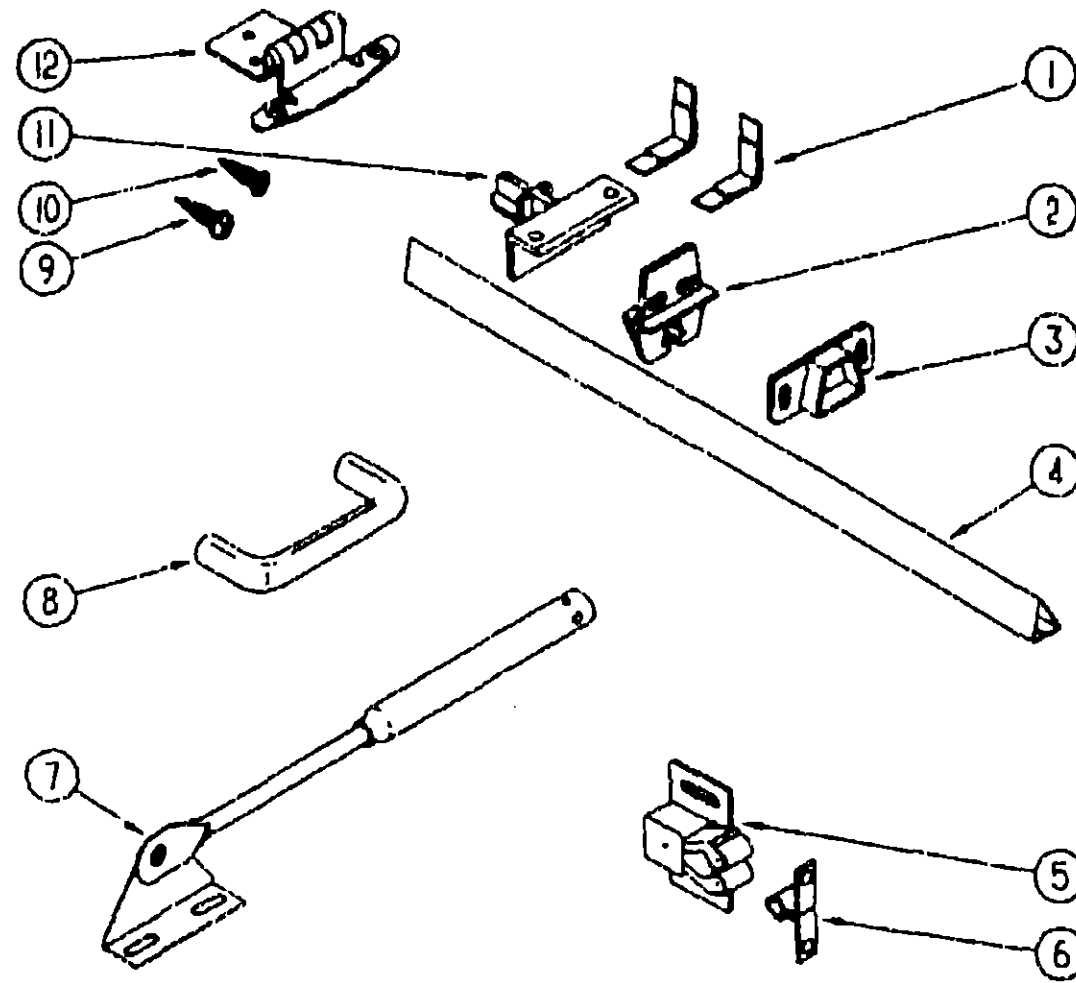
1991 WINNEBAGO
TABLE OF CONTENTS

INTRODUCTION	A-01 - A-02
ABBREVIATIONS	A-03
ALPHABETICAL INDEX	A-04 - A-08
WCN25RC	A-07 - F-02
WCN34RQ	F-03 - K-12

1991 WCN34RQ INDEX

FLOOR PLAN	F-03 - F-04
ACCESSORIES	F-05 - F-14
BATH	F-15 - F-18
BEDROOM	F-19 - F-22
CHASSIS	F-23 - G-10
C C & PAD	G-11 - G-22
DINETTE	G-23 - G-24
DRIVERS	H-01 - H-08
ELECTRICAL	H-09 - H-16
EXTERIOR BODY	H-17 - H-22
GALLEY	H-23 - I-06
HEATING & A/C	I-07 - I-10
INTERIOR FINISH	I-11 - I-14
LABELS	I-15 - I-22
LP	I-23
LOUNGE	I-24 - J-01
SEALANTS & FASTENERS	J-02 - J-04
WATER & SEWAGE	J-05 - J-09
WINDOW, VENT AND EXTERIOR DOOR	J-10 - K-12

INTERIOR FINISH GROUP (CONTINUED)



CABINET HARDWARE

KEY PART NUMBER	U/M DESCRIPTION
1 037688-02-000	EA L-CORNER GUIDE (DRAWERS)
2 037688-03-000	EA GLIDE-CENTER, DRAWER
3 037688-05-000	EA BRACKET-RAIL MOUNTING, REAR
4 037688-01-000	FT RAIL-V GUIDE, DRAWER - INC OF 10"
5 093586-03-000	EA CATCH-SPRING, ROLLER
6 093586-04-000	EA STRIKE-SPRING STEEL
7 074493-02-000	EA SUPPORT-OVERHEAD DOOR, SPRUNG
8 096645-01-000	EA PULL-CABINET, BRASS
9 000G13-05-10G	EA SCREW-6-20 X 5/8 PPH, ANTIQUE BRASS
10 000G11-08-12B	EA SCREW-8 - 10 X 3/4 PPH - ZINC
11 037688-04-000	EA BRACKET-RAIL MOUNTING, FRONT
12 059777-02-000	EA HINGE-CABINET DOOR, BURNISHED BRASS

THESE PARTS REPLACED KEY NUMBERS 1 THRU 4 ON 01-07-91

102827-02-000	EA BRACKET-ROLLER, DRAWER - REAR
102827-03-000	EA ROLLER-DRAWER, 1 PAIR - NYLON
102827-04-000	EA BRACKET-MOUNTING, DRAWER - REAR
102827-05-000	EA TRACK-DRAWER, 22.6" LONG

DRAWER SLIDES

KEY PART NUMBER	U/M DESCRIPTION
064466-02-000	EA SLIDE-DRAWER FRONT
034466-03-000	EA SLIDE-DRAWER, REAR
034466-04-000	EA SLIDE-CABINET, FRONT
064466-05-000	EA SLIDE-CASINET, REAR
064466-06-000	EA SLIDE-COMLETE, 12"

INTERIOR FINISH GROUP (CONTINUED)

CABINET HARDWARE

KEY PART NUMBER	U/M DESCRIPTION
054856-01-000	EA RAIL-CORNER, BED - METAL - BEIGE
072369-19-000	EA MESH-EXPANDED, 15.5" X 8.5" - BRONZE
098079-01-000	EA CLIP-ADJUSTABLE SHELF
098980-02-000	EA PILASTER-ADJUSTABLE SHELF, 12" LONG
023320-01-000	EA PAD-FELT, 3/8" DIAMETER - BROWN
101447-01-000	EA CLIP-U TYPE, TINNEMAN
018604-05-000	EA BRACE-CABINET, ANGLED METAL - 2.5" - OFF WHITE
063204-02-000	EA BUTTON-MIRROR RETAINING
018604-03-000	EA BRACE-CABINET ANGLE, 2.5" - BEIGE
042356-01-000	EA PLUG-BUTTON-MAHOGANY 3/8 DIA
074045-01-000	EA PLUG-OAK, 1/2" DIAMETER
101272-01-000	EA CATCH-OVERHEAD GLASS DOOR
100711-01-01A	EA HINGE-DOOR, GLASS
100710-01-01A	EA LOCK-GLASS DOOR, TWIST TYPE - BRASS
101766-01-000	EA PIN-SUPPORT, GLASS DOOR
100707-01-000	EA SPACER-DOOR, GLASS - 8" DIA - 3" HOLE - PLASTIC
065740-01-000	EA BRACE-CABINET CORNER, PLASTIC
063125-03-000	EA BRACE-COUCH, TAN
100622-01-01A	EA BRACKET-CABINET, TV - 9" X 1.5" - METAL - OFF WHITE
074493-02-000	EA SUPPORT-OVERHEAD DOOR, SPRUNG
081295-01-U01	EA SUPPORT-BASE, DINETTE - 1.5" X 26" - WOOD
061295-01-AA8	EA SUPPORT-BED, DINETTE
085774-01-000	FT FASTENER-DUAL HOOK, 1" WIDE - ADHESIVE BACK - BLACK
085774-02-000	FT FASTENER-DUAL LOOP, 1" WIDE - ADHESIVE BACK - BLACK
075943-02-000	EA BRACE-ANGLE, W/HOLES - 1" X 1.5" X 14" - ALUMINUM - BEIGE
068716-01-001	EA BRACE-90 DEGREE ANGLE, 1/2" - EXTRUDED ALUMINUM
029094-04-000	YD VELCRO TAPE-LOOP, 1" WIDE - BLACK
029096-03-000	YD VELCRO TAPE-HOOK, 1" WIDE - BLACK
009018-01-000	EA CATCH-SCREEN DOOR ROLLER
079921-01-000	EA ROLLER-NYLON, W/STEEL SHAFT - BARBED
080736-01-000	EA PULL-RECESSED, 1.25" X 4" - OAK
091261-01-000	FT BACKING-NON SK'D, 1" WIDE (100' ROLL)
084356-03-000	EA INSERT-TV STAND TAN
084412-01-000	EA SUPPORT-HINGED
084451-01-000	EA CATCH-TV SHELF, BRASS
084625-02-000	EA HINGE-ALUMINUM, W/HOLES - 17.2" - TAN
384413-01-000	EA HINGE-CONTINUOUS, ALUMINUM - 1" X 72" - W/HOLES
093276-01-000	EA BRACE-PROP ROD, GAS
089024-01-000	EA SUPPORT-SPRING, TO FLOOR
089025-01-000	EA SUPPORT-SPRING, TO BED
088199-02-Y12	EA HINGE-BED, TOP LIFT - METAL - BEIGE
077252-01-000	EA PIN-HINGE
086235-02-000	EA BEARING-SNAPIN, 3/16" ID X 3/16"
057460-02-000	EA STUD-BALL, GAS SPRING - 10MM - 5/16" - 18
057460-03-000	EA CLIP-SAFETY, WIREFORM TYPE - GAS SPRING
057460-04-000	EA SPRING-GAS

**1991 WINNEBAGO
TABLE OF CONTENTS**

INTRODUCTION	A-01 - A-02
ABBREVIATIONS	A-03
ALPHABETICAL INDEX	A-04 - A-06
WCN25RC	A-07 - F-02
WCN34RQ	F-03 - K-12

1991 WCN34RQ INDEX

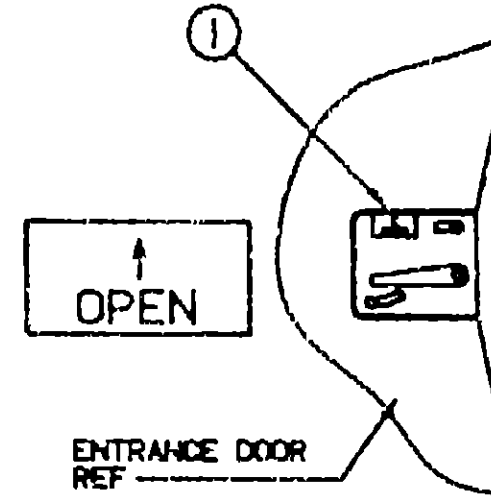
FLOOR PLAN	F-03 - F-04
ACCESSORIES	F-05 - F-14
BATH	F-15 - F-19
BEDROOM	F-19 - F-22
CHASSIS	F-23 - G-10
C/C & PAD	G-11 - G-22
DINETTE	G-23 - G-24
DRIVERS	H-01 - H-08
ELECTRICAL	H-09 - H-16
EXTERIOR BODY	H-17 - H-22
GALLEY	H-23 - I-06
HEATING & A/C	I-07 - I-10
INTERIOR FINISH	I-11 - I-14
LABELS	I-15 - I-22
LP	I-23
LOUNGE	I-24 - J-01
SEALANTS & FASTENERS	J-02 - J-04
WATER & SEWAGE	J-05 - J-09
WINDOW, VENT AND EXTERIOR DOOR	J-10 - K-12

LABELS GROUP

MISCELLANEOUS LABELS

KEY PART NUMBER	U/M DESCRIPTION
093236-03-000	EA LABEL-CIRCUIT BREAKER, MAIN
093236-04-000	EA LABEL-CIRCUIT BREAKER
093237-02-000	EA LABEL-CIRCUIT BREAKER, FRONT, POWER SEAT
093237-04-000	EA LABEL-CIRCUIT BREAKER, FRONT - AIR BAG COMP
092547-04-000	EA LABEL-CIRCUIT BREAKER
091243-01-000	EA LABEL-A/C COVER - CANADIAN EXPORT
096506-01-000	EA LABEL-"COMPARTMENT NOT SEALED"
068383-01-000	EA LABEL-DIESEL FUEL
087236-02-000	EA LABEL-TV, OUTLET
006031-01-000	EA LABEL-POTABLE WATER ONLY
079966-01-000	EA LABEL-WARNING, STOWED, MOTION
090342-01-000	EA LABEL-VAPOR RELIEF
094675-01-000	EA LABEL-EXTERIOR LIGHT, SERVICE
050225-01-000	EA LABEL-WARNING, STOVE VENT - US
006064-01-000	EA LABEL-SEAT W/O SEATBELT "NOT INTENDED FOR USE WHILE COACH IN MOTION"
006064-02-000	EA LABEL-SEAT-W/O SEAT BELT - CANADA

LABELS GROUP (CONTINUED)



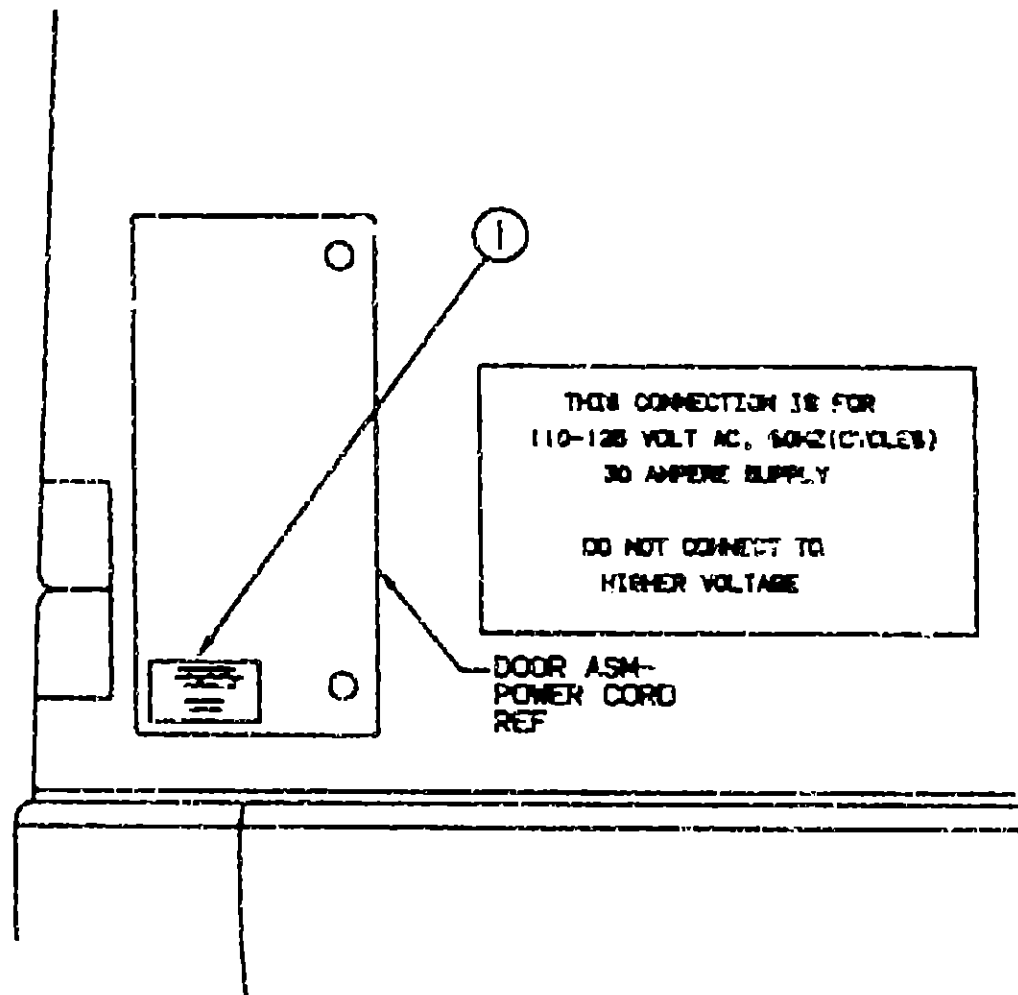
KEY PART NUMBER	U/M DESCRIPTION
1 040944-01-000	EA LABEL-ENTRANCE DOOR, "OPEN"

1991 WINNEBAGO TABLE OF CONTENTS


INTRODUCTION	A-01 - A-02
ABBREVIATIONS	A-03
ALPHABETICAL INDEX	A-04 - A-08
WCN25RC	A-07 - F-02
WCN34RQ	F-03 - K-12

1991 WCN34RQ INDEX

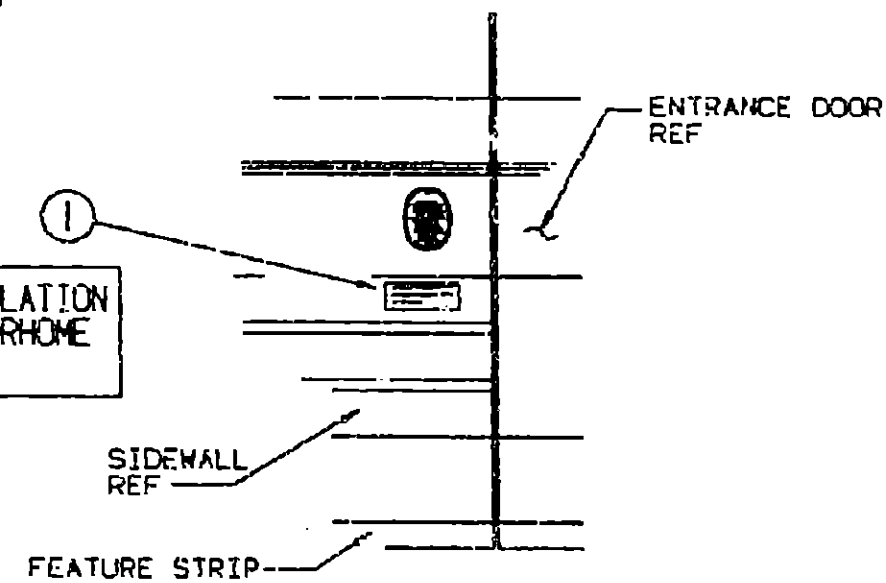
FLOOR PLAN	F-03 - F-04
ACCESSORIES	F-05 - F-14
BATH	F-15 - F-18
BEDROOM	F-19 - F-22
CHASSIS	F-23 - G-10
C C & PAD	G-11 - G-22
DINETTE	G-23 - G-24
DRIVERS	H-01 - H-08
ELECTRICAL	H-09 - H-16
EXTERIOR BODY	H-17 - H-22
GALLEY	H-23 - I-06
HEATING & A/C	I-07 - I-10
INTERIOR FINISH	I-11 - I-14
LABELS	I-15 - I-22
LP	I-23
LOUNGE	I-24 - J-01
SEALANTS & FASTENERS	J-02 - J-04
WATER & SEWAGE	J-05 - J-09
WINDOW, VENT AND EXTERIOR DOOR	J-10 - K-12



KEY PART NUMBER	U/M DESCRIPTION
1 006062-01-000	EA TAG-ELECTRIC, 110V CONNECTION




FOR AWNING INSTALLATION
CONTACT YOUR MOTORHOME
DEALERSHIP



KEY PART NUMBER	U/M DESCRIPTION
1 099509-01-000	EA LABEL-AWNING INSTALLATION

LABELS GROUP (CONTINUED)

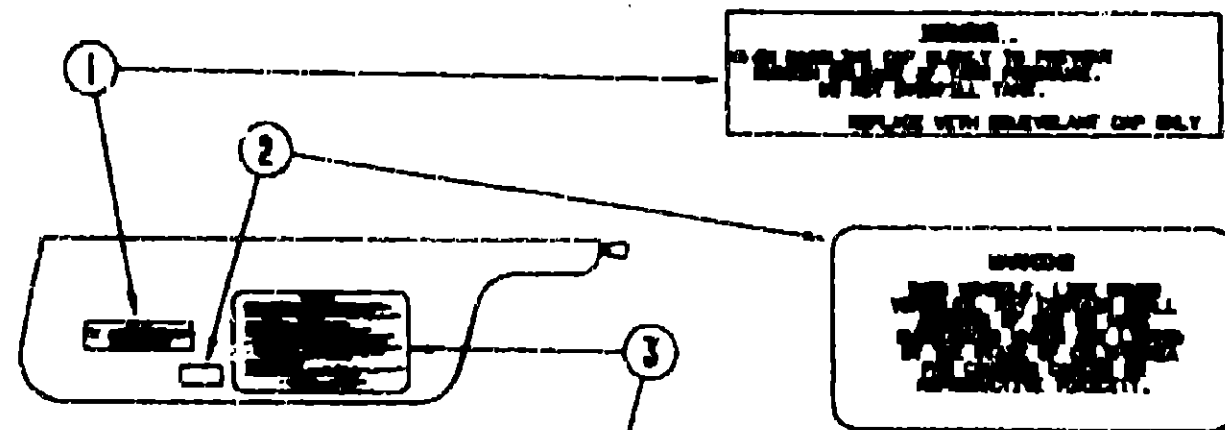


IF YOU SMELL GAS

1. STOP THE VEHICLE AND OPEN FRESH AIR INTAKE AND ALL WINDOWS IMMEDIATELY.
2. SHUT OFF THE GAS SUPPLY AT THE TANK VALVE OR GAS SUPPLY CONNECTION.
3. OPEN DOORS AND OTHER VENTILATING DEVICES.
4. DO NOT TOUCH ELECTRICAL SWITCHES.
5. LEAVE THE AREA UNTIL GAS CLEAR.
6. HAVE THE GAS SYSTEM CHECKED AND LEAKAGE REPAIRED BEFORE USING AGAIN.

KEY PART NUMBER	U/M DESCRIPTION
1 073998-01-000	EA LABEL-LPG ODOR WARNING

LABELS GROUP (CONTINUED)



CAUTION

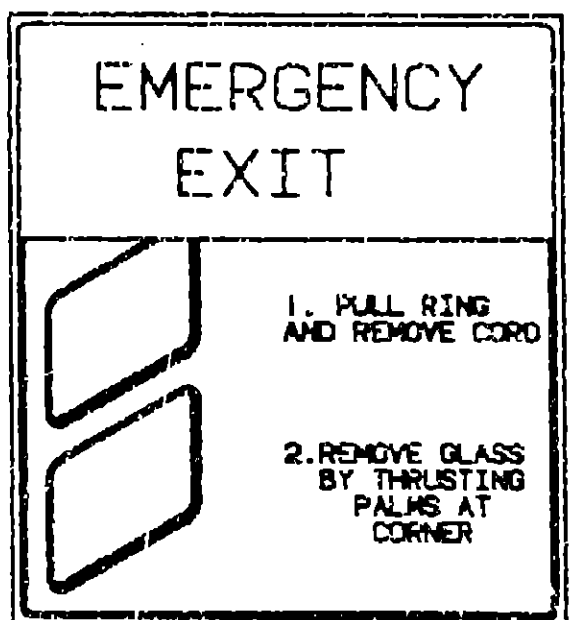
THIS MOTOR HOME HAS BEEN DESIGNED, MANUFACTURED AND TESTED WITH CARE FOR THE PROTECTION OF IT'S OCCUPANTS. BE SURE YOU FOLLOW THE FOLLOWING PRECAUTIONS FOR YOUR SAFETY AND THE SAFETY OF YOUR PASSENGERS BEFORE STARTING YOUR VEHICLE.

1. LP GAS SYSTEM- TURN OFF AT TANK FOR TRAVELING. TEST FOR LEAKS UPON ARRIVAL AT DESTINATION. BEFORE LIGHTING PILOTS.
2. WHEELS- INSPECT FOR DAMAGE AND CHECK LIA HUBS FOR TIGHTNESS.
3. TIRES- INSPECT FOR LOW AIR PRESSURE AND CHECK FOR RECOMMENDED AIR PRESSURE.
4. LIGHTING- TEST FOR PROPER OPERATION OF ALL INTERIOR AND EXTERIOR LIGHTS INCLUDING BATH LIGHTS, HEADLIGHTS, TAIL LIGHTS, BRAKE LIGHTS, CLEARANCE LIGHTS AND TURN SIGNALS.
5. EXITS- INSPECT FOR PROPER OPERATION OF EMERGENCY EXIT MECHANISM. TEST BOTH LIGHTS ON MAIN ENTRANCE DOOR FOR SAFE OPERATION AND INSTRUCT PASSENGERS HOW TO USE BOTH ENDS OF EXIT.
6. SEAT BELTS- INSTRUCT PASSENGERS TO OCCUPATED SEATS AND REQUIRE USE OF SEAT BELTS.
7. APPLIANCES- TURN OFF AND LATCH OR LOCK COOKING APPLIANCES.
8. LOOSE PACKS- STORE SECURELY.
9. UTILITY SUPPLY LINES- RECONNECT ALL ELECTRICAL, SEWER AND WATER LINES AND SECURE PROPERLY.
10. ENTRANCE DOOR STEP- PLACE IN RETRACTED POSITION FOR TRAVELING.

READ YOUR MOTOR HOME AND OWNER'S MANUAL'S MANUAL FOR FURTHER PRECAUTIONS

1991 WINNEBAGO TABLE OF CONTENTS

INTRODUCTION	A-01 - A-02
ABBREVIATIONS	A-03
ALPHABETICAL INDEX	A-04 - A-06
WCN25RC	A-07 - F-02
WCN34RQ	F-03 - K-12

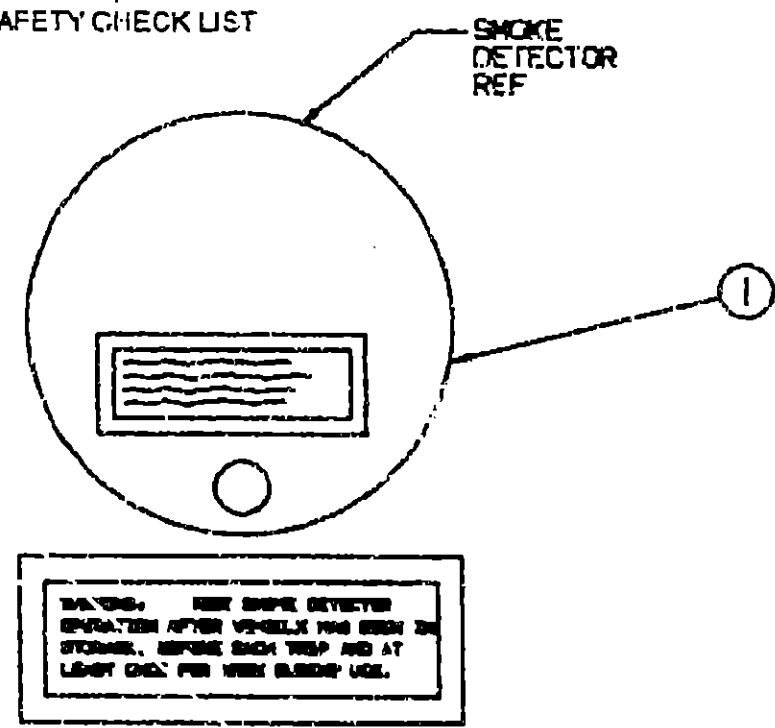


EMERGENCY EXIT
PULL RING
REMOVE CORD
PUSH OUT WINDOW

KEY PART NUMBER	U/M DESCRIPTION
1 087207-05-000	EA LABEL-FUEL CAP REMOVAL
2 099689-01-000	EA LABEL-WARNING, CANCER/TOXICITY
3 056259-01-000	EA LABEL-SAFETY CHECK LIST

1991 WCN34RQ INDEX

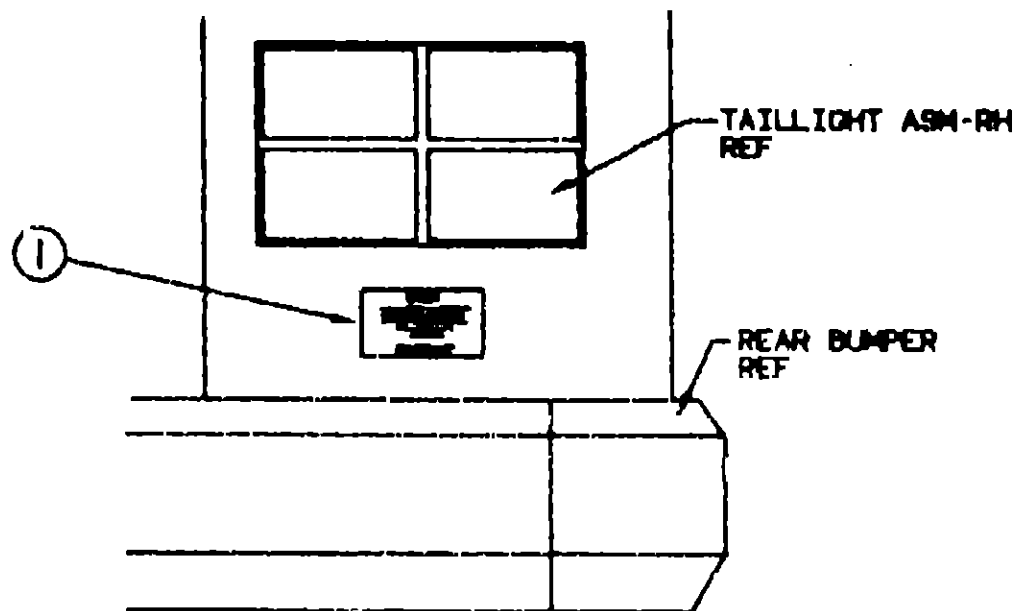
FLOOR PLAN	F-03 - F-04
ACCESSORIES	F-05 - F-14
BATH	F-15 - F-18
BEDROOM	F-19 - F-22
CHASSIS	F-23 - G-10
C C & PAD	G-11 - G-22
DINETTE	G-23 - G-24
DRIVERS	H-01 - H-08
ELECTRICAL	H-09 - H-16
EXTERIOR BODY	H-17 - H-22
GALLEY	H-23 - I-06
HEATING & A/C	I-07 - I-10
INTERIOR FINISH	I-11 - I-14
LABELS	I-15 - I-22
LP	I-23
LOUNGE	I-24 - J-01
SEALANTS & FASTENERS	J-02 - J-04
WATER & SEWAGE	J-05 - J-09
WINDOW VENT AND EXTERIOR DOOR	J-10 - K-12



KEY PART NUMBER	U/M DESCRIPTION
1 077356-01-000	EA LABEL-WARNING, SMOKE DETECTOR

KEY PART NUMBER	U/M DESCRIPTION
1 039290 01 000	EA LABEL-WARNING-EXIT
2 047731-01-000	EA LABEL-EMERGENCY EXIT - ESCAPE WINDOW
3 006199-01-000	EA LABEL-EXIT-ESCAPE WINDOW

LABELS GROUP (CONTINUED)



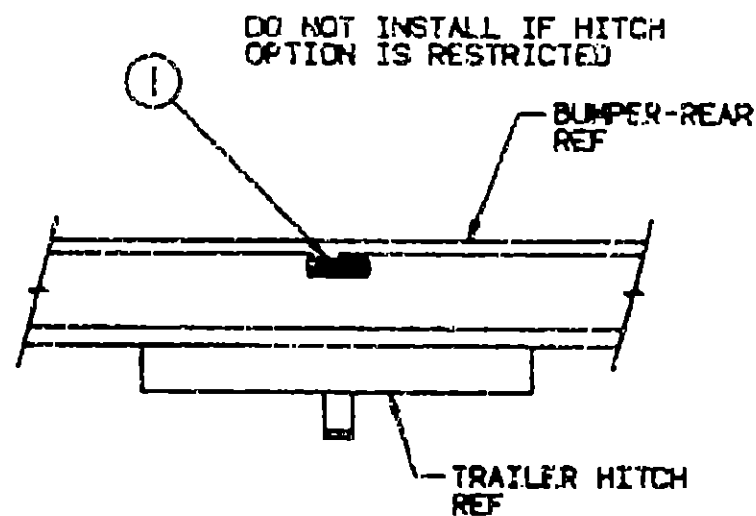
WARNING

DO NOT EXCEED THE VEHICLE WEIGHT RATINGS OR LOADING RECOMMENDATIONS (E.G., GROSS VEHICLE, GROSS AXLE, GROSS COMBINED) OF THE CHASSIS MANUFACTURER OR WINNEBAGO INC.

REFER TO YOUR OWNERS MANUAL, BEFORE LOADING OR TOWING.

KEY PART NUMBER
1 075220-01-000

U/M DESCRIPTION
EA LABEL-WARNING, EXTERIOR LOAD



TOWING CAPACITY

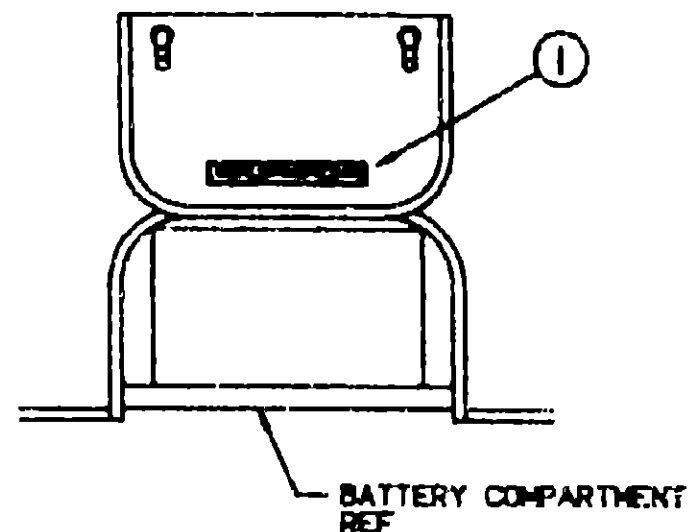
TOWED VEHICLE 3500 LB. GROSS MAXIMUM
HITCH BALL 200 LB. MAXIMUM

KEY PART NUMBER
1 075221-03-000

U/M DESCRIPTION
EA LABEL-TRAILER HITCH

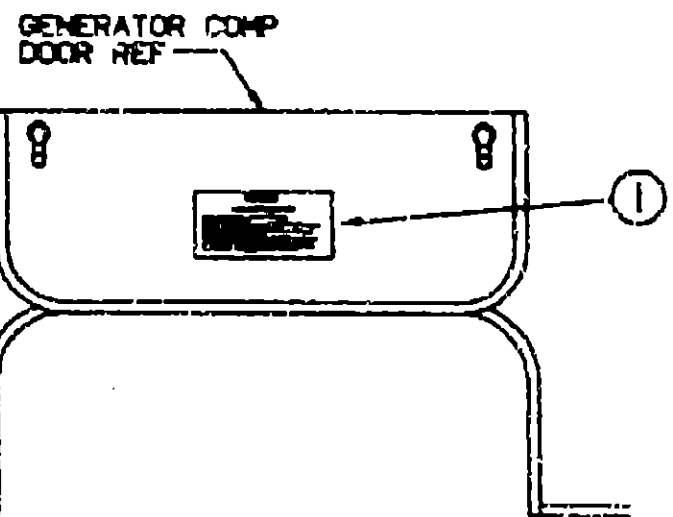
LABELS GROUP (CONTINUED)

WARNING DISCONNECT BATTERIES BEFORE CONNECTING EXTERNAL CHARGING EQUIPMENT.



KEY PART NUMBER
1 065748-01-000

U/M DESCRIPTION
EA LABEL-CAUTION, BATTERY CHARGING



WARNING

WHEN ADDING A GENERATOR SET:

HIGH VOLTAGE-LIKE EXTREME CAUTION WITH WORKING ON ELECTRICAL COMPONENTS.
HAVE ALL ELECTRICAL INSTALLATION PERFORMED BY A QUALIFIED LICENSED ELECTRICIAN-FOLLOW ALL STATE AND LOCAL CODES.
ONLY INSTALL GENERATOR SET APPROVED FOR R.V. APPLICATION. HAVE INSTALLER BY QUALIFIED TECHNICIAN.
TO AVOID HEAT BUILD-UP AND TO ENSURE AN ADEQUATE AIR SUPPLY TO THE GENERATOR COMPARTMENT, FOLLOW INSTALLATION INSTRUCTIONS.
GENERATOR EXHAUST EXHAUST GASES ARE TOXIC AND MUST NOT INGESTATE UNDER THE VEHICLE-COACHING EXHAUST AWAY FROM VEHICLE.

KEY PART NUMBER
1 077510-01-000

U/M DESCRIPTION
EA LABEL-GENERATOR PREP

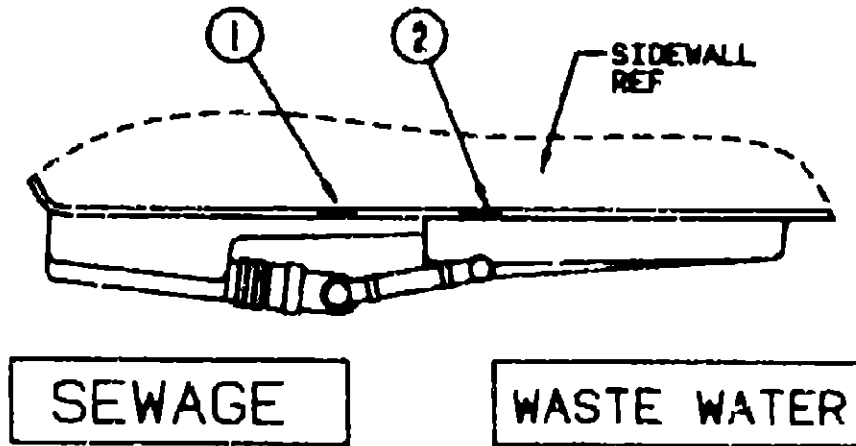
**1991 WINNEBAGO
TABLE OF CONTENTS**

INTRODUCTION	A-01 - A-02
ABBREVIATIONS	A-03
ALPHABETICAL INDEX	A-04 - A-08
WCN25RC	A-07 - F-02
WCN34RQ	F-03 - K-12

1991 WCN34RQ INDEX

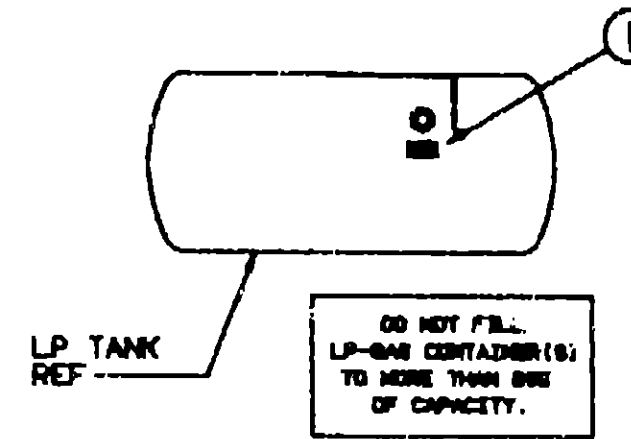
FLOOR PLAN	F-03 - F-04
ACCESSORIES	F-05 - F-14
BATH	F-15 - F-16
BEDROOM	F-19 - F-22
CHASSIS	F-23 - G-10
C C & PAD	G-11 - G-22
DINETTE	G-23 - G-24
DRIVERS	H-01 - H-08
ELECTRICAL	H-09 - H-16
EXTERIOR BODY	H-17 - H-22
GALLEY	H-23 - I-06
HEATING & A/C	I-07 - I-10
INTERIOR FINISH	I-11 - I-14
LABELS	I-15 - I-22
LP	I-23
LOUNGE	I-24 - J-01
SEALANTS & FASTENERS	J-02 - J-04
WATER & SEWAGE	J-05 - J-09
WINDOW, VENT AND EXTERIOR DOOR	J-10 - K-12

LABELS GROUP (CONTINUED)



KEY PART NUMBER	U/M DESCRIPTION
1 006187-01-000	EA LABEL-SEWAGE
2 006188-01-000	EA LABEL-WASTE WATER

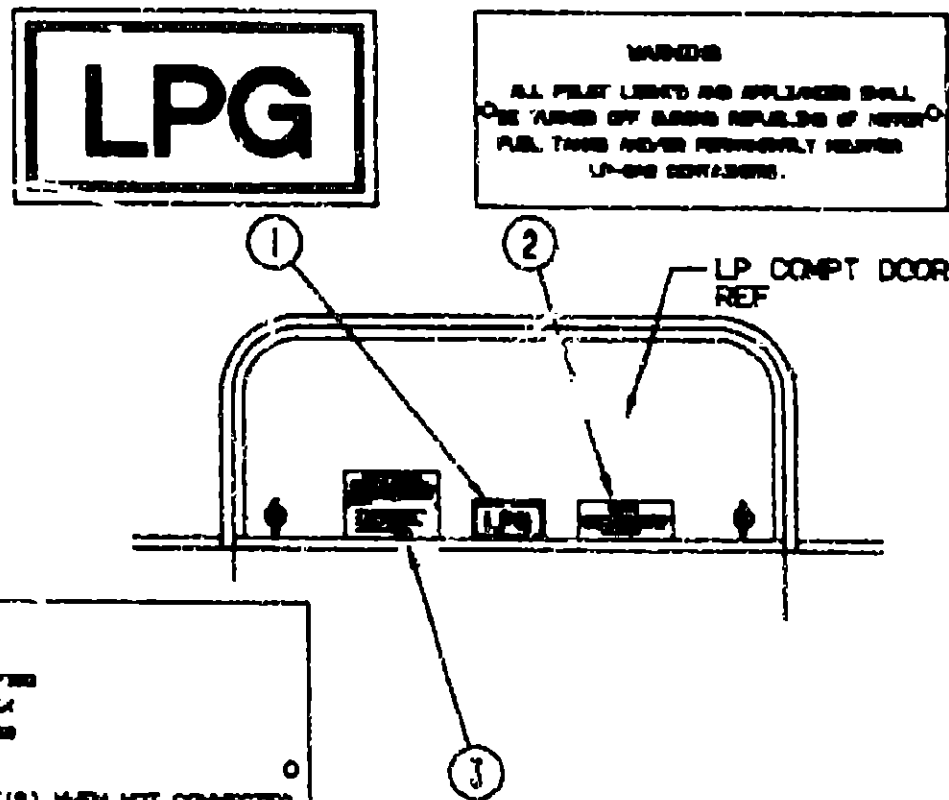
LABELS GROUP (CONTINUED)



KEY PART NUMBER	U/M DESCRIPTION
1 079965-01-000	EA LABEL-LPG 80% CAPACITY

**1991 WINNEBAGO
TABLE OF CONTENTS**

INTRODUCTION	A-01 - A-02
ABBREVIATIONS	A-03
ALPHABETICAL INDEX	A-04 - A-06
WCN25RC	A-07 - F-02
WCN34RQ	F-03 - K-12



LP-GAS SYSTEM
THIS GAS SYSTEM SHOULD BE
INSTALLED PER USE OF LIQUEFIED
PETROLEUM GAS ONLY. DO NOT
CONNECT NEARBY GAS TO THIS
SYSTEM.

SECURELY CAP INLET(S) WHEN NOT CONNECTED
FOR USE. AFTER TURNING ON GAS, EXCEPT
AFTER NORMAL CONTAINER REPLACEMENT,
TEST GAS PIPING AND CONNECTIONS TO
APPLIANCE FOR LEAKAGE WITH SOAPY WATER
OR BUBBLE SOLUTION. DO NOT USE PRODUCTS
THAT CONTAIN HYDROGEN OR CHLORINE.
U.N. 2803

KEY PART NUMBER	U/M DESCRIPTION
1 074559-01-000	EA DECAL-LOGO, LPG - RED - (CALIF CODE)
2 006040-01-000	EA TAG-GAS REFUELING WARNING
2 006040-02-000	EA TAG-GAS REFUEL WARNING, CANADIAN
3 054531-01-000	EA LABEL-LP GAS ONLY
3 023769-01-000	EA LABEL-WARNING, LPG - CANADIAN

WARNING
OPEN GASOLINE CAP SLOWLY TO PREVENT
SUDDEN RELEASE OF TANK PRESSURE.
DO NOT OVERFILL TANK.
REPLACE WITH ORIGINAL CAP ONLY

UNLEADED FUEL ONLY

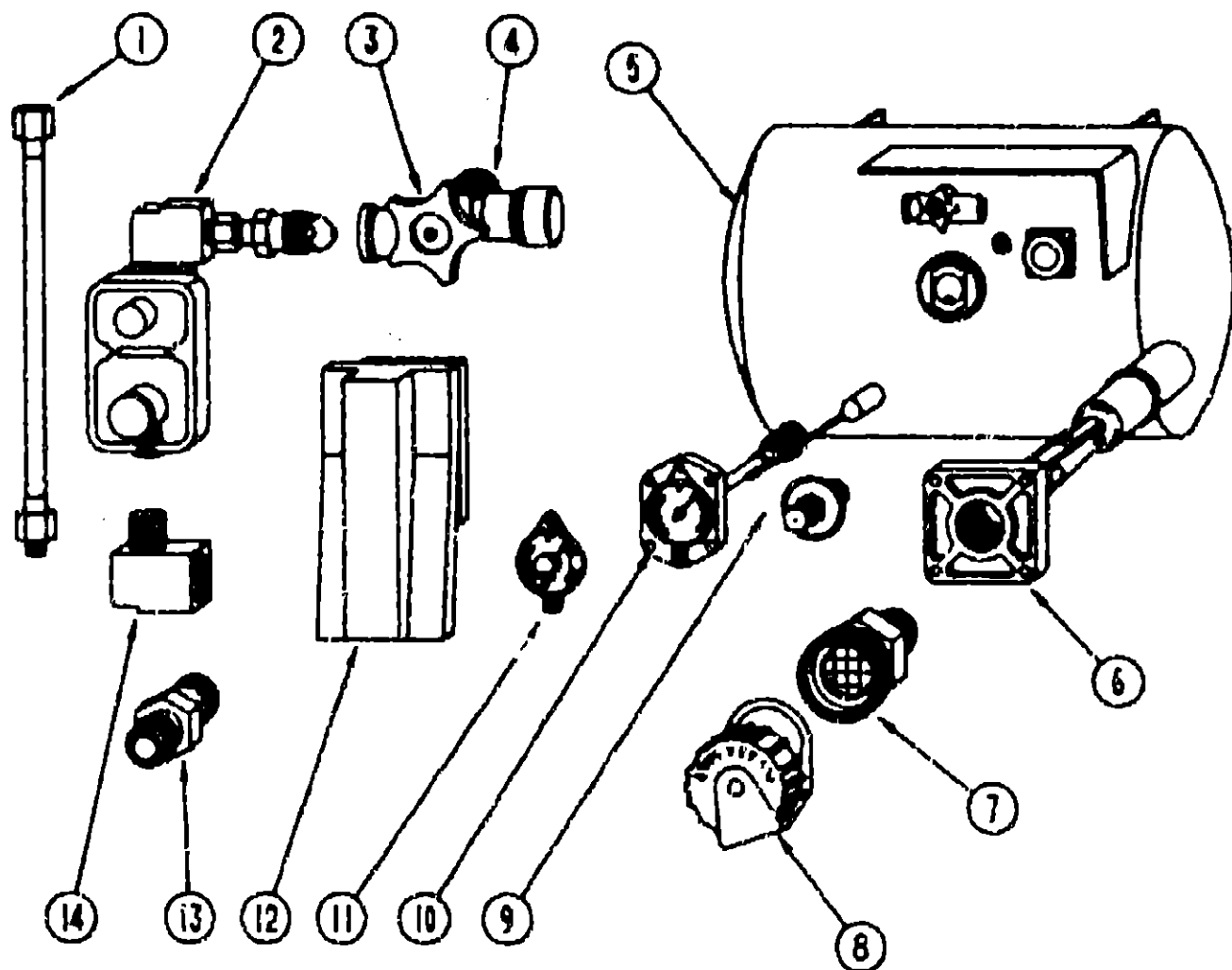
WARNING
ALL PILOT LIGHTS AND APPLIANCES SHALL
BE TURNED OFF DURING REPLENISHING OF LIQUEFIED
P.E.L. TANKS AND/OR PERMANENTLY HEATED
LP-GAS CONTAINERS.

KEY PART NUMBER	U/M DESCRIPTION
1 087207-05-000	EA LABEL-FUEL CAP REMOVAL
2 052043-01-000	EA LABEL-FUEL, UNLEADED
3 006040-01-000	EA TAG-GAS REFUELING WARNING
3 006040-02-000	EA TAG-GAS REFUEL WARNING, CANADIAN

1991 WCN34RQ INDEX

FLOOR PLAN	F-03 - F-04
ACCESSORIES	F-05 - F-14
BATH	F-15 - F-18
BEDROOM	F-19 - F-22
CHASSIS	F-23 - G-10
C C & PAD	G-11 - G-22
DINETTE	G-23 - G-24
DRIVERS	H-01 - H-02
ELECTRICAL	H-09 - H-16
EXTERIOR BODY	H-17 - H-22
GALLEY	H-23 - I-06
HEATING & A/C	I-07 - I-10
INTERIOR FINISH	I-11 - I-14
LABELS	I-15 - I-22
LP	I-23
LOUNGE	I-24 - J-01
SEALANTS & FASTENERS	J-02 - J-04
WATER & SEWAGE	J-05 - J-09
WINDOW, VENT AND EXTERIOR DOOR	J-10 - K-12

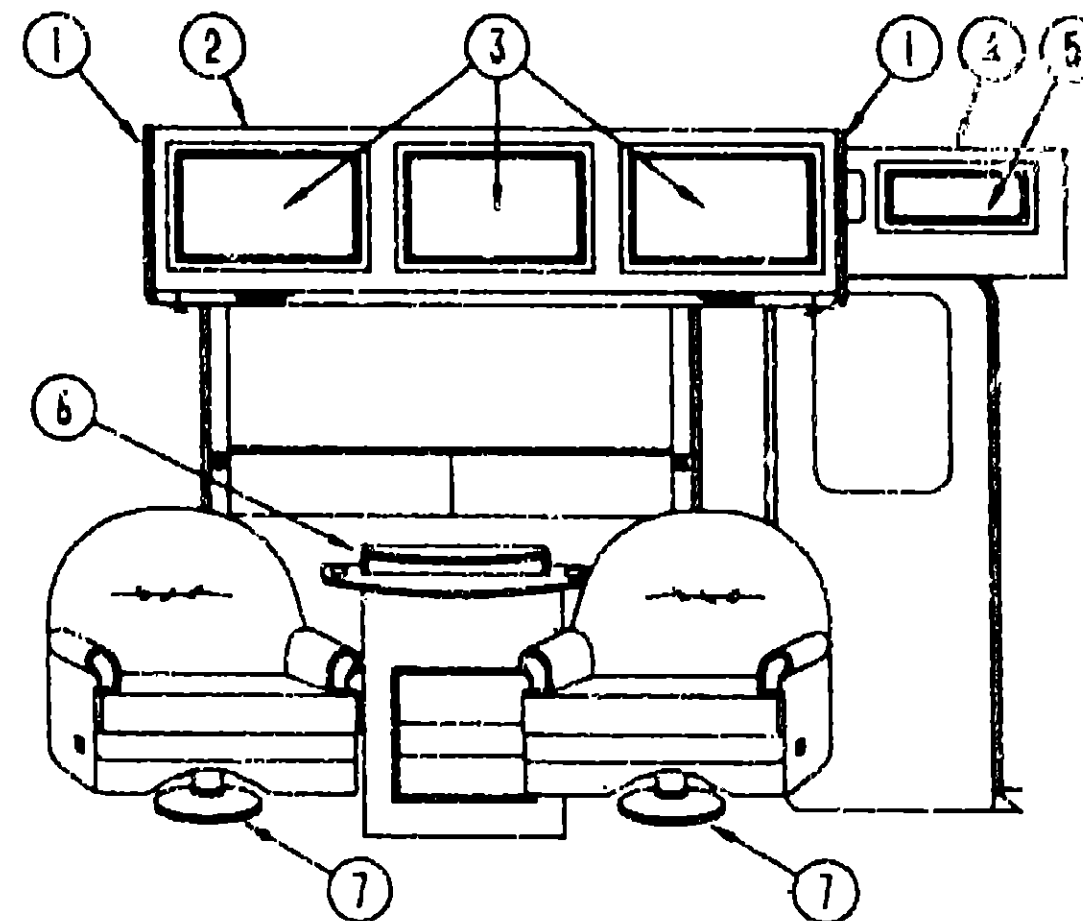
LP GROUP



LP TANK & COMPONENTS

KEY PART NUMBER	U/M DESCRIPTION
1 045703-01-000	EA HOSE-LP, 3/8" ID X 24" US - 3/8 MPT X 1/2 F SWIVEL
1 045703-02-000	EA HOSE-LP, 3/8" ID X 24" - 3/8" MPT X 1/2" F SWIVEL - CANADA
2 076301-01-000	EA REGULATOR-LPG, TWO STAGE
3 040421-01-708	EA HANDWHEEL-VAPOR RELIEF VALVE, BRUNNER G-1015-A
4 040421-01-703	EA VALVE-SERVICE W/HANDWHEEL W/VAPOR RELIEF (REG09106CO) BRUNNER G-1015
5 091970-01-000	EA TANK-LP, 80 LBS - 20" X 24"
6 040421-01-711	EA VALVE-80% W/FLOAT, PLATE, BOLTS & GASKET - BRUNNER
7 040421-01-701	EA VALVE-SHORT LP FILLER W/YELLOW CAP - BRUNNER 75478
8 040421-01-702	EA CAP-LP FILLER VALVE, PLASTIC - YELLOW - BRUNNER G-1014-A
9 040421-01-700	EA GAUGE-LIQUID LEVEL, 20% LP - BRUNNER G-1013
10 040421-01-707	EA GAUGE-FLOAT W/VISIBLE DIAL - BRUNNER MA-S 5244-4
11 040440-01-000	EA TRANSMITTER-DIAL, 90 OHM
12 081938-01-000	EA COVER-COMPARTMENT - LP REGULATOR - BLACK
13 010329-01-000	EA ADAPTER-BRASS-1/2" F X 1/2" MPT
14 055318-02-000	EA ELBOW-90 DEGREE, 3/8" MPT TO 3/8" FPT
010285-01-000	EA CROSS, 3/8" F X 3/8" F X 3/8" F X 1/2" FPT - BRASS
010377-02-000	EA NUT-BRASS, 3/8 FEMALE - FORGED
010380-02-000	EA NUT-BRASS, 1/2" FEMALE - FORGED
015188-03-000	EA GROMMET-GAS LINE, FLOOR - 3/8" HOLE X 2 1/8" DIAMETER RUBBER
081642-01-000	EA TEE, 1/2" MPT X 1/2" FL X 3/8" FL - BRASS
010497-05-000	EA CLAMP-CLOSED, .50" ID
075148-02-000	EA CLAMP-GROUNDING, BRONZE SCREWS
008380-01-000	EA GROMMET-RUBBER, 5/8" HOLE X 1 1/2" DIAMETER - BLACK
010326-01-000	EA ADAPTER-FLARE, W/CONE GASKET 3/8" FEMALE FL X 1/2" MALE F
065741-01-000	EA GAUGE-DIAPHRAGM PRESSURE - MARSHALLTOWN MFG
065742-01-000	EA TEE, .38F X .38F X .25FPT - BRASS
071391-02-000	EA NIPPLE-HEX, .25 PIPE
005042-01-000	FT TUBING VINYL, .65" ID
054531-01-000	EA LABEL-LP GAS ONLY

LOUNGE GROUP



OVERHEAD CABINET & COMPONENTS

KEY PART NUMBER	U/M DESCRIPTION
1 092747-01-B07	EA END CAP-CABINET, OVERHEAD
2 M04154-10-B07	EA CABINET-OVERHEAD, LOUNGE - W/O DOORS OR HARDWARE
3 P00520-01-B07	EA DOOR-CABINET, W/O HARDWARE - 10.4" X 29.1"
4 M04151-01-B07	EA CABINET-OVERHEAD, ENTRANCE DOOR - W/O DOORS OR HARDWARE
5 P00520-08-B07	EA DOOR-CABINET, W/O HARDWARE - 10" X 19.1"
6 096928-02-B07	EA TABLE-PULLOUT
004354-01-000	EA BUMPER-CABINET DOOR, RUBBER - BROWN
009059-01-000	EA HINGE-2" X 1.4", BRASS
079789-01-000	EA SUPPORT-TABLE, PULLOUT - METAL - BEIGE
096928-11-B05	EA TOP-TABLE, PULLOUT
096928-12-B07	EA SUPPORT-BOTTOM TABLE, W/CUPHOLDER HOLES
096928-25-B07	EA SUPPORT-TABLE, W/CUPHOLDER HOLES - 32.3" LONG
096928-13-B07	EA COVER-FLIP UP, PULLOUT TABLE - W/O HARDWARE
064781-05-000	EA HOLDER-CUP, TWO STEP - BEIGE
080728-01-000	EA HANDLE-PULL, TABLE TOP - PLASTIC - BROWN
096928-14-B07	EA SHELF-TOP, PULLOUT TABLE - UPPER SUPPORT FOR PULLOUT
097208-02-B07	EA RACK-MAGAZINE
084071-05-000	EA ROD-BRASS, 15" LONG
7 093482-01-000	EA SHROUD-PEDESTAL, 13" - BLACK PLASTIC
093481-02-000	EA BASE-PEDESTAL, SWIVEL CHAIR - 10" EXTENSION

SEAT BELT

KEY PART NUMBER	U/M DESCRIPTION
007021-01-000	EA BELT-SEAT, 2" X 90" - BLACK

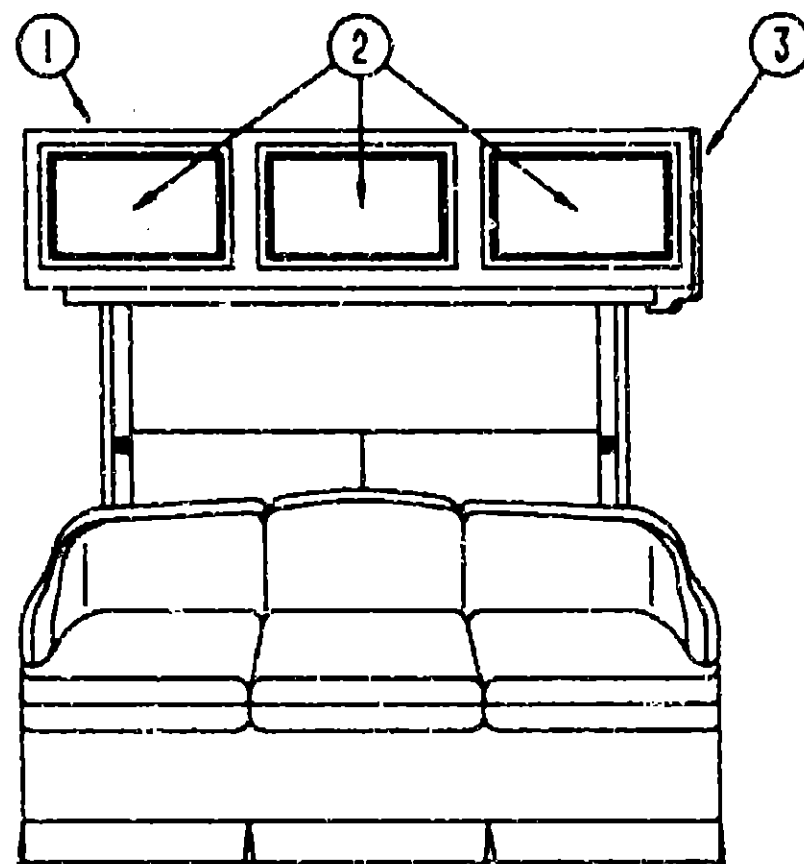
**1991 WINNEBAGO
TABLE OF CONTENTS**

INTRODUCTION	A-01 - A-02
ABBREVIATIONS	A-03
ALPHABETICAL INDEX	A-04 - A-08
WCN25RC	A-07 - F-02
WCN34RQ	F-03 - K-12

1991 WCN34RQ INDEX

FLOOR PLAN	F-03 - F-04
ACCESSORIES	F-05 - F-14
BATH	F-15 - F-18
BEDROOM	F-19 - F-22
CHASSIS	F-23 - G-10
C/G & PAD	G-11 - G-22
DINETTE	G-23 - G-24
DRIVERS	H-01 - H-08
ELECTRICAL	H-09 - H-16
EXTERIOR BODY	H-17 - H-22
GALLEY	H-23 - I-06
HEATING & A/C	I-07 - I-10
INTERIOR FINISH	I-11 - I-14
LABELS	I-15 - I-22
LP	I-23
LOUNGE	I-24 - J-01
SEALANTS & FASTENERS	J-02 - J-04
WATER & SEWAGE	J-5 - J-09
WINDOW, VENT AND EXTERIOR DOOR	J-10 - K-12

LOUNGE GROUP (CONTINUED)



DRIVER SIDE CABINETS

KEY PART NUMBER	U/M DESCRIPTION
1 M04154-03-B07	EA CABINET-OVERHEAD, FRONT - W/O DOORS OR HARDWARE
2 P00520-01-B07	EA DOOR-CABINET, W/O HARDWARE - 14.4" X 21.9"
3 092747-01-B07	EA END CAP-CABINET, OVERHEAD - FRONT
079386-01-000	EA FRAME-COUCH, CONTINENTAL
079386-02-000	EA HARDWARE-KIT, COUCH, CONTINENTAL

SEAT BELT

KEY PART NUMBER	U/M DESCRIPTION
056271-02-000	EA BELT-SEAT, 2" X 72" - BLACK

SEALANTS & FASTENERS GROUP

ADHESIVES AND BOLTS

KEY PART NUMBER	U/M DESCRIPTION
004020-01-000	QT ADHESIVE-ABS CEMENT, QUART
081377-01-700	EA ADHESIVE-CYANOACRYLATE, 10 GRAM TUBE
087211-01-000	GL ADHESIVE-PROMOTER
004005-02-000	EA ADHESIVE-SWIFTS, 1 GAL. - W1333
099039-01-000	EA ADHESIVE-WEATHERSTRIP, 8 OZ.
053766-02-000	EA BEDDING COMPOUND-TUBE, WHITE
005200-01-000	EA BOLT-BUMPER, ROUND HEAD-SQUARE NECK- W/SST CAP 7/16- 14 X 1 1/4
102333-01-01A	EA BOLT-CARRIAGE, 7/16 - 14 - STAINLESS STEEL CAP- BEIGE
051387-06-000	EA BOLT-CARRIAGE, W/O HOLE - 5/16-18 X 9.5 ZN
000C12-08-24B	EA BOLT-HEX, 1/2-13 X 1 1/2 - ZN 5
000C12-05-18B	EA BOLT-HEX, 5/16-18 X 1 - ZINC 5
000C12-10-24B	EA BOLT-HEX, 5/8-11 X 1 1/2 ZN - 5
000C12-07-20B	EA BOLT-HEX, 7/16 - 14 X 1 1/4" - ZN5
000C13-07-48B	EA BOLT-HEX, 7/16 - 20 X 3 - ZN 5
000C26-04-10B	EA BOLT-HEX, SER FLG - 1/4-20 X 5/8 ZINC
000C26-05-20B	EA BOLT-HEX, SER FLG 5/16-18 X 1 1/4" - ZINC
000C12-05-24B	EA BOLT-HEX-5/16-18X1 1/2 ZN 5

CLAMPS, GROMMETS AND HOLDERS

KEY PART NUMBER	U/M DESCRIPTION
010495-01-000	EA CLAMP-CABLE, 9/16"
010497-06-000	EA CLAMP-CLOSED, 11/16" ID
010497-03-000	EA CLAMP-CLOSED, 1" ID - CUSHIONED
010499-01-000	EA CLAMP-CLOSED, 3/8" ID
010497-01-000	EA CLAMP-CLOSED, 5/8" ID
010497-08-000	EA CLAMP-CLOSED, .125"
075148-02-000	EA CLAMP-GROUNDING, BRONZE SCREWS
062401-02-000	EA CLAMP-HOSE, WORMGEAR, 1.56" - 2.5"
062401-09-000	EA CLAMP-HOSE, WORMGEAR, 2.8" - 3.75"
062401-10-000	EA CLAMP-HOSE, WORMGEAR 1.06" - 2"
073194-02-000	EA CLAMP-HOSE, WORMGEAR 32-50 MM
052401-07-000	EA CLAMP-HOSE, WORMGEAR 5" - 7"
062401-06-000	EA CLAMP-HOSE, WORMGEAR .22" - .62"
062401-01-000	EA CLAMP-HOSE, WORMGEAR .25" - 1"
062401-04-000	EA CLAMP-HOSE, WORMGEAR .69" - 1.25"
062401-03-000	EA CLAMP-HOSE WORMGEAR, .22" - 1"
093609-01-000	EA CLAMP-WIRE, DUAL - EQUAL 5/8" DIAMETER
094362-02-000	EA CLIP-CHRISTMAS TREE, FLAT HEAD
077953-01-000	EA GROMMET-EDGE LINER, FITS 1"
023942-01-000	EA GROMMET-RUBBER, 2" OD
071015-21-000	EA GROMMET-50"ID, FITS .19" MATERIAL, RUBBER- SPLIT
071015-29-000	EA GROMMET-38"ID, FITS .06" MATERIAL, W/ .12" GROOVE - BLACK
056134-02-000	EA HOLDER-RING, 1.5" ID PIPE SIZE - STEEL

NUTS AND RIVETS

KEY PART NUMBER	U/M DESCRIPTION
072893-01-000	EA NUTSERT-MS X 0, 8
077049-01-000	EA NUT-ACORN, 10-32 ALUMINUM
095094-01-000	EA NUT-ACORN, 1/4 - 20 ALUMINUM
000D14-05-00B	EA NUT-HEX, 5/16-18 - ZN 5
000D34-04-00B	EA NUT-HEX, LK 1/4 - 20 ZN
000D39-04-00B	EA NUT-HEX, SER FLG LK 1/4 - 20 ZN
000D39-08-00B	EA NUT-HEX, SER FLG LK - 1/2-13 ZN
000D39-06-00B	EA NUT-HEX, SER FLG LK - 3/8-16 ZN
000D39-05-00B	EA NUT-HEX, SER FLG LK - 5/16 - 18 ZN
000D44-07-00B	EA NUT-HEX, SER FLG LK - 7/16-20 ZN
000D24-10-00B	EA NUT-HEX, SF/LK - 10-32 ZN
000D34-06-00B	EA NUT-HEX LK-3/8-16 GRADE C ZN
075467-01-000	EA NUT-INVERTED FLARE, 1/4"
088497-02-000	EA NUT-INVERTED FLARE, 1/4"
063253-07-000	EA NUT-J, #8A .120- .130 PNL THK
044364-02-000	EA NUT-SPEED, FLAT - ROUND
040921-06-000	EA NUT-SPEED, U TYPE - NO. 8
040921-04-000	EA NUT-SPEED, U TYPE - NO. 8
040921-05-000	EA NUT-SPEED, U TYPE - NO. 8

**1991 WINNEBAGO
TABLE OF CONTENTS**

INTRODUCTION	A-01 -	A-02
ABBREVIATIONS		A-03
ALPHABETICAL INDEX	A-04 -	A-06
WCN25RC	A-07 -	F-02
WCN34RQ	F-03 -	K-12

1991 WCN34RQ INDEX

FLOOR PLAN	F-03 -	F-04
ACCESSORIES	F-05 -	F-14
BATH	F-15 -	F-18
BEDROOM	F-19 -	F-22
CHASSIS	F-23 -	G-10
C C & PAD	G11 -	G-22
DINETTE	G-23 -	G-24
DRIVERS	H-01 -	H-08
ELECTRICAL	H-09 -	H-16
EXTERIOR BODY	H-17 -	H-22
GALLEY	H-23 -	I-06
HEATING & A/C	I-07 -	I-10
INTERIOR FINISH	I-11 -	I-14
LABELS	I-15 -	I-22
LP		I-23
LOUNGE	I-24 -	J-01
SEALANTS & FASTENERS	J-02 -	J-04
WATER & SEWAGE	J-05 -	J-09
WINDOW, VENT AND EXTERIOR DOOR	J-10 -	K-12

SEALANTS & FASTENERS GROUP (CONTINUED)

NUTS AND RIVETS CONTINUED

KEY	PART NUMBER	U/M DESCRIPTION
	044364-01-000	EA NUT-SPEED,FLAT
	064081-01-000	EA NUT-WING, 3/8" X 16 THREAD
	084804-01-000	EA PLUG-BRASS, 3/8"
	081211-04-000	EA PLUG-PLASTIC, .46" - BLACK
	000116-04-06R	EA RIVET-POP, AL 1/8 X .313-.375
	069592-02-000	EA RIVET-T (POP) 1/4X.093-.156
	063729-04-000	EA RIVNUT, 10-32 UNF - .010-.080
	063729-01-000	EA RIVNUT, 1/4 X 20 UNC - .030-.125

SCREWS

KEY	PART NUMBER	U/M DESCRIPTION
	000G67-10-24B	EA SCREW, 10-12 X 1 1/2 PPH - ZN
	000G67-10-16P	EA SCREW, 10-12 X 1 PPH - DARK BROWN
	000G67-10-16B	EA SCREW, 10-12 X 1 PPH - ZN
	000G67-10-08B	EA SCREW, 10-12 X 1/2 PPH ZN
	000G67-10-08R	EA SCREW, 10-12 X 1/2 PPH - BEIGE - TYPE A
	000G67-10-12B	EA SCREW, 10-12 X 3/4 - PPH ZN
	000G67-10-10B	EA SCREW, 10-12 X 5/8 PPH ZN - TYPE A
	000G67-10-10R	EA SCREW, 10-12 X 5/8 PPH - TYPE A - BEIGE
	000G67-10-12P	EA SCREW, 10-12 X .75 PPH - DARK BROWN
	049465-01-000	EA SCREW, 10-16 W/WASHER PTH - DARK BROWN
	049465-04-000	EA SCREW, 10-16 X 1 PTH W/WASHER - BEIGE
	000G11-10-16B	EA SCREW, 10-16 X 1 - PPH ZN
	000G11-10-12R	EA SCREW, 10-16 X 3/4 PPH - BEIGE
	000G11-10-12D	EA SCREW, 10-16 X 3/4 PPH - BLACK
	000G11-10-08B	EA SCREW, 10-16 X 1/2 PPH - ZN
	000G68-06-10G	EA SCREW, 6-18 X 5/8 POH - ANTIQUE BRASS
	076790-01-000	EA SCREW, 6-20 X 1 1/4 PPH - BLACK
	000G13-06-16R	EA SCREW, 6-20 X 1 PFH - BEIGE
	000G13-06-08B	EA SCREW, 6-20 X 1/2 PFH ZN
	000G13-06-10G	EA SCREW, 6-20 X 5/8 PFH - ANTIQUE BRASS
	000G11-06-10B	EA SCREW, 6-20 X 5/8 PPH ZN
	000G11-06-10J	EA SCREW, 6-20 X 5/8 PPH - BRASS
	000G11-07-08B	EA SCREW, 7-19 X 1/2 PPH - ZN
	000G13-07-12B	EA SCREW, 7-19 X 3/4 PFH ZN
	000G13-08-16B	EA SCREW, 8-18 X 1 PFH - ZN
	000G11-08-08T	EA SCREW, 8-18 X 1/2 PPH
	000G11-08-08B	EA SCREW, 8-18 X 1/2 PPH ZN
	000G11-08-12B	EA SCREW, 8-18 X 3/4 PPH ZN
	000G11-08-12R	EA SCREW, 8-18 X 3/4 PPH - BEIGE
	000G11-08-12D	EA SCREW, 8-18 X 3/4 PPH - BLACK
	000G11-08-16R	EA SCREW, 8-18X1.00 PPH - BEIGE
	000G67-10-32B	EA SCREW, NO. 10 - 12 X 2 PPH ZN
	000G55-08-12W	EA SCREW, SF/DR-8-18X.75 PWH
	000G67-10-12R	EA SCREW-10-12X.75 PPH BEIGE
	000G67-10-120	EA SCREW-10-12X.75 PPH TAN
	049465-03-000	EA SCREW-10-16X1 POH W/WASHER
	000G11-10-12S	EA SCREW-10-16X.75 PFH OFF WHITE
	000G54-04-20B	EA SCREW-1/4-20X1 1/4 PTH TYP 23
	000G57-05-16J	EA SCREW-5-20X1 PFH BRASS
	000G12-06-08T	EA SCREW-6-20 X .50 POH - BLACK
	000G13-06-16J	EA SCREW-6-20X1.00 PFH BRASS
	000G11-08-12P	EA SCREW-8- 18X.75 DARK BROWN
	085318-01-000	EA SCREW-8-08EX1/2,CRIMPTITE HD
	000G67-08-32B	EA SCREW-8-15X2 PPH ZN
	000G12-08-16S	EA SCREW-8-18 X 1" POH - OFF WHITE
	000G11-08-16S	EA SCREW-8-18X1.00 PPH OFF WHITE
	009439-07-000	EA SCREW-8-32X1 1/4 POH, BLACK
	087721-01-000	EA SCREW-FLAT HEAD, TAPPING - 1/4 X 1 1/4 LG ZN
	086763-01-000	EA SCREW-MACH, 10 - 32 X 1/4 PTH
	000G19-10-08B	EA SCREW-MACH, 10-32 X 1/2 PPH ZN
	000G19-10-10B	EA SCREW-MACH, 10-32 X 5/8 - PPH - ZINC
	000G50-04-12B	EA SCREW-MACH, 1/4-20 X 3/4 PPH ZN
	079383-03-000	EA SCREW-SF/DR, 8-20 X 1 PL WASHER - BEIGE

SEALANTS & FASTENERS GROUP (CONTINUED)

SCREWS CONTINUED

KEY	PART NUMBER	U/M DESCRIPTION
	081908-01-000	EA SCREW-MACH 6-32X.62 W/NYLOCK
	009371-01-000	EA SCREW-MACH 8-32X3 5/16 ZN
	000G19-10-20B	EA SCREW-MACHINE, 10-32 X 1 1/4 PPH ZINK
	000G18-08-16B	EA SCREW-MACHINE, 8 X 32 X 1, PPH ZN
	075908-01-000	EA SCREW-MACH-10-32X.56PTH(SEMS)
	000G53-04-06B	EA SCREW-MACH-1/4-20X2/8 PPH 2N
	000G18-03-22B	EA SCREW-MACH-8-32X1 3/8 PPH ZN
	000G39-10-12R	EA SCREW-SF/DR, 10-16 X 3/4 PPH - BEIGE
	000G67-08-32B	EA SCREW-8-15 X 2 PPH - ZN
	000G39-10-20B	EA SCREW-SF/DR, 10-16 X 1 1/4 PPH ZN
	000G39-08-08S	EA SCREW-SF/DR, 8-8 X 1/2 PPH - OFF WHITE
	000G39-10-12D	EA SCREW-SF/DR, 10-16 X 3/4 PPH - BLACK
	000G39-08-16T	EA SCREW-SF/DR, 8-20 X 1 PPH - BLACK
	000G39-06-10T	EA SCREW-SF/DR, 6-20 X 5/8 PPH - BLACK
	000G39-08-24B	EA SCREW-SF/DR, 8-18 X 1 1/2 PPH ZN
	000G39-08-16B	EA SCREW-SF/DR, 8-18 X 1 PPH ZN
	000G39-10-20B	EA SCREW-SF/DR, 10-16 X 1 1/4 PPH ZN
	000G39-10-12R	EA SCREW-SF/DR, 10-16X 3/4 PPH - BEIGE
	000G55-08-162	EA SCREW-SF/DR, 8-18 X 1.00 - BEIGE
	000G39-08-08B	EA SCREW-SF/DR, 8-18 X 1/2 PPH ZN
	000G39-08-32B	EA SCREW-SF/DR, 8-18 X 2 PPH - ZINC
	000G39-08-12B	EA SCREW-SF/DR, 8-18 X 3/4 PPH ZN
	000G39-08-12T	EA SCREW-SF/DR, 8-18 X 3/4 PPH - BLACK
	000G39-08-06B	EA SCREW-SF/DR, 8-18 X 3/8 PPH ZN
	000G60-10-26T	EA SCREW-SF/DR, 10-16X1.75
	000G39-08-16R	EA SCREW-SF/DR 8-18X1.00 PPH BEIGE
	000G39-08-08R	EA SCREW-SF/DR-8-18X1/2 PPH
	079382-01-000	EA SCREW-SOCKET, 8-18 X 1" - BLACK

SEALERS

KEY	PART NUMBER	U/M DESCRIPTION
	106205 01 000	EA SEALER-PUMPABLE
	102352-01-000	EA SEALER-PUMPABLE, BLACK
	089640-02-000	FT SEALER-RIBBON, 1/2" X 1/8" - INCREMENTS OF 30'
	069640-09-000	FT SEALER-RIBBON, 1/32" X 2 1/2"
	069640-01-000	FT SEALER-RIBBON, 1/4" DIAMETER - INCREMENTS OF 20'
	069640-03-000	FT SEALER-RIBBON, 3/4" X 1/8" - INCREMENTS OF 60'
	069640-06-000	FT SEALER-RIBBON, 5/16" DIAMETER - INCREMENTS OF 25'
	091255-03-000	FT SEAL-FOAM, 1/4 X 3/16 ROLL
	091255-01-000	FT SEAL-FOAM, 3.2MM X 4.8MM
	090340-01-000	FT SEAL-FOAM, CLOSED CELL - 1/4" X 1/2" X 50'
	053752-01-000	GL SEAM SEALER-5 GAL, ALUMINUM
	034552-04-000	EA SILICONE-TUBE, 300 ML - BEIGE
	034552-02-000	EA SILICONE-TUBE, 300 ML - CLEAR
	053766-02-000	EA BEDDING COMPOUND-TUBE, WHITE
	008401-01-000	EA STRAP-CONDUIT, 2/4" - 1 HOLE - GALVANIZED STEEL

TAPES AND TIES

KEY	PART NUMBER	U/M DESCRIPTION
	100028-01-000	FT TAPE-ADHESIVE, .031" X .75" WIDE
	004363-01-000	FT TAPE-ADHESIVE FOAM, 1 SIDE - 3/16" X 1/2" - GRAY
	093071-01-000	FT TAPE-BONDING, DOUBLE SIDED - 1/64" X 2"
	076322-03-000	FT TAPE-FOAM, DOUBLE COATED - .045" X .5"
	088244-01-000	FT TAPE-FOAM, VINYL COATED - 2" WIDE - INCREMENTS OF 108 FT
	009200-01-000	EA TAPE-FURNACE, 1 1/2"
	087691-01-000	EA TAPE-MASKING, WEATHER RESISTANT
	008343-02-000	EA TIE-WIRE, 14"
	008343-01-000	EA TIE-WIRE, 6"

WASHERS

KEY	PART NUMBER	U/M DESCRIPTION
	077071-01-000	EA WASHER-FENDER, 3/16" ID X 1" OD
	000E13-14-00B	EA WASHER-FL, 1/4" WIDE ZN
	000E13-11-00B	EA WASHER-FL, 3/16" WIDE ZN
	000E13-17-00B	EA WASHER-FL-3/8 AR ZN
	000E14-10-00B	EA WASHER-LKL, NO 10 EXT TOOTH - ZN
	000E13-21-00B	EA WASHER-FL, W/2 NAR ZN

**1991 WINNEBAGO
TABLE OF CONTENTS**

INTRODUCTION	A-01 -	A-02
ABBREVIATIONS		A-03
ALPHABETICAL INDEX	A-04 -	A-06
WCN25RC	A-07 -	F-02
WCN34RQ	F-03 -	K-12

1991 WCN34RQ INDEX

FLOOR PLAN	F-03 -	F-04
ACCESSORIES	F-05 -	F-14
BATH	F-15 -	F-18
BEDROOM	F-19 -	F-22
CHASSIS	F-23 -	G-10
C C & PAD	G11 -	G-22
DINETTE	G-23 -	G-24
DRIVERS	H-01 -	H-08
ELECTRICAL	H-09 -	H-16
EXTERIOR BODY	H-17 -	H-22
GALLEY	H-23 -	I-08
HEATING & A/C	I-07 -	I-10
INTERIOR FINISH	I-11 -	I-14
LABELS	I-15 -	I-22
LP		I-23
LOUNGE	I-24 -	J-01
SEALANTS & FASTENERS	J-02 -	J-04
WATER & SEWAGE	J-05 -	J-09
WINDOW, VENT AND EXTERIOR DOOR	J-10 -	K-12

WATER & SEWAGE GROUP

FRESH WATER TANK - 40 GALLON

KEY PART NUMBER	U/M DESCRIPTION
078252-07-000	EA TANK-WATER, 40 GALLON - W/FITTINGS - 10' X 24' X 46 5"
078252-01-000	EA TANK-WATER, 40 GALLON - W/O FITTINGS - 10' X 24' X 46 5"
052957-04-000	EA ELBOW-5/8" F X 3/4" MPT
052957-02-000	EA ELBOW-MALE, 1/2" F X 1/2" MPT - PLASTIC - GRAY
077954-03-000	EA FILTER-WATER TANK, SCREEN IN TANK
042989-06-000	EA FITTING SPINWELD, PLASTIC - 3/4 FPT
042989-05-000	EA FITTING-WATER TANK, SPINWELD - 1/2" FPT - PLASTIC - WHITE
049032-01-000	EA PATCH-SPINWELD, 3/8" - PLASTIC
039861-01-000	EA SENDING UNIT W/SCREW, WASHER, WELL NUT AND TERMINAL RING
052955-01-000	EA TEE-WATER, 1/2" F X 1/2" F X 1/2" MPT - PLASTIC - GRAY

WATER PURIFICATION SYSTEM

KEY PART NUMBER	U/M DESCRIPTION
079317-01-000	EA ADAPTER-SWIVEL, 1/2" TUBE X 1/2" FPT - PLASTIC - GRAY
087200-02-000	EA CARTRIDGE-WATER FILTER, EVERPURE 9601-11
052959-02-000	EA CONNECTOR, 1/2" F X 1/2" MPT - PLASTIC - GRAY
052957-01-000	EA ELBOW-PLASTIC, 1/2" F X 3/8" MPT
065120-01-000	EA ELBOW-SWIVEL, 1/2" FPT X 1/2" FLARE - PLASTIC - GRAY
087200-01-000	EA FILTER-WATER PURIFICATION, EVERPURE QC2-AC
052952-01-000	EA NUT-PLASTIC 1/2" F X 1/2" TUBE - PLASTIC - GRAY
039800-01-000	FT TUBING-POLYBUTYL, 1/2" OD - INCREMENTS OF 20" - BLACK
091208-01-000	EA WASHER RUBBER, 06" X 75" X 5"

WATER HEATER

KEY PART NUMBER	U/M DESCRIPTION
051391-03-000	EA HEATER-WATER, W/ELECTRIC IGNITION - ATWOOD G6A-3E
051391-01-700	EA HINGE KIT-W/CLIP, ATWOOD # 92568 & 92559
051393-03-700	EA TANK-INNER (G6A-3E), REAR MT - ATWOOD# 91409
051391-01-704	EA VALVE-RELIEF, 1/2" FITTING - ATWOOD# 91904
051391-01-705	EA FASTENER-CAMLOC, ATWOOD# 92609
051391-01-706	EA GRILLE-EXHAUST, 3E ONLY - ATWOOD #92787
051391-01-708	EA BURNER-MAIN, 3E ONLY - ATWOOD# 92615
051391-01-710	EA ORIFICE-MAIN BURNER, ATWOOD# 92742
051391-04-701	EA THERMOSTAT 12 VDC-120 PRESET, FRONT MOUNT ONLY - ATWOOD# 91470
051391-01-715	EA DRAIN PLUG, ATWOOD# 91561
051391-04-706	EA TANK-INNER, FRONT MOUNT - G6A-4E & 6E
051391-04-700	EA TANK-INNER (G6A 3E), FRT MT - ATWOOD# 91608
051393-01-704	EA CIRCUIT BOARD-W/BLACK BOX, ATWOOD# 91420
051393-01-702	EA SWITCH-ENERGY CUT-OFF ATWOOD# 91951
051393-01-701	EA SWITCH PACKAGE-ATWOOD# 91959
051393-01-703	EA THERMOSTAT-REAR MOUNT, ATWOOD# 91952
051393-01-721	EA ECO&THERMOSTAT ASM-FRONT MOUNT, 140 DEGREE - ATWOOD# 91447
051393-01-716	EA SPARK & PROBE ASM, ATWOOD# 91606
051393-01-718	EA VALVE-DUAL SOLENOID, ATWOOD# 91605
051393-01-705	EA ORIFICE HOLDER-ATWOOD# 91925
052009-01-000	EA DOOR WATER HEATER, ATWOOD 5576 27 - OFF WHITE

WATER & SEWAGE GROUP (CONTINUED)

WATER HEATER W/MOTOR AID AND REAR HEATER

KEY PART NUMBER	U/M DESCRIPTION
051393-01-000	EA WATER HEATER-W/MOTOR AID, PILOTLESS IGNITION ATWOOD GH6-4E OR GH6-6E
051393-01-701	EA SWITCH PACKAGE-ATWOOD# 91959
051393-01-702	EA SWITCH-ENERGY CUT-OFF, ATWOOD# 91951
051393-01-703	EA THERMOSTAT-REAR MOUNT ATWOOD# 91952
051393-01-704	EA CIRCUIT BOARD-W/BLACK BOX, ATWOOD# 91420
051393-01-705	EA ORIFICE HOLDER-ATWOOD# 91925
051393-01-716	EA PROBE & SPARK ASM, ATWOOD# 91606
051391-01-708	EA BURNER-MAIN, 3E ONLY - ATWOOD# 92615
051393-01-718	EA VALVE-DUAL SOLENOID, ATWOOD# 91605
051393-01-714	EA TANK-INNER (GH6-3E), REAR MOUNT - ATWOOD# 91408
051393-01-718	EA VALVE-DUAL SOLENOID, ATWOOD# 91605
051393-01-721	EA ECO&THERMOSTAT ASM-FRONT MOUNT, 140 DEGREE - ATWOOD# 91447
051391-01-704	EA RELIEF VALVE 1/2" FITTING - ATWOOD# 91604
051391-01-705	EA FASTENER-CAMLOCK, ATWOOD# 92609
051391-01-706	EA GRILLE-EXHAUST, ATWOOD# 92787
051391-01-710	EA ORIFICE-MAIN BURNER, ATWOOD# 92742
051391-01-714	EA ELBOW-FITTING, 45 DEGREE - 3/8" F X 3/8" MPT - ATWOOD 91044
051391-01-715	EA DRAIN PLUG - ATWOOD# 91561
051391-04-701	EA THERMOSTAT 12VDC-120 PRESET - 91470 ATWOOD#
051391-04-704	EA TANK-INNER (FRT-MT)GH6-4E&6E - 91642 ATWOOD#
051391-04-705	EA TANK-INNER, FRONT MOUNT - GH6-3E
051391-04-707	EA KIT-GRILLE, FLUE, & GASKET - ATWOOD#90960
051391-01-700	EA PIN & CLIP-HINGE, ATWOOD # 92568 & 92559
062401-01-000	EA CLAMP-HOSE, WORMGEAR 25" - 1"
079059-01-000	EA HOSE-90 DEGREE, .51" ID X 4" X 36"
079059-02-000	EA HOSE-90DEG 61X4 00X6 00
007108-01-000	EA HOSE-HEATER 5/8 HI-TEMP
083081-01-000	EA HOSE-FORMED, 90 DEGREE - 5/8" ID
088753-01-000	FT TUBE-ALUMINIZED STEEL, 5/8" - 18 GAUGE
010227-01-000	EA TEE-PLASTIC, BARB 5/8" OR 3/4" HOSE
062401-04-000	EA CLAMP-HOSE, WORMGEAR 69" - 1 25"

WATER PUMPS

KEY PART NUMBER	U/M DESCRIPTION
098607-01-000	EA PUMP-WATER, W/ 5" MPT FITTING - FLOW 2 8 GPM - UL
098607-01-700	EA PUMPHEAD-REPLACEMENT, SHURFLO #94-236-08
098607-02-000	EA PUMP-WATER, 2 8 GPM - W/1/2" MPT FITTINGS - CANADIAN
098607-01-701	EA DRIVE ASM, SHURFLO #94-234-03
098607-01-702	EA DIAPHRAGM KIT, SHURFLO #94 233-10
098607-01-703	EA VALVE ASM, SHURFLO #94-232-00
098607-01-704	EA HOUSING-UPPER, SHURFLO #94-231-01
098607-01-705	EA CHECK VALVE-KIT, SHURFLO #94-237-00
098607-01-706	EA SWITCH ASM-COMplete SHURFLO# 94-230-00
098607-01-707	EA MOTOR/BASEPLATE REPLACEMENT, SHURFLO #94-234-03

1991 WINNEBAGO TABLE OF CONTENTS

INTRODUCTION	A-01 - A-02
ABBREVIATIONS	A-03
ALPHABETICAL INDEX	A-04 - A-06
WCN25RC	A-07 - F-02
WCN34RQ	F-03 - K-12

1991 WCN34RQ INDEX

FLOOR PLAN	F-03 - F-04
ACCESSORIES	F-05 - F-14
BATH	F-15 - F-18
BEDROOM	F-19 - F-22
CHASSIS	F-23 - G-10
C C & PAD	G-11 - G-22
DINETTE	G-23 - G-24
DRIVERS	H-01 - H-08
ELECTRICAL	H-09 - H-16
EXTERIOR BODY	H-17 - H-22
GALLEY	H-23 - I-06
HEATING & A/C	I-07 - I-10
INTERIOR FINISH	I-11 - I-14
LABELS	I-15 - I-22
LP	I-23
LOUNGE	I-24 - J-01
SEALANTS & FASTENERS	J-02 - J-04
WATER & SEWAGE	J-05 - J-09
WINDOW, VENT AND EXTERIOR DOOR	J-10 - K-12

WATER & SEWAGE GROUP (CONTINUED)
WATER SYSTEM

WATER & SEWAGE GROUP (CONTINUED)
WASTE WATER HOLDING TANK

1991 WINNEBAGO
TABLE OF CONTENTS

INTRODUCTION	A-01 -	A-02
ABBREVIATIONS		A-03
ALPHABETICAL INDEX	A-04 -	A-06
WCN25RC	A-07 -	F-02
WCN34RQ	F-03 -	K-12

KEY PART NUMBER	U/M DESCRIPTION
036522-02-000	EA CAP-BRASS, 1/2" FLARE
052959-02-000	EA CONNECTOR, 1/2" F X 1/2" MPT - PLASTIC - GRAY
098417-01-000	EA CONNECTOR, 5/8" F X 1/2" MPT - PLASTIC - KEVCO
098420-01-000	EA CONNECTOR-SWIVEL, 1/2" FPT X 5/8" TUBE - PLASTIC
093193-02-000	EA DRAIN VALVE-IN LINE, HEADER - 1/2" MPT X 1/2" F X 1/2" M
103106-01-000	EA FAUCET-EXTERNAL WATER 90 DEG
087659-04-000	EA FILL-WATER, CITY - OFF WHITE
093207-02-01A	EA BRACKET-VACUUM BREAKER, WATER CENTER - OFF WHITE
093207-03-01A	EA BRACKET-VACUUM BREAKER, WATER CENTER - OFF WHITE
071015-08-000	EA GROMMET-1 75"ID, FITS 05" MATERIAL, RUBBER
052956-01-000	EA TEE-1/2" F X 1/2" MPT X 1/2" F - PLASTIC
039800-01-000	FT TUBING-POLYBUTYL, 1/2" OD - INCREMENTS OF 20' - BLACK
059841-01-000	EA VACUUM BREAKER-3/4 FPT X 3/4 MPT
046128-01-000	EA VALVE-DRAIN, PLASTIC - 1/2" FPT WATER SYSTEM
093193-02-000	EA DRAIN VALVE-IN LINE, HEADER - 1/2" MPT X 1/2" F X 1/2" M
079317-01-000	EA ADAPTER-SWIVEL, 1/2" TUBE X 1/2" FPT - PLASTIC - GRAY
033302-02-000	EA ADAPTER ASM-STRAINER, 1 1/2" - ABS - CANADIAN
062401-03-000	EA CLAMP-HOSE WORMGEAR, 22" - 1"
052960-01-000	EA DRAIN VALVE-IN LINE, HEADER - 1/2" F X 1/2" F - GRAY PLASTIC
031126-01-000	EA ELBOW-1/4 BEND, 3 X 90 XLT - PLASTIC - GRAY
010061-01-000	EA ELBOW-45 DEGREE, STREET - 1/8 BEND - 3" - SXH - PLASTIC
010117-01-000	EA COUPLING-PLASTIC, 3" - HXH
101814-01-000	EA COUPLING-FEMALE, PLASTIC, 1/2" F X 1/2" FPT
052957-02-000	EA ELBOW-MALE, 1/2" F X 1/2" MPT - PLASTIC - GRAY
052957-01-000	EA ELBOW-PLASTIC, 1/2" F X 3/8" MPT
037101-02-000	EA ELBOW-PLASTIC, 1/4" BEND VENT 1 1/2" HUB - CANADIAN
065120-01-000	EA ELBOW-SWIVEL 1/2" FPT X 1/2" FLARE - PLASTIC - GRAY
057457-01-000	EA ELBOW-UNION, 1/2" X 1/2" FLARE
057457-02-000	EA ELBOW-UNION, 5/8" X 5/8" FLARE
064852-01-000	EA FAUCET-GALLEY
075240-05-000	EA FAUCET-LAVATORY, BRASS
075242-03-000	EA FAUCET-SHOWER, BRASS
075241-05-000	EA FAUCET-SHOWER, BONE
091253-01-000	EA GASKET-FAUCET, LAVATORY/GALLEY
011048-02-000	EA HEAD-SHOWER, W/60" HOSE
011048-05-000	EA SHOWER HEAD-W/60" HOSE, W/O VACUUM BREAKER - CANADIAN
052952-01-000	EA NUT-PLASTIC, 1/2" F X 1/2" TUBE - PLASTIC - GRAY
052952-02-000	EA NUT-PLASTIC, 5/8" FLARE
055292-01-000	EA TEE-PLASTIC, 5/8" F X 5/8" F X 1/2" F
055293-01-000	EA TEE-PLASTIC, 5/8" F X 1/2" F X 5/8" F
052958-01-000	EA TEE, 1/2" F X 1/2" F X 1/2" F - PLASTIC - GRAY
039798-01-000	EA TEE, 1/2" MPT X 1/2" MPT X 1/2" MPT - PLASTIC
093217-01-000	EA TEE-SWIVEL, 1/2" - PLASTIC
052955-01-000	EA TEE-WATER, 1/2" F X 1/2" F X 1/2" MPT - PLASTIC - GRAY
057973-01-000	EA TEE-WATER, 1/2" F X 1/2" F X 5/8" F - PLASTIC
007076-01-000	FT HOSE-FLEXIBLE PVC - 2" ID
039800-02-000	FT TUBING-POLYBUTYL 5/8" OD - INCREMENTS OF 20' - BLACK
039800-01-000	FT TUBING-POLYBUTYL, 1/2" OD - INCREMENTS OF 20' - BLACK
091208-01-000	EA WASHER-RUBBER, 06" X 75" X 5"

KEY PART NUMBER
092271-01-000
101767-01-000
061607-01-000
039861-01-000

KEY PART NUMBER
092272-01-000
101796-01-000
061607-01-000
061607-02-000
039861-01-000

KEY PART NUMBER
093592-01-000
089330-01-000
062416-01-000
062415-01-000
078406-01-000
083355-01-000
103354-01-000
062419-02-700
010201-01-000
070916-01-701
070916-01-700
070916-01-000
083558-01-000

KEY PART NUMBER
093526-01-000
096927-01-01A
096927-01-700
092303-01-000
096927-01-701
057671-01-000

U/M DESCRIPTION
EA TANK-HOLDING, W/O GROMMETS - 42 GL - 24 6" X 59 2" X 8 8" FROM 00-00-00 THRU 09-30-90
EA TANK-HOLDING, W/O GROMMETS - 42 GL - 24 6" X 59 9" X 8 8" FROM 10-01-90 THRU 99-99-99
EA GROMMET-HOLDING TANK, 1 1/2" NPS
EA SENDING UNIT W/SCREW, WASHER, WELL NUT AND TERMINAL RING

SEWAGE HOLDING TANK

U/M DESCRIPTION
EA TANK-HOLDING W/O GROMMETS - 50 GL - 25 8" X 59 9" X 18 6" FROM 00-00-00 THRU 09-30-90
EA TANK-HOLDING W/O GROMMETS - 39 GL - 21 6" X 59 9" X 8 7" FROM 10-01-90 THRU 99-99-99
EA GROMMET-HOLDING TANK, 1 1/2" NPS
EA GROMMET-HOLDING TANK, 3" NPS
EA SENDING UNIT W/SCREW, WASHER, WELL NUT AND TERMINAL RING

DRAINAGE VALVES & HOSE

U/M DESCRIPTION
EA ADAPTER-PLASTIC, SEWER HOSE - 45 DEGREE
EA ADAPTER-SEWER HOSE END
EA ADAPTER-SEWER TO 3" PIPE
EA CAP-SEWER, 3" DIAMETER
EA COUPLER-RUBBER, W/CLAMPS - 3" X 3"
EA COUPLER-RUBBER, 1 1/2" X 1 1/2"
EA CONNECTOR-HOSE SEWER
EA HANDLE ONLY - FOR EXTENSION ROD
EA HOSE-SEWER, 3 ID X 8'
EA VALVE ONLY, 1 1/2"
EA VALVE ONLY, 3"
EA VALVE-DUAL DUMP, W/CAP - 3" X 1 1/2" - PLASTIC - BLACK
EA VENT-PLUMBING PIPE ROOF, W/COVER - BEIGE

SINK

U/M DESCRIPTION
EA SINK-DOUBLE BOWL, STAINLESS STEEL - 19" X 25"
EA SINK-LAVATORY, RECTANGULAR - PLASTIC - BONE
EA SINK-STOPPER
EA STRAINER-SINK
EA TAILPIECE-SINK
EA COVER SCREW, #8 - PLASTIC - OFF WHITE

1991 WCN34RQ INDEX

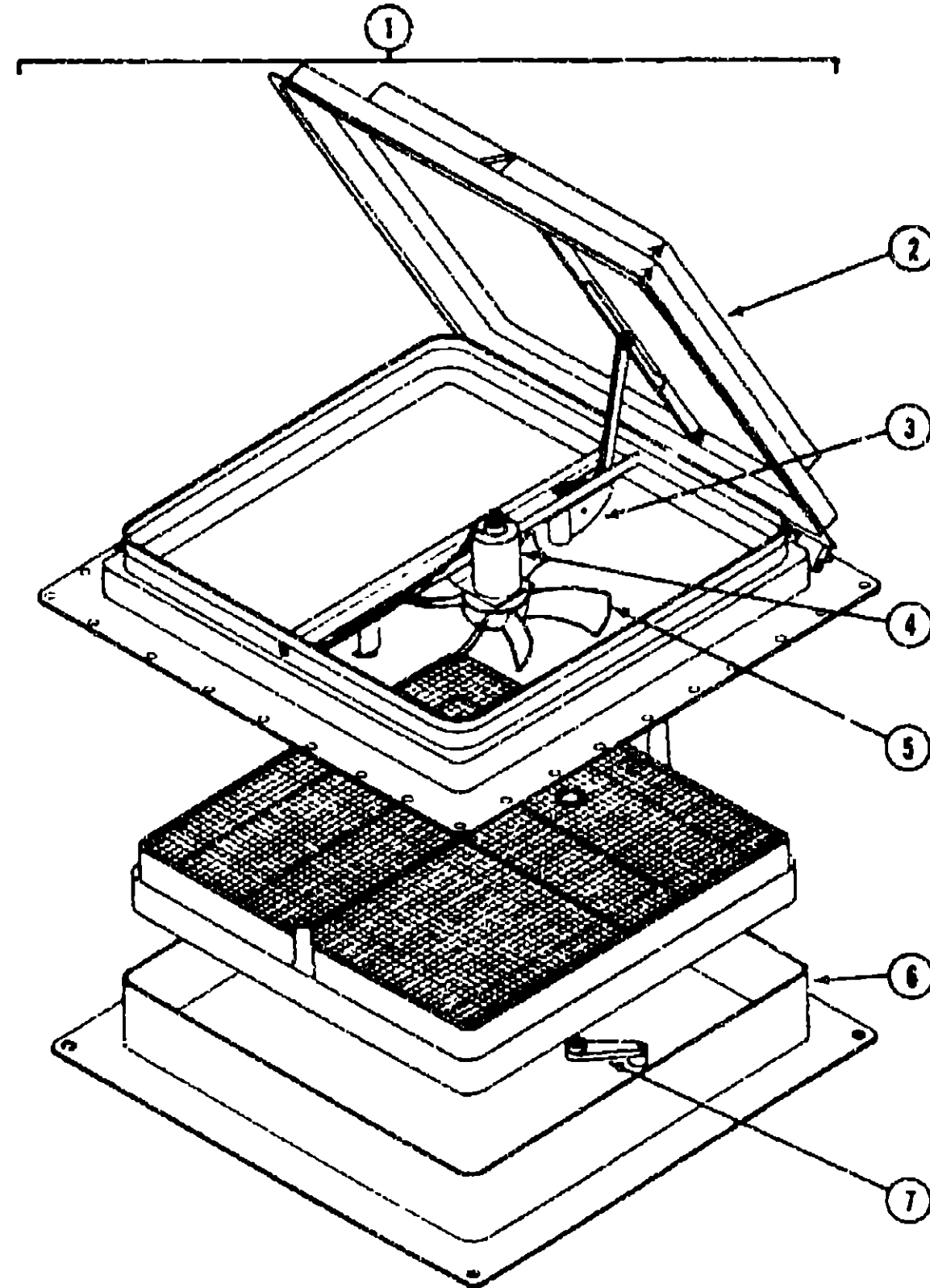
FLOOR PLAN	F-03 -	F-04
ACCESSORIES	F-05 -	F-14
BATH	F-15 -	F-18
BEDROOM	F-19 -	F-22
CHASSIS	F-23 -	G-10
C C & PAD	G-11 -	G-22
DINETTE	G-23 -	G-24
DRIVERS	H-01 -	H-08
ELECTRICAL	H-09 -	H-16
EXTERIOR BODY	H-17 -	H-22
GALLEY	H-23 -	I-06
HEATING & A/C	I-07 -	I-10
INTERIOR FINISH	I-11 -	I-14
LABELS	I-15 -	I-22
LP		I-23
LOUNGE	I-24 -	J-01
SEALANTS & FASTENERS	J-02 -	J-04
WATER & SEWAGE	J-05 -	J-09
WINDOW, VENT AND EXTERIOR DOOR	J-10 -	K-12

WATER & SEWAGE GROUP (CONTINUED)
SHOWER PAN

WINDOW, VENT & EXTERIOR DOOR GROUP

1991 WINNEBAGO
TABLE OF CONTENTS

INTRODUCTION	A-01 - A-02
ABBREVIATIONS	A-03
ALPHABETICAL INDEX	A-04 - A-06
WCN25RC	A-07 - F-02
WCN34RQ	F-03 - K-12



POWERED ROOF VENT (CANADIAN EXPORT)

KEY PART NUMBER	U/M DESCRIPTION
1 064469-08-000	EA VENT-ROOF, POWERED - 14" X 14" - 12V - CANADIAN
2 064489-03-702	EA LID-VENT WHITE
3 064469-03-708	EA LIFT MECHANISM
4 048648-01-000	EA MOTOR FOR ROOF VENT, 1/8" SHAFT - 12V
5 048549-01-000	EA FAN-ROOF VENT, 6 BLADES - 6"
6 064469-03-705	EA GARNISH, VENT 2.5 IN WIDE
7 005439-01-000	EA CRANK HANDLE-ROOF VENT

1991 WCN34RQ INDEX

FLOOR PLAN	F-03 - F-04
ACCESSORIES	F-05 - F-14
BATH	F-15 - F-18
BEDROOM	F-19 - F-22
CHASSIS	F-23 - G-10
C C & PAD	G-11 - G-22
DINETTE	G-23 - G-24
DRIVERS	H-01 - H-08
ELECTRICAL	H-09 - H-16
EXTERIOR BODY	H-17 - H-22
GALLEY	H-23 - I-06
HEATING & A/C	I-07 - I-10
INTERIOR FINISH	I-11 - I-14
LABELS	I-15 - I-22
LP	I-23
LOUNGE	I-24 - J-01
SEALANTS & FASTENERS	J-02 - J-04
WATER & SEWAGE	J-05 - J-09
WINDOW, VENT AND EXTERIOR DOOR	J-10 - K-12

KEY PART NUMBER	U/M DESCRIPTION
MG2630-10-Y12	EA PAN-SHOWER, W/STRAINER
066729-01-000	EA STRAINER-TUB/SHOWER DRAIN
069640-01-000	FT SEALER-RIBBON, 1/4" DIAMETER - INCREMENTS OF 20'
069735-01-000	EA WASHER-STRAINER TO TAILPIECE PLASTIC - 1.5"
011068-04-000	EA TAILPIECE, 1 1/2" X 1 1/4" X 8" - BRASS
066436-01-000	EA NUT-SLIP, TAILPIECE - 1.5"
011091-02-000	EA PIPE-DRAIN, DOUBLE SINK - BAFFLE TEE - 1 1/2" ONE PIPE W/TEE TO DRAIN BOTH SIDES OF SINK
011091-03-000	EA PIPE-DRAIN, W/SEALS - DOUBLE SINK - EXTENDS 9" TO 16" - CANADIAN
011066-02-000	EA P-TRAP, 1 1/2" TRAP X 1 1/4" SOCKET - PLASTIC
011071-01-000	EA P-TRAP, 1 1/2" - PLASTIC - CANADIAN
079968-01-000	EA VENT-MECH TRAP ARM, ANTI-SIPHON - 2" DIA X 7.3" - PLASTIC

EXTERIOR SHOWER AND COMPONENTS

KEY PART NUMBER	U/M DESCRIPTION
046128-01-000	EA VALVE-DRAIN, PLASTIC - 1/2" FPT
052957-02-000	EA ELBOW-MALE, 1/2" F X 1/2" MPT - PLASTIC - GRAY
087211-01-000	GL FROMOTER-ADHESIVE
103173-01-01A	EA KIT-SHOWER, EXTERIOR - OFF WHITE FROM 00-00-00 THRU 03-24-91 WITH EXTERIOR DOOR, FAUCET, HEAD & HOSE
103173-02-01A	EA KIT-SHOWER, EXTERIOR - OFF WHITE FROM 03-25-91 THRU 99-99-99 WITH EXTERIOR DOOR, FAUCET, HEAD & HOSE
002726-01-001	EA GARNISH-U-CHANNEL, 1 3/8" X 1 1/2" - SERRATED - MILL ALUMIN
103226-51-003	EA EXTR-ZEE, 3658
082144-02-000	EA CAP PIPE, 1/2" FPT BRASS - HEX
104579-01-000	EA SEAL-FOAM, CLOSED CELL
098351-01-01A	EA PLATE-SWITCH, 1 GANG - POLISHED BRASS
079364-06-000	EA SWITCH-MOMENTARY, OFF/MOM ON

MISCELLANEOUS PLUMBING COMPONENTS

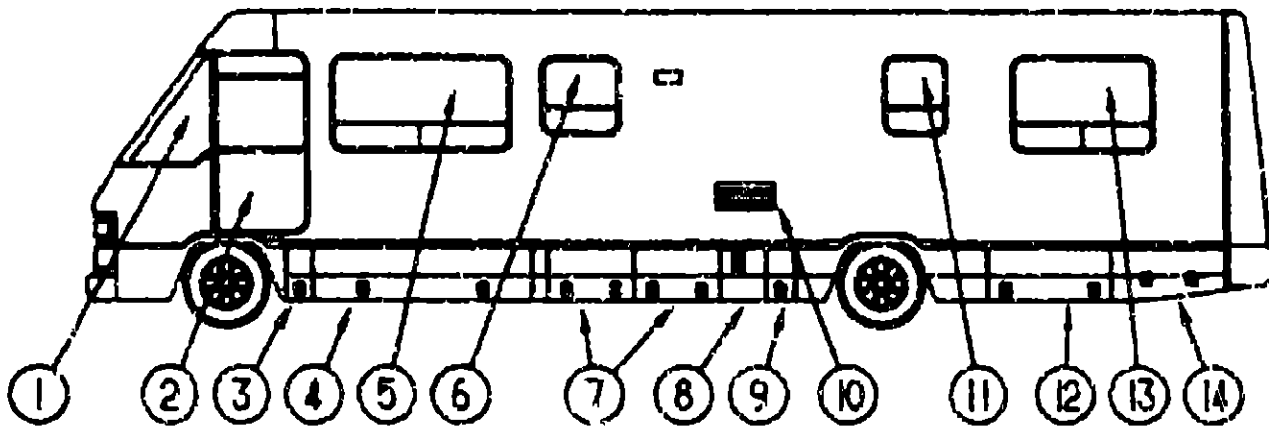
KEY PART NUMBER	U/M DESCRIPTION
010156-01-000	EA PLUG-THREADED, 1 1/4" DIAMETER - PLASTIC - BLACK
031111-01-000	EA ELBOW-90 DEGREE, 1/4" BEND - 1 1/4" - PLASTIC
010122-01-000	EA BUSHING-REDUCER, 1 1/2" SMOOTH X 1 1/4" THREAD - BLACK PLASTIC
010121-01-000	EA BUSHING-REDUCER, 1 1/2" SMOOTH X 1 1/4" HUB - PLASTIC - BLACK
010115-01-000	EA COUPLING-1 1/2" HUB X HUB, PLASTIC
010079-01-000	EA TEE-SANITARY, 1 1/2" H X 1 1/2" H X 1 1/4" H - PLASTIC - BLACK
010073-01-000	EA WYE-45 DEGREE, 1 1/2" HUB X HUB X HUB - PLASTIC - BLACK
033761-01-000	EA ELBOW-TURN, 25" BEND X 1.5" HUB X 1.5" SPIGOT - BLACK PLASTIC
034250-01-000	EA ELBOW-90 DEGREE, LONG TURN - 1 1/2" HUB X HUB - ABS
010072-01-000	EA TEE-SANITARY, 1 1/2" H X 1 1/4" H X 1 1/2" H - PLASTIC
010071-01-000	EA TEE-SANITARY, 1 1/2" HUB X HUB X HUB - PLASTIC - BLACK
004020-01-000	QT ADHESIVE-ABS CEMENT
010006-01-000	EA ELBOW-45 DEG, 1/8" BEND - 1 1/2" HUB X HUB - BLACK PLASTIC
010008-01-000	EA ELBOW-90 DEG, 1/4" BEND - 1 1/2" HUB X HUB - BLACK PLASTIC
010051-01-000	EA ELBOW-45 DEG BEND, 1 1/2" SPIGOT AND HUB - PLASTIC - BLACK
010061-01-000	EA ELBOW-45 DEGREE, STREET - 1/8" BEND - 3" S X H - PLASTIC

WINDOW, VENT & EXTERIOR DOOR GROUP (CONTINUED)

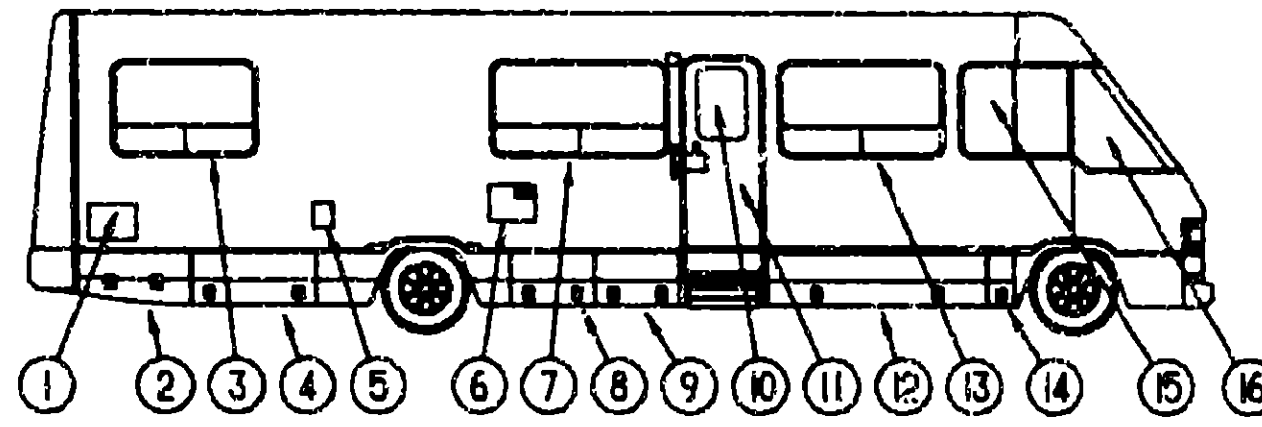
WINDOW, VENT & EXTERIOR DOOR GROUP (CONTINUED)

**1991 WINNEBAGO
TABLE OF CONTENTS**

INTRODUCTION	A-01 -	A-02
ABBREVIATIONS		A-03
ALPHABETICAL INDEX	A-04 -	A-06
WCN25RC	A-07 -	F-02
WCN34RQ	F-03 -	K-12



DRIVER SIDE WINDOWS & DOORS



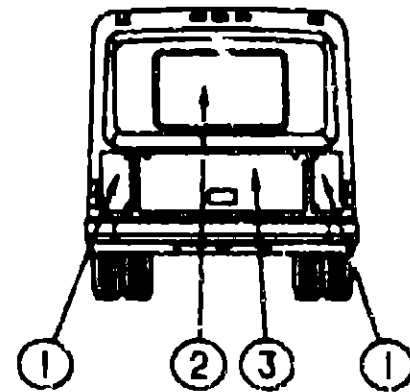
PASSENGER SIDE WINDOWS & DOORS

KEY PART NUMBER	U/M DESCRIPTION
1 091953-04-000	EA GLASS-CORNER VENT, DRIVER
2 M97816-02-AB6	EA DOOR-DRIVER
3 092481-03-B07	EA DOOR-STORAGE/BATTERY, W/LATCHES - 19 4" X 9 5
4 092481-01-B07	EA DOOR-STORAGE, W/LATCHES - 19 4" X 76 3" - BEIGE
5 092234-03-Y12	EA WINDOW-TIPOUT, DOUBLE - W/O INSIDE FRAME - 31 5" X 60 9"
6 092235-09-Y12	EA WINDOW-TIPOUT, W/O INSIDE FRAME - 25 5" X 25 4"
7 092481-04-B07	EA DOOR-STORAGE, W/LATCHES - 19 4" X 29 5"
8 093028-05-AB6	EA DOOR-FURNACE VENT, 19 4" X 15 8"
9 092481-03-B07	EA DOOR-STORAGE/WATER CENTER, W/LATCHES - 19 4" X 9 5
10 084103-01-000	EA DOOR-REFRIGERATOR, VENTED W/O JAMB - 8 3/4" X 19 5" - BEIGE
084104-01-700	EA LOCK-MALE, FASTENER - REFRIGERATOR DOOR
084104-01-701	EA LOCK-FEMALE, FASTENER - REFRIGERATOR DOOR
084104-01-000	EA JAMB-DOOR, VENTED REFRIGERATOR - BEIGE
11 092235-10-Y12	EA WINDOW-TIPOUT, W/O INSIDE FRAME - 15 8" X 25 5"
12 092481-08-B07	EA DOOR-STORAGE/SEWAGE TANK, W/LATCHES - 19 4" X 43 7" - BEIGE
13 092234-01-Y12	EA WINDOW-TIPOUT, DOUBLE - W/O INSIDE FRAME - 31 5" X 60 9"
14 092630-02-B07	EA DOOR-STORAGE/GENERATOR W/LATCHES - 40" TAPERED - BEIGE

KEY PART NUMBER	U/M DESCRIPTION
1 103173-02-01A	EA DOOR / JAMB - EXTERIOR SHOWER - WASHDOWN
2 092630-01-B07	EA DOOR-STORAGE, W/LATCHES - 40" TAPERED - BEIGE
3 092234-01-Y12	EA WINDOW-TIPOUT, DOUBLE - W/O INSIDE FRAME - 31 5" X 60 9"
4 092481-02-B07	EA DOOR-STORAGE/SEWAGE TANK, W/LATCHES - 19 4" X 43 7" - BEIGE
5 078010-04-000	EA DOOR-FUEL FILL W/JAMB - 7 3" X 9 7" - BEIGE
6 052009-02-000	EA DOOR-WATER HEATER, ATWOOD 5576-27 - BEIGE
7 092234-03-Y12	EA WINDOW-TIPOUT, DOUBLE - W/O INSIDE FRAME - 31 5" X 60 9"
8 092481-04-B07	EA DOOR STORAGE, W/LATCHES - 19 4" X 29 5" - BEIGE
9 092481-05-B07	EA DOOR-LP, W/LATCHES - 19 4" X 29 5" - BEIGE
10 079733-04-T03	EA WINDOW-PICTURE, W/O INSIDE FRAME - 17" X 25"
11 M01870-50-B07	EA DOOR-ENTRY, W/JAMB AND SCREEN DOOR
12 092481-01-B07	EA DOOR-STORAGE, W/LATCHES - 19 4" X 76 3" - BEIGE
13 092234-03-Y12	EA WINDOW-TIPOUT, DOUBLE - W/O INSIDE FRAME
14 092481-03-B07	EA DOOR-STORAGE/BATTERY, W/LATCHES - 19 4" X 9 5
15 093703-01-Y10	EA WINDOW-SLIDING, W/O INSIDE FRAME
16 091953-03-000	EA GLASS-CORNER VENT, PASSENGER

1991 WCN34RQ INDEX

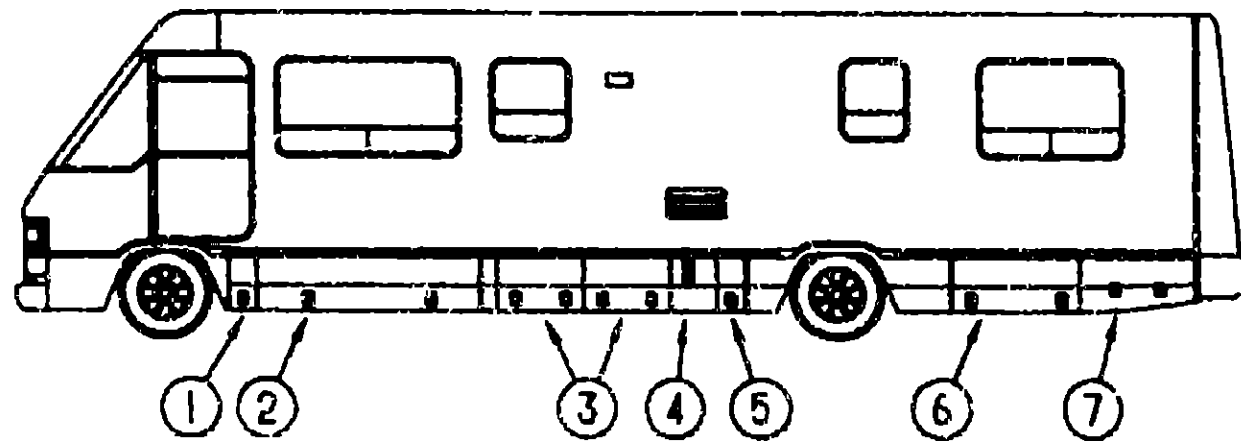
FLOOR PLAN	F-03 -	F-04
ACCESSORIES	F-05 -	F-14
BATH	F-15 -	F-18
BEDROOM	F-19 -	F-22
CHASSIS	F-23 -	G-10
C C & PAD	G-11 -	G-22
DINETTE	G-23 -	G-24
DRIVERS	H-01 -	H-08
ELECTRICAL	H-09 -	H-16
EXTERIOR BODY	H-17 -	H-22
GALLEY	H-23 -	I-06
HEATING & A/C	I-07 -	I-10
INTERIOR FINISH	I-11 -	I-14
LABELS	I-15 -	I-22
LP		I-23
LOUNGE	I-24 -	J-01
SEALANTS & FASTENERS	J-02 -	J-04
WATER & SEWAGE	J-05 -	J-09
WINDOW, VENT AND EXTERIOR DOOR	J-10 -	K-12



BACKWALL ESCAPE WINDOW AND DOORS

KEY PART NUMBER	U/M DESCRIPTION
1 092981-01-Y10	EA DOOR-COMPARTMENT, W/LOCK & KEY - 15 3" X 25 6" - BEIGE
2 087385-04-Y12	EA WINDOW ESCAPE, W/O INSIDE FRAME - 30 1/2" X 46 8"
3 092982-01-Y10	EA DOOR-SPARE TIRE, W/LOCKS - 26 8" X 41 3" - BEIGE
092252-01-000	EA COMPARTMENT-SPARE TIRE
077384-01-000	EA PLATE-PIN, LADDER - 1 6" X 1 6" - 4 SM HOLES-1 LRG HOLE
077385-01-000	EA PIN-PIVOT - FOR 077384-01-000
077399-01-000	EA RETAINER SPARE TIRE, 2" X 7 9" - HOLE IN MIDDLE
064081-01-000	EA NUT-WING, 3/8" X 16 THREAD
077408-02-000	EA LOCK-KEY TYPE
082684-01-700	EA KEY-COMPARTMENT DOOR LOCK, BH024
090340-01-000	FT SEAL-FOAM, CLOSED CELL - 1/4" X 1/2" X 50'
100128-01-000	FT SEAL-PILE, ADHESIVE BACK - GRAY
009066-01-000	EA HINGE-ALUMINUM, NO HOLES - 1 1/16" X 72" - UNPAINTED

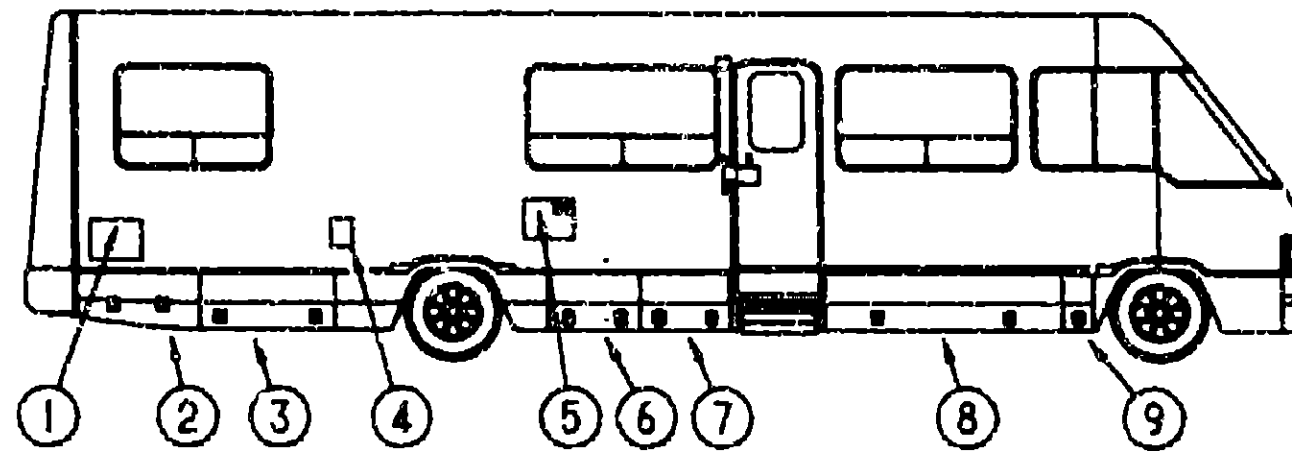
WINDOW, VENT & EXTERIOR DOOR GROUP (CONTINUED)



DRIVERS SIDE

KEY PART NUMBER	U/M DESCRIPTION
1 092481-03-B07	EA DOOR-STORAGE/BATTERY/WATER CENTER, W/LATCHES - 19 4" X 9 5"
092357-01-01A	EA HINGE-COMPARTMENT DOOR, 76" - BEIGE
085730-09-000	EA LATCH-PADDLE, W/KEY LOCK - PLASTIC - BEIGE
082684-01-700	EA KEY-COMPARTMENT DOOR LOCK, BH024
2 092481-01-B07	EA DOOR-STORAGE, W/LATCHES - 19 4" X 76 3"
092357-01-01A	EA HINGE-COMPARTMENT DOOR, 76" - BEIGE
085730-09-000	EA LATCH-PADDLE, W/KEY LOCK - PLASTIC - BEIGE
082684-01-700	EA KEY-COMPARTMENT DOOR LOCK, BH024
3 092481-04-B07	EA DOOR-STORAGE, W/LATCHES - 19 4" X 29 5"
092357-01-01A	EA HINGE-COMPARTMENT DOOR, 76" - BEIGE
085730-09-000	EA LATCH-PADDLE, W/KEY LOCK - PLASTIC - BEIGE
082684-01-700	EA KEY-COMPARTMENT DOOR LOCK, BH024
4 093028-05-A36	EA DOOR-FURNACE VENT, 19 4" X 15 8" - BEIGE
092263-01-000	EA PANEL-EXHAUST, FURNACE - 14" X 14 6" - GALVANIZED
092357-01-01A	EA HINGE-COMPARTMENT DOOR, 76" - BEIGE
5 092481-03-B07	EA DOOR-STORAGE/WATER CENTER, W/LATCHES - 19 4" X 9 5"
092357-01-01A	EA HINGE-COMPARTMENT DOOR, 76" - BEIGE
085730-09-000	EA LATCH-PADDLE, W/KEY LOCK - PLASTIC - BEIGE
082684-01-700	EA KEY-COMPARTMENT DOOR LOCK, BH024
6 092481-08-B07	EA DOOR-STORAGE/SEWAGE TANK, W/LATCHES - 19 4" X 43 7" - BEIGE
085730-12-000	EA LATCH-PADDLE, W/O KEY LOCK - PLASTIC - BEIGE
092357-01-01A	EA HINGE-COMPARTMENT DOOR, 76" - BEIGE
7 092630-02-B07	EA DOOR-STORAGE/GENERATOR, W/LATCHES - 40" TAPERED
085730-12-000	EA LATCH-PADDLE, W/O KEY LOCK - PLASTIC - BEIGE
092357-01-01A	EA HINGE-COMPARTMENT DOOR, 76" - BEIGE
084103-01-000	EA DOOR-REFRIGERATOR, VENTED W/O JAMB - BEIGE
084104-01-700	EA LOCK-MALE, FASTENER - REFRIGERATOR DOOR
084104-01-701	EA LOCK-FEMALE, FASTENER - REFRIGERATOR DOOR
084104-01-000	EA JAMB-DOOR, VENTED REFRIGERATOR - BEIGE

WINDOW, VENT & EXTERIOR DOOR GROUP (CONTINUED)



PASSENGERS SIDE

KEY PART NUMBER	U/M DESCRIPTION
1 103173-02-01A	EA DOOR/JAMB - EXTERIOR SHOWER - WASHDOWN
2 092630-01-B07	EA DOOR-STORAGE, W/LATCHES - 40" TAPERED
092357-01-01A	EA HINGE-COMPARTMENT DOOR, 76" - BEIGE
085730-09-000	EA PADDLE LATCH-COMPARTMENT DOOR, W/KEY LOCK - PLASTIC - BEIGE
082684-01-700	EA KEY-COMPARTMENT DOOR LOCK, BH024
2 092481-02-B07	EA DOOR-STORAGE/SEWAGE, W/LATCHES - 19 4" X 43 7"
092357-01-01A	EA HINGE-COMPARTMENT DOOR, 76" - BEIGE
085730-09-000	EA LATCH-PADDLE, W/KEY LOCK - PLASTIC - BEIGE
082684-01-700	EA KEY-COMPARTMENT DOOR LOCK, BH024
4 078010-04-000	EA DOOR-FUEL FILL W/JAMB - BEIGE
077408-02-000	EA LOCK-KEY TYPE
078200-01-000	EA GASKET-DOOR, FUEL FILL - 3 5"OD X 2"ID
072447-04-000	EA SHROUD-FUEL FILL
083578-01-000	EA BOOT-FUEL, FILL
084235-01-000	EA SUPPORT-FLANGE, FUEL FILL BOOT
5 052009-02-000	EA DOOR-WATER HEATER, ATWOOD 5576-27 - BEIGE
6 092481-04-B07	EA DOOR-STORAGE, W/LATCHES - 19 4" X 29 5"
092357-01-01A	EA HINGE-COMPARTMENT DOOR, 76" - BEIGE
085730-09-000	EA PADDLE LATCH-COMPARTMENT DOOR, W/KEY LOCK - PLASTIC - BEIGE
082684-01-700	EA KEY-COMPARTMENT DOOR LOCK, BH024
7 092481-05-B07	EA DOOR-LP, W/LATCHES - 19 4" X 29 5"
085730-12-000	EA LATCH-PADDLE, W/O KEY LOCK - PLASTIC - BEIGE
092357-01-01A	EA HINGE-COMPARTMENT DOOR, 76" - BEIGE
M01870-50-B07	EA DOOR-ENTRY, W/JAMB AND SCREEN DOOR
8 092481-01-B07	EA DOOR-STORAGE, W/LATCHES - 19 4" X 76 3"
092357-01-01A	EA HINGE-COMPARTMENT DOOR, 76" - BEIGE
085730-09-000	EA LATCH-PADDLE, W/KEY LOCK - PLASTIC - BEIGE
082684-01-700	EA KEY-COMPARTMENT DOOR LOCK, BH024
9 092481-03-B07	EA DOOR-STORAGE/BATTERY, W/LATCHES - 19 4" X 9 5"
092357-01-01A	EA HINGE-COMPARTMENT DOOR, 76" - BEIGE
085730-09-000	EA LATCH-PADDLE, W/KEY LOCK - PLASTIC - BEIGE
082684-01-700	EA KEY-COMPARTMENT DOOR LOCK, BH024

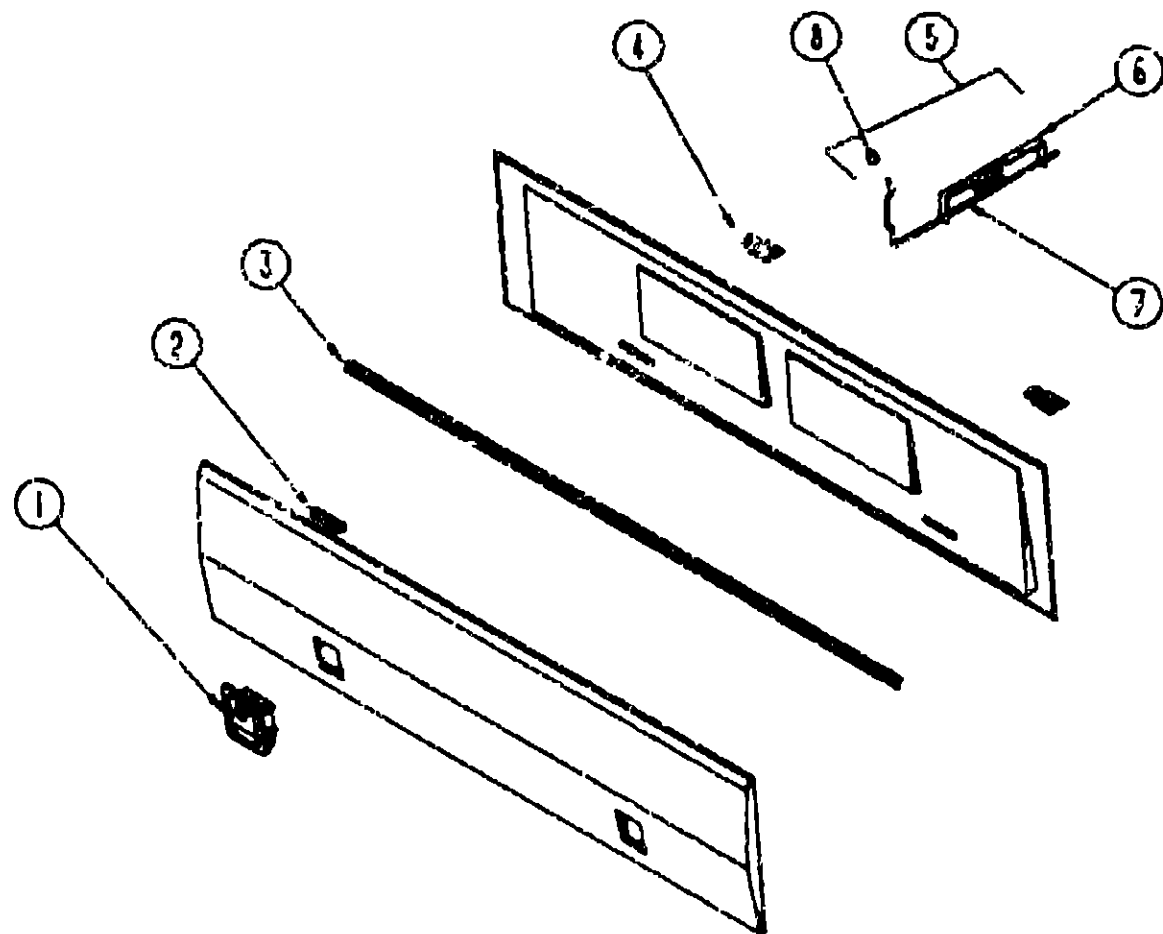
**1991 WINNEBAGO
TABLE OF CONTENTS**

INTRODUCTION	A-01 - A-02
ABBREVIATIONS	A-03
ALPHABETICAL INDEX	A-04 - A-06
WCN25RC	A-07 - F-02
WCN34RQ	F-03 - K-12

1991 WCN34RQ INDEX

FLOOR PLAN	F-03 - F-04
ACCESSORIES	F-05 - F-14
BATH	F-15 - F-18
BEDROOM	F-19 - F-22
CHASSIS	F-23 - G-10
C/G & PAD	G-11 - G-22
DINETTE	G-23 - G-24
DRIVERS	H-01 - H-08
ELECTRICAL	H-09 - H-16
EXTERIOR BODY	H-17 - H-21
GALLEY	H-23 - I-06
HEATING & A/C	I-07 - I-10
INTERIOR FINISH	I-11 - I-14
LABELS	I-15 - I-22
LP	I-23
LOUNGE	I-24 - J-01
SEALANTS & FASTENERS	J-02 - J-04
WATER & SEWAGE	J-05 - J-09
WINDOW, VENT AND EXTERIOR DOOR	J-10 - K-12

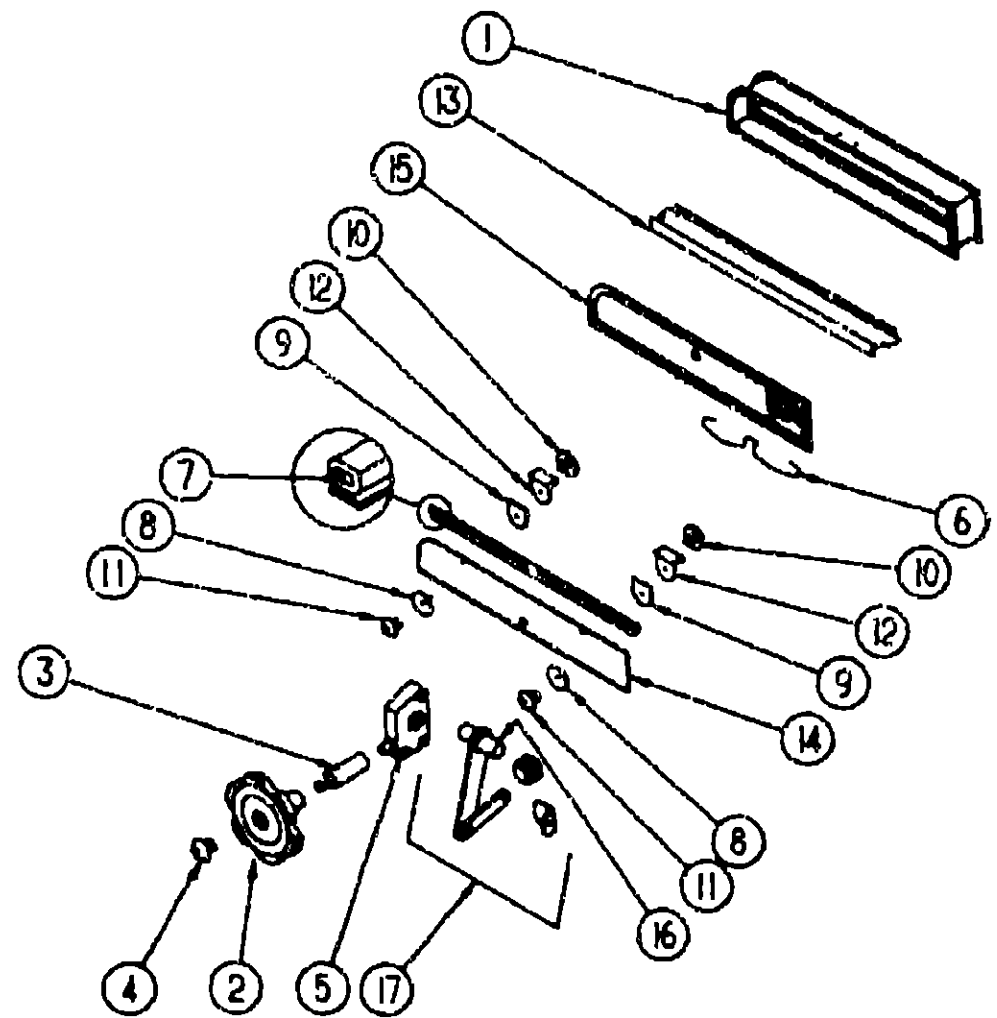
WINDOW, VENT & EXTERIOR DOOR GROUP (CONTINUED)



COMPARTMENT DOOR HARDWARE & SEALS

KEY PART NUMBER	U/M DESCRIPTION
1 085730-01-000	EA LATCH-PADDLE, W/KEY LOCK - PLASTIC - BEIGE
082684-01-700	EA KEY-COMPARTMENT DOOR LOCK, BH024
1 085730-04-000	EA LATCH-PADDLE, W/O KEY LOCK - PLASTIC - BEIGE
077408-02-000	EA LOCK-KEY TYPE
079927-03-000	EA LOCK-TWIST TYPE
2 079368-01-000	FT SEAL-BULB, W/WIRED U CHANNEL - 37" X 57" CHANNEL - BLKS
3 092357-01-01A	EA HINGE-COMPARTMENT DOOR, 76"
101929-01-01A	EA HINGE-COMPARTMENT DOOR 1 1/16" WIDE (BACKWALL DOORS)
009066-01-000	EA HINGE-COMPARTMENT DOOR, 1 1/16" WIDE X 6" - UNPAINTED
4 093061-01-02A	EA STRIKER-DOOR LUGGAGE, BLACK
094397-02-000	EA STRIKER-DOOR, GENERATOR
093718-01-000	EA PLATE-STRIKE, COMPARTMENT - 3 4" X 2 5" FLAT - STEEL - BLK
5 092644-02-Y12	EA PROP ROD-COMPARTMENT DOOR, W/SPRING & BRACKET
6 092639-01-000	EA BRACKET-DOOR PROP
7 092469-01-000	EA SPRING #020-050 COMP
8 039984-01-000	EA CAP-ROUND, VINYL - 28" ID X 62" LONG - BLACK
094376-02-000	EA ROD-PROP (GENERATOR/LP)
094376-01-000	EA ROD-PROP (HOLDING TANK)
090340-01-000	FT SEAL-FOAM, CLOSED CELL - 1/4" X 1/2" X 50'
004363-01-000	FT TAPE-ADHESIVE FOAM, ONE SIDE - 3/16" X 1/2" X 50' - GRAY
100128-01-000	FT SEAL-PILE, ADHESIVE BACK - GRAY
081113-01-000	EA BUSHING-FLANGE, PLASTIC - WHITE
093305-01-01A	FT TRIM EDGE, C-TYPE - WIRE CARRIER - 35" X 24" - VINYL

WINDOW, VENT & EXTERIOR DOOR GROUP (CONTINUED)



DRIVER DOOR UPPER TIPOUT WINDOW

KEY PART NUMBER	U/M DESCRIPTION
1 092974-01-Y12	EA WINDOW ASM-UPPER TIPOUT - 4 5" X 27 9" GLASS - OVHD BUNK ONLY
2 009439-05-000	EA KNOB-CRANK, TIPOUT WINDOW - METAL - BLACK
3 009439-06-000	EA EXTENSION-CRANK KNOB, 9" - METAL - BLACK
4 009439-07-000	EA SCREW-# 32 X 1 1/4 POH - BLACK
5 035302-01-000	EA OPERATOR-TORQUE, TIPOUT WINDOW
6 081247-02-000	EA CLIP-SCREEN, PLASTIC - BLACK
081649-01-000	EA RING-SNAP, 7/32 SHAFT DIAMETER 7
084067-01-000	FT SEAL-E SHAPED, SPONGE - TIPOUT WINDOW - 42" X 44" - BLACK FROM 00-00-00 THRU 03-03-91
7 084067-02-000	FT SEAL-E SHAPED, SPONGE - TIPOUT WINDOW - 42" X 38" - BLACK FROM 03-04-91 THRU 99-99-99
8 084453-01-000	EA WASHER-06" X 5" X 135" - PLASTIC
8 084453-02-000	EA WASHER-06" X 5" X 25" - PLASTIC
9 074473-01-000	EA SEAL-FLAT, W/CENTER HOLE & ADHESIVE SIDE - 8" X 9" - BLK
085315-01-000	EA RIVET-SHOULDER, TIPOUT WINDOW
10 086762-01-000	EA T NUT 10-32
11 086763-01-000	EA SCREW-MACH, 10 - 32 X 1/4 PTH
12 089913-01-000	EA HINGE-TIPOUT WINDOW, BLACK
13 092628-01-01A	EA MULLION-WINDOW, DOOR - BLACK
14 092970-01-000	EA GLASS-TIPOUT, 4 5" X 27 9"
15 095954-01-Y12	EA SCREEN-SINGLE TIPOUT, 1 RADIUS CORNER - 6" X 29 2"
002291-02-000	FT SCREENING-ROOF VENT/WINDOW, 16" - BLACK
100240-01-000	FT SPLINE-SCREEN, T-SHAPED
16 096264-01-000	EA TUBE ASM-TORQUE
17 097578-02-000	EA LINKAGE ASM-TIPOUT

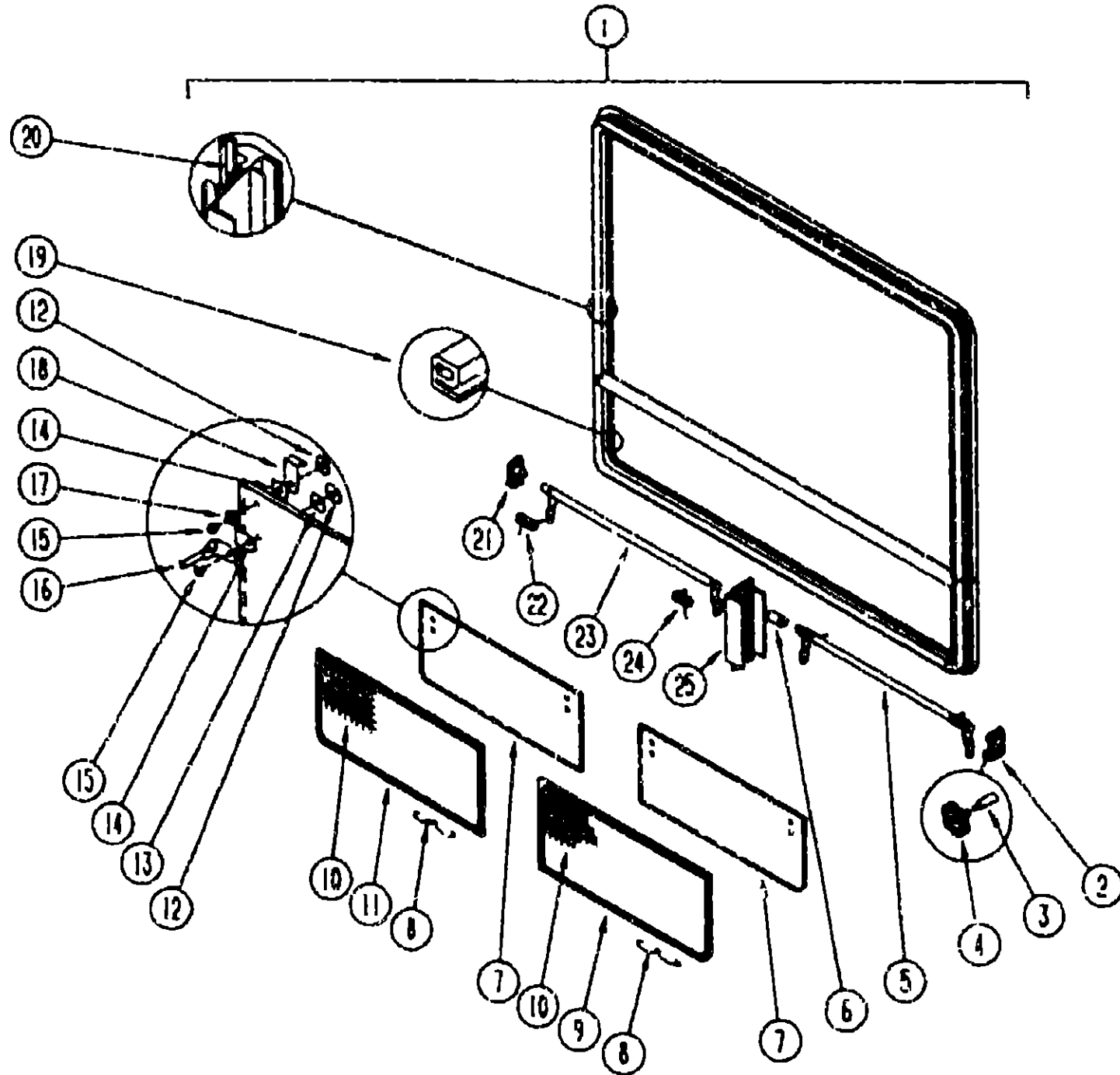
1991 WINNEBAGO TABLE OF CONTENTS

INTRODUCTION	A-01 - A-02
ABBREVIATIONS	A-03
ALPHABETICAL INDEX	A-04 - A-06
WCN25RC	A-07 - F-02
WCN34RQ	F-03 - K-12

1991 WCN34RQ INDEX

FLOOR PLAN	F-03 - F-04
ACCESSORIES	F-05 - F-14
BATH	F-15 - F-18
BEDROOM	F-19 - F-22
CHASSIS	F-23 - G-10
C C & PAD	G-11 - G-22
DINETTE	G-23 - G-24
DRIVERS	H-01 - H-08
ELECTRICAL	H-09 - H-16
EXTERIOR BODY	H-17 - H-22
GALLEY	H-23 - I-06
HEATING & A/C	I-07 - I-10
INTERIOR FINISH	I-11 - I-14
LABELS	I-15 - I-22
LP	I-23
LOUNGE	I-24 - J-01
SEALANTS & FASTENERS	J-02 - J-04
WATER & SEWAGE	J-05 - J-09
WINDOW, VENT AND EXTERIOR DOOR	J-10 - K-12

WINDOW, VENT & EXTERIOR DOOR GROUP (CONTINUED)
DRIVER AND PASSENGER SIDE BEDROOM WINDOWS



KEY PART NUMBER	U/M	DESCRIPTION
090893-07-01A	EA	FRAME-WINDOW, INSIDE - 31 4" X 60 9" - BLACK
1 092234-01-Y12	EA	WINDOW-TIPOUT, DOUBLE - W/O INSIDE FRAME - 31 5" X 60 9" STATIONARY GLASS IS NOT AVAILABLE - ORDER ENTIRE ASSEMBLY
000G39-06-16T	EA	SCREW-SF/DR, 6-20 X 1 PPH - BLACK
2 035302-02-000	EA	OPERATOR-TORQUE, TIPOUT WINDOW - LEFT
3 090025-01-000	EA	EXTENSION-WINDOW CONTROL
4 101290-01-01A	EA	KNOB-OPERATOR, TIPOUT WINDOW - BRASS
5 083227-06-000	EA	TUBE-TORQUE, WINDOW - - BEIGE
6 088916-51-001	EA	TUBE-EXTRUDED, 02" ID X 035" OD X 1 2' LONG - ALUMINUM
7 084068-20-000	EA	GLASS-TIPOUT, 9 2" X 20 4"
8 100168-01 000	EA	CLIP-SPRING, SCREEN
9 100234-02-B07	EA	SCREEN-DOUBLE TIPOUT WINDOW, FRONT DR SIDE/REAR PASS SIDE
10 080218-03-000	SF	SCREEN-FIBERGLASS, 12" WIDE
100240-01-000	FT	SPLINE-SCREEN T-SHAPED
081377-01-700	EA	ADHESIVE-CYANOACRYLATE, 10 GRAM TUBE
11 100234-01-B07	EA	SCREEN-DOUBLE TIPOUT WINDOW, REAR DR SIDE/FRONT PASS SIDE
12 086762-01-000	EA	T NUT 10-32
13 068927-03-000	EA	SEAL-WINDOW, RUBBER - ROUND - 80" DIA - BLACK
14 084473-01-000	EA	SEAL-RUBBER, TIPOUT WINDOW
15 086763-01-000	EA	SCREW-MACH, 10 - 32 X 1/4 PTH
16 097578-01-000	EA	LINKAGE-TIPOUT WINDOW
084453-01-000	EA	WASHER-060 X 50 X .135 - PLASTIC
085315-01-000	EA	RIVET-SHOULDER, TIPOUT WINDOW
081648-01-000	EA	RING-SNAP, 7/32 SHAFT DIAMETER
101289-01-01A	EA	SCREW-MACHINE, 8-32 X 4 - POH - BRASS - FOR EXTENDED KNOB
17 084453-02-000	EA	WASHER-060 X 50 X .135 - PLASTIC
18 089913-01-000	EA	HINGE-TIPOUT WINDOW, BLACK
19 084067-02-000	FT	SEAL-E SHAPED, SPONGE - TIPOUT WINDOW - 4" X 4" - BLACK
20 069640-11-000	EA	SEALER-TAPE, 3/16" X 3/8" BLACK
21 035302-01-000	EA	OPERATOR-TORQUE, TIPOUT WINDOW - RIGHT
038886-01-000	EA	TAPE-BUTYL, 31" X 31" X 148" LONG
22 080918-02-000	EA	SPRING-TORQUE TUBE, LEFT
23 083228-06-000	EA	TUBE-TORQUE, WINDOW - REAR DRIVER/FRONT PASSENGER
24 080918-01-000	EA	SPRING-TORQUE TUBE, RIGHT
25 008803-01-01A	EA	MULLION-VERTICAL, 9 5" LONG - ALUMINUM - BLACK

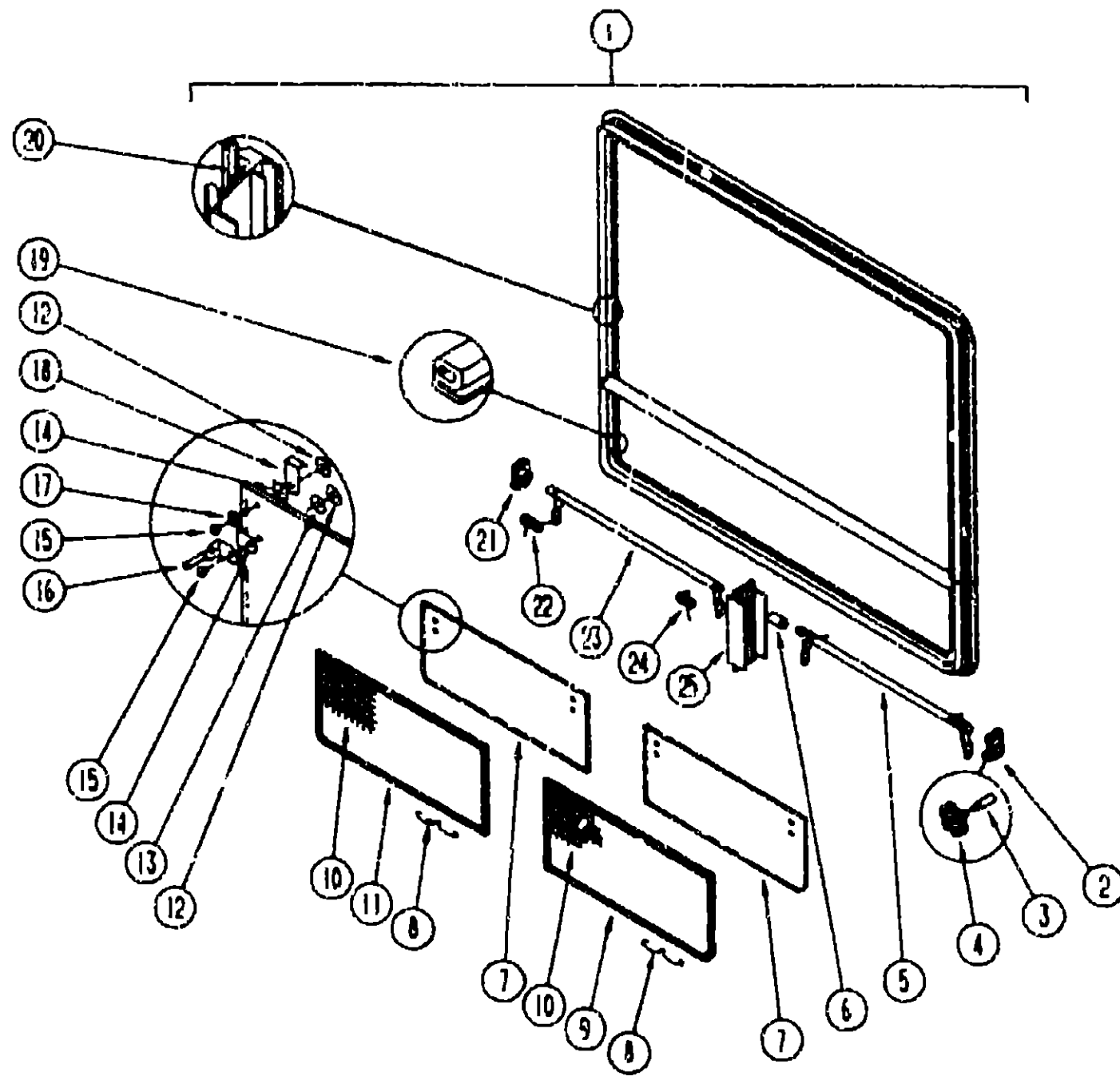
1991 WINNEBAGO
TABLE OF CONTENTS

INTRODUCTION	A-01 -	A-02
ABBREVIATIONS		A-03
ALPHABETICAL INDEX	A-04 -	A-06
WCN25RC	A-07 -	F-02
WCN34RQ	F-03 -	K-12

1991 WCN34RQ INDEX

FLOOR PLAN	F-03 -	F-04
ACCESSORIES	F-05 -	F-14
BATH	F-15 -	F-18
BEDROOM	F-19 -	F-22
CHASSIS	F-23 -	G-10
C C & PAD	G-11 -	G-22
DINETTE	G-23 -	G-24
DRIVERS	H-01 -	H-08
ELECTRICAL	H-09 -	H-16
EXTERIOR BODY	H-17 -	H-22
GALLEY	H-23 -	I-06
HEATING & A/C	I-07 -	I-10
INTERIOR FINISH	I-11 -	I-14
LABELS	I-15 -	I-22
LP		I-23
LOUNGE	I-24 -	J-01
SEALANTS & FASTENERS	J-02 -	J-04
WATER & SEWAGE	J-05 -	J-09
WINDOW, VENT AND EXTERIOR DOOR	J-10 -	K-12

WINDOW, VENT & EXTERIOR DOOR GROUP (CONTINUED)
DINETTE & LOUNGE WINDOWS



KEY PART NUMBER	U/M	DESCRIPTION
090883-09-01A	EA	FRAME-WINDOW, INSIDE - 31 4" X 60 9" - BLACK
1 092234-03-Y12	EA	WINDOW-TIPOUT, DOUBLE - W/O INSIDE FRAME - 31 5" X 60 9" STATIONARY GLASS IS NOT AVAILABLE - ORDER ENTIRE ASSEMBLY
000G39-06-16T	EA	SCREW-SF/DR, 6 20 X 1 PPH - BLACK
2 035302-02-000	EA	OPERATOR-TORQUE, TIPOUT WINDOW - LEFT
3 090025-01-000	EA	EXTENSION-WINDOW CONTROL
4 101290-01-01A	EA	KNOB-OPERATOR, TIPOUT WINDOW - BRASS
5 083227-08-000	EA	TUBE-TORQUE, WINDOW - FRONT DRIVER/REAR PASSENGER
6 088816-51-001	EA	TUBE-EXTRUDED, 02"ID X 035"OD X 1 2" LONG - ALUMINUM
7 084068-22-000	EA	GLASS-TIPOUT, 9 2" X 29 9"
8 100168-01-000	EA	CLIP-SPRING, SCREEN
9 100234-02-B07	EA	SCREEN-DOUBLE TIPOUT WINDOW, FRONT DR SIDE/REAR PASS SIDE
10 080218-03-000	SF	SCREEN-FIBERGLASS 12" WIDE
100240-01-000	FT	SPLINE-SCREEN, T-SHAPED
081377-01-700	EA	ADHESIVE-CYANOACRYLATE, 10 GRAM TUBE
11 100234-01-B07	EA	SCREEN-DOUBLE TIPOUT WINDOW, REAR DR SIDE/FRONT PASS SIDE
12 086762-01-000	EA	T NUT 10-32
13 068927-03-000	EA	SEAL-WINDOW, RUBBER - ROUND - 80" DIA - BLACK
14 084473-01-000	EA	SEAL-RUBBER, TIPOUT WINDOW
15 086763-01-000	EA	SCREW-MACH, 10 - 32 X 1/4 PTH
16 097578-01-000	EA	LINKAGE-TIPOUT WINDOW
084453-01-000	EA	WASHER-060 X 50 X 135 - PLASTIC
085315-01-000	EA	RIVET-SHOULDER, TIPOUT WINDOW
091649-01-000	EA	RING-SNAP, 7/32 SHAFT DIAMETER
101259-01-01A	EA	SCREW-MACHINE, 8-32 X 4 - POH - BRASS - FOR EXTENDED KNOB
17 084463-02-000	EA	WASHER-060 X 50 X 135 - PLASTIC
18 089913-01-000	EA	HINGE-TIPOUT WINDOW, BLACK
19 084067-02-000	FT	SEAL-E SHAPED, SPONGE - TIPOUT WINDOW - 4" X 4" - BLACK
20 069640-11-000	EA	SEALER-TAPE, 3/16"X3/8" BLACK
21 035302-01-000	EA	OPERATOR-TORQUE, TIPOUT WINDOW - RIGHT
038886-01-000	EA	TAPE-BUTYL, 31" X 31" X 148" LONG
22 080918-02-000	EA	SPRING-TORQUE TUBE, LEFT
23 083228-08-000	EA	TUBE-TORQUE, WINDOW - REAR DRIVER-FRONT PASSENGER
24 080918-01-000	EA	SPRING-TORQUE TUBE, RIGHT
25 088803-01-01A	EA	MULLION-VERTICAL, 9 5" LONG - ALUMINUM - BLACK

1991 WINNEBAGO
TABLE OF CONTENTS

INTRODUCTION	A-01 -	A-02
ABBREVIATIONS		A-03
ALPHABETICAL INDEX	A-04 -	A-05
WCN25RC	A-07 -	F-02
WCN34RQ	F-03 -	K-12

1991 WCN34RQ INDEX

FLOOR PLAN	F-03 -	F-04
ACCESSORIES	F-05 -	F-14
BATH	F-15 -	F-18
BEDROOM	F-19 -	F-22
CHASSIS	F-23 -	G-10
C C & PAD	G-11 -	G-22
DINETTE	G-23 -	G-24
DRIVERS	H-01 -	H-08
ELECTRICAL	H-09 -	H-16
EXTERIOR BODY	H-17 -	H-22
GALLEY	H-23 -	I-08
HEATING & A/C	I-07 -	I-10
INTERIOR FINISH	I-11 -	I-14
LABELS	I-15 -	I-22
LP		I-23
LOUNGE	I-24 -	J-01
SEALANTS & FASTENERS	J-02 -	J-04
WATER & SEWAGE	J-05 -	J-09
WINDOW, VENT AND EXTERIOR DOOR	J-10 -	K-12

WINDOW, VENT & EXTERIOR DOOR GROUP (CONTINUED)

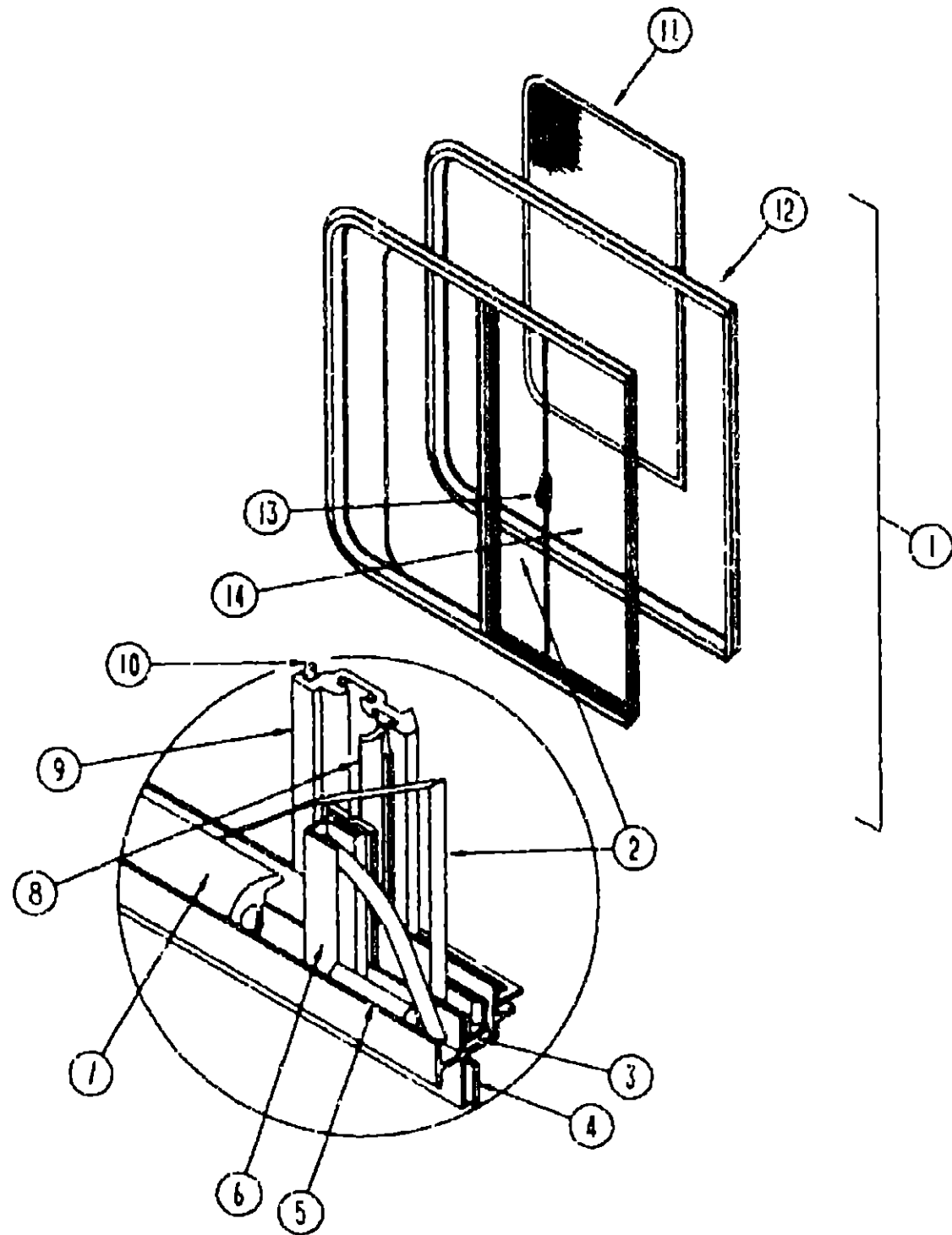
PASSENGER SIDE SLIDING CAB WINDOW

KEY PART NUMBER

- 1 093703-01-Y10
- 2 081990-11-000
- 3 042077-01-000
- 4 069640-11-000
- 5 050216-02-000
- 6 002388-03-209
- 7 041928-02-000
- 8 073740-01-000
- 9 084170-09-000
- 10 092665-01-Y10
- 11 092664-01-Y10
- 12 092538-01-Y10
- 13 047369-01-700
- 14 057656-12-000

U/M DESCRIPTION

- EA WINDOW ASM-SINGLE SLIDER - W/O INSIDE FRAME
- EA GLASS-SLIDER 30 4 X 18 5"
- FT CHANNEL-WDO-GLASS RUN 3/16
- FT SEALER-TAPE, 3/16"X3/8" BLACK
- FT SPLINE-VINYL GLASS 19 BLK
- EA SCREW-1/4-14X3/8 HWH BLK
- EA EXTR-PDR BLK, GLS HLDR, 29 57
- EA PAD-FELT-3/8 DIA
- FT SEAL-WDO-CHANNEL USE 3/16 GL
- FT SEAL-FIN, 460 PILE HEIGHT
- FT SEAL-WEATHER, C-FOLD 500
- EA MULLION-SLIDER, WINDOW BLACK - 29 8" LONG
- EA FRAME ASM-WDO, INSIDE, SCREEN
- EA SCREW-SF/DR-6-20X1 00 PPH
- EA BLOCK-WINDOW-1/8X3/16X1
- EA SCREEN ASSEMBLY
- FT SCREENING F.OOF VENT/WINDOW, 16" - BLACK
- FT SPLINE-VENT/WINDOW SCREEN, 128 DIAMETER - BLACK
- EA HOLDER-UPPER SCREEN, EXTRUDED PLASTIC - 9 5" - BLACK
- EA HOLDER-LOWER SCREEN, EXTRUDED PLASTIC - 9 5" - BLACK
- EA FRAME-WINDOW, INSIDE
- EA LATCH KIT-WINDOW, PLASTIC
- EA GLASS- 19X30 43X15 70



1991 WINNEBAGO TABLE OF CONTENTS

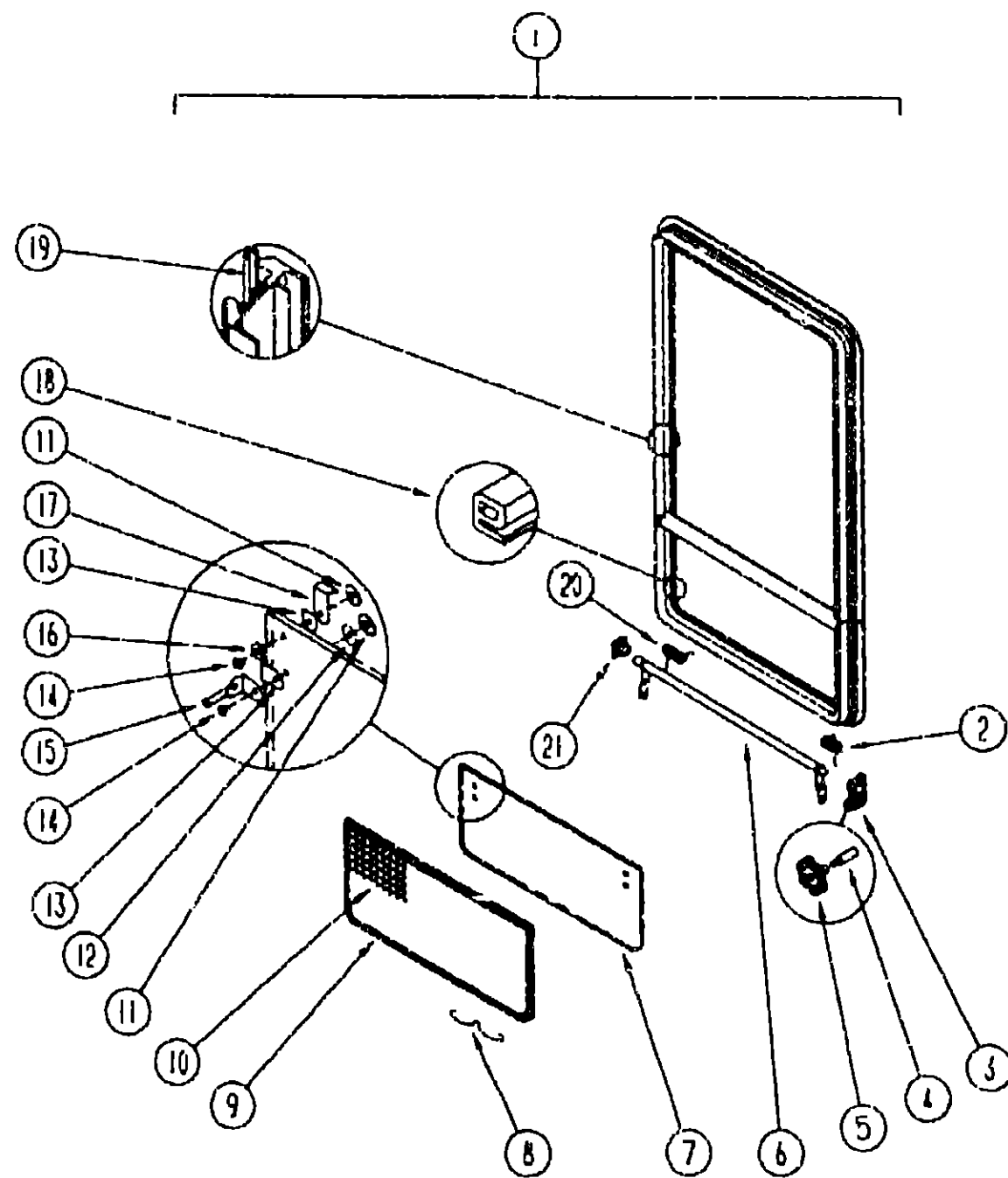
INTRODUCTION	A-01 - A-02
ABBREVIATIONS	A-03
ALPHABETICAL INDEX	A-04 - A-05
WCN25RC	A-07 - F-02
WCN34RQ	F-03 - K-12

1991 WCN34RQ INDEX

FLOOR PLAN	F-03 - F-04
ACCESSORIES	F-05 - F-14
BATH	F-15 - F-18
BEDROOM	F-19 - F-22
CHASSIS	F-23 - G-10
C/C & PAD	G-11 - G-22
DI-LLETTE	G-23 - G-24
DRIVERS	H-01 - H-08
ELECTRICAL	H-09 - H-16
EXTERIOR BODY	H-17 - H-22
GALLEY	H-23 - I-06
HEATING & A/C	I-07 - I-10
INTERIOR FINISH	I-11 - I-14
LABELS	I-15 - I-22
LP	I-23
LOUNGE	I-24 - J-01
SEALANTS & FASTENERS	J-02 - J-04
WATER & SEWAGE	J-05 - J-09
WINDOW, VENT AND EXTERIOR DOOR	J-10 - K-12

WINDOW, VENT & EXTERIOR DOOR GROUP (CONTINUED)

GALLEY WINDOW



KEY PART NUMBER	U/M DESCRIPTION
090893-02-01A	EA FRAME-WINDOW, INSIDE - 25 3" X 25 3" - BLACK
1 092235-09-Y12	EA WINDOW-TIPOUT, W/O INSIDE FRAME - 25 5" X 25 4" - STATIONARY GLASS IS N/A DUE TO MANUFACTURING TECHNIQUE
000G39-06-16T	EA SCREW-SF/DR, 6-20 X 1 PPH - BLACK
2 080918-01-000	EA SPRING-TORQUE TUBE, RIGHT
3 035302-02-000	EA OPERATOR-TORQUE, TIPOUT WINDOW - LEFT
4 009439-06-000	EA EXTENSION-CRANK HANDLE, WINDOW/ROOF VENT - 9" - BLACK
5 009439-05-000	EA KNOB-OPERATOR, TIPOUT WINDOW - BLACK
009439-07-000	EA SCREW, 8-32 X 1 1/4 POH - BLACK
6 083150-10-000	EA TUBE ASM - TORQUE, WINDOW
7 084068-15-000	EA GLASS-TIPOUT, 9 2" X 24 5"
8 100168-01-000	EA CLIP-SPRING, SCREEN
9 100235-02-B07	EA SCREEN-SINGLE TIPOUT WINDOW
10 080218-03-000	SF SCREEN FIBERGLASS, 12" WIDE
100240-01-000	FT SPLINE-SCREEN, T-SHAPED
11 086762-01-000	EA T NUT 10-32
12 068927-03-000	EA SEAL-WINDOW, RUBBER - ROUND - 80" DIA. - BLACK
13 084473-01-000	EA SEAL-RUBBER, TIPOUT WINDOW
14 086763-01-000	EA SCREW-MACH, 10 - 32 X 1/4 PTH
15 097578-01-000	EA LINKAGE-TIPOUT WINDOW
081649-01-000	EA RING - SNAP, 7/32 SHAFT DIA
084453-01-000	EA WASHER-060 X 50 X 135 - PLASTIC
085315-01-000	EA RIVET-SHOULDER, TIPOUT WINDOW
16 084453-02-000	EA WASHER-060 X 50 X 250 - PLASTIC
17 089913-01-000	EA HINGE-TIPOUT WINDOW, BLACK
18 084067-02-000	FT SEAL-E SHAPED, SPONGE - TIPOUT WINDOW - 4" X 4" - BLACK
19 069640-11-000	EA SEALER-TAPE 3/16"X3/8" BLACK
20 080918-02-000	EA SPRING-TORQUE TUBE, LEFT
21 081354-01-000	EA SLEEVE-TORQUE TUBE, TIPOUT WINDOW - 1 3" X 1 2" X 7"

BATH WINDOW

KEY PART NUMBER	U/M DESCRIPTION
090893-15-01A	EA FRAME-WINDOW, INSIDE - 25 5" X 15 9" - BLACK
1 092235-10-Y12	EA WINDOW-TIPOUT, W/O INSIDE FRAME - 15 8" X 25 5" - STATIONARY GLASS IS N/A DUE TO MANUFACTURING TECHNIQUES
000G39-06-16T	EA SCREW-SF/DR, 6-20 X 1 PPH - BLACK
2 080918-01-000	EA SPRING-TORQUE TUBE, RIGHT
3 035302-02-000	EA OPERATOR-TORQUE, TIPOUT WINDOW - LEFT
4 090025-01-000	EA EXTENSION-WINDOW CONTROL
5 101290-01-U1A	EA KNOB-OPERATOR, TIPOUT WINDOW - BRASS
101289-01-01A	EA SCREW-MACHINE, 8 32 X 4 - POH - BRASS - FOR EXTENDED KNOB
6 083150-09-000	EA TUBE ASM - TORQUE, WINDOW
7 084068-14-000	EA GLASS-TIPOUT, 9" X 15"
8 100168-01-000	EA CLIP-SPRING, SCREEN
9 100235-02-B07	EA SCREEN-SINGLE TIPOUT WINDOW
10 080218-03-000	SF SCREEN FIBERGLASS, 12" WIDE
100240-01-000	FT SPLINE-SCREEN, T-SHAPED
11 086762-01-000	EA T NUT 10-32
12 068927-03-000	EA SEAL-WINDOW, RUBBER - ROUND - 80" DIA. - BLACK
13 084473-01-000	EA SEAL-RUBBER, TIPOUT WINDOW
14 086763-01-000	EA SCREW-MACH, 10 - 32 X 1/4 PTH
15 097578-01-000	EA LINKAGE-TIPOUT WINDOW
081649-01-000	EA RING - SNAP, 7/32 SHAFT DIA
084453-01-000	EA WASHER-060 X 50 X 135 - PLASTIC
085315-01-000	EA RIVET-SHOULDER, TIPOUT WINDOW
16 084453-02-000	EA WASHER-060 X 50 X 250 - PLASTIC
17 089913-01-000	EA HINGE-TIPOUT WINDOW, BLACK
18 084067-01-000	FT SEAL-E SHAPED, SPONGE - TIPOUT WINDOW - 4" X 4" - BLACK
19 069640-11-000	EA SEALER-TAPE, 3/16"X3/8" BLACK
20 080918-02-000	EA SPRING-TORQUE TUBE, LEFT
21 081354-01-000	EA SLEEVE-TORQUE TUBE, TIPOUT WINDOW - 1 3" X 1 2" X 7"

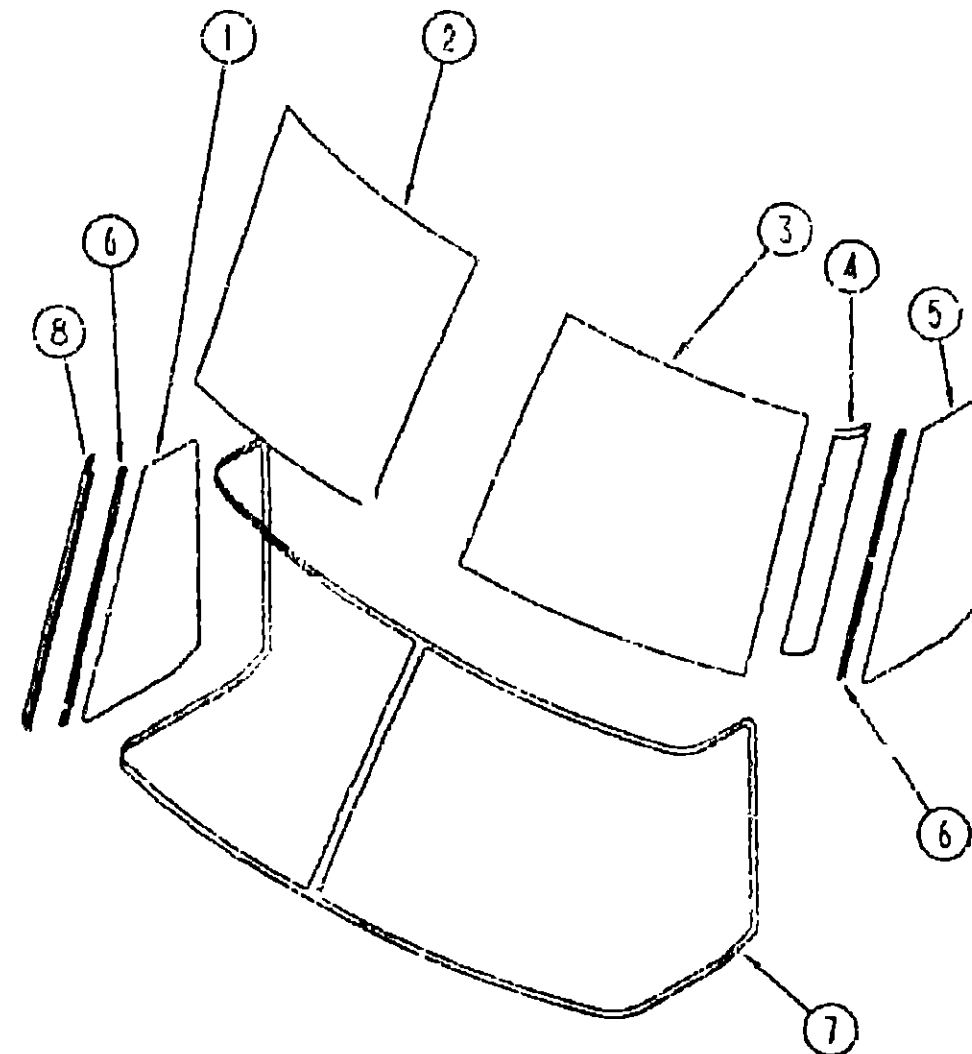
1991 WINNEBAGO
TABLE OF CONTENTS

INTRODUCTION	A-01 - A-02
ABBREVIATIONS	A-03
ALPHABETICAL INDEX	A-04 - A-05
WCN25RC	A-07 - F-02
WCN34RQ	F-03 K-12

1991 WCN34RQ INDEX

FLOOR PLAN	F-03 - F-04
ACCESSORIES	F-05 - F-14
BATH	F-15 - F-18
BEDROOM	F-19 - F-22
CHASSIS	F-23 - G-10
C C & PAD	G-11 - G-22
DINETTE	G-23 - G-24
DRIVERS	H-01 - H-06
ELECTRICAL	H-09 - H-16
EXTERIOR BODY	H-17 - H-22
GALLEY	H-23 - I-06
HEATING & A/C	I-07 - I-10
INTERIOR FINISH	I-11 - I-14
LABELS	I-15 - I-22
LP	I-23
LOUNGE	I-24 - J-01
SEALANTS & FASTENERS	J-02 - J-04
WATER & SEWAGE	J-05 - J-09
WINDOW, VENT AND EXTERIOR DOOR	J-10 - K-12

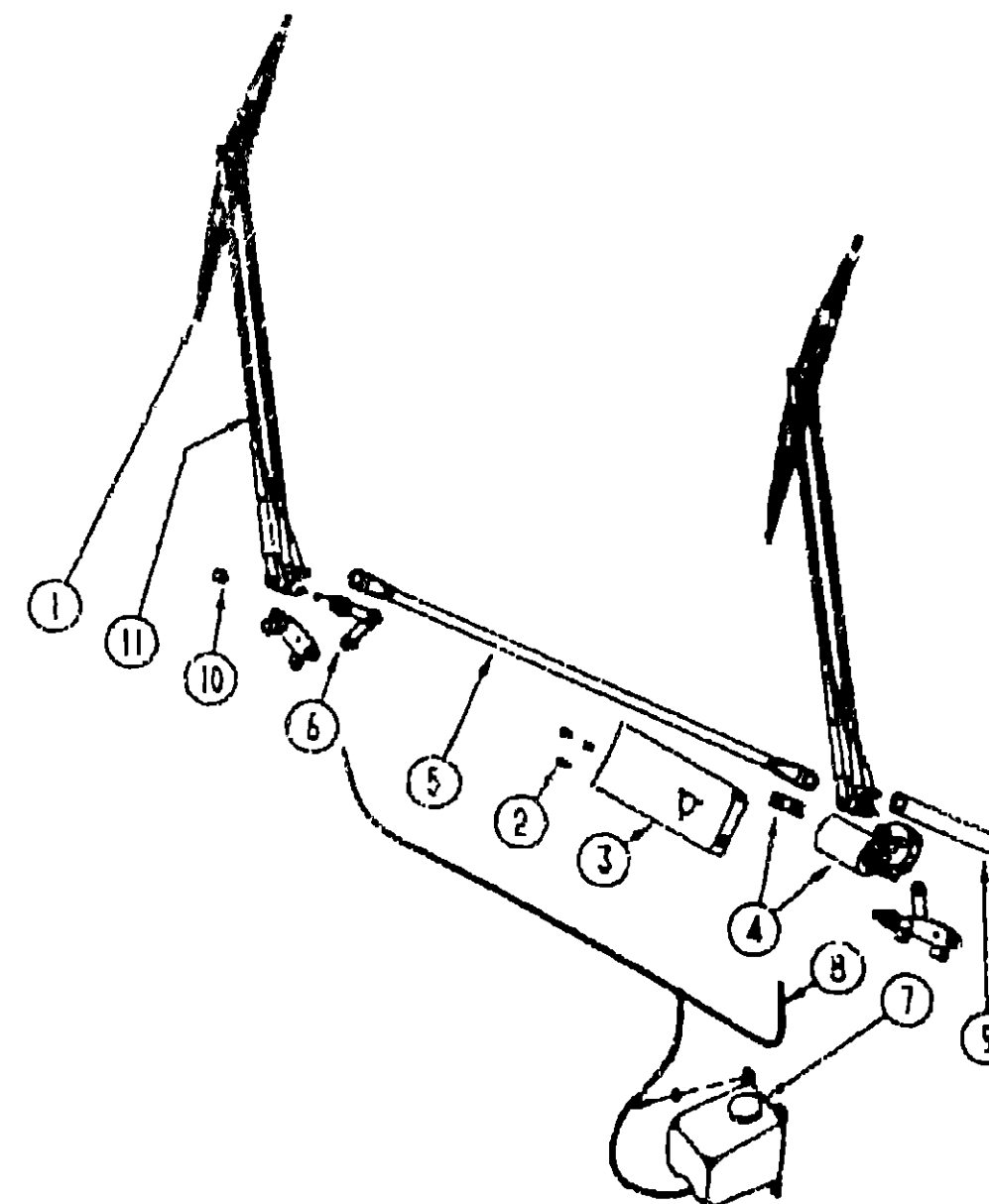
WINDOW, VENT & EXTERIOR DOOR GROUP (CONTINUED)



WINDSHIELDS, TRIMS & MOLDINGS

KEY PART NUMBER	U/M DESCRIPTION
1 091953-03-000	EA GLASS-CORNER VENT, PASSENGER
2 091215-01-000	EA GLASS-WINDSHIELD, PASSENGER
3 091215-02-000	EA GLASS-WINDSHIELD, DRIVER
4 091901-02-000	EA TRIM-A-PILLAR, DR - BETWEEN WINDSHIELD & VENT GLASS - BLK
5 091953-04-000	EA GLASS-CORNER VENT, DRIVER
6 090708-01-000	EA CHANNEL-RIGID, WINDSHIELD - .39" - PVC
7 091906-01-000	EA MOLDING-REVEAL, WINDSHIELD - SURROUNDS BOTH WINDSHIELDS
8 091901-01-000	EA TRIM-A-PILLAR, PASS - BETWEEN WINDSHIELD & VENT GLASS - BLK
00.328-0? 000	CA BLOCK-WINDSHIELD, .062" X 5" X .98"
091969-01-000	EA FRAME-WINDSHIELD, LOWER - INNER - PASSENGER
091969-02-000	EA FRAME-WINDSHIELD, LOWER - INNER - DRIVER
040921-04-000	EA NUT-SPEED, U TYPE - NO 8 - 59" LENGTH X .44" WIDTH
040921-05-000	EA NUT-SPEED, U TYPE - NO 8 - 67" LENGTH X .44" WIDTH
040921-06-000	EA NUT-SPEED, U TYPE - NO 8 - 57" LENGTH X .53" WIDTH

WINDOW, VENT & EXTERIOR DOOR GROUP (CONTINUED)



WIPER COMPONENTS

KEY	PART NUMBER	U/M DESCRIPTION
1	095964-01-000	EA BLADE ASM -WIPER, 24"
	095964-01-700	EA BLADE-REFILL, WIPER - PAIR - 24"
2	096526-01-000	EA SCREW-HEX, 1/4 - 28 UNF
3	092334 01 000	EA BRACKET-WIPER,MOTOR
4	104355-02-000	EA MOTOR ASM , W/DRIVE ARM
	067188-01-000	EA STUD-CRANK,WIPER
5	067192-01-000	EA LINK-CONNECTING, W/BLACK BUSHING - 37 85°
6	096505-01-000	EA PIVOT SHAFT
7	056000-02-000	EA WASHER-WINDSHIELD, BOTTLE & PUMP
	056000-01-700	FT VACUUM HOSE 7/64 - 5/32
8	045794-01-000	FT HOSE-WASHER, WINDSHIELD - 5/32" ID - BLACK
9	067193-02-000	EA LINK-CONNECTING, W/BLACK BUSHING - 9 2°
10	077049-01-000	EA NUT-ACORN, 10-32 ALUMINUM
11	095963-01-000	EA ARM-WIPER, PANTOGRAPH - 28"
	096931-01-700	FT HOSE F/WIPER BLADES
	096931-01-701	EA NOZZLE HDWRE KIT
	096931-01-702	EA NUT
	096931-01-703	EA SHORT SCREW
	096931-01-704	EA LONG SCREW
	096931-01-705	EA PLASTIC CAP
	096931-01-706	EA SPRAY NOZZLE
	077048-01-000	EA SHAFT-ADAPTER, WINDSHIELD PANTOGRAPH ARM

1991 WINNEBAGO
TABLE OF CONTENTS

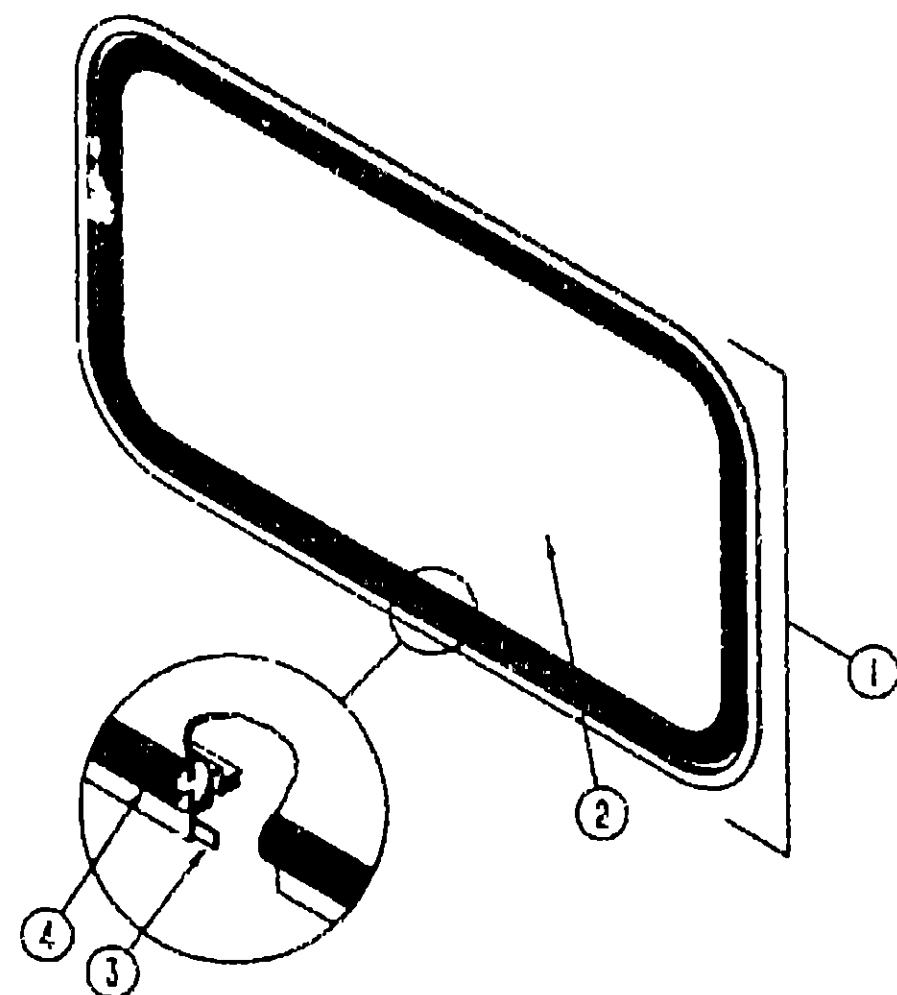
INTRODUCTION	A-01 - A-02
ABBREVIATIONS	A-03
ALPHABETICAL INDEX	A-04 - A-06
WCN25RC	A-07 - F-02
WCN34RO	F-03 - K-12

1991 WCN34RQ INDEX

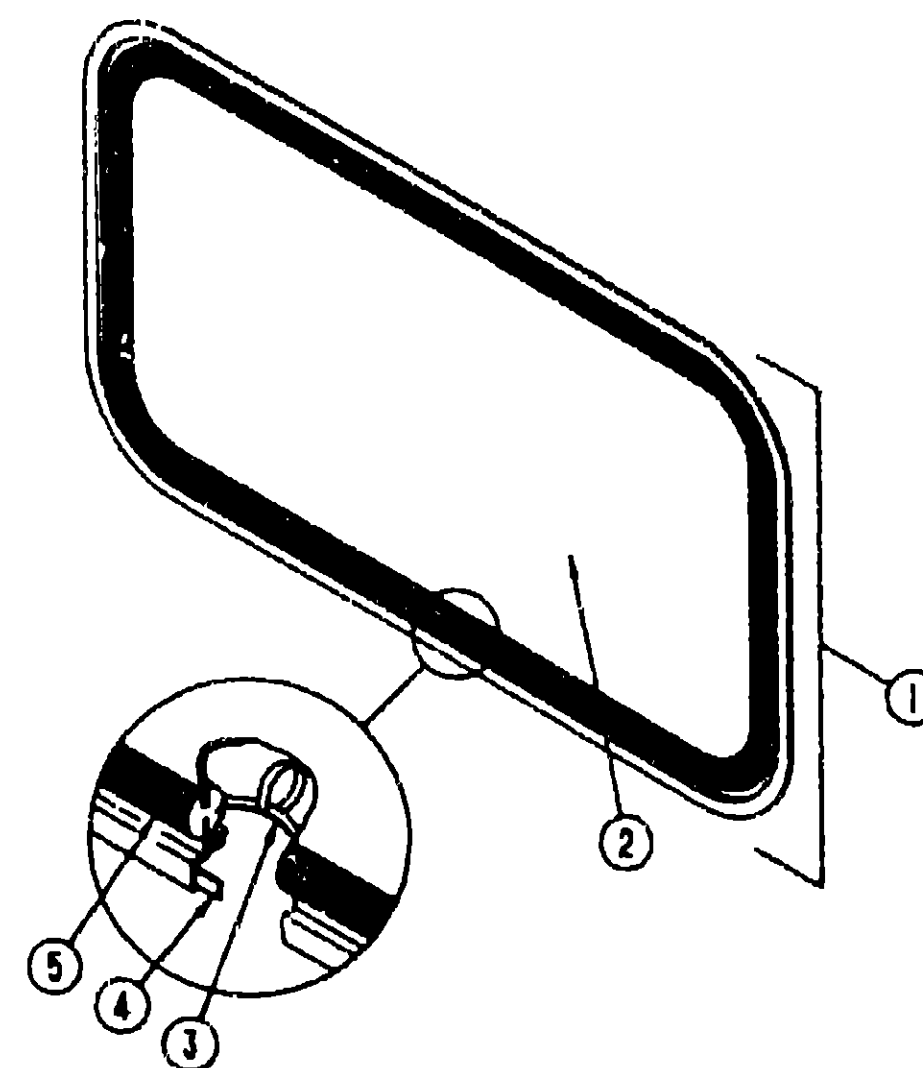
FLOOR PLAN	F-03 - F-04
ACCESSORIES	F-05 - F-14
BATH	F-15 - F-18
BEDROOM	F-19 - F-22
CHASSIS	F-23 - G-10
C G & PAD	G-11 - G-22
DINETTE	G-23 - G-24
DRIVERS	H-01 - H-08
ELECTRICAL	H-09 - H-16
EXTERIOR BODY	H-17 - H-22
GALLEY	H-23 - I-06
HEATING & A/C	I-07 - I-10
INTERIOR FINISH	I-11 - I-14
LABELS	I-15 - I-22
LP	I-23
LOUNGE	I-24 - J-01
SEALANTS & FASTENERS	J-02 - J-0
WATER & SEWAGE	J-05 - J-09
WINDOW, VENT AND EXTERIOR DOOR	J-10 - K-12

**1991 WINNEBAGO
TABLE OF CONTENTS**

INTRODUCTION	A-01 -	A-02
ABBREVIATIONS		A-03
ALPHABETICAL INDEX	A-04 -	A-06
WCN25RC	A-07 -	F-02
WCN34RD	F-03 -	K-12



ENTRY DOOR WINDOW



BACKWALL ESCAPE WINDOW

KEY PART NUMBER	U/M DESCRIPTION
1 079733-04-T03	EA WINDOW-ENTRY DOOR, 17" X 25"
2 002181-06-000	EA GLASS-WINDOW, .182" X 16.25" X 24"
3 069640-11-000	FT SEAL-TAPE, 3/16 X 3/8 - BLACK
4 087561-01-000	FT SEAL-GLASS EXTERIOR - VINYL - BLACK
067609-27-000	EA FRAME-WINDOW INSIDE PICTURE - BLACK

KEY PART NUMBER	U/M DESCRIPTION
1 087985-04-Y12	EA WINDOW-ESCAPE, W/O INSIDE FRAME - 30.2" X 46.8"
076650-04-000	EA FRAME-WINDOW, INSIDE - BLACK
2 075337-06-000	EA GLASS-ESCAPE, - 44.8" X 28"
3 002285-01-000	FT FILLER-WEATHER STRIP, RUBBER - BLACK
4 059640-07-000	FT SEALER-RIBBON, 2" X 3/32" - INCREMENTS OF 30"
5 002282-01-000	FT WEATHER STRIP-WINDOW, RUBBER - .125" - BLACK
006199-01-000	EA LABEL-EXIT, "ESCAPE WINDOW"
047731-01-000	EA LABEL-EMERGENCY EXIT
077066-01-702	EA TAPE ASM ESCAPE WINDOW

1991 WCN34RQ INDEX

FLOOR PLAN	F-03 -	F-04
ACCESSORIES	F-05 -	F-14
BATH	F-15 -	F-18
BEDROOM	F-19 -	F-22
CHASSIS	F-23 -	G-10
C C & PAD	G-11 -	G-22
DINETTE	G-23 -	G-24
DRIVERS	H-01 -	H-08
ELECTRICAL	H-09 -	H-16
EXTERIOR BODY	H-17 -	H-22
GALLEY	H-23 -	I-06
HEATING & A/C	I-07 -	I-10
INTERIOR FINISH	I-11 -	I-14
LABELS	I-15 -	I-22
LP		I-23
LOUNGE	I-24 -	J-01
SEALANTS & FASTENERS	J-02 -	J-04
WATER & SEWAGE	J-05 -	J-09
WINDOW, VENT AND EXTERIOR DOOR	J-10 -	K-12

WINDOW, VENT & EXTERIOR DOOR GROUP (CONTINUED)

POWERED ROOF VENT

KEY PART NUMBER	U/M DESCRIPTION
090393-01-Y12	EA VENT-ROOF, POWERED W/O SCREEN
002825-01-000	EA WEATHER STRIP-ROOF VENT, GRAY
008195-01-000	EA SWITCH-ROOF VENT, PUSH BUTTON, 12V
006386-01-000	EA GROMMET-SNAP, 3/8"
009440-01-000	EA GEAR/ARM-VENT COVER, LIFT
015911-01-000	EA TRACK-LIFT ARM, SLIDE - ROOF VENT
048648-01-000	EA MOTOR-ROOF VENT, 1/8 SHAFT - 12V
048649-01-000	EA FAN-ROOF VENT, 8 BLADES - 6"
055218-01-000	EA COVER-ROOF VENT
061603-01-000	EA GROMMET-SNAP, 3/16 ID - 3/8 HOLE - PLASTIC - BLACK
052639-01-200	EA HINGE-EXTRUSION, ROOF VENT 7"
052639-01-001	EA HINGE-VENT COVER, 192"
078785-01-Y12	EA SCREEN-ROOF VENT, POWERED
002291-02-000	SF SCREENING-ROOF VENT/WINDOW, 16" - BLACK
002298-02-000	FT SPLINE-VENT/WINDOW SCREEN, 128 DIAMETER - BLACK
009439-01-000	EA CRANK HANDLE-ROOF VENT
009439-03-000	EA EXTENSION-CRANK HANDLE, ROOF VENT - 9"
009439-05-000	EA KNOB-CRANK, WINDOW AND ROOF VENT - BLACK
009439-07-000	EA SCREW-8-32X1 1/4 PH BLACK

NON POWERED ROOF VENT

KEY PART NUMBER	U/M DESCRIPTION
090392-01-Y12	EA VENT-ROOF, NON POWERED
002825-01-000	EA WEATHER STRIP-ROOF VENT, GRAY
009440-01-000	EA GEAR/ARM-VENT COVER, LIFT
015911-01-000	EA TRACK-LIFT ARM, SLIDE - ROOF VENT
055218-01-000	EA COVER-ROOF VENT
052639-01-001	EA HINGE-VENT COVER, 192"
009439-01-000	EA CRANK HANDLE-ROOF VENT
009439-03-000	EA EXTENSION-CRANK HANDLE, ROOF VENT - 9"
078786-01-Y12	EA SCREEN ROOF VENT, NON POWERED
002291-02-000	SF SCREENING-ROOF VENT/WINDOW, 16" - BLACK
002298-02-000	FT SPLINE-VENT/WINDOW SCREEN, 128 DIAMETER - BLACK

SKYLIGHT

KEY PART NUMBER	U/M DESCRIPTION
077902-01-000	EA COLLAR-SKYLITE
080810-01-000	EA COVER-SKYLITE OUTER - 15 25"X 22 25" - PLASTIC
081171-01-000	EA TRIM-SKYLITE, OUTER - MILL FINISH

WINDOW, VENT & EXTERIOR DOOR GROUP (CONTINUED)

ROOF VENTS CONTINUED

ROOF VENTS

KEY PART NUMBER	U/M DESCRIPTION
083558-01-000	EA VENT-PLUMBING PIPE ROOF, W/COVER - BEIGE
084073-01-000	EA COVER-ROOF VENT, NORCOLD REFRIGERATOR - BEIGE
084073-04-000	EA BASE ROOF VENT, NORCOLD REFRIGERATOR - BLACK

SIDEWALL VENT

KEY PART NUMBER	U/M DESCRIPTION
092698-02-02A	EA VENT-RANGE HOOD, W/DOOR - BEIGE

VENTILATOR FAN

KEY PART NUMBER	U/M DESCRIPTION
084079-06-000	EA VENT-EXHAUST, POWERED - OFF WHITE - FANTASTIC VENT
084079-01-700	EA VENT COVER - FANTASTIC 1020-19
084079-01-701	EA SCREEN ASM WHITE - FANTASTIC 1030-80
084079-01-702	EA ARM LIFT ASM
084079-01-703	EA CRANK, EXTERIOR
084079-01-704	EA FAN BLADE
084079-01-705	EA MOTOR
084079-01-706	EA 12 VOLT PLUG
084079-01-707	EA SAFETY SWITCH - FANTASTIC 1120-00
084079-01-708	EA REVERSE SWITCH - FANTASTIC 1130-09
084079-01-709	EA SWITCH ON & OFF (MAIN POWER) - FANTASTIC - 1100-00
084079-01-710	EA THERMOSTAT - FANTASTIC 1140-00
084079-01-711	EA H-MOLDING (MOTOR MOUNT)

**1991 WINNEBAGO
TABLE OF CONTENTS**

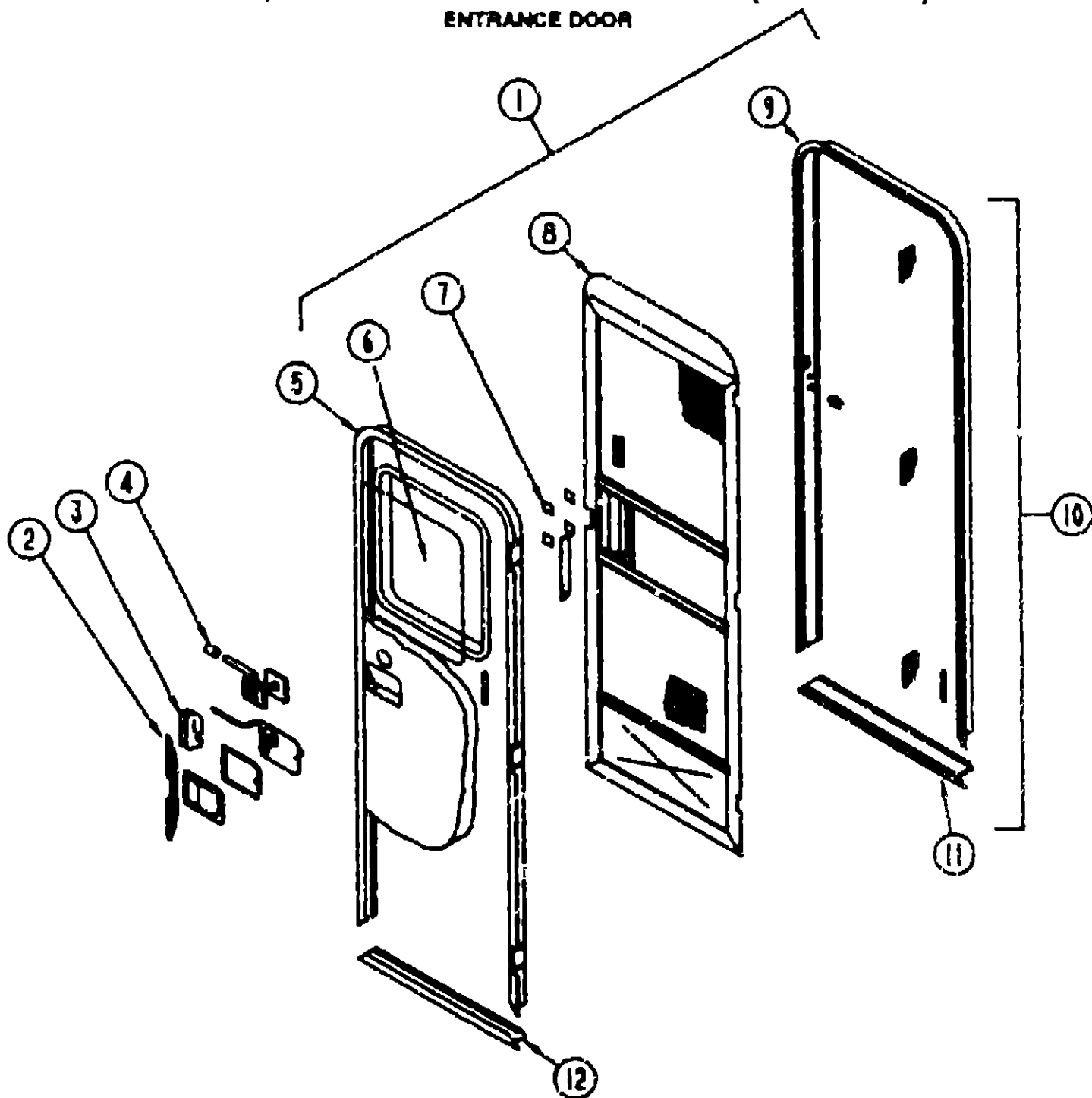
INTRODUCTION	A-01 - A-02
ABBREVIATIONS	A-03
ALPHABETICAL INDEX	A-04 - A-06
WCN25RC	A-07 - F-02
WCN34RQ	F-03 - K-12

1991 WCN34RQ INDEX

FLOOR PLAN	F-03 - F-04
ACCESSORIES	F-05 - F-14
BATH	F-15 - F-18
BEDROOM	F-19 - F-22
CHASSIS	F-23 - G-10
C C & PAD	G-11 - G-22
DINETTE	G-23 - G-24
DRIVERS	H-01 - H-08
ELECTRICAL	H-09 - H-16
EXTERIOR BODY	H-17 - H-22
GALLEY	H-23 - I-06
HEATING & A/C	I-07 - I-10
INTERIOR FINISH	I-11 - I-14
LABELS	I-15 - I-22
LP	I-23
LOUNGE	I-24 - J-01
SEALANTS & FASTENERS	J-02 - J-04
WATER & SEWAGE	J-05 - J-09
WINDOW, VENT AND EXTERIOR DOOR	J-10 - K-12

WINDOW, VENT & EXTERIOR DOOR GROUP (CONTINUED)

ENTRANCE DOOR



WINDOW, VENT & EXTERIOR DOOR GROUP (CONTINUED)

ENTRANCE DOOR CONTINUED

KEY PART NUMBER

- 4 039984-01-000
- 040644-01-000
- 058806-01-000
- 039738-01-000
- 101145-01-01A
- 095229-01-700
- 101147-01-000
- 039800-03-000
- 039979-03-000
- 039979-04-000
- 091914-01-000
- 102524-01-000
- 095276-01-02A
- 5 079733-04-T03
- 067609-27-000
- 002181-06-000
- 097561-01-000
- 063729-04-000
- 072893-01-000
- 075671-01-000
- 075673-01-000
- 075908-01-000
- 093145-01-000
- 093146-01-000
- 093673-02-01A
- 7 009019-01-000
- 053025-02-000
- 009016-01-000
- 079087-02-000
- 100412-01-000
- 8 079012-01-U01
- 002293-02-000
- 002294-01-000
- 002748-01-000
- 016454-01-000
- 001014-01-013
- 050712-05-000
- 078552-03-000
- 001014-01-016
- 078586-01-000
- 078777-01-000
- 079086-02-000
- 100412-01-000
- 100128-02-000
- 9 095278-01-01A
- 10 095277-02-02A
- 11 051049-01-000
- 079207-01-000
- 097724-01-01A
- 097724-01-04A
- 12 089748-02-000
- 090340-01-000
- 091968-03-000
- 093966-01-01A
- 093966-02-01A
- 044582-01-000
- 103312-01-000
- 041546-06-000
- 085774-01-000
- 085774-02-000

U/M DESCRIPTION

- EA CAP-ROUND DEADBOLT, VINYL - 26" ID X 62" LONG - BLACK
- EA LABEL-ENTRANCE DOOR, "OPEN"
- EA PLUG-TAPERED, FOR DEADBOLT - PLASTIC - .66" DIAMETER - RED
- EA DEADBOLT-ROUND, J SHAPED - INTERIOR USE ONLY
- EA DEADBOLT-ENTRY DOOR, BLACK
- EA KEY ONLY-BLANK
- EA BOLT-SECURITY 4 1/2" BACKSE
- FT TUBING POLYBUTYLENE 3/8" ID
- EA COVER INTERIOR LATCH W/ P ARM - BLACK
- FROM 00-00-00 THRU 08-07-90
- EA COVER INTERIOR LATCH, WITH P ARM - RIGHT - BLACK
- FROM 08-08-90 THRU 99-99-99
- EA BUMPER-RUBBER, ROUND - BLACK
- EA BUMPER-RUBBER, FLAT - BLACK
- EA FRAME-ENTRY DOOR, W/O BOTTOM - BEIGE
- EA WINDOW-PICTURE, W/O INSIDE FRAME - 17" X 25"
- EA FRAME-WINDOW, INSIDE PICTURE - BLACK
- EA GLASS-PICTURE WINDOW, 115" X 16 25" X 24"
- FT SPLINE-GLASS, EXTERIOR - VINYL - BLACK
- EA RIVNUT, 10-32 UNF - 010-080
- EA NUTSERT-M5 X 0.8
- FT SEAL-SPONGE LAZY T SHAPE - WEAR STRIP ON ENTRY DOOR
- FT SEAL-PILE ADHESIVE BACK - GRAY
- EA SCREW-MACH-10-32X.56PTH(SEWS)
- EA SLEEVE-WIRE
- EA GROMMET-WIRE, DOOR
- EA MOLDING-BODY ENTRANCE DOOR
- EA CATCH-SCREEN DOOR ROLLER
- EA CUP-ROLLER LATCH CATCH
- EA CATCH-ELBOW, SPRING LOADED - SCREEN DOOR CATCH
- EA STRIKE-SLIDER W/ P FOR ELBOW CATCH - 1 5" X 8 0" - OFF WHITE
- EA CATCH-SCREEN DOOR
- EA DOOR ASM-SCREEN
- SF SCREENING-WINDOW/DOOR, 26" - CHARCOAL
- FT SPLINE-SCREENING, 135" X 138" - BLACK
- EA CORNER KEY-DOOR
- EA INSERT-SCREEN DOOR, CENTER - LEATHER GRAIN ALUMINUM - BEIGE
- EA INSERT-CENTER, 024" X 10 25" X 16 31" - UNPAINTED ALUMINUM
- EA HANDLE-SCREEN DOOR, UNPAINTED
- EA KICK PANEL SCREEN DOOR, LOWER INSERT - UNPAINTED
- EA ALUMINUM-LEATHER GRAIN, 10 3" X 29 69" - UNFINISHED
- EA TOP PLATE-SCREEN DOOR CURVED TOP - 4 7" X 25 35"
- EA CHANNEL SLIDE, SCREEN DOOR CENTER SLIDER COVER
- EA SLIDER-SCREEN DOOR, OFF WHITE
- EA CATCH-SCREEN DOOR
- FT SEAL-PILE ADHESIVE BACK - SCREEN DOOR - GRAY
- EA JAMB DOOR, ENTRANCE UNPAINTED
- EA JAMB DOOR, ENTRANCE - W/BOTTOM & ROLLER CATCH STRIKER
- EA JAMB DOOR ENTRANCE BOTTOM - BEIGE
- EA STRIKER-ROLLER CATCH, WELDED TO DOOR JAMB - 4" X 1 15"
- EA HINGE-ENTRY DOOR BEIGE
- EA HINGE-ENTRY DOOR UNPAINTED
- EA FRAME-BOTTOM ENTRY DOOR, BEIGE
- FT SEAL-FOAM CLOSED CELL - 1/4" X 1/2" X 50"
- FT TAPE-ADHESIVE, 04" X 1" WIDE
- EA GARNISH-RADIUS ENTRANCE DOOR - ALUMINUM - BEIGE
- FROM 00-00-00 THRU 09-23-90
- EA GARNISH RADIUS, ENTRANCE DOOR - ALUMINUM - BEIGE
- FROM 09-24-90 THRU 99-99-99
- EA CAP DRIP, ENTRY DOOR, ALUMINUM BEIGE
- EA SWITCH DOOR JAMB, ELECTRIC ENTRY STEP
- EA BRACKET - DOOR ANGLE - OFF WHITE
- FT FASTENER - DUEL LOCK, 1" WIDE
- FT FASTENER - DUEL LOCK, 1" WIDE

1991 WINNEBAGO
TABLE OF CONTENTS

INTRODUCTION	A-01 -	A-02
ABBREVIATIONS		A-03
ALPHABETICAL INDEX	A-04 -	A-06
WINNEBAGO	A-07 -	F-02
WCN34RQ	F-03 -	K-12

1991 WCN34RQ INDEX

FLOOR PLAN	F-03 -	F-04
ACCESSORIES	F-05 -	F-14
BATH	F-15 -	F-16
BEDROOM	F-19 -	F-22
CHASSIS	F-23 -	G-10
C/C & PAD	G-11 -	G-22
DINETTE	G-23 -	G-24
DRIVERS	H-01 -	H-08
ELECTRICAL	H-09 -	H-16
EXTERIOR BODY	H-17 -	H-22
GALLEY	H-23 -	I-06
HEATING & A/C	I-07 -	I-10
INTERIOR FINISH	I-11 -	I-14
LABELS	I-15 -	I-22
LP		I-23
LOUNGE	I-24 -	J-01
SEALANTS & FASTENERS	J-02 -	J-04
WATER & SEWAGE	J-05 -	J-09
WINDOW, VENT AND EXTERIOR DOOR	J-10 -	K-12

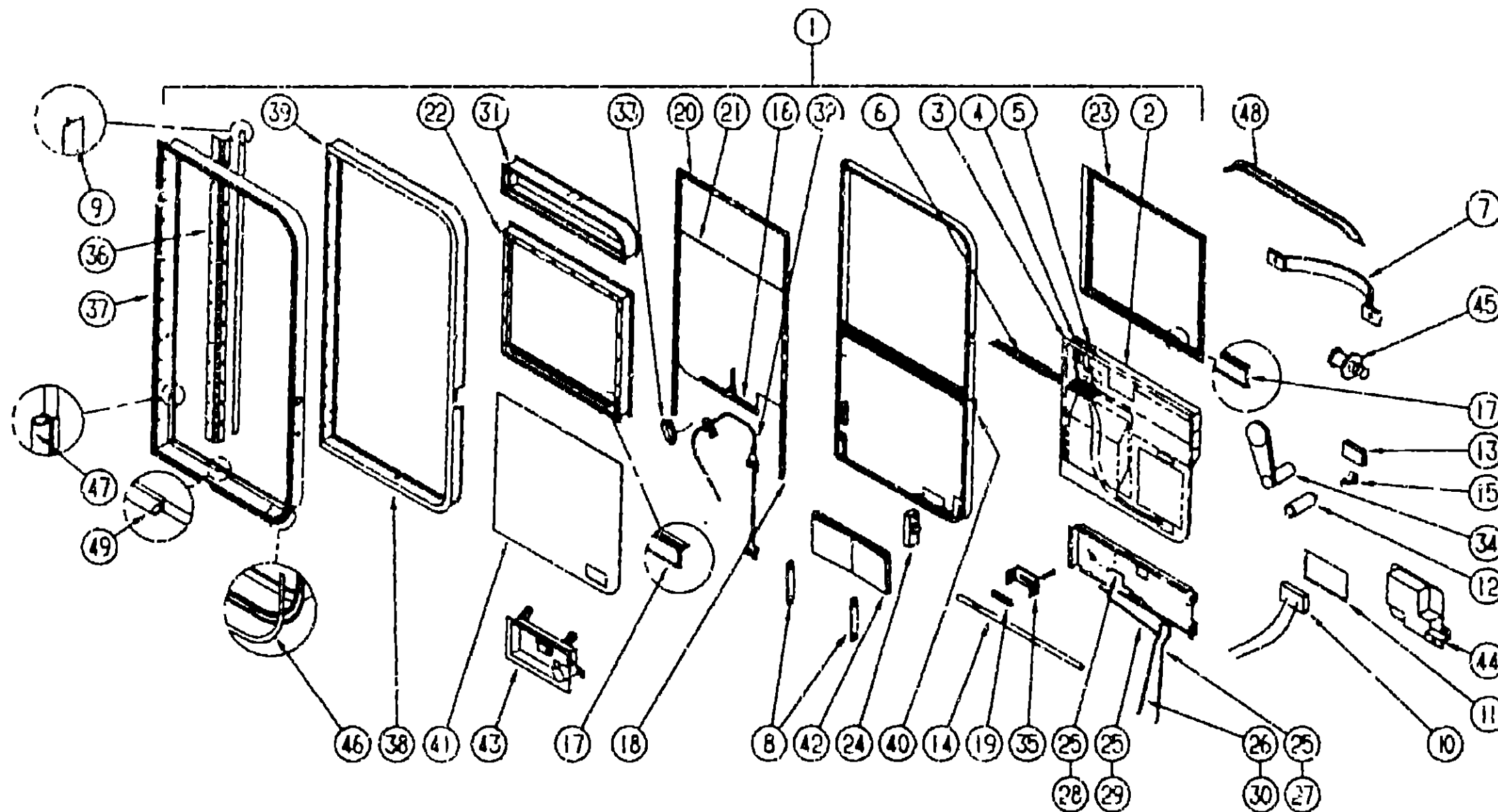
KEY PART NUMBER

- 1 M01870-50-B07
- 076054-05-001
- 088272-78-000
- 000G11-08-12S
- 000G39-08-06R
- 000G53-04-068
- 000G54-04-208
- 2 098173-01-01A
- 3 045017-10-000
- 3 045017-11-000
- 045017-11-700
- 045017-11-701
- 039539-01-000
- 039540-01-000
- 096810-01-01A
- 039540-01-701
- 039715-01-000

U/M DESCRIPTION

- EA DOOR-ENTRY, W/JAMB AND SCREEN DOOR
- EA SHEET-FIBERGLASS, 4' X 8' - BEIGE - FILON
- SF PANELING-DECORATIVE - 4' X 7' - INCREMENTS OF 28 SF
- EA SCREW, 8-18 X 3/4 PPH - BEIGE
- EA SCREW-SF/DR-8 18X1/2 PPH
- EA SCREW-MACH-1/4-20X3/8 PPH 2N
- EA SCREW-1/4-20X1 1/4 PTH TYP 23
- EA STIFFENER-ENTRY DOOR SUPPORTS LATCH/STRIKE AREA - BEIGE
- EA LATCH-PADDLE, MECHANISM W/O LOCK CYLINDER & KEY - BLACK
- FROM 00-00-00 THRU 08-07-90
- EA LATCH-PADDLE, MECHANISM W/LOCK CYLINDER & KEY - BLACK
- FROM 08-08-90 THRU 99-99-99
- EA MASTER KEY, F SERIES
- EA KEY BLANK, F1 SERIES
- EA STRIKE-ENTRANCE DOOR LOCK
- EA LATCH MECHANISM-HOOK, ENTRY DOOR - INTERIOR
- EA COVER LATCH, ENTRANCE DOOR LOCK
- EA KEY-MASTER-ATWOOD-DOOR-LOCK
- EA NUT-SERT, 1/4" DIAMETER - 20 THREADS

WINDOW, VENT & EXTERIOR DOOR GROUP (CONTINUED)
DRIVERS DOOR & COMPONENTS



**1991 WINNEBAGO
TABLE OF CONTENTS**

INTRODUCTION	A-01 - A-02
ABBREVIATIONS	A-03
ALPHABETICAL INDEX	A-04 - A-06
WCN25RC	A-07 - F-02
WCN34RQ	F-03 - K-12

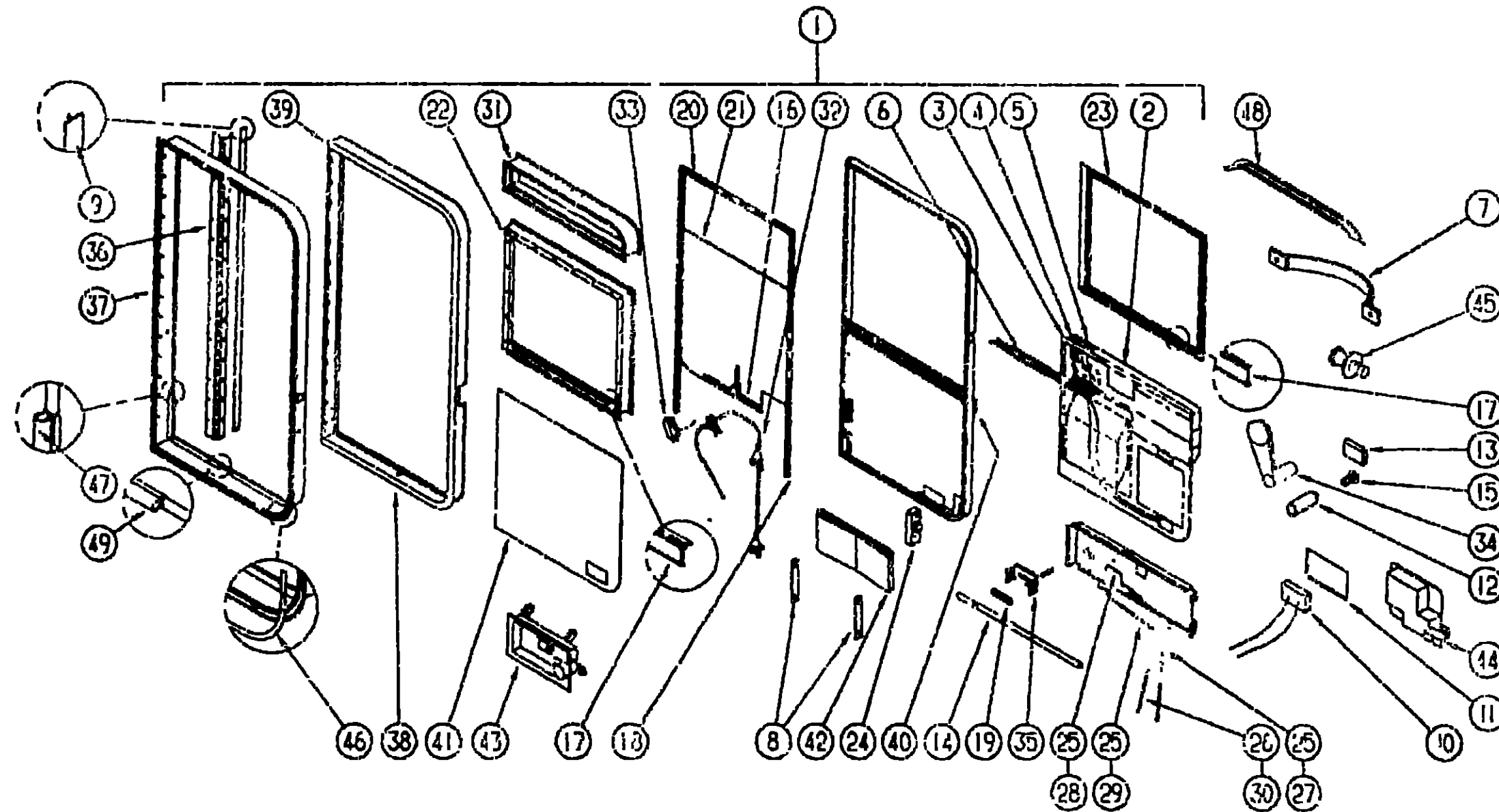
1991 WCN34RQ INDEX

FLOOR PLAN	F-03 - F-04
ACCESSORIES	F-05 - F-14
BATH	F-15 - F-18
BEDROOM	F-19 - F-22
CHASSIS	F-23 - G-10
C C & PAD	G-11 - G-22
DINETTE	G-23 - G-24
DRIVERS	H-01 - H-06
ELECTRICAL	H-09 - H-16
EXTERIOR BODY	H-17 - H-22
GALLEY	H-23 - I-06
HEATING & A/C	I-07 - I-10
INTERIOR FINISH	I-11 - I-14
LABELS	I-15 - I-22
LP	I-23
LOUNGE	I-24 - J-01
SEALANTS & FASTENERS	J-02 - J-04
WATER & SEWAGE	J-05 - J-09
WINDOW, VENT & ID	
EXTERIOR DOOR	J-10 - K-12

KEY PART NUMBER	U/M DESCRIPTION
1 M97816-01-AB6	EA DOOR-DRIVER W/TIPOUT - NON POWERED - USE WITH OVHD BUNK ONLY
1 M97816-02-AB6	EA DOOR-DRIVER, W/O TIPOUT - NON POWERED
1 M97816-03-AB6	EA DOOR-DRIVER, W/TIPOUT - POWERED - USE WITH OVHD BUNK ONLY
1 M97816-04-AB6	EA DOOR-DRIVER, W/O TIPOUT - POWERED
2 M97748-01-01A	EA PANEL-DOOR, INTERIOR - PLASTIC - BEIGE
097308-01-01A	EA COVER-MAP POCKET, BEIGE
3 087695-01-000	EA SWITCH-HEATER, EXTERIOR MIRROR
4 086245-01-000	EA SWITCH-REMOTE, EXT MIRROR - SQUARE PUSH - VELVAC 7471260
5 092132-01-000	EA SWITCH-ROCKER 5 TERMINAL W/ARROW GRAPHICS - TORRIX 1737
092245-01-000	EA WIRE ASSEMBLY-DRIVER DOOR CONTROL PANEL
	FROM 00-00-00 THRU 03-03-91
092845-01-000	EA WIRE ASSEMBLY DRIVER DOOR CONTROL PANEL
	FROM 03-04-91 THRU 99-99-99
6 093144-01-000	EA CONDUIT-WIRE, GM# 15592046
7 051400-04-000	EA STRAP-ASSIST 12" - BLACK W/WOODGRAIN SCREW COVERS
	FROM 00-00-00 THRU 05-04-91
061400-15-000	EA STRAP-ASSIST 12" - BLACK W/SILVER SCREW COVERS
	FROM 05-05-91 THRU 99-99-99
063729-01-000	EA RIVNUT, 1/4 X 20 UNC - 030-125
8 064219-01-000	EA RETAINER-CHECK STRAP DRIVER DOOR
9 075671-01-000	FT SEAL-SPONGE, LAZY T SHAPE - WEATHERSTRIP - ENTRY DOOR
10 077000-01-000	EA SOCKET ASM-W/8 PIGTAIL LEADS
11 077025-01-000	EA LENS COURTESY LIGHT, CLEAR
080734-02-000	EA CLIP-WIRE, NYLON
12 081903-02-000	EA SHAFT-MOUNTING KNOB
13 081905-02-000	EA KNOB-SLIDE BOLT, BLACK

KEY PART NUMBER	U/M DESCRIPTION
14 081906-02-000	EA BOLT-SLIDE
15 081908-01-000	EA SCREW-MACHINE, 6-32 X 62 W/NYLOCK
16 081911-01-000	FT TAPE-GLASS SETTING 1/16" X 1 5"
17 081912-02-000	EA WEATHERSTRIP-RIGID
18 082240-03-000	EA CHANNEL-GLASS RUN, BLACK
19 086294-01-000	EA SPRING-COMPRESSION, 44" LONG X 36" OD
20 089454-02-000	EA CHANNEL-GLASS RUN TOP - BLACK
090340-01-000	FT SEAL-FOAM, CLOSED CELL - 1/4" X 1/2" X 50"
21 092446-02-000	EA GLASS-DOOR, ROLL UP - 27 5" X 26 3"
22 092752-01-Y10	EA FRAME-WINDOW, INNER - 23 6" X 28"
23 092753-01-Y10	EA FRAME-WINDOW, OUTER
24 092927-04-000	EA LATCH-DRIVER DOOR, MECHANISM
25 092927-05-000	EA CLIP-ROD END - RIGHT
26 092927-06-000	EA CLIP-ROD END - LEFT
27 092928-01-000	EA ROD-LOCK, OUTSIDE
28 092928-03-000	EA ROD-RELEASE, INSIDE
29 092928-04-000	EA ROD-LOCK, INSIDE
30 092928-05-000	EA ROD-RELEASE, OUTSIDE - 19 9" LONG
31 093043-01-Y12	EA WINDOW ASM - UPPER STATIONARY - 4 5" X 28" GLASS
32 092974-01-Y12	EA WINDOW ASM - UPPER TIPOUT - 4 5" X 27 9" GLASS - OVHD BUNK ONLY
33 093034-01-000	EA REGULATOR WINDOW, DRIVER - NON POWERED
34 092996-01-000	EA REGULATOR-POWER WINDOW
	FROM 00-00-00 THRU 03-03-91
52 103392-02-000	EA REGULATOR POWER WINDOW
	FROM 03-04-91 THRU 99-99-99

WINDOW, VENT & EXTERIOR DOOR GROUP (CONTINUED)
DRIVERS DOOR & COMPONENTS CONTINUED



1991 WINNEBAGO
TABLE OF CONTENTS

INTRODUCTION	A-01 - A-02
ABBREVIATIONS	A-03
ALPHABETICAL INDEX	A-04 - A-06
WCN25RC	A-07 - F-02
WCN34RQ	F-03 - K-12

1991 WCN34RQ INDEX

FLOOR PLAN	F-03 - F-04
ACCESSORIES	F-05 - F-14
BATH	F-15 - F-18
BEDROOM	F-19 - F-22
CHASSIS	F-23 - G-10
C C & PAD	G-11 - G-22
DINETTE	G-23 - G-24
DRIVERS	H-01 - H-08
ELECTRICAL	H-09 - H-16
EXTERIOR BODY	H-17 - H-22
GALLEY	H-23 - I-06
HEATING & A/C	I-07 - I-10
INTERIOR FINISH	I-11 - I-14
LABELS	I-15 - I-22
LP	I-23
LOUNGE	I-24 - J-01
SEALANTS & FASTENERS	J-02 - J-04
WATER & SEWAGE	J-05 - J-09
WINDOW, VENT AND EXTERIOR DOOR	J-10 - K-12

KEY	PART NUMBER	U/M DESCRIPTION
33	092996-01-710	EA MOTOR-POWER WINDOW, DRIVER DOOR
34	094575-01-000	EA CRANK-HAND, GLASS LIFT
35	096809-01-000	EA BRACKET-DEADBOLT
36	097207-01-02A	EA HINGE-CONTINUOUS, BEIGE
37	097278-01-AB5	EA JAMB-DOOR
38	097279-01-01A	EA FRAME-DOOR, REAR OUTER - BEIGE
39	097280-01-01A	EA FRAME-DOOR FRONT OUTER - BEIGE
	055278-01-001	FT TUBING-STEEL, .75" X 1.5" X 288"
40	097367-01-000	EA BRACKET-SUPPORT DOOR LOCK
41	077517-51-000	EA FIBERGLASS-SHEET, 29.7" X 27.9" - BEIGE - FLAT
42	099030-01-000	EA STRAP-CHECK, DRIVER DOOR - BLACK
43	102235-01-01A	EA LATCH OUTSIDE, DRIVER DOOR - BLACK BLANK KEY# 04507-11-701
44	102237-01-01A	EA LATCH-INSIDE, DRIVER DOOR - BLACK
45	092927-03-000	EA STRIKER-ROUND, JAMB MOUNTED - TRUMARK 10205-16
	093899-02-000	EA PLATE-STRIKER BOLT
46	097315-01-02A	FT TRIM-INSERT DRIVER DOOR - 43" WIDE - VINYL - BEIGE
47	081632-01-000	FT SEAL-BULB W/WIRE CARRIER - DOOR - 8" WIDE - RUBBER
48	064184-04-000	EA CAP DRIP, DRIVER DOOR - BEIGE
49	064075-07-000	FT SEAL-BULB, W/WIRE U CHANNEL - 3" X 5" CHANNEL - BLACK
	103413-01-01A	EA GARNISH-DRIVERS DOOR, OFF WHITE
	091255-02-000	FT SEAL-ADHESIVE BACKED FOAM 18" THICK X 1.5" WIDE
	100028-01-000	FT TAPE-ADHESIVE 0.31" X 75" WIDE
	091968-03-000	FT TAPE-ADHESIVE 0.4" X 1" WIDE
	092893-02-01A	EA LINER-STEP BOX ENTRANCE DOOR 5" - BLACK