


**1991 WINNEBAGO
TABLE OF CONTENTS**

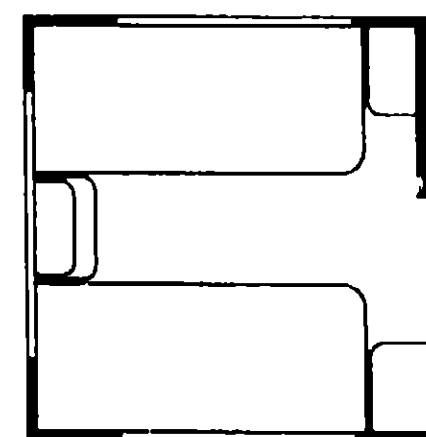
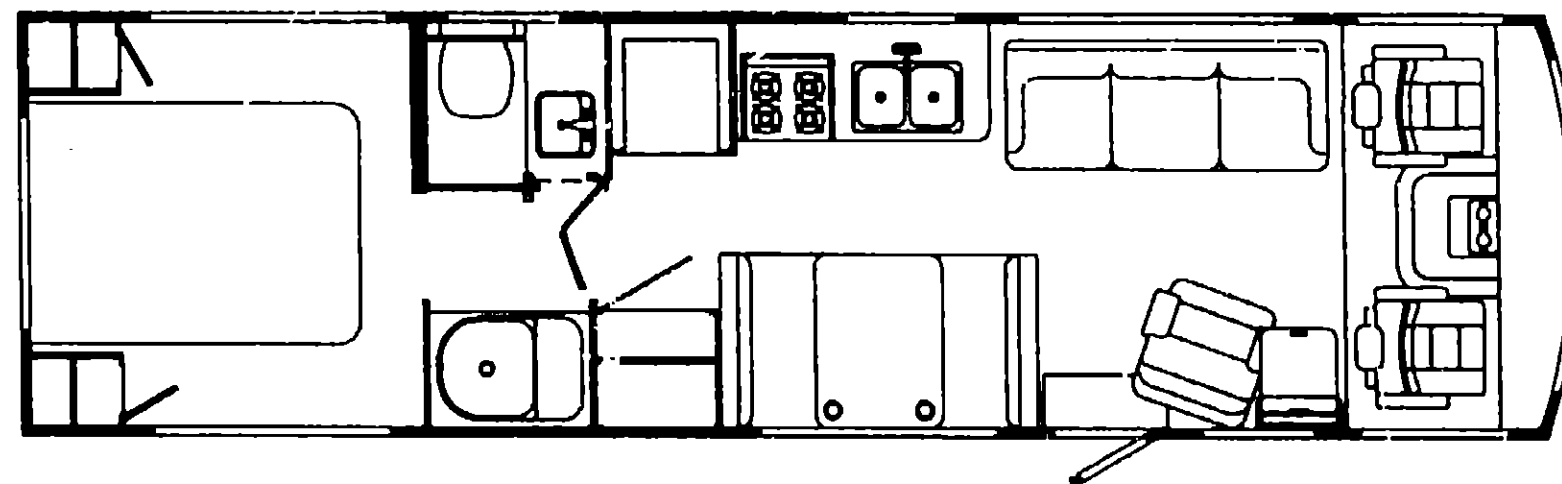
INTRODUCTION	A-01 - A-02
ABBREVIATIONS	A-03
ALPHABETICAL INDEX	A-04 - A-06
WCN28RT	A-07 - G-10
WCN32RO	G-11 - L-20



**1991
WCN32RQ**

1991 WCN32RQ INDEX

FLOOR PLAN	G-11 - G-12
ACCESSORIES	G-13 - G-24
BATH	H-01 - H-04
BEDROOM	H-05 - H-08
CHASSIS	H-09 - H-24
C C & PAD	I-01 - I-08
DINETTE	I-09 - I-10
DRIVERS	I-11 - I-14
ELECTRICAL	I-15 - I-22
EXTERIOR BODY	I-23 - J-08
GALLEY	J-09 - J-14
HEATING & A/C	J-15 - J-20
INTERIOR FINISH	J-21 - K-01
LABEL	K-02 - K-10
LP	K-11
LOUNGE	K-12 - K-13
SEALANTS & FASTENERS	K-14 - K-16
WATER & SEWAGE	K-17 - K-21
WINDOW, VENT AND EXTERIOR DOOR	K-22 - L-20



ACCESSORIES GROUP

POWER MIRROR OPTION L28P

KEY PART NUMBER	U/M DESCRIPTION
092880-01-000	EA WIRE-IP, REMOTE MIRROR
086259-04-000	EA MIRROR-REMOTE HEAT, W/ARM & MIRRORS - PRE-WIRED - PASSENGER
086259-05-000	EA MIRROR-REMOTE HEAT, W/ARM & MIRRORS - PRE-WIRED - DRIVER
086260-01-000	EA MIRROR-W/CONVEX, PASSENGER
086260-02-000	EA MIRROR-W/CONVEX, DRIVER
086260-03-000	EA ACCESSORY KIT-MIRROR, EXTENSION

REAR VIEW TELEVISION OPTION - CHEVY & FORD L67Z

KEY PART NUMBER	U/M DESCRIPTION
093040-01-000	EA TELEVISION SYSTEM-REAR VIEW, SONY FROM: 00-00-00 THRU: 01-06-91
093040-01-700	EA CAMERA ONLY
093040-01-701	EA MONITOR 6" W/BRKT & WIRE HARNESS
093040-01-702	EA CAMERA & HOUSING
093040-04-000	EA TELEVISION SYSTEM-REAR VIEW FROM: 01-07-91 THRU: 99-99-99
093041-01-000	EA CABLE-MONITOR/CAMERA, INTERNAL USE
093041-02-000	EA CABLE-MONITOR/CAMERA, EXTERNAL USE
093071-01-000	FT TAPE-BONDING, DOUBLE SIDED - 1/64" X 2"
099288-01-000	EA LENS-REAR, MONITOR SHROUD
093957-02-01A	EA SHROUD-TV, BEIGE
099305-01-000	EA SPRING-COMPRESSION
092881-01-000	EA WIRE-INSTRUMENT PANEL, REAR MONITOR - CHEVY
062037-01-000	EA HOUSING-AUTO FUSE, NATURAL - CHEVY
094001-01-000	EA CLAMP-CAMERA
099325-01-000	EA BRACKET-CAMERA, ADJUSTABLE
009063-01-000	EA HINGE-CONTINUOUS, 1 1/2" X 72"
100319-01-000	EA RETAINER-LENS, CAMERA
088474-09-000	EA HOUSING-SOCKET - FORD
088476-01-000	EA SOCKET-CONNECTOR - FORD

STANDARD RADIO COMPONENTS

KEY PART NUMBER	U/M DESCRIPTION
074979-01-000	EA COVER-SPEAKER, 8" X 9" - BEIGE FROM: 00-00-00 THRU: 09-03-90
074979-09-000	EA COVER-SPEAKER, 8" X 9" - LIGHT OAK FROM: 09-04-90 THRU: 99-99-99
097460-01-000	EA RADIO-AM/FM STEREO/CASSETTE, SONY XR-300 REPLACED BY 097460-02-000 FROM: 00-00-00 THRU: 07-22-90
097460-02-000	EA RADIO-AM/FM STEREO/CASSETTE, SONY XR-4147 THIS RADIO REPLACES THE SONY XR-300 RADIO FROM: 07-23-90 THRU: 99-99-99
097620-03-000	EA MOUNTING KIT-RADIO, SONY
100014-01-000	EA BRACKET-RADIO, SONY

AM/FM/CASSETTE RADIO OPTION L57E - ELECTRONIC TUNE

KEY PART NUMBER	U/M DESCRIPTION
073741-03-000	EA SPEAKER-RADIO, OVAL - AUDIOVOX 110-2074 - 4" X 6"
073741-04-000	EA GRILLE-SPEAKER, OVAL - 4" X 6" - BLACK
097459-01-000	EA RADIO-AM/FM STEREO, CASSETTE - AUDIOVOX IM-DXA
099998-01-000	EA BRACKET-RADIO, AUDIOVOX
097621-01-000	EA MOUNTING KIT-RADIO, AUDIOVOX WMK-AB01 - CHEVY

ACCESSORIES GROUP (CONTINUED)

REAR STEREO OPTION L26L

KEY PART NUMBER	U/M DESCRIPTION
090862-01-000	EA BRACKET-HAT, ANTENNA
090944-01-000	EA ANTENNA-RADIO, 16" RUBBER
089340-01-000	EA GRILLE-SPEAKER, 6.5" SQUARE FROM: 00-00-00 THRU: 09-09-90
089340-02-000	EA GRILLE-SPEAKER 6.5" SQUARE FROM: 09-10-90 THRU: 99-99-99
097153-01-000	EA RADIO-AM/FM, STEREO/CASSETTE - ADVANTZ AE-9000MD

VACUUM CLEANER OPTION L22T

KEY PART NUMBER	U/M DESCRIPTION
092304-01-000	EA VACUUM CLEANER - #HP-19-1 DELUXE
092304-01-700	EA BAGS-VACUUM CLEANER, 6 IN BAG - #HP-4908
092304-02-000	EA TOOLS-CLEANING SET, VACUUM CLEANER - #HP-6346
092304-02-700	EA BRUSH-HAND POWER, VACUUM CLEANER - #HP-6970
092304-02-701	EA DUSTING TOOL-VACUUM CLEANER, #HP-1142
092304-02-702	EA RUG TOOL-VACUUM CLEANER, #HP-4982
092304-02-703	EA CREVICE TOOL-VACUUM CLEANER, #HP-1141
092304-02-704	EA MOTOR-VACUUM CLEANER, #HP-5098

TV AND VCR SWITCHING SYSTEM OPTION L42C - US & CANADIAN

KEY PART NUMBER	U/M DESCRIPTION
086757-02-000	EA CONTROL CENTER-SWITCH, VCR/TV - XANTECH
086777-03-000	EA PLATE-WALL, ANTENNA/POWER, IVORY
076319-03-000	FT CABLE-COAXIAL, 75 OHM
076319-12-000	EA CONNECTOR-COAXIAL, ONE PIECE
076319-04-000	EA CONNECTOR W/FERRULE
093214-01-02A	EA GRILL-SPEAKER, 4" BROWN
093214-01-02A	EA GRILL-SPEAKER, 4" BROWN
098446-01-000	EA VCR-VHS-CABLE READY - REMOTE - MAGNAVOX VR9815 FROM: 00-00-00 THRU: 09-24-90
098446-02-000	EA VCR-VHS, CABLE READY - REMOTE - MAGNAVOX VR9912 FROM: 09-25-90 THRU: 99-99-99
098447-01-000	EA TV-13", COLOR W/REMOTE - U.S. - MAGNAVOX RX4029WA
098447-01-000	EA TV-13", COLOR W/REMOTE - U.S. - MAGNAVOX RX4029WA
098447-01-700	EA REMOTE
098447-02-000	EA TV-13", COLOR W/REMOTE - CANADIAN - MAGNAVOX XK4029CH
098447-01-700	EA REMOTE-TV, MAGNAVOX 0822338
098819-01-000	EA SPEAKER-2 WATT, 8 OHM - 4" - US
099030-01-000	EA WIRE-SPEAKER, TV
099637-01-000	EA GROMMET
099717-02-000	EA TIEDOWN, TV

FRONT OVERHEAD TV OPTION L42Y - US & CANADIAN

KEY PART NUMBER	U/M DESCRIPTION
086756-01-000	EA SPLITTER-TV, 2 WAY
076319-03-000	FT CABLE-COAXIAL, 75 OHM
076319-04-000	EA CONNECTOR W/FERRULE
076319-12-000	EA CONNECTOR-COAXIAL, ONE PIECE
093214-01-02A	EA GRILL-SPEAKER, 4" BROWN

TV

KEY PART NUMBER	U/M DESCRIPTION
098447-01-000	EA TV-13", COLOR W/REMOTE - U.S. - MAGNAVOX RX4029WA
098447-01-700	EA REMOTE
098447-02-000	EA TV-13", COLOR W/REMOTE - CANADIAN - MAGNAVOX XK4029CH
098447-01-700	EA REMOTE-TV, MAGNAVOX 0822338
098819-01-000	EA SPEAKER-2 WATT, 8 OHM - 4"
099030-01-000	EA WIRE-SPEAKER, TV
099637-01-000	EA GROMMET
099717-02-000	EA TIEDOWN, TV
076319-09-000	EA WALLPLATE-TV RECEPTACLE - BROWN

**1991 WINNEBAGO
TABLE OF CONTENTS**

INTRODUCTION	A-01 - A-02
ABBREVIATIONS	A-03
ALPHABETICAL INDEX	A-04 - A-06
WCN28RT	A-07 - G-10
WCN32RQ	G-11 - L-20

1991 WCN32RQ INDEX

FLOOR PLAN	G-11 - G-12
ACCESSORIES	G-13 - G-24
BATH	H-01 - H-04
BEDROOM	H-05 - H-08
CHASSIS	H-09 - H-24
C C & PAD	I-01 - I-08
DINETTE	I-09 - I-10
DRIVERS	I-11 - I-14
ELECTRICAL	I-15 - I-22
EXTERIOR BODY	I-23 - J-08
GALLEY	J-09 - J-14
HEATING & A/C	J-15 - J-20
INTERIOR FINISH	J-21 - K-01
LABEL	K-02 - K-10
LP	K-11
LOUNGE	K-12 - K-13
SEALANTS & FASTENERS	K-14 - K-16
WATER & SEWAGE	K-17 - K-21
WINDOW, VENT AND EXTERIOR DOOR	K-22 - L-20

ACCESSORIES GROUP (CONTINUED)

FORD WHEEL COVERS

KEY PART NUMBER	U/M DESCRIPTION
098532-01-000	EA COVER-WHEEL, FORD - SET OF 4 - 16"
098532-01-701	EA COVER-WHEEL, FORD - 1 EACH ONLY - 16"
098532-01-700	EA COVER-LUG NUT, FORD - CHROME

STAINLESS STEEL WHEEL LINERS OPTION L63J - 16" - FORD

KEY PART NUMBER	U/M DESCRIPTION
091209-06-000	EA LINER-WHEEL, SET OF 4 - 16" - FORD
091209-06-700	EA FRONT SIMULATOR
091209-06-701	EA REAR SIMULATOR
091209-06-702	EA FRONT AXLE COVER
091209-06-703	EA REAR AXLE COVER
091209-06-704	EA LUG NUT COVER
095012-02-000	EA EXTENSION-VALVE STEM, DUAL WHEEL

STAINLESS STEEL WHEEL LINERS OPTION L63K- 19.5" - CHEVY

KEY PART NUMBER	U/M DESCRIPTION
077030-02-000	EA EXTENSION-VALVE STEM, 1.25"
091209-01-000	EA LINER-WHEEL, SET OF 4 - 19.5" - GM - KAPER II
091209-01-700	EA SIMULATOR-FRONT WHEEL EA=1
091209-01-701	EA SIMULATOR-REAR WHEEL EA=1
091209-01-702	EA COVER-FRONT AXLE
091209-01-703	EA REAR AXLE COVER
091209-01-704	EA COVER-LUG NUT
095012-01-000	EA EXTENSION-VALVE STEM, DUAL WHEEL

STAINLESS STEEL WHEEL LINERS OPTION L63J - 16" FORD

KEY PART NUMBER	U/M DESCRIPTION
091209-06-000	EA LINER-WHEEL, SET OF 4 - 16" - FORD
091209-06-700	EA FRONT SIMULATOR
091209-06-701	EA REAR SIMULATOR
091209-06-702	EA FRONT AXLE COVER
091209-06-703	EA REAR AXLE COVER
091209-06-704	EA LUG NUT COVER
095012-02-000	EA EXTENSION-VALVE STEM, DUAL WHEEL

WHEEL COVERS, CHEVY

KEY PART NUMBER	U/M DESCRIPTION
083181-03-700	EA COVER-WHEEL, 19.5 - 1 ONLY
083181-04-702	EA NUT-COVER F/19.5&16.5
083181-04-703	EA CAP CTR CHROME
083181-04-000	EA RETAINERS-WHEEL COVER - 19.5" - SET OF 4
	FROM: 00-00-00 THRU: 04-02-89
083181-12-000	EA RETAINER-4/SET, 19.5" - CHEVY - DEL-MET
	FROM: 04-03-89 THRU: 99-99-99
083181-04-700	EA RETAINER F/19.5 FRONT(1)ONLY
083181-04-701	EA RETAINER F/19.5 REAR (1)ONLY
	PIECE PARTS PROVIDED EARLIER

TV ANTENNA

KEY PART NUMBER	U/M DESCRIPTION
076319-01-000	EA ANTENNA-TV, ROOF MOUNT - 44.5" MAST - RVA W02
076319-06-000	EA ADAPTER-CABLE ROOF PLATE, WINEGARD RPJ-1
076319-11-000	EA ADAPTER-COAX WITH SPLITTER WINEGARD MSJ-6

AUXILIARY DEFROSTER FANS OPTION L36N - W/SWITCH

KEY PART NUMBER	U/M DESCRIPTION
097372-03-01A	EA SWITCH-ON-OFF-ON
000G39-08-24B	EA SCREW-SF/DR, 8-18 X 1 1/2 PPH ZN
036420-02-000	EA FAN-DEFROSTER, 2 SPEED - 6" DIAMETER

ACCESSORIES GROUP (CONTINUED)

MISCELLANEOUS COMPONENTS

KEY PART NUMBER	U/M DESCRIPTION
054185-66-000	EA MANUAL-OPERATORS, 1991 CHIEFTAIN
092318-01-000	EA BINDER-3 RING, MOTOR HOME MANUAL
092319-01-000	EA POCKET PAGE-3 RING BINDER, PLASTIC
098084-03-000	EA CASSETTE-WINNEBAGO CHIEFTAIN
091270-01-000	EA HOSE-5/8", ON REEL - WATER - NON TOXIC - 50' - TORO
093300-01-000	EA BOX-TOOL, W/TRAY - 16" X 7" X 7.5"
072852-01-000	EA DETECTOR-SMOKE, W/9 VOLT BATTERY
094499-01-000	EA EXTINGUISHER-FIRE, DRY W/MOUNTING BRACKET - 10 BC
094499-01-700	EA BRACKET-MOUNTING, W/PLASTIC STRAP - FIRE EXTINGUISHER
094651-01-01A	EA HOLDER-RECESSED, FIRE EXTINGUISHER - PLASTIC - LIGHT OAK

CHROME ROOF AIR HORN OPTION L36R

KEY PART NUMBER	U/M DESCRIPTION
097372-01-01A	EA SWITCH-ON-OFF, SPST
081407-01-000	EA PLATE-MOUNTING, AIR HORN
077497-02-000	EA HOSE-AUXILIARY AIR HORN, MIDLAND 891D
078239-01-000	EA PLATE-LABEL, AIR HORN
071390-04-000	FT TUBING-AIR BRAKE 1/4 OD BLACK
071390-04-000	FT TUBING-AIR BRAKE 1/4 OD BLACK
077497-06-000	EA HORN-AIR, CHROME - TWIN - HADLEY H00977P
077497-01-700	EA SOLENOID-AIR TANK, HADLEY 748NS
077497-01-701	EA SWITCH-COMPRESSOR, HADLEY 13940-S
077497-01-702	EA SWITCH-TOGGLE, W/WIRE - HADLEY 12949-S
077497-01-703	EA TANK-AIR, HADLEY 751-N
077497-01-704	EA COMPRESSOR W/SWITCH, HADLEY 852EC
077497-01-706	EA VALVE & HEAD REPAIR, HADLEY H00852HV
077497-01-707	EA BELT & SCREW COVER FOR COMPRESSOR, HADLEY H00852BR
077497-01-705	EA REPAIR KIT FOR HADLEY 120 COMPRESSOR, HADLEY 852SS
077497-01-708	EA FILTER & MOUNTING HARDWARE FOR COMPRESSOR, HADLEY H00852FM
077497-01-709	EA PLUNGER & SPRING FOR SOLENOID, HADLEY H136215
077497-03-000	EA FITTING KIT-HOSE, AUXILIARY AIR HORN -
081404-01-000	EA BRACKET-MOUNTING, COMPRESSOR
093258-01-000	EA WIRE-INSTRUMENT PANEL, HORN-FOG LAMP

ELECTRIC ENTRY STEP

KEY PART NUMBER	U/M DESCRIPTION
094707-01-01A	EA STEP-DOUBLE, ENTRANCE - ELECTRIC
094707-01-700	EA CONTROL UNIT, KWIKEE 8310
088746-01-700	EA MOTOR
088746-01-702	EA GEAR-ALL MODELS, KWIKEE 9038
088746-01-703	EA BRACKET,MOTOR BEARING, KWIKEE 7040
088746-01-704	EA LINKAGE ASM
088746-01-707	EA PIN-CLEVIS, ALL MODELS - KWIKEE V 9017
088746-01-708	EA PIN-HAIR, KWIKEE 9018
088746-01-705	EA LIGHT-UNDER STEP, KWIKEE 9004
098746-01-706	EA SWITCH-KILL, KWIKEE 9016
094707-01-701	EA SWITCH-DOOR JAMB, PLASTIC - KWIKEE - 9316

SQUEEGEE

KEY PART NUMBER	U/M DESCRIPTION
091952-01-000	EA CLIP-GRIPPER, 1" FROM: 00-00-00 THRU: 05-26-90
091952-02-000	EA CLIP-GRIPPER, 3/4" FROM: 05-27-90 THRU: 99-99-99
091955-02-000	EA SQUEEGEE-EXTENDED HANDLE
093527-01-000	EA BRACKET-SQUEEGEE

1991 WINNEBAGO

TABLE OF CONTENTS

INTRODUCTION	A-01 - A-02
ABBREVIATIONS	A-03
ALPHABETICAL INDEX	A-04 - A-06
WCN28FIT	A-07 - G-10
WCN32RQ	G-11 - L-20

1991 WCN32RQ INDEX

FLOOR PLAN	G-11 - G-12
ACCESSORIES	G-13 - G-24
BATH	H-01 - H-04
BEDROOM	H-05 - H-08
CHASSIS	H-09 - H-24
C C & PAD	I-01 - I-08
DINETTE	I-09 - I-10
DRIVERS	I-11 - I-14
ELECTRICAL	I-15 - I-22
EXTERIOR BODY	I-23 - J-08
GALLEY	J-09 - J-14
HEATING & A/C	J-15 - J-20
INTERIOR FINISH	J-21 - K-01
LABEL	K-02 - K-10
LP	K-11
LOUNGE	K-12 - K-13
SEALANTS & FASTENERS	K-14 - K-16
WATER & SEWAGE	K-17 - K-21
WINDOW, VENT AND EXTERIOR DOOR	K-22 - L-20

ACCESSORIES GROUP (CONTINUED)

GENERATOR-KOHLER, 4.5 KW - US OPTION L350 - CHEVY & FORD

KEY PART NUMBER	U/M	DESCRIPTION
007125-03-000	EA	CLAMP-MUFFLER - 1.5" DIA
007125-04-000	EA	CLAMP-MUFFLER, 1.1" DIA
008289-01-000	EA	BOX-ELECTRIC, STEEL - 1/2" AND 3/4" KNOCKOUTS - 4" X 4"
008294-01-000	EA	COVER-ELECTRICAL BOX, STEEL/BLANK - 4" X 4" - GRAY
083152-10-000	EA	PIPE-EXHAUST, GENERATOR - 1.4" DIA X 7.9" X 22"
093590-02-000	EA	MUFFLER-GENERATOR
093740-01-000	EA	GENERATOR-KOHLER, 4500KW - 4.5CKM21
098054-02-000	EA	CORD-POWER, 10-3 - 30AMP - 33'
000G11-08-08B	EA	SCREW, 8-18 X 1/2 PPH ZN
000G67-10-12B	EA	SCREW, 10-12 X 3/4 - PPH ZN
008001-01-000	FT	WIRE-10AWG, STRAND - WHITE
008026-01-000	FT	WIRE-12/2, ROMEX - W/GROUND
008311-01-000	EA	CONNECTOR-WIRE NUT, INSULATED - RED
008314-01-000	EA	CONNECTOR-WIRE NUT, INSULATED - GRAY
008328-01-000	EA	TERMINAL-RING, 12/10 WIRE - #10 STUD FIT
008331-01-000	EA	TERMINAL-RING, TONGUE - #4 WIRE - 3/8" STUD - COPPER
008353-01-000	EA	CONNECTOR-CABLE CLAMPING, 3/8"
008355-01-000	EA	CONNECTOR-CABLE CLAMPING, 3/4"
008356-01-000	EA	CONNECTOR-PLASTIC, 3/8" AVG
024924-02-000	EA	RECEPTACLE-POWER CORD, W/PARTIAL PLATE
041953-01-000	FT	CONDUIT-CONVOLUTE SLIT .50ID
067762-01-000	EA	CONVERTER-40 AMP, W/CHARGER - TRIAD TU-740-2
069238-01-000	EA	COVER-ELECTRICAL BOX, W/HOLE - 4" X 4" - GRAY USED WITH 30 OR 50 AMP RECEPTACLE
073937-03-000	EA	SWITCH-ROTARY SELECTOR, 3 DECK - A/C - CA20-USA892
073937-01-700	EA	KNOB-ROTARY SWITCH-A/C SEL
074890-01-000	EA	BOX-EXTENSION, STEEL - OPEN SIDES - 4" X 4" X 1 1/2"
074897-01-000	EA	COVER-ELECTRIC BOX, 1 LARGE & 2 SMALL HOLES - 4" X 4"
083209-03-000	EA	CIRCUIT BREAKER-15/20AMP, 120V - BW - 0-15/20
083209-05-000	EA	CIRCUIT BREAKER-20A, 120V - BW J-20
083209-06-000	EA	CIRCUIT BREAKER-30/15 AMP, 120V - BW D-30/15
091213-01-000	EA	BOX-CIRCUIT BREAKER- W/KNOCKOUTS - 5.3" X 11.8" X 2.5"
000C26-04-10B	EA	BOLT-HEX, SER FLG - 1/4-20 X 5/8 ZINC
000D14-05-00B	EA	NUT-HEX, 5/16-18 - ZN 5
000D39-04-00B	EA	NUT-HEX, SER FLG LK 1/4 - 20 ZN
000D39-05-00B	EA	NUT-HEX, SER FLG LK - 5/16 - 18 ZN
007125-03-000	EA	CLAMP-MUFFLER - 1.5" DIA
007131-01-000	EA	HANGER-TAILPIPE
008311-01-000	EA	CONNECTOR-WIRE NUT, INSULATED - RED
024976-01-000	EA	SWITCH-GENERATOR, W/O CIRCUIT BOARD
041480-01-000	EA	CONNECTOR-STRAIGHT, 1/2" FLEX CONDUIT
031035-01-000	EA	GAUGE-HOURMETER
081087-01-000	EA	LIGHT ASM-INDICATOR
097372-04-01A	EA	SWITCH-MOMENTARY-OFF-MOMENTARY
077353-09-000	EA	SHROUD-INSTRUMENT PANEL CLUSTER, GENERATOR

GENERATOR-KOHLER, 4.5 KW - CANADIAN OPTION L350 - CHEVY & FORD
SAME AS U.S. OPTION EXCEPT FOR THE FOLLOWING

KEY PART NUMBER	U/M	DESCRIPTION
008289-02-000	EA	BOX-ELECTRICAL, 4" X 4" - 1/2" & 3/4" KNOCKOUTS - CANADIAN
008294-02-000	EA	COVER-ELCTRICAL BOX, BLANK STEEL - 4" X 4" - CANADIAN
008052-01-000	EA	CORD-POWER, 10/3 - 30 AMP - 25' - CANADIAN
067762-02-000	EA	CONVERTER-40AMP, W/CHARGER - TRIAD TU-840-2
063210-02-000	EA	CIRCUIT BREAKER-GFI, 15A - 120V - BW U-15
093257-01-000	EA	BOX-ELECTRICAL, CIRCUIT BREAKER

ACCESSORIES GROUP (CONTINUED)

GENERATOR-KOHLER, 7 KW - US OPTION L37M - CHEVY & FORD

KEY PART NUMBER	U/M	DESCRIPTION
007125-03-000	EA	CLAMP-MUFFLER - 1.5" DIA
007125-04-000	EA	CLAMP-MUFFLER, 1.1" DIA
008289-01-000	EA	BOX-ELECTRIC, STEEL - 1/2" AND 3/4" KNOCKOUTS - 4" X 4"
008294-01-000	EA	COVER-ELECTRICAL BOX, STEEL/BLANK - 4" X 4" - GRAY
033152-06-000	EA	PIPE-EXHAUST, GENERATOR - ONAN - 1.3" OD X 4.9" X 55.1"
093547-01-000	EA	GENERATOR-KOHLER, 7KW - OCKM21
093550-04-000	EA	MUFFLER-GENERATOR, 7KW - KOHLER
083152-05-000	EA	PIPE-EXHAUST, GENERATOR
008054-02-000	EA	CORD-POWER, 10-3 - 30AMP - 33'
000G11-08-08B	EA	SCREW, 8-18 X 1/2 PPH ZN
000G11-10-16B	EA	SCREW, 10-16 X 1 - PPH ZN
000G67-10-12B	EA	SCREW, 10-12 X 3/4 - PPH ZN
008026-01-000	FT	WIRE-12/2, ROMEX - W/GROUND
008311-01-000	EA	CONNECTOR-WIRE NUT, INSULATED - RED
008314-01-000	EA	CONNECTOR-WIRE NUT, INSULATED - GRAY
008328-01-000	EA	TERMINAL-RING, 12/10 WIRE - #10 STUD FIT
008331-01-000	EA	TERMINAL-RING, TONGUE - #4 WIRE - 3/8" STUD - COPPER
008353-01-000	EA	CONNECTOR-CABLE CLAMPING, 3/8"
008355-01-000	EA	CONNECTOR-CABLE CLAMPING, 3/4"
008356-01-000	EA	CONNECTOR-PLASTIC, 3/8" AVG
024924-02-000	EA	RECEPTACLE-POWER CORD, W/PARTIAL PLATE
041953-01-000	FT	CONDUIT-CONVOLUTE SLIT, 1/2"ID
067762-01-000	EA	CONVERTER-40 AMP, W/CHARGER - TRIAD TU-740-2
069238-01-000	EA	COVER-ELECTRICAL BOX, W/HOLE - 4" X 4" - GRAY USED WITH 30 OR 50 AMP RECEPTACLE
073937-03-000	EA	SWITCH-ROTARY SELECTOR, 3 DECK - A/C - CA20-USA892
073937-01-700	EA	KNOB-ROTARY SWITCH-A/C SEL
074890-01-000	EA	BOX-EXTENSION, STEEL - OPEN SIDES - 4" X 4" X 1 1/2"
074897-01-000	EA	COVER-ELECTRIC BOX, 1 LARGE & 2 SMALL HOLES - 4" X 4"
083209-03-000	EA	CIRCUIT BREAKER-15/20AMP, 120V - BW - 0-15/20
083209-05-000	EA	CIRCUIT BREAKER-20A, 120V - BW J-20
083209-06-000	EA	CIRCUIT BREAKER-30/15 AMP, 120V - BW D-30/15
091213-01-000	EA	BOX-CIRCUIT BREAKER- W/KNOCKOUTS - 5.3" X 11.8" X 2.5"
000C26-04-10B	EA	BOLT-HEX, SER FLG - 1/4-20 X 5/8 ZINC
000D14-05-00B	EA	NUT-HEX, 5/16-18 - ZN 5
000D39-04-00B	EA	NUT-HEX, SER FLG LK 1/4 - 20 ZN
000D39-05-00B	EA	NUT-HEX, SER FLG LK - 5/16 - 18 ZN
007131-01-000	EA	HANGER-TAILPIPE
024976-01-000	EA	SWITCH-GENERATOR, W/O CIRCUIT BOARD
041480-01-000	EA	CONNECTOR-STRAIGHT, 1/2" FLEX CONDUIT
088238-01-000	EA	COVER-A/C SELECTOR SWITCH FOR FRONT OR REAR
031035-01-000	EA	GAUGE-HOURMETER
081087-01-000	EA	LIGHT ASM-INDICATOR
097372-04-01A	EA	SWITCH-MOMENTARY-OFF-MOMENTARY
077353-09-000	EA	SHROUD-INSTRUMENT PANEL CLUSTER, GENERATOR
007063-01-000	FT	HOSE-GAS 1/4"ID X 1/2"OD

GENERATOR-KOHLER, 7 KW - CANADIAN OPTION L37M - CHEVY & FORD
SAME AS U.S. OPTION EXCEPT FOR THE FOLLOWING

KEY PART NUMBER	U/M	DESCRIPTION
008289-02-000	EA	BOX-ELECTRICAL, 4" X 4" - 1/2" & 3/4" KNOCKOUTS - CANADIAN
008294-02-000	EA	COVER-ELCTRICAL BOX, BLANK STEEL - 4" X 4" - CANADIAN
083151-01-000	EA	MUFFLER-GENERATOR, ONAN - 1.6" OD
008289-02-000	EA	BOX-ELECTRICAL, 4" X 4" - 1/2" & 3/4" KNOCKOUTS - CANADIAN
067762-02-000	EA	CONVERTER-40AMP, W/CHARGER - TRIAD TU-840-2

**1991 WINNEBAGO
TABLE OF CONTENTS**

INTRODUCTION	A-01 - A-02
ABBREVIATIONS	A-03
ALPHABETICAL INDEX	A-04 - A-06
WCN28RT	A-07 - G-10
WCN32RQ	G-11 - L-20

1991 WCN32RQ INDEX

FLOOR PLAN	G-11 - G-12
ACCESSORIES	G-13 - G-24
BATH	H-01 - H-04
BEDROOM	H-05 - H-08
CHASSIS	H-09 - H-24
C C & PAD	I-01 - I-08
DINETTE	I-09 - I-10
DRIVERS	I-11 - I-14
ELECTRICAL	I-15 - I-22
EXTERIOR BODY	I-23 - J-08
GALLEY	J-09 - J-14
HEATING & A/C	J-15 - J-20
INTERIOR FINISH	J-21 - K-01
LABEL	K-02 - K-10
LP	K-11
LOUNGE	K-12 - K-13
SEALANTS & FASTENERS	K-14 - K-16
WATER & SEWAGE	K-17 - K-21
WINDOW, VENT AND EXTERIOR DOOR	K-22 - L-20

ACCESSORIES GROUP (CONTINUED)

GENERATOR-ONAN, 3.5 KW - EXPORT OPTION L383

KEY PART NUMBER	U/M	DESCRIPTION
007125-03-000	EA	CLAMP-MUFFLER - 1.5" DIA
007125-04-000	EA	CLAMP-MUFFLER, 1.1" DIA
008289-01-000	EA	BOX-ELECTRIC, STEEL - 1/2" AND 3/4" KNOCKOUTS - 4" X 4"
008294-01-000	EA	COVER-ELECTRICAL BOX, STEEL/BLANK - 4" X 4" - GRAY
100974-05-000	EA	GENERATOR-4.0 KW EMERALD PLUS, ONAN BGE-FN
083152-04-000	EA	PIPE-EXHAUST,GENERATOR
093590-02-000	EA	MUFFLER-GENERATOR
008054-01-000	EA	CORD-POWER, 10/3 WIRE - 30 AMP - 25'
000G11-08-08B	EA	SCREW, 8-18 X 1/2 PPH ZN
000G67-10-12B	EA	SCREW, 10-12 X 3/4 - PPH ZN
008001-01-000	FT	WIRE-10AWG, STRAND - WHITE
008026-01-000	FT	WIRE-12/2, ROMEX - W/GROUND
008311-01-000	EA	CONNECTOR-WIRE NUT, INSULATED - RED
008314-01-000	EA	CONNECTOR-WIRE NUT, INSULATED - GRAY
008328-01-000	EA	TERMINAL-RING, 12/10 WIRE - #10 STUD FIT
008331-01-000	EA	TERMINAL-RING,TONGUE - #4 WIRE - 3/8" STUD - COPPER
008353-01-000	EA	CONNECTOR-CABLE CLAMPING, 3/8"
008355-01-000	EA	CONNECTOR-CABLE CLAMPING, 3/4"
008356-01-000	EA	CONNECTOR-PLASTIC, 3/8" AVG
024924-02-000	EA	RECEPTACLE-POWER CORD, W/PARTIAL PLATE
041953-01-000	FT	CONDUIT-CONVOLUTE SLIT, 1/2"ID
069238-01-000	EA	COVER-ELECTRICAL BOX, W/HOLE - 4" X 4" - GRAY USED WITH 30 OR 50 AMP RECEPTACLE
073937-03-000	EA	SWITCH-ROTARY SELECTOR, 3 DECK - A/C - CA20-USA892
073937-01-700	EA	KNOB-ROTARY SWITCH-A/C SEL
074890-01-000	EA	BOX-EXTENSION, STEEL - OPEN SIDES - 4" X 4" X 1 1/2"
074897-01-000	EA	COVER-ELECTRIC BOX, 1 LARGE & 2 SMALL HOLES - 4" X 4"
091213-01-000	EA	BOX-CIRCUIT BREAKER- W/KNOCKOUTS - 5.3" X 11.8" X 2.5"
092613-01-000	EA	CONVERTER-40 AMP, W/CHARGER - B-W 32400P
092609-01-000	EA	LOAD CENTER-240 VOLT, 125 AMP
094810-01-000	EA	CIRCUIT BREAKER-DOUBLE 30 AMP, GE THQL2130
094811-01-000	EA	CIRCUIT BREAKER-DOUBLE 20 AMP, GE THQL2120
000C26-04-10B	EA	BOLT-HEX, SER FLG - 1/4-20 X 5/8 ZINC
000D14-05-00B	EA	NUT-HEX, 5/16-18 - ZN 5
000D39-04-00B	EA	NUT-HEX, SER FLG LK 1/4 - 20 ZN
000D39-05-00B	EA	NUT-HEX, SER FLG LK - 5/16 - 18 ZN
007131-01-000	EA	HANGER-TAILPIPE
024976-01-000	EA	SWITCH-GENERATOR, W/O CIRCUIT BOARD
041480-01-000	EA	CONNECTOR-STRAIGHT, 1/2" FLEX CONDUIT
031035-01-000	EA	GAUGE-HOURMETER
077353-09-000	EA	SHROUD-INSTRUMENT PANEL CLUSTER, GENERATOR
081087-01-000	EA	LIGHT ASM-INDICATOR
097372-04-01A	EA	SWITCH-MOMENTARY-OFF-MOMENTARY

KEY PART NUMBER

007125-03-000
007125-04-000
008289-01-000
008294-01-000
077476-03-000
079654-05-000
081364-03-000
083151-01-000
083152-01-000
083152-06-000
094059-01-000
055278-01-001
094657-02-000
094657-01-000
100974-01-000
008054-02-000
000G11-08-08B
000G67-10-12B
008001-01-000
008026-01-000
008311-01-000
008314-01-000
008328-01-000
008331-01-000
008353-01-000
008355-01-000
008356-01-000
024924-02-000
041953-01-000
067762-01-000
069238-01-000
073937-03-000
073937-01-700
074890-01-000
074897-01-000
083209-03-000
083209-05-000
083209-06-000
091213-01-000
000C26-04-10B
000D14-05-00B
000D39-04-00B
000D39-05-00B
007131-01-000
024976-01-000
041480-01-000
031035-01-000
081087-01-000
097372-04-01A
077353-09-000

KEY PART NUMBER

008289-02-000
008294-02-000
008052-01-000
008289-02-000
067762-02-000
083210-02-000
093257-01-000

ACCESSORIES GROUP (CONTINUED)

GENERATOR-ONAN, 4 KW - US OPTION L39E - CHEVY & FORD

KEY PART NUMBER	U/M	DESCRIPTION
007125-03-000	EA	CLAMP-MUFFLER - 1.5" DIA
007125-04-000	EA	CLAMP-MUFFLER, 1.1" DIA
008289-01-000	EA	BOX-ELECTRIC, STEEL - 1/2" AND 3/4" KNOCKOUTS - 4" X 4"
008294-01-000	EA	COVER-ELECTRICAL BOX, STEEL/BLANK - 4" X 4" - GRAY
077476-03-000	EA	PIPE-EXHAUST, GENERATOR - ONAN - 1.4" X 47.6"
079654-05-000	EA	PIPE-EXHAUST, ANGLED - W/FLANGE - EMERALD - ONAN# 154-2539
081364-03-000	EA	MUFFLER-GENERATOR,ONAN
083151-01-000	EA	MUFFLER-GENERATOR, ONAN - 1.6" OD
083152-01-000	EA	PIPE-EXHAUST, GENERATOR - ONAN - 1.3"OD X 33.3" X 27.7"
083152-06-000	EA	PIPE-EXHAUST, GENERATOR - ONAN - 1.3" OD X 4.9" X 55.1"
094059-01-000	EA	SPACER-GENERATOR, ONAN
055278-01-001	FT	TUBING-STEEL, .75" X 1.5" X 288"
094657-02-000	EA	TRAY-GENERATOR, 22.5" X 30.4" X 6.9"
094657-01-000	EA	TRAY-GENERATOR, 22.5" X 30.4" X 6.9"
100974-01-000	EA	GENERATOR-4.0KW EMERALD PLUS, ONAN BGE-FA/26100G
008054-02-000	EA	CORD-POWER, 10-3 - 30AMP - 33'
000G11-08-08B	EA	SCREW, 8-18 X 1/2 PPH ZN
000G67-10-12B	EA	SCREW, 10-12 X 3/4 - PPH ZN
008001-01-000	FT	WIRE-10AWG, STRAND - WHITE
008026-01-000	FT	WIRE-12/2, ROMEX - W/GROUND
008311-01-000	EA	CONNECTOR-WIRE NUT, INSULATED - RED
008314-01-000	EA	CONNECTOR-WIRE NUT, INSULATED - GRAY
008328-01-000	EA	TERMINAL-RING, 12/10 WIRE - #10 STUD FIT
008331-01-000	EA	TERMINAL-RING,TONGUE - #4 WIRE - 3/8" STUD - COPPER
008353-01-000	EA	CONNECTOR-CABLE CLAMPING, 3/8"
008355-01-000	EA	CONNECTOR-CABLE CLAMPING, 3/4"
008356-01-000	EA	CONNECTOR-PLASTIC, 3/8" AVG
024924-02-000	EA	RECEPTACLE-POWER CORD, W/PARTIAL PLATE
041953-01-000	FT	CONDUIT-CONVOLUTE SLIT, 1/2"ID
067762-01-000	EA	CONVERTER-40 AMP, W/CHARGER - TRIAD TU-740-2
069238-01-000	EA	COVER-ELECTRICAL BOX, W/HOLE - 4" X 4" - GRAY USED WITH 30 OR 50 AMP RECEPTACLE
073937-03-000	EA	SWITCH-ROTARY SELECTOR, 3 DECK - A/C - CA20-USA892
073937-01-700	EA	KNOB-ROTARY SWITCH-A/C SEL
074890-01-000	EA	BOX-EXTENSION, STEEL - OPEN SIDES - 4" X 4" X 1 1/2"
074897-01-000	EA	COVER-ELECTRIC BOX, 1 LARGE & 2 SMALL HOLES - 4" X 4"
083209-03-000	EA	CIRCUIT BREAKER-15.20AMP, 120V - BW - 0-15/20
083209-05-000	EA	CIRCUIT BREAKER-20A, 120V - BW J-20
083209-06-000	EA	CIRCUIT BREAKER-30/15 AMP, 120V - BW D-30/15
091213-01-000	EA	BOX-CIRCUIT BREAKER- W/KNOCKOUTS - 5.3" X 11.8" X 2.5"
000C26-04-10B	EA	BOLT-HEX, SER FLG - 1/4-20 X 5/8 ZINC
000D14-05-00B	EA	NUT-HEX, 5/16-18 - ZN 5
000D39-04-00B	EA	NUT-HEX, SER FLG LK 1/4 - 20 ZN
000D39-05-00B	EA	NUT-HEX, SER FLO LK - 5/16 - 18 ZN
007131-01-000	EA	HANGER-TAILPIPE
024976-01-000	EA	SWITCH-GENERATOR, W/O CIRCUIT BOARD
041480-01-000	EA	CONNECTOR-STRAIGHT, 1/2" FLEX CONDUIT
031035-01-000	EA	GAUGE-HOURMETER
081087-01-000	EA	LIGHT ASM-INDICATOR
097372-04-01A	EA	SWITCH-MOMENTARY-OFF-MOMENTARY
077353-09-000	EA	SHROUD-INSTRUMENT PANEL CLUSTER, GENERATOR

GENERATOR-ONAN, 4 KW - CANADIAN OPTION L39E
SAME AS U.S. OPTION EXCEPT FOR THE FOLLOWING

KEY PART NUMBER	U/M	DESCRIPTION
008289-02-000	EA	BOX-ELECTRICAL, 4" X 4" - 1/2"&3/4" KNOCKOUTS - CANADIAN
008294-02-000	EA	COVER-ELCTRICAL BOX, BLANK STEEL - 4" X 4" - CANADIAN
008052-01-000	EA	CORD-POWER, 10/3 - 30 AMP - 25' - CANADIAN
008289-02-000	EA	BOX-ELECTRICAL, 4" X 4" - 1/2"&3/4" KNOCKOUTS - CANADIAN
067762-02-000	EA	CONVERTER-40AMP, W/CHARGER - TRIAD TU-840-2
083210-02-000	EA	CIRCUIT BREAKER-GFI, 15A - 120V - BW U-15
093257-01-000	EA	BOX-ELECTRICAL, CIRCUIT BREAKER

1991 WINNEBAGO

TABLE OF CONTENTS

INTRODUCTION	A-01 - A-02
ABBREVIATIONS	A-03
ALPHABETICAL INDEX	A-04 - A-06
WCN28RT	A-07 - G-10
WCN32RQ	G-11 - L-20

1991 WCN32RQ INDEX

FLOOR PLAN	G-11 - G-12
ACCESSORIES	G-13 - G-24
BATH	H-01 - H-04
BEDROOM	H-05 - H-08
CHASSIS	H-09 - H-24
C C & PAD	I-01 - I-08
DINETTE	I-09 - I-10
DRIVERS	I-11 - I-14
ELECTRICAL	I-15 - I-22
EXTERIOR BODY	I-23 - J-08
GALLEY	J-09 - J-14
HEATING & A/C	J-15 - J-20
INTERIOR FINISH	J-21 - K-01
LABEL	K-02 - K-10
LP	K-11
LOUNGE	K-12 - K-13
SEALANTS & FASTENERS	K-14 - K-16
WATER & SEWAGE	K-17 - K-21
WINDOW, VENT AND EXTERIOR DOOR	K-22 - L-20

ACCESSORIES GROUP (CONTINUED)

GENERATOR-ONAN, 6.5 KW - US OPTION L39G - CHEVY & FORD

KEY PART NUMBER	U/M	DESCRIPTION
007125-03-000	EA	CLAMP-MUFFLER - 1.5" DIA
007125-04-000	EA	CLAMP-MUFFLER, 1.1" DIA
008289-01-000	EA	BOX-ELECTRIC, STEEL - 1/2" AND 3/4" KNOCKOUTS - 4" X 4"
008294-01-000	EA	COVER-ELECTRICAL BOX, STEEL/BLANK - 4" X 4" - GRAY
077476-03-000	EA	PIPE-EXHAUST, GENERATOR - ONAN - 1.4" X 47.6"
079654-05-000	EA	PIPE-EXHAUST, ANGLED - W/FLANGE - EMERALD - ONAN# 154-2539
081364-03-000	EA	MUFFLER-GENERATOR, ONAN
083151-01-000	EA	MUFFLER-GENERATOR, ONAN - 1.6" OD
083152-01-000	EA	PIPE-EXHAUST, GENERATOR - ONAN - 1.3" OD X 33.3" X 27.7"
083152-06-000	EA	PIPE-EXHAUST, GENERATOR - ONAN - 1.3" OD X 4.9" X 55.1"
094059-01-000	EA	SPACER-GENERATOR, ONAN
055278-01-001	FT	TUBING-STEEL, .75" X 1.5" X 288"
094657-02-000	EA	TRAY-GENERATOR, 22.5" X 30.4" X 6.9"
094657-01-000	EA	TRAY-GENERATOR, 22.5" X 30.4" X 6.9"
100975-01-000	EA	GENERATOR-6.5KW EMERALD PLUS, ONAN NHE-FA/26100G
008054-02-000	EA	CORD-POWER, 10-3 - 30AMP - 33'
000G11-08-08B	EA	SCREW, 8-18 X 1/2 PPH ZN
000G11-10-16B	EA	SCREW, 10-16 X 1 - PPH ZN
000G67-10-12B	EA	SCREW, 10-12 X 3/4 - PPH ZN
008026-01-000	FT	WIRE-12/2, ROMEX - W/GROUND
008311-01-000	EA	CONNECTOR-WIRE NUT, INSULATED - RED
008314-01-000	EA	CONNECTOR-WIRE NUT, INSULATED - GRAY
008328-01-000	EA	TERMINAL-RING, 12/10 WIRE - #10 STUD FIT
008331-01-000	EA	TERMINAL-RING, TONGUE - #4 WIRE - 3/8" STUD - COPPER
008353-01-000	EA	CONNECTOR-CABLE CLAMPING, 3/8"
008355-01-000	EA	CONNECTOR-CABLE CLAMPING, 3/4"
008356-01-000	EA	CONNECTOR-PLASTIC, 3/8" AVG
024924-02-000	EA	RECEPTACLE-POWER CORD, W/PARTIAL PLATE
041953-01-000	FT	CONDUIT-CONVOLUTE SLIT, 1/2" ID
067762-01-000	EA	CONVERTER-40 AMP, W/CHARGER - TRIAD TU-740-2
069238-01-000	EA	COVER-ELECTRICAL BOX, W/HOLE - 4" X 4" - GRAY USED WITH 30 OR 50 AMP RECEPTACLE
088238-01-000	EA	COVER-A/C SELECTOR SWITCH FOR FRONT OR REAR
073937-03-000	EA	SWITCH-ROTARY SELECTOR, 3 DECK - A/C - CA20-USA892
073937-01-700	EA	KNOB-ROTARY SWITCH-A/C SEL
074890-01-000	EA	BOX-EXTENSION, STEEL - OPEN SIDES - 4" X 4" X 1 1/2"
074897-01-000	EA	COVER-ELECTRIC BOX, 1 LARGE & 2 SMALL HOLES - 4" X 4"
083209-03-000	EA	CIRCUIT BREAKER-15/20AMP, 120V - BW - 0-15/20
083209-05-000	EA	CIRCUIT BREAKER-20A, 120V - BW J-20
083209-06-000	EA	CIRCUIT BREAKER-30/15 AMP, 120V - BW D-30/15
091213-01-000	EA	BOX-CIRCUIT BREAKER- W/KNOCKOUTS - 5.3" X 11.8" X 2.5"
000C26-04-10B	EA	BOLT-HEX, SER FLG - 1/4-20 X 5/8 ZINC
000D14-05-00B	EA	NUT-HEX, 5/16-18 - ZN 5
000D39-04-00B	EA	NUT-HEX, SER FLG LK 1/4 - 20 ZN
000D39-05-00B	EA	NUT-HEX, SER FLG LK - 5/16 - 18 ZN
007131-01-000	EA	HANGER-TAILPIPE
024976-01-000	EA	SWITCH-GENERATOR, W/O CIRCUIT BOARD
041480-01-000	EA	CONNECTOR-STRAIGHT, 1/2" FLEX CONDUIT
088238-01-000	EA	COVER-A/C SELECTOR SWITCH FOR FRONT OR REAR
031035-01-000	EA	GAUGE-HOURMETER
081087-01-000	EA	LIGHT ASM-INDICATOR
097372-04-01A	EA	SWITCH-MOMENTARY-OFF-MOMENTARY
077353-09-000	EA	SHROUD-INSTRUMENT PANEL CLUSTER, GENERATOR

**GENERATOR-ONAN, 6.5 KW - CANADIAN OPTION L39G - CHEVY OR FORD
SAME AS U.S. OPTION EXCEPT FOR THE FOLLOWING**

KEY PART NUMBER	U/M	DESCRIPTION
008289-02-000	EA	BOX-ELECTRICAL, 4" X 4" - 1/2" & 3/4" KNOCKOUTS - CANADIAN
008294-02-000	EA	COVER-ELECTRICAL BOX, BLANK STEEL - 4" X 4" - CANADIAN
008289-02-000	EA	BOX-ELECTRICAL, 4" X 4" - 1/2" & 3/4" KNOCKOUTS - CANADIAN
083210-02-000	EA	CIRCUIT BREAKER-GFI, 15A - 120V - BW U-15
093257-01-000	EA	BOX-ELECTRICAL, CIRCUIT BREAKER

ACCESSORIES GROUP (CONTINUED)

GENERATOR OPTION L05J- 5,000 WATT - EXPORT

KEY PART NUMBER	U/M	DESCRIPTION
007125-03-000	EA	CLAMP-MUFFLER - 1.5" DIA
007125-04-000	EA	CLAMP-MUFFLER, 1.1" DIA
008289-01-000	EA	BOX-ELECTRIC, STEEL - 1/2" AND 3/4" KNOCKOUTS - 4" X 4"
008294-01-000	EA	COVER-ELECTRICAL BOX, STEEL/BLANK - 4" X 4" - GRAY
079654-05-000	EA	PIPE-EXHAUST, ANGLED - W/FLANGE - EMERALD - ONAN 154-2539
100975-04-000	EA	GENERATOR-5KW, EMERALD, ONAN NHE/FN29237G
077353-09-000	EA	SHROUD-INSTRUMENT CLUSTER, BACK SHIELD - PLASTIC - BLACK NOT USED AFTER 7-01-90
083152-01-000	EA	PIPE-EXHAUST, GENERATOR - ONAN - 1.3" OD X 33.3" X 27.7"
083152-03-000	EA	PIPE-EXHAUST, GENERATOR - 1.37" OD X 4.92" X 11.8"
083152-06-000	EA	PIPE-EXHAUST, GENERATOR - ONAN - 1.3" OD X 4.9" X 55.1"
093590-04-000	EA	MUFFLER-GENERATOR
008054-01-000	EA	CORD-POWER, 10/3 WIRE - 30 AMP - 25'
000G11-08-08B	EA	SCREW, 8-18 X 1/2 PPH ZN
000G11-10-16B	EA	SCREW, 10-16 X 1 - PPH ZN
000G67-10-12B	EA	SCREW, 10-12 X 3/4 - PPH ZN
008026-01-000	FT	WIRE-12/2, ROMEX - W/GROUND
008311-01-000	EA	CONNECTOR-WIRE NUT, INSULATED - RED
008314-01-000	EA	CONNECTOR-WIRE NUT, INSULATED - GRAY
008328-01-000	EA	TERMINAL-RING, 12/10 WIRE - #10 STUD FIT
008331-01-000	EA	TERMINAL-RING, TONGUE - #4 WIRE - 3/8" STUD - COPPER
008353-01-000	EA	CONNECTOR-CABLE CLAMPING, 3/8"
008355-01-000	EA	CONNECTOR-CABLE CLAMPING, 3/4"
008356-01-000	EA	CONNECTOR-PLASTIC, 3/8" AVG
024924-02-000	EA	RECEPTACLE-POWER CORD, W/PARTIAL PLATE
041953-01-000	FT	CONDUIT-CONVOLUTE SLIT, 1/2" ID
069238-01-000	EA	COVER-ELECTRICAL BOX, W/HOLE - 4" X 4" - GRAY USED WITH 30 OR 50 AMP RECEPTACLE
073937-03-000	EA	SWITCH-ROTARY SELECTOR, 3 DECK - A/C - CA20-USA892
073937-01-700	EA	KNOB-ROTARY SWITCH-A/C SEL
074890-01-000	EA	BOX-EXTENSION, STEEL - OPEN SIDES - 4" X 4" X 1 1/2"
074897-01-000	EA	COVER-ELECTRIC BOX, 1 LARGE & 2 SMALL HOLES - 4" X 4"
091213-01-000	EA	BOX-CIRCUIT BREAKER- W/KNOCKOUTS - 5.3" X 11.8" X 2.5"
092615-01-000	EA	CONVERTER-40 AMP, W/CHARGER - B-W 32400P
094809-01-000	EA	LOAD CENTER-240 VOLT, 125 AMP
094810-01-000	EA	CIRCUIT BREAKER-DOUBLE 30 AMP, GE THQL2130
094811-01-000	EA	CIRCUIT BREAKER-DOUBLE 20 AMP, GE THQL2120
000C26-04-10B	EA	BOLT-HEX, SER FLG - 1/4-20 X 5/8 ZINC
000D14-05-00B	EA	NUT-HEX, 5/16-18 - ZN 5
000D39-04-00B	EA	NUT-HEX, SER FLG LK 1/4 - 20 ZN
000D39-05-00B	EA	NUT-HEX, SER FLG LK - 5/16 - 18 ZN
007131-01-000	EA	HANGER-TAILPIPE
024976-01-000	EA	SWITCH-GENERATOR, W/O CIRCUIT BOARD
041480-01-000	EA	CONNECTOR-STRAIGHT, 1/2" FLEX CONDUIT
088238-01-000	EA	COVER-A/C SELECTOR SWITCH FOR FRONT OR REAR
031035-01-000	EA	GAUGE-HOURMETER
077353-09-000	EA	SHROUD-INSTRUMENT PANEL CLUSTER, GENERATOR
081087-01-000	EA	LIGHT ASM-INDICATOR
097372-04-01A	EA	SWITCH-MOMENTARY-OFF-MOMENTARY

**1991 WINNEBAGO
TABLE OF CONTENTS**

INTRODUCTION	A-01 - A-02
ABBREVIATIONS	A-03
ALPHABETICAL INDEX	A-04 - A-06
WCN28RT	A-07 - G-10
WCN32RQ	G-11 - L-20

1991 WCN32RQ INDEX

FLOOR PLAN	G-11 - G-12
ACCESSORIES	G-13 - G-24
BATH	H-01 - H-04
BEDROOM	H-05 - H-08
CHASSIS	H-09 - H-24
C C & PAD	I-01 - I-08
DINETTE	I-09 - I-10
DRIVERS	I-11 - I-14
ELECTRICAL	I-15 - I-22
EXTERIOR BODY	I-23 - J-08
GALLEY	J-09 - J-14
HEATING & A/C	J-15 - J-20
INTERIOR FINISH	J-21 - K-01
LABEL	K-02 - K-10
LP	K-11
LOUNGE	K-12 - K-13
SEALANTS & FASTENERS	K-14 - K-16
WATER & SEWAGE	K-17 - K-21
WINDOW, VENT AND EXTERIOR DOOR	K-22 - L-20

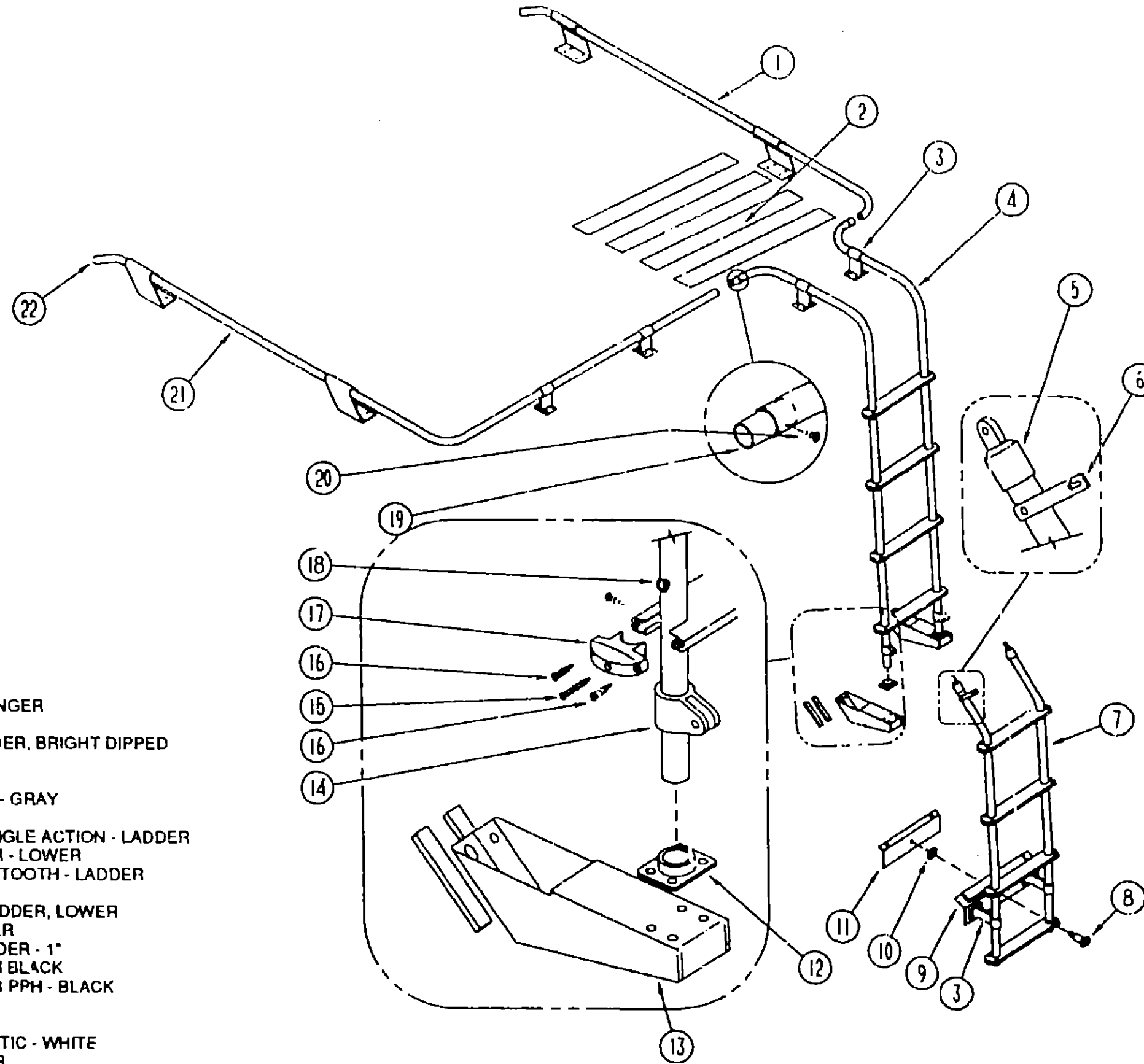
ACCESSORIES GROUP (CONTINUED)

LUGGAGE RACK & LADDER OPTION L35U

1991 WINNEBAGO

TABLE OF CONTENTS

INTRODUCTION	A-01 - A-02
ABBREVIATIONS	A-03
ALPHABETICAL INDEX	A-04 - A-06
WCN28RT	A-07 - G-10
WCN32RQ	G-11 - L-20

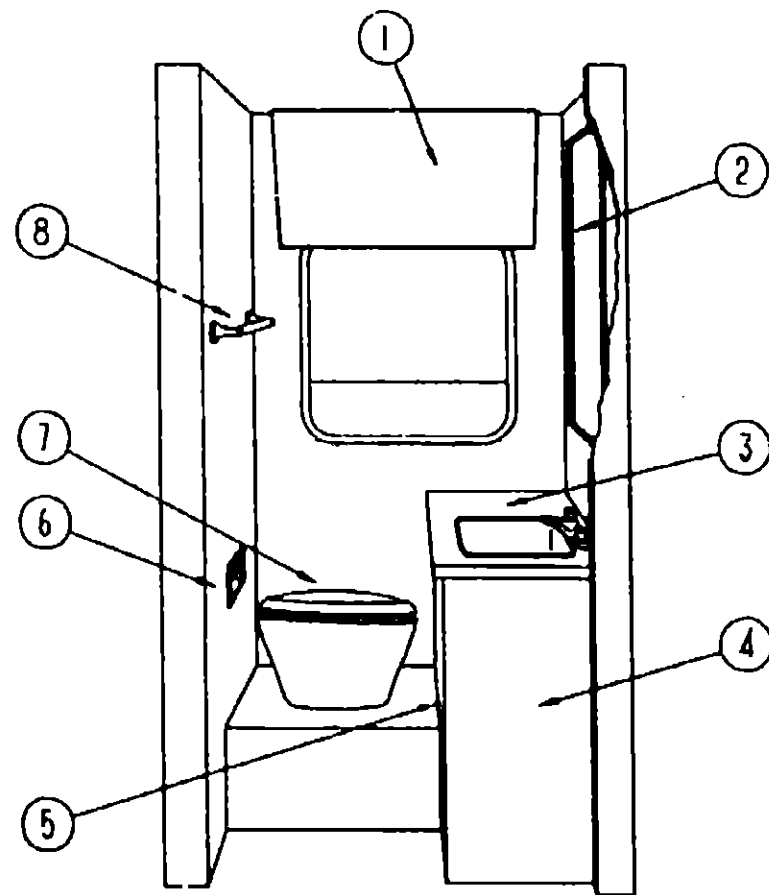


1991 WCN32RQ INDEX

FLOOR PLAN	G-11 - G-12
ACCESSORIES	G-13 - G-24
BATH	H-01 - H-04
BEDROOM	H-05 - H-08
CHASSIS	H-09 - H-24
C & PAD	I-01 - I-08
DINETTE	I-09 - I-10
DRIVERS	I-11 - I-14
ELECTRICAL	I-15 - I-22
EXTERIOR BODY	I-23 - J-08
GALLEY	J-09 - J-14
HEATING & A/C	J-15 - J-20
INTERIOR FINISH	J-21 - K-01
LABEL	K-02 - K-10
LP	K-11
LOUNGE	K-12 - K-13
SEALANTS & FASTENERS	K-14 - K-16
WATER & SEWAGE	K-17 - K-21
WINDOW, VENT AND EXTERIOR DOOR	K-22 - L-20

KEY PART NUMBER	U/M	DESCRIPTION
1	EA	081026-09-Y12 RACK-LUGGAGE, PASSENGER
2	EA	038327-01-000 TAPE-ANTI SLIP, 2" X 60"
3	EA	091085-02-000 STANDOFF-RACK & LADDER, BRIGHT DIPPED
4	EA	092964-01-Y12 LADDER-UPPER
5	EA	081115-01-000 CAP-TOP, 1 INCH
6	EA	080873-01-000 LATCH-LADDER, LOWER - GRAY
7	EA	092963-01-Y12 LADDER-LOWER
8	EA	081056-01-000 PIN-QUICK RELEASE, SINGLE ACTION - LADDER
9	EA	081152-01-000 PLATE-BUMPER, LADDER - LOWER
10	EA	081055-01-000 SPRING GRIP-INTERNAL TOOTH - LADDER
11	EA	081107-01-000 BRACKET-BUMPER PIN
12	EA	067165-01-000 MOUNTING BRACKET-LADDER, LOWER
13	EA	092967-01-01A FOOTING-LADDER, UPPER
14	EA	081116-01-000 SLIDE-TOP, RACK & LADDER - 1"
15	EA	000G68-10-36T SCREW-10-12 X 2.25 POH BLACK
16	EA	000G99-06-10T SCREW-SF/DR, 6-20 X 5/8 PPH - BLACK
17	EA	076980-02-000 END CAP-STEP, BLACK
17	EA	076980-02-000 END CAP-STEP, BLACK
18	EA	081113-01-000 BUSHING-FLANGE, PLASTIC - WHITE
21	EA	081026-10-Y12 RACK-LUGGAGE, DRIVER
22	EA	081114-01-000 PLUG-ROUND, RACK & LADDER ENDS - PLASTIC - 1" DIA.

BATH GROUP



BATH CABINET

KEY PART NUMBER
P00520-23-B07
041953-03-000
009112-01-000
042438-01-000

KEY PART NUMBER
093251-01-Y12
095040-01-01A
M92870-01-Y12
093168-01-01A
093169-01-01A
009059-02-000
094485-01-01A
093184-01-01A
093213-01-000

KEY PART NUMBER
093170-01-01A
093170-03-01A
093250-01-Y12
093250-03-B07
093251-01-Y12
095040-01-01A
M92871-01-Y12
061604-01-000
092652-01-000
093212-01-01A
093281-01-Y12
093832-01-01A

BATH GROUP (CONTINUED)

WARDROBE/PANTRY CABINET

U/M	DESCRIPTION
EA	DOOR-CABINET, W/O HARDWARE - 20.6" X 48"
FT	CONDUIT-CONVULUTED SLIT, 1" ID (CLOTHES ROD COVER)
EA	FLANGE-1" ROD, CLOTHES - PLASTIC - OFF WHITE
EA	DOWEL-WOOD, CLOTHES ROD - 1" DIAMETER X 4'

BATH DOOR & COMPONENTS

U/M	DESCRIPTION
EA	HEADER-DOOR, BATH & BIFOLD - PANELED - BATH CABINET MOUNTED
EA	HEADER-BATH, TAN - BIFOLD & BATH DOOR - BATH CABINET MOUNT
EA	DOOR-CABINET, W/O HARDWARE - 24.4" X 75"
EA	TRIM-DOOR, BATH - 75.3" - TAN
EA	TRIM-DOOR, BATH - 75" - TAN
EA	HINGE-2" X 2.7", BRASS
EA	KNOB-DOOR, POLISHED BRASS
EA	PLATE-STRIKE, BATH DOOR - TAN
EA	CATCH-ROLLER, NYLON

BIFOLD DOOR & COMPONENTS

U/M	DESCRIPTION
EA	HEADER-DOOR, BATH - 28.7" - TAN - FRONT AISLE MOUNT FROM: 00-00-00 THRU: 06-24-90
EA	HEADER-DOOR, BATH - 27.8" - TAN - FRONT AISLE MOUNT FROM: 06-25-90 THRU: 99-99-99
EA	HEADER-DOOR, BATH BIFOLD - PANELED - FRONT AISLE MOUNT FROM: 00-00-00 THRU: 06-24-90
EA	HEADER-DOOR, BATH BIFOLD - PANELED - FRONT AISLE MOUNT FROM: 06-25-90 THRU: 99-99-99
EA	HEADER-DOOR, BATH & BIFOLD - PANELED - BATH CABINET MOUNTED
EA	HEADER-DOOR, BIFOLD & BATH - METAL - TAN - CABINET MOUNTED
EA	DOOR-CABINET, BI-FOLD - W/O HARDWARE - 13.2" X 75.4" EACH
EA	SLIDE-BOLT, ANTIQUE BRASS
EA	GUIDE WHEEL-DOOR, TOP MOUNT
EA	BOLT-DOOR, BRASS
EA	TRIM-OAK, DOOR - 2" X 74.3"
EA	KNOB-DOOR, BRIGHT BRASS

1991 WINNEBAGO

TABLE OF CONTENTS

INTRODUCTION	A-01 - A-02
ABBREVIATIONS	A-03
ALPHABETICAL INDEX	A-04 - A-06
WCN28RT	A-07 - G-10
WCN32RQ	G-11 - L-20

1991 WCN32RQ INDEX

FLOOR PLAN	G-11 - G-12
ACCESSORIES	G-13 - G-24
BATH	H-01 - H-04
BEDROOM	H-05 - H-08
CHASSIS	H-09 - H-24
C C & PAD	I-01 - I-08
DNETTE	I-09 - I-10
DRIVERS	I-11 - I-14
ELECTRICAL	I-15 - I-22
EXTERIOR BODY	I-23 - J-08
GALLEY	J-09 - J-14
HEATING & A/C	J-15 - J-20
INTERIOR FINISH	J-21 - K-01
LABEL	K-02 - K-10
LP	K-11
LOUNGE	K-12 - K-13
SEALANTS & FASTENERS	K-14 - K-16
WATER & SEWAGE	K-17 - K-21
WINDOW, VENT AND EXTERIOR DOOR	K-22 - L-20

KEY PART NUMBER	U/M	DESCRIPTION
1 089683-01-01A	EA	CABINET-MEDICINE, JENSEN
083513-03-000	EA	BRACKET-MEDICINE CABINET, FRONT SIDE - BEIGE
083513-04-000	EA	BRACKET-MEDICINE CABINET, REAR SIDE - BEIGE
078028-31-W13	EA	TRIM-MEDICINE CABINET, 2.5" X 12.7" - WOOD
2 083446-03-Y15	EA	MIRROR ASM
3 096990-11-B07	EA	COUNTERTOP-LAVATORY
4 M04172-01-B07	EA	CABINET-LAVATORY, W/O DOORS OR HARDWARE
5 P00520-17-B07	EA	DOOR-CABINET, W/O HARDWARE - 12" X 21.8"
6 085278-01-000	EA	HOLDER-PAPER, RECESSED - BRASS
7 084078-01-000	EA	TOILET-THETFORD, MODEL 50 - 15.6" X 18.9" X 11.1" - IVORY
8 075453-02-000	EA	BAR-TOWEL, 18" BRASS
075454-02-000	EA	RING-TOWEL, W/MOUNTING HARDWARE - BRASS
075240-05-000	EA	FAUCET-LAVATORY, BRASS
091253-01-000	EA	GASKET-FAUCET, LAVATORY
091255-02-000	FT	SEAL-ADHESIVE BACKED FOAM, 1.5" X .18"
096927-01-01A	EA	SINK-LAVATORY, RECTANGULAR - PLASTIC - BONE
096927-01-700	EA	SINK-STOPPER
096927-01-701	EA	TAILPIECE-SINK

CANADIAN OPTION L2&5

KEY PART NUMBER	U/M	DESCRIPTION
011048-05-000	EA	SHOWER HEAD-W/60" HOSE, W/O VACUUM BREAKER - CANADIAN
075240-06-000	EA	FAUCET-LAVATORY, BONE
075241-05-000	EA	FAUCET-SHOWER, BONE
081211-02-000	EA	PLUG-PLASTIC, .36" - BLACK

BATH GROUP (CONTINUED)

SHOWER DOOR & COMPONENTS

KEY PART NUMBER	U/M	DESCRIPTION
092574-03-01A	EA	DOOR-SHOWER, HINGED PANEL - COASTAL
092574-01-700	EA	KNOB-SAFETY LATCH
092574-01-701	EA	BRACKETS-TOWEL BAR, W/STUDS
092574-01-702	EA	BAR-TOWEL, 30"
092574-01-703	EA	PULL-DOOR, GOLD
092574-01-704	EA	SCREW-GOLD, #6 3/8
092574-01-705	EA	MAGNETIC STRIP-56, 7/8"
022992-11-000	FT	MOLDING-REVERSE COVE, T-SHAPED - VINYL - IVORY FROM: 00-00-00 THRU: 04-15-90
009767-12-000	FT	MOLDING-SIDEWALL TO CEILING/CABINET - WELTING - OFF WHITE
077840-14-W24	EA	MOLDING-CAP, WALL - WOOD - W/LIP - 1.4" X 80"
M02630-10-Y12	EA	PAN-SHOWER, W/STRAINER & TAILPIECE FROM: 00-00-00 THRU: 04-15-90
066729-01-000	EA	STRAINER-TUB/SHOWER DRAIN
069640-01-000	FT	SEALER-RIBBON, 1/4" DIAMETER - INCREMENTS OF 20"
069735-01-000	EA	WASHER-STRAINER TO TAILPIECE PLASTIC, 1.5"
M02630-16-B07	EA	PAN-SHOWER, W/STRAINER FROM: 04-16-90 THRU: 99-99-99

SHOWER COMPONENTS

KEY PART NUMBER	U/M	DESCRIPTION
066729-01-000	EA	STRAINER-TUB/SHOWER DRAIN
069640-01-000	FT	SEALER-RIBBON, 1/4" DIAMETER - INCREMENTS OF 20"
069735-01-000	EA	WASHER-STRAINER TO TAILPIECE PLASTIC, 1.5"
066436-01-000	EA	NUT-SLIP, TAILPIECE - 1.5"
101530-01-01A	EA	SURROUND-SHOWER, 59" X 24.8" - PLASTIC - OFF WHITE
101531-01-01A	EA	SURROUND-SHOWER, TWO SIDED - PLASTIC - OFF WHITE
101532-01-01A	EA	TOP CAP-SHOWER, 35" X 23" X 9" - PLASTIC - OFF WHITE
092874-01-01A	EA	CADDIE-CORNER, REAR - OFF WHITE NOT USED AFTER 07-16-90 FROM: 00-00-00 THRU: 07-16-90
092874-02-01A	EA	CADDIE-CORNER, FRONT - OFF WHITE NOT USED AFTER 07-16-90 FROM: 00-00-00 THRU: 07-16-90
093069-01-01A	EA	MOLDING-BATH TUB, OFF WHITE - 36.2" NOT USED AFTER 07-16-90 FROM: 00-00-00 THRU: 07-16-90
093069-02-01A	EA	MOLDING-BATHTUB, OFF WHITE - 26.6" NOT USED AFTER 07-16-90 FROM: 00-00-00 THRU: 07-16-90
093950-01-02A	EA	TRIM-THRESHOLD, SHOWER - TAN
011048-02-000	EA	HEAD-SHOWER, W/60" HOSE
075242-03-000	EA	FAUCET-TUB/SHOWER, BRASS FROM: 00-00-00 THRU: 07-16-90
075241-04-000	EA	FAUCET-SHOWER, BRASS FROM: 07-17-90 THRU: 99-99-99
075606-01-000	EA	PANEL-FAUCET BACK, SHOWER - PLASTIC
091255-01-000	FT	SEAL-FOAM, 3.2MM X 4.8MM
057671-01-000	EA	COVER-SCREW, #8 - PLASTIC - OFF WHITE

BATH GROUP (CONTINUED)

PORCELAIN MARINE TOILET OPTION L43E

KEY PART NUMBER	U/M	DESCRIPTION
063641-01-000	EA	FLANGE-CLOSET, 4" X 3"
085330-04-000	EA	TOILET-CHINA, SHORTY W/SPRAY
085330-04-700	EA	BREAKER-VACUUM, FOR HANDSPRAY - SEALAND# 230325
085330-04-701	EA	HAND SPRAY W/HOSE
085330-04-702	EA	LEVER-FLUSH, SEALAND# 340825
085330-04-703	EA	COVER ASM-PEDAL, SEALAND# 310118
085330-04-704	EA	BASE ASM-BONE, SEALAND# 310124
085330-04-705	EA	COVER ASM-PEDESTAL, SEALAND# 310109
085330-04-706	EA	BREAKER-VACUUM, W/HAND SPRAY - SEALAND# 385319055

TOILET & COMPONENTS

KEY PART NUMBER	U/M	DESCRIPTION
063641-01-000	EA	FLANGE-CLOSET, 4" X 3"
064076-01-000	EA	TOILET-THETFORD, MODEL 50 - 15.6" X 18.9" X 11.1" - IVORY
039341-02-704	EA	SEAT & COVER SET-NEWSTYLE, THETFORD 08855
700011-14-003	EA	BREAKER-VACUUM, WHITE - THETFORD 08200
039341-02-703	EA	PLUG-HOLE, IVORY - THETFORD 03895-10
039341-01-700	EA	MECH-ASM-SH SL & SH GL & GH, THETFORD 15283
039341-02-705	EA	MOUNTING PACKAGE-THETFORD 08975
064076-01-701	EA	MECHANISM STARLIGHT IVORY, THETFORD 14622
067487-01-701	EA	WATER SAVER PACKAGE-THETFORD 08993
067487-01-702	EA	CLAMP-THETFORD 03752

1991 WINNEBAGO

TABLE OF CONTENTS

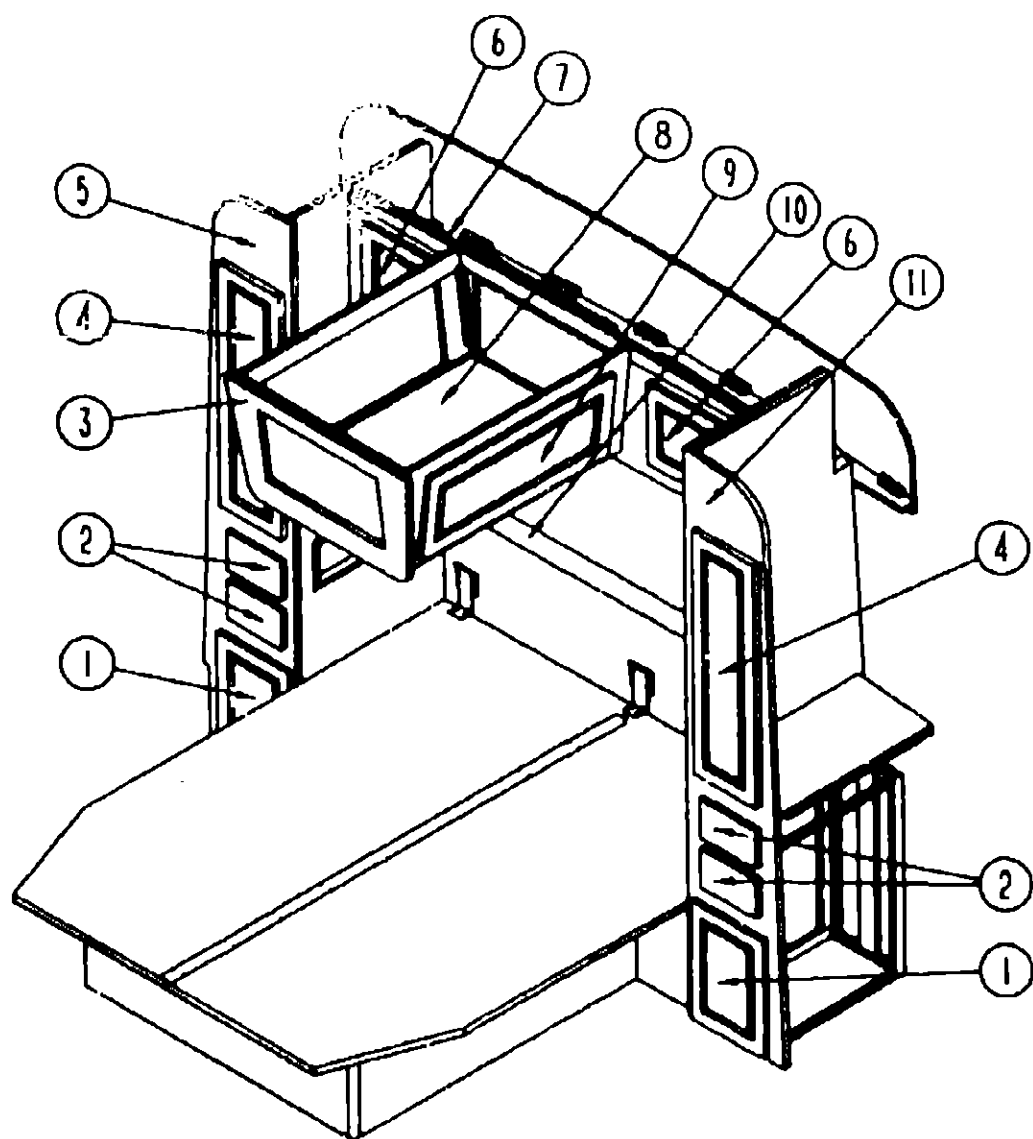
INTRODUCTION	A-01 - A-02
ABBREVIATIONS	A-03
ALPHABETICAL INDEX	A-04 - A-06
WCN28RT	A-07 - G-10
WCN32RQ	G-11 - L-20

1991 WCN32RQ INDEX

FLOOR PLAN	G-11 - G-12
ACCESSORIES	G-13 - G-24
BATH	H-01 - H-04
BEDROOM	H-05 - H-08
CHASSIS	H-09 - H-24
C C & PAD	I-01 - I-08
DINETTE	I-09 - I-10
DRIVERS	I-11 - I-14
ELECTRICAL	I-15 - I-22
EXTERIOR BODY	I-23 - J-08
GALLEY	J-09 - J-14
HEATING & A/C	J-15 - J-20
INTERIOR FINISH	J-21 - K-01
LABEL	K-02 - K-10
LP	K-11
LOUNGE	K-12 - K-13
SEALANTS & FASTENERS	K-14 - K-16
WATER & SEWAGE	K-17 - K-21
WINDOW, VENT AND EXTERIOR DOOR	K-22 - L-20

BEDROOM GROUP

DOUBLEBED CABINRY AND COMPONENTS



KEY PART NUMBER

1	P00520-16-B07
2	P00521-05-B07
3	089599-01-B07
4	P00520-14-B07
5	M04163-01-B07
	041953-03-000
	009112-01-000
	042438-01-000
6	P00520-07-B07
7	M04156-01-B07
	092082-02-01A
8	M04157-01-B07
9	P00520-06-B07
10	092525-01-B07
	094791-01-Y12
11	092865-01-B07

U/M DESCRIPTION

EA	DOOR-CABINET, W/O HARDWARE
EA	DRAWER-CABINET, W/O HARDWARE - 8.5" X 19.5"
EA	END CAP-CABINET, OVERHEAD - CENTER ISLAND
EA	DOOR-CABINET, W/O HARDWARE
EA	CABINET-SHIRT CLOSET, PASSENGER SIDE - W/O DOORS OR HARDWARE
EA	CABINET-SHIRT CLOSET, PASS SIDE - W/O DOORS OR HARDWARE (RADIO OPT.)
FT	CONDUIT-CONVOLUTED SLIT, 1" ID (CLOTHES ROD COVER)
EA	FLANGE-1" ROD, CLOTHES - PLASTIC - OFF WHITE
EA	DOWEL-WOOD, CLOTHES ROD - 1" DIAMETER X 4'
EA	DOOR-CABINET, BACKWALL - W/O HARDWARE - 11" X 11"
EA	CABINET-OVERHEAD, BACKWALL - W/O DOORS OR HARDWARE
EA	SHELF-CABINET, BACKWALL OVERHEAD
EA	CABINET-OVERHEAD, BED ISLAND - W/O DOORS OR HARDWARE
EA	DOOR-CABINET, W/O HARDWARE - 12" X 29.1"
EA	COUNTERTOP-BACKWALL
EA	TRIM-CABINET TO BACKWALL COUNTERTOP - 1.5" X 4.25" - WOOD
EA	CABINET-SHIRT CLOSET, DRIVER SIDE - W/O DOORS OR HARDWARE

KEY PART NUMBER

084357-01-W13
084356-03-000
023320-01-000
084412-01-000
084451-01-000
084625-02-000
384413-01-000

U/M DESCRIPTION

EA	STAND-TV, W/MIRROR
EA	INSERT-TV STAND TAN
EA	PAD-FELT, 3/8" DIAMETER - BROWN
EA	SUPPORT-HINGED
EA	CATCH-TV SHELF, BRASS
EA	HINGE-ALUMINUM, WHOLES - 17.2" - TAN
EA	HINGE-CONTINUOUS, ALUMINUM - 1" X 72" - W/HOLES

TV STAND

1991 WINNEBAGO TABLE OF CONTENTS

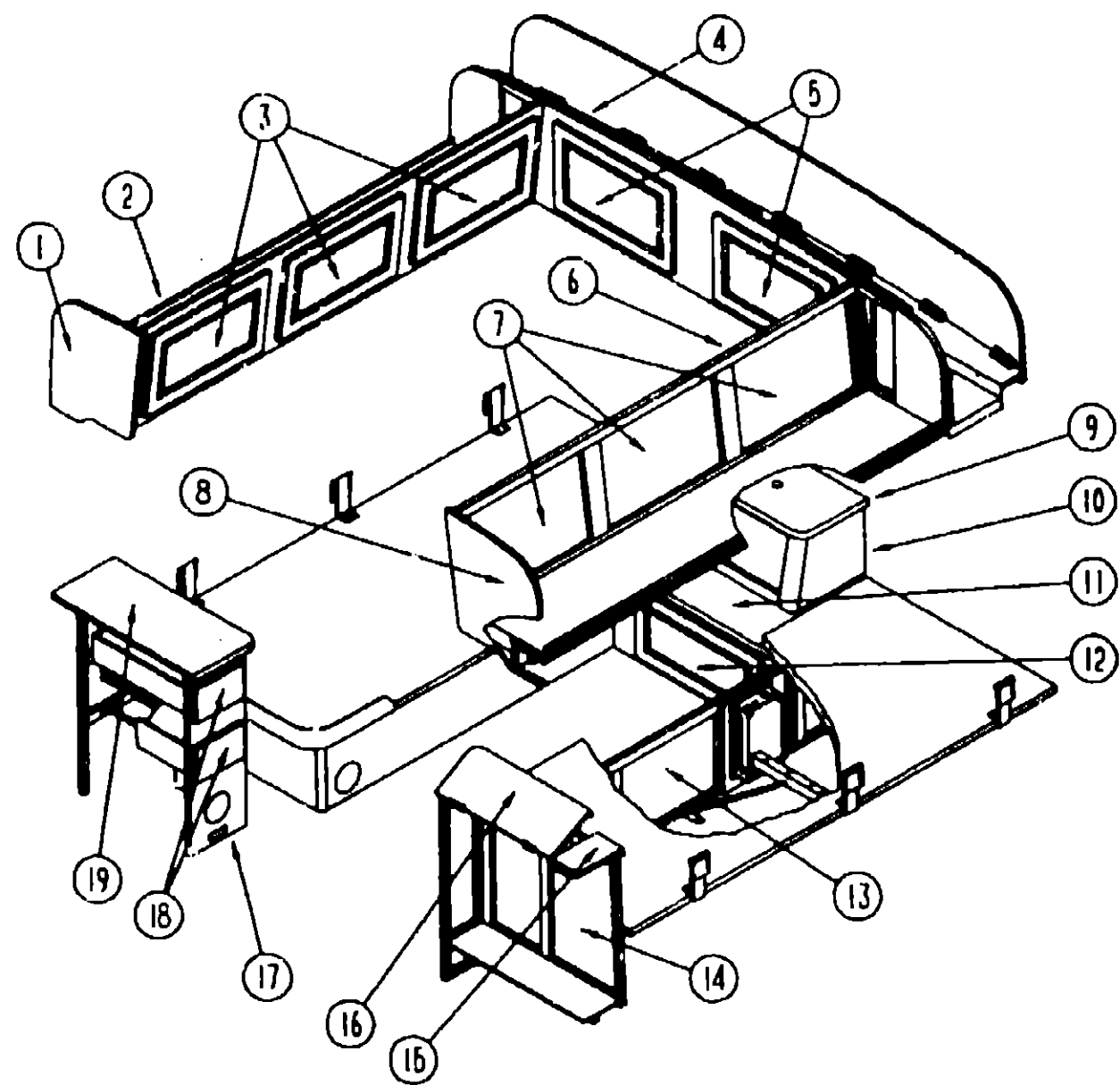
INTRODUCTION	A-01 - A-02
ABBREVIATIONS	A-03
ALPHABETICAL INDEX	A-04 - A-06
WCN28RT	A-07 - G-10
WCN32RQ	G-11 - L-20

1991 WCN32RQ INDEX

FLOOR PLAN	G-11 - G-12
ACCESSORIES	G-13 - G-24
BATH	H-01 - H-04
BEDROOM	H-05 - H-08
CHASSIS	H-09 - H-24
C.C. & PAD	I-01 - I-08
DINETTE	I-09 - I-10
DRIVERS	I-11 - I-14
ELECTRICAL	I-15 - I-22
EXTERIOR BODY	I-23 - J-08
GALLEY	J-09 - J-14
HEATING & A/C	J-15 - J-20
INTERIOR FINISH	J-21 - K-01
LABEL	K-02 - K-10
LP	K-11
LOUNGE	K-12 - K-13
SEALANTS & FASTENERS	K-14 - K-16
WATER & SEWAGE	K-17 - K-21
WINDOW, VENT AND EXTERIOR DOOR	K-22 - L-20

BEDROOM GROUP (CONTINUED)

TWIN BEDS CABINRY AND COMPONENTS



KEY PART NUMBER

1	092747-01-B07
2	M04154-04-B07
3	P00520-01-B07
4	M04155-02-B07
5	P00520-04-B07
6	M04154-05-B07
7	P00520-01-B07
8	092747-01-B07
9	096869-12-B07
10	096869-01-B07
11	096869-11-B07
	M82184-29-B07
12	096869-14-AB6
13	P00520-18-B07
14	M92861-01-B07
15	092861-11-B07
16	092861-12-B07
17	M92858-01-B07
18	P00521-04-B07
19	092858-11-B07
	092525-02-B07
	094791-01-Y12
	094791-02-Y12

U/M DESCRIPTION

EA	END CAP-CABINET, OVERHEAD - FRONT
EA	CABINET-OVERHEAD, PASSENGER SIDE - W/O DOORS OR HARDWARE
EA	DOOR-CABINET, W/O HARDWARE - 14.4" X 21.9"
EA	CABINET-OVERHEAD, BACKWALL - W/O DOORS OR HARDWARE
EA	DOOR-CABINET, W/O HARDWARE - 13.4" X 21.9"
EA	CABINET-OVERHEAD, DRIVER SIDE - W/O DOORS OR HARDWARE
EA	DOOR-CABINET, W/O HARDWARE - 14.4" X 21.9"
EA	END CAP-CABINET, OVERHEAD - FRONT
EA	COUNTERTOP-NIGHTSTAND, UPPER
EA	CABINET-NIGHTSTAND, W/O DOORS OR HARDWARE
EA	COUNTERTOP-NIGHTSTAND, LOWER
EA	DRAWER-CABINET, W/O HARDWARE - 11" X 21.9"
EA	DOOR-TAMBOUR, W/O HARDWARE - 11.6" X 15"
EA	DOOR-CABINET, W/O HARDWARE - 12.8" X 17.7"
EA	CABINET-CLOTHES HAMPER, W/O HARDWARE OR FLIP-UP TOP
EA	COUNTERTOP-HAMPER, STATIONARY
EA	TOP-HAMPER, FLIP-UP - W/HINGE
EA	CABINET-NIGHTSTAND, W/O DOORS, HARDWARE OR COUNTERTOP
EA	DRAWER-CABINET, W/O HARDWARE - 7.9" X 16.9"
EA	COUNTERTOP-NIGHTSTAND
EA	COUNTERTOP-BACKWALL
EA	TRIM-CABINET TO BACKWALL COUNTERTOP - 1.5" X 4.25" - WOOD PASSENGER SIDE
EA	TRIM-CABINET TO BACKWALL COUNTERTOP - 1.5" X 4.25" - WOOD

1991 WINNEBAGO

TABLE OF CONTENTS

INTRODUCTION	A-01 - A-02
ABBREVIATIONS	A-03
ALPHABETICAL INDEX	A-04 - A-06
WCN28RT	A-07 - G-10
WCN32RQ	G-11 - L-20

1991 WCN32RQ INDEX

FLOOR PLAN	G-11 - G-12
ACCESSORIES	G-13 - G-24
BATH	H-01 - H-04
BEDROOM	H-05 - H-08
CHASSIS	H-09 - H-24
C C & PAD	I-01 - I-08
DINETTE	I-09 - I-10
DRIVERS	I-11 - I-14
ELECTRICAL	I-15 - I-22
EXTERIOR BODY	I-23 - J-08
GALLEY	J-09 - J-14
HEATING & A/C	J-15 - J-20
INTERIOR FINISH	J-21 - K-01
LABEL	K-02 - K-10
LP	K-11
LOUNGE	K-12 - K-13
SEALANTS & FASTENERS	K-14 - K-16
WATER & SEWAGE	K-17 - K-21
WINDOW, VENT AND EXTERIOR DOOR	K-22 - L-20

CHASSIS GROUP

FORD CHASSIS COMPONENTS & FORD TIRE & WHEEL

KEY PART NUMBER	U/M	DESCRIPTION
007125-07-000	EA	CLAMP-MUFFLER, 2.50" DIAMETER
007125-11-000	EA	CLAMP-MUFFLER, 2.75"
053322-12-000	EA	SHIELD-HEAT, EXHAUST - 32" X 9"
060081-01-000	EA	STRAP-MOUNTING, FUEL LINE - 2" X 32"
067475-02-000	EA	BRACKET-TIE DOWN, BATTERY - 13.5" X 1.3"
093393-02-000	EA	PANEL-COWL, PASSENGER
094918-03-000	EA	CLAMP-EXHAUST, 2.5"
051377-01-000	EA	STEM-VALVE
063425-02-000	EA	TIRE-MICHELIN, LT235 / 85R16 LRE
095853-01-000	EA	WHEEL-STEEL, 16" X 6K - EBTZ - 1015 - A - ACCURIDE 28375-12

FUEL NECK & HOSE

KEY PART NUMBER	U/M	DESCRIPTION
095604-01-000	EA	HOSE-FUEL FILL, FORMED 2" ID
044317-01-000	FT	HOSE-FUEL, 3/8ID
095606-01-000	EA	NECK-FUEL FILL, W/CHECK VALVE - L-SHAPED - 18.2" LONG
088753-01-000	FT	TUBE-ALUMINIZED STEEL, 5/8" - 18 GAUGE
096054-01-000	EA	SUPPORT-EXHAUST PIPE, BENT - 2.6" X .8" - STEEL
096087-01-000	EA	BRACKET-STRAP, EXHAUST PIPE - W/CENTER BENT LIP - 13" X 5.

PARK BRAKE CABLE

KEY PART NUMBER	U/M	DESCRIPTION
096351-01-000	EA	CABLE-BRAKE, PARK - FORD CHASSIS

RADIATOR OVERFLOW BOTTLE

KEY PART NUMBER	U/M	DESCRIPTION
096630-C1-000	EA	BOTTLE-OVERFLOW, RADIATOR - GM 14042454

EXHAUST COMPONENTS

KEY PART NUMBER	U/M	DESCRIPTION
076310-01-000	EA	BAFFLE-RADIATOR, .12" X 15" X 62" - RUBBER
095190-01-000	EA	HANGER-EXHAUST, 4" X 1.4"
090195-01-000	EA	SHIELD-EXHAUST, 41" X 19.9" - GALVANIZED STEEL
090705-02-000	EA	SHIELD-EXHAUST
098795-05-000	EA	SHIELD-EXHAUST, 52.3" X 19.9" - GALVANIZED STEEL
098796-01-000	EA	SHIELD-EXHAUST, CONVERTOR
		FROM: 00-00-00 THRU: 11-25-90
098796-04-000	EA	SHIELD-EXHAUST, CONVERTER - 28.3" X 19.9"
		FROM: 02-15-91 THRU: 99-99-99
099344-01-000	EA	PIPE-EXHAUST, FRONT - 40.7" LONG - FORD
		FORD PROVIDED PART PRIOR TO 11-89
		FROM: 11-13-89 THRU: 04-30-90
096753-01-000	EA	PIPE-EXHAUST, DOUBLE WALL - 24.8"
		FROM: 00-00-00 THRU: 04-30-90
100572-01-000	EA	PIPE-EXHAUST, OFFSET - 15.2" LONG - 2.5" ID - FORD
		FROM: 05-01-90 THRU: 99-99-99
100600-01-000	EA	PIPE-EXHAUST, REAR - 42" LONG - FORD
		FROM: 05-01-90 THRU: 99-99-99
100601-01-000	EA	PIPE-EXHAUST, FRONT - 40.7" LONG - FORD
		FROM: 05-01-90 THRU: 99-99-99
096087-04-000	FA	BRACKET-STRAP, EXHAUST PIPE - W/SIDE LIP & NUTS - 13" X 5.6"
		FORD PROVIDED PART PRIOR TO 11-89
		FROM: 11-13-89 THRU: 01-14-90
096087-02-000	EA	BRACKET-STRAP, EXHAUST PIPE - 5.6" X 13" - W/NUTS
		FROM: 01-15-90 THRU: 99-99-99
095618-01-000	EA	SUPPORT-EXHAUST PIPE, 6.3" X 2" - STEEL - BLACK
		FROM: 00-00-00 THRU: 11-12-89
096055-02-000	EA	SUPPORT-EXHAUST PIPE, 1" X 15.8"
		FORD PROVIDED PART PRIOR TO 11-89
		FROM: 11-13-89 THRU: 99-99-99

CHASSIS GROUP CONTINUED

CANADIAN OPTION

KEY PART NUMBER	U/M	DESCRIPTION
007131-01-000	EA	HANGER-TAILPIPE
079059-02-000	EA	HOSE-90 DEGREE, .61" ID X 4" X 6"
088753-01-000	FT	TUBE-ALUMINIZED STEEL, 5/8" - 18 GAUGE
100138-01-000	EA	MODULE-DAYTIME RUNNING LIGHT
100158-01-000	EA	WIRE ASM-DAYTIME RUNNING LIGHTS
100159-01-000	EA	WIRE ASM-DAYTIME RUNNING LIGHTS, W/FUSE
100138-01-000	EA	MODULE-DAYTIME RUNNING LIGHT
100158-01-000	EA	WIRE ASM-DAYTIME RUNNING LIGHTS

JETRIDE SUSPENSION W/PARK & LEVEL L10C - CHEVY

KEY PART NUMBER	U/M	DESCRIPTION
000C12-05-16B	EA	BOLT-HEX, 5/16-18 X 1 - ZINC 5
000E13-17-00B	EA	WASHER-FLARE, 3/8" AR ZN
007125-11-000	EA	CLAMP-MUFFLER, 2.75"
016379-02-000	EA	STRAP-HANGER EXTENSION, 2" X 1" - STEEL
071374-03-000	EA	FITTING-BULKHEAD, 1/4" X 1/4" MNPT
090436-03-000	EA	SPRING-LEAF, SEMI - JET# 361
090436-05-000	EA	VALVE-HEIGHT, PARK/LEVEL - JET# 358-359
090436-06-000	EA	CONTROL-PARK/LEVEL, W/WIRING - JET# 340-364
090436-08-000	EA	MOUNT-AIRSPRING, UPPER DRIVER - JET# 375
090436-09-000	EA	MOUNT-AIRSPRING, UPPER PASSENGER - JET# 376
090436-34-000	EA	WIRING-ELECTRONIC, JET #60712
090436-35-000	EA	COMPRESSOR-TANK, W/O WIRING - JET# 60703
090436-36-000	EA	MOUNT-SPRING, LH - UPPER ELT - CHEVY - JET# 60750
090436-37-000	EA	MOUNT-SPRING, RH - UPPER ELT - CHEVY - JET# 60751
090436-10-000	EA	MOUNT-SPRING/AXLE, LOWER DRIVER - JET# 373
090436-11-000	EA	MOUNT-SPRING/AXLE, LOWER PASSENGER - JET# 374
090436-12-000	EA	U-BOLT-FOREWARD, STRAIGHT - 7/8" - JET# 351
090436-13-000	EA	U-BOLT-REARWARD, BENT - 7/8" - JET# 351-1
090436-14-000	EA	BAR-TRACK, W/PIVOT BOLTS & BRACKET - JET# 356-1
090436-16-000	EA	BRACKET-BRAKE HOSE/AXLE MOUNT, P-30 CHASSIS - JET# 370
091250-01-000	EA	BUSHING-SWAY BAR, 1.25" CUT - HELLWIG# PB 731
091250-02-000	EA	BUSHING-SWAY BAR, 1.25" UNCUT - HELLWIG# PB 734
091250-03-000	EA	BUSHING-SWAY BAR, 1.75" CUT - HELLWIG# PB 732
093237-04-000	EA	LABEL-CIRCUIT BREAKER, FRONT - AIR BAG COMP

JETRIDE SUSPENSION W/PARK & LEVEL L60C - FORD

KEY PART NUMBER	U/M	DESCRIPTION
090436-07-000	EA	COMPRESSOR-W/TANK & WIRING, JET# 345-1
290436-07-700	EA	COMPRESSOR (ONLY)
090436-31-000	EA	BAR-TRACK, W/BOLTS & BRACKETS - JET# 40356
090436-18-000	EA	MOUNT-AIRSPRING, UPPER DRIVER - JET# 40375
090436-19-000	EA	MOUNT-AIRSPRING, UPPER PASSENGER - JET# 40376
090436-20-000	EA	MOUNT-SPRING/AXLE, LOWER DRIVER - JET# 40373
090436-21-000	EA	MOUNT-SPRING/AXLE, LOWER PASSENGER - JET# 40374
090436-22-000	EA	U-BOLT, 1-14 X 4" X 14" - W/NUTS - JET# 40351
090436-23-000	EA	SPRING-LEAF, SEMI - FORD - JET# 40361
090436-25-000	EA	U-BOLT, 1-14 X 4" X 15" - W/NUTS - JET# 40352
090436-26-000	EA	BAR-STABILIZER, REAR - JET# 40358
090436-28-000	EA	SHIELD-HEAT, FUEL TANK - JET# 40360
090436-29-000	EA	BRACKET-BRAKE HOSE/FRAME, JET# 40362
090436-30-000	EA	BRACKET-BRAKE HOSE/CALIPER, JET# 40364
090436-31-000	EA	BAR-TRACK, W/BOLTS & BRACKETS - JET# 40356
090436-32-000	EA	CONTROL-PARK/LEVEL, ELECTRIC - JET #60778
090436-54-000	EA	WIRING-ELECTRONIC, JET #60712
090436-35-000	EA	COMPRESSOR-TANK, W/O WIRING - JET# 60703
096753-02-000	EA	PIPE-EXHAUST, FORD - 8.5" X 14.8"
100572-01-000	EA	PIPE-EXHAUST, OFFSET - 15.2" LONG - 2.5" ID - FORD
100593-01-000	FA	PIPE-EXHAUST, EXTENSION - FORD
100600-01-000	EA	PIPE-EXHAUST, REAR - 42" LONG - FORD
100601-01-000	EA	PIPE-EXHAUST, FRONT - 40.7" LONG - FORD

1991 WINNEBAGO

TABLE OF CONTENTS

INTRODUCTION	A-01 - A-02
ABBREVIATIONS	A-03
ALPHABETICAL INDEX	A-04 - A-06
WCN28RT	A-07 - G-10
WCN32RQ	G-11 - L-20

1991 WCN32RQ INDEX

FLOOR PLAN	G-11 - G-12
ACCESSORIES	G-13 - G-24
BATH	H-01 - H-04
BEDROOM	H-05 - H-08
CHASSIS	H-09 - H-24
C C & PAD	I-01 - I-08
DINETTE	I-09 - I-10
DRIVERS	I-11 - I-14
ELECTRICAL	I-15 - I-22
EXTERIOR BODY	I-23 - J-08
GALLEY	J-09 - J-14
HEATING & A/C	J-15 - J-20
INTERIOR FINISH	J-21 - K-01
LABEL	K-02 - K-10
LP	K-11
LOUNGE	K-12 - K-13
SEALANTS & FASTENERS	K-14 - K-16
WATER & SEWAGE	K-17 - K-21
WINDOW, VENT AND EXTERIOR DOOR	K-22 - L-20

CHASSIS GROUP CONTINUED

JET RIDE SUSPENSION WITH PARK AND LEVEL OPTION L60C - FORD & CHEVY

KEY PART NUMBER	U/M	DESCRIPTION
090436-32-000	EA	CONTROL-PARK/LEVEL, ELECTRIC - JET #60778
101025-01-01A	EA	PANEL-DASH, LOWER - W/CUTOUTS - CHEVY - 11.9" LONG - BLACK
097372-04-01A	EA	SWITCH-MOMENTARY/OFF/MOMENTARY

STABILIZER SHOCKS OPTION L64A (FRONT ONLY)

KEY PART NUMBER	U/M	DESCRIPTION
079942-01-000	EA	SHOCK ABSORBER-STABILIZER, FRONT - 4-WAY

HYDRAULIC LEVELING JACKS OPTION L64H - CHEVY

KEY PART NUMBER	U/M	DESCRIPTION
100532-01-000	EA	LEVELING SYSTEM-HYDRAULIC, HWH# AP7371
100533-04-000	EA	BRACKETS-FRONT LEVELING JACK, HWH# AP7392
100534-05-000	EA	BRACKETS-REAR LEVELING JACKS, HWH# AP6656
100535-02-000	EA	BRACKET-PUMP, LEVELING JACK, HWH P6282
100536-03-000	EA	HOSE KIT-LEVELING JACKS, HWH# AP7374
096808-01-000	EA	SPACER-PEDESTAL, DRIVER

HYDRAULIC LEVELING JACKS OPTION L64H - FORD

KEY PART NUMBER	U/M	DESCRIPTION
100532-01-000	EA	LEVELING SYSTEM-HYDRAULIC, HWH# AP7371
096808-01-000	EA	SPACER-PEDESTAL, DRIVER
100533-02-000	EA	BRACKETS-FRONT LEVELING JACK, HWH# AP7390
100534-06-000	EA	BRACKETS-REAR LEVELING JACKS, HWH# AP6857
100535-02-000	EA	BRACKET-PUMP, LEVELING JACK, HWH P6282
100536-03-000	EA	HOSE KIT-LEVELING JACKS, HWH# AP7374

MANUAL LEVELING JACKS OPTION L64L

KEY PART NUMBER	U/M	DESCRIPTION
099025-01-000	EA	STABILIZER-JACK, PASSENGER
099025-02-000	EA	STABILIZER-JACK, DRIVER
099116-01-000	EA	BRACKET-STABILIZER JACK, W/2 SQUARE TUBES
099641-02-000	EA	BRACKET-JACK, REAR
099642-01-000	EA	BRACKET-JACK, W/ANGLE BRACE
099642-02-000	EA	BRACKET-JACK, FRONT

CHASSIS GROUP CONTINUED

GENERATOR OPTION L05J - 5,000 WATT - EXPORT

KEY PART NUMBER	U/M	DESCRIPTION
007125-03-000	EA	CLAMP-MUFFLER - 1.5" DIA
007125-04-000	EA	CLAMP-MUFFLER, 1.1" DIA
006289-01-000	EA	BOX-ELECTRIC, STEEL - 1/2" AND 3/4" KNOCKOUTS - 4" X 4"
008294-01-000	EA	COVER-ELECTRICAL BOX, STEEL/BLANK - 4" X 4" - GRAY
079654-05-000	EA	PIPE-EXHAUST, ANGLED - W/FLANGE - EMERALD - ONAN 154-2539
100975-04-000	EA	GENERATOR-5KW, EMERALD, ONAN NHE/FN29237G
077353-09-000	EA	SHROUD-INSTRUMENT CLUSTER, BACK SHIELD - PLASTIC - BLACK NOT USED AFTER 7-01-90

FROM: 00-00-00 THRU: 07-01-90

083152-01-000	EA	PIPE-EXHAUST, GENERATOR - ONAN - 1.3"OD X 33.3" X 27.7"
083152-03-000	EA	PIPE-EXHAUST, GENERATOR - 1.37"OD X 4.92" X 11.8"
083152-06-000	EA	PIPE-EXHAUST, GENERATOR - ONAN - 1.3" OD X 4.9" X 55.1"
093590-04-000	EA	MUFFLER-GENERATOR
008054-01-000	EA	CORD-POWER, 10/3 WIRE - 30 AMP - 25'
000G11-08-088	EA	SCREW, 8-18 X 1/2 PPH ZN
000G11-10-168	EA	SCREW, 10-18 X 1 - PPH ZN
000G67-10-128	EA	SCREW, 10-12 X 3/4 - PPH ZN
008026-01-000	FT	WIRE-12/2, ROMEX - W/GROUND
008311-01-000	EA	CONNECTOR-WIRE NUT, INSULATED - RED
008314-01-000	EA	CONNECTOR-WIRE NUT, INSULATED - GRAY
008328-01-000	EA	TERMINAL-RING, 12/10 WIRE - #10 STUD FIT
008331-01-000	EA	TERMINAL-RING, TONGUE - #4 WIRE - 3/8" STUD - COPPER
008353-01-000	EA	CONNECTOR-CABLE CLAMPING, 3/8"
008355-01-000	EA	CONNECTOR-CABLE CLAMPING, 3/4"
008356-01-000	EA	CONNECTOR-PLASTIC, 3/8" AVG
024924-02-000	EA	RECEPTACLE-POWER CORD, W/PARTIAL PLATE
041953-01-000	FT	CONDUIT-CONVOLUTE SLIT .50ID
069238-01-000	EA	COVER-ELECTRICAL BOX, W/HOLE - 4" X 4" - GRAY USED WITH 30 OR 50 AMP RECEPTACLE

073937-03-000	EA	SWITCH-ROTARY SELECTOR, 3 DECK - A/C - CA20-USA892
073937-01-700	EA	KNOB-ROTARY SWITCH-A/C SEL
074890-01-000	EA	BOX-EXTENSION, STEEL - OPEN SIDES - 4" X 4" X 1 1/2"
074897-01-000	EA	COVER-ELECTRIC BOX, 1 LARGE & 2 SMALL HOLES - 4" X 4"
091213-01-000	EA	BOX-CIRCUIT BREAKER- W/KNOCKOUTS - 5.3" X 11.8" X 2.5"
092615-01-000	EA	CONVERTER-40 AMP, W/CHARGER - B-W 32400P
094809-01-000	EA	LOAD CENTER-240 VOLT, 125 AMP
094810-01-000	EA	CIRCUIT BREAKER-DOUBLE 30 AMP, GE THQL2130
094811-01-000	EA	CIRCUIT BREAKER-DOUBLE 20 AMP, GE THQL2120
000C26-04-108	EA	BOLT-HEX, SER FLG - 1/4-20 X 5/8 ZINC
000D14-05-008	EA	NUT-HEX, 5/16-18 - ZN 5
000D39-04-008	EA	NUT-HEX, SER FLG LK 1/4 - 20 ZN
000D39-05-008	EA	NUT-HEX, SER FLG LK - 5/16 - 18 ZN
007131-01-000	EA	HANGER-TAILPIPE
024976-01-000	EA	SWITCH-GENERATOR, W/O CIRCUIT BOARD
041480-01-000	EA	CONNECTOR-STRAIGHT, 1/2" FLEX CONDUIT
088238-01-000	EA	COVER-A/C SELECTOR SWITCH FOR FRONT OR REAR
031035-01-000	EA	GAUGE-HOURMETER
077353-09-000	EA	SHROUD-INSTRUMENT PANEL CLUSTER, GENERATOR
081087-01-000	EA	LIGHT ASM-INDICATOR
097372-04-01A	EA	SWITCH-MOMENTARY-OFF-MOMENTARY

**1991 WINNEBAGO
TABLE OF CONTENTS**

INTRODUCTION	A-01 - A-02
ABBREVIATIONS	A-03
ALPHABETICAL INDEX	A-04 - A-06
WCN28RT	A-07 - G-10
WCN32RQ	G-11 - L-20

1991 WCN32RQ INDEX

FLOOR PLAN	G-11 - G-12
ACCESSORIES	G-13 - G-24
BATH	H-01 - H-04
BEDROOM	H-05 - H-08
CHASSIS	H-09 - H-24
C C & PAD	I-01 - I-08
DINETTE	I-09 - I-10
DRIVERS	I-11 - I-14
ELECTRICAL	I-15 - I-22
EXTERIOR BODY	I-23 - J-08
GALLEY	J-09 - J-14
HEATING & A/C	J-15 - J-20
INTERIOR FINISH	J-21 - K-01
LABEL	K-02 - K-10
LP	K-11
LOUNGE	K-12 - K-13
SEALANTS & FASTENERS	K-14 - K-16
WATER & SEWAGE	K-17 - K-21
WINDOW, VENT AND EXTERIOR DOOR	K-22 - L-20

CHASSIS GROUP CONTINUED

GENERATOR-KOHLER, 4.5 KW - US OPTION L350 - CHEVY & FORD

KEY PART NUMBER	U/M	DESCRIPTION
007125-03-000	EA	CLAMP-MUFFLER - 1.5" DIA
007125-04-000	EA	CLAMP-MUFFLER, 1.1" DIA
008289-01-000	EA	BOX-ELECTRIC, STEEL - 1/2" AND 3/4" KNOCKOUTS - 4" X 4"
008294-01-000	EA	COVER-ELECTRICAL BOX, STEEL/BLANK - 4" X 4" - GRAY
083152-10-000	EA	PIPE-EXHAUST, GENERATOR - 1.4" DIA X 7.9" X 22"
093590-02-000	EA	MUFFLER-GENERATOR
093740-01-000	EA	GENERATOR-KOHLER, 4500KW - 4.5CKM21
008054-02-000	EA	CORD-POWER, 10-3 - 30AMP - 33'
000G11-08-08B	EA	SCREW, 8-18 X 1/2 PPH ZN
000G67-10-12B	EA	SCREW, 10-12 X 3/4 - PPH ZN
008001-01-000	FT	WIRE-10AWG, STRAND - WHITE
008026-01-000	FT	WIRE-12/2, ROMEX - W/GROUND
008311-01-000	EA	CONNECTOR-WIRE NUT, INSULATED - RED
008314-01-000	EA	CONNECTOR-WIRE NUT, INSULATED - GRAY
008328-01-000	EA	TERMINAL-RING, 12/10 WIRE - #10 STUD FIT
008331-01-000	EA	TERMINAL-RING, TONGUE - #4 WIRE - 3/8" STUD - COPPER
008353-01-000	EA	CONNECTOR-CABLE CLAMPING, 3/8"
008355-01-000	EA	CONNECTOR-CABLE CLAMPING, 3/4"
008356-01-000	EA	CONNECTOR-PLASTIC, 3/8" AVG
024924-02-000	EA	RECEPTACLE-POWER CORD, W/PARTIAL PLATE
041953-01-000	FT	CONDUIT-CONVOLUTE SLIT .50ID
067762-01-000	EA	CONVERTER-40 AMP, W/CHARGER - TRIAD TU-740-2
069238-01-000	EA	COVER-ELECTRICAL BOX, W/HOLE - 4" X 4" - GRAY USED WITH 30 OR 50 AMP RECEPTACLE
073937-03-000	EA	SWITCH-ROTARY SELECTOR, 3 DECK - A/C - CA20-USA892
073937-01-700	EA	KNOB-ROTARY SWITCH-A/C SEL
074890-01-000	EA	BOX-EXTENSION, STEEL - OPEN SIDES - 4" X 4" X 1 1/2"
074897-01-000	EA	COVER-ELECTRIC BOX, 1 LARGE & 2 SMALL HOLES - 4" X 4"
083209-03-000	EA	CIRCUIT BREAKER-15/20AMP, 120V - BW - 0-15/20
083209-05-000	EA	CIRCUIT BREAKER-20A, 120V - BW J-20
083209-06-000	EA	CIRCUIT BREAKER-30/15 AMP, 120V - BW D-30/15
091213-01-000	EA	BOX-CIRCUIT BREAKER- W/KNOCKOUTS - 5.3" X 11.8" X 2.5"
000C26-04-10B	EA	BOLT-HEX, SER FLG - 1/4-20 X 5/8 ZINC
000D14-05-00B	EA	NUT-HEX, 5/16-18 - ZN 5
000D39-04-00B	EA	NUT-HEX, SER FLG LK 1/4 - 20 ZN
000D39-05-00B	EA	NUT-HEX, SER FLG LK - 5/16 - 18 ZN
007125-03-000	EA	CLAMP-MUFFLER - 1.5" DIA
007131-01-000	EA	HANGER-TAILPIPE
008311-01-000	EA	CONNECTOR-WIRE NUT, INSULATED - RED
024976-01-000	EA	SWITCH-GENERATOR, W/O CIRCUIT BOARD
041480-01-000	EA	CONNECTOR-STRAIGHT, 1/2" FLEX CONDUIT
031035-01-000	EA	GAUGE-HOURMETER
081087-01-000	EA	LIGHT ASM-INDICATOR
097372-04-01A	EA	SWITCH-MOMENTARY-OFF-MOMENTARY
077353-09-000	EA	SHROUD-INSTRUMENT PANEL CLUSTER, GENERATOR

GENERATOR-KOHLER, 4.5 KW - CANADIAN OPTION L350 - CHEVY & FORD
SAME AS U.S. OPTION EXCEPT FOR THE FOLLOWING

KEY PART NUMBER	U/M	DESCRIPTION
008289-02-000	EA	BOX-ELECTRICAL, 4" X 4" - 1/2" & 3/4" KNOCKOUTS - CANADIAN
008294-02-000	EA	COVER-ELECTRICAL BOX, BLANK STEEL - 4" X 4" - CANADIAN
008052-01-000	EA	CORD-POWER, 10/3 - 30 AMP - 25' - CANADIAN
067762-02-000	EA	CONVERTER-40AMP, W/CHARGER - TRIAD TU-840-2
083210-02-000	EA	CIRCUIT BREAKER-GFI, 15A - 120V - BW U-15
093257-01-000	EA	BOX-ELECTRICAL, CIRCUIT BREAKER

CHASSIS GROUP CONTINUED

GENERATOR-KOHLER, 7 KW - US OPTION L37M- CHEVY & FORD

KEY PART NUMBER	U/M	DESCRIPTION
007125-03-000	EA	CLAMP-MUFFLER - 1.5" DIA
007125-04-000	EA	CLAMP-MUFFLER, 1.1" DIA
008289-01-000	EA	BOX-ELECTRIC, STEEL - 1/2" AND 3/4" KNOCKOUTS - 4" X 4"
008294-01-000	EA	COVER-ELECTRICAL BOX, STEEL/BLANK - 4" X 4" - GRAY
083152-06-000	EA	PIPE-EXHAUST, GENERATOR - ONAN - 1.3" OD X 4.9" X 55.1"
093547-01-000	EA	GENERATOR-KOHLER, 7KW - OCKM21
093590-04-000	EA	MUFFLER-GENERATOR, 7KW - KOHLER
083152-05-000	EA	PIPE-EXHAUST, GENERATOR
008054-02-000	EA	CORD-POWER, 10-3 - 30AMP - 33'
000G11-08-08B	EA	SCREW, 8-18 X 1/2 PPH ZN
000G11-10-16B	EA	SCREW, 10-16 X 1 - PPH ZN
000G67-10-12B	EA	SCREW, 10-12 X 3/4 - PPH ZN
008026-01-000	FT	WIRE-12/2, ROMEX - W/GROUND
008311-01-000	EA	CONNECTOR-WIRE NUT, INSULATED - RED
008314-01-000	EA	CONNECTOR-WIRE NUT, INSULATED - GRAY
008328-01-000	EA	TERMINAL-RING, 12/10 WIRE - #10 STUD FIT
008331-01-000	EA	TERMINAL-RING, TONGUE - #4 WIRE - 3/8" STUD - COPPER
008353-01-000	EA	CONNECTOR-CABLE CLAMPING, 3/8"
008355-01-000	EA	CONNECTOR-CABLE CLAMPING, 3/4"
008356-01-000	EA	CONNECTOR-PLASTIC, 3/8" AVG
024924-02-000	EA	RECEPTACLE-POWER CORD, W/PARTIAL PLATE
041953-01-000	FT	CONDUIT-CONVOLUTE SLIT, 1/2" ID
067762-01-000	EA	CONVERTER-40 AMP, W/CHARGER - TRIAD TU-740-2
069238-01-000	EA	COVER-ELECTRICAL BOX, W/HOLE - 4" X 4" - GRAY USED WITH 30 OR 50 AMP RECEPTACLE
073937-03-000	EA	SWITCH-ROTARY SELECTOR, 3 DECK - A/C - CA20-USA892
073937-01-700	EA	KNOB-ROTARY SWITCH-A/C SEL
074890-01-000	EA	BOX-EXTENSION, STEEL - OPEN SIDES - 4" X 4" X 1 1/2"
074897-01-000	EA	COVER-ELECTRIC BOX, 1 LARGE & 2 SMALL HOLES - 4" X 4"
083209-03-000	EA	CIRCUIT BREAKER-15/20AMP, 120V - BW - 0-15/20
083209-05-000	EA	CIRCUIT BREAKER-20A, 120V - BW J-20
083209-06-000	EA	CIRCUIT BREAKER-30/15 AMP, 120V - BW D-30/15
091213-01-000	EA	BOX-CIRCUIT BREAKER- W/KNOCKOUTS - 5.3" X 11.8" X 2.5"
000C26-04-10B	EA	BOLT-HEX, SER FLG - 1/4-20 X 5/8 ZINC
000D14-05-00B	EA	NUT-HEX, 5/16-18 - ZN 5
000D39-04-00B	EA	NUT-HEX, SER FLG LK 1/4 - 20 ZN
000D39-05-00B	EA	NUT-HEX, SER FLG LK - 5/16 - 18 ZN
007131-01-000	EA	HANGER-TAILPIPE
024976-01-000	EA	SWITCH-GENERATOR, W/O CIRCUIT BOARD
041480-01-000	EA	CONNECTOR-STRAIGHT, 1/2" FLEX CONDUIT
088238-01-000	EA	COVER-A/C SELECTOR SWITCH FOR FRONT OR REAR
031035-01-000	EA	GAUGE-HOURMETER
081087-01-000	EA	LIGHT ASM-INDICATOR
097372-04-01A	EA	SWITCH-MOMENTARY-OFF-MOMENTARY
077353-09-000	EA	SHROUD-INSTRUMENT PANEL CLUSTER, GENERATOR
007063-01-000	FT	HOSE-GAS 1/4" ID X 1/2" OD

GENERATOR-KOHLER, 7 KW - CANADIAN OPTION L37M- CHEVY & FORD
SAME AS U.S. OPTION EXCEPT FOR THE FOLLOWING

KEY PART NUMBER	U/M	DESCRIPTION
008289-02-000	EA	BOX-ELECTRICAL, 4" X 4" - 1/2" & 3/4" KNOCKOUTS - CANADIAN
008294-02-000	EA	COVER-ELECTRICAL BOX, BLANK STEEL - 4" X 4" - CANADIAN
083151-01-000	EA	MUFFLER-GENERATOR, ONAN - 1.6" OD
008289-02-000	EA	BOX-ELECTRICAL, 4" X 4" - 1/2" & 3/4" KNOCKOUTS - CANADIAN
067762-02-000	EA	CONVERTER-40AMP, W/CHARGER - TRIAD TU-840-2

**1991 WINNEBAGO
TABLE OF CONTENTS**

INTRODUCTION	A-01 - A-02
ABBREVIATIONS	A-03
ALPHABETICAL INDEX	A-04 - A-06
WCN28RT	A-07 - G-10
WCN32RQ	G-11 - L-20

1991 WCN32RQ INDEX

FLOOR PLAN	G-11 - G-12
ACCESSORIES	G-13 - G-24
BATH	H-01 - H-04
BEDROOM	H-05 - H-08
CHASSIS	H-09 - H-24
C C & PAD	I-01 - I-08
DINETTE	I-09 - I-10
DRIVERS	I-11 - I-14
ELECTRICAL	I-15 - I-22
EXTERIOR BODY	I-23 - J-08
GALLEY	J-09 - J-14
HEATING & A/C	J-15 - J-20
INTERIOR FINISH	J-21 - K-01
LABEL	K-02 - K-10
I.P	K-11
LOUNGE	K-12 - K-13
SEALANTS & FASTENERS	K-14 - K-16
WATER & SEWAGE	K-17 - K-21
WINDOW, VENT AND EXTERIOR DOOR	K-22 - L-20

CHASSIS GROUP CONTINUED

GENERATOR-ONAN, 3.5 KW - EXFORT OPTION L383

KEY PART NUMBER	U/M	DESCRIPTION
007125-03-000	EA	CLAMP-MUFFLER - 1.5" DIA
007125-04-000	EA	CLAMP-MUFFLER, 1.1" DIA
008289-01-000	EA	BOX-ELECTRIC, STEEL - 1/2" AND 3/4" KNOCKOUTS - 4" X 4"
008294-01-000	EA	COVER-ELECTRICAL BOX, STEEL/BLANK - 4" X 4" - GRAY
100974-05-000	EA	GENERATOR-4.0 KW EMERALD PLUS, ONAN BGE-FN
083152-04-000	EA	PIPE-EXHAUST, GENERATOR
093590-02-000	EA	MUFFLER-GENERATOR
008054-01-000	EA	CORD-POWER, 10/3 WIRE - 30 AMP - 25'
000G11-08-08B	EA	SCREW, 8-18 X 1/2 PPH ZN
000G67-10-12B	EA	SCREW, 10-12 X 3/4 - PPH ZN
008001-01-000	FT	WIRE-10AWG, STRAND - WHITE
008026-01-000	FT	WIRE-12/2, ROMEX - W/GROUND
008311-01-000	EA	CONNECTOR-WIRE NUT, INSULATED - RED
008314-01-000	EA	CONNECTOR-WIRE NUT, INSULATED - GRAY
008328-01-000	EA	TERMINAL-RING, 12/10 WIRE - #10 STUD FIT
008331-01-000	EA	TERMINAL-RING, TONGUE - #4 WIRE - 3/8" STUD - COPPER
008353-01-000	EA	CONNECTOR-CABLE CLAMPING, 3/8"
008355-01-000	EA	CONNECTOR-CABLE CLAMPING, 3/4"
008356-01-000	EA	CONNECTOR-PLASTIC, 3/8" AVG
024924-02-000	EA	RECEPTACLE-POWER CORD, W/PARTIAL PLATE
041953-01-000	FT	CONDUIT-CONVOLUTE SLIT, 1/2" ID
069238-01-000	EA	COVER-ELECTRICAL BOX, W/HOLE - 4" X 4" - GRAY USED WITH 30 OR 50 AMP RECEPTACLE
073937-03-000	EA	SWITCH-ROTARY SELECTOR, 3 DECK - A/C - CA20-USA892
073937-01-700	EA	KNOB-ROTARY SWITCH-A/C SEL
074890-01-000	EA	BOX-EXTENSION, STEEL - OPEN SIDES - 4" X 4" X 1 1/2"
074897-01-000	EA	COVER-ELECTRIC BOX, 1 LARGE & 2 SMALL HOLES - 4" X 4"
091213-01-000	EA	BOX-CIRCUIT BREAKER- W/KNOCKOUTS - 5.3" X 11.8" X 2.5"
092615-01-000	EA	CONVERTER-40 AMP, W/CHARGER - B-W 32400P
094809-01-000	EA	LOAD CENTER-240 VOLT, 125 AMP
094810-01-000	EA	CIRCUIT BREAKER-DOUBLE 30 AMP, GE THQL2130
094811-01-000	EA	CIRCUIT BREAKER-DOUBLE 20 AMP, GE THQL2120
000C26-04-10B	EA	BOLT-HEX, SER FLG - 1/4-20 X 5/8 ZINC
000D14-05-00B	EA	NUT-HEX, 5/16-18 - ZN 5
000D39-04-00B	EA	NUT-HEX, SER FLG LK 1/4 - 20 ZN
000D39-05-00B	EA	NUT-HEX, SER FLG LK - 5/16 - 18 ZN
007131-01-000	EA	HANGER-TAILPIPE
024976-01-000	EA	SWITCH-GENERATOR, W/O CIRCUIT BOARD
041480-01-000	EA	CONNECTOR-STRAIGHT, 1/2" FLEX CONDUIT
031035-01-000	EA	GAUGE-HOURMETER
077353-09-000	EA	SHROUD-INSTRUMENT PANEL CLUSTER, GENERATOR
081087-01-000	EA	LIGHT ASM-INDICATOR
097372-04-01A	EA	SWITCH-MOMENTARY-OFF-MOMENTARY

CHASSIS GROUP CONTINUED

GENERATOR-ONAN, 4 KW - US OPTION L39E - CHEVY & FORD

KEY PART NUMBER	U/M	DESCRIPTION
007125-03-000	EA	CLAMP-MUFFLER - 1.5" DIA
007125-04-000	EA	CLAMP-MUFFLER, 1.1" DIA
008289-01-000	EA	BOX-ELECTRIC, STEEL - 1/2" AND 3/4" KNOCKOUTS - 4" X 4"
008294-01-000	EA	COVER-ELECTRICAL BOX, STEEL/BLANK - 4" X 4" - GRAY
077476-03-000	EA	PIPE-EXHAUST, GENERATOR - ONAN - 1.4" X 47.6"
079654-05-000	EA	PIPE-EXHAUST, ANGLED - W/FLANGE - EMERALD - ONAN# 154-2539
081374-03-000	EA	MUFFLER-GENERATOR, ONAN
083151-01-000	EA	MUFFLER-GENERATOR, ONAN - 1.6" OD
083152-01-000	EA	PIPE-EXHAUST, GENERATOR - ONAN - 1.3" OD X 33.3" X 27.7"
083152-06-000	EA	PIPE-EXHAUST, GENERATOR - ONAN - 1.3" OD X 4.9" X 55.1"
094059-01-000	EA	SPACER-GENERATOR, ONAN
055278-01-001	FT	TUBING-STEEL, .75" X 1.5" X 288"
094657-02-000	EA	TRAY-GENERATOR, 22.5" X 30.4" X 6.9"
094657-01-000	EA	TRAY-GENERATOR, 22.5" X 30.4" X 6.9"
100974-01-000	EA	GENERATOR-4.0KW EMERALD PLUS, ONAN BGE-FA/26100G
008054-02-000	EA	CORD-POWER, 10-3 - 30AMP - 33'
000G11-08-08B	EA	SCREW, 8-18 X 1/2 PPH ZN
000G67-10-12B	EA	SCREW, 10-12 X 3/4 - PPH ZN
008001-01-000	FT	WIRE-10AWG, STRAND - WHITE
008026-01-000	FT	WIRE-12/2, ROMEX - W/GROUND
008311-01-000	EA	CONNECTOR-WIRE NUT, INSULATED - RED
008314-01-000	EA	CONNECTOR-WIRE NUT, INSULATED - GRAY
008328-01-000	EA	TERMINAL-RING, 12/10 WIRE - #10 STUD FIT
008331-01-000	EA	TERMINAL-RING, TONGUE - #4 WIRE - 3/8" STUD - COPPER
008353-01-000	EA	CONNECTOR-CABLE CLAMPING, 3/8"
008355-01-000	EA	CONNECTOR-CABLE CLAMPING, 3/4"
008356-01-000	EA	CONNECTOR-PLASTIC, 3/8" AVG
024924-02-000	EA	RECEPTACLE-POWER CORD, W/PARTIAL PLATE
041953-01-000	FT	CONDUIT-CONVOLUTE SLIT, 1/2" ID
067762-01-000	EA	CONVERTER-40 AMP, W/CHARGER - TRIAD TU-740-2
069238-01-000	EA	COVER-ELECTRICAL BOX, W/HOLE - 4" X 4" - GRAY USED WITH 30 OR 50 AMP RECEPTACLE
073937-03-000	EA	SWITCH-ROTARY SELECTOR, 3 DECK - A/C - CA20-USA892
073937-01-700	EA	KNOB-ROTARY SWITCH-A/C SEL
074890-01-000	EA	BOX-EXTENSION, STEEL - OPEN SIDES - 4" X 4" X 1 1/2"
074897-01-000	EA	COVER-ELECTRIC BOX, 1 LARGE & 2 SMALL HOLES - 4" X 4"
083209-03-000	EA	CIRCUIT BREAKER-15/20AMP, 120V - BW - 0-15/20
083209-05-000	EA	CIRCUIT BREAKER-20A, 120V - BW J-20
083209-06-000	EA	CIRCUIT BREAKER-30/15 AMP, 120V - BW D-30/15
091213-01-000	EA	BOX-CIRCUIT BREAKER- W/KNOCKOUTS - 5.3" X 11.8" X 2.5"
000C26-04-10B	EA	BOLT-HEX, SER FLG - 1/4-20 X 5/8 ZINC
000D14-05-00B	EA	NUT-HEX, 5/16-18 - ZN 5
000D39-04-00B	EA	NUT-HEX, SER FLG LK 1/4 - 20 ZN
000D39-05-00B	EA	NUT-HEX, SER FLG LK - 5/16 - 18 ZN
007131-01-000	EA	HANGER-TAILPIPE
024976-01-000	EA	SWITCH-GENERATOR, W/O CIRCUIT BOARD
041480-01-000	EA	CONNECTOR-STRAIGHT, 1/2" FLEX CONDUIT
031035-01-000	EA	GAUGE-HOURMETER
081087-01-000	EA	LIGHT ASM-INDICATOR
097372-04-01A	EA	SWITCH-MOMENTARY-OFF-MOMENTARY
077353-09-000	EA	SHROUD-INSTRUMENT PANEL CLUSTER, GENERATOR

GENERATOR-ONAN, 4 KW - CANADIAN OPTION L39E
SAME AS U.S. OPTION EXCEPT FOR THE FOLLOWING

KEY PART NUMBER	U/M	DESCRIPTION
008289-02-000	EA	BOX-ELECTRICAL, 4" X 4" - 1/2" & 3/4" KNOCKOUTS - CANADIAN
008294-02-000	EA	COVER-ELECTRICAL BOX, BLANK STEEL - 4" X 4" - CANADIAN
008052-01-000	EA	CORD-POWER, 10/3 - 30 AMP - 25' - CANADIAN
006289-02-000	EA	BOX-ELECTRICAL, 4" X 4" - 1/2" & 3/4" KNOCKOUTS - CANADIAN
067762-02-000	EA	CONVERTER-40AMP, W/CHARGER - TRIAD TU-840-2
083210-02-000	EA	CIRCUIT BREAKER-GFI, 15A - 120V - BW U-15
093257-01-000	EA	BOX-ELECTRICAL, CIRCUIT BREAKER

**1991 WINNEBAGO
TABLE OF CONTENTS**

INTRODUCTION	A-01 - A-02
ABBREVIATIONS	A-03
ALPHABETICAL INDEX	A-04 - A-06
WCN28RT	A-07 - G-10
WCN32RQ	G-11 - L-20

1991 WCN32RQ INDEX

FLOOR PLAN	G-11 - G-12
ACCESSORIES	G-13 - G-24
BATH	H-01 - H-04
BEDROOM	H-05 - H-08
CHASSIS	H-09 - H-24
C C & PAD	I-01 - I-08
DNETTE	I-09 - I-10
DRIVERS	I-11 - I-14
ELECTRICAL	I-15 - I-22
EXTERIOR BODY	I-23 - J-08
GALLEY	J-09 - J-14
HEATING & A/C	J-15 - J-20
INTERIOR FINISH	J-21 - K-01
LABEL	K-02 - K-10
LP	K-11
LOUNGE	K-12 - K-13
SEALANTS & FASTENERS	K-14 - K-16
WATER & SEWAGE	K-17 - K-21
WINDOW, VENT AND EXTERIOR DOOR	K-22 - L-20

CHASSIS GROUP CONTINUED

GENERATOR-ONAN, 6.5 KW - US OPTION L39G - CHEVY & FORD

KEY PART NUMBER	U/M	DESCRIPTION
007125-03-000	EA	CLAMP-MUFFLER - 1.5" DIA
007125-04-000	EA	CLAMP-MUFFLER, 1.1" DIA
008289-01-000	EA	BOX-ELECTRIC, STEEL - 1/2" AND 3/4" KNOCKOUTS - 4" X 4"
008294-01-000	EA	COVER-ELECTRICAL BOX, STEEL/BLANK - 4" X 4" - GRAY
077476-03-000	EA	PIPE-EXHAUST, GENERATOR - ONAN - 1.4" X 47.6"
079654-05-000	EA	PIPE-EXHAUST, ANGLED - W/FLANGE - EMERALD - ONAN# 154-2539
081364-03-000	EA	MUFFLER-GENERATOR, ONAN
083151-01-000	EA	MUFFLER-GENERATOR, ONAN - 1.6" OD
083152-01-000	EA	PIPE-EXHAUST, GENERATOR - ONAN - 1.3" OD X 33.3" X 27.7"
083152-06-000	EA	PIPE-EXHAUST, GENERATOR - ONAN - 1.3" OD X 4.9" X 55.1"
094059-01-000	EA	SPACER-GENERATOR, ONAN
055278-01-001	FT	TUBING-STEEL, .75" X 1.5" X 288"
094657-02-000	EA	TRAY-GENERATOR, 22.5" X 30.4" X 6.9"
094657-01-000	EA	TRAY-GENERATOR, 22.5" X 30.4" X 6.9"
100975-01-000	EA	GENERATOR 6.5KW EMERALD PLUS, ONAN NHE-FA/26100G
008054-02-000	EA	CORD-POWER, 10-3 - 30AMP - 33'
000G11-08-08B	EA	SCREW, 8-18 X 1/2 PPH ZN
000G11-10-16B	EA	SCREW, 10-16 X 1 - PPH ZN
000G67-10-12B	EA	SCREW, 10-12 X 3/4 - PPH ZN
008026-01-000	FT	WIRE-1/2, ROMEX - W/GROUND
008311-01-000	EA	CONNECTOR-WIRE NUT, INSULATED - RED
008314-01-000	EA	CONNECTOR-WIRE NUT, INSULATED - GRAY
008326-01-000	EA	TERMINAL-RING, 12/10 WIRE - #10 STUD FIT
008331-01-000	EA	TERMINAL-RING, TONGUE - #4 WIRE - 3/8" STUD - COPPER
008353-01-000	EA	CONNECTOR-CABLE CLAMPING, 3/8"
008355-01-000	EA	CONNECTOR-CABLE CLAMPING, 3/4"
008356-01-000	EA	CONNECTOR-PLASTIC, 3/8" AVG
024924-02-000	EA	RECEPTACLE-POWER CORD, W/PARTIAL PLATE
041953-01-000	FT	CONDUIT-CONVOLUTE SLIT, 1/2" ID
067762-01-000	EA	CONVERTER-40 AMP, W/CHARGER - TRIAD TU-740-2
069238-01-000	EA	COVER-ELECTRICAL BOX, W/HOLE - 4" X 4" - GRAY USED WITH 30 OR 50 AMP RECEPTACLE
088238-01-000	EA	COVER-A/C SELECTOR SWITCH FOR FRONT OR REAR
073937-03-000	EA	SWITCH-ROTARY SELECTOR, 3 DECK - A/C - C.A20-USA892
073937-01-700	EA	KNOB-ROTARY SWITCH-A/C SEL
074890-01-001	EA	BOX-EXTENSION, STEEL - OPEN SIDES - 4" X 4" X 1 1/2"
074897-01-001	EA	COVER-ELECTRIC BOX, 1 LARGE & 2 SMALL HOLES - 4" X 4"
083209-03-010	EA	CIRCUIT BREAKER-15/20AMP, 120V - BW - 0-15/20
083209-05-030	EA	CIRCUIT BREAKER-20A, 120V - BW J-20
083209-06-000	EA	CIRCUIT BREAKER-30/15 AMP, 120V - BW D-30/15
091213-01-700	EA	BOX-CIRCUIT BREAKER - W/KNOCKOUTS - 5.3" X 11.8" X 2.5"
000C26-04-10B	EA	BOLT-HEX, SER FLG - 1/4-20 X 5/8 ZINC
000D14-01-00B	EA	NUT-HEX, 5/16-18 - ZN 5
000D39-04-00B	EA	NUT-HEX, SER FLG LK 1/4 - 20 ZN
000D39-15-00B	EA	NUT-HEX, SER FLG LK - 5/16 - 18 ZN
007131-11-000	EA	HANGER-TAILPIPE
024176-01-000	EA	SWITCH-GENERATOR, W/O CIRCUIT BOARD
041400-01-000	EA	CONNECTOR-STRAIGHT, 1/2" FLEX CONDUIT
088238-01-000	EA	COVER-A/C SELECTOR SWITCH FOR FRONT OR REAR
031035-01-000	EA	GAUGE-HOURMETER
081007-01-000	EA	LIGHT ASM-INDICATOR
097312-04-01A	EA	SWITCH-MOMENTARY-OFF-MOMENTARY
077353-09-000	EA	SHROUD-INSTRUMENT PANEL CLUSTER, GENERATOR

**GENERATOR-ONAN, 6.5 KW - CANADIAN OPTION L39G - CHEVY OR FORD
SAME AS U.S. OPTION EXCEPT FOR THE FOLLOWING**

KEY PART NUMBER	U/M	DESCRIPTION
008289-02-000	EA	BOX-ELECTRICAL, 4" X 4" - 1/2" & 3/4" KNOCKOUTS - CANADIAN
008294-02-000	EA	COVER-ELECTRICAL BOX, BLANK STEEL - 4" X 4" - CANADIAN
008289-02-000	EA	BOX-ELECTRICAL, 4" X 4" - 1/2" & 3/4" KNOCKOUTS - CANADIAN
083210-02-000	EA	CIRCUIT BREAKER-GFI, 15A - 120V - BW U-15
093257-01-000	EA	BOX-ELECTRICAL, CIRCUIT BREAKER

CHASSIS GROUP CONTINUED

SPEED CONTROL

KEY PART NUMBER	U/M	DESCRIPTION
094369-03-000	EA	SPEED CONTROL-SMART STICK, EFI - GAS - DANA# 59L-11120B FROM: 00-00-00 THRU: 09-24-90
094369-01-702	EA	REGULATOR ASM-ELECTRONIC, DANA# 57C-08X12-R
094369-01-706	EA	SERVO-DANA# 53D-11116-R
069629-01-704	EA	SIGNAL GENERATOR ASM, DANA# 59L-08X221P
083212-04-701	EA	MAIN WIRING HARNESS, DANA# 59D-0257 0
094369-01-701	EA	SWITCH & LEVER ASM, DANA# 58D-11118-F
094369-01-704	EA	HEADLIGHT DIMMER MODULE ASM-DANA# 63C-00001
059778-01-710	EA	TESTER CRUISE CONT. W/HARNESS, DANA# 56L-08X33-B
069629-01-706	EA	SIGNAL GENERATOR ONLY, DANA# 59D-02392-1
083212-01-705	EA	RELEASE VALVE ONLY, DANA# 59C-02297
079972-01-707	EA	EXTENSION HARNESS ASM-SIGNAL GENERATOR, DANA# 59C-2378-1
094369-01-705	EA	VACUUM RESERVOIR-DANA# 59C-02249
083212-01-704	EA	STOP LAMP/CRUISE RELEASE SWITCH, DANA# 59C-02543
083211-01-703	EA	SERVO CABLE ASM ONLY, DANA# 59C-02538
091900-01-702	EA	WIPER CONTROL MODULE-DANA# 66C-00061
102362-01-000	EA	SPEED CONTROL-1991 CHEVY, DANA 59L-111010B FROM: 09-25-90 THRU: 99-99-99
094369-01-706	EA	SERVO-DANA# 53D-11116-R
102362-01-700	EA	CABLE ONLY-REPLACEMENT
102362-01-707	EA	CONTROL SWITCH & LEVER ASM
102362-01-701	EA	REGULATOR ASM-ELECTRONIC
102362-01-702	EA	WIPER CONTROL MODULE
094369-01-705	EA	VACUUM RESERVOIR-DANA# 59C-02249
102362-01-704	EA	HARNESS ASM-MAIN WIRING
102362-01-703	EA	HARNESS ASM-PIVOT SW. TO WPR
094863-01-704	EA	HOUSING-4 PIN, SPEED CONTROL - TOYOTA - DANA 59C-02291
102362-01-705	EA	THROTTLE RETAINER CLIP
102362-01-706	EA	THROTTLE STUD

RADIATOR OVERFLOW COMPONENTS

KEY PART NUMBER	U/M	DESCRIPTION
099100-01-000	EA	CAP-BOTTLE, OVERFLOW - GM 14054390
096630-01-000	EA	BOTTLE-OVERFLOW, RADIATOR - GM 14042454
076310-01-000	EA	BAFFLE-RADIATOR, .12" X 15" X 62" - RUBBER
079059-02-000	EA	HOSE-90 DEGREE, .61" ID X 4" X 6"
085000-01-000	EA	SHIELD-A/C, 6.8" X 3.1" - STEEL
082733-01-000	EA	DUCT-INTAKE, AIR CLEANER

FROM: 00-00-00 THRU: 10-10-89

PARK BRAKE LEVER & CABLE

KEY PART NUMBER	U/M	DESCRIPTION
093631-01-000	EA	LEVER-PARK BRAKE, FOOT OPERATED

CHEVY PROVIDED AUTOMATIC PARK BRAKE AFTER 5-13-90

KEY PART NUMBER	U/M	DESCRIPTION
093074-01-000	EA	CABLE-PARK BRAKE, FOOT OPERATED FROM: 00-00-00 THRU: 05-13-90
096770-02-000	EA	SUPPORT-STEERING COLUMN
093008-01-000	EA	PANEL ASM-COWL, STEEL
093393-01-000	EA	PANEL-COWL, PASSENGER

1991 WINNEBAGO

TABLE OF CONTENTS

INTRODUCTION	A-01 - A-02
ABBREVIATIONS	A-03
ALPHABETICAL INDEX	A-04 - A-06
WCN28RT	A-07 - G-10
WCN32RQ	G-11 - L-20

1991 WCN32RQ INDEX

FLOOR PLAN	G-11 - G-12
ACCESSORIES	G-13 - G-24
BATH	H-01 - H-04
BEDROOM	H-05 - H-08
CHASSIS	H-09 - H-24
C C & PAD	I-01 - I-08
DINETTE	I-09 - I-10
DRIVERS	I-11 - I-14
ELECTRICAL	I-15 - I-22
EXTERIOR BODY	I-23 - J-09
GALLEY	J-09 - J-14
HEATING & A/C	J-15 - J-20
INTERIOR FINISH	J-21 - K-01
LABEL	K-02 - K-10
LP	K-11
LOUNGE	K-12 - K-13
SEALANTS & FASTENERS	K-14 - K-16
WATER & SEWAGE	K-17 - K-21
WINDOW, VENT AND EXTERIOR DOOR	K-22 - L-20

CHASSIS GROUP CONTINUED

FUEL FILL COMPONENTS

KEY PART NUMBER	U/M	DESCRIPTION
093810-01-000	EA	SHROUD-FUEL FILL, LOWER
		FROM: 00-00-00 THRU: 01-14-90
093810-03-000	EA	SHROUD-FUEL FILL, LOWER
		FROM: 01-15-90 THRU: 99-99-99
072447-04-000	EA	SHROUD-FUEL FILL, UPPER
083578-01-000	EA	BOOT-FUEL FILL
084235-01-000	EA	SUPPORT-FLANGE, FUEL FILL BOOT
086254-01-000	EA	RETAINER-SENDER, FUEL
086255-01-000	EA	GASKET-SENDER, FUEL
086486-02-000	EA	STRAP-FUEL TANK, STEEL
098804-01-000	EA	PIPE-VENT, FILL - 12" LONG
098805-01-000	EA	PIPE-FUEL, FILL - 11.4" LONG
079660-01-000	EA	GROMMET-SEAL, VALVE - FUEL - FORD# E1FZ-98076-B
079660-01-000	EA	GROMMET-SEAL, VALVE - FUEL - FORD# E1FZ-98076-B

TIRE

KEY PART NUMBER	U/M	DESCRIPTION
007324-04-000	EA	TIRE-8R19.5 LRD, MICHELIN XZA
051377-01-000	EA	STEM-VALVE
M04019-01-000	EA	WHEELWELL-BRIDGE, E-COATED
007063-01-000	FT	HOSE-GAS 1/4"ID X 1/2"OD
040731-01-000	EA	NIPPLE-INLET MANIFOLD, GM 3838094
062401-03-000	EA	CLAMP-HOSE WORMGEAR, .22" - 1"
062401-05-000	EA	CLAMP-HOSE, WORMGEAR 2" - 3"
087797-01-000	FT	SPACER-STRAP, W/FOAM ADHESIVE - .31" X 1.5" - NEOPRENE
076785-02-000	EA	ELBOW-BRASS, 90 DEGREE - 3/4" FPT X 3/4" MPT
088753-01-000	FT	TUBE-ALUMINIZED STEEL, 3/8" - 18 GAUGE

DRIVESHAFT

KEY PART NUMBER	U/M	DESCRIPTION
075302-14-000	EA	DRIVESHAFT-YOKE/SPLINE
075302-08-000	EA	DRIVESHAFT-YOKE/YOKE
094554-01-000	EA	SUPPORT ASM-BEARING
095222-02-000	EA	BRACKET-EXHAUST, UPPER - W/BEND & NUTS
099009-01-000	EA	SHIELD-HEAT, CONVERTOR
		FROM: 12-05-89 THRU: 06-10-90
083415-01-000	EA	SHIELD-HEAT,

REAR AXLE AIRSPRINGS

KEY PART NUMBER	U/M	DESCRIPTION
084086-01-000	EA	AIRSPRING-BELLOWS, REAR AXLE - FIRESTONE# MHA224
084086-01-700	EA	AIR BAG-ONLY, FIRESTONE# W21-760-0335
084086-01-701	EA	TUBING-DOT 1/4" X 18" - FIRESTONE# 21-0938
084086-01-702	EA	BOLT-RIBBED NECK, 3/8"-24 X 2.5" FIRESTONE# 21-0829
084086-01-703	EA	INFLATING VALVE-DOT 1/4" TUBING, FIRESTONE# 21-0931
084086-01-704	EA	ELBOW CONNECTOR, FIRESTONE# 21-0935
084086-01-705	EA	TUBING PROTECTORS, FIRESTONE# 21-0899
084086-01-706	EA	BRACKET-UPPER TO FRAME, FIRESTONE# 21-0150
084086-01-707	EA	BRACKET-LOWER, TOP - FIRESTONE# 21-1162
084086-01-708	EA	AIRLINE SERVICE KIT, FIRESTONE# W21-760-2012
084086-01-709	EA	HEAT SHIELD, FIRESTONE# 21-1004
084086-01-710	EA	BOLT PACKAGE, FIRESTONE 2135823002
084086-01-711	EA	HEAT SHIELD-224 DOS SYSTEM, FIRESTONE 21-5042
084086-01-712	EA	BRACKET-LOWER DRIVERS 224DOS, FIRESTONE 21-5037
064086-01-713	EA	AXLE STRAP BRACKET, FIRESTONE 21-1163
084086-01-714	EA	AXLE STRAP BHACKET, FIRESTONE 21-5038

CHASSIS GROUP CONTINUED

EXHAUST COMPONENTS

KEY PART NUMBER	U/M	DESCRIPTION
095190-01-000	EA	HANGER-EXHAUST, 4" X 1.4"
		CHEVY PROVIDED PRIOR TO 12-89
		FROM: 12-05-89 THRU: 99-99-99
095222-02-000	EA	BRACKET-EXHAUST, UPPER - W/BEND & NUTS
		CHEVY PROVIDED PRIOR TO 12-89
		FROM: 12-05-89 THRU: 99-99-99
095223-02-000	EA	BRACKET-EXHAUST, LOWER - STRAIGHT - W/NUTS
		CHEVY PROVIDED PRIOR TO 12-89
		FROM: 12-05-89 THRU: 99-99-99
098599-01-000	EA	PIPE-EXHAUST
		CHEVY PROVIDED PRIOR TO 12-89
		FROM: 12-05-89 THRU: 99-99-99
098599-03-000	EA	PIPE-EXHAUST
		CHEVY PROVIDED PRIOR TO 12-89
		FROM: 12-05-89 THRU: 99-99-99

MUDFLAP & LUG WRENCH

KEY PART NUMBER	U/M	DESCRIPTION
020167-03-000	EA	DIRT GUARD-STEEL, FOR MUDFLAP
017516-01-000	EA	FLAP-MUD, BLACK
080208-01-000	EA	LUG WRENCH, 1.06X1.00
080208-02-000	EA	LEVERAGE BAR-LUG WRENCH
095222-02-000	EA	BRACKET-EXHAUST, UPPER - W/BEND & NUTS

MISCELLANEOUS COMPONENTS

KEY PART NUMBER	U/M	DESCRIPTION
015365-01-000	EA	PIN-TIRE CARRIER, CADMIUM PLATED
075466-01-000	EA	UNION-INVERTED FL TUBE, 1/4"
075467-01-000	EA	NUT-INVERTED FLARE, 1/4"
088497-02-000	EA	NUT-INVERTED FLARE, 1/4"
084884-01-000	EA	PLUG-BRASS, 3/8"
000C12-05-16B	EA	BOLT-HEX, 5/16-18 X 1 - ZINC 5
000D39-05-00B	EA	NUT-HEX, SER FLG LK - 5/16 - 18 ZN
062401-07-000	EA	CLAMP-HOSE, WORMGEAR 5" - 7"
088244-01-000	FT	TAPE-FOAM, VINYL COATED - 2" WIDE - INCREMENTS OF 108 FT
000D39-05-00B	EA	NUT-HEX, SER FLG LK - 5/16 - 18 ZN
051387-06-000	EA	BOLT-CARRIAGE, W/O HOLE - 5/16-18 X 9.5 ZN
102333-01-01A	EA	BOLT-CARRIAGE, 7/16 - 14 - STAINLESS STEEL CAP- BEIGE
000E13-17-00B	EA	WASHER-FL-3/8 AR ZN
071015-08-000	EA	GROMMET-1.75"ID, FITS .06" MATERIAL, RUBBER
000D39-05-00B	EA	NUT-HEX, SER FLG LK - 5/16 - 18 ZN
000D39-05-00B	EA	NUT-HEX, SER FLG LK - 5/16 - 18 ZN
000C12-10-24B	EA	BOLT-HEX, 5/8-11 X 1 1/2 ZN - 5
079942-01-000	EA	SHOCK ABSORBER-STABILIZER, FRONT - 4-WAY

BATTERY

KEY PART NUMBER	U/M	DESCRIPTION
051697-01-000	EA	BRACKET-BATTERY, TIE DOWN
051387-06-000	EA	BOLT-CARRIAGE, W/O HOLE - 5/16-18 X 9.5 ZN
086233-01-000	EA	STUD-ISOLATED, 3/8" X 7/8" LONG
074994-01-000	EA	GUIDE-TRACK, BATTERY TRAY
093895-01-000	EA	TRAY-BATTERY, W/GUIDE & LATCH STRIKE
093718-01-000	EA	PLATE-STRIKE, BATTERY/STORAGE COMPARTMENT

1991 WINNEBAGO

TABLE OF CONTENTS

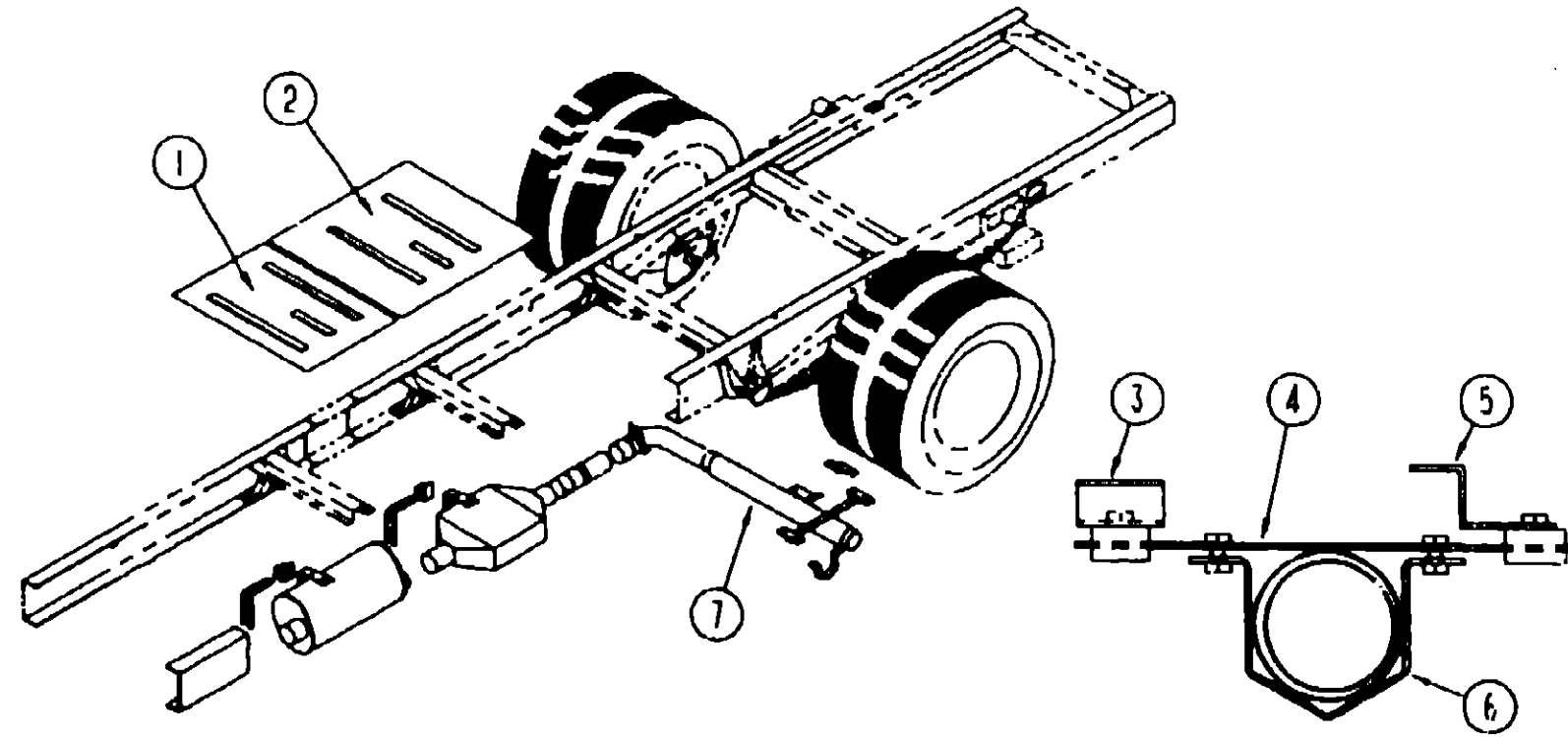
INTRODUCTION	A-01 - A-02
ABBREVIATIONS	A-03
ALPHABETICAL INDEX	A-04 - A-06
WCN28RT	A-07 - G-10
WCN32RQ	G-11 - L-20

1991 WCN32RQ INDEX

FLOOR PLAN	G-11 - G-12
ACCESSORIES	G-13 - G-24
BATH	H-01 - H-04
BEDROOM	H-05 - H-08
CHASSIS	H-09 - H-24
C C & PAD	I-01 - I-08
DNETTE	I-09 - I-10
DRIVERS	I-11 - I-14
ELECTRICAL	I-15 - I-22
EXTERIOR BODY	I-23 - J-08
GALLEY	J-09 - J-14
HEATING & A/C	J-15 - J-20
INTERIOR FINISH	J-21 - K-01
LABEL	K-02 - K-10
LP	K-11
LOUNGE	K-12 - K-13
SEALANTS & FASTENERS	K-14 - K-16
WATER & SEWAGE	K-17 - K-21
WINDOW, VENT AND EXTERIOR DOOR	K-22 - L-20

CHASSIS GROUP CONTINUED

EXHAUST COMPONENTS



1991 WINNEBAGO

TABLE OF CONTENTS

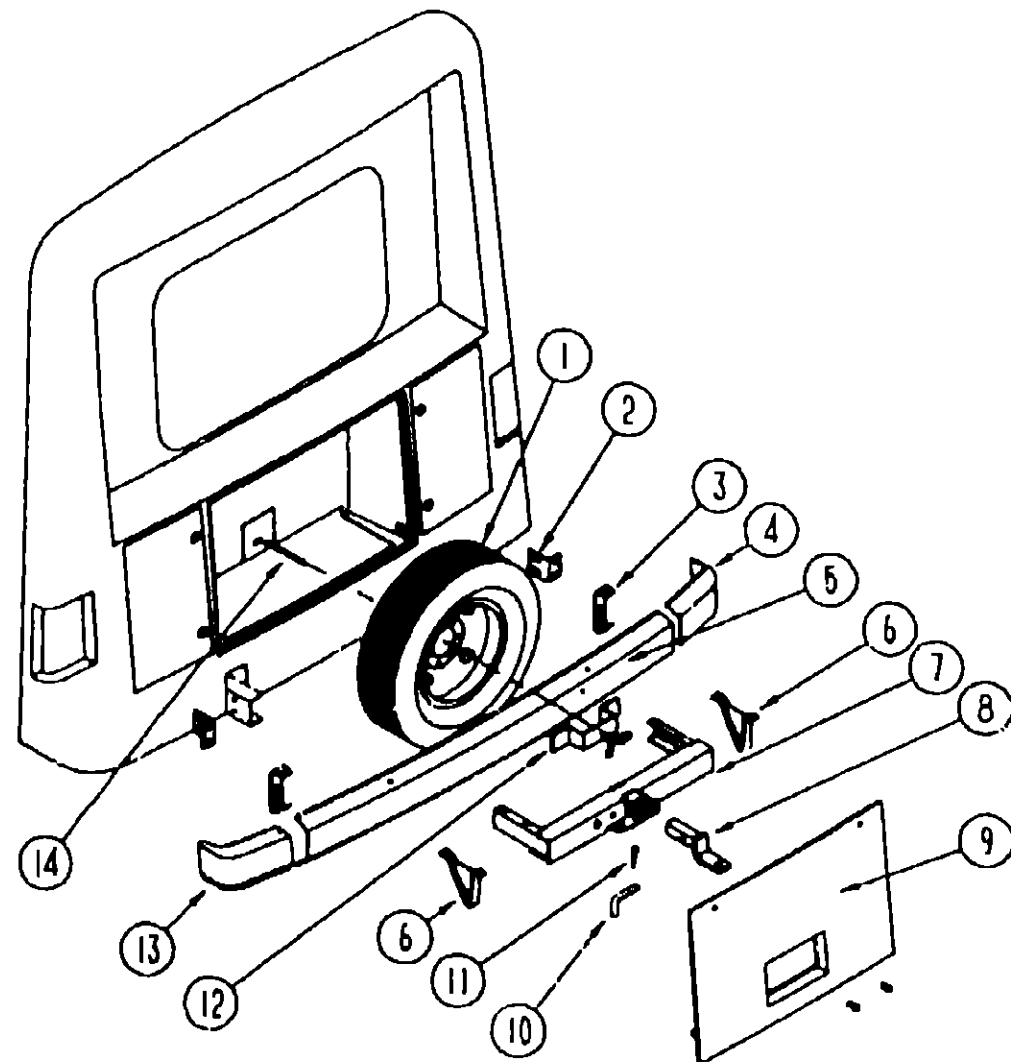
INTRODUCTION	A-01 - A-02
ABBREVIATIONS	A-03
ALPHABETICAL INDEX	A-04 - A-06
WCN28RT	A-07 - G-10
WCN32RQ	G-11 - L-20

1991 W/CN32RQ INDEX

FLOOR PLAN	G-11 - G-12
ACCESSORIES	G-13 - G-24
BATH	H-01 - H-04
BEDROOM	H-05 - H-08
CHASSIS	H-09 - H-24
C C & PAD	I-01 - I-08
DNETTE	I-09 - I-10
DRIVERS	I-11 - I-14
ELECTRICAL	I-15 - I-22
EXTERIOR BODY	I-23 - J-08
GALLEY	J-09 - J-14
HEATING & A/C	J-15 - J-20
INTERIOR FINISH	J-21 - K-01
LABEL	K-02 - K-10
LP	K-11
LOUNGE	K-12 - K-13
SEALANTS & FASTENERS	K-14 - K-16
WATER & SEWAGE	K-17 - K-21
WINDOW, VENT AND EXTERIOR DOOR	K-22 - L-20

KEY PART NUMBER	U/M	DESCRIPTION	
1 100366 03 000	EA	SHIELD-HEAT,MUFFLER	FROM 04-04-90 THRU 06-10-90
1 101544 01 000	EA	SHIELD-HEAT,EXHAUST	FROM 06-11-90 THRU 99-99-99
2 101544 02 000	EA	SHIELD-HEAT,EXHAUST	FROM 06-11-90 THRU 99-99-99
2 099009 01 000	EA	SHIELD-HEAT,CONVERTOR	FROM 00-00-00 THRU 06-10-90
3 095523 04 000	EA	BRACKET ASM-EXHAUST,UPPER	
4 095523-03-000	EA	BRACKET-EXHAUST,UPPER	
5 095222-02-000	EA	BRACKET-EXHAUST, UPPER - W/BEND & NUTS - CHEVY PROVIDED PRIOR TO 12-89	FROM: 12-05-89 THRU: 99-99-99
0 095223-02-000	EA	BRACKET-EXHAUST, LOWER - STRAIGHT - W/NUTS - CHEVY PROVIDED PRIOR TO 12-89	FROM: 12-05-89 THRU: 99-99-99
7 098599-01-000	EA	PIPE-EXHAUST	
095190-01-000	EA	HANGER-EXHAUST, 4" X 1.4" - CHEVY PROVIDED PRIOR TO 12-89	FROM: 12-05-89 THRU: 99-99-99

CHASSIS GROUP CONTINUED



REAR BUMPER, END CAP & TRAILER TOWING HOUSINGS

KEY PART NUMBER	U/M DESCRIPTION
097744-02-000	EA HOUSING-TRAILER PIN, 48"
097746-01-000	EA HOUSING CAP-TRAILER PIN
097745-02-000	EA HOUSING-RECEPTACLE, TRAILER - 48" WIRE LENGTH
1 007324-04-000	EA TIRE-8R19.5 LRD, MICHELIN XZA
1 051377-01-000	EA STEM-VALVE
1 M04019-01-000	EA WHEELWELL-BRIDGE, E-COATED
2 076558-01-000	EA SUPPORT-L ANGLE, BUMPER - PASSENGER SIDE - 5" X 4.9"
2 076558-02-000	EA SUPPORT-L ANGLE, BUMPER - DRIVER SIDE - 5" X 4.9"
3 077855-01-000	EA BRACKET-BUMPER, REAR - BENT ENDS - 2" WIDE X 8" LONG
005200-01-000	EA BOLT-BUMPER, ROUND HEAD-SQUARE NECK- W/SST CAP 7/16-14 X 1 1/4
4 092250-01-01A	EA CAP-BUMPER END, REAR PASSENGER - PLASTIC - BEIGE
5 077851-06-000	EA BUMPER-REAR, UNFINISHED
6 093048-01-000	EA PLATE-SKID, REAR BUMPER - V SHAPED
7 077617-04-000	EA HITCH-W/O DRAWBAR
8 077613-01-000	EA DRAWBAR ONLY
9 092982-01-Y10	EA DOOR-SPARE TIRE, W/LOCKS - 26.8" X 41.3" - BEIGE
10 034512-01-000	EA PIN-LOCKING, DRAWBAR
11 034513-01-000	EA PIN-HITCH, 3/16" WIRE
12 077399-01-000	EA RETAINER-SPARE TIRE
064081-01-000	EA NUT-WING - SPARE TIRE
13 092250-02-01A	EA CAP-BUMPER END, REAR DRIVER - PLASTIC - BEIGE
097501-01-000	EA BRACKET-BACKWALL, ANGLED 2.2" X 39" LONG
14 095969-02-000	EA PLATE ASM-SPARE TIRE WITH RETAINING ROD

CHASSIS GROUP CONTINUED

FRONT BUMPER & END CAP

KEY PART NUMBER	U/M DESCRIPTION
091994-01-02A	EA BUMPER-FRONT, BEIGE
091994-01-01A	EA BUMPER-FRONT, UNFINISHED
005200-01-000	EA BOLT-BUMPER, ROUND HEAD-SQUARE NECK- W/SST CAP 7/16-14 X 1 1/4
077852-01-000	EA BRACKET-BUMPER, FRONT - 2 PER COACH - BENT 2" X 8"
093514-01-000	EA SUPPORT-BUMPER, FRONT - L ANGLE - 4" X 7"
081107-01-000	EA BRACKET-BUMPER PIN, ANGLE 2.6" X 7.8" - METAL - BLACK
091840-02-01A	EA CAP-BUMPER END, FRONT DRIVER - PLASTIC - BEIGE
091840-01-01A	EA CAP-BUMPER END, FRONT PASSENGER - PLASTIC - BEIGE

PLASTIC WHEELWELL

KEY PART NUMBER	U/M DESCRIPTION
095071-01-000	EA WHEELWELL-PLASTIC

COMPARTMENTS AND PROP RODS

KEY PART NUMBER	U/M DESCRIPTION
092264-05-000	EA COMPARTMENT, STORAGE/FURNACE - 52.6" X 24.3" - GALVANIZED
096361-01-000	EA COMPARTMENT-STORAGE, 75.3" X 24.3" - GALVANIZED
096361-05-000	EA COMPARTMENT-STORAGE, 37.2" X 24.3" - GALVANIZED
093636-06-000	EA COMPARTMENT-STORAGE, 41.7" X 19.9" - GALVANIZED
093636-08-000	EA COMPARTMENT-STORAGE, 43.3" X 19.1" - GALVANIZED
M03466-01-000	EA COMPARTMENT-STORAGE
092644-02-Y12	EA PROP ROD-COMPARTMENT DOOR, W/SPRING & BRACKET
052469-01-000	EA SPRING-#020-050 COMP
092639-01-000	EA BRACKET-DOOR PROP
093061-01-02A	EA STRIKER-DOOR, LUGGAGE, BLACK
079368-01-000	EA SEAL-ACCESS DOOR
081113-01-000	EA BUSHING-FLANGE, PLASTIC - WHITE
089329-01-000	EA CLIP-SPRING, 3/8"
008386-01-000	EA GROMMET-SNAP, 3/8"
094376-02-000	EA ROD-PROP, GENERATOR DOOR
094387-02-000	EA STRIKER-DOOR, GENERATOR
053305-01-01A	EA TRIM-EDGE, C-TYPE - WIRE CARRIER - .35" X .24" - VINYL
M03636-04-000	EA TRAY-COMPARTMENT, W/O HATCH - 63"
093834-04-000	EA COMPARTMENT-TANK, HOLDING - 63" X 27.8" - GALVANIZED
099008-01-02A	EA HATCH-COMPARTMENT, SEWER HOSE
091255-02-000	EA SEAL-ADHESIVE BACKED FOAM, 1.5" X .18"
094376-01-000	EA ROD-PROP, HOLDING TANK DOOR

EXTERIOR ACCESSORY PACKAGE OPTION L28E

KEY PART NUMBER	U/M DESCRIPTION
096765-01-000	EA RAIL-DRAWER

ENTRY STEP BOX

KEY PART NUMBER	U/M DESCRIPTION
088412-02-000	EA TRIM-STEPBOX, ENTRY DOOR - TAN
088412-04-000	EA TRIM-STEPBOX, ENTRY DOOR - BEIGE
092893-02-01A	EA LINER-STEP BOX, ENTRANCE DOOR - 5" - BLACK
M92055-01-000	EA ACCESS PNL-STEP BOX W/HINGE
088254-01-000	EA CATCH-MAGNETIC, 1.8" X .7"
009063-01-000	EA HINGE-CONTINUOUS, 1 1/2" X 72"
096645-01-000	EA PULL-CABINET, BRASS

1991 WINNEBAGO

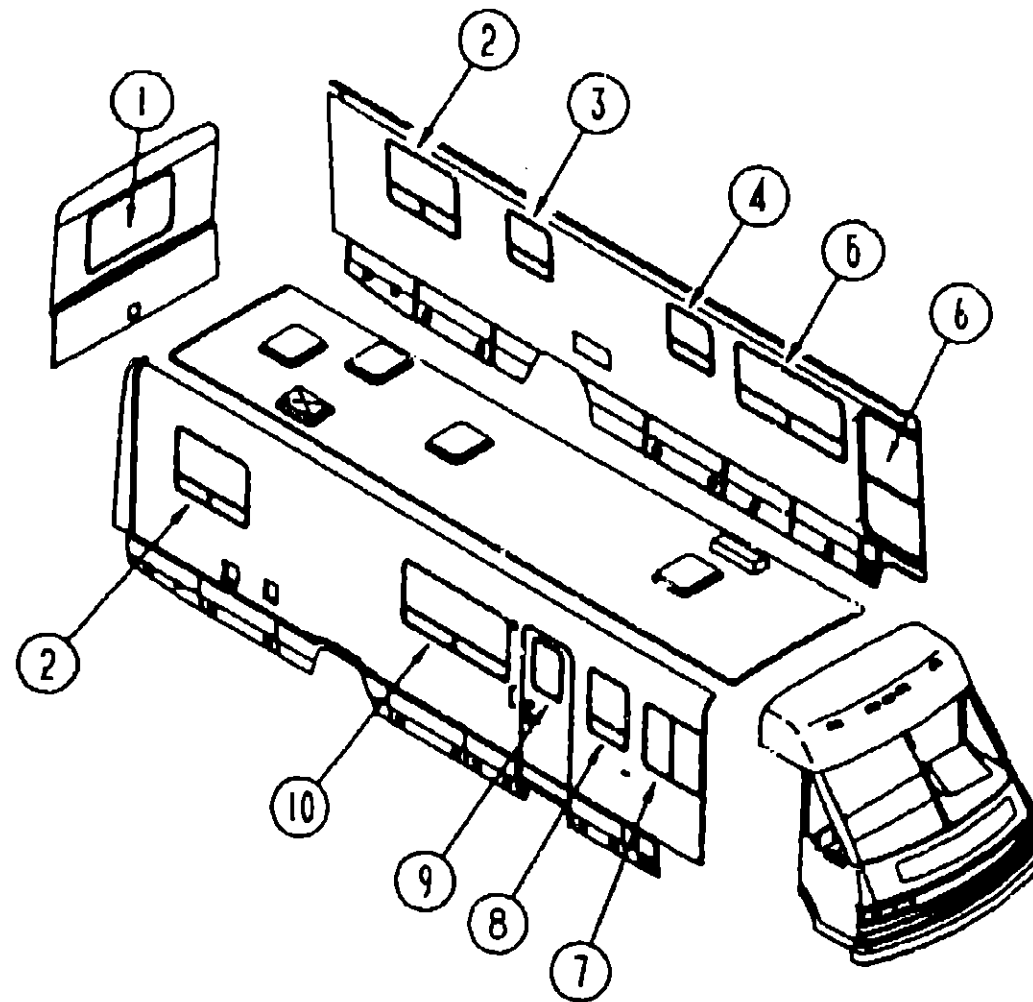
TABLE OF CONTENTS

INTRODUCTION	A-01 - A-02
ABBREVIATIONS	A-03
ALPHABETICAL INDEX	A-04 - A-06
WCN280IT	A-07 - G-10
WCN32RQ	G-11 - L-20

1991 WCN32RQ INDEX

FLOOR PLAN	G-11 - G-12
ACCESSORIES	G-13 - G-24
BATH	H-01 - H-04
BEDROOM	H-05 - H-06
CHASSIS	H-09 - H-24
CG & PAD	I-01 - I-08
DINETTE	I-09 - I-10
DRIVERS	I-11 - I-14
ELECTRICAL	I-15 - I-22
EXTERIOR BODY	I-23 - J-00
GALLEY	J-09 - J-14
HEATING & A/C	J-15 - J-20
INTERIOR FINISH	J-21 - K-01
LABEL	K-02 - K-10
LP	K-11
LOUNGE	K-12 - K-13
SEALANTS & FASTENERS	K-14 - K-16
WATER & SEWAGE	K-17 - K-21
WINDOW, VENT AND EXTERIOR DOOR	K-22 - L-20

CURTAIN, CUSHION & PAD GROUP



WINDOW TREATMENT

KEY PART NUMBER	U/M	DESCRIPTION
1	EA	LEG-WINDOW, PASSENGER SIDE - B07 - CAMEO BLUE
1	EA	LEG-WINDOW, PASSENGER SIDE - B08 - AUTUMN LEAVES
1	EA	LEG-WINDOW, PASSENGER SIDE - B09 - WINTER FOREST
1	EA	LEG-WINDOW, DRIVER SIDE - B07 - CAMEO BLUE
1	EA	LEG-WINDOW, DRIVER SIDE - B08 - AUTUMN LEAVES
1	EA	LEG-WINDOW, DRIVER SIDE - B09 - WINTER FOREST
1	EA	BLIND-PLEATED, 39.5" X 34" DROP - B07 - CAMEO BLUE
1	EA	BLIND-PLEATED, 39.5" X 34" DROP - B08 - AUTUMN LEAVES
1	EA	BLIND-PLEATED, 39.5" X 34" DROP - B09 - WINTER FOREST
2	EA	VALANCE-WINDOW, 46" - B07 - CAMEO BLUE
2	EA	VALANCE-WINDOW, 46" - B08 - AUTUMN LEAVES
2	EA	VALANCE-WINDOW, 46" - B09 - WINTER FOREST
2	EA	LEG-WINDOW, B07 - CAMEO BLUE FRONT ON DRIVERS/REAR ON PASSENGERS
2	EA	LEG-WINDOW, B08 - AUTUMN LEAVES FRONT ON DRIVERS/REAR ON PASSENGERS
2	EA	LEG-WINDOW, B09 - WINTER FOREST FRONT ON DRIVERS/REAR ON PASSENGERS
2	EA	LEG-WINDOW, B07 - CAMEO BLUE REAR ON DRIVERS/FRONT ON PASSENGERS
2	EA	LEG-WINDOW, B08 - AUTUMN LEAVES REAR ON DRIVERS/FRONT ON PASSENGERS
2	EA	LEG-WINDOW, B09 - WINTER FOREST REAR ON DRIVERS/FRONT ON PASSENGERS
2	EA	BLIND-PLEATED, 45.5" X 33" DROP - B07 - CAMEO BLUE
2	EA	BLIND-PLEATED, 45.5" X 33" DROP - B08 - AUTUMN LEAVES
2	EA	BLIND-PLEATED, 45.5" X 33" DROP - B09 - WINTER FOREST

CURTAIN, CUSHION & PAD GROUP (CONTINUED)

WINDOW TREATMENT CONT

KEY PART NUMBER	U/M	DESCRIPTION
3	EA	LEG-WINDOW, 27.5" - FRONT - B07 - CAMEO BLUE
3	EA	LEG-WINDOW, 27.5" - FRONT - B08 - AUTUMN LEAVES
3	EA	LEG-WINDOW, 27.5" - FRONT - B09 - WINTER FOREST
3	EA	LEG-WINDOW, 27.5" - REAR - B07 - CAMEO BLUE
3	EA	LEG-WINDOW, 27.5" - REAR - B08 - AUTUMN LEAVES
3	EA	LEG-WINDOW, 27.5" - REAR - B09 - WINTER LEAVES
3	EA	BLIND-MINI, 13.5" X 28.5" DROP - BEIGE
4	EA	BLIND-MINI, 28" X 21" DROP - BEIGE
5	EA	LEG-WINDOW, 31.5" - FRONT - B07 - CAMEO BLUE
5	EA	LEG-WINDOW, 31.5" - FRONT - B08 - AUTUMN LEAVES
5	EA	LEG-WINDOW, 31.5" - FRONT - B09 - WINTER FOREST
5	EA	LEG-WINDOW, 31.5" - REAR - B07 - CAMEO BLUE
5	EA	LEG-WINDOW, 31.5" - REAR - B08 - AUTUMN LEAVES
5	EA	LEG-WINDOW, 31.5" - REAR - B09 - WINTER FOREST
5	EA	BLIND-MINI, 57.5" X 31.5" - BEIGEDINETTE WINDOW TREATMENT
6	EA	CURTAIN-SNAP TOP, 36" X 37" - B07 - CAMEO BLUE FROM: 00-00-00 THRU: 10-04-90
6	EA	CURTAIN-SNAP TOP, 36" X 37" - B07 - CAMEO BLUE FROM: 10-05-90 THRU: 99-99-99
6	EA	CURTAIN-SNAP TOP, 36" X 37" - B08 - AUTUMN LEAVES
6	EA	CURTAIN-SNAP TOP, 36" X 37" - B09 - WINTER FOREST
7	EA	CURTAIN-SNAP TOP, 36" X 125" - B07 - CAMEO BLUE FROM: 00-00-00 THRU: 10-04-90
7	EA	CURTAIN-SNAP TOP, 36" X 125" - B07 - CAMEO BLUE FROM: 10-05-90 THRU: 99-99-99
7	EA	CURTAIN-SNAP TOP, 36" X 125" - B08 - AUTUMN LEAVES
7	EA	CURTAIN-SNAP TOP, 36" X 125" - B09 - WINTER FOREST
8	EA	LEG-WINDOW, 31.5" - REAR - B07 - CAMEO BLUE
8	EA	LEG-WINDOW, 31.5" - REAR - B08 - AUTUMN LEAVES
8	EA	LEG-WINDOW, 31.5" - REAR - B09 - WINTER FOREST
8	EA	LEG-WINDOW, 31.5" - FRONT - B07 - CAMEO BLUE
8	EA	LEG-WINDOW, 31.5" - FRONT - B08 - AUTUMN LEAVES
8	EA	LEG-WINDOW, 31.5" - FRONT - B09 - WINTER FOREST
8	EA	BLIND-MINI, 21" X 32" DROP - BEIGE
9	EA	SHADE-PULL, 27.25" - B07 - CAMEO BLUE
10	EA	LEG-WINDOW, 31.5" - REAR - B07 - CAMEO BLUE
10	EA	LEG-WINDOW, 31.5" - REAR - B08 - AUTUMN LEAVES
10	EA	LEG-WINDOW, 31.5" - REAR - B09 - WINTER FOREST
10	EA	LEG-WINDOW, 31.5" - FRONT - B07 - CAMEO BLUE
10	EA	LEG-WINDOW, 31.5" - FRONT - B08 - AUTUMN LEAVES
10	EA	LEG-WINDOW, 31.5" - FRONT - B09 - WINTER FOREST
10	EA	BLIND-MINI, 57.5" X 31.5" - BEIGE

PRIVACY CURTAINS

KEY PART NUMBER	U/M	DESCRIPTION
097994-03-B07	EA	CURTAIN-HOOK TOP, 34" X 75" - B07 - CAMEO BLUE FROM: 00-00-00 THRU: 10-04-90
097994-03-B10	EA	CURTAIN-HOOK TOP, 34" X 75" - B07 - CAMEO BLUE FROM: 10-05-90 THRU: 99-99-99
097994-03-B07	EA	CURTAIN-HOOK TOP, 34" X 75" - B08 - AUTUMN LEAVES
097994-03-B09	EA	CURTAIN-HOOK TOP, 34" X 75" - B09 - WINTER FOREST
073260-42-B07	EA	TIEBACK-CURTAIN, 6" X 18" - B07 - CAMEO BLUE FROM: 00-00-00 THRU: 10-04-90
073260-42-B10	EA	TIEBACK-CURTAIN, 6" X 18" - B07 - CAMEO BLUE FROM: 10-05-90 THRU: 99-99-99
073260-42-B07	EA	TIEBACK-CURTAIN, 6" X 18" - B08 - AUTUMN LEAVES
073260-42-B09	EA	TIEBACK-CURTAIN, 6" X 18" - B09 - WINTER FOREST

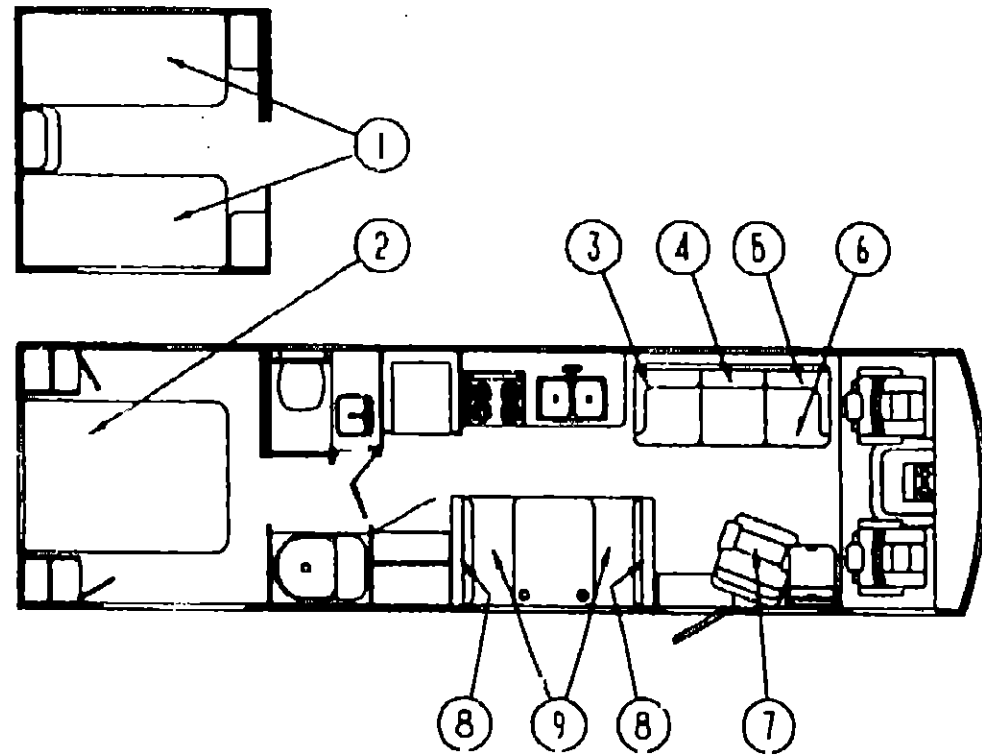
**1991 WINNEBAGO
TABLE OF CONTENTS**

INTRODUCTION	A-01 - A-02
ABBREVIATIONS	A-03
ALPHABETICAL INDEX	A-04 - A-08
WCN286T	A-07 - G-10
WCN32RQ	G-11 - L-20

1991 WCN32RQ INDEX

FLOOR PLAN	G-11 - G-12
ACCESSORIES	G-13 - G-24
BATH	H-01 - H-04
BEDROOM	H-05 - H-08
CHASSIS	H-09 - H-24
C & PAD	I-01 - I-08
DINETTE	I-09 - I-10
DRIVERS	I-11 - I-14
ELECTRICAL	I-15 - I-22
EXTERIOR BODY	I-23 - J-08
GALLEY	J-09 - J-14
HEATING & A/C	J-15 - J-20
INTERIOR FINISH	J-21 - K-01
LABEL	K-02 - K-10
LP	K-11
LOUNGE	K-12 - K-13
SEALANTS & FASTENERS	K-14 - K-16
WATER & SEWAGE	K-17 - K-21
WINDOW, VENT AND EXTERIOR DOOR	K-22 - L-20

CURTAIN, CUSHION & PAD GROUP (CONTINUED)



MATTRESS & BEDSPREAD

KEY PART NUMBER	U/M DESCRIPTION
1 085365-07-B07	EA BEDSPREAD-TWIN, 33" - B07 - CAMEO BLUE
1 085365-07-B08	EA BEDSPREAD-TWIN, 33" - B08 - AUTUMN LEAVES
1 085365-07-B09	EA BEDSPREAD-TWIN, 33" - B09 - WINTER FOREST
098176-01-000	EA MATTRESS-TWIN, 32" X 74"

MATTRESS & BED COVERINGS

KEY PART NUMBER	U/M DESCRIPTION
2 083986-04-B07	EA BEDSPREAD-QUEEN, 60" - B07 - CAMEO BLUE
2 083986-04-B08	EA BEDSPREAD-QUEEN, 60" - B08 - AUTUMN LEAVES
2 083986-04-B09	EA BEDSPREAD-QUEEN, 60" - B09 - WINTER FOREST
102161-01-B07	EA PILLOW, B07 - CAMEO BLUE
102161-01-B08	EA PILLOW, B08 - AUTUMN LEAVES
102161-01-B09	EA PILLOW, B09 - WINTER FOREST
081997-07-B10	EA SHAM-PILLOW, B07 - CAMEO BLUE
081997-07-B11	EA SHAM-PILLOW, B11 - AUTUMN LEAVES
081997-07-B12	EA SHAM-PILLOW, B09 - WINTER FOREST
098176-04-000	EA MATTRESS-QUEEN, 59" X 74"

DRIVERS SIDE COUCH

KEY PART NUMBER	U/M DESCRIPTION
3 101175-02-B07	EA CUSHION-BACK, COUCH - W/ARMREST - REAR - B07 - CAMEO BLUE
3 101175-02-B08	EA CUSHION-BACK, COUCH - W/ARMREST - REAR - B08 - AUTUMN LEAVES
3 101175-02-B09	EA CUSHION-BACK, COUCH - W/ARMREST - REAR - B09 - WINTER FOREST
P01175-02-B07	EA COVER-BACK, COUCH - W/ARMREST - REAR - B07 - CAMEO BLUE
P01175-02-B08	EA COVER-BACK, COUCH - W/ARMREST - REAR - B08 - AUTUMN LEAVES
P01175-02-B09	EA COVER-BACK, COUCH - W/ARMREST - REAR - B09 - WINTER FOREST
4 101175-03-B07	EA CUSHION-BACK, COUCH - CENTER - B07 - CAMEO BLUE
4 101175-03-B08	EA CUSHION-BACK, COUCH - CENTER - B08 - AUTUMN LEAVES
4 101175-03-B09	EA CUSHION-BACK, COUCH - CENTER - B09 - WINTER FOREST
P01175-03-B07	EA COVER-BACK, COUCH - CENTER - B07 - CAMEO BLUE
P01175-03-B08	EA COVER-BACK, COUCH - CENTER - B08 - AUTUMN LEAVES
P01175-03-B09	EA COVER-BACK, COUCH - CENTER - B09 - WINTER FOREST
5 101175-01-B07	EA CUSHION-BACK, COUCH - W/ARMREST - FRONT - B07 - CAMEO BLUE
5 101175-01-B08	EA CUSHION-BACK, COUCH - W/ARMREST - FRONT - B08 - AUTUMN LEAVES
5 101175-01-B09	EA CUSHION-BACK, COUCH - W/ARMREST - FRONT - B09 - WINTER FOREST
P01175-01-B07	EA COVER-BACK, COUCH - W/ARMREST - FRONT - B07 - CAMEO BLUE
P01175-01-B08	EA COVER-BACK, COUCH - W/ARMREST - FRONT - B08 - AUTUMN LEAVES
P01175-01-B09	EA COVER-BACK, COUCH - W/ARMREST - FRONT - B09 - WINTER FOREST
6 089007-05-B07	EA SEAT-COUCH, W/O BACK CUSHIONS - B07 - CAMEO BLUE
6 089007-05-B08	EA SEAT-COUCH, W/O BACK CUSHIONS - B08 - AUTUMN LEAVES
6 089007-05-B09	EA SEAT-COUCH, W/O BACK CUSHIONS - B09 - WINTER FOREST
M89007-05-B07	EA COVER-SEAT, COUCH - B07 - CAMEO BLUE
M89007-05-B08	EA COVER-SEAT, COUCH - B08 - AUTUMN LEAVES
M89007-05-B09	EA COVER-SEAT, COUCH - B09 - WINTER FOREST
079386-01-000	EA FRAME-COUCH, CONTINENTAL

CURTAIN, CUSHION & PAD GROUP (CONTINUED)

PASSENGER SIDE SWIVEL CHAIR

KEY PART NUMBER	U/M DESCRIPTION
7 101178-01-B07	EA CHAIR-SWIVEL, W/O BASE OR SKIRT - B07 - CAMEO BLUE
7 101178-01-B08	EA CHAIR-SWIVEL, W/O BASE OR SKIRT - B08 - AUTUMN LEAVES
7 101178-01-B09	EA CHAIR-SWIVEL, W/O BASE OR SKIRT - B09 - WINTER FOREST
P01178-01-B07	EA COVER-CHAIR, SWIVEL - B07 - CAMEO BLUE
P01178-01-B08	EA COVER-CHAIR, SWIVEL - B08 - AUTUMN LEAVES
P01178-01-B09	EA COVER-CHAIR, SWIVEL - B09 - WINTER FOREST
P02754-01-B07	EA COVER-SEAT, SWIVEL CHAIR - B07 - CAMEO BLUE
P02754-01-B08	EA COVER-SEAT, SWIVEL CHAIR - B08 - AUTUMN LEAVES
P02754-01-B09	EA COVER-SEAT, SWIVEL CHAIR - B09 - WINTER FOREST
P01178-25-B07	EA COVER-ARMREST, SWIVEL CHAIR - RH - B07 - CAMEO BLUE
P01178-25-B08	EA COVER-ARMREST, SWIVEL CHAIR - RH - B08 - AUTUMN LEAVES
P01178-25-B09	EA COVER-ARMREST, SWIVEL CHAIR - RH - B09 - WINTER FOREST
P01178-26-B07	EA COVER-ARMREST, SWIVEL CHAIR - LH - B07 - CAMEO BLUE
P01178-26-B08	EA COVER-ARMREST, SWIVEL CHAIR - LH - B08 - AUTUMN LEAVES
P01178-26-B09	EA COVER-ARMREST, SWIVEL CHAIR - LH - B09 - WINTER FOREST
087330-01-000	EA BRACKET-STOP, SLIDING TRACK
089368-04-000	EA FRAME-CABLE, REMOTE SWIVEL
101083-02-000	EA FRAME-CHAIR, SWIVEL - W/RIGHT HAND ARM BRACKET
101083-03-000	EA FRAME-CHAIR, SWIVEL - W/LEFT HAND ARM BRACKET
002755-01-002	EA ANGLE-EXTRUDED, 1.12" X 1.12" X 16'
101187-01-000	EA ROCKER BOX-CHAIR, SWIVEL
069246-02-000	EA ADJUSTER-SEAT/CHAIR, W/O LOCK - FORWARD & BACK
069246-05-700	EA SPRING-ADJUSTER, FOR REMOTE
069246-05-000	EA ADJUSTER-SEAT/CHAIR, W/REMOTE
069246-05-700	EA SPRING-ADJUSTER, FOR REMOTE
069246-05-701	EA CLIP-CABLE, FOR REMOTE
093481-05-000	EA TOP PLATE-PEDESTAL, SWIVEL CHAIR - W/REMOTE SWIVEL
093482-01-000	EA SHROUD-PEDESTAL, 13" - PLASTIC - BLACK
093481-01-000	EA BASE-PEDESTAL, SWIVEL CHAIR - W/6" EXTENSION

BACKREST CUSHIONS

KEY PART NUMBER	U/M DESCRIPTION
8 088927-79-B07	EA CUSHION-BACKREST, DINETTE - 14.5" X 38" - B07 - CAMEO BLUE
8 088927-79-B08	EA CUSHION-BACKREST, DINETTE - 14.5" X 38" - B08 - AUTUMN LEA
8 088927-79-B09	EA CUSHION-BACKREST, DINETTE - 14.5" X 38" - B09 - WINTER FOR
M88927-79-B07	EA COVER-BACK, DINETTE - 14.5" X 38" - B07 - CAMEO BLUE
M88927-79-B08	EA COVER-BACK, DINETTE - 14.5" X 38" - B08 - AUTUMN LEAVES
096008-68-000	YD FABRIC-UPHOLSTERY, PATTERN - 54" - B09 - WINTER FOREST

SEAT CUSHIONS

KEY PART NUMBER	U/M DESCRIPTION
9 088927-86-B07	EA CUSHION-SEAT, DINETTE - 21" X 38" - B07 - CAMEO BLUE
9 088927-86-B08	EA CUSHION-SEAT, DINETTE - 21" X 38" - B08 - AUTUMN LEAVES
9 088927-86-B09	EA CUSHION-SEAT, DINETTE - 21" X 38" - B09 - WINTER FOREST
M88927-86-B07	EA COVER-SEAT, DINETTE - 21" X 38" - B07 - CAMEO BLUE
M88927-86-B08	EA COVER-SEAT, DINETTE - 21" X 38" - B08 - AUTUMN LEAVES
M88927-86-B09	EA COVER-SEAT, DINETTE - 21" X 38" - B09 - WINTER FOREST

**1991 WINNEBAGO
TABLE OF CONTENTS**

INTRODUCTION	A-01 - A-02
ABBREVIATIONS	A-03
ALPHABETICAL INDEX	A-04 - A-06
WCN28RT	A-07 - G-10
WCN32RQ	G-11 - L-20

1991 WCN32RQ INDEX

FLOOR PLAN	G-11 - G-12
ACCESSORIES	G-13 - G-24
BATH	H-01 - H-04
BEDROOM	H-05 - H-08
CHASSIS	H-09 - H-24
C C & PAD	I-01 - I-08
DINETTE	I-09 - I-10
DRIVERS	I-11 - I-14
ELECTRICAL	I-15 - I-22
EXTERIOR BODY	I-23 - J-08
GALLEY	J-09 - J-14
HEATING & A/C	J-15 - J-20
INTERIOR FINISH	J-21 - K-01
LABEL	K-02 - K-10
LP	K-11
LOUNGE	K-12 - K-13
SEALANTS & FASTENERS	K-14 - K-16
WATER & SEWAGE	K-17 - K-21
WINDOW, VENT AND EXTERIOR DOOR	K-22 - L-20

CURTAIN, CUSHION & PAD GROUP (CONTINUED)

BUNK CUSHION

KEY PART NUMBER	U/M DESCRIPTION
079145-05-000	EA CUSHION-BUNK
M79145-05-000	EA COVER, CUSHION - BUNK

CURTAIN TRACKS AND HARDWARE

KEY PART NUMBER	U/M DESCRIPTION
097919-04-01A	EA TRACK-CURTAIN, WRAPAROUND - DRIVER - OFF WHITE
097919-03-01A	EA TRACK-CURTAIN, WRAPAROUND - PASSENGER - OFF WHITE
097625-01-000	EA HOOK-DRAPERY
048394-02-000	YD VELCRO TAPE-HOOK, ADHESIVE BACK - .75" WIDE - BEIGE
072333-78-000	YD FABRIC-DRAPERY, DRIFTWOOD
084432-06-000	FT SLAT-ROLLER SHADE, PLASTIC
086276-01-000	EA TAPE-DOUBLE SIDED, 1/2"
087253-01-000	EA PULL-ROLLER SHADE, PLASTIC - CLEAR
096843-01-000	EA SPRING-REWIND, ROLLER SHADE
084434-01-000	EA BRACKET-MOUNTING, ROLLER SHADE - 1 3/8"
089916-01-000	EA MOUNT-WINDOW LEG, BLACK
083170-01-000	EA BRACKET-BLIND, REAR
083170-02-000	EA BRACKET-BLIND, FRONT
097565-01-000	EA BRACKET-MOUNTING, BLIND
093475-01-700	EA V/AND-BLIND, W/METAL CLIP - 8" LONG
093475-01-701	EA END CAP-BLIND, W/STUD
095591-02-000	EA BRACKET-BLIND, HOLD-DOWN - W/PIN
102555-01-000	EA CLEAT-CORD, BLIND
046867-01-000	EA GROMMET-BRASS - 7/16" ID X 1" OD
059797-02-000	EA SHELL-BUTTON, PLASTIC - # 30
069734-01-000	EA BACK-BUTTON, DURASNAP - # 30
078155-01-000	EA STRAP-BACK CUSHION, SNAP
029155-01-000	EA CAP-SNAP, NICKEL
029156-01-000	EA SOCKET-SNAP FASTENER, NICKEL

WALL PADS

KEY PART NUMBER	U/M DESCRIPTION
093195-01-AE6	EA PAD-DOOR, B07 - CAMEO BLUE
093195-01-B08	EA PAD-DOOR, B08 - AUTUMN LEAVES
093195-01-B09	EA PAD-DOOR, B09 - WINTER FOREST

FABRICS AND TRIMS

KEY PART NUMBER	U/M DESCRIPTION
072333-77-000	YD FABRIC-CURTAIN, 54" WIDE - B07 - CAMEO BLUE FROM: 00-00-00 THRU: 10-04-90
072333-79-000	YD FABRIC-CURTAIN, 54" WIDE - B07 - CAMEO BLUE FROM: 10-05-90 THRU: 99-99-99
072333-77-000	YD FABRIC-CURTAIN, 54" WIDE - B08 - AUTUMN LEAVES
072333-76-000	YD FABRIC-CURTAIN, 54" WIDE - B09 - WINTER FOREST
087272-01-000	YD FABRIC-LINING, CURTAIN - 48" WIDE - IVORY
096008-64-000	YD FABRIC-UPHOLSTERY, DOTTED - 54" - B08 - AUTUMN LEAVES
096008-65-000	YD FABRIC-UPHOLSTERY, SQUARES - 54" - B09 - WINTER FOREST
096008-28-000	YD FABRIC-UPHOLSTERY, PLAIN - 54" - B07 - CAMEO BLUE
096008-40-000	YD FABRIC-UPHOLSTERY, PLAIN - 54" - B08 - AUTUMN LEAVES
096008-63-000	YD FABRIC-UPHOLSTERY, PLAIN - 54" - B09 - WINTER FOREST
081926-01-000	YD BACKING-QUILTING, MATTRESS COVER - 59" WIDE - WHITE
088273-58-000	YD FABRIC-BEDSPREAD/CURTAIN, 54" - B07 - CAMEO BLUE
088273-57-000	YD FABRIC-BEDSPREAD/CURTAIN, 54" - B08 - AUTUMN LEAVES
088273-56-000	YD FABRIC-BEDSPREAD/CURTAIN, 54" - B09 - WINTER FOREST
076796-03-000	SF VINYL-FOAMBACK, BEIGE
079680-09-000	YD FABRIC-VINYL, 54" WIDE - OFF WHITE
079349-01-AA1	YD WELTING-FABRIC, B07 - CAMEO BLUE
079349-01-B03	YD WELTING-FABRIC, B08 - AUTUMN LEAVES
079349-01-B09	YD WELTING-FABRIC, B09 - WINTER FOREST

CURTAIN, CUSHION & PAD GROUP (CONTINUED)

FLOOR COVERINGS & COMPONENTS

KEY PART NUMBER	U/M DESCRIPTION
096060-14-000	SY CARPET, 12' WIDE ROLLS - B07 - CAMEO BLUE - INC. OF 4 SY
096060-15-000	SY CARPET, 12' WIDE ROLLS - B08 - MINK BROWN - INC. OF 4 SY
096060-16-000	SY CARPET, 12' WIDE ROLLS - B09 - PINE MIST - INC. OF 4 SY
075233-01-000	SY PAD-CARPET, 3/8" X 6"
076314-02-000	FT TAPE-CARPET SEAM, HEAT-BOND
093486-01-000	SY CARPET-COMPARTMENT, 54" WIDE - DARK GRAY

SEATBELT

KEY PART NUMBER	U/M DESCRIPTION
007021-01-000	EA BELT-SEAT, 2" X 90" - BLACK
057759-01-000	EA WASHER BRACKET-SEAT BELT, 4" DIAMETER
000D39-06-00B	EA NUT-HEX, SER FLG LK - 3/8-16 ZN
079145-05-000	EA CUSHION-BUNK, 30" X 73" X 4"
M79145-05-000	EA COVER-CUSHION, BUNK - 30" X 73" X 4"

1991 WINNEBAGO

TABLE OF CONTENTS

INTRODUCTION	A-01 - A-02
ABBREVIATIONS	A-03
ALPHABETICAL INDEX	A-04 - A-06
WCN28RT	A-07 - G-10
WCN32RQ	G-11 - L-20

1991 WCN32RQ INDEX

FLOOR PLAN	G-11 - G-12
ACCESSORIES	G-13 - G-24
BATH	H-01 - H-04
BEDROOM	H-05 - H-08
CHASSIS	H-09 - H-24
C C & PAD	I-01 - I-08
DINETTE	I-09 - I-10
DRIVERS	I-11 - I-14
ELECTRICAL	I-15 - I-22
EXTERIOR BODY	I-23 - J-08
GALLEY	J-09 - J-14
HEATING & A/C	J-15 - J-20
INTERIOR FINISH	J-21 - K-01
LABEL	K-02 - K-10
LP	K-11
LOUNGE	K-12 - K-13
SEALANTS & FASTENERS	K-14 - K-16
WATER & SEWAGE	K-17 - K-21
WINDOW, VENT AND EXTERIOR DOOR	K-22 - L-20

CURTAIN, CUSHION & PAD GROUP (CONTINUED)

DRIVER & PASSENGER BUCKET SEATS

KEY PART NUMBER	U/M	DESCRIPTION
101171-01-B07	EA	SEAT-BUCKET, W/O BASE OR SKIRT - B07 - CAMEO BLUE
101171-01-B08	EA	SEAT-BUCKET, W/O BASE OR SKIRT - B08 - AUTUMN LEAVES
101171-01-B09	EA	SEAT-BUCKET, W/O BASE OR SKIRT - B09 - WINTER FOREST
M03445-24-B07	EA	COVER-BACK, B07 - CAMEO BLUE
M03445-24-B08	EA	COVER-BACK, B08 - AUTUMN LEAVES
M03445-24-B09	EA	COVER-BACK, B09 - WINTER FOREST
M03445-25-B07	EA	COVER-SEAT, B07 - CAMEO BLUE
M03445-25-B08	EA	COVER-SEAT, B08 - AUTUMN LEAVES
M03445-25-B09	EA	COVER-SEAT, B09 - WINTER FOREST
M09906-04-000	EA	FRAME-SEAT, BACK & SPRING
090731-02-000	EA	HINGE-SLAVE, RECLINER, LEFT HAND
081362-01-000	EA	BRACKET-ARMREST, RIGHT HAND
081362-02-000	EA	BRACKET-ARMREST, LEFT HAND
101125-01-000	EA	RECLINER-SEAT BACK, LEFT HAND REMOTE
080243-43-B07	EA	ARMREST-BUCKET SEAT, RIGHT HAND - B07 - CAMEO BLUE
080243-43-B08	EA	ARMREST-BUCKET SEAT, RIGHT HAND - B08 - AUTUMN LEAVES
080243-43-B09	EA	ARMREST-BUCKET SEAT, RIGHT HAND - B09 - WINTER FOREST
080243-44-B07	EA	ARMREST-BUCKET SEAT, LEFT HAND - B07 - CAMEO BLUE
080243-44-B08	EA	ARMREST-BUCKET SEAT, LEFT HAND - B08 - AUTUMN LEAVES
080243-44-B09	EA	ARMREST-BUCKET SEAT, LEFT HAND - B09 - WINTER FOREST
M80243-43-B07	EA	COVER-ARMREST, BUCKET SEAT - RH - B07 - CAMEO BLUE
M80243-43-B08	EA	COVER-ARMREST, BUCKET SEAT - RH - B08 - AUTUMN LEAVES
M80243-43-B09	EA	COVER-ARMREST, BUCKET SEAT - RH - B09 - WINTER FOREST
M80243-44-B07	EA	COVER-ARMREST, BUCKET SEAT - LH - B07 - CAMEO BLUE
M80243-44-B08	EA	COVER-ARMREST, BUCKET SEAT - LH - B08 - AUTUMN LEAVES
M80243-44-B09	EA	COVER-ARMREST, BUCKET SEAT - LH - B09 - WINTER FOREST
029012-01-000	BF	FOAM-ROLLED, 3/8" THICK - 72" WIDE
081361-01-000	EA	ROD-ARMREST, METAL
089368-05-000	EA	FRAME-CABLE,REMOTE RECLINE
089369-08-000	EA	FRAME-RECLINER, BUCKET SEAT - W/CABLE SHIELD
069368-04-000	EA	FRAME-CABLE, REMOTE SWIVEL
071126-24-AA1	EA	SKIRT-BUCKET SEAT, B07 - CAMEO BLUE
071126-24-B03	EA	SKIRT-BUCKET SEAT, B08 - AUTUMN LEAVES
071126-24-B09	EA	SKIRT-BUCKET SEAT, B09 - WINTER FOREST
059246-02-000	EA	ADJUSTER-BUCKET SEAT W/O LOCK, FORWARD AND BACK
059246-05-700	EA	SPRING-ADJUSTER, FOR REMOTE
069246-05-000	EA	ADJUSTER-SEAT/CHAIR, W/REMOTE
069246-05-700	EA	SPRING-ADJUSTER, FOR REMOTE
069246-05-701	EA	CLIP-CABLE, FOR REMOTE
069585-29-000	EA	BAR-SEAT BELT, BUCKET SEATS - 20"
093481-04-000	EA	TOP PLATE-PEDESTAL, BUCKET SEAT - W/O SEATBELT BAR
059585-08-000	EA	BASE-BUCKET SEAT, BOLTS TO FLOOR - VERTICAL 8"
092759-01-000	EA	PEDESTAL-TELESCOPING, PASSENGER
092759-01-700	EA	POWER HEAD F/TELESCOPING PEDESTAL
092759-01-700	EA	HEAD-POWER, TELESCOPING PEDESTAL

CURTAIN, CUSHION & PAD GROUP (CONTINUED)

DRIVERS POWERED SEAT OPTION L63M

KEY PART NUMBER	U/M	DESCRIPTION
069585-39-000	EA	PLATE-TOP, BUCKET SEAT - POWERED
071126-26-AE6	EA	SKIRT-BUCKET SEAT, B07 - CAMEO BLUE
071126-26-B08	EA	SKIRT-BUCKET SEAT, B08 - AUTUMN LEAVES
071126-26-B09	EA	SKIRT-BUCKET SEAT, B09 - WINTER FOREST
081373-01-000	EA	UNIT-POWER, BUCKET SEAT - 6 WAY
081373-01-700	EA	SWITCH-CONTROL, W/L BRACKET
069585-37-000	EA	PLATE-SUB, VERTICAL - 5"
096808-01-000	EA	SPACER-PEDESTAL, DRIVER

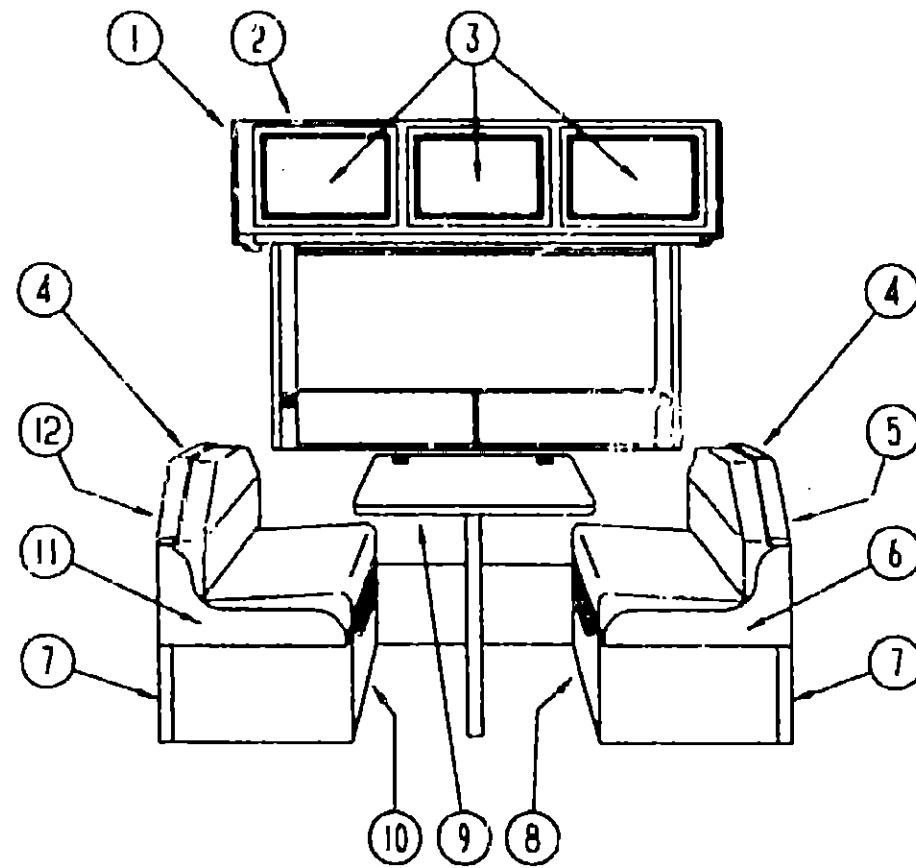
**1991 WINNEBAGO
TABLE OF CONTENTS**

INTRODUCTION	A-01 - A-02
ABBREVIATIONS	A-03
ALPHABETICAL INDEX	A-04 - A-06
WCN28RT	A-07 - G-10
WCN32RQ	G-11 - L-20

1991 WCN32RQ INDEX

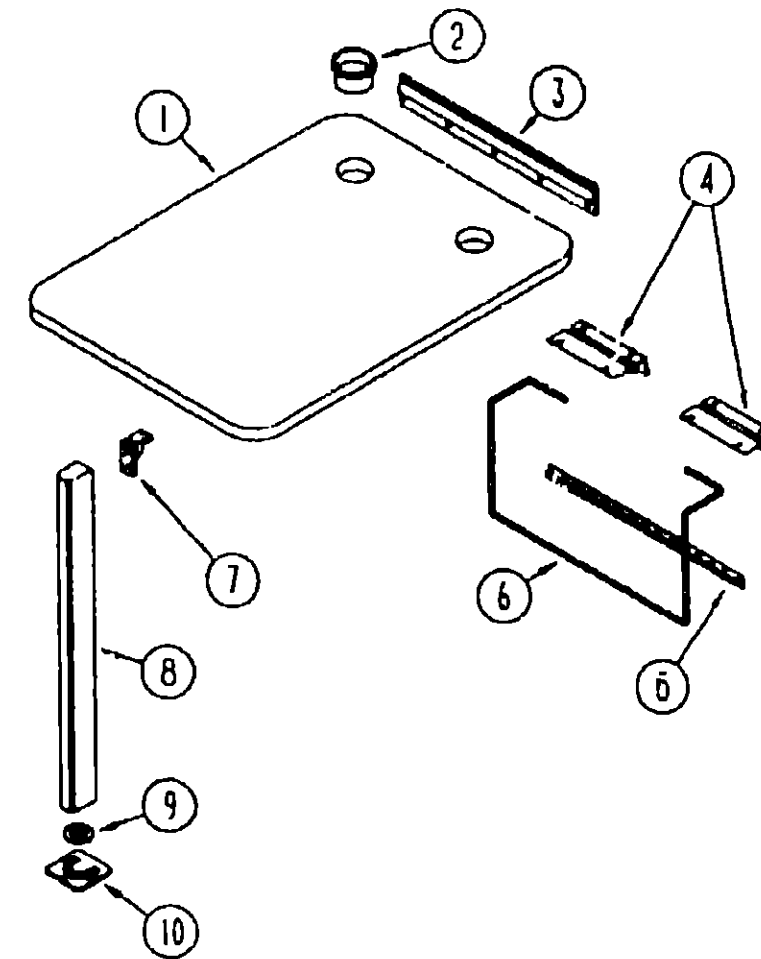
FLOOR PLAN	G-11 - G-12
ACCESSORIES	G-13 - G-24
BATH	H-01 - H-04
BEDROOM	H-05 - H-08
CHASSIS	H-09 - H-24
C C & PAD	I-01 - I-02
DINETTE	I-09 - I-10
DRIVERS	I-11 - I-14
ELECTRICAL	I-15 - I-22
EXTERIOR BODY	I-23 - J-08
GALLEY	J-09 - J-14
HEATING & A/C	J-15 - J-20
INTERIOR FINISH	J-21 - K-01
LABEL	K-02 - K-10
LP	K-11
LOUNGE	K-12 - K-13
SEALANTS & FASTENERS	K-14 - K-16
WATER & SEWAGE	K-17 - K-21
WINDOW, VENT AND EXTERIOR DOOR	K-22 - L-20

DINETTE GROUP



OVERHEAD CABINET W/LIGHT, SPEAKER & RECEPTACLE

DINETTE GROUP (CONTINUED)



DINETTE TABLE & COMPONENTS

1991 WINNEBAGO TABLE OF CONTENTS

INTRODUCTION	A-01 - A-02
ABBREVIATIONS	A-03
ALPHABETICAL INDEX	A-04 - A-06
WCN28RT	A-07 - G-10
WCN32RO	G-11 - L-20

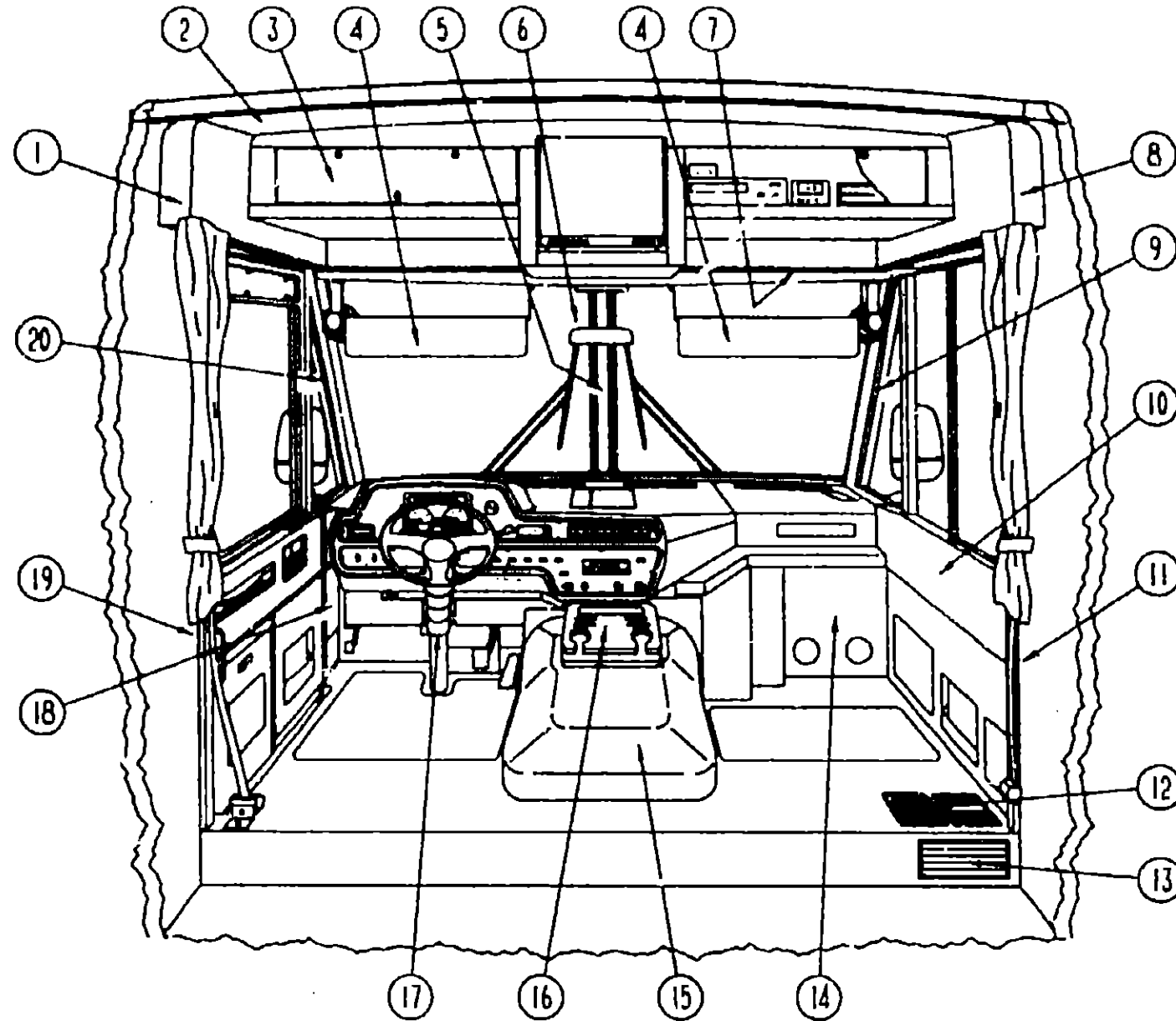
1991 WCN32RQ INDEX

FLOOR PLAN	G-11 - G-12
ACCESSORIES	G-13 - G-24
BATH	H-01 - H-04
BEDROOM	H-05 - H-08
CHASSIS	H-09 - H-24
C C & PAD	I-01 - I-08
DINETTE	I-09 - I-10
DRIVERS	I-11 - I-14
ELECTRICAL	I-15 - I-22
EXTERIOR BODY	I-23 - J-08
GALLEY	J-09 - J-14
HEATING & A/C	J-15 - J-20
INTERIOR FINISH	J-21 - K-01
LABEL	K-02 - K-10
LP	K-11
LOUNGE	K-12 - K-13
SEALANTS & FASTENERS	K-14 - K-16
WATER & SEWAGE	K-17 - K-21
WINDOW, VENT AND EXTERIOR DOOR	K-22 - L-20

KEY PART NUMBER	U/M	DESCRIPTION
1 092747-01-B07	EA	END CAP-CABINET, OVERHEAD - FRONT
2 M04154-09-B07	EA	CABINET-OVERHEAD, DINETTE - W/O DOORS OR HARDWARE
3 P00520-01-B07	EA	DOOR-CABINET, W/O HARDWARE - 14.4" X 21.9"
4 098454-01-AE8	EA	PAD-BACKREST TOP, DINETTE - B07 - CAMEO BLUE
4 098454-01-B08	EA	PAD-BACKREST TOP, DINETTE - B08 - AUTUMN LEAVES
4 098454-01-B09	EA	PAD-BACKREST TOP, DINETTE - B09 - WINTER FOREST
5 M04069-02-AB6	EA	CABINET-BACKREST, REAR - W/O DOORS OR HARDWARE
6 098432-02-AE8	EA	PAD-SEAT EDGE, DINETTE - REAR - B07 - CAMEO BLUE
6 098432-02-B03	EA	PAD-SEAT EDGE, DINETTE - REAR - B08 - AUTUMN LEAVES
6 098432-02-B09	EA	PAD-SEAT EDGE, DINETTE - REAR - B09 - WINTER FOREST
7 098433-01-AE8	EA	PAD-SEATBASE EDGE, DINETTE - B07 - CAMEO BLUE
7 098433-01-B08	EA	PAD-SEATBASE EDGE, DINETTE - B08 - AUTUMN LEAVES
7 098433-01-B09	EA	PAD-SEATBASE EDGE, DINETTE - B09 - WINTER FOREST
8 M04070-07-B07	EA	CABINET-SEATBASE, REAR - W/O DOORS OR HARDWARE OR SEAT PADS
9 M92743-05-B07	EA	TABLE-DINETTE, W/O HARDWARE
10 M04189-01-B07	EA	CABINET-SEATBASE, FRONT - W/O DOORS OR HARDWARE OR SEAT PADS
11 098432-01-AE8	EA	PAD-SEAT EDGE, DINETTE - FRONT - B07 - CAMEO BLUE
11 098432-01-B08	EA	PAD-SEAT EDGE, DINETTE - FRONT - B08 - AUTUMN LEAVES
11 098432-01-B09	EA	PAD-SEAT EDGE, DINETTE - FRONT - B09 - WINTER FOREST
12 M04188-01-B07	EA	CABINET-BACKREST, FRONT - W/O DOORS OR HARDWARE
070578-01-B27	EA	BUTTON-SNAP TOP, #30 - B07 - CAMEO BLUE
070578-01-B05	EA	BUTTON-SNAP TOP, #30 - B08 - AUTUMN LEAVES
070578-01-B09	EA	BUTTON-SNAP TOP, #30 - B09 - WINTER FOREST

KEY PART NUMBER	U/M	DESCRIPTION
1 M92743-05-B07	EA	TABLE-DINETTE, W/O HARDWARE
004354-01-000	EA	BUMPER-CABINET DOOR, RUBBER - BROWN
2 064781-06-000	EA	HOLDER-CUP, TWO STEP - OFF WHITE
3 053200-09-000	EA	SUPPORT-TABLE, 18.5" BEIGE
4 088410-01-000	EA	BRACKET-LIFT, TABLE MOUNTED - BEIGE
5 024281-11-000	EA	BRACKET-LIFT ROD, LOWER WALL MOUNTED - 17.12" - BEIGE
6 024275-11-000	EA	ROD-TABLE LIFT, 8" X 18.5" - BEIGE
7 093550-01-000	EA	BRACKET-FOLDING LEG
8 092708-01-Y15	EA	LEG-TABLE
9 092593-01-04A	EA	CATCH-TABLE LEG, BEIGE
10 049493-08-000	EA	FLOOR CATCH - TABLE LEG - TAN

DRIVERS COMPARTMENT GROUP



DRIVERS COMPARTMENT

KEY PART NUMBER	U/M	DESCRIPTION
1	EA	TRIM-OVERHEAD, DRIVER SIDE - OFF WHITE
092472-01-01A	EA	TRIM-SIDE, LOWER - DR & PASS - 15.5" LONG - OFF WHITE
092471-01-01A	EA	TRIM-SIDE, UPPER PASSENGER - OFF WHITE - 33 1/4"
092471-02-01A	EA	TRIM-SIDE, UPPER DRIVER - OFF WHITE - 33 1/4"
092472-02-01A	EA	TRIM-SIDE, SIDE - LOWER DR & PASS - 15.5" LONG - OFF WHITE
2	EA	CABINET FACE-OVERHEAD, TV
100698-01-B07	EA	BRACKET-CABINET, TV - OFF WHITE
100622-01-01A	EA	SHELF-OVERHEAD, FRONT PASSENGER - VINYL COVERED
P00957-01-B07	EA	SHELF-OVERHEAD, FRONT DRIVER - VINYL COVERED
P00957-02-B07	EA	SHELF-OVERHEAD, CENTER - VINYL COVERED
P00958-01-B07	EA	SPACER
100707-01-000	EA	DOOR-CABINET, W/O HARDWARE - 14.4" X 16.1"
P00520-84-B07	EA	DOOR-GLASS, TV CABINET - W/O HARDWARE - 6.3" X 27"
3	EA	LOCK-TWIST TYPE
100708-03-000	EA	HINGE-DOOR, GLASS
100710-01-01A	EA	CATCH-GLASS DOOR
100711-01-01A	EA	PIN-SUPPORT, GLASS DOOR
101272-01-000	EA	SUNVISOR-DRIVER OR PASSENGER - OFF WHITE
101766-01-000	EA	PLATE-MOUNT, SUNVISOR - TRIANGLE SHAPED - PLASTIC
4	EA	SCREW-SF/DR, 10-16 X 3/4 PPH - BLACK
082206-05-B07	EA	HINGE-SUNVISOR
100423-01-01A	EA	CLIP-SUNVISOR, SQUARE - PINCH ON
000G39-10-12D	EA	MOUNT-SUNVISOR, CLIP TYPE - BLACK
007211-01-000	EA	BRACKET-SUNVISOR, 1 PIECE - STEEL
074012-01-000	EA	COVER-CENTER PILLAR, WINDSHIELD - BEIGE
085709-01-000	EA	COVER-CENTER PILLAR, WINDSHIELD - BEIGE - UNCUT
102377-01-000	EA	MIRROR INSIDE REAR VIEW KIT
5	EA	HEADLINER-FRONT, PLASTIC - OFF WHITE
5	EA	
6	EA	
7	EA	

DRIVERS COMPARTMENT GROUP (CONTINUED)

DRIVERS COMPARTMENT CONT

KEY PART NUMBER	U/M	DESCRIPTION
8	EA	TRIM-OVERHEAD, PASSENGER SIDE - OFF WHITE
092472-01-01A	EA	TRIM-SIDE, LOWER - DR & PASS - 15.5" LONG - OFF WHITE
092584-01-01A	EA	COVER-A PILLAR, PASSENGER - BEIGE
10	EA	PANEL-KICK, LOWER PASSENGER SIDE - BEIGE
11	EA	COVER-B PILLAR, PASS - 58" X 2.1" - PLASTIC - OFF WHITE
092585-01-01A	EA	COVER-HINGE PILLAR, PASSENGER - BEIGE
12	EA	GRILLE-FLOOR, HEATING - 9.3" X 5.4" - BROWN
13	EA	GRILLE-RETURN AIR, FURNACE - 15.6" X 7.6" - BROWN
14	EA	COVER-HEATER, W/2 LOUVERED OUTLETS - 10.2" X 17.5" - B07
14	EA	COVER-HEATER, W/2 LOUVERED OUTLETS - 10.2" X 17.5" - B08
14	EA	COVER-HEATER, W/2 LOUVERED OUTLETS - 10.2" X 17.5" - B09
15	EA	COVER-MOTOR W/O CARPET
075564-01-000	EA	BRACKET-MOUNTING, MOTOR COVER
092406-01-000	EA	TRIM-MOTOR COVER, ALUMINUM
039623-01-000	FT	SEAL-MOTOR COVER, RUBBER BULB TYPE - BLACK
16	EA	TRAY-BEVERAGE, WOOD
098911-01-01A	EA	INSERT-BEVERAGE TRAY
M04032-01-AB1	EA	DOWEL-WOOD STAINED
17	EA	BOOT-STEERING COLUMN
17	EA	BOOT-COLUMN, 91 CHEVY, BOTTOM
17	EA	BOOT-COLUMN, 91 CHEVY, TOP
18	EA	PANEL-KICK, LOWER DRIVER SIDE - BEIGE
19	EA	COVER-B PILLAR, DR - 58" X 2.2" - PLASTIC - OFF WHITE
091990-01-01A	EA	SEAT BELT-SHOULDER HARNESS - DRIVERS/PASSENGERS - BLACK
091990-01-700	EA	BOLT COVER
091990-02-01A	EA	BRACKET-SEAT BELT, DRIVERS - FLOOR MOUNT
082585-02-01A	EA	COVER-HINGE PILLAR, DRIVER - BEIGE
093899-02-000	EA	PLATE-STRIKER BOLT
20	EA	COVER-A PILLAR, DRIVER - BEIGE
091990-01-01A	EA	SEAT BELT-SHOULDER HARNESS - DRIVERS/PASSENGERS - BLACK
091990-01-700	EA	COVER-BOLT, SEATBELT - BLACK
081201-01-000	EA	MAT-FLOOR, FRONT - DRIVER
081202-01-000	EA	MAT-FLOOR, FRONT - PASSENGER
		FORD OPTION - L16K - US
		FROM: 00-00-00 THRU: 91-04-01
		FROM: 91-04-02 THRU: 00-00-00
		FROM: 91-04-02 THRU: 00-00-00

KEY PART NUMBER

100602-03-01A	EA	PANEL-INSTRUMENT, UPPER W/CUTOUTS - "CHIEFTAIN" - BLACK
101025-02-01A	EA	1991 FORD - MOUNTS CLUSTER
101024-03-01A	EA	PANEL-DASH, LOWER W/CUTOUTS - FORD - 11.9" LONG - BLACK
	EA	PANEL-DASH, LOWER W/CUTOUTS - FORD - 30.7" LONG - BLACK
	EA	DRIVER SIDE - MOUNTS RADIO

KEY PART NUMBER

KEY PART NUMBER	U/M	DESCRIPTION
094794-02-000	EA	CLUSTER-INSTRUMENT, KILOMETER - FORD CHASSIS-10849-BB
		NOT IN THIS OPTION AFTER 11-04-90
		FROM: 00-00-00 THRU: 11-04-90
094796-01-000	EA	CLUSTER-INSTRUMENT PANEL, KILOMETERS - GAS - GM# 25088535
		FROM: 00-00-00 THRU: 11-04-90
094796-03-000	EA	CLUSTER-INSTRUMENT PANEL, KILOMETERS - GAS - GM# 16138135
100158-01-000	EA	WIRE ASM-DAYTIME RUNNING LIGHTS
100159-01-000	EA	WIRE ASM-DAYTIME RUNNING LIGHTS, W/FUSE

CANADIAN OPTION L265, L27E - FORD & CHEVY

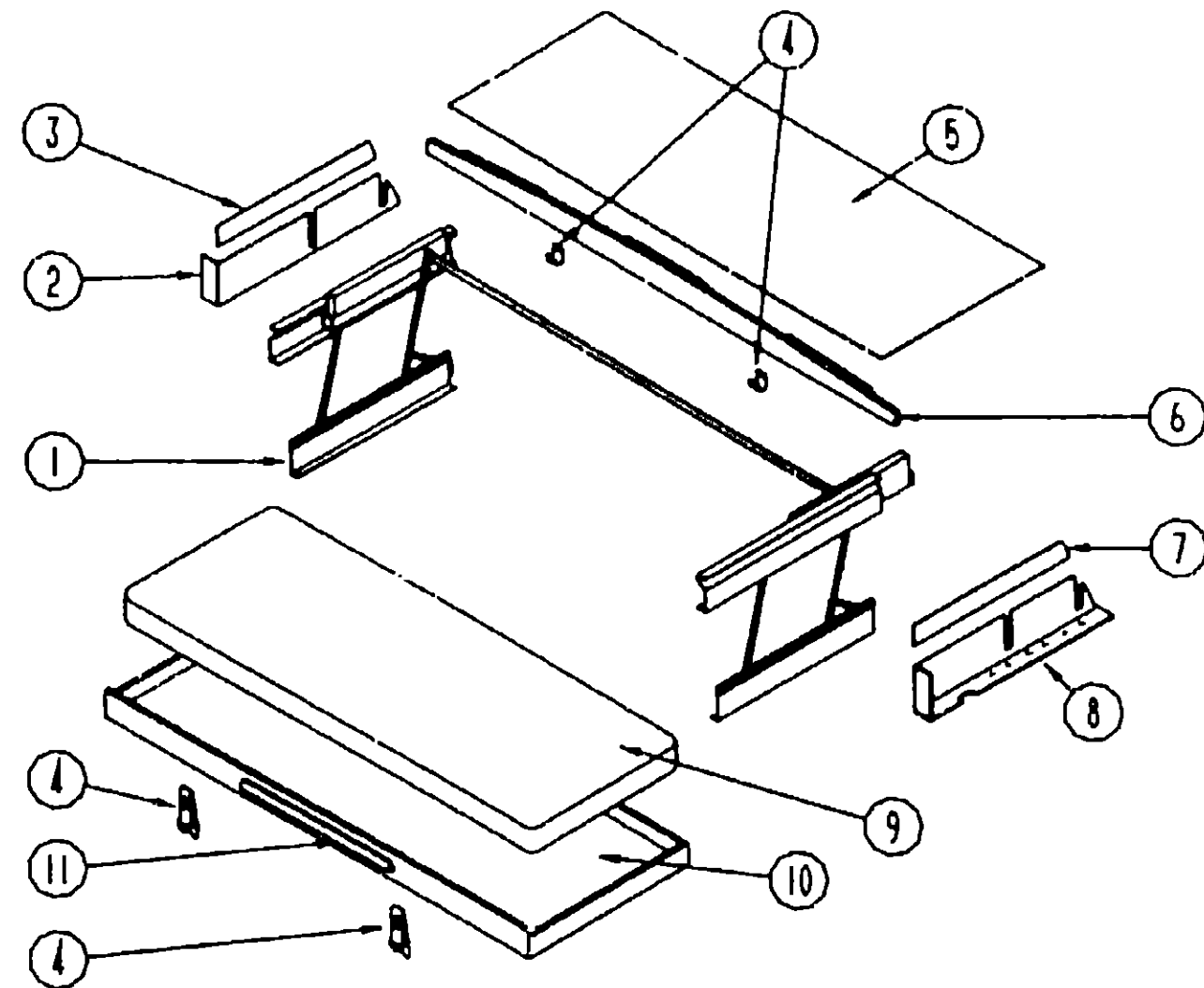
**1991 WINNEBAGO
TABLE OF CONTENTS**

INTRODUCTION	A-01 - A-02
ABBREVIATIONS	A-03
ALPHABETICAL INDEX	A-04 - A-06
WCN28RT	A-07 - G-10
WCN32RO	G-11 - L-20

1991 WCN32RQ INDEX

FLOOR PLAN	G-11 - G-12
ACCESSORIES	G-13 - G-24
BATH	H-01 - H-04
BEDROOM	H-05 - H-08
CHASSIS	H-09 - H-24
C C & PAD	I-01 - I-08
DINETTE	I-09 - I-10
DRIVERS	I-11 - I-14
ELECTRICAL	I-15 - I-22
EXTERIOR BODY	I-23 - J-08
GALLEY	J-09 - J-14
HEATING & A/C	J-15 - J-20
INTERIOR FINISH	J-21 - K-01
LABEL	K-02 - K-10
LP	K-11
LOUNGE	K-12 - K-13
SEALANTS & FASTENERS	K-14 - K-16
WATER & SEWAGE	K-17 - K-21
WINDOW, VENT AND EXTERIOR DOOR	K-22 - L-20

DRIVERS COMPARTMENT GROUP (CONTINUED)



FRONT BUNK-SINGLE (OPT 523)

KEY PART NUMBER	U/M	DESCRIPTION
1 076760-02-000	EA	BUNK HARDWARE
076760-02-700	EA	SPRING-GAS-BUNK HARDWARE
2 092471-02-01A	EA	TRIM-SIDE, UPPER DRIVER - OFF WHITE - 33 1/4"
3 092472-02-01A	EA	TRIM-SIDE, SIDE - LOWER DR & PASS - 15.5" LONG - OFF WHITE
4 042541-04-700	EA	LATCH ASM-W/STRIKE, (2 SETS) - BRASS
092471-04-01A	EA	TRIM-OVERHEAD, DRIVER SIDE - OFF WHITE
042541-05-000	EA	STRIKE-BRASS
049465-04-000	EA	SCREW, 10-16 X 1 PTH W/WASHER - BEIGE
075943-02-000	EA	BRACE-ANGLE, W/HOLES - 1" X 1.5" X 14" - ALUMINUM - BEIGE
5 074497-14-000	SF	PANELING-CEILING, 4' X 8' - INCREMENTS OF 32 SF
093884-01-700	EA	HEADLINER-FRONT, PLASTIC - OFF WHITE
6 M93055-01-Y12	EA	BOARD-BUNK, TRIM - CEILING MOUNTED
016604-05-000	EA	BRACE-L/ANGLED, 2.5" - OFF WHITE
7 092471-01-01A	EA	TRIM-SIDE, UPPER PASSENGER - OFF WHITE - 33 1/4"
8 092472-01-01A	EA	TRIM-SIDE, LOWER - DR & PASS - 15.5" LONG - OFF WHITE
9 079145-04-000	EA	CUSHION-BUNK, OVERHEAD - 4' X 34" X 78" - B03/B04
M79145-04-000	EA	COVER-BUNK CUSHION, OVERHEAD - 4' X 34" X 78" - AA8 & AA9
10 081717-04-Y12	EA	BED-BUNK, FRONT
11 094658-01-Y12	EA	HANDLE-BUNK, OAK

DRIVERS COMPARTMENT GROUP (CONTINUED)

DASH & COMPONENTS

KEY PART NUMBER	U/M	DESCRIPTION
076867-01-000	EA	BRACKET-V, LIPPED - 3.5" X 1" - STEEL - W/O SCREW HOLES
076867-02-000	EA	BRACKET-V, LIPPED - 8.4" X 1" - STEEL - W/SCREW HOLES
076872-01-000	EA	BRACKET-V, LIPPED - 2.7" X 1" - STEEL - W/O SCREW HOLES
077001-01-000	EA	ANGLE-MOUNTING, ROOF PANEL - V ANGLE - 3" X 2.4" X 1.5"
024990-01-000	EA	OUTLET-DEFROSTER, WITH SWIVEL - 2" - TAN
076783-02-000	EA	LOUVER/BEZEL-BLACK, 2 1/2"
076788-02-000	EA	CYLINDER-CARDBOARD, LAMP
076788-03-000	EA	LAMP PLATE
076788-04-000	EA	LAMP PLATE-TURN SIGNAL
076797-02-000	EA	PANEL-INSTRUMENT, W/LOUVER CUTOUT 15.5" X 2.5" BLACK-PASSENGER SIDE FROM: 00-00-00 THRU: 06-03-90
076797-03-000	EA	PANEL-INSTRUMENT, W/LOUVER CUTOUT - 15.5" X 2.5" - BLACK W/O BORDER - PASSENGER SIDE FROM: 06-04-90 THRU: 99-99-99
079364-01-000	EA	SWITCH-ON/OFF ROCKER, BROWN
077031-01-000	EA	FILM-BLACK, 1" X 1.75"
077031-02-000	EA	FILM-AMBER, 1" X 1.75"
077069-02-000	EA	CABLE-ANTENNA, EXTENSION - 96"
077075-01-000	EA	GASKET-INSTRUMENT PANEL TO DEFROSTER PLENUM - 6" X 11.3" HOLE SIZE
077075-02-000	EA	GASKET-INSTRUMENT PANEL TO DEFROSTER PLENUM - 6" X 10.2" HOLE SIZE
079382-01-000	EA	SCREW-SOCKET, 8-18 X 1" - BLACK
081087-01-000	EA	LIGHT-INDICATOR, LVS 1436
081377-01-700	EA	ADHESIVE-CYANOACRYLATE, 10 GRAM TUBE
081914-01-000	EA	BUMPER-RUBBER, ROUND - .43" DIAMETER - BLACK
085252-02-Y10	EA	TOP-PADDED DASH, PASSENGER SIDE - VINYL - BEIGE
086272-02-000	EA	SWITCH-ROCKER, 3 POSITION - DPDT
086273-01-000	EA	RELAY-BATTERY DISCONNECT
086273-01-700	EA	TERMINAL WIRE ASM
086285-01-000	EA	SPACER-NYLON, .5" OD X .257" ID
087201-01-000	EA	LIGHT-DUMP VALVE
090979-01-000	EA	PLUG-INSTRUMENT PANEL, 11.5 MM
091930-02-000	EA	DUCT-DEFROSTER, W/O SIDE OUTLET - ARA# 0571020 FROM: 00-00-00 THRU: 07-22-99
091930-03-000	EA	DUCT-DEFROSTER, W/O SIDE OUTLET - ARA 0571109 FROM: 07-23-99 THRU: 99-99-99
093921-01-000	EA	PLATE-MOUNTING, PEDESTAL
097372-01-01A	EA	SWITCH-ON/OFF, SPST
097372-05-01A	EA	SWITCH-ON/OFF/MOMENTARY
097372-06-01A	EA	SWITCH-BLANK
097372-07-01A	EA	SWITCH-ON/MOMENTARY (OFF)
097372-08-01A	EA	SWITCH-ON/ON
100602-01-01A	EA	PANEL-INSTRUMENT, UPPER W/CUTOUTS - "CHIEFTAIN" - BLACK FROM: 00-00-00 THRU: 02-10-91
100602-04-01A	EA	PANEL-INSTRUMENT, UPPER W/CUTOUTS - NO LOGO - BLACK FROM: 02-11-91 THRU: 03-17-91
100602-07-01A	EA	APPLIQUE-INSTRUMENT PANEL, "CHIEFTAIN" - BLACK FROM: 02-11-91 THRU: 03-17-91
100602-05-01A	EA	PANEL-INSTRUMENT, UPPER W/CUTOUTS - NO LOGO - BLACK FROM: 03-18-91 THRU: 99-99-99
100602-08-01A	EA	APPLIQUE-INSTRUMENT PANEL, "CHIEFTAIN" - BLACK FROM: 03-18-91 THRU: 99-99-99
101024-01-01A	EA	PANEL-DASH, LOWER W/CUTOUTS - CHEVY - MOUNTS RADIO - BLACK
101025-02-01A	EA	PANEL-DASH, LOWER W/CUTOUTS - 11.9" LONG - BLACK
101055-01-01A	EA	PANEL-DASH, LOWER DRIVER SIDE - PLASTIC - BEIGE LOCATED JUST ABOVE STEERING COLUMN
076788-01-000	EA	SOCKET-MINI BAYONET LAMP, DASH
088476-01-000	EA	SOCKET-CONNECTOR
077407-01-000	EA	BRACKET-HOOD RELEASE CABLE
102087-01-000	EA	CABLE-HOOD RELEASE
076867-01-000	EA	BRACKET-INSTRUMENT PANEL - 3.5"
077001-01-000	EA	ANGLE-MOUNTING, ROOF PANEL - V ANGLE - 3" X 2.4" X 1.5"
024460-04-000	EA	GAUGE-VACUUM
078245-01-000	EA	BOOT-STEERING COLUMN, VINYL - BLACK - CHEVY
102122-01-B07	EA	TOP-PADDED DASH, DRIVER SIDE - VINYL - BEIGE
076734-05-000	EA	TRAY-DASH PANEL, PASSENGER SIDE - PLASTIC - BEIGE
096241-03-000	EA	SWITCH-BLANK
089294-01-000	EA	LIGHTER ASM-CIGARETTE

**1991 WINNEBAGO
TABLE OF CONTENTS**

INTRODUCTION	A-01 - A-02
ABBREVIATIONS	A-03
ALPHABETICAL INDEX	A-04 - A-06
WCN28RT	A-07 - G-10
WCN32RQ	G-11 - L-20

1991 WCN32RQ INDEX

FLOOR PLAN	G-11 - G-12
ACCESSORIES	G-13 - G-24
BATH	H-01 - H-04
BEDROOM	H-05 - H-08
CHASSIS	H-09 - H-24
C C & PAD	I-01 - I-08
DINETTE	I-09 - I-10
DRIVERS	I-11 - I-14
ELECTRICAL	I-15 - I-22
EXTERIOR BODY	I-23 - J-08
GALLEY	J-09 - J-14
HEATING & A/C	J-15 - J-20
INTERIOR FINISH	J-21 - K-01
LABEL	K-02 - K-10
LP	K-11
LOUNGE	K-12 - K-13
SEALANTS & FASTENERS	K-14 - K-16
WATER & SEWAGE	K-17 - K-21
WINDOW, VENT AND EXTERIOR DOOR	K-22 - L-20

ELECTRICAL GROUP

ELECTRICAL CONVERSION OPTION L049 - EXPORT

KEY PART NUMBER	U/M	DESCRIPTION
008054-01-000	EA	CORD-POWER, 10/3 WIRE - 30 AMP - 25'
000G11-03-080	EA	SCREW, 8-18 X 1/2 PPH ZN
000G11-10-16B	EA	SCREW, 10-16 X 1 - PPH ZN
000G67-10-12B	EA	SCREW, 10-12 X 3/4 - PPH ZN
008023-01-000	FT	WIRE-12/2, ROMEX - W/GROUND
008289-01-000	EA	BOX-ELECTRIC, STEEL - 1/2" AND 3/4" KNOCKOUTS - 4" X 4"
008311-01-000	EA	CONNECTOR-WIRE NUT, INSULATED - RED
008314-01-000	EA	CONNECTOR-WIRE NUT, INSULATED - GRAY
008323-01-000	EA	TERMINAL-RING, 12/10 WIRE - #10 STUD FIT
008331-01-000	EA	TERMINAL-RING, TONGUE - #4 WIRE - 3/8" STUD - COPPER
008355-01-000	EA	CONNECTOR-CABLE CLAMPING, 3/4"
008356-01-000	EA	CONNECTOR-PLASTIC, 3/8" AVG
041953-01-000	FT	CONDUIT-CONVOLUTE SLIT .50ID
073937-03-000	EA	SWITCH-ROTARY SELECTOR, 3 DECK - A/C - CA2D-USA892
073937-01-700	EA	KNOB-ROTARY SWITCH-A/C SEL
074390-01-000	EA	BOX-EXTENSION, STEEL - OPEN SIDES - 4" X 4" X 1 1/2"
008294-01-000	EA	COVER-ELECTRICAL BOX, STEEL/BLANK - 4" X 4" - GRAY
091213-01-000	EA	BOX-CIRCUIT BREAKER- W/KNOCKOUTS - 5.3" X 11.8" X 2.5"
092615-01-000	EA	CONVERTER-40 AMP, W/CHARGER - B-W 32400P
091803-01-000	EA	LOAD CENTER-240 VOLT, 125 AMP
091810-01-000	EA	CIRCUIT BREAKER-DOUBLE 30 AMP, GE THQL2120
091811-01-000	EA	CIRCUIT BREAKER-DOUBLE 20 AMP, GE THQL2120

CANADIAN OPTION L265

KEY PART NUMBER	U/M	DESCRIPTION
008069-02-000	EA	LIGHT-PORCH, RECESSED - CANADIAN
008089-01-700	EA	LENS-LIGHT, RECESSED - PORCH

FORD OPTION L16K - US & CANADIAN

KEY PART NUMBER	U/M	DESCRIPTION
063749-02-000	EA	HOUSING-HEADLAMP, 2 BULB
096674-01-000	EA	NUT-HEADLAMP, BLACK
096675-01-000	EA	KNOB-HEADLAMP, W/SHAFT
068476-01-000	EA	SOCKET-CONNECTOR

INTERIOR LIGHTS

KEY PART NUMBER	U/M	DESCRIPTION
091937-04-000	EA	LIGHT-FLUORESCENT, 12 V - RECESSED - THIN-LITE
091937-02-000	EA	LENS-LIGHT FLUORESCENT 12V
091937-03-000	EA	BULB-LIGHT FLOURESCENT 12V
078424-02-000	EA	LIGHT-FLUORESCENT, 12V DC - 18" - ALMOND
078424-02-701	EA	LENS-LIGHT, FLOURESCENT - 18"
081633-01-000	EA	LIGHT-MAKEUP, 4 BULBS - JENSEN 329-24BR
		FROM: 00-00-00 THRU: 05-06-90
082169-01-000	EA	LIGHT-MAKE-UP, 3 BULB - JENSEN X148-16BR
		FROM: 05-07-90 THRU: 99-99-99
081633-01-700	EA	BULB-MAKE UP LIGHT, JENSEN
087694-01-000	EA	LIGHT-WARDROBE/CLOSET, W/SWITCH
087694-01-700	EA	BULB
098024-01-01A	EA	LIGHT-DOME, 1 BULB - US - IVORY
098024-01-700	EA	LENS-DOME LIGHT
003218-01-000	EA	BULB-DOME LIGHT, 12V - NUMBER 1141
061424-01-000	EA	LIGHT-AISLE, 12V - RECTANGULAR
008103-01-000	EA	BULB-AISLE LIGHT, NUMBER 53 - 12 V - .12 AMP
065201-08-000	EA	SHADE-LAMP, W/GOLD TRIM - PARCHMENT
065202-14-000	EA	LAMP-WALL, W/O SHADE - BRASS
067479-01-000	EA	BULB-12V, NUMBER 1076 - WALL LAMP
090353-05-000	EA	LIGHT-READING, DOUBLE - BLACK
008103-01-000	EA	BULB-AISLE LIGHT, NUMBER 53 - 12 V - .12 AMP
082686-07-000	EA	SHADE-LAMP, TABLE
082686-09-000	EA	LAMP-TABLE, W/O SHADE - ACRYLIC
067479-01-000	EA	BULB-12V, NUMBER 1076 - WALL LAMP
083978-01-000	EA	WASHER-MOUNTING LAMP
082686-05-000	EA	LAMP-TABLE, BRASS

ELECTRICAL GROUP (COMPONENTS)

EXTERIOR LIGHTS

KEY PART NUMBER	U/M	DESCRIPTION
008089-01-000	EA	LIGHT-PORCH-RECESSED
		FROM: 00-00-00 THRU: 04-06-90
008089-01-700	EA	LENS-LIGHT, RECESSED - PORCH
091981-01-000	EA	GASKET-PORCH LIGHT
		FROM: 00-00-00 THRU: 04-06-90
097917-01-02A	EA	LIGHT-PORCH, BEIGE
		FROM: 04-09-90 THRU: 99-99-99
097917-01-700	EA	LENS-LIGHT, PORCH
042405-03-000	EA	BASE-CLEARANCE/SIDEMARKER LIGHT - RECTANGULAR
042405-02-000	EA	LENS-CLEARANCE/SIDEMARKER LIGHT - FRONT - W/REFLEX - AMBER
036196-01-000	EA	BULB-12V - #194 - .27AMP
091983-01-000	EA	GASKET-SIDE MARKER LIGHT
089289-02-000	EA	LIGHT-SIDE MARKER, AMBER - DRIVER OR PASSENGER
089289-02-700	EA	LENS ONLY AMBER - DRIVER OR PASSENGER
036196-01-000	EA	BULB-12V - #194 - .27AMP
089292-01-000	EA	LIGHT-TURN, AMBER
037935-01-000	EA	BULB-LAMP, NUMBER 1157 - 12 V - 2.1 AMP
070907-01-000	EA	HEADLAMP CAPSULE ASM-RECTANGULAR, GM# 5968097
074048-01-000	EA	INSERT-KNURLED, BRASS - #8-32- FOR HEADLIGHT SCREWS
049359-01-000	EA	SPRING-HEADLAMP RETAINER, GM # 496096
073308-01-000	EA	SCREW-ADJUSTING HEADLAMP
091838-01-01A	EA	BEZEL-HEADLAMP, PASSENGER - BLACK
091838-02-01A	EA	BEZEL-HEADLAMP, DRIVER - BLACK
063749-02-000	EA	HOUSING-HEADLAMP, 2 BULB
061250-02-000	EA	LIGHT-CLEARANCE, CAB MARKER - W/RED LENS
061250-02-700	EA	LENS ONLY, RED
036196-01-000	EA	BULB-12V - #194 - .27AMP
081437-01-000	EA	BRACKET-CLEARANCE LIGHT, L SHAPED METAL
077955-01-000	EA	J CLIP-VINYL COATED, 3/8" USED IN WIRING TO CLEARANCE LIGHTS
079378-01-000	EA	TERMINAL-WEDGE BASE, 18 AWG NEEDED TO ATTACH SIDEMARKER AND CLEARANCE LIGHTS
089289-01-000	EA	LIGHT-CLEARANCE, SIDE - W/RED LENS
089289-01-700	EA	LENS-CLEARANCE LIGHT, RED
036196-01-000	EA	BULB-12V - #194 - .27AMP
089291-01-000	EA	LIGHT-TURN, W/RED LENS
037935-01-000	EA	BULB-LAMP, NUMBER 1157 - 12 V - 2.1 AMP
089290-01-000	EA	LIGHT-BACKUP, W/RED & CLEAR LENS
037934-01-000	EA	BULB-12V NC1156 2.10AMP
067789-02-000	EA	SOCKET-LAMP
076795-01-000	EA	LIGHT-LICENSE PLATE, GM# 912368
081250-01-000	EA	LIGHT-FRONT CLEARANCE, AMBER - LENS AND BASE ONLY
		FROM: 00-00-00 THRU: 09-09-90
081437-01-000	EA	BRACKET-CLEARANCE LIGHT, L SHAPED METAL
		FROM: 00-00-00 THRU: 09-09-90
036196-01-000	EA	BULB-12V - #194 - .27AMP
102520-01-000	EA	LIGHT-CLEARANCE, AMBER
		FROM: 09-10-90 THRU: 99-99-99
102541-01-000	EA	GASKET-CLEARANCE LIGHT
		FROM: 09-10-90 THRU: 99-99-99
102582-01-000	EA	BRACKET-LIGHT, CLEARANCE
		FROM: 09-10-90 THRU: 99-99-99
036196-01-000	EA	BULB-12V - #194 - .27AMP
087201-01-000	EA	LIGHT-DUMP VALVE

1991 WINNEBAGO

TABLE OF CONTENTS

INTRODUCTION	A-01 - A-02
ABBREVIATIONS	A-03
ALPHABETICAL INDEX	A-04 - A-05
WCN28RT	A-07 - G-10
WCN32RQ	G-11 - L-20

1991 WCN32RQ INDEX

FLOOR PLAN	G-11 - G-12
ACCESSORIES	G-13 - G-24
BATH	H-01 - H-04
BEDROOM	H-05 - H-09
CHASSIS	H-09 - H-24
C C & PAD	I-01 - I-08
DINETTE	I-09 - I-10
DRIVERS	I-11 - I-14
ELECTRICAL	I-15 - I-22
EXTERIOR BODY	I-23 - J-08
GALLEY	J-09 - J-14
HEATING & A/C	J-15 - J-20
INTERIOR FINISH	J-21 - K-01
LABEL	K-02 - K-10
LP	K-11
LOUNGE	K-12 - K-13
SEALANTS & FASTENERS	K-14 - K-16
WATER & SEWAGE	K-17 - K-21
WINDOW, VENT AND EXTERIOR DOOR	K-22 - L-20

ELECTRICAL GROUP (COMPONENTS)

FORD OPTION L16K - US & CANADIAN

KEY PART NUMBER	U/M	DESCRIPTION
036196-01-000	EA	BULB-12V - #194 - .27AMP
058028-01-000	EA	CONNECTOR-ELECTRICAL PIGTAIL, NYLON - CLEAR
035416-04-000	EA	TERMINAL-RING #10 STUD FIT, INSULATED BARREL #16/14
067789-02-000	EA	SOCKET-LAMP
077955-01-000	EA	J CLIP-VINYL COATED, 3/8"
		USED IN WIRING TO CLEARANCE LIGHTS
035416-04-000	EA	TERMINAL-RING #10 STUD FIT, INSULATED BARREL #16/14
041953-01-000	FT	CONDUIT-CONVOLUTE SLIT .50ID
041953-01-000	FT	CONDUIT-CONVOLUTE SLIT .625"ID
041953-03-000	FT	CONDUIT-CONVOLUTE SLIT, 1" ID (CLOTHES ROD COVER)
041953-06-000	FT	CONDUIT-CONVOLUTE SLIT .375
041953-07-000	FT	CONDUIT-CONVOLUTE SLIT .25"ID
047443-01-000	EA	TERMINAL-.250 RECEPTACLE FIT, INSULATED - 16/14 AWG
097745-02-000	EA	HOUSING-RECEPTACLE, TRAILER - 48" WIRE LENGTH
079090-01-000	EA	CONNECTOR-MOLDED, 12/2 LEAD
079378-01-000	EA	TERMINAL-WEDGE BASE, 18 AWG
		NEEDED TO ATTACH BULB TO SIDEMARKER AND CLEARANCE LIGHTS
088473-08-000	EA	HOUSING-PIN, 4 POSITION
088474-09-000	EA	HOUSING-SOCKET
088475-01-000	EA	PIN-CONNECTOR
088476-01-000	EA	SOCKET-CONNECTOR
097744-02-000	EA	HOUSING-TRAILER PIN, 48"
097746-01-000	EA	HOUSING CAP-TRAILER PIN
007053-01-000	EA	FLASHER-SIGNAL STAT
008169-01-000	EA	SOLENOID-3 POST, BATTERY CHANGE OVER
008211-01-000	EA	BREAKER-CIRCUIT, 12V - 6AMP
008343-02-000	EA	TIE-WIRE, 14"
024459-04-000	EA	GAUGE-VOLTMETER
058028-01-000	EA	CONNECTOR-ELECTRICAL PIGTAIL, NYLON - CLEAR
062901-05-000	EA	FUSE-15 AMPS, AUTOMOTIVE
063749-02-000	EA	HOUSING-HEADLAMP, 2 BULB
063912-02-000	EA	RELAY-CANISTER, SPDT W/RESIST
073328-F2-000	EA	CABLE-8 GA, BLACK
008037-01-000	FT	CABLE-BATTERY, 1AWG - STRANDED - BLACK
008348-01-000	EA	TERMINAL-RING, 3/8" STUD - #2 WIRE
		CONNECTS CABLE TO BATT. DISC. RELAY AND BATTERY
081087-01-000	EA	LIGHT ASM-INDICATOR
086273-01-000	EA	RELAY-BATTERY DISCONNECT
086285-01-000	EA	SPACER-NYLON, .5" OD X .257" ID
086298-01-000	EA	WIRE-BATTERY DISCONNECT, RED
086298-02-000	EA	WIRE-BATTERY DISCONNECT, GREEN
047443-01-000	EA	TERMINAL-.250 RECEPTACLE FIT, INSULATED - 16/14 AWG
088474-06-000	EA	SOCKET-HOUSING, 6 POSITION (2 ROWS OF THREE)
088476-01-000	EA	SOCKET-CONNECTOR
092786-01-000	EA	BUSS BAR-2.1" LONG
092786-02-000	EA	BUSS BAR-3.3" LONG
008331-01-000	EA	TERMINAL-RING, TONGUE - #4 WIRE - 3/8" STUD - COPPER
007940-01-000	EA	RECEPTACLE-SLIDE, 16 TO 12 AWG
047443-02-000	EA	CONDUIT-CONVOLUTE SLIT .625ID
063910-01-000	EA	HOUSING-RELAY
088473-01-000	EA	PIN-HOUSING, 4 ROWS OF 3
088474-08-000	EA	SOCKET-HOUSING, 4 POSITION (SINGLE ROW)
088473-03-000	EA	HOUSING-PIN, 9-POSITION
007940-01-000	EA	RECEPTACLE-SLIDE, 16 TO 12 AWG
008326-01-000	EA	TERMINAL-RING, 16/14 WIRE - 3/8" STUD
093654-01-000	EA	CIRCUIT BREAKER-6 AMP, HOUSE CONTROL PANEL
093654-02-000	EA	CIRCUIT BREAKER-15 AMP
093654-03-000	EA	CIRCUIT BREAKER-20 AMP, HOUSE CONTROL PANEL
093655-01-000	EA	CIRCUIT BREAKER-25 AMP
093655-02-000	EA	CIRCUIT BREAKER-30 AMP, HOUSE CONTROL PANEL
093655-03-000	EA	CIRCUIT BREAKER-40 AMP
097372-04-01A	EA	SWITCH-MOMENTARY-OFF-MOMENTARY
007942-01-000	EA	TAB-WIRE, 18 TO 14 AWG
007949-01-000	EA	TAB-HOUSING, 1 POSITION
035416-04-000	EA	TERMINAL-RING #10 STUD FIT, INSULATED BARREL #16/14
041953-01-000	FT	CONDUIT-CONVOLUTE SLIT, 1/2"ID
041953-01-000	FT	CONDUIT-CONVOLUTE SLIT .625"ID
041953-03-000	FT	CONDUIT-CONVOLUTE SLIT, 1" ID (CLOTHES ROD COVER)

ELECTRICAL GROUP (COMPONENTS)

FORD OPTION L16K - US & CANADIAN CONT

KEY PART NUMBER	U/M	DESCRIPTION
041953-06-000	FT	CONDUIT-CONVOLUTE SLIT .375
041953-07-000	FT	CONDUIT-CONVOLUTE SLIT .25"ID
058781-01-000	EA	DIODE-6.0A/100 VOLT - MOTOROLA, NO MR751
082740-01-000	EA	CONNECTOR-PLASTIC BODY, FOR 2 MALE SPADES
086298-01-000	EA	WIRE-BATTERY DISCONNECT, RED
086298-02-000	EA	WIRE-BATTERY DISCONNECT, GREEN
088473-02-000	EA	HOUSING-PIN, 15 POSITION
088473-09-000	EA	PIN-HOUSING, 3 POSITION (SINGLE ROW)
088473-10-000	EA	PIN-HOUSING, 2 POSITION
088474-01-000	EA	HOUSING-SOCKET
088474-02-000	EA	HOUSING-SOCKET, 15 POSITION (3 ROWS OF 5)
088474-03-000	EA	HOUSING-SOCKET, 9-POSITION
088474-06-000	EA	SOCKET-HOUSING, 6 POSITION (2 ROWS OF THREE)
088474-08-000	EA	SOCKET-HOUSING, 4 POSITION (SINGLE ROW)
088476-01-000	EA	SOCKET-CONNECTOR
097611-01-000	EA	CIRCUIT BREAKER-6AMP, ATC - BLACK
		FROM: 00-00-00 THRU: 05-21-90
097611-01-000	EA	CIRCUIT BREAKER-6AMP, ATC - BLACK
		FROM: 05-22-90 THRU: 99-99-99
088476-02-000	EA	SOCKET-CONNECTOR 12-10 GA
008326-01-000	EA	TERMINAL-RING, 16/14 WIRE - 3/8" STUD
000D39-04-008	EA	NUT-HEX, SER FLG LK 1/4 - 20 ZN
000D39-08-008	EA	NUT-HEX, SER FLG LK 1/2-13 ZN
041953-09-000	FT	CONDUIT-CONVOLUTE SLIT .50"ID
062901-05-000	EA	FUSE-15 AMPS, AUTOMOTIVE
063610-01-000	EA	CLAMP-WIRE, DUAL - UNEQUAL 5/8" AND 1 1/4" DIAMETERS
088779-03-000	EA	CIRCUIT BREAKER-25 AMP
090604-04-000	EA	TRAY-BATTERY

INVERTOR OPTION L40F

KEY PART NUMBER	U/M	DESCRIPTION
099048-01-000	EA	INVERTER-100 WATT
088475-01-000	EA	PIN-CONNECTOR
088176-01-000	EA	SOCKET-CONNECTOR

FOG LAMPS OPTION L57M

KEY PART NUMBER	U/M	DESCRIPTION
000G39-03-12B	EA	SCREW-SF/DR, 8-18 X 3/4 PPH ZN
077031-02-000	EA	FILM-AMBER, 1" X 1.75"
063747-02-000	EA	LAMP-FOG, CLEAR LENS - PER-LUX
088474-01-700	EA	COVER-FOG LIGHT
092879-01-000	EA	WIRE ASM-FOGLAMP
093162-01-000	EA	BRACKET-LAMP, FOG
093258-01-000	EA	WIRE-INSTRUMENT PANEL, HORN-FOG LAMP
097372-01-01A	EA	SWITCH-ON/OFF, SPST

SPOTLIGHT OPTION L63E

KEY PART NUMBER	U/M	DESCRIPTION
051057-02-000	EA	SEARCHLIGHT-POWER DRIVEN
051057-03-000	EA	SWITCH-SEARCHLIGHT
077368-03-000	EA	PANEL-INSTRUMENT PANEL COVER, LOWER DRIVER - BLACK

1991 WINNEBAGO TABLE OF CONTENTS

INTRODUCTION	A-01 - A-02
ABBREVIATIONS	A-03
ALPHABETICAL INDEX	A-04 - A-06
WCN28RT	A-07 - G-10
WCN32RQ	G-11 - L-20

1991 IWCN32RQ INDEX

FLOOR PLAN	G-11 - G-12
ACCESSORIES	G-13 - G-24
BATH	H-01 - H-04
BEDROOM	H-05 - H-08
CHASSIS	H-09 - H-24
C C & PAD	I-01 - I-08
DINETTE	I-09 - I-10
DRIVERS	I-11 - I-14
ELECTRICAL	I-15 - I-22
EXTERIOR BODY	I-23 - J-08
GALLEY	J-09 - J-14
HEATING & A/C	J-15 - J-20
INTERIOR FINISH	J-21 - K-01
LABEL	K-02 - K-10
LP	K-11
LOUNGE	K-12 - K-13
SEALANTS & FASTENERS	K-14 - K-16
WATER & SEWAGE	K-17 - K-21
WINDOW, VENT AND EXTERIOR DOOR	K-22 - L-20

ELECTRICAL GROUP (COMPONENTS)

SWITCH, PLATES & RECEPTACLES

KEY PART NUMBER	U/M	DESCRIPTION
098351-02-01A	EA	PLATE-SWITCH, 2 GANG - POLISHED BRASS
079364-01-000	EA	SWITCH-ON/OFF ROCKER, BROWN
079364-03-000	EA	SWITCH-ON/OFF ROCKER, BLACK
084076-01-000	EA	RECEPTACLE-GFI, 15A - 125V - IVORY
		FROM: 00-00-00 THRU: 06-13-90
084076-02-000	EA	RECEPTACLE-GFI, 15A - 125V - BROWN
		FROM: 06-14-90 THRU: 99-99-99
084077-01-000	EA	PLATE-COVER, RECEPTACLE - GFI - IVORY
		FROM: 00-00-00 THRU: 06-13-90
084077-02-000	EA	PLATE-COVER, RECEPTACLE - GFI - BROWN
		FROM: 06-14-90 THRU: 99-99-99
102568-01-B10	EA	SPACER-RECEPTACLE, BETWEEN SIDE WALL & PLATE - WOOD
		NOT USED PRIOR TO 03-02-90
		FROM: 08-02-90 THRU: 99-99-99
058708-02-000	EA	RECEPTACLE-DOUBLE ELECTRIC, IVORY
098351-03-01A	EA	PLATE-SWITCH, 3 GANG - POLISHED BRASS
058707-01-000	EA	RECEPTACLE-ELECTRIC, SINGLE - BROWN
058708-02-000	EA	RECEPTACLE-DOUBLE ELECTRIC, IVORY
098351-01-01A	EA	PLATE-SWITCH, 1 GANG - POLISHED BRASS
094086-01-01A	EA	SWITCH PLATE-SINGLE GANG - BLACK
095188-01-01A	EA	SPACER-SWITCH, DARK BROWN
075736-03-000	EA	COVER-EXTERIOR RECEPTACLE, BEIGE

STANDARD COMPONENTS

KEY PART NUMBER	U/M	DESCRIPTION
098527-01-000	EA	DOOR-CIRCUIT BREAKERS
098196-01-000	EA	LATCH-1/4 TURN, T-BAR
093674-01-000	EA	PLATE-CIRCUIT BREAKER, HOUSE
092547-01-000	EA	LABEL-CIRCUIT BREAKER
057762-01-000	EA	CONVERTER-40 AMP, W/CHARGER - TRIAD TU-740-2
007942-01-000	EA	TAB-WIRE, 18 TO 14 AWG
007949-01-000	EA	TAB-HOUSING, 1 POSITION
041953-09-000	FT	CONDUIT-CONVOLUTED, SLIT .50" ID
007940-01-000	EA	RECEPTACLE-SLIDE, 16 TO 12 AWG
008326-01-000	EA	TERMINAL-RING, 16/14 WIRE - 3/8" STUD
088474-09-000	EA	HOUSING-SOCKET
088476-01-000	EA	SOCKET-CONNECTOR
008037-02-000	FT	CABLE-BATTERY, 1AWG - STRANDED - RED
008343-02-000	EA	TIE-WIRE, 14"
008348-01-000	EA	TERMINAL-RING, 3/8" STUD - #2 WIRE
083010-01-000	EA	CLAMP-WIRE, DUAL - UNEQUAL 5/8" AND 1 1/4" DIAMETERS
007940-01-000	EA	RECEPTACLE-SLIDE, 16 TO 12 AWG
007942-01-000	EA	TAB-WIRE, 18 TO 14 AWG
008001-01-000	FT	WIRE-10AWG, STRAND - WHITE
047443-01-000	EA	TERMINAL-.250 RECEPTACLE, FIT, INSULATED - 16/14 AWG
088473-05-000	EA	PIN-HOUSING, 6 POSITION (SINGLE ROW)
088473-06-000	EA	PIN-HOUSING, 6 POSITION (TWO ROWS OF THREE)
088473-08-000	EA	PIN-HOUSING, 4 POSITION
088473-09-000	EA	PIN-HOUSING, 3 POSITION (SINGLE ROW)
088474-02-000	EA	SOCKET-HOUSING, 15 POSITION (3 ROWS OF 5)
088474-06-000	EA	SOCKET-HOUSING, 6 POSITION (2 ROWS OF THREE)
088474-08-000	EA	SOCKET-HOUSING, 4 POSITION (SINGLE ROW)
088476-01-000	EA	SOCKET-CONNECTOR
092549-01-000	EA	PLATE-FUSE BOX
007093-01-000	EA	FLASHER-SIGNAL STAT
008189-01-000	EA	SOLENOID-3 POST, BATTERY CHANGE OVER
008211-01-000	EA	BREAKER-CIRCUIT, 12V - 6AMP
008343-01-000	EA	TIE-WIRE, 6"
008343-02-000	EA	TIE-WIRE, 14"
024459-04-000	EA	GAUGE-VOLTMETER
035416-04-000	EA	TERMINAL-RING #10 STUD FIT, INSULATED BARREL #16/14
062901-02-000	EA	FUSE-5 AMP, AUTOMOTIVE
062901-05-000	EA	FUSE-15 AMPS, AUTOMOTIVE
063912-02-000	EA	RELAY-CANISTER, SPDT W/RESIST
073328-F2-000	EA	CABLE-8 GA, BLACK
008037-01-000	FT	CABLE-BATTERY, 1AWG - STRANDED - BLACK
008348-01-000	EA	TERMINAL-RING, 3/8" STUD - #2 WIRE

ELECTRICAL GROUP (COMPONENTS)

STANDARD COMPONENTS CONT

KEY PART NUMBER	U/M	DESCRIPTION
082742-01-000	EA	CONNECTOR BODY-3 CNCT FEMALE
085318-01-000	EA	SCREW-8-088X1/2, CRIMPTITE HD
086273-01-000	EA	RELAY-BATTERY DISCONNECT
086273-01-700	EA	TERMINAL WIRE ASM
086298-01-000	EA	WIRE-BATTERY DISCONNECT, RED
086298-02-000	EA	WIRE-BATTERY DISCONNECT, GREEN
008326-01-000	EA	TERMINAL-RING, 16/14 WIRE - 3/8" STUD
092786-01-000	EA	BUSS BAR-2.1" LONG
092786-02-000	EA	BUSS BAR-3.3" LONG
008331-01-000	EA	TERMINAL-RING, TONGUE - #4 WIRE - 3/8" STUD - COPPER
063910-01-000	EA	HOUSING-RELAY
088473-01-000	EA	PIN-HOUSING, 4 ROWS OF 3
088474-08-000	EA	SOCKET-HOUSING, 4 POSITION (SINGLE ROW)
088476-01-000	EA	SOCKET-CONNECTOR
101571-01-000	EA	HOUSING-2 POSITION, MALE
088473-03-000	EA	PIN-HOUSING, 9-POSITION
007942-01-000	EA	TAB-WIRE, 18 TO 14 AWG
007949-01-000	EA	TAB-HOUSING, 1 POSITION
088473-02-000	EA	PIN-HOUSING, 15 POSITION
088476-01-000	EA	SOCKET-CONNECTOR
007940-01-000	EA	RECEPTACLE-SLIDE, 16 TO 12 AWG
008326-01-000	EA	TERMINAL-RING, 16/14 WIRE - 3/8" STUD
093654-01-000	EA	CIRCUIT BREAKER-6 AMP, HOUSE CONTROL PANEL
093654-02-000	EA	CIRCUIT BREAKER-15 AMP
093654-03-000	EA	CIRCUIT BREAKER-20 AMP, HOUSE CONTROL PANEL
093655-01-000	EA	CIRCUIT BREAKER-25 AMP
093655-02-000	EA	CIRCUIT BREAKER-30 AMP, HOUSE CONTROL PANEL
093655-03-000	EA	CIRCUIT BREAKER-40 AMP
007940-01-000	EA	RECEPTACLE-SLIDE, 16 TO 12 AWG
007942-01-000	EA	TAB-WIRE, 18 TO 14 AWG
007949-01-000	EA	TAB-HOUSING, 1 POSITION
035416-04-000	EA	TERMINAL-RING #10 STUD FIT, INSULATED BARREL #16/14
041953-01-000	FT	CONDUIT-CONVOLUTED SLIT, 1/2" ID
041953-03-000	FT	CONDUIT-CONVOLUTED SLIT, 1" ID (CLOTHES ROD COVER)
041953-07-000	FT	CONDUIT-CONVOLUTED, SLIT, .25" ID
058781-01-000	EA	DIODE-6.0A/100 VOLT - MOTOROLA, NO MR751
062036-02-000	EA	TERMINAL-PACK-CON, 16/14 AWG
062037-01-000	EA	HOUSING-AUTO FUSE, NATURAL
062037-02-000	EA	HOUSING-AUTO FUSE, GREEN
062037-03-000	EA	HOUSING-AUTO FUSE, BLACK
062037-04-000	EA	HOUSING-AUTO FUSE, BLUE
062037-05-000	EA	HOUSING-AUTO FUSE, GRAY
062037-06-000	EA	HOUSING-AUTO FUSE, BROWN
082740-01-000	EA	CONNECTOR-PLASTIC BODY, FOR 2 MALE SPADES
086298-01-000	EA	WIRE-BATTERY DISCONNECT, RED
086298-02-000	EA	WIRE-BATTERY DISCONNECT, GREEN
088473-02-000	EA	HOUSING-PIN, 15 POSITION
088473-10-000	EA	PIN-HOUSING, 2 POSITION
088474-03-000	EA	HOUSING-SOCKET, 9-POSITION
088476-01-000	EA	SOCKET-CONNECTOR
088476-02-000	EA	SOCKET-CONNECTOR 12-10 GA
097611-01-000	EA	CIRCUIT BREAKER-6AMP, ATC - BLACK
000026-04-108	EA	BOLT-HEX, SER FLG - 1/4-20 X 5/8 ZINC
000039-05-008	EA	NUT-HEX, SER FLG LK - 5/16 - 18 ZN
008343-02-000	EA	TIE-WIRE, 14"
041953-07-000	FT	CONDUIT-CONVOLUTED, SLIT, .25" ID
058028-01-000	EA	CONNECTOR-ELECTRICAL PIGTAIL, NYLON - CLEAR
008348-01-000	EA	TERMINAL-RING, 3/8" STUD - #2 WIRE
086233-01-000	EA	STUD-ISOLATED, 3/8" X 7/8" LONG
000039-04-008	EA	NUT-HEX, SER FLG LK 1/4 - 20 ZN
000039-05-008	EA	NUT-HEX, SER FLG LK - 5/16 - 18 ZN
008343-01-000	EA	TIE-WIRE, 6"
035416-04-000	EA	TERMINAL-RING #10 STUD FIT, INSULATED BARREL #16/14
008054-02-000	EA	CORD-POWER, 10-3 - 30AMP - 33'
008026-01-000	FT	WIRE-12/2, ROMEX - W/GROUND
008289-01-000	EA	BOX-ELECTRIC, STEEL - 1/2" AND 3/4" KNOCKOUTS - 4" X 4"
008311-01-000	EA	CONNECTOR-WIRE NUT, INSULATED - RED
008314-01-000	EA	CONNECTOR-WIRE NUT, INSULATED - GRAY

1991 WINNEBAGO

TABLE OF CONTENTS

INTRODUCTION	A-01 - A-02
ABBREVIATIONS	A-03
ALPHABETICAL INDEX	A-04 - A-06
WCN28RT	A-07 - G-10
WCN32RQ	G-11 - L-20

1991 WCN32RQ INDEX

FLOOR PLAN	G-11 - G-12
ACCESSORIES	G-13 - G-24
BATH	H-01 - H-04
BEDROOM	H-05 - H-08
CHASSIS	H-09 - H-24
C C & PAD	I-01 - I-08
DINETTE	I-09 - I-10
DRIVERS	I-11 - I-14
ELECTRICAL	I-15 - I-22
EXTERIOR BODY	I-23 - J-08
GALLEY	J-09 - J-14
HEATING & A/C	J-15 - J-20
INTERIOR FINISH	J-21 - K-01
LABEL	K-02 - K-10
LP	K-11
LOUNGE	K-12 - K-13
SEALANTS & FASTENERS	K-14 - K-16
WATER & SEWAGE	K-17 - K-21
WINDOW, VENT AND EXTERIOR DOOR	K-22 - L-20

ELECTRICAL GROUP (COMPONENTS)

STANDARD COMPONENTS CONT

KEY PART NUMBER	U/I	DESCRIPTION
008328-01-000	EA	TERMINAL-RING, 12/10 WIRE - #10 STUD FIT
008331-01-000	EA	TERMINAL-RING, TONGUE - #4 WIRE - 3/8" STUD - COPPER
008355-01-000	EA	CONNECTOR-CABLE CLAMPING, 3/4"
008356-01-000	EA	CONNECTOR-PLASTIC, 3/8" AVG
074890-01-000	EA	BOX-EXTENSION, STEEL - OPEN SIDES - 4" X 4" X 1 1/2"
074897-01-000	EA	COVER-ELECTRIC BOX, 1 LARGE & 2 SMALL HOLES - 4" X 4"
008294-01-000	EA	COVER-ELECTRICAL BOX, STEEL/BLANK - 4" X 4" - GRAY
083209-02-000	EA	CIRCUIT BREAKER-15/15AMP, 120V
083209-03-000	EA	CIRCUIT BREAKER-15/20AMP, 120V - BW - 0-15/20
083209-05-000	EA	CIRCUIT BREAKER-20A, 120V - BW J-20
083209-06-000	EA	CIRCUIT BREAKER-30/15 AMP, 120V - BW D-3/15
091213-01-000	EA	BOX-CIRCUIT BREAKER- W/KNOCKOUTS - 5.3" X 11.8" X 2.5"
035416-04-000	EA	TERMINAL-RING #10 STUD FIT, INSULATED BARREL #16/14
041953-01-000	FT	CONDUIT-CONVOLUTE SLIT, 1/2" ID
088474-06-000	EA	SOCKET-HOUSING, 6 POSITION (2 ROWS OF THREE)
035416-04-000	EA	TERMINAL-RING #10 STUD FIT, INSULATED BARREL #16/14
088474-07-000	EA	HOUSING-SOCKET
088475-01-000	EA	PIN-CONNECTOR
088475-02-000	EA	PIN-CONNECTOR
008294-01-000	EA	COVER-ELECTRICAL BOX, STEEL/BLANK - 4" X 4" - GRAY
008311-01-000	EA	CONNECTOR-WIRE NUT, INSULATED - RED
008001-01-000	FT	WIRE-10AWG, STRAND - WHITE
080015-02-000	EA	RECEPTACLE-FLAG, .185 - 16/14 GA - AMP 3
041953-11-000	FT	CONDUIT-CONVOLUTE, SLIT- 1.06" ID
088474-01-000	EA	HOUSING-SOCKET
077955-01-000	EA	J CLIP-VINYL COATED, 3/8"
079378-01-000	EA	TERMINAL-WEDGE BASE, 18 AWG
067789-02-000	EA	SOCKET-LAMP
058028-01-000	EA	CONNECTOR-ELECTRICAL PIGTAIL, NYLON - CLEAR
035416-04-000	EA	TERMINAL-RING #10 STUD FIT, INSULATED BARREL #16/14
067789-02-000	EA	SOCKET-LAMP
077955-01-000	EA	J CLIP-VINYL COATED, 3/8"
035416-04-000	EA	TERMINAL-RING #10 STUD FIT, INSULATED BARREL #16/14
064398-01-000	EA	HOUSING-TRAILER, RECEPTACLE
079090-01-000	EA	CONNECTOR-MOLDED, 12/2 LEAD
079378-01-000	EA	TERMINAL-WEDGE BASE, 18 AWG
097744-02-000	EA	HOUSING-TRAILER PIN, 48"
097746-01-000	EA	HOUSING CAP-TRAILER PIN
008026-01-000	FT	WIRE-12/2, ROMEX - W/GROUND
041953-05-000	FT	CONDUIT-CONVOLUTE SOLID, .62" ID
047443-01-000	EA	TERMINAL-.250 RECEPT. FIT, INSULATED - 16/14 AWG
088473-02-000	EA	HOUSING-PIN, 9-POSITION
088474-03-000	EA	HOUSING-SOCKET, 9-POSITION
082740-01-000	EA	CONNECTOR-PLASTIC BODY, FOR 2 MALE SPADES
041953-05-000	FT	CONDUIT-CONVOLUTE SOLID, .62" ID
074017-02-000	EA	HOUSING-5 POSITION, RIGHT ANGLED
041953-05-000	FT	CONDUIT-CONVOLUTE SOLID, .62" ID
088474-08-000	EA	SOCKET-HOUSING, 4 POSITION (SINGLE ROW)
036196-01-000	EA	BULB-12V - #194 - .27AMP
077955-01-000	EA	J CLIP-VINYL COATED, 3/8"
067789-02-000	EA	SOCKET-LAMP
079090-01-000	EA	CONNECTOR-MOLDED, 12/2 LEAD
041953-03-000	FT	CONDUIT-CONVOLUTE SLIT, 1" ID (CLOTHES ROD COVER)
000D39-04-000	EA	NUT-HEX, SER FLG LK 1/4 - 20 ZN
077000-01-000	EA	SOCKET ASM-W/8" PIGTAIL LEADS
080734-02-000	EA	CLIP-WIRE, NYLON
093144-01-000	EA	CONDUIT-WIRE, GM# 15592046
055278-01-001	FT	TUBING-STEEL, .75" X 1.5" X 288"
000G11-08-088	EA	SCREW, 8-18 X 1/2 PPH ZN
008288-01-000	EA	BOX-PLASTIC ELECTRIC, 3" X 3 1/2"
008288-02-000	EA	BOX-ELECTRIC, PLASTIC - 3.94" X 3.13" X 1.81"
008314-01-000	EA	CONNECTOR-WIRE NUT, INSULATED - GRAY
008328-01-000	EA	TERMINAL-RING, 12/10 WIRE - #10 STUD FIT
058028-01-000	EA	CONNECTOR-ELECTRICAL PIGTAIL, NYLON - CLEAR
058049-01-000	EA	BOX-ELECTRIC SWITCH, 2" X 3" X 2.25"
008343-01-000	EA	TIE-WIRE, 6"
058028-01-000	EA	CONNECTOR-ELECTRICAL PIGTAIL, NYLON - CLEAR
090971-01-000	EA	SPLICE-CABLE, 110V

ELECTRICAL GROUP (COMPONENTS)

STANDARD COMPONENTS CONT

KEY PART NUMBER	U/M	DESCRIPTION
090971-02-000	EA	SPLICE-CALBE, 110V - TAP
092547-01-000	EA	LABEL-CIRCUIT BREAKER
036196-01-000	EA	BULB-12V - #194 - .27AMP
031965-01-000	EA	TAB-HOUSING, 2 POSITION
031968-01-000	EA	PLUG-CONTACT, BRASS
077000-01-000	EA	SOCKET ASM-W/8" PIGTAIL LEADS
077920-02-000	EA	WIRE ASM-BEVERAGE TRAY
077000-01-000	EA	SOCKET ASM-W/8" PIGTAIL LEADS
063739-01-700	EA	BATTERY-12V, DRY - 24TM-WNT-DRY
077479-01-000	EA	BOOT-BATTERY TERM, DBL CABLE
077479-02-000	EA	BOOT-BATTERY TERMINAL, SINGLE CABLE
077510-01-000	EA	LABEL-GENERATOR PREP

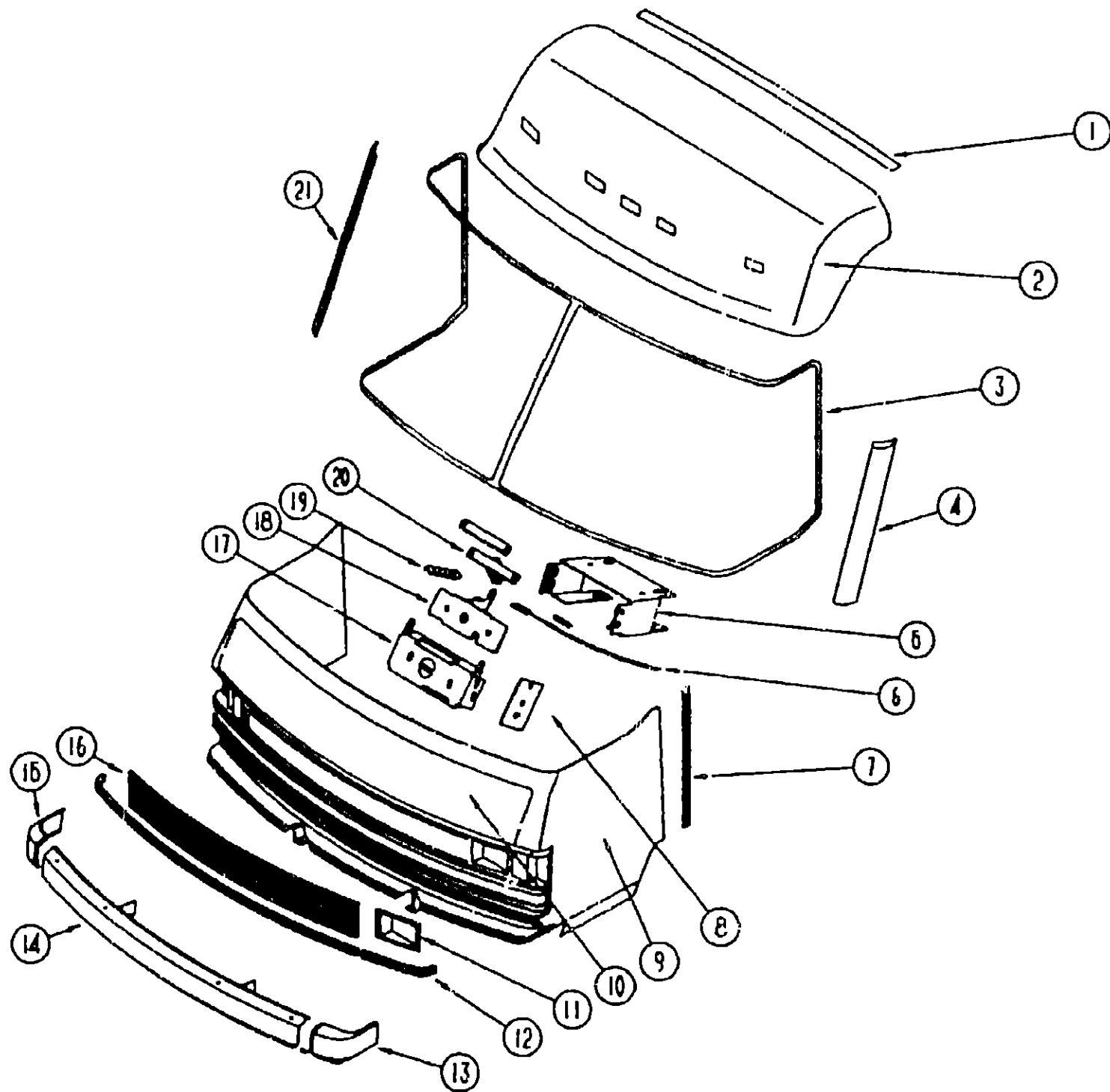
1991 WINNEBAGO TABLE OF CONTENTS

INTRODUCTION	A-01 - A-02
ABBREVIATIONS	A-03
ALPHABETICAL INDEX	A-04 - A-06
WCN28RT	A-07 - G-10
WCN32RQ	G-11 - L-20

1991 WCN32RQ INDEX

FLOOR PLAN	G-11 - G-12
ACCESSORIES	G-13 - G-24
BATH	H-01 - H-04
BEDROOM	H-05 - H-08
CHASSIS	H-09 - H-24
C C & PAD	I-01 - I-08
DINETTE	I-09 - I-10
DRIVERS	I-11 - I-14
ELECTRICAL	I-15 - I-22
EXTERIOR BODY	I-23 - J-08
GALLEY	J-09 - J-14
HEATING & A/C	J-15 - J-20
INTERIOR FLOOR	J-21 - K-01
LABEL	K-02 - K-10
LP	K-11
LOUNGE	K-12 - K-13
SEALANTS & FASTENERS	K-14 - K-16
WATER & SEWAGE	K-17 - K-21
WINDOW, VENT AND EXTERIOR DOOR	K-22 - L-20

EXTERIOR BODY GROUP



KEY PART NUMBER	U/M	DESCRIPTION
1	EA	083805-14-000 TRIM-ROOF TO FRONT CAP
2	EA	M02959-07-AB6 CAP-ROOF, FRONT - W/LIGHTS - BEIGE
3	EA	091986-01-000 MOLDING-REVEAL, WINDSHIELD - SURROUNDS BOTH WINDSHIELDS
4	EA	091901-02-000 TRIM-A-PILLAR, DR - BETWEEN WINDSHIELD & VENT GLASS - BLK
5	EA	073342-01-000 BRACKET ASM-STRIKER,HOOD (MOUNTS TO CROSSMEMBER)
6	EA	C52693-01-000 CROSSMEMBER-CENTER, U-CHANNEL STEEL - 2" X 48"
6	EA	077064 01 000 CABLE ASM-HOOD RELEASE
6	EA	102087 01 000 CABLE ASM-HOOD RELEASE
	EA	010497-08-000 CLAMP-CLOSED, .125"
7	EA	096204-01-001A TRIM-SEAM, FRONT END TO SIDEWALLS
8	EA	077407 01 000 BRACKET-HOOD RELEASE CABLE
8	EA	102515 01 000 BRACKET-HOOD RELEASE CABLE
9	EA	M01115-20-Y10 FRONT END-FIBERGLASS, BEIGE - W/O HOOD OR HINGES
10	EA	M92677-01-Y10 PANEL-HOOD, W/BRACKETS ONLY - BEIGE
	EA	058833-01-000 BRACKET-PROP ROD
	EA	062628-01-000 CLIP-PROP ROD
	EA	094060 01 000 ROD ASM-PROP,HOOD
	EA	068927-01-000 GROMMET RUBBER - PROP ROD
	EA	076716-02-000 BRACKET ASM- LATCH - INCLUDED WITH HOOD
	EA	093851-01-Y12 HINGE-HOOD, PASSENGER
	EA	093851-02-Y12 HINGE-HOOD, DRIVER
	EA	077252-01-000 PIN-HINGE
	EA	058786-01-000 BOLT-HOOD ADJUSTING
	EA	R77007-51-429 BRACKET-HOOD RELEASE
	EA	076772-01-000 CLIP-SPEED, TUBE TYPE
	EA	077049-01-000 NUT-ACORN, 10-32 ALUMINUM
	EA	093295-02-000 BRACKET-LATCH, HOOD
	EA	077048-01-000 SHAFT-ADAPTOR, WINDSHIELD PANTOGRAPH ARM
	EA	086235-02-000 BEARING-SNAPIN, 3/16" ID X 3/16"
	EA	095094-01-000 NUT-ACORN, 1/4 - 20 ALUMINUM
11	EA	091838-02-01A BEZEL-HEADLAMP, DRIVER - BLACK
	EA	091838-01-01A BEZEL-HEADLAMP, PASSENGER - BLACK
12	FT	092414-01-000 TRIM-CHROME, 1.2" WIDE
13	EA	091840-02-01A CAP-BUMPER END, FRONT DRIVER - PLASTIC - BEIGE
14	EA	091994-01-02A BUMPER-FRONT, BEIGE
	EA	091994-01-01A BUMPER-FRONT, UNFINISHED
	EA	005200-01-000 BOLT-BUMPER,ROUND HEAD-SQUARE NECK- W/SST CAP 7/16-14 X 1 1/4
	EA	077852-01-000 BRACKET-BUMPER, FRONT - 2 PER COACH - BENT 2" X 8"
	EA	093514-01-000 SUPPORT-BUMPER, FRONT - L ANGLE - 4" X 7"
	EA	081107-01-000 BRACKET-BUMPER PIN, ANGLE 2.6" X 7.8" - METAL - BLACK
15	EA	091840-01-01A CAP-BUMPER END, FRONT PASSENGER - PLASTIC - BEIGE
16	EA	092901-01-Y10 GRILLE-10 BAR, BRIGHT FINISHED
17	EA	073336-02-000 BRACKET-MOUNTING, LATCH
18	EA	R77007-51-429 LATCH ASM.-HOOD RELEASE
19	EA	R77006-38-499 SPRING-CABLE,HOOD LATCH
20	EA	R77007-01-950 STRIKER-LATCH, HOOD
	EA	073610-01-000 SPRING-STRIKER, LATCH - HOOD
21	EA	091901-01-000 TRIM-A-PILLAR, PASS - BETWEEN WINDSHIELD & VENT GLASS - BL
	EA	093284 01 000 BRACE-LATCH,HOOD
	EA	093895 01 000 TRAY ASM-BATTERY
	EA	102817 01 000 BRACKET-PARK BRAKE VALVE

EXTERIOR BODY GROUP (CONTINUED)
FRONT END COMPONENTS & BUMPER

U/M	DESCRIPTION
EA	FROM 00-00-00 THRU 90-07-09
EA	FROM: 07-09-90 THRU: 99-99-99
EA	FROM: 07-09-90 THRU: 99-99-99
EA	FROM 000000 THRU 900812
EA	FROM 900813 THRU 999999
EA	FROM 910452 THRU 999999

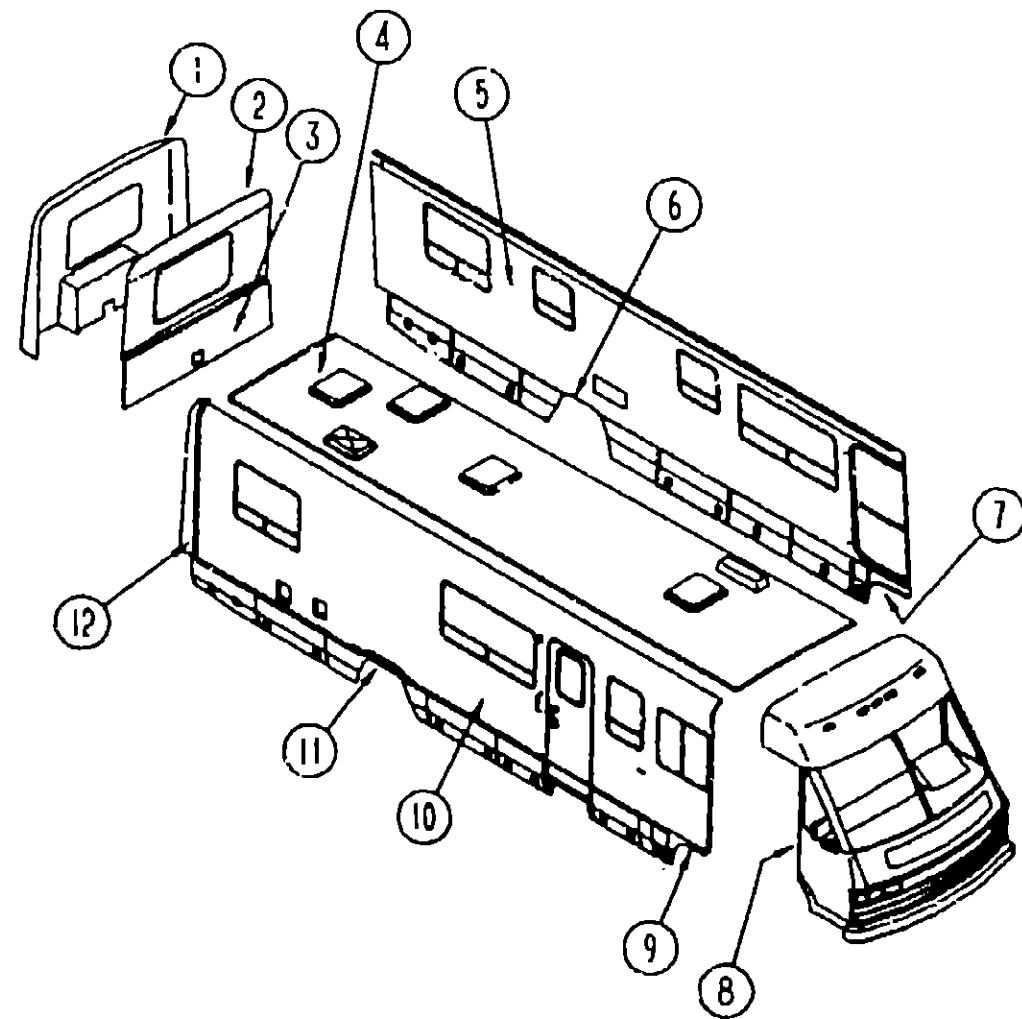
1991 WINNEBAGO
TABLE OF CONTENTS

INTRODUCTION	A-01 - A-02
ABBREVIATIONS	A-03
ALPHABETICAL INDEX	A-04 - A-06
WCN28RT	A-07 - G-10
WCN32RQ	G-11 - L-20

1991 WCN32RQ INDEX

FLOOR PLAN	G-11 - G-12
ACCESSORIES	G-13 - G-24
BATH	H-01 - H-04
BEDROOM	H-05 - H-08
CHASSIS	H-09 - H-24
C.C & PAD	I-01 - I-08
DINETTE	I-09 - I-10
DRIVERS	I-11 - I-14
ELECTRICAL	I-15 - I-22
EXTERIOR BODY	I-23 - J-08
GALLEY	J-09 - J-14
HEATING & A/C	J-15 - J-20
INTERIOR FINISH	J-21 - K-01
LABEL	K-02 - K-10
LP	K-11
LOUNGE	K-12 - K-13
SEALANTS & FASTENERS	K-14 - K-16
WATER & SEWAGE	K-17 - K-21
WINDOW, VENT AND EXTERIOR DOOR	K-22 - L-20

EXTERIOR BODY GROUP (CONTINUED)



EXTERIOR BODY GROUP (CONTINUED)

EXTERIOR BODY PANELS AND TRIM

KEY PART NUMBER	U/M	DESCRIPTION
1	EA	M05005-01-B07 CAP-REAR, FIBERGLASS - W/LIGHTS & 2 DOORS
2	EA	M05007 02 B07 BACKWALL ASM-UPPER ON BD
2	EA	092732-01-B07 BACKWALL-UPPER, W/O WINDOWS OR CUTOUTS (SPECIAL ORDER ITEM)
3	EA	M05008 02 B07 BACKWALL ASM-LOWER ON BD
4	EA	P00284-01-B07 ROOF-W/O VENTS OR CUTOUTS - (SPECIAL ORDER ITEM)
5	EA	U83805-14-000 TRIM-ROOF, FRONT & REAR CAP TO ROOF - 6.4' MILL FINISHED
5	EA	P00815-01-B07 SIDEWALL-DRIVERS, W/O WINDOWS, LIGHTS OR DOORS (SPECIAL ORDER ITEM)
6	EA	094345-02-01A TRIM-WHEELWELL, MILL FINISH - 21.3" LONG
6	EA	M04019-01-000 BRIDGE-WHEELWELL, E-COATED
6	EA	093244-15-B07 PANEL-WHEEL LIP, REAR - DRIVER SIDE - BEIGE
7	EA	M04129-02-B07 PANEL-WHEEL LIP, DRIVER SIDE - FRONT - PLASTIC - BEIGE
8	EA	096204-01-01A TRIM-J, 5" WIDTH EXPOSED - 1" X 29" LONG - ALUMINUM - BEIGE
9	EA	M04129-01-B07 PANEL-WHEEL LIP, PASSENGER SIDE - FRONT - PLASTIC - BEIGE
10	EA	P00816-01-B07 SIDEWALL-PASSENGER, W/O WINDOW, LIGHT, OR DOOR (SPECIAL ORDER ITEM)
	EA	095023-01-000 SUPPORT-VALANCE, 10.6" X 10.6"
11	EA	094345-02-01A TRIM-WHEELWELL, MILL FINISH - 21.3" LONG
	EA	M04019-01-000 BRIDGE-WHEELWELL, E-COATED
11	EA	093244-11-B07 PANEL-WHEEL LIP, REAR - PASSENGER SIDE - BEIGE
12	FT	091985-01-02A INSERT-TRIM, .65" WIDE - VINYL - BEIGE
12	EA	092041-01-01A TRIM-REAR CAP TO SIDEWALL, 1.8" X 83" - ALUMINUM - BEIGE
	EA	001018-01-024 SKIN-ALUMINUM, 4' X 8' - FLAT - BEIGE
	FT	100128-01-000 SEAL-PILE, ADHESIVE BACK - GRAY
	FT	090340-01-000 SEAL-FOAM, CLOSED CELL - 1/4" X 1/2" X 50'
	EA	009066-01-000 HINGE-ALUMINUM, NO HOLES - 1 1/16" X 6" - UNPAINTED
	EA	076767-02-000 CABLE-1/16" X 16.5" - STAINLESS STEEL
	EA	092250-01-01A CAP-BUMPER END, REAR PASSENGER - PLASTIC - BEIGE
	EA	092250-02-01A CAP-BUMPER END, REAR DRIVER - PLASTIC - BEIGE
	EA	092689-01-01A END CAP-VALANCE, REAR SIDE - BEIGE
	EA	092689-02-01A END CAP-VALANCE, FRONT SIDE - BEIGE
	EA	093021-11-B07 PANEL-VALANCE, 19.4" X 7.6" - BEIGE
	EA	094362-02-000 CLIP-CHRISTMAS TREE, FLAT HEAD - 354-220000-00-0078
	EA	093021-03-B07 PANEL-VALANCE, 19.4" X 8" - BEIGE
	FT	076322-03-000 TAPE-FOAM, DOUBLE COATED ADHESIVE BACKED - .5" X 108'
	EA	092765-01-Y12 PANEL-FILLER, BACKWALL - LEFT - RADIUS CORNER - 11.5" X 28
	SF	082701-01-000 PANEL-SHEATHING, WAFERBOARD - 4' X 8' - INCREMENTS OF 32 S
	EA	092252-01-000 COMPARTMENT-SPARE TIRE
	EA	077385-01-000 PIN-PIVOT - FOR 077384-01-000
	EA	077399-01-000 RETAINER-SPARE TIRE, 2" X 7.9" - HOLE IN MIDDLE
	EA	077941-01-000 SEAL-RUBBER, FLAT - W/SPLIT

1991 WINNEBAGO
TABLE OF CONTENTS

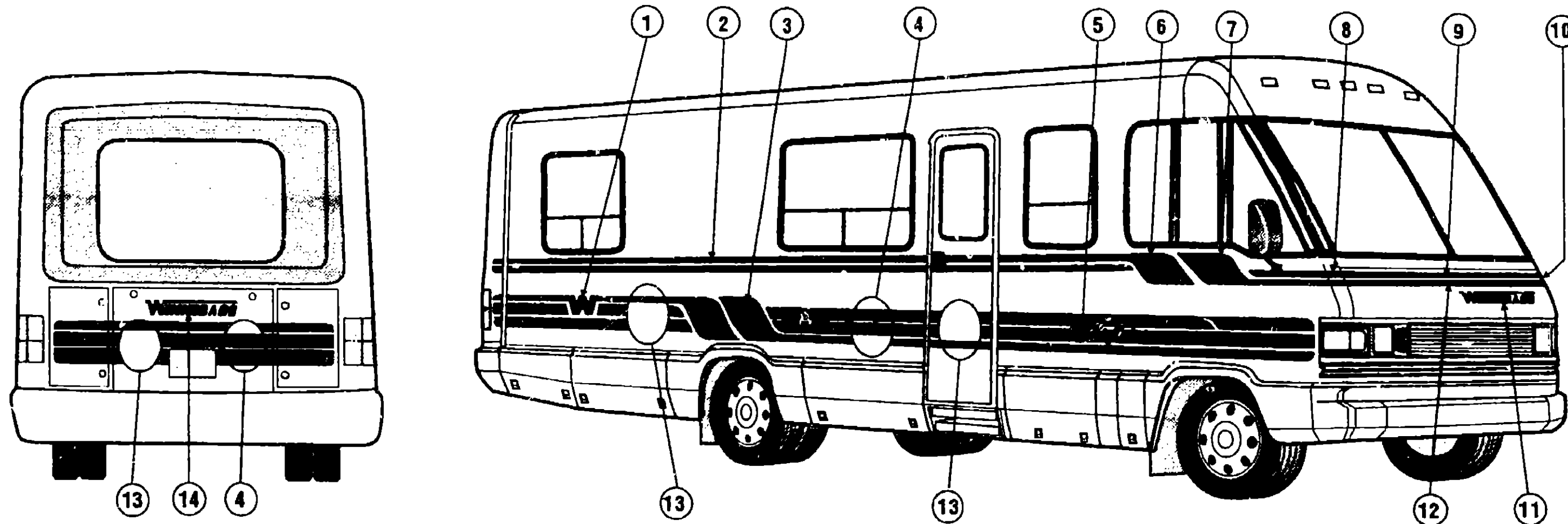
INTRODUCTION	A-01 - A-02
ABBREVIATIONS	A-03
ALPHABETICAL INDEX	A-04 - A-06
WCN28RT	A-07 - G-10
WCN32RQ	G-11 - L-20

1991 WCN32RQ INDEX

FLOOR PLAN	G-11 - G-12
ACCESSORIES	G-13 - G-24
BATH	H-01 - H-04
BEDROOM	H-05 - H-08
CHASSIS	H-09 - H-24
C C & PAD	I-01 - I-08
DINETTE	I-09 - I-10
DRIVERS	I-11 - I-14
ELECTRICAL	I-15 - I-22
EXTERIOR BODY	I-23 - J-08
GALLEY	J-09 - J-14
HEATING & A/C	J-15 - J-20
INTERIOR FINISH	J-21 - K-01
LABEL	K-02 - K-10
LP	K-11
LOUNGE	K-12 - K-13
SEALANTS & FASTENERS	K-14 - K-16
WATER & SEWAGE	K-17 - K-21
WINDOW, VENT AND EXTERIOR DOOR	K-22 - L-20

EXTERIOR BODY GROUP (CONTINUED)

DECALS & PAINT
B07,B08,B09 COLOR CODES
FROM: 00-00-00 THRU: 02-10-91



1991 WINNEBAGO
TABLE OF CONTENTS

INTRODUCTION	A-01 - A-02
ABBREVIATIONS	A-03
ALPHABETICAL INDEX	A-04 - A-06
WCN28RT	A-07 - G-10
WCN32RQ	G-11 - L-20

1991 WCN32RQ INDEX

FLOOR PLAN	G-11 - G-12
ACCESSORIES	G-13 - G-24
BATH	H-01 - H-04
BEDROOM	H-05 - H-08
CHASSIS	H-09 - H-24
C C & PAD	I-01 - I-08
DNETTE	I-09 - I-10
DRIVERS	I-11 - I-14
ELECTRICAL	I-15 - I-22
EXTERIOR BODY	I-23 - J-08
GALLEY	J-09 - J-14
HEATING & A/C	J-15 - J-20
INTERIOR FINISH	J-21 - K-01
LABEL	K-02 - K-10
LP	K-11
LOUNGE	K-12 - K-13
SEALANTS & FASTENERS	K-14 - K-16
WATER & SEWAGE	K-17 - K-21
WINDOW, VENT AND EXTERIOR DOOR	K-22 - L-20

KEY PART NUMBER	U/M	DESCRIPTION
1	EA	DECAL-FLYING W, 6.3" HIGH - REAR SIDEWALL - DARK TEAL DUPONT# K9470
2	FT	MULTISTRIPE-2 LINES, 3.4" WIDE - BELOW SIDEWALL WINDOWS FROM CAB TO REAR CAP - DARK TEAL DUPONT #K9470; LIGHT TEAL DUPONT #K9471
3	EA	DECAL-ANGLE DIAMOND, LARGE - PASS. SIDE - BOTH SECTIONS ABOVE REAR WHEELWELL - DARK TEAL DUPONT # K9470
	EA	DECAL-ANGLE DIAMOND, LARGE - DRIVER SIDE - BOTH SECTION ABOVE REAR WHEELWELL - DARK TEAL DUPONT #K9470
4	FT	MULTISTRIPE-2 LINES, 7.5" WIDE - LOWER ON REAR CAP & - CENTER ON SIDEWALL BETWEEN CAB DOORS & REAR WHEELWELL - LIGHT TEAL DUPONT #K9471
5	EA	DECAL-LOGO, "CHIEFTAIN" - ON SIDEWALLS - DARK TEAL DUPONT# K9470, BEIGE DUPONT# L8729
6	EA	DECAL-ANGLE DIAMOND, SMALL - DRIVER SIDE - REAR SECTION BELOW CAB DOOR WINDOW - DARK TEAL DUPONT #K9470
7	EA	DECAL-ANGLE DIAMOND, SMALL - PASS. SIDE - BOTH SECTION BELOW CAB WINDOWS - DARK TEAL DUPONT #K9470
	EA	DECAL-ANGLE DIAMOND, SMALL - DRIVER SIDE - FRONT SECTION BELOW CAB WINDOW - DARK TEAL DUPONT #K9470
8	EA	DECAL-CORNER, PASSENGER SIDE - FRONT - LIGHT TEAL DUPONT #K9471 & DARK TEAL DUPONT #K9470
9	FT	STRIPE-1 LINE, 1.7" WIDE - ACROSS HOOD PANEL - LIGHT TEAL DUPONT #K9471
10	EA	DECAL-CORNER, DRIVER SIDE - FRONT - LIGHT TEAL DUPONT #K9471 & DARK TEAL DUPONT #K9470
11	EA	DECAL-LOGO, "WINNEBAGO" - HOOD - DARK TEAL DUPONT #K9470
12	FT	STRIPE-1 LINE, 1.7" WIDE - ACROSS HOOD PANEL - DARK TEAL DUPONT #K9470
13	FT	STRIPE-1 LINE, 2.24" WIDE - UPPER STRIPE ON REAR CAP & - LOWER ON SIDEWALL BETWEEN CAB DOORS & REAR WHEELWELL - DARK TEAL DUPONT #K9470
14	EA	DECAL-LOGO, "WINNEBAGO" - 2.8" HIGH - REAR SPARE TIRE DOOR - DARK TEAL DUPONT# K9470

NOTE:
UNIT WITH B22 COLOR CODE ON FOLLOWING PAGE

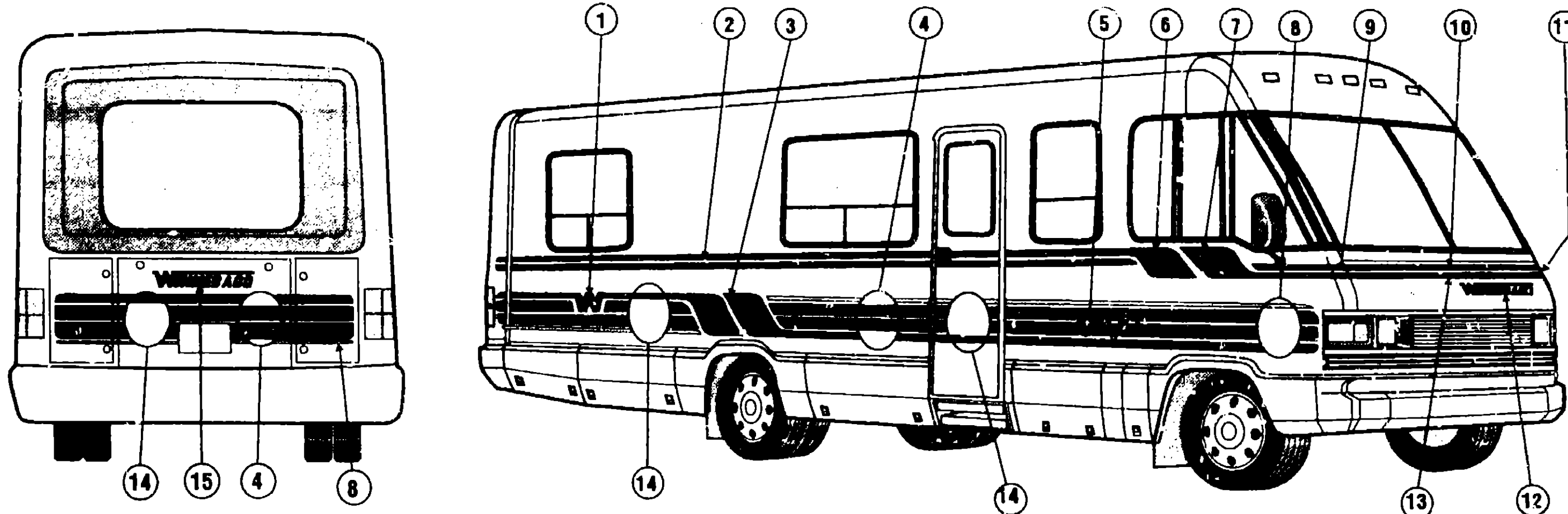
EXTERIOR BODY GROUP (CONTINUED)

DECALS & PAINT CONT

W/B22 COLOR CODE (STORMY BLUE)
 REPLACED B07 - (CAMEO BLUE COACHES)
 FROM: 02-11-91 THRU: 99-99-99

1991 WINNEBAGO
 TABLE OF CONTENTS

INTRODUCTION	A-01 - A-02
ABBREVIATIONS	A-03
ALPHABETICAL INDEX	A-04 - A-06
WCN28RT	A-07 - G-10
WCN32RQ	G-11 - L-20



1991 WCN32RQ INDEX

FLOOR PLAN	G-11 - G-12
ACCESSORIES	G-13 - G-24
BATH	H-01 - H-04
BEDROOM	H-05 - H-08
CHASSIS	H-09 - H-24
C C & PAD	I-01 - I-08
DINETTE	I-09 - I-10
DRIVERS	I-11 - I-14
ELECTRICAL	I-15 - I-22
EXTERIOR BODY	I-23 - J-08
GALLEY	J-09 - J-14
HEATING & A/C	J-15 - J-20
INTERIOR FINISH	J-21 - K-01
LABEL	K-02 - K-10
LP	K-11
LOUNGE	K-12 - K-13
SEALANTS & FASTENERS	K-14 - K-16
WATER & SEWAGE	K-17 - K-21
WINDOW, VENT AND EXTERIOR DOOR	K-22 - L-20

KEY PART NUMBER	U/M	DESCRIPTION
1	EA	DECAL-FLYING W, 6.3" HIGH - REAR SIDEWALL - ROYAL BLUE
2	FT	MULTISTRIPE-2 LINES, 3.4" WIDE - BELOW SIDEWALL WINDOWS FROM CAB TO REAR CAP - LIGHT BLUE DUPONT # K9473
3	EA	DECAL-ANGLE DIAMOND, LARGE - DRIVER SIDE - BOTH SECTIONS ABOVE REAR WHEELWELL - ROYAL BLUE
	EA	DECAL-ANGLE DIAMOND, LARGE - PASS. SIDE - BOTH SECTIONS ABOVE REAR WHEELWELL - ROYAL BLUE
14	FT	STRIPE-1 LINE, .75" WIDE - LOWER STRIPE ON REAR CAP & UPPER ON SIDEWALL BETWEEN CAB DOOR AND REAR WHEELWELLS - PLUM
4	FT	MULTISTRIPE-2 LINES, 7.5" WIDE - LOWER ON REAR CAP & CENTER ON SIDEWALL BETWEEN CAB DOORS & REAR WHEELWELL - LIGHT BLUE DUPONT #K9473
5	EA	DECAL-LOGO, "CHIEFTAIN" - ON SIDEWALLS - ROYAL BLUE, BEIGE DUPONT# L8729
6	EA	DECAL-ANGLE DIAMOND, SMALL - DRIVER SIDE - REAR SECTION BELOW CAB DOOR WINDOW - ROYAL BLUE
7	EA	DECAL-DOUBLE DIAMOND, SMALL - PASS. SIDE - BOTH SECTIONS BELOW CAB WINDOWS - ROYAL BLUE
	EA	DECAL-ANGLE DIAMOND, SMALL - DRIVER SIDE - FRONT SECTION BELOW CAB WINDOW - ROYAL BLUE
8	EA	DECAL-CORNER, PASSENGER SIDE - FRONT - LIGHT BLUE DUPONT# K9473, ROYAL BLUE
9	FT	STRIPE-1 LINE, 1.7" WIDE - ACROSS HOOD PANEL - LIGHT BLUE DUPONT# K9473
10	EA	DECAL-CORNER, FRONT - DRIVER SIDE - LIGHT BLUE DUPONT# K9473, ROYAL BLUE
11	EA	DECAL-LOGO, "WINNEBAGO" - HOOD - ROYAL BLUE
12	FT	STRIPE-1 LINE, 1.7" WIDE - ACROSS HOOD PANEL - ROYAL BLUE
13	FT	STRIPE-1 LINE, 2.25" WIDE - UPPER STRIPE ON REAR CAP & LOWER ON SIDEWALL BETWEEN CAB DOORS & REAR WHEELWELL - ROYAL BLUE
15	EA	DECAL-LOGO, WINNEBAGO - 2.8" HIGH - ON REAR CAP

EXTERIOR BODY GROUP (CONTINUED)

EXTERIOR MIRRORS

KEY PART NUMBER	U/M	DESCRIPTION
086260-01-000	EA	MIRROR-W/CONVEX, PASSENGER
086260-02-000	EA	MIRROR-W/CONVEX, DRIVER
086260-03-000	EA	ACCESSORY KIT-MIRROR, EXTENSION
083558-01-000	EA	VENT-PLUMBING PIPE ROOF, W/COVER - BEIGE
083615-01-000	EA	HOLDER-DOOR, PLASTIC - BEIGE
069726-02-000	EA	BUMPER-.88"DIA X .40", BLACK
075736-03-000	EA	COVER-EXTERIOR RECEPTACLE, BEIGE

ASSIST HANDLE

KEY PART NUMBER	U/M	DESCRIPTION
009126-02-000	EA	HANDLE-ASSIST, ENTRY DOOR - BLACK
063886-11-000	EA	HANDLE-ASSIST, DRIVER DOOR - METAL - BEIGE

WINDSHIELD COMPONENTS

KEY PART NUMBER	U/M	DESCRIPTION
091215-01-000	EA	GLASS-WINDSHIELD, PASSENGER
091215-02-000	EA	GLASS-WINDSHIELD, DRIVER
098783-01-000	EA	CHANNEL-RIGID, WINDSHIELD - .38" - PVC
091986-01-000	EA	MOLDING-REVEAL, WINDSHIELD - SURROUNDS BOTH WINDSHIELDS
091901-01-000	EA	TRIM-A-PILLAR, PASS - BETWEEN WINDSHIELD & VENT GLASS - BL
091901-02-000	EA	TRIM-A-PILLAR, DR - BETWEEN WINDSHIELD & VENT GLASS - BLK
002328-02-000	EA	BLOCK-WINDSHIELD, .062" X .5" X .98"
091969-01-000	EA	FRAME-WINDSHIELD, LOWER - INNER - PASSENGER
091969-02-000	EA	FRAME-WINDSHIELD, LOWER - INNER - DRIVER
091953-03-000	EA	GLASS-CORNER VENT, PASSENGER
091953-04-000	EA	GLASS-CORNER VENT, DRIVER
040921-04-000	EA	NUT-SPEED, U TYPE - NO. 8 - .59" LENGTH X .44" WIDTH
040921-05-000	EA	NUT-SPEED, U TYPE - NO. 8 - .67" LENGTH X .44" WIDTH
040921-06-000	EA	NUT-SPEED, U TYPE - NO. 8 - .57" LENGTH X .63" WIDTH

EXTERIOR BODY GROUP (CONTINUED)

SKINS AND PANELS AND STYROFOAM

KEY PART NUMBER	U/M	DESCRIPTION
M03044-02-Y15	EA	PANEL-REPAIR, FIBERGLASS TO STYROFOAM - 4' X 8' - BEIGE FROM: 00-00-00 THRU: 07-24-90
084882-11-000	EA	PANEL-FIBERGLASS, W/BACKING - 7' X 30.5' - BEIGE FROM: 00-00-00 THRU: 07-24-90
076054-D5-001	EA	SHEET-FIBERGLASS, 4' X 8' - BEIGE - FILON FROM: 07-25-90 THRU: 99-99-99
076054-D8-002	EA	SHEET-FIBERGLASS, 5' X 38' - BEIGE - FILON FROM: 07-25-90 THRU: 99-99-99
001054-01-011	EA	ALUMINUM-SHEET, 4' X 8' - FLAT - OFF WHITE
044487-01-001	EA	ALUMINUM SHEET - .019" X 96" X 360" - MILL FINISH
089297-01-000	SF	PLYWOOD-LUAN, OVERLAY GRADE - 4' X 8' - INC OF 32 SF
093743-01-02A	SF	PLASTIC-ABS, 11.5" WIDE - OFF WHITE
000870-05-000	SF	STYROFOAM-.5" X 24" X 96", INCREMENTS OF 16 SF
083574-01-000	SF	STYROFOAM, DOW TYPE SM - 1.5" X 24" X 85.25" - INC OF 14 S
000869-01-000	SF	STYROFOAM-.75" X 24" X 96" - INCREMENTS OF 16 SF
000870-03-000	SF	STYROFOAM-1.34" X 48" X 96" - INCREMENTS OF 32 SF
000870-05-000	SF	STYROFOAM-.5" X 24" X 96", INCREMENTS OF 16 SF

208" FORD CHASSIS OPTION L51C

KEY PART NUMBER	U/M	DESCRIPTION
074559-01-000	EA	DECAL-LOGO, LPG - RED - (CALIF CODE)

DRIVER DOOR W/POWER WINDOW AND MIRROR OPTION L28P

KEY PART NUMBER	U/M	DESCRIPTION
092880-01-000	EA	WIRE-IP, REMOTE MIRROR
086259-04-000	EA	MIRROR-REMOTE HEAT, W/ARM & MIRRORS - PRE-WIRED - PASSENGER
086259-05-000	EA	MIRROR-REMOTE HEAT, W/ARM & MIRRORS - PRE-WIRED - DRIVER

1991 WINNEBAGO

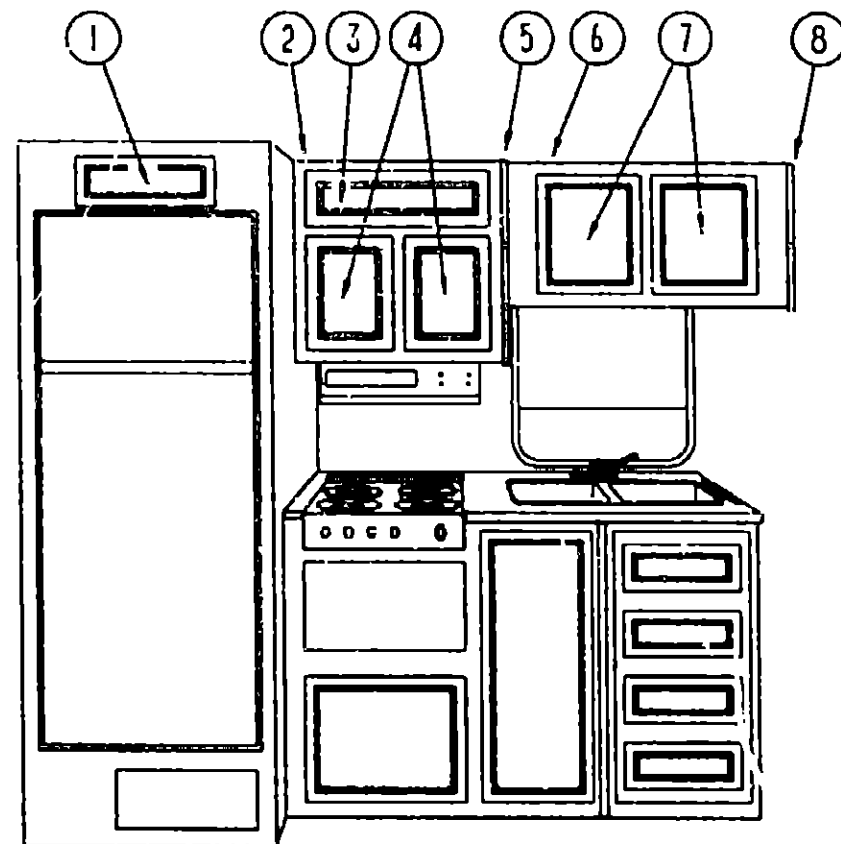
TABLE OF CONTENTS

INTRODUCTION	A-01 - A-02
ABBREVIATIONS	A-03
ALPHABETICAL INDEX	A-04 - A-06
WCN28RT	A-07 - G-10
WCN32RQ	G-11 - L-20

1991 WCN32RQ INDEX

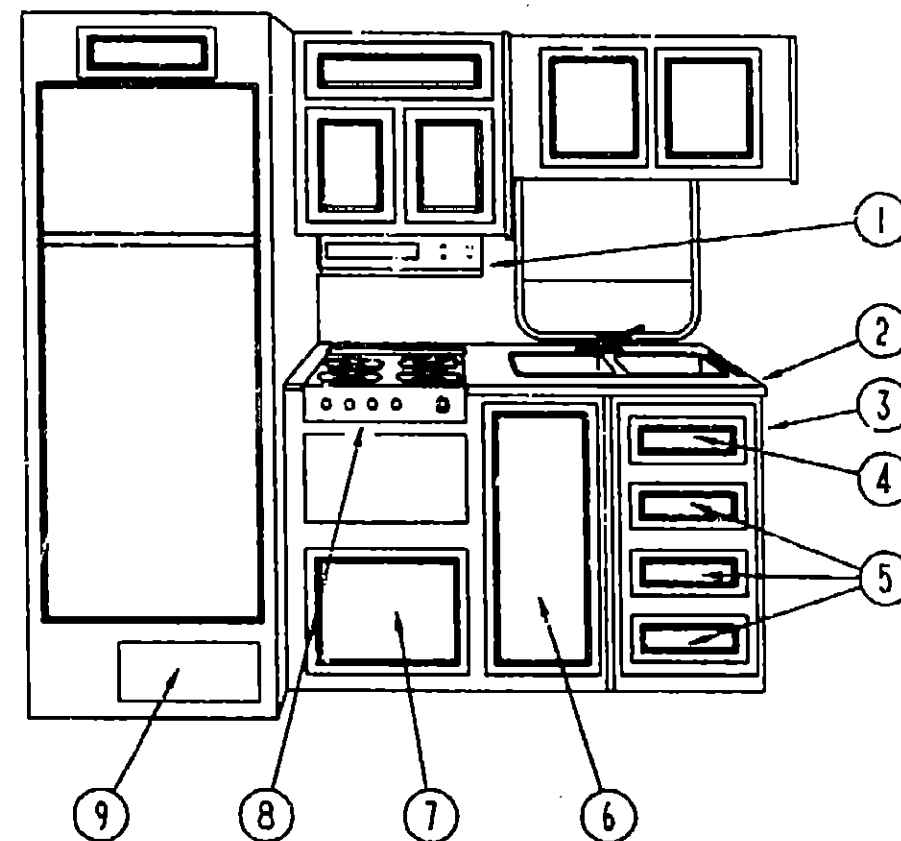
FLOOR PLAN	G-11 - G-12
ACCESSORIES	G-13 - G-24
BATH	H-01 - H-04
BEDROOM	H-05 - H-08
CHASSIS	H-09 - H-24
C C & PAD	I-01 - I-08
DINETTE	I-09 - I-10
DRIVERS	I-11 - I-14
ELECTRIC/L	I-15 - I-22
EXTERIOR BODY	I-23 - J-08
GALLEY	J-09 - J-14
HEATING & AC	J-15 - J-20
INTERIOR FINISH	J-21 - K-01
LABEL	K-02 - K-10
LP	K-11
LOUNGE	K-12 - K-13
SEALANTS & FASTENERS	K-14 - K-16
WATER & SEWAGE	K-17 - K-21
WINDOW, VENT AND EXTERIOR DOOR	K-22 - L-20

GALLEY GROUP



GALLEY CABINETS & COMPONENTS

GALLEY GROUP (CONTINUED)



GALLEY CABINETS & COMPONENTS CONT.

**1991 WINNEBAGO
TABLE OF CONTENTS**

INTRODUCTION	A-01 - A-02
ABBREVIATIONS	A-03
ALPHABETICAL INDEX	A-04 - A-06
WCN28RT	A-07 - G-10
WCN32RQ	G-11 - L-20

1991 WCN32RQ INDEX

FLOOR PLAN	G-11 - G-12
ACCESSORIES	G-13 - G-24
BATH	H-01 - H-04
BEDROOM	H-05 - H-08
CHASSIS	H-09 - H-24
C C & PAD	I-01 - I-08
DINETTE	I-09 - I-10
DRIVERS	I-11 - I-14
ELECTRICAL	I-15 - I-22
EXTERIOR BODY	I-23 - J-08
GALLEY	J-09 - J-14
HEATING & A/C	J-15 - J-20
INTERIOR FINISH	J-21 - K-01
LABEL	K-02 - K-10
LP	K-11
LOUNGE	K-12 - K-13
SEALANTS & FASTENERS	K-14 - K-16
WATER & SEWAGE	K-17 - K-21
WINDOW, VENT AND EXTERIOR DOOR	K-22 - L-20

KEY PART NUMBER

U/M DESCRIPTION

1	PC0520-03-B07	EA	DOOR-CABINET, W/O HARDWARE - 6.4" X 16"
2	M04092-09-B07	EA	CABINET-OVERHEAD, RANGE - W/O DOORS OR HARDWARE
2	M04092-10-B07	EA	CABINET-OVERHEAD, USED W/MICROWAVE - W/O DOORS OR HARDWARE
3	P00520-03-B07	EA	DOOR-CABINET, W/O HARDWARE - 6.4" X 16"
4	P00520-02-B07	EA	DOOR-CABINET, W/O HARDWARE - 10.8" X 14.4"
5	092090-04-B07	EA	END CAP-CABIN. OVERHEAD - FRONT
6	098925-01-B07	EA	CABINET-OVERHEAD, SINK - W/O DOORS OR HARDWARE
7	P00520-05-B07	EA	DOOR-CABINET, W/O HARDWARE - 14.4" X 16"
8	099092-02-B07	EA	END CAP-CABINET, OVERHEAD - FRONT

KEY PART NUMBER

U/M DESCRIPTION

1	100258-04-01A	EA	HOOD-RANGE, W/MONITOR PANEL - VENTLINE TCS 4003SAD
2	098926-11-B07	EA	COUNTERTOP-GALLEY, B07 - CAMEO BLUE
3	M04091-01-B07	EA	CABINET-GALLEY, W/O DOORS OR HARDWARE
4	P00521-02-B07	EA	DRAWER-CABINET, W/O HARDWARE - 13" X 6.7" - TOP DRAWER
5	P00521-01-B07	EA	DRAWER-CABINET, W/O HARDWARE - 13" X 15.2" - LOWER 3 DRAWERS
6	P00520-12-B07	EA	DOOR-CABINET, W/O HARDWARE - 14.4" X 26.8"
7	P00520-13-B07	EA	DOOR-CABINET, W/O HARDWARE - 9.6" X 21.8"
8	055282-04-000	EA	RANGE-4 BURNER, W/OVEN - MAGIC CHEF BT16NA - ALMOND
9	M02516-56-Y12	EA	DOOR-FURNACE, W/MESH INSERT
	M82184-28-B07	EA	DRAWER-CABINET, USED W/MICROWAVE - W/O HARDWARE - 17.7" X 19.7"
	100061-01-01A	EA	TRAY-SILVERWARE, ALMOND - RUBBERMAID
	058334-01-000	EA	WASTEBASKET-9 3/4" X 7" X 10", WHITE - RUBBERMAID
	093605-01-01A	EA	RACK-TOWEL, WIRE - ALMOND
	055516-03-000	EA	BRACKET-REAR TIEDOWN, RANGE W/OVEN
	064952-01-000	EA	FAUCET-GALLEY
	093526-01-000	EA	SINK-DOUBLE, STAINLESS STEEL - 19" X 25"
	092303-01-000	EA	STRAINER-SINK
	091208-01-000	EA	WASHER-RUBBER, .06" X .75" X .5"
	091255-02-000	FT	SEAL-ADHESIVE BACKED FOAM, 1.5" X .18"
	093653-01-B07	EA	COVER-SINK, B07 - CAMEO BLUE
	093153-01-000	EA	BOARD-CUTTING, MAPLE - 10.6" X 14.5"
	093238-01-Y12	EA	HOLDER-KNIFE, COUNTERTOP - O.K
	093282-01-000	EA	BONNET-KNIFE HOLDER, UNDER COUNTER - METAL
	098335-02-B03	EA	RAIL-GALLEY, .75" X 22.34"

GALLEY GROUP (CONTINUED)

RANGE

KEY PART NUMBER	U/M	DESCRIPTION
085280-03-000	EA	COVER-BIFOLD, RANGE - ALMOND - MAGIC CHEF# KL22A-1 FROM: 00-00-00 THRU: 09-02-90
102021-02-01A	EA	COVER-RANGE, BIFOLD - 22" - ALMOND - MAGIC CHEF KP22A-1 FROM: 09-03-90 THRU: 99-99-99
098507-02-000	EA	RANGE-4BURNER, W/GLASS DOOR - BLACK - MAGIC CHEF FROM: 00-00-00 THRU: 09-02-90
055282-03-708	EA	BUMPER-MAIN TOP, PLASTIC PLUG - MAGIC CHEF 744-176
049045-01-742	EA	BURNER ASM-OVEN, MAGIC CHEF 50-20216
064782-02-715	EA	CLIP-GRATE, MAGIC CHEF 413-00015
055282-03-702	EA	KNOB-THERMOSTAT, MAGIC CHEF 50-20281
081374-02-701	EA	REGULATOR-PRESSURE, MAGIC CHEF 976-27
055282-03-700	EA	THERMOSTAT, MAGIC CHEF 993-476
049045-01-703	EA	VALVE-TOP BURNER, MAGIC CHEF 997-584
064782-02-705	EA	HANDLE-OVEN DOOR, BLACK - MAGIC CHEF 50-25104
049045-01-728	EA	BROILER PAN W/O INSERT, MAGIC CHEF 50-22114-2
098507-02-700	EA	FILTER-PILOT, MAGIC CHEF 735-126
098507-02-703	EA	GLASS, OUTER - MAGIC CHEF 50-27096-1
098507-02-702	EA	DEFLECTOR, VENT - MAGIC CHEF 50-27039-1
098507-02-704	EA	PANEL, OVEN DOOR-EBONY - MAGIC CHEF 2401F082-70
098507-02-701	EA	INSERT-BURNER (SLOTTED VENT), MAGIC CHEF 7214P015-60
098507-02-707	EA	TOP-MAIN, EBONY - MAGIC CHEF 2001F057-70
098507-02-705	EA	TRIM, LEFT - MAGIC CHEF 3608F018-70
098507-02-706	EA	TRIM, RIGHT - MAGIC CHEF 3608F017-70
049045-01-741	EA	INSERT-BROILER PAN, MAGIC CHEF 5022119-1 OR 2
064782-02-710	EA	BRACKET-FRONT GLASS, MAGIC CHEF 56-62097
064782-02-712	EA	GRATE-TOP BURNER, SQUARE HOLES - MAGIC CHEF 50-25439
064782-02-714	EA	FITTING-PIPE NIPPLE, 1/8" - MAGIC CHEF 863-1
098507-01-700	EA	PANEL, OVEN DOOR-ALMOND, MAGIC CHEF 2401F075-74
098507-01-701	EA	TOP-MAIN, ALMOND - MAGIC CHEF 2001F057-74
064782-02-708	EA	VALVE-MERCURY CONTROL, MAGIC CHEF 999-626
102020-01-01A	EA	RANGE-4 BURNER, ALMOND - 22" - MAGIC CHEF BT22RA-4T-490 FROM: 09-03-90 THRU: 99-99-99
102020-01-701	EA	HANDLE, DOOR
102020-01-702	EA	PANEL, MANIFOLD
102020-01-703	EA	PANEL, DOOR (ALMOND)
102020-01-700	EA	SHELF-OVEN
102020-01-705	EA	TRIM (LEFT)
102020-01-706	EA	TRIM (RIGHT)
102020-01-708	EA	BURNER ASSEMBLY (OVEN)
102020-01-709	EA	BUMPER, GRATE
102020-01-710	EA	FILTER, PILOT
102020-01-711	EA	GRATE, TOP
102020-01-712	EA	KNOB, BURNER VALVE
102020-01-713	EA	KNOB, THERMOSTAT
102020-01-714	EA	PILOT, OVEN
102020-01-715	EA	PIPE, MANIFOLD
102020-01-716	EA	REGULATOR, PRESSURE
102020-01-717	EA	THERMOSTAT
102020-01-718	EA	TOP, MAIN (ALMOND)
102020-01-719	EA	TOP, MAIN (BLACK)
102020-01-720	EA	VALVE, MERCURY CONTROL
102020-01-721	EA	VALVE, SHUT-OFF
102020-01-722	EA	VALVE, TOP BURNER
102020-01-723	EA	PILOT, BURNER
102020-01-724	EA	BUMPER, MAIN TOP

KEY PART NUMBER	U/M	DESCRIPTION
081374-03-000	EA	RANGE-4 BURNER, W/O OVEN - ALMOND - MAGIC CHEF BT85NA-4 FROM: 00-00-00 THRU: 07-29-90
064782-02-715	EA	CLIP-GRATE, MAGIC CHEF 413-00015
081374-03-704	EA	REGULATOR-PRESSURE, MAGIC CHEF 7510P032-60
049045-01-703	EA	VALVE-TOP BURNER, MAGIC CHEF 997-584
064782-02-700	EA	TOP-MAIN-ALMOND-4BURNER
064782-02-714	EA	FITTING-PIPE NIPPLE, 1/8" - MAGIC CHEF 863-1
098507-01-701	EA	TOP-MAIN, ALMOND - MAGIC CHEF 2001F057-74
081374-03-700	EA	TRIM-CAB, REAR - ALMOND - MAGIC CHEF 3608F016-74
081374-01-703	EA	TRIM TOP REAR
081374-03-704	EA	REGULATOR-PRESSURE, MAGIC CHEF 7510P032-60
081374-03-705	EA	TRIM-BACK, ALMOND - MAGIC CHEF 3608F009-74
081374-01-000	EA	RANGE-4 BURNER, W/O OVEN - ALMOND - MAGIC CHEF BT85NA-4 FROM: 07-30-90 THRU: 08-12-90
081374-01-700	EA	TRIM-CAB TOP RIGHT, BLACK - MAGIC CHEF 3608F015-70
081374-01-701	EA	TRIM-CAB TOP LEFT, BLACK - MAGIC CHEF 3608F016-70
081374-01-702	EA	PANEL-MANIFOLD WARM, BLACK - MAGIC CHEF 52-20712-5X
081374-01-703	EA	TRIM-TOP REAR, MAGIC CHEF 52-10354-3
081374-01-704	EA	GUARD-FABRIC, MAGIC CHEF 50-11-688-2
102019-01-01A	EA	RANGE TOP-4 BURNER, ALMOND - MAGIC CHEF BT85RA-4 FROM: 08-13-90 THRU: 99-99-99
102020-01-701	EA	HANDLE, DOOR
102020-01-702	EA	PANEL, MANIFOLD
102020-01-700	EA	PANEL, DOOR (BLACK) SPEC 49
102020-01-700	EA	SHELF-OVEN
102020-01-705	EA	TRIM (LEFT)
102022-01-701	EA	TRIM (LEFT)
102020-01-708	EA	BURNER ASSEMBLY (OVEN)
102020-01-709	EA	BUMPER, GRATE
102020-01-711	EA	GRATE, TOP
102020-01-712	EA	KNOB, BURNER VALVE
102020-01-713	EA	KNOB, THERMOSTAT
102020-01-714	EA	PILOT, OVEN
102022-01-702	EA	PIPE, MANIFOLD
102022-01-703	EA	REGULATOR, PRESSURE
102020-01-717	EA	THERMOSTAT
102020-01-719	EA	TOP, MAIN (BLACK)
102020-01-720	EA	VALVE, MERCURY CONTROL
102020-01-721	EA	VALVE, SHUT-OFF
102020-01-722	EA	VALVE, TOP BURNER
102020-01-723	EA	PILOT, BURNER
102020-01-724	EA	BUMPER, MAIN TOP

KEY PART NUMBER	U/M	DESCRIPTION
100258-05-01A	EA	HOOD-RANGE, W/MONITOR PANEL - VENTLINE TCS 4003SAC
100258-04-701	EA	BEZEL-SWITCH LEVER, CABLE TO VENT - VENTLINE CC116
092696-01-701	EA	KNOB-LEVER, CABLE - PLASTIC - BLACK - VENTLINE CC225
092696-01-702	EA	RESISTER-WIRE, VENTLINE L7314
092696-01-709	EA	BULB-912, VENTLINE VA415
092696-01-710	EA	SOCKET-LIGHT, VENTLINE CB267-2
096983-01-708	EA	LENS-LAMP, VENTLINE CC179
100258-04-702	EA	SWITCH-LEVER, W/CABLE - VENTLINE CB547-1
090973-01-702	EA	BLADE-FAN, LVS VA183-1
096983-01-707	EA	FILTER-GREASE, 8" X 8" - LVS CC246
100258-04-700	EA	CIRCUIT BOARD, VENTLINE 5037
075470-01-702	EA	SWITCH-ON/OFF, LVS CB484
100258-06-701	EA	SWITCH-FAN, 2 SPEED - VENTLINE 122
096983-01-703	EA	SWITCH-ON/OFF - JENSEN 115
096983-01-702	EA	SWITCH-TWO WAY MOMENTARY, VENTLINE 112
100258-10-01A	EA	METER-HOUR, VENTLINE 150
090973-01-700	EA	MOTOR - LVS CA508-1

GALLEY GROUP (CONTINUED)

RANGE TOP

KEY PART NUMBER	U/M	DESCRIPTION
081374-03-000	EA	RANGE-4 BURNER, W/O OVEN - ALMOND - MAGIC CHEF BT85NA-4 FROM: 00-00-00 THRU: 07-29-90
064782-02-715	EA	CLIP-GRATE, MAGIC CHEF 413-00015
081374-03-704	EA	REGULATOR-PRESSURE, MAGIC CHEF 7510P032-60
049045-01-703	EA	VALVE-TOP BURNER, MAGIC CHEF 997-584
064782-02-700	EA	TOP-MAIN-ALMOND-4BURNER
064782-02-714	EA	FITTING-PIPE NIPPLE, 1/8" - MAGIC CHEF 863-1
098507-01-701	EA	TOP-MAIN, ALMOND - MAGIC CHEF 2001F057-74
081374-03-700	EA	TRIM-CAB, REAR - ALMOND - MAGIC CHEF 3608F016-74
081374-01-703	EA	TRIM TOP REAR
081374-03-704	EA	REGULATOR-PRESSURE, MAGIC CHEF 7510P032-60
081374-03-705	EA	TRIM-BACK, ALMOND - MAGIC CHEF 3608F009-74
081374-01-000	EA	RANGE-4 BURNER, W/O OVEN - ALMOND - MAGIC CHEF BT85NA-4 FROM: 07-30-90 THRU: 08-12-90
081374-01-700	EA	TRIM-CAB TOP RIGHT, BLACK - MAGIC CHEF 3608F015-70
081374-01-701	EA	TRIM-CAB TOP LEFT, BLACK - MAGIC CHEF 3608F016-70
081374-01-702	EA	PANEL-MANIFOLD WARM, BLACK - MAGIC CHEF 52-20712-5X
081374-01-703	EA	TRIM-TOP REAR, MAGIC CHEF 52-10354-3
081374-01-704	EA	GUARD-FABRIC, MAGIC CHEF 50-11-688-2
102019-01-01A	EA	RANGE TOP-4 BURNER, ALMOND - MAGIC CHEF BT85RA-4 FROM: 08-13-90 THRU: 99-99-99
102020-01-701	EA	HANDLE, DOOR
102020-01-702	EA	PANEL, MANIFOLD
102020-01-700	EA	PANEL, DOOR (BLACK) SPEC 49
102020-01-700	EA	SHELF-OVEN
102020-01-705	EA	TRIM (LEFT)
102022-01-701	EA	TRIM (LEFT)
102020-01-708	EA	BURNER ASSEMBLY (OVEN)
102020-01-709	EA	BUMPER, GRATE
102020-01-711	EA	GRATE, TOP
102020-01-712	EA	KNOB, BURNER VALVE
102020-01-713	EA	KNOB, THERMOSTAT
102020-01-714	EA	PILOT, OVEN
102022-01-702	EA	PIPE, MANIFOLD
102022-01-703	EA	REGULATOR, PRESSURE
102020-01-717	EA	THERMOSTAT
102020-01-719	EA	TOP, MAIN (BLACK)
102020-01-720	EA	VALVE, MERCURY CONTROL
102020-01-721	EA	VALVE, SHUT-OFF
102020-01-722	EA	VALVE, TOP BURNER
102020-01-723	EA	PILOT, BURNER
102020-01-724	EA	BUMPER, MAIN TOP

CANADIAN

KEY PART NUMBER	U/M	DESCRIPTION
100258-05-01A	EA	HOOD-RANGE, W/MONITOR PANEL - VENTLINE TCS 4003SAC
100258-04-701	EA	BEZEL-SWITCH LEVER, CABLE TO VENT - VENTLINE CC116
092696-01-701	EA	KNOB-LEVER, CABLE - PLASTIC - BLACK - VENTLINE CC225
092696-01-702	EA	RESISTER-WIRE, VENTLINE L7314
092696-01-709	EA	BULB-912, VENTLINE VA415
092696-01-710	EA	SOCKET-LIGHT, VENTLINE CB267-2
096983-01-708	EA	LENS-LAMP, VENTLINE CC179
100258-04-702	EA	SWITCH-LEVER, W/CABLE - VENTLINE CB547-1
090973-01-702	EA	BLADE-FAN, LVS VA183-1
096983-01-707	EA	FILTER-GREASE, 8" X 8" - LVS CC246
100258-04-700	EA	CIRCUIT BOARD, VENTLINE 5037
075470-01-702	EA	SWITCH-ON/OFF, LVS CB484
100258-06-701	EA	SWITCH-FAN, 2 SPEED - VENTLINE 122
096983-01-703	EA	SWITCH-ON/OFF - JENSEN 115
096983-01-702	EA	SWITCH-TWO WAY MOMENTARY, VENTLINE 112
100258-10-01A	EA	METER-HOUR, VENTLINE 150
090973-01-700	EA	MOTOR - LVS CA508-1

1991 WINNEBAGO

TABLE OF CONTENTS

INTRODUCTION	A-01 - A-02
ABBREVIATIONS	A-03
ALPHABETICAL INDEX	A-04 - A-06
WCN28RT	A-07 - G-10
WCN32RQ	G-11 - L-20

1991 WCN32RQ INDEX

FLOOR PLAN	G-11 - G-12
ACCESSORIES	G-13 - G-24
BATH	H-01 - H-04
BEDROOM	H-05 - H-08
CHASSIS	H-09 - H-24
C/C & PAD	I-01 - I-08
DINETTE	I-09 - I-10
DRIVERS	I-11 - I-14
ELECTRICAL	I-15 - I-22
EXTERIOR BODY	I-23 - J-03
GALLEY	J-09 - J-14
HEATING & A/C	J-15 - J-20
INTERIOR FINISH	J-21 - K-01
LABEL	K-02 - K-10
LP	K-11
LOUNGE	K-12 - K-13
SEALANTS & FASTENERS	K-14 - K-16
WATER & SEWAGE	K-17 - K-21
WINDOW, VENT AND EXTERIOR DOOR	K-22 - L-20

GALLEY GROUP (CONTINUED)

MICROWAVE OVEN OPTION

KEY PART NUMBER	U/M	DESCRIPTION
091269-05-000	EA	OVEN-MICROWAVE, MAGIC CHEF M15E-9PB
094745-01-01A	EA	TRIM-MICROWAVE, LOWER - BLACK
094774-01-01A	EA	TRIM-MICROWAVE, EITHER SIDE - BLACK
		FROM: 00-00-00 THRU: 05-27-90
094774-03-01A	EA	TRIM-MICROWAVE, EITHER SIDE - BLACK
		FROM: 05-28-90 THRU: 99-99-99
094750-01-000	EA	BRACKET-MICROWAVE, 90 DEGREE
091269-03-000	EA	OVEN-MICROWAVE, W/ BROWNING OVEN - M'CHEF M16-10PB
091269-03-701	EA	PLATE-CERAMIC, 9.5" - ROUND - MAGIC CHEF 246-0005
091269-03-702	EA	CLIP-OVEN SHELF, WHITE - MAGIC CHEF 201-0044
091269-03-703	EA	CLIP-OVEN SHELF, BLACK - MAGIC CHEF 201-0031
094745-01-01A	EA	TRIM-MICROWAVE, LOWER - BLACK
094774-01-01A	EA	TRIM-MICROWAVE, EITHER SIDE - BLACK
		FROM: 00-00-00 THRU: 05-27-90
094774-03-01A	EA	TRIM-MICROWAVE, EITHER SIDE - BLACK
		FROM: 05-28-90 THRU: 99-99-99
093744-03-000	EA	BRACKET-TIEDOWN, STOVE - FRONT
093744-04-000	EA	BRACKET-TIEDOWN, STOVE - REAR
094750-01-000	EA	BRACKET-MICROWAVE, 90 DEGREE

BROWNING MICROWAVE OPTION L134 - US & CANADIAN
SAME AS MICROWAVE OPTION EXCEPT FOR THE FOLLOWING ITEMS

KEY PART NUMBER	U/M	DESCRIPTION
091269-03-000	EA	OVEN-MICROWAVE, W/ BROWNING OVEN - M'CHEF M16-10PB
091269-03-701	EA	PLATE-CERAMIC, 9.5" - ROUND - MAGIC CHEF 246-0005
091269-03-702	EA	CLIP-OVEN SHELF, WHITE - MAGIC CHEF 201-0044
091269-03-703	EA	CLIP-OVEN SHELF, BLACK - MAGIC CHEF 201-0031

MICROWAVE W/RANGE TOP OPTION L135 - US & CANADIAN

KEY PART NUMBER	U/M	DESCRIPTION
M04091-02-B07	EA	CABINET-GALLEY, W/O DOORS OR HARDWARE
M04091-02-B07	EA	CABINET-GALLEY, W/O DOORS OR HARDWARE
098926-11-B07	EA	COUNTERTOP-GALLEY
064952-01-000	EA	FAUCET-GALLEY
064952-01-000	EA	FAUCET-GALLEY
091208-01-000	EA	WASHER-RUBBER, .06" X .75" X .5"
091255-02-000	FT	SEAL-ADHESIVE BACKED FOAM, 1.5" X .18"
092303-01-000	EA	STRAINER-SINK
093526-01-000	EA	SINK-DOUBLE, STAINLESS STEEL - 19" X 25"

RANGE HOOD

KEY PART NUMBER	U/M	DESCRIPTION
100258-04-01A	EA	HOOD-RANGE, W/MONITOR PANEL - VENTLINE TCS 4003SAD
100258-04-700	EA	CIRCUIT BOARD - VENTLINE 5037
100258-04-701	EA	BEZEL-SWITCH LEVER, CABLE TO VENT - VENTLINE CC116
100258-04-702	EA	SWITCH-LEVER, W/CABLE - VENTLINE CB547-1
092693-01-701	EA	KNOB-LEVER, CABLE - PLASTIC - BLACK - VENTLINE CC225
092696-01-702	EA	RESISTER-WIRE, VENTLINE L7314
092696-01-709	EA	BULB-912, LVS VA415
092696-01-710	EA	SOCKET-LIGHT, LVS CB267-2
096983-01-708	EA	LENS-LAMP, VENTLINE CC179
100258-04-702	EA	SWITCH-LEVER, W/CABLE - VENTLINE CB547-1
090973-01-702	EA	BLADE-FAN, LVS VA183-1
096983-01-707	EA	FILTER-GREASE, 8" X 8" - LVS CC246
100258-04-700	EA	CIRCUIT BOARD, VENTLINE 5037
076799-01-715	EA	SWITCH-S.P. D.T., VENTLINE 110
100258-08-701	EA	SWITCH-FAN 2-SPEED, VENTLINE CC116
096983-01-703	EA	SWITCH-ON/OFF - JENSEN 115
096983-01-702	EA	SWITCH-TWO WAY MOMENTARY, VENTLINE 112
100258-10-01A	EA	METER-HOUR, VENTLINE 150
075470-01-703	EA	SWITCH-ON/MOMENTARY, JENSEN RP1016
090973-01-700	EA	MOTOR - LVS CA508-1

GALLEY GROUP (CONTINUED)

REFRIGERATOR & COMPONENTS

KEY PART NUMBER	U/M	DESCRIPTION
094039-05-000	EA	REFRIGERATOR-2-WAY, LARGE DOUBLE DOOR - NORCOLD #682
084880-03-701	EA	COOLING UNIT (HORIZ BURNER) - NORCOLD 61687337
084880-03-700	EA	FLUE(HORIZONTAL) BURNER - NORCOLD 616161
088248-01-709	EA	HEATER-AC, (HORIZONTAL) - NORCOLD# 615627
075217-01-737	EA	CONTROL MODULE, NORCOLD# 61525022
094039-04-702	EA	POWER SUPPLY (2 WAY) - NORCOLD 61647422
094039-04-701	EA	EYEBROW (SHELL) 2 WAY - NORCOLD 61669822
064473-03-715	EA	KNOB-THERMOSTAT, NORCOLD 616117
064473-03-714	EA	KNOB-MODE SELECTOR, NORCOLD 616118
094039-04-700	EA	PC BOARD (2 WAY)
094039-01-738	EA	MANUAL SHUT-OFF HARPER WYMAN
084880-01-713	EA	CONNECTOR-MALE, INLET FITTING - NORCOLD# 615256
064473-03-703	EA	TUBE-BURNER, NORCOLD 616055
064473-01-702	EA	ORIFICE-NORCOLD 614521
088248-01-706	EA	BURNER-HORIZONTAL, NORCOLD 615881
088248-01-708	EA	ELECTRODE-IGNITION, (HORIZONTAL) - NORCOLD# 615732
088248-01-712	EA	FRAME-DOOR, LOWER - BROWN - NORCOLD 615576
084880-01-733	EA	DAIRY KEEPER - NORCOLD 615804
064472-02-716	EA	TRIM-CABINET, TOP - BROWN - NORCOLD# 613614
094039-01-723	EA	HINGE BRACKET, TOP RH-BTM LH BLK - NORCOLD 61580838
046955-01-713	EA	PIN-HINGE, NORCOLD# 611146
094039-01-708	EA	UPPER DOOR HANDLE ASM. (BLK)
094039-01-706	EA	UPPER DOOR LINER (WHITE) BLK - NORCOLD 61581838-B
064472-03-700	EA	PIN-HINGE, BOTTOM - NORCOLD 615507
054450-01-000	EA	LEVEL-REFRIGERATOR
084073-01-000	EA	COVER-ROOF VENT, NORCOLD REFRIGERATOR - BEIGE
084073-04-000	EA	BASE-ROOF VENT, NORCOLD REFRIGERATOR - BLACK
084073-04-000	EA	BASE-ROOF VENT, NORCOLD REFRIGERATOR - BLACK

REFRIGERATOR WITH ICE MAKER OPTION L21C

KEY PART NUMBER	U/M	DESCRIPTION
094039-08-000	EA	REFRIGERATOR-NORCOLD, 2 WAY - W/ICE MAKER & DOUBLE DOOR
084880-03-701	EA	COOLING UNIT (HORIZ BURNER) - NORCOLD 61687337
084880-03-700	EA	FLUE(HORIZONTAL) BURNER - NORCOLD 616161
088248-01-709	EA	HEATER-AC, (HORIZONTAL) - NORCOLD# 615627
075217-01-737	EA	CONTROL MODULE, NORCOLD# 61525022
094039-04-702	EA	POWER SUPPLY (2 WAY) - NORCOLD 61647422
094039-04-701	EA	EYEBROW (SHELL) 2 WAY - NORCOLD 61669822
064473-03-715	EA	KNOB-THERMOSTAT, NORCOLD 616117
064473-03-714	EA	KNOB-MODE SELECTOR, NORCOLD 616118
094039-04-700	EA	PC BOARD (2 WAY)
094039-01-738	EA	MANUAL SHUT-OFF HARPER WYMAN
084880-01-713	EA	CONNECTOR-MALE, INLET FITTING - NORCOLD# 615256
064473-03-703	EA	TUBE-BURNER, NORCOLD 616055
064473-01-702	EA	ORIFICE-NORCOLD 614521
088248-01-706	EA	BURNER-HORIZONTAL, NORCOLD 615881
088248-01-708	EA	ELECTRODE-IGNITION, (HORIZONTAL) - NORCOLD# 615732
088248-01-712	EA	FRAME-DOOR, LOWER - BROWN - NORCOLD 615576
084880-01-733	EA	DAIRY KEEPER - NORCOLD 615804
064472-02-716	EA	TRIM-CABINET, TOP - BROWN - NORCOLD# 613614
094039-01-723	EA	HINGE BRACKET, TOP RH-BTM LH BLK - NORCOLD 61580838
046955-01-713	EA	PIN-HINGE, NORCOLD# 611146
094039-01-708	EA	UPPER DOOR HANDLE ASM. (BLK)
094039-01-706	EA	UPPER DOOR LINER (WHITE) BLK - NORCOLD 61581838-B
064472-03-700	EA	PIN-HINGE, BOTTOM - NORCOLD 615507

REFRIGERATOR CABINET

KEY PART NUMBER	U/M	DESCRIPTION
093329-01-000	FT	SEAL-REFRIGERATOR CABINET
P00520-03-B07	EA	DOOR-CABINET, W/O HARDWARE - 6.4" X 16"
M02516-56-Y12	EA	DOOR-FURNACE, W/MESH INSERT

**1991 WINNEBAGO
TABLE OF CONTENTS**

INTRODUCTION	A-01 - A-02
ABBREVIATIONS	A-03
ALPHABETICAL INDEX	A-04 - A-06
WCN28RT	A-07 - G-10
WCN32RQ	G-11 - L-20

1991 WCN32RQ INDEX

FLOOR PLAN	G-11 - G-12
ACCESSORIES	G-13 - G-24
BATH	H-01 - H-04
BEH/ROOM	H-05 - H-08
CHASSIS	H-09 - H-24
C C & PAD	I-01 - I-08
DINETTE	I-09 - I-10
DRIVERS	I-11 - I-14
ELECTRICAL	I-15 - I-22
EXTERIOR BODY	I-23 - J-08
GALLEY	J-09 - J-14
HEATING & A/C	J-15 - J-20
INTERIOR FINISH	J-21 - K-01
LABEL	K-02 - K-10
LP	K-11
LOUNGE	K-12 - K-13
SEALANTS & FASTENERS	K-14 - K-16
WATER & SEWAGE	K-17 - K-21
WINDOW, VENT AND EXTERIOR DOOR	K-22 - L-20

HEATING & AIR CONDITIONING GROUP
REAR HEATER & WATER HEATER W/MOTOR AID L611

KEY PART NUMBER	U/M	DESCRIPTION
009198-01-000	FT	DUCT-HEAT, FLEXIBLE - 4" ID
009200-01-000	EA	TAPE-FURNACE, 1 1/2"
023146-01-000	EA	CLAMP-SCREW TYPE - 4"
069636-02-000	EA	CONNECTOR-DUCT, 4" ID
000G67-10-12B	EA	SCREW, 10-12 X 3/4 PPH.- ZN
007108-01-000	FT	HOSE-HEATER, 5/8" ID
008042-01-000	FT	TUBING-VINYL, .65" ID
056464-05-000	EA	REGISTER-PLASTIC W/O DAMPER - 4" DIAMETER - GOLDEN
062401-01-000	EA	CLAMP-HOSE, WORMGEAR .25" - 1"
079059-01-000	EA	HOSE-90 DEGREE, .61"ID X 4" X 36"
079059-02-000	EA	HOSE-90 DEGREE, .61"ID X 4" X 6"
083081-01-000	EA	HOSE-FORMED, 90 DEGREES

EVANS REAR HEATER

KEY PART NUMBER	U/M	DESCRIPTION
084405-01-000	EA	HEATER ASM-REAR, DUCTED - W/MOTOR AID - EVANS
084405-01-700	EA	HEATER CORE-EVANS# FT200229
084405-01-701	EA	FAN BLADES-EVANS# HV029931
084405-01-702	EA	MOTOR ASM-12 V, EVANS# 200146
088753-01-000	FT	TUBE-ALUMINIZED STEEL, 5/8" - 18 GAUGE
007108-02-000	FT	HOSE-HEATER, 3/4"ID
040731-01-000	EA	NIPPLE-INLET MANIFOLD, GM—3838094
061673-01-000	EA	BRACKET-MOTOR AID TUBES, 4" X 1.5" - STEEL
062401-01-000	EA	CLAMP-HOSE, WORMGEAR .25" - 1"
062401-04-000	EA	CLAMP-HOSE, WORMGEAR .69"- 1.25"
071015-13-000	EA	GROMMET-5/8"ID, FITS .09" MATERIAL, RUBBER
073194-02-000	EA	CLAMP-HOSE, WORMGEAR 1.26"-1.97"
080179-01-000	EA	BRACKET-SUPPORT, HEATER HOSE - IN ENGINE COMPARTMENT
088753-01-000	FT	TUBE-ALUMINIZED STEEL, 5/8" - 18 GAUGE

FORD - US & CANADIAN L16K
A/C CONDENSER

KEY PART NUMBER	U/M	DESCRIPTION
096815-01-000	EA	CONDENSER ASM-A/C, FORD - ARA# 0519539
096815-01-700	EA	COIL CONDENSER, ARA 0519545
072342-03-701	EA	RECEIVER-DRYER, ARA 1273235
072342-03-707	EA	O'RING, #6 - ARA 0059605
075789-01-718	EA	O'RING-AEROQUIP FITTING, ARA 0543512
074013-02-716	EA	VALVE-SERVICE, ARA 0058337
096815-01-701	EA	HOSE ASM #8, ARA 0987061
096815-01-702	EA	O'RING, #8 - ARA 0059606
072342-03-709	EA	O'RING, #10 - ARA 0059607
072341-01-716	EA	VALVE-DISCHARGE, 1/2" O'RING - ARA 0548325

A/C COMPRESSOR & SYSTEM COMPONENTS

KEY PART NUMBER	U/M	DESCRIPTION
072343-08-0X0	EA	COMPRESSOR/CLUTCH-460 EFI, TOP DISCHARGE - ARA# 0529039
096814-02-000	EA	MOUNT & DRIVE PACKAGE, A/C COMPRESSOR - 460 EFI
083610-01-000	EA	CLAMP-WIRE, DUAL - UNEQUAL DIAMETERS - .75" & 1.25"
088753-01-000	FT	TUBE-ALUMINIZED STEEL, 5/8" - 18 GAUGE
091930-02-000	EA	DUCT-DEFROSTER, W/O SIDE OUTLET - ARA# 0571020
062401-01-000	EA	CLAMP-HOSE, WORM GEAR .25" - 1"

HEATING & AIR CONDITIONING GROUP (CONTINUED)

AUTO A/C COMPONENTS ADDED TO BOTH FORD & CHEVY CHASSIS

KEY PART NUMBER	U/M	DESCRIPTION
000G11-08-08B	EA	SCREW, 8-18 X 1/2 PPH - ZN
007076-01-700	FT	HOSE-FLEXIBLE PVC - 2" ID
007108-01-000	FT	HOSE-HEATER, 5/8" ID
007281-01-000	EA	HOSE-FLEXIBLE PVC, 2.5"ID X 50"
007281-01-700	FT	HOSE-FLEXIBLE PVC, 2.5" ID
024990-01-000	EA	OUTLET-DEFROSTER, WITH SWIVEL - 2" - TAN
062401-04-000	EA	CLAMP-HOSE, WORMGEAR .69"- 1.25"

A/C EVAPORATOR

KEY PART NUMBER	U/M	DESCRIPTION
088227-02-000	EA	EVAPORATOR-A/C, ARA 0508213
088227-02-701	EA	BRACKET-BOWDEN CABLE MOUNTING, ARA 0409417
028227-02-702	EA	DOOR ASM., F.A./RECYCLING - ARA 0321330
088227-02-703	EA	SUCTION HOSE #10, ARA 0986712
088227-02-705	EA	HOSE,LIQUID, ARA 0986713
088227-01-700	EA	DOOR ASSEMBLY, ARA 0320516
088227-01-701	EA	CRANK-MIX, ROUND DOOR - ARA 0318225
080227-01-703	EA	EVAPORATOR,CORE, ARA 0560571
088227-01-704	EA	VALVE,EXPANSION BLOCK, ARA 1297022
088227-01-707	EA	RESISTOR,FUSED A/C, ARA 0885515
088227-01-708	EA	MOTOR BLOWER, ARA 1120060
088227-01-709	EA	WHEEL REQUIRED BALANCING, ARA 0252084
088227-01-711	EA	CRANK,MIXING DOOR, ARA 0320480
077052-01-700	EA	COIL,EVAPORATOR, ARA 0560458
072342-03-709	EA	O'RING, #10 - ARA 0059607
072342-03-707	EA	O'RING, #6 - ARA 0059605
072341-01-708	EA	SERVO-VACUUM CONTROL, ARA 1120040
075789-01-718	EA	O'RING-AEROQUIP FITTING, ARA 0543513
086782-02-705	EA	PIN,RETAINER, ARA 1701767
072341-01-707	EA	THERMOSTAT, ARA 1247312
083227-02-705	EA	HOSE,LIQUID, ARA 0986713

CONTROL & PLENUM

KEY PART NUMBER	U/M	DESCRIPTION
091902-03-000	EA	CONTROL/PLENUM ASM-ARA# 0508350

1991 WINNEBAGO
TABLE OF CONTENTS

INTRODUCTION	A-01 - A-02
ABBREVIATIONS	A-03
ALPHABETICAL INDEX	A-04 - A-06
WCN28RT	A-07 - G-10
WCN32RQ	G-11 - L-20

1991 WCN32RQ INDEX

FLOOR PLAN	G-11 - G-12
ACCESSORIES	G-13 - G-24
BATH	H-01 - H-04
BEDROOM	H-05 - H-06
CHASSIS	H-09 - H-24
C C & PAD	I-01 - I-08
DINETTE	I-09 - I-10
DRIVERS	I-11 - I-14
ELECTRICAL	I-15 - I-22
EXTERIOR BODY	I-23 - J-08
GALLEY	J-09 - J-14
HEATING & A/C	J-15 - J-20
INTERIOR FINISH	J-21 - K-01
LABEL	K-02 - K-10
LP	K-11
LOUNGE	K-12 - K-13
SEALANTS & FASTENERS	K-14 - K-16
WATER & SEWAGE	K-17 - K-21
WINDOW, VENT AND EXTERIOR DOOR	K-22 - L-20

HEATING & AIR CONDITIONING GROUP (CONTINUED)

SUBURBAN FURNACE & WALL THERMOSTAT

KEY PART NUMBER	U/M	DESCRIPTION
093365-01-000	EA	THERMOSTAT-WALL, FURNACE - SUBURBAN 0160902
092300-03-000	EA	FURNACE-SUBURBAN, 34,000 BTU - NT-348
092300-01-705	EA	ELECTRODE, SUBURBAN 230956
069634-01-733	EA	RELAY, TIME DELAY 20&30 BTU, SUBURBAN 231202
075696-01-700	EA	MOTOR ASM-SUBURBAN# 231208
092300-01-720	EA	WHEEL-ROOM AIR, SUBURBAN 350113
092300-02-702	EA	MICROSWITCH ASM, SUBURBAN# X230509
092300-01-726	EA	WHEEL-COMB AIR, SUBURBAN 350110
075696-02-728	EA	GASKET-CROSSOVER TUBE, SUBURBAN 070385
092300-01-724	EA	GASKET-MOTOR MOUNT, SUBURBAN 070384
092300-01-727	EA	GASKET-COMBUSTION AIR HOUSING, SUBURBAN 070386
092300-01-711	EA	VENT CAP ASSEMBLY, SUBURBAN X260179
069634-01-729	EA	VALVE-GAS, JOHNSON - SUBURBAN 160832
092300-01-701	EA	CABINET FRONT, SUBURBAN 101172
092300-01-708	EA	SWITCH LIMIT, SUBURBAN 231440
069634-01-720	EA	ORIFICE-MAIN BURNER, SUBURBAN# 0180222
092300-01-704	EA	GASKET-ELECTRODE, SUBURBAN 070163
069634-01-706	EA	MODULE BOARD, SUBURBAN# 231427
092300-01-718	EA	ELBOW 90°, SUBURBAN 170374
069634-01-716	EA	VALVE-MANUAL SHUTOFF, SUBURBAN 160740
092300-01-717	EA	WIRE ASSEMBLY (POWER SUPPLY) - SUBURBAN X231428
092300-01-706	EA	DOOR-BURNER ACCESS, SUBURBAN 030523
069634-01-732	EA	GASKET-BURNER ACCESS DOOR, SUBURBAN 070398
075696-02-709	EA	DISC-GLASS, SUBURBAN 310026
092300-01-715	EA	MANIFOLD ASSEMBLY, SUBURBAN 171034
069634-01-712	EA	GASKET-MANIFOLD, SUBURBAN 070408
092300-01-712	EA	BURNER ASM, SUBURBAN X010701
092300-01-721	EA	BLOWER HOUSING ASSEMBLY, SUBURBAN 390283
075696-02-727	EA	BRACKET-MOTOR MOUNT, SUBURBAN# 062138
092300-03-702	EA	HOUSING, COMB AIR ASM NT-34BW - SUBURBAN X390417
092300-01-728	EA	HOUSING, COMB AIR (OUTSIDE) - SUBURBAN 390424
092300-02-700	EA	COMBUSTION CHAMBER ASM, 30&34 BW - SUBURBAN X021015
069634-01-720	EA	ORIFICE-MAIN BURNER, SUBURBAN 180222
092300-03-701	EA	MOTOR ASSEMBLY (NT-34BW)
092300-01-700	EA	CABINET, SUBURBAN X101176
		HEATING SYSTEM COMPONENTS
007076-01-700	FT	HOSE-FLEXIBLE PVC - 2" ID
098342-01-000	EA	WYE-CONNECTOR, 2.5" FLEXHOSE
092776-01-000	EA	ADAPTER-DUCT, 2"
089326-01-000	EA	GRILLE-FLOOR, HEATING - 9.3" X 5.4" - BROWN
092321-01-000	FT	INSULATION-FIBERGLASS, W/ALUMINUM FOIL
093614-01-01A	EA	GRILLE-RETURN AIR, FURNACE - 15.6" X 7.6" - BROWN
094600-01-02A	EA	REGISTER-HEAT, FLOOR-W/O DAMPER-3.6" X 10.5" X 1.4" - BROW
094600-02-02A	EA	REGISTER-HEAT, FLOOR - W/DAMPER - 3.6" X 10.5" X 1.4" BROW
024990-01-000	EA	OUTLET-DEFROSTER, WITH SWIVEL - 2" - TAN
024990-03-000	EA	OUTLET-LOUVERED, W/SWIVEL - 2" - GRAY
084077-03-000	EA	COVER-BLANK, ROOF A/C - IVORY

HEATING & AIR CONDITIONING GROUP (CONTINUED)

SUBURBAN FURNACE & WALL THERMOSTAT

KEY PART NUMBER	U/M	DESCRIPTION
093365-01-000	EA	THERMOSTAT-WALL, FURNACE - SUBURBAN 0160902
092300-03-000	EA	FURNACE-SUBURBAN, 34,000 BTU - NT-348
092300-01-705	EA	ELECTRODE, SUBURBAN 230956
069634-01-733	EA	RELAY, TIME DELAY 20&30 BTU, SUBURBAN 231202
075696-01-700	EA	MOTOR ASM-SUBURBAN# 231208
092300-01-720	EA	WHEEL-ROOM AIR, SUBURBAN 350113
092300-02-702	EA	MICROSWITCH ASM, SUBURBAN# X230509
092300-01-726	EA	WHEEL-COMB AIR, SUBURBAN 350110
075696-02-728	EA	GASKET-CROSSOVER TUBE, SUBURBAN 070385
092300-01-724	EA	GASKET-MOTOR MOUNT, SUBURBAN 070384
092300-01-727	EA	GASKET-COMBUSTION AIR HOUSING, SUBURBAN 070386
092300-01-711	EA	VENT CAP ASSEMBLY, SUBURBAN X260179
069634-01-729	EA	VALVE-GAS, JOHNSON - SUBURBAN 160832
092300-01-701	EA	CABINET FRONT, SUBURBAN 101172
092300-01-708	EA	SWITCH LIMIT, SUBURBAN 231440
069634-01-720	EA	ORIFICE-MAIN BURNER, SUBURBAN# 0180222
092300-01-704	EA	GASKET-ELECTRODE, SUBURBAN 070163
069634-01-706	EA	MODULE BOARD, SUBURBAN# 231427
092300-01-718	EA	ELBOW 90°, SUBURBAN 170374
069634-01-716	EA	VALVE-MANUAL SHUTOFF, SUBURBAN 160740
092300-01-717	EA	WIRE ASSEMBLY (POWER SUPPLY) - SUBURBAN X231428
092300-01-706	EA	DOOR-BURNER ACCESS, SUBURBAN 030523
069634-01-732	EA	GASKET-BURNER ACCESS DOOR, SUBURBAN 070398
075696-02-709	EA	DISC-GLASS, SUBURBAN 310026
092300-01-715	EA	MANIFOLD ASSEMBLY, SUBURBAN 171034
069634-01-712	EA	GASKET-MANIFOLD, SUBURBAN 070408
092300-01-712	EA	BURNER ASM, SUBURBAN X010701
092300-01-721	EA	BLOWER HOUSING ASSEMBLY, SUBURBAN 390283
075696-02-727	EA	BRACKET-MOTOR MOUNT, SUBURBAN# 062138
092300-03-702	EA	HOUSING, COMB AIR ASM NT-34BW - SUBURBAN X390417
092300-01-728	EA	HOUSING, COMB AIR (OUTSIDE) - SUBURBAN 390424
092300-02-700	EA	COMBUSTION CHAMBER ASM, 30&34 BW - SUBURBAN X021015
069634-01-720	EA	ORIFICE-MAIN BURNER, SUBURBAN 180222
092300-03-701	EA	MOTOR ASSEMBLY (NT-34BW)
092300-01-700	EA	CABINET, SUBURBAN X101176
		HEATING SYSTEM COMPONENTS
007076-01-700	FT	HOSE-FLEXIBLE PVC - 2" ID
098342-01-000	EA	WYE-CONNECTOR, 2.5" FLEXHOSE
092776-01-000	EA	ADAPTER-DUCT, 2"
092321-01-000	FT	INSULATION-FIBERGLASS, W/ALUMINUM FOIL
093614-01-01A	EA	GRILLE-FLOOR, HEATING - 9.3" X 5.4" - BROWN
094600-01-02A	EA	GRILLE-RETURN AIR, FURNACE - 15.6" X 7.6" - BROWN
094600-01-02A	EA	REGISTER-HEAT, FLOOR-W/O DAMPER-3.6" X 10.5" X 1.4" - BROW
094600-02-02A	EA	REGISTER-HEAT, FLOOR - W/DAMPER - 3.6" X 10.5" X 1.4" BROW
024990-01-000	EA	OUTLET-DEFROSTER, WITH SWIVEL - 2" - TAN
024990-03-000	EA	OUTLET-LOUVERED, W/SWIVEL - 2" - GRAY
084077-03-000	EA	COVER-BLANK, ROOF A/C - IVORY

**1991 WINNEBAGO
TABLE OF CONTENTS**

INTRODUCTION	A-01 - A-02
ABBREVIATIONS	A-03
ALPHABETICAL INDEX	A-04 - A-06
WCN28RT	A-07 - G-10
WCN32RQ	G-11 - L-20

1991 WCN32RQ INDEX

FLOOR PLAN	G-11 - G-12
ACCESSORIES	G-13 - G-24
BATH	H-01 - H-04
BEDROOM	H-05 - H-08
CHASSIS	H-09 - H-24
C C & PAD	I-01 - I-08
DINETTE	I-09 - I-10
DRIVERS	I-11 - I-14
ELECTRICAL	I-15 - I-22
EXTERIOR BODY	I-23 - J-08
GALLEY	J-09 - J-14
HEATING & A/C	J-15 - J-20
INTERIOR FINISH	J-21 - K-01
LABEL	K-02 - K-10
LP	K-11
LOUNGE	K-12 - K-13
SEALANTS & FASTENERS	K-14 - K-16
WATER & SEWAGE	K-17 - K-21
WINDOW, VENT AND EXTERIOR DOOR	K-22 - L-20

HEATING & AIR CONDITIONING GROUP (CONTINUED)

ROOF A/C-13500 BTU, US & CANADIAN L29D

KEY PART NUMBER	U/M	DESCRIPTION
008356-01-000	EA	CONNECTOR-PLASTIC, 3/8" AVG
081606-01-708	EA	LIMIT SWITCH (OPEN 160,CLOSE 110), COLEMAN# 6703-3041

ROOF A/C

KEY PART NUMBER	U/M	DESCRIPTION
093763-01-03A	EA	A/C-ROOF, 13500 BTU - BEIGE - COLEMAN 6759D708/6759-808
093763-03-700	EA	SHROUD(BEIGE/CHARCOAL), COLEMAN# 6759-4581
093306-01-701	EA	DECAL PKG. LEFT&RIGHT, COLEMAN 6798B3591
093763-01-702	EA	OVERLOAD, COLEMAN# 6759-3931
093763-01-712	EA	FAN BLADE-CONDENSER, COLEMAN# 6733-3221
076303-01-712	EA	MOTOR, COLEMAN# 6707A3119
093763-01-703	EA	IMPELLOR-7" DIA X 2.8" WIDE, COLEMAN# 6759-3271
091225-01-709	EA	START RELAY, COLEMAN# 1497-4131
091225-01-710	EA	START CAPACITOR, COLEMAN# 1497-0881
073742-02-704	EA	RUN CAPACITOR (COMPRESSOR), COLEMAN 14994661
093763-01-704	EA	CAPACITOR-FAN, COLEMAN# 1499-3461
042204-01-709	EA	THERMOSTAT IN-64,OUT-58, COLEMAN# 6701-3401
042205-01-702	EA	THERMOSTAT IN-89,OUT-58, COLEMAN# 6703-3401
093763-01-706	EA	HEAT ELEMENT-COLEMAN# 6798-3321
093763-01-708	EA	CONDENSER COIL-COLEMAN# 1452-1251
093763-01-714	EA	COMPRESSOR-TECUMSEH, COLEMAN 6746-3599
093763-01-707	EA	EVAPORATOR COIL-COLEMAN# 1452-1351
073742-01-701	EA	SELECTOR SWITCH (5 TERMINAL), COLEMAN# 6759-3251
073742-01-702	EA	DECAL COOL ONLY, COLEMAN# 6759C3431
073742-01-703	EA	DECAL HEAT&COOL, COLEMAN# 6759-3491
081606-01-708	EA	LIMIT SWITCH (OPEN 160,CLOSE 110), COLEMAN# 6703-3041
091225-01-713	EA	KNOB (2 PER PACKAGE), COLEMAN# 6701-3351
076303-01-707	EA	FILTER-6" X 14 3/4" X 1/2", 12 PER PKG - COLEMAN 6703A3151
093763-01-710	EA	SINGLE PARTS PACKAGE, COLEMAN# 6759-5841
091225-01-717	EA	DECAL (THERMOSTAT) COOL ONLY, COLEMAN# 6799A3441
093763-01-705	EA	DECAL-HEAT/COOL THERMOSTAT, COLEMAN# 6799A3471
081606-01-712	EA	CEILING SHROUD (IVORY), COLEMAN# 6769-5061
093763-01-711	EA	GASKET PACKAGE, COLEMAN 67593281

CEILING ASSEMBLY

KEY PART NUMBER	U/M	DESCRIPTION
093764-01-000	EA	CEILING ASM-A/C COOL ONLY, TSR - COLEMAN 6759D714
102289-01-000	EA	SPRING-SCREW, ROOF A/C GASKET - COLEMAN 6757-150

HEATING & AIR CONDITIONING GROUP (CONTINUED)

ROOF A/C-13500 BTU, EUROPEAN L29D

KEY PART NUMBER	U/M	DESCRIPTION
008356-01-000	EA	CONNECTOR-PLASTIC, 3/8" AVG
092440-01-000	EA	A/C-ROOF, 13500 BTU - 220V - 50HZ - COLEMAN# 6713C750 PIECE PARTS N/A WHEN PROCESSED
092441-01-000	EA	CEILING ASM-A/C, 220V - 50HZ - COLEMAN# 6712ET16
102289-01-000	EA	SPRING-SCREW, ROOF A/C GASKET - COLEMAN 6757-150

ROOF A/C-13500 BTU, TWO UNITS - US & CANADIAN L29F

KEY PART NUMBER	U/M	DESCRIPTION
008356-01-000	EA	CONNECTOR-PLASTIC, 3/8" AVG
074983-01-000	EA	LABEL-A/C SELECTOR
093763-01-03A	EA	A/C-ROOF, 13500 BTU - BEIGE - COLEMAN 6759D708/6759-808
093763-03-700	EA	SHROUD(BEIGE/CHARCOAL), COLEMAN# 6759-4581
093306-01-701	EA	DECAL PKG. LEFT&RIGHT, COLEMAN 6798B3591
093763-01-702	EA	OVERLOAD, COLEMAN# 6759-3931
093763-01-712	EA	FAN BLADE-CONDENSER, COLEMAN# 6733-3221
076303-01-712	EA	MOTOR, COLEMAN# 6707A3119
093763-01-703	EA	IMPELLOR-7" DIA X 2.8" WIDE, COLEMAN# 6759-3271
091225-01-709	EA	START RELAY, COLEMAN# 1497-4131
091225-01-710	EA	START CAPACITOR, COLEMAN# 1497-0881
073742-02-704	EA	RUN CAPACITOR (COMPRESSOR), COLEMAN 14994661
093763-01-704	EA	CAPACITOR-FAN, COLEMAN# 1499-3461
042204-01-709	EA	THERMOSTAT IN-64,OUT-58, COLEMAN# 6701-3401
042205-01-702	EA	THERMOSTAT IN-89,OUT-58, COLEMAN# 6703-3401
093763-01-706	EA	HEAT ELEMENT-COLEMAN# 6798-3321
093763-01-708	EA	CONDENSER COIL-COLEMAN# 1452-1251
093763-01-714	EA	COMPRESSOR-TECUMSEH, COLEMAN 6746-3599
093763-01-707	EA	EVAPORATOR COIL-COLEMAN# 1452-1351
073742-01-701	EA	SELECTOR SWITCH (5 TERMINAL), COLEMAN# 6759-3251
073742-01-702	EA	DECAL COOL ONLY, COLEMAN# 6759C3431
073742-01-703	EA	DECAL HEAT&COOL, COLEMAN# 6759-3491
081606-01-708	EA	LIMIT SWITCH (OPEN 160,CLOSE 110), COLEMAN# 6703-3041
091225-01-713	EA	KNOB (2 PER PACKAGE), COLEMAN# 6701-3351
076303-01-707	EA	FILTER-6" X 14 3/4" X 1/2", 12 PER PKG - COLEMAN 6703A3151
093763-01-710	EA	SINGLE PARTS PACKAGE, COLEMAN# 6759-5841
091225-01-717	EA	DECAL (THERMOSTAT) COOL ONLY, COLEMAN# 6799A3441
093763-01-705	EA	DECAL-HEAT/COOL THERMOSTAT, COLEMAN# 6799A3471
081606-01-712	EA	CEILING SHROUD (IVORY), COLEMAN# 6769-5061
093763-01-711	EA	GASKET PACKAGE, COLEMAN 67593281

CEILING ASSEMBLY

KEY PART NUMBER	U/M	DESCRIPTION
093764-01-000	EA	CEILING ASM-A/C COOL ONLY, TSR - COLEMAN 6759D714
073937-03-000	EA	SWITCH-ROTARY SELECTOR, 3 DECK - A/C - CA20-USA892
073937-01-700	EA	KNOB-ROTARY SWITCH, A/C SELECTOR - 145749
102289-01-000	EA	SPRING-SCREW, ROOF A/C GASKET - COLEMAN 6757-150

ROOF A/C-13500 BTU - TWO UNITS - EUROPEAN L29F

KEY PART NUMBER	U/M	DESCRIPTION
008356-01-000	EA	CONNECTOR-PLASTIC, 3/8" AVG
074983-01-000	EA	LABEL-A/C SELECTOR
092440-01-000	EA	A/C-ROOF, 13500 BTU - 220V - 50HZ - COLEMAN# 6713C750
092441-01-000	EA	CEILING ASM-A/C, 220V - 50HZ - COLEMAN# 6712ET16 PIECE PARTS NOT AVAILABLE WHEN PROCESSED
092441-01-000	EA	CEILING ASM-A/C, 220V - 50HZ - COLEMAN# 6712ET16 PIECE PARTS NOT AVAILABLE WHEN PROCESSED
073937-03-000	EA	SWITCH-ROTARY SELECTOR, 3 DECK - A/C - CA20-USA892
073937-01-700	EA	KNOB-ROTARY SWITCH-A/C SEL
008311-01-000	EA	CONNECTOR-WIRE NUT, INSULATED - RED
008328-01-000	EA	TERMINAL-RING, 12/10 WIRE - #10 STUD FIT
000G67-10-12P	EA	SCREW, 10-12 X .75 PPH - DARK BROWN
009439-07-000	EA	SCREW, 8-32 X 1 1/4 POH - BLACK
000G67-10-12B	EA	SCREW, 10-12 X 3/4 PPH - ZN
102289-01-000	EA	SPRING-SCREW, ROOF A/C GASKET - COLEMAN 6757-150

1991 WINNEBAGO

TABLE OF CONTENTS

INTRODUCTION	A-01 - A-02
ABBREVIATIONS	A-03
ALPHABETICAL INDEX	A-04 - A-06
WCN28RT	A-07 - G-10
WCN32RQ	G-11 - L-2C

1991 WCN32RQ INDEX

FLOOR PLAN	G-11 - G-12
ACCESSORIES	G-13 - G-24
BATH	H-01 - H-04
BEDROOM	H-05 - H-08
CHASSIS	H-09 - H-24
C C & PAD	I-01 - I-08
DINETTE	I-09 - I-10
DRIVERS	I-11 - I-14
ELECTRICAL	I-15 - I-22
EXTERIOR BODY	I-23 - J-08
GALLEY	J-09 - J-14
HEATING & A/C	J-15 - J-20
INTERIOR FINISH	J-21 - K-01
LABEL	K-02 - K-10
LP	K-11
LOUNGE	K-12 - K-13
SEALANTS & FASTENERS	K-14 - K-16
WATER & SEWAGE	K-17 - K-21
WINDOW, VENT AND EXTERIOR DOOR	K-22 - L-20

INTERIOR FINISH GROUP

ASSIST HANDRAIL

KEY PART NUMBER	U/M	DESCRIPTION
M99692-01-B07	EA	HAND RAIL ASM-ENT W/O BRKTS
042438-06-000	EA	DOWEL-WOOD, 1.5" X 26" - OAK
099682-01-01A	EA	BRACKET-MOUNTING, HANDRAIL - BRASS

ASSIST HANDLE & ENTRY DOOR STRIKE COVER

KEY PART NUMBER	U/M	DESCRIPTION
077461-01-000	EA	COVER-STRIKE, ENTRY DOOR - 6.5" X 2.56" - PLASTIC - BEIGE FROM: 00-00-00 THRU: 07-09-90
077461-03-000	EA	COVER-STRIKE, ENTRY DOOR - 6.5" X 2.5" - PLASTIC - OFF WHITE FROM: 07-10-90 THRU: 99-99-99
069173-02-000	EA	BRACKET-MOUNTING, ASSIST HANDLE
000C16-07-16B	EA	BOLT-CARRIAGE, ASSIST HANDLE - 7/16" - 14 X 1" ZN
000D20-07-00B	EA	NUT-ACORN, ASSIST HANDLE - 7/16" X 14 ZN
053552-02-AAB	EA	HANDLE-ASSIST, INTERIOR - ENTRY DOOR - VINYL - OFF WHITE

BATH DOOR LATCH AND HARDWARE

KEY PART NUMBER	U/M	DESCRIPTION
093168-01-01A	EA	TRIM-DOOR, BATH - 75.4" - TAN
093169-01-01A	EA	TRIM-DOOR, BATH - 75" - TAN
009059-02-000	EA	HINGE-2" X 2.7", BRASS
094485-01-01A	EA	KNOB-DOOR, POLISHED BRASS
093184-01-01A	EA	PLATE-STRIKE, BATH DOOR - TAN
093213-01-000	EA	CATCH-ROLLER, NYLON
009059-01-000	EA	HINGE-2" X 1.4", BRASS
009059-02-000	EA	HINGE-2" X 2.7", BRASS
061604-01-000	EA	SLIDE-BOLT, ANTIQUE BRASS
092652-01-000	EA	GUIDE WHEEL-DOOR, TOP MOUNT
093212-01-01A	EA	BOLT-DOOR, BRASS
093832-01-01A	EA	KNOB-DOOR, BRIGHT BRASS

BATT STRIPS

KEY PART NUMBER	U/M	DESCRIPTION
085284-03-000	FT	BATT STRIP WOODGRAIN PANELING, ADHESIVE BACK - REGAL OAK
085284-03-700	FT	BATT STRIP-ADHESIVE BACKED, 3" WIDE - WOODGRAIN
088263-56-000	EA	BATT STRIP-BATH PANELING, 8' EA
085284-43-000	FT	BATT STRIP-BATH PANELING, ADHESIVE BACKED
088263-57-000	EA	BATT STRIP-MAIN, DECOR - 8' EA
085284-44-000	FT	BATT STRIP-MAIN, DECOR - ADHESIVE BACK
086229-04-000	EA	BATTEN-CEILING, 1" - IVORY - 6' LONG
086229-01-000	EA	RETAINER-BATTEN, CEILING - .75" WIDE - 7.6' EA
022992-11-000	FT	MOLDING-REVERSE COVE, T-SHAPED - VINYL - IVORY FROM: 00-00-00 THRU: 04-15-90

INTERIOR FINISH GROUP (CONTINUED)

CABINET AND WALL MOLDINGS AND TRIMS

KEY PART NUMBER	U/M	DESCRIPTION
099571-01-01A	EA	TRIM-ROOF COVE, INTERIOR - OFF WHITE - 12'
102239-01-01A	EA	COVER-SPLICE, COVE TRIM - 1.5" X 3" - PLASTIC - OFF WHITE
009767-12-000	FT	MOLDING-SIDEWALL TO CEILING/CABINET - WELTING - OFF WHITE
077840-14-W24	EA	MOLDING-CAP, WALL - WOOD - W/LIP - 1.4" X 80"
009809-24-000	EA	MOLDING-PLASTIC CORNER, OUTSIDE - 1" - PECAN
077840-01-W30	EA	MOLDING-WALL CAP, 8' LONG - L-SHAPED WOOD
042357-17-000	EA	MOLDING-CORNER, RADIUS - 1.5" X 7' EA - PLASTIC - PECAN
076325-23-000	FT	MOLDING-EDGE BAND, 1 5/16" - AB6 - BLUE
092331-H1-830	EA	MOLDING-.7" X 3.5" X 72", VINYL WRAPPED
076325-30-000	FT	MOLDING-EDGE BAND, 1 5/16" FROM: 00-00-00 THRU: 05-27-90
076325-28-000	FT	MOLDING-EDGE BAND, 1 5/16" FROM: 05-28-90 THRU: 99-99-99
083620-01-000	FT	T-MOLDING, END CAP EDGE - 3/4" - BROWN FROM: 00-00-00 THRU: 05-18-90
083620-07-000	FT	T-MOLDING, END CAP EDGE - 3/4" - PECAN FROM: 05-19-90 THRU: 99-99-99
081521-02-007	EA	MOUNT-METAL MOLDING, FOR RADIUS CORNER MOLDING - 12.5'
M03450-03-000	EA	TRIM-OAK, MIRROR
070504-01-000	FT	TRIM-PLASTIC U-CHANNEL, 1/16" - LIGHT BROWN
100659-01-B03	EA	TRIM-FLOOR, 72" X 1" X 1/2" - WOOD
052859-01-W30	FT	TRIM-EDGE, FABRIC - VINYL - BEIGE
100182-10-B07	EA	TRIM-CHAIR RAIL, WALL - 2.5" X 8" - WOOD
070504-20-000	FT	U-CHANNEL, .815" - PLASTIC - PECAN
080176-03-000	EA	CAP-CORNER, RADIUS - TOP - PECAN
074045-01-000	EA	PLUG-OAK, 1/2" DIAMETER
093273-01-Y12	EA	LUMBER-DRILLED, 78.7" - AT BIFOLD DOOR HINGE END
076699-01-016	EA	LUMBER-.7" X 1.4" X 70.8", W/7 DEGREE BEVEL ON 1 FACE
093281-01-Y12	EA	TRIM-OAK, DOOR - 2" X 74.3"

WALL CLOCK

KEY PART NUMBER	U/M	DESCRIPTION
100793-01-01A	EA	CLOCK-WALL, OVAL - 9.5" X 11.1"

DINETTE TABLE HARDWARE

KEY PART NUMBER	U/M	DESCRIPTION
004354-01-000	EA	BUMPER-RUBBER - BROWN
088410-01-000	EA	BRACKET-LIFT, TABLE MOUNTED - BEIGE
092708-01-Y15	EA	LEG-TABLE
092593-01-04A	EA	CATCH-TABLE LEG, BEIGE
093550-01-000	EA	BRACKET-FOLDING LEG
024275-11-000	EA	ROD-TABLE LIFT, 8" X 18.5" - BEIGE
024281-11-000	EA	BRACKET-LIFT ROD, LOWER WALL MOUNTED - 17.12" - BEIGE
053200-09-000	EA	SUPPORT-TABLE, 18.5" BEIGE
064781-06-000	EA	HOLDER-CUP, TWO STEP - OFF WHITE

**1991 WINNEBAGO
TABLE OF CONTENTS**

INTRODUCTION	A-01 - A-02
ABBREVIATIONS	A-03
ALPHABETICAL INDEX	A-04 - A-06
WCN28RT	A-07 - G-10
WCN32RQ	G-11 - L-20

1991 WCN32RQ INDEX

FLOOR PLAN	G-11 - G-12
ACCESSORIES	G-13 - G-24
BATH	H-01 - H-04
BEDROOM	H-05 - H-08
CHASSIS	H-09 - H-24
C C & PAD	I-01 - I-08
DINETTE	I-09 - I-10
DRIVERS	I-11 - I-14
ELECTRICAL	I-15 - I-22
EXTERIOR BODY	I-23 - J-08
GALLEY	J-09 - J-14
HEATING & A/C	J-15 - J-20
INTERIOR FINISH	J-21 - K-01
LABEL	K-02 - K-10
LP	K-11
LOUNGE	K-12 - K-13
SEALANTS & FASTENERS	K-14 - K-16
WATER & SEWAGE	K-17 - K-21
WINDOW, VENT AND EXTERIOR DOOR	K-22 - L-20

INTERIOR FINISH GROUP (CONTINUED)

DRAWER AND SLIDES

KEY PART NUMBER	U/M	DESCRIPTION
084466-06-000	EA	SLIDE-COMLETE, 12"
084466-02-000	EA	SLIDE-DRAWER, DRIVER
084466-03-000	EA	SLIDE-DRAWER, PASSENGER
037688-03-000	EA	GLIDE-CENTER, DRAWER
037688-01-000	FT	RAIL-V GUIDE, DRAWER
037688-04-000	EA	BRACKET-RAIL MOUNTING, FRONT
037688-05-000	EA	BRACKET-RAIL MOUNTING, REAR

FABRICS AND TRIMS

KEY PART NUMBER	U/M	DESCRIPTION
029012-01-000	BF	FOAM-ROLLED, 3/8" THICK - 72" WIDE
096008-62-000	YD	FABRIC-UPHOLSTERY, PLAIN - 54" - B07 - CAMEO BLUE
096008-60-000	YD	FABRIC-UPHOLSTERY, PLAIN - 54" - B08 - AUTUMN LEAVES
096008-63-000	YD	FABRIC-UPHOLSTERY, PLAIN - 54" - B09 - WINTER FOREST
096008-64-000	YD	FABRIC-UPHOLSTERY, DOTTED - 54" - B08 - AUTUMN LEAVES
096008-65-000	YD	FABRIC-UPHOLSTERY, SQUARES - 54" - B09 - WINTER FOREST
096008-68-000	YD	FABRIC-UPHOLSTERY, PATTERN - 54" - B07 - CAMEO BLUE
096008-67-000	YD	FABRIC-UPHOLSTERY, PATTERN - 54" - B08 - AUTUMN LEAVES
096008-66-000	YD	FABRIC-UPHOLSTERY, PATTERN - 54" - B09 - WINTER FOREST
072333-77-000	YD	FABRIC-CURTAIN, 54" WIDE - B07 - CAMEO BLUE
		FROM: 00-00-00 THRU: 10-04-90
072333-79-000	YD	FABRIC-CURTAIN, 54" WIDE - B07 - CAMEO BLUE
		FROM: 10-05-90 THRU: 99-99-99
072333-77-000	YD	FABRIC-CURTAIN, 54" WIDE - B08 - AUTUMN LEAVES
072333-76-000	YD	FABRIC-CURTAIN, 54" WIDE - B09 - WINTER FOREST
088273-58-000	YD	FABRIC-BEDSPREAD/CURTAIN, 54" - B07 - CAMEO BLUE
088273-57-000	YD	FABRIC-BEDSPREAD/CURTAIN, 54" - B08 - AUTUMN LEAVES
088273-56-000	YD	FABRIC-BEDSPREAD/CURTAIN, 54" - B09 - WINTER FOREST
087272-01-000	YD	FABRIC-LINING, CURTAIN - 48" WIDE - IVORY
081926-01-000	YD	BACKING-QUILTING, MATTRESS COVER - 59" WIDE - WHITE
079680-07-000	YD	FABRIC-VINYL, 54" WIDE - OFF WHITE
076796-03-000	SF	VINYL-FOAMBACK, BEIGE
089351-03-000	YD	VINYL-HEADLINER, DIAMOND DESIGN - 54" WIDE
079680-01-000	YD	FABRIC-VINYL, 54" WIDE - BEIGE
079349-01-AA1	YD	WELTING-FABRIC, B07 - CAMEO BLUE
079349-01-B03	YD	WELTING-FABRIC, B08 - AUTUMN LEAVES
079349-01-B09	YD	WELTING-FABRIC, B09 - WINTER FOREST

FLOOR COVERINGS & COMPONENTS

KEY PART NUMBER	U/M	DESCRIPTION
096060-14-000	SY	CARPET, 12" WIDE ROLLS - B07 - CAMEO BLUE - INC. OF 4 SY
096060-15-000	SY	CARPET, 12" WIDE ROLLS - B08 - MINK BROWN - INC. OF 4 SY
096060-16-000	SY	CARPET, 12" WIDE ROLLS - B09 - PINE MIST - INC. OF 4 SY
093486-01-000	SY	CARPET-COMPARTMENT, 54" WIDE - DARK GRAY
047034-02-000	SF	PLASTIC-CARPET, 4" WIDE - CLEAR POLY
075233-01-000	SY	PAD-CARPET, 3/8" X 6"
076314-02-000	FT	TAPE-CARPET SEAM, HEAT-BOND
M03939-06-Y12	EA	PLASTIC CARPET TRIM, N SERIES A
077309-02-000	EA	TRIM-STEP BOX
068412-04-000	EA	TRIM-STEPBOX, ENTR, 0580, BEIGE
089326-01-000	EA	GRILLE-FLOOR
092893-02-01A	EA	LINER-STEP BOX, BLACK 126 MM
097875-01-01A	EA	THRESHOLD-CAB DOOR - 26.5" - BLACK

FLOOR MATS

KEY PART NUMBER	U/M	DESCRIPTION
081075-01-000	EA	MAT-FLOOR, ENTRANCE
081201-01-000	EA	MAT-FLOOR, FRONT - DRIVER
081202-01-000	EA	MAT-FLOOR, FRONT - PASSENGER

INTERIOR FINISH GROUP (CONTINUED)

CABINET HARDWARE

KEY PART NUMBER	U/M	DESCRIPTION
057882-04-000	SF	TAMBOUR-DOOR, 4' X 8' SHEET
M97191-01-000	EA	HANDLE-DOOR, TAMBOUR
097141-01-000	EA	TRACK-SPIRAL, TAMBOUR DOOR - DRIVER SIDE - 24" LONG
097141-02-000	EA	TRACK-SPIRAL, TAMBOUR DOOR, PASSENGER SIDE - 24" LONG
054856-01-000	EA	RAIL-CORNER, BED - METAL - BEIGE
072369-19-000	EA	MESH-EXPANDED, 15.5" X 6.5" - BRONZE
098979-01-000	EA	CLIP-ADJUSTABLE SHELF
098980-02-000	EA	PILASTER-ADJUSTABLE SHELF, 12" LONG
023320-01-000	EA	PAD-FELT, 3/8" DIAMETER - BROWN
059777-02-000	EA	HINGE-CABINET DOOR, BURNISHED BRASS
096645-01-000	EA	PULL-CABINET, BRASS
016604-01-000	EA	BRACE-CABINET, ANGLED METAL - 2.5"
083204-02-000	EA	BUTTON-MIRROR RETAINING
016604-03-000	EA	BRACE-CABINET ANGLE, 2.5" - BEIGE
042356-01-000	EA	PLUG-BUTTON-MAHOGANY 3/8 DIA
074045-01-000	EA	PLUG-OAK, 1/2" DIAMETER
093586-03-000	EA	CATCH-SPRING, ROLLER
093586-04-000	EA	STRIKE-SPRING STEEL
065740-01-000	EA	BRACE-CABINET CORNER, PLASTIC
074493-02-000	EA	SUPPORT-OVERHEAD DOOR, SPRUNG
081295-01-U01	EA	SUPPORT-BASE, DINETTE - 1.5" X 28" - WOOD
085774-01-000	FT	FASTENER-DUAL HOOK, 1" WIDE - ADHESIVE BACK - BLACK
085774-02-000	FT	FASTENER-DUAL LOOP, 1" WIDE - ADHESIVE BACK - BLACK
075943-02-000	EA	BRACE-ANGLE, W/HOLES - 1" X 1.5" X 14" - ALUMINUM - BEIGE
068716-01-001	EA	BRACE-90 DEGREE ANGLE, 192" - EXTRUDED ALUMINUM
029094-04-000	YD	VELCRO TAPE-LOOP, 1" WIDE - BLACK
029096-03-000	YD	VELCRO TAPE-HOOK, 1" WIDE - BLACK
009018-01-000	EA	CATCH-SCREEN DOOR ROLLER
079921-01-000	EA	ROLLER-NYLON, W/STEEL SHAFT - BARBED
000736-01-000	EA	PULL-RECESSED, 1.25" X 4" - OAK
096764-02-000	EA	SLIPNOT-ANTISLIP, 1" WIDE (100' ROLLS)
		FROM: 02-05-90 THRU: 02-23-90
091261-01-000	FT	BACKING-NON SKID, 1" WIDE (100' ROLL)
		FROM: 02-24-90 THRU: 99-99-99
084356-03-000	EA	INSERT-TV STAND TAN
084412-01-000	EA	SUPPORT-HINGED
084451-01-000	EA	CATCH-TV SHELF, BRASS
084625-02-000	EA	HINGE-ALUMINUM, W/HOLES - 17.2" - TAN
384413-01-000	EA	HINGE-CONTINUOUS, ALUMINUM - 1" X 72" - W/HOLES
093276-01-000	EA	BRACE-PROP ROD, GAS
089024-01-000	EA	SUPPORT-SPRING, TO FLOOR
089025-01-000	EA	SUPPORT-SPRING, TO BED
088189-02-Y12	EA	HINGE-BED, TOP LIFT - METAL - BEIGE
077252-01-000	EA	PIN-HINGE
086235-02-000	EA	BEARING-SNAPIN, 3/16" ID X 3/16"
057460-02-000	EA	STUD-BALL, GAS SPRING - 10MM - 5/16" - 18
057460-03-000	EA	CLIP-SAFETY, WIREFORM TYPE - GAS SPRING
057460-04-000	EA	SPRING-GAS
057205-04-000	EA	SUPPORT-BED, 20" - METAL - BEIGE

**1991 WINNEBAGO
TABLE OF CONTENTS**

INTRODUCTION	A-01 - A-02
ABBREVIATIONS	A-03
ALPHABETICAL INDEX	A-04 - A-06
WCN28RT	A-07 - G-10
WCN32RQ	G-11 - L-20

1991 WCN32RQ INDEX

FLOOR PLAN	G-11 - G-12
ACCESSORIES	G-13 - G-24
BATH	H-01 - H-03
BEDROOM	H-05 - H-08
CHASSIS	H-09 - H-24
C C & PAD	I-01 - I-08
DINETTE	I-09 - I-10
DRIVERS	I-11 - I-14
ELECTICAL	I-15 - I-22
EXTERIOR BODY	I-23 - J-08
GALLEY	J-09 - J-14
HEATING & A/C	J-15 - J-20
INTERIOR FINISH	J-21 - K-01
LABEL	K-02 - K-10
LP	K-11
Lounge	K-12 - K-13
SEALANTS & FASTENERS	K-14 - K-16
WATER & SEWAGE	K-17 - K-21
WINDOW, VENT AND EXTERIOR DOOR	K-22 - L-20

INTERIOR FINISH GROUP (CONTINUED)

MIRROR

KEY PART NUMBER	U/M	DESCRIPTION
093446-03-Y15	EA	MIRROR-WOOD FRAMED
058331-08-000	EA	MIRROR-GLASS, SAFETY - 24" X 30"
058331-18-000	EA	MIRROR-SAFETY GLASS, 11.25" X 22.4"
058331-22-000	EA	MIRROR-GLASS, SAFETY - 17" X 44.5"
058331-10-000	EA	MIRROR-GLASS, SAFETY - 14" X 17"
009089-01-000	EA	CLIP-MIRROR

PANELING AND LAMINATES

KEY PART NUMBER	U/M	DESCRIPTION
074497-10-000	SF	PANELING-WOODGRAIN, 4' X 8' - INCREMENTS OF 32 SF
088272-72-000	SF	PANELING-SHOWER, 4' X 7' - OFF WHITE - INC. OF 28 SF
088272-77-000	SF	PANELING-BATH, 4' X 7' - INCREMENTS OF 28 SF
088272-78-000	SF	PANELING-MAIN, DECOR - 4' X 7' - INC OF 28 SF
074498-36-000	SF	LAMINATE-PLASTIC, 5' X 8' - INCREMENTS OF 40 SF
093743-01-02A	SF	PLASTIC-ABS, 11.5" WIDE - OFF WHITE
000885-34-000	SF	PARTICLE BOARD-VINYL COVERED, 1 SIDE - WOODGRAIN 3/8" X 49" X 97" - INCREMENTS OF 32 SF
000885-36-000	SF	PARTICLE BOARD-VINYL COVERED, 2 SIDED - .75" X 5' X 8' - WOODGRAIN
089297-01-000	SF	PLYWOOD-LUAN, OVERLAY GRADE-.10" X 4' X 8' INC. OF 32 SF
089297-01-000	SF	PLYWOOD-LUAN, OVERLAY GRADE - 4' X 8' - INC OF 32 SF

LABEL & TAG GROUP

CALIFORNIA CHASSIS (OPT 37P)

KEY PART NUMBER	U/M	DESCRIPTION
062043-01-000	EA	LABEL-FUEL, UNLEADED
074559-01-000	EA	DECAL-LOGO, LPG - RED - (CALIF CODE)
091243-01-000	EA	LABEL-A/C COVER, CEILING
093236-05-000	EA	LABEL-CIRCUIT BREAKER, MAIN
006195-01-000	EA	LABEL-ELECTRICAL TEST
006196-01-000	EA	LABEL-GAS TEST
006197-01-000	EA	LABEL-WATER TEST
050225-01-000	EA	LABEL-WARNING, STOVE VENT - US
061606-01-000	EA	LABEL-OVERLAY, VEHICLE CERTIFICATION - ADHESIVE BACKED
056259-01-000	EA	LABEL-SAFETY CHECK LIST SUNVISOR
098641-01-000	EA	LABEL-FUEL, UNLEADED - DASH

FROM: 09-11-89 THRU: 01-14-90

CANADIAN EXPORT

KEY PART NUMBER	U/M	DESCRIPTION
006040-02-000	EA	TAG-GAS REFUEL WARNING, CANADIAN
006019-01-000	EA	TAG-RVI APPROVED, PLASTIC
006040-01-000	EA	TAG-GAS REFUELING WARNING
006062-01-000	EA	TAG-ELECTRIC 110V CONNECTION
091243-01-000	EA	LABEL-A/C COVER - CANADIAN EXPORT
091224-02-000	EA	LABEL-TRAILER LIGHTING
090342-01-000	EA	LABEL-VAPOR RELIEF
087207-02-000	EA	LABEL-FUEL CAP REMOVAL
087207-05-000	EA	LABEL-FUEL CAP REMOVAL
077510-01-000	EA	LABEL-GENERATOR PREP
075221-03-000	EA	LABEL-TRAILER HITCH
075220-01-000	EA	LABEL-WARNING, EXTERIOR LOAD
062043-01-000	EA	LABEL-FUEL, UNLEADED
061417-01-000	EA	LABEL-FUEL
054531-01-000	EA	LABEL-LP GAS ONLY
006188-01-000	EA	LABEL WASTE WATER
006187-01-000	EA	LABEL-SEWAGE
093236-05-000	EA	LABEL-CIRCUIT BREAKER, MAIN
006195-01-000	EA	LABEL-ELECTRICAL TEST
006196-01-000	EA	LABEL-GAS TEST
006197-01-000	EA	LABEL-WATER TEST
050225-01-000	EA	LABEL-WARNING, STOVE VENT - US
056259-01-000	EA	LABEL-SAFETY CHECK LIST
061806-01-000	EA	LABEL-OVERLAY, VEHICLE CERTIFICATION - ADHESIVE BACK
006199-01-000	EA	LABEL-EXIT, "ESCAPE WINDOW"
047731-01-000	EA	LABEL-EMERGENCY EXIT

CALIFORNIA CHASSIS OPTION L37P

KEY PART NUMBER	U/M	DESCRIPTION
062043-01-000	EA	LABEL-FUEL, UNLEADED
074559-01-000	EA	DECAL-LOGO, LPG - RED - (CALIF CODE)
099689-01-000	EA	LABEL-WARNING, CANCER/TOXICITY
006040-02-000	EA	TAG-GAS REFUEL WARNING, CANADIAN

AIR RIDE SUSPENSION OPTION L60B

KEY PART NUMBER	U/M	DESCRIPTION
093237-04-000	EA	LABEL-CIRCUIT BREAKER, FRONT - AIR BAG COMP

DRIVER POWER SEAT OPTION L63M

KEY PART NUMBER	U/M	DESCRIPTION
093237-02-000	EA	LABEL-CIRCUIT BREAKER, FRONT - POWER SEAT

**1991 WINNEBAGO
TABLE OF CONTENTS**

INTRODUCTION	A-01 - A-02
ABBREVIATIONS	A-03
ALPHABETICAL INDEX	A-04 - A-06
WCN28RT	A-07 - G-10
WCN32RQ	G-11 - L-20

1991 WCN32RQ INDEX

FLOOR PLAN	G-11 - G-12
ACCESSORIES	G-13 - G-24
BATH	H-01 - H-04
BEDROOM	H-05 - H-08
CHASSIS	H-09 - H-24
C C & PAD	I-01 - I-08
DINETTE	I-09 - I-10
DRIVERS	I-11 - I-14
ELECTRICAL	I-15 - I-22
EXTERIOR BODY	I-23 - J-08
GALLEY	J-09 - J-14
HEATING & A/C	J-15 - J-20
INTERIOR FINISH	J-21 - K-01
LABEL	K-02 - K-10
LP	K-11
LOUNGE	K-12 - K-13
SEALANTS & FASTENERS	K-14 - K-16
WATER & SEWAGE	K-17 - K-21
WINDOW, VENT AND EXTERIOR DOOR	K-22 - L-20

LABEL & TAG GROUP (CONTINUED)
LABELS & TAGS

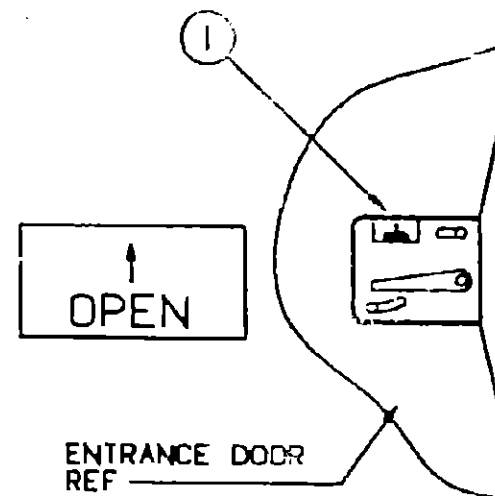
LABEL & TAG GROUP (CONTINUED)

1991 WINNEBAGO
TABLE OF CONTENTS

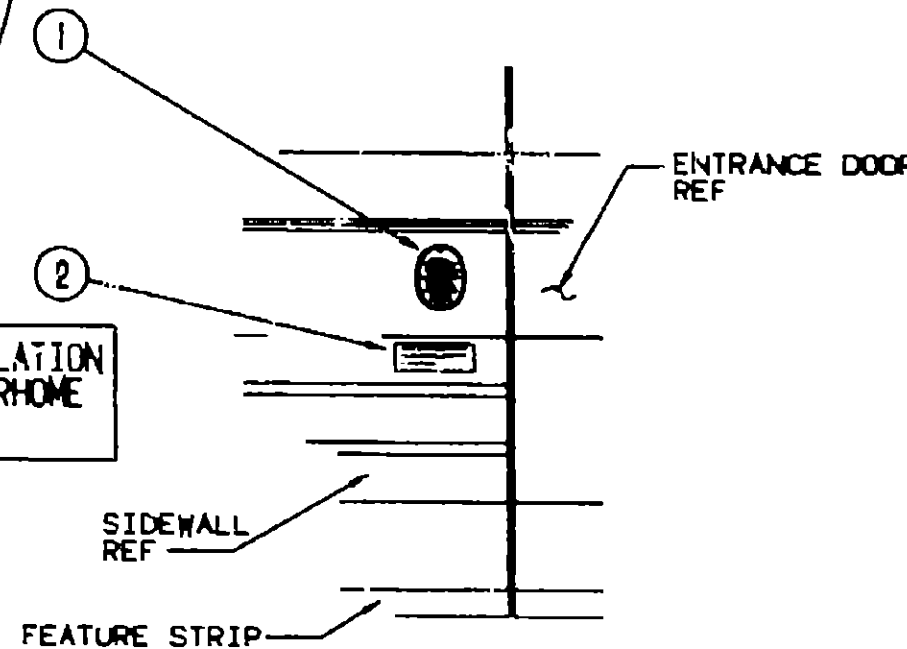
INTRODUCTION	A-01 - A-02
ABBREVIATIONS	A-03
ALPHABETICAL INDEX	A-04 - A-06
WCN28RT	A-07 - G-10
WCN32RQ	G-11 - L-20

KEY PART NUMBER	U/M	DESCRIPTION
093236-01-000	EA	LABEL-CIRCUIT BREAKER, MAIN
093237-01-000	EA	LABEL-CIRCUIT BREAKER, FRONT - BATTERY CONDITION/RADIO
093237-03-000	EA	LABEL-CIRCUIT BREAKER, FRONT - POWER SEAT (LIFT)
093237-07-000	EA	LABEL-CIRCUIT BREAKER, FRONT - REAR PANEL
093237-07-000	EA	LABEL-CIRCUIT BREAKER, FRONT - REAR PNL/CONV
093237-09-000	EA	LABEL-CIRCUIT BREAKER, FRONT - INVERTER
096506-01-000	EA	LABEL-"COMPARTMENT NOT SEALED"
050225-01-000	EA	LABEL-WARNING, STOVE VENT - US
087236-01-000	EA	LABEL-CABLE, INPUT
087236-02-000	EA	LABEL-TV, OUTLET
006031-01-000	EA	LABEL-POTABLE WATER ONLY
061606-01-000	EA	LABEL-OVERLAY, VEHICLE CERTIFICATION - ADHESIVE BACKED
079966-01-000	EA	LABEL-WARNING, STOWED, MOTION
088757-01-000	EA	LABEL-RETAIL, 8 5/8" X 12 7/8"
090342-01-000	EA	LABEL-VAPOUR RELIEF
099509-01-000	EA	LABEL-AWNING INSTALLATION
061417-01-000	EA	LABEL-FUEL, ON FUEL FILL DOOR
073998-01-000	EA	LABEL-LPG ODOR WARNING
094675-01-000	EA	LABEL-EXTERIOR LIGHT, SERVICE
096506-01-000	EA	LABEL-"COMPARTMENT NOT SEALED"
050225-01-000	EA	LABEL-WARNING, STOVE VENT - US
006195-01-000	EA	LABEL-ELECTRICAL TEST
006196-01-000	EA	LABEL-GAS TEST
006197-01-000	EA	LABEL-WATER TEST
061606-01-000	EA	LABEL-OVERLAY, VEHICLE CERTIFICATION - ADHESIVE BACKED
096506-01-000	EA	LABEL-"COMPARTMENT NOT SEALED"
006064-01-000	EA	LABEL-SEAT W/O SEATBELT NOT INTENDED FOR USE WHILE COACH IN MOTION
006064-01-000	EA	LABEL-SEAT W/O SEATBELT
088757-01-000	EA	LABEL-RETAIL, 8 5/8" X 12 7/8"

FROM: 00-00-00 THRU: 09-14-90



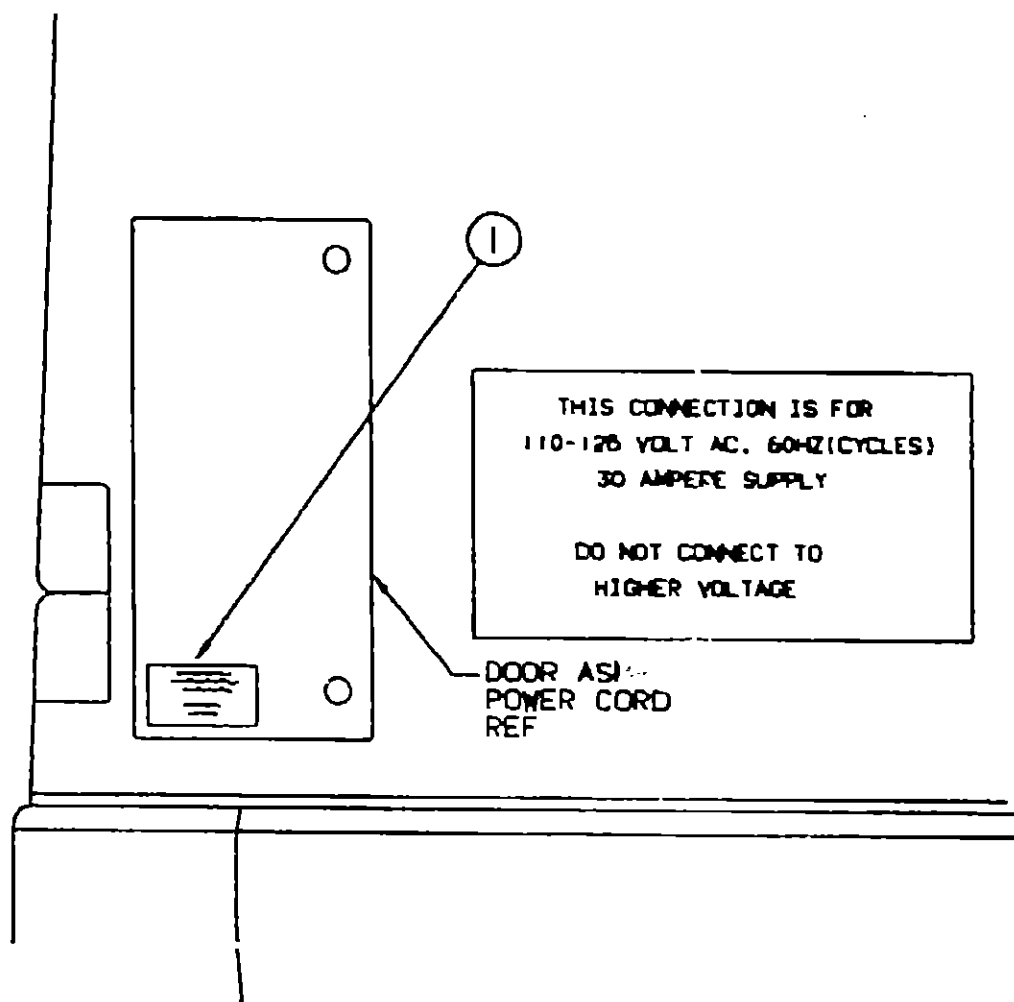
KEY PART NUMBER	U/M	DESCRIPTION
1 040944-01-000	EA	LABEL-ENTRANCE DOOR, "OPEN"



KEY PART NUMBER	U/M	DESCRIPTION
1 006019-01-000	EA	TAG-RVI APPROVED, PLASTIC

1991 WCN32RQ INDEX


FLOOR PLAN	G-11 - G-12
ACCESSORIES	G-13 - G-24
BATH	H-01 - H-04
BEDROOM	H-05 - H-08
CHASSIS	H-09 - H-24
C C & PAD	I-01 - I-08
DINETTE	I-09 - I-10
DRIVERS	I-11 - I-14
ELECTRICAL	I-15 - I-22
EXTERIOR BODY	I-23 - J-08
GALLEY	J-09 - J-14
HEATING & A/C	J-15 - J-20
INTERIOR FINISH	J-21 - K-01
LABEL	K-02 - K-10
LP	K-11
LOUNGE	K-12 - K-13
SEALANTS & FASTENERS	K-14 - K-16
WATER & SEWAGE	K-17 - K-21
WINDOW, VENT AND EXTERIOR DOOR	K-22 - L-20



KEY PART NUMBER	U/M	DESCRIPTION
1 006062-01-000	EA	TAG ELECTRIC, 110V CONNECTION

LABEL & TAG GROUP (CONTINUED)

LABELS & TAGS

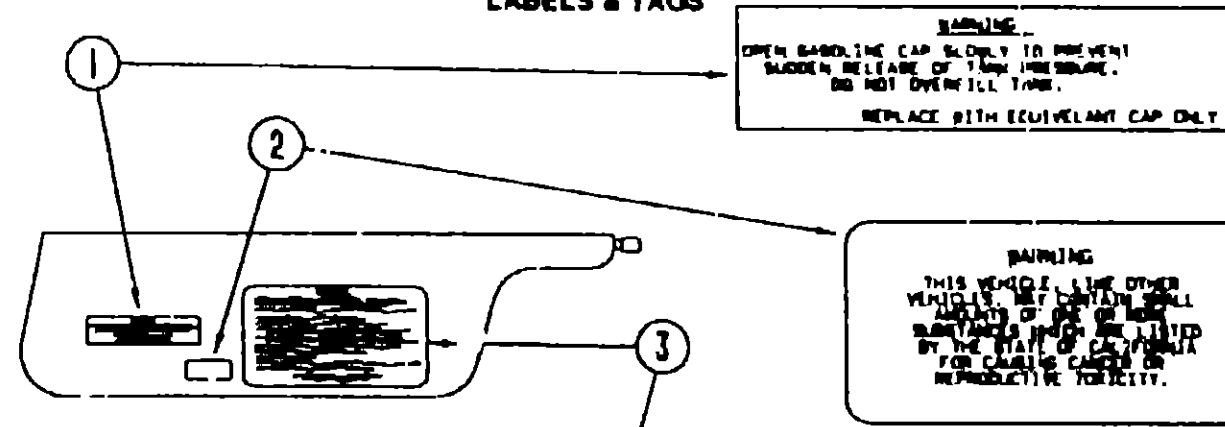


IF YOU SMELL GAS

1. EXTINGUISH ANY OPEN FLAME, PILOT LIGHTS AND ALL SMOKING MATERIALS.
2. SHUT OFF THE GAS SUPPLY AT THE TANK VALVE OR GAS SUPPLY CONNECTION.
3. OPEN DOORS AND OTHER VENTILATING OPENINGS.
4. DO NOT TOUCH ELECTRICAL SWITCHES.
5. LEAVE THE AREA UNTIL ODOR CLEARS.
6. HAVE THE GAS SYSTEM CHECKED AND LEAKAGE SOURCE CORRECTED BEFORE USING AGAIN.

LABEL & TAG GROUP (CONTINUED)

LABELS & TAGS



WARNING
OPEN BASELINE CAP SLOWLY TO PREVENT
SUDDEN RELEASE OF TANK PRESSURE.
DO NOT OVERTIGHTEN TANK.
REPLACE WITH EQUIVALENT CAP ONLY

WARNING
THIS VEHICLE LIKE OTHER
VEHICLES, MAY CONTAIN SMALL
AMOUNTS OF ONE OR MORE
SUBSTANCES WHICH ARE LISTED
BY THE STATE OF CALIFORNIA
FOR CAUSING CANCER OR
REPRODUCTIVE TOXICITY.

CAUTION

THIS MOTOR HOME HAS BEEN DESIGNED, MANUFACTURED AND TESTED WITH CONCERN FOR THE PROTECTION OF IT'S OCCUPANTS. WE RECOMMEND YOU PERFORM THE FOLLOWING INSPECTIONS FOR YOUR SAFETY AND THE SAFETY OF YOUR PASSENGERS BEFORE STARTING YOUR VEHICLE.

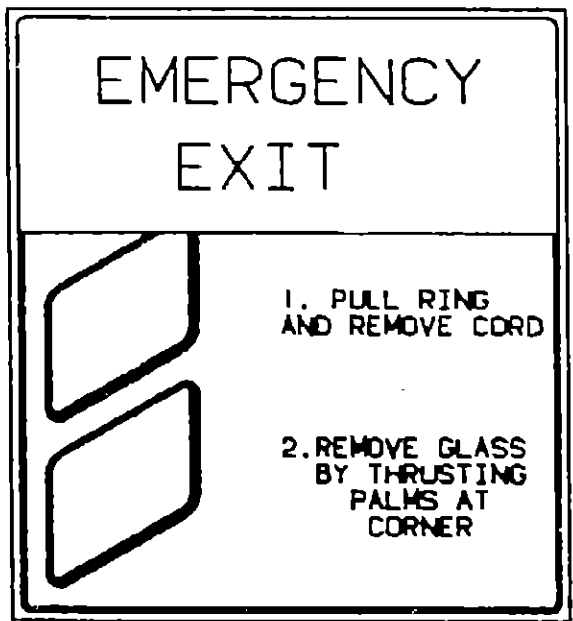
1. LP GAS SYSTEM- TURN OFF AT TANK FOR TRAVELING. TEST FOR LEAKS UPON ARRIVAL AT DESTINATION. BEFORE LIGHTING PILOTS.
2. WHEELS- INSPECT FOR DAMAGE AND CHECK LUG NUTS FOR TIGHTNESS.
3. TIRES- INSPECT FOR WEAR AND DAMAGE AND CHECK FOR RECOMMENDED AIR PRESSURE.
4. LIGHTING- TEST FOR PROPER OPERATION OF ALL INTERIOR AND EXTERIOR LIGHTS INCLUDING DASH LIGHTS, HEADLIGHTS, TAIL LIGHTS, BRAKE LIGHTS, CLEARANCE LIGHTS AND TURN SIGNALS.
5. EXITS- INSPECT RELEASE MECHANISM ON EMERGENCY EXIT WINDOW. TEST BOTH LOCKS ON MAIN ENTRANCE DOOR FOR EASE OF OPERATION AND INSTRUCT PASSENGERS HOW TO USE BOTH MEANS OF EXIT.
6. SEAT BELTS- DIRECT PASSENGERS TO DESIGNATED SEATS AND REDUCE USE OF SEAT BELTS.
7. APPLIANCES- TURN OFF AND LATCH OR LOCK DOORS WHERE PROVIDED.
8. LOOSE PARCELS- STORE SECURELY.
9. UTILITY SUPPLY LINES- DISCONNECT ALL ELECTRIC, WATER AND WATER LINES AND SECURE.
10. ENTRANCE DOOR STEP- PLACE IN RETRACTED POSITION FOR TRAVELING.

READ YOUR MOTOR HOME AND CHASSIS OWNER'S MANUAL FOR FURTHER PRECAUTIONS

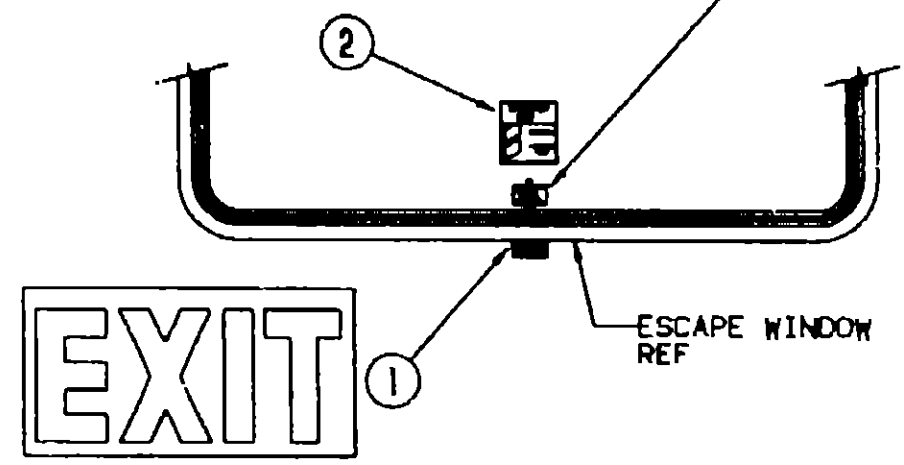
1991 WINNEBAGO
TABLE OF CONTENTS

INTRODUCTION	A-01 - A-02
ABBREVIATIONS	A-03
ALPHABETICAL INDEX	A-04 - A-06
WCN28RT	A-07 - G-10
WCN32RO	G-11 - L-20

KEY PART NUMBER	U/M	DESCRIPTION
1 073998-01-000	EA	LABEL-LPG ODOR WARNING

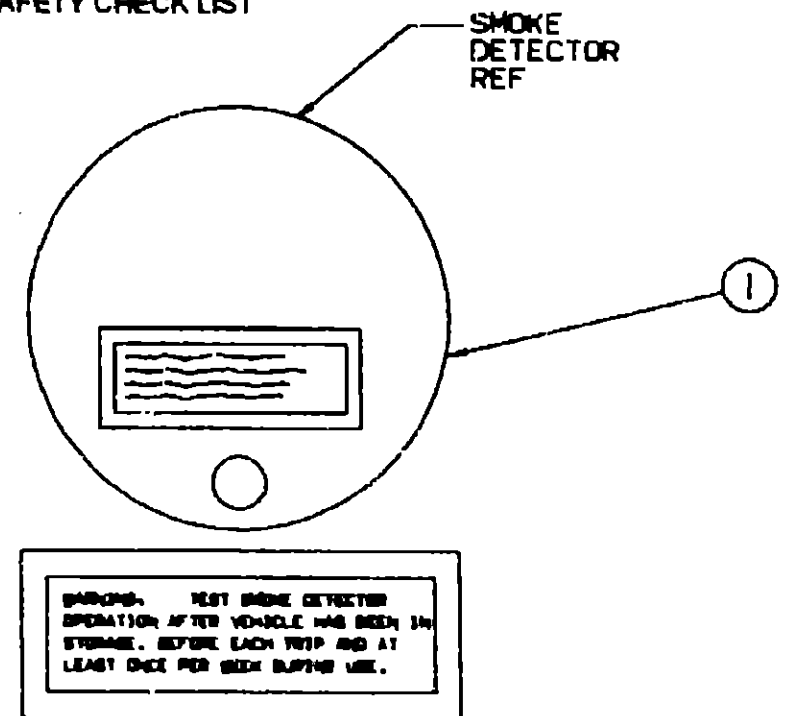


EMERGENCY EXIT
PULL RING
REMOVE CORD
PUSH OUT WINDOW



KEY PART NUMBER	U/M	DESCRIPTION
1 003230 01 000	EA	LABEL-WARNING-EXIT
2 047731-01-000	EA	LABEL-EMERGENCY EXIT - ESCAPE WINDOW
3 006199 01 000	EA	LABEL-EXIT-ESCAPE WINDOW

KEY PART NUMBER	U/M	DESCRIPTION
1 087207-05-000	EA	LABEL-FUEL CAP REMOVAL
2 099689-01-000	EA	LABEL-WARNING, CANCER/TOXICITY
3 056259-01-000	EA	LABEL-SAFETY CHECK LIST

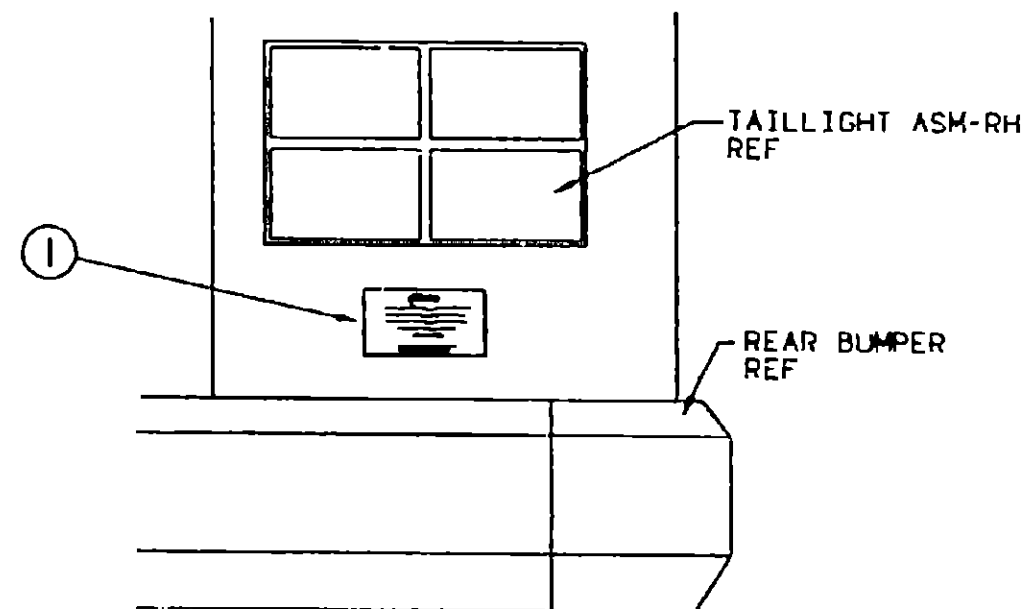


KEY PART NUMBER	U/M	DESCRIPTION
1 077956-01-000	EA	LABEL-WARNING, SMOKE DETECTOR

32RQ INDEX

	G-11 - G-12
	G-13 - G-24
	H-01 - H-04
BEDROOM	H-05 - H-08
CHASSIS	H-09 - H-24
C C & PAD	I-01 - I-08
DINETTE	I-09 - I-10
DRIVERS	I-11 - I-14
ELECTRICAL	I-15 - I-22
EXTERIOR BODY	I-23 - J-08
GALLEY	J-09 - J-14
HEATING & AC	J-15 - J-20
INTERIOR FINISH	J-21 - K-01
LABEL	K-02 - K-10
LP	K-11
LOUNGE	K-12 - K-13
SEALANTS & FASTENERS	K-14 - K-16
WATER & SEWAGE	K-17 - K-21
WINDOW, VENT AND EXTERIOR DOOR	K-22 - L-20

LABEL & TAG GROUP CONTINUED



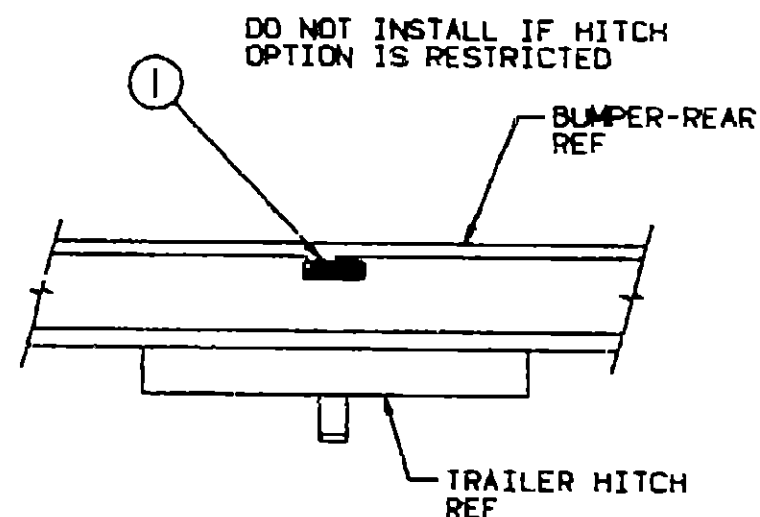
WARNING

DO NOT EXCEED THE VEHICLE WEIGHT RATINGS OR LOADING RECOMMENDATIONS (E.G., GROSS VEHICLE, GROSS AXLE, GROSS COMBINED) OF THE CHASSIS MANUFACTURER OR WINNEBAGO INC.

REFER TO YOUR OWNERS MANUAL, BEFORE LOADING OR TOWING.

KEY PART NUMBER
1 075220-01-000

U/M DESCRIPTION
EA LABEL-WARNING, EXTERIOR LOAD



TOWING CAPACITY

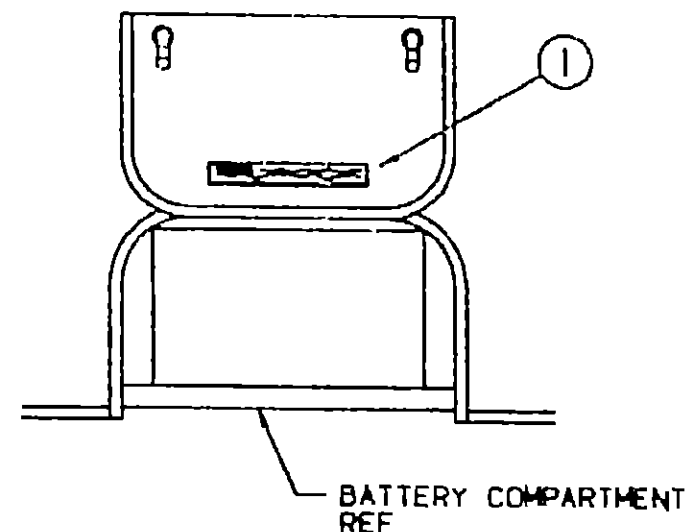
TOWED VEHICLE 3500 LB. GROSS MAXIMUM
HITCH BALL 200 LB. MAXIMUM

KEY PART NUMBER
1 075221-03-000

U/M DESCRIPTION
EA LABEL-TRAILER HITCH

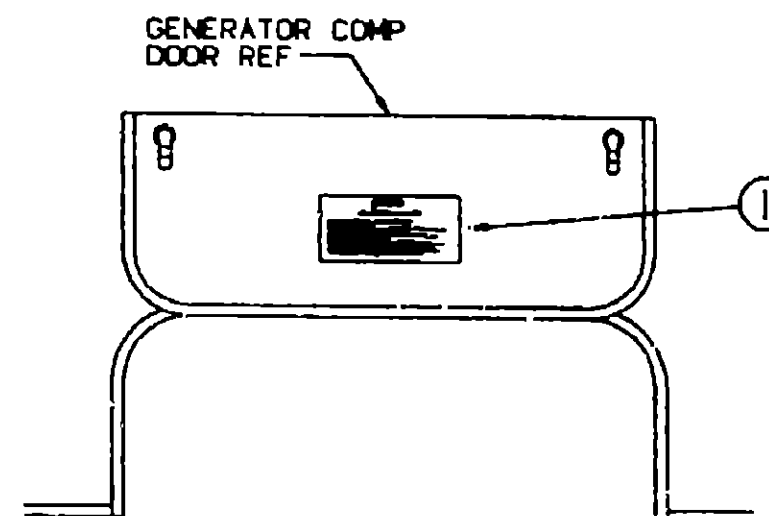
LABEL & TAG GROUP CONTINUED

WARNING DISCONNECT BATTERIES BEFORE CONNECTING EXTERNAL CHARGING EQUIPMENT.



KEY PART NUMBER
1 065748-01-000

U/M DESCRIPTION
EA LABEL-CAUTION, BATTERY CHARGING



WARNING

WHEN ADDING A GENERATOR SET:

HIGH VOLTAGE-USE EXTREME CAUTION WHEN WORKING ON ELECTRICAL COMPONENTS.
HAVE ALL ELECTRICAL INSTALLATION PERFORMED BY A QUALIFIED LICENSED ELECTRICIAN-FOLLOW ALL STATE AND LOCAL CODES.
ONLY INSTALL GENERATOR SET APPROVED FOR R.V. APPLICATION. HAVE INSTALLED BY QUALIFIED TECHNICIAN.
TO AVOID HEAT BUILD-UP AND TO MAINTAIN AN ADEQUATE AIR SUPPLY TO THE GENERATOR COMPARTMENT, FOLLOW INSTALLATION INSTRUCTIONS.
GENERATOR EXHAUST GASES ARE TOXIC AND MUST NOT PERMEATE UNDER THE VEHICLE-DESIGNATED EXHAUST AWAY FROM VEHICLE.

KEY PART NUMBER
1 077510-01-000

U/M DESCRIPTION
EA LABEL-GENERATOR PREP

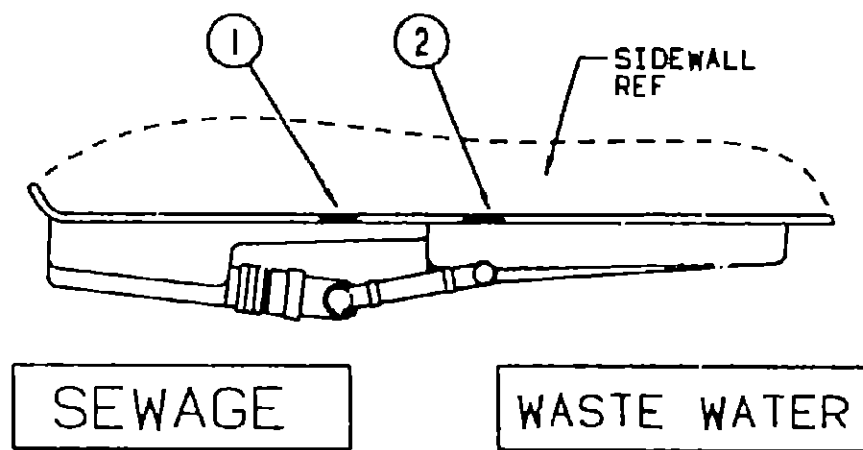
**1991 WINNEBAGO
TABLE OF CONTENTS**

INTRODUCTION	A-01 - A-02
ABBREVIATIONS	A-03
ALPHABETICAL INDEX	A-04 - A-06
V/CN28RT	A-07 - G-10
W/CN32RQ	G-11 - L-20

1991 WCN32RQ INDEX

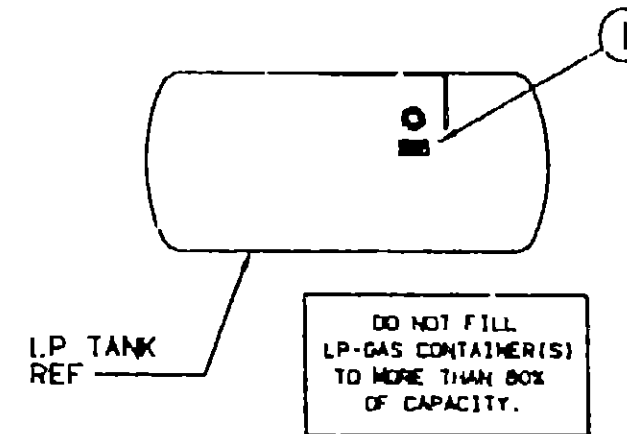
FLOOR PLAN	G-11 - G-12
ACCESSORIES	G-13 - G-24
BATH	H-01 - H-04
BEDROOM	H-05 - H-08
CHASSIS	H-09 - H-24
C C & PAD	I-01 - I-08
DINETTE	I-09 - I-10
DRIVERS	I-11 - I-14
ELECTRICAL	I-15 - I-22
EXTERIOR BODY	I-23 - J-08
GALLEY	J-09 - J-14
HEATING & AC	J-15 - J-20
INTERIOR FINISH	J-21 - K-01
LABEL	K-02 - K-10
LP	K-11
LOUNGE	K-12 - K-13
SEALANTS & FASTENERS	K-14 - K-16
WATER & SEWAGE	K-17 - K-21
WINDOW, VENT AND EXTERIOR DOOR	K-22 - L-20

LABEL & TAG GROUP (CONTINUED)



KEY PART NUMBER	U/M	DESCRIPTION
1	EA	LABEL-SEWAGE
2	EA	LABEL-WASTE WATER

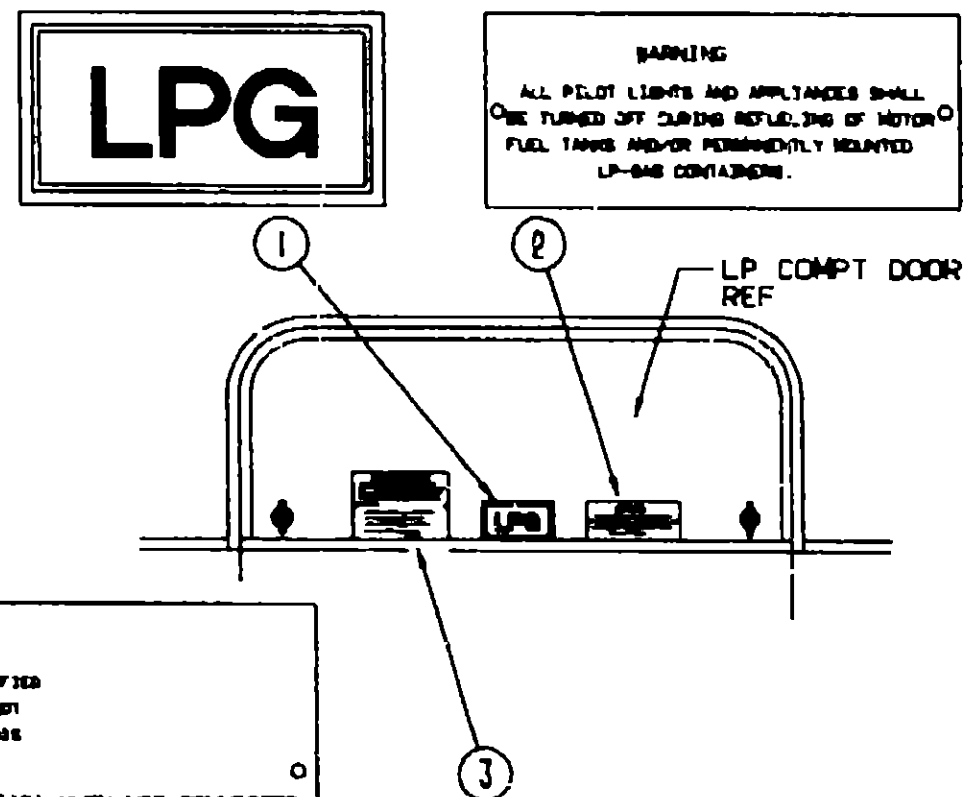
LABEL & TAG GROUP CONTINUED



KEY PART NUMBER	U/M	DESCRIPTION
1	EA	LABEL-LPG 80 CAPACITY

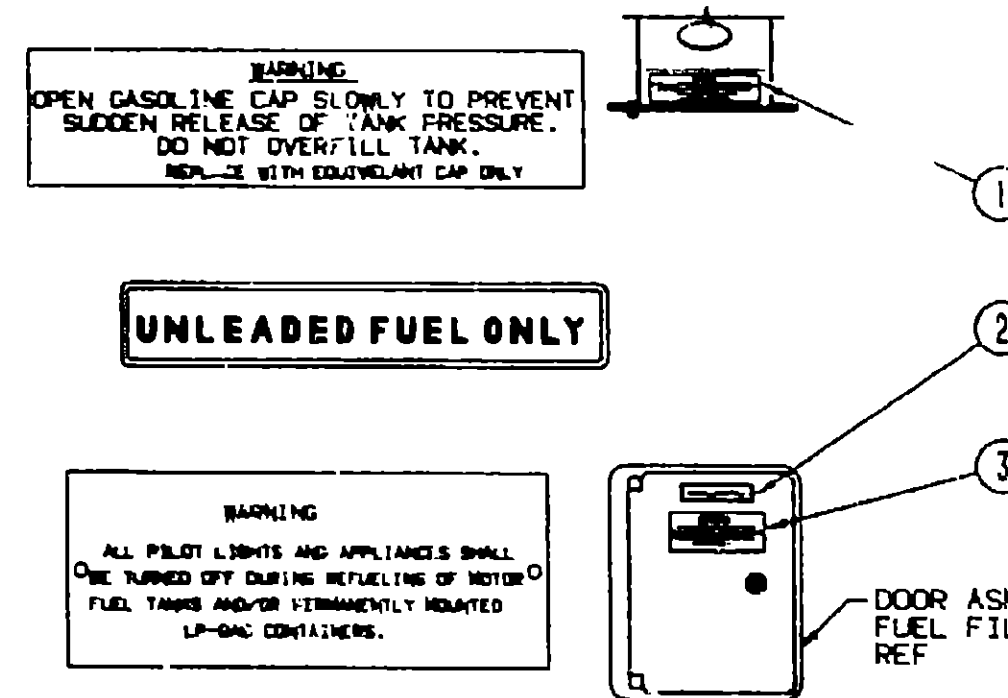
**1991 WINNEBAGO
TABLE OF CONTENTS**

INTRODUCTION	A-01 - A-02
ABBREVIATIONS	A-03
ALPHABETICAL INDEX	A-04 - A-06
WCN28RT	A-07 - G-10
WCN32RQ	G-11 - L-20



LP-GAS SYSTEM
THIS GAS PIPING SYSTEM IS DESIGNED FOR USE OF LIQUEFIED PETROLEUM GAS ONLY. DO NOT CONNECT NATURAL GAS TO THIS SYSTEM.
SECURELY CAP INLET(S) WHEN NOT CONNECTED FOR USE. AFTER TURNING ON GAS, EXPECT AFTER NORMAL CONTAINER REPLACEMENT, TEST GAS PIPING AND CONNECTIONS TO APPLIANCE FOR LEAKAGE WITH SOAPY WATER OR BUBBLE SOLUTION. DO NOT USE PRODUCTS THAT CONTAIN AMMONIA OR CHLORINE.
P.N. 84631

KEY PART NUMBER	U/M	DESCRIPTION
1	EA	DECAL-LOGO, LPG - RED - (CALIF CODE)
2	EA	TAG-GAS REFUELING WARNING
2	EA	TAG-GAS REFUEL WARNING, CANADIAN
3	EA	LABEL-LP GAS ONLY
3	EA	LABEL-WARNING, LPG - CANADIAN

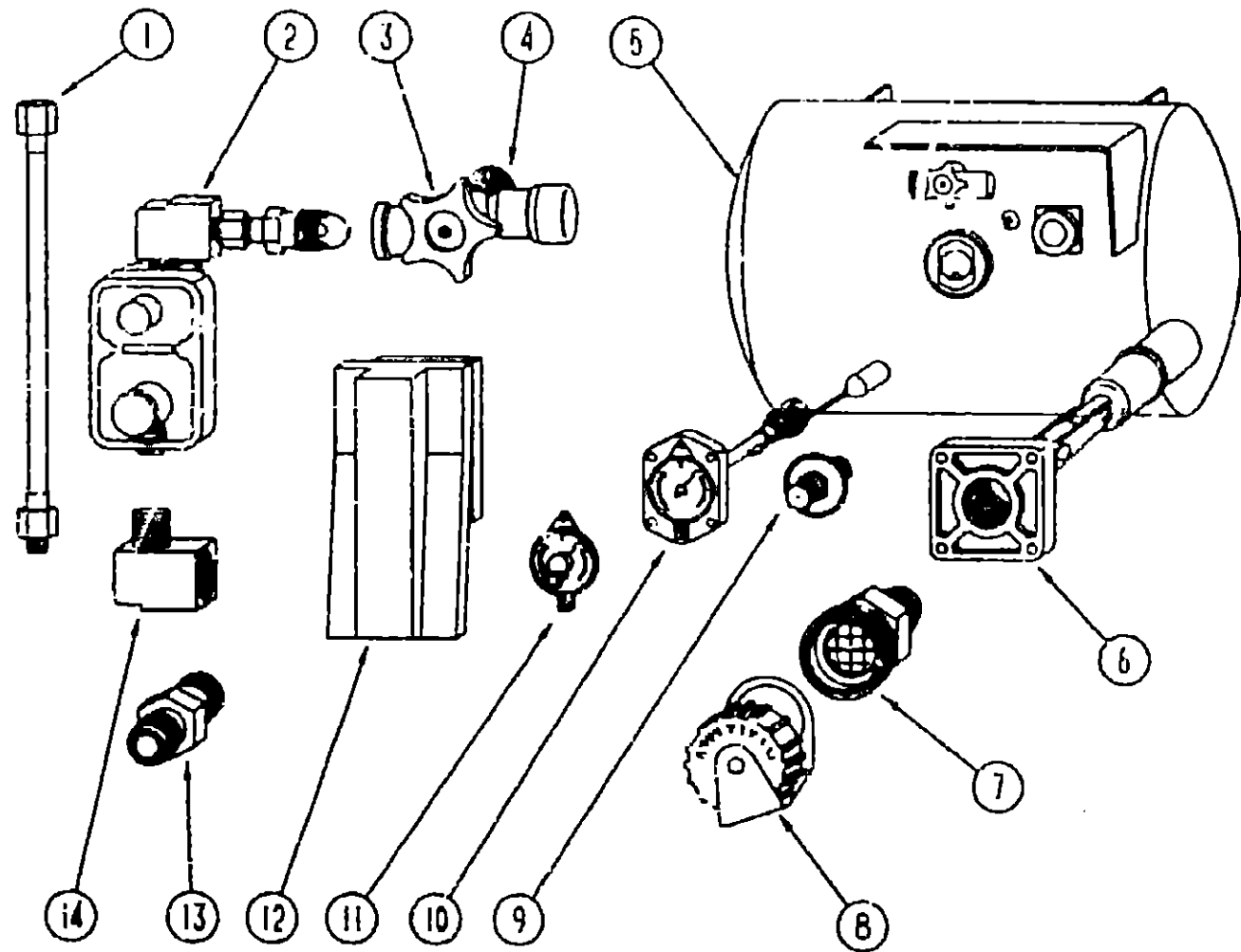


KEY PART NUMBER	U/M	DESCRIPTION
1	EA	LABEL-FUEL CAP REMOVAL
2	EA	LABEL-FUEL, UNLEADED
3	EA	TAG-GAS REFUELING WARNING
2	EA	TAG-GAS REFUEL WARNING, CANADIAN

1991 WCN32RQ INDEX

FLOOR PLAN	G-11 - G-12
ACCESSORIES	G-13 - G-24
BATH	H-01 - H-04
BEDROOM	H-05 - H-08
CHASSIS	H-09 - H-24
C C & PAD	I-01 - I-08
DNETTE	I-09 - I-10
DRIVERS	I-11 - I-14
ELECTRICAL	I-15 - I-22
EXTERIOR BODY	I-23 - J-08
GALLEY	J-09 - J-14
HEATING & A/C	J-15 - J-20
INTERIOR FINISH	J-21 - K-01
LABEL	K-02 - K-10
LP	K-11
LOUNGE	K-12 - K-13
SEALANTS & FASTENERS	K-14 - K-16
WATER & SEWAGE	K-17 - K-21
WINDOW, VENT AND EXTERIOR DOOR	K-22 - L-20

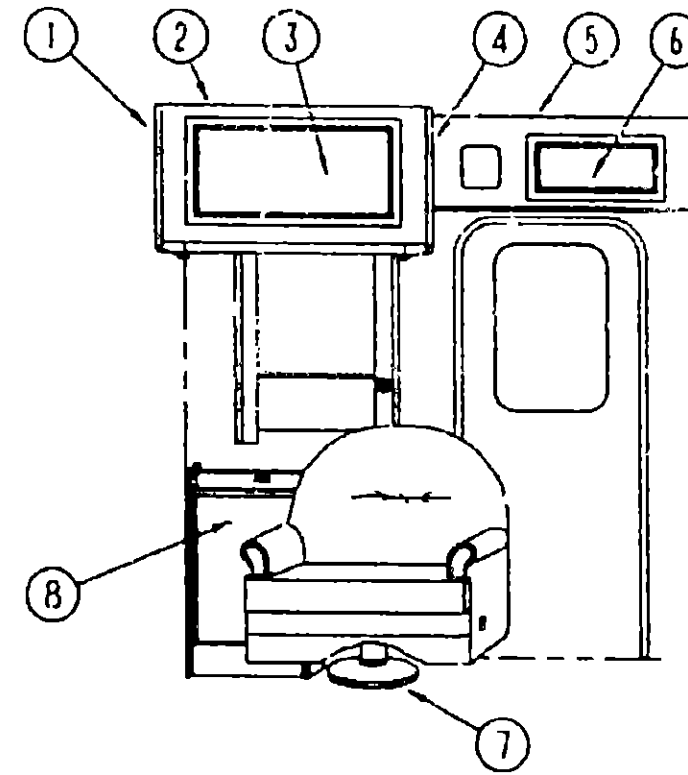
LP GROUP



LP TANK & COMPONENTS

KEY PART NUMBER	U/M	DESCRIPTION
1	EA	HOSE-LP, 3/8" ID X 24" US - 3/8 MPT X 1/2 F SWIVEL
1	EA	HOSE-LP, 3/8" ID X 24" - 3/8 MPT X 1/2 F SWIVEL - CANADA
2	EA	REGULATOR-LPG, TWO STAGE
3	EA	HANDWHEEL-VAPOR RELIEF VALVE, BRUNNER G-1015-A
4	EA	VALVE-SERVICE W/HANDWHEEL W/VAPOR RELIEF (REG09106CO) BRUNNER G-1015
5	EA	TANK-LP, 80 LBS - 20" X 24"
6	EA	VALVE-80% W/FLOAT, PLATE, BOLTS & GASKET - BRUNNER
7	EA	VALVE-SHORT LP FILLER W/YELLOW CAP - BRUNNER 75478
8	EA	CAP-LP FILLER VALVE, PLASTIC - YELLOW - BRUNNER G-1014-A
9	EA	GAUGE-LIQUID LEVEL, 20% LP - BRUNNER G-1013
10	EA	GAUGE-FLOAT W/VISIBLE DIAL - BRUNNER MA-9 6244-4
11	EA	TRANSMITTER-DIAL, 30 OHM
12	EA	COVER-COMPARTMENT - LP REGULATOR - BLACK
13	EA	ADAPTER-BRASS-1/2" F X 1/2" MPT
14	EA	ELBOW-90 DEGREE, 3/8" MPT TO 3/8" FPT
	EA	CROSS, 3/8" F X 3/8" F X 3/8" F X 1/2" FPT - BRASS
	EA	NUT- 3/8" F - BRASS
		FROM: 00-00-00 THRU: 04-29-90
010377-02-000	EA	NUT-BRASS, 3/8 FEMALE - FORGED
		FROM: 04-30-90 THRU: 99-99-99
010380-02-000	EA	NUT-BRASS, 1/2" FEMALE - FORGED
		FROM: 04-30-90 THRU: 99-99-99
016188-03-000	EA	GROMMET-GAS LINE, FLOOR - 3/8" HOLE X 2 1/8" DIAMETER RUBBER
081642-01-000	EA	TEE, 1/2" MPT X 1/2" FL X 3/8" FL - BRASS
010497-05-000	EA	CLAMP-CLOSED, .50" ID
075148-02-000	EA	CLAMP-GROUNDING, BRONZE SCREWS
008380-01-000	EA	GROMMET-RUBBER, 5/8" HOLE X 1 1/2" DIAMETER - BLACK
010326-01-000	EA	ADAPTER-FLARE, W/CONE GASKET 3/8" FEMALE FL X 1/2" MALE F
065741-01-000	EA	GAUGE-DIAPHRAGM PRESSURE - MARSHALLTOWN MFG
065742-01-000	EA	TEE, .38 F X .38 F X .25 FPT - BRASS
071391-02-000	EA	NIPPLE-HEX, .25 PIPE
008042-01-000	FT	TUBING-VINYL, .65" ID
054531-01-000	EA	LABEL-LP GAS ONLY

LOUNGE GROUP



OVERHEAD CABINET & COMPONENTS

KEY PART NUMBER	U/M	DESCRIPTION
1	EA	END CAP-CABINET, OVERHEAD - FRONT
2	EA	CABINET-OVERHEAD, SWIVEL CHAIR - W/O DOORS OR HARDWARE
3	EA	DOOR-CABINET, W/O HARDWARE - 14.4" X 26.8"
4	EA	END CAP-CABINET, OVERHEAD - FRONT
5	EA	CABINET-OVERHEAD, ENTRY DOOR - W/O DOORS OR HARDWARE
6	EA	DOOR-CABINET, W/O HARDWARE - 10" X 19"
7	EA	SHROUD-PEDESTAL, 13" - PLASTIC - BLACK
	EA	BASE-PEDESTAL, SWIVEL CHAIR - W/6" EXTENSION
8	EA	TABLE ASM-PULLOUT
	EA	PANEL ASM-PULLOUT TOP
	EA	ROLLER-NYLON, W/SHAFT
	EA	CATCH-ASM-SINGLE ROLLER
	EA	PULL-RECESSED, OAK 1 1/4 X 4

SEAT BELT

KEY PART NUMBER	U/M	DESCRIPTION
007021-01-000	EA	BELT-SEAT, 2" X 90" - BLACK

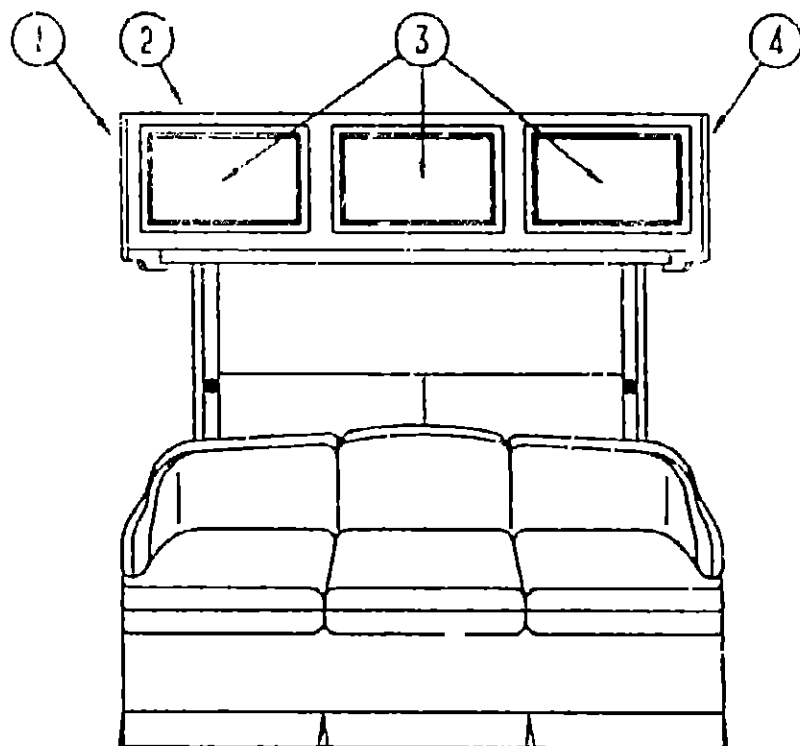
**1991 WINNEBAGO
TABLE OF CONTENTS**

INTRODUCTION	A-01 - A-02
ABBREVIATIONS	A-03
ALPHABETICAL INDEX	A-04 - A-06
WCN28RT	A-07 - G-10
WCN32RQ	G-11 - L-23

1991 WCN32RQ INDEX

FLOOR PLAN	G-11 - G-12
ACCESSORIES	G-13 - G-24
BATH	H-01 - H-04
BEDROOM	H-05 - H-08
CHASSIS	H-09 - H-24
C C & PAD	I-01 - I-08
DINETTE	I-09 - I-10
DRIVERS	I-11 - I-14
ELECTRICAL	I-15 - I-22
EXTERIOR BODY	I-23 - J-08
GALLEY	J-09 - J-14
HEATING & A/C	J-15 - J-20
INTERIOR FINISH	J-21 - K-01
LABEL	K-02 - K-10
LP	K-11
LOUNGE	K-12 - K-13
SEALANTS & FASTENERS	K-14 - K-16
WATER & SEWAGE	K-17 - K-21
WINDOW, VENT AND	
EXTERIOR DOOR	K-22 - L-20

LOUNGE GROUP (CONTINUED)



DRIVER SIDE CABINETS

SEAT BELT

KEY PART NUMBER	U/M	DESCRIPTION
1 092747-01-B07	EA	END CAP-CABINET, OVERHEAD - FRONT
2 M04154-08-B07	EA	CABINET-OVERHEAD, COUCH - W/O DOORS OR HARDWARE
3 P00520-01-B07	EA	DOOR-CABINET, W/O HARDWARE - 14.4" X 21.9"
4 092747-01-B07	EA	END CAP-CABINET, OVERHEAD - FRONT
079386-01-000	EA	FRAME-COUCH, CONTINENTAL

KEY PART NUMBER	U/M	DESCRIPTION
056271-02-000	EA	BELT-SEAT, 2" X 72" - BLACK

SEALANTS & FASTENERS GROUP

SEALANTS AND FASTENERS

KEY PART NUMBER	U/M	DESCRIPTION
004020-01-000	QT	ADHESIVE-ABS CEMENT, QUART
081377-01-700	EA	ADHESIVE-CYANOACRYLATE, 10 GRAM TUBE
004006-04-700	EA	ADHESIVE-PIERCE, 1 GAL - J9270-X-1
087211-01-000	GL	ADHESIVE-PROMOTER
004005-02-000	EA	ADHESIVE-SWIFTS, 1 GAL - W1333
099039-01-000	EA	ADHESIVE-WEATHERSTRIP, 8 OZ.
053766-02-000	EA	BEDDING COMPOUND-TUBE, WHITE
005200-01-000	EA	BOLT-BUMPER, ROUND HEAD-SQUARE NECK- W/ST CAP 7/16- 14 X 1 1/4
102333-01-01A	EA	BOLT-CARRIAGE, 7/16 - 14 - STAINLESS STEEL CAP- BEIGE
051387-06-000	EA	BOLT-CARRIAGE, W/O HOLE - 5/16-18 X 9.5 ZN
060C12-08-24B	EA	BOLT-HEX, 1/2-13 X 1 1/2 - ZN 5
000C12-05-16B	EA	BOLT-HEX, 5/16-18 X 1 - ZINC 5
000C12-10-24B	EA	BOLT-HEX, 5/8-11 X 1 1/2 ZN - 5
000C12-07-20B	EA	BOLT-HEX, 7/16 - 14 X 1 1/4" - ZN5
000C13-07-48B	EA	BOLT-HEX, 7/16 - 20 X 3 - ZN 5
000C26-04-10B	EA	BOLT-HEX, SER FLG - 1/4-20 X 5/8 ZINC
000C26-05-20B	EA	BOLT-HEX, SER FLG 5/16-18 X 1 1/4" - ZINC
000C12-05-24B	EA	BOLT-HEX-5/16-18X1 1/2 ZN 5
016604-01-000	EA	BRACE-CABINET, ANGLED METAL - 2.5"
010495-01-000	EA	CLAMP-CABLE, 9/16"
010497-06-000	EA	CLAMP-CLOSED, 11/16" ID
010497-03-000	EA	CLAMP-CLOSED, 1" ID - CUSHIONED
010499-01-000	EA	CLAMP-CLOSED, 3/8" ID
010497-01-000	EA	CLAMP-CLOSED, 5/8" ID
010497-08-000	EA	CLAMP-CLOSED, .125"
075148-02-000	EA	CLAMP-GROUNDING, BRONZE SCREWS
062401-02-000	EA	CLAMP-HOSE, WORMGEAR, 1.56" - 2.5"
062401-10-000	EA	CLAMP-HOSE, WORMGEAR 1.06" - 2"
073194-02-000	EA	CLAMP-HOSE, WORMGEAR 32-50 MM
062401-07-000	EA	CLAMP-HOSE, WORMGEAR 5" - 7"
062401-06-000	EA	CLAMP-HOSE, WORMGEAR .22"-.62"
062401-01-000	EA	CLAMP-HOSE, WORMGEAR .25" - 1"
062401-04-000	EA	CLAMP-HOSE, WORMGEAR .69" - 1.25"
062401-03-000	EA	CLAMP-HOSE WORMGEAR, .22" - 1"
083609-01-000	EA	CLAMP-WIRE, DUAL - EQUAL 5/8" DIAMETER
094362-02-000	EA	CLIP-CHRISTMAS TREE, FLAT HEAD
077953-01-000	EA	GROMMET-EDGE LINER, FITS 1"
023942-01-000	EA	GROMMET-RUBBER, 2" OD
071015-21-000	EA	GROMMET-.50"ID, FITS .19" MATERIAL, RUBBER- SPLIT
009066-01-000	EA	HINGE-ALUMINUM, NO HOLES - 11/16" X 72" - UNPAINTED
056134-02-000	EA	HOLDER-RING, 1.5" ID PIPE SIZE - STEEL
092321-01-000	FT	INSULATION-FIBERGLASS, W/ALUMINUM FOIL
077955-01-000	EA	J CLIP-VINYL COATED, 3/8" USED IN WIRING TO CLEARANCE LIGHTS
072893-01-000	EA	NUTSERT-M5 X 0.8
077049-01-000	EA	NUT-ACORN, 10-32 ALUMINUM
095094-01-000	EA	NUT-ACORN, 1/4 - 20 ALUMINUM
000D14-05-00B	EA	NUT-HEX, 5/16-18 - ZN 5
000D34-04-00B	EA	NUT-HEX, LK 1/4 - 20 ZN
000D39-04-00B	EA	NUT-HEX, SER FLG LK 1/4 - 20 ZN
000D39-08-00B	EA	NUT-HEX, SER FLG LK - 1/2-13 ZN
000D39-06-00B	EA	NUT-HEX, SER FLG LK - 3/8-16 ZN
000D39-05-00B	EA	NUT-HEX, SER FLG LK - 5/16 - 18 ZN
000D44-07-00B	EA	NUT-HEX, SER FLG LK - 7/16-20 ZN
000D24-10-00B	EA	NUT-HEX, SF/LK - 10-32 ZN
000D34-06-00B	EA	NUT-HEX LK-3/8-16 GRADE C ZN
075467-01-000	EA	NUT-INVERTED FLARE, 1/4"
088497-02-000	EA	NUT-INVERTED FLARE, 1/4"
063253-07-000	EA	NUT-J, #8A, .120-.130 PNL THK
044364-02-000	EA	NUT-SPEED, FLAT - ROUND
040921-06-000	EA	NUT-SPEED, U TYPE - NO. 8
040921-04-000	EA	NUT-SPEED, U TYPE - NO. 8
040921-05-000	EA	NUT-SPEED, U TYPE - NO. 8
044364-01-000	EA	NUT-SPEED, FLAT
064081-01-000	EA	NUT-WING, 3-3" X 16 THREAD
064884-01-000	EA	PLUG-BRASS, 3-8"
000H16-04-00B	EA	RIVET-POP, AL 1/8 X .313-.375
069592-02-000	EA	RIVET-T (POP) 1/4X.093-.156
063729-04-000	EA	RIVNUT, 10-32 UNF - .010-.080
063729-01-000	EA	RIVNUT, 1-4 X 20 UNC - .030-.125

1991 WINNEBAGO
TABLE OF CONTENTS

INTRODUCTION	A-01 - A-02
ABBREVIATIONS	A-03
ALPHABETICAL INDEX	A-04 - A-06
WCN26RT	A-07 - G-10
WCN32RG	G-11 - L-20

1991 WCN32RG INDEX

FLOOR PLAN	G-11 - G-12
ACCESSORIES	G-13 - G-24
BATH	H-01 - H-04
BEDROOM	H-05 - H-08
CHASSIS	H-09 - H-24
C C & PAD	I-01 - I-08
DINETTE	I-09 - I-10
DRIVERS	I-11 - I-14
ELECTRICAL	I-15 - I-22
EXTERIOR BODY	I-23 - J-08
GALLEY	J-09 - J-14
HEATING & A/C	J-15 - J-20
INTERIOR FINISH	J-21 - K-01
LABEL	K-02 - K-10
LP	K-11
LOUNGE	K-12 - K-13
SEALANTS & FASTENERS	K-14 - K-16
WATER & SEWAGE	K-17 - K-21
WINDOW, VENT AND EXTERIOR DOOR	K-22 - L-20

SEALANTS & FASTENERS GROUP (CONTINUED)

SEALANTS AND FASTENERS

KEY PART NUMBER	U/M	DESCRIPTION
000G67-10-24B	EA	SCREW, 10-12 X 1 1/2 PPH - ZN
000G67-10-16P	EA	SCREW, 10-12 X 1 PPH - DARK BROWN
000G67-10-16B	EA	SCREW, 10-12 X 1 PPH - ZN
000G67-10-08R	EA	SCREW, 10-12 X 1/2 PPH ZN
000G67-10-08P	EA	SCREW, 10-12 X 1/2 PPH - BEIGE - TYPE A
000G67-10-12B	EA	SCREW, 10-12 X 3/4 - PPH ZN
000G67-10-10B	EA	SCREW, 10-12 X 5/8 PPH ZN - TYPE A
000G67-10-10R	EA	SCREW, 10-12 X 5/8 PPH - TYPE A - BEIGE
000G67-10-12P	EA	SCREW, 10-12 X .75 PPH - DARK BROWN
049465-01-000	EA	SCREW, 10-16 W/WASHER PTH - DARK BROWN
049465-04-000	EA	SCREW, 10-16 X 1 PTH W/WASHER - BEIGE
000G11-10-16B	EA	SCREW, 10-16 X 1 - PPH ZN
000G11-10-12R	EA	SCREW, 10-16 X 3/4 PPH - BEIGE
000G11-10-12D	EA	SCREW, 10-16 X 3/4 PPH - BLACK
000G66-06-10G	EA	SCREW, 6-18 X 5/8 POH - ANTIQUE BRASS
076790-01-000	EA	SCREW, 6-20 X 1 1/4 PPH - BLACK
000G13-06-16R	EA	SCREW, 6-20 X 1 PPH - BEIGE
000G13-06-08B	EA	SCREW, 6-20 X 1/2 PPH ZN
000G13-06-10G	EA	SCREW, 6-20 X 5/8 PPH - ANTIQUE BRASS
000G11-06-10E	EA	SCREW, 6-20 X 5/8 PPH ZN
000G11-06-10J	EA	SCREW, 6-20 X 5/8 PPH - BRASS
000G11-07-08B	EA	SCREW, 7-19 X 1/2 PPH - ZN
000G13-07-12B	EA	SCREW, 7-19 X 3/4 PPH ZN
000G13-08-16B	EA	SCREW, 8-18 X 1 PPH - ZN
000G11-08-08T	EA	SCREW, 8-18 X 1/2 PPH
000G11-08-08B	EA	SCREW, 8-18 X 1/2 PPH ZN
000G11-08-12B	EA	SCREW, 8-18 X 3/4 PPH ZN
000G11-08-12R	EA	SCREW, 8-18 X 3/4 PPH - BEIGE
000G11-08-12D	EA	SCREW, 8-18 X 3/4 PPH - BLACK
000G11-08-16R	EA	SCREW, 8-18X1.00 PPH - BEIGE
000G67-10-32B	EA	SCREW, NO. 10 - 12 X 2 PPH ZN
000G55-08-12V	EA	SCREW, SF/DR, 8-18X.75 PPH
000G67-10-12R	EA	SCREW-10-12X.75 PPH BEIGE
000G67-10-120	EA	SCREW-10-12X.75 PPH TAN
049465-03-000	EA	SCREW-10-16X1 POH W/WASHER
000G11-10-12S	EA	SCREW-10-16X.75 PPH OFF WHITE
000G54-04-20B	EA	SCREW-1/4-20X1 1/4 PTH TYP 23
000G57-05-16J	EA	SCREW-5-20X1 PPH BRASS
000G12-06-08T	EA	SCREW-6-20 X .50 POH - BLACK
000G13-06-16J	EA	SCREW-5-20X1.00 PPH BRASS
000G11-08-12F	EA	SCREW-8-18X.75.DARK BROWN
085318-01-000	EA	SCREW-8-08X1/2, CRIMP TITE HD
000G67-08-32B	EA	SCREW-8-15X2 PPH ZN
000G12-08-16S	EA	SCREW-8-18 X 1" POH - OFF WHITE
000G11-08-16S	EA	SCREW-8-18X1.00 PPH OFF WHITE
009439-07-000	EA	SCREW-8-32X1 1/4 POH, BLACK
087721-01-000	EA	SCREW-FLAT HEAD, TAPPING - 1/4 X 1 1/4 LG ZN
086763-01-000	EA	SCREW-MACH, 10 - 32 X 1/4 PTH
000G19-10-08B	EA	SCREW-MACH, 10-32 X 1/2 PPH ZN
000G19-10-10B	EA	SCREW-MACH, 10-32 X 5/8 - PPH - ZINC
000G50-04-12E	EA	SCREW-MACH, 1/4-20 X 3/4 PPH ZN
081908-01-000	EA	SCREW-MACH 6-32X.52 W/WYLOCK
089371-01-000	EA	SCREW-MACH 8-32X3 5/16 ZN
000G19-10-20B	EA	SCREW-MACHINE, 10-32 X 1 1/14 PPH ZINK
000G18-08-16B	EA	SCREW-MACHINE, 8 X 32 X 1, PPH ZN
075906-01-000	EA	SCREW-MACH-10-32X.56PTH(SEMS)
000G53-04-06B	EA	SCREW-MACH-1/4-20X3/8 PPH ZN
000G18-08-22B	EA	SCREW-MACH-8-32X1 3/8 PPH ZN
000G39-10-20B	EA	SCREW-SF/DR, 10-16 X 1 1/4 PPH ZN
000G39-10-12R	EA	SCREW-SF/DR, 10-16 X 3/4 PPH - BEIGE
000G39-10-12D	EA	SCREW-SF/DR, 10-16 X 3/4 PPH - BLACK
000G39-06-16T	EA	SCREW-SF/DR, 6-20 X 1 PPH - BLACK
000G39-06-10T	EA	SCREW-SF/DR, 6-20 X 5/8 PPH - BLACK
000G39-08-24C	EA	SCREW-SF/DR, 8-16 X 1 1/2 PPH ZN
000G39-08-16E	EA	SCREW-SF/DR, 8-18 X 1 PPH CHROME
000G39-08-16B	EA	SCREW-SF/DR, 8-18 X 1 PPH ZN
000G39-08-16T	EA	SCREW-SF/DR, 8-18 X 1 PPH - BLACK
000G55-08-16Z	EA	SCREW-SF/DR, 8-18 X 1.00 - BEIGE

SEALANTS & FASTENERS GROUP (CONTINUED)

SEALANTS AND FASTENERS

KEY PART NUMBER	U/M	DESCRIPTION
000G39-08-08B	EA	SCREW-SF/DR, 8-18 X 1/2 PPH ZN
000G39-08-32B	EA	SCREW-SF/DR, 8-18 X 2 PPH - ZINC
000G39-08-12B	EA	SCREW-SF/DR, 8-18 X 3/4 PPH ZN
000G39-08-12T	EA	SCREW-SF/DR, 8-18 X 3/4 PPH - BLACK
000G39-08-06B	EA	SCREW-SF/DR, 8-16 X 3/8 PPH ZN
000G60-10-28T	EA	SCREW-SF/DR, 10-16X1.75
000G39-08-16R	EA	SCREW-SF/DR 8-18X1.00 PPH BEIGE
000G39-08-08H	EA	SCREW-SF/DR-8-18X1/2 PPH
079382-01-000	EA	SCREW-SCCKET, 8-18 X 1" - BLACK
069640-02-000	FT	SEALER-RIBBON, 1/2" X 1/8" - INCREMENTS OF 30'
069640-09-000	FT	SEALER-RIBBON, 1/32" X 2 1/2"
069640-01-000	FT	SEALER-RIBBON, 1/4" DIAMETER - INCREMENTS OF 20'
069640-03-000	FT	SEALER-RIBBON, 3/4" X 1/8" - INCREMENTS OF 60'
069640-06-000	FT	SEALER-RIBBON, 5/16" DIAMETER - INCREMENTS OF 25'
091255-03-000	FT	SEAL-FOAM, 1/4 X 3/15 ROLL
091255-01-000	FT	SEAL-FOAM, 3.2MM X 4.8MM
090340-01-000	FT	SEAL-FOAM, CLOSED CELL - 1/4" X 1/2" X 50'
053752-01-000	GL	SEAM SEALER-5 GAL, ALUMINUM
034552-04-000	EA	SILICONE-TUBE, 300 ML - BEIGE
034552-02-000	EA	SILICONE-TUBE, 300 ML - CLEAR
008401-01-000	EA	STRAP-CONDUIT, 3/4" - 1 HOLE - GALVANIZED STEEL
100028-01-000	FT	TAPE-ADHESIVE, .031" X .75" WIDE
004363-01-000	FT	TAPE-ADHESIVE FOAM, 1 SIDE - 3/16" X 1/2" - GRAY
093071-01-000	FT	TAPE-BONDING, DOUBLE SIDED - 1/64" X 2"
093071-01-000	FT	TAPE-BONDING, DOUBLE SIDED - 1/64" X 2"
076322-03-000	FT	TAPE-FOAM, DOUBLE COATED - .045" X 5"
088244-01-000	FT	TAPE-FOAM, VINYL COATED - 2" WIDE - INCREMENTS OF 108 FT
009200-01-000	EA	TAPE-FURNACE, 1 1/2"
087691-01-000	EA	TAPE-MASKING, WEATHER RESISTANT
008343-02-000	EA	TIE-WIRE, 14"
008343-01-000	EA	TIE-WIRE, 6"
077071-01-000	EA	WASHER-FENDER, 3/16" ID X 1" OD
000E13-14-00B	EA	WASHER-FL, 1/4" WIDE ZN
000E13-11-00B	EA	WASHER-FL, 3/16" WIDE ZN
000E13-17-00B	EA	WASHER-FL-3/8 AR ZN

1991 WINNEBAGO

TABLE OF CONTENTS

INTRODUCTION	A-01 - A-02
ABBREVIATIONS	A-03
ALPHABETICAL INDEX	A-04 - A-06
WCN28RT	A-07 - G-10
WCN32RQ	G-11 - L-20

1991 WCN32RQ INDEX

FLOOR PLAN	G-11 - G-12
ACCESSORIES	G-13 - G-24
BATH	H-01 - H-04
BEDROOM	H-05 - H-08
CHASSIS	H-09 - H-24
C C & PAD	I-01 - I-08
DINETTE	I-09 - I-10
DRIVERS	I-11 - I-14
ELECTRICAL	I-15 - I-22
EXTERIOR BODY	I-23 - J-08
GALLEY	J-09 - J-14
HEATING & A/C	J-15 - J-20
INTERIOR FINISH	J-21 - K-01
LABEL	K-02 - K-10
LP	K-11
LOUNGE	K-12 - K-13
SEALANTS & FASTENERS	K-14 - K-16
WATER & SEWAGE	K-17 - K-21
WINDOW, VENT AND	
EXTERIOR DOOR	K-22 - L-20

WATER & SEWAGE GROUP GROUP

WATER SYSTEM

KEY PART NUMBER	U/M DESCRIPTION
036522-02-000	EA CAP-BRASS, 1/2" FLARE
052959-02-000	EA CONNECTOR, 1/2" F X 1/2" MPT - PLASTIC - GRAY
093193-02-000	EA DRAIN VALVE-IN LINE, HEADER - 1/2" MPT X 1/2" F X 1/2" M
052957-02-000	EA ELBOW-MALE, 1/2" F X 1/2" MPT - PLASTIC - GRAY
065120-01-000	EA ELBOW-SWIVEL, 1/2" FPT X 1/2" FLARE - PLASTIC - GRAY
091246-02-000	EA FAUCET-WATER, EXTERNAL - 90 DEGREE
087653-04-000	EA FILL-WATER, CITY - OFF WHITE
071015-08-000	EA GROMMET-1.75" ID, FITS .06" MATERIAL, RUBBER
052952-01-000	EA NUT-PLASTIC, 1/2" F X 1/2" TUBE - PLASTIC - GRAY
052956-01-000	EA TEE-1/2" F X 1/2" MPT X 1/2" F - PLASTIC
039800-01-000	FT TUBING-POLYBUTYL, 1/2" OD - INCREMENTS OF 20' - BLACK
096941-01-000	EA VACUUM BREAKER-3/4 FPT X 3/4 MPT
046128-01-000	EA VALVE-DRAIN, PLASTIC - 1/2" FPT

FRESH WATER TANK - 23 GALLON

KEY PART NUMBER	U/M DESCRIPTION
094116-02-000	EA TANK-WATER, W/FITTINGS - 23 GALLON - 18.4" X 33.6" X 10"
094116-01-000	EA TANK-WATER, 23 GAL - W/O FITTINGS - 18.4" X 33.6" X 10"
052957-04-000	EA ELBOW-5/8" F X 3/4" MPT
052957-02-000	EA ELBOW-MALE, 1/2" F X 1/2" MPT - PLASTIC - GRAY
077954-02-000	EA FILTER-WATER TANK, SCREEN IN TANK
042989-06-000	EA FITTING-SPINWELD, PLASTIC - 3/4 FPT
042989-05-000	EA FITTING-WATER TANK, SPINWELD - 1/2" FPT - PLASTIC - WHITE
049032-01-000	EA PATCH-SPINWELD, 3/8" - PLASTIC
039861-01-000	EA SENDING UNIT W/SCREW, WASHER, WELL NUT AND TERMINAL RING

FRESH WATER TANK - 18 GALLON

KEY PART NUMBER	U/M DESCRIPTION
053520-08-000	EA TANK-WATER, W/FITTINGS - 18 GALLON - 17.2" X 27" X 10"
053520-01-000	EA TANK-WATER, 18 GALLON - W/O FITTINGS - 17.2" X 27" X 10"
052957-04-000	EA ELBOW-5/8" F X 3/4" MPT
077954-02-000	EA FILTER-WATER TANK, SCREEN IN TANK
042989-06-000	EA FITTING-SPINWELD, PLASTIC - 3/4 FPT
042989-05-000	EA FITTING-WATER TANK, SPINWELD - 1/2" FPT - PLASTIC - WHITE
049032-01-000	EA PATCH-SPINWELD, 3/8" - PLASTIC
052955-01-000	EA TEE-WATER, 1/2" F X 1/2" F X 1/2" MPT - PLASTIC - GRAY

WATER SYSTEM

KEY PART NUMBER	U/M DESCRIPTION
045729-01-701	EA BASEPLATE-KIT, SHURFLOW# 94-052
098607-01-705	EA CHECK VALVE-KIT, SHURFLOW# 94-237-00
045729-01-702	EA DIAPHRAGM-KIT, SHURFLOW# 94-213-00
098607-01-702	EA DIAPHRAGM-KIT, SHURFLOW# 94-233-10
098607-01-701	EA DRIVE ASM, SHURFLOW# 94-234-03
075241-05-000	EA FAUCET-SHOWER, BONE
098607-01-704	EA HOUSING-UPPER, SHURFLOW# 94-231-01
045729-01-707	EA LOWER-HOUSING, SHURFLO 94-017-01
045729-01-700	EA MOTOR, SHURFLO 11-021
098607-01-707	EA MOTOR/BASEPLATE REPLACEMENT, SHURFLOW# 94-234-03
098607-01-700	EA PUMPHEAD-REPLACEMENT, SHURFLOW# 94-236-00
045729-01-706	EA PUMPHEAD-SHURFLOW# 94-056-11
098607-02-000	EA PUMP-WATER, 2.8 GPM - SHUR FLO - CANADIAN
098607-02-000	EA PUMP-WATER, 2.8 GPM - W/1/2" MPT FITTINGS - CANADIAN
011048-05-000	EA SHOWER HEAD-W/60" HOSE, W/O VACUUM BREAKER - CANADIAN
098607-01-706	EA SWITCH ASM-COMplete, SHURFLOW# 94-230-00
045729-01-705	EA SWITCH CAP KIT W/SWITCH-SHURFLOW# 94-255-01
045729-01-704	EA UPPER HOUSING-SHURFLOW# 94-025-00
098607-01-703	EA VALVE ASM, SHURFLOW# 94-232-00
045729-01-703	EA VALVE ASM-KIT, SHURFLOW# 94-110

WATER & SEWAGE GROUP (CONTINUED)

WATER PURIFICATION OPTION L29B

KEY PART NUMBER	U/M DESCRIPTION
079317-01-000	EA ADAPTER-SWIVEL, 1/2" TUBE X 1/2" FPT - PLASTIC - GRAY
087200-02-000	EA CARTRIDGE-WATER FILTER, EVERPURE 9601-11
052959-02-000	EA CONNECTOR, 1/2" F X 1/2" MPT - PLASTIC - GRAY
052957-01-000	EA ELBOW-PLASTIC, 1/2" F X 3/8" MPT
065120-01-000	EA ELBOW-SWIVEL, 1/2" FPT X 1/2" FLARE - PLASTIC - GRAY
087200-01-000	EA FILTER-WATER PURIFICATION, EVERPURE OC2-AC
052952-01-000	EA NUT-PLASTIC, 1/2" F X 1/2" TUBE - PLASTIC - GRAY
039800-01-000	FT TUBING-POLYBUTYL, 1/2" OD - INCREMENTS OF 20' - BLACK
091208-01-000	EA WASHER-RUBBER, .06" X .75" X .5"

WATER HEATER BYPASS VALVE OPTION L53J

KEY PART NUMBER	U/M DESCRIPTION
039800-01-000	FT TUBING-POLYBUTYL, 1/2" OD - INCREMENTS OF 20' - BLACK
052952-01-000	EA NUT-PLASTIC, 1/2" F X 1/2" TUBE - PLASTIC - GRAY
052957-02-000	EA ELBOW-MALE, 1/2" F X 1/2" MPT - PLASTIC - GRAY
052958-01-000	EA TEE, 1/2" F X 1/2" F X 1/2" F - PLASTIC - GRAY
099729-01-000	EA BYPASS KIT-WATER HEATER

WATER HEATER W/MOTOR AID & REAR HEATER OPTION L611

KEY PART NUMBER	U/M DESCRIPTION
051393-01-000	EA WATER HEATER-W/MOTOR AID, PILOTLESS IGNITION ATWOOD GH6-4E OR GH6-6E
051393-01-700	EA TANK-INNER, 3E FRONT MOUNT - ATWOOD# 91023
051393-01-701	EA SWITCH PACKAGE-ATWOOD# 91959
051393-01-702	EA SWITCH-ENERGY CUT-OFF, ATWOOD# 91951
051393-01-703	EA THERMOSTAT-REAR MOUNT, ATWOOD# 91952
051393-01-704	EA CIRCUIT BOARD-W/BLACK BOX, ATWOOD# 91420
051393-01-705	EA ORIFICE HOLDER-ATWOOD# 91925
051393-01-716	EA PROBE & SPARK ASM, ATWOOD# 91606
051391-01-708	EA BURNER-MAIN, 3E ONLY - ATWOOD# 92615
051393-01-718	EA VALVE-DUAL SOLENOID, ATWOOD# 91605
051393-01-713	EA BRACKET-CORNER, PACKAGE OF 4 - ATWOOD# 91838
051393-01-714	EA TANK-INNER (GH6-3E), REAR MOUNT - ATWOOD# 91408
051393-01-716	EA SPARK & PROBE ASM, ATWOOD# 91606
051393-01-718	EA VALVE-DUAL SOLENOID, ATWOOD# 91605
051393-01-704	EA CIRCUIT BOARD
051393-01-720	EA KNOB-TEMPERATURE, ATWOOD# 92310
051393-01-721	EA ECO&THERMOSTAT ASM-FRONT MOUNT, 140 DEGREE - ATWOOD# 91447
051393-01-722	EA GAS IGNITION FIELD TESTER-MODEL 05-080224-001
062401-01-000	EA CLAMP-HOSE, WORMGEAR .25" - 1"
079059-01-000	EA HOSE-90 DEGREE, .61" ID X 4" X 36"
083081-01-000	EA HOSE-FORMED
088753-01-000	FT TUBE-ALUMINIZED STEEL, 5/8" - 18 GAUGE
010227-01-000	EA TEE-PLASTIC, BARB 5/8" OR 3/4" HOSE
062401-01-000	EA CLAMP-HOSE, WORMGEAR .25" - 1"
062401-04-000	EA CLAMP-HOSE, WORMGEAR .69" - 1.25"

**1991 WINNEBAGO
TABLE OF CONTENTS**

INTRODUCTION	A-01 - A-02
ABBREVIATIONS	A-03
ALPHABETICAL INDEX	A-04 - A-06
WCN28RT	A-07 - G-10
WCN32RQ	G-11 - L-20

1991 WCN32RQ INDEX

FLOOR PLAN	G-11 - G-12
ACCESSORIES	G-13 - G-24
BATH	H-01 - H-04
BEDROOM	H-05 - H-08
CHASSIS	H-09 - H-24
C C & PAD	I-01 - I-08
DINETTE	I-09 - I-10
DRIVERS	I-11 - I-14
ELECTRICAL	I-15 - I-22
EXTERIOR BODY	I-23 - J-08
GALLEY	J-09 - J-14
HEATING & A/C	J-15 - J-20
INTERIOR FINISH	J-21 - K-01
LABEL	K-02 - K-10
LP	K-11
LOUNGE	K-12 - K-13
SEALANTS & FASTENERS	K-14 - K-16
WATER & SEWAGE	K-17 - K-21
WINDOW, VENT AND EXTERIOR DOOR	K-22 - L-20

WATER & SEWAGE GROUP (CONTINUED)

WATER PUMPS

KEY PART NUMBER	U/M	DESCRIPTION
045729-01-000	EA	PUMP-WATER,W/5MPT FITTINGS - FLOW 2.8 GPM - SHURFLOW PUMP HAS BEEN REPLACED BY 098607-01-000 FROM: 00-00-00 THRU: 09-17-90
045729-01-700	EA	MOTOR, SHURFLO 11-021
045729-01-701	EA	BASEPLATE-KIT, SHURFLOW# 94-052
045729-01-702	EA	DIAPHRAGM-KIT, SHURFLOW# 94-213-00
045729-01-703	EA	VALVE ASM-KIT, SHURFLOW# 94-110
045729-01-704	EA	UPPER HOUSING-SHURFLOW# 94-025-00
045729-01-705	EA	SWITCH CAP KIT W/SWITCH-SHURFLOW# 94-255-01
045729-01-706	EA	PUMPHEAD-SHURFLOW# 94-058-11
045729-01-707	EA	LOWER-HOUSING, SHURFLO 94-017-01
098607-01-000	EA	PUMP-WATER, W/5" MPT FITTING - FLOW 2.8 GPM - UL FROM: 09-18-89 THRU: 99-99-99
098607-01-700	EA	PUMPHEAD-REPLACEMENT, SHURFLOW# 94-236-08
098607-01-701	EA	DRIVE ASM, SHURFLOW# 94-234-03
098607-01-702	EA	DIAPHRAGM-KIT, SHURFLOW# 94-233-10
098607-01-703	EA	VALVE ASM, SHURFLOW# 94-232-00
098607-01-704	EA	HOUSING-UPPER, SHURFLOW# 94-231-01
098607-01-705	EA	CHECK VALVE-KIT, SHURFLOW# 94-237-00
098607-01-707	EA	MOTOR/BASEPLATE REPLACEMENT, SHURFLOW# 94-234-03

WATER HEATER

KEY PART NUMBER	U/M	DESCRIPTION
051391-03-000	EA	HEATER-WATER, W/ELECTRIC IGNITION - ATWOOD G6A-3E
051391-01-700	EA	HINGE KIT-W/CLIP, ATWOOD # 92568 & 92559
051393-03-700	EA	TANK-INNER (G6A-3E), REAR MT - ATWOOD# 91409
051391-01-704	EA	VALVE-RELIEF, 1/2" FITTING - ATWOOD# 91604
051391-01-705	EA	FASTENER-CAMLOC, ATWOOD# 92609
051391-01-706	EA	GRILLE-EXHAUST, ATWOOD# 92787 - 3E ONLY
051391-01-708	EA	BURNER-MAIN, 3E ONLY - ATWOOD# 92615
051391-01-710	EA	ORIFICE-MAIN BURNER, ATWOOD# 92742
051391-04-701	EA	THERMOSTAT 12 VDC-120 PRESET, ATWOOD# 91470 - FRONT MOUNT ONLY
051391-01-715	EA	DRAIN PLUG, ATWOOD# 91561
052009-02-000	EA	DOOR-WATER HEATER, ATWOOD 5576-27 - BEIGE

WATER SYSTEM COMPONENTS CONTINUED TO FAUCETS

KEY PART NUMBER	U/M	DESCRIPTION
079317-01-000	EA	ADAPTER-SWIVEL, 1/2" TUBE X 1/2" FPT - PLASTIC - GRAY
062401-03-000	EA	CLAMP-HOSE WORM GEAR, 22" - 1"
052959-03-000	EA	CONNECTOR, 1/2" F X 3/8" MPT - PLASTIC - GRAY
052959-03-000	EA	CONNECTOR, 1/2" F X 3/8" MPT - PLASTIC - GRAY
052960-01-000	EA	DRAIN VALVE-IN LINE, HEADER - 1/2" F X 1/2" F - GRAY PLASTIC
052957-02-000	EA	ELBOW-MALE, 1/2" F X 1/2" MPT - PLASTIC - GRAY
052957-01-000	EA	ELBOW-PLASTIC, 1/2" F X 3/8" MPT
065120-01-000	EA	ELBOW-SWIVEL, 1/2" FPT X 1/2" FLARE - PLASTIC - GRAY
057457-01-000	EA	ELBOW-UNION, 1/2" X 1/2" FLARE
064952-01-000	EA	FAUCET-GALLEY
075240-05-000	EA	FAUCET-LAVATORY, BRASS
075241-04-000	EA	FAUCET-SHOWER, BRASS
091253-01-000	EA	GASKET-FAUCET, LAVATORY
011048-02-000	EA	HEAD-SHOWER, W/60" HOSE
052953-01-000	EA	NUT-FAUCET, 1/2" TUBE X 1/2" FPT - PLASTIC - GRAY
052952-01-000	EA	NUT-PLASTIC, 1/2" F X 1/2" TUBE - PLASTIC - GRAY
052952-02-000	EA	NUT-PLASTIC, 5/8" FLARE
052958-01-000	EA	TEE, 1/2" F X 1/2" F X 1/2" F - PLASTIC - GRAY
093217-01-000	EA	TEE-SWIVEL, 1/2" - PLASTIC
052955-01-000	EA	TEE-WATER, 1/2" F X 1/2" F X 1/2" MPT - PLASTIC - GRAY
039800-02-000	FT	TUBING-POLYBUTYL, 5/8" OD - INCREMENTS OF 20" - BLACK
039800-01-000	FT	TUBING-POLYBUTYL, 1/2" OD - INCREMENTS OF 20" - BLACK
091206-01-000	EA	WASHER-RUBBER, .06" X .75" X .5"

WATER & SEWAGE GROUP (CONTINUED)

**DRAINAGE SYSTEM
WASTE WATER HOLDING TANK**

KEY PART NUMBER	U/M	DESCRIPTION
092271-01-000	EA	TANK-HOLDING, W/O GROMMETS - 30 GL - 16.6" X 59.9" X 9.7" FROM: 00-00-00 THRU: 09-30-90
101787-01-000	EA	TANK-HOLDING, W/O GROMMETS - 42 GL - 24.6" X 59.9" X 8.8" FROM: 10-01-90 THRU: 99-99-99
061607-01-000	EA	GROMMET-HOLDING TANK, 1 1/2" NPS
039861-01-000	EA	SENDING UNIT W/SCREW, WASHER, WELL NUT AND TERMINAL RING

SEWAGE HOLDING TANK

KEY PART NUMBER	U/M	DESCRIPTION
092272-01-000	EA	TANK-HOLDING, W/O GROMMETS - 50 GL - 25.8" X 59.9" X 18.6" FROM: 00-00-00 THRU: 09-30-90
101786-01-000	EA	TANK-HOLDING, W/O GROMMETS - 38 GL - 21.6" X 59.9" X 8.7" FROM: 10-01-90 THRU: 99-99-99
061607-01-000	EA	GROMMET-HOLDING TANK, 1 1/2" NPS
061607-02-000	EA	GROMMET-HOLDING TANK, 3" NPS
039861-01-000	EA	SENDING UNIT W/SCREW, WASHER, WELL NUT AND TERMINAL RING

DRAINAGE VALVES & HOSE

KEY PART NUMBER	U/M	DESCRIPTION
062422-01-000	EA	ADAPTER-OFFSET REDUCER, 3" X 1 1/2" - PLASTIC - BLACK
093592-01-000	EA	ADAPTER-PLASTIC, SEWER HOSE - 45 DEGREE
089330-01-000	EA	ADAPTER-SEWER HOSE END
062415-01-000	EA	CAP-SEWER, 3" DIAMETER
078406-01-000	EA	COUPLER-RUBBER, W/CLAMPS - 3" X 3"
062419-02-700	EA	HANDLE ONLY - FOR EXTENSION ROD
010201-02-000	EA	HOSE-SEWER, 3 ID X 20 FEET
070916-01-701	EA	VALVE ONLY, 1 1/2"
070916-01-700	EA	VALVE ONLY, 3"
070916-01-000	EA	VALVE-DUAL DUMP, W/CAP - 3" X 1 1/2" - PLASTIC - BLACK
083558-01-000	EA	VENT-PLUMBING PIPE ROOF, W/COVER - BEIGE

SINK

KEY PART NUMBER	U/M	DESCRIPTION
057671-01-000	EA	COVER-SCREW, #8 - PLASTIC - OFF WHITE
093526-01-000	EA	SINK-DOUBLE, STAINLESS STEEL - 19" X 25"
096927-01-01A	EA	SINK-LAVATORY, RECTANGULAR - PLASTIC - BONE
096927-01-700	EA	SINK-STOPPER
092303-01-000	EA	STRAINER-SINK
096927-01-701	EA	TAILPIECE-SINK

1991 WINNEBAGO

TABLE OF CONTENTS

INTRODUCTION	A-01 - A-02
ABBREVIATIONS	A-03
ALPHABETICAL INDEX	A-04 - A-06
WCN28RT	A-07 - G-10
WCN32RQ	G-11 - L-20

1991 WCN32RQ INDEX

FLOOR PLAN	G-11 - G-12
ACCESSORIES	G-13 - G-24
BATH	H-01 - H-04
BEDROOM	H-05 - H-08
CHASSIS	H-09 - H-24
C C & PAD	I-01 - I-08
DINETTE	I-09 - I-10
DRIVERS	I-11 - I-14
ELECTRICAL	I-15 - I-22
EXTERIOR BODY	I-23 - J-08
GALLEY	J-09 - J-14
HEATING & A/C	J-15 - J-20
INTERIOR FINISH	J-21 - K-01
LABEL	K-02 - K-10
LP	K-11
LOUNGE	K-12 - K-13
SEALANTS & FASTENERS	K-14 - K-16
WATER & SEWAGE	K-17 - K-21
WINDOW, VENT AND EXTERIOR DOOR	K-22 - L-20

WATER & SEWAGE GROUP (CONTINUED)

SHOWER PAN

KEY PART NUMBER	U/M	DESCRIPTION
M02630-10-Y12	EA	PAN-SHOWER, W/STRAINER & TAILPIECE
066729-01-000	EA	STRAINER-TUB/SHOWER DRAIN
069640-01-000	FT	SEALER-RIBBON, 1/4" DIAMETER - INCREMENTS OF 20'
069735-01-000	EA	WASHER-STRAINER TO TAILPIECE PLASTIC, 1.5"
011069-04-000	EA	TAILPIECE, 1 1/2 X 1 1/4 X 8 - BRASS
066436-01-000	EA	NUT-SLIP, TAILPIECE - 1.5"
011091-02-000	EA	PIPE-DRAIN, DOUBLE SINK - BAFFLE TEE - 1 1/2" ONE PIPE W/TEE TO DRAIN BOTH SIDES OF SINK
011066-03-000	EA	P-TRAP, 1 1/2" TRAP X 1 1/4" SOCKET - PLASTIC
079968-01-000	EA	VENT-MECH. TRAP ARM, ANTI-SIPHON - 2" DIA. X 7.3" - PLASTIC
010166-01-000	EA	PLUG-THREADED, 1 1/4" DIAMETER - PLASTIC - BLACK
031111-01-000	EA	ELBOW-90 DEGREE, 1/4" BEND - 1 1/4" - PLASTIC
010122-01-000	EA	BUSHING-REDUCER, 1 1/2"SMOOTH X 1 1/4"THREAD - BLACK PLASTIC
010121-01-000	EA	BUSHING-REDUCER, 1 1/2"SMOOTH 1 1/4"HUB - PLASTIC - BLACK
010115-01-000	EA	COUPLING-1 1/2" HUB X HUB, PLASTIC
010079-01-000	EA	TEE-SANITARY, 1 1/2"H X 1 1/2"H X 1 1/4"H - PLASTIC - BLACK
010073-01-000	EA	WYE-45 DEGREE, 1 1/2" HUB X HUB X HUB - PLASTIC - BLACK
033761-01-000	EA	ELBOW-TURN, .25"BEND X 1.5"HUB X 1.5"SPIGOT - BLACK PLASTIC
034250-01-000	EA	ELBOW-90 DEGREE, LONG TURN - 1 1/2" HUB X HUB - ABS
010072-01-000	EA	TEE-SANITARY, 1 1/2" H X 1 1/4" H X 1 1/2" H - PLASTIC
010071-01-000	EA	TEE-SANITARY, 1 1/2" HUB X HUB X HUB - PLASTIC - BLACK
004020-01-000	QT	ADHESIVE-ABS CEMENT
010006-01-000	EA	ELBOW-45 DEG, 1/8" BEND - 1 1/2" HUB X HUB - BLACK PLASTIC
010008-01-000	EA	ELBOW-90 DEG, 1/4" BEND - 1 1/2" HUB X HUB - BLACK PLASTIC
010051-01-000	EA	ELBOW-45 DEG BEND, 1 1/2" SPIGOT AND HUB - PLASTIC - BLACK
010061-01-000	EA	ELBOW-45 DEGREE, STREET - 1/8" BEND - 3" S X H - PLASTIC

TOILET

KEY PART NUMBER	U/M	DESCRIPTION
700011-14-003	EA	BREAKER VACUUM WHT, THETFORD 8200
067487-01-702	EA	CLAMP, THETFORD 03752
063641-01-000	EA	FLANGE-CLOSET, 4" X 3"
064076-01-701	EA	MECHANISM STARLIGHT IVORY, THETFORD 14622 AFT 3/85
039341-01-700	EA	MECH-ASM-SH SL & SH GL & GH, THETFORD 15283
039341-02-705	EA	MOUNTING PKG A.M., 08975
039341-02-703	EA	PLUG-HOLE IVORY, THETFORD 03895-10
039341-02-704	EA	SEAT & CVR SET SL & SH NEV/STYLE, THETFORD 08855
064076-01-000	EA	TOILET-THETFORD, MODEL 50 - 15.5" X 18.9" X 11.1" - IVORY
067487-01-701	EA	WATER SAVER PKG., THETFORD 08993

WINDOW, VENT & EXTERIOR DOOR GROUP

VENTILATOR FAN OPTION L41M

KEY PART NUMBER	U/M	DESCRIPTION
084079-06-000	EA	VENT-EXHAUST, POWERED - OFF WHITE - FANTASTIC VENT
084079-01-700	EA	VENT COVER - FANTASTIC 1020-19
084079-01-701	EA	SCREEN ASM WHITE - FANTASTIC 1030-80
084079-01-702	EA	ARM LIFT ASM
034079-01-703	EA	CRANK EXTERIOR
084079-01-704	EA	FAN BLADE
084079-01-705	EA	MOTOR
084079-01-706	EA	12 VOLT PLUG
084079-01-707	EA	SAFETY SWITCH - FANTASTIC 1120.00
084079-01-708	EA	REVERSE SWITCH - FANTASTIC 1130-09
084079-01-709	EA	SWITCH ON & OFF (MAIN POWER) - FANTASTIC - 1100.00
084079-01-710	EA	THERMOSTAT - FANTASTIC 1140.00
084079-01-711	EA	N-MOLDING (MOTOR MOUNT)

CANADIAN OPTION L265

KEY PART NUMBER	U/M	DESCRIPTION
064469-08-000	EA	VENT-ROOF, POWERED - 14" X 14" - 12V - CANADIAN
064469-03-702	EA	LID-VENT WHITE
064469-03-706	EA	LIFT MECHANISM
048019-01-000	EA	MOTOR-ROOF VENT, 1/8 SHAFT - 12V
064469-01-000	EA	FAN-ROOF VENT, 6 BLADES - 6"
064469-07-700	EA	GARNISH-VENT TRIM
009439-01-000	EA	CRANK HANDLE-ROOF VENT

ENGINE COMPARTMENT

KEY PART NUMBER	U/M	DESCRIPTION
098527-01-000	EA	DOOR-CIRCUIT BREAKERS, UNDER HOOD - METAL - BLACK
098527-02-000	EA	DOOR-FUSES, UNDER HOOD - METAL - BLACK
098196-01-000	EA	LATCH-1/4 TURN, T-BAR
093674-01-000	EA	PLATE-CIRCUIT BREAKER, HOUSE

SKYLIGHT

KEY PART NUMBER	U/M	DESCRIPTION
077902-01-000	EA	COLLAR-SKYLITE
000910-01-000	EA	COVER-SKYLITE, OUTER - 15.25" X 22.25" - PLASTIC
081171-01-000	EA	TRIM-SKYLITE, OUTER - MILL FINISHED

**1991 WINNEBAGO
TABLE OF CONTENTS**

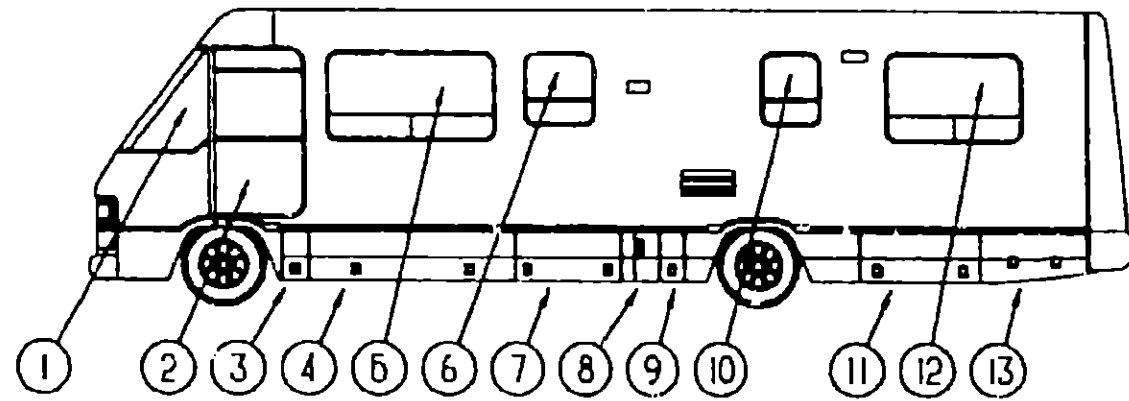
INTRODUCTION	A-01 - A-02
ABBREVIATIONS	A-03
ALPHABETICAL INDEX	A-04 - A-06
WCN28RT	A-07 - G-10
WCN32RQ	G-11 - L-20

1991 WCN32RQ INDEX

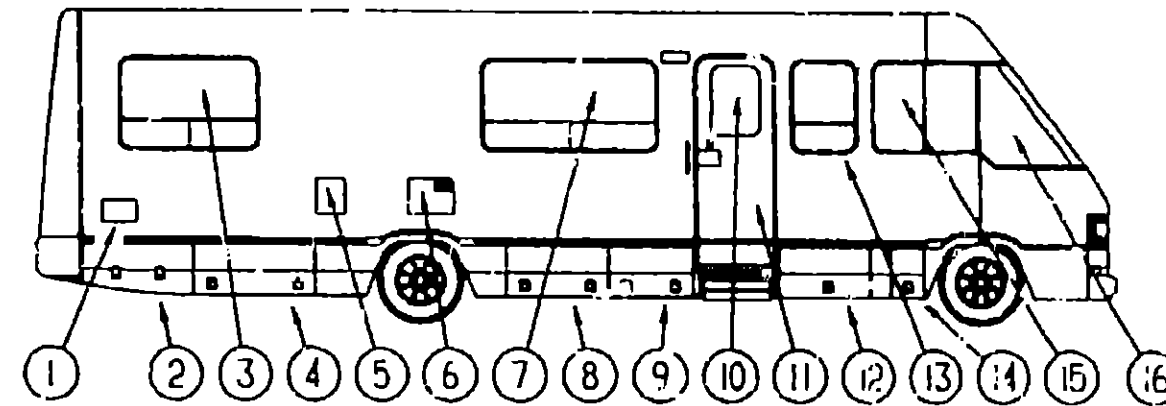
FLOOR PLAN	G-11 - G-12
ACCESSORIES	G-13 - G-24
BATH	H-01 - H-04
BEDROOM	H-05 - H-08
CHASSIS	H-09 - H-24
C C & PAD	I-01 - I-08
DINETTE	I-09 - I-10
DRIVERS	I-11 - I-14
ELECTRICAL	I-15 - I-22
EXTERIOR BODY	I-23 - J-08
GALLEY	J-09 - J-14
HEATING & A/C	J-15 - J-20
INTERIOR FINISH	J-21 - K-01
LABEL	K-02 - K-10
LP	K-11
LOUNGE	K-12 - K-13
SEALANTS & FASTENERS	K-14 - K-16
WATER & SEWAGE	K-17 - K-21
WINDOW, VENT AND EXTERIOR DOOR	K-22 - L-20

WINDOW, VENT & EXTERIOR DOOR GROUP (CONTINUED)

WINDOW, VENT & EXTERIOR DOOR GROUP (CONTINUED)



DRIVER SIDE WINDOWS & DOORS



PASSENGER SIDE WINDOWS & DOORS

1991 WINNEBAGO
TABLE OF CONTENTS

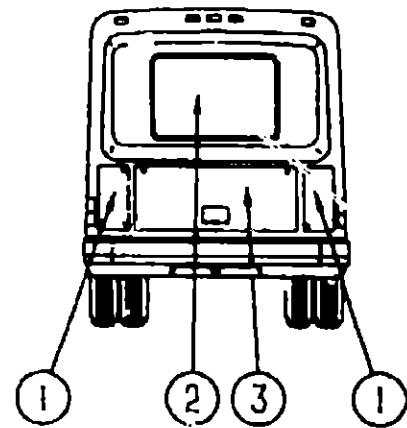
INTRODUCTION	A-01 - A-02
ABBREVIATIONS	A-03
ALPHABETICAL INDEX	A-04 - A-06
WCN28RT	A-07 - G-10
WCN32RQ	G-11 - L-20

KEY PART NUMBER	U/M	DESCRIPTION
1 091953-04-000	EA	GLASS-CORNER VENT, DRIVER
2 M97816-02-AB6	EA	DOOR-DRIVER
3 092481-03-B07	EA	DOOR-STORAGE/BATTERY/WATER CENTER, W/LATCHES - 19.4" X 9.5
4 092481-04-B07	EA	DOOR-STORAGE, W/LATCHES - 19.4" X 29.5" - BEIGE
5 092234-03-Y12	EA	WINDOW-TIPOUT, DOUBLE - W/O INSIDE FRAME - 31.5" X 60.9"
6 092235-09-Y12	EA	WINDOW-TIPOUT, W/O INSIDE FRAME - 25.5" X 25.4"
7 092481-04-B07	EA	DOOR-STORAGE, W/LATCHES - 19.4" X 29.5" - BEIGE
8 093028-06-AB6	EA	DOOR-FURNACE VENT, 19.4" X 15.8" - BEIGE
9 092481-03-B07	EA	DOOR-STORAGE/BATTERY/WATER CENTER, W/LATCHES - 19.4" X 9.5
084103-01-000	EA	DOOR-REFRIGERATOR, VENTED W/O JAMB - BEIGE
084104-01-700	EA	LOCK-MALE, FASTENER - REFRIGERATOR DOOR
084104-01-701	EA	LOCK-FEMALE, FASTENER - REFRIGERATOR DOOR
084104-01-000	EA	JAMB-DOOR, VENTED REFRIGERATOR - BEIGE
10 092235-10-Y12	EA	WINDOW-TIPOUT, W/O INSIDE FRAME - 15.8" X 25.5"
11 092481-08-B07	EA	DOOR-STORAGE/SEWAGE TANK, W/LATCHES - 19.4" X 43.7" - BEIGE
12 092234-01-Y12	EA	WINDOW-TIPOUT, DOUBLE - W/O INSIDE FRAME - 31.5" X 60.9"
13 092630-02-B07	EA	DOOR-STORAGE/GENERATOR, W/LATCHES - 40" TAPERED - BEIGE

KEY PART NUMBER	U/M	DESCRIPTION
1 103173-02-01A	EA	DOOR / JAMB - EXTERIOR SHOWER - WASHDOWN
2 092630-01-B07	EA	DOOR-STORAGE, W/LATCHES - 40" TAPERED - BEIGE
3 092234-01-Y12	EA	WINDOW-TIPOUT, DOUBLE - W/O INSIDE FRAME - 31.5" X 60.9"
4 092481-02-B07	EA	DOOR-STORAGE/SEWAGE TANK, W/LATCHES - 19.4" X 43.7" - BEIGE
5 078010-04-000	EA	DOOR-FUEL FILL W/JAMB - BEIGE
6 052009-02-000	EA	DOOR-WATER HEATER, ATWOOD 5576-27 - BEIGE
7 092234-03-Y12	EA	WINDOW-TIPOUT, DOUBLE - W/O INSIDE FRAME - 31.5" X 60.9"
8 092481-02-Y10	EA	DOOR-STORAGE/SEWAGE, W/LATCHES - 19.4" X 43.7" - BEIGE
9 092481-05-B07	EA	DOOR-LP, W/LATCHES - 19.4" X 29.5" - BEIGE
10 079733-04-T03	EA	WINDOW-PICTURE, W/O INSIDE FRAME - 17" X 23"
11 M01870-50-B07	EA	DOOR-ENTRY, W/JAMB AND SCREEN DOOR - B07 - CAMO BLUE
12 092481-04-B07	EA	DOOR-STORAGE, W/LATCHES - 19.4" X 29.5" - BEIGE
13 092235-06-Y12	EA	WINDOW-TIPOUT, SINGLE - W/O INSIDE FRAME - 31.6" X 22.8"
14 092481-03-B07	EA	DOOR-STORAGE/BATTERY/WATER CENTER, W/LATCHES - 19.4" X 9.5
15 093703-01-Y10	EA	WINDOW-SLIDING, W/O INSIDE FRAME
16 091953-03-000	EA	GLASS-CORNER VENT, PASSENGER

1991 WCN32RQ INDEX

FLOOR PLAN	G-11 - G-12
ACCESSORIES	G-13 - G-24
BATH	H-01 - H-04
BEDROOM	H-05 - H-08
CHASSIS	H-09 - H-24
C/C & PAD	I-01 - I-08
DINETTE	I-09 - I-10
DRIVERS	I-11 - I-14
ELECTRICAL	I-15 - I-22
EXTERIOR BODY	I-23 - J-08
GALLEY	J-09 - J-14
HEATING & AC	J-15 - J-20
INTERIOR FINISH	J-21 - K-01
LABEL	K-02 - K-10
LP	K-11
LOUNGE	K-12 - K-13
SEALANTS & FASTENERS	K-14 - K-16
WATER & SEWAGE	K-17 - K-21
WINDOW, VENT AND EXTERIOR DOOR	K-22 - L-20

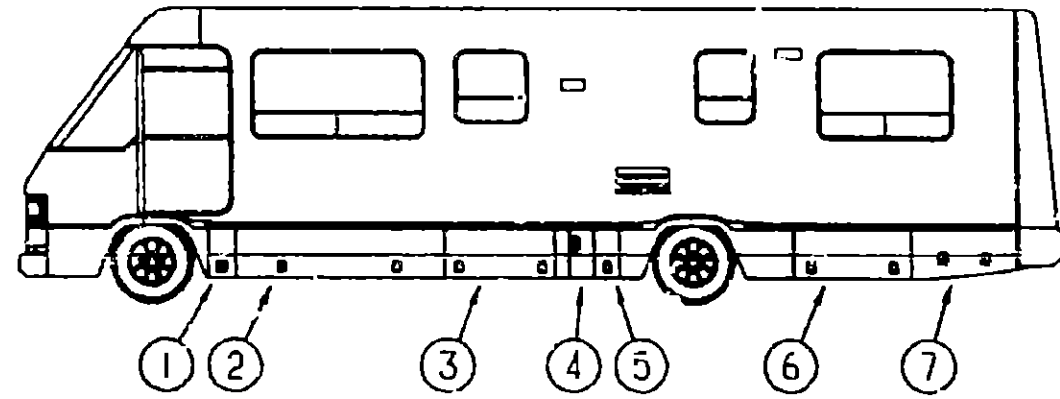


BACKWALL ESCAPE WINDOW AND DOORS

KEY PART NUMBER	U/M	DESCRIPTION
1 092981-01-Y10	EA	DOOR-COMPARTMENT, W/LOCK & KEY - 15.3" X 25.6" - BEIGE
2 087985-04-Y12	EA	WINDOW-ESCAPE, W/O INSIDE FRAME - 30.2" X 46.8"
3 092962-01-Y10	EA	DOOR-SPARE TIRE, W/LOCKS - 26.8" X 41.3" - BEIGE


WINDOW, VENT & EXTERIOR DOOR GROUP (CONTINUED)

DRIVERS SIDE



WINDOW, VENT & EXTERIOR DOOR GROUP (CONTINUED)

PASSENGERS SIDE



1991 WINNEBAGO

TABLE OF CONTENTS

INTRODUCTION	A-01 - A-02
ABBREVIATIONS	A-03
ALPHABETICAL INDEX	A-04 - A-06
WCN28RT	A-07 - G-10
WCN32RO	G-11 - L-20

KEY PART NUMBER	U/M	DESCRIPTION
1 092481-03-B07	EA	DOOR-STORAGE/BATTERY/WATER CENTER, W/LATCHES - 19.4" X 9.5
093668-01-02A	EA	POCKET-LATCH
092357-01-01A	EA	HINGE-COMPARTMENT DOOR, 76" - BEIGE
085730-01-000	EA	LATCH-PADDLE, W/KEY LOCK - PLASTIC - BEIGE
082684-01-700	EA	KEY-COMPARTMENT DOOR LOCK, BH024
2 092481-01-B07	EA	DOOR-STORAGE, W/LATCHES - 19.4" X 76.3" - BEIGE
092357-01-01A	EA	HINGE-COMPARTMENT DOOR, 76" - BEIGE
093668-01-02A	EA	POCKET-LATCH
085730-01-000	EA	LATCH-PADDLE, W/KEY LOCK - PLASTIC - BEIGE
082684-01-700	EA	KEY-COMPARTMENT DOOR LOCK, BH024
3 092481-04-B07	EA	DOOR-STORAGE, W/LATCHES - 19.4" X 29.5" - BEIGE
092357-01-01A	EA	HINGE-COMPARTMENT DOOR, 76" - BEIGE
093668-01-02A	EA	POCKET-LATCH
085730-01-000	EA	LATCH-PADDLE, W/KEY LOCK - PLASTIC - BEIGE
082684-01-700	EA	KEY-COMPARTMENT DOOR LOCK, BH024
4 093028-06-AB6	EA	DOOR-FURNACE VENT, 19.4" X 15.8" - BEIGE
092263-01-000	EA	PANEL-EXHAUST, FURNACE - 14" X 14.6" - GALVANIZED
092357-01-01A	EA	HINGE-COMPARTMENT DOOR, 76" - BEIGE
5 092481-03-B07	EA	DOOR-STORAGE/BATTERY/WATER CENTER, W/LATCHES - 19.4" X 9.5
092357-01-01A	EA	HINGE-COMPARTMENT DOOR, 76" - BEIGE
093668-01-02A	EA	POCKET-LATCH
085730-01-000	EA	LATCH-PADDLE, W/KEY LOCK - PLASTIC - BEIGE
082684-01-700	EA	KEY-COMPARTMENT DOOR LOCK, BH024
5 092481-08-B07	EA	DOOR-STORAGE/SEWAGE TANK, W/LATCHES - 19.4" X 43.7" - BEIGE
093668-01-02A	EA	POCKET-LATCH
085730-04-000	EA	LATCH-PADDLE, W/O KEY LOCK - PLASTIC - BEIGE
092357-01-01A	EA	HINGE-COMPARTMENT DOOR, 76" - BEIGE
7 092630-02-B07	EA	DOOR-STORAGE/GENERATOR, W/LATCHES - 40" TAPERED - BEIGE
092510-01-02A	EA	POCKET-LATCH
085730-04-000	EA	LATCH-PADDLE, W/O KEY LOCK - PLASTIC - BEIGE
092357-05-01A	EA	HINGE-VALANCE DOOR, 1011 BEIGE
092252-01-000	EA	COMPARTMENT-SPARE TIRE
077384-01-000	EA	PLATE-PIN, LADDER - 1.6" X 1.6" - 4 SM HOLES-1 LRG HOLE
077385-01-000	EA	PIN-PIVOT - FOR 077384-01-000
077399-01-000	EA	RETAINER-SPARE TIRE, 2" X 7.5" - HOLE IN MIDDLE
064081-01-000	EA	NUT-WING, 3/8" X 16 THREAD
092982-01-Y10	EA	DOOR-SPARE TIRE, W/LOCKS - 26.8" X 41.3" - BEIGE
077408-02-000	EA	LOCK-KEY TYPE
082684-01-700	EA	KEY-COMPARTMENT DOOR LOCK, BH024
090340-01-000	FT	SEAL-FOAM, CLOSED CELL - 1/4" X 1/2" X 50'
100128-01-00C	FT	SEAL-PILE, ADHESIVE BACK - GRAY
092981-01-Y10	EA	DOOR-BACKWALL COMPARTMENT, W/LOCK & KEY - 15.3" X 25.6" - BEIGE
077408-02-000	EA	LOCK-KEY TYPE
082684-01-700	EA	KEY-COMPARTMENT DOOR LOCK, BH024
009066-01-000	EA	HINGE-ALUMINUM, NO HOLES - 11/16" X 72" - UNPAINTED
084103-01-000	EA	DOOR-REFRIGERATOR, VENTED W/O JAMB - BEIGE
081104-01-700	EA	LOCK-MALE, FASTENER - REFRIGERATOR DOOR
081104-01-701	EA	LOCK-FEMALE, FASTENER - REFRIGERATOR DOOR
084104-01-000	EA	JAMB-DOOR, VENTED REFRIGERATOR - BEIGE

KEY PART NUMBER	U/M	DESCRIPTION
1 103173-02-01A	EA	DOOR / JAMB - EXTERIOR SHOWER - WASHDOWN
2 092630-01-B07	EA	DOOR-STORAGE, W/LATCHES - 40" TAPERED - BEIGE
092610-01-02A	EA	POCKET-LATCH
092357-01-01A	EA	HINGE-COMPARTMENT DOOR, 76" - BEIGE
085730-01-000	EA	PADDLE LATCH-COMPARTMENT DOOR, W/KEY LOCK - PLASTIC - BEIGE
082684-01-700	EA	KEY-COMPARTMENT DOOR LOCK, BH024
3 092481-02-Y10	EA	DOOR-STORAGE/SEWAGE, W/LATCHES - 19.4" X 43.7" - BEIGE
092357-02-02A	EA	HINGE-COMPARTMENT DOOR, 43.5"
093668-01-02A	EA	POCKET-LATCH
085730-09-000	EA	LATCH-PADDLE, W/KEY LOCK - PLASTIC - BEIGE
082684-01-700	EA	KEY-COMPARTMENT DOOR LOCK, BH024
4 078010-04-000	EA	DOOR-FUEL FILL W/JAMB - BEIGE
078200-01-000	EA	GASKET-DOOR, FUEL FILL - 3.5"OD X 2"ID
072447-04-000	EA	SHROUD-FUEL FILL
083576-01-000	EA	BOOT-FUEL FILL
084235-01-000	EA	SUPPORT-FLANGE, FUEL FILL BOOT
5 052009-02-000	EA	DOOR-WATER HEATER, ATWOOD 5576-27 - BEIGE
6 092481-02-B07	EA	DOOR-STORAGE/SEWAGE TANK, W/LATCHES - 19.4" X 43.7" - BEIGE
093668-01-02A	EA	POCKET-LATCH
092357-01-01A	EA	HINGE-COMPARTMENT DOOR, 76" - BEIGE
085730-01-000	EA	PADDLE LATCH-COMPARTMENT DOOR, W/KEY LOCK - PLASTIC - BEIGE
092684-01-700	EA	KEY-COMPARTMENT DOOR LOCK, BH024
7 092481-05-B07	EA	DOOR-LP, W/LATCHES - 19.4" X 29.5" - BEIGE
093668-01-02A	EA	POCKET-LATCH
085730-04-000	EA	LATCH-PADDLE, W/O KEY LOCK - PLASTIC - BEIGE
092357-01-01A	EA	HINGE-COMPARTMENT DOOR, 76" - BEIGE
M01870-50-B07	EA	DOOR-ENTRY, W/JAMB AND SCREEN DOOR - B07 - CAMEO BLUE
8 092481-04-B07	EA	DOOR-STORAGE, W/LATCHES - 19.4" X 29.5" - BEIGE
092357-01-01A	EA	HINGE-COMPARTMENT DOOR, 76" - BEIGE
093668-01-02A	EA	POCKET-LATCH
085730-09-000	EA	LATCH-PADDLE, W/KEY LOCK - PLASTIC - BEIGE
082684-01-700	EA	KEY-COMPARTMENT DOOR LOCK, BH024
9 092481-03-B07	EA	DOOR-STORAGE/BATTERY/WATER CENTER, W/LATCHES - 19.4" X 9.5
092357-01-01A	EA	HINGE-COMPARTMENT DOOR, 76" - BEIGE
093668-01-02A	EA	POCKET-LATCH
085730-09-000	EA	LATCH-PADDLE, W/KEY LOCK - PLASTIC - BEIGE
082684-01-700	EA	KEY-COMPARTMENT DOOR LOCK, BH024

1991 WCN32RQ INDEX

FLOOR PLAN	G-11 - G-12
ACCESSORIES	G-13 - G-24
BATH	H-01 - H-04
BEDROOM	H-05 - H-08
CHASSIS	H-09 - H-24
C C & PAD	I-01 - I-03
DINETTE	I-09 - I-10
DRIVERS	I-11 - I-14
ELECTRICAL	I-15 - I-22
EXTERIOR BODY	I-23 - J-08
GALLEY	J-09 - J-14
HEATING & A/C	J-15 - J-20
INTERIOR FINISH	J-21 - K-01
LABEL	K-02 - K-10
LP	K-11
LOUNGE	K-12 - K-13
SEALANTS & FASTENERS	K-14 - K-16
WATER & SEWAGE	K-17 - K-21
WINDOW, VENT AND EXTERIOR DOOR	K-22 - L-20

WINDOW, VENT & EXTERIOR DOOR GROUP (CONTINUED)

DRIVER SIDE AND PASS SIDE BEDROOM WINDOWS

KEY PART NUMBER	U/M	DESCRIPTION
090893-07-01A	EA	FRAME-WINDOW, INSIDE - 31.4" X 60.9" - BLACK
092234-01-Y12	EA	WINDOW-TIPOUT, DOUBLE - W/O INSIDE FRAME - 31.5" X 60.9" STATIONARY GLASS IS NOT AVAILABLE - ORDER ENTIRE ASSEMBLY
000G39-06-16T	EA	SCREW-SF/DR, 6-20 X 1 PPH - BLACK
000G39-08-12T	EA	SCREW-SF/DR, 8-18 X 3/4 PPH - BLACK
035302-01-000	EA	OPERATOR-TORQUE, TIPOUT WINDOW - LEFT
035302-02-000	EA	OPERATOR-TORQUE, TIPOUT WINDOW - LEFT
038886-01-000	EA	SEAL-BUTYL, .31" X .31" X 148" LONG
068927-03-000	EA	SEAL-WINDOW, RUBBER - ROUND - .80" DIA. - BLACK
076322-02-000	FT	TAPE-FOAM, DOUBLE COATED - .045" X 1" - INC. OF 108 FT
080218-03-000	SF	SCREEN-FIBERGLASS, 12" WIDE
080914-01-000	EA	KEY-CORNER, TIPOUT WINDOW
081377-01-700	EA	ADHESIVE-CYANOACRYLATE, 10 GRAM TUBE
081649-01-000	EA	RING-SNAP, 7/32 SHAFT DIAMETER
083227-06-000	EA	TUBE-TORQUE, WINDOW - FRONT
080918-01-000	EA	SPRING-TORQUE TUBE, REAR
080918-02-000	EA	SPRING-TORQUE TUBE, FRONT
081427-01-000	EA	ARM-TORQUE TUBE
083228-06-000	EA	TUBE-TORQUE, WINDOW - REAR
080918-01-000	EA	SPRING-TORQUE TUBE, REAR
080918-02-000	EA	SPRING-TORQUE TUBE, FRONT
081427-01-000	EA	ARM-TORQUE TUBE
084067-01-000	FT	SEAL-E SHAPED, SPONGE - TIPOUT WINDOW - .4" X .4" - BLACK
084068-20-000	EA	GLASS-TIPOUT, 9.2" X 20.4"
084453-01-000	EA	WASHER-.060 X .50 X .135 - PLASTIC
084453-02-000	EA	WASHER-.060 X .50 X .250 - PLASTIC
084473-01-000	EA	SEAL-RUBBER, TIPOUT WINDOW
085315-01-000	EA	RIVET-SHOULDER, TIPOUT WINDOW
086762-01-000	EA	T NUT 10-32
086763-01-000	EA	SCREW-MACH, 10 - 32 X 1/4 PTH
087561-01-000	FT	SPLINE-GLASS, EXTERIOR - VINYL - BLACK
089913-01-000	EA	HINGE-TIPOUT WINDOW, BLACK
097578-01-000	EA	LINKAGE-TIPOUT WINDOW
084453-01-000	EA	WASHER-.060 X .50 X .135 - PLASTIC
084473-01-000	EA	SEAL-RUBBER, TIPOUT WINDOW
085315-01-000	EA	RIVET-SHOULDER, TIPOUT WINDOW
100168-01-000	EA	CLIP-SPRING, SCREEN
100240-01-000	FT	SPLINE-SCREEN, T-SHAPED
067052-02-000	EA	KNOB-OPERATOR, TIPOUT WINDOW - BEIGE FROM: 00-00-00 THRU: 08-12-90
101290-01-01A	EA	KNOB-OPERATOR, BRASS FROM: 08-13-90 THRU: 99-99-99
089371-01-000	EA	SCREW-MACHINE, 8-32 X 3 5/16 - ZN FROM: 00-00-00 THRU: 08-12-90
101289-01-01A	EA	SCREW-MACH, 8-32 X 4 - POH - BRASS FROM: 08-13-90 THRU: 99-99-99
090025-01-000	EA	EXTENSION-WINDOW CONTROL

WINDOW, VENT & EXTERIOR DOOR GROUP (CONTINUED)

GALLEY WINDOW

KEY PART NUMBER	U/M	DESCRIPTION
090893-02-01A	EA	FRAME-WINDOW, INSIDE - 25.3" X 25.5" - BLACK
092235-09-Y12	EA	WINDOW-TIPOUT, W/O INSIDE FRAME - 25.5" X 25.4" STATIONARY GLASS IS N/A DUE TO MANUFACTURING TECHNIQUE
000G39-06-16T	EA	SCREW-SF/DR, 6-20 X 1 PPH - BLACK
035302-02-000	EA	OPERATOR-TORQUE, TIPOUT WINDOW - LEFT
068927-03-000	EA	SEAL-WINDOW, RUBBER - ROUND - .80" DIA. - BLACK
076322-02-000	FT	TAPE-FOAM, DOUBLE COATED - .045" X 1" - INC. OF 108 FT
080218-03-000	SF	SCREEN-FIBERGLASS, 12" WIDE
080914-01-000	EA	KEY-CORNER, TIPOUT WINDOW
081377-01-700	EA	ADHESIVE-CYANOACRYLATE, 10 GRAM TUBE
081649-01-000	EA	RING-SNAP, 7/32 SHAFT DIAMETER
080918-01-000	EA	SPRING-TORQUE TUBE, REAR
080918-02-000	EA	SPRING-TORQUE TUBE, FRONT
081427-01-000	EA	ARM-TORQUE TUBE
084067-01-000	FT	SEAL-E SHAPED, SPONGE - TIPOUT WINDOW - .4" X .4" - BLACK
084068-15-000	EA	GLASS-TIPOUT, 9.2" X 24.5"
084453-01-000	EA	WASHER-.060 X .50 X .135 - PLASTIC
084453-02-000	EA	WASHER-.060 X .50 X .250 - PLASTIC
084473-01-000	EA	SEAL-RUBBER, TIPOUT WINDOW
085315-01-000	EA	RIVET-SHOULDER, TIPOUT WINDOW
086762-01-000	EA	T NUT 10-32
086763-01-000	EA	SCREW-MACH, 10 - 32 X 1/4 PTH
087561-01-000	FT	SPLINE-GLASS, EXTERIOR - VINYL - BLACK
089913-01-000	EA	HINGE-TIPOUT WINDOW, BLACK
097578-01-000	EA	LINKAGE-TIPOUT WINDOW
084453-01-000	EA	WASHER-.060 X .50 X .135 - PLASTIC
084473-01-000	EA	SEAL-RUBBER, TIPOUT WINDOW
085315-01-000	EA	RIVET-SHOULDER, TIPOUT WINDOW
100168-01-000	EA	CLIP-SPRING, SCREEN
100240-01-000	FT	SPLINE-SCREEN, T-SHAPED
067052-02-000	EA	KNOB-OPERATOR, TIPOUT WINDOW - BEIGE FROM: 07-00-00 THRU: 08-12-90
101290-01-01A	EA	KNOB-OPERATOR, BRASS FROM: 08-13-90 THRU: 99-99-99
089371-01-000	EA	SCREW-MACHINE, 8-32 X 3 5/16 - ZN FROM: 00-00-00 THRU: 08-12-90
101289-01-01A	EA	SCREW-MACH, 8-32 X 4 - POH - BRASS FROM: 08-13-90 THRU: 99-99-99
009439-06-000	EA	EXTENSION-CRANK HANDLE, WINDOW/ROOF VENT - .9" - BLACK

1991 WINNEBAGO

TABLE OF CONTENTS

INTRODUCTION	A-01 - A-02
ABBREVIATIONS	A-03
ALPHABETICAL INDEX	A-04 - A-06
WCN28RT	A-07 - G-10
WCN32RQ	G-11 - L-20

1991 WCN32RQ INDEX

FLOOR PLAN	G-11 - G-12
ACCESSORIES	G-13 - G-24
BATH	H-01 - H-04
BEDROOM	H-05 - H-08
CHASSIS	H-09 - H-24
C C & PAD	I-01 - I-08
DINETTE	I-09 - I-10
DRIVERS	I-11 - I-14
ELECTRICAL	I-15 - I-22
EXTERIOR BODY	I-23 - J-08
GALLEY	J-09 - J-14
HEATING & A/C	J-15 - J-20
INTERIOR FINISH	J-21 - K-01
LABEL	K-02 - K-10
LP	K-11
LCUNGE	K-12 - K-13
SEALANTS & FASTENERS	K-14 - K-16
WATER & SEWAGE	K-17 - K-21
WINDOW, VENT AND EXTERIOR DOOR	K-22 - L-20

WINDOW, VENT & EXTERIOR DOOR GROUP (CONTINUED)

BATH WINDOW

KEY PART NUMBER	U/M	DESCRIPTION
090893-15-01A	EA	FRAME-WINDOW, INSIDE - 25.5" X 15.9" - BLACK
092235-10-Y12	EA	WINDOW-TIPOUT, W/O INSIDE FRAME - 15.8" X 25.5" STATIONARY GLASS IS N/A DUE TO MANUFACTURING TECHNIQUES
000G39-06-16T	EA	SCREW-SF/DR, 6-20 X 1 PPH - BLACK
035302-02-000	EA	OPERATOR-TORQUE, TIPOUT WINDOW - LEFT
068927-03-000	EA	SEAL-WINDOW, RUBBER - ROUND - .80" DIA. - BLACK
080218-03-000	SF	SCREEN-FIBERGLASS, 12" WIDE
080914-01-000	EA	KFY-CORNER, TIPOUT WINDOW
081649-01-000	EA	RING-SNAP, 7/32 SHAFT DIAMETER
080918-01-000	EA	SPRING-TORQUE TUBE, REAR
080918-02-000	EA	SPRING-TORQUE TUBE, FRONT
081427-01-000	EA	ARM-TORQUE TUBE
084067-01-000	FT	SEAL-E SHAPED, SPONGE - TIPOUT WINDOW - .4" X .4" - BLACK
084068-14-000	EA	GLASS-TIPOUT, 9" X 15"
084453-01-000	EA	WASHER-.060 X .50 X .135 - PLASTIC
084453-02-000	EA	WASHER-.060 X .50 X .250 - PLASTIC
084473-01-000	EA	SEAL-RUBBER, TIPOUT WINDOW
085315-01-000	EA	RIVET-SHOULDER, TIPOUT WINDOW
086762-01-000	EA	T NUT 10-32
086763-01-000	EA	SCREW-MACH, 10 - 32 X 1/4 PTH
089913-01-000	EA	HINGE-TIPOUT WINDOW, BLACK
097578-01-000	EA	LINKAGE-TIPOUT WINDOW
084453-01-000	EA	WASHER-.060 X .50 X .135 - PLASTIC
084473-01-000	EA	SEAL-RUBBER, TIPOUT WINDOW
085315-01-000	EA	RIVET-SHOULDER, TIPOUT WINDOW
100168-01-000	EA	CLIP-SPRING, SCREEN
100240-01-000	FT	SPLINE-SCREEN, T-SHAPED
067052-02-000	EA	KNOB-OPERATOR, TIPOUT WINDOW - BEIGE FROM: 00-00-00 THRU: 08-12-90
101290-01-01A	EA	KNOB-OPERATOR, BRASS FROM: 08-13-90 THRU: 99-99-99
089371-01-000	EA	SCREW-MACHINE, 8-32 X 3 5/16 - ZN FROM: 00-00-00 THRU: 08-12-90
101289-01-01A	EA	SCREW-MACHINE, 8-32 X 4 - POH - BRASS FROM: 08-13-90 THRU: 99-99-99
090025-01-000	EA	EXTENSION-WINDOW CONTROL

WINDOW, VENT & EXTERIOR DOOR GROUP (CONTINUED)

ENTRY DOOR WINDOW

KEY PART NUMBER	U/M	DESCRIPTION
067609-27-000	EA	FRAME-WINDOW, INSIDE PICTURE - BLACK
079733-07-AA8	EA	WINDOW-ENTRY DOOR, 17" X 25" - FROSTED GLASS
002181-07-000	EA	GLASS-WINDOW, .182" X 16.25" X 24" - FROSTED
050216-02-000	FT	SPLINE-GLASS, EXTERIOR - VINYL - .19" - BLACK FROM: 00-00-00 THRU: 01-07-90
087561-01-000	FT	SEAL-GLASS, EXTERIOR - VINYL - BLACK

CAB PASSENGERS SIDE WINDOW

KEY PART NUMBER	U/M	DESCRIPTION
093703-01-Y10	EA	WINDOW-SLIDING, W/O INSIDE FRAME
000G39-06-16T	EA	SCREW-SF/DR, 6-20 X 1 PPH - BLACK
002328-01-000	EA	BLOCK-WINDOW, 1/8" X 3/16" X 1"
002389-03-209	EA	HOLDER-SEAL, GLASS HOLDER, - 1.16" - BLACK
023320-01-000	EA	PAD-FELT, 3/8" DIAMETER - BROWN
041928-02-000	FT	SEAL-EXTERIOR WINDOW, BLACK
042077-01-000	FT	CHANNEL-WEATHERSTRIP, GLASS RUN - U-SHAPED - 3/16"
047369-01-700	EA	LATCH KIT-WINDOW, W/SCREWS - PLASTIC - BLACK
050216-02-000	FT	SPLINE-GLASS, EXTERIOR - VINYL - .19" - BLACK
057656-12-000	EA	GLASS-STATIONARY, .19" X 30.4" X 15.7"
073740-01-000	FT	SEAL-FIN, .46" PILE HEIGHT - GRAY
079824-01-000	FT	SEAL-WINDOW, WEATHER - C/FOLD - .5"
081377-01-700	EA	ADHESIVE-CYANOACRYLATE, 10 GRAM TUBE
081980-11-000	EA	GLASS-SLIDER, .13" X 30.4" X 16.6"
064170-09-000	EA	MULLION-SLIDER, WINDOW - BLACK -
092665-01-Y10	EA	FRAME-WINDOW, INSIDE - BLACK
078364-01-000	EA	HOLDER-UPPER SCREEN, EXTRUDED PLASTIC - 9.5" - BLACK
078365-01-000	EA	HOLDER-LOWER SCREEN, EXTRUDED PLASTIC - 9.5" - BLACK
092538-01-Y10	EA	FRAME-WINDOW, INSIDE
092664-01-Y10	EA	SCREEN ASSEMBLY
002291-02-000	SF	SCREENING-WINDOW, 20" WIDE - CHARCOAL FROM: 00-00-00 THRU: 03-25-90
002298-02-000	FT	SCREENING-ROOF VENT/WINDOW, 16" - BLACK FROM: 03-26-90 THRU: 99-99-99
079667-02-000	FT	SPLINE-VENT/WINDOW SCREEN, .128 DIAMETER - BLACK
079824-01-000	FT	TAPE-PLASTIC FILM, .375 WIDE SEAL-WINDOW, WEATHER - C/FOLD - .5"

**1991 WINNEBAGO
TABLE OF CONTENTS**

INTRODUCTION	A-01 - A-02
ABBREVIATIONS	A-03
ALPHABETICAL INDEX	A-04 - A-06
WCN28RT	A-07 - G-10
WCN32RQ	G-11 - L-20

1991 WCN32RQ INDEX

FLOOR PLAN	G-11 - G-12
ACCESSORIES	G-13 - G-24
BATH	H-01 - H-04
BEDROOM	H-05 - H-08
CHASSIS	H-09 - H-24
C C & PAD	I-01 - I-08
DINETTE	I-09 - I-10
DRIVERS	I-11 - I-14
ELECTRICAL	I-15 - I-22
EXTERIOR BODY	I-23 - J-08
GALLEY	J-09 - J-14
HEATING & A/C	J-15 - J-20
INTERIOR FINISH	J-21 - K-01
LABEL	K-02 - K-10
LP	K-11
LOUNGE	K-12 - K-13
SEALANTS & FASTENERS	K-14 - K-16
WATER & SEWAGE	K-17 - K-21
WINDOW, VENT AND EXTERIOR DOOR	K-22 - L-20

WINDOW, VENT & EXTERIOR DOOR GROUP (CONTINUED)

DINETTE WINDOW

KEY PART NUMBER	U/M	DESCRIPTION
090893-09-01A	EA	FRAME-WINDOW, INSIDE - 31.4" X 60.9" - BLACK
092234-03-Y12	EA	WINDOW-TIPOUT, DOUBLE - W/O INSIDE FRAME - 31.5" X 60.9" STATIONARY GLASS IS NOT AVAILABLE - ORDER ENTIRE ASSEMBLY
000G39-06-16T	EA	SCREW-SF/DR, 6-20 X 1 PPH - BLACK
000G39-08-12T	EA	SCREW-SF/DR, 8-18 X 3/4 PPH - BLACK
035302-01-000	EA	OPERATOR-TORQUE, TIPOUT WINDOW - LEFT
035302-02-000	EA	OPERATOR-TORQUE, TIPOUT WINDOW - LEFT
038886-01-000	EA	TAPE-BUTYL, .31" X .31" X 148" LONG
068927-03-000	EA	SEAL-WINDOW, RUBBER - ROUND - .80" DIA. - BLACK
076322-02-000	FT	TAPE-FOAM, DOUBLE COATED - .045" X 1" - INC. OF 108 FT
080218-03-000	SF	SCREEN-FIBERGLASS, 12" WIDE
080914-01-000	EA	KEY-CORNER, TIPOUT WINDOW
081377-01-700	EA	ADHESIVE-CYANOACRYLATE, 10 GRAM TUBE
081649-01-000	EA	RING-SNAP, 7/32 SHAFT DIAMETER
083227-08-000	EA	TUBE-TORQUE, WINDOW - REAR
080918-01-000	EA	SPRING-TORQUE TUBE, REAR
080918-02-000	EA	SPRING-TORQUE TUBE, FRONT
081427-01-000	EA	ARM-TORQUE TUBE
083228-08-000	EA	TUBE-TORQUE, WINDOW - FRONT
080918-01-000	EA	SPRING-TORQUE TUBE, REAR
080918-02-000	EA	SPRING-TORQUE TUBE, FRONT
081427-01-000	EA	ARM-TORQUE TUBE
084067-01-000	FT	SEAL-E SHAPED, SPONGE - TIPOUT WINDOW - .4" X .4" - BLACK
084068-22-000	EA	GLASS-TIPOUT, 9.2" X 29.9"
084453-01-000	EA	WASHER-.060 X .50 X .135 - PLASTIC
084453-02-000	EA	WASHER-.060 X .50 X .250 - PLASTIC
084473-01-000	EA	SEAL-RUBBER, TIPOUT WINDOW
085315-01-000	EA	RIVET-SHOULDER, TIPOUT WINDOW
086762-01-000	EA	T NUT 10-32
086763-01-000	EA	SCREW-MACH, 10 - 32 X 1/4 PTH
087561-01-000	FT	SPLINE-GLASS, EXTERIOR - VINYL - BLACK
089913-01-000	EA	HINGE-TIPOUT WINDOW, BLACK
097578-01-000	EA	LINKAGE-TIPOUT WINDOW
084453-01-000	EA	WASHER-.060 X .50 X .135 - PLASTIC
084473-01-000	EA	SEAL-RUBBER, TIPOUT WINDOW
085315-01-000	EA	RIVET-SHOULDER, TIPOUT WINDOW
100168-01-000	EA	CLIP-SPRING, SCREEN
100240-01-000	FT	SPLINE-SCREEN, T-SHAPED
067052-02-000	EA	KNOB-OPERATOR, TIPOUT WINDOW - BEIGE FROM: 00-00-00 THRU: 08-12-90
101290-01-01A	EA	KNOB-OPERATOR, BRASS FROM: 08-13-90 THRU: 99-99-99
089371-01-000	EA	SCREW-MACHINE, 8-32 X 3 5/16 - ZN FROM: 00-00-00 THRU: 08-12-90
101299-01-01A	EA	SCREW-MACH, 8-32 X 4 - POH - BRASS FROM: 08-13-90 THRU: 99-99-99
090025-01-000	EA	EXTENSION-WINDOW CONTROL

WINDOW, VENT & EXTERIOR DOOR GROUP (CONTINUED)

PASSENGER SIDE LOUNGE WINDOW

KEY PART NUMBER	U/M	DESCRIPTION
090893-06-01A	EA	FRAME-WINDOW, INSIDE - 31.6" X 22.8" - BLACK
092235-06-Y12	EA	WINDOW-TIPOUT, SINGLE - W/O INSIDE FRAME - 31.6" X 22.8" STATIONARY GLASS IS N/A DUE TO MANUFACTURING TECHNIQUE
000G39-06-16T	EA	SCREW-SF/DR, 6-20 X 1 PPH - BLACK
080218-03-000	SF	SCREEN-FIBERGLASS, 12" WIDE
100240-01-000	FT	SPLINE-SCREEN, T-SHAPED
035302-02-000	EA	OPERATOR-TORQUE, TIPOUT WINDOW - LEFT
068927-03-000	EA	SEAL-WINDOW, RUBBER - ROUND - .80" DIA. - BLACK
076322-02-000	FT	TAPE-FOAM, DOUBLE COATED - .045" X 1" - INC. OF 108 FT
080914-01-000	EA	KEY-CORNER, TIPOUT WINDOW
081354-01-000	EA	SLEEVE-TORQUE TUBE, TIPOUT WINDOW
081377-01-700	EA	ADHESIVE-CYANOACRYLATE, 10 GRAM TUBE
081649-01-000	EA	RING-SNAP, 7/32 SHAFT DIAMETER
083150-14-000	EA	TUBE-TORQUE, WINDOW
080918-01-000	EA	SPRING-TORQUE TUBE, FRONT
080918-02-000	EA	SPRING-TORQUE TUBE, FRONT
081427-01-000	EA	ARM-TORQUE TUBE
084067-01-000	FT	SEAL-E SHAPED, SPONGE - TIPOUT WINDOW - .4" X .4" - BLACK
084068-19-000	EA	GLASS-TIPOUT, - 9" X 22"
084453-01-000	EA	WASHER-.060 X .50 X .135 - PLASTIC
084453-02-000	EA	WASHER-.060 X .50 X .250 - PLASTIC
084473-01-000	EA	SEAL-RUBBER, TIPOUT WINDOW
085315-01-000	EA	RIVET-SHOULDER, TIPOUT WINDOW
086762-01-000	EA	T NUT 10-32
086763-01-000	EA	SCREW-MACH, 10 - 32 X 1/4 PTH
087561-01-000	FT	SPLINE-GLASS, EXTERIOR - VINYL - BLACK
009913-01-000	EA	HINGE-TIPOUT WINDOW, BLACK
097578-01-000	EA	LINKAGE-TIPOUT WINDOW
084453-01-000	EA	WASHER-.060 X .50 X .135 - PLASTIC
084473-01-000	EA	SEAL-RUBBER, TIPOUT WINDOW
085315-01-000	EA	RIVET-SHOULDER, TIPOUT WINDOW
100168-01-000	EA	CLIP-SPRING, SCREEN
067052-02-000	EA	KNOB-OPERATOR, TIPOUT WINDOW - BEIGE FROM: 00-00-00 THRU: 08-12-90
101290-01-01A	EA	KNOB-OPERATOR, BRASS FROM: 08-13-90 THRU: 99-99-99
089371-01-000	EA	SCREW-MACHINE, 8-32 X 3 5/16" - FOR EXTENDED WINDOW KNOB FROM: 00-00-00 THRU: 08-12-90
101289-01-01A	EA	SCREW-MACHINE, 8-32 X 4 - POH - BRASS FROM: 08-12-90 THRU: 99-99-99
090025-01-000	EA	EXTENSION-CONTROL, WINDOW - 2"

1991 WINNEBAGO
TABLE OF CONTENTS

INTRODUCTION	A-01 - A-02
ABBREVIATIONS	A-03
ALPHABETICAL INDEX	A-04 - A-06
WCN28RT	A-07 - G-10
WCN32RQ	G-11 - L-20

1991 WCN32RQ INDEX

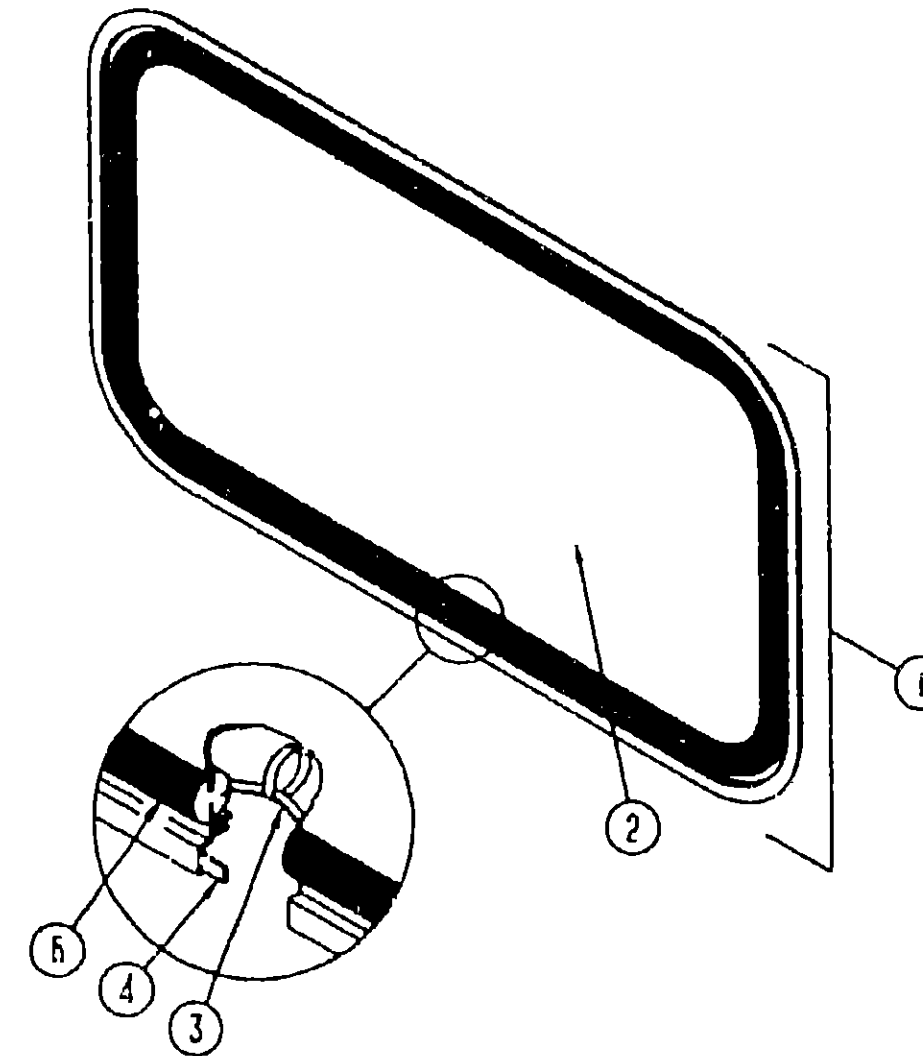
FLOOR PLAN	G-11 - G-12
ACCESSORIES	G-13 - G-24
BATH	H-01 - H-04
BEDROOM	H-05 - H-08
CHASSIS	H-09 - H-24
C C & PAD	I-01 - I-08
DINETTE	I-09 - I-10
DRIVERS	I-11 - I-14
ELECTRICAL	I-15 - I-22
EXTERIOR BODY	I-23 - J-08
GALLEY	J-09 - J-14
HEATING & A/C	J-15 - J-20
INTERIOR FINISH	J-21 - K-01
LABEL	K-02 - K-10
LP	K-11
LOUNGE	K-12 - K-13
SEALANTS & FASTENERS	K-14 - K-16
WATER & SEWAGE	K-17 - K-21
WINDOW, VENT AND EXTERIOR DOOR	K-22 - L-20

WINDOW, VENT & EXTERIOR DOOR GROUP (CONTINUED)

DRIVER SIDE LOUNGE WINDOW

KEY PART NUMBER	U/M	DESCRIPTION
090893-09-01A	EA	FRAME-WINDOW, INSIDE - 31.4" X 60.9" - BLACK
092234-03-Y12	EA	WINDOW-TIPOUT, DOUBLE - W/O INSIDE FRAME - 31.5" X 60.9" STATIONARY GLASS IS N/A DUE TO MANUFACTURING TECHNIQUE
000G39-06-16T	EA	SCREW-SF/DR. 6-20 X 1 PPH - BLACK
000G39-08-12T	EA	SCREW-SF/DR. 8-18 X 3/4 PPH - BLACK
080218-03-000	SF	SCREEN-FIBERGLASS. 12" WIDE
100240-01-000	FT	SPLINE-SCREEN. T-SHAPED
035302-01-000	EA	OPERATOR-TORQUE. TIPOUT WINDOW - LEFT
035302-02-000	EA	OPERATOR-TORQUE. TIPOUT WINDOW - LEFT
038886-01-000	EA	TAPE-BUTYL. .31" X .31" X 148" LONG
068927-03-000	EA	SEAL-WINDOW, RUBBER - ROUND - .80" DIA. - BLACK
076322-02-000	FT	TAPE-FOAM, DOUBLE COATED - .045" X 1" - INC. OF 108 FT
080914-01-000	EA	KEY-CORNER, TIPOUT WINDOW
081377-01-700	EA	ADHESIVE-CYANOACRYLATE. 10 GRAM TUBE
081649-01-000	EA	RING-SNAP, 7/32 SHAFT DIAMETER
083227-08-000	EA	TUBE-TORQUE. TIPOUT WINDOW - FRONT SIDE
080918-01-000	EA	SPRING-TORQUE TUBE. REAR
080918-02-000	EA	SPRING-TORQUE TUBE. FRONT
081427-01-000	EA	ARM-TORQUE TUBE
083228-08-000	EA	TUBE-TORQUE. TIPOUT WINDOW - REAR SIDE
080918-01-000	EA	SPRING-TORQUE TUBE. REAR
080918-02-000	EA	SPRING-TORQUE TUBE. FRONT
081427-01-000	EA	ARM-TORQUE TUBE
084067-01-000	FT	SEAL-E SHAPED. SPONGE - TIPOUT WINDOW - .4" X .4" - BLACK
084058-22-000	EA	GLASS-TIPOUT, 9.2" X 29.9"
084453-01-000	EA	WASHER-.06" X .5" X .135" - PLASTIC
084453-02-000	EA	WASHER-.06" X .5" X .25" - PLASTIC
084473-01-000	EA	SEAL-RUBBER, TIPOUT WINDOW
085315-01-000	EA	RIVET-SHOULDER, TIPOUT WINDOW
086762-01-000	EA	T NUT 10-32
086763-01-000	EA	SCREW-MACH. 10 - 32 X 1/4 PTH
087561-01-000	FT	SPLINE-GLASS. EXTERIOR - VINYL - BLACK
089913-01-000	EA	HINGE-TIPOUT WINDOW, BLACK
097578-01-000	EA	LINKAGE-TIPOUT WINDOW
084453-01-000	EA	WASHER-.060 X .50 X .135 - PLASTIC
084473-01-000	EA	SEAL-RUBBER, TIPOUT WINDOW
085315-01-000	EA	RIVET-SHOULDER, TIPOUT WINDOW
100168-01-000	EA	CLIP-SPRING, SCREEN
067052-02-000	EA	KNOB-OPERATOR, TIPOUT WINDOW - BEIGE FROM: 00-00-00 THRU: 08-12-90
101290-01-01A	EA	KNOB-OPERATOR, BRASS FROM: 08-13-90 THRU: 99-99-99
089371-01-000	EA	SCREW-MACHINE. 8-32 X 3 5/16" - FOR EXTENDED WINDOW KNOB FROM: 00-00-00 THRU: 08-12-90
101289-01-01A	EA	SCREW-MACHINE. 8-32 X 4 - POH - BRASS FROM: 08-13-90 THRU: 99-99-99
090025-01-000	EA	EXTENSION-CONTROL, WINDOW - 2"

WINDOW, VENT & EXTERIOR DOOR GROUP (CONTINUED)



BACKWALL ESCAPE WINDOW

KEY PART NUMBER	U/M	DESCRIPTION
076650-04-000	EA	FRAME-WINDOW, INSIDE - BLACK
087985-04-Y12	EA	WINDOW-ESCAPE, W/O INSIDE FRAME - 30.2" X 46.8"
002282-01-000	FT	WEATHER STRIP-WINDOW, RUBBER - .125" - BLACK
002285-01-000	FT	FILLER-WEATHER STRIP, RUBBER - BLACK
069640-07-000	FT	SEALER-RIBBON, 2" X 3/32" - INCREMENTS OF 30"
076337-06-000	EA	GLASS-ESCAPE, .44.8" X 28"
006199-01-000	EA	LABEL-EXIT, "ESCAPE WINDOW"
047731-01-000	EA	LABEL-EMERGENCY EXIT

1991 WINNEBAGO

TABLE OF CONTENTS

INTRODUCTION	A-01 - A-02
ABBREVIATIONS	A-03
ALPHABETICAL INDEX	A-04 - A-06
WCN28RT	A-07 - G-10
WCN32RQ	G-11 - L-20

1981 WCN32RQ INDEX

FLOOR PLAN	G-11 - G-12
ACCESSORIES	G-13 - G-24
BATH	H-01 - H-04
BEDROOM	H-05 - H-08
CHASSIS	H-09 - H-24
C C & PAD	I-01 - I-08
DINETTE	I-09 - I-10
DRIVERS	I-11 - I-14
ELECTRICAL	I-15 - I-22
EXTERIOR BODY	I-23 - J-08
GALLEY	J-09 - J-14
HEATING & A/C	J-15 - J-20
INTERIOR FINISH	J-21 - K-01
LABEL	K-02 - K-10
LP	K-11
LOUNGE	K-12 - K-13
SEALANTS & FASTENERS	K-14 - K-16
WATER & SEWAGE	K-17 - K-21
WINDOW, VENT AND EXTERIOR DOOR	K-22 - L-20

WINDOW, VENT & EXTERIOR DOOR GROUP (CONTINUED)

PASSENGER SLIDING WINDOW

KEY PART NUMBER	U/M	DESCRIPTION
082057-02-U04	EA	WINDOW-DRIVERS, SLANTED SLIDER W/O INSIDE FRAME
082056-02-AB1	EA	FRAME-WINDOW, INSIDE DRIVERS W/SCREEN - BEIGE
082057-01-U04	EA	WINDOW-PASSENGER, SLANTED SLIDER W/O INSIDE FRAME
082056-01-AB1	EA	FRAME-WINDOW, INSIDE PASSENGER W/SCREEN - BLACK
000G39-06-15T	EA	SCREW-SF/DR, 6-20 X 1, PPH - BLACK
002328-01-000	EA	BLOCK-WINDOW, 1/8" X 3/16" X 1"
002389-03-203	EA	HOLDER-GLASS, EXTERIOR VERTICAL - 27.125"
050216-02-000	FT	SPLINE-EXTERIOR GLASS, VINYL - .19" - BLACK
057656-03-000	EA	GLASS-WINDOW, STATIONARY - .19" X 28.11" X 27"
073740-01-000	FT	SEAL-FIN, .46" PILE HEIGHT - GRAY
081980-06-000	EA	GLASS-WINDOW, SLIDER - .19" X 28.11" X 14.88"
082466-01-000	EA	FRAME-WINDOW, PASSENGER SLANTED SLIDER - BLACK
084170-07-000	EA	MULLION-WINDOW, INTERIOR VERTICAL - 27.46" - BLACK
078364-01-000	EA	HOLDER-UPPER SCREEN, EXTRUDED PLASTIC - 9.5" - BLACK
078365-01-000	EA	HOLDER-LOWER SCREEN, EXTRUDED PLASTIC - 9.5" - BLACK
079574-01-T03	EA	SCREEN-WINDOW, PASSENGER SLANTED SLIDER
079667-02-000	FT	TAPE-PLASTIC FILM, .375 WIDE
079824-01-000	FT	SEAL-WINDOW, WEATHER - C/FOLD - .5"

POWERED ROOF VENT

KEY PART NUMBER	U/M	DESCRIPTION
090393-01-Y12	EA	VENT-ROOF, POWERED W/O SCREEN
002825-01-000	EA	WEATHER STRIP-ROOF VENT, GRAY
006195-01-000	EA	SWITCH-ROOF VENT, PUSH BUTTON, 12V
001086-01-000	EA	GROMMET-SNAP, 3/8"
009440-01-000	EA	GEAR/ARM-VENT COVER, LIFT
015911-01-000	EA	TRACK-LIFT ARM, SLIDE - ROOF VENT
048648-01-000	EA	MOTOR-ROOF VENT, 1/8 SHAFT - 12V
048649-01-000	EA	FAN-ROOF VENT, 6 BLADES - 6"
055218-01-000	EA	COVER-ROOF VENT
051603-01-000	EA	GROMMET-SNAP, 3/16 ID - 3/8 HOLE - PLASTIC - BLACK
052639-01-200	EA	HINGE-EXTRUSION, ROOF VENT 7"
052639-01-001	EA	HINGE-VENT COVER, 192"
078785-01-Y12	EA	SCREEN-ROOF VENT, POWERED
002291-02-000	SF	SCREENING-ROOF VENT/WINDOW, 16" - BLACK
002298-02-000	FT	SPLINE-VENT/WINDOW SCREEN, .128 DIAMETER - BLACK
009439-01-000	EA	CRANK HANDLE-ROOF VENT
009439-03-000	EA	EXTENSION-CRANK HANDLE, ROOF VENT - .9"
009439-05-000	EA	KNOB-CRANK, WINDOW AND ROOF VENT - BLACK
009439-07-000	EA	SCREW-8-32X1 1/4 PH, BLACK

NON POWERED ROOF VENT

KEY PART NUMBER	U/M	DESCRIPTION
090392-01-Y12	EA	VENT-ROOF, NON POWERED
002825-01-000	EA	WEATHER STRIP-ROOF VENT, GRAY
009440-01-000	EA	GEAR/ARM-VENT COVER, LIFT
015911-01-000	EA	TRACK-LIFT ARM, SLIDE - ROOF VENT
055218-01-000	EA	COVER-ROOF VENT
052639-01-001	EA	HINGE-VENT COVER, 192"
009439-01-000	EA	CRANK HANDLE-ROOF VENT
009439-03-000	EA	EXTENSION-CRANK HANDLE, ROOF VENT - .9"
078786-01-Y12	EA	SCREEN-ROOF VENT, NON POWERED
002291-02-000	SF	SCREENING-ROOF VENT/WINDOW, 16" - BLACK
002298-02-000	FT	SPLINE-VENT/WINDOW SCREEN, .128 DIAMETER - BLACK

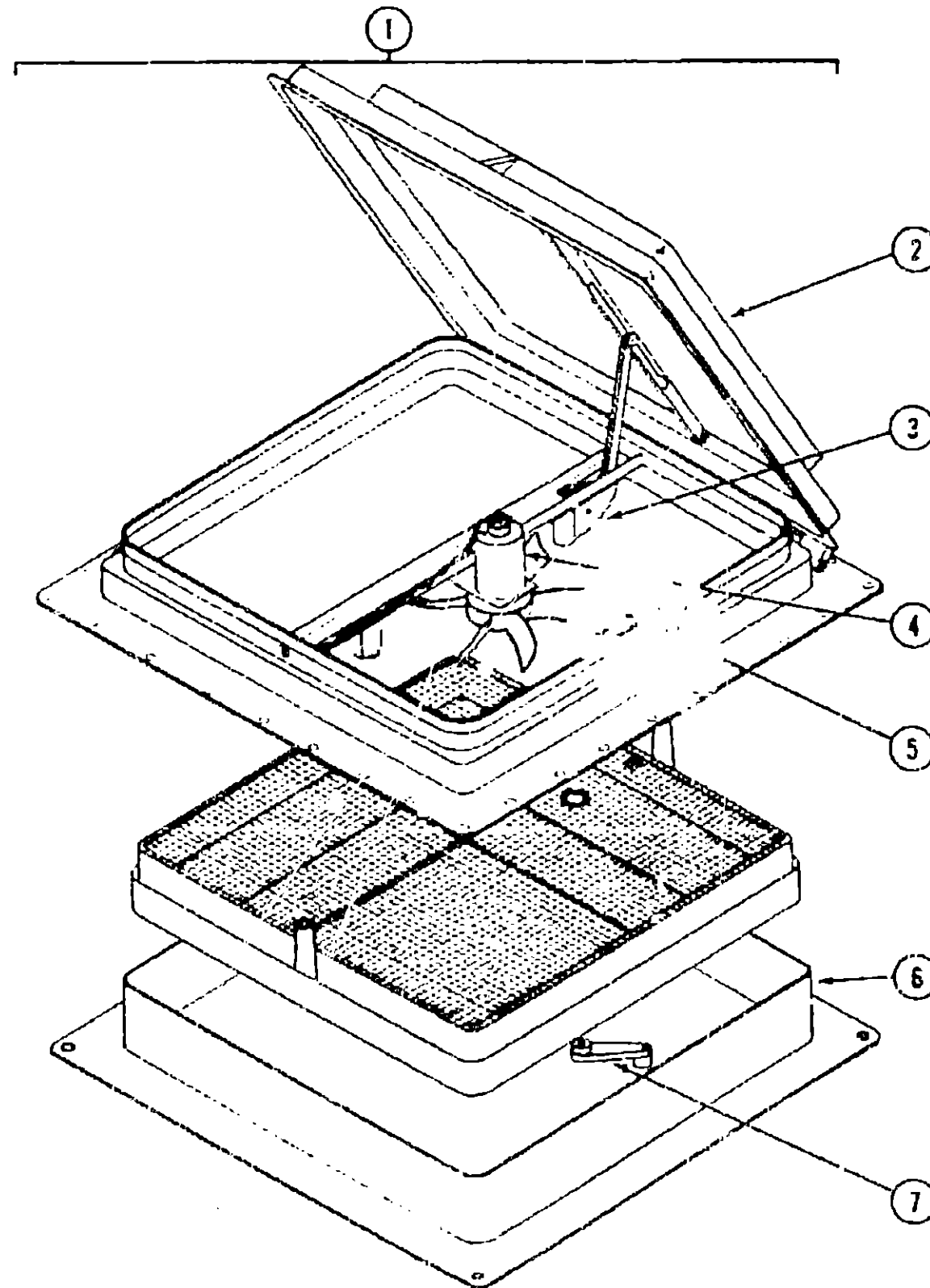
ROOF VENTS

KEY PART NUMBER	U/M	DESCRIPTION
083558-01-000	EA	VENT-PLUMBING PIPE ROOF, W/COVER - BEIGE
084073-01-000	EA	COVER-ROOF VENT, NORCOLD REFRIGERATOR - BEIGE
084073-04-000	EA	BASE-ROOF VENT, NORCOLD REFRIGERATOR - BLACK

SIDEWALL VENT

KEY PART NUMBER	U/M	DESCRIPTION
092698-02-02A	EA	VENT-RANGE HOOD, W/DOOR - BEIGE

WINDOW, VENT & EXTERIOR DOOR GROUP (CONTINUED)



CANADIAN EXPORT

KEY PART NUMBER	U/M	DESCRIPTION
1	054469-08-000	EA VENT-ROOF, POWERED - 14" X 14" - 12V - CANADIAN
2	064469-03-702	EA LID-VENT WHITE
3	064469-03-705	EA LIFT MECHANISM
4	048648-01-000	EA MOTOR-ROOF VENT, 1/8 SHAFT - 12V
5	048649-01-000	EA FAN-ROOF VENT, 6 BLADES - 6"
6	054469-03-705	EA GARNISH, VENT 2.5 IN. WIDE
7	009439-01-000	EA CRANK HANDLE-ROOF VENT

**1991 WINNEBAGO
TABLE OF CONTENTS**

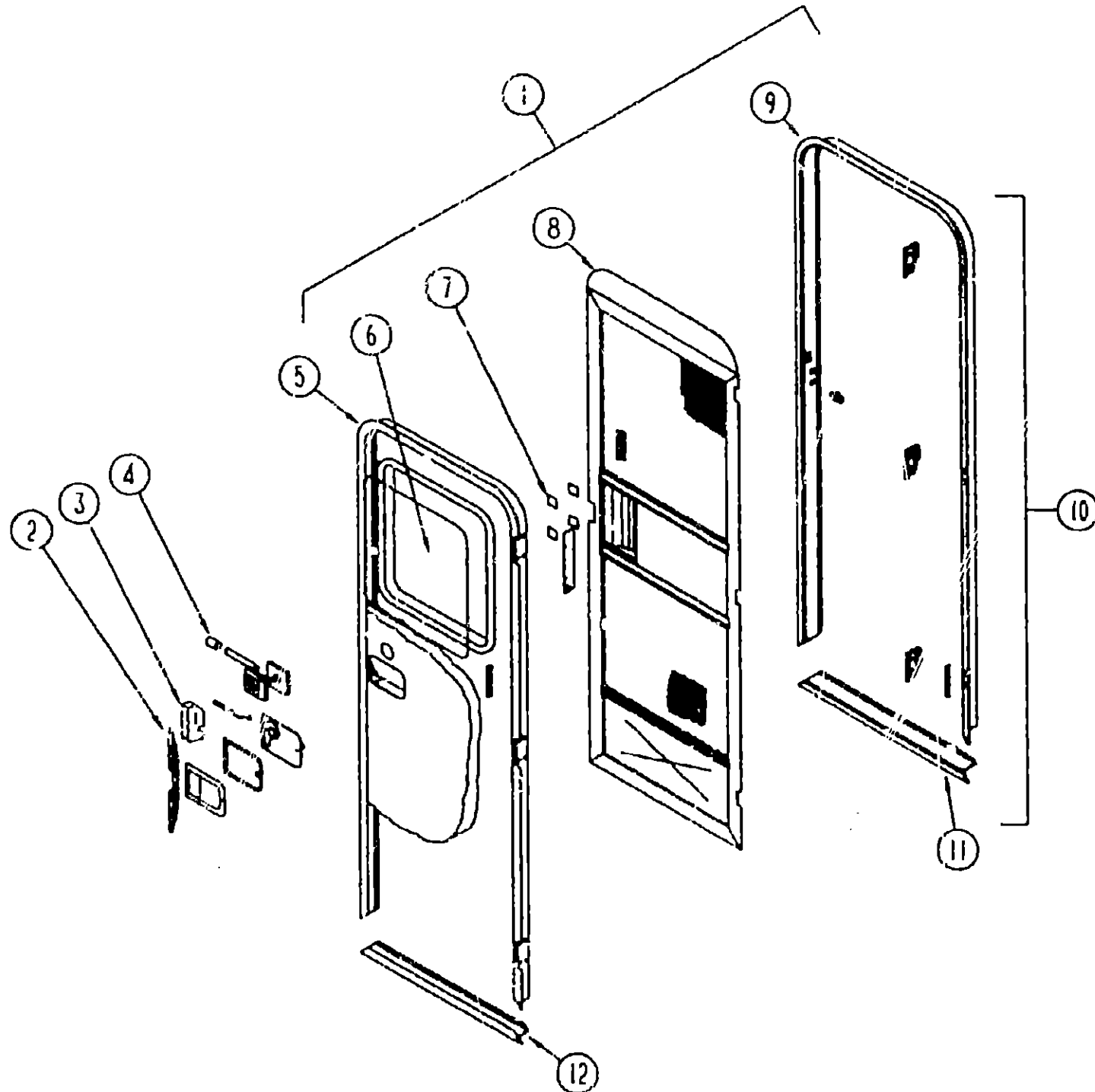
INTRODUCTION	A-01 - A-02
ABBREVIATIONS	A-03
ALPHABETICAL INDEX	A-04 - A-06
WCN28RT	A-07 - G-10
WCN32RQ	G-11 - L-20

1991 WCN32RQ INDEX

FLOOR PLAN	G-11 - G-12
ACCESSORIES	G-13 - G-24
BATH	H-01 - H-04
BEDROOM	H-05 - H-08
CHASSIS	H-09 - H-24
C C & PAD	I-01 - I-08
DINETTE	I-09 - I-10
DRIVERS	I-11 - I-14
ELECTRICAL	I-15 - I-22
EXTERIOR BODY	I-23 - J-08
GALLEY	J-09 - J-14
HEATING & A/C	J-15 - J-20
INTERIOR FINISH	J-21 - K-01
LABEL	K-02 - K-10
LP	K-11
LOUNGE	K-12 - K-13
SEALANTS & FASTENERS	K-14 - K-16
WATER & SEWAGE	K-17 - K-21
WINDOW, VENT AND EXTERIOR DOOR	K-22 - L-20

WINDOW, VENT & EXTERIOR DOOR GROUP (CONTINUED)

WINDOW, VENT & EXTERIOR DOOR GROUP (CONTINUED)



ENTRANCE DOOR

ENTRANCE DOOR

KEY PART NUMBER	U/M	DESCRIPTION
039738-01-000	EA	DEADBOLT-ROUND, J-SHAPED - INTERIOR USE ONLY FROM: 00-00-00 THRU: 09-02-90
101145-01-01A	EA	DEADBOLT-ENTRY DOOR, BLACK FROM: 09-03-90 THRU: 99-99-99
101145-01-700	EA	KEY ONLY-BLANK
101147-01-000	EA	BOLT-SECURITY, 4.12" BACKSET
039800-03-000	FT	TUBING-POLYBUTYLENE, 3/8" OD
039979-03-000	EA	COVER-INTERIOR LATCH, W/TRIP ARM - BLACK FROM: 00-00-00 THRU: 08-07-90
039979-04-000	EA	COVER-INTERIOR LATCH, W/TRIP ARM - RIGHT - BLACK FROM: 08-08-90 THRU: 99-99-99
102524-01-000	EA	BUMPER-RUBBER, FLAT - BLACK FROM: 09-01-90 THRU: 99-99-99
5	095276-01-02A	EA FRAME-ENTRY DOOR, W/O BOTTOM - BEIGE
6	079733-04-T03	EA WINDOW-PICTURE, W/O INSIDE FRAME - 17" X 25"
	067609-27-000	EA FRAME-WINDOW, INSIDE PICTURE - BLACK
	002181-06-000	EA GLASS-PICTURE WINDOW, .115" X 16.25" X 24"
	087561-01-000	FT SPLINE-GLASS, EXTERIOR - VINYL - BLACK
7	058025-02-000	EA CLIP-ROLLER LATCH CATCH
	063729-04-000	EA RIVNUT, 10-32 UNF - .010-.080
	072893-01-000	EA NUTSERT-M5 X 0, 8
	075671-01-000	FT SEAL-SPONGE, LAZY T SHAPE - WEATHERSTRIP ON ENTRY DOOR
	075673-01-000	FT SEAL-PILE, ADHESIVE BACK - GRAY
	075908-01-000	EA SCREW-MACH-10-32X.5;PTH;SEMS
7	009018-01-000	EA CATCH-SCREEN DOOR ROLLER
	009016-01-000	EA CATCH-ELBOW, SPRING LOADED - SCREEN DOOR CATCH
8	079012-01-UD1	EA DOOR-SCREEN
	002293-02-000	SF SCREENING-WINDOW/DOOR, 26" - CHARCOAL
	002294-01-000	FT SPLINE-SCREENING, .135" X .138" - BLACK
	002748-01-000	EA CORNER KEY-DOOR
	016454-01-000	EA INSERT-SCREEN DOOR, CENTER - LEATHER GRAIN ALUMINUM - BEIG
	001014-01-013	EA INSERT-CENTER, .024" X 10.25" X 16.31" - UNPAINTED ALUMINUM
	050712-05-000	EA HANDLE-SCREEN DOOR, UNPAINTED
	078552-03-000	EA KICK PANEL-SCREEN DOOR, LOWER INSERT - UNPAINTED
	001014-01-016	EA ALUMINUM-LEATHER GRAIN, 10.3" X 29.69" - UNFINISHED
	078595-01-000	EA TOP PLATE-SCREEN DOOR, CURVED TOP - 4.7" X 25.35"
	078777-01-000	EA CHANNEL-SLIDE, SCREEN DOOR CENTER SLIDER COVER
	079086-02-000	EA SLIDER-SCREEN DOOR, OFF WHITE
	079087-02-000	EA STRIKE-SLIDER, W/LIP FOR ELBOW CATCH - 1.5" X 8.6" OFF WHITE
	100412-01-000	EA CATCH-SCREEN DOOR
9	095278-01-01A	EA JAMB-DOOR, ENTRANCE - UNPAINTED
10	095277-02-02A	EA JAMB-ENTRY DOOR, W/BOTTOM & ROLLER CATCH STRIKER - BEIGE
11	051049-01-000	EA JAMB BOTTOM-ENTRY DOOR, BEIGE
	079207-01-000	EA STRIKER-ROLLER CATCH, WELDED TO DOOR JAMB - 4" X 1.15"
	097724-01-01A	EA HINGE-ENTRY DOOR, BEIGE
	097724-01-04A	EA HINGE-ENTRY DOOR, UNPAINTED
12	089748-02-000	EA FRAME-BOTTOM ENTRY DOOR, BEIGE
	090340-01-000	FT SEAL-FOAM, CLOSED CELL - 1/4" X 1/2" X 5/8"
	091968-03-000	FT TAPE-ADHESIVE, .04" X 1" WIDE
	100129-02-000	FT SEAL-PILE, ADHESIVE BACK - SCREEN DOOR - GRAY
	093966-01-01A	EA GARNISH-RADIUS, ENTRANCE DOOR - ALUMINUM - BEIGE
	044582-01-000	EA CAP-DRIP, ENTRY DOOR, ALUMINUM, BEIGE
	100312-01-000	EA SWITCH-DOOR JAMB, ELECTRIC ENTRY STEP

1991 WINNEBAGO
TABLE OF CONTENTS

INTRODUCTION	A-01 - A-02
ABBREVIATIONS	A-03
ALPHABETICAL INDEX	A-04 - A-06
WCN2SR1	A-07 - G-10
WCN32RQ	G-11 - L-20

1991 WCN32RQ INDEX

FLOOR PLAN	G-11 - G-12
ACCESSORIES	G-13 - G-24
BATH	H-01 - H-04
BEDROOM	H-05 - H-08
CHASSIS	H-09 - H-24
C C & PAD	I-01 - I-08
DINETTE	I-09 - I-10
DRIVERS	I-11 - I-14
ELECTRICAL	I-15 - I-22
EXTERIOR BODY	I-23 - J-08
GALLEY	J-09 - J-14
HEATING & A/C	J-15 - J-20
INTERIOR FINISH	J-21 - K-01
LABEL	K-02 - K-10
LP	K-11
LOUNGE	K-12 - K-13
SEALANTS & FASTENERS	K-14 - K-16
WATER & SEWAGE	K-17 - K-21
WINDOW, VENT AND EXTERIOR DOOR	K-22 - L-20

KEY PART NUMBER	U/M	DESCRIPTION
1	M01870-50-B07	EA DOOR-ENTRY, W/JAMB AND SCREEN DOOR - 507 - CAMEO BLUE
	076054-D5-001	EA SHEET-FIBERGLASS, 4' X 8' - BEIGE - FIBLON
	088272-73-000	SF PANELING-DECORATIVE - 4' X 7' - INCREMENTS OF 28 SF
	000G11-08-12R	EA SCREW, 8-18 X 3/4 PPH - BEIGE
	000G39-03-08R	EA SCREW-SF/DR-8-18X1/2 PPH
	000G53-04-06B	EA SCREW-MACH-1/4-20X3/8 PPH 2N
	000G54-04-20B	EA SCREW-1/4-20X1 1/4 PTH TYP 23
2	093173-01-01A	EA STIFFENER-ENTRY DOOR, SUPPORTS LATCH/STRIKE AREA - BEIGE
2	093173-01-01A	EA STIFFENER-ENTRY DOOR, SUPPORTS LATCH/STRIKE AREA - MILL
3	045017-10-000	EA LATCH-PADDLE, MECHANISM W/LOCK CYLINDER & KEY - BLACK FROM: 00-00-00 THRU: 09-02-90
	045017-11-700	EA MASTER KEY, F SERIES
	045017-11-701	EA KEY BLANK, F1 SERIES
	039539-01-000	EA STRIKE-ENTRANCE DOOR LOCK
	039540-01-000	EA LATCH MECHANISM-HOOK, ENTRY DOOR - INTERIOR
	039540-01-701	EA KEY-MASTER-ATWOOD-DOOR-LOCK
	039715-01-000	EA NUT-SERT, 1/4" DIAMETER - 20 THREADS
4	039984-01-000	EA CAP-ROUND DEADBOLT, VINYL - .28" ID X .62" LONG - BLACK
	040944-01-000	EA LABEL-ENTRANCE DOOR, "OPEN"
	058805-01-000	EA PLUG-TAPERED, FOR DEADBOLT - PLASTIC - .65" DIAMETER - RED FROM: 00-00-00 THRU: 09-02-90

WINDOW, VENT & EXTERIOR DOOR GROUP (CONTINUED)

DRIVERS DOOR & COMPONENTS

KEY PART NUMBER	U/M	DESCRIPTION
M97816-01-AB6	EA	DOOR-DRIVER
M97816-03-AB6	EA	DOOR-DRIVER, POWER - TIPOUT WINDOW
M97816-04-AB6	EA	DOOR-DRIVER, POWER - STATIONARY WINDOW
097276-01-AB6	EA	JAMB-DOOR
077517-51-000	EA	FIBERGLASS-SHEET, 29.7" X 27.9" - BEIGE - FLAT
092753 01 Y10	EA	FRAME ASM-WINDOW, OUTER
089454-02-000	EA	CHANNEL-GLASS RUN, TOP - BLACK
092446-02-000	EA	GLASS-DOOR, ROLL UP - 27.5" X 26.3"
082472 03 000	EA	CHANNEL-GLASS RETAINER
097207-01-02A	EA	HINGE-CONTINUOUS, BEIGE
092752 C1 Y10	EA	FRAME ASM-WINDOW, INNER
092970-01-000	EA	GLASS-TIPOUT, 4.5" X 27.9"
092957-01-000	EA	GLASS-STATIONARY, POWER WINDOW - 4.6" X 28"
092632 02 Y10	EA	FRAME ASM-WINDOW, TIPOUT
092752-01-Y10	EA	FRAME-WINDOW, TIPOUT - INNER - 23.6" X 28"
000039-C4-008	EA	NUT-HEX, SER FLG LK 1/4 - 20 ZN
000E13-11-008	EA	WASHER-FL, 3/16" WIDE ZN
063729-01-000	EA	RIVNUT, 1/4 X 20 UNC - .030-.125
064219-01-000	EA	RETAINER-CHECK STRAP, DRIVER DOOR
068927-03-000	EA	SEAL-WINDOW, RUBBER - ROUND - .80" DIA. - BLACK
068938-03-000	EA	BEARING-.38"ID, SNAP IN
075671-01-000	FT	SEAL-SPONGE, LAZY T SHAPE - WEATHERSTRIP ON ENTRY DOOR
081908-01-000	EA	SCREW-MACH 6-32X.62 W/ NYLOCK
081910-02-000	EA	CHANNEL-WINDOW, SLIDING
081912-01-000	EA	WEATHERSTRIP-RIGID, BLACK
081912-02-000	EA	WEATHERSTRIP-RIGID
084067-01-000	FT	SEAL-E SHAPED, SPONGE - TIPOUT WINDOW - .4" X .4" - BLACK
098473-08-000	EA	HOUSING-PIN, 4 POSITION
090340-01-000	FT	SEAL-FOAM, CLOSED CELL - 1/4" X 1/2" X 50"
091255-02-000	FT	SEAL-ADHESIVE BACKED FOAM, 1.5" X .16"
091968-03-000	FT	TAPE-ADHESIVE, .04" X 1" WIDE
093144-01-000	EA	CONDUIT-WIRE, GM# 15592046
095954-01-Y12	EA	SCREEN-SINGLE TIPOUT, 1 RAD/US CORNER - 6" X 29.2"
096009-01-000	EA	BRACKET-DEADBOLT
097367-01-000	EA	BRACKET-SUPPRT, DOOR LOCK
098039-01-000	EA	STRAP-CHECK, DRIVER DOOR - BLACK
100028-01-000	FT	TAPE-ADHESIVE, FOAM - .75" X 216"
092628 01 01A	EA	MULLION-DOOR/WINDOW BLACK
103413 01 01A	EA	GARNISH-DRIVERS DOOR O/W

FROM 901126 THRU 999999

WINDOW, VENT & EXTERIOR DOOR GROUP (CONTINUED)

DRIVERS DOOR & COMPONENTS CONT

KEY PART NUMBER	U/M	DESCRIPTION
097075-01-01A	EA	THRESHOLD-CAB DOOR - 26.5" - BLACK
092893 02 01A	EA	LINER-STEP BOX, BLACK PLASTIC
103392 02 000	EA	REGULATOR ASM-PWR WDO.91N
093634-01-000	EA	REGULATOR-WINDOW, DRIVER
092996-01-000	EA	REGULATOR-POWER WINDOW
092996-01-710	EA	MOTOR-POWER WINDOW, DRIVER DOOR
081911-01-000	FT	TAPE-GLASS SETTING, 1/16" X 1.5"
092928-01-000	EA	ROD-LOCK, INSIDE OF DOOR
092928-04-000	EA	ROD-LOCK, INSIDE OF DOOR
092928-03-000	EA	ROD-RELEASE, INSIDE OF DOOR
092927-05-000	EA	CLIP - ROD END RIGHT LATCH-DRIVER'S DOOR
092927-06-000	EA	CLIP - ROD END LEFT LATCH-DRIVER'S DOOR
102235-01-01A	EA	LATCH-OUTSIDE, DRIVER DOOR - BLACK
		FROM: 06-25-90 THRU: 99-99-99
092927 01 000	EA	LATCH-DRIVER'S DOOR, OUTSIDE
		FROM 000000 THRU 900624
092927 04 000	EA	LATCH-DRIVER'S DOOR, LATCH
045017-11-700	EA	MASTER KEY, F SERIES
045017-11-701	EA	KEY BLANK, F1 SERIES
083223-01-700	EA	KEY-BLANK
M27748-01-01A	EA	PANEL-DOOR, INTERIOR - PLASTIC - BEIGE
M97748 01 01A	EA	PANEL-DOOR, INTERIOR, LT FAWN
081903-02-000	EA	SHAFT-MOUNTING KNOB
081905-02-000	EA	KNOB-SLIDE BOLT, BLACK
081906-02-000	EA	BOLT-SLIDE
092927-02-000	EA	LATCH-DRIVER DOOR, INSIDE
		FROM: 00-00-00 THRU: 06-24-90
092927-04-000	EA	LATCH-DRIVER DOOR, MECHANISM
094575-01-000	EA	CRANK-HAND, GLASS LIFT
088246-01-000	EA	SWITCH-REMOTE, MIRROR
087695-01-000	EA	SWITCH-HEATER, MIRROR
061400-04-000	EA	STRAP-ASSIST, 12" - BLACK W/WOODGRAIN SCREW COVERS
102237-01-01A	EA	LATCH-DRIVER DOOR, INSIDE - BLACK
		FROM: 06-25-90 THRU: 99-99-99
092927 02 000	EA	LATCH-DRIVER'S DOOR, INSIDE
		FROM: 00-00-00 THRU: 90-06-24
093132-01-000	EA	SWITCH-POWER WINDOW
077000-01-000	EA	SOCKET ASM-W/9" PIGTAIL LEADS
077026-01-000	EA	LENS-COURTESY LIGHT, CLEAR
073370-04-000	FT	COVER-SCREW, WINDOW - VINYL - BLACK
080734-02-000	EA	CLIP-WIRE, NYLON
081243-02-000	EA	CLIP-SCREEN, PLASTIC - BLACK
035302 01 000	EA	OPERATOR-SLANT-TORQUE RT
089913 01 000	EA	HINGE-TIPOUT WDO, BLACK
092623 01 01A	EA	MULLION-DOOR/WINDOW BLACK
092632 02 Y10	EA	FRAME ASM-WINDOW, TIPOUT
095889 02 000	EA	BRACKET-TORQUE TUBE/OPER
095954 01 Y12	EA	SCREEN ASM-SINGLE TIPOUT
086259-04-000	EA	MIRROR-REMOTE HEAT, WARM & MIRRORS - PRE-WIRED - PASSENGER
086259-04-700	EA	GLASS ONLY CONVEX HEATED RH
086259-04-701	EA	GLASS ONLY FLAT HEATED RH
086259-05-000	EA	MIRROR-REMOTE HEAT, WARM & MIRRORS - PRE-WIRED - DRIVER
086259-05-700	EA	GLASS-MIRROR, HEATED CONVEX - DRIVER SIDE
086259-05-701	EA	GLASS-MIRROR, HEATED FLAT - DRIVER SIDE
086284-01-000	EA	SPRING-COMPRESSION, .44" LONG X .36" OD

1991 WINNEBAGO
TABLE OF CONTENTS

INTRODUCTION	A-01 - A-02
ABBREVIATIONS	A-03
ALPHABETICAL INDEX	A-04 - A-06
WCN28RT	A-07 - G-10
WCN32RQ	G-11 - L-20

1991 WCN32RQ INDEX

FLOOR PLAN	G-11 - G-12
ACCESSORIES	G-13 - G-24
BATH	H-01 - H-04
BEDROOM	H-05 - H-08
CHASSIS	H-09 - H-24
C C & PAD	I-01 - I-08
DINETTE	I-09 - I-10
DRIVERS	I-11 - I-14
ELECTRICAL	I-15 - I-22
EXTERIOR BODY	I-23 - J-08
GALLEY	J-09 - J-14
HEATING & A/C	J-15 - J-20
INTERIOR FINISH	J-21 - K-01
LABEL	K-02 - K-10
LP	K-11
LOUNGE	K-12 - K-13
SEALANTS & FASTENERS	K-14 - K-16
WATER & SEWAGE	K-17 - K-21
WINDOW, VENT AND EXTERIOR DOOR	K-22 - L-20

WINDOW, VENT & EXTERIOR DOOR GROUP (CONTINUED)

DRIVER DOOR W/POWERED WINDOW AND MIRROR OPTION L28P

KEY PART NUMBER	U/M	DESCRIPTION
M97816-03-AB6	EA	DOOR-DRIVER. POWER - TIPOUT WINDOW
M97748-01-01A	EA	PANEL-DOOR. INTERIOR - PLASTIC - BEIGE
000G11-07-06B	EA	SCREW, 7-19 X 1/2 PPH - ZN
097308-01-01A	EA	COVER-MAP POCKET, BEIGE
000D39-04-00B	EA	NUT-HEX, SER FLG LK 1/4 - 20 ZN
000E13-11-00B	EA	WASHER-FL. 3/16" WIDE ZN
000G11-10-12D	EA	SCREW, 10-16 X 3/4 PPH - BLACK
000G19-10-06B	EA	SCREW-MACH, 10-32 X 1/2 PPH ZN
000G39-08-06B	EA	SCREW-SF/DR, 8-18 X 3/8 PPH ZN
000G39-10-12D	EA	SCREW-SF/DR, 10-16 X 3/4 PPH - BLACK
000G50-04-12B	EA	SCREW-MACH, 1/4-20 X 3/4 PPH ZN
000G54-04-20B	EA	SCREW-1/4-20X11/4 PTH TYP 23
061400-04-000	EA	STRAP-ASSIST, 12" - BLACK W/WOODGRAIN SCREW COVERS
063729-01-000	EA	RIVNUT, 1/4 X 20 UNC - .030-.125
064219-01-000	EA	RETAINER-CHECK STRAP, DRIVER DOOR
068927-03-000	EA	SEAL-WINDOW, RUBBER - ROUND - .80" DIA. - BLACK
068938-03-000	EA	BEARING-.38"ID, SNAP IN
075671-01-000	FT	SEAL-SPONGE, LAZY T SHAPE - WEATHERSTRIP ON ENTRY DOOR
100028-01-000	FT	TAPE-ADHESIVE, FOAM - .75" X 216"
077000-01-000	EA	SOCKET ASM-W/8" PIGTAIL LEADS
077026-01-000	EA	LENS-COURTESY LIGHT, CLEAR
079370-04-000	FT	COVER-SCREW, WINDOW - VINYL - BLACK
080734-02-000	EA	CLIP-WIRE, NYLON
081903-02-000	EA	SHAFT-MOUNTING, KNOB
081505-02-000	EA	KNOB-SLIDE BOLT, BLACK
081906-02-000	EA	BOLT-SLIDE
081908-01-000	EA	SCREW-MACH 6-32X.62 W/NYLOCK
081910-02-000	EA	CHANNEL-WINDOW, SLIDING
081811-01-000	FT	TAPE-GLASS SETTING, 1/16" X 1.5"
081912-02-000	EA	WEATHERSTRIP-RIGID
084067-01-000	FT	SEAL-E SHAPED, SPONGE - TIPOUT WINDOW - .4" X .4" - BLACK
086284-01-000	EA	SPRING-COMPRESSION, .44" LONG X .36"OD
087695-01-000	EA	SWITCH-HEATER, MIRROR
089246-01-000	EA	SWITCH-REMOTE, MIRROR
089454-02-000	EA	CHANNEL-GLASS RUN, TOP - BLACK
090340-01-000	FT	SEAL-FOAM, CLOSED CELL - 1/4" X 1/2" X 50"
091255-02-000	FT	SEAL-ADHESIVE BACKED FOAM, 1.5" X .18"
091968-03-000	FT	TAPE-ADHESIVE, .04" X 1" WIDE
092446-02-000	EA	GLASS-DOOR, ROLL UP - 27.5" X 26.3"
092752-01-Y10	EA	FRAME-WINDOW, TIPOUT - INNER - 23.6" X 28"
000G39-08-00B	EA	SCREW-SF/DR, 8-18 X 1/2 PPH ZN
091912-01-000	EA	WEATHERSTRIP-RIGID, BLACK
092845-01-000	EA	WIRE ASSEMBLY-DRIVER DOOR CONTROL PANEL
088473-08-000	EA	HOUSING-PIN, 4 POSITION
093144-01-000	EA	CONDUIT-WIRE, GM# 15592046
092927-01-000	EA	LATCH-DRIVER DOOR, OUTER
FROM: 00-00-00 THRU: 06-24-90		
092927-01-700	EA	LOCK-LEVER, BLACK
092927-01-701	EA	LOCK-LEVER, CHROME
092927-01-702	EA	CYLINDER-KEY, W/KEY
083223-01-700	EA	KEY-BLANK
102235-01-01A	EA	LATCH-OUTSIDE, DRIVER DOOR - BLACK
FROM: 06-25-90 THRU: 99-99-99		
045017-11-700	EA	MASTER KEY, F SERIES
045017-11-701	EA	KEY BLANK, F1 SERIES
092927-02-000	EA	LATCH-DRIVER DOOR, INSIDE
FROM: 00-00-00 THRU: 06-24-90		
102237-01-01A	EA	LATCH-INSIDE, DRIVER DOOR - BLACK
FROM: 06-25-90 THRU: 99-99-99		
092927-04-000	EA	LATCH-DRIVER DOOR, MECHANISM
092927-05-000	EA	LATCH-DRIVER DOOR, ROD END - RH
092927-06-000	EA	LATCH-DRIVER DOOR, ROD END - LEFT
092928-01-000	EA	ROD-LOCK, INSIDE OF DOOR
092928-03-000	EA	ROD-RELEASE, INSIDE OF DOOR
092928-04-000	EA	ROD-LOCK, INSIDE OF DOOR
092970-01-000	EA	GLASS-TIPOUT, 4.5" X 27.9"
092995-01-000	EA	REGULATOR-POWER WINDOW
092996-01-710	EA	MOTOR-POWER WINDOW, DRIVER DOOR

WINDOW, VENT & EXTERIOR DOOR GROUP (CONTINUED)

DRIVER DOOR W/POWERED WINDOW AND MIRROR OPTION L28P

KEY PART NUMBER	U/M	DESCRIPTION
093132-01-000	EA	SWITCH-POWER WINDOW
095954-01-Y12	EA	SCREEN-SINGLE TIPOUT, 1 RADIUS CORNER - 6" X 29.2"
096809-01-000	EA	BRACKET-DEADBOLT
097207-01-02A	EA	HINGE-CONTINUOUS, BEIGE
097278-01-AB6	EA	JAMB-DOOR
055278-01-001	FT	TUBING-STEEL, .75" X 1.5" X 288"
097367-01-000	EA	BRACKET-SUPPORT, DOOR LOCK
077517-51-000	EA	FIBERGLASS-SHEET, 29.7" X 27.9" - BEIGE - FLAT
098030-01-000	EA	STRAP-CHECK, DRIVER DOOR - BLACK
086259-04-000	EA	MIRROR-REMOTE HEAT, W/ARM & MIRRORS - PRE-WIRED - PASSENGER
086259-04-700	EA	GLASS ONLY CONVEX HEATED RH
086259-04-701	EA	GLASS ONLY FLAT HEATED RH
086259-05-000	EA	MIRROR-REMOTE HEAT, W/ARM & MIRRORS - PRE-WIRED - DRIVER
086259-05-700	EA	GLASS ONLY CONVEX HEATED LH
086259-05-701	EA	GLASS ONLY FLAT HEATED LH

**1991 WINNEBAGO
TABLE OF CONTENTS**

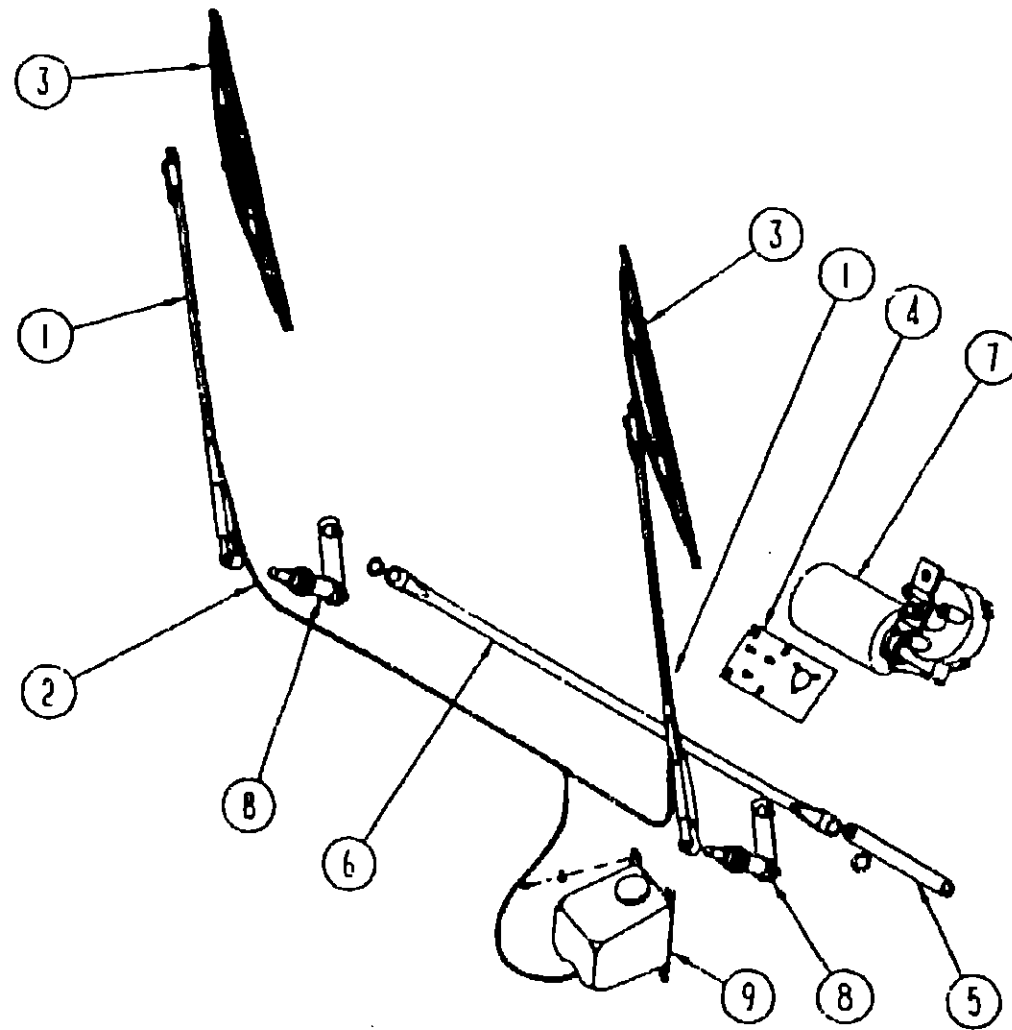
INTRODUCTION	A-01 - A-02
ABBREVIATIONS	A-03
ALPHABETICAL INDEX	A-04 - A-06
WCN28RT	A-07 - G-10
WCN32RQ	G-11 - L-20

1991 WCN32RQ INDEX

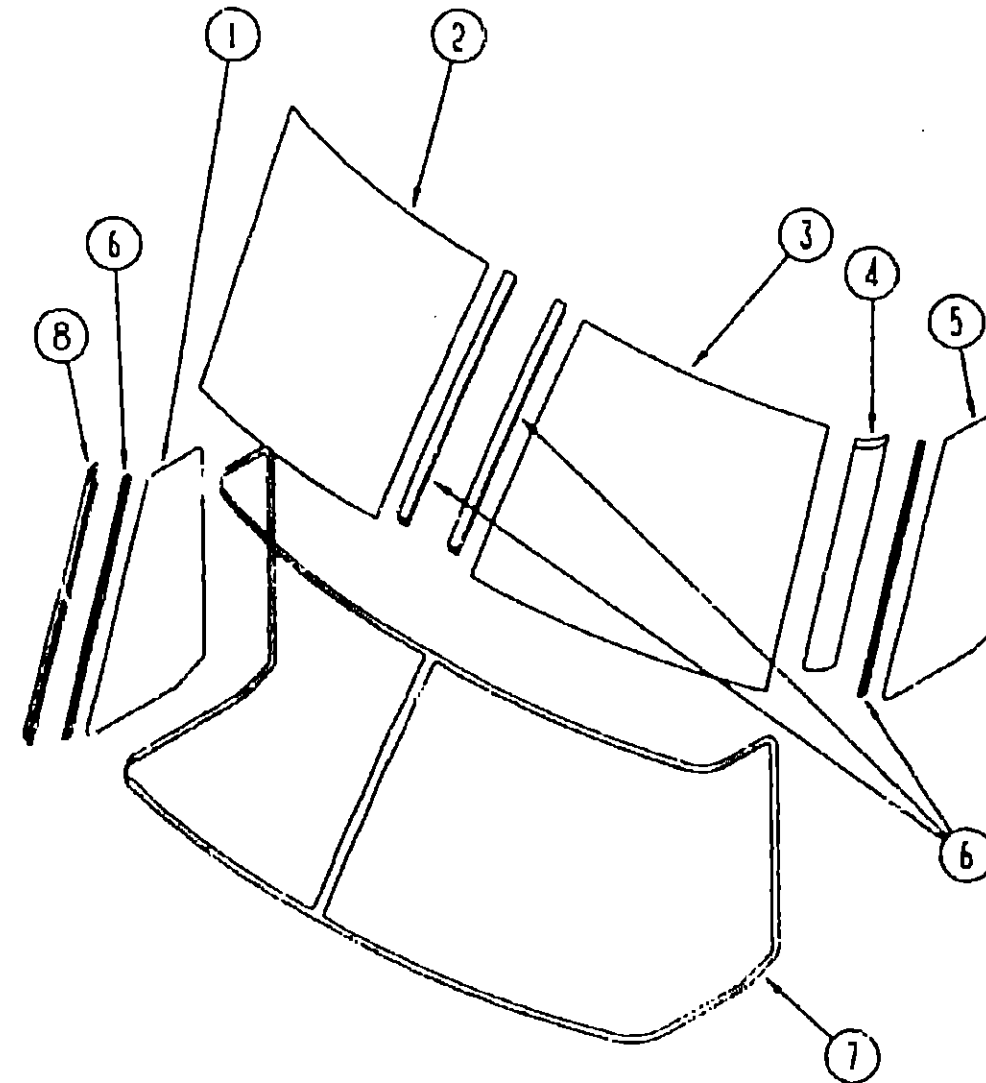
FLOOR PLAN	G-11 - G-12
ACCESSORIES	G-13 - G-24
BATH	H-01 - H-04
BEDROOM	H-05 - H-08
CHASSIS	H-09 - H-24
C C & PAD	I-01 - I-08
DINETTE	I-09 - I-10
DRIVERS	I-11 - I-14
ELECTRICAL	I-15 - I-22
EXTERIOR BODY	I-23 - J-08
GALLEY	J-09 - J-14
HEATING & A/C	J-15 - J-20
INTERIOR FINISH	J-21 - K-01
LABEL	K-02 - K-10
LP	K-11
LOUNGE	K-12 - K-13
SEALANTS & FASTENERS	K-14 - K-16
WATER & SEWAGE	K-17 - K-21
WINDOW, VENT AND EXTERIOR DOOR	K-22 - L-20

WINDOW, VENT & EXTERIOR DOOR GROUP (CONTINUED)

WIPER COMPONENTS



WINDOW, VENT & EXTERIOR DOOR GROUP (CONTINUED)



WINDSHIELDS, TRIMS & MOLDINGS

1991 WINNEBAGO
TABLE OF CONTENTS

INTRODUCTION	A-01 - A-02
ABBREVIATIONS	A-03
ALPHABETICAL INDEX	A-04 - A-06
WCN28RT	A-07 - G-10
WCN32RQ	G-11 - L-20

1991 WCN32RQ INDEX

FLOOR PLAN	G-11 - G-12
ACCESSORIES	G-13 - G-24
BATH	H-01 - H-04
BEDROOM	H-05 - H-08
CHASSIS	H-09 - H-24
C C & PAD	I-01 - I-08
DINETTE	I-09 - I-10
DRIVERS	I-11 - I-14
ELECTRICAL	I-15 - I-22
EXTERIOR BODY	I-23 - J-08
GALLEY	J-09 - J-14
HEATING & A/C	J-15 - J-20
INTERIOR FINISH	J-21 - K-01
L/BEL	K-02 - K-10
LP	K-11
LOUNGE	K-12 - K-13
SEALANTS & FASTENERS	K-14 - K-16
WATER & SEWAGE	K-17 - K-21
WINDOW, VENT AND EXTERIOR DOOR	K-22 - L-20

KEY PART NUMBER	U/M	DESCRIPTION
1 095963-01-000	EA	ARM-WIPER, PANTOGRAPH - 28"
2 045794-01-000	FT	HOSE-WASHER, WINDSHIELD - 5/32" ID - BLACK
3 095964-01-000	EA	BLADE-WIPER, 24"
4 092334-01-000	EA	BRACKET-WIPER, MOTOR
5 067193-02-000	EA	LINK-CONNECTING, PASSENGER - 9.2"
6 067192-01-000	EA	LINK-DRIVER CONNECTING, W/BLACK BUSHING - 37.85"
7 096381-01-000	EA	MOTOR-WIPER, FRONT
8 096505-01-000	EA	PIVOT SHAFT
9 096526-01-000	EA	SCREW-HEX, 1/4 - 28 UNF
056000-02-000	EA	WASHER-WINDSHIELD, BOTTLE & PUMP
056000-01-700	FT	VACUUM HOSE 7/64 - 5/32
041701-01-000	FT	SEAL-VINYL, FLEX U-CHANNEL
061603-01-000	EA	GROMMET-SNAP, 3/16 ID - 3/8 HOLE - PLASTIC - BLACK
071015-21-000	EA	GROMMET-.50" ID, FITS .19" MATERIAL, RUBBER- SPLIT
077049-01-000	EA	NUT-ACORN, 10-32 ALUMINUM
077048-01-000	EA	SHAFT-ADAPTER, WINDSHIELD PANTOGRAPH ARM
091206-02-000	EA	CONTROL-WIPER
067188-01-000	EA	STUD-CRANK, WIPER

KEY PART NUMBER	U/M	DESCRIPTION
1 091953-03-000	EA	GLASS-CORNER VENT, PASSENGER
2 091215-01-000	EA	GLASS-WINDSHIELD, PASSENGER
3 091215-02-000	EA	GLASS-WINDSHIELD, DRIVER
4 091901-02-000	EA	TRIM-A-PILLAR, DR - BETWEEN WINDSHIELD & VENT GLASS - BLK
5 091953-04-000	EA	GLASS-CORNER VENT, DRIVER
6 098788-01-000	EA	CHANNEL-RIGID, WINDSHIELD - .38" - PVC
7 091986-01-000	EA	MOLDING-REVEAL, WINDSHIELD - SURROUNDS BOTH WINDSHIELDS
8 091901-01-000	EA	TRIM-A-PILLAR, PASS - BETWEEN WINDSHIELD & VENT GLASS - BLK
002328-02-000	EA	BLOCK-WINDSHIELD, .062" X .5" X .98"
091969-01-000	EA	FRAME-WINDSHIELD, LOWER - INNER - PASSENGER
091969-02-000	EA	FRAME-WINDSHIELD, LOWER - INNER - DRIVER
040921-04-000	EA	NUT-SPEED, U TYPE - NO. 8 - .59" LENGTH X .44" WIDTH
040921-05-000	EA	NUT-SPEED, U TYPE - NO. 8 - .67" LENGTH X .44" WIDTH
040921-06-000	EA	NUT-SPEED, U TYPE - NO. 6 - .57" LENGTH X .63" WIDTH