


**1991 ITASCA
TABLE OF CONTENTS**

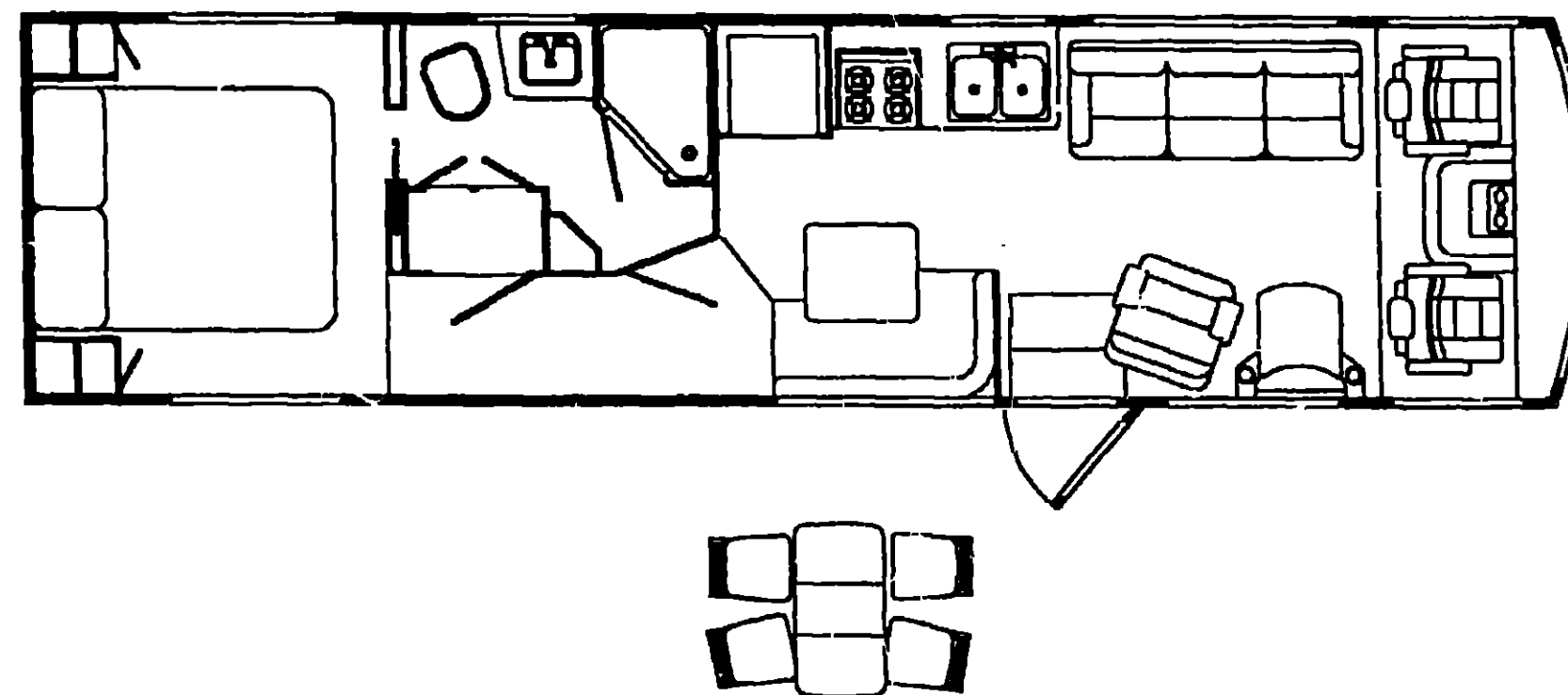
| | | |
|--------------------|--------|------|
| INTRODUCTION | A-01 - | A-02 |
| ABBREVIATIONS | | A-03 |
| ALPHABETICAL INDEX | A-04 - | A-06 |
| ICN36RQ | A-07 - | F-22 |
| IFN36RA | F-23 - | L-04 |



**1991
IFN36RA**

1991 IFN36RA INDEX

| | | |
|-----------------------------------|--------|------|
| FLOOR PLAN | F-23 - | F-24 |
| ACCESSORIES | G-01 - | G-14 |
| BATH | G-15 - | G-20 |
| BEDROOM | G-21 - | G-22 |
| CHASSIS | G-23 - | H-07 |
| CURTAIN, CUSHION & PAD | H-08 - | H-17 |
| DINETTE | H-18 - | H-20 |
| DRIVERS | H-21 - | I-02 |
| ELECTRICAL | I-03 - | I-09 |
| EXTERIOR BODY | I-10 - | I-16 |
| GALLEY | I-17 - | I-24 |
| HEATING & A/C | J-01 - | J-04 |
| INTERIOR FINISH | J-05 - | J-08 |
| LABEL | J-09 - | J-16 |
| LP | | J-17 |
| LOUNGE | J-18 - | J-19 |
| SEALANTS & FASTENERS | J-20 - | J-22 |
| WATER & SEWAGE | J-23 - | K-04 |
| WINDOW, VENT AND EXTERIOR DOOR | K-05 - | L-04 |



ACCESSORIES GROUP
REAR VIEW TELEVISION OPTION L67Z

| KEY | PART NUMBER | U/M | DESCRIPTION |
|-----|---------------|-----|---|
| | 093040-01-000 | EA | TELEVISION SYSTEM-REAR VIEW, SONY FROM: 00-00-00 THRU 01-06-91 |
| | 093040-04-000 | EA | TELEVISION SYSTEM-REAR VIEW, SONY FROM: 01-07-91 THRU 09-99-99 |
| | 093041-01-000 | EA | CABLE-MONITOR/CAMERA, INTERNAL USE |
| | 093041-02-000 | EA | CABLE-MONITOR/CAMERA, EXTERNAL USE |
| | 093071-01-000 | FT | TAPE-BONDING, DOUBLE SIDED - 1/64" X 2" |
| | 092881-01-000 | EA | WIRE-INSTRUMENT PANEL, REAR MONITOR - CHEVY |
| | 052037-01-000 | EA | HOUSING-AUTO FUSE, NATURAL - CHEVY |
| | 094001-01-000 | EA | CLAMP-CAMERA |
| | 009063-01-000 | EA | HINGE-CONTINUOUS, 1 1/2" X 72" |
| | 098474-09-000 | EA | HOUSING-SOCKET |
| | 098476-01-000 | EA | SOCKET-CONNECTOR |
| | 090340-01-000 | FT | SEAL-FOAM,CLOSED CELL - 1/4 X 1/2 X 50 FT |
| | 090340-02-000 | FT | SEAL-FOAM,CLOSED CELL - 3/8 X 1/2 |
| | 099298-01-000 | EA | LENS-REAR MONITOR SHROUD |
| | 093957-02-01A | EA | SHROUD-TV, OFF WHITE |
| | 096717-01-000 | EA | WIRE ASM-REAR MONITOR,UPPER |
| | 099305-01-000 | EA | SPRING-COMPRESSION |
| | 095719-01-000 | EA | WIRE ASM BACKUP LAMP,GM |
| | 100319-01-000 | EA | RETAINER-LENS,CAMERA |
| | 102814-01-03A | EA | SHROUD - CAMERA - OUTER, OFF WHITE |
| | 102813-01-01A | EA | SHROUD - CAMERA - INNER - 7" X 5 5/8" - PLASTIC |

AM/FM/CASSETTE RADIO - ELECTRONIC TUNE OPTION L57E

| KEY | PART NUMBER | U/M | DESCRIPTION |
|-----|---------------|-----|--|
| | 074979-01-000 | EA | COVER-SPEAKER, 8" X 9" - BEIGE FROM: 00-00-00 THRU 09-09-90 |
| | 074979-09-000 | EA | COVER-SPEAKER, 8" X 9" - LIGHT OAK FROM: 09-10-90 THRU 99-99-99 |
| | 093040-01-000 | EA | GRILLE-SPEAKER,6 1/2 SQ. TAN MAGNADYNE G514WN FROM 00-00-00 THRU 11-04-90 |
| | 093040-02-000 | EA | GRILLE-SPEAKER,6 1/2 SQ TAN MAGNADYNE G514WI FROM 11-05-90 THRU 99-99-99 |
| | 097460-02-000 | EA | RADIO-AM/FM STEREO/CASSETTE, SONY XR-4147 |
| | 097620-03-000 | EA | MOUNTING KIT-RADIO, SONY |
| | 100014-01-000 | EA | BRACKET-RADIO, SONY |

STANDARD RADIO COMPONENTS

| KEY | PART NUMBER | U/M | DESCRIPTION |
|-----|---------------|-----|---|
| | 073741-03-000 | EA | SPEAKER-RADIO, OVAL - AUDIOVOX 110-2074 - 4" X 6" |
| | 073741-04-000 | EA | GRILLE-SPEAKER, OVAL - 4" X 6" - BLACK |
| | 097459-01-000 | EA | RADIO-AM/FM STEREO, CASSETTE - AUDIOVOX IM-DXA |
| | 099998-01-000 | EA | BRACKET-RADIO, AUDIOVOX |
| | 097621-01-000 | EA | MOUNTING KIT-RADIO, AUDIOVOX WMK-AB01 - CHEVY |

ACCESSORIES GROUP (CONTINUED)
REAR STEREO OPTION L26L

| KEY | PART NUMBER | U/M | DESCRIPTION |
|-----|---------------|-----|--|
| | 090862-01-000 | EA | BRACKET-HAT,ANTENNA |
| | 090944-01-000 | EA | ANTENNA-RADIO, 16" RUBBER |
| | 090940-01-000 | EA | GRILLE-SPEAKER,6 1/2 SQ. TAN MAGNADYNE G514WN FROM 00-00-00 THRU 11-04-90 |
| | 090340-02-000 | EA | GRILLE-SPEAKER,6 1/2 SQ TAN MAGNADYNE G514WI FROM 11-05-90 THRU 99-99-99 |
| | 097153-01-000 | EA | RADIO-AM/FM STEREO,CASSETTE |
| | 074979-01-000 | EA | COVER-SPEAKER,LT OAK |
| | 094097-01-000 | EA | SPEAKER-5 25 DIA W/O GRILLE |

TV AND VCR SWITCHING SYSTEM

| KEY | PART NUMBER | U/M | DESCRIPTION |
|-----|---------------|-----|---|
| | 086757-03-000 | EA | CONTROL CENTER-SWITCHING - MAGNADYNE |
| | 086777-03-000 | EA | PLATE-WALL, ANTENNA/POWER, IVORY |
| | 076319-03-000 | FT | CABLE-COAXIAL, 75 OHM |
| | 076319-12-000 | EA | CONNECTOR-COAXIAL, ONE PIECE |
| | 076319-04-000 | EA | CONNECTOR W/FERRULE |
| | 091214-01-02A | EA | GRILLE-SPEAKER 4" BROWN |
| * | 098446-01-000 | EA | VCR-VHS-CABLE READY - REMOTE - MAGNAVOX VR9815 FROM 00-00-00 THRU 09-24-90 |
| ** | 098446-01-700 | EA | REMOTE-MAGNAVOX 9815 |
| * | 098446-02-000 | EA | VCR-VHS, CABLE READY - REMOTE - MAGNAVOX VR9912 FROM: 05-25-90 THRU 99-99-99 |
| ** | 098446-02-700 | EA | REMOTE-MAGNAVOX 9912 |
| * | 098447-01-000 | EA | TV-13" COLOR REMOTE - U S A - MAGNAVOX RX4029WA FROM: 00-00-00 THRU 06-23-91 |
| * | 098447-02-000 | EA | TV-13" COLOR W/REMOTE - CANADIAN - MAGNAVOX XK4029CH FROM: 00-00-00 THRU 06-23-91 |
| ** | 098447-01-700 | EA | REMOTE-TV, MAGNAVOX RX4029WA & XK4029CH |
| * | 098447-03-000 | EA | TV-13" COLOR REMOTE - U S A - MAGNAVOX RR1337W FROM 06-24-91 THRU: 99-99-99 |
| * | 098447-04-000 | EA | TV-13" , COLOR W/REMOTE - CANADIAN - MAGNAVOX RR1330W FROM 06-24-91 THRU: 99-99-99 |
| ** | 098447-03-700 | EA | REMOTE-TV, MAGNAVOX RR1337W & RR1330W |
| | 098819-01-000 | EA | SPEAKER-2 WATT, 8 OHM - 4" |
| | 099030-01-000 | EA | WIRE-SPEAKER, TV |
| | 099637-01-000 | EA | GROMMET |
| | 099717-02-000 | EA | TIEDOWN, TV - 28 7" LONG |
| | 076319-09-000 | EA | WALLPLATE-TV RECEPTACLE - BROWN |
| | 099717-02-000 | EA | TIEDOWN, TV - 22.8" LONG |
| | 100954-01-000 | EA | SHELF -TV, STEEL |
| | 101150-01-000 | EA | SUPPORT-TV SHELF, RIGHT SIDE - STEEL |
| | 101150-02-000 | EA | SUPPORT-TV SHELF, LEFT SIDE - STEEL |
| | 086756-01-000 | EA | SPLITTER-TV, 2 WAY |
| * | | | TV & VCR PURCHASES ARE SUBJECT TO AVAILABILITY |
| ** | | | CHECK MAKE & MODEL OF TV OR VCR BEFORE ORDERING REMOTES |

**1991 ITASCA
TABLE OF CONTENTS**

| | | |
|--------------------|------|------|
| INTRODUCTION | A-01 | A-02 |
| ABBREVIATIONS | | A-03 |
| ALPHABETICAL INDEX | A-04 | A-06 |
| ICN36RO | A-07 | F-22 |
| IFN36RA | F-23 | L-04 |

1991 IFN36RA INDEX

| | | |
|-----------------------------------|------|------|
| FLOOR PLAN | F-23 | F-24 |
| ACCESSORIES | G-01 | G-14 |
| BATH | G-15 | G-20 |
| BEDROOM | G-21 | G-22 |
| CHASSIS | G-23 | H-07 |
| CURTAIN, CUSHION & PAD | H-08 | H-17 |
| DINETTE | H-18 | H-20 |
| DRIVERS | H-21 | I-02 |
| ELECTRICAL | I-03 | I-09 |
| EXTERIOR BODY | I-10 | I-16 |
| GALLEY | I-17 | I-24 |
| HEATING & A/C | J-01 | J-04 |
| INTERIOR FINISH | J-05 | J-08 |
| LABEL | J-09 | J-16 |
| LP | | J-17 |
| LOUNGE | J-18 | J-19 |
| SEALANTS & FASTENERS | J-20 | J-22 |
| WATER & SEWAGE | J-23 | K-04 |
| WINDOW, VENT AND EXTERIOR DOOR | K-05 | L-04 |

ACCESSORIES GROUP (CONTINUED)
STAINLESS STEEL WHEEL LINERS OPTION L63L

| KEY | PART NUMBER | U/M | DESCRIPTION |
|-----|---------------|-----|--|
| | 091209-06-000 | EA | LINER-WHEEL, 16" - FORD - SET OF 4 - KAPER II FROM: 00-00-00 THRU 05-20-91 |
| | 091209-07-000 | EA | LINER-WHEEL, 16" - FORD - SET OF 2 - KAPER II FROM: 00-00-00 THRU 05-20-91 |
| | 091209-06-700 | EA | LINER-WHEEL, FRONT - 16" - FORD - KAPER II |
| | 091209-06-701 | EA | LINER-WHEEL, REAR - 16" - FORD - KAPER II |
| | 091209-06-702 | EA | COVER-AXLE, FRONT - 16" - FORD - KAPER II |
| | 091209-06-703 | EA | COVER-AXLE, REAR - 16" - FORD - KAPER II |
| | 091209-06-704 | EA | COVER-LUG NUT, 16" - FORD - KAPER II |
| | 091209-09-000 | EA | LINER-WHEEL, OVER LUG - 16" - FORD - SET OF 2 - KAPER II FROM: 05-21-91 THRU 99-99-99 |
| | 091209-08-000 | EA | LINER-WHEEL, OVER LUG - 16" - FORD - SET OF 4 - KAPER II FROM: 05-21-91 THRU 99-99-99 |
| | 091209-08-700 | EA | LINER-WHEEL, FRONT - FORD - 16" - 10 LUG - KAPER II |
| | 091209-08-701 | EA | LINER-WHEEL, REAR - FORD - 16" - 10 LUG - KAPER II |
| | 091209-08-702 | EA | COVER-AXLE, REAR - 16" - FORD - KAPER II |
| | 091209-08-703 | EA | COVER-LUG NUT, 16" - FORD - KAPER II |
| | 095012-02-000 | EA | EXTENSION-VALVE STEM, DUAL WHEEL FROM: 00-00-00 THRU 04-28-91 |
| | 095012-03-000 | EA | EXTENSION-VALVE STEM, DUAL WHEEL FROM: 04-29-91 THRU 99-99-99 |
| | 077030-02-000 | EA | EXTENSION-VALVE STEM, 1 25" |

WHEEL COVERS

| KEY | PART NUMBER | U/M | DESCRIPTION |
|-----|---------------|-----|-------------------------------|
| | 098532-02-700 | EA | COVER - WHEEL, 16" - SET OF 2 |
| | 098532-01-000 | EA | COVER - WHEEL, 16" - SET OF 4 |
| | 098532-01-701 | EA | COVER - LUG NUT, CHROME |
| | 098532-01-702 | EA | COVER - WHEEL, 16" - 1 ONLY |

ACCESSORIES GROUP (CONTINUED)
AUXILIARY DEFROSTER FANS W/SWITCH OPTION L36N

| KEY | PART NUMBER | U/M | DESCRIPTION |
|-----|---------------|-----|--------------------------------------|
| | 097372-03-01A | EA | SWITCH-ON-OFF-ON |
| | 000G39-08-24B | EA | SCREW-SFDR, 8-18 X 1 1/2 PPH ZN |
| | 036420-02-000 | EA | FAN-DEFROSTER, 2 SPEED - 6" DIAMETER |

TV ANTENNA

| KEY | PART NUMBER | U/M | DESCRIPTION |
|-----|---------------|-----|---|
| | 059726-02-000 | EA | BUMPER-80" DIA X 4" - BLACK |
| | 076319-01-000 | EA | ANTENNA-TV, ROOF MOUNT - 44.5" MAST - RVA W02 |
| | 076319-01-700 | EA | HEAD-ANTEENA, AMPLIFIED - WINEGARD#RVSA U V |
| | 076319-01-701 | EA | GEAR-ELEVATING, PLASTIC - WINEGARD#220004G |
| | 076319-01-702 | EA | SHAFT ASM-ELEVATING, WINEGARD#RVP-400A |
| | 076319-01-703 | EA | BEARING-NYLON, 5" OD - WINEGARD#3200656 |
| | 076319-01-704 | EA | BEARING-NYLON, 1 25" OD - WINEGARD#3200657 |
| | 076319-01-705 | EA | GROMMET-NYLON, 7/8" ID - WINEGARD#3200658 |
| | 076319-01-706 | EA | CRANK-ELEVATING, W/SET SCREW - WINEGARD#5755100 |
| | 076319-01-707 | EA | SPRING-HANDLE, WINEGARD#5160800 |
| | 076319-01-709 | EA | PLATE-DIRECTIONAL, FOR HEAD - WINEGARD 3200544 |
| | 076319-06-000 | EA | ADAPTOR-CABLE ROOF PLATE, WINEGARD#RPJ-1 |
| | 076319-11-000 | EA | ADAPTOR-COAX WITH SPLITTER, WINEGARD#MSJ-6 |
| | 080734-02-000 | EA | CLIP-WIRE, NYLON |
| | 082134-01-000 | EA | ADAPTER-TV, CABLE TO CABLE - WINEGARD#F-81M |
| | 086756-01-000 | EA | SPLITTER-TV, 2 WAY |
| | 087236-01-000 | EA | LABEL-CABLE, INPUT |
| | 087236-02-000 | EA | LABEL-TV OUTLET |
| | 093252-01-01A | EA | PLATE-WALL, CABLE - BEIGE |
| | 076319-12-000 | EA | CONNECTOR-COAXIAL, ONE PIECE |
| | 076319-03-000 | FT | CABLE-COAXIAL, 75 OHM |
| | 076319-08-000 | EA | PLATE-WALL, TV RECEPTACLE - IVORY |

MISCELLANEOUS COMPONENTS

| KEY | PART NUMBER | U/M | DESCRIPTION |
|-----|---------------|-----|--|
| | 054185-73-000 | EA | MANUAL-OPERATORS, 1991 SUNFLYER |
| | 092318-01-000 | EA | BINDER-3 RING, MOTOR HOME MANUAL |
| | 092319-01-000 | EA | POCKET PAGE-3 RING BINDER, PLASTIC |
| | 102441-01-000 | EA | PICTURES-DECORATIVE, SET OF 3 |
| | 102441-02-000 | EA | BRACKET-PICTURE MOUNT |
| | 102441-03-000 | EA | SCREW-T, PICTURE MOUNT |
| | 072852-01-000 | EA | DETECTOR-SMOKE, W/9 VOLT BATTERY (US) |
| | 072852-02-000 | EA | DETECTOR-SMOKE, W/9 VOLT BATTERY (CANADIAN) |
| | 094499-01-000 | EA | EXTINGUISHER-FIRE, DRY W/MOUNTING BRACKET - 10 BC (US) |
| | 094499-02-000 | EA | EXTINGUISHER-FIRE, DRY W/MOUNTING BRACKET - 10 BC (CSA) |
| | 094499-01-700 | EA | BRACKET-MOUNTING, W/PLASTIC STRAP - FIRE EXTINGUISHER |
| | 094651-01-01A | EA | HOLDER-RECESSED, FIRE EXTINGUISHER - PLASTIC - LIGHT OAK |
| | 100793-01-01A | EA | CLOCK-WALL, OVAL - 9.5" X 11.2" |
| | 101333-01-000 | EA | BACKPLATE-CLOCK MOUNTING |

SQUEEGEE OPTION L28E

| KEY | PART NUMBER | U/M | DESCRIPTION |
|-----|---------------|-----|---------------------------------|
| | 091952-02-000 | EA | CLIP-GRIPPER, 3/4" |
| | 091955-02-000 | EA | SQUEEGEE-EXTENDED HANDLE |
| | 091955-07-700 | EA | HEAD-SQUEEGEE, REPLACEMENT ONLY |
| | 091955-02-701 | EA | HANDLE-SQUEEGEE |
| | 093527-01-000 | EA | BRACKET-SQUEEGEE |

1991 ITASCA
TABLE OF CONTENTS

| | | |
|--------------------|------|------|
| INTRODUCTION | A-01 | A-02 |
| ABBREVIATIONS | | A-03 |
| ALPHABETICAL INDEX | A-04 | A-06 |
| ICN36RQ | A-07 | F-22 |
| IFN36RA | F-23 | L-04 |

1991 IFN36RA INDEX

| | | |
|------------------------|------|------|
| FLOOR PLAN | F-23 | F-24 |
| ACCESSORIES | G-01 | G-14 |
| BATH | G-15 | G-20 |
| BEDROOM | G-21 | G-22 |
| CHASSIS | G-23 | H-07 |
| CURTAIN, CUSHION & PAD | H-08 | H-17 |
| DINETTE | H-18 | H-20 |
| DRIVERS | H-21 | I-02 |
| ELECTRICAL | I-03 | I-09 |
| EXTERIOR BODY | I-10 | I-16 |
| GALLEY | I-17 | I-24 |
| HEATING & A/C | J-01 | J-04 |
| INTERIOR FINISH | J-05 | J-08 |
| LABEL | J-09 | J-16 |
| LP | | J-17 |
| LOUNGE | J-18 | J-19 |
| SEALANTS & FASTENERS | J-20 | J-22 |
| WATER & SEWAGE | J-23 | K-04 |
| WINDOW, VENT AND | | |
| EXTERIOR DOOR | K-05 | L-04 |

ACCESSORIES GROUP (CONTINUED)

CHROME ROOF AIR HORN OPTION L36R

| KEY | PART NUMBER | U/M | DESCRIPTION |
|-----|---------------|-----|--|
| | 077497-06-000 | EA | HORN KIT-AIR,CHROME, TWIN, HADLEY 977AW |
| | 077497-01-700 | EA | SOLENOID-AIR TANK, HADLEY 748NS |
| | 077497-01-701 | EA | SWITCH-COMPRESSOR, HADLEY 13940S |
| | 077497-01-702 | EA | SWITCH-TOGGLE, W/WIRE - HADLEY 12949S |
| | 077497-01-703 | EA | TANK-AIR, HADLEY 751N |
| | 077497-01-704 | EA | COMPRESSOR W/SWITCH, HADLEY 852EC |
| | 077497-01-705 | EA | REPAIR KIT F/HADLEY 120 COMPRESSOR, HADLEY 852SS |
| | 077497-01-706 | EA | VALVE & HEAD REPAIR F/COMPRESSOR, HADLEY H00852HV |
| | 077497-01-707 | EA | BELT & SCREW COVER F/COMPRESSOR, HADLEY H00852BP |
| | 077497-01-708 | EA | FILTER & MTG HDWE F/COMPRESSOR, HADLEY H00852FM |
| | 077497-01-709 | EA | PLUNGER & SPRING F/SOLENOID, HADLEY H13521S |
| | 077497-02-000 | EA | HOSE KIT-AUX AIR, MIDLAND 891D |
| | 077497-03-000 | EA | PARTS KIT-HOSE, AUX AIR |
| | 071390-04-000 | FT | TUBING-AIR BRAKE 1/4 OD BLACK, WEATHERHEAD NT 10004-DK |
| | 077497-05-000 | EA | COMPRESSOR/TANK/SOLENOID KIT, HADLEY 852EB |
| | 081404-01-000 | EA | BRACKET-MOUNTING,COMPRESSOR |
| | 093258-01-000 | EA | WIRE ASM-IP,HORN-FOG LMP |
| | 093352-01-000 | EA | BRACKET-TANK,AIRHORN |
| | 093654-02-000 | EA | CIRCUIT BREAKER-15 AMP |
| | 097372-01-01A | EA | SWITCH-SPST,ON-OFF |
| | 078239-01-000 | EA | PLATE-LABEL,HORN |
| | 081407-01-000 | EA | PLATE-MOUNTING,AIR HORNS |

STEP-DOUBLE ELECTRIC, KWIKEE

| KEY | PART NUMBER | U/M | DESCRIPTION |
|-----|---------------|-----|--|
| | 094707-01-01A | EA | STEP-DOUBLE, ELECTRIC - KWIKEE 3218 |
| | 088746-01-701 | EA | MOTOR - KWIKEE 9035 |
| | 094707-01-700 | EA | CONTROL UNIT, (BLUE) - KWIKEE 8310 |
| | 088746-01-702 | EA | GEAR-ALL MODELS, KWIKEE 9038 |
| | 088746-01-703 | EA | BRACKET,MOTOR BEARING, KWIKEE 7040 |
| | 091201-01-700 | EA | LINKAGE ASM - KWIKEE 8289 |
| | 094707-01-702 | EA | FRAME-DOUBLE STEP - KWIKEE 8285W |
| | 088746-01-705 | EA | LIGHT-UNDER STEP, KWIKEE 9004 |
| | 088746-01-706 | EA | SWITCH-KILL, KWIKEE 9016 |
| | 094707-01-701 | EA | SWITCH-DOOR JAMB, PLASTIC - KWIKEE - 9316 |
| | 094707-02-705 | EA | CONTROL UNIT, (ORANGE) - KWIKEE 9513 |
| | 088746-01-705 | EA | LIGHT-UNDER STEP, KWIKEE 9004 |
| | 088746-01-706 | EA | SWITCH-KILL, KWIKEE 9016 |
| | 094707-01-701 | EA | SWITCH-DOOR JAMB, PLASTIC - KWIKEE 9316 |
| | 094707-01-702 | EA | FRAME-DOUBLE STEP, KWIKEE 8285W |
| | 094707-01-703 | EA | GEAR BOX ASM, FOR SINGLE & DOUBLE STEP - KWIKEE 5210 |
| | 094707-02-700 | EA | MOTOR REPLACEMENT KIT - MODELS 32 & 28 - KWIKEE 9520 |
| | 094707-02-701 | EA | LINKAGE ASM - MODEL 32 - KWIKEE 9523 |
| | 094707-02-702 | EA | GEAR KIT - KWIKEE 9525 |
| | 094707-02-703 | EA | PARTS KIT, (BEARINGS & PINS) - KWIKEE 9530 |
| | 094707-02-704 | EA | CONNECTOR KIT-MOTOR, KWIKEE 9537 |
| | 100312-01-000 | EA | SWITCH-DOOR JAMB, ELECTRIC ENTRY STEP |
| | 075723-02-000 | EA | SPACER-SWITCH, WHOLE - .9" X 2" - METAL - OFF WHITE |

THESE PARTS WERE USED FOR COACHES BUILT FROM 03-16-91 ON

ACCESSORIES GROUP (CONTINUED)

5.0 KW ONAN GENERATOR EXPORT OPTION LG5J

| KEY | PART NUMBER | U/M | DESCRIPTION |
|-----|---------------|-----|---|
| | 100975-04-000 | EA | GENERATOR-5 KW, EMERALD, ONAN NHE/FN29237G |
| | 093550-04-000 | EA | MUFFLER-GENERATOR |
| | 083152-06-000 | EA | PIPE-EXHAUST, 1.3"OD X 4 9" TO BEND X 55 1" TO END |
| | 077125-03-000 | EA | CLAMP-MUFFLER - 1 5" DIA |
| | 007125-01-000 | EA | CLAMP-MUFFLER, 1.1" DIA |
| | 008289-01-000 | EA | BOX-ELECTRIC, STEEL - 1/2" AND 3/4" KNOCKOUTS - 4" X 4" |
| | 008294-01-000 | EA | COVER-ELECTRICAL BOX, STEEL/BLANK - 4" X 4" - GRAY |
| | 008054-01-000 | EA | CORD-POWER, 10/3 WIRE - 30 AMP - 25' |
| | 008026-01-000 | FT | WIRE-12/2, ROMEX - W/GROUND |
| | 008311-01-000 | EA | CONNECTOR-WIRE NUT, INSULATED - RED |
| | 008312-01-000 | EA | CONNECTOR-WIRE NUT, INSULATED - BLUE |
| | 008314-01-000 | EA | CONNECTOR-WIRE NUT, INSULATED - GRAY |
| | 008328-01-000 | EA | TERMINAL-RING, 12/10 WIRE - #10 STUD FIT |
| | 008331-01-000 | EA | TERMINAL-RING,TONGUE - #4 WIRE - 3/8" STUD - COPPER |
| | 008353-01-000 | EA | CONNECTOR-CABLE CLAMPING, 3/8" |
| | 019355-01-000 | EA | CONNECTOR-CABLE CLAMPING, 3/4" |
| | 008355-01-000 | EA | CONNECTOR-PLASTIC, 3/8" AVG |
| | 024924-02-000 | EA | RECEPTACLE-POWER CORD, W/PARTIAL PLATE |
| | 041953-01-000 | FT | CONDUIT-CONVOLUTE SLIT, 5/8" |
| | 069238-01-000 | EA | COVER-ELECTRICAL BOX, WHOLE - 4" X 4" - GRAY |
| | 073937-03-000 | EA | SWITCH-ROTARY SELECTOR - 3 POS - AC - TRMO 080604-001 |
| | 073937-01-700 | EA | KNOB-ROTARY SWITCH, AC SELECTION - 145749 |
| | 088238-01-000 | EA | COVER-SWITCH, AC SELECTOR |
| | 074890-01-000 | EA | BOX-EXTENSION, STEEL - OPEN SIDES - 4" X 4" X 1 1/2" |
| | 074897-01-000 | EA | COVER-ELECTRIC BOX, 1 LARGE & 2 SMALL HOLES - 4" X 4" |
| | 091213-01-000 | EA | BOX-CIRCUIT BREAKER-W/KNOCKOUTS - 5 3/4" X 11 8" X 2 5/8" |
| | 092615-01-000 | EA | CONVERTER-40 AMP, W/CHARGER - B-W 32400P |
| | 007131-01-000 | EA | HANGER-TAILPIPE |
| | 010497-01-000 | EA | CLAMP-CLOSE D, 5/8" ID |
| | 024976-01-000 | EA | SWITCH-GENERATOR |

**1991 ITASCA
TABLE OF CONTENTS**

| | | |
|--------------------|------|------|
| INTRODUCTION | A-01 | A-02 |
| ABBREVIATIONS | | A-03 |
| ALPHABETICAL INDEX | A-04 | A-05 |
| IFN36RA | A-07 | F-22 |
| IFN36RA | F-23 | L-04 |

1991 IFN36RA INDEX

| | | |
|-----------------------------------|------|------|
| FLOOR PLAN | F-03 | F-24 |
| ACCESSORIES | G-01 | G-14 |
| BATH | G-15 | G-20 |
| BEDROOM | G-21 | G-22 |
| CHASSIS | G-23 | H-07 |
| CURTAIN CUSHION & PAD | H-08 | H-11 |
| DINETTE | H-18 | H-20 |
| DRIVERS | H-21 | I-02 |
| ELECTRICAL | I-03 | I-09 |
| EXTERIOR BODY | I-10 | I-16 |
| GALLEY | I-17 | I-24 |
| HEATING & AC | J-01 | J-04 |
| INTERIOR FINISH | J-05 | J-08 |
| LABEL | J-09 | J-15 |
| LP | | J-17 |
| LOUNGE | J-18 | J-19 |
| SEALANTS & FASTENERS | J-20 | J-22 |
| WATER & SEWAGE | J-23 | K-04 |
| WINDOW, VENT AND EXTERIOR DOOR | K-05 | L-04 |

ACCESSORIES GROUP (CONTINUED)
GENERATOR-KOHLER, 4.5 KW - US OPTION L350

| KEY | PART NUMBER | U/M | DESCRIPTION |
|-----|---------------|-----|---|
| | 007125-03-000 | EA | CLAMP-MUFFLER - 1 5" DIA |
| | 007125-04-000 | EA | CLAMP-MUFFLER, 1 1" DIA |
| | 008289-01-000 | EA | BOX-ELECTRIC, STEEL - 1/2" AND 3/4" KNOCKOUTS - 4" X 4" |
| | 008294-01-000 | EA | COVER-ELECTRICAL BOX, STEEL-BLANK - 4" X 4" - GRAY |
| | 003152-01-000 | EA | PIPE-EXHAUST, GENERATOR - 1 4" DIA X 7 9" X 22" |
| | 003152-02-000 | EA | MUFFLER-GENERATOR |
| | 003152-03-000 | EA | GENERATOR-KOHLER, 4.5 KW - 4 SOCKM21 |
| | 003152-04-000 | EA | CORD-POWER, 10-3 - 30AMP - 33' |
| | 000611-08-08B | EA | SCREW, 8-18 X 1/2 PPH ZN |
| | 000657-10-12B | EA | SCREW, 10-12 X 3/4 - PPH ZN |
| | 008026-01-000 | FT | WIRE-12/2, ROMEX - W/GROUND |
| | 000311-01-000 | EA | CONNECTOR-WIRE NUT, INSULATED - RED |
| | 000312-01-000 | EA | CONNECTOR-WIRE NUT, INSULATED - BLUE |
| | 000314-01-000 | EA | CONNECTOR-WIRE NUT, INSULATED - GRAY |
| | 008328-01-000 | EA | TERMINAL-RING, 12/10 WIRE - #10 STUD FIT |
| | 008331-01-000 | EA | TERMINAL-RING TONGUE - #4 WIRE - 3/8" STUD - COPPER |
| | 008355-01-000 | EA | CONNECTOR-CABLE CLAMPING, 3/4" |
| | 008356-01-000 | EA | CONNECTOR-PLASTIC, 3/8" AVG |
| | 024924-02-000 | EA | RECEPTACLE-POWER CORD, W/PARTIAL PLATE |
| | 041953-01-000 | FT | CONDUIT-CONVOLUTE SLIT, 1/2" ID |
| | 067762-01-000 | EA | CONVERTER-40 AMP, W/CHARGER - TRIAD TU-740-2 |
| | 069238-01-000 | EA | COVER-ELECTRICAL BOX, W/HOLE - 4" X 4" - GRAY |
| | 073937-03-000 | EA | SWITCH-ROTARY SELECTOR, 3 DECK - A/C - CA20-USA892 |
| | 073937-01-700 | EA | KNOB-ROTARY SWITCH-A/C SELECTOR |
| | 074850-01-000 | EA | BOX-EXTENSION, STEEL - OPEN SIDES - 4" X 4" X 1 1/2" |
| | 074857-01-000 | EA | COVER-ELECTRIC BOX, 1 LARGE & 2 SMALL HOLES - 4" X 4" |
| | 083209-03-000 | EA | CIRCUIT BREAKER-15/20 AMP, 120V - BW - 0-15/20 |
| | 083209-04-000 | EA | CIRCUIT BREAKER-30A, 120V - BW L-30 |
| | 083209-07-000 | EA | CIRCUIT BREAKER-20/20 AMP, 120V - BW K-20/20 |
| | 091213-01-000 | EA | BOX-CIRCUIT BREAKER-W/KNOCKOUTS - 5 3" X 11 8" X 2 5" |
| | 000C20-04-10B | EA | BOLT-HEX, SER FLG - 1/4-20 X 5/8 ZINC |
| | 000D14-05-00B | EA | NUT-HEX, 5/16-18 - ZN 5 |
| | 000D39-04-00B | EA | NUT-HEX, SER FLG LK 1/4 - 20 ZN |
| | 000D39-05-00B | EA | NUT-HEX, SER FLG LK - 5/16 - 18 ZN |
| | 007131-01-000 | EA | HANGER-TAILPIPE |
| | 024975-01-000 | EA | SWITCH-GENERATOR W/O CIRCUIT BOARD |
| | 010497-01-000 | EA | CLAMP-CLOSED, 5/8" ID |

GENERATOR-KOHLER, 4.5 KW - CANADIAN OPTION L350
SAME AS U.S. OPTION EXCEPT FOR THE FOLLOWING:

| KEY | PART NUMBER | U/M | DESCRIPTION |
|-----|---------------|-----|--|
| | 008289-02-000 | EA | BOX-ELECTRICAL, 4" X 4" - 1/2"&3/4" KNOCKOUTS - CANADIAN |
| | 008294-02-000 | EA | COVER-ELECTRICAL BOX, BLANK STEEL - 4" X 4" - CANADIAN |
| | 003052-01-000 | EA | CORD-POWER, 10-3 - 30 AMP - 25' - CANADIAN |
| | 067762-02-000 | EA | CONVERTER-40AMP, W/CHARGER - TRIAD TU-840-2 |
| | 093157-01-000 | EA | BOX-ELECTRICAL CIRCUIT BREAKER |
| | 083209-01-000 | EA | CIRCUIT BREAKER-15 AMP, 120V - BW G-15 |
| | 083209-05-000 | EA | CIRCUIT BREAKER-30/15 AMP, 120V - BW D-30/15 |
| | 008355-01-000 | EA | CONNECTOR-CABLE CLAMPING, 3/8" |

ACCESSORIES GROUP (CONTINUED)
GENERATOR-KOHLER, 7 KW - US OPTION L37M

| KEY | PART NUMBER | U/M | DESCRIPTION |
|-----|---------------|-----|---|
| | 007125-03-000 | EA | CLAMP-MUFFLER - 1 5" DIA |
| | 007125-04-000 | EA | CLAMP-MUFFLER, 1 1" DIA |
| | 008289-01-000 | EA | BOX-ELECTRIC, STEEL - 1/2" AND 3/4" KNOCKOUTS - 4" X 4" |
| | 008294-01-000 | EA | COVER-ELECTRICAL BOX, STEEL/BLANK - 4" X 4" - GRAY |
| | 003152-06-000 | EA | PIPE-EXHAUST, GENERATOR - ONAN - 1 3" OD X 4 9" X 55 1" |
| | 003152-01-000 | EA | GENERATOR-KOHLER, 7KW - OCKM21 |
| | 003152-04-000 | EA | MUFFLER-GENERATOR, 7KW - KOHLER |
| | 008054-02-000 | EA | CORD-POWER, 10-3 - 30AMP - 33' |
| | 000611-08-08B | EA | SCREW, 8-18 X 1/2 PPH ZN |
| | 000657-10-12B | EA | SCREW, 10-12 X 3/4 - PPH ZN |
| | 008026-01-000 | FT | WIRE-12/2, ROMEX - W/GROUND |
| | 000311-01-000 | EA | CONNECTOR-WIRE NUT, INSULATED - RED |
| | 000312-01-000 | EA | CONNECTOR-WIRE NUT, INSULATED - BLUE |
| | 000314-01-000 | EA | CONNECTOR-WIRE NUT, INSULATED - GRAY |
| | 008328-01-000 | EA | TERMINAL-RING, 12/10 WIRE - #10 STUD FIT |
| | 008331-01-000 | EA | TERMINAL-RING, TONGUE - #4 WIRE - 3/8" STUD - COPPER |
| | 008355-01-000 | EA | CONNECTOR-CABLE CLAMPING, 3/4" |
| | 008356-01-000 | EA | CONNECTOR-PLASTIC, 3/8" AVG |
| | 024924-02-000 | EA | RECEPTACLE-POWER CORD, W/PARTIAL PLATE |
| | 041953-01-000 | FT | CONDUIT-CONVOLUTE SLIT, 1/2" ID |
| | 067762-01-000 | EA | CONVERTER-40 AMP, W/CHARGER - TRIAD TU-740-2 |
| | 069238-01-000 | EA | COVER-ELECTRICAL BOX, W/HOLE - 4" X 4" - GRAY |
| | 073937-03-000 | EA | SWITCH-ROTARY SELECTOR, 3 DECK - A/C - CA20-USA892 |
| | 073937-01-700 | EA | KNOB-ROTARY SWITCH-A/C SELECTOR |
| | 074850-01-000 | EA | BOX-EXTENSION, STEEL - OPEN SIDES - 4" X 4" X 1 1/2" |
| | 074857-01-000 | EA | COVER-ELECTRIC BOX, 1 LARGE & 2 SMALL HOLES - 4" X 4" |
| | 083209-03-000 | EA | CIRCUIT BREAKER-15/20AMP, 120V - BW - 0-15/20 |
| | 083209-04-000 | EA | CIRCUIT BREAKER-30A, 120V - BW L-30 |
| | 083209-07-000 | EA | CIRCUIT BREAKER-20/20 AMP, 120V - BWK-20/20 |
| | 091213-01-000 | EA | BOX-CIRCUIT BREAKER-W/KNOCKOUTS - 5 3" X 11 8" X 2 5" |
| | 000C20-04-10B | EA | BOLT-HEX, SER FLG - 1/4-20 X 5/8 ZINC |
| | 000D14-05-00B | EA | NUT-HEX, 5/16-18 - ZN 5 |
| | 000D39-04-00B | EA | NUT-HEX, SER FLG LK 1/4 - 20 ZN |
| | 000D39-05-00B | EA | NUT-HEX, SER FLG LK - 5/16 - 18 ZN |
| | 007131-01-000 | EA | HANGER-TAILPIPE |
| | 024975-01-000 | EA | SWITCH-GENERATOR W/O CIRCUIT BOARD |
| | 008238-01-000 | EA | COVER-A/C SELECTOR SWITCH FOR FRONT OR REAR |
| | 010497-01-000 | EA | CLAMP-CLOSED, 5/8" ID |

GENERATOR-KOHLER, 7 KW - CANADIAN OPTION L37M
SAME AS U.S. OPTION EXCEPT FOR THE FOLLOWING:

| KEY | PART NUMBER | U/M | DESCRIPTION |
|-----|---------------|-----|--|
| | 008289-02-000 | EA | BOX-ELECTRICAL, 4" X 4" - 1/2"&3/4" KNOCKOUTS - CANADIAN |
| | 008294-02-000 | EA | COVER-ELECTRICAL BOX, BLANK STEEL - 4" X 4" - CANADIAN |
| | 067762-02-000 | EA | CONVERTER-40AMP, W/CHARGER - TRIAD TU-840-2 |
| | 003052-01-000 | EA | CORD-POWER, 10-3 - 30 AMP - 25' - CANADIAN |
| | 093157-01-000 | EA | BOX-ELECTRICAL CIRCUIT BREAKER |
| | 083209-01-000 | EA | CIRCUIT BREAKER-15 AMP, 120V - BW G-15 |
| | 083209-05-000 | EA | CIRCUIT BREAKER-30/15 AMP, 120V - BW D-30/15 |
| | 008355-01-000 | EA | CONNECTOR-CABLE CLAMPING, 3/8" |

**1991 ITASCA
TABLE OF CONTENTS**

| | | |
|--------------------|------|------|
| INTRODUCTION | A-01 | A-02 |
| ABBREVIATIONS | | A-03 |
| ALPHABETICAL INDEX | A-04 | A-06 |
| IFN36RQ | A-07 | F-22 |
| IFN36RA | F-23 | L-04 |

1991 IFN36RA INDEX

| | | |
|-----------------------------------|------|------|
| FLOOR PLAN | F-23 | F-24 |
| ACCESSORIES | G-01 | G-14 |
| BATH | G-15 | G-20 |
| BEDROOM | G-21 | G-22 |
| CHASSIS | G-23 | H-07 |
| CURTAIN, CUSHION & PAD | H-08 | H-17 |
| DINETTE | H-18 | H-20 |
| DRIVERS | H-21 | I-02 |
| ELECTRICAL | I-03 | I-09 |
| EXTERIOR BODY | I-10 | I-16 |
| GALLEY | I-17 | I-24 |
| HEATING & A/C | J-01 | J-04 |
| INTERIOR FINISH | J-05 | J-08 |
| LABEL | J-09 | J-16 |
| LP | | J-17 |
| LOUNGE | J-18 | J-19 |
| SEALANTS & FASTENERS | J-20 | J-22 |
| WATER & SEWAGE | J-23 | K-04 |
| WINDOW, VENT AND EXTERIOR DOOR | K-05 | L-04 |

ACCESSORIES GROUP (CONTINUED)
GENERATOR-ONAN, 3.5 KW - EXPORT OPTION L383

| KEY | PART NUMBER | U/M | DESCRIPTION |
|-----|---------------|-----|---|
| | 007125-03-000 | EA | CLAMP-MUFFLER - 1 5" DIA |
| | 007125-04-000 | EA | CLAMP-MUFFLER 1 1" DIA |
| | 008289-01-000 | EA | BOX-ELECTRIC, STEEL - 1/2" AND 3/4" KNOCKOUTS - 4" X 4" |
| | 008294-01-000 | EA | COVER-ELECTRICAL BOX, STEEL/BLANK - 4" X 4" - GRAY |
| | 100974-05-000 | EA | GENERATOR-4.0 KW EMERALD PLUS ONAN BGE-FM25237 |
| | 083152-05-000 | EA | PIPE-EXHAUST, GENERATOR |
| | 093590-02-000 | EA | MUFFLER-GENERATOR |
| | 008054-01-000 | EA | CORD-POWER, 10/3 WIRE - 30 AMP - 25' |
| | 000G11-08-00B | EA | SCREW, 8-18 X 1/2 PPH ZN |
| | 000G57-10-12B | EA | SCREW, 10-12 X 3/4 - PPH ZN |
| | 008026-01-000 | FT | WIRE-12/2, ROMEX - W/GROUND |
| | 008311-01-000 | EA | CONNECTOR-WIRE NUT, INSULATED - RED |
| | 008312-01-000 | EA | CONNECTOR-WIRE NUT, INSULATED - BLUE |
| | 008314-01-000 | EA | CONNECTOR-WIRE NUT INSULATED - GRAY |
| | 008328-01-000 | EA | TERMINAL-RING, 12/10 WIRE - #10 STUD FIT |
| | 008331-01-000 | EA | TERMINAL-RING, TONGUE - #4 WIRE - 3/8" STUD - COPPER |
| | 008353-01-000 | EA | CONNECTOR-CABLE CLAMPING, 3/8" |
| | 008355-01-000 | EA | CONNECTOR-CABLE CLAMPING, 3/4" |
| | 008356-01-000 | EA | CONNECTOR-PLASTIC 3/8" AVG |
| | 024924-02-000 | EA | RECEPTACLE-POWER CORD, W/PARTIAL PLATE |
| | 041953-01-000 | FT | CONDUIT-CONVOLUTE SLIT 1/2" ID |
| | 069238-01-000 | EA | COVER-ELECTRICAL BOX, WHOLE - 4" X 4" - GRAY |
| | 073937-03-000 | EA | SWITCH-ROTARY SELECTOR, 3 DECK - A/C - CA20-USA892 |
| | 073937-01-700 | EA | KNOB-ROTARY SWITCH-A/C SELECTOR |
| | 074050-01-000 | EA | BOX-EXTENSION, STEEL - OPEN SIDES - 4" X 4" X 1 1/2" |
| | 074097-01-000 | EA | COVER-ELECTRIC BOX, 1 LARGE & 2 SMALL HOLES - 4" X 4" |
| | 091213-01-000 | EA | BOX-CIRCUIT BREAKER- W/KNOCKOUTS - 5 3" X 11 8" X 2 5" |
| | 092615-01-000 | EA | CONVERTER-40 AMP W/CHARGER B-W 32400P |
| | 000C26-04-10B | EA | BOLT-HEX, SER FLG - 1/4-20 X 5/8 ZINC |
| | 000D14-05-00B | EA | NUT-HEX, 5/16-18 - ZN 5 |
| | 000D39-04-00B | EA | NUT-HEX, SER FLG LK 1/4 - 20 ZN |
| | 000D39-05-00B | EA | NUT-HEX, SER FLG LK - 5/16 - 18 ZN |
| | 007131-01-000 | EA | HANGER-TAILPIPE |
| | 024976-01-000 | EA | SWITCH-GENERATOR, W/O CIRCUIT BOARD |
| | 041480-01-000 | EA | CONNECTOR-STRAIGHT, 1/2" FLEX CONDUIT |
| | 010497-01-000 | EA | CLAMP-CLOSED, 5/8" ID |

ACCESSORIES GROUP (CONTINUED)
GENERATOR-ONAN, 4 KW - US OPTION L39E

| KEY | PART NUMBER | U/M | DESCRIPTION |
|-----|---------------|-----|--|
| | 007125-03-000 | EA | CLAMP-MUFFLER - 1 5" DIA |
| | 007125-04-000 | EA | CLAMP-MUFFLER 1 1" DIA |
| | 008289-01-000 | EA | BOX-ELECTRIC, STEEL - 1/2" AND 3/4" KNOCKOUTS - 4" X 4" |
| | 008294-01-000 | EA | COVER-ELECTRICAL BOX, STEEL/BLANK - 4" X 4" - GRAY |
| | 075254-05-000 | EA | PIPE-EXHAUST, ANGLE D. W/FLANGE - EMERALD - ONAN# 154-2539 |
| | 081364-03-000 | EA | MUFFLER-GENERATOR ONAN |
| | 083152-06-000 | EA | PIPE-EXHAUST GENERATOR - ONAN - 1 3" OD X 4 9" X 55 1" |
| | 094059-01-000 | EA | SPACER-GENERATOR ONAN |
| | 055278-01-001 | FT | TUBING-STEEL 7/8" X 1 1/2" X 200' |
| | 094657-02-000 | EA | TRAY-GENERATOR 22 1/2" X 30 1/2" X 6 9" W/WELD NUTS |
| | 100974-01-000 | EA | GENERATOR-4.0 KW EMERALD PLUS ONAN BGE-FM261000 |
| | 008054-02-000 | EA | CORD-POWER, 10/3 WIRE - 30 AMP - 25' |
| | 000G11-08-00B | EA | SCREW, 8-18 X 1/2 PPH ZN |
| | 000G57-10-12B | EA | SCREW, 10-12 X 3/4 - PPH ZN |
| | 008026-01-000 | FT | WIRE-12/2, ROMEX - W/GROUND |
| | 008311-01-000 | EA | CONNECTOR-WIRE NUT, INSULATED - RED |
| | 008312-01-000 | EA | CONNECTOR-WIRE NUT, INSULATED - BLUE |
| | 008314-01-000 | EA | CONNECTOR WIRE NUT, INSULATED - GRAY |
| | 008328-01-000 | EA | TERMINAL-RING, 12/10 WIRE - #10 STUD FIT |
| | 008331-01-000 | EA | TERMINAL-RING TONGUE - #4 WIRE - 3/8" STUD - COPPER |
| | 008355-01-000 | EA | CONNECTOR-CABLE CLAMPING, 3/4" |
| | 008356-01-000 | EA | CONNECTOR-PLASTIC 3/8" AVG |
| | 024924-02-000 | EA | RECEPTACLE-POWER CORD, W/PARTIAL PLATE |
| | 041953-01-000 | FT | CONDUIT-CONVOLUTE SLIT 1/2" ID |
| | 067762-01-000 | EA | CONVERTER-40 AMP, W/CHARGER - TRIAD TU-840-2 |
| | 069238-01-000 | EA | COVER-ELECTRICAL BOX, WHOLE - 4" X 4" - GRAY |
| | 073937-03-000 | EA | SWITCH-ROTARY SELECTOR, 3 DECK - A/C - CA20-USA892 |
| | 073937-01-700 | EA | KNOB-ROTARY SWITCH-A/C SELECTOR |
| | 074050-01-000 | EA | BOX-EXTENSION, STEEL - OPEN SIDES - 4" X 4" X 1 1/2" |
| | 074097-01-000 | EA | COVER-ELECTRIC BOX, 1 LARGE & 2 SMALL HOLES - 4" X 4" |
| | 083209-03-000 | EA | CIRCUIT BREAKER-15/20AMP, 120V - BW - D-15/20 |
| | 083209-04-000 | EA | CIRCUIT BREAKER-30A, 120V - BW L-30 |
| | 083209-07-000 | EA | CIRCUIT BREAKER-20/20 AMP, 120V - BWK-20/20 |
| | 091213-01-000 | EA | BOX-CIRCUIT BREAKER- W/KNOCKOUTS - 5 3" X 11 8" X 2 5" |
| | 000C26-04-10B | EA | BOLT-HEX, SER FLG - 1/4-20 X 5/8 ZINC |
| | 000D14-05-00B | EA | NUT-HEX, 5/16-18 - ZN 5 |
| | 000D39-04-00B | EA | NUT-HEX, SER FLG LK 1/4 - 20 ZN |
| | 000D39-05-00B | EA | NUT-HEX, SER FLG LK - 5/16 - 18 ZN |
| | 010497-01-000 | EA | CLAMP-CLOSED, 5/8" ID |
| | 007131-01-000 | EA | HANGER-TAILPIPE |
| | 024976-01-000 | EA | SWITCH-GENERATOR, W/O CIRCUIT BOARD |

GENERATOR-ONAN, 4 KW - CANADIAN OPTION L39E
SAME AS U.S. OPTION EXCEPT FOR THE FOLLOWING

| KEY | PART NUMBER | U/M | DESCRIPTION |
|-----|---------------|-----|--|
| | 008289-02-000 | EA | BOX-ELECTRICAL, 4" X 4" - 1/2" & 3/4" KNOCKOUTS - CANADIAN |
| | 008294-02-000 | EA | COVER-ELECTRICAL BOX, BLANK STEEL - 4" X 4" - CANADIAN |
| | 008052-01-000 | EA | CORD-POWER, 10/3 - 30 AMP - 25' - CANADIAN |
| | 067762-02-000 | EA | CONVERTER-40AMP, W/CHARGER - TRIAD TU-840-2 |
| | 093257-01-000 | EA | BOX-ELECTRICAL, CIRCUIT BREAKER |
| | 083209-01-000 | EA | CIRCUIT BREAKER-15 AMP, 120V - BW G-15 |
| | 083209-05-000 | EA | CIRCUIT BREAKER-30/15 AMP, 120V - BW D-30/15 |
| | 008353-01-000 | EA | CONNECTOR-CABLE CLAMPING, 3/8" |

**1991 ITASCA
TABLE OF CONTENTS**

| | |
|--------------------|-------------|
| INTRODUCTION | A-01 - A-02 |
| ABBREVIATIONS | A-03 |
| ALPHABETICAL INDEX | A-04 - A-06 |
| IFN36RO | A-07 - F-22 |
| IFN36RA | F-23 - L-04 |

1991 IFN36RA INDEX

| | |
|-----------------------------------|-------------|
| FLOOR PLAN | F-23 - F-24 |
| ACCESSORIES | G-01 - G-14 |
| BATH | G-15 - G-20 |
| BEDROOM | G-21 - G-22 |
| CHASSIS | G-23 - H-07 |
| CURTAIN, CUSHION & PAD | H-08 - H-17 |
| DINETTE | H-18 - H-20 |
| DRIVERS | H-21 - I-02 |
| ELECTRICAL | I-03 - I-09 |
| EXTERIOR BODY | I-10 - I-16 |
| GALLEY | I-17 - I-24 |
| HEATING & A/C | J-01 - J-04 |
| INTERIOR FINISH | J-05 - J-08 |
| LABEL | J-09 - J-16 |
| LP | J-17 |
| LOUNGE | J-18 - J-19 |
| SEALANTS & FASTENERS | J-20 - J-22 |
| WATER & SEWAGE | J-23 - K-04 |
| WINDOW, VENT AND EXTERIOR DOOR | K-05 - L-04 |

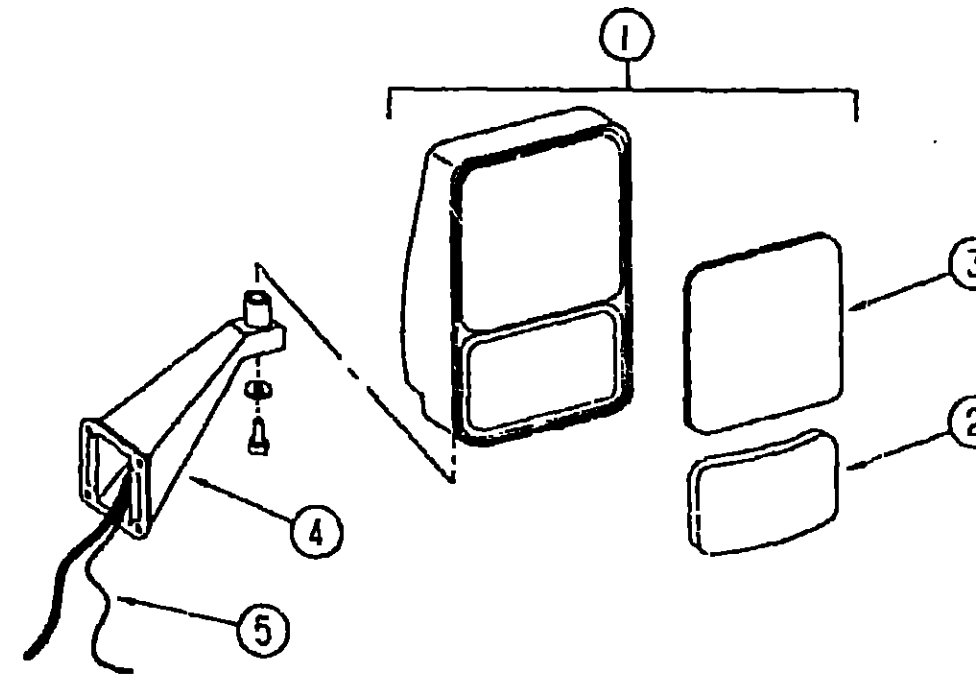
ACCESSORIES GROUP (CONTINUED)
GENERATOR-ONAN, 6.5 KW - US OPTION L39G

| KEY | PART NUMBER | U/M | DESCRIPTION |
|-----|---------------|-----|--|
| | 007125-03-000 | EA | CLAMP-MUFFLER - 1.5" DIA |
| | 007125-04-000 | EA | CLAMP-MUFFLER, 1.1" DIA |
| | 008289-01-000 | EA | BOX-ELECTRICAL, STEEL - 1/2" AND 3/4" KNOCKOUTS - 4" X 4" |
| | 008294-01-000 | EA | COVER-ELECTRICAL BOX, STEEL/BLANK - 4" X 4" - GRAY |
| | 079654-05-000 | EA | PIPE-EXHAUST, ANGLED - W/FLANGE - EMERALD - ONAN# 154-2539 |
| | 081364-03-000 | EA | MUFFLER-GENERATOR, ONAN |
| | 083152-05-000 | EA | PIPE-EXHAUST, GENERATOR - ONAN - 1.3" OD X 4 9" X 55.1" |
| | 094059-01-000 | EA | SPACER-GENERATOR, ONAN |
| | 055278-01-001 | FT | TUBING-STEEL, .75" X 1 5" X 288" |
| | 094657-02-000 | EA | TRAY-GENERATOR, 22 5" X 30 4" X 6 9" |
| | 100975-01-000 | EA | GENERATOR-6.5 KW EMERALD PLUS, ONAN NHE-FA/26100G |
| | 008054-02-000 | EA | CORD-POWER, 10-3 - 30AMP - 33' |
| | 000G11-08-08B | EA | SCREW, 8-18 X 1/2 PPH ZN |
| | 000G67-10-12B | EA | SCREW, 10-12 X 3/4 - PPH ZN |
| | 008026-01-000 | FT | WIRE-12/2, ROMEX - W/GROUND |
| | 008311-01-000 | EA | CONNECTOR-WIRE NUT, INSULATED - RED |
| | 008312-01-000 | EA | CONNECTOR-WIRE NUT, INSULATED - BLUE |
| | 008314-01-000 | EA | CONNECTOR-WIRE NUT, INSULATED - GRAY |
| | 008328-01-000 | EA | TERMINAL-RING, 12/10 WIRE - #10 STUD FIT |
| | 008331-01-000 | EA | TERMINAL-RING, TONGUE - #4 WIRE - 3/8" STUD - COPPER |
| | 008355-01-000 | EA | CONNECTOR-CABLE CLAMPING, 3/4" |
| | 008356-01-000 | EA | CONNECTOR-PLASTIC, 3/8" AVG |
| | 024924-02-000 | EA | RECEPTACLE-POWER CORD, W/PARTIAL PLATE |
| | 041953-01-000 | FT | CONDUIT-CONVOLUTE SLIT, 1/2" ID |
| | 067762-01-000 | EA | CONVERTER-40 AMP, W/CHARGER - TRIAD TU-740-2 |
| | 069238-01-000 | EA | COVER-ELECTRICAL BOX, W/HOLE - 4" X 4" - GRAY |
| | 088238-01-000 | EA | COVER-A/C SELECTOR SWITCH FOR FRONT OR REAR |
| | 073937-03-000 | EA | SWITCH-ROTARY SELECTOR, 3 DECK - A/C - CA20-USA892 |
| | 073937-01-700 | EA | KNOB-ROTARY SWITCH-A/C SELECTOR |
| | 074890-01-000 | EA | BOX-EXTENSION, STEEL - OPEN SIDES - 4" X 4" X 1 1/2" |
| | 074897-01-000 | EA | COVER-ELECTRICAL BOX, 1 LARGE & 2 SMALL HOLES - 4" X 4" |
| | 083209-03-000 | EA | CIRCUIT BREAKER-15/20AMP, 120V - BW - 0-15/20 |
| | 083209-04-000 | EA | CIRCUIT BREAKER-30A, 120V - BW L-30 |
| | 083209-07-000 | EA | CIRCUIT BREAKER-20/20 AMP, 120V - BWK-20/20 |
| | 091213-01-000 | EA | BOX-CIRCUIT BREAKER- W/KNOCKOUTS - 5.3" X 11.8" X 2.5" |
| | 000G26-04-10B | EA | BOLT-HEX, SER FLG - 1/4-20 X 5/8 ZINC |
| | 000D14-05-00B | EA | NUT-HEX, 5/16-18 - ZN 5 |
| | 000D39-04-00B | EA | NUT-HEX, SER FLG LK 1/4 - 20 ZN |
| | 000D39-05-00B | EA | NUT-HEX, SER FLG LK - 5/16 - 18 ZN |
| | 007131-01-000 | EA | HANGER-TAILPIPE |
| | 024976-01-000 | EA | SWITCH-GENERATOR, W/O CIRCUIT BOARD |
| | 088238-01-000 | EA | COVER-A/C SELECTOR SWITCH FOR FRONT OR REAR |
| | 010497-01-000 | EA | CLAMP-CLOSED, 5/8" ID |

GENERATOR-ONAN, 6.5 KW - CANADIAN OPTION L39G
SAME AS U.S. OPTION EXCEPT FOR THE FOLLOWING

| KEY | PART NUMBER | U/M | DESCRIPTION |
|-----|---------------|-----|--|
| | 008289-02-000 | EA | BOX-ELECTRICAL, 4" X 4" - 1/2" & 3/4" KNOCKOUTS - CANADIAN |
| | 008294-02-000 | EA | COVER-ELECTRICAL BOX, BLANK STEEL - 4" X 4" - CANADIAN |
| | 093257-01-000 | EA | BOX-ELECTRICAL, CIRCUIT BREAKER |
| | 008052-01-000 | EA | CORD-POWER, 10/3 - 30 AMP - 25' - CANADIAN |
| | 067762-02-000 | EA | CONVERTER-40AMP, W/CHARGER - TRIAD TU-840-2 |
| | 083209-01-000 | EA | CIRCUIT BREAKER-15 AMP, 120V - BW G-15 |
| | 083209-06-000 | EA | CIRCUIT BREAKER-30/15 AMP, 120V - BW D-30/15 |
| | 008353-01-000 | EA | CONNECTOR-CABLE CLAMPING, 3/8" |

ACCESSORIES GROUP (CONTINUED)



EXTERIOR MIRRORS

| KEY | PART NUMBER | U/M | DESCRIPTION |
|-----|---------------|-----|--|
| 1 | 086260-01-000 | EA | MIRROR-W/CONVEX, PASSENGER |
| 2 | 086260-01-700 | EA | GLASS-CONVEX-PASSENGER |
| 3 | 086260-01-701 | EA | GLASS-FLAT-PASSENGER |
| 1 | 086260-02-000 | EA | MIRROR-W/CONVEX, DRIVER |
| 2 | 086260-02-700 | EA | GLASS-CONVEX-DRIVER |
| 3 | 086260-02-701 | EA | GLASS-FLAT-DRIVER |
| 4 | 086260-03-000 | EA | MIRROR MOUNTING ARM -EXTERIOR - DRIVER AND PASSENGER |
| | 086260-03-700 | EA | BALL-CUP MOUNT (SET/2) |
| | 086260-03-701 | EA | BRACKET-MOUNTING-BLACK |

EXTERIOR MIRRORS WITH HEAT & REMOTE

| KEY | PART NUMBER | U/M | DESCRIPTION |
|-----|---------------|-----|--|
| 1 | 086259-04-000 | EA | MIRROR-REMOTE HEAT, PRE-WIRED - PASSENGER |
| 2 | 086259-04-700 | EA | GLASS-CONVEX-PASSENGER |
| 3 | 086259-04-701 | EA | GLASS-FLAT-PASSENGER |
| 1 | 086259-05-000 | EA | MIRROR-REMOTE HEAT, PRE-WIRED - DRIVER |
| 2 | 086259-05-700 | EA | GLASS-CONVEX-DRIVER |
| 3 | 086259-05-701 | EA | GLASS-FLAT-DRIVER |
| 4 | 086260-03-000 | EA | MIRROR MOUNTING ARM -EXTERIOR - DRIVER AND PASSENGER |
| | 086260-03-700 | EA | BALL-CUP MOUNT (SET/2) |
| | 086260-03-701 | EA | BRACKET-MOUNTING-BLACK |
| 5 | 092880-01-000 | EA | WIRE-IP, REMOTE MIRROR |
| | 088246-01-000 | EA | SWITCH-REMOTE-EXTERIOR MIRROR-SQUARE PUSH |
| | 087695-01-000 | EA | SWITCH-HEATER-EXTERIOR MIRROR |

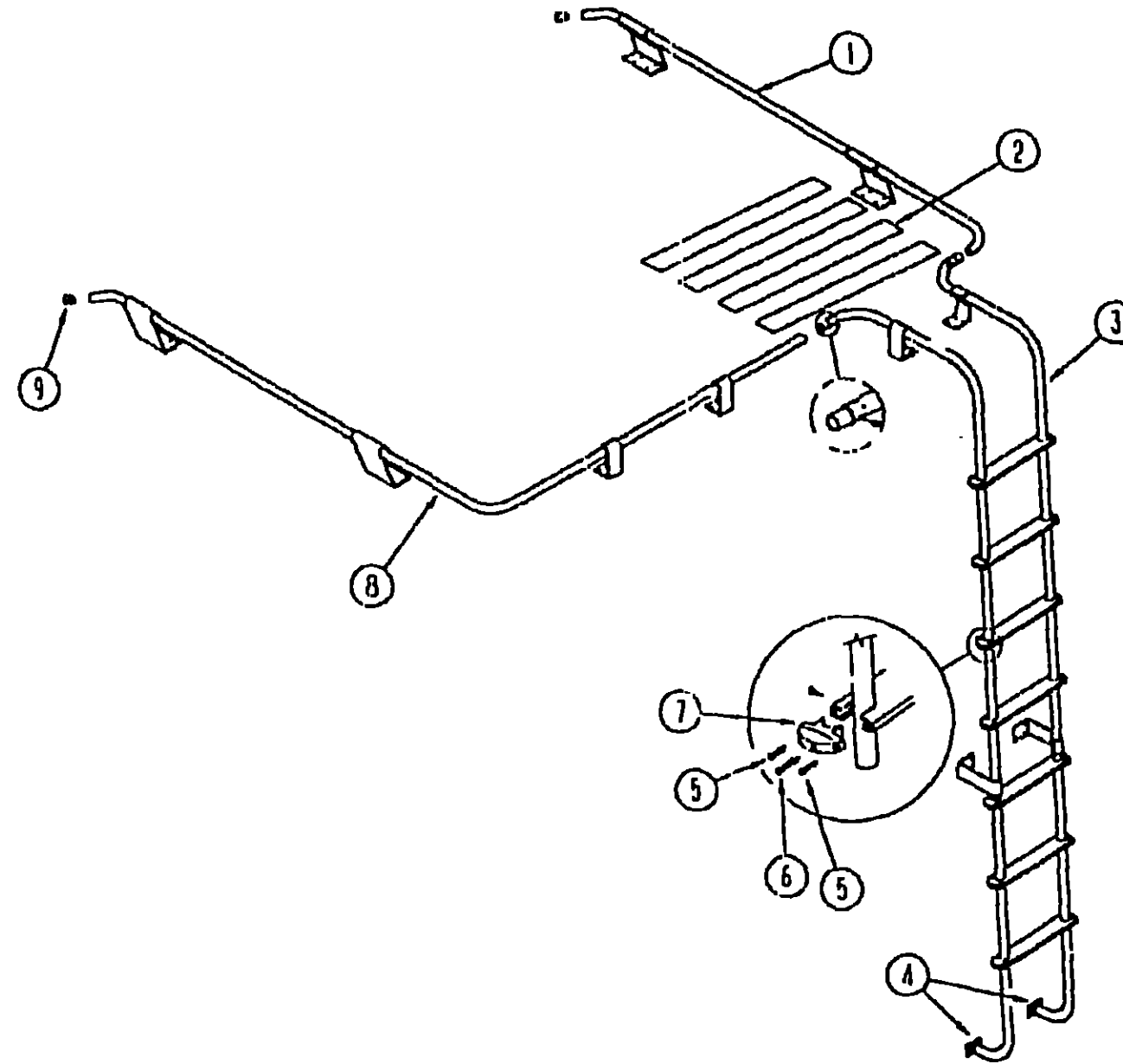
1991 ITASCA
TABLE OF CONTENTS

| | | |
|--------------------|------|------|
| INTRODUCTION | A-0 | A-02 |
| ABBREVIATIONS | | A-03 |
| ALPHABETICAL INDEX | A-04 | A-06 |
| ICN36RQ | A-07 | F-22 |
| IFN36RA | F-23 | L-04 |

1991 IFN36RA INDEX

| | | |
|--------------------------------|------|------|
| FLOOR PLAN | F-23 | F-24 |
| ACCESSORIES | G-01 | G-14 |
| BATH | G-15 | G-20 |
| BEDROOM | G-21 | G-22 |
| CHASSIS | G-23 | H-07 |
| CURTAIN, CUSHION & PADH-08 | | H-17 |
| DINETTE | H-18 | H-20 |
| DRIVERS | H-21 | I-02 |
| ELECTRICAL | I-03 | I-09 |
| EXTERIOR BODY | I-10 | I-16 |
| GALLEY | I-17 | I-24 |
| HEATING & A/C | J-01 | J-04 |
| INTERIOR FINISH | J-05 | J-08 |
| LABEL | J-09 | J-16 |
| LP | | J-17 |
| LOUNGE | J-18 | J-19 |
| SEALANTS & FASTENERS | J-20 | J-22 |
| WATER & SEWAGE | J-23 | K-04 |
| WINDOW, VENT AND EXTERIOR DOOR | K-05 | L-04 |

ACCESSORIES GROUP (CONTINUED)
LUGGAGE RACK & LADDER



1991 ITASCA
TABLE OF CONTENTS

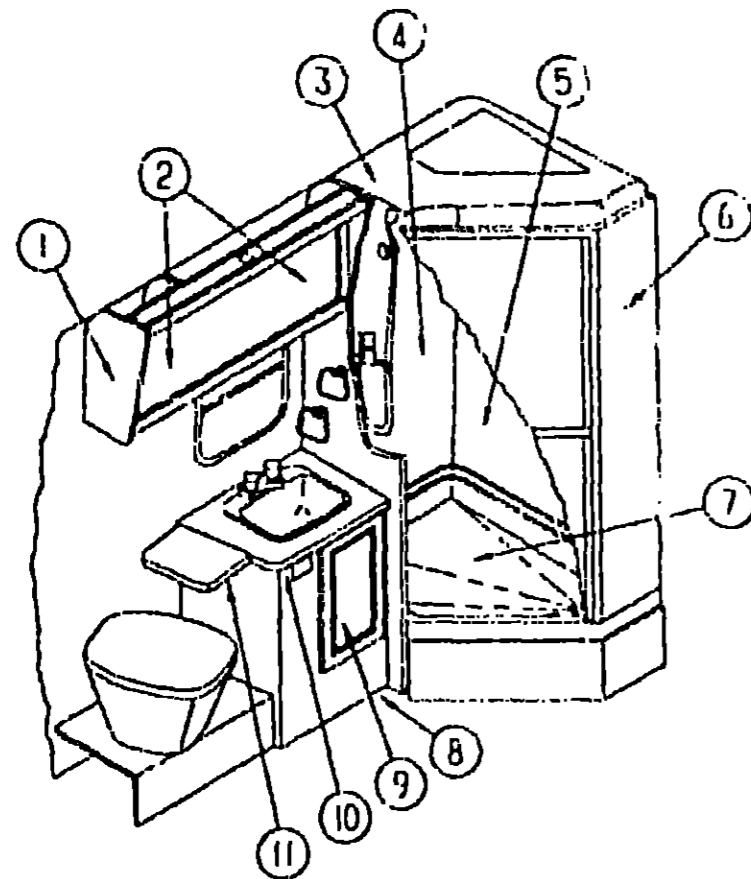
| | | |
|--------------------|------|------|
| INTRODUCTION | A-01 | A-02 |
| ABBREVIATIONS | | A-03 |
| ALPHABETICAL INDEX | A-04 | A-06 |
| ICN36RQ | A-07 | F-22 |
| IFN36RA | F-23 | L-04 |

1991 IFN36RA INDEX

| | | |
|--------------------------------|------|------|
| FLOOR PLAN | F-23 | F-24 |
| ACCESSORIES | G-01 | G-14 |
| BATH | G-15 | G-20 |
| BEDROOM | G-21 | G-22 |
| CHASSIS | G-23 | H-07 |
| CURTAIN, CUSHION & PAD | H-08 | H-17 |
| DINETTE | H-18 | H-20 |
| DRIVERS | H-21 | I-02 |
| ELECTRICAL | I-03 | I-09 |
| EXTERIOR BODY | I-10 | I-16 |
| GALLEY | I-17 | I-24 |
| HEATING & A/C | J-01 | J-04 |
| INTERIOR FINISH | J-05 | J-08 |
| LABEL | J-09 | J-16 |
| LP | | J-17 |
| LOUNGE | J-18 | J-19 |
| SEALANTS & FASTENERS | J-20 | J-22 |
| WATER & SEWAGE | J-23 | K-04 |
| WINDOW, VENT AND EXTERIOR DOOR | K-05 | L-04 |

| KEY | PART NUMBER | U/M | DESCRIPTION |
|-----|---------------|-----|--|
| 1 | 081026-09-Y12 | EA | RACK-LUGGAGE, PASSENGER |
| 2 | 038327-01-000 | EA | TAPE-ANTI SLIP, 2" X 60" |
| 3 | 097220-01-AE6 | EA | LADDER-ONE PIECE |
| 4 | 067165-01-000 | EA | MOUNTING BRACKET-LADDER, LOWER |
| 5 | 000G39-05-10T | EA | SCREW-SF/DR, 6-20 X 5/8 FPH - BLACK |
| 6 | 000G68-10-36T | EA | SCREW-10-12 X 2 25 POH BLACK |
| 7 | 076980-02-000 | EA | END CAP-STEP, BLACK |
| 8 | 081026-10-Y12 | EA | RACK-LUGGAGE, DRIVER |
| 9 | 081114-01-000 | EA | PLUG-ROUND, RACK & LADDER ENDS - PLASTIC - 1" DIA. |

**BATH GROUP
BATH CABINET**



| KEY | PART NUMBER | U/M | DESCRIPTION |
|-----|---------------|-----|--|
| 1 | 100550-01-5-2 | EA | CABINET-MEDICINE, W/O MIRRORS |
| 2 | 101040-01-000 | EA | MIRROR-GLASS-14 3/4" X 22 1/4" |
| | 074031-01-000 | FT | CHANNEL-MIRROR RUN - PILE |
| 3 | 100795-01-01A | EA | CAP-SPRINKLER OFF WHITE PLASTIC |
| 4 | 100555-01-01A | EA | SURROUND-SHOWER, W/SHELF-OFF WHITE PLASTIC |
| | 075005-01-000 | EA | PANEL-FAUCET BACK, SHOWER - 5" X 9" - PLASTIC |
| | 075241-01-000 | EA | FAUCET-SHOWER, BRASS |
| | 011048-02-000 | EA | HEAD-SHOWER, W/60" HOSE - U S |
| 5 | 100554-01-01A | EA | SURROUND-SHOWER-OFF WHITE PLASTIC |
| | 101447-01-000 | EA | CLIP-U TYPE-SHOWER SURROUND |
| 6 | 100714-01-01A | EA | DOOR-SHOWER, BRASS - W/SIDE PANEL - COASTAL |
| | 092574-01-700 | EA | KNOB-SAFETY LATCH, COASTAL 972B |
| | 092574-01-701 | EA | BRACKETS-TOWEL BAR, W/STUDS - COASTAL B141G |
| | 092574-01-702 | EA | BAR-TOWEL, 30" - COASTAL 44G |
| | 092574-01-703 | EA | PULL-DOOR, GOLD - COASTAL B145G |
| | 092574-01-704 | EA | SCREW-GOLD, #6 3/8 - COASTAL 630G |
| | 092574-01-705 | EA | MAGNETIC STRIP-25 9" - COASTAL 98-41 |
| 7 | M02500-14-B07 | EA | PAN-SHOWER, W/STRAINER |
| | 056435-01-000 | EA | NUT-SLIP, TAILPIECE - 1 5" |
| | 006729-01-000 | EA | STRAINER-TUB/SHOWER DRAIN |
| | 059640-01-000 | FT | SEALER-RIBBON, 1/4" DIAMETER - INCREMENTS OF 20" |
| | 059735-01-000 | EA | WASHER-STRAINER TO TAILPIECE PLASTIC, 1 5" |
| | 057671-01-000 | EA | COVER-SCREW, #8 - PLASTIC - OFF WHITE |
| | 102550-01-01A | EA | TRIM-THRESHHOLD, SHOWER - OFF WHITE |
| 8 | P00095-01-B29 | EA | CABINET-LAVATORY, W/COUNTERTOP & EXTENSION |
| 9 | P00523-39-B29 | EA | DOOR-LAVATORY CABINET, W/O HARDWARE - 12" X 21 1/2" |
| 10 | 100096-12-B07 | EA | COUNTERTOP-LAVATORY |
| | 091255-01-000 | FT | SEAL-FOAM, 3 21MM X 4 8MM |
| 11 | 050812-05-B07 | EA | EXTENSION-COUNTERTOP, 9 4" X 11 8" - W/O HARDWARE |
| | 009049-01-000 | EA | SUPPORT-COUNTERTOP EXTENSION |
| | 009059-01-000 | EA | HINGE-COUNTERTOP EXTENSION, 2" X 1 4" - BRASS |
| | 075240-05-000 | EA | FAUCET-LAVATORY - BRASS - U S |
| | 091253-01-000 | EA | GASKET-FAUCET-LAVATORY |
| | 095927-01-01A | EA | SINK-LAVATORY - BONE PLASTIC |
| | 035927-01-700 | EA | STOPPER-LAVATORY SINK |
| | 095927-01-701 | EA | TAILPIECE-LAVATORY SINK |
| | 075454-02-000 | EA | RING-TOWEL-BRASS |
| | 091614-02-000 | EA | DISH-SOAP-BRASS |
| | 075453-02-000 | EA | BAR-TOWEL, 18" BRASS |
| | 095278-01-000 | EA | HOLDER-PAPER, RECESSED - BRASS |
| | 093610-01-01A | EA | LIGHT-MAKE UP - 5 BULB - BRASS |
| | 024676-01-000 | EA | FLANGE-CLOSET-4" X 3" - U S |
| | 067487-01-000 | EA | TOILET-12 3/4", IVORY - HAND FLUSH - THETFORD 150110 |

CANADIAN OPTION L265

| KEY | PART NUMBER | U/M | DESCRIPTION |
|-----|---------------|-----|--|
| | 011048-05-000 | EA | SHOWER HEAD-W/60" HOSE, W/O VACUUM BREAKER - CSA |
| | 075240-06-000 | EA | FAUCET-LAVATORY - BONE - CSA |
| | 075241-05-000 | EA | FAUCET-SHOWER - CSA |
| | 024676-02-000 | EA | FLANGE-CLOSET, 4" X 3" - CSA |

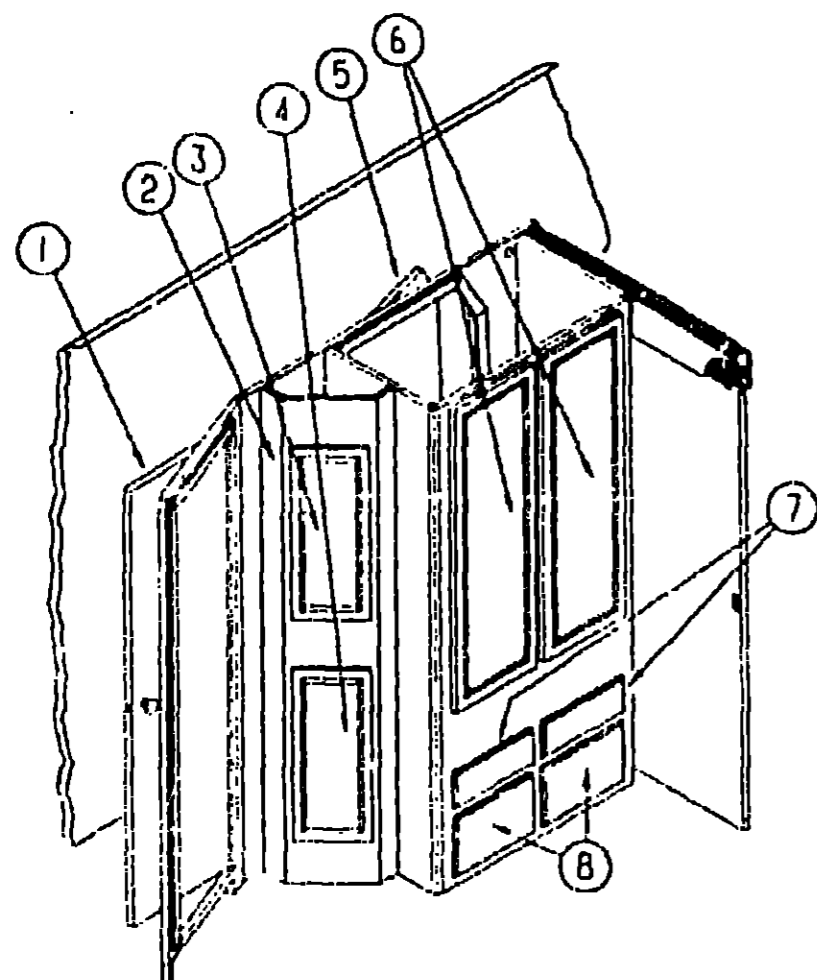
**1991 ITASCA
TABLE OF CONTENTS**

| | | |
|--------------------|--------|------|
| INTRODUCTION | A-1 - | A-02 |
| ABBREVIATIONS | | A-03 |
| ALPHABETICAL INDEX | A-04 - | A-05 |
| ICN36RQ | A-07 - | F-22 |
| IFN36RA | F-23 - | L-04 |

1991 IFN36RA INDEX

| | | |
|-----------------------------------|--------|------|
| FLOOR PLAN | F-23 - | F-24 |
| ACCESSORIES | G-01 - | G-14 |
| BATH | G-15 - | G-20 |
| BEDROOM | G-21 - | G-22 |
| CHASSIS | G-23 - | H-07 |
| CURTAIN, CUSHION & PAD | H-08 - | H-17 |
| DINETTE | H-18 - | H-20 |
| DRIVERS | H-21 - | I-02 |
| ELECTRICAL | I-03 - | I-09 |
| EXTERIOR BODY | I-10 - | I-16 |
| GALLEY | I-17 - | I-24 |
| HEATING & A/C | J-01 - | J-04 |
| INTERIOR FINISH | J-05 - | J-08 |
| LABEL | J-09 - | J-16 |
| LP | | J-17 |
| LOUNGE | J-18 - | J-19 |
| SEALANTS & FASTENERS | J-20 - | J-22 |
| WATER & SEWAGE | J-23 - | K-04 |
| WINDOW, VENT AND EXTERIOR DOOR | K-05 - | L-04 |

BATH GROUP (CONTINUED)
LINEN & WARDROBE CABINETS



| KEY | PART NUMBER | U/M | DESCRIPTION |
|-----|---------------|-----|---|
| 1 | M04145-02-B29 | EA | DOOR-BATH W/JAMB - W/O LATCH - 70 3" X 18 9" FROM 00-00-00 THRU 09-16-90 |
| 1 | M04145-04-B29 | EA | DOOR-BATH W/JAMB - W/O LATCH - 70 3" X 18 9" FROM 09-17-90 THRU 99-99-99 |
| | M07053-02-B29 | EA | DOOR-BATH, W/O HARDWARE - 70 3" X 18 9" FROM 00-00-00 THRU 09-16-90 |
| | M07058-04-B29 | EA | DOOR-BATH, W/O HARDWARE - 70 3" X 18 9" FROM 09-17-90 THRU 99-99-99 |
| | 100810-01-02A | EA | MOLDING-VINYL WRAPPED, 1 65" X 4" X 7" - OAK |
| | 100819-01-02A | EA | MOLDING-VINYL WRAPPED, L SHAPED - 1 5" X 1 5" X 7" - OAK |
| | 094485-01-01A | EA | KNOB-DOOR, BRASS |
| 2 | 100001-01-B07 | EA | CABINET-LINEN, W/O DOORS OR HARDWARE |
| 3 | P00523-03-B29 | EA | DOOR-LINEN CABINET, W/O HARDWARE - 10 8" X 28" |
| 4 | P00523-44-B32 | EA | DOOR-LINEN CABINET, W/O HARDWARE - 10 8" X 28" |
| 5 | M04145-01-B29 | EA | DOOR-WARDROBE, W/JAMB - 28 1" X 69 9" |
| | 100149-01-B29 | EA | DOOR-WARDROBE, W/O HARDWARE - 28 1" X 69 9" |
| | C80720-01-000 | EA | HANDLE-FULL, BROWN PLASTIC |
| | 101430-01-01A | EA | HINGE-DOOR, 2" - BRASS |
| | 001500-20-B29 | EA | DRAWER-5" X 19 7" FACE X 18 7" - W/O HARDWARE - AISLE SIDE |
| 6 | P00523-64-B29 | EA | DOOR-WARDROBE, W/ MIRROR - W/O HARDWARE - 15 4" X 49 2" |
| | 050331-27-000 | EA | MIRROR-GLASS, 11 8" X 45 7" |
| 7 | P00522-21-B29 | EA | DRAWER-6 1" X 15 4" FACE X 18 7" - W/O HARDWARE |
| 8 | P00522-15-B29 | EA | DRAWER-9 9" X 15 4" FACE X 18 7" - W/O HARDWARE |
| | 054250-01-000 | EA | COVER-ANGLED, 3 6" X 4 5" - BEIGE PLASTIC |

1991 ITASCA
TABLE OF CONTENTS

| | | |
|--------------------|--------|------|
| INTRODUCTION | A-01 - | A-02 |
| ABBREVIATIONS | | A-03 |
| ALPHABETICAL INDEX | A-04 - | A-06 |
| IFN36RO | A-07 - | F-22 |
| IFN36RA | F-23 - | L-04 |

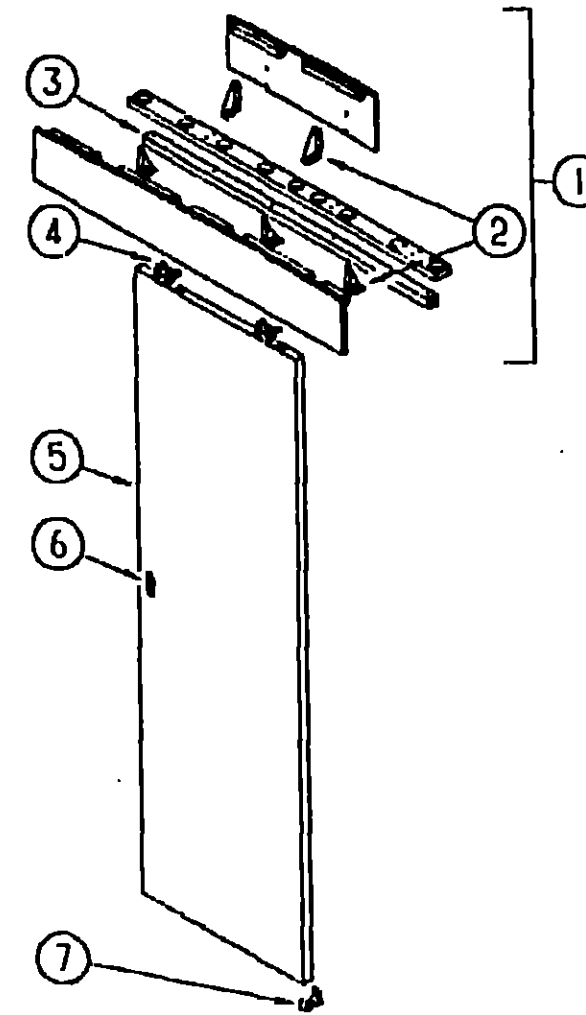
1991 IFN36RA INDEX

| | | |
|-------------------------|--------|------|
| FLOOR PLAN | F-23 - | F-24 |
| ACCESSORIES | G-01 - | G-14 |
| BATH | G-15 - | G-20 |
| BEDROOM | G-21 - | G-22 |
| CHASSIS | G-23 - | H-07 |
| CURTAIN, CUSHION & PADH | H-08 - | H-17 |
| DINETTE | H-18 - | H-20 |
| DRIVERS | H-21 - | I-02 |
| ELECTRICAL | I-03 - | I-09 |
| EXTERIOR BODY | I-10 - | I-16 |
| GALLEY | I-17 - | I-24 |
| HEATING & A/C | J-01 - | J-04 |
| INTERIOR FINISH | J-05 - | J-08 |
| LABEL | J-09 - | J-16 |
| LP | | J-17 |
| LOUNGE | J-18 - | J-19 |
| SEALANTS & FASTENERS | J-20 - | J-22 |
| WATER & SEWAGE | J-23 - | K-04 |
| WINDOW, VENT AND | | |
| EXTERIOR DOOR | K-05 - | L-04 |

BATH GROUP (CONTINUED)
TOILET & COMPONENTS

| KEY | PART NUMBER | U/M | DESCRIPTION |
|-----|---------------|-----|--|
| | 024676-01-000 | EA | FLANGE-CLOSET, 4" X 3" |
| | 067487-01-000 | EA | TOILET-12 3/4", IVORY - HAND FLUSH - THETFORD 150110 |
| | 067487-01-700 | EA | C.L.F.L. SEAL & BOLT PACKAGE - AQUA MAGIC 08975 |
| | 063740-01-710 | EA | LINK, THETFORD 12513 |
| | 063740-01-711 | EA | SPRING-RETURN LEVER, THETFORD 12523 |
| | 063740-01-705 | EA | SEAT-IVORY, W/O COVER - THETFORD 12447 |
| | 063740-01-700 | EA | LEVER-WATER, THETFORD 12514 |
| | 063740-01-701 | EA | LEVER-FLUSH, THETFORD 12515 |
| | 063740-01-713 | EA | SEAL-BALL VALVE TO BOWL, THETFORD 12502 |
| | 063740-01-714 | EA | VALVE ASM-WATER, THETFORD 12492 |
| | 063740-01-706 | EA | BOLT PACKAGE-CLOSET, THETFORD 12524 |

BATH GROUP (CONTINUED)



SLIDING BATH DOOR

| KEY | PART NUMBER | U/M | DESCRIPTION |
|-----|---------------|-----|--------------------------------------|
| 1 | 100251-01-B29 | EA | HEADER ASM W/O TRACK - OAK |
| 2 | 076827-01-000 | EA | BRACKET-TRIANGLE, 2 9" X 1 8" |
| 3 | 071817-08-000 | EA | TRACK-SLIDING DOOR, 51.2" |
| 4 | 009156-01-000 | EA | HANGER-SLIDING DOOR |
| 5 | 100224-01-B29 | EA | DOOR-SLIDING, W/PULL - 71.1" X 20 9" |
| 6 | 098410-01-01A | EA | PULL-FINGER, OVAL - BRASS |
| 7 | 064467-01-000 | EA | GUIDE-SLIDING DOOR |
| | 057534-01-000 | EA | TIEBACK-SLIDING DOOR, 6" |

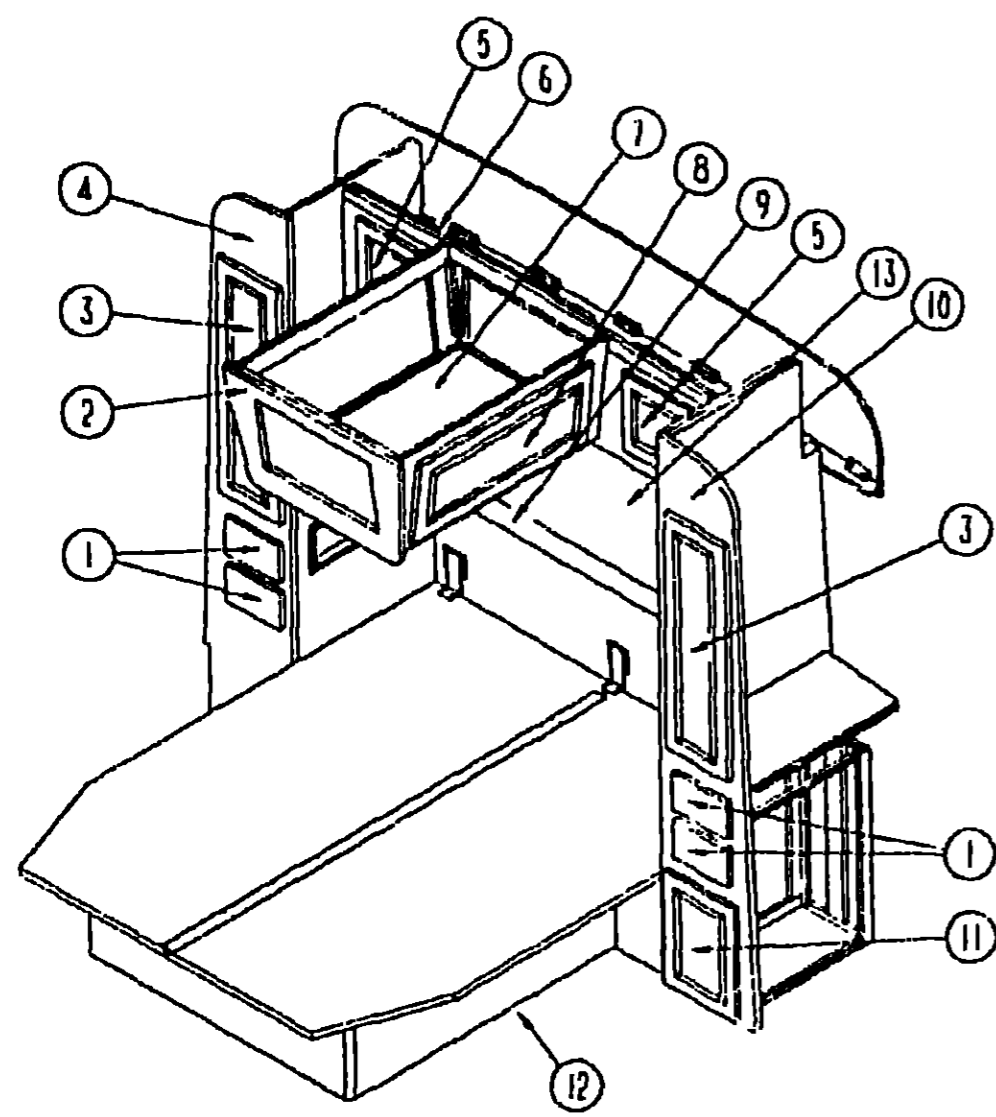
1991 ITASCA
TABLE OF CONTENTS

| | | |
|--------------------|------|------|
| INTRODUCTION | A-01 | A-02 |
| ABBREVIATIONS | | A-03 |
| ALPHABETICAL INDEX | A-04 | A-06 |
| ICN36RQ | A-07 | F-22 |
| IFN36RA | F-23 | L-04 |

1991 IFN36RA INDEX

| | | |
|--------------------------------|------|------|
| FLOOR PLAN | F-23 | F-24 |
| ACCESSORIES | G-01 | G-14 |
| BATH | G-15 | G-20 |
| BEDROOM | G-21 | G-22 |
| CHASSIS | G-23 | H-07 |
| CURTAIN, CUSHION & PADS | H-08 | H-17 |
| DINETTE | H-18 | H-20 |
| DRIVERS | H-21 | I-02 |
| ELECTRICAL | I-03 | I-09 |
| EXTERIOR BODY | I-10 | I-16 |
| GALLEY | I-17 | I-24 |
| HEATING & A/C | J-01 | J-04 |
| INTERIOR FINISH | J-05 | J-08 |
| LABEL | J-09 | J-16 |
| LP | | J-17 |
| LOUNGE | J-18 | J-19 |
| SEALANTS & FASTENERS | J-20 | J-22 |
| WATER & SEWAGE | J-23 | K-04 |
| WINDOW, VENT AND EXTERIOR DOOR | K-05 | L-04 |

**BEDROOM CLOSET
QUEEN BED CABINETS AND COMPONENTS**



| KEY | PART NUMBER | U/M | DESCRIPTION |
|-----|---------------|-----|---|
| 1 | P00522-05-B29 | EA | DRAWER-CABINET, W/O HARDWARE - 8 5" X 19.5" |
| 2 | 089599-01-B29 | EA | END CAP-CABINET, OVERHEAD - CENTER ISLAND, W/O MIRROR |
| | 058331-18-000 | EA | MIRROR-GLASS, 11.25" X 22.4" |
| 3 | P00523-14-B29 | EA | DOOR-CABINET, W/O HARDWARE - 9 8" X 33.5" |
| 4 | M04163-01-B29 | EA | CABINET-SHIRT CLOSET, PASS SIDE - W/O DOORS OR HDW |
| 4 | M04163-02-B29 | EA | CABINET-SHIRT CLOSET, PASS SIDE - W/O DOORS OR HDW - OPTION L26L |
| | 041953-03-000 | FT | CONDUIT-CONVOLUTED SLIT, 1" ID (CLOTHES ROD COVER) |
| | 009112-01-000 | EA | FLANGE-1" CLOTHES ROD - PLASTIC - OFF WHITE |
| | 042438-01-000 | EA | DOV:EL-WOOD, CLOTHES ROD - 1" DIAMETER X 4' |
| 5 | P00523-07-B29 | EA | DOOR-CABINET, BACKWALL - W/O HARDWARE - 11" X 11" |
| 6 | M04165-09-B29 | EA | CABINET-OVERHEAD, BACKWALL - W/O DOORS OR HARDWARE |
| | 092062-02-01A | EA | SHELF-CABINET, BACKWALL OVERHEAD |
| 7 | M04165-26-B29 | EA | CABINET-OVERHEAD, BED ISLAND - W/O DOORS OR HARDWARE |
| 8 | P00523-40-B32 | EA | DOOR CABINET, W/O HARDWARE - 12" X 18.7" |
| 9 | 092525-01-B07 | EA | COUNTERTOP-BACKWALL |
| | 094791-01-B29 | EA | TRIM-CABINET TO BACKWALL COUNTERTOP - 1.5" X 4 25" - WOOD - PASS SIDE |
| | 094791-02-B29 | EA | TRIM-CABINET TO BACKWALL COUNTERTOP - 1.5" X 4 25" - WOOD - DR SIDE |
| 10 | 100950-01-B29 | EA | CABINET-SHIRT CLOSET, DRIVER SIDE - W/O DOORS OR HARDWARE - U.S. |
| 10 | 100950-02-B29 | EA | CABINET-SHIRT CLOSET, DRIVER SIDE - W/O DOORS OR HARDWARE - CSA |
| 11 | P00523-16-B29 | EA | DOOR-CABINET, W/O HARDWARE - 11.4" X 16.1" (U.S. ONLY) |
| 12 | P02295-01-B29 | EA | CABINET ASM - QUEEN BED W/O TOP OR HARDWARE - STANDARD OR OPTIONAL |
| | | | FROM: 00-00-00 THRU: 09-02-99 |
| 12 | M92734-01-B29 | EA | CABINET ASM - QUEEN BED W/O TOP OR HARDWARE - STANDARD |
| | | | FROM: 09-03-90 THRU: 99-99-99 |
| 12 | P02295-01-B29 | EA | CABINET ASM - QUEEN BED W/O TOP OR HARDWARE - OPTION L21W |
| | | | FROM: 09-03-90 THRU: 99-99-99 |
| 13 | 101043-01-B29 | EA | MIRROR ASM - TRIPLE, 57" X 30" |
| | 093506-02-000 | EA | MIRROR-BEVELED, 25" X 28 3" |
| | 093506-03-000 | EA | MIRROR-BEVELED, 15 1" X 28 3" |
| | 100961-01-B29 | EA | CABINET-AISLE STORAGE (NOT SHOWN) |
| | 084071-03-000 | EA | POD-BRASS, 72" LONG |
| | 100961-11-B29 | EA | COUNTERTOP-AISLE STORAGE CABINET |

QUEEN BED HARDWARE

| KEY | PART NUMBER | U/M | DESCRIPTION |
|-----|---------------|-----|--|
| | 057460-02-000 | EA | STUD-BALL, GAS SPRING - 10 MM - 5/16" - 18 |
| | 057460-03-000 | EA | CLIP-SAFETY, WIREFORM TYPE - GAS SPRING |
| | 057460-04-000 | EA | SPRING-GAS |
| | 089024-01-000 | EA | SUPPORT-SPRING, TO FLOOR |
| | 089025-01-000 | EA | SUPPORT-SPRING, TO BED |
| | 088199-02-Y12 | EA | HINGE-BED, TOP LIFT - METAL - BEIGE |
| | 077252-01-000 | EA | PIN-HINGE |
| | 086235-02-000 | EA | BEARING-SNAP IN, 3/16" ID X 3/16" |

TV STAND

| KEY | PART NUMBER | U/M | DESCRIPTION |
|-----|---------------|-----|--|
| | 084357-02-B25 | EA | STAND-TV, W/MIRROR |
| | 084356-04-000 | EA | INSERT-TV STAND, TAN |
| | 023320-01-000 | EA | PAD-FELT, 3/8" DIAMETER - BROWN |
| | 084412-01-000 | EA | SUPPORT-HINGED |
| | 084451-01-000 | EA | CATCH-TV SHELF, BRASS |
| | 084625-02-000 | EA | HINGE-ALUMINUM, WHOLES - 17 2" - TAN |
| | 084413-01-000 | EA | HINGE-CONTINUOUS, ALUMINUM - 1" X 72" - WHOLES |
| | 058331-14-000 | EA | MIRROR - GLASS - SAFETY - 14" X 12 7" |

**1991 ITASCA
TABLE OF CONTENTS**

| | | |
|--------------------|------|------|
| INTRODUCTION | A-01 | A-02 |
| ABBREVIATIONS | | A-03 |
| ALPHABETICAL INDEX | A-04 | A-06 |
| ICN36RQ | A-07 | F-22 |
| IFN36RA | F-23 | L-04 |

1991 IFN36RA INDEX

| | | |
|------------------------|------|------|
| FLOOR PLAN | F-23 | F-24 |
| ACCESSORIES | G-01 | G-14 |
| BATH | G-15 | G-20 |
| BEDROOM | G-21 | G-22 |
| CHASSIS | G-23 | H-07 |
| CURTAIN, CUSHION & PAD | H-08 | H-17 |
| DINETTE | H-18 | H-20 |
| DRIVERS | H-21 | I-02 |
| ELECTRICAL | I-03 | I-09 |
| EXTERIOR BODY | I-10 | I-16 |
| GALLEY | I-17 | I-24 |
| HEATING & A/C | J-01 | J-04 |
| INTERIOR FINISH | J-05 | J-08 |
| LABEL | J-09 | J-16 |
| LP | | J-17 |
| LOUNGE | J-18 | J-19 |
| SEALANTS & FASTENERS | J-20 | J-22 |
| WATER & SEWAGE | J-23 | K-04 |
| WINDOW, VENT AND | | |
| EXTERIOR DOOR | K-05 | L-04 |

**CHASSIS GROUP
TIRE & WHEEL**

| KEY | PART NUMBER | U/M | DESCRIPTION |
|-----|---------------|-----|--|
| | 051377-01-000 | EA | STEM-VALVE |
| | 083425-02-000 | EA | TIRE-MICHELIN, LT235 / 85R16 LRE |
| | 095853-01-000 | EA | WHEEL-STEEL, 16"X 6K - E8TZ - 1915 - A - ACCURIDE 28375-12 |
| | 085243-01-000 | EA | NUT-WHEEL |

CANADIAN OPTION

| KEY | PART NUMBER | U/M | DESCRIPTION |
|-----|---------------|-----|---|
| | 100138-01-000 | EA | MODULE-DAYTIME RUNNING LIGHT |
| | 100150-01-000 | EA | WIRE ASM-DAYTIME RUNNING LIGHTS |
| | 100159-01-000 | EA | WIRE ASM-DAYTIME RUNNING LIGHTS, W/FUSE |
| | 094794-02-000 | EA | CLUSTER-INSTRUMENT, KILOMETER |

HYDRAULIC LEVELING JACKS OPTION L64H

| KEY | PART NUMBER | U/M | DESCRIPTION |
|-----|---------------|-----|---|
| | 100532-01-000 | EA | LEVELING SYSTEM-HYDRAULIC - HWH# AP7371 |
| | 100532-01-700 | EA | VALVE FOR MANUAL LEVEL W/DELUXE - HWH# RAP4973 |
| | 096808-01-000 | EA | SPACER-PEDESTAL, DRIVER |
| | 100533-02-000 | EA | BRACKETS-FRONT LEVELING JACK - HWH# AP7390 FROM: 00-00-00 THRU: 10-05-90 |
| | 100533-03-000 | EA | BRACKETS-FRONT LEVELING JACK - HWH# AP7391 FROM: 10-06-90 THRU: 99-99-99 |
| | 100534-03-000 | EA | BRACKETS-REAR LEVELING JACKS - 5 25" X 6.5" - HWH# AP7394 |
| | 100534-06-000 | EA | BRACKETS-REAR LEVELING JACKS - 10 25" - HWH# AP6957 |
| | 100535-02-000 | EA | BRACKET-PUMP, LEVELING JACK - HWH# AP6282 |
| | 100535-05-000 | EA | HOSE KIT-LEVELING JACKS - HWH# AP7624 |

MANUAL LEVELING JACKS OPTION L64L

| KEY | PART NUMBER | U/M | DESCRIPTION |
|-----|---------------|-----|---|
| | 099025-01-000 | EA | STABILIZER-JACK, PASSENGER |
| | 099025-02-000 | EA | STABILIZER-JACK, DRIVER |
| | 099116-01-000 | EA | BRACKET-STABILIZER JACK, W/2 SQUARE TUBES |
| | 099641-02-000 | EA | BRACKET-JACK, REAR |
| | 099642-01-000 | EA | BRACKET-JACK, W/ANGLE BRACE |
| | 099642-02-000 | EA | BRACKET-JACK, FRONT |

SPEED CONTROL

NOTE SUPPLIED BY FORD IN STEERING WHEEL

ENGINE COMPARTMENT COMPONENTS

| KEY | PART NUMBER | U/M | DESCRIPTION |
|-----|---------------|-----|---|
| | 095630-01-000 | EA | BOTTLE-OVERFLOW, RADIATOR - GM 14042454 |
| | 076310-01-000 | EA | BAFFLE-RADIATOR, 12" X 15" X 62" - RUBBER |
| | 079059-02-000 | EA | HOSE-90 DEGREE, .61"ID X 4" X 6" |
| | 055000-01-000 | EA | SHIELD-VC, 6 8" X 3 1" - STEEL |

TAG AXLE SYSTEM

| KEY | PART NUMBER | U/M | DESCRIPTION |
|-----|---------------|-----|--|
| | 085761-02-000 | EA | COMPRESSOR-AIR, 12 VOLT 1/6HP - GAST 1HAB-74-M114 |
| | 085763-01-000 | EA | TEE-2 FEMALE & 1 MALE ENDS, 3/8 X 1/4 - WEATHERHEAD 1471X6X4X4 |
| | 085768-01-000 | EA | COUPLING-BRASS 1/4 FNPT, WEATHERHEAD 3300X4 |
| | 085767-01-000 | EA | TEE-ADAPTER, 3/8" BRKT X 1/4" NPT, WEATHERHEAD 1402X6X4 |
| | 085769-01-000 | EA | VALVE-RELIEF, 1/4 MPT - 115 LB |
| | 085756-01-000 | EA | VALVE-CHECK, 1/4 NPT-MALE - HENSCHEN 601232 |
| | 085757-01-000 | EA | SWITCH-PRESSURE CONTROL, HENSCHEN 510259 |
| | 085765-01-000 | EA | TEE-2 F & 1 MALE ENDS, 1/4 MPT X 1/4 - BRASS - WEATHERHEAD 3750X4 |
| | 071367-04-000 | EA | ELBOW-MALE, 3/8" X 1/4" |
| | 071387-05-000 | EA | ELBOW-MALE, 1/4" X 1/4" |
| | 071390-03-000 | FT | TUBING-AIR BRAKE, 3/8" OD - RED |
| | 071390-04-000 | FT | TUBING-AIR BRAKE, 1/4" OD - BLACK |
| | 071391-02-000 | EA | NIPPLE-HEX, .25 PIPE |
| | 071392-03-000 | EA | PLUG-HEX HEAD, 1/4NPT BRASS |
| | 085755-01-000 | EA | SOLENOID-AIR VALVE, 1/4 NPT-F - HENSCHEN 500941 |
| | 085759-01-000 | EA | LIGHT-WARNING, "LOW AIR", HENSCHEN 510633 |
| | 071375-02-000 | EA | TANK-AIR |
| | 071375-03-000 | EA | ISOLATOR-AIR TANK MOUNT |
| | 085758-02-000 | EA | SWITCH-"LOW AIR", NASON SP-17B-20F |
| | 085773-01-000 | EA | VALVE-DRAIN, AIR TANK - 1/4 MPT - WEATHERHEAD |
| | 085766-01-000 | EA | ADAPTER-1/4 FPT X 1/4 MPT, BRASS - WEATHERHEAD |
| | 071374-03-000 | EA | FITTING-BULKHEAD, 1/4" X 1/4"MNPT |
| | 085755-01-000 | EA | SOLENOID-AIR VALVE, 1/4 NPT-F - HENSCHEN 500941 |
| | 086241-01-000 | EA | VALVE-AIR, 1/4 MPT - TIRE STEM - SCHRADER 1498E-6 |
| | 094558-05-000 | EA | VALVE-HEIGHT CONTROL, PASSENGER SIDE - HENSCHEN 3820031 FROM 00-00-00 THRU: 10-07-90 |
| | 085754-01-000 | EA | VALVE-HEIGHT CONTROL, PASSENGER SIDE - HENSCHEN 0820046 FROM: 10-08-90 THRU: 99-99-99 |
| | 094558-07-000 | EA | VALVE-HEIGHT CONTROL, DRIVER SIDE - HENSCHEN 3820032 FROM: 00-00-00 THRU: 10-07-90 |
| | 085754-02-000 | EA | VALVE-HEIGHT CONTROL, DRIVER SIDE - HENSCHEN 0820047 FROM: 10-08-90 THRU: 99-99-99 |
| | 085754-04-000 | EA | PIVOT-LINK MTG, FORD/OSH KOSH - HENSCHEN 5820084 |
| | 085754-05-000 | EA | LINK-VALVE CONTROL, 7" W/BCLT - HENSCHEN 0820021-7 |
| | 098439-04-000 | EA | SUSPENSION-TAG, FORD - HENSCHEN 5820064 |
| | 098439-04-700 | EA | BELLOWS-AIR SPRING, TAG SUSPENSION - HENSCHEN 082005 |
| | 085750-01-712 | EA | SPRING BUSHING, HENSCHEN 5503-023 |
| | 085750-01-714 | EA | TRANSVERSE ROD, HENSCHEN 5001-004 |
| | 085750-01-715 | EA | TRANSVERSE ROD BUSHING, HENSCHEN 7572-102 |
| | 085750-01-716 | EA | STRADDLE PIN, HENSCHEN 8600-079 |
| | 085750-01-720 | EA | STIRRUP-SPRING, HENSCHEN 8500-079 |
| | 085750-01-718 | EA | BOLT-SPRING STIRRUP, HENSCHEN 9110-150 |
| | 085750-01-719 | EA | NUT-SPRING STIRRUP, HENSCHEN 92110-130 |
| | 098439-02-000 | EA | AXLE-TAG, FORD - HENSCHEN 5820066 |
| | 098439-02-700 | EA | HUB & DRUM W/CUPS-DRIVER OR PASSENGER SIDE, FORD |
| | 094558-02-700 | EA | WHEEL BRG-INNER JD & FORD TAG |
| | 094558-02-701 | EA | WHEEL BRG-OUTER J.D.&FORD TAG |
| | 085750-01-705 | EA | GREASE SEAL, HENSCHEN 0270015 |
| | 094558-02-704 | EA | DUST COVER W/ZFRK JD&FORD TAG |
| | 085750-01-708 | EA | BRAKE R.H. 12X2, HENSCHEN 31-0014 |
| | 085750-01-709 | EA | BRAKE L.H. 12X2, HENSCHEN 3160015 |
| | 085750-01-700 | EA | MAGNET KIT (OVAL), HENSCHEN M-130 |
| | 085750-01-701 | EA | SHOE & LININGS(F/I BRAKE), HENSCHEN SL-111 |
| | 085750-01-723 | EA | MAGNET KIT, ROUND - HENSCHEN M-115 |
| | 085750-01-724 | EA | ARM-LEVELOR, MAGNETIC - RIGHT RND - HENSCHEN 0558 |
| | 085750-01-725 | EA | ARM-LEVELOR, MAGNETIC - LEFT RND - HENSCHEN 05583 |
| | 085753-01-000 | EA | CONTROLLER-BRAKE, WEATHERTRON |

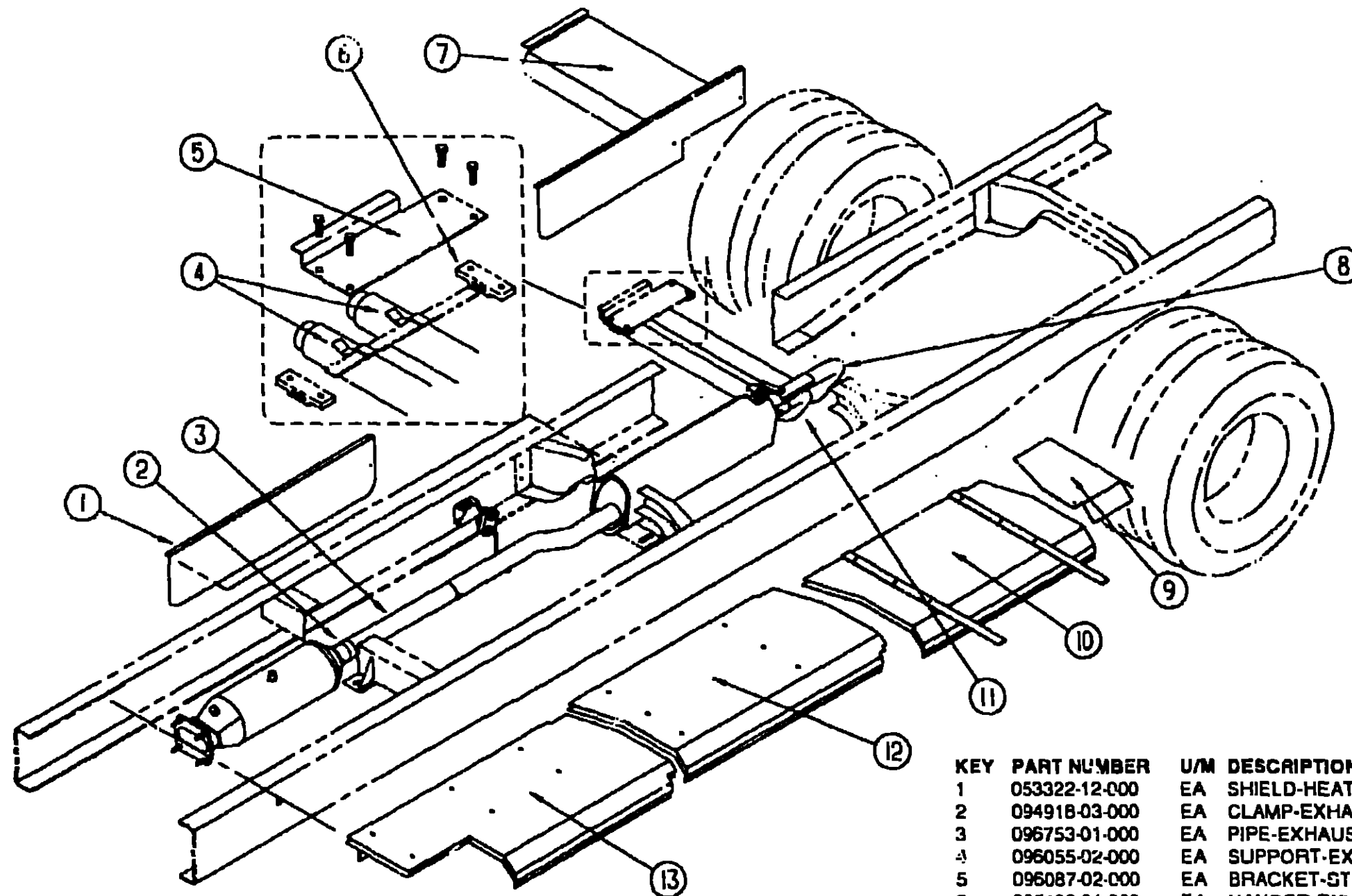
**1991 ITASCA
TABLE OF CONTENTS**

| | | |
|--------------------|------|------|
| INTRODUCTION | A-01 | A-02 |
| ABBREVIATIONS | | A-03 |
| ALPHABETICAL INDEX | A-04 | A-06 |
| ICN36RQ | A-07 | F-22 |
| IFN36RA | F-23 | L-04 |

1991 IFN36RA INDEX

| | | |
|----------------------------|------|------|
| FLOOR PLAN | F-23 | F-24 |
| ACCESSORIES | G-01 | G-14 |
| BATH | G-15 | G-20 |
| BEDROOM | G-21 | G-22 |
| CHASSIS | G-23 | H-07 |
| CURTAIN, CUSHION & PADH-08 | | H-17 |
| DINETTE | H-18 | H-20 |
| DRIVERS | H-21 | I-02 |
| ELECTRICAL | I-03 | I-09 |
| EXTERIOR BODY | I-10 | I-16 |
| GALLEY | I-17 | I-24 |
| HEATING & W/C | J-01 | J-04 |
| INTERIOR FINISH | J-05 | J-08 |
| LABEL | J-09 | J-16 |
| LP | | J-17 |
| LOUNGE | J-18 | J-19 |
| SEALANTS & FASTENERS | J-20 | J-22 |
| WATER & SEWAGE | J-23 | K-04 |
| WINDOW, VENT AND | | |
| EXTERIOR DOOR | K-05 | L-04 |

CHASSIS GROUP (CONTINUED)
EXHAUST COMPONENTS



| KEY | PART NUMBER | U/M | DESCRIPTION |
|-----|---------------|-----|--|
| 1 | 053322-12-000 | EA | SHIELD-HEAT EXHAUST, - 32" X 9" - STEEL |
| 2 | 094918-03-000 | EA | CLAMP-EXHAUST PIPE, 2.5" |
| 3 | 096753-01-000 | EA | PIPE-EXHAUST, DOUBLE WALL - 24.8" |
| 4 | 096055-02-000 | EA | SUPPORT-EXHAUST PIPE, 1" X 15.8" |
| 5 | 096087-02-000 | EA | BRACKET-STRAP, EXHAUST PIPE - 5.6" X 13" - W/WUTS |
| 6 | 095190-01-000 | EA | HANGER-EXHAUST, 4" X 1.4" |
| 7 | 099312-01-000 | EA | SHIELD-EXHAUST, 9" X 30.6" - STEEL |
| 8 | 099345-01-000 | EA | PIPE-EXHAUST, REAR - 42" LONG - FORD |
| 9 | 099430-01-000 | EA | SHIELD-EXHAUST, REAR - 14" X 19.1" - FROM EDGE TO BEND |
| 10 | 098795-02-000 | EA | SHIELD-EXHAUST, 15.67" X 35.39" |
| 11 | 099344-01-000 | EA | PIPE-EXHAUST, FRONT - 40.7" LONG |
| 12 | 098795-03-000 | EA | SHIELD-EXHAUST, GALVANIZED STEEL |
| 13 | 098796-04-000 | EA | SHIELD-EXHAUST, CONVERTER - 28.3" X 19.9" |
| | 007125-06-000 | EA | CLAMP-MUFFLER, 2 25" DIAMETER |
| | 098443-03-000 | EA | SUPPORT-SHIELD, EXHAUST - 1.5" X 29 2" - STEEL |

1991 ITASCA
TABLE OF CONTENTS

| | | |
|--------------------|--------|------|
| INTRODUCTION | A-01 - | A-02 |
| ABBREVIATIONS | | A-03 |
| ALPHABETICAL INDEX | A-04 - | A-06 |
| ICN36RQ | A-07 - | F-22 |
| IFN36RA | F-23 - | L-04 |

1991 IFN36RA INDEX

| | | |
|------------------------|--------|------|
| FLOOR FLAN | F-23 - | F-24 |
| ACCESSORIES | G-01 - | G-14 |
| BATH | G-15 - | G-20 |
| BEDROOM | G-21 - | G-22 |
| CHASSIS | G-23 - | H-07 |
| CURTAIN, CUSHION & PAD | H-08 - | H-17 |
| DINETTE | H-18 - | H-20 |
| DRIVERS | H-21 - | I-02 |
| ELECTRICAL | I-03 - | I-09 |
| EXTERIOR BODY | I-10 - | I-16 |
| GALLEY | I-17 - | I-24 |
| HEATING & A/C | J-01 - | J-04 |
| INTERIOR FINISH | J-05 - | J-08 |
| LABEL | J-09 - | J-16 |
| LP | | J-17 |
| LOUNGE | J-18 - | J-19 |
| SEALANTS & FASTENERS | J-20 - | J-22 |
| WATER & SEWAGE | J-23 - | K-04 |
| WINDOW, VENT AND | | |
| EXTERIOR DOOR | K-05 - | L-04 |

CHASSIS GROUP (CONTINUED)
FUEL FILL COMPONENTS

| KEY | PART NUMBER | U/M | DESCRIPTION |
|-----|---------------|-----|---|
| | 080081-01-000 | EA | STRAP-MOUNTING, FUEL LINE - 2' X 32' |
| | 093810-03-000 | EA | SHROUD-FUEL FILL, LOWER |
| | 072447-04-000 | EA | SHROUD-FUEL FILL, UPPER |
| | 066732-01-000 | FT | HOSE-FUEL, .62" ID |
| | 083578-01-000 | EA | BOOT-FUEL FILL |
| | 084235-01-000 | EA | SUPPORT-FLANGE, FUEL FILL BOOT |
| | 086254-01-000 | EA | RETAINER-SENDER, FUEL |
| | 086255-01-000 | EA | GASKET-SENDER, FUEL |
| | 086486-02-000 | EA | STRAP-FUEL TANK, STEEL |
| | 095676-01-000 | EA | NECK-FUEL FILL, W/CHECK VALVE - L-SHAPED - 18.2" LONG |
| | 079660-01-000 | EA | GROMMET-SEAL, VALVE - FUEL - FORD# E1FZ-9B076-B |
| | 007111-02-000 | EA | HOSE-FUEL, 2" ID X 3' |
| | 007053-01-000 | FT | HOSE-FUEL, 1/4" ID X 1/2" OD |

DRIVESHAFT

| KEY | PART NUMBER | U/M | DESCRIPTION |
|-----|---------------|-----|----------------------|
| | 075302-08-000 | EA | DRIVESHAFT-YOKE/YOKE |

STEERING COLUMN SUPPORT & COWL PANELS

| KEY | PART NUMBER | U/M | DESCRIPTION |
|-----|---------------|-----|-------------------------------|
| | 096770-02-000 | EA | SUPPORT-STEERING COLUMN |
| | 093009-01-000 | EA | PANEL-COWL, DRIVER - STEEL |
| | 093137-02-000 | EA | PANEL-COWL, PASSENGER - STEEL |

BATTERY

| KEY | PART NUMBER | U/M | DESCRIPTION |
|-----|---------------|-----|--|
| | 087475-02-000 | EA | BRACKET-BATTERY, TIE DOWN - 13.5" X 1.3" |
| | 051387-06-000 | EA | BOLT-CARRIAGE, W/O HOLE - 5/16-18 X 9.5 ZN |
| | 090604-04-000 | EA | TRAY-BATTERY-AUTOMOTIVE |
| | 074994-01-000 | EA | GUIDE-TRACK BATTERY TRAY |
| | 093895-01-000 | EA | TRAY-BATTERY, W/GUIDE & LATCH STRIKE-COACH |
| | 086233-01-000 | EA | STUD-ISOLATED, 3/8" X 7/8" LONG |
| | 051697-01-000 | EA | BRACKET-BATTERY, TIEDOWN-9.12" X 1" |

ENTRY STEP BOX

| KEY | PART NUMBER | U/M | DESCRIPTION |
|-----|---------------|-----|--|
| | 088412-04-000 | EA | TRIM-STEPBOX, ENTRY DOOR - BEIGE |
| | 092893-02-01A | EA | LINER-STEP BOX, ENTRANCE DOOR - 5" - BLACK |
| | M92055-01-000 | EA | ACCESS PNL.-STEP BOX W/HINGE |
| | 088254-01-000 | EA | CATCH-MAGNETIC, 1 8" X .7" |
| | 009063-01-000 | EA | HINGE-CONTINUOUS, 1 1/2" X 72" |
| | 100273-01-000 | EA | PULL-CABINET, BRASS |

CHASSIS GROUP (CONTINUED)
COMPARTMENT COMPONENTS

| KEY | PART NUMBER | U/M | DESCRIPTION |
|-----|---------------|-----|--|
| | 092644-02-Y12 | EA | PROP ROD-COMPARTMENT DOOR, W/SPRING & BRACKET |
| | 092469-01-000 | EA | SPRING-#020-050 COMP |
| | 092639-01-000 | EA | BRACKET-DOOR PROP |
| | 039984-01-000 | EA | CAP-ROUND, .28" ID X .62" - BLACK VINYL |
| | 093061-01-02A | EA | STRIKER-DOOR, LUGGAGE, BLACK |
| | 081113-01-000 | EA | BUSHING-FLANGE, PLASTIC - WHITE |
| | 089329-01-000 | EA | CLIP-SPRING, 3/8" |
| | 008386-01-000 | EA | GROMMET-SNAP, 3/8" |
| | 094376-C2-000 | EA | ROD-PROP, GENERATOR DOOR |
| | 094387-02-000 | EA | STRIKER-DOOR, GENERATOR |
| | 100157-01-000 | FT | SEAL - ACCESS DOOR |
| | 090340-01-000 | FT | SEAL-FOAM,CLOSED CELL - 1/4X1/2ASOFT |
| | 076322-03-000 | FT | TAPE-FOAM,DBL COATED.045X.50 |
| | 093305-01-01A | FT | TRIM-EDGE, C-TYPE - WIRE CARRIER - .35" X .24" - VINYL |
| | 099008-01-02A | EA | HATCH-COMPARTMENT, SEWER HOSE |
| | | | FROM: 00-00-00 THRU: 10-21-90 |
| | 102690-01-000 | EA | HATCH-COMPARTMENT, SEWER HOSE |
| | | | FROM: 10-22-90 THRU: 99-99-99 |
| | 074470-01-000 | EA | PULL-HATCH RELEASE, RIGHT |
| | 074470-02-000 | EA | PULL-HATCH RELEASE, LEFT |
| | 091255-02-000 | FT | SEAL-ADHESIVE BACKED FOAM, 1.5" X .18" |
| | 094376-01-000 | EA | ROD-PROP, HOLDING TANK DOOR |
| | 100128-01-000 | FT | SEAL-PILE, ADHESIVE BACK - GRAY |

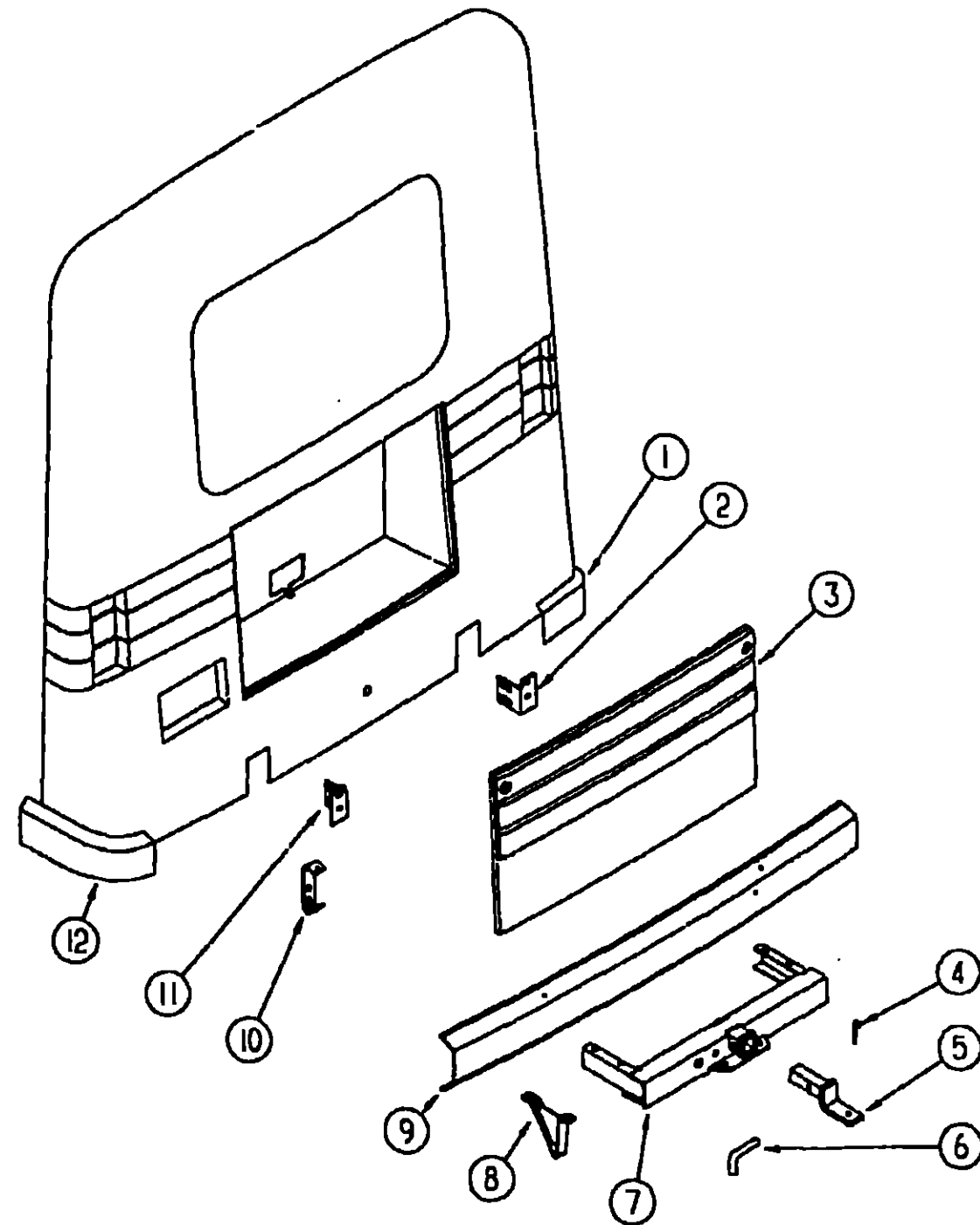
1991 ITASCA
TABLE OF CONTENTS

| | | |
|--------------------|------|------|
| INTRODUCTION | A-01 | A-02 |
| ABBREVIATIONS | | A-03 |
| ALPHABETICAL INDEX | A-04 | A-06 |
| ICN36RQ | A-07 | F-22 |
| IFN36RA | F-23 | L-04 |

1991 IFN36RA INDEX

| | | |
|------------------------|------|------|
| FLOOR PLAN | F-23 | F-24 |
| ACCESSORIES | G-01 | G-15 |
| BATH | G-15 | G-20 |
| BEDROOM | G-21 | G-22 |
| CHASSIS | G-23 | H-07 |
| CURTAIN, CUSHION & PAD | H-09 | H-17 |
| DINETTE | H-18 | H-20 |
| DRIVERS | H-21 | I-02 |
| ELECTRICAL | I-03 | I-09 |
| EXTERIOR BODY | I-10 | I-16 |
| GALLEY | I-17 | I-24 |
| HEATING & A/C | J-01 | J-04 |
| INTERIOR FINISH | J-05 | J-08 |
| LABEL | J-09 | J-16 |
| LP | | J-17 |
| LOUNGE | J-18 | J-19 |
| SEALANTS & FASTENERS | J-20 | J-22 |
| WATER & SEWAGE | J-23 | K-04 |
| WINDOW, VENT AND | | |
| EXTERIOR DOOR | K-05 | L-04 |

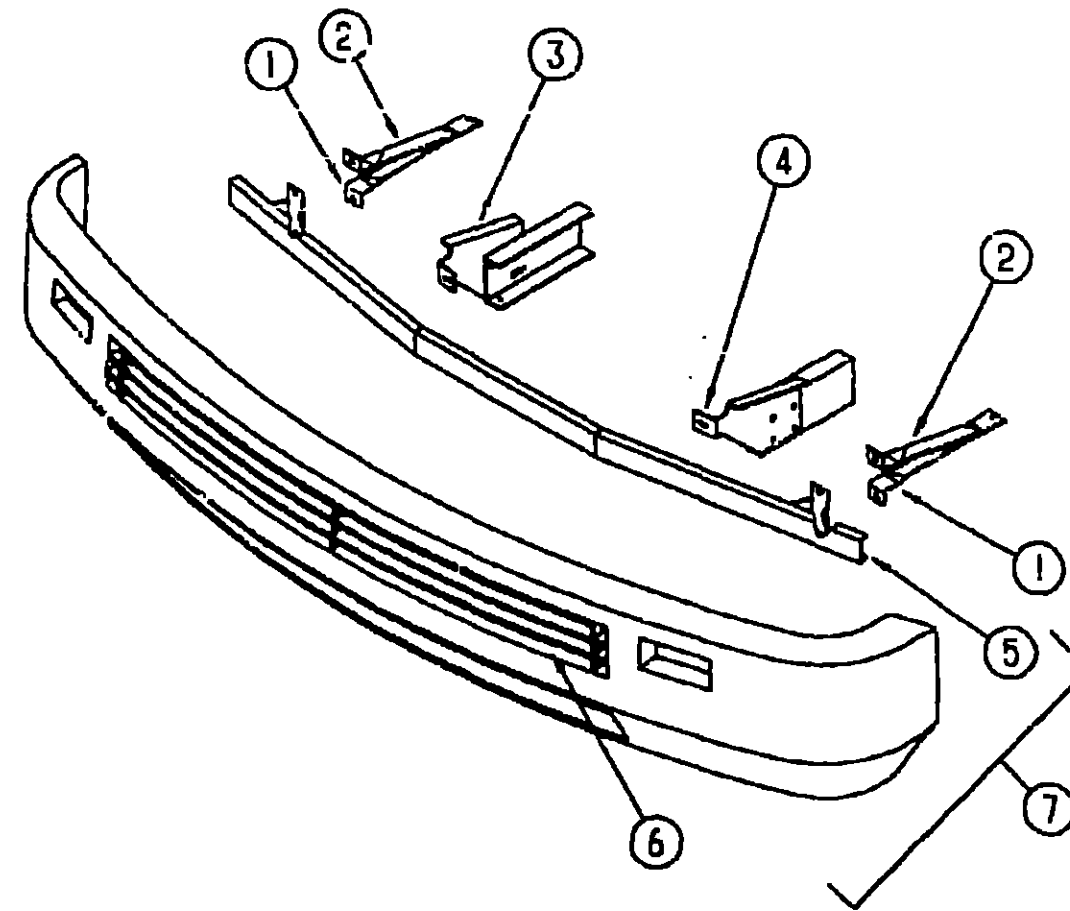
CHASSIS GROUP (CONTINUED)



REAR BUMPER, TRAILER HITCH & COMPARTMENT

| KEY | PART NUMBER | U/M | DESCRIPTION |
|-----|---------------|-----|--|
| 1 | 092251-01-01A | EA | END CAP-REAR BUMPER |
| 2 | 076558-01-000 | EA | ANGLE SUPPORT-REAR BUMPER |
| 3 | 097198-01-AE6 | EA | DOOR PANEL-REAR |
| 4 | 034513-01-000 | EA | PIN-HITCH, 3/16" WIRE |
| 5 | 077613-01-000 | EA | DRAWBAR-HITCH, TRAILER TOWING |
| 6 | 034512-01-000 | EA | PIN-LOCKING, DRAWBAR |
| 7 | 077617-04-000 | EA | HITCH W/O DRAWBAR |
| 8 | 093048-01-000 | EA | PLATE-SKID, REAR BUMPER |
| 9 | 077851-09-000 | EA | BUMPER-REAR, OFF WHITE |
| 9 | 077851-06-000 | EA | BUMPER-REAR, UNFINISHED |
| | 005200-01-000 | EA | BOLT-BUMPER, STAINLESS STEEL |
| | 093275-01-000 | EA | BRACE-BUMPER LOWER, 2" X 16 3/4" - BLACK |
| 10 | 077855-01-000 | EA | BRACKET-REAR BUMPER |
| 11 | 076558-02-000 | EA | SUPPORT-ANGLE, REAR BUMPER |
| 12 | 092251-02-01A | EA | CAP-END, REAR BUMPER |

CHASSIS GROUP (CONTINUED)



FRONT BUMPER & HARDWARE

| KEY | PART NUMBER | U/M | DESCRIPTION |
|-----|---------------|-----|--|
| 1 | 093275-01-000 | EA | BRACE-BUMPER, LOWER - 2" X 16 3/4" - BLACK |
| 2 | 093034-01-000 | EA | BRACE-BUMPER, UPPER - 2" X 16 3/4" - BLACK |
| 3 | 093749-01-000 | EA | SUPPORT-BUMPER, EXTENSION - RIGHT |
| 4 | 093749-02-000 | EA | SUPPORT-BUMPER, EXTENSION - LEFT |
| 5 | 093000-01-000 | EA | CHANNEL ASM.-STEEL BUMPER |
| 6 | 093005-01-Y33 | EA | GRILLE-2 BAR |
| 7 | M93846-01-Y35 | EA | PANEL-BUMPER, W/GRILLE & LIGHTS |
| | 093385-01-000 | EA | BRACKET-LICENSE PLATE - FRONT BUMPER |

PLASTIC WHEELWELL & WHEELWELL BRIDGE

| KEY | PART NUMBER | U/M | DESCRIPTION |
|-----|---------------|-----|-------------------------------|
| | 095071-02-000 | EA | WHEELWELL-PLASTIC - DUAL AXLE |
| | 096385-02-000 | EA | WHEELWELL-PLASTIC - TAG AXLE |
| | M04019-01-000 | EA | WHEELWELL-BRIDGE, E-COATED |

**1991 ITASCÁ
TABLE OF CONTENTS**

| | | |
|--------------------|--------|------|
| INTRODUCTION | A-01 - | A-02 |
| ABBREVIATIONS | | A-03 |
| ALPHABETICAL INDEX | A-04 - | A-05 |
| ICN36RO | A-07 - | F-22 |
| IFN36RA | F-23 - | L-04 |

1991 IFN36RA INDEX

| | | |
|-----------------------------------|--------|------|
| FLOOR PLAN | F-23 - | F-24 |
| ACCESSORIES | G-01 - | G-14 |
| BATH | G-15 - | G-20 |
| BEDROOM | G-21 - | G-22 |
| CHASSIS | G-23 - | H-07 |
| CURTAIN, CUSHION & PAD | H-08 - | H-17 |
| DINETTE | H-18 - | H-20 |
| DRIVERS | H-21 - | I-02 |
| ELECTRICAL | I-03 - | I-09 |
| EXTERIOR BODY | I-10 - | I-16 |
| GALLEY | I-17 - | I-24 |
| HEATING & A/C | J-01 - | J-04 |
| INTERIOR FINISH | J-05 - | J-08 |
| LABEL | J-09 - | J-16 |
| LP | | J-17 |
| LOUNGE | J-18 - | J-19 |
| SEALANTS & FASTENERS | J-20 - | J-22 |
| WATER & SEWAGE | J-23 - | K-04 |
| WINDOW, VENT AND EXTERIOR DOOR | K-05 - | L-04 |

CHASSIS GROUP (CONTINUED)
MISCELLANEOUS COMPONENTS

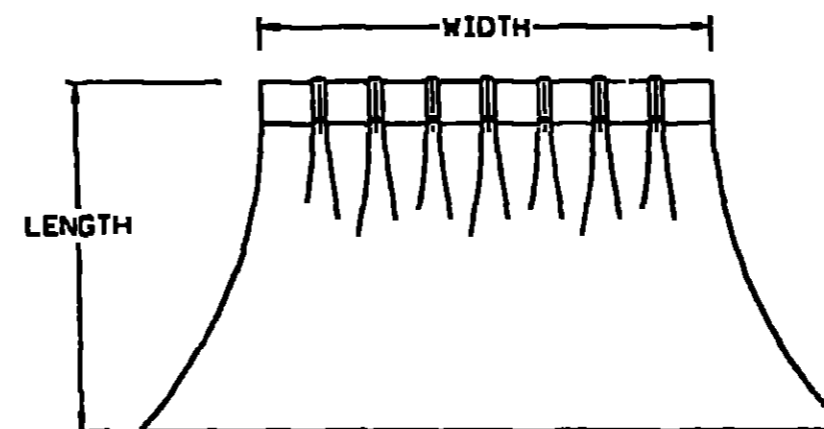
CURTAIN, CUSHION & PAD GROUP
NOTICE

1991 ITASCA
TABLE OF CONTENTS

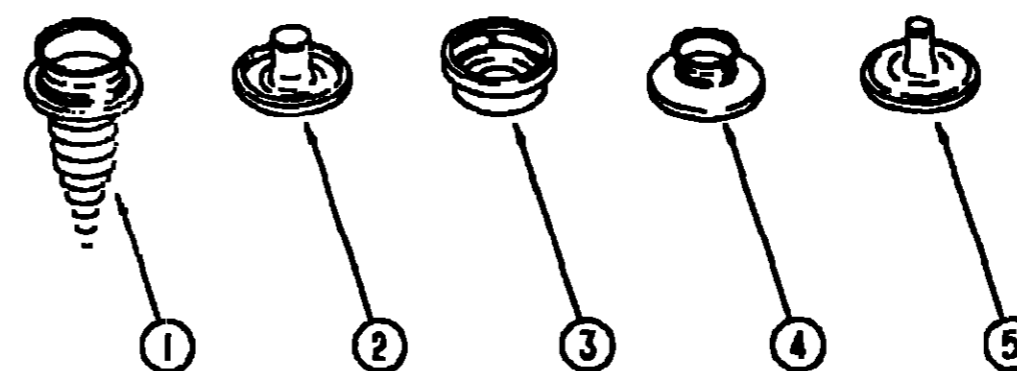
| | | |
|--------------------|------|------|
| INTRODUCTION | A-01 | A-02 |
| ABBREVIATIONS | | A-03 |
| ALPHABETICAL INDEX | A-04 | A-05 |
| ICN36RQ | A-07 | F-22 |
| IFN36RA | F-23 | L-04 |

IN ORDER TO ASSIST OUR PARTS SALES DEPT. IN PROVIDING INTERIOR SOFTWARE ITEMS, PLEASE INCLUDE THE SERIAL NUMBER AND THE COLOR CODE NUMBER FROM THE VEHICLE CERTIFICATION LABEL WHEN ORDERING. THIS LABEL IS LOCATED ON THE LEFT SIDEWALL AT THE END OF THE DASH (A-BODY), OR ON THE DRIVER'S DOOR LATCH PLATE (C-BODY).

AN EXAMPLE OF A COLOR CODE NUMBER IS B07, WHICH DESIGNATES AN OVERALL COLOR SCHEME OF A PARTICULAR UNIT. THE COLOR LISTED AFTER THE ITEM DESCRIPTION ON THE MICROFICHE, INDICATES THE OVERALL UNIT COLOR. ORDER THE ITEM YOU DESIRE ACCORDING TO UNIT COLOR CODE.



NOTE: USE THIS ILLUSTRATION WHEN DETERMINING LENGTH AND WIDTH MEASUREMENTS FOR CURTAINS. YOU WILL NOTE THE WIDTH MEASUREMENT IS TAKEN ON THE TOP OF THE CURTAIN WITH THE CURTAIN FULLY EXTENDED. THE LENGTH MEASUREMENT IS TAKEN FROM TOP TO BOTTOM.



SNAP FASTENERS

| KEY | PART NUMBER | U/M | DESCRIPTION |
|-----|---------------|-----|-----------------------------------|
| 1 | 029130-01-000 | EA | SCREW-SNAP SOCKET, 8 PH X 5/8" |
| 2 | 029155-01-000 | EA | CAP-SNAP, .156" DIA X .17" BARREL |
| 3 | 029156-01-000 | EA | SOCKET-SNAP FASTENER |
| 4 | 025092-01-000 | EA | STUD-NICKEL FINISH |
| 5 | 029033-01-000 | EA | EYELET-NICKEL FINISH |

1991 IFN36RA INDEX

| | | |
|--------------------------------|------|------|
| FLOOR PLAN | F-23 | F-24 |
| ACCESSORIES | G-01 | G-14 |
| BATH | G-15 | G-20 |
| BEDROOM | G-21 | G-22 |
| CHASSIS | G-23 | H-07 |
| CURTAIN, CUSHION & PAD | H-08 | H-17 |
| DINETTE | H-18 | H-20 |
| DRIVERS | H-21 | I-02 |
| ELECTRICAL | I-03 | I-09 |
| EXTERIOR BODY | I-10 | I-16 |
| GALLEY | I-17 | I-24 |
| HEATING & A/C | J-01 | J-04 |
| INTERIOR FINISH | J-05 | J-06 |
| LABEL | J-09 | J-16 |
| LP | | J-17 |
| LOUNGE | J-18 | J-19 |
| SEALANTS & FASTENERS | J-20 | J-22 |
| WATER & SEWAGE | J-23 | K-04 |
| WINDOW, VENT AND EXTERIOR DOOR | K-05 | L-04 |

CURTAIN, CUSHION & PAD GROUP (CONTINUED)
FABRICS AND TRIMS

| KEY | PART NUMBER | U/M | DESCRIPTION |
|-----|---------------|-----|---|
| | 096008-52-000 | YD | FABRIC-UPHOLSTERY, PLAIN - 54" - B29 - RANCH MINK |
| | 096008-31-000 | YD | FABRIC-UPHOLSTERY, PLAIN - 54" - B30 - SILVER FOX |
| | 096008-61-000 | YD | FABRIC-UPHOLSTERY, PLAIN - 54" - B31 - HEATHER SUEDE |
| | 096008-57-000 | YU | FABRIC-UPHOLSTERY, PATTERN - 54" - B29 - RANCH MINK |
| | 096008-56-000 | YD | FABRIC-UPHOLSTERY, PATTERN - 54" - B30 - SILVER FOX |
| | 096008-55-000 | YD | FABRIC-UPHOLSTERY, PATTERN - 54" - B31 - HEATHER SUEDE |
| | 096008-60-000 | YD | FABRIC-UPHOLSTERY, DOTTED - 54" - B29 - RANCH MINK |
| | 096008-59-000 | YD | FABRIC-UPHOLSTERY, DOTTED - 54" - B30 - SILVER FOX |
| | 096008-58-000 | YD | FABRIC-UPHOLSTERY, DOTTED - 54" - B31 - HEATHER SUEDE |
| | 079349-01-B29 | YD | WELTING-FABRIC, B29 - RANCH MINK |
| | 079349-01-AD2 | YD | WELTING-FABRIC, B30 - SILVER FOX |
| | 079349-01-B31 | YD | WELTING-FABRIC, B31 - HEATHER SUEDE |
| | 072333-77-000 | YD | FABRIC-CURTAIN, 54" WIDE - B29 - RANCH MINK |
| | 072333-76-000 | YD | FABRIC-CURTAIN, 54" WIDE - B30/B31 - SILVER FOX/HEATHER SUEDE |
| | 087272-01-000 | YD | FABRIC-LINING, CURTAIN - 48" WIDE - IVORY |
| | 089351-03-000 | YD | VINYL-HEADLINER, DIAMOND DESIGN - 54" WIDE |
| | 081926-01-000 | YD | BACKING-QUILTING, MATTRESS COVER - 59" WIDE - WHITE |
| | 088273-53-000 | YD | FABRIC-BEDSPREAD, 54" - B29 - RANCH MINK |
| | 088273-55-000 | YD | FABRIC-BEDSPREAD, 54" - B30 - SILVER FOX |
| | 088273-54-000 | YD | FABRIC-BEDSPREAD, 54" - B31 - HEATHER SUEDE |
| | 079680-07-000 | YD | FABRIC-VINYL, 54" WIDE - BEIGE |
| | 079680-09-000 | YD | FABRIC-VINYL, 54" WIDE - OFF WHITE |
| | 088792-01-000 | YD | VELCRO-5/8" HOOK, NON-ADHESIVE |
| | 088792-02-000 | YD | VELCRO-3/4" LOOP, ADHESIVE |

FLOOR COVERINGS & COMPONENTS

| KEY | PART NUMBER | U/M | DESCRIPTION |
|-----|---------------|-----|--|
| | 096060-15-000 | SY | CARPET - (B29) |
| | 096060-18-000 | SY | CARPET - (B30) |
| | 096060-20-000 | SY | CARPET - (B31) |
| | 093486-01-000 | SY | CARPET-COMPARTMENT, 54" WIDE - DARK GRAY |
| | 075233-01-000 | SY | PAD-CARPET, 36" X 6" |
| | 076314-02-000 | FT | TAPE-CARPET SEAM, HEAT-BOND |
| | 100659-10-B29 | EA | TRIM-CARPET, 78.7" - WOOD |
| | 093873-01-02A | EA | TRIM-J, CARPET - 12' LONG - VINYL |

SEATBELT

| KEY | PART NUMBER | U/M | DESCRIPTION |
|-----|---------------|-----|---------------------------------------|
| | 007021-01-000 | EA | BELT-SEAT, 2" X 90" - BLACK |
| | 057759-01-000 | EA | WASHER BRACKET-SEAT BELT, 4" DIAMETER |
| | 000D39-06-00B | EA | NUT-HEX, SER FLG LK - 3/8-16 ZN |

BUTTONS

| KEY | PART NUMBER | U/M | DESCRIPTION |
|-----|---------------|-----|--|
| | 070578-01-B29 | EA | BUTTON-SNAP TOP, #30 |
| | 070578-01-AF3 | EA | BUTTON-SNAP TOP, #30 - (B30) |
| | 070578-01-B31 | EA | BUTTON-SNAP TOP, #30 |
| | 070578-11-Y15 | EA | BUTTON-SNAP TOP, #30 - HEADLINER VINYL |

CURTAIN, CUSHION & PAD GROUP (CONTINUED)
CURTAIN TRACKS & HARDWARE

| KEY | PART NUMBER | U/M | DESCRIPTION |
|-----|---------------|-----|--|
| | 097919-04-01A | EA | TRACK-CURTAIN, WRAPAROUND - DRIVER - OFF WHITE |
| | 097919-03-01A | EA | TRACK-CURTAIN, WRAPAROUND - PASSENGER - OFF WHITE |
| | 097625-01-000 | EA | HOOK-DRAPERY |
| | 048304-02-000 | YD | VELCRO TAPE-HOOK, ADHESIVE BACK - 75" WIDE - BEIGE |
| | 029092-01-000 | EA | STUD-NICKEL FINISH - #031 |
| | 029093-01-000 | EA | EYELET-NICKEL FINISH - #041 |
| | 029130-01-000 | EA | SCREW-SNAP SOCKET, 8 PH X 5/8" |
| | 029155-01-000 | EA | CAP-SNAP, NICKEL |
| | 029156-01-000 | EA | SOCKET-SNAP FASTENER, NICKEL |
| | 086276-01-000 | EA | TAPE-DOUBLE SIDED, 1/2" |
| | 087253-01-000 | EA | PULL-ROLLER SHADE, CLEAR PLASTIC |
| | 084432-06-000 | FT | SLAT-ROLLER SHADE, PLASTIC |
| | 096843-01-000 | EA | SPRING-REWIND, ROLLER SHADE |
| | 084434-01-000 | EA | BRACKET-MOUNTING, ROLLER SHADE - 1 3/8" |
| | 089916-01-000 | EA | MOUNT-WINDOW LEG, BLACK |
| | 094896-02-000 | EA | GROMMET-CORD, PLEATED BLIND - GRAY NYLON |
| | 094907-02-000 | EA | END CAP-TOP, PLEATED BLIND - GRAY PLASTIC |
| | 097591-01-000 | EA | SPRING-EXTENSION, PLEATED BLIND |
| | 097592-01-000 | EA | BOBBIN-CORD, ELEVATED BLIND HOLDUP - CLEAR PLASTIC |
| | 097593-02-000 | FT | CORD-PLEATED BLIND - (B29/B31) |
| | 097593-06-000 | FT | CORD-PLEATED BLIND - (B30) |
| | 083170-01-000 | EA | BRACKET-BLIND, RIGHT |
| | 083170-02-000 | EA | BRACKET-BLIND, LEFT |
| | 097565-01-000 | EA | BRACKET-MOUNTING BLIND |
| | 093475-01-700 | EA | WAND-BLIND, W/METAL CLIP - 8" LONG |
| | 093475-01-701 | EA | END CAP-BLIND, W/STUD |
| | 095591-02-000 | EA | BRACKET-BLIND, HOLD DOWN - W/PIN |
| | 046867-01-000 | EA | GROMMET-BRASS, 7/16" ID X 1" OD |
| | 059797-02-000 | EA | SHELL-BUTTON, PLASTIC - #30 |
| | 069734-01-000 | EA | BACK-BUTTON, DURASNAP - #30 |
| | 078155-01-000 | EA | STRAP-BACK CUSHION, SNAP |
| | 102555-01-000 | EA | CLEAT-BLIND CORD |
| | 101077-02-B13 | EA | TRIM-LEG, 1 5" FACE X 3 1 5" - OAK |
| | 075943-01-000 | EA | BRACE-VALANCE, BEIGE |

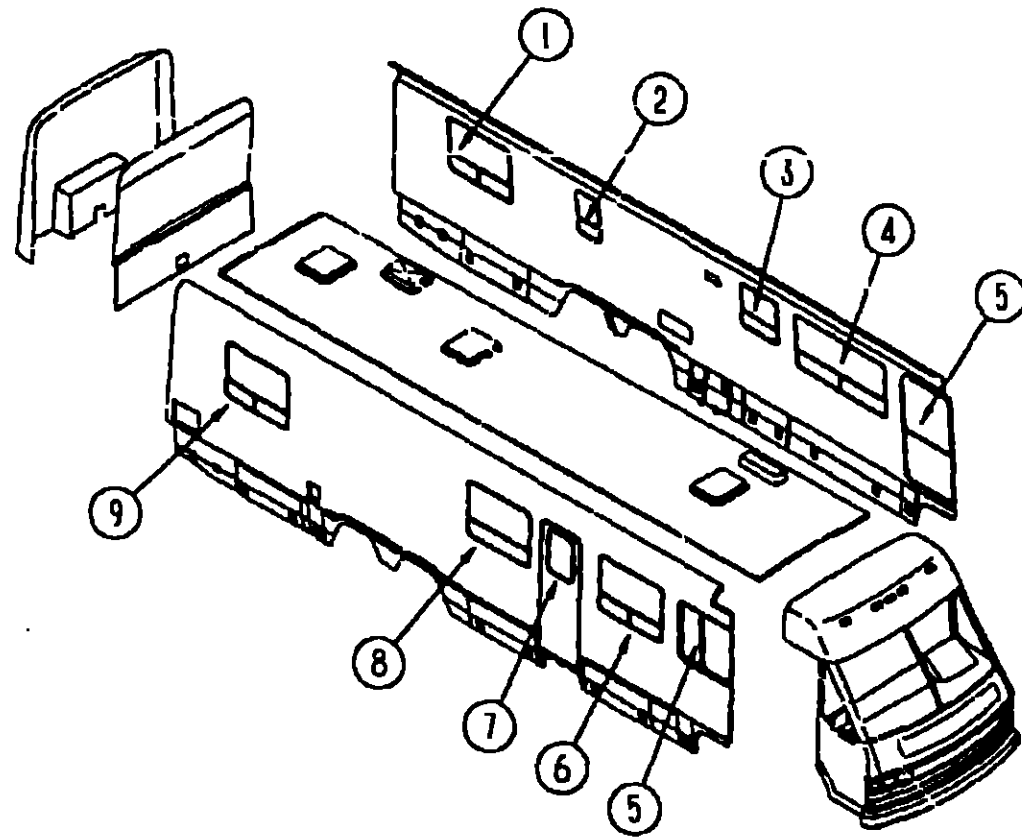
**1991 ITASCA
TABLE OF CONTENTS**

| | | |
|--------------------|------|------|
| INTRODUCTION | A-01 | A-02 |
| ABBREVIATIONS | | A-03 |
| ALPHABETICAL INDEX | A-04 | A-06 |
| ICN36RQ | A-07 | F-22 |
| IFN36RA | F-23 | L-04 |

1991 IFN36RA INDEX

| | | |
|-----------------------------------|------|------|
| FLOOR PLAN | F-23 | F-24 |
| ACCESSORIES | G-01 | G-14 |
| BATH | G-15 | G-20 |
| BEDROOM | G-21 | G-22 |
| CHASSIS | G-23 | H-07 |
| CURTAIN, CUSHION & PAD | H-08 | H-17 |
| DINETTE | H-18 | H-20 |
| DRIVERS | H-21 | I-02 |
| ELECTRICAL | I-03 | I-09 |
| EXTERIOR BODY | I-10 | I-16 |
| GALLEY | I-17 | I-24 |
| HEATING & A/C | J-01 | J-04 |
| INTERIOR FINISH | J-05 | J-08 |
| LABEL | J-09 | J-16 |
| LP | | J-17 |
| LOUNGE | J-18 | J-19 |
| SEALANTS & FASTENERS | J-20 | J-22 |
| WATER & SEWAGE | J-23 | K-04 |
| WINDOW, VENT AND EXTERIOR DOOR | K-05 | L-04 |

CURTAIN, CUSHION & PAD GROUP (CONTINUED)
WINDOW TREATMENT



| KEY | PART NUMBER | U/M | DESCRIPTION |
|-----|---------------|-----|--|
| 1 | 101189-01-B29 | EA | VALANCE-WINDOW, 46" - (B29) |
| 1 | 101189-01-B30 | EA | VALANCE-WINDOW, 46" - (B30) |
| 1 | 101189-01-B31 | EA | VALANCE-WINDOW, 46" - (B31) |
| 1 | 100281-17-B29 | EA | LEG-WINDOW, RIGHT - (B29) |
| 1 | 100281-17-B30 | EA | LEG-WINDOW, RIGHT - (B30) |
| 1 | 100281-17-B31 | EA | LEG-WINDOW, RIGHT - (B31) |
| 1 | 100281-18-B29 | EA | LEG-WINDOW, LEFT - (B29) |
| 1 | 100281-18-B30 | EA | LEG-WINDOW, LEFT - (B30) |
| 1 | 100281-18-B31 | EA | LEG-WINDOW, LEFT - (B31) |
| 1 | 096335-44-B32 | EA | BLIND-PLEATED, 39.5" X 33" DROP - (B29/B31) |
| 1 | 096335-44-B33 | EA | BLIND-PLEATED, 39.5" X 33" DROP - (B30) |
| 2 | 101079-06-B35 | EA | LEG-WINDOW, RIGHT - (B29) |
| 2 | 101079-06-B36 | EA | LEG-WINDOW, RIGHT - (B30) |
| 2 | 101079-06-B37 | EA | LEG-WINDOW, RIGHT - (B31) |
| 2 | 101079-07-B35 | EA | LEG-WINDOW, LEFT - (B29) |
| 2 | 101079-07-B36 | EA | LEG-WINDOW, LEFT - (B30) |
| 2 | 101079-07-B37 | EA | LEG-WINDOW, LEFT - (B31) |
| 2 | 093475-69-01A | EA | BLIND-MINI, 22" X 29" DROP - (B29/B30/B31) |
| 3 | 093475-02-08A | EA | BLIND-MINI, 27" X 22.5" DROP - (B29/B30/B31) |
| 4 | 101079-02-B29 | EA | LEG-WINDOW, RIGHT - (B29) |
| 4 | 101079-02-B30 | EA | LEG-WINDOW, RIGHT - (B30) |
| 4 | 101079-02-B31 | EA | LEG-WINDOW, RIGHT - (B31) |
| 4 | 101079-04-B29 | EA | LEG-WINDOW, LEFT - (B29) |
| 4 | 101079-04-B30 | EA | LEG-WINDOW, LEFT - (B30) |
| 4 | 101079-04-B31 | EA | LEG-WINDOW, LEFT - (B31) |
| 4 | 093475-63-01A | EA | BLIND-MINI, 57.5" X 31.5" - (B29/B30/B31) |

| KEY | PART NUMBER | U/M | DESCRIPTION |
|-----|---------------|-----|---|
| 5 | 097994-03-B07 | EA | CURTAIN-HOOK TOP, 34" X 75" - (B29) |
| 5 | 097994-03-B09 | EA | CURTAIN-HOOK TOP, 34" X 75" - (B30/B31) |
| 6 | 101079-02-B29 | EA | LEG-WINDOW, RIGHT - (B29) |
| 6 | 101079-02-B30 | EA | LEG-WINDOW, RIGHT - (B30) |
| 6 | 101079-02-B31 | EA | LEG-WINDOW, RIGHT - (B31) |
| 6 | 101079-04-B29 | EA | LEG-WINDOW, LEFT - (B29) |
| 6 | 101079-04-B30 | EA | LEG-WINDOW, LEFT - (B30) |
| 6 | 101079-04-B31 | EA | LEG-WINDOW, LEFT - (B31) |
| 6 | 093475-60-01A | EA | BLIND-MINI, 39.5" X 31.5" DROP (B29/B30/B31) FROM 00-00-00 THRU 07-10-90 |
| 6 | 093475-74-01A | EA | BLIND-MINI, 51" X 31.5" DROP (B29/B30/B31) FROM 07-11-90 THRU 99-99-99 |
| 7 | 084755-57-B07 | EA | SHADE-PULL, 27.25" - BEIGE |
| 8 | 101079-02-B29 | EA | LEG-WINDOW, RIGHT - (B29) |
| 8 | 101079-02-B30 | EA | LEG-WINDOW, RIGHT - (B30) |
| 8 | 101079-02-B31 | EA | LEG-WINDOW, RIGHT - (B31) |
| 8 | 101079-04-B29 | EA | LEG-WINDOW, LEFT - (B29) |
| 8 | 101079-04-B30 | EA | LEG-WINDOW, LEFT - (B30) |
| 8 | 101079-04-B31 | EA | LEG-WINDOW, LEFT - (B31) |
| 8 | 093475-60-01A | EA | BLIND-MINI, 38.5" X 31.5" DROP (B29/B30/B31) |
| 9 | 101189-01-B29 | EA | VALANCE-WINDOW, 46" - (B29) |
| 9 | 101189-01-B30 | EA | VALANCE-WINDOW, 46" - (B30) |
| 9 | 101189-01-B31 | EA | VALANCE-WINDOW, 46" - (B31) |
| 9 | 100281-19-B29 | EA | LEG-WINDOW, RIGHT - (B29) |
| 9 | 100281-19-B30 | EA | LEG-WINDOW, RIGHT - (B30) |
| 9 | 100281-19-B31 | EA | LEG-WINDOW, RIGHT - (B31) |
| 9 | 100281-20-B29 | EA | LEG-WINDOW, LEFT - (B29) |
| 9 | 100281-20-B30 | EA | LEG-WINDOW, LEFT - (B30) |
| 9 | 100281-20-B31 | EA | LEG-WINDOW, LEFT - (B31) |
| 9 | 096335-44-B32 | EA | BLIND-PLEATED, 39.5" X 33" DROP - (B29/B31) |
| 9 | 096335-44-B33 | EA | BLIND-PLEATED, 39.5" X 33" DROP - (B30) |
| 9 | 073260-42-B07 | EA | TIEBACK-CURTAIN, 6" X 18" - (B29) |
| 9 | 073260-42-B09 | EA | TIEBACK-CURTAIN, 6" X 18" - (B30/B31) |

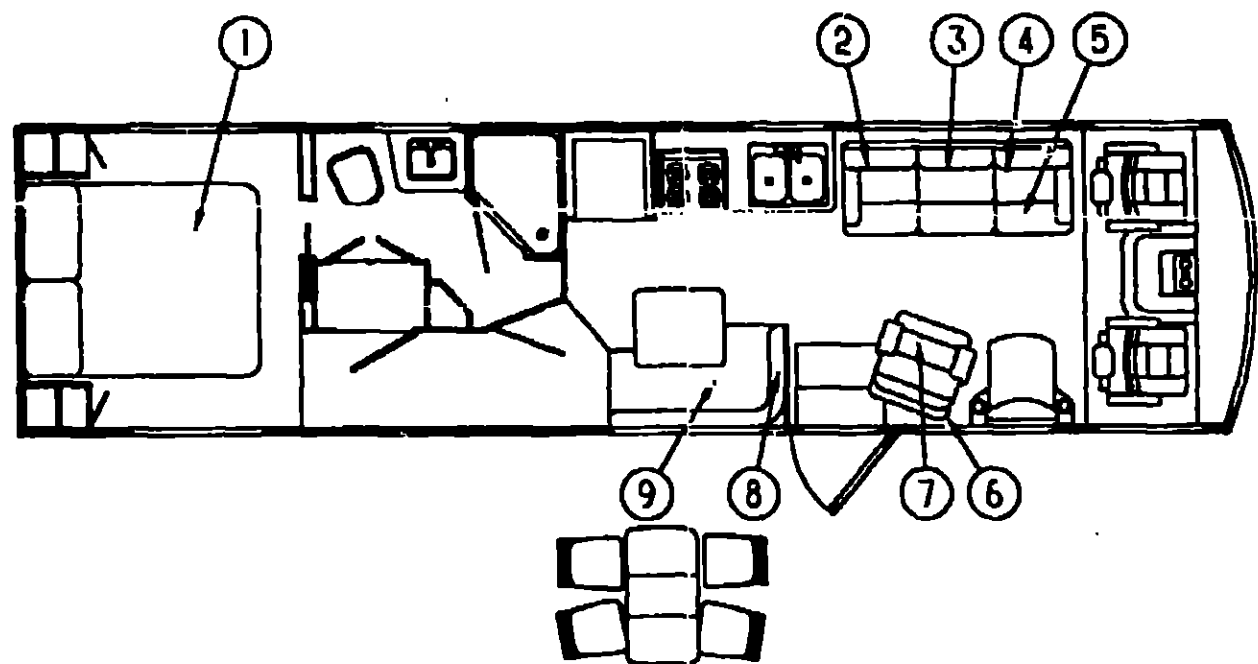
**1991 ITASCA
TABLE OF CONTENTS**

| | | |
|--------------------|------|------|
| INTRODUCTION | A-01 | A-02 |
| ABBREVIATIONS | | A-03 |
| ALPHABETICAL INDEX | A-04 | A-06 |
| ICN36RQ | A-07 | F-22 |
| IFN36RA | F-23 | L-04 |

1991 IFN36RA INDEX

| | | |
|-----------------------------------|------|------|
| FLOOR PLAN | F-23 | F-24 |
| ACCESSORIES | G-01 | G-14 |
| BATH | G-15 | G-20 |
| BEDROOM | G-21 | G-22 |
| CHASSIS | G-23 | H-07 |
| CURTAIN, CUSHION & PAD | H-08 | H-17 |
| DINETTE | H-18 | H-20 |
| DRIVERS | H-21 | I-02 |
| ELECTRICAL | I-03 | I-09 |
| EXTERIOR BODY | I-10 | I-16 |
| GALLEY | I-17 | I-24 |
| HEATING & A/C | J-01 | J-04 |
| INTERIOR FINISH | J-05 | J-09 |
| LABEL | J-09 | J-16 |
| LP | | J-17 |
| LOUNGE | J-18 | J-19 |
| SEALANTS & FASTENERS | J-20 | J-22 |
| WATER & SEWAGE | J-23 | K-04 |
| WINDOW, VENT AND EXTERIOR DOOR | K-05 | L-04 |

CURTAIN, CUSHION & PAD GROUP (CONTINUED)



MATTRESS, BEDSPREAD & PILLOW

| KEY | PART NUMBER | U/M | DESCRIPTION |
|-----|---------------|-----|---------------------------------|
| 1 | 098176-04-000 | EA | MATTRESS-INNERSPRING, 59" X 74" |
| 1 | 083986-04-B29 | EA | BEDSPREAD-FITTED, QUEEN - 60" |
| 1 | 083986-04-B30 | EA | BEDSPREAD-FITTED, QUEEN - 60" |
| 1 | 083986-04-B31 | EA | BEDSPREAD-FITTED, QUEEN - 60" |
| | 102161-01-B29 | EA | PILLOW ASM. - W/SHAM |
| | 102161-01-B30 | EA | PILLOW ASM. - W/SHAM |
| | 102161-01-B31 | EA | PILLOW ASM. - W/SHAM |
| | 081997-07-B35 | EA | SHAM ONLY - (B29) |
| | 081997-07-B36 | EA | SHAM ONLY - (B30) |
| | 081997-07-B37 | EA | SHAM ONLY - (B31) |

DRIVER SIDE COUCH

| KEY | PART NUMBER | U/M | DESCRIPTION |
|-----|---------------|-----|---------------------------|
| 2 | 101175-04-B29 | EA | CUSHION-BACK, W/ARMREST |
| 2 | 101175-04-B30 | EA | CUSHION-BACK, W/ARMREST |
| 2 | 101175-04-B31 | EA | CUSHION-BACK, W/ARMREST |
| 2 | P01175-04-B29 | EA | COVER-BACK CUSHION |
| 2 | P01175-04-B30 | EA | COVER-BACK CUSHION |
| 2 | P01175-04-B31 | EA | COVER-BACK CUSHION |
| 3 | 101175-06-B29 | EA | CUSHION-BACK, CENTER |
| 3 | 101175-06-B30 | EA | CUSHION-BACK, CENTER |
| 3 | 101175-06-B31 | EA | CUSHION-BACK, CENTER |
| 3 | P01175-06-B29 | EA | COVER-CENTER BACK CUSHION |
| 3 | P01175-06-B30 | EA | COVER-CENTER BACK CUSHION |
| 3 | P01175-06-B31 | EA | COVER-CENTER BACK CUSHION |

DRIVER SIDE COUCH CONT

| KEY | PART NUMBER | U/M | DESCRIPTION |
|-----|---------------|-----|---|
| 4 | 101175-05-B29 | EA | CUSHION-BACK, W/ARMREST |
| 4 | 101175-05-B30 | EA | CUSHION-BACK, W/ARMREST |
| 4 | 101175-05-B31 | EA | CUSHION-BACK, W/ARMREST |
| 4 | P01175-05-B29 | EA | COVER-BACK CUSHION |
| 4 | P01175-05-B30 | EA | COVER-BACK CUSHION |
| 4 | P01175-05-B31 | EA | COVER-BACK CUSHION |
| 5 | 089007-05-B29 | EA | CUSHION-COUCH SEAT, W/SKIRT - W/O BACK CUSHIONS |
| 5 | 089007-05-B30 | EA | CUSHION-COUCH SEAT, W/SKIRT - W/O BACK CUSHIONS |
| 5 | 089007-05-B31 | EA | CUSHION-COUCH SEAT, W/SKIRT - W/O BACK CUSHIONS |
| 5 | M89007-05-B29 | EA | COVER-CUSHION, COUCH SEAT |
| 5 | M89007-05-B30 | EA | COVER-CUSHION, COUCH SEAT |
| 5 | M89007-05-B31 | EA | COVER-CUSHION, COUCH SEAT |
| 5 | 079386-01-000 | EA | FRAME ASM.- COUCH |
| | 079386-02-000 | EA | HARDWARE KIT |

PASSENGER SIDE SWIVEL CHAIR

| KEY | PART NUMBER | U/M | DESCRIPTION |
|-----|---------------|-----|--|
| 6 | 101178-02-B29 | EA | CHAIR-SWIVEL, W/O SEAT CUSHION OR ARMREST PROTECTORS |
| 6 | 101178-02-B30 | EA | CHAIR-SWIVEL, W/O SEAT CUSHION OR ARMREST PROTECTORS |
| 6 | 101178-02-B31 | EA | CHAIR-SWIVEL, W/O SEAT CUSHION OR ARMREST PROTECTORS |
| 6 | P01178-02-B29 | EA | COVER-SWIVEL CHAIR |
| 6 | P01178-02-B30 | EA | COVER-SWIVEL CHAIR |
| 6 | P01178-02-B31 | EA | COVER-SWIVEL CHAIR |
| 7 | 102754-02-B29 | EA | CUSHION-SEAT, SWIVEL CHAIR |
| 7 | 102754-02-B30 | EA | CUSHION-SEAT, SWIVEL CHAIR |
| 7 | 102754-02-B31 | EA | CUSHION-SEAT, SWIVEL CHAIR |
| 7 | P02754-02-B29 | EA | COVER-SEAT CUSHION |
| 7 | P02754-02-B30 | EA | COVER-SEAT CUSHION |
| 7 | P02754-02-B31 | EA | COVER-SEAT CUSHION |

DINETTE CUSHIONS

| KEY | PART NUMBER | U/M | DESCRIPTION |
|-----|---------------|-----|------------------------|
| 8 | 098642-07-B29 | EA | CUSHION-BACKREST |
| 8 | 098642-07-B30 | EA | CUSHION-BACKREST |
| 8 | 098642-07-B31 | EA | CUSHION-BACKREST |
| 8 | M98642-07-B29 | EA | COVER-BACKREST CUSHION |
| 8 | M98642-07-B30 | EA | COVER-BACKREST CUSHION |
| 8 | M98642-07-B31 | EA | COVER-BACKREST CUSHION |
| 9 | 098642-08-B29 | EA | CUSHION-SEAT |
| 9 | 098642-08-B30 | EA | CUSHION-SEAT |
| 9 | 098642-08-B31 | EA | CUSHION-SEAT |
| 9 | M98642-08-B29 | EA | COVER-SEAT CUSHION |
| 9 | M98642-08-B30 | EA | COVER-SEAT CUSHION |
| 9 | M98642-08-B31 | EA | COVER-SEAT CUSHION |

BUNK CUSHION OPTION L53C

| KEY | PART NUMBER | U/M | DESCRIPTION |
|-----|---------------|-----|--------------------|
| | 079145-05-000 | EA | CUSHION-BUNK |
| | M79145-05-000 | EA | COVER-BUNK CUSHION |

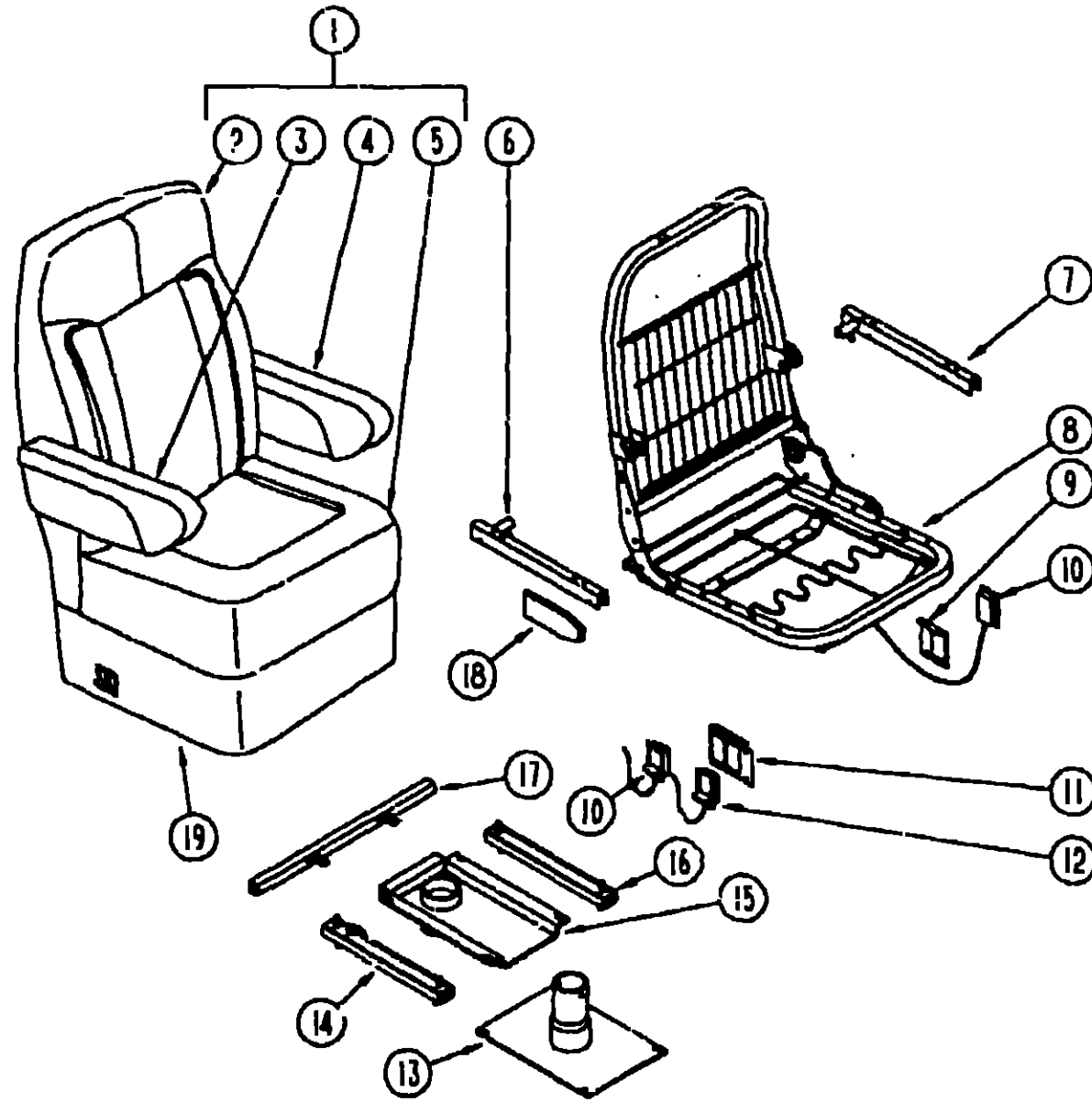
**1991 ITASCA
TABLE OF CONTENTS**

| | | |
|--------------------|------|------|
| INTRODUCTION | A-01 | A-02 |
| ABBREVIATIONS | | A-03 |
| ALPHABETICAL INDEX | A-04 | A-06 |
| ICN36RC | A-07 | F-22 |
| IFN36RA | F-23 | L-04 |

1991 IFN36RA INDEX

| | | |
|-----------------------------------|------|------|
| FLOOR PLAN | F-23 | F-24 |
| ACCESSORIES | G-01 | G-14 |
| BATH | G-15 | G-20 |
| BEDROOM | G-21 | G-22 |
| CHASSIS | G-23 | H-07 |
| CURTAIN, CUSHION & PAD | H-08 | H-17 |
| DINETTE | H-18 | H-20 |
| DRIVERS | H-21 | I-02 |
| ELECTRICAL | I-03 | I-09 |
| EXTERIOR BODY | I-10 | I-16 |
| GALLEY | I-17 | I-24 |
| HEATING & A/C | J-01 | J-04 |
| INTERIOR FINISH | J-05 | J-08 |
| LABEL | J-09 | J-16 |
| LP | | J-17 |
| LOUNGE | J-18 | J-19 |
| SEALANTS & FASTENERS | J-20 | J-22 |
| WATER & SEWAGE | J-23 | K-04 |
| WINDOW, VENT AND EXTERIOR DOOR | K-05 | L-04 |

CURTAIN, CUSHION & PAD GROUP (CONTINUED)



DRIVER & PASSENGER BUCKET SEATS

| KEY | PART NUMBER | U/M | DESCRIPTION |
|-----|---------------|-----|--|
| 1 | 101294-01-B29 | EA | SEAT-BUCKET, W/O BASE OR SKIRT - (B29) |
| 1 | 101294-01-B30 | EA | SEAT-BUCKET, W/O BASE OR SKIRT - (B30) |
| 1 | 101294-01-B31 | EA | SEAT-BUCKET, W/O BASE OR SKIRT - (B31) |
| 2 | M03445-26-B29 | EA | COVER-BACK - (B29) |
| 2 | M03445-26-B30 | EA | COVER-BACK - (B30) |
| 2 | M03445-26-B31 | EA | COVER-BACK - (B31) |
| 3 | 080243-43-B29 | EA | ARMREST - RIGHT SIDE - (B29) |
| 3 | 080243-43-B30 | EA | ARMREST - RIGHT SIDE - (B30) |
| 3 | 080243-43-B31 | EA | ARMREST - RIGHT SIDE - (B31) |
| 3 | M80243-43-B35 | EA | COVER-ARMREST - RIGHT SIDE - (B29) |
| 3 | M80243-43-B36 | EA | COVER-ARMREST - RIGHT SIDE - (B30) |
| 3 | M80243-43-B37 | EA | COVER-ARMREST - RIGHT SIDE - (B31) |
| 4 | 080243-44-B29 | EA | ARMREST - LEFT SIDE - (B29) |
| 4 | 080243-44-B30 | EA | ARMREST - LEFT SIDE - (B30) |
| 4 | 080243-44-B31 | EA | ARMREST - LEFT SIDE - (B31) |
| 4 | M80243-44-B35 | EA | COVER-ARMREST - LEFT SIDE - (B29) |
| 4 | M80243-44-B36 | EA | COVER-ARMREST - LEFT SIDE - (B30) |
| 4 | M80243-44-B37 | EA | COVER-ARMREST - LEFT SIDE - (B31) |
| 5 | M03445-27-B29 | EA | COVER-SEAT - (B29) |
| 5 | M03445-27-B30 | EA | COVER-SEAT - (B30) |
| 5 | M03445-27-B31 | EA | COVER-SEAT - (B31) |

**CURTAIN, CUSHION & PAD GROUP (CONTINUED)
DRIVER & PASSENGER BUCKET SEATS CONT**

| KEY | PART NUMBER | U/M | DESCRIPTION |
|-----|---------------|-----|--|
| 6 | 101124-01-000 | EA | CHANNEL-ARMREST, RIGHT HAND |
| 7 | 101124-02-000 | EA | CHANNEL-ARMREST, LEFT HAND |
| | 081361-01-000 | EA | ROD-ARMREST, METAL |
| 8 | M80906-05-000 | EA | FRAME-SEAT, BACK & SPRING |
| | 080731-02-000 | EA | HINGE-SLAVE, RECLINER - LEFT HAND |
| | 081352-01-000 | EA | BRACKET-ARMREST, RIGHT HAND |
| | 081362-02-000 | EA | BRACKET-ARMREST, LEFT HAND |
| | 101125-01-000 | EA | RECLINER-SEATBACK, LEFT HAND REMOTE |
| 9 | 097683-03-000 | EA | BRACKET-CABLE |
| 10 | 089368-04-000 | EA | CABLE-SWITCH, W/SWITCH - BUCKET SEAT |
| 11 | 097683-02-000 | EA | BRACKET-CABLE |
| 12 | 089368-05-000 | EA | CABLE-RECLINER, W/SWITCH - BUCKET SEAT |
| 13 | 069585-08-000 | EA | BASE-BUCKET SEAT, BOLTS TO FLOOR - VERTICAL 8" |
| 14 | 069246-05-000 | EA | ADJUSTER-SLIDE, W/LOCK - FORWARD & BACK |
| | 069246-05-700 | EA | SPRING-ADJUSTER, FOR REMOTE |
| | 069246-01-701 | EA | CLIP-CABLE, FOR REMOTE |
| 15 | 093481-04-000 | EA | TOP PLATE-PEDESTAL, BUCKET SEAT - W/O SEATBELT BAR |
| 16 | 069246-02-000 | EA | ADJUSTER-BUCKET SEAT W/O LOCK, FORWARD AND BACK |
| 17 | 069585-29-010 | EA | BAR-SEAT BELT, BUCKET SEATS - 20" |
| 18 | 089369-08-000 | EA | SHIELD-CABLE, REMOTE RECLINER - BUCKET SEAT |
| 19 | 071126-24-B29 | EA | SKIRT-BUCKET SEAT - (B29) |
| 19 | 071126-24-AD2 | EA | SKIRT-BUCKET SEAT - (B30) |
| 19 | 071126-24-B31 | EA | SKIRT-BUCKET SEAT - (B31) |
| | 093921-01-000 | EA | PLATE-TELESCOPING PEDESTAL MOUNT |
| | 092759-01-000 | EA | PEDESTAL-TELESCOPING, PASSENGER |
| | 092759-01-700 | EA | POWER HEAD F/TELESCOPING PEDESTAL |

DRIVER POWERED SEAT OPTION L63M

| KEY | PART NUMBER | U/M | DESCRIPTION |
|-----|---------------|-----|----------------------------------|
| | 069585-39-000 | EA | PLATE-TOP, BUCKET SEAT - POWERED |
| | 071126-28-B29 | EA | SKIRT-BUCKET SEAT - (B29) |
| | 071126-26-AF2 | EA | SKIRT-BUCKET SEAT - (B30) |
| | 071126-26-B31 | EA | SKIRT-BUCKET SEAT - (B31) |
| | 081373-01-000 | EA | UNIT-POWER, BUCKET SEAT - 6 WAY |
| | 081373-01-700 | EA | SWITCH-CONTROL, W/L BRACKET |
| | 069585-37-000 | EA | PLATE-SUB, VERTICAL - 5" |
| | 096808-01-000 | EA | SPACER-PEDESTAL, DRIVER |

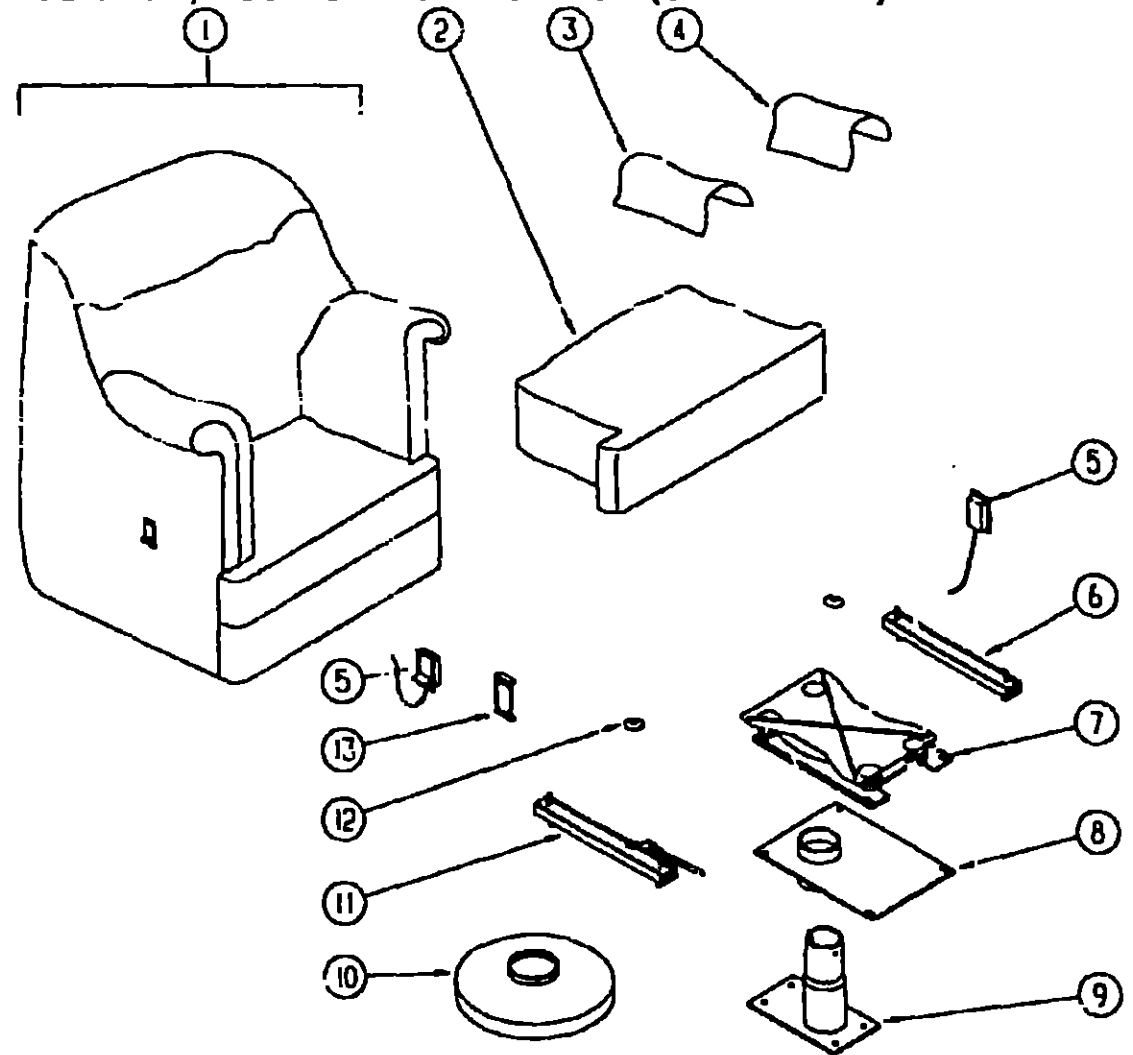
**1991 ITASCA
TABLE OF CONTENTS**

| | | |
|--------------------|--------|------|
| INTRODUCTION | A-01 - | A-02 |
| ABBREVIATIONS | | A-03 |
| ALPHABETICAL INDEX | A-04 - | A-05 |
| IFN36HQ | A-07 - | F-22 |
| IFN36RA | F-23 - | L-04 |

1991 IFN36RA INDEX

| | | |
|-----------------------------------|--------|------|
| FLOOR PLAN | F-23 - | F-24 |
| ACCESSORIES | G-01 - | G-14 |
| BATH | G-15 - | G-20 |
| BEDROOM | G-21 - | G-22 |
| CHASSIS | G-23 - | H-07 |
| CURTAIN, CUSHION & PAD | H-08 - | H-17 |
| DINETTE | H-18 - | H-20 |
| DRIVERS | H-21 - | I-02 |
| ELECTRICAL | I-03 - | I-09 |
| EXTERIOR BODY | I-10 - | I-16 |
| GALLEY | I-17 - | I-24 |
| HEATING & A/C | J-01 - | J-04 |
| INTERIOR FINISH | J-05 - | J-08 |
| LABEL | J-09 - | J-16 |
| LP | | J-17 |
| LOUNGE | J-18 - | J-19 |
| SEALANTS & FASTENERS | J-20 - | J-22 |
| WATER & SEWAGE | J-23 - | K-04 |
| WINDOW, VENT AND EXTERIOR DOOR | K-05 - | L-04 |

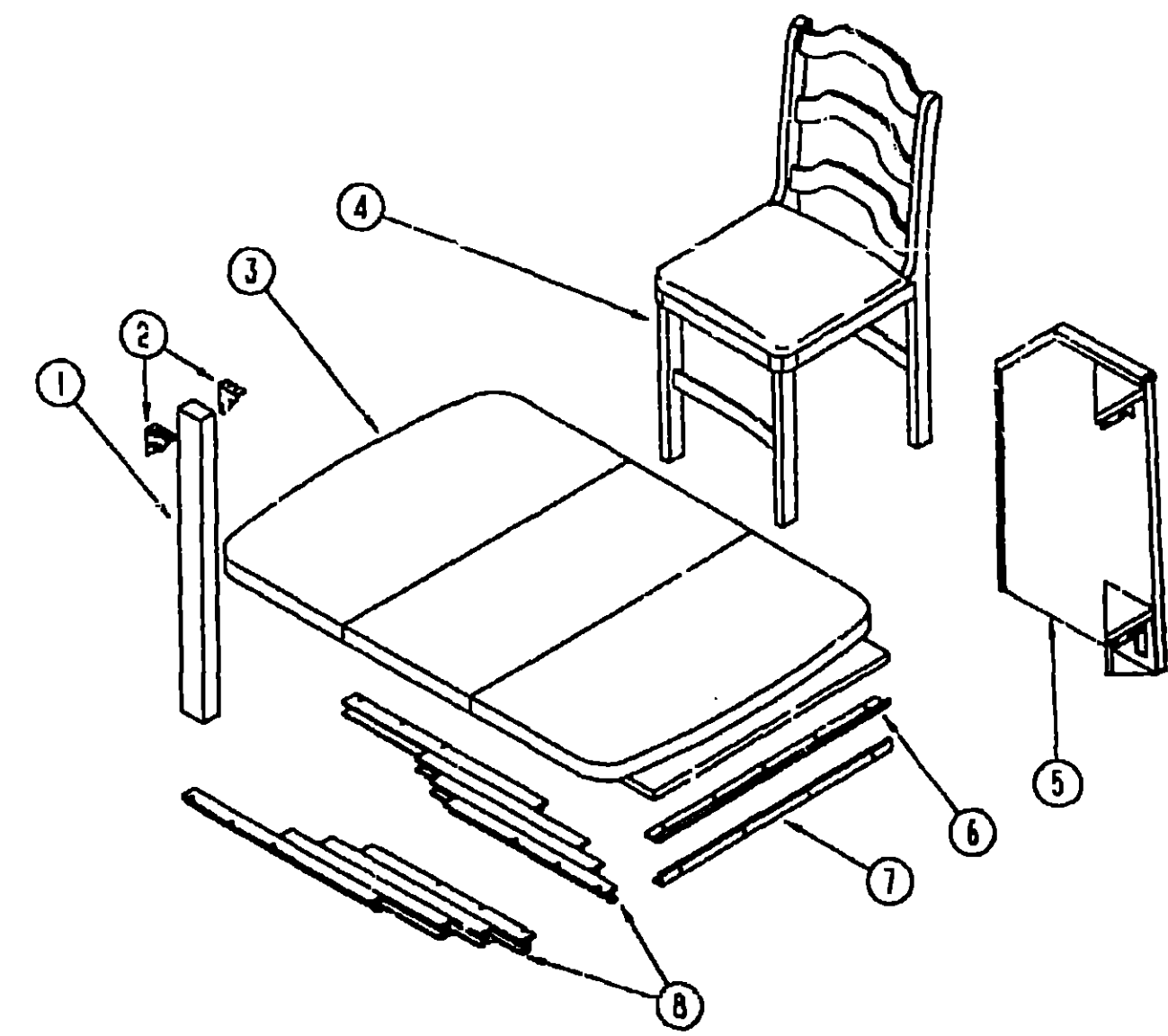
CURTAIN, CUSHION & PAD GROUP (CONTINUED)



PASSENGER SIDE SWIVEL CHAIR

| KEY | PART NUMBER | U/M | DESCRIPTION |
|-----|---------------|-----|--|
| 1 | 101178-02-B29 | EA | CHAIR-SWIVEL, W/O SEAT CUSHION OR ARMREST PROTECTORS |
| 1 | 101178-02-B30 | EA | CHAIR-SWIVEL, W/O SEAT CUSHION OR ARMREST PROTECTORS |
| 1 | 101178-02-B31 | EA | CHAIR-SWIVEL, W/O SEAT CUSHION OR ARMREST PROTECTORS |
| 1 | P01178-02-B29 | EA | COVER-SWIVEL CHAIR |
| 1 | P01178-02-B30 | EA | COVER-SWIVEL CHAIR |
| 1 | P01178-02-B31 | EA | COVER-SWIVEL CHAIR |
| 2 | 102754-02-B29 | EA | CUSHION-SEAT, SWIVEL CHAIR |
| 2 | 102754-02-B30 | EA | CUSHION-SEAT, SWIVEL CHAIR |
| 2 | 102754-02-B31 | EA | CUSHION-SEAT, SWIVEL CHAIR |
| 2 | P02754-02-B29 | EA | COVER-SEAT CUSHION |
| 2 | P02754-02-B30 | EA | COVER-SEAT CUSHION |
| 2 | P02754-02-B31 | EA | COVER-SEAT CUSHION |
| 3 | P01178-25-B29 | EA | PROTECTOR-RIGHT ARMREST, SWIVEL CHAIR |
| 3 | P01178-25-B30 | EA | PROTECTOR-RIGHT ARMREST, SWIVEL CHAIR |
| 3 | P01178-25-B31 | EA | PROTECTOR-RIGHT ARMREST, SWIVEL CHAIR |
| 4 | P01178-26-B29 | EA | PROTECTOR-LEFT ARMREST, SWIVEL CHAIR |
| 4 | P01178-26-B30 | EA | PROTECTOR-LEFT ARMREST, SWIVEL CHAIR |
| 4 | P01178-26-B31 | EA | PROTECTOR-LEFT ARMREST, SWIVEL CHAIR |
| 5 | 069368-04-000 | EA | CABLE-SWIVEL, W/SWITCH - BUCKET SEAT |
| 6 | 069246-02-000 | EA | ADJUSTER-SEAT/CHAIR, W/O LOCK - FORWARD & BACK |
| 7 | 101187-01-000 | EA | ROCKER BOX-CHAIR, SWIVEL |
| 8 | 093401-05-000 | EA | TOP PLATE-PEDESTAL, W/LOCK |
| | 093401-03-700 | EA | SPRING(COIL)F/LEVER W/REMOTE |
| | 093481-03-701 | EA | END CAP F/LEVER |
| 9 | 093481-01-000 | EA | BASE-PEDESTAL, W/S EXTENSION |
| 10 | 093482-01-000 | EA | SHROUD-PEDESTAL, 13" - PLASTIC - BLACK |
| 11 | 069246-05-000 | EA | ADJUSTER-SEAT/CHAIR, W/REMOTE - FORWARD & BACK |
| | 069246-05-700 | EA | SPRING-ADJUSTER, FOR REMOTE |
| | 069246-05-701 | EA | CLIP-CABLE, FOR REMOTE |
| 12 | 007221-01-000 | EA | WASHER-CONED, SEAT ADJUSTER SPACER |
| 13 | 097683-03-000 | EA | BRACKET-REMOTE, SIDE MOUNT |
| | 097330-01-000 | EA | BRACKET-STOP, SLIDING TRACK |

DINETTE GROUP



DINETTE OPTION L21W

| KEY | PART NUMBER | U/M | DESCRIPTION |
|-----|---------------|-----|--|
| 1 | 092707-02-02A | EA | LEG-TABLE, WOOD |
| 2 | 102810-01-01A | EA | BRACE-LEG, BEIGE |
| 3 | P02056-02-B29 | EA | TABLE-PULLOUT, W/O LEG - W/COUNTERTOP & HARDWARE |
| | 102056-14-B29 | EA | COUNTERTOP-DINETTE TABLE |
| | 009050-02-000 | EA | LEVELER-TABLE TOP, FEMALE & MALE ENDS - W/4 SCREWS - PLASTIC |
| | 102194-01-000 | EA | GUIDE-PLASTIC |
| 4 | 101604-01-01A | EA | CHAIR-FOLDING, DINETTE - WOOD |
| 5 | 102296-01-B29 | EA | CABINET-HANDRAIL |
| | 102297-01-000 | EA | TUBE-SUPPORT, 75" X 75" X 39.4" - STEEL |
| | M97692-02-B29 | EA | RAIL-HAND, W/O MOUNTING BRACKETS |
| | 042438-06-000 | EA | DOWEL-WOOD, 1 5" X 26" |
| | 099582-01-01A | EA | BRACKET-MOUNTING, HANDRAIL - BRASS |
| 6 | 102201-02-01A | EA | SUPPORT-HINGE CATCH, TABLE MOUNTED - BEIGE |
| 7 | 102200-02-01A | EA | SUPPORT-HINGE LOCK, WALL MOUNTED - BEIGE |
| 8 | 009210-01-000 | EA | SLIDE-TABLE, 18" TO 50" - PAIR - METAL |
| | 100182-10-B29 | EA | TRIM-CHAIRRAIL, 2 5" X 8" - WOOD |
| | 100659-10-B29 | EA | TRIM-CARPET, 78.7" - WOOD |

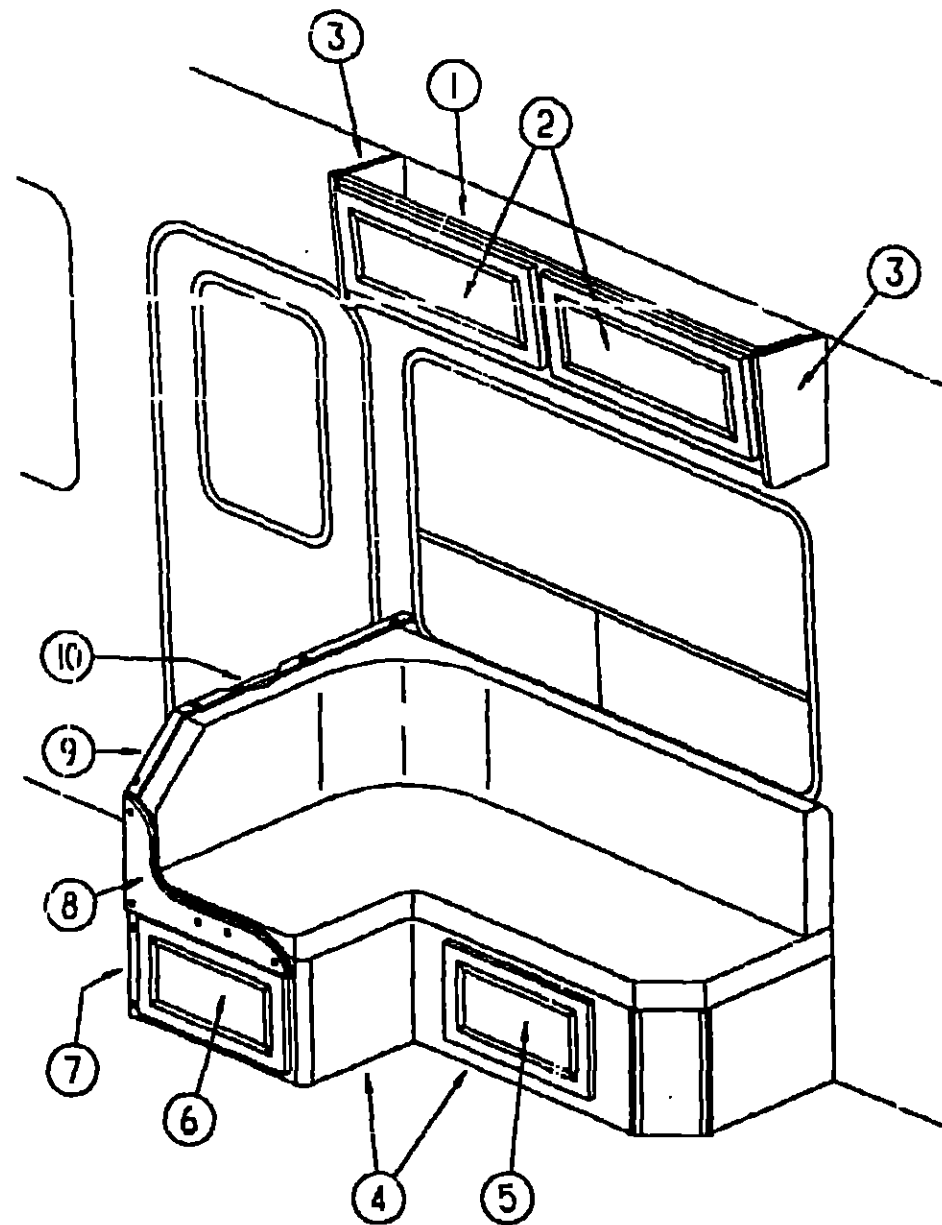
**1991 ITASCA
TABLE OF CONTENTS**

| | | |
|--------------------|------|------|
| INTRODUCTION | A-01 | A-02 |
| ABBREVIATIONS | | A-03 |
| ALPHABETICAL INDEX | A-04 | A-06 |
| IFN36RG | A-07 | F-22 |
| IFN36RA | F-23 | L-04 |

1991 IFN36RA INDEX

| | | |
|-----------------------------------|------|------|
| FLOOR PLAN | F-23 | F-24 |
| ACCESSORIES | G-01 | G-14 |
| BATH | G-15 | G-20 |
| BEDROOM | G-21 | G-22 |
| CHASSIS | G-23 | H-07 |
| CURTAIN, CUSHION & PAD | H-08 | H-17 |
| DINETTE | H-18 | H-20 |
| DRIVERS | H-21 | I-02 |
| ELECTRICAL | I-03 | I-09 |
| EXTERIOR BODY | I-10 | I-16 |
| GALLEY | I-17 | I-24 |
| HEATING & A/C | J-01 | J-04 |
| INTERIOR FINISH | J-05 | J-08 |
| LABEL | J-09 | J-16 |
| LP | | J-17 |
| LOUNGE | J-18 | J-19 |
| SEALANTS & FASTENERS | J-20 | J-22 |
| WATER & SEWAGE | J-23 | K-04 |
| WINDOW, VENT AND EXTERIOR DOOR | K-05 | L-04 |

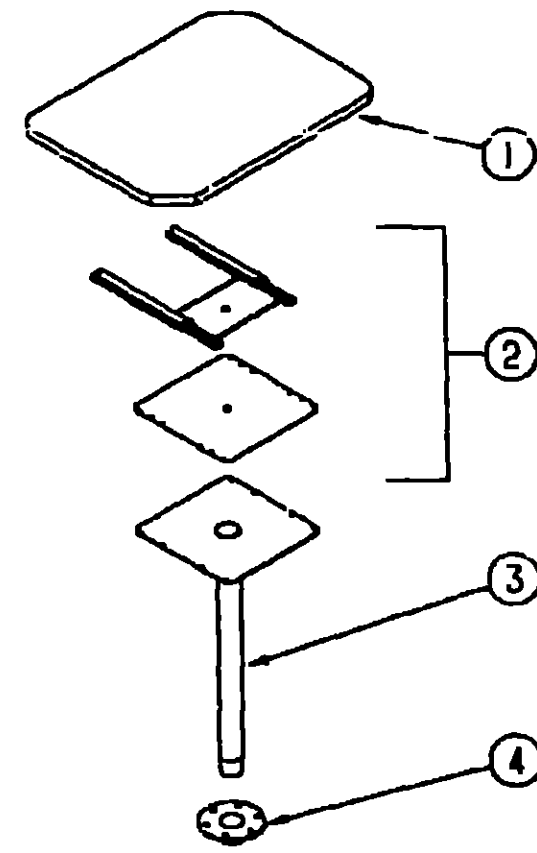
DINETTE GROUP (CONTINUED)



DINETTE CABINETRY & PADS

| KEY | PART NUMBER | U/M | DESCRIPTION |
|-----|---------------|-----|--|
| 1 | M04165-25-B29 | EA | CABINET-OVERHEAD, DINETTE - W/O DOORS OR HARDWARE FROM 00-00-00 THRU 07-12-90 |
| 1 | M04165-27-B29 | EA | CABINET-OVERHEAD, DINETTE - W/O DOORS OR HARDWARE FROM 07-13-90 THRU 99-99-99 |
| 2 | P00523-22-B29 | EA | DOOR-CABINET, W/O HARDWARE - 14.4" X 26.8" |
| 3 | 092747-01-B29 | EA | END CAP-CABINET, OVERHEAD |
| | 092082-02-01A | EA | MOUNT-OVERHEAD CABINET, 6.2" X 68.9" - BEIGE METAL |
| 4 | M05017-01-B29 | EA | CABINET-SEATBASE, W/O DOORS OR HARDWARE |
| 5 | P00523-40-B29 | EA | DOOR-CABINET, W/O HARDWARE - 11" X 21.9" FROM 07-13-90 THRU 99-99-99 |
| 6 | P00523-19-B29 | EA | DOOR-CABINET, W/O HARDWARE - 10" X 19" |
| 7 | 098433-01-B29 | EA | PAD-SEATBASE EDGE, DINETTE |
| 7 | 098433-01-B30 | EA | PAD-SEATBASE EDGE, DINETTE |
| 7 | 098433-01-B31 | EA | PAD-SEATBASE EDGE, DINETTE |
| 8 | 098441-03-B29 | EA | PAD-SEAT EDGE, DINETTE |
| 8 | 098441-03-B30 | EA | PAD-SEAT EDGE, DINETTE |
| 8 | 098441-03-B31 | EA | PAD-SEAT EDGE, DINETTE |
| 9 | 098453-02-B29 | EA | PAD-BACKREST, DINETTE |
| 9 | 098453-02-B30 | EA | PAD-BACKREST, DINETTE |
| 9 | 098453-02-B31 | EA | PAD-BACKREST, DINETTE |
| 10 | M05018-01-B29 | EA | CABINET-BACKREST |
| | M99592-01-B29 | EA | RAIL-HAND, W/O MOUNTING BRACKETS |
| | 042438-06-000 | EA | DOWEL-WOOD 1.5" X 26" |
| | 099682-01-01A | EA | BRACKET-MOUNTING, HANDRAIL - BRASS |

DINETTE GROUP (CONTINUED)



DINETTE TABLE

| KEY | PART NUMBER | U/M | DESCRIPTION |
|-----|---------------|-----|-------------------------------------|
| 1 | 097050-02-B07 | EA | TABLE-DINETTE, W/O HARDWARE |
| 2 | 096922-01-000 | EA | BASE-TV/TABLE, SWIVEL SLIDE |
| 3 | 097049-01-000 | EA | LEG ASM.-TABLE, 27.5" - OFF WHITE |
| | 009040-08-000 | EA | LEG-TABLE, 27.5" - UNFINISHED STEEL |
| 4 | 041194-01-000 | EA | BASE-TABLE, FLUSH MOUNTED |

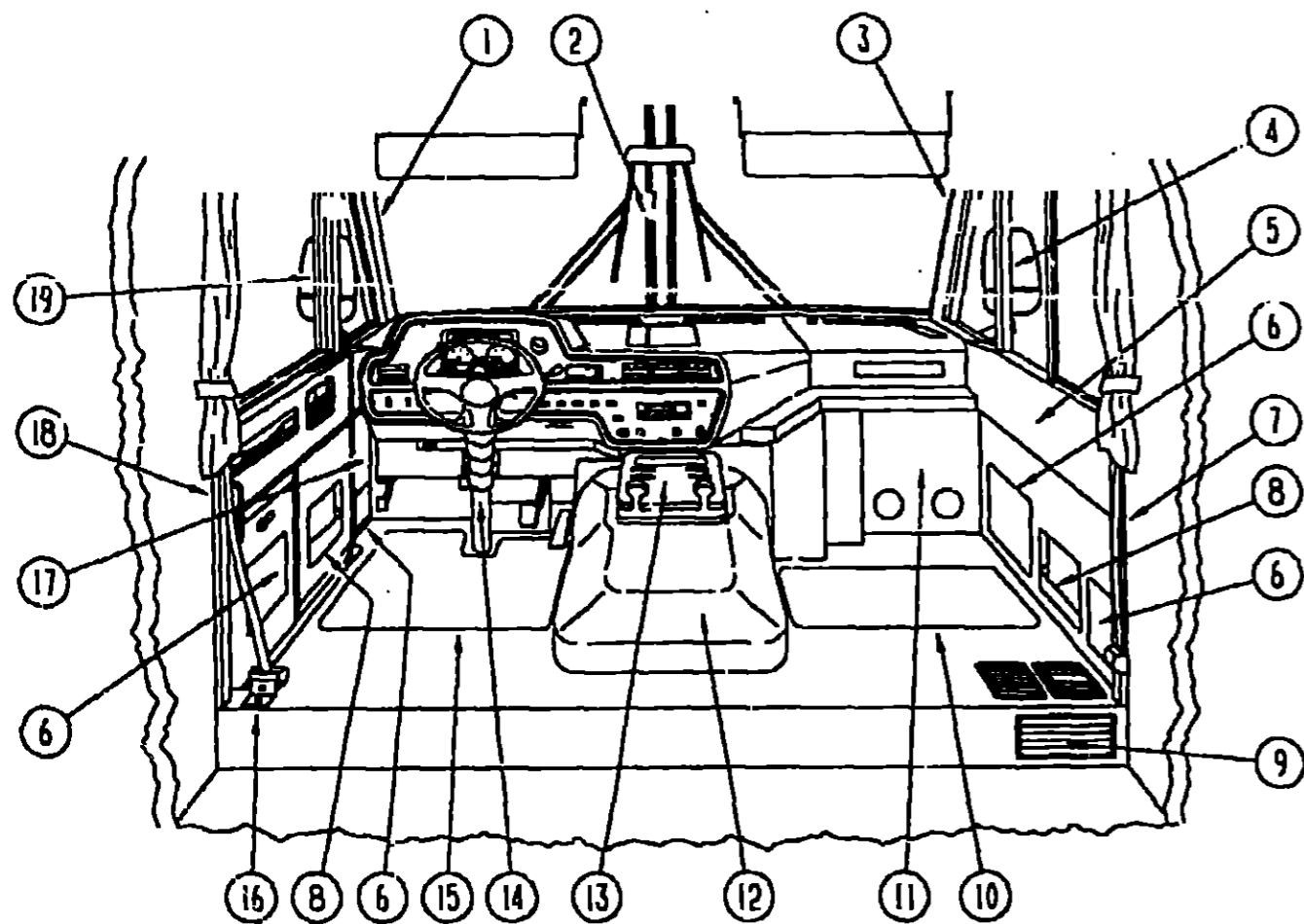
1991 ITASCA
TABLE OF CONTENTS

| | | |
|--------------------|--------|------|
| INTRODUCTION | A-01 - | A-02 |
| ABBREVIATIONS | | A-03 |
| ALPHABETICAL INDEX | A-04 - | A-06 |
| ICN36RQ | A-07 - | F-22 |
| IFN36HA | F-23 - | L-04 |

1991 IFN36RA INDEX

| | | |
|-----------------------------------|--------|------|
| FLOOR PLAN | F-23 - | F-24 |
| ACCESSORIES | G-01 - | G-14 |
| BATH | G-15 - | G-20 |
| BEDROOM | G-21 - | G-22 |
| CHASSIS | G-23 - | H-07 |
| CURTAIN, CUSHION & PAD | H-08 - | H-17 |
| DINETTE | H-18 - | H-20 |
| DRIVERS | H-21 - | I-02 |
| ELECTRICAL | I-03 - | I-09 |
| EXTERIOR BODY | I-10 - | I-16 |
| GALLEY | I-17 - | I-24 |
| HEATING & A/C | J-01 - | J-04 |
| INTERIOR FINISH | J-05 - | J-08 |
| LABEL | J-09 - | J-16 |
| LP | | J-17 |
| LOUNGE | J-18 - | J-19 |
| SEALANTS & FASTENERS | J-20 - | J-22 |
| WATER & SEWAGE | J-23 - | K-04 |
| WINDOW, VENT AND EXTERIOR DOOR | K-05 - | L-04 |

DRIVERS COMPARTMENT GROUP

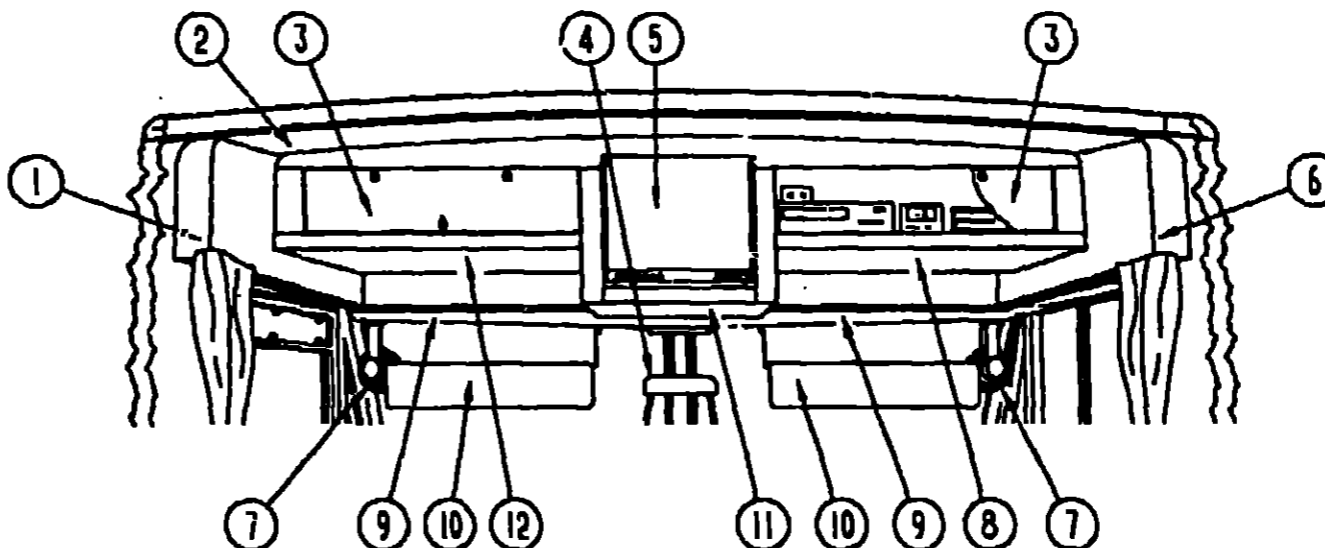


DRIVERS CAB AREA

DRIVERS COMPARTMENT GROUP (CONTINUED)

DRIVERS CAB AREA CONT'D

| KEY | PART NUMBER | U/M | DESCRIPTION |
|-----|---------------|-----|---|
| 14 | 096770-02-000 | EA | SUPPORT-STEERING COLUMN |
| 15 | 081201-02-000 | EA | MAT-FLOOR, FRONT - DRIVER |
| | 097875-01-01A | EA | THRESHOLD-CAB DOOR, 26.5" - BLACK |
| 16 | 091990-02-01A | EA | BRACKET-SEAT BELT, DRIVERS - FLOOR MOUNT |
| | 091990-01-01A | EA | SEAT BELT-SHOULDER HARNESS, DRIVER/PASSENGER - BLACK |
| | 091990-01-700 | EA | COVER-BOLT |
| 17 | 092583-02-02A | EA | PANEL-KICK, LOWER DRIVER SIDE - GRAY |
| 18 | 097239-01-01A | EA | COVER-B PILLAR, DR - 58" X 2.2" - PLASTIC - OFF WHITE |
| 19 | 092585-02-02A | EA | COVER-HINGE PILLAR, DRIVER - GRAY |
| | 093132-01-000 | EA | SWITCH-TELESCOPING PEDESTAL |



DRIVERS CAB OVERHEAD

**1991 ITASCA
TABLE OF CONTENTS**

| | | |
|--------------------|--------|------|
| INTRODUCTION | A-01 - | A-02 |
| ABBREVIATIONS | | A-03 |
| ALPHABETICAL INDEX | A-04 - | A-06 |
| ICN36RO | A-07 - | F-22 |
| IFN36RA | F-23 - | L-04 |

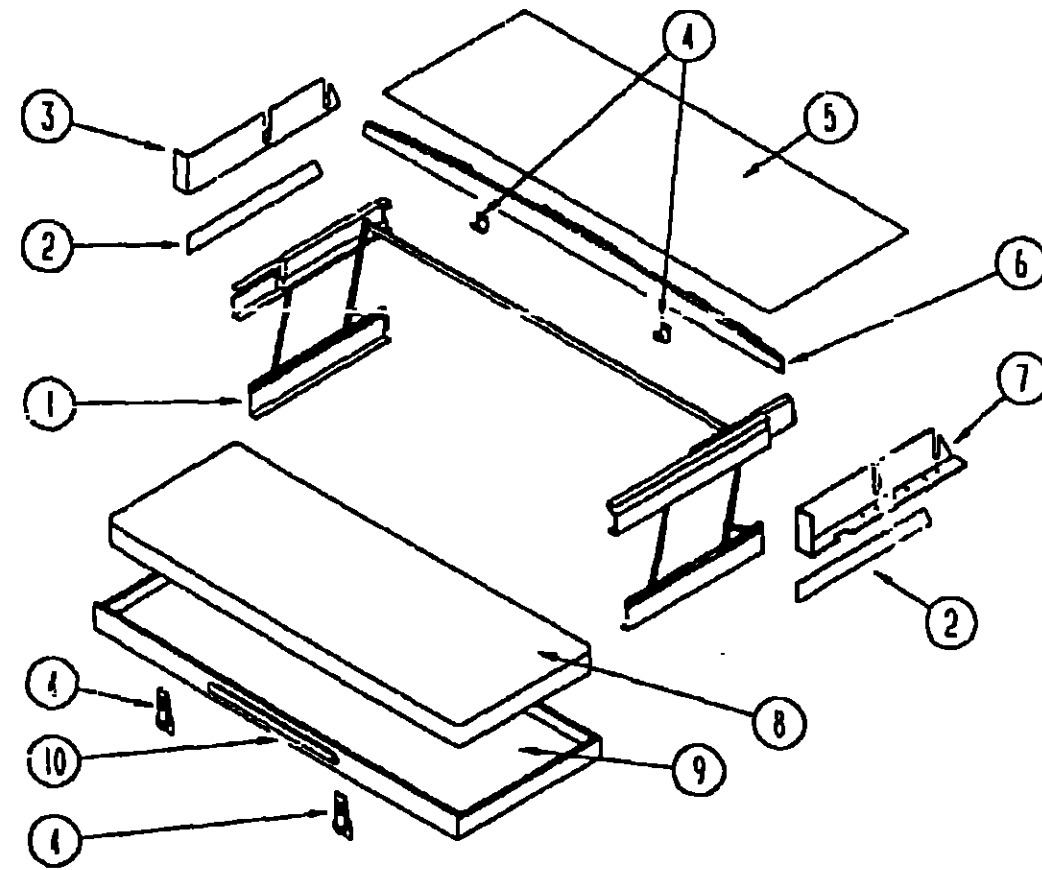
1991 IFN36KA INDEX

| | | |
|-----------------------------------|--------|------|
| FLOOR PLAN | F-23 - | F-24 |
| ACCESSORIES | 3-01 - | G-14 |
| BATH | G-15 - | G-20 |
| BEDROOM | G-21 - | G-22 |
| CHASSIS | G-23 - | H-07 |
| CURTAIN, CUSHION & PAD | H-08 - | H-17 |
| DINETTE | H-18 - | H-20 |
| DRIVERS | H-21 - | I-02 |
| ELECTRICAL | I-03 - | I-09 |
| EXTERIOR BODY | I-10 - | I-16 |
| GALLEY | I-17 - | I-24 |
| HEATING & A/C | J-01 - | J-04 |
| INTERIOR FINISH | J-05 - | J-08 |
| LABEL | J-09 - | J-16 |
| LP | | J-17 |
| LOUNGE | J-18 - | J-19 |
| SEALANTS & FASTENERS | J-20 - | J-22 |
| WATER & SEWAGE | J-23 - | K-04 |
| WINDOW, VENT AND EXTERIOR DOOR | K-05 - | L-04 |

| KEY | PART NUMBER | U/M | DESCRIPTION |
|-----|---------------|-----|---|
| 1 | 092584-02-02A | EA | COVER-A PILLAR, DRIVER - GRAY |
| 2 | 077144-08-000 | EA | COVER-CENTER PILLAR, WINDSHIELD - GRAY |
| 2 | 077144-02-000 | EA | COVER-CENTER PILLAR, WINDSHIELD - GRAY - UN CUT |
| 3 | 092584-01-02A | EA | COVER-A PILLAR, PASSENGER - GRAY |
| 4 | 092585-01-02A | EA | COVER-PILLAR, PASSENGER - GRAY |
| 5 | 092582-01-02A | EA | PANEL-PASSENGER SIDE - GRAY |
| 6 | 093195-01-B29 | EA | PAD-DOOR |
| 6 | 093195-01-B30 | EA | PAD-DOOR |
| 6 | 093195-01-B31 | EA | PAD-DOOR |
| 7 | 097240-01-01A | EA | COVER-B PILLAR, PASS - 58" X 2.1" - PLASTIC - OFF WHITE |
| 8 | 097308-01-02A | EA | COVER-MAP POCKET, GRAY PLASTIC |
| 9 | 093614-01-01A | EA | GRILLE-RETURN AIR, FURNACE - 15.6" X 7.6" - BROWN |
| | 089326-01-000 | EA | GRILLE-FLOOR, HEATING - 9.3" X 5.4" - BROWN |
| 10 | 081202-02-000 | EA | MAT-FLOOR, FRONT - PASSENGER |
| 11 | 095757-01-B29 | EA | COVER-HEATER, W/2 LOUVERED OUTLETS - 10.2" X 17.5" |
| 11 | 095757-01-B30 | EA | COVER-HEATER, W/2 LOUVERED OUTLETS - 10.2" X 17.5" |
| 11 | 095757-01-B31 | EA | COVER-HEATER, W/2 LOUVERED OUTLETS - 10.2" X 17.5" |
| | 024990-03-000 | EA | OUTLET DEFROSTER, W/SWIVEL - 2" DIA - GRAY |
| | 091739-01-000 | EA | PANEL-TOE KICK, PASSENGER SIDE - 26.4" X 24.6" - STEEL |
| | 091739-02-000 | EA | PANEL-TOE KICK, DRIVER SIDE - 26.4" X 24.6" - STEEL |
| 12 | 097552-01-000 | EA | COVER-MOTOR W/O CARPET |
| | 075564-01-000 | EA | BRACKET-MOUNTING, MOTOR COVER |
| | 092406-01-000 | EA | TRIM-MOTOR COVER, ALUMINUM |
| | 039623-01-000 | FT | SEAL-MOTOR COVER, RUBBER BULB TYPE - BLACK |
| 13 | 098133-01-B29 | EA | TRAY-BEVERAGE, WOOD |
| | 098911-01-01A | EA | INSERT-BEVERAGE TRAY, 2 2" X 10.8" |
| | 098279-01-01A | EA | INSERT-BEVERAGE TRAY, 3 4" X 2 6" |
| | 077920-02-000 | EA | WIRE ASM-BEVERAGE TRAY |

| KEY | PART NUMBER | U/M | DESCRIPTION |
|-----|---------------|-----|--|
| 1 | 092471-04-01A | EA | TRIM-SIDE, UPPER DRIVER - OFF WHITE - 33 1/4" |
| 2 | 100898-01-B29 | EA | CABINET FACE, FRONT OVERHEAD |
| 3 | 100708-03-000 | EA | DOOR-GLASS, W/O HARDWARE |
| | 100707-01-000 | EA | SPACER-DOOR, GLASS - .8" DIA. - 3" HOLE - PLASTIC |
| | 100710-01-01A | EA | LOCK-TWIST TYPE, BRASS |
| | 100711-01-01A | EA | HINGE-GLASS DOOR, BRASS |
| | 101272 01-000 | EA | CATCH-GLASS DOOR, BRASS |
| | 101766-01-000 | EA | PIN-SUPPORT, GLASS DOOR |
| 4 | 040714-01-700 | EA | MIRROR KIT-INSIDE REAR VIEW, W/ARM, PLATE & SCREWS |
| 4 | 040714-01-000 | EA | MIRROR-INSIDE REAR VIEW, W/ARM & SCREW |
| 5 | P00523-84-B29 | EA | DOOR-CABINET, CENTER OVERHEAD - W/O HARDWARE - 14.4" X 16.1" |
| 6 | 092471-03-01A | EA | TRIM-SIDE, UPPER PASSENGER - OFF WHITE - 33 1/4" |
| 7 | 036420-02-000 | EA | FAN-DEFROSTER, 2 SPEED - 6" DIAMETER |
| | 097372-03-01A | EA | SWITCH-ON-OFF-ON |
| | 000G39-08-24B | EA | SCREW-SF/DR, 8-18 X 1 1/2" PPH - ZN |
| 8 | P00957-01-B07 | EA | SHELF-CABINET BASE, PASSENGER SIDE |
| 9 | 093884-01-700 | EA | HEADLINER-FRONT, PLASTIC - OFF WHITE |
| 10 | 082286-05-B07 | EA | SUNVISOR-DRIVER OR PASSENGER - OFF WHITE |
| | 000G39-10-12D | EA | SCREW-SF/DR, 10-16 X 3/4 PPH - BLACK |
| | 102377-01-000 | EA | BRACKET-SUNVISOR, STEEL - ONE PIECE |
| | 007211-01-000 | EA | HINGE-SUNVISOR |
| | 074012-01-000 | EA | CLIP-SUNVISOR, SQUARE - PINCH ON |
| 11 | P00958-01-B07 | EA | SHELF-CABINET BASE, CENTER |
| | 100954-01-000 | EA | SHELF-TV, STEEL |
| | 101150-01-000 | EA | SUPPORT-SHELF, TV - PASSENGER SIDE - STEEL |
| | 101150-02-000 | EA | SUPPORT-SHELF, TV - DRIVER SIDE - STEEL |
| 12 | P00957-02-B07 | EA | SHELF-CABINET BASE, DRIVER SIDE |

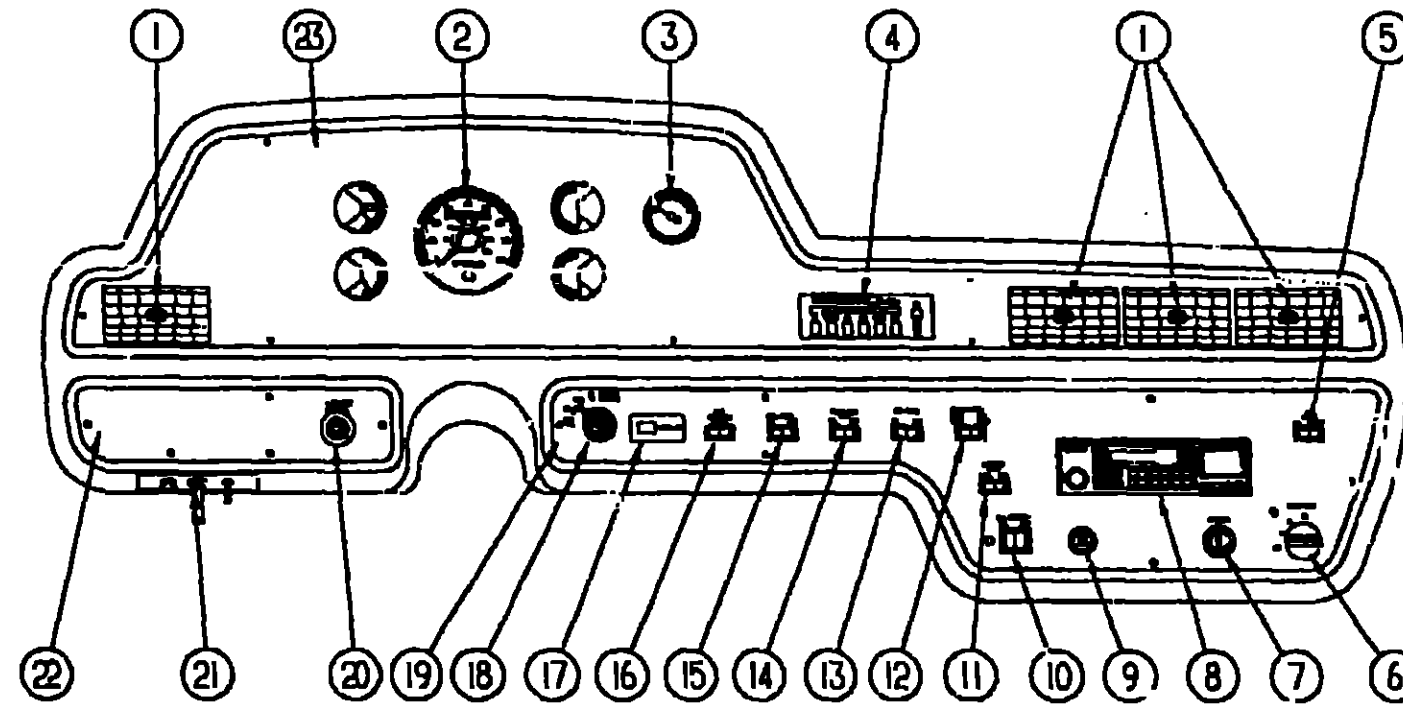
DRIVERS COMPARTMENT GROUP (CONTINUED)



SINGLE FRONT BUNK OPTION L53C

| KEY | PART NUMBER | U/M | DESCRIPTION |
|-----|---------------|-----|--|
| 1 | 076760-02-000 | EA | BUNK HARDWARE |
| | 076760-02-700 | EA | SPRING-GAS, BUNK HARDWARE |
| 2 | 092472-02-01A | EA | TRIM-SIDE, SIDE - LOWER DR & PASS - 15.5' LONG - OFF WHITE |
| 3 | 092471-02-01A | EA | TRIM-SIDE, UPPER DRIVER - OFF WHITE - 33 1/4" |
| 4 | 042541-04-000 | EA | LATCH-BRASS, W/O STRIKE |
| 4 | 042541-05-000 | EA | STRIKE-BRASS |
| | 049465-04-000 | EA | SCREW, 10-16 X 1" PTH W/WASHER - BEIGE |
| | 075943-02-000 | EA | BRACE-ANGLE, W/HOLES - 1" X 1.5" X 14" - ALUMINUM - BEIGE |
| 5 | 089351-03-000 | YD | VINYL-FABRIC, 54" WIDE - CEILING |
| | 093884-01-700 | EA | HEADLINER-FRONT, PLASTIC - OFF WHITE |
| | 100423-01-01A | EA | PLATE-MOUNTING, TRIANGLE SHAPED - PLASTIC |
| 6 | M93055-01-Y12 | EA | BOARD-BUNK, TRIM - CEILING MOUNTED |
| | 016604-03-000 | EA | BRACE-L/ANGLED, 2.5" - BEIGE |
| 7 | 092471-01-01A | EA | TRIM-SIDE, UPPER PASSENGER - OFF WHITE - 33 1/4" |
| 8 | 079145-05-000 | EA | CUSHION-BUNK, OVERHEAD - 30" X 73" X 4" |
| | M79145-05-000 | EA | COVER-BUNK CUSHION, OVERHEAD - 30" X 73" X 4" |
| 9 | 081717-04-Y12 | EA | BED-BUNK, FRONT |
| 10 | 094658-01-Y12 | EA | HANDLE-BUNK, OAK |

DRIVERS COMPARTMENT GROUP (CONTINUED)



INSTRUMENT PANEL

| KEY | PART NUMBER | U/M | DESCRIPTION |
|-----|---------------|-----|---|
| 1 | 076783-02-000 | EA | LOUVER ASM-ADJUSTABLE VENT - AIR CONDITIONING |
| 2 | 094794-02-000 | EA | INSTRUMENT CLUSTER (CANADIAN) |
| 3 | 024460-04-000 | EA | GAUGE-VACUUM |
| 4 | 072341-01-710 | EA | CONTROL HEAD ASM-W/O DECAL - AIR CONDITIONING |
| | 072341-01-722 | EA | DECAL ASM-CONTROL HEAD |
| | 072341-06-700 | EA | SWITCH-FAN, 4 SPEED |
| 5 | 097372-01-01A | EA | MAP LIGHT SWITCH |
| 6 | 087202-02-300 | EA | SWITCH-W/O KNOB, 4 POSITION - OPTION L611 |
| | 050977-01-000 | EA | KNOB-SWITCH, ROTARY - OPTION L611 |
| 7 | 089294-01-000 | EA | CIGARETTE LIGHTER |
| 8 | 097459-01-000 | EA | RADIO-AM/FM STEREO, CASSETTE - STANDARD |
| | 097460-01-000 | EA | RADIO-AM/FM STEREO, CASSETTE - SONY XR-300 - OPTION L57E FROM 00-00-00 THRU 07-22-90 |
| | 097460-02-000 | EA | RADIO-AM/FM STEREO, CASSETTE - SONY XR-4147 - OPTION L57E FROM 07-23-90 THRU 99-99-99 |
| | 097621-01-000 | EA | KIT-RADIO MOUNTING |
| | 059998-01-000 | EA | BRACKET-RADIO, 6.4" X 9.3" - STEEL |
| 9 | 085759-01-000 | EA | LIGHT-WARNING, "LOW AIR" |
| 10 | 086272-02-000 | EA | AUXILIARY BATTERY DISCONNECT SWITCH |
| 11 | 097372-05-01A | EA | BATTERY MODE SWITCH |
| 12 | 097372-08-01A | EA | RADIO POWER SWITCH |
| 13 | 097372-01-01A | EA | AIR HORN SWITCH |
| 14 | 097372-03-01A | EA | AUXILIARY DEFROST FAN SWITCH |
| 15 | 097372-01-01A | EA | FOG LIGHT SWITCH |
| 16 | 097372-07-01A | EA | ICC COURTESY BLINK SWITCH |
| 17 | NONE | EA | OVERDRIVE CANCEL SWITCH (CHASSIS SUPPLIED) |
| 18 | 091206-02-000 | EA | WINDSHIELD WIPER/WASHER SWITCH |
| 19 | 101024-03-01A | EA | BEZEL-INSTRUMENT PANEL, LOWER - RIGHT |
| 20 | 096675-01-000 | EA | KNOB-HEADLIGHT SWITCH, W/SHAFT |
| | 096674-01-000 | EA | NUT-HEADLIGHT SWITCH, BLACK |
| 21 | 051057-03-000 | EA | SWITCH-SEARCHLIGHT, W/HOUSING OPTION L63E |
| 22 | 101025-02-01A | EA | BEZEL-INSTRUMENT PANEL, LOWER - LEFT |
| 23 | 100602-03-02A | EA | BEZEL-INSTRUMENT PANEL, UPPER |

1991 ITASCA
TABLE OF CONTENTS

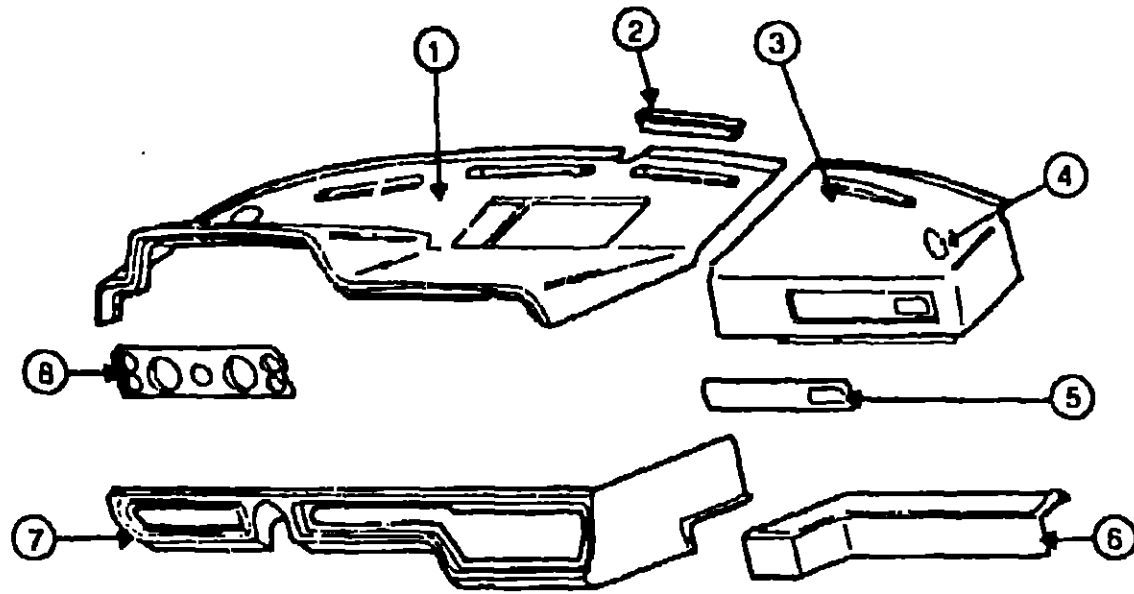
| | | |
|--------------------|------|------|
| INTRODUCTION | A-01 | A-02 |
| ABBREVIATIONS | | A-03 |
| ALPHABETICAL INDEX | A-04 | A-06 |
| ICN36R. | A-07 | F-22 |
| IFN36R. | F-23 | L-04 |

1991 IFN36RA INDEX

| | | |
|--------------------------------|------|------|
| FLOOR PLAN | F-23 | F-24 |
| ACCESSORIES | G-01 | G-14 |
| BATH | G-15 | G-20 |
| BEDROOM | G-21 | G-22 |
| CHASSIS | C-23 | H-07 |
| CURTAIN, CUSHION & PAD | H-08 | H-17 |
| DINETTE | H-18 | H-20 |
| DRIVERS | H-21 | I-02 |
| ELECTRICAL | I-03 | I-09 |
| EXTERIOR BOLTS | I-10 | I-16 |
| GALLEY | I-17 | I-24 |
| HEATING & A/C | J-01 | J-04 |
| INTERIOR FINISH | J-05 | J-06 |
| LABEL | J-09 | J-16 |
| LP | | J-17 |
| LOUNGE | J-18 | J-19 |
| SEALANTS & FASTENERS | J-20 | J-22 |
| WATER & SEWAGE | J-23 | K-04 |
| WINDOW, VENT AND EXTERIOR DOOR | K-05 | L-04 |

DRIVERS COMPARTMENT GROUP (CONTINUED)

DRIVERS COMPARTMENT GROUP (CONTINUED)
DASH COMPONENTS



DASH & INSTRUMENT PANELS

| KEY | PART NUMBER | U/M | DESCRIPTION |
|-----|---------------|-----|--|
| 1 | 102122-01-B29 | EA | DASH-INSTRUMENT PANEL, UPPER - LEFT |
| 2 | 091930-02-000 | EA | DUCT-DEFROSTER, W/O SIDE OUTLET - ARA 0571020 FROM: 00-00-00 THRU: 07-22-90 |
| 2 | 091930-03-000 | EA | DUCT-DEFROSTER, W/O SIDE OUTLET - ARA 0571109 FROM: 07-23-90 THRU: 05-12-91 |
| 2 | 103017-01-000 | EA | PLENUM-DEFROSTER FROM: 05-13-91 THRU: 99-99-99 |
| 2 | 077075-01-000 | EA | GASKET-INSTRUMENT PANEL TO DEFROSTER PLENUM, 6" X 11.3" |
| | 077075-02-000 | EA | GASKET-INSTRUMENT PANEL TO DEFROSTER PLENUM, 6" X 10.2" |
| 3 | 085252-02-Y33 | EA | DASH-INSTRUMENT PANEL, UPPER - RIGHT |
| 4 | 073741-03-000 | EA | SPEAKER-OVAL, 4" X 6" |
| 4 | 073741-04-000 | EA | GRILLE-OVAL SPEAKER, 4" X 6" |
| 5 | 076797-03-000 | EA | BEZEL-INSTRUMENT PANEL, PASSENGER |
| 6 | 076734-04-000 | EA | TRAY-INSTRUMENT PANEL |
| 7 | 101055-01-02A | EA | DASH ASM - INSTRUMENT PANEL, LOWER - LEFT |
| | 076867-01-000 | EA | BRACKET-"V" LIPPED, 3.5" X 1" - STEEL - W/O SCREW HOLE |
| | 076867-02-000 | EA | BRACKET-"V" LIPPED, 8.4" X 1" - STEEL - W/SCREW HOLE |
| | 076872-01-000 | EA | BRACKET-"V" LIPPED, 2.7" X 1" - STEEL - W/O SCREW HOLE |
| | 077001-01-000 | EA | ANGLE-MOUNTING, ROOF PANEL - "V" ANGLE - 3" X 2.4" X 1.5" |
| | 100158-01-000 | EA | WIRE ASM-DAYTIME RUNNING LIGHTS (CANADIAN) |
| | 100159-01-000 | EA | WIRE ASM-DAYTIME RUNNING LIGHTS, W/FUSE (CANADIAN) |
| | 100138-01-000 | EA | MODULE-DAYTIME RUNNING LIGHTS (CANADIAN) |
| 8 | 077353-01-000 | EA | SHROUD-INSTRUMENT CLUSTER, 20" X 5.1" - PLASTIC - BLACK FROM: 00-00-00 THRU: 07-01-90 |
| 8 | 077353-09-000 | EA | SHROUD-INSTRUMENT CLUSTER, 20" X 5.1" - PLASTIC - BLACK (W/GENERATOR) FROM: 00-00-00 THRU: 07-01-90 |

| KEY | PART NUMBER | U/M | DESCRIPTION |
|-----|---------------|-----|--|
| | 097372-06-01A | EA | SWTCH-BLANK, 1.25" X .6" |
| | 096241-03-000 | EA | SWTCH-BLANK, 1.7" X .95" |
| | 079364-01-000 | EA | SWTCH-ON/OFF, ROCKER - BROWN |
| | 063912-02-000 | EA | RELAY-CANISTER, SPDT - W/RESISTOR |
| | 086273-01-000 | EA | RELAY-BATTERY DISCONNECT |
| | 086298-01-000 | EA | WIRE ASM - BATTERY DISCONNECT, RED |
| | 086298-02-000 | EA | WIRE ASM - BATTERY DISCONNECT, GREEN |
| | 086272-02-000 | EA | SWTCH-ROCKER, DPDT - 3 POSITION |
| | 081087-01-000 | EA | LIGHT ASM - INDICATOR, JENSEN |
| | 076788-01-000 | EA | SOCKET-MINI BAYONET LAMP |
| | 076788-02-000 | EA | CYLINDER-CARDBOARD, LAMP |
| | 076788-03-000 | EA | LAMP PLATE ASM. |
| | 076788-04-000 | EA | LAMP PLATE ASM. - TURN SIGNAL |
| | 087201-01-000 | EA | LIGHT-HALF ROUND, 1" X 1.7" - BLACK PLASTIC |
| | 088476-01-000 | EA | SOCKET-CONNECTOR |
| | 077031-01-000 | EA | FILM-BLACK, 1" X 1.75" |
| | 077031-02-000 | EA | FILM-AMBER, 1" X 1.75" |
| | 024990-03-000 | EA | OUTLET-DEFROSTER, W/SWIVEL - 2" - GRAY PLASTIC |
| | 090979-01-000 | EA | PLUG-INSTRUMENT PANEL |
| | 081914-01-000 | EA | BUMPER-RUBBER, ROUND - .43" DIA - BLACK |
| | 086285-01-000 | EA | SPACER-NYLON, .5" OD X .257" ID |
| | 079382-01-000 | EA | SCREW-SOCKET, 8-18 X 1" - BLACK |
| | 079383-03-000 | EA | SCREW-SF/DR, 8-20 X 1" PL WASHER - BEIGE |

**1991 ITASCA
TABLE OF CONTENTS**

| | | |
|--------------------|------|------|
| INTRODUCTION | A-01 | A-02 |
| ABBREVIATIONS | | A-03 |
| ALPHABETICAL INDEX | A-04 | A-06 |
| ICN36RQ | A-07 | F-22 |
| IFN36RA | F-23 | L-04 |

1991 IFN36RA INDEX

| | | |
|-----------------------------------|------|------|
| FLOOR PLAN | F-23 | F-24 |
| ACCESSORIES | G-01 | G-14 |
| BATH | G-15 | G-20 |
| BEDROOM | G-21 | G-22 |
| CHASSIS | G-23 | H-07 |
| CURTAIN, CUSHION & PAD | H-08 | H-17 |
| DINETTE | H-18 | H-20 |
| DRIVERS | H-21 | I-02 |
| ELECTRICAL | I-03 | I-09 |
| EXTERIOR BODY | I-10 | I-16 |
| GALLEY | I-17 | I-24 |
| HEATING & A/C | J-01 | J-04 |
| INTERIOR FINISH | J-05 | J-08 |
| LABEL | J-09 | J-16 |
| L.P. | | J-17 |
| LOUNGE | J-18 | J-19 |
| SEALANTS & FASTENERS | J-20 | J-22 |
| WATER & SEWAGE | J-23 | K-04 |
| WINDOW, VENT AND EXTERIOR DOOR | K-05 | L-04 |

ELECTRICAL GROUP
ELECTRICAL CONVERSION OPTION L049

ELECTRICAL GROUP (CONTINUED)
ELECTRICAL CONVERSION OPTION L049

**1991 ITASCA
TABLE OF CONTENTS**

| | | |
|--------------------|------|------|
| INTRODUCTION | A-01 | A-02 |
| ABBREVIATIONS | | A-03 |
| ALPHABETICAL INDEX | A-04 | A-06 |
| ICN36RO | A-07 | F-22 |
| IFN35RA | F-23 | L-04 |

| KEY | PART NUMBER | U/M | DESCRIPTION |
|-----|---------------|-----|--|
| | 008054-01-000 | EA | CORD-POWER, 10/3 WIRE - 20 AMP - 25' |
| | 024924-02-000 | EA | RECEPTACLE-POWER CORD, W/PARTIAL PLATE |
| | 000G11-08-08B | EA | SCREW, 8-18 X 1/2 PPH ZN |
| | 000G11-10-16E | EA | SCREW, 10-16 X 1 - PPH ZN |
| | 000G67-10-12B | EA | SCREW, 10-12 X 3/4 - PPH ZN |
| | 008026-01-000 | FT | WIRE-12/2, ROMEX - W/GROUND |
| | 00P289-01-000 | EA | BOX-ELECTRIC, STEEL - 1/2" AND 3/4" KNOCKOUTS - 4" X 4" |
| | 00P289-02-000 | EA | BOX-ELECTRICAL, 4" X 4" - 1/2" & 3/4" KNOCKOUTS - (CANADIAN) |
| | 008311-01-000 | EA | CONNECTOR-WIRE NUT, INSULATED - RED |
| | 008314-01-000 | EA | CONNECTOR-WIRE NUT, INSULATED - GRAY |
| | 008328-01-000 | EA | TERMINAL-RING, 12/10 WIRE - #10 STUD FIT |
| | 008331-01-000 | EA | TERMINAL-RING, TONGUE - #4 WIRE - 3/8" STUD - COPPER |
| | 008355-01-000 | EA | CONNECTOR-CABLE CLAMPING, 3/4" |
| | 008356-01-000 | EA | CONNECTOR-PLASTIC, 3/8" AVG |
| | 041953-01-000 | FT | CONDUIT-CONVOLUTE SLIT, 50' ID |
| | 073937-03-000 | EA | SWITCH-ROTARY SELECTOR, 3 DECK - A/C - CA20-USA892 |
| | 073937-01-700 | EA | KNOB-ROTARY SWITCH-A/C SELECTOR |
| | 074890-01-000 | EA | BOX-EXTENSION, STEEL - OPEN SIDES - 4" X 4" X 1 1/2" |
| | 008294-01-000 | EA | COVER-ELECTRICAL BOX, STEEL/BLANK - 4" X 4" - GRAY |
| | 069239-01-000 | EA | COVER-ELECTRICAL BOX, W/HOLE - 4" X 4" - GRAY |
| | 074997-01-000 | EA | COVER-PLATE, MODIFIED |
| | 091213-01-000 | EA | BOX-CIRCUIT BREAKER- W/KNOCKOUTS - 5 3" X 11 8" X 2 5" |
| | 092615-01-000 | EA | CONVERTER-40 AMP, W/CHARGER - B-W 32400P |
| | 094909-01-000 | EA | LOAD CENTER-240 VOLT, 125 AMP |
| | 094810-01-000 | EA | CIRCUIT BREAKER-DOUBLE 30 AMP, GE THQL2130 |
| | 094811-01-000 | EA | CIRCUIT BREAKER-DOUBLE 20 AMP, GE THQL2120 |

INVERTER OPTION L49F

| KEY | PART NUMBER | U/M | DESCRIPTION |
|-----|---------------|-----|-------------------|
| | 099048-01-000 | EA | INVERTER-100 WATT |

FOG LAMPS OPTION L57M

| KEY | PART NUMBER | U/M | DESCRIPTION |
|-----|---------------|-----|---|
| | 000G39-09-12B | EA | SCREW-SF/DR. 8-18 X 3/4 PPH ZN |
| | 077031-02-000 | EA | FILM-AMBER, 1" X 1.75" |
| | 088747-02-000 | EA | LAMP-FOG, CLEAR LENS - PER-LUX |
| | 088747-03-000 | EA | LAMP-FOG, CLEAR LENS - PER-LUX - 550 SERIES |
| | | | FROM: 00-00-00 THRU: 09-23-90 |
| | | | FROM: 09-24-90 THRU: 99-99-99 |
| | 088747-01-700 | EA | COVER-FOG LIGHT |
| | 093159-01-000 | EA | BRACKET-LAMP, FOG - PASSENGER SIDE |
| | | | FROM: 00-00-00 THRU: 09-23-90 |
| | 093159-02-000 | EA | BRACKET-LAMP, FOG - DRIVER SIDE |
| | | | FROM: 00-00-00 THRU: 09-23-90 |
| | 097372-01-01A | EA | SWITCH-ON/OFF, SPST |
| | 063912-02-000 | EA | RELAY-CANISTER, SPDT - BOSCH 0332204101 |

SPOTLIGHT OPTION L63E

| KEY | PART NUMBER | U/M | DESCRIPTION |
|-----|---------------|-----|---|
| | 051057-02-000 | EA | SEARCHLIGHT-POWER DRIVEN, SPARTON |
| | 050157-01-703 | EA | SWITCH-TOGGLE, ON/OFF - A510003-01 |
| | 051057-01-704 | EA | SWITCH-MICRO - B510001-01 |
| | 051057-01-705 | EA | BULB-SEARCHLIGHT - C-8491 |
| | 051057-01-706 | EA | BASE-SEARCHLIGHT, W/GEAR ASM. - B-13052 |
| | 051057-03-000 | EA | SWITCH-SEARCHLIGHT, W/HOUSING |

| KEY | PART NUMBER | U/M | DESCRIPTION |
|-----|---------------|-----|---|
| | 091937-04-000 | EA | LIGHT-FLUORESCENT, 12 V - RECESSED - THIN LITE |
| | 091937-05-700 | EA | BULB-FLUORESCENT LIGHT, 12V |
| | 078424-02-000 | EA | LIGHT-FLUORESCENT, 12V DC - 18" - ALMOND |
| | 078424-02-701 | EA | LENS-LIGHT, FLUORESCENT - 18" |
| | 078424-02-700 | EA | BULB-LIGHT, FLUORESCENT - 18" |
| | 078424-02-701 | EA | LENS-LIGHT, FLUORESCENT - 18" |
| | 082169-01-000 | EA | LIGHT-MAKE-UP, 5 BULB - BRASS - JENSEN |
| | 081633-01-700 | EA | BULB-MAKE UP LIGHT, JENSEN |
| | 098024-01-01A | EA | LIGHT-DOME, 1 BULB - IVORY |
| | 098024-03-01A | EA | LIGHT-DOME, 2 BULB - IVORY |
| | 098024-01-700 | EA | LENS-DOME LIGHT |
| | 008218-01-000 | EA | BULB-DOME LIGHT, 12V - NUMBER 1141 |
| | 087094-01-000 | EA | LIGHT-WARDROBE/CLOSET, W/SWITCH |
| | 087694-01-700 | EA | BULB-WARDROBE/CLOSET LIGHT |
| | 061424-01-000 | EA | LIGHT-AISLE, 12V - RECTANGULAR |
| | 008103-01-000 | EA | BULB-AISLE LIGHT, NUMBER 53 - 12 V - 12 AMP |
| | 094488-04-000 | EA | LIGHT-FLEX, 18" - CLEAR |
| | 055201-08-000 | EA | SHADE-LAMP, V: GOLD TRIM - PARCHMENT |
| | 065202-14-000 | EA | LAMP-WALL, W/O SHADE - BRASS |
| | 067479-01-000 | EA | BULB-12V, NUMBER 1076 - WALL LAMP |
| | 065202-14-700 | EA | FINIAL-WALL LAMP, BRASS |
| | 090350-05-000 | EA | LIGHT-READING, DOUBLE - BLACK |
| | 035196-01-000 | EA | BULB-READING LIGHT, 12V - #194 - 27 AMP - BAYONETTE |

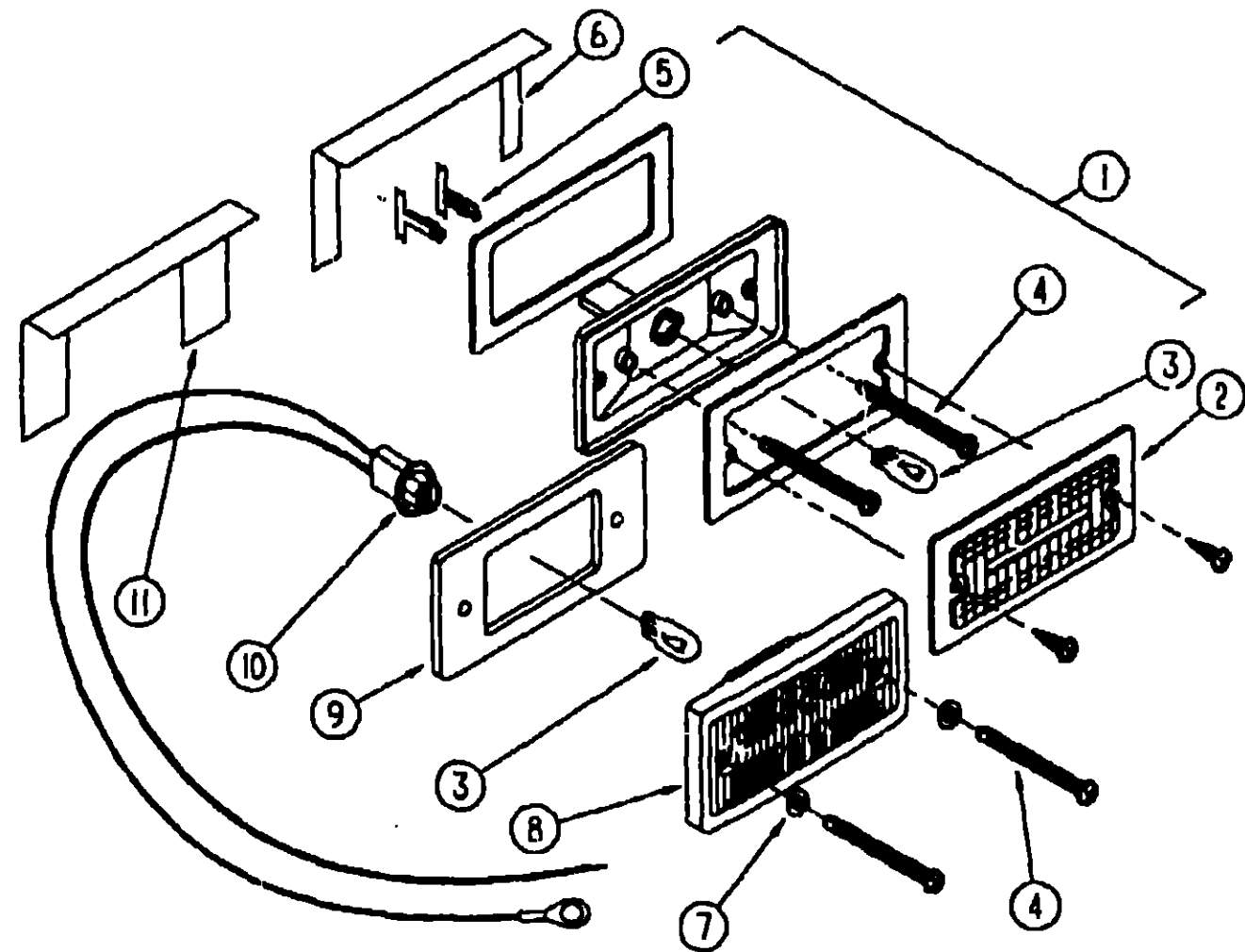
SWITCHES, PLATES & RECEPTACLES

| KEY | PART NUMBER | U/M | DESCRIPTION |
|-----|---------------|-----|---|
| | 098351-02-01A | EA | PLATE-SWITCH, 2 GANG - POLISHED BRASS |
| | 079364-01-000 | EA | SWITCH-ON/OFF ROCKER, 2 PRONG - BROWN |
| | 079364-02-000 | EA | SWITCH-ON/OFF ROCKER, BROWN |
| | 079364-03-000 | EA | SWITCH-ON/OFF ROCKER, BLACK |
| | 079364-06-000 | EA | SWITCH-MOMENTARY, ON/MOM/OFF |
| | 084076-01-000 | EA | RECEPTACLE-GFI, 15A - 125V - IVORY |
| | 084076-02-000 | EA | RECEPTACLE-GFI, 15A - 125V - BROWN |
| | 084077-01-000 | EA | PLATE-COVER, RECEPTACLE - GFI - IVORY |
| | 084077-02-000 | EA | PLATE-COVER, RECEPTACLE - GFI - BROWN |
| | 058708-01-000 | EA | RECEPTACLE-DOUBLE ELECTRIC, BROWN |
| | 058708-02-000 | EA | RECEPTACLE-DOUBLE ELECTRIC, IVORY |
| | 102558-01-B32 | EA | SPACER-RECEPTACLE, WOOD |
| | | | FROM 08-02-90 THRU 99-99-99 |
| | 093132-01-000 | EA | SWITCH-TELESCOPING PEDESTAL |
| | 094086-01-01A | EA | PLATE-TELESCOPING PEDESTAL SWITCH - SINGLE GANG - BLACK |
| | 100312-01-000 | EA | SWITCH-DOOR JAMB, ELECTRIC ENTRY STEP |
| | 098351-03-01A | EA | PLATE-SWITCH, 3 GANG - POLISHED BRASS |
| | 058707-01-000 | EA | RECEPTACLE-ELECTRIC, SINGLE - BROWN |
| | 098351-01-01A | EA | PLATE-SWITCH, 1 GANG - POLISHED BRASS |
| | 095188-02-01A | EA | SPACER-SWITCH, DARK BROWN |
| | 074979-01-000 | EA | SHIELD-SWITCH, BACK - MOLDED PLASTIC - 8" X 9" - BEIGE |
| | 075736-01-000 | EA | COVER-EXTERIOR RECEPTACLE, GRAY |
| | 098351-04-01A | EA | PLATE-SWITCH, GENERATOR - POLISHED BRASS |
| | 073937-03-000 | EA | SWITCH-ROTARY SELECTOR, 3 DECK - A/C - CA20-USA592 |
| | 073937-01-700 | EA | KNOB-ROTARY SWITCH, A/C SELECTOR - 145749 |

1991 IFN36RA INDEX

| | | |
|------------------------|------|------|
| FLOOR PLAN | F-23 | F-24 |
| ACCESSORIES | G-01 | G-14 |
| BATH | G-15 | G-20 |
| BEDROOM | G-21 | G-22 |
| CHASSIS | G-23 | H-07 |
| CURTAIN, CUSHION & PAD | H-05 | H-17 |
| DINETTE | H-18 | H-20 |
| DRIVERS | H-21 | I-02 |
| ELECTRICAL | I-03 | I-09 |
| EXTERIOR BODY | I-10 | I-16 |
| GALLEY | I-17 | I-24 |
| HEATING & A/C | J-01 | J-04 |
| INTERIOR FINISH | J-05 | J-08 |
| LABEL | J-09 | J-16 |
| LP | | J-17 |
| LOUNGE | J-18 | J-19 |
| SEALANTS & FASTENERS | J-20 | J-22 |
| WATER & SEWAGE | J-23 | K-04 |
| WINDOW, VENT AND | | |
| EXTERIOR DOOR | K-05 | L-04 |

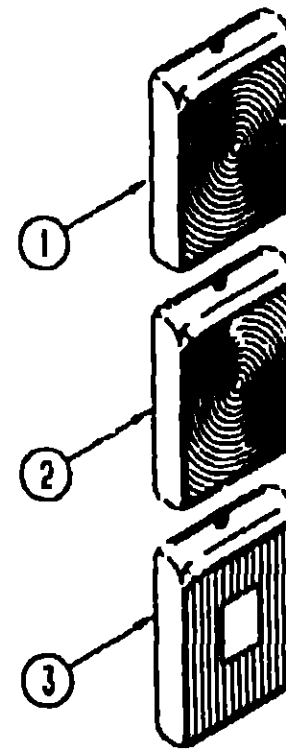
ELECTRICAL GROUP (CONTINUED)



EXTERIOR LIGHTS

| KEY | PART NUMBER | U/M | DESCRIPTION |
|-----|---------------|-----|--|
| 1 | 081250-01-000 | EA | LIGHT-FRONT CLEARANCE, AMBER - LENS AND BASE ONLY FROM: 00-00-00 THRU: 09-09-90 |
| 1 | 081250-02-000 | EA | LIGHT-REAR CLEARANCE, RED - LENS AND BASE ONLY FROM: 00-00-00 THRU: 04-07-91 |
| 2 | 081250-01-700 | EA | LENS ONLY, AMBER |
| 2 | 081250-02-700 | EA | LENS ONLY, RED |
| 3 | 036196-01-000 | EA | BULB-12V - #194 - .27AMP |
| 4 | 000G39-08-24B | EA | SCREW, SELF DRIVING |
| | 077955-01-000 | EA | J CLIP-VINYL COATED, 3/8" USED IN WIRING TO CLEARANCE LIGHTS |
| 5 | 079378-01-000 | EA | TERMINAL-WEDGE BASE, 18 AWG NEEDED TO ATTACH SIDEMARKER AND CLEARANCE LIGHTS |
| 6 | 081437-01-000 | EA | BRACKET-CLEARANCE LIGHT, L SHAPED METAL |
| 7 | 102540-01-000 | EA | SEAL-SCREW, CLEARANCE LIGHT |
| 8 | 102520-01-000 | EA | LIGHT-CLEARANCE, W/O SOCKET CONNECTION - AMBER FROM: 09-10-90 THRU: 99-99-99 |
| 8 | 102520-02-000 | EA | LIGHT-CLEARANCE, W/O SOCKET CONNECTION - RED FROM: 04-07-91 THRU: 99-99-99 |
| 9 | 102541-01-000 | EA | GASKET-CLEARANCE LIGHT |
| 10 | 067789-02-000 | EA | SOCKET ASM.-CAB MARKER |
| 11 | 102582-01-000 | EA | BRACKET-CLEARANCE LIGHT |

ELECTRICAL GROUP (CONTINUED)



EXTERIOR LIGHTS CONT'D

| KEY | PART NUMBER | U/M | DESCRIPTION |
|-----|---------------|-----|--|
| 1 | 089291-01-000 | EA | LIGHT-TURN, W/RED LENS - LENS NA SEPERATELY |
| | 037935-01-000 | EA | BULB-# 1157 - 12 V - 2.1 AMP |
| 2 | 089292-01-000 | EA | LIGHT- TURN, W/AMBER LENS - LENS NA SEPERATELY |
| | 037935-01-000 | EA | BULB- #1157 - 12 V - 2.1 AMP |
| 3 | 089290-01-000 | EA | LIGHT-BACKUP, W/RED & CLEAR LENS - LENS NA SEPERATELY |
| | 037934-01-000 | EA | BULB-12V, # 1156 2.1 AMP |
| | 097917-01-01A | EA | LIGHT-PORCH, OFF WHITE - U.S. |
| | 097917-01-700 | EA | LENS-LIGHT, PORC; |
| | 008089-02-000 | EA | LIGHT-PORCH, RECESSED - CANADIAN |
| | 008089-01-700 | EA | LENS-LIGHT, RECESSED - PORCH |
| | 042405-01-000 | EA | LENS-CLEARANCE/SIDEMARKER LIGHT, W/REFLEX - RED |
| | 042405-03-000 | EA | BASE-CLEARANCE/SIDEMARKER LIGHT - RECTANGULAR |
| | 042405-02-000 | EA | LENS-CLEARANCE/SIDEMARKER LIGHT - FRONT - W/REFLEX - AMBER |
| | 008213-01-000 | EA | BULB-12 V, NO. 57 - .24 AMP (CLEARANCE LIGHTS) |
| | 091983-01-000 | EA | GASKET-SIDE MARKER LIGHT |
| | 089362-01-000 | EA | LIGHT-SIDEMARKER, AMBER LENS & BASE - W/O BULB |
| | 067789-03-000 | EA | SOCKET-LIGHT, W/3" BROWN/WHITE LEAD |
| | 008103-01-000 | EA | BULB-DASH/AISLE LIGHT, #53 - 12 V - .2 AMP |
| | 007309-01-000 | EA | LIGHT-LICENSE PLATE, ROUND - 12V |
| | 087201-01-000 | EA | LIGHT-DUMP VALVE |

HEADLIGHTS AND PARK LIGHTS

| KEY | PART NUMBER | U/M | DESCRIPTION |
|-----|---------------|-----|---|
| | 049185-01-000 | EA | HEADLAMP CAPSULE-PASSENGER, HIGH/LOW BEAM - RECTANGULAR |
| | 049186-01-000 | EA | HEADLAMP CAPSULE-DRIVER, HIGH/LOW BEAM - RECTANGULAR |
| | 049187-01-000 | EA | HEADLAMP CAPSULE-PASSENGER, HIGH BEAM - RECTANGULAR |
| | 049188-01-000 | EA | HEADLAMP CAPSULE-DRIVER, HIGH BEAM - RECTANGULAR |
| | 050030-02-000 | EA | HOUSING-HEADLAMP WIRING, HIGH BEAM |
| | 063749-01-000 | EA | HOUSING-HEADLAMP WIRING, LOW BEAM |
| | 084901-01-000 | EA | LAMP-PARK/TURN, GM # 916558 (BULB # MP6205.) |
| | 076345-01-000 | EA | LENS-PARK/TURN, 2.7" X 8" - AMBER |
| | 076345-02-000 | EA | SOCKET-PARK/TURN LAMP |

**1991 ITASCA
TABLE OF CONTENTS**

| | | |
|--------------------|--------|------|
| INTRODUCTION | A-01 - | A-02 |
| ABBREVIATIONS | | A-03 |
| ALPHABETICAL INDEX | A-04 - | A-06 |
| ICN36RQ | A-07 - | F-22 |
| IFN36RA | F-23 - | L-04 |

1991 IFN36RA INDEX

| | | |
|-----------------------------------|--------|------|
| FLOOR PLAN | F-23 - | F-24 |
| ACCESSORIES | G-01 - | G-14 |
| BATH | G-15 - | G-20 |
| BEDROOM | G-21 - | G-22 |
| CHASSIS | G-23 - | H-07 |
| CURTAIN, CUSHION & PAD | H-08 - | H-17 |
| DINETTE | H-18 - | H-20 |
| DRIVERS | H-21 - | I-02 |
| ELECTRICAL | I-03 - | I-09 |
| EXTERIOR BODY | I-10 - | I-16 |
| GALLEY | I-17 - | I-24 |
| HEATING & A/C | J-01 - | J-04 |
| INTERIOR FINISH | J-05 - | J-08 |
| LABEL | J-09 - | J-16 |
| LP | | J-17 |
| LOUNGE | J-18 - | J-19 |
| SEALANTS & FASTENERS | J-20 - | J-22 |
| WATER & SEWAGE | J-23 - | K-04 |
| WINDOW, VENT AND EXTERIOR DOOR | K-05 - | L-04 |

ELECTRICAL GROUP (CONTINUED)
STANDARD COMPONENTS

| KEY | PART NUMBER | U/M | DESCRIPTION |
|-----|---------------|-----|---|
| | 041953-06-000 | FT | CONDUIT-CONVOLUTE, SLIT 3/8" |
| | 024455-04-000 | EA | GAUGE-VOLTMETER |
| | 007940-01-000 | EA | RECEPTACLE-SLIDE, 15 TO 12 AWG |
| | 047443-02-000 | EA | TERMINAL- 250 RECEPTACLE FIT, INSULATED - 12/10 AWG |
| | 088474-01-000 | EA | HOUSING-SOCKET |
| | 088476-02-000 | EA | SOCKET-CONNECTOR 12-10 GA |
| | 000D39-04-00B | EA | NUT-HEX, SER FLG LK 1/4" - 20 ZN |
| | 000D39-05-00B | EA | NUT-HEX, SER FLG LK 5/16" - 18 ZN |
| | 090604-04-000 | EA | TRAY-BATTERY |
| | 098527-01-000 | EA | DOOR-CIRCUIT BREAKERS - 14 5" X 10 7" - BLACK METAL |
| | 098527-02-000 | EA | DOOR-FUSES - 14 5" X 9 25" - BLACK METAL |
| | 098196-01-000 | EA | LATCH-1/4 TURN, T-BAR |
| | 093674-01-000 | EA | PLATE-CIRCUIT BREAKER, HOUSE |
| | 092549-01-000 | EA | PLATE-FUSE BOX, L - SHAPED - 7 9" X 11 2" - BLACK METAL |
| | 092547-01-000 | EA | LABEL-CIRCUIT BREAKER |
| | 067762-01-000 | EA | CONVERTER-40 AMP, W/CHARGER - TRIAD TU-740-2 |
| | 007942-01-000 | EA | TAB-WIRE, 18 TO 14 AWG |
| | 007949-01-000 | EA | TAB-HOUSING, 1 POSITION |
| | 041953-09-000 | FT | CONDUIT-CONVOLUTED, SLIT 50" ID |
| | 008326-01-000 | EA | TERMINAL-RING, 16/14 WIRE - 3/8" STUD |
| | 088474-09-000 | EA | HOUSING-SOCKET |
| | 088476-01-000 | EA | SOCKET-CONNECTOR |
| | 008348-01-000 | EA | TERMINAL-RING, 3/8" STUD - #2 WIRE |
| | 083610-01-000 | EA | CLAMP-WIRE, DUAL - UNEQUAL 5/8" AND 1 1/4" DIAMETERS |
| | 008001-01-000 | FT | WIRE-10AWG, STRAND - WHITE |
| | 047443-01-000 | EA | TERMINAL- 250 RECEPTACLE FIT, INSULATED - 16/14 AWG |
| | 088473-05-000 | EA | PIN-HOUSING, 6 POSITION (SINGLE ROW) |
| | 088473-06-000 | EA | PIN-HOUSING, 6 POSITION (TWO ROWS OF THREE) |
| | 088473-08-000 | EA | PIN-HOUSING, 4 POSITION |
| | 088473-09-000 | EA | PIN-HOUSING, 3 POSITION (SINGLE ROW) |
| | 088474-02-000 | EA | SOCKET-HOUSING, 15 POSITION (3 ROWS OF 5) |
| | 035416-04-000 | EA | TERMINAL-RING #10 STUD FIT, INSULATED BARREL #16/14 |
| | 053912-02-000 | EA | RELAY-CANISTER, SPDT W/RESIST |
| | 073328-F2-000 | EA | CABLE-8 GA, BLACK |
| | 008037-01-000 | FT | CABLE-BATTERY, 1AWG - STRANDED - BLACK |
| | 082742-01-000 | EA | CONNECTOR BODY-3 CNCT FEMALE |
| | 085318-01-000 | EA | SCREW-8-08BX1/2, CRIMPTITE HD |
| | 086273-01-000 | EA | RELAY-BATTERY DISCONNECT |
| | 086273-01-700 | EA | TERMINAL WIRE ASM |
| | 086298-01-000 | EA | WIRE-BATTERY DISCONNECT, RED |
| | 086298-02-000 | EA | WIRE-BATTERY DISCONNECT, GREEN |
| | 008326-01-000 | EA | TERMINAL-RING, 16/14 WIRE - 3/8" STUD |
| | 092786-01-000 | EA | BUSS BAR-2 1" LONG |
| | 092786-02-000 | EA | BUSS BAR-3 3" LONG |
| | 092786-03-000 | EA | BUSS BAR-6 9" LONG |
| | 008331-01-000 | EA | TERMINAL-RING, TONGUE - #4 WIRE - 3/8" STUD - COPPER |
| | 063910-01-000 | EA | HOUSING-RELAY |
| | 088473-01-000 | EA | PIN-HOUSING, 4 ROWS OF 3 |
| | 101571-01-000 | EA | HOUSING-2 POSITION, MALE |
| | 088473-03-000 | EA | PIN-HOUSING, 9-POSITION |
| | 088473-02-000 | EA | PIN-HOUSING, 15 POSITION |
| | 077955-01-000 | EA | J CLIP-VINYL COATED, 3/8" |
| | 079378-01-000 | EA | TERMINAL-WEDGE BASE, 18 AWG |
| | 057789-02-000 | EA | SOCKET-LAMP |
| | 058928-01-000 | EA | CONNECTOR-ELECTRICAL PIGTAIL, NYLON - CLEAR |
| | 064398-01-000 | EA | HOUSING-TRAILER, RECEPTACLE |
| | 064450-01-000 | EA | HOUSING-TRAILER, PLUG |
| | 079378-01-000 | EA | TERMINAL-WEDGE BASE, 18 AWG |
| | 097744-02-000 | EA | HOUSING-TRAILER PIN, 48" |
| | 097745-01-000 | EA | HOUSING CAP-TRAILER PIN |
| | 008025-01-000 | FT | WIRE-12/2, ROMEX - W/GROUND |
| | 041953-05-000 | FT | CONDUIT-CONVOLUTED SOLID, 62" ID |
| | 074017-02-000 | EA | HOUSING-5 POSITION, RIGHT ANGLED |
| | 077000-01-000 | EA | SOCKET ASM-W/8" PIGTAIL LEADS |

ELECTRICAL GROUP (CONTINUED)
STANDARD COMPONENTS CONT'D

| KEY | PART NUMBER | U/M | DESCRIPTION |
|-----|---------------|-----|---|
| | 041953-01-000 | FT | CONDUIT-CONVOLUTED SLIT, 1/2" ID |
| | 041953-03-000 | FT | CONDUIT-CONVOLUTED SLIT, 1" ID (CLOTHES ROD COVER) |
| | 041953-07-000 | FT | CONDUIT-CONVOLUTED SLIT, 25" ID |
| | 058781-01-000 | EA | DIODE-60A/100 VOLT - MOTOROLA, NO MR751 |
| | 062036-02-000 | EA | TERMINAL-PACK-CON, 16/14 AWG |
| | 062037-01-000 | EA | HOUSING-AUTO FUSE, NATURAL |
| | 062037-02-000 | EA | HOUSING-AUTO FUSE, GREEN |
| | 062037-03-000 | EA | HOUSING-AUTO FUSE, BLACK |
| | 062037-04-000 | EA | HOUSING-AUTO FUSE, BLUE |
| | 062037-05-000 | EA | HOUSING-AUTO FUSE, GRAY |
| | 062037-06-000 | EA | HOUSING-AUTO FUSE, BROWN |
| | 082740-01-000 | EA | CONNECTOR-PLASTIC BODY, FOR 2 MALE SPADES |
| | 088474-08-000 | EA | SOCKET-HOUSING, 4 POSITION (SINGLE ROW) |
| | 007093-01-000 | EA | FLASHER-SIGNAL STAT |
| | 008188-01-000 | EA | SOLENOID-3 POST, BATTERY CHANGE OVER |
| | 008343-01-000 | EA | TIE-WIRE, 6" |
| | 008343-02-000 | EA | TIE-WIRE, 14" |
| | 088473-02-000 | EA | HOUSING-PIN, 15 POSITION |
| | 088473-10-000 | EA | PIN-HOUSING, 2 POSITION |
| | 088474-03-000 | EA | HOUSING-SOCKET, 9-POSITION |
| | 088476-02-000 | EA | SOCKET-CONNECTOR 12-10 GA |
| | 000C26-04-10B | EA | BOLT-HEX, SER FLG - 1/4-20 X 5/8 ZINC |
| | 085233-01-000 | EA | STUD-ISOLATED, 3/8" X 7/8" LONG |
| | 008328-01-000 | EA | TERMINAL-RING, 12/10 WIRE - #10 STUD FIT |
| | 008355-01-000 | EA | CONNECTOR-CABLE CLAMPING, 3/4" |
| | 008356-01-000 | EA | CONNECTOR-PLASTIC, 3/8" AVG |
| | 074890-01-000 | EA | BOX-EXTENSION, STEEL - OPEN SIDES - 4" X 4" X 1 1/2" |
| | 074897-01-000 | EA | COVER-ELECTRIC BOX, 1 LARGE & 2 SMALL HOLES - 4" X 4" |
| | 088474-06-000 | EA | SOCKET-HOUSING, 6 POSITION (2 ROWS OF THREE) |
| | 091213-01-000 | EA | BOX-CIRCUIT BREAKER- W/KNOCKOUTS - 5 3" X 11 8" X 2 5" |
| | 088474-07-000 | EA | HOUSING-SOCKET |
| | 088475-01-000 | EA | PIN-CONNECTOR |
| | 088475-02-000 | EA | PIN-CONNECTOR |
| | 008294-01-000 | EA | COVER-ELECTRICAL BOX, STEEL/BLANK - 4" X 4" - GRAY |
| | 008311-01-000 | EA | CONNECTOR-WIRE NUT, INSULATED - RED |
| | 080015-02-000 | EA | RECEPTACLE-FLAG, .185 - 16/14 GA - AMP 3 |
| | 041953-11-000 | FT | CONDUIT-CONVOLUTED, SLIT- 1 06" ID |
| | 000G11-08-08B | EA | SCREW, 8-18 X 1/2 PPH ZN |
| | 008288-01-000 | EA | BOX-PLASTIC ELECTRIC, 3" X 3 1/2" |
| | 008288-02-000 | EA | BOX-ELECTRIC, PLASTIC - 3.94" X 3 13" X 1 81" |
| | 008314-01-000 | EA | CONNECTOR-WIRE NUT, INSULATED - GRAY |
| | 058049-01-000 | EA | BOX-ELECTRIC SWITCH, 2" X 3" X 2 25" |
| | 090971-01-000 | EA | SPLICE-CABLE, 110V |
| | 090971-02-000 | EA | SPLICE-CABLE, 110V - TAP |
| | 031965-01-000 | EA | TAB-HOUSING, 2 POSITION |
| | 031968-01-000 | EA | PLUG-CONTACT, BRASS |
| | 077920-02-000 | EA | WIRE ASM-BEVERAGE TRAY |
| | 077479-01-000 | EA | BOOT-BATTERY TERM, DBL CABLE |
| | 077479-02-000 | EA | BOOT-BATTERY TERMINAL, SINGLE CABLE |
| | 077510-01-000 | EA | LABEL-GENERATOR PREP |
| | 008054-02-000 | EA | CORD-POWER, 10-3 - 30AMP - 33' |
| | 008289-01-000 | EA | BOX-ELECTRIC, STEEL - 1/2" AND 3/4" KNOCKOUTS - 4" X 4" |
| | 080734-02-000 | EA | CLIP-WIRE, NYLON |
| | 093144-01-000 | EA | CONDUIT-WIRE, GM# 15592046 |

1991 ITASCA
TABLE OF CONTENTS

| | | |
|--------------------|--------|------|
| INTRODUCTION | A-01 - | A-02 |
| ABBREVIATIONS | | A-03 |
| ALPHABETICAL INDEX | A-04 - | A-05 |
| IGN36RQ | A-07 - | F-22 |
| IFN36RA | F-23 - | L-04 |

1991 IFN36RA INDEX

| | | |
|------------------------|--------|------|
| FLOOR PLAN | F-23 - | F-24 |
| ACCESSORIES | G-01 - | G-14 |
| BATH | G-15 - | G-20 |
| BEDROOM | G-21 - | G-22 |
| CHASSIS | G-23 - | H-07 |
| CURTAIN, CUSHION & PAD | H-08 - | H-17 |
| DINETTE | H-18 - | H-20 |
| DRIVERS | H-21 - | I-02 |
| ELECTRICAL | I-03 - | I-09 |
| EXTERIOR BODY | I-10 - | I-16 |
| GALLEY | I-17 - | I-24 |
| HEATING & A/C | J-01 - | J-04 |
| INTERIOR FINISH | J-05 - | J-08 |
| LABEL | J-09 - | J-16 |
| LP | | J-17 |
| LOUNGE | J-18 - | J-19 |
| SEALANTS & FASTENERS | J-20 - | J-22 |
| WATER & SEWAGE | J-23 - | K-04 |
| WINDOW, VENT AND | | |
| EXTERIOR DOOR | K-05 - | L-04 |

ELECTRICAL GROUP (CONTINUED)
CIRCUIT BREAKERS & FUSES

| KEY | PART NUMBER | U/M | DESCRIPTION |
|-----|---------------|-----|---|
| | 093654-01-000 | EA | CIRCUIT BREAKER-6 AMP, HOUSE CONTROL PANEL |
| | 093654-02-000 | EA | CIRCUIT BREAKER-15 AMP |
| | 093654-03-000 | EA | CIRCUIT BREAKER-20 AMP, HOUSE CONTROL PANEL |
| | 093655-01-000 | EA | CIRCUIT BREAKER-25 AMP |
| | 093655-02-000 | EA | CIRCUIT BREAKER-30 AMP, HOUSE CONTROL PANEL |
| | 093655-03-000 | EA | CIRCUIT BREAKER-40 AMP |
| | 083209-01-000 | EA | CIRCUIT BREAKER-15AMP, 120V |
| | 083209-02-000 | EA | CIRCUIT BREAKER-15/15AMP, 120V |
| | 083209-03-000 | EA | CIRCUIT BREAKER-15/20AMP, 120V - BW - 0-15/20 |
| | 083209-04-000 | EA | CIRCUIT BREAKER-30AMP, 120V |
| | 083209-05-000 | EA | CIRCUIT BREAKER-20A, 120V - BW J-20 |
| | 083209-06-000 | EA | CIRCUIT BREAKER-30/15 AMP, 120V - BW D-30/15 |
| | 083209-07-000 | EA | CIRCUIT BREAKER-20/20AMP, 120V |
| | 083209-08-000 | EA | CIRCUIT BREAKER-BLANK |
| | 008211-01-000 | EA | BREAKER-CIRCUIT, 12V - 6 AMP |
| | 008258-01-000 | EA | BREAKER-CIRCUIT, W/MOUNT - 12V - 30 AMP |
| | 097611-01-000 | EA | CIRCUIT BREAKER-6AMP,ATC - BLACK |
| | 062901-02-000 | EA | FUSE-5 AMPS, AUTOMOTIVE |
| | 062901-05-000 | EA | FUSE-15 AMPS, AUTOMOTIVE |

EXTERIOR BODY GROUP
SKINS AND PANELS AND STYROFOAM

| KEY | PART NUMBER | U/M | DESCRIPTION |
|-----|---------------|-----|---|
| | 076054-03-001 | EA | SHEET-FIBERGLASS, 4' X 8' - OFF WHITE - FILON |
| | 076054-03-004 | EA | SHEET-FIBERGLASS, 2' X 32' - BEIGE - FILON |
| | 076054-03-002 | EA | SHEET-FIBERGLASS, 5' X 32' - BEIGE - FILON |
| | 001054-01-011 | EA | ALUMINUM-SHEET, 4' X 8' - FLAT - OFF WHITE |
| | 044487-01-001 | EA | ALUMINUM-SHEET, 019' X 96' X 360' - MILL FINISH |
| | 089297-01-000 | SF | PLYWOOD-LUAN, OVERLAY GRADE - 4' X 8' - INC OF 32 SF |
| | 093743-01-02A | SF | PLASTIC-ABS, 11 5' WIDE - OFF WHITE |
| | 083574-01-000 | SF | STYROFOAM, DOW TYPE SM - 1 5' X 24' X 85 25' - INC OF 14 SF |
| | 000868-01-000 | SF | STYROFOAM- 75' X 24' X 96' - INCREMENTS OF 16 SF |
| | 000870-03-000 | SF | STYROFOAM-1 34' X 48' X 96' - INCREMENTS OF 32 SF |
| | 000870-05-000 | SF | STYROFOAM- 5' X 24' X 96', INCREMENTS OF 16 SF |

ASSIST HANDLE

| KEY | PART NUMBER | U/M | DESCRIPTION |
|-----|---------------|-----|--|
| | 009126-02-000 | EA | HANDLE-ASSIST, ENTRY DOOR - BLACK |
| | 063886-12-000 | EA | HANDLE-ASSIST, DRIVER DOOR - METAL - OFF WHITE |

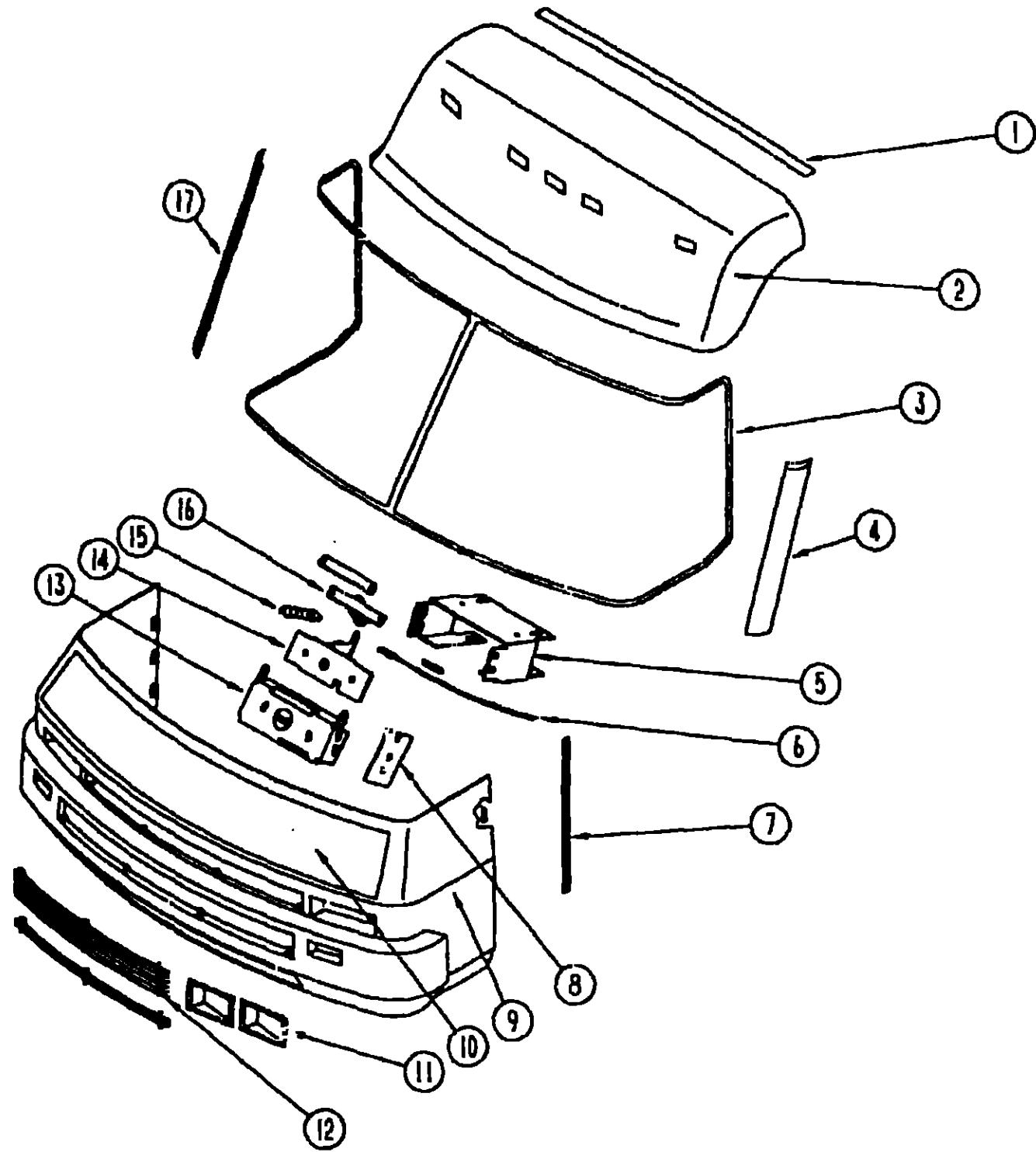
1991 ITASCA
TABLE OF CONTENTS

| | | |
|--------------------|------|------|
| INTRODUCTION | A-01 | A-02 |
| ABBREVIATIONS | | A-03 |
| ALPHABETICAL INDEX | A-04 | A-06 |
| ICN36RQ | A-07 | F-22 |
| IFN36RA | F-23 | L-04 |

1991 IFN36RA INDEX

| | | |
|------------------------|------|------|
| FLOOR PLAN | F-23 | F-24 |
| ACCESSORIES | G-01 | G-14 |
| BATH | G-15 | G-20 |
| BEDROOM | G-21 | G-22 |
| CHASSIS | G-23 | H-07 |
| CURTAIN, CUSHION & PAD | H-08 | H-17 |
| DINETTE | H-18 | H-20 |
| DRIVERS | H-21 | I-02 |
| ELECTRICAL | I-03 | I-09 |
| EXTERIOR BODY | I-10 | I-16 |
| GALLEY | I-17 | I-24 |
| HEATING & A/C | J-01 | J-04 |
| INTERIOR FINISH | J-05 | J-08 |
| LABEL | J-09 | J-16 |
| LP | | J-17 |
| LOUNGE | J-18 | J-19 |
| SEALANTS & FASTENERS | J-20 | J-22 |
| WATER & SEWAGE | J-23 | K-04 |
| WINDOW, VENT AND | | |
| EXTERIOR DOOR | K-05 | L-04 |

EXTERIOR BODY GROUP (CONTINUED)
FRONT END COMPONENTS



| KEY | PART NUMBER | U/M | DESCRIPTION |
|-----|---------------|-----|--|
| 1 | 083805-14-000 | EA | TRIM-ROOF TO FRONT CAP |
| 2 | M02959-07-AE6 | EA | CAP-ROOF, FRONT - W/LIGHTS |
| 3 | 091986-01-000 | EA | MOLDING-REVEAL, WINDSHIELD - SURROUNDS BOTH WINDSHIELDS |
| 4 | 091901-02-000 | EA | TRIM-A PILLAR, BETWEEN WINDSHIELD & VENT GLASS - BLACK |
| 5 | 073342-01-000 | EA | BRACKET ASM-STRIKER,HOOD (MOUNTS TO CROSSMEMBER) |
| | 092693-02-000 | EA | CROSSMEMBER-CENTER, U-CHANNEL STEEL - 2" X 44 6" |
| | 094758-01-000 | EA | SUPPORT-L ANGLE, FRONT - 1.25" X 31.7" LONG - STEEL |
| | 093350-02-000 | EA | BRACKET-HOOD BUMPER, LOWER - W/WELDNUT - 3 6" X 2 35" |
| 6 | 102087-01-000 | EA | CABLE ASM-HOOD RELEASE |
| | 010497-08-000 | EA | CLAMP-CLOSED, .125" |
| 7 | 096204-01-02A | EA | TRIM-SEAM, FRONT END TO SIDEWALLS - OFF WHITE |
| 8 | 102515-01-000 | EA | BRACKET-HOOD RELEASE CABLE |
| 9 | M01115-21-Y33 | EA | FRONT END-FIBERGLASS, BEIGE - W/O HOOD OR HINGES |
| 10 | M92678-01-Y33 | EA | PANEL-HOOD, W/BRACKETS ONLY - OFF WHITE |
| | 058833-01-000 | EA | BRACKET-PROP ROD |
| | 062628-01-000 | EA | CLIP-PROP ROD |
| | 094060-02-000 | EA | ROD ASM-PROP, HOOD - 28 4" |
| | 068927-01-000 | EA | GROMMET RUBBER - PROP ROD |
| | 093851-01-Y35 | EA | HINGE-HOOD, PASSENGER |
| | 093851-02-Y35 | EA | HINGE-HOOD, DRIVER |
| | 093227-01-01A | EA | HINGE-HOOD, LOWER SECTION ONLY - PASSENGER |
| | 093227-02-01A | EA | HINGE-HOOD, LOWER SECTION ONLY - DRIVER |
| | 077252-01-000 | EA | PIN-HINGE |
| | 086235-02-000 | EA | BEARING-SNAP IN, 3/16" ID X 3/16" |
| | 076696-01-000 | EA | BRACKET-HINGE MOUNTING, HOOD HINGE - 3.4" X 3.9" - METAL |
| | 076697-01-000 | EA | PLATE-TAPPING, 1.4" X 2.9" - METAL |
| | 076698-01-000 | EA | SHIM-HOOD HINGE |
| | 058766-01-000 | EA | BOLT-HOOD ADJUSTING |
| | 076772-01-000 | EA | CLIP-SPEED, TUBE TYPE |
| | 077049-01-000 | EA | NUT-ACORN, 10-32 ALUMINUM |
| | 093295-02-000 | EA | BRACKET-LATCH, HOOD |
| | 095094-01-000 | EA | NUT-ACORN, 1/4 - 20 ALUMINUM |
| 11 | 091839-02-01A | EA | BEZEL-HEADLAMP, DRIVER - BLACK |
| | 091839-01-01A | EA | BEZEL-HEADLAMP, PASSENGER - BLACK |
| 12 | 093004-01-Y33 | EA | GRILLE-5 BAR |
| | 093171-02-000 | EA | BRACKET-GRILLE, UPPER - 2" X 1.7" |
| 13 | 073336-02-000 | EA | BRACKET-MOUNTING, LATCH |
| 14 | R77007-51-429 | EA | LATCH ASM.-HOOD RELEASE |
| 15 | R77006-38-499 | EA | SPRING-CABLE,HOOD LATCH |
| 16 | R77007-01-950 | EA | STRIKER-LATCH, HOOD |
| | 073610-01-000 | EA | SPRING-STRIKER, LATCH - HOOD |
| 17 | 091901-01-000 | EA | TRIM-A PILLAR, BETWEEN WINDSHIELD & VENT GLASS - BLACK |
| | 093284-02-000 | EA | BRACE-LATCH,HOOD |

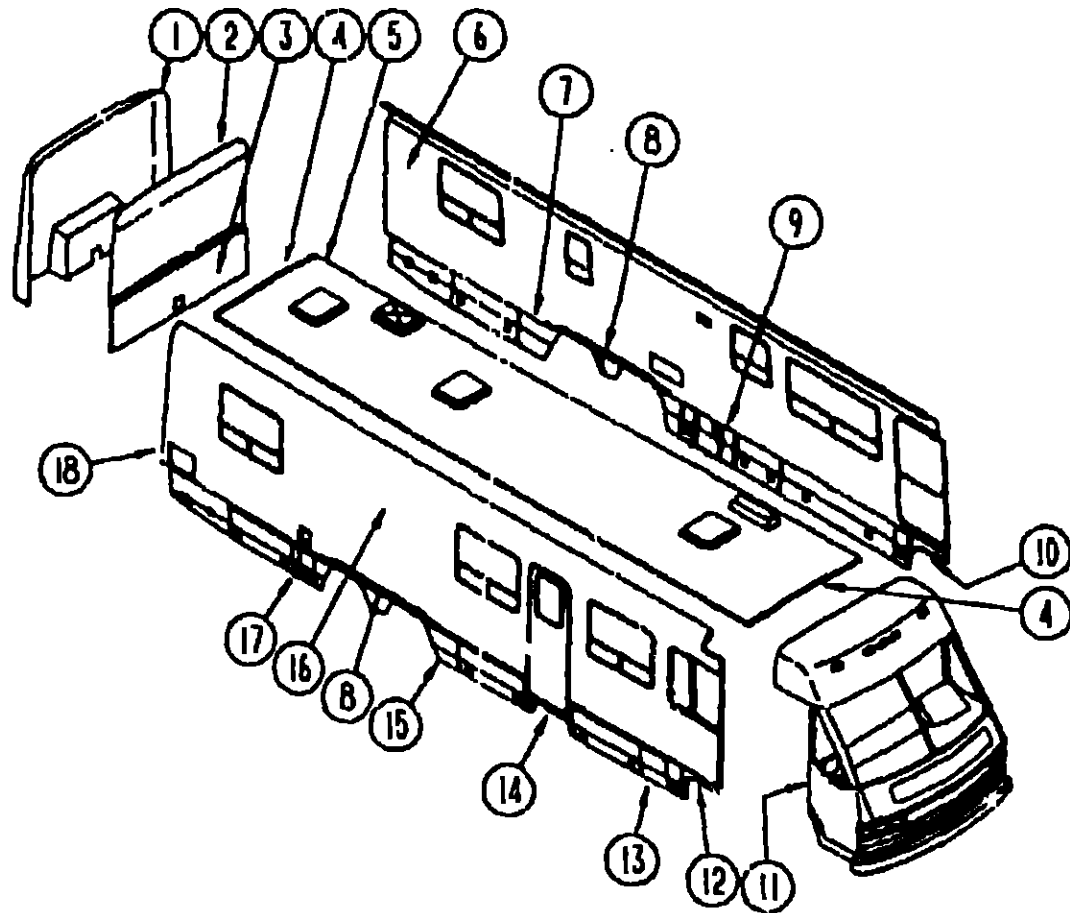
1991 ITASCA
TABLE OF CONTENTS

| | |
|--------------------|-------------|
| INTRODUCTION | A-01 - A-02 |
| ABBREVIATIONS | A-03 |
| ALPHABETICAL INDEX | A-04 - A-06 |
| ICN36RQ | A-07 - F-22 |
| IFN36RA | F-23 - L-04 |

1991 IFN36RA INDEX

| | |
|--------------------------------|-------------|
| FLOOR PLAN | F-23 - F-24 |
| ACCESSORIES | G-01 - G-14 |
| BATH | G-15 - G-20 |
| BEDROOM | G-21 - G-22 |
| CHASSIS | G-23 - H-07 |
| CURTAIN, CUSHION & PAD | H-08 - H-17 |
| DINETTE | H-18 - H-20 |
| DRIVERS | H-21 - I-02 |
| ELECTRICAL | I-03 - I-09 |
| EXTERIOR BODY | I-10 - I-16 |
| GALLEY | I-17 - I-24 |
| HEATING & A/C | J-01 - J-04 |
| INTERIOR FINISH | J-05 - J-08 |
| LABEL | J-09 - J-16 |
| LP | J-17 |
| LOUNGE | J-18 - J-19 |
| SEALANTS & FASTENERS | J-20 - J-22 |
| WATER & SEWAGE | J-23 - K-04 |
| WINDOW, VENT AND EXTERIOR DOOR | K-05 - L-04 |

EXTERIOR BODY GROUP (CONTINUED)



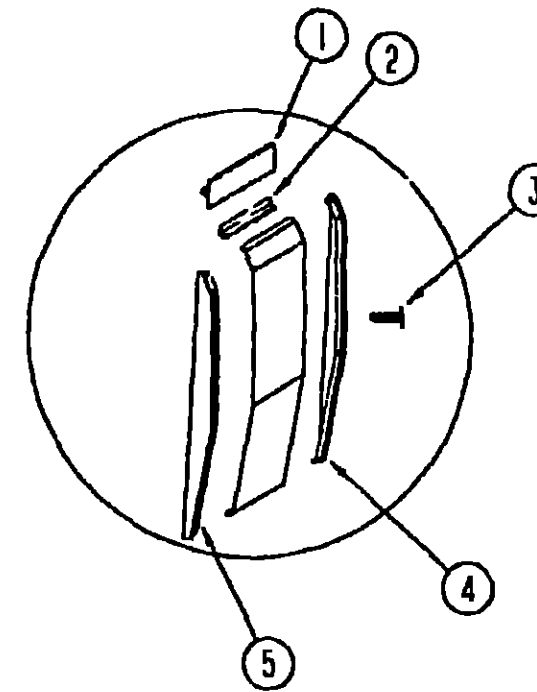
EXTERIOR BODY PANELS AND TRIM

| KEY | PART NUMBER | U/M | DESCRIPTION |
|-----|---------------|-----|--|
| 1 | 092197-01-01A | EA | CAP-REAR, FIBERGLASS - W/O LIGHTS & 2 DOORS |
| 2 | M05007-02-B29 | EA | BACKWALL ASM-UPPER |
| 3 | 092526-05-B29 | EA | BACKWALL ASM-LOWER |
| 4 | 083805-14-000 | EA | TRIM-ROOF, FRONT & REAR CAP TO ROOF - 6.4' MILL FINISHED |
| 5 | P00514-01-B07 | EA | ROOF-W/O VENT'S OR CUTOUTS |
| 6 | P00512-01-B29 | EA | SIDEWALL-DRIVERS, W/O WINDOWS, LIGHTS OR DOORS |
| 7 | 094619-03-AE6 | EA | PANEL-WHEEL LIP, REAR - DRIVER SIDE - 107.4' LONG - PLASTIC |
| 8 | 094345-02-01A | EA | TRIM-WHEELWELL, MILL FINISH - 21 3' LONG |
| | M04019-01-000 | EA | BRIDGE-WHEELWELL, E-COATED |
| 9 | 093022-11-AE6 | EA | PANEL-VALANCE, 19.4' X 7.1' - OFF WHITE |
| 10 | 099585-02-01A | EA | PANEL-WHEEL LIP, DRIVER SIDE - FRONT - PLASTIC |
| 11 | 096204-01-02A | EA | TRIM-J. .5" WIDTH EXPOSED - 1' X 29" LONG - ALUMINUM - OFF WHITE |
| 12 | 099585-01-01A | EA | PANEL-WHEEL LIP, PASSENGER SIDE - FRONT - PLASTIC - BEIGE |
| 13 | 093022-13-B29 | EA | PANEL-VALANCE, 16.8' X 19.4' - OFF WHITE |
| 14 | 092694-01-01A | EA | VALANCE-STEP, OFF WHITE |
| 15 | 094619-04-B29 | EA | PANEL-WHEEL LIP, REAR - PASSENGER SIDE - 96.4' LONG - PLASTIC |
| | M04019-01-000 | EA | BRIDGE-WHEELWELL, E-COATED |
| 16 | P00511-01-B29 | EA | SIDEWALL-PASSENGER, W/O WINDOW, LIGHT, OR DOOR |
| 17 | 093021-02-B07 | EA | PANEL-VALANCE, 4.1' X 19.4' - BEIGE |
| 18 | 091985-01-01A | FT | INSERT-TRIM, 65" WIDE - VINYL - OFF WHITE |
| 18 | 092041-01-02A | EA | TRIM-REAR CAP TO SIDEWALL, 1.8' X 83' - ALUMINUM - OFF WHITE |

EXTERIOR BODY GROUP (CONTINUED)

EXTERIOR BODY PANELS AND TRIM CONT'D

| KEY | PART NUMBER | U/M | DESCRIPTION |
|-----|---------------|-----|--|
| | 001018-01-024 | EA | SKIN-ALUMINUM, 4' X 8' - FLAT - BEIGE |
| | 100128-01-000 | FT | SEAL-PILE, ADHESIVE BACK - GRAY |
| | 090340-01-000 | FT | SEAL-FOAM, CLOSED CELL - 1/4" X 1/2" X 50' |
| | 076767-02-000 | EA | CABLE-1/16" X 16.5' - STAINLESS STEEL |
| | 076767-02-000 | EA | CABLE-1/16" X 16.5' - STAINLESS STEEL |
| | 076322-01-000 | FT | TAPE-FOAM, DOUBLE COATED ADHESIVE BACKED - .75" X 216' |
| | 076322-03-000 | FT | TAPE-FOAM, DOUBLE COATED ADHESIVE BACKED - .5" X 108' |
| | 082701-01-000 | SF | PANEL-SHEATHING, WAFFERBOARD - 4' X 8' - INCREMENTS OF 32 SF |
| | 093673-01-01A | EA | MOLDING-ENTRANCE DOOP, 1.3" WIDE - OFF WHITE PLASTIC |
| | 092049-05-000 | EA | COVE-UPPER, 29.5' - ALUMINUM (TIES SIDEWALL TO ROOF) |
| | 097315-01-01A | FT | TRIM-INSERT, DRIVER DOOR - .43" WIDE - BEIGE VINYL |



VALANCE PANELS & COMPONENTS

| KEY | PART NUMBER | U/M | DESCRIPTION |
|-----|---------------|-----|--|
| 1 | 092301-01-01A | FT | MOLDING-VALANCE TO SIDEWALL, 1.3" WIDE - VINYL - OFF WHITE |
| 2 | 009066-01-000 | EA | HINGE-ALUMINUM, NO HOLES - 1 1/16" X 8' - UNPAINTED |
| 3 | 094362-02-000 | EA | CLIP-CHRISTMAS TREE, FLAT HEAD - 354-220000-00-0078 |
| 4 | 092690-01-01A | EA | END CAP-VALANCE, REAR ON DRIVERS, FRONT ON PASSENGERS |
| 4 | 092690-02-01A | EA | END CAP-VALANCE, FRONT ON DRIVERS, REAR ON PASSENGERS |
| | 094355-01-01A | EA | RETAINER-VALANCE, 75 1/2" - OFF WHITE |

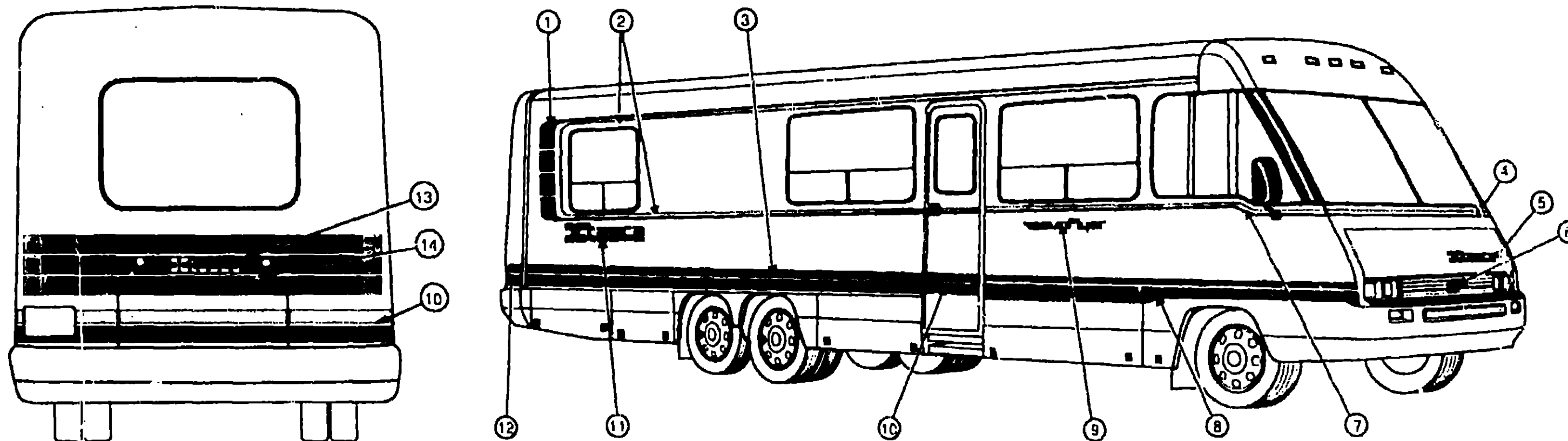
**1991 ITASCA
TABLE OF CONTENTS**

| | | |
|--------------------|--------|------|
| INTRODUCTION | A-01 - | A-02 |
| ABBREVIATIONS | | A-03 |
| ALPHABETICAL INDEX | A-04 - | A-06 |
| ICN36RQ | A-07 - | F-22 |
| IFN36RA | F-23 - | L-04 |

1991 IFN36RA INDEX

| | | |
|-----------------------------------|--------|------|
| FLOOR PLAN | F-23 - | F-24 |
| ACCESSORIES | G-01 - | G-14 |
| BATH | G-15 - | G-20 |
| BEDROOM | G-21 - | G-22 |
| CHASSIS | G-23 - | H-07 |
| CURTAIN, CUSHION & PAD | H-08 - | H-17 |
| DINETTE | H-18 - | H-20 |
| DRIVERS | H-21 - | I-02 |
| ELECTRICAL | I-03 - | I-09 |
| EXTERIOR BODY | I-10 - | I-16 |
| GALLEY | I-17 - | I-24 |
| HEATING & A/C | J-01 - | J-04 |
| INTERIOR FINISH | J-05 - | J-08 |
| LABEL | J-09 - | J-16 |
| LP | | J-17 |
| LOUNGE | J-18 - | J-19 |
| SEALANTS & FASTENERS | J-20 - | J-22 |
| WATER & SEWAGE | J-23 - | K-04 |
| WINDOW, VENT AND EXTERIOR DOOR | K-05 - | L-04 |

EXTERIOR BODY GROUP (CONTINUED)
DECALS & PAINT



**1991 ITASCA
TABLE OF CONTENTS**

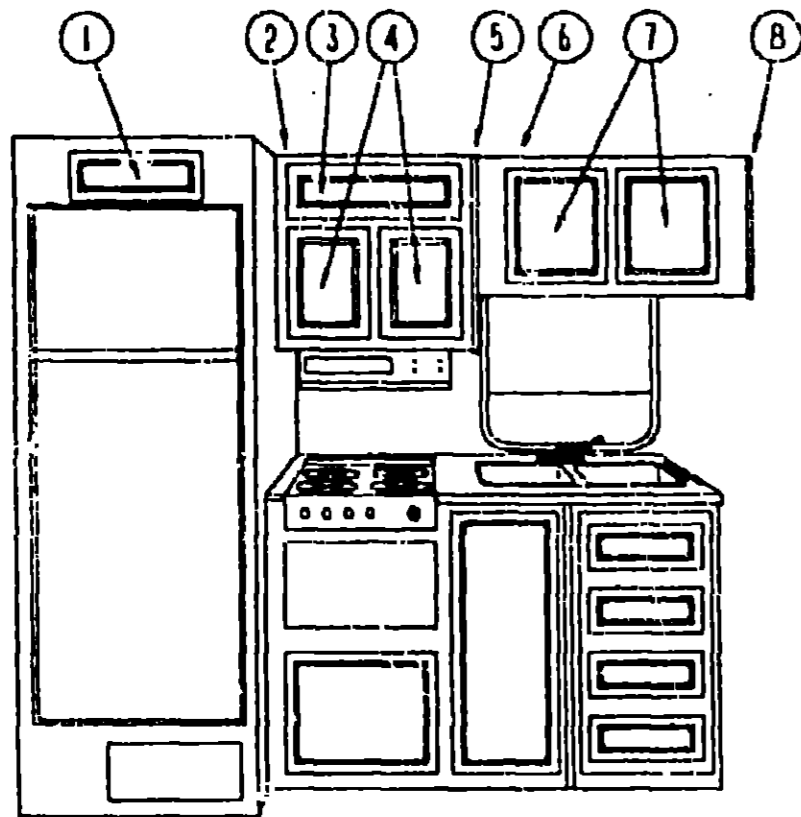
| | | |
|--------------------|------|------|
| INTRODUCTION | A-01 | A-02 |
| ABBREVIATIONS | | A-03 |
| ALPHABETICAL INDEX | A-04 | A-05 |
| ICN36RD | A-07 | F-22 |
| IFN36RA | F-23 | L-04 |

1991 IFN36RA INDEX

| | | |
|--------------------------------|------|------|
| FLOOR PLAN | F-23 | F-24 |
| ACCESSORIES | G-01 | G-14 |
| BATH | G-15 | G-20 |
| BEDROOM | G-21 | G-22 |
| CHASSIS | G-23 | H-07 |
| CURTAIN, CUSHION & PADH-08 | | H-17 |
| DINETTE | H-18 | H-20 |
| DRIVERS | H-21 | I-02 |
| ELECTRICAL | I-03 | I-09 |
| EXTERIOR BODY | I-10 | I-15 |
| GALLEY | I-17 | I-24 |
| HEATING & A/C | J-01 | J-04 |
| INTERIOR FINISH | J-05 | J-08 |
| LABEL | J-09 | J-15 |
| LP | | J-17 |
| LOUNGE | J-18 | J-19 |
| SEALANTS & FASTENERS | J-20 | J-22 |
| WATER & SEWAGE | J-23 | K-04 |
| WINDOW, VENT AND EXTERIOR DOOR | K-05 | L-04 |

| KEY | PART NUMBER | U/M | DESCRIPTION |
|-----|---------------|-----|--|
| 1 | 097911-01-04A | EA | DECAL-WINDOW, ALL 4 SECTIONS - REAR PASSENGER SIDE - CONNECTS ABOVE WINDOW TO BELOW WINDOW SIDEWALL STRIPES - BLUE DUPONT #K9462, VIOLET #K9463 |
| | 097911-02-04A | EA | DECAL-WINDOW, ALL 4 SECTION - REAR DRIVER SIDE - CONNECTS ABOVE WINDOW TO BELOW WINDOW SIDEWALL STRIPES - BLUE DUPONT #K9462, VIOLET DUPONT #K9463 |
| 2 | 093689-02-05A | FT | MULTISTRIPE-4 LINES, 2 24" WIDE - ABOVE & BELOW SIDEWALL WINDOWS - VIOLET DUPONT #K9463, BLUE DUPONT #K9462 |
| 3 | 093689-04-05A | FT | MULTISTRIPE-4 LINES, 5 9" WIDE - ABOVE VALANCE PANELS, FRONT TO CAB DOOR TRANSITION - VIOLET DUPONT #K9463, BLUE DUPONT #K9462 |
| 4 | 093689-03-05A | FT | MULTISTRIPE-4 LINES, 2 6" WIDE - ACROSS FRONT BELOW WINDSHIELD - VIOLET DUPONT #K9463, BLUE DUPONT #K9462 |
| 5 | 093789-02-01A | EA | DECAL-LOGO "ITASCA", HOOD - BLACK & BLUE - BLUE DUPONT #B8734 |
| 6 | 093793-01-01A | EA | DECAL-LOGO, "I" - 3 DIMENSIONAL - FRONT GRILLE |
| 7 | 093792-01-06A | EA | DECAL-CORNER ANGLE, PASSENGER - FRONT - BELOW WINDSHIELD CORNER UP TO CAB WINDOW - VIOLET DUPONT #K9463, BLUE DUPONT #K9462 |
| | 093792-02-06A | EA | DECAL-CORNER ANGLE, DRIVER - FRONT - BELOW WINDSHIELD CORNER UP TO CAB WINDOW - VIOLET DUPONT #K9463, BLUE DUPONT #K9462 |
| 8 | 093797-01-06A | EA | DECAL-TRANSITION, 2 LINES - PASSENGER SIDE - ABOVE VALANCE PANELS, CONNECTS FRONT 5 9" TALL TO REAR 8" - VIOLET DUPONT #K9463, BLUE DUPONT #K9462 |
| | 093797-02-06A | EA | DECAL-TRANSITION, 2 LINE - DRIVER SIDE - ABOVE VALANCE PANELS, CONNECTS FRONT 5 9" TALL TO REAR 8" - VIOLET DUPONT #K9463, BLUE DUPONT #K9462 |
| 9 | 093793-01-06A | EA | DECAL-LOGO, "SUNFLYER" - FRONT PASSENGER SIDE - BLUE DUPONT #B8734, VIOLET DUPONT #K9463 & BLACK |
| | 093793-02-06A | EA | DECAL-LOGO, "SUNFLYER" - FRONT DRIVER SIDE - BLUE DUPONT #B8734, VIOLET DUPONT #K9463 & BLACK |
| 10 | 093689-05-06A | FT | MULTISTRIPE-4 LINES, 8" WIDE - ABOVE VALANCE PANELS FROM CAB DOOR TRANSITION TO REAR - VIOLET DUPONT #K9463, BLUE DUPONT #K9462 |
| 11 | 078852-18-000 | EA | DECAL-LOGO, "ITASCA" - DR & PASS SIDEWALL - 6 5" - BLUE DUPONT #B8734 & BLACK |
| 12 | 093798-01-06A | EA | DECAL-CORNER, 4 LINES - REAR PASSENGER SIDE - ABOVE VALANCE PANELS, REAR CORNER - VIOLET DUPONT #K9463, BLUE DUPONT #K9462 |
| | 093798-02-06A | EA | DECAL-CORNER, 4 LINES - REAR DRIVER SIDE - ABOVE VALANCE PANELS, REAR CORNER - VIOLET DUPONT #K9463, BLUE DUPONT #K9462 |
| 13 | 093791-01-01A | EA | DECAL-LOGO, "ITASCA" - RAISED LETTERS - REAR CAP |
| 14 | 084075-02-000 | EA | DECAL-"BY WINNEBAGO INDUSTRIES" - SILVER |
| | NOTE | | BODY PAINT - OFF WHITE, DUPONT# L8723 |

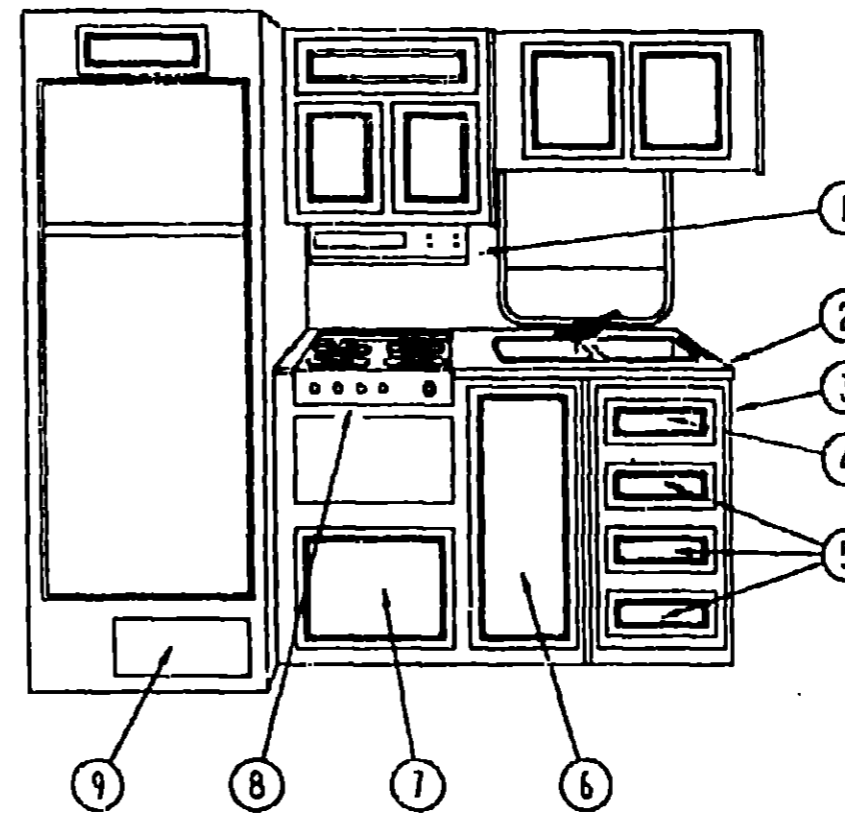
GALLEY GROUP



GALLEY OVERHEAD CABINETS & COMPONENTS

| KEY | PART NUMBER | U/M | DESCRIPTION |
|-----|---------------|-----|--|
| 1 | P00523-03-B29 | EA | DOOR-CABINET OVER REFRIGERATOR - W/O HARDWARE - 6 4" X 16" |
| 2 | M04092-17-B29 | EA | CABINET-OVERHEAD, RANGE - W/O DOORS OR HARDWARE (THREE DOOR) |
| 3 | M04092-18-B29 | EA | CABINET-MICROWAVE, W/O DOOR OR HARDWARE (ONE DOOR) |
| 4 | P00523-03-B29 | EA | DOOR-CABINET, W/O HARDWARE - 6 4" X 16" |
| 5 | P00523-02-B29 | EA | DOOR-CABINET, W/O HARDWARE - 10 8" X 14 4" |
| 6 | D92090-04-B29 | EA | END CAP-OVERHEAD CABINET |
| 7 | O98925-01-B29 | EA | CABINET-OVERHEAD, SINK - W/O DOORS OR HARDWARE |
| 8 | P00523-05-B29 | EA | DOOR-CABINET, W/O HARDWARE - 14 4" X 16" |
| 9 | O99092-02-B29 | EA | END CAP-OVERHEAD CABINET |

GALLEY GROUP (CONTINUED)



GALLEY CABINETS & COMPONENTS CONT'D

| KEY | PART NUMBER | U/M | DESCRIPTION |
|-----|---------------|-----|---|
| 1 | 100258-04-01A | EA | HOOD-RANGE, W/MONITOR PANEL - VENTLINE TCS 4003SAD |
| 1 | 100258-05-01A | EA | HOOD-RANGE, W/MONITOR PANEL - VENTLINE TCS 4003SAC (CANADIAN) |
| 2 | 100949-11-B07 | EA | COUNTERTOP-GALLEY |
| 3 | M05011-01-B29 | EA | CABINET-GALLEY, W/O DOORS OR HARDWARE |
| 3 | M05011-02-B29 | EA | CABINET-GALLEY, W/O DOORS OR HARDWARE - OPTION L136 |
| 4 | P00522-02-B29 | EA | DRAWER-CABINET, W/O HARDWARE - 13" X 6 7" (TOP DRAWER) |
| 5 | P00522-01-B29 | EA | DRAWER-CABINET, W/O HARDWARE - 13" X 15 2" (LOWER 3 DRAWERS) |
| 6 | P00523-12-B29 | EA | DOOR-CABINET, W/O HARDWARE - 14 4" X 26 8" |
| 7 | P00523-13-B29 | EA | DOOR-CABINET, W/O HARDWARE - 9 6" X 21 8" |
| 8 | 098507-01-000 | EA | RANGE-4 BURNER, W/OVEN - MAGIC CHEF BT22NA - ALMOND W/BLACK DOOR FROM: 00-00-00 THRU: 09-02-90 |
| 8 | 102020-01-01A | EA | RANGE-4 BURNER, ALMOND 22" - MAGIC CHEF BT22RA - 4T - 490 FROM: 09-03-90 THRU: 99-99-99 |
| | M82184-27-B29 | EA | DRAWER-CABINET, W/O HARDWARE - 17 7" X 21 9" - OPTION L136 |
| | P00523-20-B29 | EA | FACE-DRAWER, W/O HARDWARE - 17 7" X 21 9" - OPTION L136 |
| 9 | M02516-56-B29 | EA | DOOR-FURNACE, W/MESH INSERT - 15 9" X 7" FROM: 00-00-00 THRU: 07-12-90 |
| | 072369-19-000 | EA | MESH-EXPANDED, 15 5" X 6 5" - BRONZE |
| 9 | P00523-A2-B29 | EA | DOOR-FURNACE, W/MESH INSERT - 8 4" X 24 7" FROM: 07-13-90 THRU: 99-99-99 |
| | 072369-45-000 | EA | MESH-EXPANDED, 21 2" X 3 2" - BRONZE |

**1991 ITASCA
TABLE OF CONTENTS**

| | | |
|--------------------|--------|------|
| INTRODUCTION | A-01 - | A-02 |
| ABBREVIATIONS | | A-03 |
| ALPHABETICAL INDEX | A-04 - | A-05 |
| ICN36RO | A-07 - | F-22 |
| IFN36RA | F-23 - | L-04 |

1991 IFN36RA INDEX

| | | |
|--------------------------------|--------|------|
| FLOOR PLAN | F-23 - | F-24 |
| ACCESSORIES | G-01 - | G-14 |
| BATH | G-15 - | G-20 |
| BEDROOM | G-21 - | G-22 |
| CHASSIS | G-23 - | H-07 |
| CURTAIN, CUSHION & PADH-08 | H-11 - | H-17 |
| DINETTE | H-18 - | H-20 |
| DRIVERS | H-21 - | I-02 |
| ELECTRICAL | I-03 - | I-09 |
| EXTERIOR BODY | I-10 - | I-16 |
| GALLEY | I-17 - | I-24 |
| HEATING & A/C | J-01 - | J-04 |
| INTERIOR FINISH | J-05 - | J-08 |
| LABEL | J-09 - | J-16 |
| LP | | J-17 |
| LOUNGE | J-18 - | J-19 |
| SEALANTS & FASTENERS | J-20 - | J-22 |
| WATER & SEWAGE | J-23 - | K-04 |
| WINDOW, VENT AND EXTERIOR DOOR | K-05 - | L-04 |

**GALLEY GROUP (CONTINUED)
GALLEY COMPONENTS MISCELLANEOUS**

RANGE WOVEN

**1991 ITASCA
TABLE OF CONTENTS**

| | | |
|--------------------|------|------|
| INTRODUCTION | A-01 | A-02 |
| ABBREVIATIONS | | A-03 |
| ALPHABETICAL INDEX | A-04 | A-06 |
| ICN36RQ | A-07 | F-22 |
| IFN36RA | F-23 | L-04 |

| KEY | PART NUMBER | U/M | DESCRIPTION |
|-----|---------------|-----|---|
| | 093653-01-807 | EA | COVER-SINK |
| | 093153-01-000 | EA | BOARD-CUTTING, MAPLE - 10 6" X 14 5" |
| | 093526-01-000 | EA | SINK-DOUBLE, STAINLESS STEEL - 19" X 25" |
| | 064952-01-000 | EA | FAUCET-GALLEY |
| | 092303-01-000 | EA | STRAINER-SINK |
| | 091208-01-000 | EA | WASHER-RUBBER, .06" X .75" X 5" |
| | 091255-02-000 | FT | SEAL-ADHESIVE BACKED FOAM, 1 2" X 18" |
| | 100081-01-01A | EA | TRAY-SILVERWARE, ALMOND - RUBBERMAID |
| | 058334-01-000 | EA | WASTEBASKET-9 3/4" X 7" X 10", WHITE - RUBBERMAID |
| | 093605-01-01A | EA | RACK-TOWEL, WIRE - ALMOND |
| | 055518-03-000 | EA | BRACKET-REAR TIEDOWN, RANGE WOVEN |
| | 093238-01-829 | EA | HOLDER-KNIFE, COUNTERTOP - OAK |
| | 093282-01-000 | EA | BONNET-KNIFE HOLDER, UNDER COUNTER - METAL |
| | 098335-02-803 | EA | RAIL-GALLEY, .75" X 22 3/4" |
| | 054250-01-000 | EA | COVER-ANGLED, 3.6" X 4 5" - BEIGE PLASTIC |
| | 091890-03-000 | EA | BRACKET - TIEDOWN, RANGE WOVEN - RIGHT HAND |
| | 091890-04-000 | EA | BRACKET - TIEDOWN, RANGE WOVEN - LEFT HAND |
| | 093744-03-000 | EA | BRACKET - TIEDOWN, RANGE TOP - RIGHT HAND - OPTION L136 |
| | 093744-04-000 | EA | BRACKET - TIEDOWN, RANGE TOP - LEFT HAND - OPTION L136 |

RANGE TOP OPTION L136

| KEY | PART NUMBER | U/M | DESCRIPTION |
|-----|---------------|-----|--|
| | 081374-01-000 | EA | RANGE TOP-4 BURNER, W/BLACK TRIM - ALMOND - MAGIC CHEF BT85NA-4 |
| | 081374-03-000 | EA | RANGE TOP-4 BURNER, W/ALMOND TRIM - ALMOND - MAGIC CHEF BT85NA-4 |
| | | | FROM: 00-00-00 THRU: 09-02-90 |
| | 102019-01-703 | EA | TRIM-CABINET TOP, RIGHT - BLACK - MAGIC CHEF 3608F015-70 |
| | 081374-03-701 | EA | TRIM-CABINET TOP, RIGHT - ALMOND - MAGIC CHEF 3608F15-74 |
| | 102019-01-704 | EA | TRIM-CABINET TOP, LEFT - BLACK - MAGIC CHEF 3608F016-70 |
| | 081374-03-700 | EA | TRIM-CABINET TOP, LEFT - ALMOND - MAGIC CHEF 3608F016-74 |
| | 102019-01-705 | EA | TRIM-CABINET TOP, REAR - BLACK - MAGIC CHEF 3608F009-70 |
| | 102019-01-702 | EA | TRIM-CABINET TOP, REAR - ALMOND - MAGIC CHEF 3608F009-74 |
| | 081374-01-704 | EA | GUARD-FABRIC, MAGIC CHEF 50-11-688-2 |
| | 098507-01-701 | EA | TOP-MAIN, ALMOND - MAGIC CHEF 2001F057-74 |
| | 064782-02-714 | EA | FITTING-PIPE, NIPPLE: - 1/8" - MAGIC CHEF 863-1 |
| | 098507-02-701 | EA | INSERT-BURNER, SLOTTED VENT - MAGIC CHEF 7214P015-60 |
| | 049045-01-703 | EA | VALVE-TOP BURNER, MAGIC CHEF 997-584 |
| | 055282-03-708 | EA | BUMPER-MAIN TOP, PLASTIC PLUG - MAGIC CHEF 744-176 |
| | 081374-02-701 | EA | REGULATOR-PRESSURE, MAGIC CHEF 976-27 |
| | 081374-03-704 | EA | REGULATOR-PRESSURE, MAGIC CHEF 7510P032-60 |
| | 102022-01-703 | EA | REGULATOR-PRESSURE, MAGIC CHEF 7510P031-60 |
| | 102022-01-01A | EA | RANGE TOP-4 BURNER, ALMOND - MAGIC CHEF BT85RA-4 |
| | | | FROM: 09-03-90 THRU: 99-99-99 |
| | 102019-01-700 | EA | TRIM-RIGHT, ALMOND - MAGIC CHEF 3608F015-74 |
| | 102019-01-701 | EA | TRIM-LEFT, ALMOND - MAGIC CHEF 3608F016-74 |
| | 102019-01-702 | EA | TRIM-REAR, ALMOND - MAGIC CHEF 3608F009-74 |
| | 102020-01-709 | EA | BUMPER,GRATE - MAGIC CHEF 8007P018-60 |
| | 102020-01-711 | EA | GRATE, TOP - MAGIC CHEF 7518P012-60 |
| | 052583-04-701 | EA | KNOB, BURNER VALVE - MAGIC CHEF 7733P039-60 |
| | 098507-02-701 | EA | INSERT-BURNER, SLOTTED VENT - MAGIC CHEF 7214P015-60 |
| | 102022-01-702 | EA | PIPE,MANIFOLD - MAGIC CHEF 7513P096-60 |
| | 102022-01-703 | EA | REGULATOR,PRESSURE - MAGIC CHEF 7510P031-60 |
| | 102020-01-718 | EA | TOP,MAIN (BLACK) - MAGIC CHEF 2001F085-84 |
| | 102020-01-721 | EA | VALVE,SHUT-OFF - MAGIC CHEF 7506F096-60 |
| | 102020-01-722 | EA | VALVE, TOP BURNER - MAGIC CHEF 7502P095-60 |
| | 102020-01-724 | EA | BUMPER,MAIN TOP - MAGIC CHEF 8003P008-60 |

| KEY | PART NUMBER | U/M | DESCRIPTION |
|-----|---------------|-----|--|
| | 098507-01-000 | EA | RANGE-4BURNER, W/GLASS DOOR - BLACK - MAGIC CHEF |
| | | | FROM: 00-00-00 THRU: 09-02-90 |
| | 055282-03-708 | EA | BUMPER-MAIN TOP, PLASTIC PLUG - MAGIC CHEF 744-176 |
| | 049045-01-742 | EA | BURNER ASM-OVEN, MAGIC CHEF 50-20216 |
| | 064782-02-715 | EA | CLIP-GRATE, MAGIC CHEF 413-00015 |
| | 055282-03-702 | EA | KNOB-THERMOSTAT, MAGIC CHEF 50-20281 |
| | 081374-02-701 | EA | REGULATOR-PRESSURE, MAGIC CHEF 976-27 |
| | 055282-03-700 | EA | THERMOSTAT, MAGIC CHEF 993-476 |
| | 049045-01-703 | EA | VALVE-TOP BURNER, MAGIC CHEF 997-584 |
| | 064782-02-705 | EA | HANDLE-OVEN DOOR, BLACK - MAGIC CHEF 50-25104 |
| | 049045-01-728 | EA | BROILER PAN W/O INSERT, MAGIC CHEF 50-22114-2 |
| | 049045-01-741 | EA | INSERT-BROILER PAN, MAGIC CHEF 5022119-1 OR 2 |
| | 064782-02-712 | EA | GRATE-TOP BURNER, SQUARE HOLES - MAGIC CHEF 50-25439 |
| | 064782-02-714 | EA | FITTING-PIPE NIPPLE, 1/8" - MAGIC CHEF 863-1 |
| | 098507-01-700 | EA | PANEL,OVEN DOOR-ALMOND, MAGIC CHEF 2401F075-74 |
| | 098507-01-701 | EA | TOP-MAIN, ALMOND - MAGIC CHEF 2001F057-74 |
| | 054782-02-702 | EA | VALVE-MERCURY CONTROL, MAGIC CHEF 999-626 |
| | 052583-01-704 | EA | KNOB-BURNER - MAGIC CHEF 50-21282 |
| | 064782-02-713 | EA | GAS REGULATOR - MAGIC CHEF 076-11 |
| | 102020-01-01A | EA | RANGE-4 BURNER ALMOND - 22" - MAGIC CHEF RT22RA-4T-490 |
| | | | FROM: 09-03-90 THRU: 99-99-99 |
| | 102020-01-700 | EA | SHELF-OVEN, MAGIC CHEF 7801-P026-60 |
| | 102020-01-701 | EA | HANDLE-DOOR, MAGIC CHEF - 7701P092-60 |
| | 102020-01-702 | EA | PANEL-MANIFOLD, MAGIC CHEF 2616F080-70 |
| | 102020-01-703 | EA | PANEL-DOOR, ALMOND - MAGIC CHEF 2401F075-71 |
| | 102020-01-704 | EA | PANEL-DOOR, BLACK - MAGIC CHEF - 2401F075-70 |
| | 102020-01-705 | EA | TRIM-LEFT, MAGIC CHEF 3608F018-70 |
| | 102020-01-706 | EA | TRIM-RIGHT, MAGIC CHEF 3608F017-70 |
| | 102020-01-708 | EA | BURNER ASSEMBLY-OVEN, MAGIC CHEF 3403W003-45 |
| | 102020-01-709 | EA | BUMPER-GRATE, MAGIC CHEF 8007P018-60 |
| | 102020-01-710 | EA | FILTER-PILOT, MAGIC CHEF 7507P046-60 |
| | 102020-01-711 | EA | GRATE-TOP, MAGIC CHEF 7518P012-60 |
| | 102020-01-712 | EA | KNOB-BURNER VALVE, MAGIC CHEF 7733P044-60 |
| | 102020-01-713 | EA | KNOB-THERMOSTAT, MAGIC CHEF 7731P042-60 |
| | 102020-01-714 | EA | PILOT-OVEN, MAGIC CHEF 968-143 |
| | 102020-01-715 | EA | PIPE-MANIFOLD, MAGIC CHEF 7513P095-60 |
| | 102020-01-716 | EA | REGULATOR-PRESSURE, MAGIC CHEF 7510P033-60 |
| | 102020-01-717 | EA | THERMOSTAT, MAGIC CHEF 7515P024-60 |
| | 102020-01-718 | EA | TOP-MAIN, ALMOND - MAGIC CHEF 2001F085-84 |
| | 102020-01-720 | EA | VALVE-MERCURY CONTROL, MAGIC CHEF 7501P056-60 |
| | 102020-01-721 | EA | VALVE-SHUT OFF, MAGIC CHEF 7506F096-60 |
| | 102020-01-722 | EA | VALVE-TOP BURNER, MAGIC CHEF 7502P095-60 |
| | 102020-01-723 | EA | PILOT-BURNER, MAGIC CHEF 7505P147-60 |
| | 102020-01-724 | EA | BUMPER-MAIN TOP, MAGIC CHEF 8003P008-60 |

MICROWAVE OVEN

| KEY | PART NUMBER | U/M | DESCRIPTION |
|-----|---------------|-----|--|
| | 094745-01-01A | EA | TRIM-MICROWAVE, LOWER - BLACK |
| | 094774-01-01A | EA | TRIM-MICROWAVE, EITHER SIDE - BLACK |
| | 094750-01-000 | EA | BRACKET-MICROWAVE, 90 DEGREE |
| | 098916-01-01A | EA | BRACE-MICROWAVE CABINET, 3.9" X 7.9" X 8.6" - RIGHT - METAL |
| | 098916-02-01A | EA | BRACE-MICROWAVE CABINET, 3.9" X 7.9" X 8.6" - LEFT - METAL |
| | 091269-03-000 | EA | OVEN-MICROWAVE, W/ BROWNING OVEN - M'CHEF M16-10PB |
| | 091269-03-701 | EA | PLATE-CERAMIC, 9.5" - ROUND - MAGIC CHEF 246-0005 |
| | 091269-03-702 | EA | CLIP-OVEN SHELF, WHITE - MAGIC CHEF 201-0044 |
| | 091269-03-704 | EA | WINDOW-POLY, 7" X 11" - CLEAR PLASTIC - MAGIC CHEF 0222-0097 |

1991 IFN36RA INDEX

| | | |
|------------------------|------|------|
| FLOOR PLAN | F-23 | F-24 |
| ACCESSORIES | G-01 | G-14 |
| BATH | G-15 | G-20 |
| BEDROOM | G-21 | G-22 |
| CHASSIS | G-23 | H-07 |
| CURTAIN, CUSHION & PAD | H-08 | H-17 |
| DINETTE | H-18 | H-20 |
| DRIVERS | H-21 | I-02 |
| ELECTRICAL | I-03 | I-09 |
| EXTERIOR BODY | I-10 | I-16 |
| GALLEY | I-17 | I-24 |
| HEATING & A/C | J-01 | J-04 |
| INTERIOR FINISH | J-05 | J-08 |
| Laf | J-09 | J-16 |
| LP | | J-17 |
| LOUNGE | J-18 | J-19 |
| SEALANTS & FASTENERS | J-20 | J-22 |
| WATER & SEWAGE | J-23 | K-04 |
| WINDOW, VENT AND | | |
| EXTERIOR DOOR | K-05 | L-04 |

**GALLEY GROUP (CONTINUED)
STANDARD RANGE HOOD**

STANDARD REFRIGERATOR & COMPONENTS

**1991 ITASCA
TABLE OF CONTENTS**

| | | |
|--------------------|------|------|
| INTRODUCTION | A-01 | A-02 |
| ABBREVIATIONS | | A-03 |
| ALPHABETICAL INDEX | A-04 | A-06 |
| ICN36RQ | A-07 | F-22 |
| IFN36RA | F-23 | L-04 |

| KEY | PART NUMBER | U/M | DESCRIPTION |
|-----|---------------|-----|--|
| | 100258-04-01A | EA | HOOD-RANGE, W/MONITOR PANEL - VENTLINE TCS 4003SAD |
| | 100258-04-700 | EA | CIRCUIT BOARD - VENTLINE 5037 |
| | 100258-04-701 | EA | BEZEL-SWITCH LEVER, CABLE TO VENT - VENTLINE CC116 |
| | 100258-04-702 | EA | SWITCH-LEVER, W/CABLE - VENTLINE CB547-1 |
| | 092696-01-701 | EA | KNOB-LEVER, CABLE - PLASTIC - BLACK - VENTLINE CC225 |
| | 092696-01-702 | EA | RESISTER-WIRE, VENTLINE L7314 |
| | 092696-01-703 | EA | BULB-912, LVS VA415 |
| | 092696-01-710 | EA | SOCKET-LIGHT, LVS CB267-2 |
| | 096983-01-708 | EA | LENS-LAMP, VENTLINE CC179 |
| | 090973-01-702 | EA | BLADE-FAN, LVS VA183-1 |
| | 096983-01-707 | EA | FILTER-GREASE, 8" X 8" - LVS CC246 |
| | 096983-01-703 | EA | SWITCH-ON/ON - JENSEN 115 |
| | 096983-01-702 | EA | SWITCH-TWO WAY MOMENTARY, VENTLINE 112 |
| | 100258-10-01A | EA | METER-HOUR, VENTLINE 150 |
| | 090973-01-700 | EA | MOTOR - LVS CA508-1 |
| | 100258-04-703 | EA | CONTROL PANEL ASM - 9505 |
| | 075470-01-702 | EA | SWITCH - ON - OFF - LVS CB484 |
| | 096983-01-701 | EA | SWITCH - MOMENTARY, ONE WAY - 111 |
| | 100258-04-704 | EA | METAL FACE PLATE SCREENED - 9506 |
| | 092696-01-700 | EA | FASTENER - PLASTIC - F/CABLE - VENTLINE VB337 |

CANADIAN RANGE HOOD

| KEY | PART NUMBER | U/M | DESCRIPTION |
|-----|---------------|-----|---|
| | 100258-05-01A | EA | HOOD-RANGE, W/MONITOR - PANEL - VENTLINE TCS 4003SAC (CANADIAN) |
| | 100258-04-701 | EA | BEZEL-SWITCH LEVER, CABLE TO VENT - VENTLINE CC116 |
| | 092696-01-701 | EA | KNOB-LEVER, CABLE - PLASTIC - BLACK - VENTLINE CC225 |
| | 092696-01-702 | EA | RESISTER-WIRE, VENTLINE L7314 |
| | 092696-01-709 | EA | BULB-912, VENTLINE VA415 |
| | 092696-01-710 | EA | SOCKET-LIGHT, VENTLINE CB267-2 |
| | 096983-01-708 | EA | LENS-LAMP, VENTLINE CC179 |
| | 100258-04-702 | EA | SWITCH-LEVER, W/CABLE - VENTLINE CB547-1 |
| | 090973-01-702 | EA | BLADE-FAN, LVS VA183-1 |
| | 096983-01-707 | EA | FILTER-GREASE, 8" X 8" - LVS CC246 |
| | 100258-04-700 | EA | CIRCUIT BOARD, VENTLINE 5037 |
| | 075470-01-702 | EA | SWITCH-ON/OFF, LVS CB484 |
| | 100258-08-701 | EA | SWITCH-FAN, 2 SPEED - VENTLINE 122 |
| | 096983-01-703 | EA | SWITCH-ON/ON - JENSEN 115 |
| | 096983-01-702 | EA | SWITCH-TWO WAY MOMENTARY, VENTLINE 112 |
| | 100258-10-01A | EA | METER-HOUR, VENTLINE 150 |
| | 090973-01-700 | EA | MOTOR - LVS CA508-1 |

BIFOLD RANGE COVER

| KEY | PART NUMBER | U/M | DESCRIPTION |
|-----|---------------|-----|---|
| | 085280-03-000 | EA | COVER-BIFOLD, RANGE - ALMOND - MAGIC CHEF# KL22A-1 FROM 00-00-00 THRU 09-02-90 |
| | 102021-02-01A | EA | COVER-BIFOLD, RANGE - ALMOND - MAGIC CHEF# KR22A-1 FROM 09-03-90 THRU 99-99-99 |

| KEY | PART NUMBER | U/M | DESCRIPTION |
|-----|---------------|-----|--|
| | 094039-05-000 | EA | REFRIGERATOR-2-WAY, LARGE DOUBLE DOOR - NORCOLD #682 |
| | 084880-03-701 | EA | COOLING UNIT (HORIZ BURNER) - NORCOLD 61687337 |
| | 084880-03-700 | EA | FLUE(HORIZONTAL) BURNER - NORCOLD 616161 |
| | 084880-01-735 | EA | HINGE BRKT, TOP LH-BTM RH BRN - NORCOLD 615909 |
| | 084880-01-722 | EA | CRISPER COVER - NORCOLD 615641 |
| | 088248-01-709 | EA | HEATER-AC, (HORIZONTAL) - NORCOLD# 615627 |
| | 075217-01-737 | EA | CONTROL MODULE, NORCOLD# 61525022 |
| | 094039-04-701 | EA | EYEBROW (SHELL) 2 WAY-NORCOLD 61669322 |
| | 094039-04-700 | EA | PC BOARD (2 WAY) - NORCOLD 61647322 |
| | 094039-04-702 | EA | POWER SUPPLY (2 WAY) - NORCOLD 61647422 |
| | 094039-01-731 | EA | CRISPER (GRAY) SILVER TRIM - NORCOLD 61571360 |
| | 094039-01-720 | EA | CAB ASSEMBLY (BRN FRAME/WHT LINER) - NORCOLD# 616632 |
| | 084880-01-715 | EA | VALVE-SHUT OFF, MANUAL - NORCOLD# 61697922 |
| | 084880-01-713 | EA | CONNECTOR-MALE, INLET FITTING - NORCOLD# 615256 |
| | 054473-01-702 | EA | ORIFICE 6EG-2, NORCOLD 614521 |
| | 088248-01-706 | EA | BURNER-(HORIZONTAL), NORCOLD# 15681 |
| | 088248-01-703 | EA | ELECTRODE-IGNITION, (HORIZONTAL) - NORCOLD# 615732 |
| | 084880-01-733 | EA | DAIRY KEEPER - NORCOLD 615804 |
| | 084880-01-734 | EA | BRACKET-HINGE, TOP RH - BOTTOM LH - BROWN NORCOLD 61 |
| | 094039-01-707 | EA | UPPER DOOR HANDLE ASSY(BRN) - NORCOLD 61650037 |
| | 094039-01-705 | EA | UPPER DOOR LINER (WHITE) BRN - NORCOLD 61581837-B |
| | 084880-01-731 | EA | HINGE PIN, NORCOLD 615781 |
| | 084880-01-744 | EA | HINGE PIN SHAFT (CTR HINGE), NORCOLD 615657 |
| | 084880-01-726 | EA | HINGE BRACKET (CTR HINGE), NORCOLD 615655 |
| | 084880-01-749 | EA | HINGE BUSHING - NORCOLD 615807 |
| | 084880-01-746 | EA | CABLE NORCOLD 615715 |
| | 094039-01-702 | EA | GASKET (GRAY) UPPER - NORCOLD 61567830 |
| | 094039-01-713 | EA | DOOR GASKET(LOWER) GRAY - NORCOLD 61568030 |
| | 094039-01-705 | EA | UPPER DOOR LINER (WHITE) BRN - NORCOLD 61581837-B |
| | 094039-01-714 | EA | LOWER DOOR LINER (BRN/WHT) - NORCOLD# 61581737-B |
| | 088248-01-707 | EA | ELECTRODE-SENSOR, (HORIZONTAL), NORCOLD# 615733 |
| | 094039-01-716 | EA | LOWER DOOR HANDLE ASSY (BRN) - NORCOLD# 61649937 |
| | 084880-03-705 | EA | BRACKET F/INT. REFRIG LIGHT - NORCOLD 616297 |
| | 084880-03-706 | EA | LAMP (BULB) - NORCOLD 616285 |
| | 084880-01-718 | EA | VALVE-GAS, NORCOLD 615518 |
| | 084880-01-736 | EA | SWITCH-LIGHT, BLACK - NORCOLD# 615810 |
| | 075217-01-738 | EA | SWITCH-HUMIDITY, NORCOLD 615259 |
| | 084880-01-732 | EA | LATCH, NORCOLD 615785 |
| | 084880-02-700 | EA | LOWER FLANGE 8663&8683, NORCOLD 616221 |
| | 094039-01-712 | EA | DOOR BIN(GRAY)SILVER BORDER - NORCOLD 61564050 |
| | 094039-01-718 | EA | MILK BIN (GRAY)W/SILVER TRIM - NORCOLD 61579460 |
| | 084880-01-748 | EA | PLUG-INSTALLATION, BROWN - NORCOLD 615797 |
| | 084880-01-747 | EA | PLUG-HOLE, NORCOLD 61582022 |
| | 094039-01-711 | EA | JUICE RACK(GRAY)W/SILVER TRM - NORCOLD 61580540 |
| | 064472-01-749 | EA | PLUG-1/8", NORCOLD# 614453 |
| | 075217-01-734 | EA | FUSE-3 AMP, NORCOLD# 615388 |
| | 094039-01-726 | EA | SHELF-FREEZER EVAPORATOR, NORCOLD 615236 |
| | 084880-03-707 | EA | COVER FLAMP OR BULB - NORCOLD 616279 |
| | 094039-01-733 | EA | WIRE SHELF (MIDDLE) - NORCOLD 61563822 |
| | 094039-01-734 | EA | SHELF (TOP) W/RISE - NORCOLD 61563722 |
| | 094039-01-703 | EA | PLATE-HINGE, LH - BROWN - NORCOLD 61631422 |
| | 094039-01-709 | EA | PLATE-HINGE, TOP RH - LH BOTTOM - BROWN - NORCOLD 61 |
| | 094039-01-741 | EA | TRAY-SHELF, PLASTIC - GRAY - NORCOLD 61680922 |
| | 054450-01-000 | EA | LEVEL-REFRIGERATOR |
| | 084073-01-000 | EA | COVER-ROOF VENT, NORCOLD REFRIGERATOR - BEIGE |
| | 084073-04-000 | EA | BASE-ROOF VENT, NORCOLD REFRIGERATOR - BLACK |

1991 IFN36RA INDEX

| | | |
|-----------------------------------|------|------|
| FLOOR PLAN | F-23 | F-24 |
| ACCESSORIES | G-01 | G-14 |
| BATH | G-15 | G-20 |
| BEDROOM | G-21 | G-22 |
| CHASSIS | G-23 | H-07 |
| CURTAIN, CUSHION & PAD | H-08 | H-17 |
| DINETTE | H-18 | H-20 |
| DRIVERS | H-21 | I-02 |
| ELECTRICAL | I-03 | I-09 |
| EXTERIOR BODY | I-10 | I-16 |
| GALLEY | I-17 | I-24 |
| HEATING & A/C | J-01 | J-04 |
| INTERIOR FINISH | J-05 | J-08 |
| LABEL | J-09 | J-16 |
| LP | | J-17 |
| LOUNGE | J-18 | J-19 |
| SEALANTS & FASTENERS | J-20 | J-22 |
| WATER & SEWAGE | J-23 | K-04 |
| WINDOW, VENT AND EXTERIOR DOOR | K-05 | L-04 |

| KEY | PART NUMBER | U/M | DESCRIPTION |
|-----|---------------|-----|---|
| | 052954-01-000 | EA | ADAPTER-NOSE CONE, 3/8" OR 1/2" TUBING - PLASTIC - GRAY |
| | 077054-01-000 | EA | VALVE-PLASTIC, 1/2M X 1/2M, 1/4COMP |
| | 091208-01-000 | EA | WASHER-RUBBER, .06" X .75" X .5" |
| | 058708-01-000 | EA | RECEPTACLE-ELECTRIC, DOUBLE - BROWN |
| | 054039-08-000 | EA | REFRIGERATOR-NORCOLD, 2 WAY - W/ICE MAKER & DOUBLE DOOR |
| | 084880-03-701 | EA | COOLING UNIT (HORIZ BURNER) - NORCOLD 61687337 |
| | 084880-03-700 | EA | FLUE(HORIZONTAL) BURNER - NORCOLD 616161 |
| | 088248-01-709 | EA | HEATER-AC, (HORIZONTAL) - NORCOLD# 615627 |
| | 075217-01-737 | EA | CONTROL MODULE, NORCOLD# 61525022 |
| | 094039-04-702 | EA | POWER SUPPLY (2 WAY) - NORCOLD 61647122 |
| | 094039-04-701 | EA | EYEBROW (SHELL) 2 WAY - NORCOLD 61669822 |
| | 094039-04-700 | EA | PC BOARD-2 WAY, NORCOLD# 61647322 |
| | 084880-01-715 | EA | VALVE-SHUT OFF, MANUAL - NORCOLD# 61697922 |
| | 084880-01-713 | EA | CONNECTOR-MALE, INLET FITTING - NORCOLD# 615258 |
| | 054473-01-702 | EA | ORIFICE-NORCOLD 614521 |
| | 008248-01-706 | EA | BURNER-HORIZONTAL, NORCOLD 615881 |
| | 088248-01-708 | EA | ELECTRODE-IGNITION, (HORIZONTAL) - NORCOLD# 615732 |
| | 088248-01-712 | EA | FRAME-DOOR, LOWER - BROWN - NORCOLD 615576 |
| | 004880-01-733 | EA | DAIRY KEEPER - NORCOLD 615804 |
| | 064472-02-716 | EA | TRIM-CABINET, TOP - BROWN - NORCOLD# 613611 |
| | 046955-01-713 | EA | PIN-HINGE, NORCOLD# 611146 |
| | 064472-03-700 | EA | PIN-HINGE, BOTTOM - NORCOLD 615507 |
| | 064472-01-727 | EA | HINGE UPPER RIGHT, NORCOLD 613528 |
| | 094039-01-707 | EA | UPPER DOOR HANDLE ASSY(BRN) - NORCOLD 61650037 |
| | 094039-01-705 | EA | UPPER DOOR LINER (WHITE) BRN - NORCOLD 61581837-B |
| | 084880-01-735 | EA | HINGE BRKT, TOP LH-BTM RH BRN - NORCOLD 61580937 |
| | 084880-01-722 | EA | CRISPER COVER - NORCOLD 615641 |
| | 094039-01-731 | EA | CRISPER (GRAY) SILVER TRIM - NORCOLD 61571350 |
| | 064472-01-726 | EA | FRAME STRIP-CABINET, LEFT - NORCOLD 613820-32 |
| | 094039-01-720 | EA | CAB ASSEMBLY (BRN FRAME/WHT LINER) - NORCOLD# 616632 |
| | 084880-01-748 | EA | CABLE, NORCOLD 61571522 |
| | 084880-01-731 | EA | HINGE PIN, NORCOLD 61578123 |
| | 084880-01-744 | EA | HINGE PIN SHAFT (CTR HINGE), NORCOLD 61566723 |
| | 084880-01-726 | EA | HINGE BRACKET (CTR HINGE), NORCOLD 61566523 |
| | 084880-01-749 | EA | HINGE RUSHING - NORCOLD 615807 |
| | 088248-01-707 | EA | ELECTRODE-SENSOR, (HORIZONTAL), NORCOLD# 61573322 |
| | 094039-01-702 | EA | GASKET (GRAY) UPPER - NORCOLD 61567830 |
| | 094039-01-713 | EA | DOOR GASKET(LOWER) GRAY - NORCOLD 61568030 |
| | 094039-01-705 | EA | UPPER DOOR LINER (WHITE) BRN - NORCOLD 61581837-B |
| | 094039-01-714 | EA | LOWER DOOR LINER (BRN/WHT) - NORCOLD# 61581737-B |
| | 094039-01-715 | EA | LOWER DOOR LINER (BLK/WHT) - NORCOLD 61581738-B |
| | 094039-01-716 | EA | LOWER DOOR HANDLE ASSY (BRN) - NORCOLD# 61649937 |
| | 094039-01-717 | EA | LOWER DOOR HANDLE ASSY (BLK) - NORCOLD 61649938 |
| | 084880-01-718 | EA | VALVE-GAS, NORCOLD 61551822 |
| | 084880-03-705 | EA | BRACKET FRONTIOR REFRIGERATOR LIGHT - NORCOLD 61629722 |
| | 034880-03-705 | EA | LAMP (BULB) - NORCOLD 61628922 |
| | 084880-01-736 | EA | SWITCH-LIGHT, BLACK - NORCOLD# 61581022 |
| | 075217-01-738 | EA | SWITCH-HUMIDITY, NORCOLD 61525922 |
| | 084880-01-732 | EA | LATCH, NORCOLD 61578522 |
| | 084880-02-700 | EA | LOWER FLANGE 8663&8583, NORCOLD 61622123 |
| | 094039-01-732 | EA | FRONT COVER(BLK) BTM TRIM - NORCOLD 61622130 |
| | 094039-01-712 | EA | DOOR BIN(GRAY)SILVER BORDER - NORCOLD 61564050 |
| | 094039-01-718 | EA | MILK BIN (GRAY)W/SILVER TRIM - NORCOLD 61579450 |
| | 084880-01-748 | EA | PLUG-INSTALLATION, BROWN - NORCOLD 615797 |
| | 094039-01-740 | EA | PLUG-INSTALLATION, BLACK - NORCOLD 61579730 |
| | 084880-01-747 | EA | PLUG-HOLE, NORCOLD 61582022 |
| | 094039-01-722 | EA | HOLE PLUG (BLK) HINGE HOLES - NORCOLD 61582030 |
| | 094039-01-711 | EA | JUICE RACK(GRAY)W/SILVER TRIM - NORCOLD 61580540 |
| | 064472-01-749 | EA | PLUG-1/8", NORCOLD# 614453 |
| | 094039-01-711 | EA | JUICE RACK(GRAY)W/SILVER TRIM - NORCOLD 61580540 |
| | 064472-01-749 | EA | PLUG-1/8", NORCOLD# 614453 |
| | 064472-02-733 | EA | FRAME CAP-LOWER DOOR, TOP - NORCOLD 615580 |
| | 088248-01-711 | EA | FRAME-DOOR, UPPER - BROWN - NORCOLD 615575 |

| KEY | PART NUMBER | U/M | DESCRIPTION |
|-----|---------------|-----|---|
| | 075217-01-734 | EA | FUSE-3 AMP, NORCOLD# 61538822 |
| | 084880-03-707 | EA | COVER FLAMP OR BULB - NORCOLD 61627922 |
| | 094039-01-733 | EA | WIRE SHELF (MIDDLE) - NORCOLD 61563822 |
| | 094039-01-734 | EA | WIRE SHELF (TOP) W/RISE - NORCOLD 61553722 |
| | 094039-01-703 | EA | PLATE-HINGE, LH - BROWN - NORCOLD 61631422 |
| | 094039-01-704 | EA | HINGE PLATE (BLK) L.H. - NORCOLD 61631430 |
| | 094039-01-709 | EA | PLATE-HINGE, TOP RH - LH BOTTOM - BROWN - NORCOLD 61 |
| | 094039-01-710 | EA | HINGE PLATE(BLK) RHTOP LHBTM - NORCOLD 61631330 |
| | 094039-07-700 | EA | ICE MAKER, NORCOLD 61684937 |
| | 094039-07-701 | EA | BIN-ICE CUBE, NORCOLD 61688322 |
| | 094039-07-702 | EA | SHELF-WIRE, FREEZER - TALL - NORCOLD 61667722 |
| | 094039-07-703 | EA | SHELF-WIRE, FREEZER - SHORT - NORCOLD 61674122 |
| | 094039-01-741 | EA | TRAY-SHELF, PLASTIC - GRAY - NORCOLD 61689922 |
| | 094039-07-704 | EA | VALVE-WATER FILL, NORCOLD 61657022 GALLEY GROUP (CONTINUED) |

1991 ITASCA
TABLE OF CONTENTS

| | | |
|--------------------|------|------|
| INTRODUCTION | A-01 | A-02 |
| ABBREVIATIONS | | A-03 |
| ALPHABETICAL INDEX | A-04 | A-06 |
| ICN36RQ | A-07 | F-22 |
| IFN36RA | F-23 | L-04 |

1991 IFN36RA INDEX

| | | |
|-----------------------------------|------|------|
| FLOOR PLAN | F-23 | F-24 |
| ACCESSORIES | G-01 | G-14 |
| BATH | G-15 | G-20 |
| BEDROOM | G-21 | G-22 |
| CHASSIS | G-23 | H-07 |
| CURTAIN, CUSHION & PAD | H-08 | H-17 |
| DINETTE | H-18 | H-20 |
| DRIVERS | H-21 | I-02 |
| ELECTRICAL | I-03 | I-09 |
| EXTERIOR BODY | I-10 | I-16 |
| GALLEY | I-17 | I-24 |
| HEATING & A/C | J-01 | J-04 |
| INTERIOR FINISH | J-05 | J-08 |
| LABEL | J-09 | J-16 |
| LP | | J-17 |
| LOUNGE | J-18 | J-19 |
| SEALANTS & FASTENERS | J-20 | J-22 |
| WATER & SEWAGE | J-23 | K-04 |
| WINDOW, VENT AND EXTERIOR DOOR | K-05 | L-04 |

HEATING & AIR CONDITIONING GROUP
REAR HEATER OPTION LS11

HEATING & AIR CONDITIONING GROUP (CONTINUED)
CONTROL & PLENUM

1991 ITASCA
TABLE OF CONTENTS

| | | |
|--------------------|--------|------|
| INTRODUCTION | A-01 - | A-02 |
| ABBREVIATIONS | | A-03 |
| ALPHABETICAL INDEX | A-04 - | A-06 |
| ICN36RQ | A-07 - | F-22 |
| IFN36RA | F-23 - | L-04 |

1991 IFN36RA INDEX

| | | |
|------------------------|--------|------|
| FLOOR PLAN | F-23 - | F-24 |
| ACCESSORIES | G-01 - | G-14 |
| BATH | G-15 - | G-20 |
| BEDROOM | G-21 - | G-22 |
| CHASSIS | G-23 - | H-07 |
| CURTAIN, CUSHION & PAD | H-08 - | H-17 |
| DINETTE | H-18 - | H-20 |
| DRIVERS | H-21 - | I-02 |
| ELECTRICAL | I-03 - | I-09 |
| EXTERIOR BODY | I-10 - | I-16 |
| GALLEY | I-17 - | I-24 |
| HEATING & A/C | J-01 - | J-04 |
| INTERIOR FINISH | J-05 - | J-08 |
| LABEL | J-09 - | J-16 |
| LP | | J-17 |
| LOUNGE | J-18 - | J-19 |
| SEALANTS & FASTENERS | J-20 - | J-22 |
| WATER & SEWAGE | J-23 - | K-04 |
| WINDOW, VENT AND | | |
| EXTERIOR DOOR | K-05 - | L-04 |

| KEY | PART NUMBER | U/M | DESCRIPTION |
|-----|---------------|-----|--|
| | 009199-01-000 | FT | DUCT-HEAT, FLEXIBLE - 4" ID |
| | 009200-01-000 | EA | TAPE-FURNACE, 1 1/2" |
| | 023146-01-000 | EA | CLAMP-SCREW TYPE - 4" |
| | 059535-02-000 | EA | CONNECTOR-DUCT, 4" ID |
| | 000667-10-12B | EA | SCREW, 10-12 X 3/4 PPH.- ZN |
| | 007108-02-000 | FT | HOSE-HEATER, 3/4" ID |
| | 007108-01-000 | FT | HOSE-HEATER, 5/8" ID |
| | 008042-01-000 | FT | TUBING-VINYL, .65" ID |
| | 055464-05-000 | EA | REGISTER-PLASTIC W/O DAMPER - 4" DIAMETER - GOLDEN |
| | 062401-01-000 | EA | CLAMP-HOSE, WORMGEAR 25" - 1" |
| | 079659-01-000 | EA | HOSE-90 DEGREE, .61" ID X 4" X 36" |
| | 079059-02-000 | EA | HOSE-90 DEGREE, .61" ID X 4" X 6" |
| | 083081-01-000 | EA | HOSE-FORMED, 90 DEGREES |
| | 084405-01-000 | EA | HEATER ASM-REAR, DUCTED - W/MOTOR AID - EVANS |
| | 084405-01-700 | EA | HEATER CORE-EVANS# FT200229 |
| | 084405-01-701 | EA | FAN BLADES-EVANS# HV029931 |
| | 084405-01-702 | EA | MOTOR ASM-12 V, EVANS# 200146 |
| | 088753-01-000 | FT | TUBE-ALUMINIZED STEEL, 5/8" - 18 GAUGE |
| | 040731-01-000 | EA | NIPPLE-INLET MANIFOLD, GM-3838094 |
| | 061673-01-000 | EA | BRACKET-MOTOR AID TUBES, 4" X 1.5" - STEEL |
| | 062401-01-000 | EA | CLAMP-HOSE, WORMGEAR 25" - 1" |
| | 062401-04-000 | EA | CLAMP-HOSE, WORMGEAR .69" - 1.25" |
| | 071015-13-000 | EA | GROMMET-5/8" ID, FITS .09" MATERIAL, RUBBER |
| | 073194-02-000 | EA | CLAMP-HOSE, WORMGEAR 1 28" - 1.97" |
| | 080179-01-000 | EA | BRACKET-SUPPORT, HEATER HOSE - IN ENGINE COMPARTMENT |

A/C EVAPORATOR

| KEY | PART NUMBER | U/M | DESCRIPTION |
|-----|---------------|-----|--|
| | 088227-02-000 | EA | EVAPORATOR-A/C, ARA 0502213 |
| | 088227-02-701 | EA | BRACKET-BOWDEN CABLE MOUNTING, ARA 0409417 |
| | 088227-02-702 | EA | DOOR ASM., F.A./RECYCLING - ARA 0321330 |
| | 088227-02-703 | EA | SUCTION HOSE #10, ARA 0986712 |
| | 088227-01-700 | EA | DOOR ASSEMBLY, ARA 0320516 |
| | 088227-01-701 | EA | CRANK-MIX, ROUND DOOR - ARA 0318225 |
| | 088227-01-703 | EA | EVAPORATOR, CORE, ARA 0560571 |
| | 088227-01-704 | EA | VALVE, EXPANSION BLOCK, ARA 1297022 |
| | 088227-01-707 | EA | RESISTOR, FUSED A/C, ARA 0885515 |
| | 088227-01-708 | EA | MOTOR BLOWER, ARA 1120060 |
| | 088227-01-709 | EA | WHEEL REQUIRED BALANCING, ARA 0252084 |
| | 088227-01-711 | EA | CRANK, MIXING DOOR, ARA 0320480 |
| | 077052-01-700 | EA | COIL EVAPORATOR, ARA 0560458 |
| | 072342-03-709 | EA | O-RING, #10 - ARA 0059607 |
| | 072342-03-707 | EA | O-RING, #6 - ARA 0059605 |
| | 072341-01-708 | EA | SERVO-VACUUM CONTROL, ARA 1120040 |
| | 075789-01-718 | EA | O-RING-AEROQUIP FITTING, ARA 0543513 |
| | 086782-02-705 | EA | PIN, RETAINER, ARA 1701767 |
| | 072341-01-707 | EA | THERMOSTAT, ARA 1247312 |
| | 088227-02-705 | EA | HOSE LIQUID, ARA 0986713 |

| KEY | PART NUMBER | U/M | DESCRIPTION |
|-----|---------------|-----|---|
| | 091902-03-000 | EA | CONTROL/PLENUM ASM-ARA# 0508350 |
| | 072341-08-700 | EA | SWITCH-4 SPEED, FAN - ARA 0883502 |
| | 091902-02-700 | EA | ROD, A/C-HEAT DOOR, ARA 0321485 |
| | 091902-02-701 | EA | TRANSITION ASSEM. HI-TEMP, ARA 0766498 |
| | 091902-02-702 | EA | BRACKET, PLENUM MOUNT, ARA 0321501 |
| | 091902-02-703 | EA | GRILLE, ARA 0483164 |
| | 091902-01-700 | EA | DOOR, DEFROST/HEAT, ARA 0320579 |
| | 088227-01-711 | EA | CRANK, MIXING DOOR, ARA 0320480 |
| | 091902-01-701 | EA | MOTOR, VACUUM, ARA 1120042 |
| | 072341-01-708 | EA | SERVO-VACUUM CONTROL, ARA 1120040 |
| | 072341-01-710 | EA | CONTROL HEAD ASM W/O DECAL, ARA 0884970 |
| | 072341-01-722 | EA | DECAL-ONLY F/CONTROL HEAD, ARA 1900101 |
| | 072341-01-712 | EA | SWITCH-VACUUM, ARA 1298539 |
| | 091902-01-705 | EA | HARNESS & SOCKET JUMPER, ARA 0884635 |
| | 091902-01-706 | EA | CABLE, BOWDEN, ARA 0483152 |
| | 091902-01-707 | EA | HARNESS, WIRE, ARA 0885623 |
| | 091902-01-708 | EA | HARNESS, VACUUM, ARA 1000555 |
| | 077052-01-701 | EA | RELAY, ARA 1331142 |
| | 072341-08-700 | EA | RESERVOIR-VACUUM, ARA 1701039 |
| | 091902-01-709 | EA | GRILLE RETURN AIR, ARA 1701058 |
| | 094831-08-000 | EA | WIRE ASSEMBLY-AC COMPRESSOR ADAPTER - SCS 036-0054 |
| | 103347-01-000 | EA | WIRE ASSEMBLY-COOLING FAN ADAPTER |
| | 000G11-08-08B | EA | SCREW, 8-18 X 1/2 PPH - ZN |
| | 007076-01-700 | FT | HOSE-FLEXIBLE PVC - 2" ID |
| | 007108-01-000 | FT | HOSE-HEATER, 5/8" ID |
| | 007281-01-000 | EA | HOSE-FLEXIBLE PVC, 2.5" ID X 50' |
| | 007281-01-700 | FT | HOSE-FLEXIBLE PVC, 2.5" ID |
| | 024990-03-000 | EA | OUTLET-DEFROSTER, WITH SWIVEL - 2" - GRAY |
| | 056402-03-000 | EA | BRACKET-MOUNTING, ROUND HEAT VENT - METAL - GRAY |
| | 056402-04-000 | EA | BRACKET-MOUNTING, ROUND HEAT VENT - W/BEND - METAL - GRAY |
| | 062401-04-000 | EA | CLAMP-HOSE, WORMGEAR .69" - 1.25" |
| | 091930-02-000 | EA | DUCT-DEFROSTER, W/O SIDE OUTLET - ARA# 0571020 |
| | | | FROM: 00-00-00 THRU: 07-22-90 |
| | 091930-03-000 | EA | DUCT-DEFROSTER, W/O SIDE OUTLET - ARA 0571109 |
| | | | FROM: 07-23-90 THRU: 99-99-99 |

A/C COMPRESSOR & SYSTEM COMPONENTS

| KEY | PART NUMBER | U/M | DESCRIPTION |
|-----|---------------|-----|---|
| | 072343-08-000 | EA | COMPRESSOR/CLUTCH-460 EFI, TOP DISCHARGE - ARA# 0529039 |
| | 096814-02-000 | EA | MOUNT & DRIVE PACKAGE, A/C COMPRESSOR - 460 EFI |
| | 083610-01-000 | EA | CLAMP-WIRE, DUAL - UNEQUAL DIAMETERS - .75" & 1.25" |
| | 088753-01-000 | FT | TUBE-ALUMINIZED STEEL, 5/8" - 18 GAUGE |
| | 091930-02-000 | EA | DUCT-DEFROSTER, W/O SIDE OUTLET - ARA# 0571020 |
| | 062401-01-000 | EA | CLAMP-HOSE, WORM GEAR 25" - 1" |

A/C CONDENSER

| KEY | PART NUMBER | U/M | DESCRIPTION |
|-----|---------------|-----|--|
| | 096815-01-000 | EA | CONDENSER ASM-A/C, FORD - ARA# 0519539 |
| | 096815-01-700 | EA | COIL, CONDENSER, ARA 0519545 |
| | 072342-03-701 | EA | RECEIVER-DRIER, ARA 1273235 |
| | 072342-03-707 | EA | O-RING, #6 - ARA 0059605 |
| | 075789-01-718 | EA | O-RING-AEROQUIP FITTING, ARA 0543513 |
| | 074013-02-716 | EA | VALVE-SERVICE, ARA 0058337 |
| | 096815-01-701 | EA | HOSE ASM #8, ARA 0987061 |
| | 072342-03-709 | EA | O-RING, #10 - ARA 0059607 |
| | 096815-01-702 | EA | O-RING, #8 - ARA 0059606 |
| | 072341-01-716 | EA | VALVE-DISCHARGE, 1/2" O-RING - ARA 0548325 |

HEATING & AIR CONDITIONING GROUP (CONTINUED)
SUBURBAN FURNACE & WALL THERMOSTAT

HEATING & AIR CONDITIONING GROUP (CONTINUED)
ROOF A/C-13,500 BTU U.S. & CANADIAN

1991 ITASCA
TABLE OF CONTENTS

| | | |
|--------------------|--------|------|
| INTRODUCTION | A-01 - | A-02 |
| ABBREVIATIONS | | A-03 |
| ALPHABETICAL INDEX | A-04 - | A-05 |
| IFN36RQ | A-07 - | F-22 |
| IFN36RA | F-23 - | L-04 |

1991 IFN36RA INDEX

| | | |
|------------------------|--------|------|
| FLOOR PLAN | F-23 - | F-24 |
| ACCESSORIES | G-01 - | G-14 |
| BATH | G-15 - | G-20 |
| BEDROOM | G-21 - | G-22 |
| CHASSIS | G-23 - | H-07 |
| CURTAIN, CUSHION & PAD | H-08 - | H-17 |
| DINETTE | H-18 - | H-20 |
| DRIVERS | H-21 - | I-02 |
| ELECTRICAL | I-03 - | I-09 |
| EXTERIOR BODY | I-10 - | I-16 |
| GALLEY | I-17 - | I-24 |
| HEATING & A/C | J-01 - | J-04 |
| INTERIOR FINISH | J-05 - | J-08 |
| LABEL | J-09 - | J-16 |
| LP | | J-17 |
| LOUNGE | J-18 - | J-19 |
| SEALANTS & FASTENERS | J-20 - | J-22 |
| WATER & SEWAGE | J-23 - | K-04 |
| WINDOW, VENT AND | | |
| EXTERIOR DOOR | K-05 - | L-04 |

| KEY | PART NUMBER | U/M | DESCRIPTION |
|-----|---------------|-----|---|
| | 093365-01-000 | EA | THERMOSTAT-WALL, FURNACE - SUBURBAN 0160902 |
| | 092300-02-000 | EA | FURNACE-SUBURBAN, 34,000 BTU - NT 31B |
| | 092300-01-705 | EA | ELECTRODE, SUBURBAN 230956 |
| | 069634-01-713 | EA | RELAY, TIME DELAY 20&30 BTU, SUBURBAN 231202 |
| | 075696-01-700 | EA | MOTOR ASM-SUBURBAN# 231208 |
| | 092300-01-720 | EA | WHEEL-ROOM AIR, SUBURBAN 350113 |
| | 092300-02-702 | EA | MICROSWITCH ASM, SUBURBAN# X230509 |
| | 092300-01-726 | EA | WHEEL-COMB AIR, SUBURBAN 350110 |
| | 075696-02-728 | EA | GASKET-CROSSOVER TUBE, SUBURBAN 070385 |
| | 092300-01-724 | EA | GASKET-MOTOR MOUNT, SUBURBAN 070384 |
| | 092300-01-727 | EA | GASKET-COMBUSTION AIR HOUSING, SUBURBAN 070386 |
| | 092300-01-711 | EA | VENT CAP ASSEMBLY, SUBURBAN X260179 |
| | 069634-01-729 | EA | VALVE-GAS, JOHNSON - SUBURBAN 160832 |
| | 092300-01-701 | EA | CABINET FRONT, SUBURBAN 101172 |
| | 092300-01-708 | EA | SWITCH LIMIT, SUBURBAN 231440 |
| | 069634-01-720 | EA | ORIFICE-MAIN BURNER, SUBURBAN# 0180222 |
| | 092300-01-704 | EA | GASKET-ELECTRODE, SUBURBAN 070163 |
| | 069634-01-706 | EA | MODULE BOARD, SUBURBAN# 231427 |
| | 092300-01-718 | EA | ELBOW 90°, SUBURBAN 70374 |
| | 069634-01-716 | EA | VALVE-MANUAL SHUTOFF, SUBURBAN 160740 |
| | 092300-01-717 | EA | WIRE ASSEMBLY (POWER SUPPLY) - SUBURBAN X231428 |
| | 092300-01-706 | EA | DOOR-BURNER ACCESS, SUBURBAN 030523 |
| | 069634-01-732 | EA | GASKET-BURNER ACCESS DOOR, SUBURBAN 070398 |
| | 075696-02-709 | EA | DISC-GLASS, SUBURBAN 310026 |
| | 092300-01-715 | EA | MANIFOLD ASSEMBLY, SUBURBAN 17103- |
| | 069634-01-712 | EA | GASKET-MANIFOLD, SUBURBAN 070408 |
| | 092300-01-712 | EA | BURNER ASM, SUBURBAN X010701 |
| | 092500-01-721 | EA | BLOWER HOUSING ASSEMBLY, SUBURBAN 390263 |
| | 075696-02-727 | EA | BRACKET-MOTOR MOUNT, SUBURBAN# 062128 |
| | 092300-03-702 | EA | HOUSING, COMB. AIR ASM NT-34BW - SUBURBAN X390417 |
| | 092300-01-728 | EA | HOUSING, COMB AIR (OUTSIDE) - SUBURBAN 390424 |
| | 092300-02-700 | EA | COMBUSTION CHAMBER ASM, 30&34 RW - SUBURBAN X021015 |
| | 069634-01-720 | EA | ORIFICE-MAIN BURNER, SUBURBAN# 180222 |
| | 092300-03-701 | EA | MOTOR ASSEMBLY (NT-34BW) |
| | 092300-01-700 | EA | CABINET, SUBURBAN X101176 |

HEATING SYSTEM COMPONENTS

| KEY | PART NUMBER | U/M | DESCRIPTION |
|-----|---------------|-----|---|
| | 007076-01-000 | FT | HOSE-FLEXIBLE PVC - 2" ID |
| | 098342-01-000 | EA | WYE-CONNECTOR, 2.5" FLEXHOSE |
| | 092775-01-000 | EA | ADAPTER-DUCT, 2" |
| | 089326-01-000 | EA | GRILLE-FLOOR, HEATING - 9.3" X 5.4" - BROWN |
| | 092321-01-000 | FT | INSULATION-FIBERGLASS, W/ALUMINUM FOIL |
| | 093614-01-01A | EA | GRILLE-RETURN AIR, FURNACE - 15 6" X 7 6" - BROWN |
| | 094600-01-02A | EA | REGISTER-HEAT, FLOOR-W/O DAMPER-3.6" X 10.5" X 1.4" - BROWN |
| | 094600-02-02A | EA | REGISTER-HEAT, FLOOR - W/DAMPER - 3.6" X 10.5" X 1.4" BROWN |
| | 024990-01-000 | EA | OUTLET-DEFROSTER, WITH SWIVEL - 2" - TAN |
| | 024990-03-000 | EA | OUTLET-LOUVERED, W/SWIVEL - 2" - GRAY |
| | 084077-03-000 | EA | COVER-BLANK, ROOF A/C - IVORY |

| KEY | PART NUMBER | U/M | DESCRIPTION |
|-----|---------------|-----|---|
| | 008356-01-000 | EA | CONNECTOR-PLASTIC, 3/8" AVG |
| | 074983-01-000 | EA | LABEL-A/C SELECTOR |
| | 073937-03-000 | EA | SWITCH-ROTARY SELECTOR, 3 DECK - A/C - CA20-USA892 |
| | 073937-01-700 | EA | KNOB-ROTARY SWITCH, A/C SELECTOR - 145749 |
| | 093763-01-04A | EA | A/C-ROOF, 13500 BTU - OFF WHITE - COLEMAN 6759D707/6759E7 |
| | 093763-04-700 | EA | SHROUD(BEIGE/CHARCOAL), COLEMAN# 6759-46U1 |
| | 093306-01-701 | EA | DECAL PKG. LEFT&RIGHT, COLEMAN 6798B3591 |
| | 093763-01-702 | EA | OVERLOAD, COLEMAN# 6759-3931 |
| | 093763-01-712 | EA | FAN BLADE-CONDENSER, COLEMAN# 6733-3221 |
| | 076303-01-712 | EA | MOTOR, COLEMAN# 6707A3119 |
| | 093763-01-703 | EA | IMPELLOR-7" DIA X 2 8" WIDE, COLEMAN# 6759-3271 |
| | 091225-01-709 | EA | START RELAY, COLEMAN# 1497-4131 |
| | 091225-01-710 | EA | START CAPACITOR, COLEMAN# 1497-C881 |
| | 073742-02-704 | EA | RUN CAPACITOR (COMPRESSOR), COLEMAN 14994661 |
| | 093763-01-704 | EA | CAPACITOR-FAN, COLEMAN# 1499-3461 |
| | 093763-01-708 | EA | CONDENSER COIL-COLEMAN# 1452-1251 |
| | 093763-01-709 | EA | COMPRESSOR-COLEMAN 6749A3609 |
| | 093763-01-707 | EA | EVAPORATOR COIL-COLEMAN# 1452-1351 |
| | 081605-01-708 | EA | LIMIT SWITCH (OPEN 160,CLOSE 110), COLEMAN# 6703-3041 |

CEILING ASSEMBLY U.S. & CANADIAN

| KEY | PART NUMBER | U/M | DESCRIPTION |
|-----|---------------|-----|--|
| | 093764-01-000 | EA | CEILING ASM-A/C COOL ONLY, TSR - COLEMAN 6759D714 |
| | 042204-01-709 | EA | THERMOSTAT IN-64,OUT-58, COLEMAN# 6701-3401 |
| | 042205-01-702 | EA | THERMOSTAT IN-89,OUT-58, COLEMAN# 6703-3401 |
| | 093763-01-706 | EA | HEAT ELEMENT-COLEMAN# 6798-3321 |
| | 073742-01-701 | EA | SELECTOR SWITCH (5 TERMINAL), COLEMAN# 6759-3251 |
| | 073742-01-702 | EA | DECAL COOL ONLY, COLEMAN# 6759C3431 |
| | 073742-01-703 | EA | DECAL HEAT&COOL, COLEMAN# 6759-3491 |
| | 091225-01-713 | EA | KNOB (2 PER PACKAGE), COLEMAN# 6701-3351 |
| | 076303-01-707 | EA | FILTER-6" X 14 3/4" X 1/2", 12 PER PKG - COLEMAN 6703A3151 |
| | 093763-01-710 | EA | SINGLE PARTS PACKAGE, COLEMAN# 6759-5841 |
| | 091225-01-717 | EA | DECAL (THERMOSTAT) COOL ONLY, COLEMAN# 6799A3441 |
| | 093763-01-705 | EA | DECAL-HEAT/COOL, THERMOSTAT, COLEMAN# 6799A3471 |
| | 081606-01-712 | EA | CEILING SHROUD (IVORY), COLEMAN# 6769-5061 |
| | 093763 01-711 | EA | GASKET PACKAGE, COLEMAN 67593281 |
| | 102289-01-000 | EA | SPRING-SCREW, ROOF A/C GASKET - COLEMAN 6757-150 |

ROOF A/C-13,500 BTU - EUROPEAN

| KEY | PART NUMBER | U/M | DESCRIPTION |
|-----|---------------|-----|---|
| | 008356-01-000 | EA | CONNECTOR-PLASTIC, 3/8" AVG |
| | 074983-01-000 | EA | LABEL-A/C SELECTOR |
| | 092440-01-000 | EA | A/C-ROOF, 13500 BTU - 220V - 50HZ - COLEMAN# 6713C750 |
| | | | PIECE PARTS NOT AVAILABLE WHEN PROCESSED |
| | 092441-01-000 | EA | CEILING ASM-A/C, 220V - 50HZ - COLEMAN# 6712ET16 |
| | | | PIECE PARTS NOT AVAILABLE WHEN PROCESSED |
| | 073937-03-000 | EA | SWITCH-ROTARY SELECTOR, 3 DECK - A/C - CA20-USA892 |
| | 073937-01-700 | EA | KNOB-ROTARY SWITCH-A/C SELECTOR |
| | 102289-01-000 | EA | SPRING-SCREW, ROOF A/C GASKET - COLEMAN 6757-150 |

**INTERIOR FINISH GROUP
ASSIST HANDLE & ENTRY DOOR STRIKE COVER**

| KEY | PART NUMBER | U/M | DESCRIPTION |
|-----|---------------|-----|--|
| | 077701-03-000 | EA | COVER-STRIKE, ENTRY DOOR - 6 5" X 2 5" - PLASTIC - OFF WHITE |
| | 065177-02-000 | EA | BRACKET-MOUNTING, ASSIST HANDLE |
| | 000016-07-100 | EA | BOLT CARRIAGE, ASSIST HANDLE - 7/16" - 14 X 1" ZN |
| | 000020-07-000 | EA | NUT-ACORN - ASSIST HANDLE - 7/16" X 14 ZN |
| | 053552-02-AA8 | EA | HANDLE-ASSIST, INTERIOR - ENTRY DOOR - VINYL |

WALL CLOCK

| KEY | PART NUMBER | U/M | DESCRIPTION |
|-----|---------------|-----|---|
| | 100793-01-01A | EA | CLOCK-WALL, OVAL -GOLDENAIRE,545121 A |
| | 101333-01-000 | EA | BACKPLATE-CLOCK, IN WALL SHIELD FOR CLOCK |

FLOOR COVERINGS & COMPONENTS

| KEY | PART NUMBER | U/M | DESCRIPTION |
|-----|---------------|-----|--|
| | 095060-15-000 | SY | CARPET - (B29) |
| | 095060-18-000 | SY | CARPET - (B30) |
| | 095060-20-000 | SY | CARPET - (B31) |
| | 093488-01-000 | SY | CARPET-COMPARTMENT, 54" WIDE - DARK GRAY |
| | 075233-01-000 | SY | PAD-CARPET, 3/8" X 6" |
| | 076314-02-000 | FT | TAPE-CARPET SEAM, HEAT-BOND |
| | 100659-10-B29 | EA | TRIM-CARPET, 78.7" - WOOD |
| | 093873-01-02A | EA | TRIM-J, CARPET - 12' LONG - VINYL |

FLOOR MATS

| KEY | PART NUMBER | U/M | DESCRIPTION |
|-----|---------------|-----|------------------------------|
| | 081075-02-000 | EA | MAT-FLOOR, ENTRANCE |
| | 081201-02-000 | EA | MAT-FLOOR, FRONT - DRIVER |
| | 081202-02-000 | EA | MAT-FLOOR, FRONT - PASSENGER |

LOCKBOX & LOCK

| KEY | PART NUMBER | U/M | DESCRIPTION |
|-----|---------------|-----|--|
| | 093660-01-000 | EA | LOCKBOX-W/O LOCK |
| | 093601-01-000 | EA | LOCK-SECURITY, W/2 KEYS - FOR LOCKBOX (BLANK KEY IS N/A) |

DECORATIVE PICTURES IN AISLE

| KEY | PART NUMBER | U/M | DESCRIPTION |
|-----|---------------|-----|-------------------------------|
| | 102441-01-000 | EA | PICTURES-DECORATIVE, SET OF 3 |
| | 102441-02-000 | EA | BRACKET-PICTURE MOUNT |
| | 102441-03-000 | EA | SCREW-T, PICTURE MOUNT |

**INTERIOR FINISH GROUP (CONTINUED)
CABINET AND WALL MOLDINGS AND TRIMS**

| KEY | PART NUMBER | U/M | DESCRIPTION |
|-----|---------------|-----|---|
| | 099571-01-01A | EA | TRIM-ROOF COVE, INTERIOR - OFF WHITE - 12' X 2.9" - PLASTIC |
| | 102239-01-01A | EA | COVER-SPLICE, COVE TRIM - 1.5" X 3" - PLASTIC - OFF WHITE |
| | 009767-12-000 | FT | MOLDING-SIDEWALL TO CEILING/CABINET - WELTING - OFF WHITE |
| | 009809-21-000 | EA | MOLDING-PLASTIC CORNER, OUTSIDE - 1" - WOODGRAIN |
| | 009809-23-000 | EA | MOLDING-PLASTIC CORNER, OUTSIDE - 1" - IVORY |
| | 009812-22-000 | EA | MOLDING-PLASTIC CORNER, OUTSIDE - 1/2" X 7" - BROWN |
| | 022992-11-000 | FT | MOLDING-REVERSE COVE, T-SHAPED - VINYL - IVORY |
| | 077840-01-B27 | EA | MOLDING-WALL CAP, 8' LONG - L-SHAPED WOOD |
| | 042357-15-000 | EA | MOLDING-CORNER, RADIUS - 1.5" X 7" EA - PLASTIC - WOODGRAIN |
| | 081294-02-000 | EA | MOLDING-SHELF, KNOTCHED WOOD - 8' INC |
| | 076325-28-000 | FT | MOLDING-EDGE BAND, 1 5/16" WIDE |
| | 076325-25-000 | FT | MOLDING-EDGE BAND, 1 5/16" WIDE - WOODGRAIN - OAK |
| | 083620-08-000 | FT | T-MOLDING, END CAP EDGE - 3/4" - OAK |
| | 080176-03-000 | EA | CAP-TOP, RADIUS CORNER MOLDING - PLASTIC - PECAN |
| | 081521-02-007 | EA | MOUNT-METAL MOLDING, FOR RADIUS CORNER MOLDING - 12 5' |
| | M03450-09-000 | EA | TRIM-OAK, MIRROR |
| | 093281-01-Y12 | EA | TRIM-OAK, DOOR - 2" X 74.3" |
| | 100659-10-B29 | EA | TRIM-FLOOR, 72" X 1" X 1 1/2" - WOOD |
| | 052859-01-AA8 | FT | TRIM-EDGE, VINYL - 1.5" WIDE - BEIGE |
| | 100182-10-B29 | EA | TRIM-CHAIR RAIL, WALL - 2.5" X 8" - WOOD |
| | 070504-19-000 | FT | U CHANNEL, .815" - PLASTIC - BROWN |
| | 042356-01-000 | EA | PLUG-BUTTON, MAHOGANY - 3/8" DIAMETER |
| | 074045-01-000 | EA | PLUG-OAK, 3/8" DIAMETER |
| | 100041-04-000 | EA | MOLDING-VINYL WRAPPED, .7" X 3.5" X 72" - WOODGRAIN |
| | 076599-01-016 | EA | LUMBER-.7" X 1.4" X 70.8", W/7 DEGREE BEVEL ON 1 FACE |

BATT STRIPS

| KEY | PART NUMBER | U/M | DESCRIPTION |
|-----|---------------|-----|--|
| | 085284-32-000 | FT | BATT STRIP-WOODGRAIN PANELING, ADHESIVE BACK - OAK |
| | 069733-78-000 | EA | BATT STRIP-WOODGRAIN, 8' EA - OAK |
| | 079653-09-000 | EA | BATT STRIP-KERFED, WOODGRAIN |
| | 088263-55-000 | EA | BATT STRIP-BATH, W/BLOSSOMS 8' EA |
| | 085284-41-000 | FT | BATT STRIP-W/BLOSSOMS, ADHESIVE BACKED |
| | 088263-54-000 | EA | BATT STRIP-DECORATIVE, FLAIN - 8' EA |
| | 085284-42-000 | FT | BATT STRIP-DECORATIVE, PLAIN - ADHESIVE BACK |
| | 086229-04-000 | EA | BATTEN-CEILING, 1" - IVORY - 8' LONG |
| | 086229-01-000 | EA | RETAINER-BATTEN, CEILING .75" WIDE - 7.6' EA |

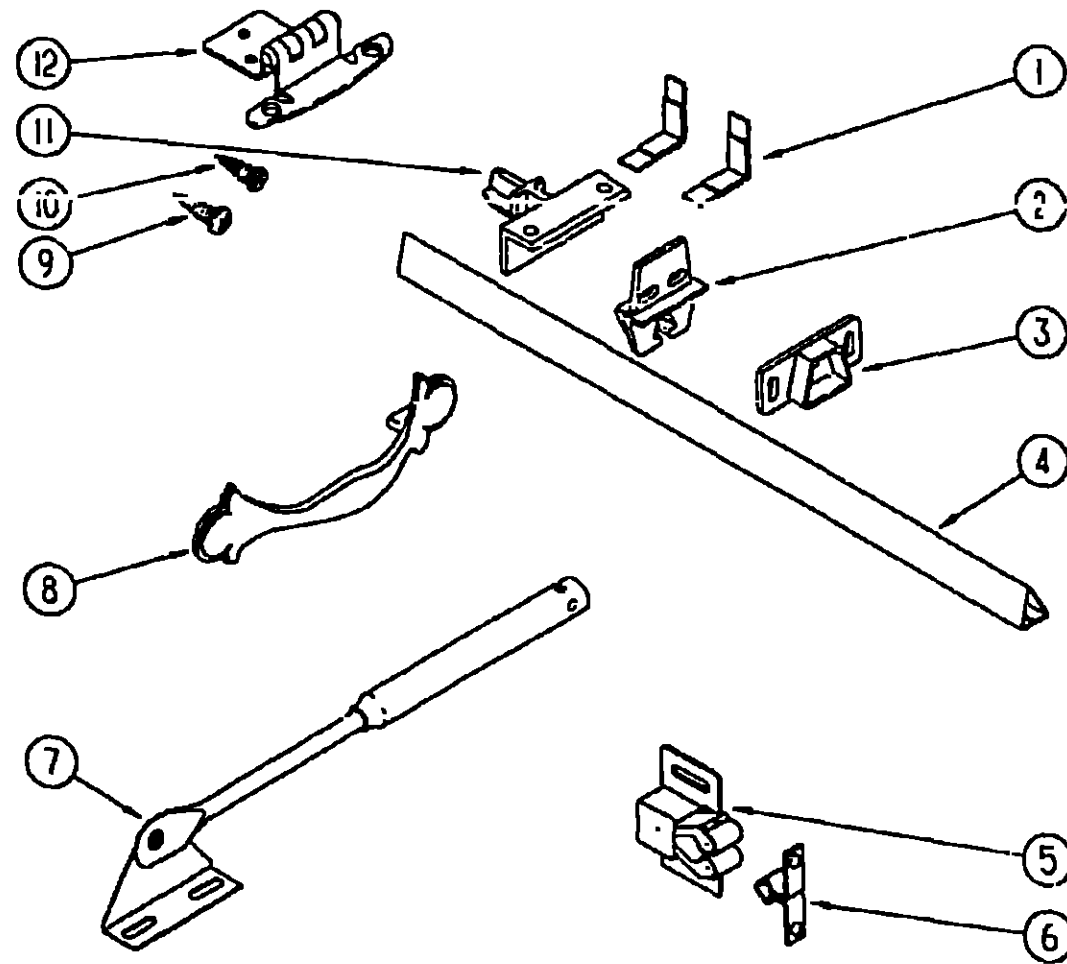
**1991 ITASCA
TABLE OF CONTENTS**

| | | |
|--------------------|--------|------|
| INTRODUCTION | A-01 - | A-02 |
| ABBREVIATIONS | | A-03 |
| ALPHABETICAL INDEX | A-04 - | A-06 |
| ICN36RQ | A-07 - | F-22 |
| IFN36RA | F-23 - | L-04 |

1991 IFN36RA INDEX

| | | |
|------------------------|--------|------|
| FLOOR PLAN | F-23 - | F-24 |
| ACCESSORIES | G-01 - | G-14 |
| BATH | G-15 - | G-20 |
| BEDROOM | G-21 - | G-22 |
| CHASSIS | G-23 - | H-07 |
| CURTAIN, CUSHION & PAD | H-08 - | H-17 |
| DINETTE | H-18 - | H-20 |
| DRIVERS | H-21 - | I-02 |
| ELECTRICAL | I-03 - | I-09 |
| EXTERIOR BODY | I-10 - | I-16 |
| GALLEY | I-17 - | I-24 |
| HEATING & A/C | J-01 - | J-04 |
| INTERIOR FINISH | J-05 - | J-08 |
| LABEL | J-09 - | J-16 |
| LP | | J-17 |
| LOUNGE | J-18 - | J-19 |
| SEALANTS & FASTENERS | J-20 - | J-22 |
| WATER & SEWAGE | J-23 - | K-04 |
| WINDOW, VENT AND | | |
| EXTERIOR DOOR | K-05 - | L-04 |

INTERIOR FINISH GROUP (CONTINUED)



CABINET HARDWARE

| KEY | PART NUMBER | U/M | DESCRIPTION |
|-----|---------------|-----|---|
| 1 | 037688-02-000 | EA | L-CORNER GUIDE (DRAWERS) |
| 2 | 037688-03-000 | EA | GLIDE-CENTER, DRAWER |
| 3 | 037688-05-000 | EA | BRACKET-RAIL MOUNTING, REAR |
| 4 | 037688-01-000 | EA | RAIL-V GUIDE, DRAWER |
| 5 | 093555-03-000 | EA | CATCH-SPRING, ROLLER |
| 6 | 093586-04-000 | EA | STRIKE-SPRING STEEL |
| 7 | 074493-02-000 | EA | SUPPORT-OVERHEAD DOOR, SPRUNG |
| 8 | 100273-01-000 | EA | PULL-CABINET, ANTIQUE BRASS |
| 9 | 000G13-06-10G | EA | SCREW-6-20 X 5/8 PFH, ANTIQUE BRASS |
| 10 | 000G11-08-12B | EA | SCREW-8 - 18 X 3/4 PPH - ZINC |
| 11 | 037688-04-000 | EA | BRACKET-RAIL MOUNTING, FRONT |
| 12 | 059777-02-000 | EA | HINGE-CABINET DOOR, BURNISHED BRASS |
| | 098979-01-000 | EA | CLIP-ADJUSTABLE SHELF |
| | 098980-02-000 | EA | PILASTER-ADJUSTABLE SHELF, 12' LONG |
| | 023320-01-000 | EA | PAD-FELT, 3/8" DIAMETER - BROWN |
| | 016604-03-000 | EA | BRACE-CABINET ANGLE, 2.5' - BEIGE |
| | 016604-05-000 | EA | BRACE-CABINET ANGLE, 2.5' - OFF WHITE |
| | 065740-01-000 | EA | BRACE-CABINET CORNER, PLASTIC |
| | 083125-03-000 | EA | BRACE-ANGLE, COUCH/DINETTE - 2.5' - METAL - TAN |
| | 081295-01-AA8 | EA | SUPPORT-BASE, DINETTE - 1.5' X 28" - WOOD |
| | 085774-01-000 | FT | FASTENER-DUAL HOOK, 1" WIDE - ADHESIVE BACK - BLACK |
| | 085774-02-000 | FT | FASTENER-DUAL LOOP, 1" WIDE - ADHESIVE BACK - BLACK |
| | 091261-01-000 | FT | BACKING-NON SKID, 1" WIDE (100' ROLL) |
| | 009059-01-000 | EA | HINGE-BRASS, 2" X 1.4" |
| | 009059-02-000 | EA | HINGE-DOOR, 2" X 2.7" - BRASS |
| | 041953-03-000 | FT | CONDUIT-CONFOULATED SLIT, 1 ID - CLOTHES ROD COVER |
| | 009112-01-000 | EA | FLANGE, 1" ROD - CLOTHES - PLASTIC - WHITE |
| | 042438-01-000 | EA | DOWEL-WOOD, CLOTHES ROD - 1" X 4" |
| | 075943-02-000 | EA | BRACE-ANGLE, W/HOLES - 1" X 1.5" X 14" - ALUMINUM - BEIGE |
| | 063716-01-001 | EA | BRACE-90 DEGREE ANGLE, 192" - EXTRUDED ALUMINUM |
| | 029094-04-000 | YD | VELCRO TAPE-LOOP, 1" WIDE - BLACK |
| | 029095-03-000 | YD | VELCRO TAPE-HOOK, 1" WIDE - BLACK |
| | 083125-05-000 | EA | BRACE-COUCH, 2.5' - BEIGE |

INTERIOR FINISH GROUP (CONTINUED)

PANELING AND LAMINATES

| KEY | PART NUMBER | U/M | DESCRIPTION |
|-----|---------------|-----|---|
| | 074497-17-000 | SF | PANELING-WOODGRAIN, 4' X 8' - INCREMENTS OF 32 SF |
| | 076773-07-000 | SF | PANELING-TWO SIDED, 4' X 8' - LIGHT OAK - INCREMENTS OF 32 SF |
| | 088272-76-000 | SF | PANELING-DECORATIVE, MAIN - 4' X 7' - INC OF 28 SF |
| | 088272-75-000 | SF | PANELING-DECORATIVE, W/BLOSSOMS - 4' X 7' - INC OF 28 SF |
| | 074498-36-000 | SF | LAMINATE-PLASTIC, 5' X 8' - ROSE - INCREMENTS OF 40 SF |
| | 074498-24-000 | SF | LAMINATE-PLASTIC, 5' X 8' - WOODGRAIN - INCREMENTS OF 40 SF |
| | 093743-01-02A | SF | PLASTIC-ABS, 11 5" WIDE - OFF WHITE |
| | 000885-48-000 | SF | PARTICLE BOARD-2 SIDES VINYL COVERED, 3/4" X 5' X 8' - WOODGRAIN |
| | 000885-46-000 | SF | PARTICLE BOARD-1 SIDE VINYL COVERED, 3/8" X 48" X 96" - WOODGRAIN |
| | 089297-01-000 | SF | PLYWOOD-LUAN, OVERLAY GRADE - 4' X 8' - INC OF 32 SF |

DRAWER SLIDES

| KEY | PART NUMBER | U/M | DESCRIPTION |
|-----|---------------|-----|----------------------|
| | 084466-06-000 | EA | SLIDE-COMplete, 12' |
| | 084466-02-000 | EA | SLIDE-DRAWER, FRONT |
| | 084466-03-000 | EA | SLIDE-DRAWER, REAR |
| | 084466-04-000 | EA | SLIDE-CABINET, FRONT |
| | 084466-05-000 | EA | SLIDE-CABINET, REAR |

**1991 ITASCA
TABLE OF CONTENTS**

| | | |
|--------------------|------|------|
| INTRODUCTION | A-01 | A-02 |
| ABBREVIATIONS | | A-03 |
| ALPHABETICAL INDEX | A-04 | A-06 |
| ICN36RA | A-07 | F-22 |
| IFN36RA | F-23 | L-04 |

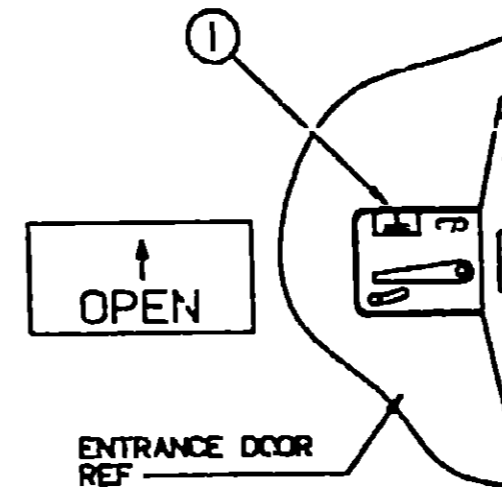
1991 IFN36RA INDEX

| | | |
|-------------------------|------|------|
| FLOOR PLAN | F-23 | F-24 |
| ACCESSORIES | G-01 | G-14 |
| BATH | G-15 | G-20 |
| BEDROOM | G-21 | G-22 |
| CHASSIS | G-23 | H-07 |
| CURTAIN, CUSHION & PADH | H-08 | H-17 |
| DINETTE | H-18 | H-20 |
| DRIVERS | H-21 | I-02 |
| ELECTRICAL | I-03 | I-09 |
| EXTERIOR BODY | I-10 | I-16 |
| GALLEY | I-17 | I-24 |
| HEATING & A/C | J-01 | J-04 |
| INTERIOR FINISH | J-05 | J-08 |
| LABEL | J-09 | J-16 |
| LP | | J-17 |
| LOUNGE | J-18 | J-19 |
| SEALANTS & FASTENERS | J-20 | J-22 |
| WATER & SEWAGE | J-23 | K-04 |
| WINDOW, VENT AND | | |
| EXTERIOR DOOR | K-05 | L-04 |

LABEL GROUP
MISCELLANEOUS LABELS & TAGS

| KEY | PART NUMBER | U/M | DESCRIPTION |
|-----|---------------|-----|--|
| | 093236-01-000 | EA | LABEL-CIRCUIT BREAKER, MAIN |
| | 093237-01-000 | EA | LABEL-CIRCUIT BREAKER, FRONT - BATTERY CONDITION/RADIO |
| | 093237-03-000 | EA | LABEL-CIRCUIT BREAKER, FRONT - POWER SEAT (LIFT) |
| | 093237-05-000 | EA | LABEL-CIRCUIT BREAKER, FRONT - REAR PANEL |
| | 093237-07-000 | EA | LABEL-CIRCUIT BREAKER, FRONT - REAR PNL/CONV |
| | 093237-09-000 | EA | LABEL-CIRCUIT BREAKER, FRONT - INVERTER |
| | 095506-01-000 | EA | LABEL-COMPARTMENT NOT SEALED" |
| | 050225-01-000 | EA | LABEL-WARNING, STOVE VENT - US |
| | 097236-01-000 | EA | LABEL-CABLE, INPUT |
| | 087236-02-000 | EA | LABEL-TV, OUTLET |
| | 006331-01-000 | EA | LABEL-POTABLE WATER ONLY |
| | 061506-01-000 | EA | LABEL-OVERLAY, VEHICLE CERTIFICATION - ADHESIVE BACKED |
| | 079965-01-000 | EA | LABEL-WARNING, STOWED, MOTION |
| | 099509-01-000 | EA | LABEL-AWNING INSTALLATION |
| | 061417-01-000 | EA | LABEL-FUEL ON FUEL FILL DOOR |
| | 091243-01-000 | EA | LABEL-FJC COVER |
| | 095641-01-000 | EA | LABEL-FUEL, UNLEADED - DASH - CANADIAN |
| | 091224-02-000 | EA | LABEL-TRAILER LIGHTING |
| | 050222-01-000 | EA | LABEL-STOVE VENT, CANADIAN |
| | 094675-01-000 | EA | LABEL-EXTERIOR LIGHT, SERVICE |
| | 006195-01-000 | EA | LABEL-ELECTRICAL TEST |
| | 006196-01-000 | EA | LABEL-GAS TEST |
| | 006197-01-000 | EA | LABEL-WATER TEST |
| | 006054-01-000 | EA | LABEL-SEAT W/O SEATBELT |
| | 005054-02-000 | EA | LABEL-SEAT W/O SEATBELT, CANADIAN |

LABEL GROUP (CONTINUED)



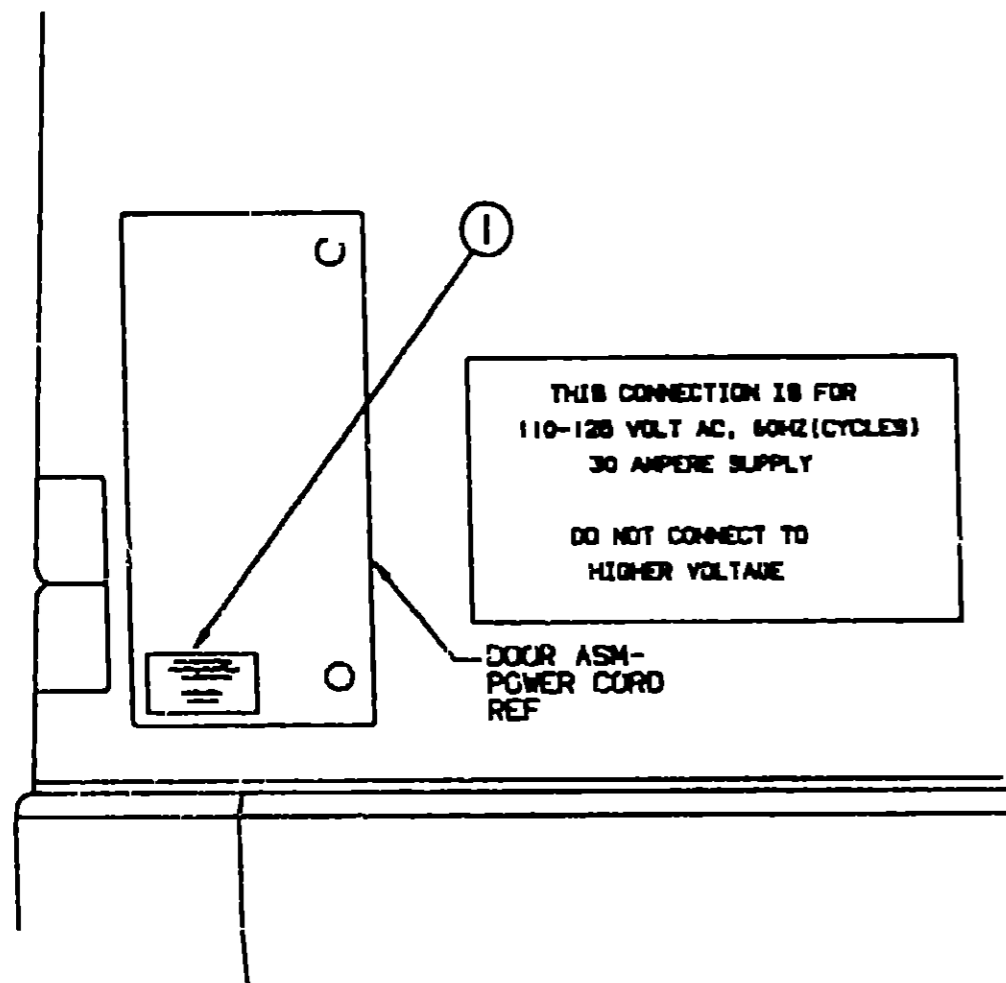
| KEY | PART NUMBER | U/M | DESCRIPTION |
|-----|---------------|-----|-----------------------------|
| 1 | 040944-01-000 | EA | LABEL-ENTRANCE DOOR, "OPEN" |

1991 ITASCA
TABLE OF CONTENTS

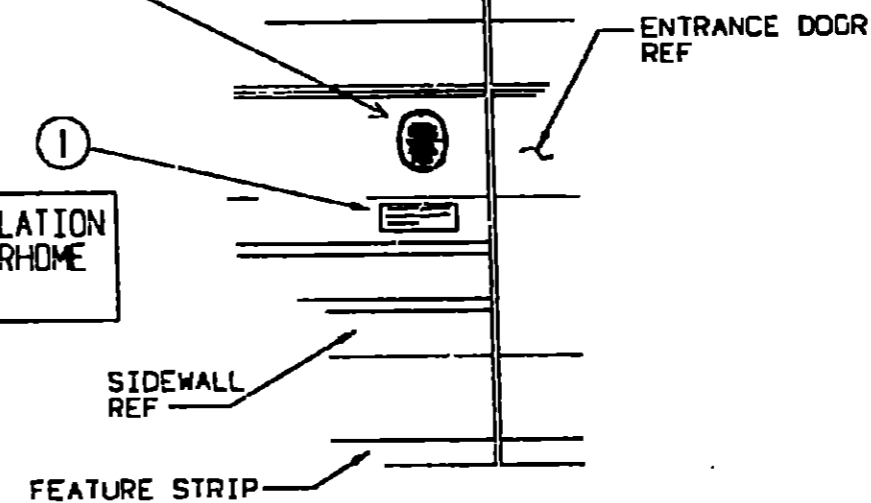
| | | |
|--------------------|------|------|
| INTRODUCTION | A-01 | A-02 |
| ABBREVIATIONS | | A-03 |
| ALPHABETICAL INDEX | A-04 | A-06 |
| IFN36RA | A-07 | F-22 |
| | F-23 | L-04 |

1991 IFN36RA INDEX

| | | |
|--------------------------------|------|------|
| FLOOR PLAN | F-23 | F-24 |
| ACCESSORIES | G-01 | G-14 |
| BATH | G-15 | G-20 |
| BEDROOM | G-21 | G-22 |
| CHASSIS | G-23 | H-07 |
| CURTAIN, CUSHION & PADH | H-08 | H-17 |
| DINETTE | H-18 | H-20 |
| DRIVERS | H-21 | I-02 |
| ELECTRICAL | I-03 | I-09 |
| EXTERIOR BODY | I-10 | I-16 |
| GALLEY | I-17 | I-24 |
| HEATING & A/C | J-01 | J-04 |
| INTERIOR FINISH | J-05 | J-08 |
| LABEL | J-09 | J-16 |
| LP | | J-17 |
| LOUNGE | J-18 | J-19 |
| SEALANTS & FASTENERS | J-20 | J-22 |
| WATER & SEWAGE | J-23 | K-04 |
| WINDOW, VENT AND EXTERIOR DOOR | K-05 | L-04 |




FOR AWNING INSTALLATION
CONTACT YOUR MOTORHOME
DEALERSHIP



| KEY | PART NUMBER | U/M | DESCRIPTION |
|-----|---------------|-----|---------------------------|
| 1 | 099509-01-000 | EA | LABEL-AWNING INSTALLATION |

| KEY | PART NUMBER | U/M | DESCRIPTION |
|-----|---------------|-----|-------------------------------|
| 1 | 006062-01-000 | EA | TAG-ELECTRIC, 110V CONNECTION |

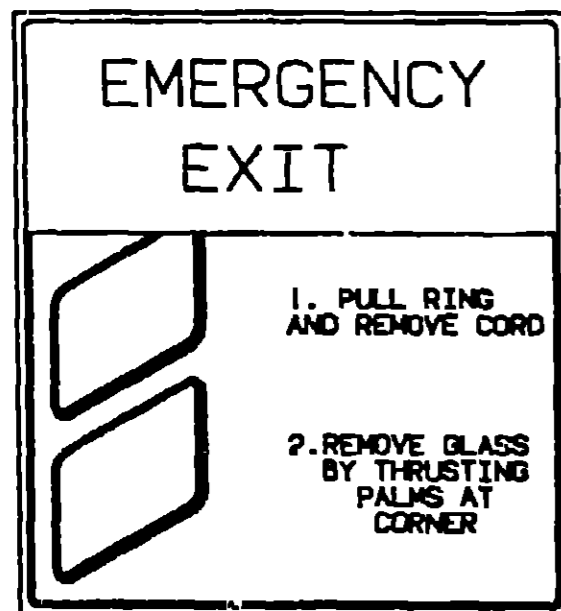
LABEL GROUP (CONTINUED)



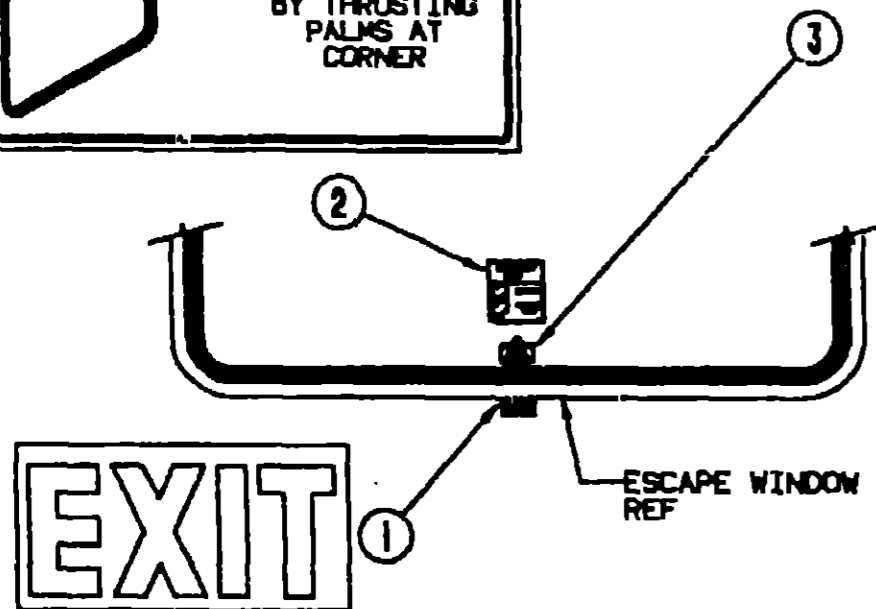
IF YOU SMELL GAS

1. EXTINGUISH ANY OPEN FLAME, PILOT LIGHTS AND ALL BURNING MATERIALS.
2. SHUT OFF THE GAS SUPPLY AT THE TANK VALVE OR GAS SUPPLY CONNECTION.
3. OPEN DOORS AND OTHER VENTILATING OPENINGS.
4. DO NOT TOUCH ELECTRICAL SWITCHES.
5. LEAVE THE AREA UNTIL ODOR CLEARS.
6. HAVE THE GAS SYSTEM CHECKED AND LEAKAGE SOURCE CORRECTED BEFORE USING AGAIN.

| KEY | PART NUMBER | U/M | DESCRIPTION |
|-----|---------------|-----|------------------------|
| 1 | 073998-01-000 | EA | LABEL-LPG ODOR WARNING |

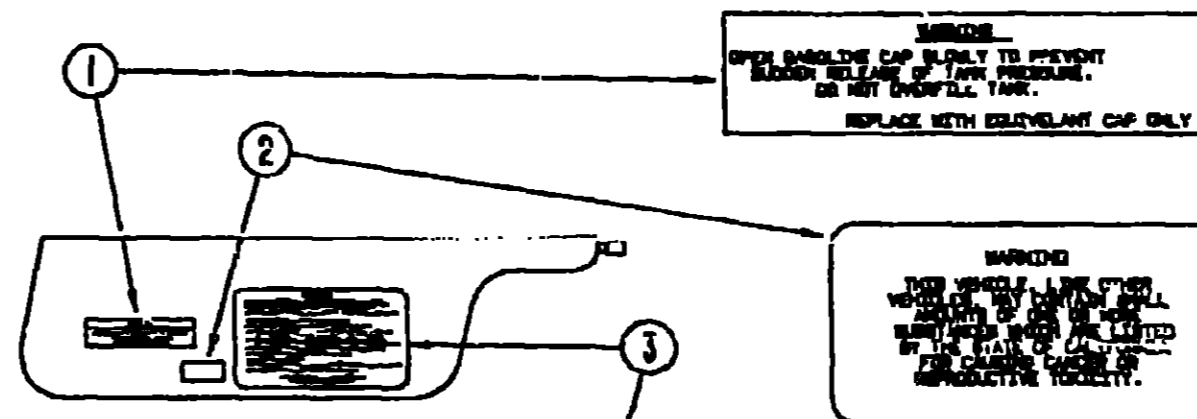


EMERGENCY EXIT
PULL RING
REMOVE CORD
PUSH OUT WINDOW



| KEY | PART NUMBER | U/M | DESCRIPTION |
|-----|---------------|-----|--------------------------------------|
| 1 | 039290-01-000 | EA | LABEL-WARNING-EXIT |
| 2 | 047731-01-000 | EA | LABEL-EMERGENCY EXIT - ESCAPE WINDOW |
| 3 | 006199-01-000 | EA | LABEL-EXIT-ESCAPE WINDOW |

LABEL GROUP (CONTINUED)



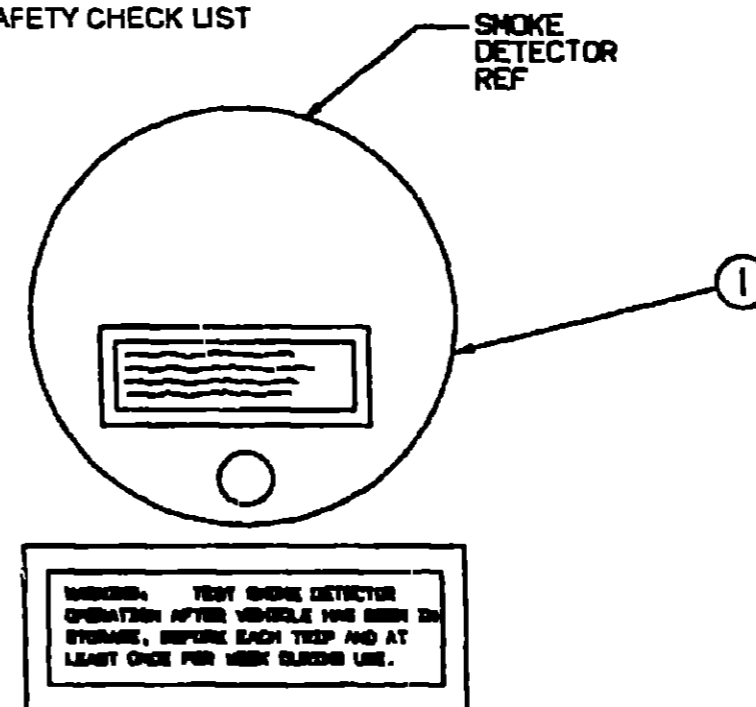
CAUTION

THIS MOTOR HOME HAS BEEN DESIGNED, MANUFACTURED AND TESTED WITH CONCERN FOR THE PROTECTION OF IT'S OCCUPANTS. WE RECOMMEND YOU PERFORM THE FOLLOWING INSPECTIONS FOR YOUR SAFETY AND THE SAFETY OF YOUR PASSENGERS BEFORE STARTING YOUR VEHICLE.

1. LP GAS SYSTEM- TURN OFF AT TANK FOR TRAVELING. TEST FOR LEAKS UPON ARRIVAL AT DESTINATION. BEFORE LIGHTING PILOTS.
2. WHEELS- INSPECT FOR DAMAGE AND CHECK LUB RENTS FOR TIGHTNESS.
3. TIRES- INSPECT FOR WEAR AND DAMAGE AND CHECK FOR RECOMMENDED AIR PRESSURE.
4. LIGHTS- TEST FOR PROPER OPERATION OF ALL INTERIOR AND EXTERIOR LIGHTS INCLUDING BURN LIGHTS, HEADLIGHTS, TAIL LIGHTS, BRAKE LIGHTS, CLEARANCE LIGHTS AND TURN SIGNALS.
5. EXITS- INSPECT RELEASE MECHANISM ON EMERGENCY EXIT WINDOW. TEST BOTH LOCKS ON MAIN ENTRANCE DOOR FOR EASE OF OPERATION AND INSTRUCT PASSENGERS HOW TO USE BOTH MEANS OF EXIT.
6. SEAT BELTS- DIRECT PASSENGERS TO DESIGNATED SEATS AND RECLINE USE OF SEAT BELTS.
7. APPLIANCES- TURN OFF AND LATCH UP LOCK DOORS WHERE PROVIDED.
8. LOOSE PARCELS- STORE SECURELY.
9. UTILITY SUPPLY LINES- DISCONNECT ALL ELECTRIC, SEWER AND WATER LINES AND SECURE PROPERLY.
10. ENTRANCE DOOR STEP- PLACE IN RETRACTED POSITION FOR TRAVELING.

READ YOUR MOTOR HOME AND CHASSIS OWNER'S MANUAL FOR FURTHER PRECAUTIONS

| KEY | PART NUMBER | U/M | DESCRIPTION |
|-----|---------------|-----|--------------------------------|
| 1 | 087207-05-000 | EA | LABEL-FUEL CAP REMOVAL |
| 2 | 099689-01-000 | EA | LABEL-WARNING, CANCER/TOXICITY |
| 3 | 056259-01-000 | EA | LABEL-SAFETY CHECK LIST |



| KEY | PART NUMBER | U/M | DESCRIPTION |
|-----|---------------|-----|-------------------------------|
| 1 | 077956-01-000 | EA | LABEL-WARNING, SMOKE DETECTOR |

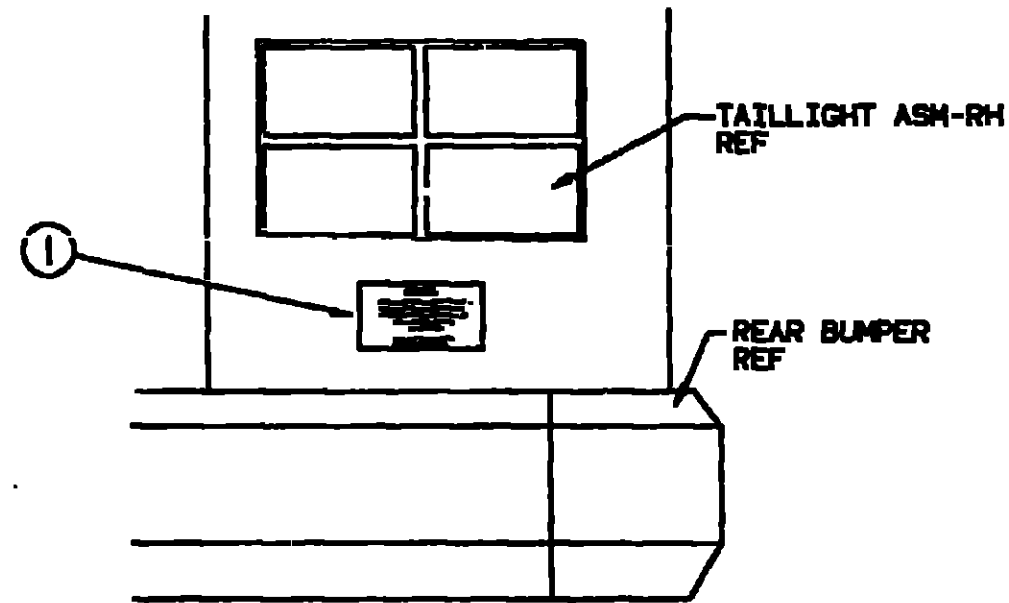
1991 ITASCA
TABLE OF CONTENTS

| | | |
|--------------------|--------|------|
| INTRODUCTION | A-01 - | A-02 |
| ABBREVIATIONS | | A-03 |
| ALPHABETICAL INDEX | A-04 - | A-05 |
| ICN36RQ | A-07 - | F-22 |
| IFN36RA | F-23 - | L-04 |

1991 IFN36RA INDEX

| | | |
|------------------------|--------|------|
| FLOOR PLAN | F-23 - | F-24 |
| ACCESSORIES | G-01 - | G-14 |
| BATH | G-15 - | G-20 |
| BEDROOM | G-21 - | G-22 |
| CHASSIS | G-23 - | H-07 |
| CURTAIN, CUSHION & PAD | H-08 - | H-17 |
| DINETTE | H-18 - | H-20 |
| DRIVERS | H-21 - | I-02 |
| ELECTRICAL | I-03 - | I-09 |
| EXTERIOR BODY | I-10 - | I-16 |
| GALLEY | I-17 - | I-24 |
| HEATING & A/C | J-01 - | J-04 |
| INTERIOR FINISH | J-05 - | J-08 |
| LABEL | J-09 - | J-16 |
| LP | | J-17 |
| LOUNGE | J-18 - | J-19 |
| SEALANTS & FASTENERS | J-20 - | J-22 |
| WATER & SEWAGE | J-23 - | K-04 |
| WINDOW, VENT AND | | |
| EXTERIOR DOOR | K-05 - | L-04 |

LABEL GROUP (CONTINUED)

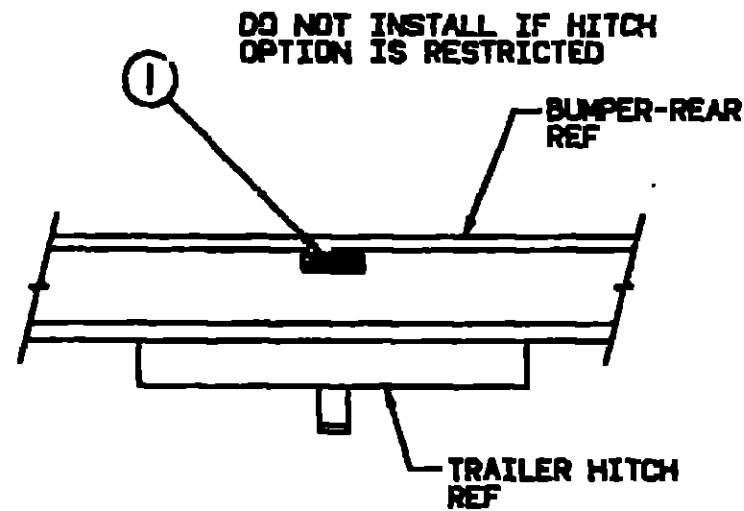


WARNING

DO NOT EXCEED THE VEHICLE WEIGHT RATINGS
OR LOADING RECOMMENDATIONS (E.G., GROSS
VEHICLE, GROSS AXLE, GROSS COMBINED) OF
THE CHASSIS MANUFACTURER OR
WINNEBAGO IND.

REFER TO YOUR OWNERS MANUAL,
BEFORE LOADING OR TOWING.

KEY PART NUMBER U/M DESCRIPTION
1 075220-01-000 EA LABEL-WARNING, EXTERIOR LOAD



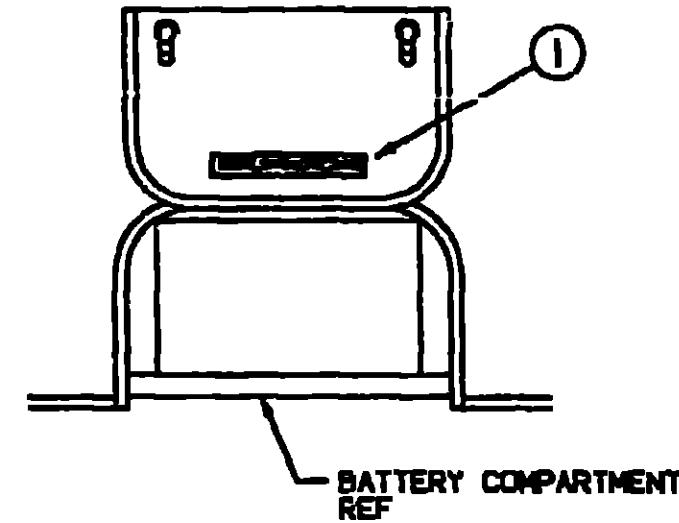
TOWING CAPACITY

TOWED VEHICLE 3500 LB. GROSS MAXIMUM
HITCH BALL 200 LB. MAXIMUM

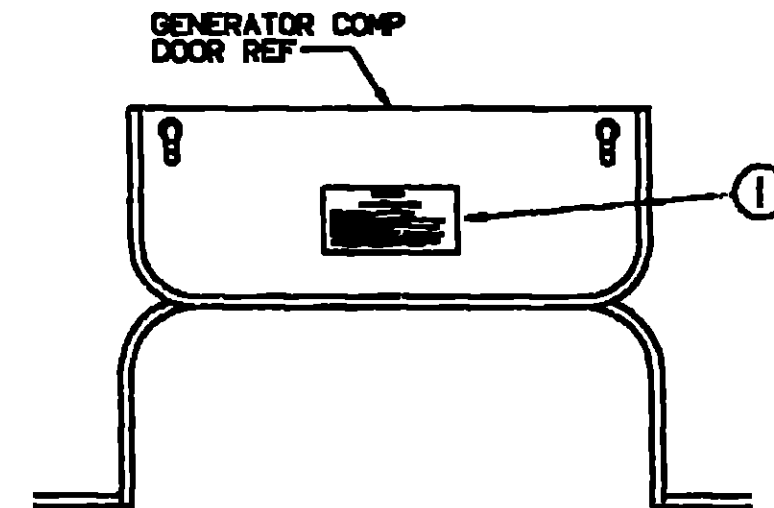
KEY PART NUMBER U/M DESCRIPTION
1 075221-03-000 EA LABEL-TRAILER HITCH

LABEL GROUP (CONTINUED)

**WARNING DISCONNECT BATTERIES BEFORE
CONNECTING EXTERNAL CHARGING EQUIPMENT.**



KEY PART NUMBER U/M DESCRIPTION
1 085748-01-000 EA LABEL-CAUTION, BATTERY CHARGING



WARNING

WHEN ADDING A GENERATOR SET:

HIGH VOLTAGE-LIKE EXTREME CAUTION WHEN WORKING ON
ELECTRICAL COMPONENTS.
HAVE ALL ELECTRICAL INSTALLATION PERFORMED BY A QUALIFIED LICENSED
ELECTRICIAN-FOLLOW ALL STATE AND LOCAL CODES.
ONLY INSTALL GENERATOR SET APPROVED FOR R.V. APPLICATION. HAVE
INSTALLED BY QUALIFIED TECHNICIAN.
TO AVOID HEAT BUILD-UP AND TO SUPPLY AIR VENTILATE AND SUPPLY TO
THE GENERATOR COMPARTMENT. FOLLOW INSTALLATION INSTRUCTIONS.
GENERATOR EXHAUST SHOULD NEVER BE TIGHT AND MUST NOT TERMINATE
UNDER THE VEHICLE-CONSUMER SHOULD ALWAYS STAY AWAY FROM VEHICLE.

KEY PART NUMBER U/M DESCRIPTION
1 077510-01-000 EA LABEL-GENERATOR PREP

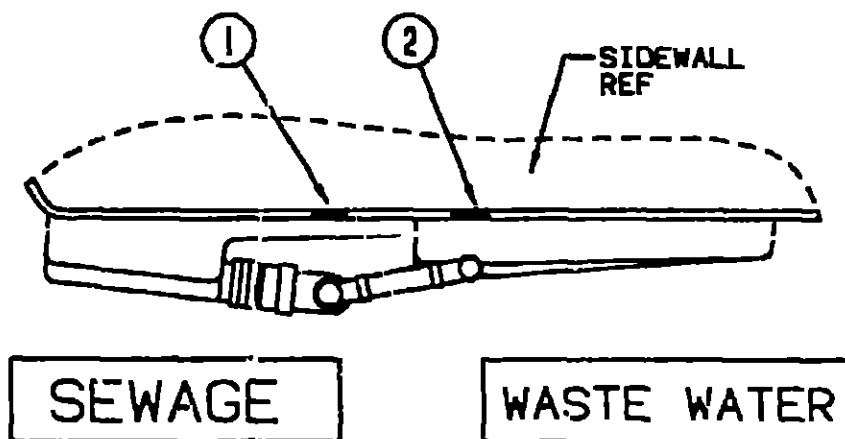
**1991 ITASCA
TABLE OF CONTENTS**

| | | |
|--------------------|--------|------|
| INTRODUCTION | A-01 - | A-02 |
| ABBREVIATIONS | | A-03 |
| ALPHABETICAL INDEX | A-04 - | A-05 |
| ICN36RQ | A-07 - | F-22 |
| IFN36RA | F-23 - | L-04 |

1991 IFN36RA INDEX

| | | |
|-----------------------------------|--------|------|
| FLOOR PLAN | F-23 - | F-24 |
| ACCESSORIES | G-01 - | G-14 |
| BATH | G-15 - | G-20 |
| BEDROOM | G-21 - | G-22 |
| CHASSIS | G-23 - | H-07 |
| CURTAIN, CUSHION & PAD | H-08 - | H-17 |
| DINETTE | H-18 - | H-20 |
| DRIVERS | H-21 - | I-02 |
| ELECTRICAL | I-03 - | I-09 |
| EXTERIOR BODY | I-10 - | I-18 |
| GALLEY | I-17 - | I-24 |
| HEATING & A/C | J-01 - | J-04 |
| INTERIOR FINISH | J-05 - | J-08 |
| LABEL | J-09 - | J-16 |
| LP | | J-17 |
| LOUNGE | J-18 - | J-19 |
| SEALANTS & FASTENERS | J-20 - | J-22 |
| WATER & SEWAGE | J-23 - | K-04 |
| WINDOW, VENT AND EXTERIOR DOOR | K-05 - | L-04 |

LABEL GROUP (CONTINUED)

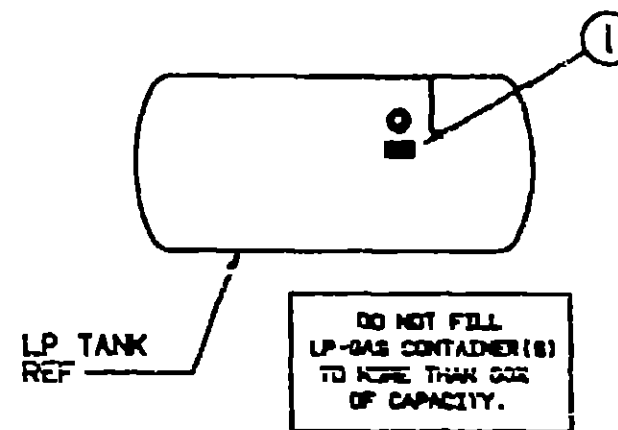


SEWAGE

WASTE WATER

| KEY | PART NUMBER | U/M | DESCRIPTION |
|-----|---------------|-----|-------------------|
| 1 | 006187-01-000 | EA | LABEL-SEWAGE |
| 2 | 005188-01-000 | EA | LABEL-WASTE WATER |

LABEL GROUP (CONTINUED)



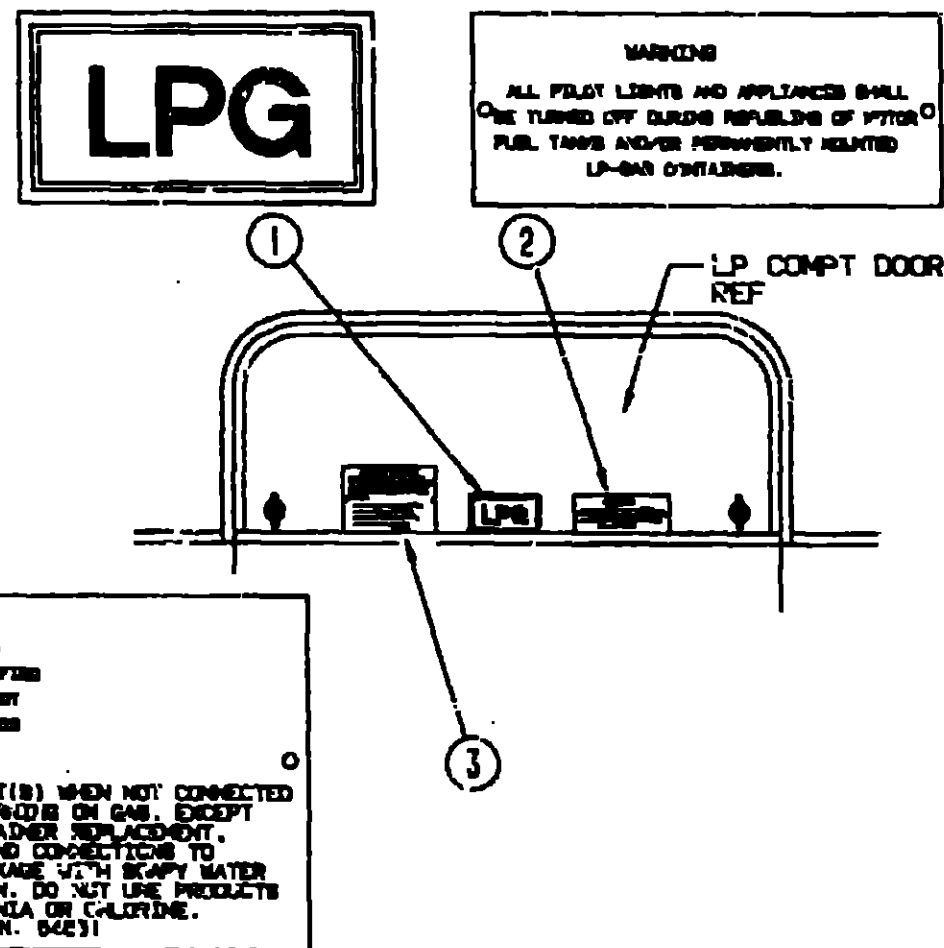
LP TANK REF

DO NOT FILL LP-GAS CONTAINER(S) TO MORE THAN 80% OF CAPACITY.

| KEY | PART NUMBER | U/M | DESCRIPTION |
|-----|---------------|-----|-----------------------|
| 1 | 079965-01-000 | EA | LABEL-LPG 80 CAPACITY |

1991 ITASCA
TABLE OF CONTENTS

| | | |
|--------------------|------|------|
| INTRODUCTION | A-01 | A-02 |
| ABBREVIATIONS | | A-03 |
| ALPHABETICAL INDEX | A-04 | A-06 |
| ICN36RQ | A-07 | F-22 |
| IFN36RA | F-23 | L-04 |



LPG

WARNING
ALL FLAT LIGHTS AND APPLIANCES SHALL BE TURNED OFF DURING REFUELING OF VEHICLE FUEL TANKS AND/OR PERMANENTLY MOUNTED LP-GAS CONTAINERS.

LP COMPT DOOR REF

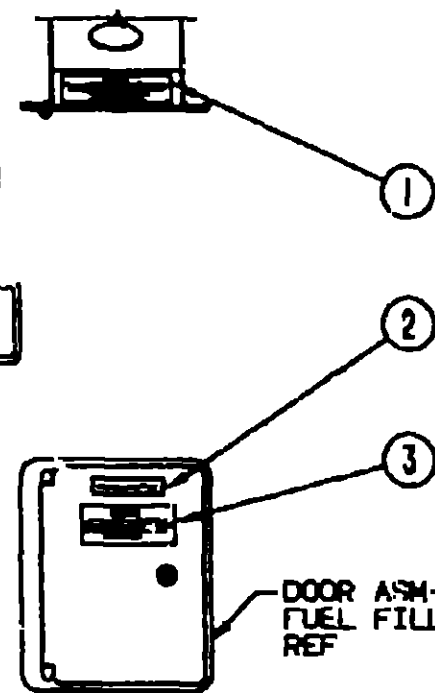
LP-GAS SYSTEM
THIS GAS PIPING SYSTEM IS DESIGNED FOR USE OF LIQUEFIED PETROLEUM GAS ONLY. DO NOT CONNECT NATURAL GAS TO THIS SYSTEM.
SECURELY CAP INLET(S) WHEN NOT CONNECTED FOR USE. AFTER TURNING ON GAS, EXCEPT AFTER NORMAL CONTAINER REPLACEMENT, TEST GAS PIPING AND CONNECTIONS TO APPLIANCE FOR LEAKAGE WITH SOAPY WATER OR BUBBLE SOLUTION. DO NOT USE PRODUCTS THAT CONTAIN AMMONIA OR CHLORINE.
P.N. 04531

| KEY | PART NUMBER | U/M | DESCRIPTION |
|-----|---------------|-----|--------------------------------------|
| 1 | 074559-01-000 | EA | DECAL-LOGO, LPG - RED - (CALIF CODE) |
| 2 | 006040-01-000 | EA | TAG-GAS REFUELING WARNING |
| 2 | 006040-02-000 | EA | TAG-GAS REFUEL WARNING, CANADIAN |
| 3 | 054531-01-000 | EA | LABEL-LP GAS ONLY |
| 3 | 023769-01-000 | EA | LABEL-WARNING, LPG - CANADIAN |

WARNING
OPEN GASOLINE CAP SLOWLY TO PREVENT SUDDEN RELEASE OF TANK PRESSURE. DO NOT OVERFILL TANK. REPLACE WITH IDENTICAL CAP ONLY.

UNLEADED FUEL ONLY

WARNING
ALL FLAT LIGHTS AND APPLIANCES SHALL BE TURNED OFF DURING REFUELING OF VEHICLE FUEL TANKS AND/OR PERMANENTLY MOUNTED LP-GAS CONTAINERS.



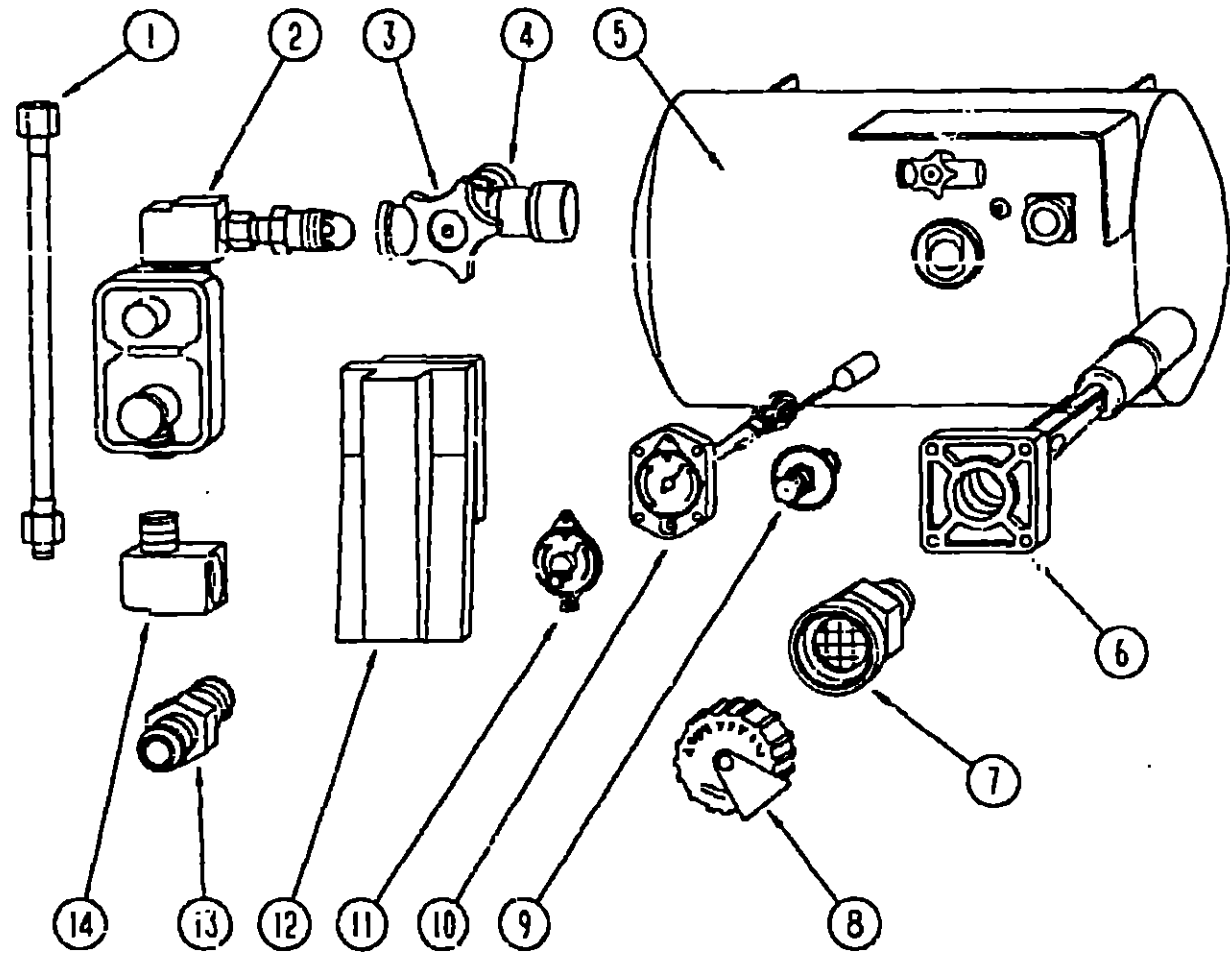
DOOR ASM-FUEL FILL REF

| KEY | PART NUMBER | U/M | DESCRIPTION |
|-----|---------------|-----|----------------------------------|
| 1 | 087207-05-000 | EA | LABEL-FUEL CAP REMOVAL |
| 2 | 062043-01-000 | EA | LABEL-FUEL, UNLEADED |
| 3 | 006040-01-000 | EA | TAG-GAS REFUELING WARNING |
| 3 | 006040-02-000 | EA | TAG-GAS REFUEL WARNING, CANADIAN |

1991 IFN36RA INDEX

| | | |
|--------------------------------|------|------|
| FLOOR PLAN | F-23 | F-24 |
| ACCESSORIES | G-01 | G-14 |
| BATH | G-15 | G-20 |
| BEDROOM | G-21 | G-22 |
| CHASSIS | G-23 | H-07 |
| CURTAIN, CUSHION & PAD | H-08 | H-17 |
| DINETTE | H-18 | H-20 |
| DRIVERS | H-21 | I-02 |
| ELECTRICAL | I-03 | I-09 |
| EXTERIOR BODY | I-10 | I-16 |
| GALLEY | I-17 | I-24 |
| HEATING & AC | J-01 | J-04 |
| INTERIOR FINISH | J-05 | J-08 |
| LABEL | J-C3 | J-16 |
| LP | | J-17 |
| LOUNGE | J-18 | J-19 |
| SEALANTS & FASTENERS | J-20 | J-22 |
| WATER & SEWAGE | J-23 | K-04 |
| WINDOW, VENT AND EXTERIOR DOOR | K-05 | L-04 |

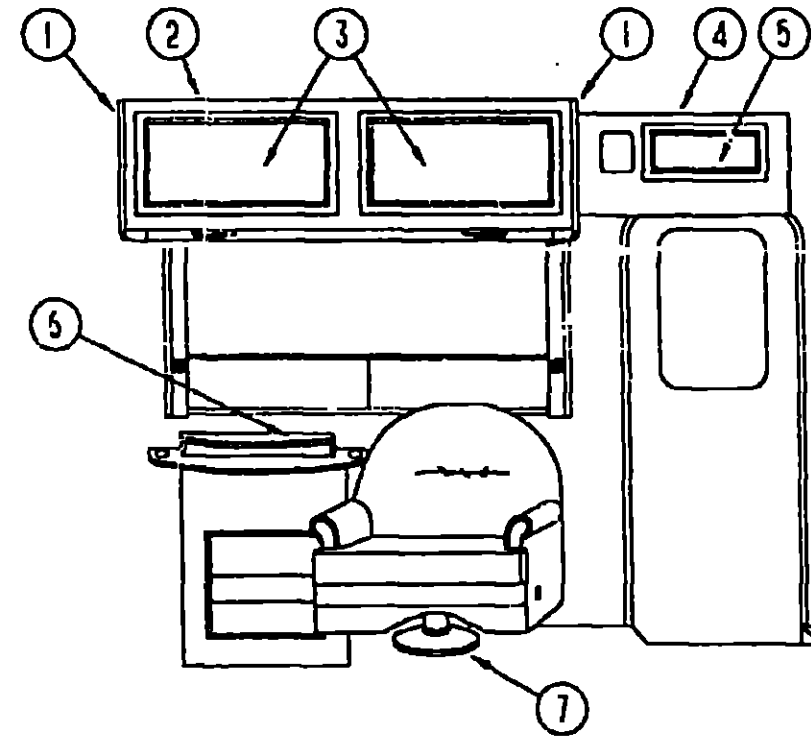
LP GROUP



LP TANK & COMPONENTS

| KEY | PART NUMBER | U/M | DESCRIPTION |
|-----|---------------|-----|--|
| 1 | 045703-01-000 | EA | HOSE-LP, 3/8" ID X 24' US - 3/8" MPT X 1/2" F SWIVEL |
| 1 | 045703-02-000 | EA | HOSE-LP, 3/8" ID X 24' - 3/8" MPT X 1/2" F SWIVEL - CANADA |
| 2 | 076301-01-000 | EA | REGULATOR-LPG, TWO STAGE |
| 3 | 040421-01-708 | EA | HANDWHEEL-VAPOR RELIEF VALVE, BRUNNER G-1015-A |
| 4 | 040421-01-703 | EA | VALVE-SERVICE W/HANDWHEEL W/VAPOR RELIEF (REGD9105CO) BRUNNER G-1015 |
| 5 | 088253-04-000 | EA | TANK-LP, 16' X 35' - 100 LB |
| 6 | 040421-01-711 | EA | VALVE-80% W/FLOAT, PLATE, BOLTS & GASKET - BRUNNER LLL (BROWN) |
| 7 | 040421-01-701 | EA | VALVE-SHORT LP FILLER W/YELLOW CAP - BRUNNER 75478 |
| 8 | 040421-01-702 | EA | CAP-LP FILLER VALVE, PLASTIC - YELLOW - BRUNNER G-1014-A |
| 9 | 040421-01-700 | EA | GAUGE-LIQUID LEVEL, 20% LP - BRUNNER G-1013 |
| 10 | 040421-01-707 | EA | GAUGE-FLOAT W/VISIBLE DIAL - BRUNNER MA-9 6244-4 |
| 11 | 040440-01-000 | EA | TRANSMITTER-DIAL, 90 OHM |
| 12 | 081938-01-000 | EA | COVER-COMPARTMENT - LP REGULATOR - BLACK |
| 13 | 010323-01-000 | EA | ADAPTER-BRASS-3/8" F X 1/2" MPT |
| 14 | 055318-02-000 | EA | ELBOW-90 DEG.TEE, 3/8" MPT TO 3/8" FPT |
| | 010285-01-000 | EA | CROSS, 3/8" F X 3/8" F X 3/8" F X 1/2" FPT - BRASS |
| | 010330-02-000 | EA | NUT-BRASS, 1/2" FEMALE - FORGED |
| | 016189-03-000 | EA | GROMMET-GAS LINE, FLOOR - 3/8" HOLE X 2 1/8" DIAMETER RUBBER |
| | 010497-05-000 | EA | CLAMP-CLOSED, .50" ID |
| | 075148-02-000 | EA | CLAMP-GROUNDING, BRONZE SCREWS |
| | 008380-01-000 | EA | GROMMET-RUBBER, 5/8" HOLE X 1 1/2" DIAMETER - BLACK |
| | 010326-01-000 | EA | ADAPTER-FLARE, W/CONE GASKET 3/8" FEMALE FL X 1/2" MALE FL |
| | 055741-01-000 | EA | GAUGE-DIAPHRAGM PRESSURE - MARSHALLTOWN MFG |
| | 055742-01-000 | EA | TEE, 3/8" F X 3/8" F X 1/2" F - BRASS |
| | 071391-02-000 | EA | NIPPLE-HEX, 25 PIPE |
| | 008042-01-000 | FT | TUBING-VINYL, .65" ID |
| | 093380-01-000 | EA | COUPLER-1/2" TO 3/8" BLACK PIPE |
| | 075467-01-000 | EA | NUT-INVERTED FLARE, 1/4" |
| | 088497-02-000 | EA | NUT-INVERTED FLARE, 1/4" |
| | 084884-01-000 | EA | PLUG-BRASS, 3/8" |
| | 054531-01-000 | EA | LABEL-LP GAS ONLY |

LOUNGE GROUP



PASSENGER SIDE CABINETS & COMPONENTS

| KEY | PART NUMBER | U/M | DESCRIPTION |
|-----|---------------|-----|---|
| 1 | 092747-01-B29 | EA | END CAP-CABINET, OVERHEAD |
| 2 | M04165-24-B29 | EA | CABINET-OVERHEAD, LOUNGE - W/O DOORS OR HARDWARE |
| 3 | P00523-22-B29 | EA | DOOR-CABINET, W/O HARDWARE - 14.4' X 26.8' |
| 4 | M04165-05-B29 | EA | CABINET-OVERHEAD, ENTRANCE DOOR - W/O DOORS OR HARDWARE |
| 5 | P00523-08-B29 | EA | DOOR-CABINET, W/O HARDWARE - 10' X 19.1' |
| 6 | 096928-02-B29 | EA | TABLE ASM-PULLOUT, W/O MAGAZINE RACK OR CUPHOLDERS |
| | 096928-11-B05 | EA | TOP-TABLE, PULLOUT - 27.3" X 20.4" |
| | 079921-01-000 | EA | ROLLER-NYLON, W/SHAFT |
| | 080728-01-000 | EA | PULL-RECESSED, OAK 1 1/4" X 4" |
| | 096928-12-B29 | EA | TOP-PULLOUT SUPPORT, W/CUPHOLDER HOLES |
| | | | FROM: 00-00-00 THRU: 09-23-90 |
| | 096928-25-B29 | EA | TOP-PULLOUT SUPPORT, W/CUPHOLDER HOLES |
| | | | FROM: 09-24-90 THRU 99-99-99 |
| | 079789-01-000 | EA | SUPPORT-PULLOUT TABLE, BEIGE METAL |
| | 097208-02-B27 | EA | RACK ASM-MAGAZINE |
| | 064781-06-000 | EA | HOLDER-CUP, TWO STEP |
| 7 | 093482-01-000 | EA | SHROUD-PEDESTAL, 13" - BLACK PLASTIC |
| | 093481-01-000 | EA | BASE-PEDESTAL, SWIVEL CHAIR - 6" EXTENSION |

SEAT BELTS

| KEY | PART NUMBER | U/M | DESCRIPTION |
|-----|---------------|-----|--|
| | 007021-01-000 | EA | BELT-SEAT, 2' X 90" - BLACK |
| | 057759-01-000 | EA | WASHER - BRACKET - SEAT BELT - 4" DIA. |

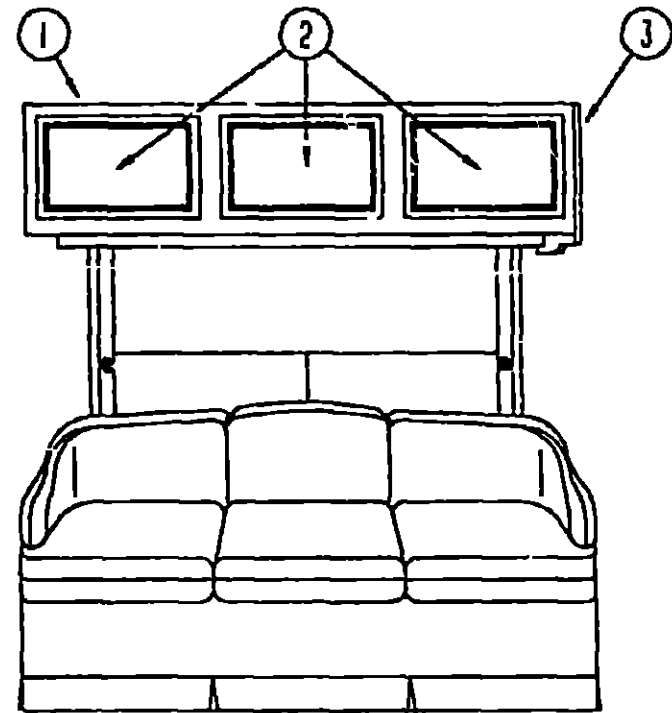
**1991 ITASCA
TABLE OF CONTENTS**

| | | |
|--------------------|--------|------|
| INTRODUCTION | A-01 - | A-02 |
| ABBREVIATIONS | | A-03 |
| ALPHABETICAL INDEX | A-04 - | A-06 |
| IFN36RO | A-07 - | F-22 |
| IFN36RA | F-23 - | L-04 |

1991 IFN36RA INDEX

| | | |
|-----------------------------------|--------|------|
| FLOOR PLAN | F-23 - | F-24 |
| ACCESSORIES | G-01 - | G-14 |
| BATH | G-15 - | G-20 |
| BEDROOM | G-21 - | G-22 |
| CHASSIS | G-23 - | H-07 |
| CURTAIN, CUSHION & PAD | H-08 - | H-17 |
| CINETTE | H-18 - | H-20 |
| DRIVERS | H-21 - | I-02 |
| ELECTRICAL | I-03 - | I-09 |
| EXTERIOR BODY | I-10 - | I-16 |
| GALLEY | I-17 - | I-24 |
| HEATING & A/C | J-01 - | J-04 |
| INTERIOR FINISH | J-05 - | J-08 |
| LABEL | J-09 - | J-16 |
| LP | | J-17 |
| LOUNGE | J-18 - | J-19 |
| SEALANTS & FASTENERS | J-20 - | J-22 |
| WATER & SEWAGE | J-23 - | K-04 |
| WINDOW, VENT AND EXTERIOR DOOR | K-05 - | L-04 |

LOUNGE GROUP (CONTINUED)



DRIVER SIDE CABINETS

| KEY | PART NUMBER | U/M | DESCRIPTION |
|-----|---------------|-----|---|
| 1 | M04165-19-B29 | EA | CABINET-OVERHEAD, COUCH - W/O DOORS OR HARDWARE |
| 2 | P00523-01-B29 | EA | DOOR-CABINET, W/O HARDWARE - 14.4" X 21.9" |
| 3 | 092747-01-B29 | EA | END CAP-CABINET, OVERHEAD |

SEAT BELTS

| KEY | PART NUMBER | U/M | DESCRIPTION |
|-----|---------------|-----|--|
| | 007021-01-000 | EA | BELT-SEAT, 2" X 90" - BLACK |
| | 057759-01-000 | EA | WASHER - BRACKET - SEAT BELT - 4" DIA. |

SEALANTS & FASTENERS GROUP

ADHESIVES, SEALERS, & TAPES

| KEY | PART NUMBER | U/M | DESCRIPTION |
|-----|---------------|-----|--|
| | 004020-01-000 | QT | ADHESIVE-ABS CEMENT, QUART |
| | 081377-01-700 | EA | ADHESIVE-CYANOACRYLATE, 10 GRAM TUBE |
| | 004006-04-700 | EA | ADHESIVE-PIERCE, 1 GAL - J9270-X-1 |
| | 087211-01-000 | GL | ADHESIVE-PROMOTER |
| | 004005-02-000 | EA | ADHESIVE-SWIFTS, 1 GAL - W1333 |
| | 099039-01-000 | EA | ADHESIVE-WEATHERSTRIP, 8 OZ. |
| | 053766-02-000 | EA | BEDDING COMPOUND-TUBE, WHITE |
| | 050340-02-000 | FT | SEALER-RIBBON, 1/2" X 1/8" - INCREMENTS OF 30' |
| | 069640-09-000 | FT | SEALER-RIBBON, 1/32" X 2 1/2" - INCREMENTS OF 80' |
| | 069640-10-000 | FT | SEALER-RIBBON, 1/32" X 1 1/2" - INCREMENTS OF 90' |
| | 059640-01-000 | FT | SEALER-RIBBON, 1/4" DIAMETER - INCREMENTS OF 20' |
| | 069640-03-000 | FT | SEALER-RIBBON, 3/4" X 1/8" - INCREMENTS OF 60' |
| | 069640-C6-000 | FT | SEALER-RIBBON, 5/16" DIAMETER - INCREMENTS OF 25' |
| | 091255-03-000 | FT | SEAL-FOAM, 1/4 X 3/16 ROLL |
| | 091255-01-000 | FT | SEAL-FOAM, 3.2MM X 4 BMM |
| | 090340-01-000 | FT | SEAL-FOAM, CLOSED CELL - 1/4" X 1/2" X 50' |
| | 034552-06-000 | EA | SILICONE-TUBE, 300 ML - OFF WHITE |
| | 034552-02-000 | EA | SILICONE-TUBE, 300 ML - CLEAR |
| | 100028-01-000 | FT | TAPE-ADHESIVE, .031" X .75" WIDE |
| | 004363-01-000 | FT | TAPE-ADHESIVE FOAM, 1 SIDE - 3/16" X 1/2" - GRAY |
| | 093071-01-000 | FT | TAPE-BONDING, DOUBLE SIDED - 1/64" X 2" |
| | 076322-03-000 | FT | TAPE-FOAM, DOUBLE COATED - .045" X .5" |
| | 08B244-01-000 | FT | TAPE-FOAM, VINYL COATED - 2" WIDE - INCREMENTS OF 108 FT |
| | 009200-01-000 | EA | TAPE-FURNACE, 1 1/2" |
| | 087691-01-000 | EA | TAPE-MASKING, WEATHER RESISTANT |

NUTS, BOLTS, & WASHERS

| KEY | PART NUMBER | U/M | DESCRIPTION |
|-----|---------------|-----|---|
| | 072893-01-000 | EA | NUTSERT-M5 X 0.8 |
| | 077049-01-000 | EA | NUT-ACORN, 10-32 ALUMINUM |
| | 095094-01-000 | EA | NUT-ACORN, 1/4 - 20 ALUMINUM |
| | 000D14-05-00B | EA | NUT-HEX, 5/16-18 - ZN 5 |
| | 000D34-04-00B | EA | NUT-HEX, LK 1/4 - 20 ZN |
| | 000D39-04-00B | EA | NUT-HEX, SER FLG LK 1/4 - 20 ZN |
| | 000D39-08-00B | EA | NUT-HEX, SER FLG LK - 1/2-13 ZN |
| | 000D39-06-00B | EA | NUT-HEX, SER FLG LK - 3/8-16 ZN |
| | 000D39-05-00B | EA | NUT-HEX, SER FLG LK - 5/16 - 18 ZN |
| | 000D44-07-00B | EA | NUT-HEX, SER FLG LK - 7/16-20 ZN |
| | 000D24-10-00B | EA | NUT-HEX, SF/LK - 10-32 ZN |
| | 000D34-06-00B | EA | NUT-HEX LK-3/8-16 GRADE C ZN |
| | 063253-07-000 | EA | NUT-J, #8A .120- .130 PNL THK |
| | 044364-02-000 | EA | NUT-SPEED, FLAT - ROUND |
| | 040921-04-000 | EA | NUT-SPEED, U TYPE - NO. 8 |
| | 040921-05-000 | EA | NUT-SPEED, U TYPE - NO. 8 |
| | 044364-01-000 | EA | NUT-SPEED, FLAT |
| | 064081-01-000 | EA | NUT-WING, 3/8" X 16 THREAD |
| | 005200-01-000 | EA | BOLT-BUMPER, ROUND HEAD-SQUARE NECK- W/SST CAP 7/16- 14 X 1 1/4 |
| | 051387-06-000 | EA | BOLT-CARRIAGE, W/O HOLE - 5/16-18 X 9.5 ZN |
| | 000C12-08-24B | EA | BOLT-HEX, 1/2-13 X 1 1/2 - ZN 5 |
| | 000C12-05-12B | EA | BOLT-HEX, 5/16-18 X 3/4" - ZN 5 |
| | 000C12-05-16B | EA | BOLT-HEX, 5/16-18 X 1 - ZINC 5 |
| | 000C12-10-24B | EA | BOLT-HEX, 5/8-11 X 1 1/2 ZN - 5 |
| | 000C12-07-20B | EA | BOLT-HEX, 7/16 - 14 X 1 1/4" - ZN5 |
| | 000C13-07-48B | EA | BOLT-HEX, 7/16 - 20 X 3 - ZN 5 |
| | 000C26-04-10B | EA | BOLT-HEX, SER FLG - 1/4-20 X 5/8 ZINC |
| | 000C26-05-20B | EA | BOLT-HEX, SER FLG 5/16-18 X 1 1/4" - ZINC |
| | 000C12-05-24B | EA | BOLT-HEX-5/16-18X1 1/2 ZN 5 |
| | 077071-01-000 | EA | WASHER-FENDER, 3/16" ID X 1" OD |
| | 000E13-14-00B | EA | WASHER-FL, 1/4" WIDE ZN |
| | 000E13-11-00B | EA | WASHER-FL, 3/16" WIDE ZN |
| | 000E13-17-00B | EA | WASHER-FL-3/8 AR ZN |

**1991 ITASCA
TABLE OF CONTENTS**

| | | |
|--------------------|--------|------|
| INTRODUCTION | A-01 - | A-02 |
| ABBREVIATIONS | | A-03 |
| ALPHABETICAL INDEX | A-04 - | A-06 |
| IFN36RO | A-07 - | F-22 |
| IFN36RA | F-23 - | L-04 |

1991 IFN36RA INDEX

| | | |
|-----------------------------------|--------|------|
| FLOOR PLAN | F-23 - | F-24 |
| ACCESSORIES | G-01 - | G-14 |
| BATH | G-15 - | G-20 |
| BEDROOM | G-21 - | G-22 |
| CHASSIS | G-23 - | H-07 |
| CURTAIN, CUSHION & PAD | H-08 - | H-17 |
| DINETTE | H-18 - | H-20 |
| DRIVERS | H-21 - | I-02 |
| ELECTRICAL | I-03 - | I-09 |
| EXTERIOR BODY | I-10 - | I-16 |
| GALLEY | I-17 - | I-24 |
| HEATING & A/C | J-01 - | J-04 |
| INTERIOR FINISH | J-05 - | J-08 |
| LABEL | J-09 - | J-16 |
| LP | | J-17 |
| LOUNGE | J-18 - | J-19 |
| SEALANTS & FASTENERS | J-20 - | J-22 |
| WATER & SEWAGE | J-23 - | K-04 |
| WINDOW, VENT AND EXTERIOR DOOR | K-05 - | L-04 |

SEALANTS & FASTENERS GROUP (CONTINUED)
SCREWS

SEALANTS & FASTENERS GROUP (CONTINUED)
SCREWS CONT'D

**1991 ITASCA
TABLE OF CONTENTS**

| | | |
|--------------------|--------|------|
| INTRODUCTION | A-01 - | A-02 |
| ABBREVIATIONS | | A-03 |
| ALPHABETICAL INDEX | A-04 - | A-06 |
| ICN36RO | A-07 - | F-22 |
| IFN36RA | F-23 - | L-04 |

| KEY | PART NUMBER | U/M | DESCRIPTION |
|-----|---------------|-----|--|
| | 000G39-10-12R | EA | SCREW-SF/DR, 10-16 X 3/4 PPH - BEIGE |
| | 000G39-10-12D | EA | SCREW-SF/DR, 10-16 X 3/4 PPH - BLACK |
| | 000G39-06-16T | EA | SCREW-SF/DR, 6-20 X 1 PPH - BLACK |
| | 000G39-06-10T | EA | SCREW-SF/DR, 6-20 X 5/8 PPH - BLACK |
| | 000G39-08-24B | EA | SCREW-SF/DR, 8-18 X 1 1/2 PPH ZN |
| | 000G39-08-16E | EA | SCREW-SF/DR, 8-18 X 1 PPH CHROME |
| | 000G39-08-16B | EA | SCREW-SF/DR, 8-18 X 1 PPH ZN |
| | 000G39-08-16T | EA | SCREW-SF/DR, 8-18 X 1 PPH BLACK |
| | 000G55-08-162 | EA | SCREW-SF/DR, 8-18 X 1.00 - BEIGE |
| | 000G39-08-08B | EA | SCREW-SF/DR, 8-18 X 1/2 PPH ZN |
| | 000G39-08-32B | EA | SCREW-SF/DR, 8-18 X 2 PPH - ZINC |
| | 000G39-08-12B | EA | SCREW-SF/DR, 8-18 X 3/4 PPH ZN |
| | 000G39-08-12T | EA | SCREW-SF/DR, 8-18 X 3/4 PPH - BLACK |
| | 000G39-08-06B | EA | SCREW-SF/DR, 8-18 X 3/8 PPH ZN |
| | 000G60-10-28T | EA | SCREW-SF/DR, 10-16X1.75 |
| | 000G39-08-16S | EA | SCREW-SF/DR 8-18X1.00 PPH - OFF WHITE |
| | 000G39-08-08R | EA | SCREW-SF/DR 8-18X1/2 PPH |
| | 079382-01-000 | EA | SCREW-SOCKET, 8-18 X 1" - BLACK |
| | 000G53-04-06B | EA | SCREW-MACH-1/4-20X3/8 PPH 2N |
| | 000G18-08-22B | EA | SCREW-MACH-8-32X1 3/8 PPH ZN |
| | 000G39-10-20B | EA | SCREW-SF/DR, 10-16 X 1 1/4 PPH ZN |
| | 000G67-10-24B | EA | SCREW, 10-12 X 1 1/2 PPH - ZN |
| | 000G67-10-16P | EA | SCREW, 10-12 X 1 PPH - DARK BROWN |
| | 000G67-10-16B | EA | SCREW, 10-12 X 1 PPH - ZN |
| | 000G67-10-08B | EA | SCREW, 10-12 X 1/2 PPH ZN |
| | 000G67-10-08R | EA | SCREW, 10-12 X 1/2 PPH - BEIGE - TYPE A |
| | 000G67-10-12B | EA | SCREW, 10-12 X 3/4 - PPH ZN |
| | 000G67-10-10B | EA | SCREW, 10-12 X 5/8 PPH ZN - TYPE A |
| | 000G67-10-10R | EA | SCREW, 10-12 X 5/8 PPH - TYPE A - BEIGE |
| | 000G67-10-12P | EA | SCREW, 10-12 X .75 PPH - DARK BROWN |
| | 049465-01-000 | EA | SCREW, 10-16 W/WASHER PTH - DARK BROWN |
| | 049465-04-000 | EA | SCREW, 10-16 X 1 PTH W/WASHER - BEIGE |
| | 000G11-10-16B | EA | SCREW, 10-16 X 1 - PPH ZN |
| | 000G11-10-12R | EA | SCREW, 10-16 X 3/4 PPH - BEIGE |
| | 000G11-10-12D | EA | SCREW, 10-16 X 3/4 PPH - BLACK |
| | 000G68-06-10G | EA | SCREW, 6-18 X 5/8 PPH - ANTIQUE BRASS |
| | 076790-01-000 | EA | SCREW, 6-20 X 1 1/4 PPH - BLACK |
| | 000G13-06-16R | EA | SCREW, 6-20 X 1 PFH - BEIGE |
| | 000G13-06-08B | EA | SCREW, 6-20 X 1/2 PFH ZN |
| | 000G13-06-08G | EA | SCREW, 6-20 X 1/2 PFH ZN - ANTIQUE BRASS |
| | 000G13-06-10G | EA | SCREW, 6-20 X 5/8 PFH - ANTIQUE BRASS |
| | 000G11-06-10B | EA | SCREW, 6-20 X 5/8 PPH ZN |
| | 000G11-06-10J | EA | SCREW, 6-20 X 5/8 PPH - BRASS |
| | 000G11-07-08E | EA | SCREW, 7-19 X 1/2 PPH - ZN |
| | 000G13-07-12B | EA | SCREW, 7-19 X 3/4 PFH ZN |
| | 000G13-08-16B | EA | SCREW, 8-18 X 1 PFH - ZN |
| | 000G11-08-08T | EA | SCREW, 8-18 X 1/2 PPH |
| | 000G11-08-08B | EA | SCREW, 8-18 X 1/2 PPH ZN |
| | 000G11-08-12B | EA | SCREW, 8-18 X 3/4 PPH ZN |
| | 000G11-08-12R | EA | SCREW, 8-18 X 3/4 PPH - BEIGE |
| | 000G11-08-12D | EA | SCREW, 8-18 X 3/4 PPH - BLACK |
| | 000G11-08-12E | EA | SCREW, 8-18 X 3/4 PPH - CHROME |
| | 000G11-08-12S | EA | SCREW, 8-18 X 3/4 PPH - OFF WHITE |
| | 000G11-08-12T | EA | SCREW, 8-18 X 3/4 PPH - BLACK |
| | 000G67-10-32B | EA | SCREW, NO. 10 - 12 X 2 PPH ZN |
| | 000G55-08-12W | EA | SCREW, SF/DR-8-18X.75 PWH |
| | 000G67-10-12R | EA | SCREW-10-12X.75 PPH BEIGE |
| | 000G67-10-120 | EA | SCREW-10-12X.75 PPH TAN |
| | 049465-03-000 | EA | SCREW-10-16X1 POH W/WASHER |
| | 000G11-10-12S | EA | SCREW-10-16X 7/8 PPH OFF WHITE |
| | 000G54-04-20B | EA | SCREW-1/4-20X1 1/4 PTH TYP 23 |
| | 000G57-05-16J | EA | SCREW-5-20X1 PFH BRASS |

| KEY | PART NUMBER | U/M | DESCRIPTION |
|-----|---------------|-----|--|
| | 000G12-06-08T | EA | SCREW-6-20 X .50 POH - BLACK |
| | 000G13-06-16J | EA | SCREW-6-20X1.00 PFH BRASS |
| | 000G13-06-24J | EA | SCREW-6-20 X 1.50" PFH - BRASS |
| | 065318-01-000 | EA | SCREW-8-08BX1/2,CRIMPTITE HD |
| | 000G67-08-32B | EA | SCREW-8-15X2 PFH ZN |
| | 000G12-08-16S | EA | SCREW-8-18 X 1" POH - OFF WHITE |
| | 000G11-08-16S | EA | SCREW-8-18X1.00 PPH OFF WHITE |
| | 009439-07-000 | EA | SCREW-8-32X1 1/4 POH, BLACK |
| | 087721-01-000 | EA | SCREW-FLAT HEAD, TAPPING - 1/4 X 1 1/4 LG ZN |
| | 066763-01-000 | EA | SCREW-MACH, 10 - 32 X 1/4 PTH |
| | 000G19-10-08B | EA | SCREW-MACH, 10-32 X 1/2 PPH ZN |
| | 000G19-10-10B | EA | SCREW-MACH, 10-32 X 5/8 - PPH - ZINC |
| | 000G50-04-12B | EA | SCREW-MACH, 1/4-20 X 3/4 PPH ZN |
| | 081908-01-000 | EA | SCREW-MACH 6-32X.62 W/NYLOCK |
| | 089371-01-000 | EA | SCREW-MACH 8-32X3 5/16 ZN |
| | 000G19-10-20B | EA | SCREW-MACHINE, 10-32 X 1 1/14 PPH ZINK |
| | 000G18-08-16B | EA | SCREW-MACHINE, 8 X 32 X 1, PPH ZN |
| | 000G18-10-12B | EA | SCREW-MACHINE, 10-24 X 3/4" PPH - ZN |
| | 075908-01-000 | EA | SCREW-MACH-10-32X.56PTH(SEMS) |

CLAMPS, GROMMETS, & MISCELLANEOUS FASTENERS

| KEY | PART NUMBER | U/M | DESCRIPTION |
|-----|---------------|-----|--|
| | 010495-01-000 | EA | CLAMP-CABLE, 9/16" |
| | 010497-06-000 | EA | CLAMP-CLOSED, 11/16" ID |
| | 010497-03-000 | EA | CLAMP-CLOSED, 1" ID - CUSHIONED |
| | 010499-01-000 | EA | CLAMP-CLOSED, 3/8" ID |
| | 010497-01-000 | EA | CLAMP-CLOSED, 5/8" ID |
| | 010497-08-000 | EA | CLAMP-CLOSED, .125" |
| | 075148-02-000 | EA | CLAMP-GROUNDING, BRONZE SCREWS |
| | 062401-02-000 | EA | CLAMP-HOSE, WORMGEAR, 1.56" - 2.5" |
| | 062401-10-000 | EA | CLAMP-HOSE, WORMGEAR 1.06" - 2" |
| | 073194-02-000 | EA | CLAMP-HOSE, WORMGEAR 32-50 MM |
| | 062401-07-000 | EA | CLAMP-HOSE, WORMGEAR 5" - 7" |
| | 062401-06-000 | EA | CLAMP-HOSE, WORMGEAR .22"-.62" |
| | 062401-01-000 | EA | CLAMP-HOSE, WORMGEAR .25" - 1" |
| | 062401-04-000 | EA | CLAMP-HOSE, WORMGEAR .69" - 1.25" |
| | 062401-03-000 | EA | CLAMP-HOSE WORMGEAR, .22" - 1" |
| | 083609-01-000 | EA | CLAMP-WIRE, DUAL - EQUAL 5/8" DIAMETER |
| | 094362-02-000 | EA | CLIP-CHRISTMAS TREE, FLAT HEAD |
| | 077953-01-000 | EA | GROMMET-EDGE LINER, FITS 1" |
| | 023942-01-000 | EA | GROMMET-RUBBER, 2" OD |
| | 071015-21-000 | EA | GROMMET-.50"ID, FITS .19" MATERIAL, RUBBER- SPLIT |
| | 056134-02-000 | EA | HOLDER-RING, 1.5" ID PIPE SIZE - STEEL |
| | 077955-01-000 | EA | J CLIP-VINYL COATED, 3/8" USED IN WIRING TO CLEARANCE LIGHTS |
| | 008343-01-000 | EA | TIE-WIRE, 6" |
| | 008343-02-000 | EA | TIE-WIRE, 14" |
| | 000H16-04-05R | EA | RIVET-POP, AL 1/8 X .313-.375 |
| | 063729-04-000 | EA | RIVNUT, 10-32 UNF - .010-.080 |
| | 063729-01-000 | EA | RIVNUT, 1/4 X 20 UNC - .030-.125 |
| | 016604-01-000 | EA | BRACE-CABINET, ANGLED METAL - 2.5" |
| | 008401-01-000 | EA | STRAP-CONDUIT, 3/4" - 1 HOLE - GALVANIZED STEEL |

1991 IFN36RA INDEX

| | | |
|------------------------|--------|------|
| FLOOR PLAN | F-23 - | F-24 |
| ACCESSORIES | G-01 - | G-14 |
| BATH | G-15 - | G-20 |
| BEDROOM | G-21 - | G-22 |
| CHASSIS | G-23 - | H-07 |
| CURTAIN, CUSHION & PAD | H-08 - | H-17 |
| DINETTE | H-18 - | H-20 |
| DRIVERS | H-21 - | I-02 |
| ELECTRICAL | I-03 - | I-09 |
| EXTERIOR BODY | I-10 - | I-16 |
| GALLEY | I-17 - | I-24 |
| HEATING & A/C | J-01 - | J-04 |
| INTERIOR FINISH | J-05 - | J-08 |
| LABEL | J-09 - | J-16 |
| LP | | J-17 |
| LOUNGE | J-18 - | J-19 |
| SEALANTS & FASTENERS | J-20 - | J-22 |
| WATER & SEWAGE | J-23 - | K-04 |
| WINDOW, VENT AND | | |
| EXTERIOR DOOR | K-05 - | L-04 |

**WATER & SEWAGE GROUP
WATER SYSTEM**

WATER LINES, FITTINGS & FAUCETS

| KEY | PART NUMBER | U/M | DESCRIPTION |
|-----|---------------|-----|--|
| | 036522-02-000 | EA | CAP-BRASS, 1/2" FLARE |
| | 052959-02-000 | EA | CONNECTOR, 1/2" F X 1/2" MPT - PLASTIC - GRAY |
| | 093193-02-000 | EA | DRAIN VALVE-IN LINE, HEADER - 1/2" MPT X 1/2" F X 1/2" M |
| | 052957-02-000 | EA | ELBOW-MALE, 1/2" F X 1/2" MPT - PLASTIC - GRAY |
| | 065120-01-000 | EA | ELBOW-SWIVEL, 1/2" FPT X 1/2" FLARE - PLASTIC - GRAY |
| | 091246-02-000 | EA | FAUCET-EXTERNAL WATER, 90 DEG |
| | 103106-01-000 | EA | FAUCET-EXTERNAL WATER, 90 DEG |
| | 057659-04-000 | EA | FILL-WATER, CITY - OFF WHITE |
| | 071015-08-000 | EA | GROMMET-1.75" ID, FITS .06" MATERIAL, RUBBER |
| | 052952-01-000 | EA | NUT-PLASTIC, 1/2" F X 1/2" TUBE - PLASTIC - GRAY |
| | 052956-01-000 | EA | TEE-1/2" F X 1/2" MPT X 1/2" F - PLASTIC |
| | 039800-01-000 | FT | TUBING-POLYBUTYL, 1/2" OD - INCREMENTS OF 20' - BLACK |
| | 095941-01-000 | EA | VACUUM BREAKER-3/4 FPT X 3/4 MPT |
| | 046128-01-000 | EA | VALVE-DRAIN, PLASTIC - 1/2" FPT |
| | 079317-01-000 | EA | ADAPTER-SWIVEL, 1/2" TUBE X 1/2" FPT - PLASTIC - GRAY |
| | 052401-03-000 | EA | CLAMP-HOSE WORMGEAR, 22" - 1" |
| | 052960-01-000 | EA | DRAIN VALVE-IN LINE, HEADER - 1/2" F X 1/2" F - GRAY PLASTIC |
| | 052957-01-000 | EA | ELBOW-PLASTIC, 1/2" F X 3/8" MPT |
| | 057457-01-000 | EA | ELBOW-UNION, 1/2" X 1/2" FLARE |
| | 093420-01-000 | EA | CONNECTOR-SWIVEL, 1/2" FPT X 5/8" TUBE - PLASTIC |
| | 064952-01-000 | EA | FAUCET-GALLEY |
| | 075240-05-000 | EA | FAUCET-LAVATORY, BRASS - U.S. |
| | 075240-06-000 | EA | FAUCET-LAVATORY, BRASS - CANADIAN |
| | 075241-04-000 | EA | FAUCET-SHOWER, BRASS - U.S. |
| | 075241-05-000 | EA | FAUCET-SHOWER, BONE - CANADIAN |
| | 091253-01-000 | EA | GASKET-FAUCET, LAVATORY/GALLEY |
| | 011048-02-000 | EA | HEAD-SHOWER, W/60" HOSE - U.S. |
| | 011048-05-000 | EA | HEAD-SHOWER, W/60" HOSE - CANADIAN |
| | 052953-01-000 | EA | NUT-FAUCET, 1/2" TUBE X 1/2" FPT - PLASTIC - GRAY |
| | 052952-02-000 | EA | NUT-PLASTIC, 5/8" FLARE |
| | 052958-01-000 | EA | TEE, 1/2" F X 1/2" F X 1/2" F - PLASTIC - GRAY |
| | 093217-01-000 | EA | TEE-SWIVEL, 1/2" - PLASTIC |
| | 052955-01-000 | EA | TEE-WATER, 1/2" F X 1/2" F X 1/2" MPT - PLASTIC - GRAY |
| | 039800-02-000 | FT | TUBING-POLYBUTYL, 5/8" OD - INCREMENTS OF 20' - BLACK |
| | 091208-01-000 | EA | WASHER-RUBBER, .05" X .75" X .5" |

FRESH WATER TANK

| KEY | PART NUMBER | U/M | DESCRIPTION |
|-----|---------------|-----|---|
| | 078252-08-000 | EA | TANK-WATER, 40 GALLON - W/FITTINGS - 10" X 24" X 46.5" |
| | 078252-09-000 | EA | TANK-WATER, 40 GALLON - W/FITTINGS - 10" X 24" X 46.5" |
| | 078252-01-000 | EA | TANK-WATER, 40 GALLONS - W/O FITTINGS - 10" X 24" X 46.5" |
| | 042989-05-000 | EA | FITTING-SPINWELD, 1/2" FPT - PLASTIC |
| | 042989-06-000 | EA | FITTING-SPINWELD, 3/4" FPT - PLASTIC |
| | 049032-01-000 | EA | PATCH-SPINWELD, 3/8" - PLASTIC |
| | 039861-01-000 | EA | SENDING UNIT W/SCREW, WASHER, WELL NUT AND TERMINAL RING |
| | 077954-02-000 | EA | FILTER-WATER TANK, SCREEN IN TANK |
| | 052957-02-000 | EA | ELBOW-MALE, 1/2" F X 1/2" MPT - PLASTIC - GRAY |
| | 052957-04-000 | EA | ELBOW-5/8" F X 3/4" MPT |
| | 010219-01-000 | EA | ELBOW-1 1/4" MPT X 1 1/4" BARB, PLASTIC |
| | 010224-01-000 | EA | ADAPTER-HOSE TO PIPE, 3/8" MPT X 3/8" BARB - PLASTIC |
| | 079381-01-000 | FT | TUBING-SMOOTH FLEXIBLE, 1 1/4" ID |

**WATER & SEWAGE GROUP (CONTINUED)
WATER HEATER BYPASS VALVE OPTION L53J**

| KEY | PART NUMBER | U/M | DESCRIPTION |
|-----|---------------|-----|---|
| | 039800-01-000 | FT | TUBING-POLYBUTYL, 1/2" OD - INCREMENTS OF 20' - BLACK |
| | 052959-02-000 | EA | CONNECTOR, 1/2" F X 1/2" MPT - PLASTIC - GRAY |
| | 052956-01-000 | EA | TEE-1/2" F X 1/2" MPT X 1/2" F - PLASTIC |
| | 052957-02-000 | EA | ELBOW-MALE, 1/2" F X 1/2" MPT - PLASTIC - GRAY |
| | 065120-01-000 | EA | ELBOW-SWIVEL, 1/2" FPT X 1/2" FLARE - PLASTIC - GRAY |
| | 057457-01-000 | EA | ELBOW-UNION, 1/2" X 1/2" FLARE |
| | 099729-01-000 | EA | BY-PASS KIT-WATER HEATER |

WATER HEATER W/MOTOR AID & REAR HEATER OPTION L611

| KEY | PART NUMBER | U/M | DESCRIPTION |
|-----|---------------|-----|--|
| | 051393-01-000 | EA | WATER HEATER-W/MOTOR AID, PILOTLESS IGNITION ATWOOD GH6-4E OR GH6-6E |
| | 051393-01-700 | EA | TANK-INNER, 3E FRONT MOUNT - ATWOOD# 91023 |
| | 051393-01-701 | EA | SWITCH PACKAGE-ATWOOD# 91959 |
| | 051393-01-702 | EA | SWITCH-ENERGY CUT-OFF, ATWOOD# 91951 |
| | 051393-01-703 | EA | THERMOSTAT-REAR MOUNT, ATWOOD# 91952 |
| | 051393-01-704 | EA | CIRCUIT BOARD-W/BLACK BOX, ATWOOD# 91420 |
| | 051393-01-705 | EA | ORIFICE HOLDER-ATWOOD# 91925 |
| | 051393-01-716 | EA | PROBE & SPARK ASM, ATWOOD# 91606 |
| | J51391-01-708 | EA | BURNER-MAIN, 3E ONLY - ATWOOD# 92615 |
| | 051393-01-718 | EA | VALVE-DUAL SOLENOID, ATWOOD# 91605 |
| | 051393-01-713 | EA | BRACKET-CORNER, PACKAGE OF 4 - ATWOOD# 91839 |
| | 051393-01-714 | EA | TANK-INNER (GH6-3E), REAR MOUNT - ATWOOD# 91408 |
| | 051393-01-720 | EA | KNOB-TEMPERATURE, ATWOOD# 92310 |
| | 051393-01-721 | EA | ECO&THERMOSTAT ASM-FRONT MOUNT, 140 DEGREE - ATWOOD# 91447 |
| | 051393-01-722 | EA | GAS IGNITION FIELD TESTER-MODEL 05-080224-001 |
| | 079059-01-000 | EA | HOSE-90 DEGREE, .61" ID X 4" X 36" |
| | 079059-02-000 | EA | HOSE-90 DEGREE, .61" ID X 4" X 6" |
| | 083081-01-000 | EA | HOSE-FORMED, 90 DEGREE - 5/8" ID |
| | 088753-01-000 | FT | TUBE-ALUMINIZED STEEL, 5/8" - 18 GAUGE |
| | 010227-01-000 | EA | TEE-PLASTIC, BARB 5/8" OR 3/4" HOSE |
| | 062401-01-000 | EA | CLAMP-HOSE, WORMGEAR .25" - 1" |
| | 062401-04-000 | EA | CLAMP-HOSE, WORMGEAR .69" - 1.25" |

STANDARD WATER HEATER

| KEY | PART NUMBER | U/M | DESCRIPTION |
|-----|---------------|-----|--|
| | 051391-03-000 | EA | HEATER-WATER, W/ELECTRIC IGNITION - ATWOOD G6A-3E |
| | 051391-01-700 | EA | HINGE KIT-W/CLIP, ATWOOD # 92568 & 92559 |
| | 051393-03-700 | EA | TANK-INNER (G6A-3E), REAR MT - ATWOOD# 91409 |
| | 051391-01-704 | EA | VALVE-RELIEF, 1/2" FITTING - ATWOOD# 91604 |
| | 051391-01-705 | EA | FASTENER-CAMLOC, ATWOOD# 92609 |
| | 051391-01-706 | EA | GRILLE-EXHAUST, 3E ONLY - ATWOOD# 92787 |
| | 051391-01-708 | EA | BURNER-MAIN, 3E ONLY - ATWOOD# 92615 |
| | 051391-01-710 | EA | ORIFICE-MAIN BURNER, ATWOOD# 92742 |
| | 051391-04-701 | EA | THERMOSTAT 12 VDC-120 PRESET, FRONT MOUNT ONLY - ATWOOD# 91470 |
| | 051391-01-715 | EA | DRAIN PLUG, ATWOOD# 91561 |
| | 051391-04-706 | EA | TANK-INNER, FRONT MOUNT - G6A-4E & 6E |
| | 051391-04-700 | EA | TANK-INNER (G6A-3E), FRT MT - ATWOOD# 91608 |
| | 051393-01-704 | EA | CIRCUIT BOARD-W/BLACK BOX, ATWOOD# 91420 |
| | 051393-01-702 | EA | SWITCH-ENERGY CUT-OFF, ATWOOD# 91951 |
| | 051393-01-701 | EA | SWITCH PACKAGE-ATWOOD# 91959 |
| | 051393-01-703 | EA | THERMOSTAT-REAR MOUNT, ATWOOD# 91952 |
| | 051393-01-721 | EA | ECO&THERMOSTAT ASM-FRONT MOUNT, 140 DEGREE - ATWOOD# 91447 |
| | 051393-01-716 | EA | SPARK & PROBE ASM, ATWOOD# 91606 |
| | 051393-01-718 | EA | VALVE-DUAL SOLENOID, ATWOOD# 91605 |
| | 051393-01-705 | EA | ORIFICE HOLDER-ATWOOD# 91925 |
| | 052009-02-000 | EA | DOOR-WATER HEATER, ATWOOD 5575-27 - BEIGE |

**1991 ITASCA
TABLE OF CONTENTS**

| | | |
|--------------------|--------|------|
| INTRODUCTION | A-01 - | A-02 |
| ABBREVIATIONS | | A-03 |
| ALPHABETICAL INDEX | A-04 - | A-06 |
| ICN36RQ | A-07 - | F-22 |
| IFN36RA | F-23 - | L-04 |

1991 IFN36RA INDEX

| | | |
|------------------------|--------|------|
| FLOOR PLAN | F-23 - | F-24 |
| ACCESSORIES | G-01 - | G-14 |
| BATH | G-15 - | G-20 |
| BEDROOM | G-21 - | G-22 |
| CHASSIS | G-23 - | H-07 |
| CURTAIN, CUSHION & PAD | H-08 - | H-17 |
| DINETTE | H-19 - | H-20 |
| DRIVERS | H-21 - | I-02 |
| ELECTRICAL | I-03 - | I-09 |
| EXTERIOR BODY | I-10 - | I-16 |
| GALLEY | I-17 - | I-24 |
| HEATING & A/C | J-01 - | J-04 |
| INTERIOR FINISH | J-05 - | J-08 |
| LABEL | J-09 - | J-16 |
| LP | | J-17 |
| LOUNGE | J-18 - | J-19 |
| SEALANTS & FASTENERS | J-20 - | J-22 |
| WATER & SEWAGE | J-23 - | K-04 |
| WINDOW, VENT AND | | |
| EXTERIOR DOOR | K-05 - | L-04 |

WATER & SEWAGE GROUP (CONTINUED)
WATER PURIFICATION OPTION L29B

| KEY | PART NUMBER | U/M | DESCRIPTION |
|-----|---------------|-----|---|
| | 079317-01-000 | EA | ADAPTER-SWIVEL, 1/2" TUBE X 1/2" FPT - PLASTIC - GRAY |
| | 087200-02-000 | EA | CARTRIDGE-WATER FILTER, EVERPURE 9501-11 |
| | 052959-02-000 | EA | CONNECTOR, 1/2" F X 1/2" MPT - PLASTIC - GRAY |
| | 052957-01-000 | EA | ELBOW-PLASTIC, 1/2" F X 3/8" MPT |
| | 055120-01-000 | EA | ELBOW-SWIVEL, 1/2" FPT X 1/2" FLARE - PLASTIC - GRAY |
| | 087200-01-000 | EA | FILTER-WATER PURIFICATION, EVERPURE QC2-AC |
| | 052952-01-000 | EA | NUT-PLASTIC, 1/2" F X 1/2" TUBE - PLASTIC - GRAY |
| | 035960-01-000 | FT | TUBING-POLYBUTYL, 1/2" OD - INCREMENTS OF 20' - BLACK |
| | 091208-01-000 | EA | WASHER-RUBBER, 05" X 75" X 5" |

WATER PUMPS

| KEY | PART NUMBER | U/M | DESCRIPTION |
|-----|---------------|-----|--|
| | 099607-01-000 | EA | PUMP-WATER, W/5" MPT FITTING - FLOW 2.8 GPM - U.S. |
| | 099607-02-000 | EA | PUMP-WATER, W/5" MPT FITTING - FLOW 2.8 GPM - CANADIAN |
| | 099607-01-700 | EA | PUMPHOUD-REPLACEMENT, SHURFLOW# 94-235-03 |
| | 099607-01-701 | EA | DRIVE ASM, SHURFLOW# 94-234-03 |
| | 099607-01-702 | EA | DIAPHRAGM-KIT, SHURFLOW# 94-233-10 |
| | 099607-01-703 | EA | VALVE ASM, SHURFLOW# 94-232-00 |
| | 099607-01-704 | EA | HOUSING-UPPER, SHURFLOW# 94-231-01 |
| | 099607-01-705 | EA | CHECK VALVE-KIT, SHURFLOW# 94-237-00 |
| | 099607-01-707 | EA | MOTOR/BASEPLATE REPLACEMENT, SHURFLOW# 94-234-03 |

EXTERIOR SHOWER OPTION L64R

| KEY | PART NUMBER | U/M | DESCRIPTION |
|-----|---------------|-----|---|
| | 046128-01-000 | EA | VALVE-DRAIN, PLASTIC - 1/2" FPT |
| | 052957-02-000 | EA | ELBOW-MALE, 1/2" F X 1/2" MPT - PLASTIC - GRAY |
| | 076322-03-000 | FT | TAPE-FOAM, DOUBLE COATED ADHESIVE BACKED - 5' X 103" FROM: 00-00-00 THRU 04-07-91 |
| | 103173-01-01A | EA | KIT-SHOWER, EXTERIOR - OFF WHITE WITH EXTERIOR DOOR, FAUCET, HEAD & HOSE (COMPONENT PARTS ARE NOT AVAILABLE SEPARATELY) FROM: 00-00-00 THRU 03-24-91 |
| | 103173-02-01A | EA | KIT-SHOWER, EXTERIOR - OFF WHITE WITH EXTERIOR DOOR, FAUCET, HEAD & HOSE FROM: 03-25-91 THRU: 99-99-99 |
| | 103173-03-700 | EA | DISH-COMPARTMENT, PLASTIC - OFF WHITE - Y0001 FROM: 03-25-91 THRU: 99-99-99 |
| | 103173-03-701 | EA | DOOR-COMPARTMENT, PLASTIC - OFF WHITE - 0E001 FROM: 03-25-91 THRU: 99-99-99 |
| | 103173-03-702 | EA | PIN-HINGE, DOOR - EXTERIOR SHOWER KIT - 345 FROM: 03-25-91 THRU: 99-99-99 |
| | 103173-03-703 | EA | SPRING-HINGE FIN, EXTERIOR SHOWER DOOR - 103 FROM: 03-25-91 THRU: 99-99-99 |
| | 103173-03-704 | EA | LOCK ASSEMBLY, W/CLIP & KEY - EXTERIOR SHOWER DOOR - 00C00 FROM: 03-25-91 THRU: 99-99-99 |
| | 103173-03-705 | EA | LABEL-AUXILIARY SHOWER, 00090 FROM: 03-25-91 THRU: 99-99-99 |
| | 103173-03-706 | EA | HEAD-SHOWER, W/HOSE & BRACKET - EXTERIOR FROM: 03-25-91 THRU: 99-99-99 |
| | 103173-03-707 | EA | FAUCET-SHOWER, W/ADAPTER - CHROME - EXTERIOR - 20154P01 FROM: 03-25-91 THRU: 99-99-99 |
| | 103173-03-708 | EA | STEM & BONNET (SETS) - 39025 FROM: 03-25-91 THRU: 99-99-99 |
| | 104579-01-000 | FT | SEAL-FOAM, CLOSED CELL FROM: 00-00-00 THRU: 04-07-91 |
| | 079364-06-000 | EA | SWITCH-MOMENTARY, OFF/MOMENTARY FROM: 00-00-00 THRU: 03-08-91 |
| | 098351-01-01A | EA | PLATE-SWITCH, 1 GANG - POLISHED BRASS |

WATER & SEWAGE GROUP (CONTINUED)
DRAINAGE SYSTEM

SINKS

| KEY | PART NUMBER | U/M | DESCRIPTION |
|-----|---------------|-----|---|
| | 093526-01-000 | EA | SINK-DOUBLE, STAINLESS STEEL - 19" X 25" |
| | 095927-01-01A | EA | SINK-LAVATORY, RECTANGULAR - PLASTIC - BONE |
| | 095927-01-700 | EA | SINK-STOOPER |
| | 092303-01-000 | EA | STRAINER-SINK |
| | 095927-01-701 | EA | TAILPIECE-SINK |

SHOWER PAN

| KEY | PART NUMBER | U/M | DESCRIPTION |
|-----|---------------|-----|--|
| | M02630-18-B07 | EA | PAN-SHOWER, W/STRAINER |
| | 056720-01-000 | EA | STRAINER-TUB/SHOWER DRAIN |
| | 059540-01-000 | FT | SEALER-RIBBON, 1/4" DIAMETER - INCREMENTS OF 20' |
| | 059735-01-000 | EA | WASHER-STRAINER TO TAILPIECE PLASTIC, 1.5" |
| | 011059-04-000 | EA | TAILPIECE, 1 1/2" X 1 1/4" X 8" - BRASS |
| | 056436-01-000 | EA | NUT-SLIP, TAILPIECE - 1 1/2" |
| | 057671-01-000 | EA | COVER-SCREW, #8 - PLASTIC - OFF WHITE |

TOILET

| KEY | PART NUMBER | U/M | DESCRIPTION |
|-----|---------------|-----|---|
| | 057487-01-000 | EA | TOILET-12 3/4" IVORY - HAND FLUSH - THETFORD 150110 |
| | 057487-01-700 | EA | C L.F.L. SEAL & BOLT PACKAGE - AQUA MAGIC 08975 |
| | 063740-01-710 | EA | LINK, THETFORD 12513 |
| | 063740-01-711 | EA | SPRING-RETURN LEVER, THETFORD 12523 |
| | 063740-01-705 | EA | SEAT-IVORY, W/O COVER - THETFORD 12447 |
| | 063740-01-709 | EA | LEVER-WATER, THETFORD 12514 |
| | 063740-01-701 | EA | LEVER-FLUSH, THETFORD 12515 |
| | 063740-01-713 | EA | SEAL-BALL VALVE TO BOWL, THETFORD 12502 |
| | 063740-01-714 | EA | VALVE ASM-WATER, THETFORD 12492 |
| | 063740-01-705 | EA | BOLT PACKAGE-CLOSET, THETFORD 12524 |

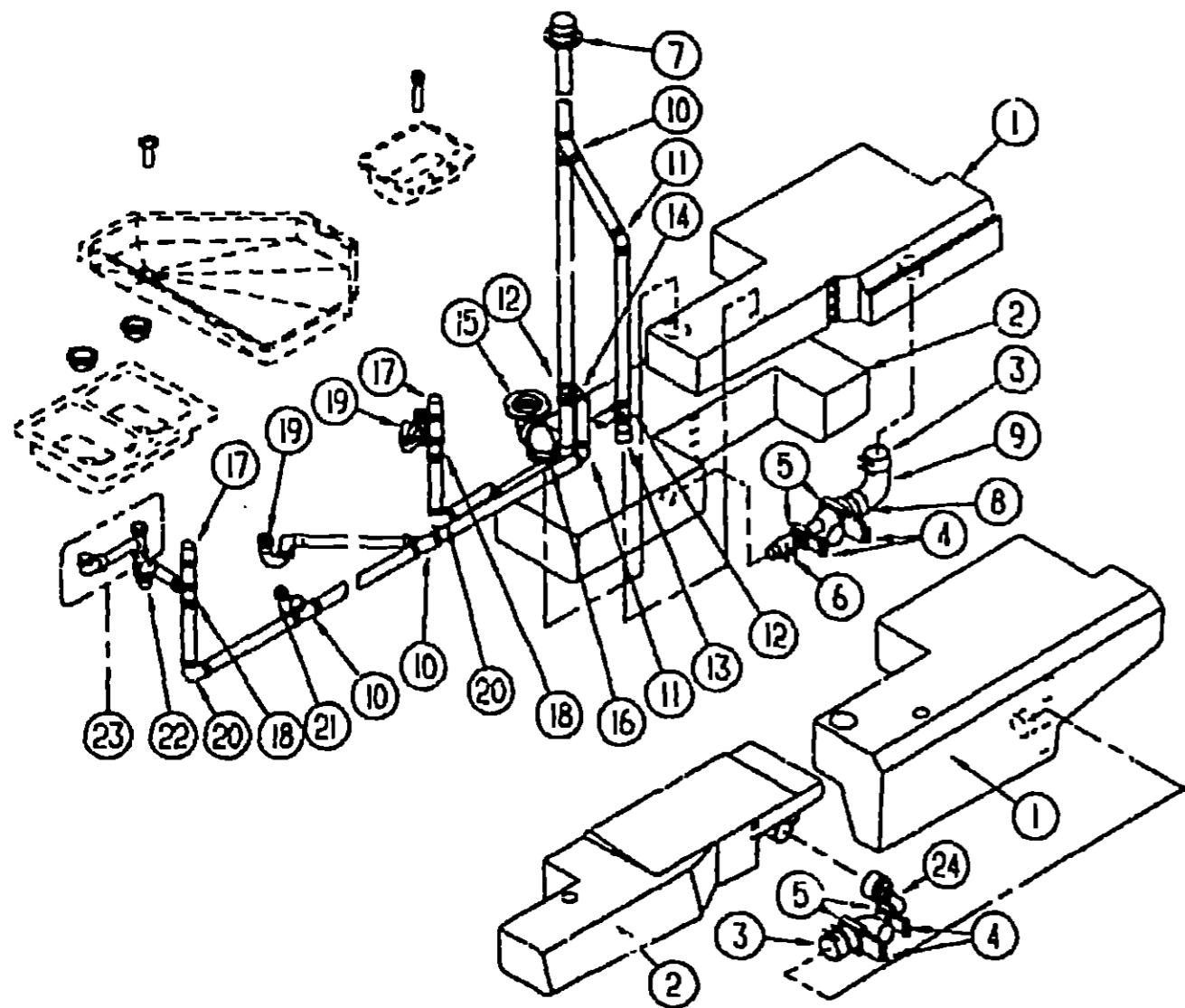
1991 ITASCA
TABLE OF CONTENTS

| | | |
|--------------------|------|------|
| INTRODUCTION | A-01 | A-02 |
| ABBREVIATIONS | | A-03 |
| ALPHABETICAL INDEX | A-04 | A-05 |
| IFN36RA | A-07 | F-22 |
| IFN36RA | F-23 | L-04 |

1991 IFN36RA INDEX

| | | |
|----------------------------|------|------|
| FLOOR PLAN | F-23 | F-24 |
| ACCESSORIES | G-01 | G-14 |
| BATH | G-15 | G-20 |
| BEDROOM | G-21 | G-22 |
| CHASSIS | G-23 | H-07 |
| CURTAIN, CURTAIN & PADH-03 | | H-17 |
| DINETTE | H-18 | H-20 |
| DRIVERS | H-21 | I-02 |
| ELECTRICAL | I-03 | I-09 |
| EXTERIOR BODY | I-10 | I-16 |
| GALLEY | I-17 | I-24 |
| HEATING & A/C | J-01 | J-04 |
| INTERIOR FINISH | J-05 | J-08 |
| LABEL | J-09 | J-16 |
| LP | | J-17 |
| LOUNGE | J-18 | J-19 |
| SEALANTS & FASTENERS | J-20 | J-22 |
| WATER & SEWAGE | J-23 | K-04 |
| WINDOW, VENT AND | | |
| EXTERIOR DOOR | K-05 | L-04 |

WATER & SEWAGE GROUP (CONTINUED)



SEWAGE HOLDING TANK

| KEY | PART NUMBER | U/M | DESCRIPTION |
|-----|---------------|-----|---|
| 1 | 092272-01-000 | EA | TANK-HOLDING, W/O GROMMETS - 50 GL - 25 8" X 59 9" X 18 6" FROM: 00-00-00 THRU: 10-21-90 |
| 1 | 101785-01-000 | EA | TANK-HOLDING, W/O GROMMETS - 38 GL - 21.6" X 59 9" X 8 7" FROM: 10-22-90 THRU: 99-99-99 |
| | 061607-01-000 | EA | GROMMET-HOLDING TANK, 1 1/2" NPS |
| | 061607-02-000 | EA | GROMMET-HOLDING TANK, 3" NPS |
| | 039951-01-000 | EA | SENDING UNIT W/SCREW, WASHER, WELL NUT AND TERMINAL RING |

WASTE WATER HOLDING TANK

| KEY | PART NUMBER | U/M | DESCRIPTION |
|-----|----------------|-----|--|
| 2 | 092271-01-000 | EA | TANK-HOLDING, W/C GROMMETS - 30 GL - 16 6" X 59 9" X 9 7" FROM: 00-00-00 THRU: 10-21-90 |
| 2 | 101787-01-000 | EA | TANK-HOLDING, W/O GROMMETS - 42 GL - 24 6" X 59 9" X 8 8" FROM: 10-22-90 THRU: 99-99-99 |
| | 061607-01-000 | EA | GROMMET-HOLDING TANK, 1 1/2" NPS |
| | 03996 . 01-000 | EA | SENDING UNIT W/SCREW, WASHER, WELL NUT AND TERMINAL RING |

WATER & SEWAGE GROUP (CONTINUED)

DRAINAGE VALVES & FITTINGS

| KEY | PART NUMBER | U/M | DESCRIPTION |
|-----|---------------|-----|---|
| | 062422-01-000 | EA | ADAPTER-OFFSET REDUCER, 3" X 1 1/2" - PLASTIC - BLACK FROM: 00-00-00 THRU: 10-21-90 |
| | 062416-01-000 | EA | ADAPTER-SEWER HOSE TO 3" PIPE |
| | 089330-01-000 | EA | ADAPTER-SEWER HOSE END |
| | 052415-01-000 | EA | CAP-SEWER, 3" DIAMETER |
| 3 | 078406-01-000 | EA | COUPLER-RUBBER, W/CLAMPS - 3" X 3" |
| 4 | 062419-02-000 | EA | HANDLE ONLY - FOR EXTENSION ROD |
| | 010201-02-000 | EA | HOSE-SEWER, 3" ID X 20 FEET |
| 5 | 070916-01-000 | EA | VALVE-DUAL DUMP, W/CAP - 3" & 1 1/2" - PLASTIC - BLACK |
| | 070916-01-701 | EA | VALVE ONLY, 1 1/2" |
| | 070916-01-700 | EA | VALVE ONLY, 3" |
| 6 | 069355-01-000 | EA | COUPLER-RUBBER, W/CLAMPS - 1 5" X 1 5" FROM: 10-01-90 THRU: 10-17-90 |
| 7 | 083558-03-000 | EA | VENT-PLUMBING PIPE ROOF, W/COVER - OFF WHITE |
| 8 | 101117-01-000 | EA | COUPLER-3", H X H - PLASTIC FROM: 09-16-90 THRU: 10-24-90 |
| 9 | 041955-01-000 | EA | ELBOW-STREET, 1/4 BEND - 3" X 90 XLT - PLASTIC FROM: 10-01-90 THRU: 10-24-90 |
| 9 | 031126-01-000 | EA | ELBOW-1/4 BEND, 3" X 90 XLT - PLASTIC FROM: 10-25-90 THRU: 99-99-99 |
| 10 | 010073-01-000 | EA | WYE-45 DEGREE, 1 1/2" HUB X HUB X HUB - PLASTIC - BLACK |
| | 010121-01-000 | EA | BUSHING-REDUCER, 1 1/2" SMOOTH 1 1/4" HUB - PLASTIC - BLACK |
| 11 | 010006-01-000 | EA | ELBOW-45 DEG, 1/8" BEND - 1 1/2" HUB X HUB - BLACK PLASTIC |
| 12 | 010071-01-000 | EA | TEE-SANITARY, 1 1/2" HUB X HUB X HUB - PLASTIC - BLACK |
| 13 | 010115-01-000 | EA | COUPLING-1 1/2" HUB X HUB, PLASTIC |
| 14 | 010051-01-000 | EA | ELBOW-45 DEG BEND, 1 1/2" SPIGOT AND HUB - PLASTIC - BLACK |
| 15 | 024676-01-000 | EA | FLANGE-CLOSET, 4" X 3" - U S |
| 15 | 024676-02-000 | EA | FLANGE-CLOSET, 4" X 3" - CANADIAN |
| 16 | 010051-01-000 | EA | ELBOW-45 DEGREE, STREET - 1/8" BEND - 3" S X H - PLASTIC |
| 17 | 079958-01-000 | EA | VENT-MECH. TRAP ARM, ANTI-SIPHON - 2" DIA X 7 3" - PLASTIC |
| 18 | 010079-01-000 | EA | TEE-SANITARY, 1 1/2" H X 1 1/2" H X 1 1/4" H - PLASTIC - BLACK |
| 19 | 011056-03-000 | EA | P-TRAP, 1 1/2" TRAP X 1 1/4" SOCKET - PLASTIC - U S |
| 19 | 011056-03-700 | EA | KIT-P-TRAP, 1 1/2" X 1 1/4" P-TRAP, W/1 1/2" TO 1 1/4" REDUCER - CANADIAN |
| 20 | 010008-01-000 | EA | ELBOW-90 DEGREE, 1 1/2" HUB X HUB - BLACK PLASTIC |
| 21 | 010166-01-000 | EA | PLUG-THREADED, 1 1/4" DIAMETER - PLASTIC - BLACK |
| 21 | 010122-01-000 | EA | BUSHING-REDUCER, 1 1/2" SMOOTH X 1 1/4" THREAD - BLACK PLASTIC |
| 22 | 011056-03-000 | EA | P-TRAP, 1 1/2" TRAP X 1 1/4" SOCKET - PLASTIC - U S |
| 22 | 053335-01-000 | EA | P-TRAP, 1 1/4" HUB X HUB W/UNION - PLASTIC - CANADIAN |
| 23 | 011091-02-000 | EA | PIPE-DRAIN, DOUBLE SINK - RAFFLE TEE - 1 1/2" - U S ONE PIPE W/TEE TO DRAIN BOTH SIDES OF SINK |
| 23 | 033302-02-000 | EA | ADAPTER-STRAINER, 1 1/2" - PLASTIC - CANADIAN |
| 23 | 037101-02-000 | EA | ELBOW-1/4 BEND VENT 1 1/2" HUB - PLASTIC - CANADIAN |
| 23 | 010121-01-000 | EA | BUSHING-REDUCER, 1 1/2" SMOOTH 1 1/4" HUB - PLASTIC - BLACK - CANADIAN |
| 23 | 010071-01-000 | EA | TEE-SANITARY, 1 1/2" HUB X HUB X HUB - PLASTIC - BLACK - CANADIAN |
| 24 | 033761-01-000 | EA | ELBOW-90 DEGREE, 1 1/2" HUB X 1 1/2" SPIGOT - BLACK PLASTIC FROM: 00-00-00 THRU: 10-21-90 |
| | 004020-01-000 | QT | ADHESIVE-ABS CEMENT |

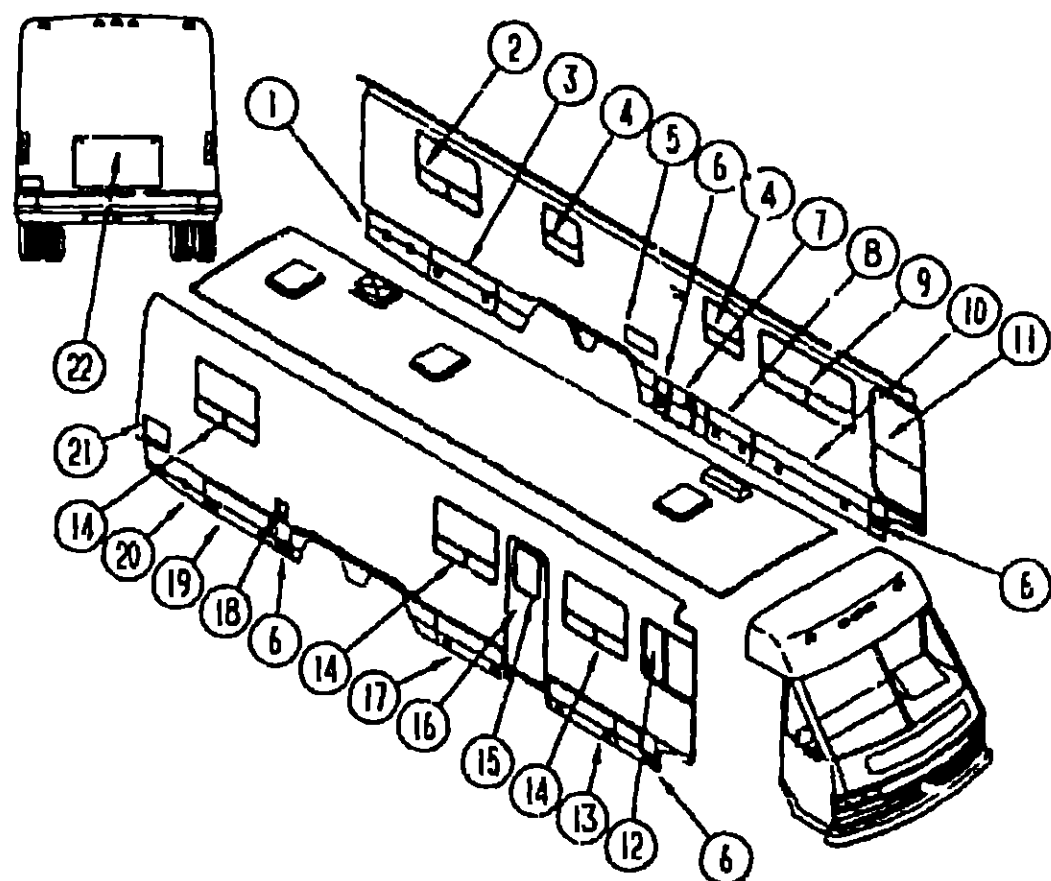
**1991 ITASCA
TABLE OF CONTENTS**

| | | |
|--------------------|------|------|
| INTRODUCTION | A-01 | A-02 |
| ABBREVIATIONS | | A-03 |
| ALPHABETICAL INDEX | A-04 | A-06 |
| ICN35RO | A-07 | F-22 |
| IFN36RA | F-23 | L-04 |

1991 IFN36RA INDEX

| | | |
|-----------------------------------|------|------|
| FLOOR PLAN | F-23 | F-24 |
| ACCESSORIES | G-01 | G-14 |
| BATH | G-15 | G-20 |
| BEDROOM | G-21 | G-22 |
| CHASSIS | G-23 | H-07 |
| CURTAIN, CUSHION & PAD | H-08 | H-17 |
| DINETTE | H-18 | H-20 |
| DRIVERS | H-21 | I-02 |
| ELECTRICAL | I-03 | I-09 |
| EXTERIOR BODY | I-10 | I-16 |
| GALLEY | I-17 | I-24 |
| HEATING & A/C | J-01 | J-04 |
| INTERIOR FINISH | J-05 | J-08 |
| LABEL | J-09 | J-16 |
| LP | | J-17 |
| LOUNGE | J-18 | J-19 |
| SEALANTS & FASTENERS | J-20 | J-22 |
| WATER & SEWAGE | J-23 | K-04 |
| WINDOW, VENT AND EXTERIOR DOOR | K-05 | L-04 |

WINDOW, VENT & EXTERIOR DOOR GROUP



WINDOWS & DOORS

| KEY | PART NUMBER | U/M | DESCRIPTION |
|-----|---------------|-----|---|
| 1 | 092631-02-Y35 | EA | DOOR-STORAGE/GENERATOR, W/LATCHES - 40" TAPERED - OFF WHITE |
| 2 | 101782-01-01A | EA | WINDOW-TIPOUT, ESCAPE - W/O INSIDE FRAME - 31" X 41.6" |
| 3 | 092482-08-AE5 | EA | DOOR-STORAGE/SEWAGE TANK, W/LATCHES - 19.4" X 43.7" - OFF WHITE |
| 4 | 092235-09-Y12 | EA | WINDOW-TIPOUT, W/O INSIDE FRAME - 25.5" X 25.4" |
| 5 | 084103-03-000 | EA | DOOR-REFRIGERATOR, VENTED W/O JAMB - OFF WHITE |
| | 084104-01-700 | EA | LOCK-MALE, FASTENER - REFRIGERATOR DOOR |
| | 084104-01-701 | EA | LOCK-FEMALE, FASTENER - REFRIGERATOR DOOR |
| | 084104-03-000 | EA | JAMB-DOOR, VENTED REFRIGERATOR - OFF WHITE |
| 6 | 092482-03-Y33 | EA | DOOR-STORAGE/WATER CENTER/BATTERY, W/LATCHES - 19.4" X 9.5" |
| 7 | 093029-06-AE5 | EA | DOOR-FURNACE VENT, 19.4" X 15.8" |
| | | | FROM 00-00-00 THRU 09-02-90 |
| 7 | 093029-07-AE5 | EA | DOOR-FURNACE VENT, 19.4" X 15.8" |
| | | | FROM 09-03-90 THRU 99-99-99 |
| 8 | 092482-04-Y33 | EA | DOOR-STORAGE, W/LATCHES - 19.4" X 29.5" |
| 9 | 092234-03-Y12 | EA | WINDOW-TIPOUT, DOUBLE - W/O INSIDE FRAME - 31.5" X 60.9" |
| 10 | 092482-01-Y35 | EA | DOOR-STORAGE, W/LATCHES - 19.4" X 76.3" - OFF WHITE |
| 11 | M97816-02-AE6 | EA | DOOR-DRIVER, MANUAL - STANDARD |
| 11 | M97816-01-AE6 | EA | DOOR-DRIVER, MANUAL - TIPOUT - OPTION L53C |
| 11 | M97816-03-AE6 | EA | DOOR-DRIVER, POWER - TIPOUT WINDOW |
| 11 | M97816-04-AE6 | EA | DOOR-DRIVER, POWER - STATIONARY WINDOW |
| 12 | 093703-01-Y10 | EA | WINDOW-SLIDING, W/O INSIDE FRAME |
| 13 | 092482-02-Y33 | EA | DOOR-STORAGE/SEWAGE TANK, W/LATCHES - 19.4" X 43.7" - OFF WHITE |
| 14 | 092234-01-Y12 | EA | WINDOW-TIPOUT, DOUBLE - W/O INSIDE FRAME - 31.5" X 41.9" |
| 15 | 079733-04-TC3 | EA | WINDOW-PICTURE, W/O INSIDE FRAME - 17" X 25" |
| 16 | M01970-50-B29 | EA | DOOR-ENTRY, W/JAMB AND SCREEN DOOR |
| 17 | 092482-03-AE6 | EA | DOOR-STORAGE, W/LATCHES - 19.4" X 43.7" - OFF WHITE |
| | | | FROM 00-00-00 THRU 09-09-90 |
| 17 | 092482-02-Y33 | EA | DOOR-STORAGE, W/LATCHES - 19.4" X 43.7" - OFF WHITE |
| | | | FROM 09-10-90 THRU 99-99-99 |

WINDOW, VENT & EXTERIOR DOOR GROUP (CONTINUED)

WINDOWS & DOORS CONT'D

| KEY | PART NUMBER | U/M | DESCRIPTION |
|-----|---------------|-----|---|
| 10 | 076010-03-000 | EA | DOOR-FUEL FILL W/JAMB - OFF WHITE |
| 19 | 092482-02-Y33 | EA | DOOR-STORAGE, W/LATCHES - 19.4" X 43.7" - OFF WHITE |
| | | | FROM 00-00-00 THRU 09-09-90 |
| 19 | 092482-08-AE5 | EA | DOOR-STORAGE, W/LATCHES - 19.4" X 43.7" - OFF WHITE |
| | | | FROM 09-10-90 THRU 99-99-99 |
| 20 | 092631-01-Y33 | EA | DOOR-STORAGE, W/LATCHES - 40" TAPERED - OFF WHITE |
| 21 | 052009-01-000 | EA | DOOR-WATER HEATER, ATWOOD 5576-27 - OFF WHITE |
| 22 | 097193-01-AE6 | EA | PANEL ASM-DOOR, TRUNK - OFF WHITE |
| | 077408-02-000 | EA | LOCK ASM-KEY TYPE 70 OFFSET |
| | 092634-01-700 | EA | KEY-SINGLE |

ACCESS PANELS UNDER HOOD

| KEY | PART NUMBER | U/M | DESCRIPTION |
|-----|---------------|-----|---|
| | 098527-01-000 | EA | DOOR-CIRCUIT BREAKERS, UNDER HOOD - METAL - BLACK - 14.5" X 10.7" |
| | 098196-01-000 | EA | LATCH-1/4 TURN, T-BAR |
| | 098527-02-000 | EA | DOOR-FUSES, UNDER HOOD - METAL - BLACK - 14.5" X 9.25" |
| | 093674-01-000 | EA | PLATE-CIRCUIT BREAKER, HOUSE |
| | 092549-01-000 | EA | PLATE-FUSE BOX, L SHAPED - 7.9" X 11.2" - METAL - BLACK |
| | 090604-04-000 | EA | TRAY - BATTERY - AUTO - W/ TWO HEX NUTS - FORD |
| | 097201-01-000 | EA | LIGHT |

SHOWER SKYLIGHT

| KEY | PART NUMBER | U/M | DESCRIPTION |
|-----|---------------|-----|--|
| | 101026-01-000 | EA | PANEL-SKYLIGHT, INNER - PLEXIGLASS |
| | 101027-01-000 | EA | PANEL-SKYLIGHT, OUTER - PLEXIGLASS |
| | 101028-01-01A | EA | TRIM-SKYLIGHT, ALUMINUM (COVERS 2 SIDES OF SKYLIGHT) |
| | | | FROM 00-00-00 THRU 10-01-90 |
| | 093160-02-01A | EA | TRIM-SKYLIGHT, OUTER - 16" X 23.9" - AL. (COVERS THIRD SIDE OF SKYLIGHT) |
| | | | FROM 00-00-00 THRU 10-01-90 |

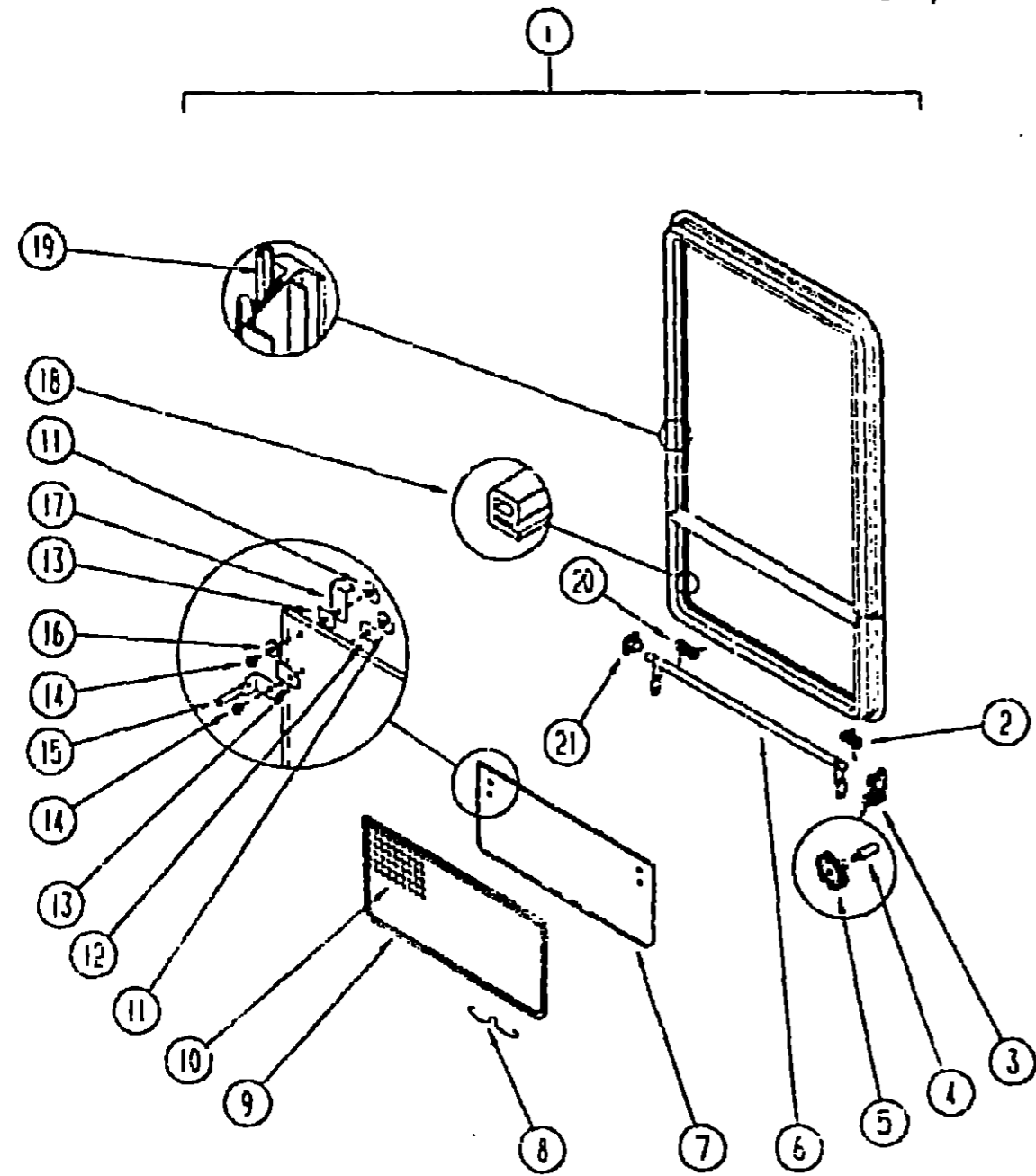
**1991 ITASCA
TABLE OF CONTENTS**

| | | |
|--------------------|------|------|
| INTRODUCTION | A-01 | A-02 |
| ABBREVIATIONS | | A-03 |
| ALPHABETICAL INDEX | A-04 | A-06 |
| ICN36RQ | A-07 | F-22 |
| IFN36RA | F-23 | L-04 |

1991 IFN36RA INDEX

| | | |
|--------------------------------|------|------|
| FLOOR PLAN | F-23 | F-24 |
| ACCESSORIES | G-01 | G-14 |
| BATH | G-15 | G-29 |
| BEDROOM | G-21 | G-22 |
| CHASSIS | G-23 | H-07 |
| CURTAIN, CUSHION, & PADH-CB | | H-17 |
| DINETTE | H-18 | H-20 |
| DRIVERS | H-21 | I-02 |
| ELECTRICAL | I-03 | I-09 |
| EXTERIOR BODY | I-10 | I-16 |
| GALLEY | I-17 | I-24 |
| HEATING & A/C | J-01 | J-04 |
| INTERIOR FINISH | J-05 | J-08 |
| LABEL | J-09 | J-16 |
| LP | | J-17 |
| LOUNGE | J-18 | J-19 |
| SEALANTS & FASTENERS | J-20 | J-22 |
| WATER & SEWAGE | J-23 | K-04 |
| WINDOW, VENT AND EXTERIOR DOOR | K-05 | L-04 |

WINDOW, VENT & EXTERIOR DOOR GROUP (CONTINUED)
BATH & GALLEY WINDOW



| KEY | PART NUMBER | U/M | DESCRIPTION |
|-----|---------------|-----|--|
| 1 | 092893-02-01A | EA | FRAME-WINDOW, INSIDE - 25 3" X 25 5" - BLACK |
| 1 | 092235-09-Y12 | EA | WINDOW-TIPOUT, W/O INSIDE FRAME - 25 5" X 25 4" STATIONARY GLASS IS NOT AVAILABLE ORDER ENTIRE ASSEMBLY |
| 2 | 000G39-06-16T | EA | SCREW-SF/DR, 6-20 X 1 PPH - BLACK |
| 3 | 080918-01-000 | EA | SPRING-TORQUE TUBE, RIGHT |
| 3 | 035302-02-000 | EA | OPERATOR-TORQUE, TIPOUT WINDOW LEFT |
| 4 | 003439-06-000 | EA | EXTENSION-CRANK HANDLE, WINDOW/ROOF VENT - 9" - BLACK |
| 5 | 003439-05-000 | EA | KNOB-OPERATOR, TIPOUT WINDOW - BLACK |
| 5 | 003439-07-000 | EA | SCREW, 8-32 X 1 1/4 PPH - BLACK |
| 6 | 083150-10-000 | EA | TUBE ASM - TORQUE, WINDOW - W/SPRING & ARM - 22 5" LONG |
| 7 | 084068-15-000 | EA | GLASS-TIPOUT, 9 2" X 24 5" |
| 8 | 100168-01-000 | EA | CLIP-SPRING, SCREEN |
| 9 | 100235-02-007 | EA | SCREEN-SINGLE TIPOUT WINDOW |
| 10 | 080218-03-000 | SF | SCREEN-FIBERGLASS, 12" WIDE |
| 10 | 100240-01-000 | FT | SPLINE-SCREEN, T-SHAPED |
| 11 | 086762-01-000 | EA | T NUT 10-32 |
| 12 | 058927-01-000 | EA | SEAL-WINDOW, RUBBER - ROUND - 80" DIA - BLACK |
| 13 | 084473-01-000 | EA | SEAL-RUBBER, TIPOUT WINDOW |
| 14 | 066763-01-000 | EA | SCREW-MACH, 10 - 32 X 1/4 PTH |
| 15 | 097578-01-000 | EA | LINKAGE-TIPOUT WINDOW |
| 15 | 081649-01-000 | EA | RING - SNAP, 7/32 SHAFT DIA |
| 15 | 084453-01-000 | EA | WASHER-060 X 50 X 135 - PLASTIC |
| 15 | 085315-01-000 | EA | RIVET-SHOULDER, TIPOUT WINDOW |
| 16 | 084453-02-000 | EA | WASHER-060 X 50 X 250 - PLASTIC |
| 17 | 089913-01-000 | EA | HINGE-TIPOUT WINDOW, BLACK |
| 18 | 084067-02-000 | FT | SEAL-E SHAPED, SPONGE - TIPOUT WINDOW - 4" X 4" - BLACK |
| 19 | 059540-11-000 | FT | SEALER-TAPE, 3/16" X 3/3" - BLACK |
| 20 | 080918-02-000 | EA | SPRING-TORQUE TUBE, LEFT |
| 21 | 081354-01-000 | EA | SLEEVE-TORQUE TUBE, TIPOUT WINDOW - 1 3" X 1 2" X 7" |

1991 ITASCA
TABLE OF CONTENTS

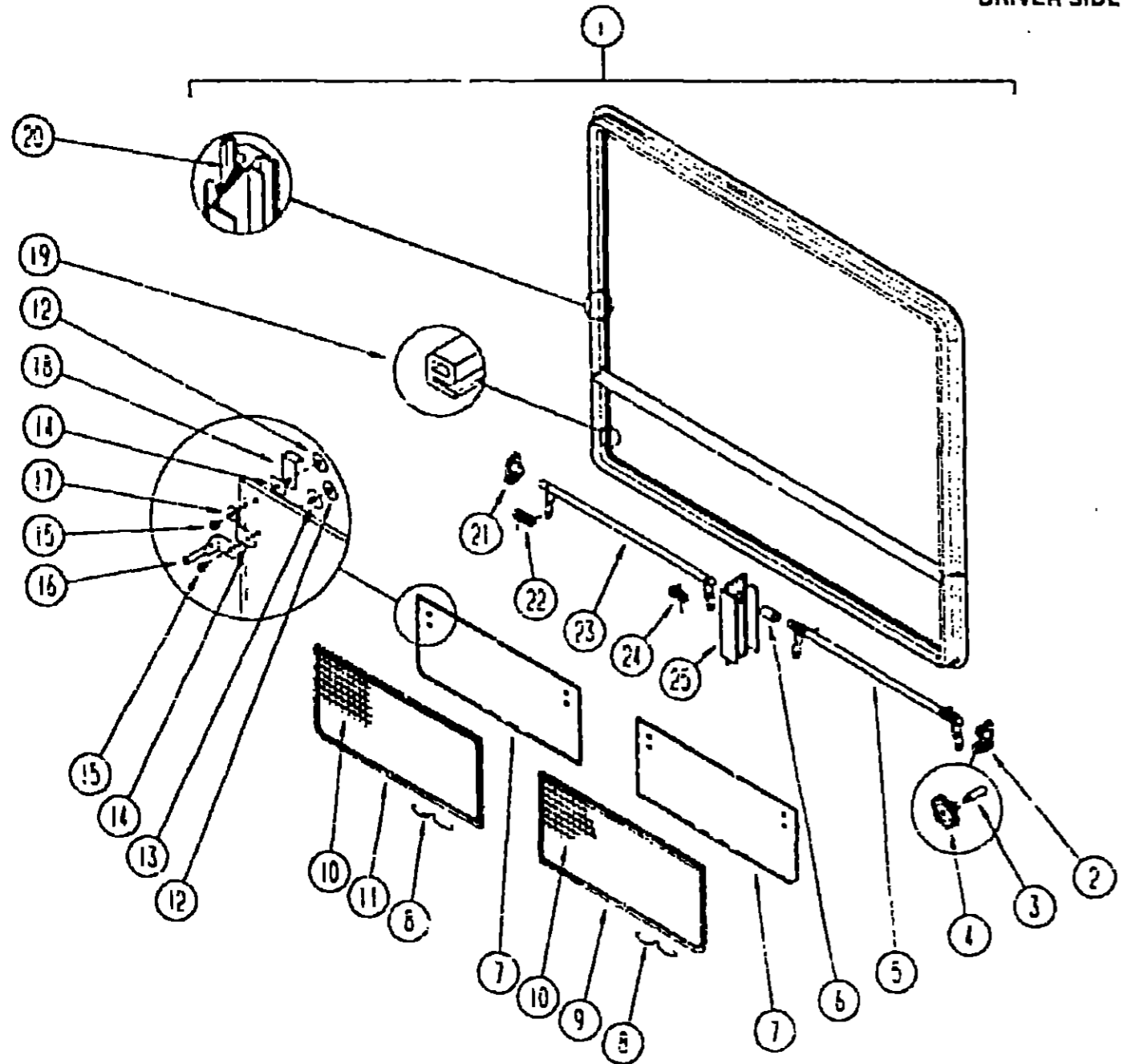
| | | |
|--------------------|--------|------|
| INTRODUCTION | A-01 - | A-02 |
| ABBREVIATIONS | | A-03 |
| ALPHABETICAL INDEX | A-04 - | A-06 |
| INDEX | A-07 - | F-22 |
| IFN36RA | F-23 - | L-04 |

1991 IFN36RA INDEX

| | | |
|--------------------------------|--------|------|
| FLOOR PLAN | F-23 - | F-24 |
| ACCESSORIES | G-01 - | G-14 |
| BATH | G-15 - | G-20 |
| BEDROOM | G-21 - | G-22 |
| CHASSIS | G-23 - | H-07 |
| CURTAIN, CUSHION & PAD | H-08 - | H-17 |
| DINETTE | H-18 - | H-20 |
| DRIVERS | H-21 - | I-02 |
| ELECTRICAL | I-03 - | I-09 |
| EXTERIOR BODY | I-10 - | I-16 |
| GALLEY | I-17 - | I-24 |
| HEATING & A/C | J-01 - | J-04 |
| INTERIOR FINISH | J-05 - | J-08 |
| LABEL | J-09 - | J-16 |
| LP | | J-17 |
| LOUNGE | J-18 - | J-19 |
| SEALANTS & FASTENERS | J-20 - | J-22 |
| WATER & SEWAGE | J-23 - | K-04 |
| WINDOW, VENT AND EXTERIOR DOOR | K-05 - | L-04 |

WINDOW, VENT & EXTERIOR DOOR GROUP (CONTINUED)

DRIVER SIDE LOUNGE WINDOW



| KEY | PART NUMBER | U/M | DESCRIPTION |
|-----|---------------|-----|--|
| 1 | 030893-09-01A | EA | FRAME-WINDOW, INSIDE - 31.4" X 60 9" - BLACK |
| 1 | 052234-03-Y12 | EA | WINDOW-TIPOUT, DOUBLE - W/O INSIDE FRAME - 31 5" X 60 9" STATIONARY GLASS IS NOT AVAILABLE ORDER ENTIRE ASSEMBLY |
| 2 | 000G39 05-15T | EA | SCREW-SF/DR, 6-20 X 1 PPH - BLACK |
| 3 | 035302-02-000 | E/ | OPERATOR-TORQUE, TIPOUT WINDOW - LEFT |
| 4 | 050025-01-000 | EA | EXTENSION-WINDOW CONTROL |
| 4 | 067052-02-000 | EA | KNOB-OPERATOR, TIPOUT WINDOW - OFF WHITE FROM 00-00-00 THRU 08-12-90 |
| 4 | 101290-01-01A | EA | KNOB-OPERATOR, TIPOUT WINDOW - BRASS FROM 08-13-90 THRU 99-99-99 |
| 5 | 083227-08-000 | EA | TUBE-TORQUE, WINDOW - RIGHT |
| 5 | 088916-51-001 | EA | TUBE-EXTRUDED, 02"ID X 035"OD X 1 2" LONG - ALUMINUM |
| 7 | 084058-22-070 | EA | GLASS-TIPOUT, 9 2" X 29 9" |
| 8 | 100108-01-000 | EA | CLIP-SPRING, SCREEN |
| 9 | 100234-02-607 | EA | SCREEN-DOUBLE TIPOUT WINDOW, FRONT DR SIDE/REAR PASS SIDE |
| 10 | 080218-03-000 | SF | SCREEN-FIBERGLASS, 12" WIDE |
| 10 | 100240 01-000 | FT | SPLINE-SCREEN, T-SHAPED |
| 11 | 081377-01-700 | EA | ADHESIVE-CYANOACRYLATE, 10 GRAM TUBE |
| 11 | 100234-01-807 | EA | SCREEN-DOUBLE TIPOUT WINDOW, REAR DR SIDE/FRONT PASS SIDE |
| 12 | 055762-01-000 | EA | T NUT 10-32 |
| 13 | 050927-03-000 | EA | SEAL-WINDOW RUBBER - ROUND - 80" DIA - BLACK |
| 14 | 084473-01-000 | EA | SEAL-RUBBER, TIPOUT WINDOW |
| 15 | 055753-01-000 | EA | SCREW-MACH, 10 - 32 X 1/4 PTH |
| 16 | 097578-01-000 | EA | LINKAGE-TIPOUT WINDOW |
| 17 | 084453-01-000 | EA | WASHER- 060 X 50 X 135 - PLASTIC |
| 18 | 085315-01-000 | EA | RIVET-SHOULDER, TIPOUT WINDOW |
| 19 | 081549-01-000 | EA | RING-SNAP, 7/32 SHAFT DIAMETER |
| 20 | 089371-01-000 | EA | SCREW-MACHINE, 8-32 X 3 5/16" - FOR EXTENDED KNOB FROM 00-00-00 THRU 08-12-90 |
| 21 | 101289-01-01A | EA | SCREW-MACHINE, 8-32 X 4 - PPH - BRASS - FOR EXTENDED KNOB FROM 08-13-90 THRU 99-99-99 |
| 22 | 084453-02-000 | EA | WASHER- 050 X 50 X 135 - PLASTIC |
| 23 | 089913-01-000 | EA | HINGE-TIPOUT WINDOW, BLACK |
| 24 | 084057-02-000 | FT | SEAL-E SHAPED, SPONGE - TIPOUT WINDOW - 1" X 4" - BLACK |
| 25 | 089540-11-000 | FT | SEALER-TAPE, 3/16" X 3/8" BLACK |
| 26 | 035332-01-000 | EA | OPERATOR-TORQUE, TIPOUT WINDOW - RIGHT |
| 27 | 035355-01-000 | EA | TAPE-BUTYL, 31" X 31" X 148" LONG |
| 28 | 080918-02-000 | EA | SPRING-TORQUE TUBE, LEFT |
| 29 | 083225-03-000 | EA | TUBE-TORQUE, WINDOW - LEFT |
| 30 | 080918-01-000 | EA | SPRING-TORQUE TUBE, RIGHT |
| 31 | 088803-01-01A | EA | MULLION-VERTICAL, 9 5" LONG - ALUMINUM - BLACK |

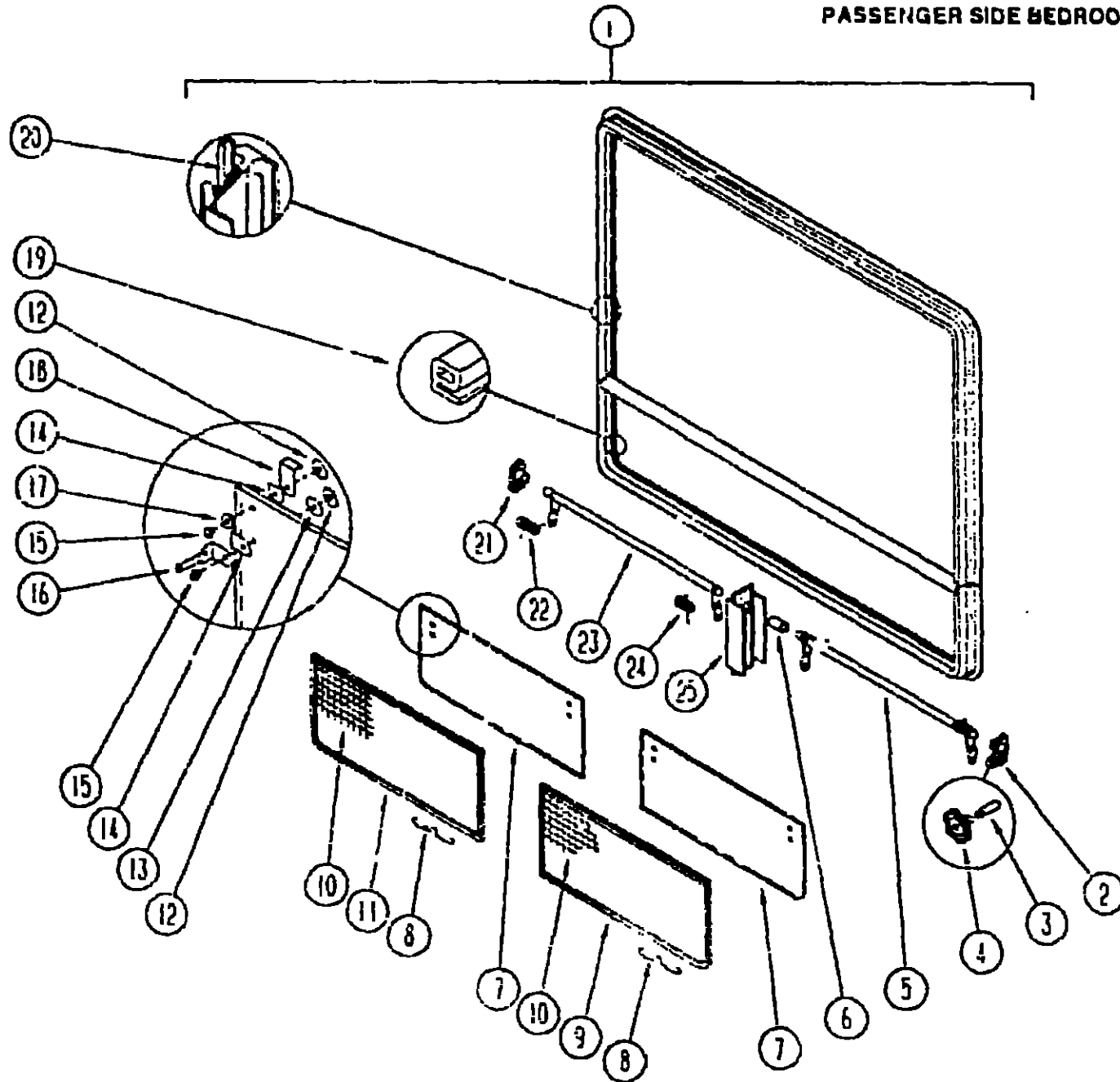
**1991 ITASCA
TABLE OF CONTENTS**

| | | |
|--------------------|------|------|
| INTRODUCTION | A-01 | A-02 |
| ABBREVIATIONS | | A-03 |
| ALPHABETICAL INDEX | A-04 | A-06 |
| ICN35RO | A-07 | F-22 |
| IFN36RA | F-23 | L-04 |

1991 IFN36RA INDEX

| | | |
|-------------------------------|------|------|
| FLOOR PLAN | F-23 | F-24 |
| ACCESSORIES | G-01 | G-14 |
| BATH | G-15 | G-20 |
| BEDROOM | G-21 | G-22 |
| CHASSIS | G-23 | H-07 |
| CURTAIN, CUSHION & PAD | H-03 | H-17 |
| DINETTE | H-18 | H-20 |
| DRIVERS | H-21 | I-02 |
| ELECTRICAL | I-03 | I-09 |
| EXTERIOR BODY | I-10 | I-16 |
| GALLEY | I-17 | I-24 |
| HEATING & A/C | J-01 | J-04 |
| INTERIOR FINISH | J-05 | J-03 |
| LABEL | J-09 | J-16 |
| LP | | J-17 |
| LOUNGE | J-18 | J-19 |
| SEALANTS & FASTENERS | J-20 | J-22 |
| WATER & SEWAGE | J-23 | K-04 |
| WINDOW VENT AND EXTERIOR DOOR | K-05 | L-04 |

WINDOW, VENT & EXTERIOR DOOR GROUP (CONTINUED)
PASSENGER SIDE BEDROOM, DINETTE, AND LOUNGE WINDOWS



| KEY | PART NUMBER | U/M | DESCRIPTION |
|-----|---------------|-----|---|
| 1 | 090593-07-01A | EA | FRAME-WINDOW, INSIDE - 31.4" X 60.9" - BLACK |
| | 092234-01-Y12 | EA | WINDOW-TIPOUT, DOUBLE - W/O INSIDE FRAME - 31.5" X 60.9" |
| | | | STATIONARY GLASS IS NOT AVAILABLE. ORDER ENTIRE ASSEMBLY |
| 2 | 000G39-05-16T | EA | SCREW-SF/DR, 6-20 X 1 PPH - BLACK |
| 3 | 035302-02-000 | EA | OPERATOR-TORQUE, TIPOUT WINDOW - LEFT |
| 4 | 090025-01-000 | EA | EXTENSION-WINDOW CONTROL |
| | 057052-02-000 | EA | KNOB-OPERATOR, TIPOUT WINDOW - OFF WHITE |
| | | | FROM 00-00-00 THRU 08-12-90 |
| 4 | 101290-01-01A | EA | KNOB-OPERATOR, TIPOUT WINDOW - BRASS |
| | | | FROM 03-13-90 THRU 99-99-99 |
| 5 | 083227-05-000 | EA | TUBE-TORQUE, WINDOW - RIGHT |
| 6 | 038816-51-001 | EA | TUBE-EXTRUDED, 02"ID X 035"OD X 1 2" LONG - ALUMINUM |
| 7 | 084058-20-000 | EA | GLASS-TIPOUT, 9 2" X 20 4" |
| 8 | 100168-01-000 | EA | CLIP-SPRING, SCREEN |
| 9 | 100234-02-B07 | EA | SCREEN-DOUBLE TIPOUT WINDOW, FRONT DR SIDE/REAR PASS SIDE |
| 10 | 030218-03-000 | SF | SCREEN-FIBERGLASS, 12" WIDE |
| | 100240-01-000 | FT | SPLINE-SCREEN, T-SHAPED |
| | 081377-01-700 | EA | ADHESIVE-CYANOACRYLATE, 10 GRAM TUBE |
| 11 | 100234-01-B07 | EA | SCREEN-DOUBLE TIPOUT WINDOW, REAR DR SIDE/FRONT PASS SIDE |
| 12 | 086762-01-000 | EA | T NUT 10-32 |
| 13 | 058927-03-000 | EA | SEAL-WINDOW, RUBBER - ROUND - 80" DIA. - BLACK |
| 14 | 034473-01-000 | EA | SEAL-RUBBER, TIPOUT WINDOW |
| 15 | 035763-01-000 | EA | SCREW-MACH, 10 - 32 X 1/4 PTH |
| 16 | 097578-01-000 | EA | LINKAGE-TIPOUT WINDOW |
| | 084453-01-000 | EA | WASHER-.060 X .50 X .135 - PLASTIC |
| | 085315-01-000 | EA | RIVET-SHOULDER, TIPOUT WINDOW |
| | 081549-01-000 | EA | RING-SNAP, 7/32 SHAFT DIAMETER |
| | 089371-01-000 | EA | SCREW-MACHINE, 8-32 X 3 5/16" - FOR EXTENDED KNOB |
| | | | FROM 00-00-00 THRU 08-12-90 |
| | 101289-01-01A | EA | SCREW-MACHINE, 8-32 X 4 - FOR EXTENDED KNOB |
| | | | FROM 03-13-90 THRU 99-99-99 |
| 17 | 084453-02-000 | EA | WASHER-.060 X .50 X .135 - PLASTIC |
| 18 | 089913-01-000 | EA | HINGE-TIPOUT WINDOW, BLACK |
| 19 | 084067-02-000 | FT | SEAL-E SHAPED, SPONGE - TIPOUT WINDOW - 4" X 4" - BLACK |
| 20 | 052540-11-000 | FT | SEALER-TAPE, 3/16" X 3/8" BLACK |
| 21 | 035302-01-000 | EA | OPERATOR-TORQUE, TIPOUT WINDOW - RIGHT |
| | 038886-01-000 | EA | TAPE-BUTYL, 31" X 31" X 148" LONG |
| 22 | 050918-02-000 | EA | SPRING-TORQUE TUBE, LEFT |
| 23 | 083229-05-000 | EA | TUBE-TORQUE, WINDOW - REAR |
| 24 | 080918-01-000 | EA | SPRING-TORQUE TUBE, RIGHT |
| 25 | 086803-01-01A | EA | MULLION-VERTICAL, 9.5" LONG - ALUMINUM - BLACK |

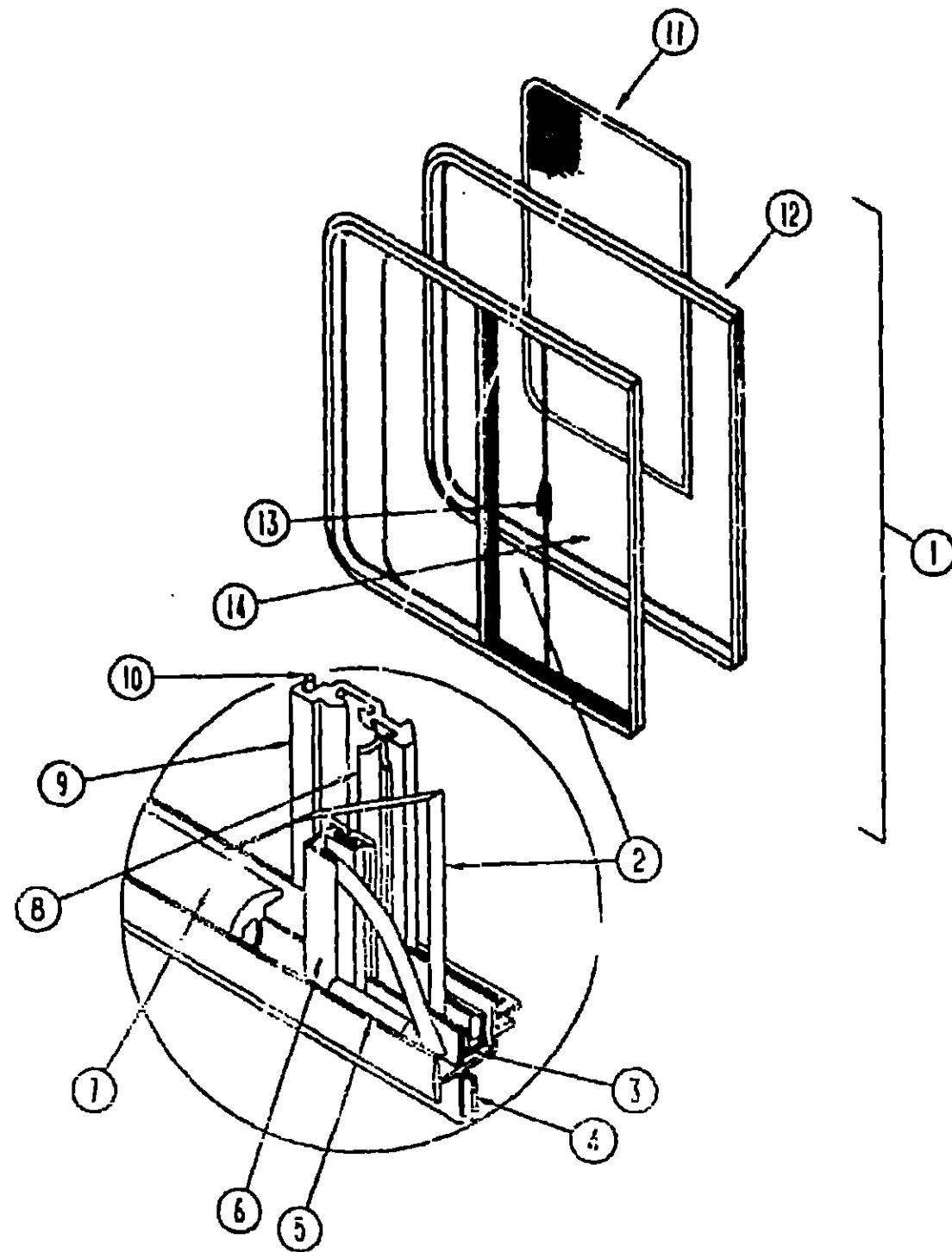
1991 ITASCA
TABLE OF CONTENTS

| | | |
|--------------------|------|------|
| INTRODUCTION | A-01 | A-02 |
| ABBREVIATIONS | | A-03 |
| ALPHABETICAL INDEX | A-04 | A-06 |
| ICN36RO | A-07 | F-22 |
| IFN36RA | F-23 | L-04 |

1991 IFN36RA INDEX

| | | |
|------------------------|------|------|
| FLOOR PLAN | F-23 | F-04 |
| ACCESSORIES | G-01 | G-14 |
| BATH | G-15 | G-20 |
| BEDROOM | G-21 | G-22 |
| CHASSIS | G-23 | H-07 |
| CURTAIN, CUSHION & PAD | H-08 | H-17 |
| DINETTE | H-18 | H-20 |
| DRIVERS | H-21 | I-02 |
| ELECTRICAL | I-03 | I-09 |
| EXTERIOR BODY | I-10 | I-16 |
| GALLEY | I-17 | I-26 |
| HEATING & A/C | J-01 | J-04 |
| INTERIOR FINISH | J-05 | J-08 |
| LABEL | J-09 | J-16 |
| LP | | J-17 |
| LOUNGE | J-18 | J-19 |
| SEALANTS & FASTENERS | J-20 | J-22 |
| WATER & SEWAGE | J-23 | K-04 |
| WINDOW, VENT AND | | |
| EXTERIOR DOOR | K-05 | L-04 |

WINDOW, VENT & EXTERIOR DOOR GROUP (CONTINUED)
PASSENGER SIDE CAB WINDOW



| KEY | PART NUMBER | U/M | DESCRIPTION |
|-----|---------------|-----|--|
| 1 | 093703-01-Y10 | EA | WINDOW ASM-SINGLE SLIDER - W/O INSIDE FRAME |
| 2 | 081960-11-000 | EA | GLASS-SLIDER, .13" X 30.4" X 16.6" |
| 3 | 042077-01-000 | FT | CHANNEL-WDD-GLASS RUN 3/16 |
| 4 | 069540-11-000 | FT | SEALER-TAPE, 3/16" X 3/8" BLACK |
| 5 | 050216-02-000 | FT | SPLINE-VINYL GLASS, 19 BLK |
| | 050778-01-000 | EA | SCREW-1/4-14 X 3/8 HW/H BLK |
| 6 | 002389-03-209 | EA | EXTR-PDR BLK, GLASS HOLDER - .29 57 |
| | 023320-01-000 | EA | PAD-FELT-3/8 DIA |
| 7 | 041928-02-000 | FT | SEAL-WDD-CHANNEL USE 3/16 - EXTERIOR - BLACK |
| 8 | 073740-01-000 | FT | SEAL-FIN, 460 PILE HEIGHT |
| | 079324-01-000 | FT | SEAL-WEATHER, C-FOLD 500 |
| 9 | 084170-09-000 | EA | MULLION-SLIDER, WINDOW - 29 8" - ALUMINUM - BLACK |
| 10 | 092265-01-Y10 | EA | FRAME ASM-WDD, INSIDE, SCREEN - BLACK |
| | 000639-05-16T | EA | SCREW-SF/DR-6-20 X 1 00 PFH |
| | 002328-01-000 | EA | BLOCK-WINDOW-1/8 X 3/16 X 1 |
| 11 | 092654-01-Y10 | EA | SCREEN ASSEMBLY |
| | 002291-02-000 | FT | SCREENING-ROCK, BIT/WINDOW, 16" - BLACK |
| | 002268-02-000 | FT | SPLINE-VENT/WDD, WY SCREEN, 128 DIAMETER - BLACK |
| | 078364-01-000 | EA | HOLDER-UPPER SCREEN, EXTRUDED PLASTIC - 9 5" - BLACK |
| | 078355-01-000 | EA | HOLDER-LOWER SCREEN, EXTRUDED PLASTIC - 9 5" - BLACK |
| 12 | 092538-01-Y10 | EA | FRAME-WINDOW, INSIDE |
| 13 | 047369-01-700 | EA | LATCH KIT-WINDOW, PLASTIC |
| 14 | 057656-12-000 | EA | GLASS- 19" X 30.43" X 15.70", STATIONARY |

1991 ITASCA
TABLE OF CONTENTS

| | | |
|--------------------|--------|------|
| INTRODUCTION | A-01 - | A-02 |
| ABBREVIATIONS | | A-03 |
| ALPHABETICAL INDEX | A-04 - | A-06 |
| ICN36RQ | A-07 - | F-22 |
| IFN36RA | F-23 - | L-04 |

1991 IFN36RA INDEX

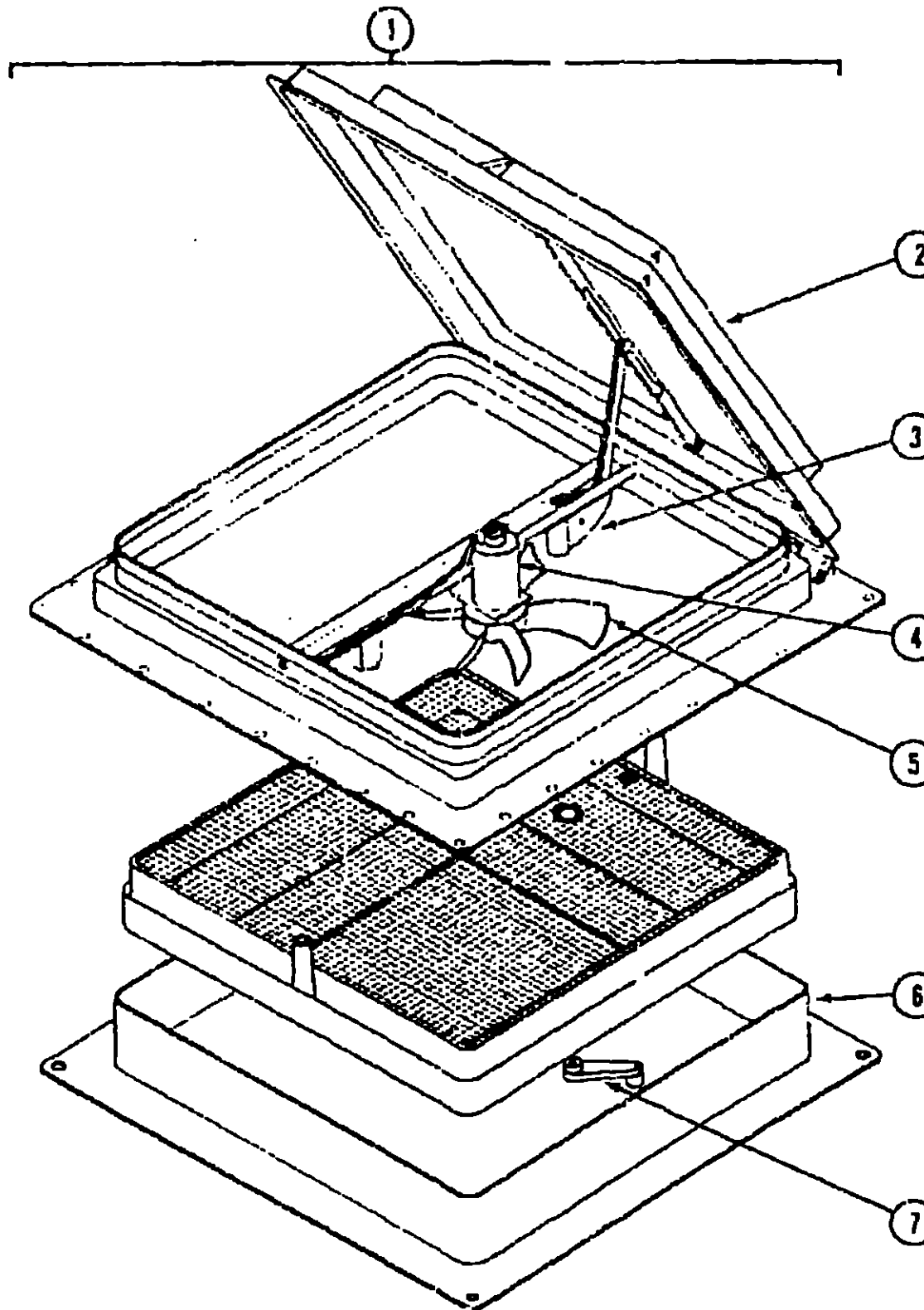
| | | |
|--------------------------------|--------|------|
| FLOOR PLAN | F-23 - | F-24 |
| ACCESSORIES | G-01 - | G-14 |
| BATH | G-15 - | G-20 |
| BEDROOM | G-21 - | G-22 |
| CHASSIS | G-23 - | H-07 |
| CURTAIN, CUSHION & PAD | H-08 - | H-17 |
| DINETTE | H-18 - | H-20 |
| DRIVERS | H-21 - | I-02 |
| ELECTRICAL | I-03 - | I-09 |
| EXTERIOR BODY | I-10 - | I-16 |
| GALLEY | I-17 - | I-24 |
| HEATING & A/C | J-01 - | J-04 |
| INTERIOR FINISH | J-05 - | J-08 |
| LABEL | J-09 - | J-16 |
| LP | | J-17 |
| LOUNGE | J-18 - | J-19 |
| SEALANTS & FASTENERS | J-20 - | J-22 |
| WATER & SEWAGE | J-23 - | K-04 |
| WINDOW, VENT AND EXTERIOR DOOR | K-05 - | L-04 |

WINDOW, VENT & EXTERIOR DOOR GROUP (CONTINUED)
DRIVER SIDE BEDROOM WINDOW

WINDOW, VENT & EXTERIOR DOOR GROUP (CONTINUED)

**1991 ITASCA
TABLE OF CONTENTS.**

| | | |
|--------------------|--------|------|
| INTRODUCTION | A-01 - | A-02 |
| ABBREVIATIONS | | A-03 |
| ALPHABETICAL INDEX | A-04 - | A-05 |
| IFN35RO | A-07 - | F-22 |
| IFN35RA | F-23 - | L-04 |



CANADIAN EXPORT OPTION L265

1991 IFN36RA INDEX

| | | |
|--------------------------------|--------|------|
| FLOOR PLAN | F-23 - | F-24 |
| ACCESSORIES | G-01 - | G-14 |
| BATH | G-15 - | G-20 |
| BEDROOM | G-21 - | G-22 |
| CHASSIS | G-23 - | H-07 |
| CURTAIN, CUSHION & PAD | H-08 - | H-17 |
| DINETTE | H-18 - | H-20 |
| DRIVERS | H-21 - | I-02 |
| ELECTRICAL | I-03 - | I-09 |
| EXTERIOR BODY | I-10 - | I-16 |
| GALLEY | I-17 - | I-24 |
| HEATING & A/C | J-01 - | J-04 |
| INTERIOR FINISH | J-05 - | J-08 |
| LABEL | J-09 - | J-16 |
| LP | | J-17 |
| LOUNGE | J-18 - | J-19 |
| SEALANTS & FASTENERS | J-20 - | J-22 |
| WATER & SEWAGE | J-23 - | K-04 |
| WINDOW, VENT AND EXTERIOR DOOR | K-05 - | L-04 |

POWERED ROOF VENT

| KEY | PART NUMBER | U/M | DESCRIPTION |
|-----|---------------|-----|---|
| | 101782-01-01A | EA | WINDOW-TIPOUT, ESCAPE - W/O INSIDE FRAME - 31" X 41 6" - HEHR |
| | 101782-02-01A | EA | FRAME-WINDOW, INSIDE - HEHR |

| KEY | PART NUMBER | U/M | DESCRIPTION |
|-----|---------------|-----|--|
| | 050393-01-Y12 | EA | VENT-ROOF, POWERED W/O SCREEN |
| | 002825-01-000 | EA | WEATHER STRIP-ROOF VENT GRAY |
| | 008195-01-000 | EA | SWITCH-ROOF VENT, PUSH BUTTON, 12V |
| | 008386-01-000 | EA | GROMMET-SNAP, 1 8" |
| | 009440-01-000 | EA | GEAR/ARM-VENT COVER, LIFT |
| | 015911-01-000 | EA | TRACK-LIFT ARM, SLIDE - ROOF VENT |
| | 048648-01-000 | EA | MOTOR-ROOF VENT, 1/8 SHAFT - 12V |
| | 048649-01-000 | EA | FAN-ROOF VENT 6 BLADES - 6" |
| | 055218-01-000 | EA | COVER-ROOF VENT |
| | 051603-01-000 | EA | GROMMET-SNAP, 3/16 ID - 3/8 HOLE - PLASTIC - BLACK |
| | 052639-01-200 | EA | HINGE-EXTRUSION, ROOF VENT 7" |
| | 052639-01-001 | EA | HINGE-VENT COVER, 192" |
| | 078785-01-Y12 | EA | SCREEN-ROOF VENT, POWERED |
| | 002291-02-000 | SF | SCREENING-ROOF VENT/WINDOW, 16" - BLACK |
| | 002298-02-000 | FT | SPLINE-VENT/WINDOW SCREEN, 12 5/8 DIAMETER - BLACK |
| | 009439-01-000 | EA | CRANK HANDLE-ROOF VENT |
| | 009439-03-000 | EA | EXTENSION-CRANK HANDLE, ROOF VENT - 9" |
| | 009439-04-000 | EA | SCREW-8-32X1 1/4 POH |

NON POWERED ROOF VENT

| KEY | PART NUMBER | U/M | DESCRIPTION |
|-----|---------------|-----|--|
| | 050392-01-Y12 | EA | VENT-ROOF, NON POWERED |
| | 002825-01-000 | EA | WEATHER STRIP-ROOF VENT, GRAY |
| | 009440-01-000 | EA | GEAR/ARM-VENT COVER, LIFT |
| | 015911-01-000 | EA | TRACK-LIFT ARM, SLIDE - ROOF VENT |
| | 055218-01-000 | EA | COVER-ROOF VENT |
| | 052639-01-001 | EA | HINGE-VENT COVER, 192" |
| | 009439-01-000 | EA | CRANK HANDLE-ROOF VENT |
| | 009439-03-000 | EA | EXTENSION-CRANK HANDLE, ROOF VENT - 9" |
| | 009439-04-000 | EA | SCREW-8-32X1 1/4 POH |
| | 078786-01-Y12 | EA | SCREEN-ROOF VENT, NON POWERED |
| | 002291-02-000 | SF | SCREENING-ROOF VENT/WINDOW, 16" - BLACK |
| | 002298-02-000 | FT | SPLINE-VENT/WINDOW SCREEN, 12 5/8 DIAMETER - BLACK |

SIDEWALL & ROOF VENTS

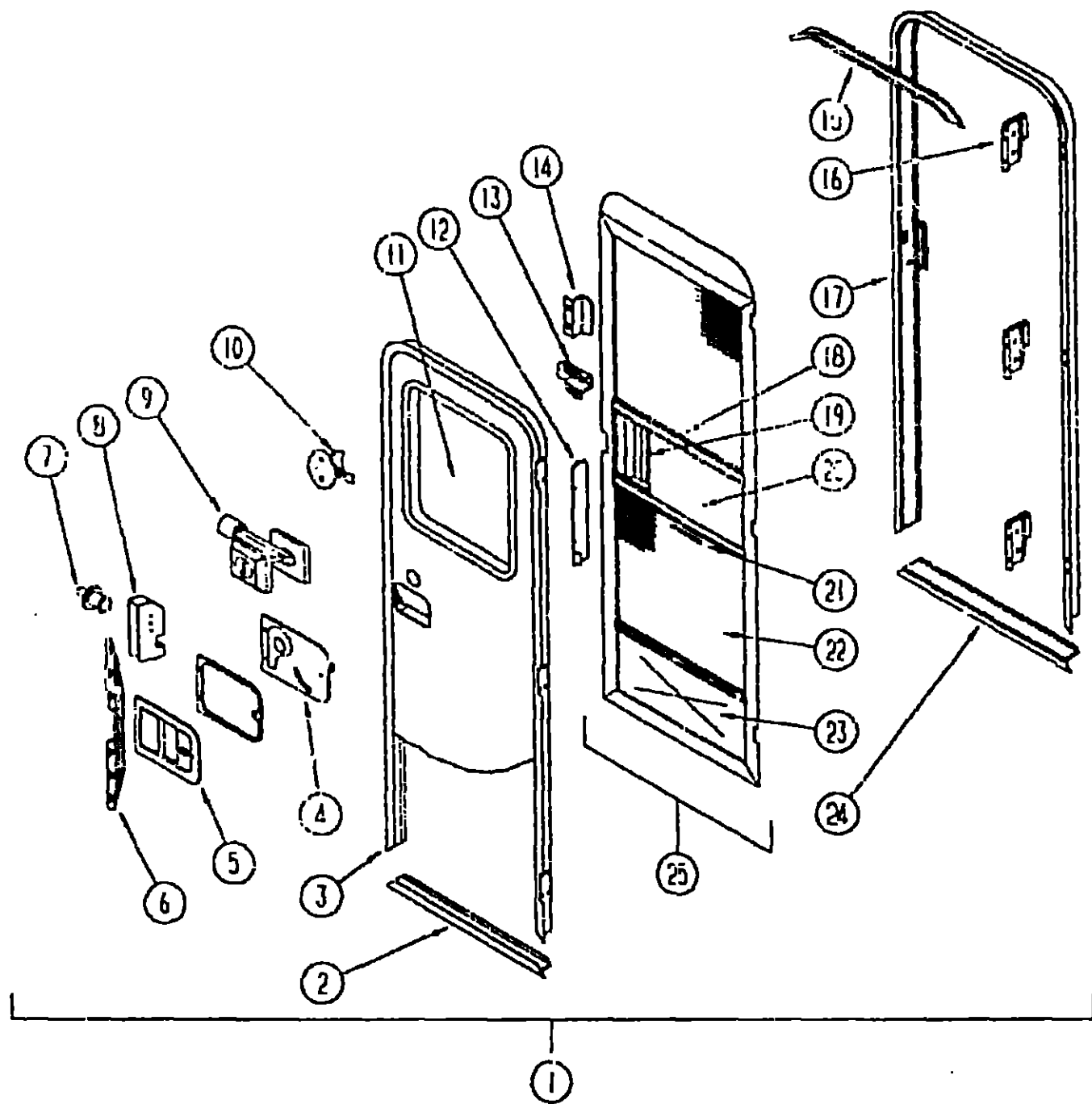
| KEY | PART NUMBER | U/M | DESCRIPTION |
|-----|---------------|-----|---|
| | 092699-02-01A | EA | VENT-RANGE HOOD, W/DOOR - OFF WHITE |
| | 083558-03-000 | EA | VENT-PLUMBING PIPE ROOF, WCOVER - OFF WHITE |
| | 084073-03-000 | EA | COVER-ROOF VENT, NORCOLD REFRIGERATOR - OFF WHITE |
| | 084073-04-000 | EA | BASE-ROOF VENT, NORCOLD REFRIGERATOR - BLACK |

VENTILATOR FAN OPTION L41M

| KEY | PART NUMBER | U/M | DESCRIPTION |
|-----|---------------|-----|--|
| | 084079-06-000 | EA | VENT-EXHAUST, POWERED - OFF WHITE - FANTASTIC VENT |
| | 084079-01-700 | EA | VENT COVER - FANTASTIC 1020-19 |
| | 084079-01-701 | EA | SCREEN ASM WHITE - FANTASTIC 1030-80 |
| | 084079-01-703 | EA | CRANK-EXTERIOR, FANTASTIC 1060-09 |
| | 084079-01-704 | EA | BLADE-FAN, FANTASTIC 1070-00 |
| | 084079-01-705 | EA | MOTOR, FANTASTIC 1080-00 |
| | 084079-01-706 | EA | PLUG-12 VOLT, FANTASTIC 1090 |
| | 084079-01-707 | EA | SWITCH-SAFETY, FANTASTIC 1120-00 |
| | 084079-01-709 | EA | SWITCH ON & OFF (MAIN POWER) - FANTASTIC - 1100-00 |
| | 084079-01-710 | EA | THERMOSTAT - FANTASTIC 1140-00 |
| | 084079-01-711 | EA | H MOLDING-MOTOR MOUNT, PLASTIC |
| | 084079-01-712 | EA | GARNISH-INTERIOR, OFF WHITE |

| KEY | PART NUMBER | U/M | DESCRIPTION |
|-----|---------------|-----|---|
| 1 | 054459-08-000 | EA | VENT-ROOF, POWERED - 14" X 14" - 12V - CANADIAN |
| 2 | 054459-03-702 | EA | LID-VENT WHITE |
| 3 | 054459-03-705 | EA | LIFT MECHANISM |
| 4 | 048648-01-000 | EA | MOTOR-ROOF VENT, 1/8 SHAFT - 12V |
| 5 | 048649-01-000 | EA | FAN-ROOF VENT, 6 BLADES - 6" |
| 6 | 054459-03-705 | EA | GARNISH, VENT 2 5/8 IN. WIDE |
| 7 | 009439-01-000 | EA | CRANK HANDLE-ROOF VENT |

ENTRANCE DOOR



| KEY | PART NUMBER | U/M | DESCRIPTION |
|-----|---------------|-----|---|
| 6 | 098173-01-04A | EA | STIFFENER-ENTRY DOOR, SUPPORTS LATCH/STRIKE AREA - MILL |
| 7 | 039539-01-000 | EA | STRIKE-ENTRANCE DOOR LOCK |
| | 077461-03-000 | EA | COVER-STRIKE, ENTRY DOOR - 6 5" X 2 55" - PLASTIC - OFF WHITE |
| 8 | 039540-01-000 | EA | LATCH-MECH-NISM-HOOK, ENTRY DOOR - INTERIOR |
| | 039540-01-701 | EA | KEY-MASTER-ATWOOD-DOOR-LOCK |
| | 039715-01-000 | EA | NUT-SERT, 1/4" DIAMETER - 20 THREADS |
| | 039994-01-000 | EA | CAP-ROUND DEADBOLT, VINYL - 28" ID X 62" LONG - BLACK |
| | 040944-01-000 | EA | LABEL-ENTRANCE DOOR, "OPEN" |
| | 058806-01-000 | EA | FLUG-TAPERED, FOR DEADBOLT - PLASTIC - 55" DIAMETER - RED |
| | 039738-01-000 | EA | DEADBOLT-ROUND, J-SHAPED - INTERIOR USE ONLY |
| 9 | 095229-01-01A | EA | DEADBOLT ASM-BLACK |
| | | | FROM 00-00-00 THRU: 05-05-90 |
| | 095229-01-701 | EA | DEADBOLT ASM-BLACK W/SCREWS |
| 9 | 101145-01-01A | EA | DEADBOLT-ENTRY DOOR, BLACK |
| | | | FROM 05-07-90 THRU 99-99-99 |
| | 101145-01-700 | EA | KEY ONLY-BLANK |
| | 081057-01-000 | EA | SEAL-LOCK,FLA" W/SLIT |
| | 101147-01-000 | EA | BOLT-SECURITY, 4 12" BACKSET |
| | 039800-03-000 | FT | TUBING-POLYBUTYLENE, 3/8" OD |
| | 091914-01-000 | EA | BUMPER-RUBBER, ROUND - BLACK |
| 10 | 100412-01-000 | EA | CATCH-SCREEN DOOR |
| 11 | 079733-04-T03 | EA | WINDOW-PICTURE, W/O INSIDE FRAME - 17" X 25" |
| | 057609-27-000 | EA | FRAME-WINDOW, INSIDE PICTURE - BLACK |
| | 002181-05-000 | EA | GLASS-PICTURE WINDOW, .115" X 16 25" X24" |
| | 087561-01-000 | FT | SPLINE-GLASS, EXTERIOR - VINYL - BLACK |
| 12 | 079087-02-000 | EA | STRIKE-SLIDER, W/LIP FOR ELBOW CATCH - 1 5" X 8.6" OFF WHITE |
| 13 | 009018-01-000 | EA | CATCH-SCREEN DOOR ROLLER |
| | 005016-01-000 | EA | CATCH-ELBOW, SPRING LOADED - SCREEN DOOR CATCH |
| | 058025-02-000 | EA | CLIP-ROLLER LATCH CATCH |
| | 053729-04-000 | EA | RIVNUT, 10-32 UNF - 010-050 |
| | 072893-01-000 | EA | NUTSERT-M5 X 0, 8 |
| | 075671-01-000 | FT | SEAL-SPONGE, LAZY T SHAPE - WEATHERSTRIP ON ENTRY DOOR |
| | 075573-01-000 | FT | SEAL-PILE, ADHESIVE BACK - GRAY |
| | 075909-01-000 | EA | SCREW-MACH-10-32X.56PTH(SEMS |
| 14 | 050712-03-000 | EA | HANDLE-SCREEN DOOR, UNPAINTED |
| 15 | 044582-02-000 | EA | CAP-DRIP, ENTRY DOOR, ALUMINUM, OFF WHITE |
| 16 | 097724-01-04A | EA | HINGE-ENTRY DOOR, UNPAINTED |
| | 076725-01-000 | EA | COVER-ACCESS, HINGE, DR LT OAK |
| | 095277-02-01A | EA | JAMB-ENTRY DOOR, W/BOTTOM & ROLLER CATCH STRIKER - OFF WHITE |
| 17 | 095278-01-01A | EA | JAMB-DOOR, ENTRANCE - UNPAINTED (COMES W/095277-02-02A) |
| | 079207-01-000 | EA | STRIKER-ROLLER CATCH, WELDED TO DOOR JAMB - 4" X 1.15" |
| 18 | 078777-01-000 | EA | CHANNEL-SLIDE, SCREEN DOOR CENTER SLIDER COVER |
| 19 | 079086-01-000 | EA | SLIDER-SCREEN DOOR, OFF WHITE |
| | 078595-01-000 | EA | TOP PLATE-SCREEN DOOR, CURVED TOP - 4.7" X 25.35" |
| 20 | 016454-01-000 | EA | INSERT-SCREEN DOOR, CENTER - LEATHER GRAIN ALUMINUM - BEIG |
| 21 | 002294-01-000 | FT | SPLINE-SCREENING, .135" X .138" - BLACK |
| 22 | 002293-02-000 | SF | SCREENING-WINDOW/DOOR, 26" - CHARCOAL |
| 23 | 078552-03-000 | EA | KICK PANEL-SCREEN DOOR, LOWER INSERT - UNPAINTED |
| 24 | 051049-01-000 | EA | JAMB BOTTOM-ENTRY DOOR, OFF WHITE (COMES W/095277-02-02A) |
| 25 | 079012-01-T03 | EA | DOOR-SCREEN |
| | 100128-01-000 | FT | SEAL-SCREEN DOOR |
| | 085774-01-000 | FT | FASTENER - DUAL LOCK, 1" WIDE |
| | 085774-02-000 | FT | FASTENER - DUAL LOCK, 1" WIDE |
| | 090340-01-000 | FT | SEAL-FOAM, CLOSED CELL - 1/4" X 1/2" X 50" |
| | 073090-03-000 | FT | SEAL-DOOR, HOLLOW W/2 STRAIGHT SIDES & 1 CURVED - .5" WIDE |
| | 091968-03-000 | FT | TAPE-ADHESIVE, .04" X 1" WIDE |
| | 091968-01-000 | FT | TAPE-ADHESIVE, .04" X .5" WIDE - UNIROYAL M5247 |
| | 093145-01-000 | EA | SLEEVE-WIRE, 10" LONG - PLASTIC - BLACK - GM #15550724 |
| | 093146-01-000 | EA | GROMMET-WIRE, 1.7" X 3.1" - OVAL SHAPED - PLASTIC - BLK |
| | 100312-01-000 | EA | SWITCH-DOOR JAMB, ELECTRIC ENTRY STEP |

1991 ITASCA
TABLE OF CONTENTS

| | |
|--------------------|-------------|
| INTRODUCTION | A-01 - A-02 |
| ABBREVIATIONS | A-03 |
| ALPHABETICAL INDEX | A-04 - A-05 |
| IFN36RQ | A-07 - F-22 |
| IFN36RA | F-23 - L-04 |

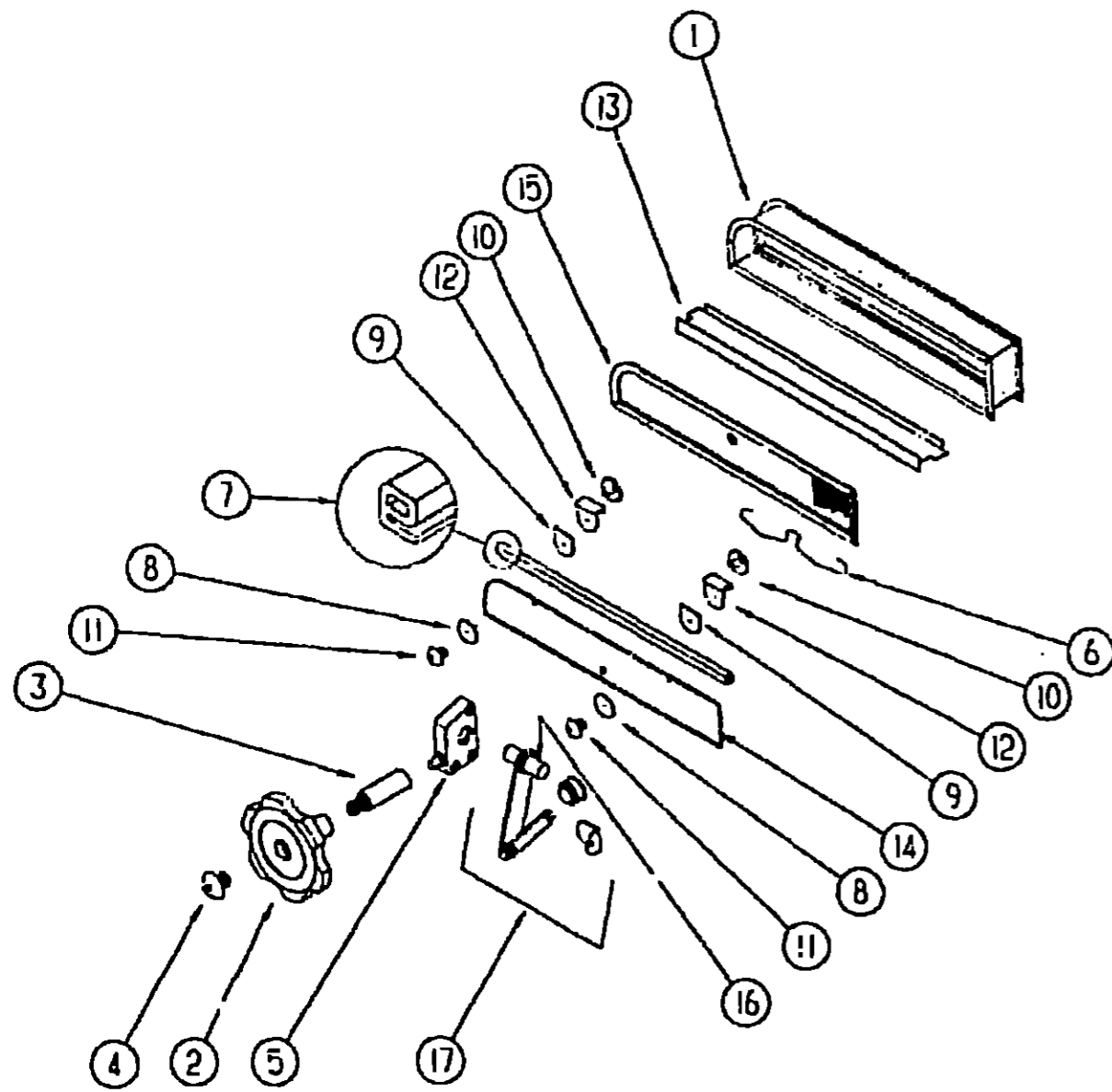
1991 IFN36RA INDEX

| | |
|--------------------------------|-------------|
| FLOOR PLAN | F-23 - F-24 |
| ACCESSORIES | G-01 - G-14 |
| BATH | G-15 - G-20 |
| BEDROOM | G-21 - G-22 |
| CHASSIS | G-23 - H-07 |
| CURTAIN, CUSHION & PADH | H-08 - H-17 |
| DINETTE | H-18 - H-20 |
| DRIVERS | H-21 - I-02 |
| ELECTRICAL | I-03 - I-09 |
| EXTERIOR BODY | I-10 - I-16 |
| GALLEY | I-17 - I-24 |
| HEATING & A/C | J-01 - J-04 |
| INTERIOR FINISH | J-05 - J-08 |
| LABEL | J-09 - J-16 |
| LP | J-17 |
| LOUNGE | J-18 - J-19 |
| SEALANTS & FASTENERS | J-20 - J-22 |
| WATER & SEWAGE | J-23 - K-04 |
| WINDOW, VENT AND EXTERIOR DOOR | K-05 - L-04 |

| KEY | PART NUMBER | U/M | DESCRIPTION |
|-----|---------------|-----|--|
| 1 | M01870-50-B29 | EA | DOOR-ENTRY, W/JAMB AND SCREEN DOOR |
| | 041546-03-000 | EA | BRACKET-DOOR ANGLE, 5" X 1 9" - OFF WHITE - METAL |
| | 093966-01-02A | EA | GARNISH-RADIUS, ENTRY DOOR - 1 3" WIDE CHANNEL - OFF WHITE |
| | | | FROM 00-00-00 THRU: 09-23-90 |
| | 093966-02-02A | EA | GARNISH-RADIUS, ENTRY DOOR - 1.3" WIDE CHANNEL - OFF WHITE |
| | | | FROM 09-24-90 THRU: 99-99-99 |
| | 093673-01-01A | EA | TRIM-ENTRANCE DOOR, 1.3" WIDE - OFF WHITE |
| | 002748-01-000 | EA | CORNER KEY-DOOR |
| 2 | 089748-01-000 | EA | FRAME-BOTTOM ENTRY DOOR, OFF WHITE |
| 3 | 095276-01-01A | EA | FRAME-ENTRY DOOR, W/O BOTTOM - OFF WHITE |
| 4 | 039979-03-000 | EA | COVER-INTERIOR LATCH, W/TRIP ARM - BLACK |
| | | | FROM 00-00-00 THRU: 08-07-90 |
| 4 | 039979-04-000 | EA | COVER-INTERIOR LATCH, W/TRIP ARM - BLACK |
| | | | FROM 08-08-90 THRU: 99-99-99 |
| 5 | 045017-11-000 | EA | LATCH-PADDLE, MECHANISM W/LOCK CYLINDER & KEY - BLACK |
| | 045017-11-700 | EA | MASTER KEY, F SERIES |
| | 045017-11-701 | EA | KEY BLANK, F1 SERIES |

DRIVER DOOR UPPER STATIONARY WINDOW

| KEY | PART NUMBER | U/M | DESCRIPTION |
|-----|---------------|-----|--|
| | 093043-01-Y12 | EA | WINDOW ASM -UPPER STATIONARY - 4 6" X 28" GLASS |
| | 002997-01-000 | EA | GLASS-STATIONARY, POWER WINDOW - 4 6" X 26" |
| | 092628-01-01A | EA | MULLION-WINDOW, DOOR - BLACK |
| | 079370-04-000 | FT | COVER-SCREW, WINDOW - VINYL - BLACK |
| | 081910-02-000 | EA | CHANNEL-WINDOW |
| | 084057-01-000 | FT | SEAL-E SHAPED, SPONGE - TIPOUT WINDOW - 4" X .4" |
| | 069927-03-000 | EA | SEAL-WINDOW, RUBBER - ROUND - 60" DIA - BLACK |
| | 084453-02-000 | EA | WASHER-.06" X .5" X .25" - PLASTIC |
| | 084473-01-000 | EA | SEAL-FLAT, W/CENTER HOLE & ADHESIVE SIDE - .8" X .9" - BLACK |
| | 086762-01-000 | EA | T-NUT, 10-32 |
| | 068938-03-000 | EA | BEARING-.38" ID, 5/16" IN |



DRIVER DOOR UPPER TIPOUT WINDOW

| KEY | PART NUMBER | U/M | DESCRIPTION |
|-----|---------------|-----|--|
| 1 | 092974-01-Y12 | EA | WINDOW ASM -UPPER TIPOUT - 4.5" X 27.9" GLASS - OVHD BUNK ONLY |
| 2 | 009439-05-000 | EA | KNOB-CRANK, TIPOUT WINDOW - METAL - BLACK |
| 3 | 009439-06-000 | EA | EXTENSION-CRANK KNOB, METAL - BLACK |
| 4 | 009439-07-000 | EA | SCREW-8 32 X 1 1/4 PH - BLACK |
| 5 | 035302-01-000 | EA | OPERATOR-TORQUE, TIPOUT WINDOW |
| 6 | 081243-02-000 | EA | CLIP-SCREEN, PLASTIC - BLACK |
| | 081649-01-000 | EA | RING-SNAP, 7/32 SHAFT DIAMETER 7 |
| 7 | 084067-01-000 | FT | SEAL-E SHAPED, SPONGE - TIPOUT WINDOW - .42" X .44" - BLACK |
| | 084453-01-000 | EA | WASHER-.06" X .5" X .135" - PLASTIC |
| 8 | 084453-02-000 | EA | WASHER-.06" X .5" X .25" - PLASTIC |
| 9 | 084473-01-000 | EA | SEAL-FLAT, W/CENTER HOLE & ADHESIVE SIDE - .8" X .9" - BLACK |
| | 085315-01-000 | EA | RIVET-SHOULDER, TIPOUT WINDOW |
| 10 | 086762-01-000 | EA | T NUT 10-32 |
| 11 | 085723-01-000 | EA | SCREW-MACH, 10 - 32 X 1/4 PTH |
| 12 | 089913-01-000 | EA | HINGE-TIPOUT WINDOW, BLACK |
| 13 | 092628-01-01A | EA | MULLION-WINDOW, DOOR - BLACK |
| 14 | 092970-01-000 | EA | GLASS-TIPOUT, 4 5" X 27.9" |
| 15 | 095954-01-Y12 | EA | SCREEN-SINGLE TIPOUT, 1 RADIUS CORNER - 6" X 29.2" |
| | 002291-02-000 | FT | SCREENING-ROOF VENT/WINDOW, 16" - BLACK |
| | 100240-01-000 | FT | SPUNE-SCREEN, T-SHAPED |
| 16 | 096294-01-000 | EA | TUBE ASM-TORQUE |
| 17 | 097578-02-000 | EA | LINKAGE ASM-TIPOUT |

**1991 ITASCA
TABLE OF CONTENTS**

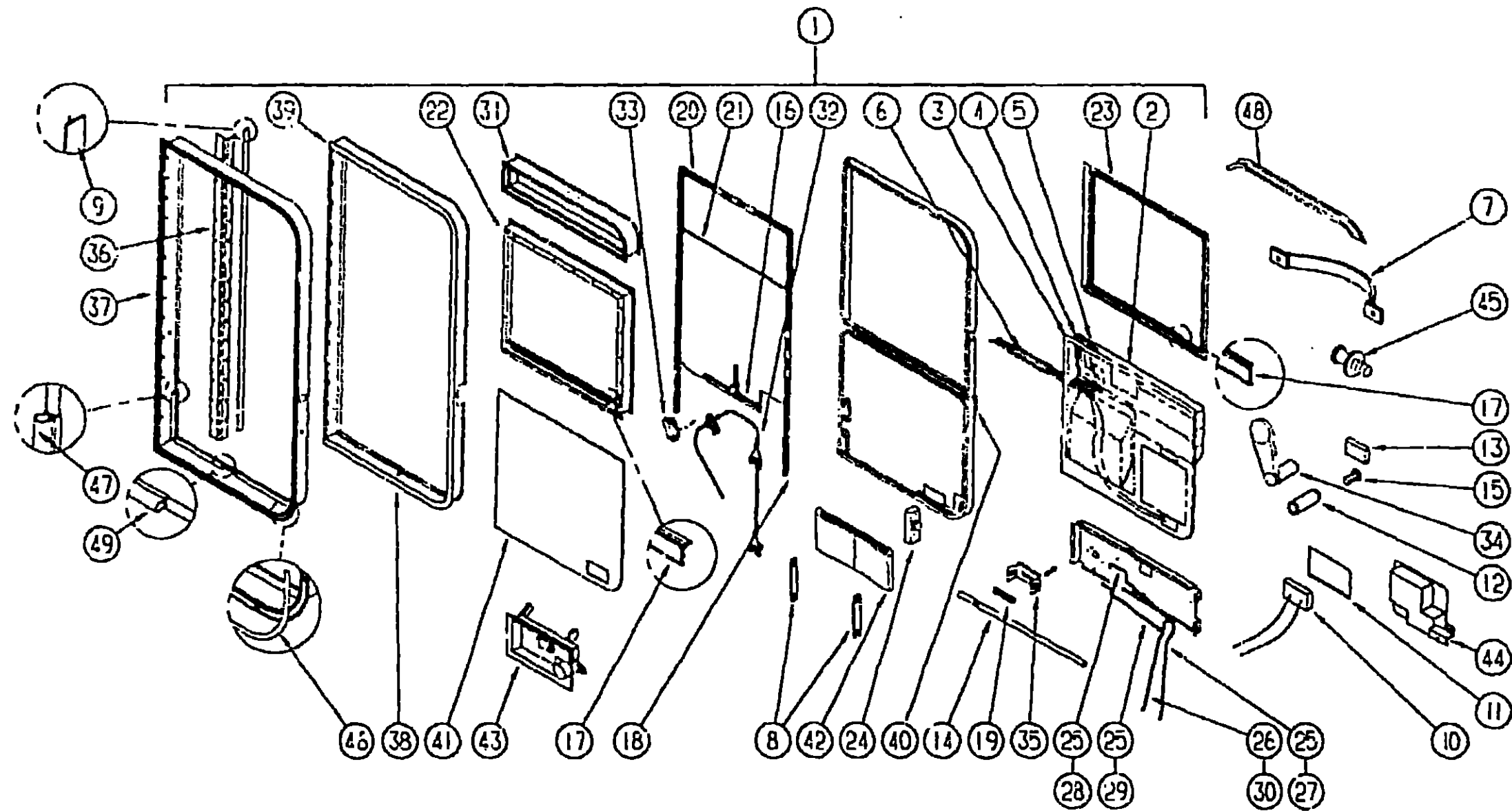
| | | |
|--------------------|------|------|
| INTRODUCTION | A-01 | A-02 |
| ABBREVIATIONS | | A-03 |
| ALPHABETICAL INDEX | A-04 | A-05 |
| IFN36RA | A-07 | F-22 |
| IFN36RA | F-23 | L-04 |

1991 IFN36RA INDEX

| | | |
|-----------------------------------|------|------|
| FLOOR PLAN | F-23 | F-24 |
| ACCESSORIES | G-01 | G-14 |
| BATH | G-15 | G-20 |
| BEDROOM | G-21 | G-22 |
| CHASSIS | G-23 | H-07 |
| CURTAIN, CUSHION & PAD | H-08 | H-17 |
| DINETTE | H-18 | H-20 |
| DRIVERS | H-21 | I-02 |
| ELECTRICAL | I-03 | I-09 |
| EXTERIOR BODY | I-10 | I-16 |
| GALLEY | I-17 | I-24 |
| HEATING & A/C | J-01 | J-04 |
| INTERIOR FINISH | J-05 | J-08 |
| LABEL | J-09 | J-16 |
| LP | | J-17 |
| LOUNGE | J-18 | J-19 |
| SEALANTS & FASTENERS | J-20 | J-22 |
| WATER & SEWAGE | J-23 | K-04 |
| WINDOW, VENT AND EXTERIOR DOOR | K-05 | L-04 |

**1991 ITASCA
TABLE OF CONTENTS**

| | | |
|--------------------|------|------|
| INTRODUCTION | A-01 | A-02 |
| ABBREVIATIONS | | A-03 |
| ALPHABETICAL INDEX | A-04 | A-06 |
| ICN36RQ | A-07 | F-22 |
| IFN36RA | F-23 | L-04 |



1991 IFN36RA INDEX

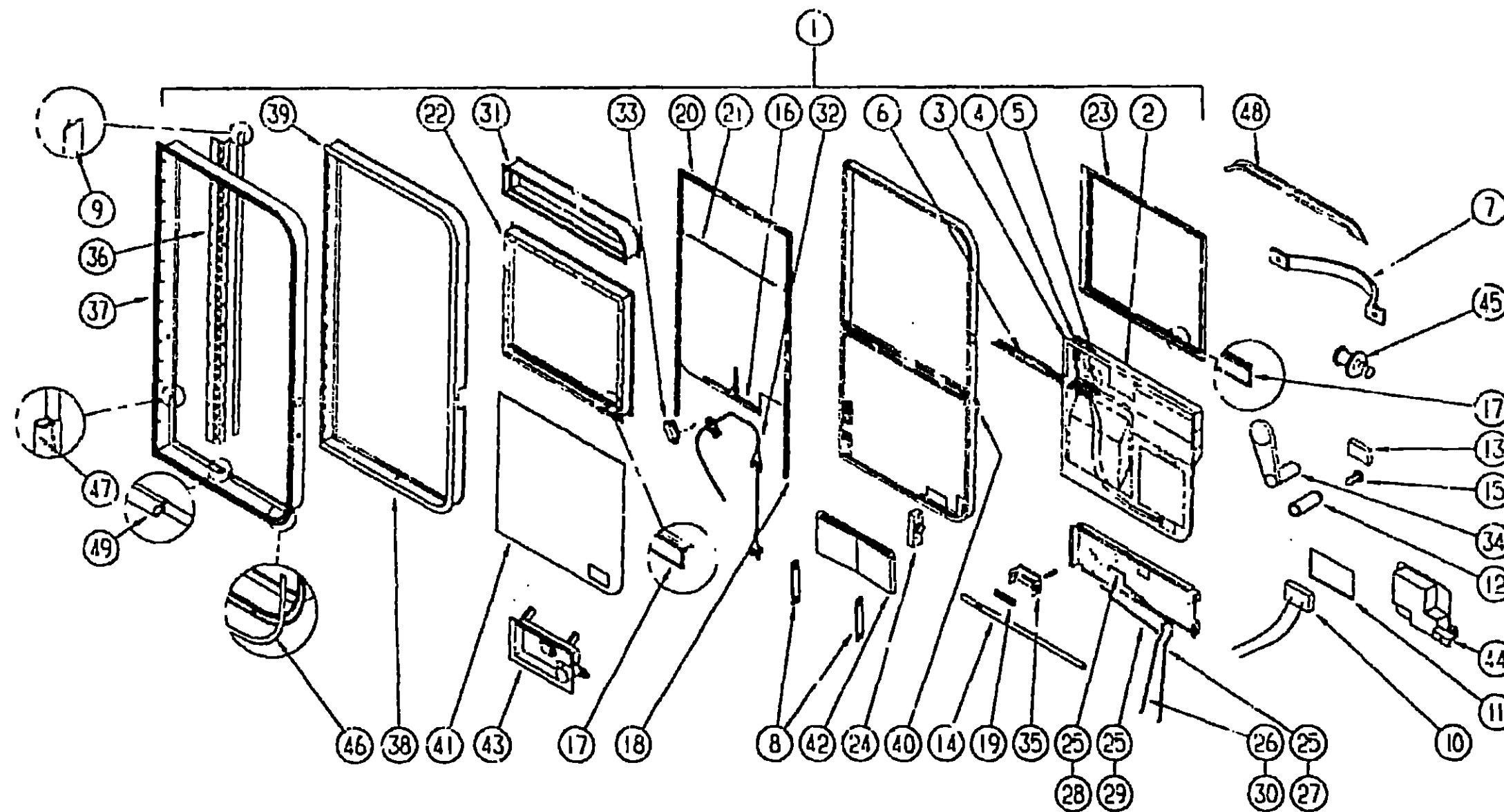
| | | |
|--------------------------------|------|------|
| FLOOR PLAN | F-23 | F-24 |
| ACCESSORIES | G-01 | G-14 |
| BATH | G-15 | G-20 |
| BEDROOM | G-21 | G-22 |
| CHASSIS | G-23 | H-07 |
| CURTAIN, CUSHION & PADH-08 | | H-17 |
| DINETTE | H-18 | H-20 |
| DRIVERS | H-21 | I-02 |
| ELECTRICAL | I-03 | I-09 |
| EXTERIOR BODY | I-10 | I-16 |
| GALLEY | I-17 | I-24 |
| HEATING & A/C | J-01 | J-04 |
| INTERIOR FINISH | J-05 | J-03 |
| LABEL | J-09 | J-15 |
| LP | | J-17 |
| LOUNGE | J-18 | J-19 |
| SEALANTS & FASTENERS | J-20 | J-22 |
| WATER & SEWAGE | J-23 | K-04 |
| WINDOW, VENT AND EXTERIOR DOOR | K-05 | L-04 |

| KEY | PART NUMBER | U/M | DESCRIPTION |
|-----|---------------|-----|--|
| 1 | M97816-01-AE6 | EA | DOOR-DRIVER, W/TIPOUT - NON POWERED - USE WITH OVHD BUNK ONLY |
| 1 | M97816-02-AE6 | EA | DOOR-DRIVER, W/O TIPOUT - NON POWERED |
| 1 | M97816-03-AE6 | EA | DOOR-DRIVER, W/TIPOUT - POWERED - USE WITH OVHD BUNK ONLY |
| 1 | M97816-04-AE6 | EA | DOOR-DRIVER, W/O TIPOUT - POWERED |
| 2 | M97748-01-02A | EA | PANEL-DOOR, INTERIOR - PLASTIC - GRAY |
| | 097303-01-02A | EA | COVER-MAP POCKET, GRAY |
| 3 | 097595-01-000 | EA | SWITCH-HEATER, EXTERIOR MIRROR |
| 4 | 063246-01-000 | EA | SWITCH-REMOTE, EXT. MIRROR - SQUARE PUSH - VELVAC 7471290 |
| 5 | 093132-01-000 | EA | SWITCH-ROCKER, 5 TERMINAL W/ARROW GRAPHICS - TORRAX 1737 |
| | 092845-01-000 | EA | WIRE ASSEMBLY-DRIVER DOOR CONTROL PANEL |
| | 092845-01-000 | EA | WIRE ASSEMBLY-DRIVER DOOR CONTROL PANEL FROM: 00-00-00 THRU: 03-03-91 |
| 6 | 093144-01-000 | EA | CONDUIT-WIRE, G.M.# 15592046 |
| 7 | 061403-04-000 | EA | STRAP-ASSIST, 12" - BLACK W/WOODGRAIN SCREW COVERS |
| | 061-00-15-000 | EA | STRAP-ASSIST, 12" - BLACK W/SILVER SCREW COVERS |
| | 063729-01-000 | EA | RIVNUT, 1/4 X 20 UNC - .030 - 125 |
| 8 | 064219-01-000 | EA | RETAINER-CHECK STRAP, DRIVER DOOR |
| 9 | 075671-01-000 | FT | SEAL-SPONGE, LAZY T SHAPE - WEATHERSTRIP - ENTRY DOOR |
| 10 | 077000-01-000 | EA | SOCKET ASSEMBLY W/8" PIGTAIL LEADS |
| 11 | 077025-01-000 | EA | LENS-COURTESY LIGHT, CLEAR |
| | 080734-02-000 | EA | CLIP-WIRE, NYLON |
| 12 | 081903-02-000 | EA | SHAFT-MOUNTING, KNOB |
| 13 | 081905-02-000 | EA | KNOB-SLIDE BOLT, BLACK |

| KEY | PART NUMBER | U/M | DESCRIPTION |
|-----|---------------|-----|--|
| 14 | 081905-02-000 | EA | BOLT-SLIDE |
| 15 | 081903-01-000 | EA | SCREW-MACHINE, 6-32 X 62 W NYLOCK |
| 16 | 081911-01-000 | FT | TAPE-GLASS SETTING, 1/16" X 1 5" |
| 17 | 081912-02-000 | EA | WEATHERSTRIP-RIGID |
| 19 | 092240-03-000 | EA | CHANNEL-GLASS RUN, BLACK |
| 19 | 035284-01-000 | EA | SPRING-COMPRESSION, .44" LONG X .36" OD |
| 20 | 089454-02-000 | EA | CHANNEL-GLASS RUN, TOP - BLACK |
| | 090340-01-000 | FT | SEAL-FOAM, CLOSED CELL - 1/4" X 1/2" X 50' |
| 21 | 092445-02-000 | EA | GLASS-DOOR, ROLL UP - 27 5" X 26 3" |
| 22 | 092752-01-Y10 | EA | FRAME-WINDOW, INNER - 23 6" X 28" |
| 23 | 092753-01-Y10 | EA | FRAME-WINDOW, OUTER |
| 24 | 092927-04-000 | EA | LATCH-DRIVER DOOR, MECHANISM |
| 25 | 092927-05-000 | EA | CLIP-ROD END - RIGHT |
| 25 | 092927-06-000 | EA | CLIP-ROD END - LEFT |
| 27 | 092928-01-000 | EA | ROD-LOCK, OUTSIDE |
| 28 | 092928-03-000 | EA | ROD-RELEASE, INSIDE |
| 29 | 092928-04-000 | EA | ROD-LOCK, INSIDE |
| 30 | 092928-05-000 | EA | ROD-RELEASE, OUTSIDE - 19 9" LONG |
| 31 | 093043-01-Y12 | EA | WINDOW ASM.-UPPER STATIONARY - 4 5" X 28" GLASS |
| 31 | 092974-01-Y12 | EA | WINDOW ASM.-UPPER TIPOUT - 4 5" X 27.9" GLASS - OVHD BUNK ONLY |
| 32 | 093634-01-000 | EA | REGULATOR-WINDOW, DRIVER - NON POWERED |
| 32 | 092996-01-000 | EA | REGULATOR-POWER WINDOW |
| 32 | 103392-02-000 | EA | REGULATOR-POWER WINDOW |
| | | | FROM: 00-00-00 THRU: 03-03-91 |
| | | | FROM: 03-04-91 THRU: 99-99-99 |

1991 ITASCA
TABLE OF CONTENTS

| | | |
|--------------------|------|------|
| INTRODUCTION | A-01 | A-02 |
| ABBREVIATIONS | | A-03 |
| ALPHABETICAL INDEX | A-04 | A-05 |
| ICN35RQ | A-07 | F-22 |
| IFN36RA | F-23 | L-04 |

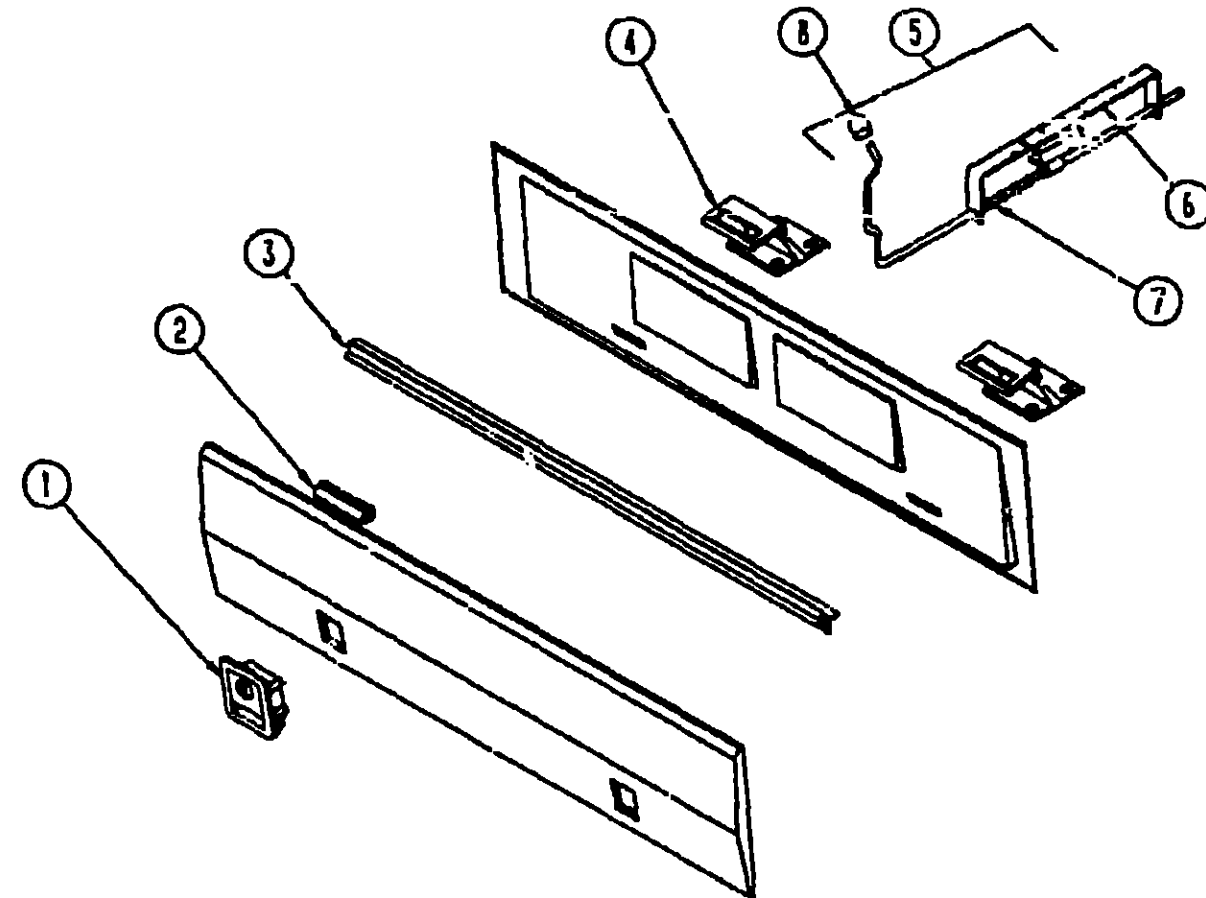


1991 IFN36RA INDEX

| | | |
|--------------------------------|------|------|
| FLOOR PLAN | F-23 | F-24 |
| ACCESSORIES | G-01 | G-14 |
| BATH | G-15 | G-20 |
| BEDROOM | G-21 | G-22 |
| CHASSIS | G-23 | H-07 |
| CURTAIN, CUSHION & PAD | H-08 | H-17 |
| DINETTE | H-18 | H-20 |
| DRIVERS | H-21 | I-02 |
| ELECTRICAL | I-03 | I-09 |
| EXTERIOR BODY | I-10 | I-16 |
| GALLEY | I-17 | I-24 |
| HEATING & A/C | J-01 | J-04 |
| INTERIOR FINISH | J-05 | J-08 |
| LABEL | J-09 | J-16 |
| LP | | J-17 |
| LOUNGE | J-18 | J-19 |
| SEALANTS & FASTENERS | J-20 | J-22 |
| WATER & SEWAGE | J-23 | K-04 |
| WINDOW, VENT AND EXTERIOR DOOR | K-05 | L-04 |

| KEY | PART NUMBER | U/M | DESCRIPTION |
|-----|---------------|-----|--|
| 33 | 092996-01-710 | EA | MOTOR-POWER WINDOW, DRIVER DOOR |
| | 092996-01-711 | EA | TAPE DRIVE-POWER WINDOW MOTOR |
| 34 | 094575-01-000 | EA | CRANK-HAND GLASS LIFT |
| 35 | 095809-01-000 | EA | BRACKET-DEADBOLT |
| 36 | 097207-01-03A | EA | HINGE-CONTINUOUS, OFF WHITE |
| 37 | 097279-01-AE6 | EA | JAMB-DOOR |
| 38 | 097279-01-02A | EA | FRAME-DOOR, REAR OUTER - OFF WHITE |
| 39 | 097280-01-02A | EA | FRAME-DOOR, FRONT OUTER - OFF WHITE |
| | 055278-01-001 | FT | TUBING-STEEL, .75" X 1.5" X 288" |
| 40 | 097357-01-000 | EA | BRACKET-SUPPORT, DOOR LOCK |
| 41 | 077517-52-000 | EA | FIBERGLASS-SHEET, 29.7" X 27.9" - OFF WHITE - FLAT |
| 42 | 095030-01-000 | EA | STRAP-CHECK, DRIVER DOOR - BLACK |
| 43 | 102235-01-01A | EA | LATCH-OUTSIDE, DRIVER DOOR - BLACK BLANK KEY# 045017-11-701 |
| 44 | 102237-01-01A | EA | LATCH-INSIDE, DRIVER DOOR - BLACK |
| 45 | 092927-03-000 | EA | STRIKER-ROUND, JAMB MOUNTED - TRIMARK 10335-16 |
| | 093899-02-000 | EA | PLATE-STRIKER BOLT |
| 46 | 097315-01-01A | FT | TRIM-INSERT, DRIVER DOOR - .43" WIDE - VINYL - OFF WHITE |
| 47 | 091632-01-000 | FT | SEAL-BULB, W/MRE CARRIER - DOOR - .8" WIDE - RUBBER |
| 48 | 064164-05-000 | EA | CAP-DRIP, DRIVER DOOR - OFF WHITE |
| 49 | 064075-07-000 | FT | SEAL-BULB, W/WIRED U CHANNEL - .3" X .5" CHANNEL - BLACK |
| | 103413-01-01A | EA | GARNISH-DRIVERS DOOR, OFF WHITE |
| | 091255-02-000 | FT | SEAL-ADHESIVE BACKED FOAM, .18" THICK X 1.5" WIDE |
| | 100028-01-000 | FT | TAPE-ADHESIVE, .031" X .75" WIDE |
| | 091968-03-000 | FT | TAPE-ADHESIVE, .04" X 1" WIDE |

WINDOW, VENT & EXTERIOR DOOR GROUP (CONTINUED)



COMPARTMENT DOOR HARDWARE & SEALS

| KEY | PART NUMBER | U/M | DESCRIPTION |
|-----|---------------|-----|--|
| 1 | 085730-11-000 | EA | LATCH-PADDLE, W/KEY LOCK - PLASTIC |
| | 079366-04-000 | EA | LOCK-DOOR, KEY TYPE W/O KEYS - 1.9 OFF SET |
| | 082684-01-700 | EA | KEY-COMPARTMENT DOOR LOCK, BH024 |
| 1 | 085730-14-000 | EA | LATCH-PADDLE, W/O KEY LOCK - PLASTIC - OFF WHITE |
| | 077403-02-000 | EA | LOCK-KEY TYPE (GENERATOR/SPARE TIRE) |
| | 079921-03-000 | EA | LOCK-TWIST TYPE (SEWER HOSE) |
| 2 | 079359-01-000 | FT | SEAL-BULB, W/WIRED U CHANNEL - 37" X .57" CHANNEL - BLACK |
| 3 | 092357-01-01A | EA | HINGE-COMPARTMENT DOOR, 76" |
| | 092307-40-000 | EA | HINGE-PIANO, 1.5" X 96" - ALUMINUM - OFF WHITE |
| | 092357-01-02A | EA | HINGE-DOOR, COMPARTMENT - 76" - OFF WHITE |
| | 092357-02-02A | EA | HINGE-DOOR, COMPARTMENT - 43.5" - OFF WHITE |
| | 009065-01-000 | EA | HINGE-COMPARTMENT DOOR, 1.5" WIDE X 6" - UNPAINTED |
| | 009065-01-000 | EA | HINGE-ALUMINUM, NO HOLES - 1 1/16" X 72" - UNPAINTED |
| 4 | 093061-01-02A | EA | STRIKER-DOOR, LUGGAGE, BLACK |
| | 094387-02-000 | EA | STRIKER-DOOR, GENERATOR |
| | 093718-01-000 | EA | PLATE-STRIKE, COMPARTMENT - 3.4" X 2.5" FLAT - STEEL - BLACK |
| 5 | 092644-02-Y12 | EA | PROP ROD-COMPARTMENT DOOR, W/SPRING & BRACKET |
| 6 | 092279-01-000 | EA | BRACKET-DOOR PROP |
| 7 | 092469-01-000 | EA | SPRING-#020-050 COMP |
| 8 | 039984-01-000 | EA | CAP-ROUND, VINYL - 28" ID X .62" LONG - BLACK |
| | 094376-02-000 | EA | ROD-PROP (GENERATOR/LP) |
| | 094376-01-000 | EA | ROD-PROP (HOLDING TANK) |
| | 090340-01-000 | FT | SEAL-PIANO, CLOSED CELL - 1/4" X 1/2" X 50' |
| | 100123-01-000 | FT | SEAL-PILE, ADHESIVE BACK - GRAY |
| | 081113-01-000 | EA | BUSHING-FLANGE, PLASTIC - WHITE |
| | 093305-01-01A | FT | TRIM-EDGE, C-TYPE - WIRE CARRIER - 35" X 24" - VINYL |
| | 076757-06-000 | EA | CABLE-SUPPORT, 25.6" - STAINLESS STEEL |
| | 088270-01-000 | FT | SEAL-BULB, EPDM RUBBER |
| | 008386-01-000 | EA | GROMMET-SNAP, 3/8" |
| | 059329-01-000 | EA | CLIP-SPRING, 3/8" |

WINDOW, VENT & EXTERIOR DOOR GROUP (CONTINUED)

ENTRY STEP BOX

| KEY | PART NUMBER | U/M | DESCRIPTION |
|-----|---------------|-----|--|
| | 088412-04-000 | EA | TRIM-STEPBOX, ENTRY DOOR - BEIGE |
| | 092693-02-01A | EA | LINER-STEP BOX, ENTRANCE DOOR - 5" X 23.9" - BLACK |
| | M92055-01-000 | EA | ACCESS PANEL-STEP BOX, W/HINGE |
| | 088254-01-000 | EA | CATCH-MAGNETIC, 1.8" X .7" |
| | 005063-01-000 | EA | HINGE-CONTINUOUS, 1 1/2" X 72" |
| | 100273-01-000 | EA | PULL-CABINET, BRASS |

EXTERIOR ACCESSORIES PACKAGE OPTION L28E

| KEY | PART NUMBER | U/M | DESCRIPTION |
|-----|---------------|-----|--|
| | 077404-02-000 | EA | DRAWER-PLASTIC, 20" X 12.7" - OFF WHITE |
| | 094067-01-01A | EA | DIVIDER-DRAWER, PLASTIC - LIGHT OAK |
| | 096765-01-000 | EA | RAIL-DRAWER, 3.1" HIGH X 2.1" WIDE X 20.5 LONG - PLASTIC |
| | 091270-01-000 | EA | HOSE-REEL, 50 FOOT |
| | 093300-01-000 | EA | BOX-TOOL, W/TRAY - 16" X 7" X 7.5" |

MISCELLANEOUS COMPARTMENT COMPONENTS

| KEY | PART NUMBER | U/M | DESCRIPTION |
|-----|---------------|-----|---|
| | 092263-01-000 | EA | PANEL-EXHAUST, FURNACE - 14" X 14.6" - GALVANIZED |
| | 078200-01-000 | EA | GASKET-DOOR, FUEL FILL - 3.5" OD X 2" ID |
| | 072447-04-000 | EA | SHROUD-FUEL FILL, PLASTIC |
| | 083578-01-000 | EA | BOOT-FUEL FILL |
| | 084235-01-000 | EA | SUPPORT-FLANGE, FUEL FILL BOOT |
| | 000G11-08-16S | EA | SCREW, 8-18 X 1.00 PPH - OFF WHITE |
| | 077955-01-000 | EA | J CLIP-VINYL COATED, 3/8" |
| | 076757-02-000 | EA | CABLE-1/16" X 16.5" - STAINLESS STEEL |
| | 092985-01-000 | EA | BRACKET-POWER CORD |
| | 096506-01-000 | EA | LABEL-COMPARTMENT NOT SEALED* |
| | 077941-01-000 | EA | SEAL-RUBBER, FLAT - W/SLIT |
| | 009426-01-000 | EA | HATCH-ROUND, OFF WHITE |
| | 015365-01-000 | EA | PIN-L SHAPED, CADMIUM PLATED |
| | 093767-01-01A | EA | BOX-EXTERIOR RECEPTACLE, PLASTIC - OFF WHITE |
| | 058049-01-000 | EA | BOX-ELECTRIC SWITCH, 2" X 3" X 2.25" |
| | 075736-03-000 | EA | COVER-EXTERIOR RECEPTACLE, BEIGE |
| | 093252-01-01A | EA | PLATE-WALL, CABLE - BEIGE |
| | 093287-02-01A | EA | NET-CARGO, SPARE TIRE RETAINER |

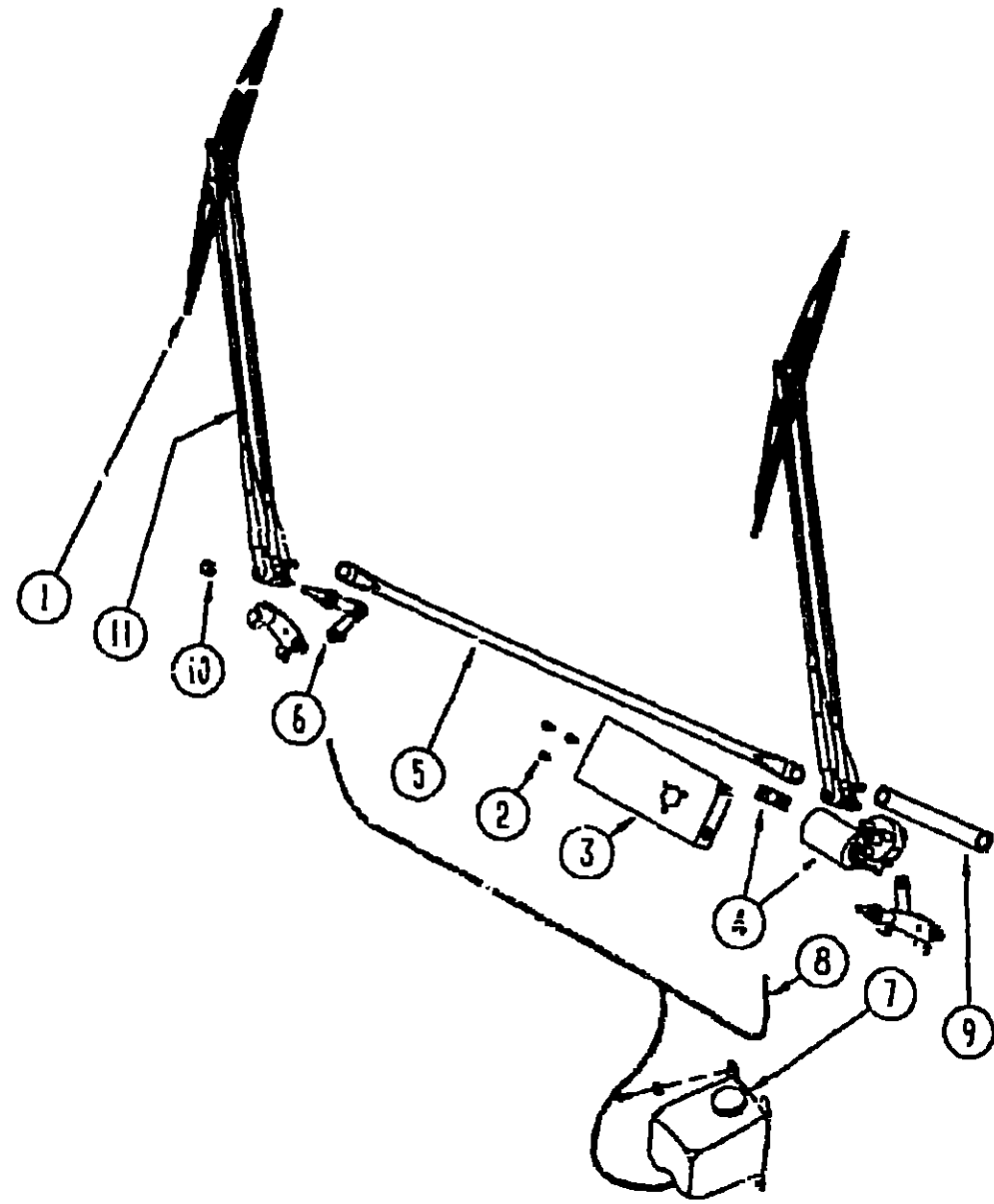
**1991 ITASCA
TABLE OF CONTENTS**

| | | |
|--------------------|--------|------|
| INTRODUCTION | A-01 - | A-02 |
| ABBREVIATIONS | | A-03 |
| ALPHABETICAL INDEX | A-04 - | A-06 |
| IFN36RO | A-07 - | F-22 |
| IFN36RA | F-23 - | L-04 |

1991 IFN36RA INDEX

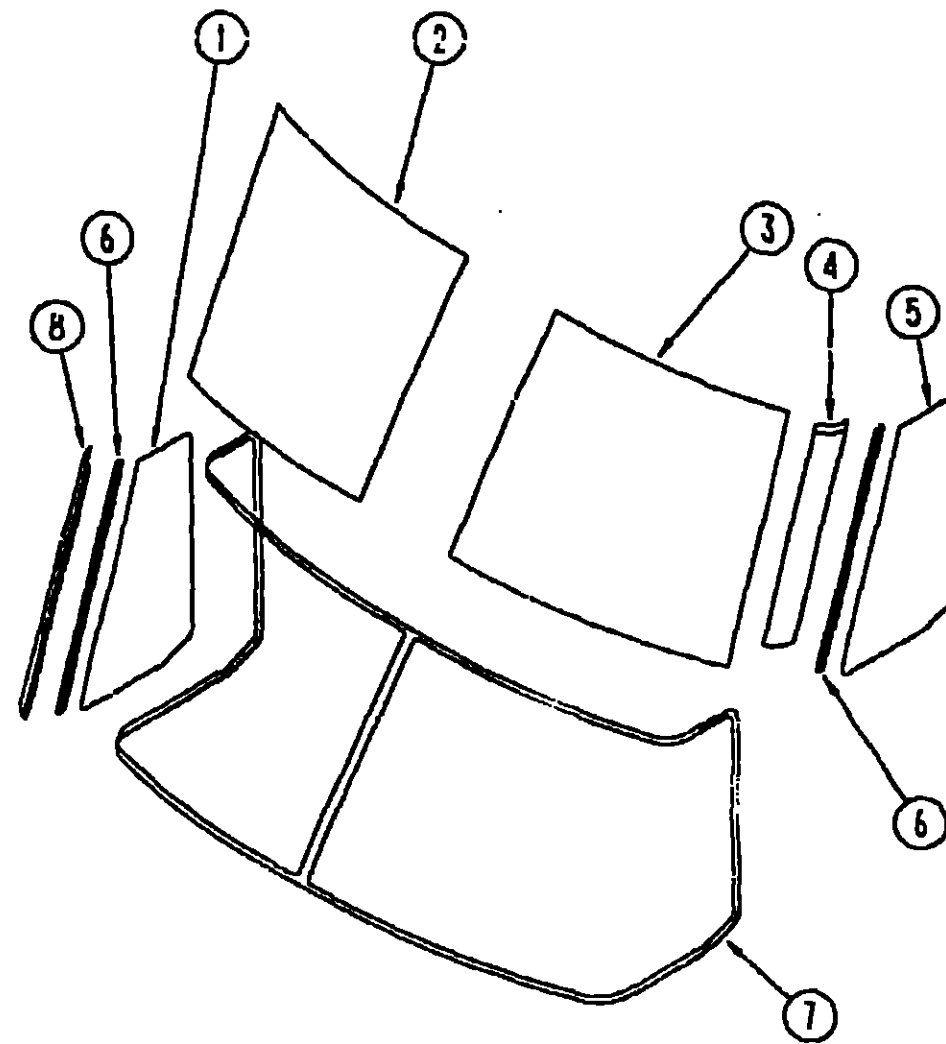
| | | |
|-----------------------------------|--------|------|
| FLOOR PLAN | F-23 - | F-24 |
| ACCESSORIES | G-01 - | G-14 |
| BATH | G-15 - | G-20 |
| BEDROOM | G-21 - | G-22 |
| CHASSIS | G-23 - | H-07 |
| CURTAIN, CUSHION & PAD | H-08 - | H-17 |
| DINETTE | H-18 - | H-20 |
| DRIVERS | H-21 - | I-02 |
| ELECTRICAL | I-03 - | I-09 |
| EXTERIOR BODY | I-10 - | I-16 |
| GALLEY | I-17 - | I-24 |
| HEATING & A/C | J-01 - | J-04 |
| INTERIOR FINISH | J-05 - | J-08 |
| LABEL | J-09 - | J-16 |
| LP | | J-17 |
| LOUNGE | J-18 - | J-19 |
| SEALANTS & FASTENERS | J-20 - | J-22 |
| WATER & SEWAGE | J-23 - | K-04 |
| WINDOW, VENT AND EXTERIOR DOOR | K-05 - | L-04 |

WINDOW, VENT & EXTERIOR DOOR GROUP (CONTINUED)



WIPER COMPONENTS

WINDOW, VENT & EXTERIOR DOOR GROUP (CONTINUED)



WINDSHIELDS, TRIMS & MOLDINGS

1991 ITASCA
TABLE OF CONTENTS

| | | |
|--------------------|--------|------|
| INTRODUCTION | A-01 - | A-02 |
| ABBREVIATIONS | | A-03 |
| ALPHABETICAL INDEX | A-04 - | A-06 |
| ICN36RQ | A-07 - | F-22 |
| IFN36RA | F-23 - | L-04 |

1991 IFN36RA INDEX

| | | |
|--------------------------------|--------|------|
| FLOOR PLAN | F-23 - | F-24 |
| ACCESSORIES | G-01 - | G-14 |
| BATH | G-15 - | G-20 |
| BEDROOM | G-21 - | G-22 |
| CHASSIS | G-23 - | H-07 |
| CURTAIN, CUSHION & PAD | H-08 - | H-17 |
| DINETTE | H-18 - | H-20 |
| DRIVERS | H-21 - | I-02 |
| ELECTRICAL | I-03 - | I-09 |
| EXTERIOR BODY | I-10 - | I-16 |
| GALLEY | I-17 - | I-24 |
| HEATING & A/C | J-01 - | J-04 |
| INTERIOR FINISH | J-05 - | J-08 |
| LABEL | J-09 - | J-16 |
| LP | | J-17 |
| LOUNGE | J-18 - | J-19 |
| SEALANTS & FASTENERS | J-20 - | J-22 |
| WATER & SEWAGE | J-23 - | K-04 |
| WINDOW, VENT AND EXTERIOR DOOR | K-05 - | L-04 |

| KEY | PART NUMBER | U/M | DESCRIPTION |
|-----|---------------|-----|--|
| 1 | 095964-01-000 | EA | BLADE ASM -WIPER, 24" |
| | 095964-01-700 | EA | BLADE-REFILL, WIPER - PAIR - 24" |
| 2 | 096526-01-000 | EA | SCREW-HEX, 1/4 - 28 UNF |
| 3 | 092334-01-000 | EA | BRACKET-WIPER,MOTOR |
| 4 | 104355-02-000 | EA | MOTOR ASM., W/DRIVE ARM |
| | 067188-01-000 | EA | STUD-CRANK,WIPER |
| 5 | 067192-01-000 | EA | LINK-CONNECTING, W/BLACK BUSHING - 37 85" |
| 6 | 096505-01-000 | EA | PIVOT SHAFT |
| 7 | 056000-02-000 | EA | WASHER-WINDSHIELD BOTTLE & PUMP |
| | 056000-01-700 | FT | VACUUM HOSE 7/84 - 5'32 |
| 8 | 045794-01-000 | FT | HOSE-WASHER, WINDSHIELD - 5/32" ID - BLACK |
| 9 | 067193-02-000 | EA | LINK-CONNECTING, W/BLACK BUSHING - 9 2" |
| 10 | 077049-01-000 | EA | NUT-/CORN, 10-32 ALUMINUM |
| 11 | 095653-01-000 | EA | ARM-WIPER, PANTOGRAPH - 28" |
| | 095931-01-700 | FT | HOSE F/WIPER BLADES |
| | 095931-01-701 | EA | NOZZLE HARDWARE KIT |
| | 077048-01-000 | EA | SHAFT-ADAPTER, WINDSHIELD PANTOGRAPH ARM |

| KEY | PART NUMBER | U/M | DESCRIPTION |
|-----|---------------|-----|---|
| 1 | 091933-03-000 | EA | GLASS-CORNER VENT, PASSENGER |
| 2 | 091215-01-000 | EA | GLASS-WINDSHIELD, PASSENGER |
| 3 | 091215-02-000 | EA | GLASS-WINDSHIELD, DRIVER |
| 4 | 091901-02-000 | EA | TRIM-A'PILLAR, DR - BETWEEN WINDSHIELD & VENT GLASS - BLK |
| 5 | 091953-04-000 | EA | GLASS-CORNER VENT, DRIVER |
| 6 | 098788-01-000 | EA | CHANNEL-RIGID, WINDSHIELD - .38" - PVC |
| 7 | 091986-01-000 | EA | MOLDING-REVEAL, WINDSHIELD - SURROUNDS BOTH WINDSHIELDS |
| 8 | 091901-01-000 | EA | TRIM-A'PILLAR, PASS - BETWEEN WINDSHIELD & VENT GLASS - BLK |
| | 002328-02-000 | EA | BLOCK-WINDSHIELD, .062" X .5" X .98" |
| | 091969-01-000 | EA | FRAME-WINDSHIELD, LOWER - INNER - PASSENGER |
| | 091969-02-000 | EA | FRAME-WINDSHIELD, LOWER - INNER - DRIVER |
| | 040921-04-000 | EA | NUT-SPEED, U TYPE - NO. 8 - 59" LENGTH X .44" WIDTH |
| | 040921-05-000 | EA | NUT-SPEED, U TYPE - NO. 8 - 67" LENGTH X .44" WIDTH |
| | 040921-06-000 | EA | NUT-SPEED, U TYPE - NO. 6 - 57" LENGTH X .63" WIDTH |