


1990 WT320RC

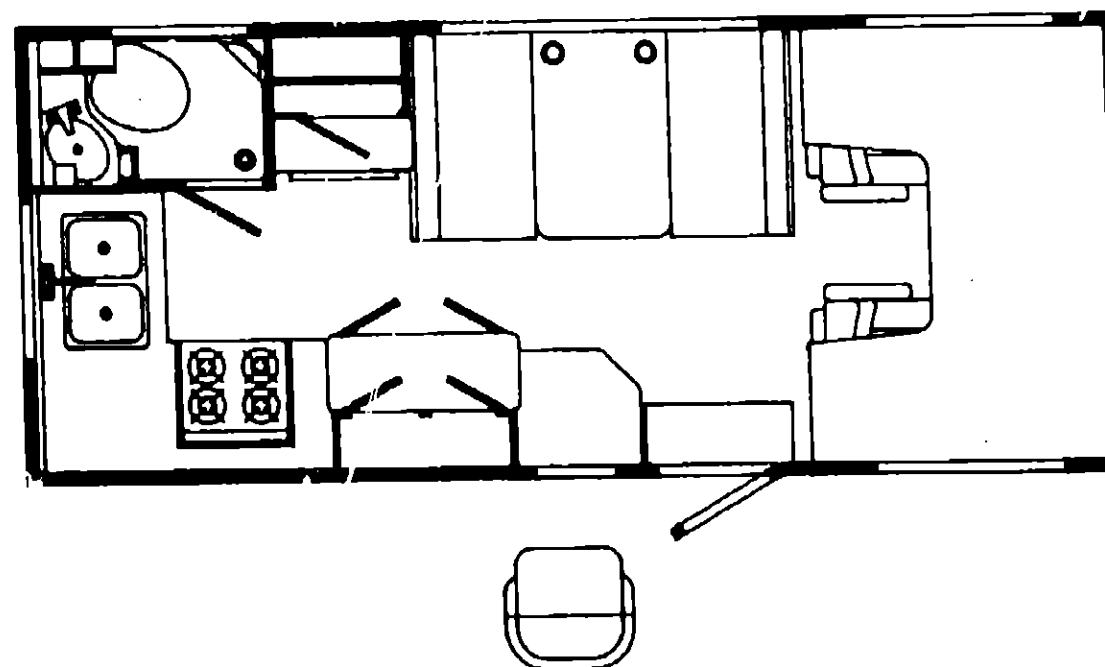


1990 WINNEBAGO TABLE OF CONTENTS

| | |
|------------------------------|-------------|
| INTRODUCTION | A-01 - A-02 |
| ABBREVIATIONS | A-03 |
| ALPHABETICAL/GROUP REFERENCE | A-04 - A-06 |
| WT319RB | A-07 - C-16 |
| WT320RC | C-17 - E-18 |
| WC323RC | E-19 - I-02 |

1990 WT320RC INDEX

| | |
|------------------------------------|-------------|
| Floor Plan | C-17 - C-18 |
| Accessories Group | C-19 |
| Bath Group | C-20 |
| Chassis Group | C-21 |
| Curtain, Cushion & Pad Group | C-22 - D-03 |
| Dinette Group | D-04 - D-05 |
| Driver's Compartment Group | D-06 |
| Electrical Group | D-07 - D-08 |
| Exterior Body Group | D-09 - D-12 |
| Galley Group | D-13 - D-15 |
| Heating & Air Conditioning Group | D-16 - D-17 |
| Interior Finish Group | D-18 - D-20 |
| Labels Group | D-21 - E-04 |
| LP Group | E-05 |
| Lounge Group | E-06 |
| Sealants & Fasteners Group | E-07 - E-08 |
| Water & Sewage Group | E-09 - E-10 |
| Window, Vent & Exterior Door Group | E-11 - E-18 |



ACCESSORIES GROUP

MISCELLANEOUS ACCESSORIES

| Key | Part Number | U/M | Description |
|-----|---------------|-----|--|
| | 054186-36-000 | EA | Owner's Manual - 1990 Warrior - Itasca & Winnebago |
| | 092318-01-000 | EA | Binder - 3 Ring - Plastic |
| | 092319-01-000 | EA | Pocket Page - 3 Ring Binder - Plastic |
| | 099084-05-000 | EA | Cassette - Winnebago Warrior |
| | 094499-01-000 | EA | Fire Extinguisher - Dry 1A 10BC |
| | 094499-01-700 | EA | Bracket - Mounting - w/Plastic Strip |
| | 094851-01-01A | EA | Recessed Holder - Fire Extinguisher - Light Oak |
| | 072852-01-000 | EA | Smoke Detector w/9 Volt Battery |
| | 084445-03-000 | EA | Mirror Asm. - Exterior - Passenger Side |
| | 084445-04-000 | EA | Mirror Asm. - Exterior - Driver Side |
| | 008043-01-000 | EA | Mirror - Exterior - Convex - Adhesive Back |
| | 086780-01-000 | EA | Mud Flaps - Toyota (Set of 2) - Rubber - Black |
| | 090050-01-000 | EA | Antenna - Toyota |
| | 084424-01-000 | EA | Plug - Rubber - Antenna Hole |
| | 090982-01-000 | EA | Radio - AM/FM Cassette - Electronic Tune |
| | 090051-02-000 | EA | Speaker - 4" Round |
| | 090288-02-000 | EA | Wire Asm. - Speaker/Power |
| | 090052-03-000 | EA | Trim Kit - Radio Mounting w/90° Antenna Adapter |

2.5 KW KOHLER GENERATOR OPTION

| Key | Part Number | U/M | Description |
|-----|---------------|-----|--|
| | 083581-03-000 | EA | Generator - 2.5 KW Kohler |
| | 083885-02-000 | EA | Tray - Generator |
| | 080749-01-000 | EA | Muffler - 2.5 - Kohler |
| | 080862-03-000 | EA | Pipe - Exhaust - Generator |
| | 008289-01-000 | EA | Box - Electrical - Steel - 4" x 4" |
| | 008294-01-000 | EA | Cover - Electrical Box - Blank - Steel |
| | 088238-01-000 | EA | Cover - Electrical Box w/Hole - 4" x 4" - Gray |
| | 047443-01-000 | EA | Terminal - .250 Receptacle - Insulated |
| | 008328-01-000 | EA | Terminal Ring - 12/10 Wire |
| | 008348-01-000 | EA | Terminal Ring - 3/8" Stud |
| | 007087-01-000 | SF | Insulation - Fiberglass - 1" Thick x 4' |
| | 041953-01-000 | FT | Conduit - Convoluted Split - 1/2" ID |
| | 008355-01-000 | EA | Connector - Cable Clamping - 3/4" |
| | 008398-01-000 | EA | Connector - 1/2" x 90° - Flex Conduit |
| | 008314-01-000 | EA | Connector - Wire Nut - Insulated - Gray |
| | 062401-06-000 | EA | Clamp - Hose - Wormgear - .22" - .62" |
| | 010495-01-000 | EA | Clamp - Cable - 9/16" |
| | 007083-01-000 | FT | Hose - Gas - 1/4" ID x 1/2" OD |
| | 008037-01-000 | FT | Cable - Battery - 1 AWG - Stranded - Black |
| | 008037-02-000 | FT | Cable - Battery - 1 AWG - Stranded - Red |
| | 084084-01-000 | EA | Plug - Brass - 3/8" |
| | 071015-04-000 | EA | Grommet - .19" ID - Rubber |
| | 024924-02-000 | EA | Receptacle - Power Cord w/Partial Plate |
| | 083840-02-Y03 | EA | Door - Generator |
| | 077510-01-000 | EA | Label - Generator Prep |
| | 096304-01-000 | EA | Cover Asm. - Battle - Generator |

BATH GROUP

BATH CABINETRY

| Key | Part Number | U/M | Description |
|-----|---------------|-----|--|
| | M02507-03-AA3 | EA | Door Asm. - Bath - 81.8" x 18.1" - w/o Hardware |
| | 099423-01-AA3 | EA | Cabinet - Pipe Cover |
| | M88848-01-AA3 | EA | Cabinet Asm. - Lavatory w/Countertop - w/o Doors or Hardware |
| | M88848-01-AA4 | EA | Cabinet Asm. - Lavatory w/Countertop - w/o Doors or Hardware |
| | 088848-13-AA3 | EA | Countertop Asm. - Lavatory |
| | 088848-13-AA4 | EA | Countertop Asm. - Lavatory |
| | 099780-01-AA3 | EA | Door - Lavatory Cabinet - 6.37" x 18.06" - w/o Hardware |
| | 093448-08-AA3 | EA | Mirror - Wood Framed - 12.1" x 15.2" - w/o Hardware |
| | 058331-19-000 | EA | Mirror - Safety Glass - 10.8" x 14.4" |

BATH & WARDROBE HARDWARE

| Key | Part Number | U/M | Description |
|-----|---------------|-----|--|
| | M02630-08-W17 | EA | Shower Pan w/Nut & Strainer |
| | 088440-01-000 | EA | Strainer w/Rubber Washer |
| | 088438-01-000 | EA | Nut - Slip - Tailpiece - 1.5" |
| | 075241-05-000 | EA | Faucet - Shower - Bone |
| | 011048-02-000 | EA | Shower Head - w/60" Hose |
| | 011089-03-000 | EA | Tailpiece - Shower/Tub - 1 1/2" x 1 3/4" - Plastic |
| | 088401-01-000 | EA | Shroud - Faucet - Shower - Off White |
| | 083801-03-000 | EA | Track - Shower - Off White |
| | 084481-04-000 | EA | Shower Curtain |
| | 009701-01-000 | EA | Carrier - Shower Curtain |
| | 009702-01-000 | EA | End Stop - Shower Curtain Carrier |
| | 009136-01-000 | EA | Hanger - Pin - Shower Curtain |
| | 057534-07-000 | EA | Tieback - Shower Curtain - 10" - Clear Plastic |
| | 084724-01-000 | EA | Trim - Shower - Off White |
| | 009151-01-000 | EA | Warpguard - Bath Door - 48" |
| | 097800-01-000 | EA | Latch - Door - Flush Mount w/Catch & Screws |
| | 057534-07-000 | EA | Tieback Asm. - 10" - Clear Plastic |
| | 075240-06-000 | EA | Faucet - Lavatory - Bone |
| | 091253-01-000 | EA | Gasket - Faucet - Lavatory |
| | 090029-01-01A | EA | Sink - Lavatory - Rectangular - Plastic |
| | 011083-01-000 | EA | Plug - Sink w/Tailpiece - 1.25" x 5" |
| | 053783-01-000 | FT | Rod - Clothes - Aluminum |
| | 075454-02-000 | EA | Ring - Towel w/Mounting Hardware - Brass |
| | 075452-02-000 | EA | Holder - Toilet Tissue - Brass |
| | 081614-02-000 | EA | Soap Dish - Brass w/Plastic Liner |
| | 085279-01-000 | EA | Holder - Tumbler/Toothbrush - Brass |
| | 075453-02-000 | EA | Towel Bar - 18" - Plastic |
| | 023449-01-000 | EA | Support - Towel Rack - Chrome |
| | 063740-01-000 | EA | Toilet - High - Aqua Magic IV |
| | 024676-01-000 | EA | Flange - Closet - Toilet - 4 x 3 |
| | 000G13-05-10G | EA | Screw - 6-20 x 5/8 PFH - Antique Brass |
| | 059777-02-000 | EA | Hinge - Cabinet Door - Burnished Brass |
| | 097800-01-000 | EA | Latch - Flush Mount - Dark Brown |
| | 004354-01-000 | EA | Bumper - Cabinet Door - Rubber - Brown |
| | 054250-01-000 | EA | Cover - Angled - 3.62" x 4.5" - Plastic - Beige |
| | 080258-01-000 | EA | Trim - Skylight |
| | 080507-01-000 | EA | Panel - Skylight - Outer - .125" x 47" x 53" |
| | 080508-01-000 | EA | Panel - Skylight - Inner - .125" x 47" x 53" |

** The illustrated parts breakdown for this item is provided on the Common Items Fiche.

1990 WINNEBAGO TABLE OF CONTENTS

| | |
|------------------------------|-------------|
| INTRODUCTION | A-01 - A-02 |
| ABBREVIATIONS | A-03 |
| ALPHABETICAL/GROUP REFERENCE | A-04 - A-06 |
| WT319RB | A-07 - C-18 |
| WT320RC | C-17 - E-18 |
| WC323RC | E-19 - I-02 |

1990 WT320RC INDEX

| | |
|------------------------------------|-------------|
| Floor Plan | C-17 - C-18 |
| Accessories Group | C-19 |
| Bath Group | C-20 |
| Chassis Group | C-21 |
| Curtain, Cushion & Pad Group | C-22 - D-03 |
| Dinette Group | D-04 - D-05 |
| Driver's Compartment Group | D-06 |
| Electrical Group | D-07 - D-08 |
| Exterior Body Group | D-09 - D-12 |
| Galley Group | D-13 - D-15 |
| Heating & Air Conditioning Group | D-16 - D-17 |
| Interior Finish Group | D-18 - D-20 |
| Labels Group | D-21 - E-04 |
| LP Group | E-05 |
| Lounge Group | E-06 |
| Sealants & Fasteners Group | E-07 - E-08 |
| Water & Sewage Group | E-09 - E-10 |
| Window, Vent & Exterior Door Group | E-11 - E-18 |

CHASSIS GROUP

MISCELLANEOUS

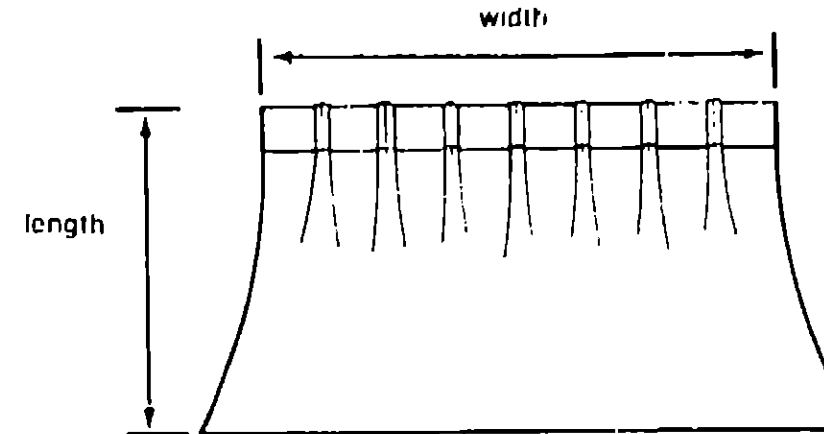
| Key | Part Number | U/M | Description |
|-----|---------------|-----|--|
| | 007128-06-000 | EA | Clamp - Muffler - 2" Dia. |
| | 010497-01-000 | EA | Clamp - Closed - 5/8" ID |
| | 083809-01-000 | EA | Clamp - Wire - Dual Equal - 5/8" Dia. |
| | 082401-02-000 | EA | Clamp - Hose - Wormgear - 1.56" - 2.5" |
| | 082401-06-000 | EA | Clamp - Hose - Wormgear - .22" - .62" |
| | 010495-01-000 | EA | Clamp - Cable - 9/16" |
| | 010499-01-000 | EA | Clamp - Closed - 3/8 ID |
| | 078781-01-000 | EA | Compartment - Storage - 25" Wide |
| | 084888-01-000 | EA | Compartment - Battery |
| | 084993-01-000 | EA | Strap - Battery |
| | 007063-01-000 | FT | Hose - Gas - 1/4" ID x 1/2" OD |
| | 084898-02-000 | EA | Extension - Tailpipe - 2" Dia. |
| | 088780-01-000 | EA | Guard - Splash - Rubber (Set of 2) |
| | 100715-01-000 | EA | Speedometer - KM - Toyota (Option L048) |
| | 094883-01-000 | EA | Speed Control - Toyota |
| | 094883-01-700 | EA | Regulator - Speed Control - Toyota |
| | 094883-01-701 | EA | Cable - Regulator - Toyota |
| | 094883-01-702 | EA | Wiring Harness - Toyota |
| | 094883-01-704 | EA | Housing - 4 Pin - Toyota |
| | 094883-01-705 | EA | Switch Control - Toyota |
| | 084488-02-000 | EA | Filler Neck - Main - Unleaded Fuel |
| | 078040-02-000 | EA | Shroud - Fuel Fill - Upper |
| | 083578-01-000 | EA | Boot - Fuel Fill |
| | 084235-01-000 | EA | Support - Flange - Fuel Fill Boot |
| | 084837-01-000 | EA | Wheelwell - Plastic |
| | 084602-07-000 | EA | Bumper - Rear - Square - 83.5" - Off White |
| | 097808-01-000 | EA | Bracket - Bumper |
| | 039779-01-000 | EA | Cap - Rear Bumper - 4" x 4" - Black |
| | M00080-65-000 | EA | Wheel/Tire Asm. - Toyota |
| | M00080-65-700 | EA | Carrier - Spare Tire - Toyota |
| | 084773-01-000 | EA | Bracket - Spare Tire Mounting |

CURTAIN, CUSHION & PAD GROUP

NOTICE

In order to assist our Part Sales Dept. in providing interior software items, please include the serial number and the color code number from the vehicle certification label when ordering. This label is located on the left sidewall at the end of the dash (A-Body), or on the driver's door latch plate (C-Body).

An example of a color code number is P31, which designates an overall color scheme of a particular unit. The color listed after the item description on the microfiche, indicates the overall unit color. Order the item you desire according to unit color code.



NOTE: Use this illustration when determining length and width measurements for curtains. You will note the width measurement is taken on the top of the curtain with the curtain fully extended. The length measurement is taken from top to bottom.

CURTAIN & CUSHION HARDWARE

| Key | Part Number | U/M | Description |
|-----|---------------|-----|---|
| | 083801-03-000 | EA | Track - Shower Curtain - Off White |
| | 009136-01-000 | EA | Pin - Shower Curtain |
| | 089916-01-000 | EA | Mount - Window Leg - Black |
| | 039175-03-000 | EA | Rod - Cafe Curtain - 28" - 48" |
| | 039175-01-000 | EA | Rod - Cafe Curtain - 48" - 84" |
| | 039175-02-000 | EA | Bracket - Curtain Rod - Cafe Extension |
| | 039175-05-000 | EA | Bracket - Curtain Rod - Center |
| | 056003-01-000 | EA | Bracket - Drapery Retainer - Right |
| | 056003-02-000 | EA | Bracket - Drapery Retainer - Left |
| | 084434-01-000 | EA | Bracket - Roller Shade Mounting - 1 3/8" |
| | 084432-06-000 | FT | Slat - Roller Shade - Plastic |
| | 087253-01-000 | EA | Pull - Roller Shade - Plastic |
| | 086276-01-000 | EA | Tape - Double Sided - 1/2" |
| | 078394-01-000 | FT | Trim - Half Round - Gold - 7/16" (Valance Pad) |
| | 089522-02-000 | EA | Panel - Plastic Leg - 31.5" - Black (Valance Pad) |
| | 097565-01-000 | EA | Bracket - Mounting - Pleated Blind |
| | 094896-02-000 | EA | Grommet - Cord - Pleated Blind |
| | 094907-02-000 | EA | End Cap - Top - Pleated Blind |
| | 094907-03-000 | EA | End Cap - Bottom - Pleated Blind |
| | 097591-01-000 | EA | Spring - Extension - Pleated Blind |
| | 097592-01-000 | EA | Bobbin - Cord - Elevated Blind Holdup - Clear Plastic |
| | 097593-01-000 | FT | Cord - Pleated Blind (AA3) |
| | 097593-02-000 | FT | Cord - Pleated Blind (AA4) |
| | 089335-01-000 | FT | Track - Curtain - Brown Plastic |
| | 081381-01-000 | EA | Guide - Curtain Track - White |

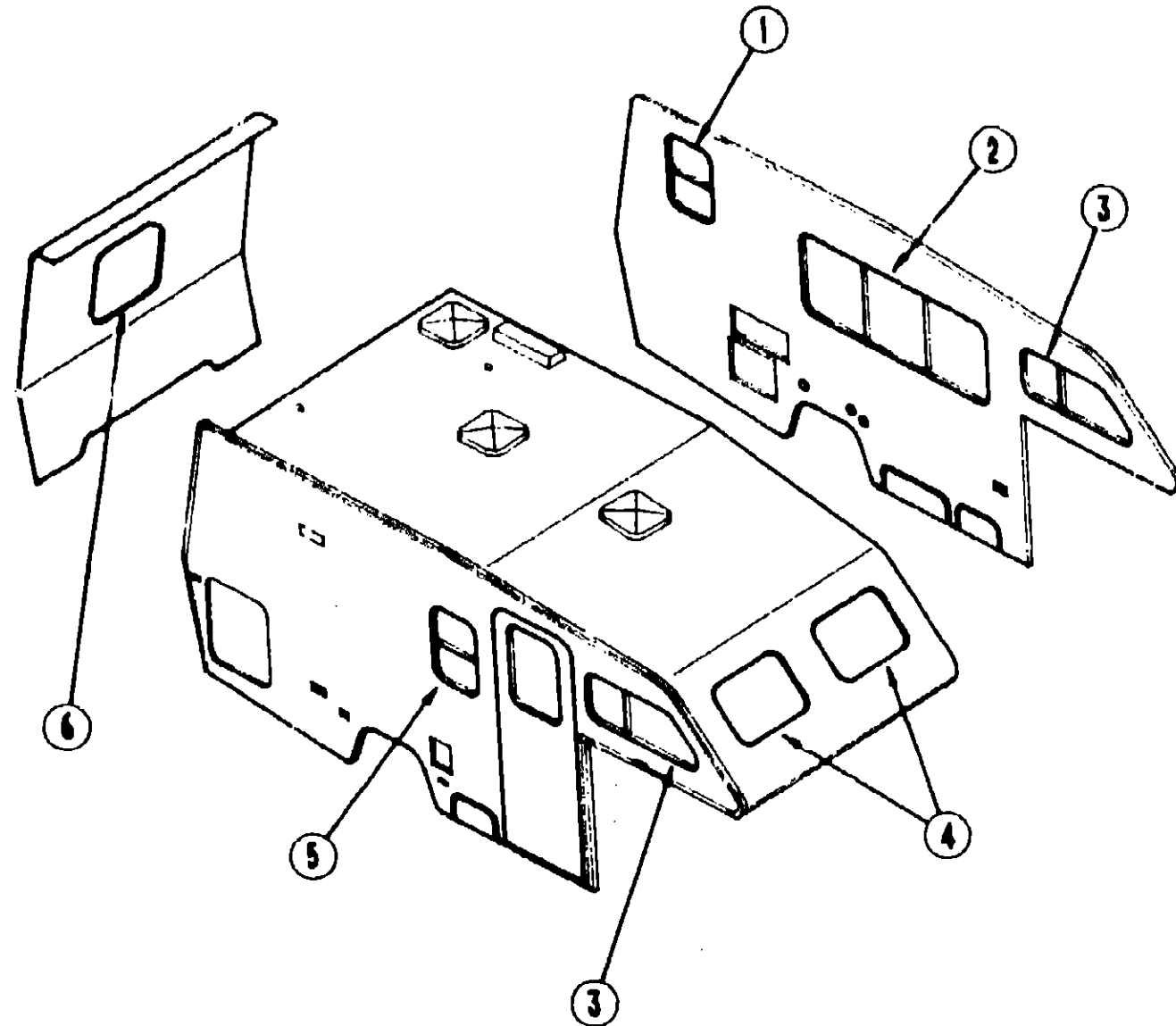
1990 WINNEBAGO TABLE OF CONTENTS

| | |
|------------------------------|-------------|
| INTRODUCTION | A-01 - A-02 |
| ABBREVIATIONS | A-03 |
| ALPHABETICAL/GROUP REFERENCE | A-04 - A-06 |
| WT319RB | A-07 - C-18 |
| WT320RC | C-17 - E-18 |
| WC323RC | E-19 - I-02 |

1990 WT320RC INDEX

| | |
|------------------------------------|-------------|
| Floor Plan | C-17 - C-18 |
| Accessories Group | C-19 |
| Bath Group | C-20 |
| Chassis Group | C-21 |
| Curtain, Cushion & Pad Group | C-22 - D-03 |
| Dinette Group | D-04 - D-05 |
| Driver's Compartment Group | D-06 |
| Electrical Group | D-07 - D-08 |
| Exterior Body Group | D-09 - D-12 |
| Galley Group | D-13 - D-15 |
| Heating & Air Conditioning Group | D-16 - D-17 |
| Interior Finish Group | D-18 - D-20 |
| Labels Group | D-21 - E-04 |
| LP Group | E-05 |
| Lounge Group | E-06 |
| Sealants & Fasteners Group | E-07 - E-08 |
| Water & Sewage Group | E-09 - E-10 |
| Window, Vent & Exterior Door Group | E-11 - E-18 |

CURTAIN, CUSHION & PAD GROUP (CONTINUED)



CURTAINS, SHADES, VALANCES & TIEBACKS

| Key | Part Number | U/M | Description |
|-----|---------------|-----|--|
| 1 | 069777-02-000 | EA | Valance Asm. - Plastic - Off White |
| 1 | 084755-56-AA3 | EA | Shade - Pull - 19.5" |
| 1 | 084755-56-AA4 | EA | Shade - Pull - 19.5" |
| 2 | 099194-01-AA3 | EA | Valance Asm. w/Wood Trim - 67.5" (AA3) |
| 2 | 099194-01-AA4 | EA | Valance Asm. w/Wood Trim - 67.5" (AA4) |
| 2 | 093454-02-Y05 | EA | Curtain Asm. w/Snap Top - 15" x 27.5" Drop (AA3) |
| 2 | 093454-02-AA4 | EA | Curtain Asm. w/Snap Top - 15" x 27.5" Drop (AA4) |
| 2 | 096335-01-AA3 | EA | Blind - Pleated - 60" x 26.5" Drop (AA3) |
| 2 | 096335-01-AD3 | EA | Blind - Pleated - 60" x 26.5" Drop (AA3) |
| 2 | 096335-01-AA4 | EA | Blind - Pleated - 60" x 26.5" Drop (AA4) |
| 3 | 073323-46-AA3 | EA | Curtain w/Rod Top & Bottom - 17.5" x 24" |
| 3 | 073323-46-AA4 | EA | Curtain w/Rod Top & Bottom - 17.5" x 24" |
| 4 | 073323-45-AA3 | EA | Curtain w/Rod Top & Bottom - 21" x 30" |
| 4 | 073323-45-AA4 | EA | Curtain w/Rod Top & Bottom - 21" x 30" |

CURTAIN, CUSHION & PAD GROUP (CONTINUED)

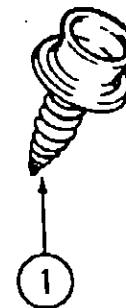
CURTAINS, SHADES, VALANCES & TIEBACKS (CONTINUED)

| Key | Part Number | U/M | Description |
|-----|---------------|-----|---|
| 5 | 099194-17-AA3 | EA | Valance Asm. w/Wood Trim - 21.5" (AA3) |
| 5 | 099194-17-AA4 | EA | Valance Asm. w/Wood Trim - 21.5" (AA4) |
| 5 | 093454-02-Y05 | EA | Curtain w/Snap Top - 15" x 27.5" Drop (AA3) |
| 5 | 093454-02-Y04 | EA | Curtain w/Snap Top - 15" x 27.5" Drop (AA4) |
| 5 | 096335-35-AA3 | EA | Blind - Pleated - 18.5" x 26.5" Drop (AA3) |
| 5 | 096335-35-AD3 | EA | Blind - Pleated - 18.5" x 26.5" Drop (AA3) |
| 5 | 096355-35-AA4 | EA | Blind - Pleated - 18.5" x 26.5" Drop (AA4) |
| 6 | 099194-33-AA3 | EA | Valance Asm. w/Wood Trim - 35.5" |
| 6 | 099194-33-AA4 | EA | Valance Asm. w/Wood Trim - 35.5" |
| 6 | 096335-34-AA3 | EA | Blind - Pleated - 32.5" x 26" Drop (AA3) |
| 6 | 096335-34-AD3 | EA | Blind - Pleated - 32.5" x 26" Drop (AA3) |
| 6 | 096335-34-AA4 | EA | Blind - Pleated - 32.5" x 26" Drop (AA4) |
| | 076892-03-AA3 | EA | Curtain w/Snap Top - Privacy - 35" x 55" |
| | 076892-03-AA4 | EA | Curtain w/Snap Top - Privacy - 35" x 55" |
| | 073260-24-AA3 | EA | Tieback - 2" x 14" |
| | 073260-24-AA4 | EA | Tieback - 2" x 14" |
| | 084481-04-000 | EA | Curtain - Shower - 66" x 62" - Vinyl |

* These parts are used from 5/5/90 on.

FABRICS, TRIMS & PADS

| Key | Part Number | U/M | Description |
|-----|---------------|-----|---|
| | 096008-03-000 | YD | Fabric - Upholstery - Main - Hyacinth (AA3) |
| | 096008-04-000 | YD | Fabric - Upholstery - Main - Geranium (AA4) |
| | 088274-33-000 | YD | Fabric - Upholstery - Accent - Blue (AA3) |
| | 096008-25-000 | YD | Fabric - Upholstery - Accent - Geranium (AA4) |
| | 072333-61-000 | YD | Fabric - Drapery - Pacific (Privacy) (AA3) |
| | 072333-71-000 | YD | Fabric - Drapery - Chantilly (Privacy) (AA4) |
| | 087272-01-000 | YD | Fabric - Drapery - Lining - 48" - Ivory |
| | 072333-78-000 | YD | Fabric - Drapery - Driftwood (Pull Shades) |
| | 075244-02-000 | YD | Vinyl - Beige (Shower Curtain) |
| | 079680-09-000 | YD | Vinyl - Off White (Assist Handle) |
| | 079680-07-000 | YD | Vinyl - Beige (Wingwall Pad) |
| | 086120-01-AA3 | EA | Pad Asm. - Map Pocket - 12" x 16" |
| | 086120-01-AA4 | EA | Pad Asm. - Map Pocket - 12" x 16" |
| | 081519-10-AA3 | EA | Pad Asm. - Dinette Backrest - Front (AA3) |
| | 081519-10-AA4 | EA | Pad Asm. - Dinette Backrest - Front (AA4) |
| | 081519-11-AA3 | EA | Pad Asm. - Dinette Backrest - Rear (AA3) |
| | 081519-11-AA4 | EA | Pad Asm. - Dinette Backrest - Rear (AA4) |



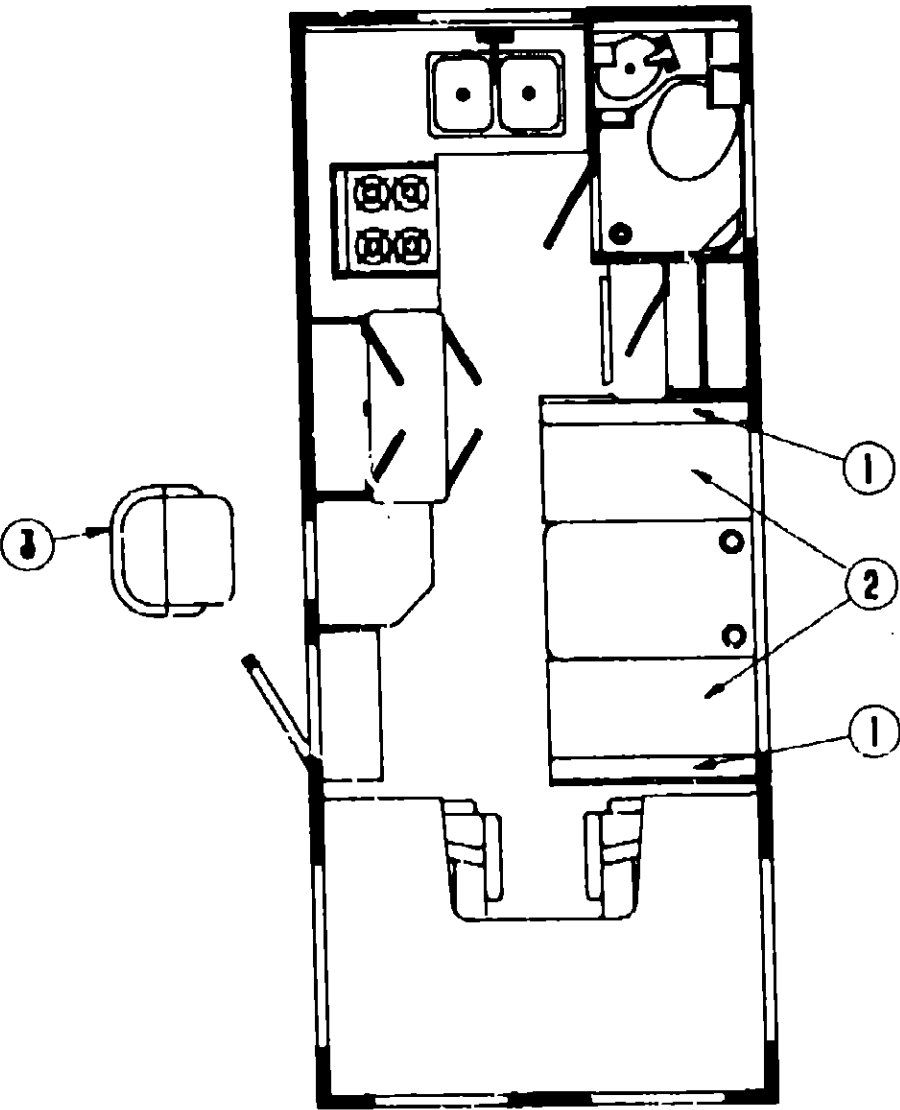
| Key | Part Number | U/M | Description |
|-----|---------------|-----|--------------------------------------|
| 1 | 029130-01-000 | EA | Socket - Snap Fastener |
| 2 | 029155-01-000 | EA | Cap - Snap - .156" Dia. x 17" Barrel |
| 3 | 029156-01-000 | EA | Socket - Snap Fastener |
| 4 | 029092-01-000 | EA | Stud - Nickel Finish |
| 5 | 029093-01-000 | EA | Eyelet - Nickel Finish |

1990 WINNEBAGO TABLE OF CONTENTS

| | |
|------------------------------|-------------|
| INTRODUCTION | A-01 - A-02 |
| ABBREVIATIONS | A-03 |
| ALPHABETICAL/GROUP REFERENCE | A-04 - A-06 |
| WT319RB | A-07 - C-18 |
| WT320RC | C-17 - E-18 |
| WC323RC | E-19 - I-02 |

1990 WT320RC INDEX

| | |
|------------------------------------|-------------|
| Floor Plan | C-17 - C-18 |
| Accessories Group | C-19 |
| Bath Group | C-20 |
| Chassis Group | C-21 |
| Curtain, Cushion & Pad Group | C-22 - D-03 |
| Dinette Group | D-04 - D-05 |
| Driver's Compartment Group | D-06 |
| Electrical Group | D-07 - D-08 |
| Exterior Body Group | D-09 - D-12 |
| Galley Group | D-13 - D-15 |
| Heating & Air Conditioning Group | D-16 - D-17 |
| Interior Finish Group | D-18 - D-20 |
| Labels Group | D-21 - E-04 |
| LP Group | E-05 |
| Lounge Group | E-06 |
| Sealants & Fasteners Group | E-07 - E-08 |
| Water & Sewage Group | E-09 - E-10 |
| Window, Vent & Exterior Door Group | E-11 - E-18 |



DINETTE CUSHIONS

| Key | Part Number | U/M | Description |
|--|---------------|-----|---|
| 1 | 088927-44-AA3 | EA | Cushion Asm. - Dinette Back - 12.5" x 38" x 5" |
| 1 | 088927-44-AA4 | EA | Cushion Asm. - Dinette Back - 12.5" x 38" x 5" |
| *1 | 088927-49-AA3 | EA | Cushion Asm. - Angled - Dinette Back - 13.5" x 38" x 5" |
| *1 | 088927-49-AA4 | EA | Cushion Asm. - Angled - Dinette Back - 13.5" x 38" x 5" |
| | M88927-44-AA3 | EA | Cover Asm. - Dinette Back Cushion |
| | M88927-44-AA4 | EA | Cover Asm. - Dinette Back Cushion |
| | M88927-49-AA3 | EA | Cover Asm. - Angled Dinette Back Cushion |
| | M88927-49-AA4 | EA | Cover Asm. - Angled Dinette Back Cushion |
| 2 | 088927-40-AA8 | EA | Cushion Asm. - Dinette Bottom - 22" x 38" x 5" |
| 2 | 088927-40-AA9 | EA | Cushion Asm. - Dinette Bottom - 22" x 38" x 5" |
| | M88927-40-AA8 | EA | Cover Asm. - Dinette Bottom Cushion |
| | M88927-40-AA9 | EA | Cover Asm. - Dinette Bottom Cushion |
| | 096008-03-000 | YD | Fabric - Dinette Cushion - Hyacinth (AA3) |
| | 096008-04-000 | YD | Fabric - Dinette Cushion - Geranium (AA4) |
| * These parts were only used from 11/27/89 on. | | | |

SWIVEL CHAIR (OPTION 36W)

| Key | Part Number | U/M | Description |
|-----|---------------|-----|--|
| 3 | 096429-02-A93 | EA | Swivel Chair Asm. - Aria (AA3) |
| 3 | 096429-02-A94 | EA | Swivel Chair Asm. - Aria (AA4) |
| | M96429-02-A93 | EA | Cover Asm. - Swivel Chair - Aria (AA3) |
| | M96429-02-A94 | EA | Cover Asm. - Swivel Chair - Aria (AA4) |
| | 099202-01-A93 | EA | Skirt Asm. - Swivel Chair - Aria (AA3) |
| | 099202-01-A94 | EA | Skirt Asm. - Swivel Chair - Aria (AA4) |
| | 088274-33-000 | YD | Fabric - Upholstery - Blue (AA3) |
| | 096008-25-000 | YD | Fabric - Upholstery - Geranium (AA4) |
| | 088245-01-000 | EA | Base - Swivel Chair w/Logs |
| | 088245-03-000 | EA | Plate - Swivel Top w/o Tilt - w/Lock |
| | 088245-06-000 | EA | Extension - Chair Base - 7" |
| | 007021-01-000 | EA | Seat Belt - 2" x 90" - Black |
| | 057759-01-000 | EA | Washer Bracket - Seat Belt - 4" Dia. |
| | 069705-02-000 | EA | Bar - Seat Belt |

1990 WINNEBAGO
TABLE OF CONTENTS

| | |
|------------------------------|-------------|
| INTRODUCTION | A-01 - A-02 |
| ABBREVIATIONS | A-03 |
| ALPHABETICAL/GROUP REFERENCE | A-04 - A-06 |
| WT319RB | A-07 - C-16 |
| WT320RC | C-17 - E-18 |
| WC323RC | E-19 - I-02 |

1990 WT320RC INDEX

| | |
|------------------------------------|-------------|
| Floor Plan | C-17 - C-18 |
| Accessories Group | C-19 |
| Bath Group | C-20 |
| Chassis Group | C-21 |
| Curtain, Cushion & Pad Group | C-22 - D-03 |
| Dinette Group | D-04 - D-05 |
| Driver's Compartment Group | D-06 |
| Electrical Group | D-07 - D-08 |
| Exterior Body Group | D-09 - D-12 |
| Galley Group | D-13 - D-15 |
| Heating & Air Conditioning Group | D-16 - D-17 |
| Interior Finish Group | D-18 - D-20 |
| Labels Group | D-21 - E-04 |
| LP Group | E-05 |
| Lounge Group | E-06 |
| Sealants & Fasteners Group | E-07 - E-08 |
| Water & Sewage Group | E-09 - E-10 |
| Window, Vent & Exterior Door Group | E-11 - E-18 |

CURTAIN, CUSHION & PAD GROUP (CONTINUED)

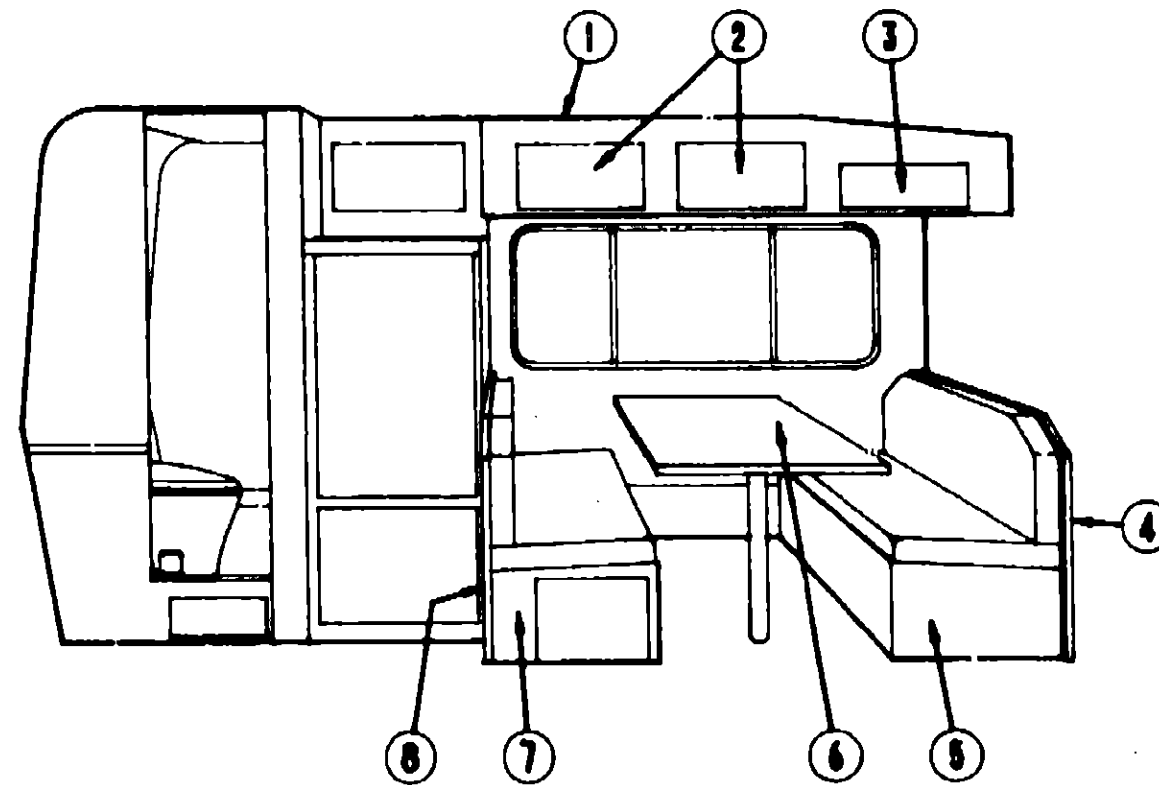
BUCKET SEAT COVERS

| Key | Part Number | U/M | Description |
|-----|---------------|-----|--------------------------------------|
| | M86740-04-AA3 | EA | Cover Asm. - Bucket Seat - Passenger |
| | M86740-04-AA4 | EA | Cover Asm. - Bucket Seat - Passenger |
| | M86740-05-AA3 | EA | Cover Asm. - Bucket Seat - Driver |
| | M86740-05-AA4 | EA | Cover Asm. - Bucket Seat - Driver |
| | 096008-03-000 | YD | Fabric - Main - Hyacinth (AA3) |
| | 096008-04-000 | YD | Fabric - Main - Geranium (AA4) |
| | 086274-33-000 | YD | Fabric - Accent - Blue (AA3) |
| | 096008-25-000 | YD | Fabric - Accent - Geranium (AA4) |

FRONT OVERHEAD BUNK CUSHIONS

| Key | Part Number | U/M | Description |
|-----|---------------|-----|--|
| | 084753-03-AA3 | EA | Cushion Asm. - U-Shaped - 52" x 81" x 4" |
| | 084753-03-AA4 | EA | Cushion Asm. - U-Shaped - 52" x 81" x 4" |
| | M84753-03-AA3 | EA | Cover Asm. - U-Shaped Cushion |
| | M84753-03-AA4 | EA | Cover Asm. - U-Shaped Cushion |
| | 084753-04-AA3 | EA | Cushion Asm. - Filler - 24" x 41" x 4" |
| | 084753-04-AA4 | EA | Cushion Asm. - Filler - 24" x 41" x 4" |
| | M84753-04-AA3 | EA | Cover Asm. - Filler Cushion |
| | M84753-04-AA4 | EA | Cover Asm. - Filler Cushion |
| | 096008-03-000 | YD | Fabric - Patterned Accent - Hyacinth (AA3) |
| | 096008-04-000 | YD | Fabric - Patterned Accent - Geranium (AA4) |

DINETTE GROUP



DINETTE CABINETRY

| Key | Part Number | U/M | Description |
|-----|--|-----|---|
| 1 | M04107-01-AA3 | EA | Cabinet - Dinette Overhead - w/o Doors or Hardware |
| 2 | M96652-66-A93 | EA | Door - Dinette Overhead - 10" x 19" - w/o Hardware |
| 3 | M96652-62-A93 | EA | Door - Dinette Overhead - 25.2" x 7" - w/o Hardware |
| 4 | M03968-01-AA3 | EA | Cabinet - Seat Back - Front |
| 5 | M03968-01-AA3 | EA | Cabinet - Seat Base - Front - US |
| †6 | M02115-09-AA8 | EA | Table - Dinette - w/o Edge Band or Hardware (AA3) |
| †6 | M02115-09-AA9 | EA | Table - Dinette - w/o Edge Band or Hardware (AA4) |
| 7 | M03968-03-AA3 | EA | Cabinet - Seat Base - Rear |
| 8 | M03968-02-AA3 | EA | Cabinet - Seat Back - Rear |
| † | The breakdown of this item is on the following page. | | |

1990 WINNEBAGO TABLE OF CONTENTS

| | |
|------------------------------|-------------|
| INTRODUCTION | A-01 - A-02 |
| ABBREVIATIONS | A-03 |
| ALPHABETICAL/GROUP REFERENCE | A-04 - A-06 |
| WT319R3 | A-07 - C-16 |
| WT320RC | C-17 - E-18 |
| WC323RC | E-19 - I-02 |

1990 WT320RC INDEX

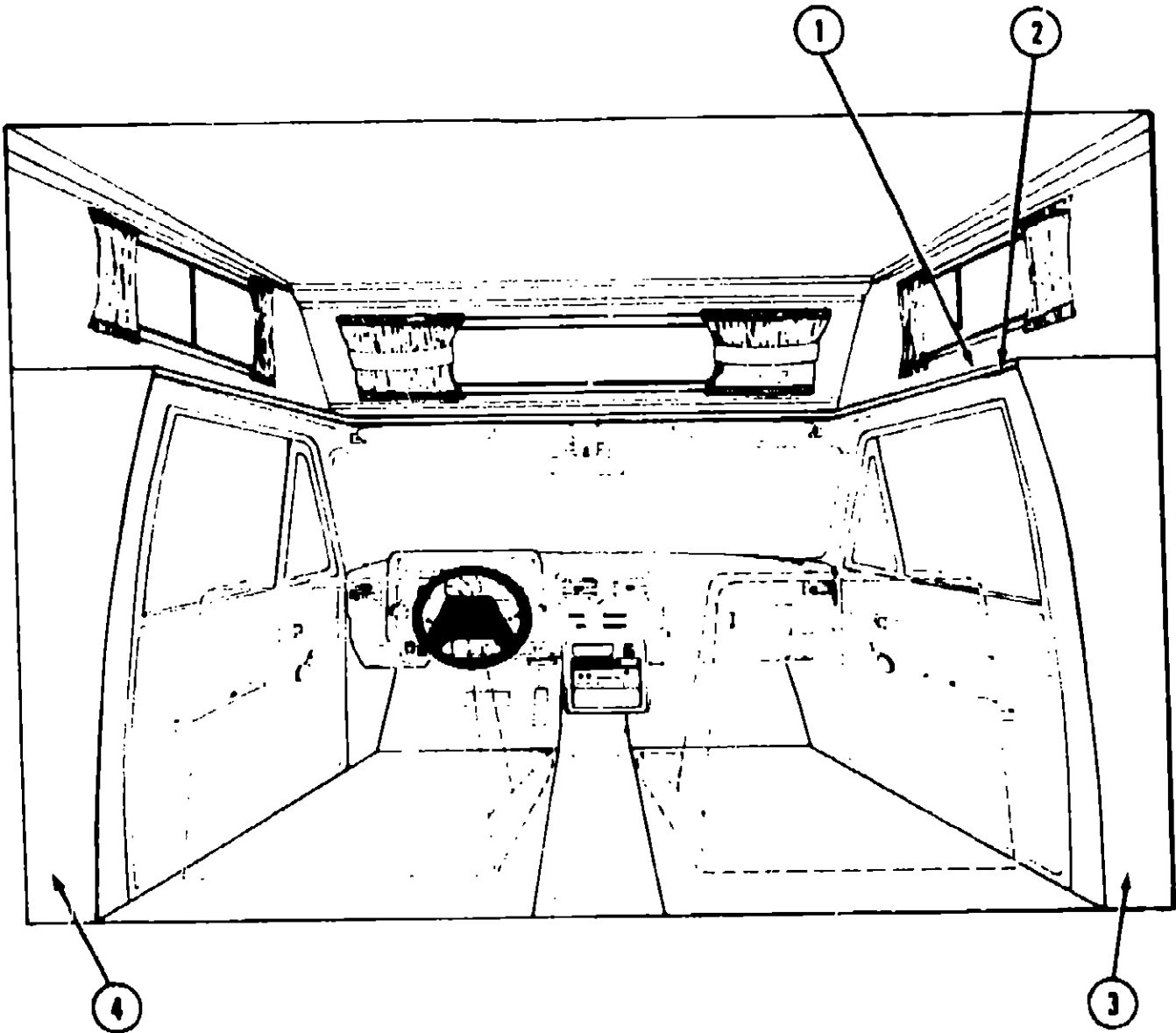
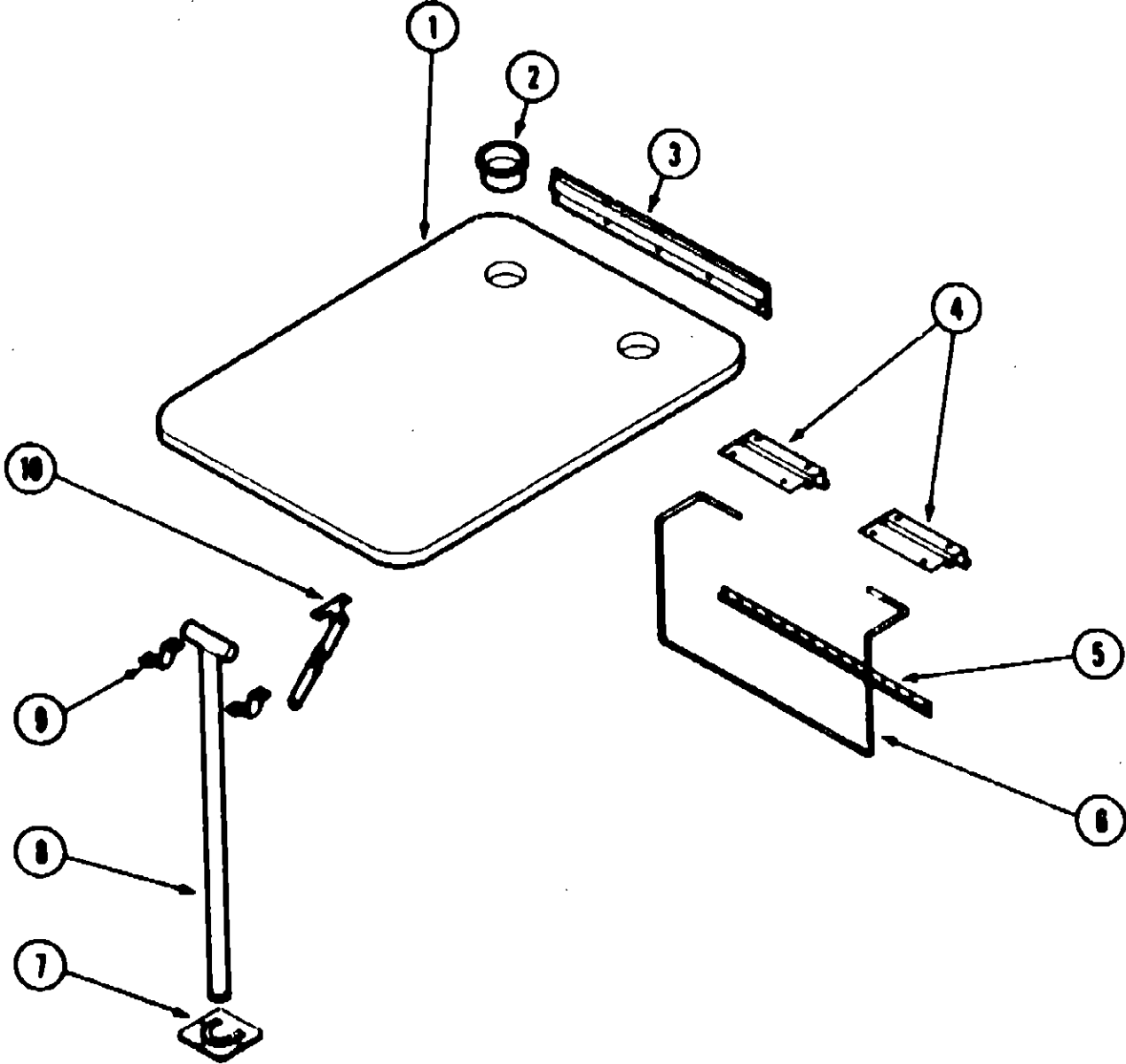
| | |
|------------------------------------|-------------|
| Floor Plan | C-17 - C-18 |
| Accessories Group | C-19 |
| Bath Group | C-20 |
| Chassis Group | C-21 |
| Curtain, Cushion & Pad Group | C-22 - D-03 |
| Dinette Group | D-04 - D-05 |
| Driver's Compartment Group | D-06 |
| Electrical Group | D-07 - D-08 |
| Exterior Body Group | D-09 - D-12 |
| Galley Group | D-13 - D-15 |
| Heating & Air Conditioning Group | D-16 - D-17 |
| Interior Finish Group | D-18 - D-20 |
| Labels Group | D-21 - E-04 |
| LP Group | E-05 |
| Lounge Group | E-06 |
| Sealants & Fasteners Group | E-07 - E-08 |
| Water & Sewage Group | E-09 - E-10 |
| Window, Vent & Exterior Door Group | E-11 - E-18 |

DINETTE GROUP (CONTINUED)

DRIVER'S COMPARTMENT GROUP

1990 WINNEBAGO
TABLE OF CONTENTS

| | |
|------------------------------|-------------|
| INTRODUCTION | A-01 - A-02 |
| ABBREVIATIONS | A-03 |
| ALPHABETICAL GROUP REFERENCE | A-04 - A-06 |
| WT319RB | A-07 - C-16 |
| WT320RC | C-17 - E-18 |
| WC323RC | E-19 - I-02 |



DINETTE TABLE & HARDWARE

| Key | Part Number | U/M | Description |
|-----|---------------|-----|--|
| 1 | M02946-50-AE8 | EA | Table - Dinette - w/o Edge Band or Hardware (AA3) |
| 1 | M02946-50-AE8 | EA | Table - Dinette - w/o Edge Band or Hardware (AA4) |
| 2 | 084781-06-000 | EA | Cup Holder - Two Stage - Beige |
| 3 | 063200-08-000 | EA | Bracket - Table Support - Upper Wall Mount - 18.5" - Beige |
| 4 | 088410-01-000 | EA | Bracket - Lft - Table Mounted - Beige |
| 5 | 024281-11-000 | EA | Bracket - Left - Rod - Lower Wall Mount - 17.12" - Beige |
| 6 | 024278-11-000 | EA | Rod - Table Lft - 8" x 18.5" - Beige |
| 7 | 048483-01-000 | EA | Catch - Table Leg - Floor Mounted - Beige |
| 8 | 024278-21-000 | EA | Leg Arm - Table - Beige |
| 9 | 064080-03-000 | EA | Clamp - Saddle - Leg Hinge - Tan |
| 10 | 024282-01-000 | EA | Brace - Table Leg - Hinged |
| | 024283-01-000 | EA | Clip - Leg - 1" x 1.12" OD - Black |
| | 081286-01-U01 | EA | Support - Base - Dinette |

MISCELLANEOUS DINETTE HARDWARE

| Key | Part Number | U/M | Description |
|-----|---------------|-----|--|
| | 069777-02-000 | EA | Hinge - Cabinet Door - Burnished Brass |
| | 087800-01-000 | EA | Latch - Flush Mount - Dark Brown |
| | 074483-02-000 | EA | Support - Overhead Doc. - Sprung |
| | 067738-01-000 | EA | Bracket - Seat Belt Washer - 4" |
| | 007021-01-000 | EA | Seat Belt - 2" x 90" - Black |

MISCELLANEOUS DRIVER'S COMPARTMENT COMPONENTS

| Key | Part Number | U/M | Description |
|-----|---------------|-----|---|
| 1 | M98858-01-A93 | EA | Panel Asm. - Sleeper Board w/o Vinyl |
| 2 | 079800-06-000 | EA | Trim - Front - Sleeper Board - Off White |
| | 080742-03-000 | EA | Insert - Trim - Sleeper Board - Vinyl - Off White |
| 3 | M95402-01-000 | EA | Wingwall Transition - Inner - Passenger Side |
| 4 | M95402-02-000 | EA | Wingwall Transition - Inner - Driver Side |
| | 088120-01-AA3 | EA | Pad - Map Pocket - 12" x 18" |
| | 088120-01-AA4 | EA | Pad - Map Pocket - 12" x 18" |
| | 007021-01-000 | EA | Seat Belt - 2" x 90" - Black |
| | 067738-01-000 | EA | Washer - Seat Belt Bracket - 4" Dia. |
| | 091178-01-AA3 | EA | Floor Mat - Driver |
| | 091179-01-AA3 | EA | Floor Mat - Passenger |

RADIO & RELATED COMPONENTS

| Key | Part Number | U/M | Description |
|-----|---------------|-----|---|
| | 080882-01-000 | EA | Radio - AM/FM Cassette - Electronic Tune |
| | 080051-02-000 | EA | Speaker - 4" - Round |
| | 080288-02-U00 | EA | Wire Asm. - Speaker/Power |
| | 005081-01-000 | EA | Clip |
| | 080060-01-000 | EA | Antenna |
| | 084424-01-000 | EA | Plug - Rubber - Antenna Hole |
| | 080062-03-000 | EA | Trim Kit - Radio Mounting w/90° Antenna Adapter |

1990 WT320RC INDEX

| | |
|------------------------------------|-------------|
| Floor Plan | C-17 - C-18 |
| Accessories Group | C-19 |
| Bath Group | C-20 |
| Chassis Group | C-21 |
| Curtain, Cushion & Pad Group | C-22 - D-03 |
| Dinette Group | D-04 - D-05 |
| Driver's Compartment Group | D-06 |
| Electrical Group | D-07 - D-08 |
| Exterior Body Group | D-09 - D-12 |
| Galley Group | D-13 - D-15 |
| Heating & Air Conditioning Group | D-16 - D-17 |
| Interior Finish Group | D-18 - D-20 |
| Labels Group | D-21 - E-04 |
| LP Group | E-05 |
| Lounge Group | E-06 |
| Sealants & Fasteners Group | E-07 - E-08 |
| Water & Sewage Group | E-09 - E-10 |
| Window, Vent & Exterior Door Group | E-11 - E-18 |

ELECTRICAL GROUP

BULBS

| Key | Part Number | U/M | Description |
|-----|---------------|-----|-----------------------------|
| | 082888-01-709 | EA | Bulb - 912 (Stove Hood) |
| | 008218-01-000 | EA | Bulb - 1141 (Dome Light) |
| | 008213-01-000 | EA | Bulb - 57 (Clearance Light) |
| | 008215-01-000 | EA | Bulb - 1003 (Porch Light) |
| | 087479-01-000 | EA | Bulb - 1076 (Dome Light) |

FUSES & CIRCUIT BREAKERS

| Key | Part Number | U/M | Description |
|-----|---------------|-----|--|
| | 082901-05-000 | EA | Fuse - 15 Amp. - Automotive |
| | 008211-01-000 | EA | Circuit Breaker - 6 Amp. - 12 Volt |
| | 083209-01-000 | EA | Circuit Breaker - 15 Amp. - 120 Volt |
| | 033573-02-000 | EA | Circuit Breaker - 15 Amp. - 12 Volt |
| | 083209-05-000 | EA | Circuit Breaker - 20 Amp. - 120 Volt |
| | 094811-01-000 | EA | Circuit Breaker - 20/20 Amp. - 120 Volt (Export) |
| | 008288-01-000 | EA | Circuit Breaker - 30 Amp. - 12 Volt |
| | 094810-01-000 | EA | Circuit Breaker - 30/30 Amp. - 120 Volt (Export) |
| | 008208-01-000 | EA | Circuit Breaker - 40 Amp. - 12 Volt |
| | 083209-08-000 | EA | Circuit Breaker Blank |
| | 044486-03-000 | EA | Circuit Breaker w/Mounting Bracket |

MISCELLANEOUS ELECTRICAL COMPONENTS

| Key | Part Number | U/M | Description |
|-----|---------------|-----|---|
| | 063739-01-700 | EA | Battery - 12 Volt - Storage Group 24 |
| | 008188-01-000 | EA | Solenoid - Dual Battery - Relay |
| | 008037-01-000 | FT | Cable - Battery - 1 AWG - Standard - Black |
| | 072852-01-000 | EA | Smoke Detector w/9 Volt Battery |
| | 082818-01-000 | EA | Converter - 40 Amp. w/Charger |
| | 094809-01-000 | EA | Load Center - 240 Volt - 125 Amp. (Export) |
| | 084454-01-000 | EA | Control Center - 25 Amp. - 120 Volt/12 Volt |

EXTERIOR LIGHTS

| Key | Part Number | U/M | Description |
|-----|---------------|-----|---|
| | 042405-01-000 | EA | Lens - Clearance Light - Red w/Reflex |
| | 042405-02-000 | EA | Lens - Clearance Light - Amber w/Reflex |
| | 042405-03-000 | EA | Base - Rectangular Clearance Light |
| | 081983-01-000 | EA | Gasket - Light - Side Marker |
| | 008213-01-000 | EA | Bulb - #57 |
| | 081838-03-000 | EA | Wedge - Angle Mount - Tail Light |
| | 081838-02-000 | EA | Tail Light - Triple |
| | 088432-01-000 | EA | Light/Bracket - License Plate |
| | 087917-01-01A | EA | Porch Light - Recessed |
| | 087917-01-700 | EA | Lens - Porch Light |
| | 081981-01-000 | EA | Gasket - Porch Light |
| | 008215-01-000 | EA | Bulb - 1003 - Porch Light |

INTERIOR LIGHTS

| Key | Part Number | U/M | Description |
|-----|---------------|-----|-------------------------------------|
| | 088024-01-01A | EA | Dome Light - 1 Bulb - Ivory |
| | 088024-03-01A | EA | Dome Light - 2 Bulb - Ivory |
| | 088024-01-700 | EA | Lens - Dome Light |
| | 008218-01-000 | EA | Bulb - Dome Light - 12 Volt - #1141 |

ELECTRICAL GROUP (CONTINUED)

WIRES, SWITCHES, & RECEPTACLES

| Key | Part Number | U/M | Description |
|-----|---------------|-----|--|
| | 008288-01-000 | EA | Box - Electrical - 3" x 3.5" - Plastic |
| | 093803-01-000 | EA | Box - Electrical - 4" x 2 1/8" x 2 1/8" |
| | 008289-01-000 | EA | Box - Electrical - 4" x 4" - 1/2 & 3/4 Steel |
| | 058049-01-000 | EA | Box - Electrical - 2" x 3" x 2.25" - Steel |
| | 041953-01-000 | FT | Conduit - Convoluted Slt - .5" ID |
| | 008358-01-000 | EA | Connector - Plastic - 3/8" Avg. |
| | 058028-01-000 | EA | Connector - Pigtail - Clear Nylon |
| | 008311-01-000 | EA | Connector - Wire Nut - Red |
| | 008314-01-000 | EA | Connector - Wire Nut - Gray |
| | 008398-01-000 | EA | Connector - 1/2 x 90 - Flex |
| | 008054-01-000 | EA | Cord - Power - 10-3 30 Amp. - 25' |
| | 089238-01-000 | EA | Cover - Electrical Box - 4 x 4 |
| | 053337-01-000 | EA | Cover Plate - Blank - Ivory |
| | 008294-01-000 | EA | Cover Plate - Blank - Steel 4 x 4 (USA) |
| | 008355-01-000 | EA | Connector - 3/4 - Cable Clamping |
| | 088474-09-000 | EA | Housing - Socket |
| | 083910-01-000 | EA | Housing - Relay |
| | 088473-10-000 | EA | Pin - Housing - 2 Position |
| | 088475-01-000 | EA | Pin - Connector |
| | 075736-02-000 | EA | Receptacle/Cover Asm. - Off White (Exterior) |
| | 084077-01-000 | EA | Receptacle Cover - Ivory (Ground Fault Interrupter) |
| | 084078-01-000 | EA | Receptacle - 15 Amp. - 125 Volt - Ivory (Ground Fault Interrupter) |
| | 080015-02-000 | EA | Receptacle - Plug - .185" - 18/14GA - Amp. 3 |
| | 024924-02-000 | EA | Receptacle - Power Cord |
| | 058707-01-000 | EA | Receptacle - Single - Brown |
| | 058708-02-000 | EA | Receptacle - Duplex - Ivory |
| | 007940-01-000 | EA | Receptacle - Slide - 18 to 12 Awg. |
| | 088476-01-000 | EA | Socket - Connector |
| | 079364-01-000 | EA | Switch - On/Off - Rocker - Brass |
| | 079383-03-000 | EA | Switch Plate - Single w/Switch - Brass |
| | 088351-01-01A | EA | Switch Plate - 1 Gang - Polished Brass |
| | 007942-01-000 | EA | Tab - 18 to 14 Awg. Wire |
| | 007949-01-000 | EA | Tab - 14 to 10 Awg. Wire |
| | 007955-01-000 | EA | Tab - HSG - 8 Position |
| | 008328-01-000 | EA | Terminal Ring - 18/14 - 3/8 Stud |
| | 035416-04-000 | EA | Terminal Ring - #10 Stud Fit |
| | 008328-01-000 | EA | Terminal Ring - 12/10 Wire |
| | 008348-01-000 | EA | Terminal Ring - 2 - 3/8 Stud |
| | 008331-01-000 | EA | Terminal Ring - 4 - 3/8 Stud |
| | 008028-01-000 | FT | Wire - 12/2 Romex w/Ground |
| | 008343-01-000 | EA | Wire Tie - 8" |
| | 008343-02-000 | EA | Wire Tie - 14" |

1990 WINNEBAGO
TABLE OF CONTENTS

| | |
|------------------------------|-------------|
| INTRODUCTION | A-01 - A-02 |
| ABBREVIATIONS | A-03 |
| ALPHABETICAL/GROUP REFERENCE | A-04 - A-06 |
| WT319RB | A-07 - C-16 |
| WT320RC | C-17 - E-18 |
| WC323RC | E-19 - I-02 |

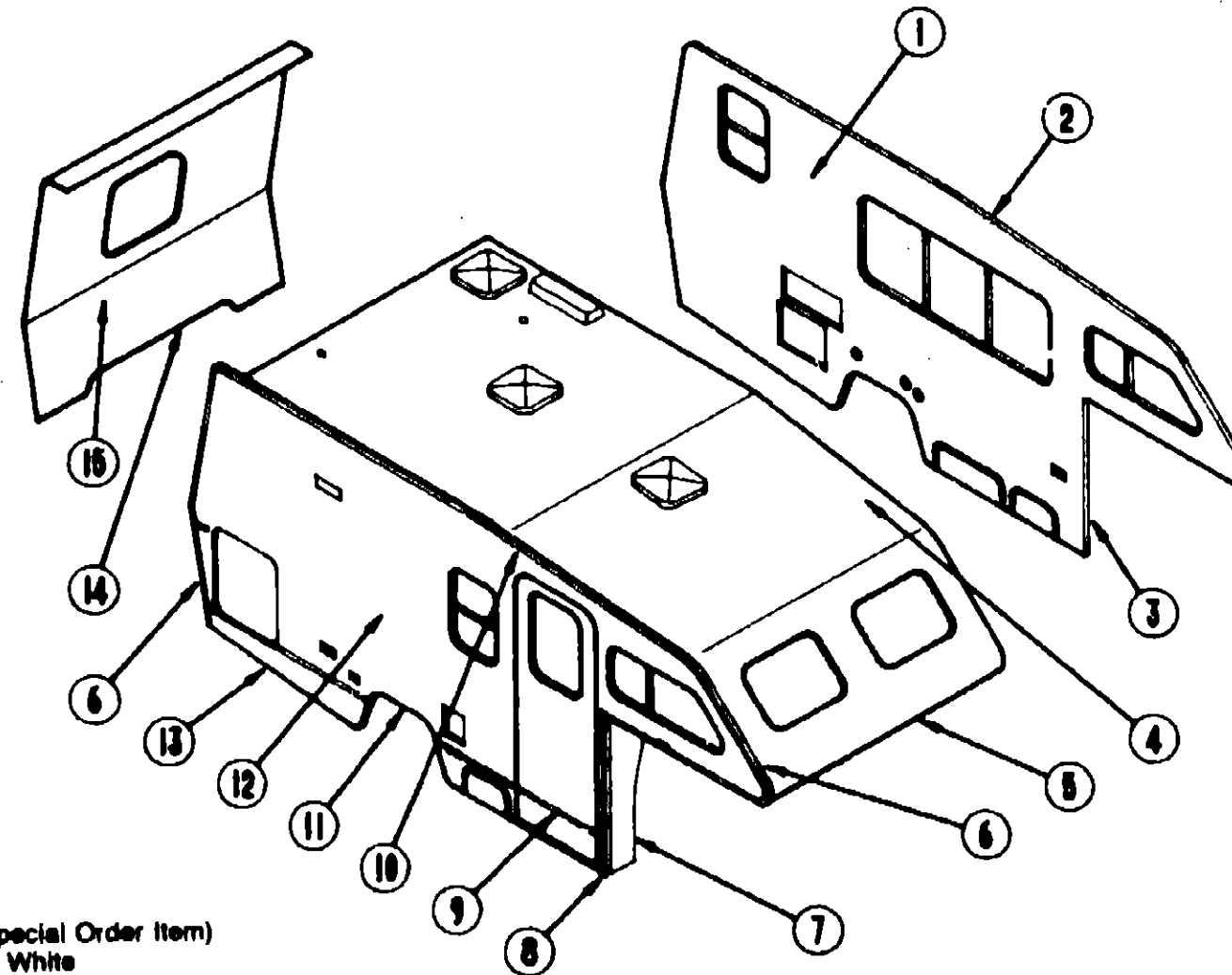
1990 WT320RC INDEX

| | |
|------------------------------------|-------------|
| Floor Plan | C-17 - C-18 |
| Accessories Group | C-19 |
| Bath Group | C-20 |
| Chassis Group | C-21 |
| Curtain, Cushion & Pad Group | C-22 - D-03 |
| Dinette Group | D-04 - D-05 |
| Driver's Compartment Group | D-06 |
| Electrical Group | D-07 - D-08 |
| Exterior Body Group | D-09 - D-12 |
| Galley Group | D-13 - D-15 |
| Heating & Air Conditioning Group | D-16 - D-17 |
| Interior Finish Group | D-18 - D-20 |
| Labels Group | D-21 - E-04 |
| LP Group | E-05 |
| Lounge Group | E-06 |
| Sealants & Fasteners Group | E-07 - E-08 |
| Water & Sewage Group | E-09 - E-10 |
| Window, Vent & Exterior Door Group | E-11 - E-18 |

EXTERIOR BODY GROUP EXTERIOR BODY PANELS & TRIMS

1990 WINNEBAGO TABLE OF CONTENTS

| | |
|------------------------------|-------------|
| INTRODUCTION | A-01 - A-02 |
| ABBREVIATIONS | A-03 |
| ALPHABETICAL/GROUP REFERENCE | A-04 - A-06 |
| WT319RB | A-07 - C-16 |
| WT320RC | C-17 - E-18 |
| WC323RC | E-19 - I-02 |



| Key | Part Number | U/M | Description |
|-----|---------------|-----|--|
| 1 | M99451-01-AA3 | EA | Sidewall Asm. - Driver (Special Order Item) |
| 2 | 088864-01-01A | EA | Trim - Roof Contour - Off White |
| 3 | 088870-04-01A | EA | Trim - Wingwall - Off White |
| 4 | M99454-01-AA3 | EA | Roof Asm. (Special Order Item) |
| 5 | 038844-10-000 | EA | Trim - Sleeper Board - Off White |
| 6 | 088864-01-01A | EA | Trim - Contour - 107" - Front/Rear - Off White |
| 7 | U88880-01-AA3 | EA | Wingwall Asm. - Passenger |
| | 088880-02-AA3 | EA | Wingwall Asm. - Driver |
| 8 | 088870-03-01A | EA | Trim - Wingwall - Off White |
| 9 | 002444-04-002 | EA | Feature Strip - w/o Insert - Extr. - 14' - Off White |
| | 001030-02-100 | EA | Insert - Feature Strip - 17" - Off White |
| | 008731-01-000 | EA | End Cap - Feature Strip |
| 10 | 088864-01-01A | EA | Trim - Roof Contour - Off White |
| 11 | 084440-09-000 | EA | Trim - Wheel Well - Rear - Passenger - Off White |
| | 084440-10-000 | EA | Trim - Wheel Well - Rear - Driver - Off White |
| 12 | M99450-01-AA3 | EA | Sidewall Asm. - Passenger (Special Order Item) |
| 13 | 002778-03-012 | EA | U-Channel - Extrusion - 1.75" x 192" - Off White |
| 14 | 088004-01-000 | EA | Trim - Backwall - Lower - Off White |
| 15 | M99453-01-AA3 | EA | Backwall Asm. |
| | 002385-01-001 | EA | U-Channel - Extrusion - 1" x 18' |
| | 044682-02-000 | EA | Drip Cap - Door Jamb - Mounted - Off White |
| | 078064-88-000 | EA | Fiberglass Sheet - 41" x 170" - Off White |
| | 078064-97-000 | EA | Fiberglass Sheet - 41" x 147" - Off White |
| | 078064-98-000 | EA | Fiberglass Sheet - 48" x 207" - Off White |
| | 078064-82-000 | EA | Fiberglass Sheet - 48" x 238" - Off White |
| | 078064-A1-000 | EA | Fiberglass Sheet - 48" x 88" - Off White |
| | 078064-A2-000 | EA | Fiberglass Sheet - 25" x 48" - Off White |
| | 001064-01-011 | EA | Aluminum - No Design - 48" x 98" - Roof - Off White |
| | 000888-01-000 | SF | Styrofoam - 3/4" x 24" x 98" (16 SF) |
| | 000870-02-000 | SF | Styrofoam - 1.5" x 48" x 98" (32 SF) |

MISCELLANEOUS EXTERNALLY MOUNTED PARTS

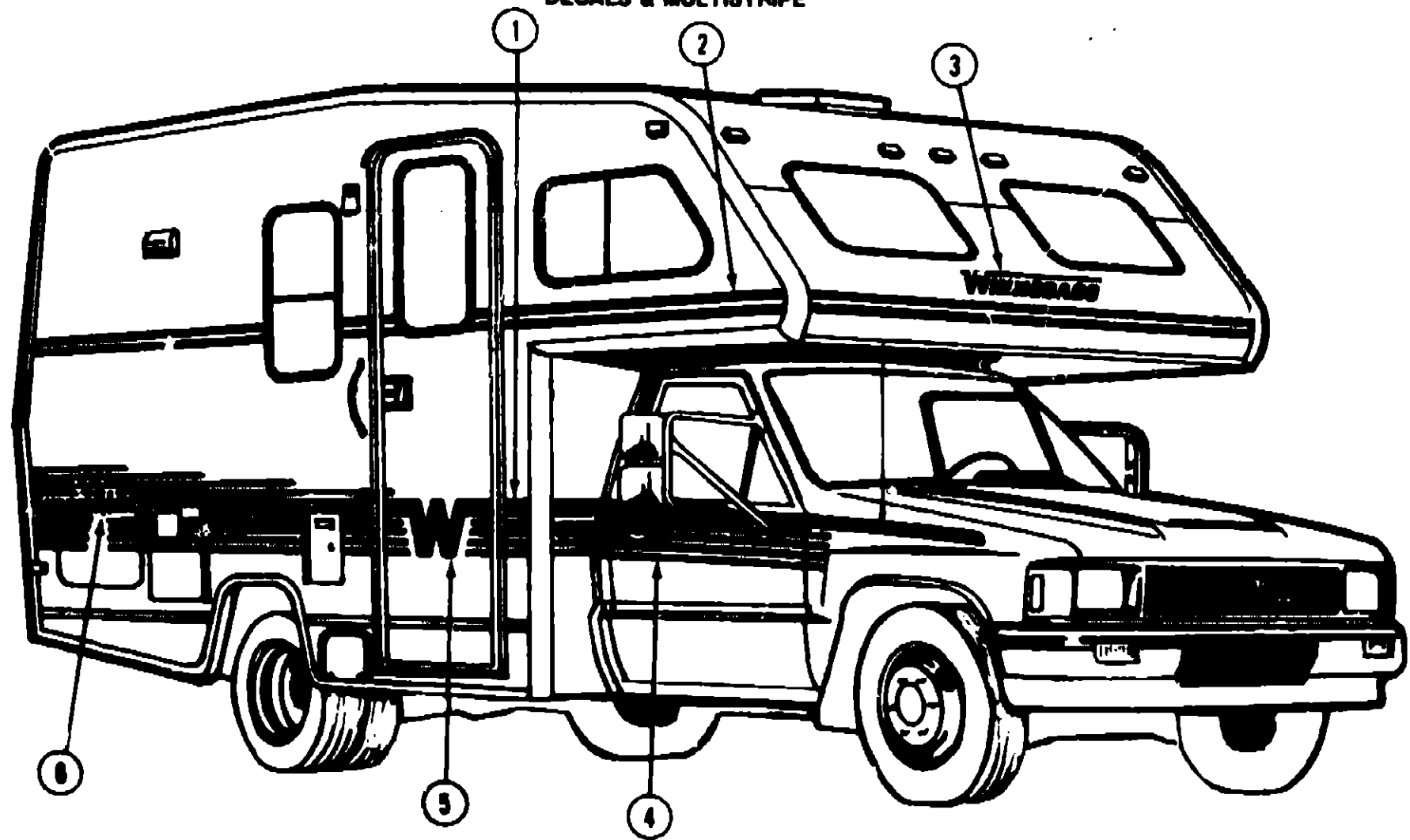
| Key | Part Number | U/M | Description |
|-----|---------------|-----|--|
| | 083558-03-000 | EA | Plumbing Seal - Roof Vent - 1.5" - Covered |
| | 009128-01-000 | EA | Assist Handle - Chrome |
| | 009128-02-000 | EA | Assist Handle - Black |
| | 087859-04-000 | EA | Fill - City Water - Off White |
| | 091876-01-000 | EA | Retainer - Door - 1.97" x .79" - Metal |
| | 083815-06-000 | EA | Door Stop - Plastic - Off White |
| | 102768-01-000 | EA | Door Stop |

1990 WT320RC INDEX

| | |
|------------------------------------|-------------|
| Floor Plan | C-17 - C-18 |
| Accessories Group | C-19 |
| Bath Group | C-20 |
| Chassis Group | C-21 |
| Curtain, Cushion & Pad Group | C-22 - D-03 |
| Dinette Group | D-04 - D-05 |
| Driver's Compartment Group | D-06 |
| Electrical Group | D-07 - D-08 |
| Exterior Body Group | D-09 - D-12 |
| Galley Group | D-13 - D-15 |
| Heating & Air Conditioning Group | D-16 - D-17 |
| Interior Finish Group | D-18 - D-20 |
| Labels Group | D-21 - E-04 |
| LP Group | E-05 |
| Lounge Group | E-06 |
| Sealants & Fasteners Group | E-07 - E-08 |
| Water & Sewage Group | E-09 - E-10 |
| Window, Vent & Exterior Door Group | E-11 - E-18 |

EXTERIOR BODY GROUP (CONTINUED)

DECALS & MULTISTRIPE



| Key | Part Number | U/M | Description |
|-----|---------------|-----|---|
| 1 | 078831-70-000 | FT | Decal - Striping - 1.75" x 150' - Blue |
| 2 | 065217-N1-000 | FT | Film - Multistripe - 2.40" x 150' - Burgundy/Blue |
| 3 | 050313-22-000 | EA | Decal - Logo - "Winnebago" - 2.8" - Chrome |
| 4 | 078198-41-000 | FT | Film - Multistripe - 7.75" x 150' - Burgundy |
| 5 | 079351-36-000 | EA | Decal - Flying "W" - Blue |
| 6 | 083569-01-01A | EA | Decal - Logo - "Warrior" - Black/Off White |

For your convenience here are the Dupont color codes that you can purchase locally:
Burgundy L8543
Off White L8723L
Blue B8734
Black 99A

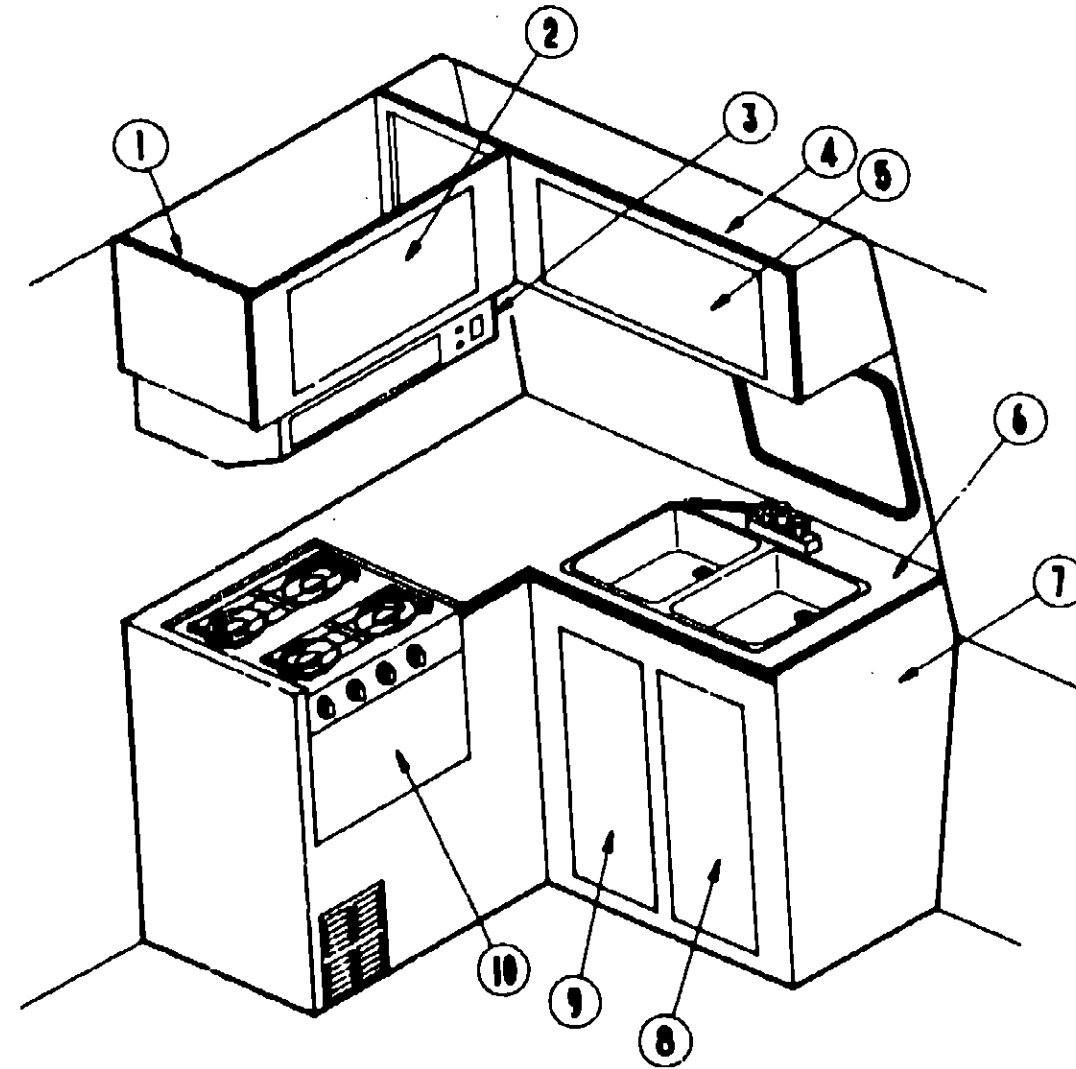
1990 WINNEBAGO
TABLE OF CONTENTS

| | |
|------------------------------|-------------|
| INTRODUCTION | A-01 - A-02 |
| ABBREVIATIONS | A-03 |
| ALPHABETICAL/GROUP REFERENCE | A-04 - A-06 |
| WT319RB | A-07 - C-16 |
| WT320RC | C-17 - E-18 |
| WC323RC | E-19 - I-02 |

1990 WT320RC INDEX

| | |
|------------------------------------|-------------|
| Floor Plan | C-17 - C-18 |
| Accessories Group | C-19 |
| Bath Group | C-20 |
| Chassis Group | C-21 |
| Curtain, Cushion & Pad Group | C-22 - D-03 |
| Dinette Group | D-04 - D-05 |
| Driver's Compartment Group | D-06 |
| Electrical Group | D-07 - D-08 |
| Exterior Body Group | D-09 - D-12 |
| Galley Group | D-13 - D-15 |
| Heating & Air Conditioning Group | D-16 - D-17 |
| Interior Finish Group | D-18 - D-20 |
| Labels Group | D-21 - E-04 |
| LP Group | E-05 |
| Lounge Group | E-06 |
| Sealants & Fasteners Group | E-07 - E-08 |
| Water & Sewage Group | E-09 - E-10 |
| Window, Vent & Exterior Door Group | E-11 - E-18 |

GALLEY GROUP



GALLEY CABINETRY

| Key | Part Number | U/M | Description |
|-----|---------------|-----|--|
| 1 | M99456-01-AA3 | EA | Cabinet - Galley Overhead - w/o Door or Hardware |
| 2 | M99852-35-A83 | EA | Door - Overhead Cabinet - 12" x 26" - w/o Hardware |
| 3 | 097617-01-01A | EA | Panel - Monitor - Almond |
| 4 | M99422-01-AA3 | EA | Cabinet - Galley Overhead - w/o Door or Hardware |
| 5 | M99852-35-A83 | EA | Door - Overhead Cabinet - 12" x 29.1" - w/o Hardware |
| 6 | 097458-13-AA3 | EA | Countertop - Galley |
| 6 | 097458-13-AA4 | EA | Countertop - Galley |
| 7 | M04108-01-AA3 | EA | Cabinet - Galley w/Countertop - w/o Doors or Hardware |
| 7 | M04108-01-AA4 | EA | Cabinet - Galley w/Countertop - w/o Doors or Hardware |
| *7 | M04108-02-AA3 | EA | Cabinet - Galley w/Countertop - w/o Doors, Drawers or Hardware |
| *7 | M04103-02-AA4 | EA | Cabinet - Galley w/Countertop - w/o Doors, Drawers or Hardware |
| 8 | M99852-35-A83 | EA | Door - Galley Cabinet - 12" x 26" - w/o Hardware |
| 9 | M99852-35-A83 | EA | Door - Galley Cabinet - 12" x 26" - w/o Hardware |
| 10 | 055282-04-000 | EA | Range - 4 Burner w/Oven - Almond |
| | M99852-11-AP3 | EA | Door - Galley Cabinet - 12" x 21.85" - w/o Hardware |
| | M99852-03-A83 | EA | Door - Refrigerator Cabinet - 10" x 19" - w/o Hardware |
| ** | M99852-A1-A83 | EA | Door - Refrigerator Cabinet - 10" x 19" - w/o Hardware |
| | M99852-49-A83 | EA | Door - Refrigerator Cabinet - 20.5" x 15.7" - w/o Hardware |
| | 095575-11-A83 | EA | Countertop - Refrigerator Cabinet |
| | 095575-11-AA4 | EA | Countertop - Refrigerator Cabinet |

* Parts used in the Range Option (L13B)

** These parts were used 12/18/88 on.

GALLEY GROUP (CONTINUED)

GALLEY APPLIANCES

| Key | Part Number | U/M | Description |
|-----|---------------|-----|---|
| ** | 084473-04-000 | EA | Refrigerator - 3 Way - 6' - 875-EG3 (Option L048) |
| ** | 084473-03-000 | EA | Refrigerator - 2 Way - 6' - 875-EG2 |
| | 081374-03-000 | EA | Range Top - 4 Burner - Almond w/Almond Trim |
| | 081374-03-700 | EA | Trim - Top Right - Almond |
| | 081374-03-701 | EA | Trim - Top Left - Almond |
| | 081374-03-703 | EA | Trim - Top - Almond |
| | 081374-03-704 | EA | Pressure Regulator |
| | 081374-03-705 | EA | Trim - Rear - Almond |
| | 084782-02-715 | EA | Clip - Gate |
| | 049045-01-703 | EA | Valve - Top Burner |
| | 084782-02-711 | EA | Top - Main - 4 Burner - Square - Almond |
| | 084782-07-712 | EA | Grate - Top Burner - Square Holes |
| | 055282-04-000 | EA | Range - 4 Burner w/Oven - Almond (Option L13B) |
| | 055282-03-708 | EA | Bumper - Main Top |
| | 049045-01-742 | EA | Bumper Asm. - Oven |
| | 084782-02-715 | EA | Clip - Grate |
| | 049045-01-739 | EA | Fitting - Half Union |
| | 055282-03-702 | EA | Knob - Thermostat |
| | 081374-02-701 | EA | Regulator - Pressure |
| | 055282-03-700 | EA | Thermostat |
| | 049045-01-703 | EA | Valve - Top Burner |
| | 084782-02-705 | EA | Handle - Oven Door - Black |
| | 049045-01-728 | EA | Broiler Pan w/o Insert |
| | 098507-02-700 | EA | Filter - Pilot |
| | 098507-02-701 | EA | Insert - Burner (Slotted Vent) |
| | 084782-02-701 | EA | Shield - Deflector Flue - Black |
| | 049045-01-741 | EA | Insert - Broiler Pan |
| | 084782-02-710 | EA | Bracket - Front Glass |
| | 084782-02-712 | EA | Grate - Top Burner - Square Holes |
| | 084782-02-714 | EA | Fitting - Pipe Nipple - 1/8" |
| | 098507-01-701 | EA | Top - Main - Almond |
| | 084782-02-708 | EA | Valve - Mercury Control |
| | 055282-04-700 | EA | Panel - Oven Door - Almond |
| | 098507-02-707 | EA | Top - Main - Ebony |
| | 097944-01-01A | EA | Hood - Range - w/o Monitor Panel |
| | 097617-01-01A | EA | Panel - Monitor - Almond |
| | 097617-01-700 | EA | Cover Plate |
| | 097617-01-701 | EA | Switch - On/Off - Almond |
| | 097617-01-702 | EA | Switch - 1 Way - Almond |
| | 097617-01-703 | EA | Circuit Board |
| | 097618-01-000 | EA | Wire Asm. - Monitor Panel |

** The illustrated parts breakdown of this item is provided on the Common Items Fiche.

1990 WINNEBAGO TABLE OF CONTENTS

| | |
|------------------------------|-------------|
| INTRODUCTION | A-01 - A-02 |
| ABBREVIATIONS | A-03 |
| ALPHABETICAL/GROUP REFERENCE | A-04 - A-06 |
| WT319RB | A-07 - C-18 |
| WT320RC | C-17 - E-18 |
| WC323RC | E-19 - I-02 |

1990 WT320RC INDEX

| | |
|------------------------------------|-------------|
| Floor Plan | C-17 - C-18 |
| Accessories Group | C-19 |
| Bath Group | C-20 |
| Chassis Group | C-21 |
| Curtain, Cushion & Pad Group | C-22 - D-03 |
| Dinette Group | D-04 - D-05 |
| Driver's Compartment Group | D-06 |
| Electrical Group | D-07 - D-08 |
| Exterior Body Group | D-09 - D-12 |
| Galley Group | D-13 - D-15 |
| Heating & Air Conditioning Group | D-16 - D-17 |
| Interior Finish Group | D-18 - D-20 |
| Labels Group | D-21 - E-04 |
| LP Group | E-05 |
| Lounge Group | E-06 |
| Sealants & Fasteners Group | E-07 - E-08 |
| Water & Sewage Group | E-09 - E-10 |
| Window, Vent & Exterior Door Group | E-11 - E-18 |

GALLEY GROUP (CONTINUED)

GALLEY HARDWARE

| Key | Part Number | U/M | Description |
|-----|---------------|-----|---|
| | 054450-01-000 | EA | Level - Refrigerator |
| | 065225-01-000 | EA | Plate - Tiedown - Refrigerator |
| | 055516-01-000 | EA | Bracket - Tiedown - Stove - Left |
| | 055516-02-000 | EA | Bracket - Tiedown - Stove - Right |
| | 068615-01-000 | EA | Sink - Stainless Steel - Double w/Mounting Hardware |
| | 068654-01-000 | EA | Sink - Stainless Steel - Double w/Bolts |
| | 011053-04-000 | EA | Faucet - Swing Spout - 8" - US/CSA |
| | 091253-01-000 | EA | Gasket - Galley Faucet |
| | 011053-01-700 | EA | Aerator - Swing Spout Faucet |
| | 066437-01-000 | EA | Strainer w/Basket - Sink |
| | 066437-01-700 | EA | Basket - Strainer - Galley Sink |
| | 067800-01-000 | EA | Latch - Flush Mount - Dark Brown |
| | 059777-02-000 | EA | Hinge - Cabinet Door - Antique Light Brass |
| | 004354-01-000 | EA | Bumper - Cabinet Door - Rubber - Brown |
| | 077409-02-000 | EA | Slide - Drawer - 20.75" - Plastic |
| | 077404-02-000 | EA | Drawer - 20" x 12.70" - Plastic |
| | 094067-01-01A | EA | Drawer Divider - Plastic - Oak |
| | 074493-02-000 | EA | Sprung Support - Overhead Door |
| | 161530-01-AA8 | EA | Sink Cover (AA3) |
| | 161530-01-AA9 | EA | Sink Cover (AA4) |

These parts are used from 1/2/80 on.

HEATING & AIR CONDITIONING GROUP

FURNACE

| Key | Part Number | U/M | Description |
|-----|---------------|-----|-----------------------------------|
| | 064444-01-000 | EA | Furnace - 12,000 BTU - Hydroflame |
| | 064444-01-700 | EA | Orifice |
| | 064444-01-701 | EA | Burner Asm. |
| | 064444-01-702 | EA | Valve - Gas |
| | 066741-01-706 | EA | Motor |
| | 066741-01-705 | EA | Relay |
| | 066741-02-701 | EA | Pilot Asm. |
| | 066741-03-704 | EA | Board - D.S.I. |
| | 066741-02-705 | EA | Elbow - 90° |
| | 066741-03-705 | EA | Valve Asm. - D.S.I. |
| | 066741-03-703 | EA | Valve - Fenwel |
| | 066741-01-714 | EA | Thermostat |
| | 066741-03-702 | EA | Gasket - Burner Plate - D.S.I. |
| | 066741-01-712 | EA | Catch - Roller |
| | 066741-02-709 | EA | Air Box Asm. |
| | 066741-01-705 | EA | Relay |
| | 064444-02-000 | EA | Furnace - 16,000 BTU - Hydroflame |
| | 064444-01-703 | EA | Switch - Limit |
| | 064444-01-704 | EA | Circuit Breaker - 5 Amp. |
| | 064444-01-705 | EA | Electrode |
| | 066741-01-708 | EA | Motor |
| | 066741-01-705 | EA | Relay |
| | 066741-02-701 | EA | Pilot Asm. |
| | 066741-03-704 | EA | Board - D.S.I. |
| | 066741-02-705 | EA | 3/8" N.P.T. x 3/8" MF - 90 L |
| | 066741-03-705 | EA | Valve Asm. - D.S.I. |
| | 066741-03-703 | EA | Valve - Fenwel |
| | 066741-01-714 | EA | Thermostat |
| | 066741-03-702 | EA | Gasket - Burner Plate |
| | 066741-01-712 | EA | Catch - Roller |
| | 066741-02-709 | EA | Air Box Asm. |
| | 066741-01-705 | EA | Relay |

These parts were used from 11/20/89 on.

1990 WINNEBAGO
TABLE OF CONTENTS

| | |
|------------------------------|-------------|
| INTRODUCTION | A-01 - A-02 |
| ABBREVIATIONS | A-03 |
| ALPHABETICAL/GROUP REFERENCE | A-04 - A-06 |
| WT319RB | A-07 - C-16 |
| WT320RC | C-17 - E-18 |
| WC223RC | E-19 - I-02 |

1990 WT320RC INDEX

| | |
|------------------------------------|-------------|
| Floor Plan | C-17 - C-18 |
| Accessories Group | C-19 |
| Bath Group | C-20 |
| Chassis Group | C-21 |
| Curtain, Cushion & Pad Group | C-22 - D-03 |
| Dinette Group | D-04 - D-05 |
| Driver's Compartment Group | D-06 |
| Electrical Group | D-07 - D-08 |
| Exterior Body Group | D-09 - D-12 |
| Galley Group | D-13 - D-15 |
| Heating & Air Conditioning Group | D-16 - D-17 |
| Interior Finish Group | D-18 - D-20 |
| Labels Group | D-21 - E-04 |
| LP Group | E-05 |
| Lounge Group | E-06 |
| Sealants & Fasteners Group | E-07 - E-08 |
| Water & Sewage Group | E-09 - E-10 |
| Window, Vent & Exterior Door Group | E-11 - E-18 |

HEATING & AIR CONDITIONING GROUP (CONTINUED)

ROOF AIR CONDITIONER

| Key | Part Number | U/M | Description |
|-----|---------------|-----|--|
| | 093783-01-01A | EA | A/C Roof - 13,500 BTU - Rotary - Off White/Brown |
| | 083783-04-700 | EA | Shroud - Ivory/Bronze - w/o Logo |
| | 083308-01-701 | EA | Decal Package - Left & Right |
| | 083783-01-704 | EA | Fan Capacitor |
| | 083783-01-712 | EA | Fan - 4 Blade - 9" Dia. |
| | 083783-01-702 | EA | Overload |
| | 078303-01-712 | EA | Motor |
| | 083308-01-708 | EA | Blower Wheel - 6 5/16" x 2 - 7/8" WVD |
| | 091225-01-710 | EA | Start Capacitor |
| | 073742-02-704 | EA | Run Capacitor (Compressor) |
| | 091225-01-709 | EA | Start Relay |
| | 083783-01-708 | EA | Condenser Coil |
| | 083783-01-714 | EA | Compressor |
| | 083783-01-707 | EA | Evaporator |
| | 081808-01-708 | EA | Limit Switch |
| | 083783-01-708 | EA | Heat Element |
| | 042204-01-709 | EA | Thermostat - In-64, Out-58 |
| | 042205-01-702 | EA | Thermostat - In-89, Out-58 |
| | 083783-01-703 | EA | Impeller - 7" Dia. x 2.8" Wide |
| | 083307-01-000 | EA | Ceiling Asm. - A/C Cool - Ivory |
| | 083308-01-714 | EA | Switch - Selector |
| | 078303-01-710 | EA | Thermostat |
| | 083308-01-709 | EA | Decal F/Thermostat & Selector |
| | 078303-01-701 | EA | Knob - Control - 2 Per Package |
| | 078303-01-707 | EA | Filter - 8" x 14 3/4" x 1/2" - 12 Per Package |
| | 083308-01-710 | EA | Ceiling Shroud - Ivory w/Decal |
| | 083783-01-711 | EA | Gasket Package |
| | 022758-01-000 | EA | Cover - Air Conditioner - Black Plastic |
| | 008042-01-000 | EA | Tubing - Vinyl - 6.5" |

INTERIOR FINISH GROUP

CURTAIN & CUSHION HARDWARE

| Key | Part Number | U/M | Description |
|-----|---------------|-----|--|
| | 083001-03-000 | EA | Track - Shower Curtain - Off White |
| | 008701-01-000 | EA | Carrier - Shower Curtain |
| | 008702-01-000 | EA | End - Stop - Curtain Carrier - Shower |
| | 048867-01-000 | EA | Grommet - Brass - 7/16" ID x 1" OD (Shower Curtain) |
| | 009138-01-000 | EA | Pin - Shower Curtain |
| | 029082-02-000 | EA | Stud - Nickel Finish |
| | 029083-01-000 | EA | Eyelet - Nickel Finish |
| | 029155-02-000 | EA | Cap - Snap |
| | 029158-02-000 | EA | Socket - Snap Fastener |
| | 084432-08-000 | FT | Slat - Plastic Roller Shade |
| | 088278-01-000 | YD | Tape - Double Sided - 1/2" |
| | 078394-01-000 | FT | Trim - Half Round - 7/16" - Vinyl - Gold (Valance Pad) |
| | 089522-02-000 | EA | Panel - Plastic Leg - 31.5" - Black (Valance Pad) |
| | 087253-01-000 | EA | Roller Shade - Clear Plastic |
| | 084434-01-000 | EA | Mounting Bracket - Roller Shade - 1 3/8" |
| | 039175-02-000 | EA | Bracket - Curtain Rod - Cafe Extension |
| | 039175-03-000 | EA | Rod - Curtain - Cafe - 28" to 48" |
| | 039175-01-000 | EA | Rod - Curtain - Cafe - 48" to 84" |
| | 039175-05-000 | EA | Bracket - Curtain Rod - Center |
| | 089910-01-000 | EA | Mount - Window Leg - Black |
| | 058003-01-000 | EA | Bracket - Drapery Retaining - Right |
| | 058003-02-000 | EA | Bracket - Drapery Retaining - Left |
| | 097585-01-000 | EA | Bracket - Mounting - Pleated Blind |
| | 094898-02-000 | EA | Grommet - Cord - Pleated Blind |
| | 094907-02-000 | EA | End Cap - Top - Pleated Blind |
| | 094907-03-000 | EA | End - Bottom - Pleated Blind |
| | 097591-01-000 | EA | Spring - Extension - Pleated Blind |
| | 097592-01-000 | EA | Bobbin - Cord - Holdup - Pleated Blind |
| | 097593-01-000 | FT | Cord - Pleated Blind - Blue (AA3) |
| | 097593-02-000 | FT | Cord - Pleated Blind - Mauve (AA4) |
| | 000C18-07-188 | EA | Bolt - Carriage - 7/16" - 14 x 1" ZN (Assist Handle) |
| | 000D20-07-008 | EA | Acorn Nut - 7/16" x 14 ZN (Assist Handle) |
| | 089178-02-000 | EA | Bracket - Mounting (Assist Handle) |
| | 089335-01-000 | FT | Track - Curtain - Brown Plastic |
| | 081381-01-000 | EA | Guide - Curtain Track - White |

MISCELLANEOUS PARTS

| Key | Part Number | U/M | Description |
|-----|---------------|-----|---|
| | 053552-02-AA8 | EA | Handle Asm. - Interior Assist - Off White |
| | 089178-02-000 | EA | Bracket - Mounting - Assist Handle |
| | 094499-01-000 | EA | Fire Extinguisher - Dry IA 10BC |
| | 094499-01-700 | EA | Bracket - Mounting - w/Plastic Strap |
| | 094851-01-01A | EA | Recessed Holder - Fire Extinguisher - Light Oak |
| | 054185-35-000 | EA | Owners Manual - 1990 Warrior |
| | 092318-01-000 | EA | Binder - 3-Ring - Motor Home Manual |
| | 092319-01-000 | EA | Pocket Page - 3-Ring Binder - Plastic |
| | 098064-05-000 | EA | Cassette - Winnebago "Warrior" |
| | 086120-01-AA3 | EA | Map Pocket - 12" x 18" |
| | 086121-01-AA4 | EA | Map Pocket - 12" x 18" |
| | 077301-01-000 | EA | Trim - Step Box |

1990 WINNEBAGO
TABLE OF CONTENTS

| | |
|------------------------------|-------------|
| INTRODUCTION | A-01 - A-02 |
| ABBREVIATIONS | A-03 |
| ALPHABETICAL/GROUP REFERENCE | A-04 - A-06 |
| WT319RB | A-07 - C-16 |
| WT320RC | C-17 - E-18 |
| WC323RC | E-19 - I-02 |

1990 WT320RC INDEX

| | |
|------------------------------------|-------------|
| Floor Plan | C-17 - C-18 |
| Accessories Group | C-19 |
| Bath Group | C-20 |
| Chassis Group | C-21 |
| Curtain, Cushion & Pad Group | C-22 - D-03 |
| Dinette Group | D-04 - D-05 |
| Driver's Compartment Group | D-06 |
| Electrical Group | D-07 - D-08 |
| Exterior Body Group | D-09 - D-12 |
| Galley Group | D-13 - D-15 |
| Heating & Air Conditioning Group | D-16 - D-17 |
| Interior Finish Group | D-18 - D-20 |
| Labels Group | D-21 - E-04 |
| LP Group | E-05 |
| Lounge Group | E-06 |
| Sealants & Fasteners Group | E-07 - E-08 |
| Water & Sewage Group | E-09 - E-10 |
| Window, Vent & Exterior Door Group | E-11 - E-18 |

INTERIOR FINISH GROUP (CONTINUED)

FABRICS & CARPETS

| Key | Part Number | U/M | Description |
|-----|---------------|-----|---|
| | 072333-61-000 | YD | Fabric - Drapery - Pacific (Privacy) (AA3) |
| | 072333-71-000 | YD | Fabric - Drapery - Chantilly (Privacy) (AA4) |
| | 067272-01-000 | YD | Fabric - Drapery - Lining - 48" - Ivory |
| | 096006-03-000 | YD | Fabric - Upholstery - Main (AA3) |
| | 096006-04-000 | YD | Fabric - Upholstery - Main (AA4) |
| | 086274-33-000 | YD | Fabric - Upholstery - Accent (AA3) |
| | 096006-26-000 | YD | Fabric - Upholstery - Accent (AA4) |
| | 075244-02-000 | YD | Vinyl - Shower Curtain - Beige |
| | 079680-09-000 | YD | Vinyl - Off White (Assist Handle) |
| | 079680-07-000 | YD | Vinyl - Beige (Wingwall Pad) |
| | 096060-02-000 | YD | Carpet - Blue Coral |
| | 091261-01-000 | FT | Becking - Carpet - Non-Skid - 12" (Floor Mat) |
| | 076314-02-000 | FT | Tape - Heat Bonded - Carpet Seam |
| | 047034-02-000 | SF | Plastic Runner - Carpet - 4' Wide - Clear |
| | 075233-01-000 | SY | Pad - Carpet - 3/8" x 6' |
| | 079970-09-000 | YD | Tape - Carpet - 3/4" |
| | 085746-01-000 | FT | Trim - "J" - Carpet - PVC - Beige |

NOTE: Replace vinyl flooring locally.

CABINETRY & TABLE HARDWARE

| Key | Part Number | U/M | Description |
|-----|---------------|-----|--|
| | 053200-09-000 | EA | Bracket - Table Support - Upper Wall Mount - 18.5" - Beige |
| | 024275-11-000 | EA | Rod - Table Lift - 8" x 18.5" - Beige |
| | 064781-05-000 | EA | Cup Holder - Two Stage - Beige |
| | 088410-01-000 | EA | Bracket - Lift - Table Mounted - Beige |
| | 024281-11-000 | EA | Bracket - Lift - Rod - Lower Wall Mount - 17.12" - Beige |
| | 049493-01-000 | EA | Catch - Table Leg - Floor Mounted - Beige |
| | 024276-21-000 | EA | Leg Arm - Table - Beige |
| | 064060-03-000 | EA | Clamp - Saddle - Leg Hinge - Tan |
| | 024282-01-000 | EA | Brace - Table Leg - Hinged |
| | 024283-01-000 | EA | Clip - Leg - 1" x 1.12" OD - Black |
| | 056777-02-000 | EA | Hinge - Antique Light Brass |
| | 077409-02-000 | EA | Slide - Drawer - Plastic - 20.75" |
| | 074493-02-000 | EA | Support - Sprung - Door |
| | 067800-01-000 | EA | Latch - Flush Mount - Dark Brown |
| | 004364-01-000 | EA | Bumper - Cabinet Door - Rubber - Brown |
| | 083686-03-000 | EA | Catch - Spring - Roller |
| | 083686-04-000 | EA | Strike - Spring Steel |
| | 097115-01-01A | FT | Insert - Door - T-Molding - 5/16" - Vinyl - Gold |
| | 042426-01-000 | EA | Dowel - Wooden - Clothes Rod - 1" Dia. x 4' |
| | 009112-01-000 | EA | Flange - 1" Clothes Rod - Plastic - Off White |
| | 077404-02-000 | EA | Drawer - Plastic - 20" x 12.7" - Beige |
| | 084087-01-01A | EA | Divider - Plastic Drawer |
| | 074045-07-000 | EA | Wooden Plug - 1/2" |

INTERIOR FINISH GROUP (CONTINUED)

INTERIOR MOLDINGS & TRIMS

| Key | Part Number | U/M | Description |
|-----|---------------|-----|---|
| | 009809-22-000 | EA | Molding - Plastic Corner - Outside - 1" - Birch |
| | 009812-23-000 | EA | Molding - Plastic Corner - Outside - 1/2" - Birch |
| | 022992-01-000 | FT | Molding - Reverse Cove - T-Shaped - Vinyl - White |
| | 022992-08-000 | FT | Molding - Reverse Cove - T-Shaped - Vinyl - Champagne White |
| | 070504-17-000 | FT | U-Channel - .815" - Birch |
| | 009778-10-000 | FT | U-Channel - 1" - Birch |
| | 009767-12-000 | FT | Welting - Antique White (Ceiling to Wall) |
| | 096651-D2-134 | EA | Molding - Vinyl Wrapped - 1.5" x 7' |
| | 096651-F2-438 | EA | Molding - Vinyl Wrapped - 2.5" x 8' |
| | 096650-D2-438 | EA | Lumber - Vinyl Wrapped - 1.5" x 8' |
| | 089733-77-000 | EA | Batt Strip - Birch - 8' |
| | 085284-31-000 | FT | Batt Strip - Birch - Tape Adhesive |
| | 088263-36-000 | EA | Batt Strip - Decorative - Plain - 8' (Wall) |
| | 085284-20-000 | FT | Batt Strip - Decorative - Plain - Tape Adhesive (Wall) |
| | 088263-46-000 | EA | Batt Strip - Decorative - Patterned w/Teardrop - 8' (Wall) |
| | 085284-34-000 | FT | Batt Strip - Decorative - Patterned w/Teardrop - Tape Adhesive (Wall) |
| | 088263-19-000 | EA | Batt Strip - Bone - 8' (Wall) |
| | 085284-19-000 | EA | Batt Strip - Bone - 8' (Wall) |
| | 088263-30-000 | EA | Batt Strip - Crossilk Spatter - Beige (Ceiling) |

These parts were used from 10/2/89 on.

PANELING & COUNTERTOP MATERIAL

| Key | Part Number | U/M | Description |
|-----|---------------|-----|--|
| | 074497-16-000 | SF | Paneling - Richmond Birch - 48" x 84" (28 SF) (Cabinets) |
| | 074497-14-000 | SF | Paneling - Crossilk - 48" x 96" (32 SF) (Ceiling) |
| | 088272-61-000 | SF | Paneling - Decorative - Plain - 48" x 84" (28 SF) (Wall) |
| | 088272-68-000 | SF | Paneling - Decorative - Patterned w/Teardrops - 48" x 84" (28 SF) (Wall) |
| | 088272-38-000 | SF | Paneling - Bone - 48" x 84" (28 SF) (Shower) |
| | 088272-72-000 | SF | Paneling - Travertine White - 48" x 84" (28 SF) (Shower) |
| | 074498-31-000 | SF | Plastic Laminate - Gray Glace - 5' x 8' (40 SF) (AA3) |
| | 074498-32-000 | SF | Plastic Laminate - Neutral - 5' x 8' (40 SF) (AA4) |
| | 074498-35-000 | SF | Plastic Laminate - Woodgrain - 5' x 8' (40 SF) |
| | 076325-24-000 | FT | Molding - Edge Band - Birch |

These parts were used from 10/2/90 on.

These parts were used from 4/9/90 on.

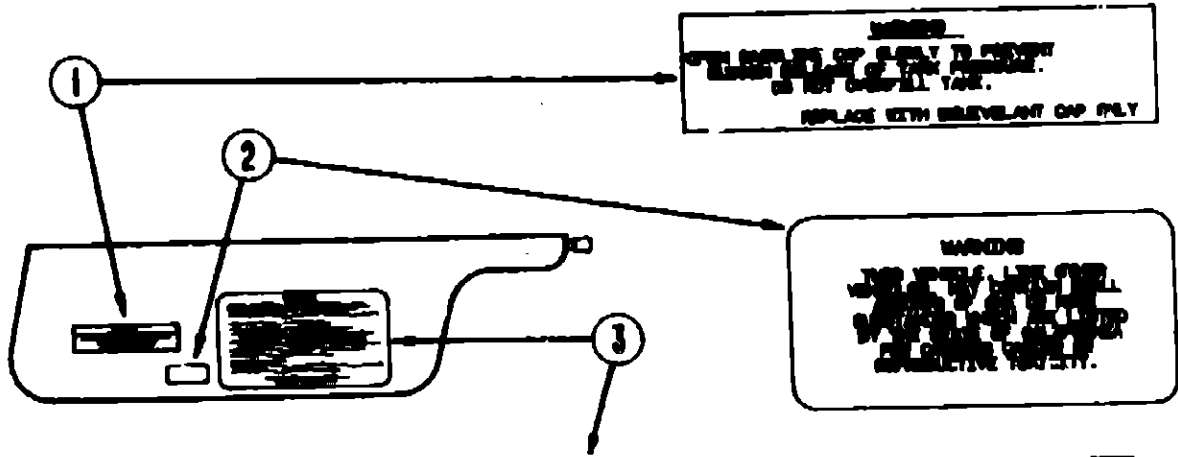
1990 WINNEBAGO TABLE OF CONTENTS

| | |
|------------------------------|-------------|
| INTRODUCTION | A-01 - A-02 |
| ABBREVIATIONS | A-03 |
| ALPHABETICAL/GROUP REFERENCE | A-04 - A-06 |
| WT319RB | A-07 - C-18 |
| WT320RC | C-17 - E-18 |
| WC323RC | E-19 - I-02 |

1990 WT320RC INDEX

| | |
|------------------------------------|-------------|
| Floor Plan | C-17 - C-18 |
| Accessories Group | C-19 |
| Bath Group | C-20 |
| Chassis Group | C-21 |
| Curtain, Cushion & Pad Group | C-22 - D-03 |
| Dinette Group | D-04 - D-05 |
| Driver's Compartment Group | D-06 |
| Electrical Group | D-07 - D-08 |
| Exterior Body Group | D-09 - D-12 |
| Galley Group | D-13 - D-15 |
| Heating & Air Conditioning Group | D-16 - D-17 |
| Interior Finish Group | D-18 - D-20 |
| Labels Group | D-21 - E-04 |
| LP Group | E-05 |
| Lounge Group | E-06 |
| Sealants & Fasteners Group | E-07 - E-08 |
| Water & Sewage Group | E-09 - E-10 |
| Window, Vent & Exterior Door Group | E-11 - E-18 |

LABELS GROUP



CAUTION

THIS MOTOR HOME HAS BEEN DESIGNED, MANUFACTURED AND TESTED WITH CARE FOR THE PROTECTION OF IT'S PASSENGERS. WE REQUEST YOU PERFORM THE FOLLOWING INSPECTIONS FOR YOUR SAFETY AND THE SAFETY OF YOUR PASSENGERS BEFORE STARTING YOUR VEHICLE.

1. LP GAS SYSTEM- TURN OFF AT TANK FOR TRAVELING. TEST FOR LEAKS UPON ARRIVAL AT DESTINATION. BEFORE LEAVING PLAYS.
2. WHEELS- INSPECT FOR DAMAGE AND CHECK LUB RATS FOR TIGHTNESS.
3. TIRES- INSPECT FOR WEAR AND DAMAGE AND CHECK FOR RECOMMENDED AIR PRESSURE.
4. LIGHTS- TEST FOR PROPER OPERATION OF ALL INTERIOR AND EXTERIOR LIGHTS INCLUDING BURN LIGHTS, HEADLIGHTS, TAIL LIGHTS, BRAKE LIGHTS, CLEARANCE LIGHTS AND TURN SIGNALS.
5. EXITS- INSPECT RELEASE MECHANISM ON EMERGENCY EXIT WINDOW. TEST BOTH LEADS ON MAIN ENTRANCE DOOR FOR EASE OF OPERATION AND INSTRUCT PASSENGERS HOW TO USE BOTH REARS OF EXIT.
6. SEAT BELTS- INSTRUCT PASSENGERS TO WEAR SEAT BELTS AND REMEMBER USE OF SEAT BELTS.
7. APPLIANCES- TURN OFF AND LATCH ON LOCK WHEN DONE PROVIDING.
8. LAKE PANELS- CLOSE CAREFULLY.
9. UTILITY SUPPLY LINES- RECONNECT ALL ELECTRIC, GASE AND WATER LINES AND SECURE PROPERLY.
10. ENTRANCE DOOR STOP- PLACE IN RETRACTED POSITION FOR TRAVELING.

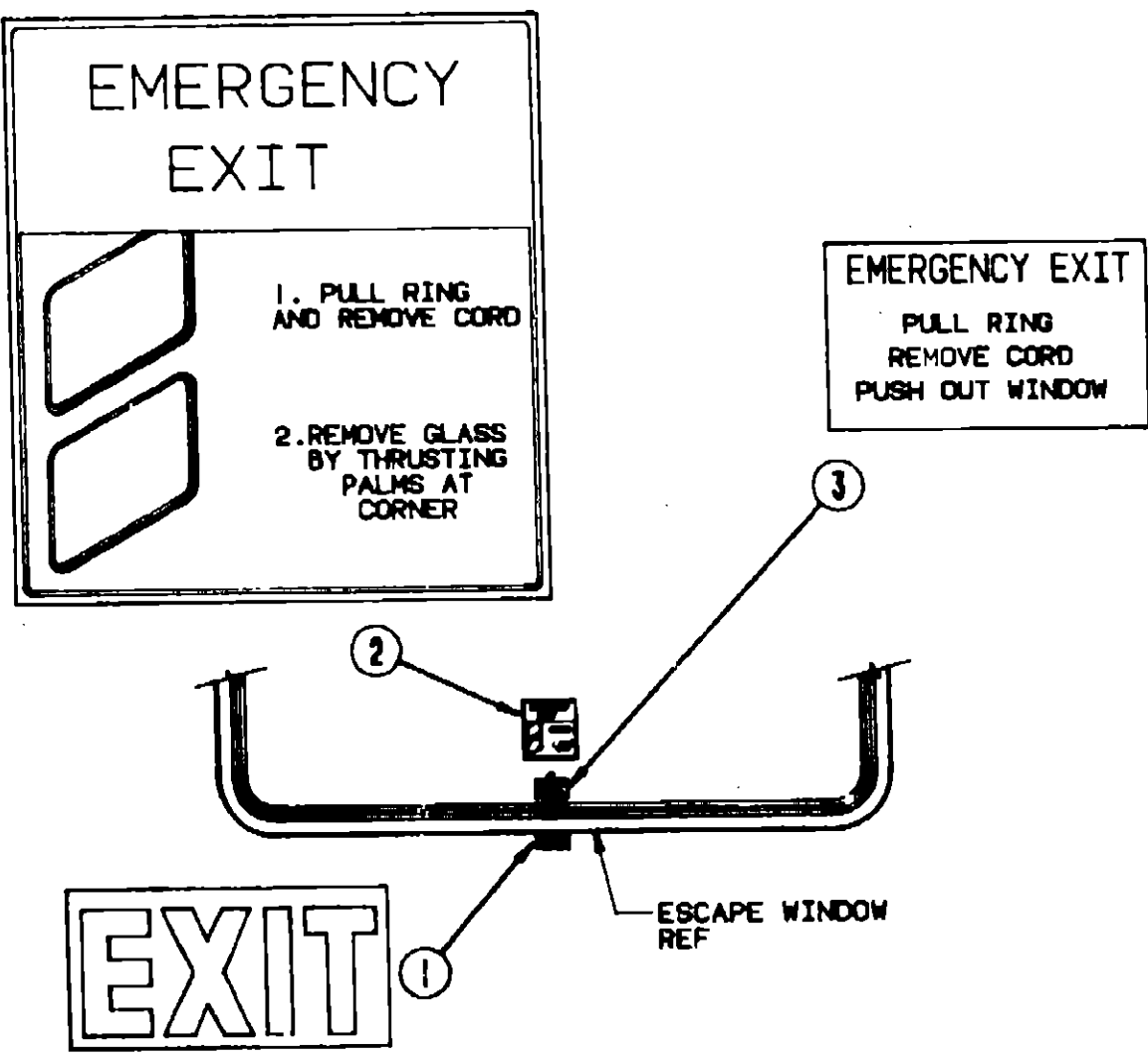
READ YOUR MOTOR HOME AND CHECKED OWNER'S MANUAL FOR FURTHER PRECAUTIONS

| Key | Part Number | U/M | Description |
|-----|---------------|-----|-----------------------------------|
| 1 | 087207-05-000 | EA | Label - Fuel Cap Removal |
| 2 | 090089-01-000 | EA | Label - Warning - Cancer/Toxicity |
| 3 | 056258-01-000 | EA | Label - Safety Check List |

MISCELLANEOUS LABELS

| Key | Part Number | U/M | Description |
|-----|---------------|-----|------------------------------|
| | 008084-01-000 | EA | Label - Seat - w/o Seat Belt |
| | 081243-01-000 | EA | Label - A/C Cover |
| | 008019-01-000 | EA | Tag - RVI Approved - Plastic |

LABELS GROUP (CONTINUED)



| Key | Part Number | U/M | Description |
|-----|---------------|-----|------------------------------|
| 1 | 039290-01-000 | EA | Label - Warning - Exit |
| 2 | 047731-01-000 | EA | Label - Emergency Exit |
| 3 | 008199-01-000 | EA | Label - Exit - Escape Window |

**1990 WINNEBAGO
TABLE OF CONTENTS**

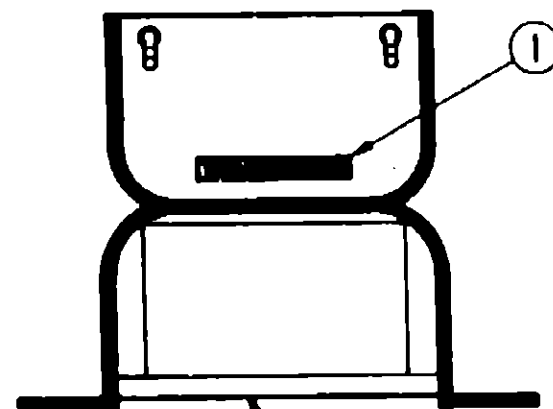
| | |
|------------------------------|-------------|
| INTRODUCTION | A-01 - A-02 |
| ABBREVIATIONS | A-03 |
| ALPHABETICAL/GROUP REFERENCE | A-04 - A-06 |
| WT319RB | A-07 - C-16 |
| WT320RC | C-17 - E-18 |
| WC323RC | E-19 - I-02 |

1990 WT320RC INDEX

| | |
|------------------------------------|-------------|
| Floor Plan | C-17 - C-18 |
| Accessories Group | C-19 |
| Bath Group | C-20 |
| Chassis Group | C-21 |
| Curtain, Cushion & Pad Group | C-22 - D-03 |
| Dinette Group | D-04 - D-05 |
| Driver's Compartment Group | D-06 |
| Electrical Group | D-07 - D-08 |
| Exterior Body Group | D-09 - D-12 |
| Galley Group | D-13 - D-15 |
| Heating & Air Conditioning Group | D-16 - D-17 |
| Interior Finish Group | D-18 - D-20 |
| Labels Group | D-21 - E-04 |
| LP Group | E-05 |
| Lounge Group | E-06 |
| Sealants & Fasteners Group | E-07 - E-09 |
| Water & Sewage Group | E-09 - E-10 |
| Window, Vent & Exterior Door Group | E-11 - E-18 |

LABELS GROUP (CONTINUED)

WARNING DISCONNECT BATTERIES BEFORE
CONNECTING EXTERNAL CHARGING EQUIPMENT.



BATTERY COMPARTMENT
REF

| Key | Part Number | U/M | Description |
|-----|---------------|-----|------------------------------------|
| 1 | 085748-01-000 | EA | Label - Caution - Battery Charging |

WARNING
OPEN GASOLINE CAP SLOWLY TO PREVENT
SUDDEN RELEASE OF TANK PRESSURE.
DO NOT OVERFILL TANK.
REPLACE WITH ORIGINALLY CAP ONLY



UNLEADED FUEL ONLY

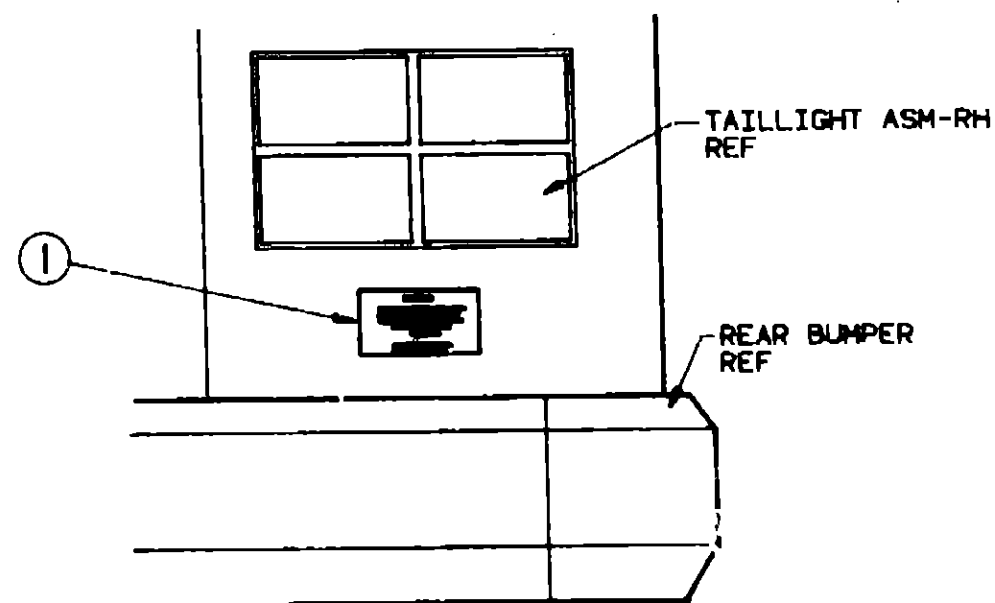
WARNING
ALL FLAT LEADS AND APPLIQUES SHALL
BE TURNED OFF BEFORE REMOVAL OF COVER
FUEL TANK AND/OR PERMANENTLY MOUNTED
LP-GAS CONTAINERS.



DOOR ASM-
FUEL FILL
REF

| Key | Part Number | U/M | Description |
|-----|---------------|-----|-----------------------------|
| 1 | 087207-05-000 | EA | Label - Fuel Cap Removal |
| 2 | 082043-01-000 | EA | Label - Unleaded Fuel |
| 3 | 008040-01-000 | EA | Tag - Gas Refueling Warning |

LABELS GROUP (CONTINUED)



TAILLIGHT ASM-RH
REF

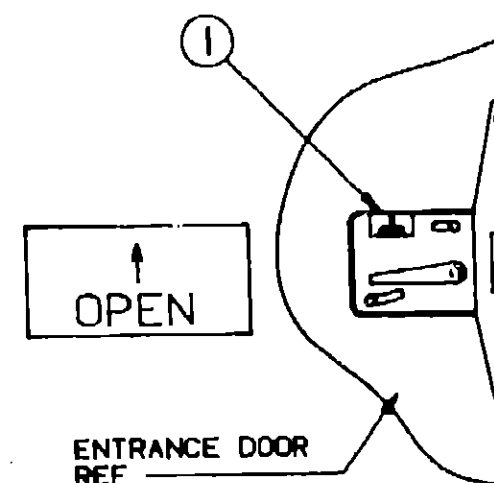
REAR BUMPER
REF

WARNING

DO NOT EXCEED THE VEHICLE WEIGHT RATINGS
OR LOADING RECOMMENDATIONS (E.G., GROSS
VEHICLE, GROSS AXLE, GROSS COMBINED) OF
THE CHASSIS MANUFACTURER OR
WINNEBAGO IND.

REFER TO YOUR OWNERS MANUAL,
BEFORE LOADING OR TOWING.

| Key | Part Number | U/M | Description |
|-----|---------------|-----|---------------------------------|
| 1 | 075220-01-000 | EA | Label - Warning - Exterior Load |



ENTRANCE DOOR
REF

| Key | Part Number | U/M | Description |
|-----|---------------|-----|------------------------------|
| 1 | 040944-01-000 | EA | Label - Open - Entrance Door |

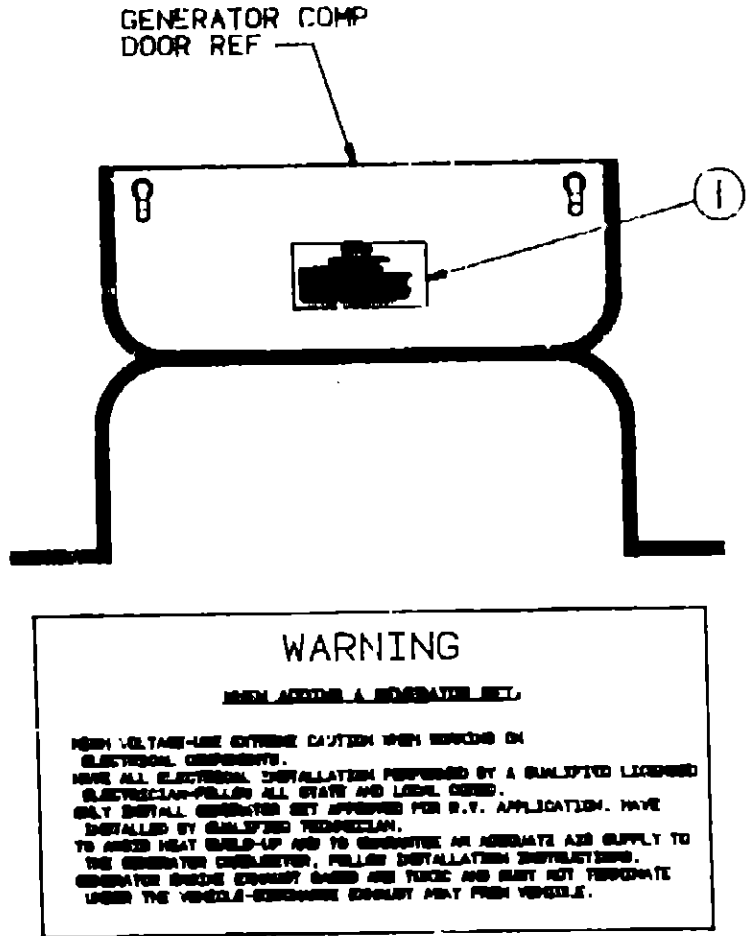
1990 WINNEBAGO TABLE OF CONTENTS

| | |
|------------------------------|-------------|
| INTRODUCTION | A-01 - A-02 |
| ABBREVIATIONS | A-03 |
| ALPHABETICAL/GROUP REFERENCE | A-04 - A-06 |
| WT319RB | A-07 - C-16 |
| WT320RC | C-17 - E-18 |
| WC323RC | E-19 - I-02 |

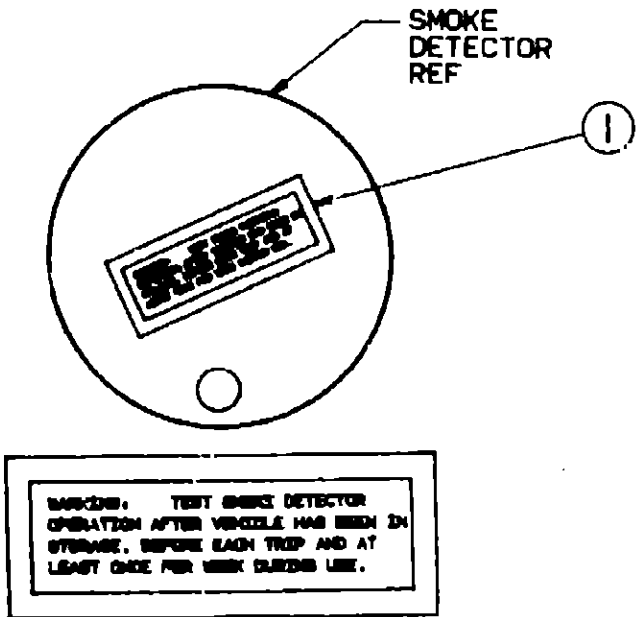
1990 WT320RC INDEX

| | |
|------------------------------------|-------------|
| Floor Plan | C-17 - C-18 |
| Accessories Group | C-19 |
| Bath Group | C-20 |
| Chassis Group | C-21 |
| Curtain, Cushion & Pad Group | C-22 - D-03 |
| Dinette Group | D-04 - D-05 |
| Driver's Compartment Group | D-06 |
| Electrical Group | D-07 - D-08 |
| Exterior Body Group | D-09 - D-12 |
| Galley Group | D-13 - D-15 |
| Heating & Air Conditioning Group | D-16 - D-17 |
| Interior Finish Group | D-18 - D-20 |
| Labels Group | D-21 - E-04 |
| LP Group | E-05 |
| Lounge Group | E-06 |
| Sealants & Fasteners Group | E-07 - E-08 |
| Water & Sewage Group | E-09 - E-10 |
| Window, Vent & Exterior Door Group | E-11 - E-18 |

LABELS GROUP (CONTINUED)

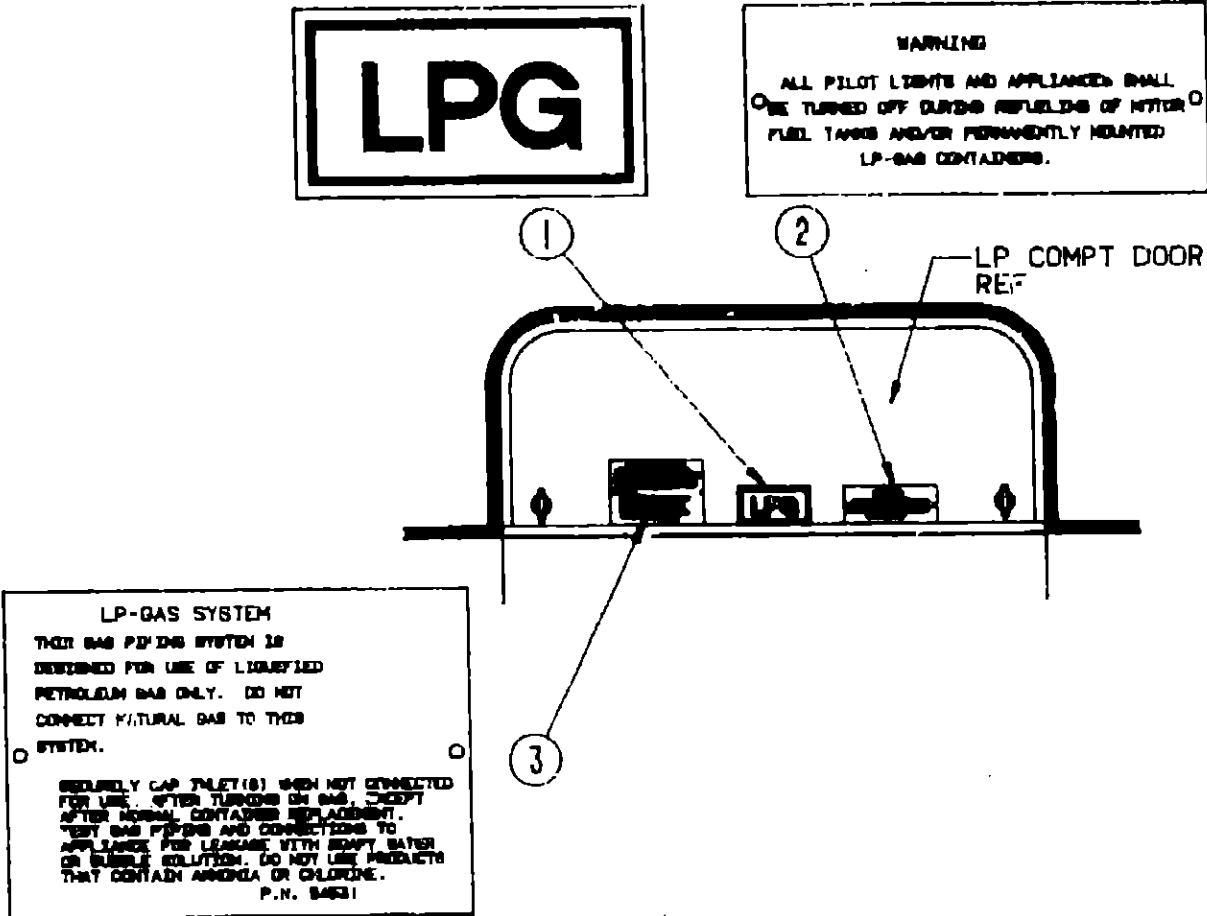


| Key | Part Number | U/M | Description |
|-----|---------------|-----|------------------------|
| 1 | 077510-01-000 | EA | Label - Generator Prep |

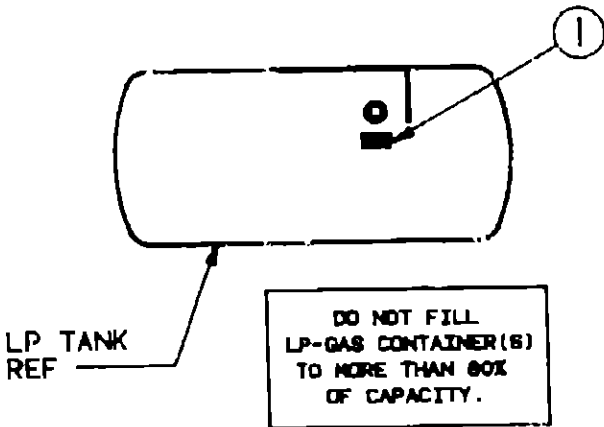


| Key | Part Number | U/M | Description |
|-----|---------------|-----|----------------------------------|
| 1 | 077958-01-000 | EA | Label - Warning - Smoke Detector |

LABELS GROUP (CONTINUED)



| Key | Part Number | U/M | Description |
|-----|---------------|-----|--|
| 1 | 074559-01-000 | EA | Label - "LPG" - 3.3" x 1.75" (California Code) |
| 2 | 006040-01-000 | EA | Tag - Gas Refueling - Warning |
| 3 | 054531-01-000 | EA | Label - LP Gas Only |



| Key | Part Number | U/M | Description |
|-----|---------------|-----|----------------------------|
| 1 | 079965-01-000 | EA | Label - LPG - 80% Capacity |

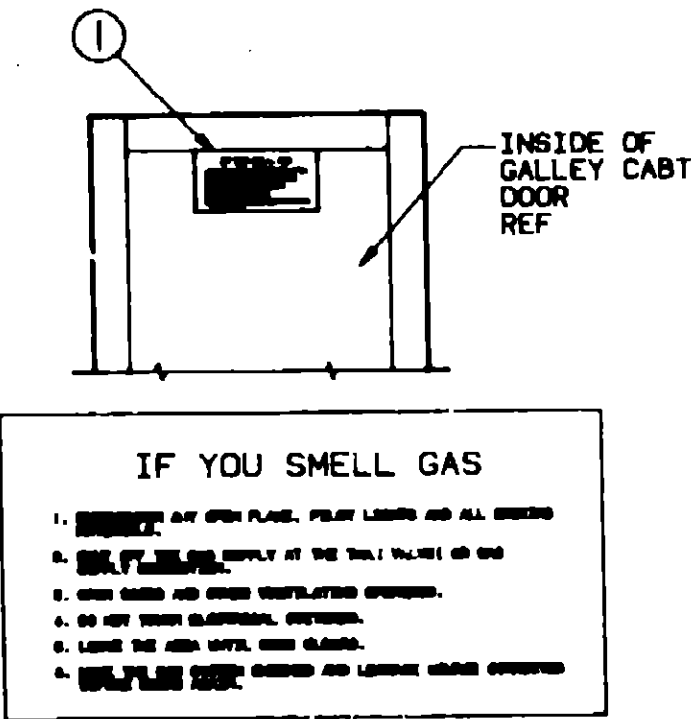
1990 WINNEBAGO
TABLE OF CONTENTS

| | |
|------------------------------|-------------|
| INTRODUCTION | A-01 - A-02 |
| ABBREVIATIONS | A-03 |
| ALPHABETICAL/GROUP REFERENCE | A-04 - A-08 |
| WT319RB | A-07 - C-16 |
| WT320RC | C-17 - E-18 |
| WC323RC | E-19 - I-02 |

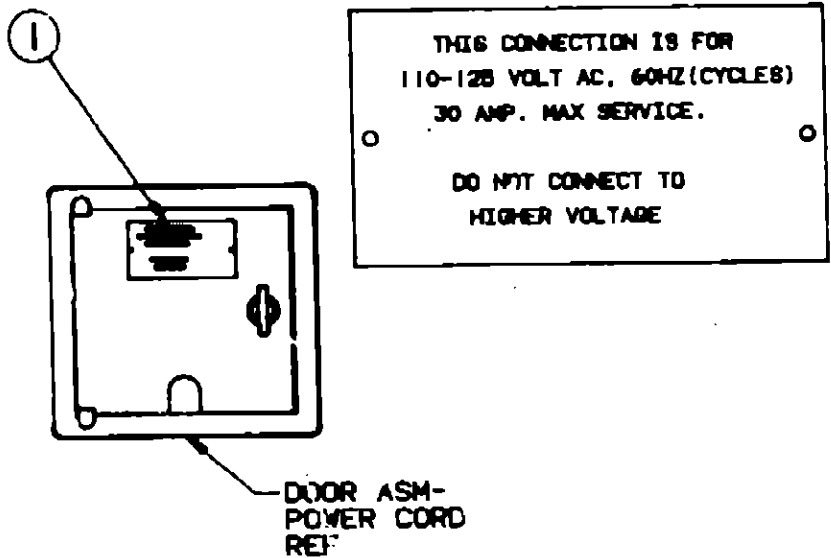
1990 WT320RC INDEX

| | |
|------------------------------------|-------------|
| Floor Plan | C-17 - C-18 |
| Accessories Group | C-19 |
| Bath Group | C-20 |
| Chassis Group | C-21 |
| Curtain, Cushion & Pad Group | C-22 - D-03 |
| Dinette Group | D-04 - D-05 |
| Driver's Compartment Group | D-06 |
| Electrical Group | D-07 - D-08 |
| Exterior Body Group | D-09 - D-12 |
| Galley Group | D-13 - D-15 |
| Heating & Air Conditioning Group | D-16 - D-17 |
| Interior Finish Group | D-18 - D-20 |
| Labels Group | D-21 - E-04 |
| LP Group | E-05 |
| Lounge Group | E-06 |
| Sealants & Fasteners Group | E-07 - E-08 |
| Water & Sewage Group | E-09 - E-10 |
| Window, Vent & Exterior Door Group | E-11 - E-18 |

LABELS GROUP (CONTINUED)

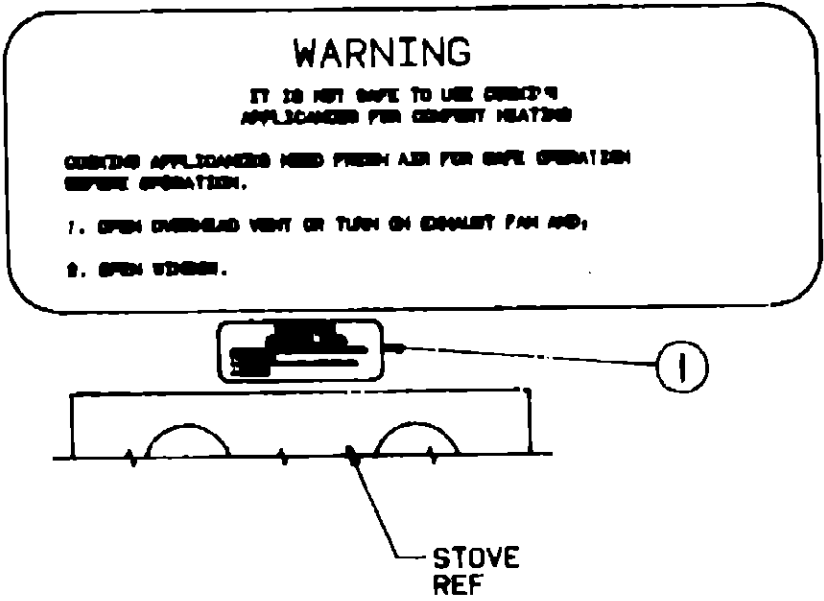


| Key | Part Number | U/M | Description |
|-----|---------------|-----|----------------------------|
| 1 | 073996-01-000 | EA | Label - LPG - Odor Warning |

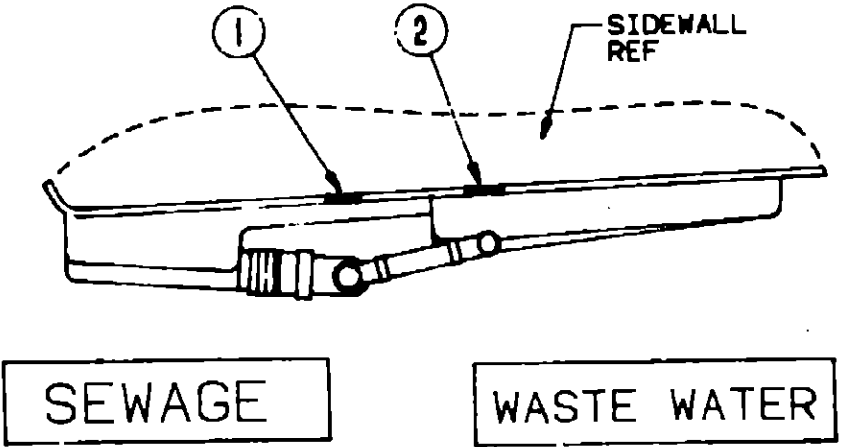


| Key | Part Number | U/M | Description |
|-----|---------------|-----|--|
| 1 | 005062-01-000 | EA | Tag - Electrical - 110 Volt Connection |

LABELS GROUP (CONTINUED)



| Key | Part Number | U/M | Description |
|-----|---------------|-----|------------------------------|
| 1 | 050225-01-000 | EA | Label - Warning - Stove Vent |



| Key | Part Number | U/M | Description |
|-----|---------------|-----|---------------------|
| 1 | 006187-01-000 | EA | Label - Sewage |
| 2 | 006188-01-000 | EA | Label - Waste Water |

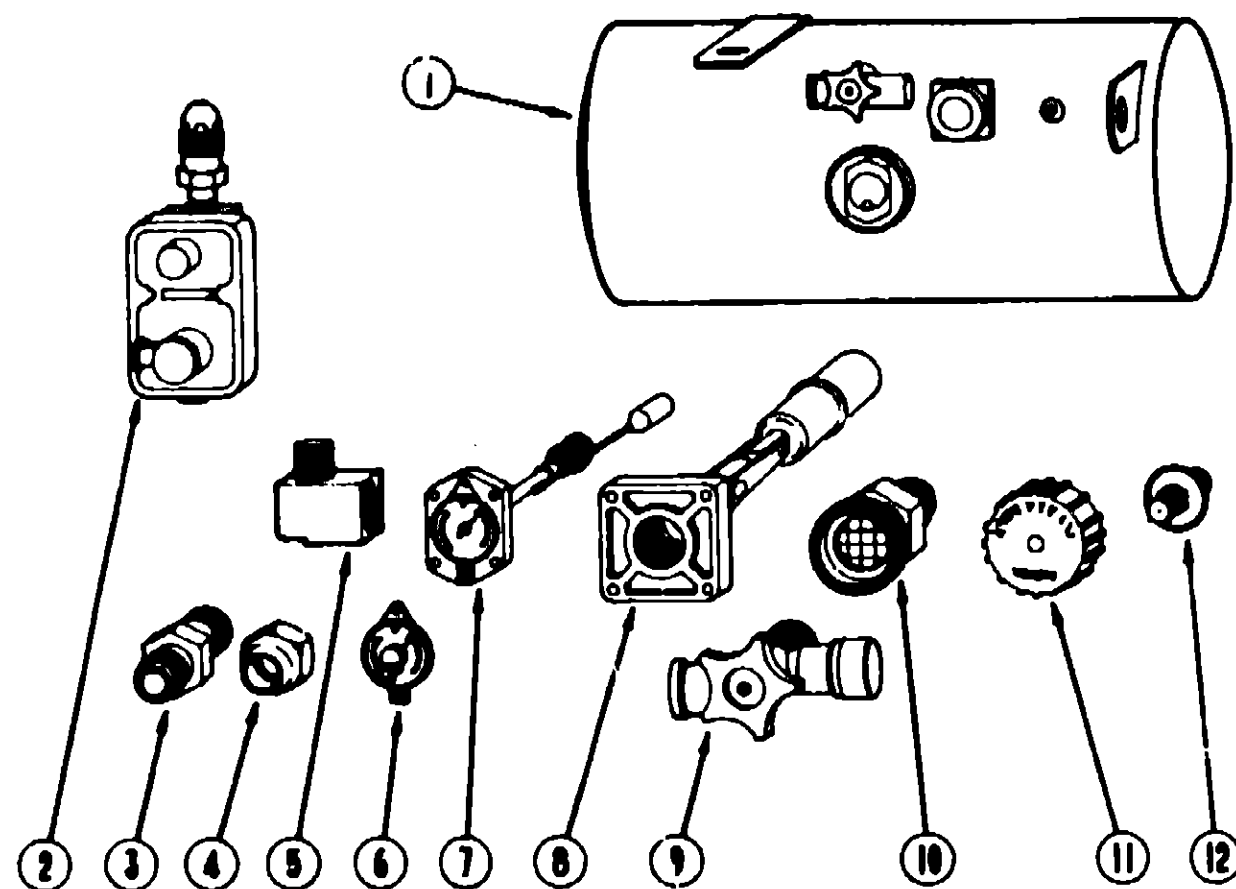
**1990 WINNEBAGO
TABLE OF CONTENTS**

| | |
|------------------------------|-------------|
| INTRODUCTION | A-01 - A-02 |
| ABBREVIATIONS | A-03 |
| ALPHABETICAL/GROUP REFERENCE | A-04 - A-06 |
| WT319RB | A-07 - C-16 |
| WT320RC | C-17 - E-18 |
| WC323RC | E-19 - I-02 |

1990 WT320RC INDEX

| | |
|------------------------------------|-------------|
| Floor Plan | C-17 - C-18 |
| Accessories Group | C-19 |
| Bath Group | C-20 |
| Chassis Group | C-21 |
| Curtain, Cushion & Pad Group | C-22 - D-03 |
| Dinette Group | D-04 - D-05 |
| Driver's Compartment Group | D-06 |
| Electrical Group | D-07 - D-08 |
| Exterior Body Group | D-09 - D-12 |
| Galley Group | D-13 - D-15 |
| Heating & Air Conditioning Group | D-16 - D-17 |
| Interior Finish Group | D-18 - D-20 |
| Labels Group | D-21 - E-04 |
| LP Group | E-05 |
| Lounge Group | E-06 |
| Sealants & Fasteners Group | E-07 - E-08 |
| Water & Sewage Group | E-09 - E-10 |
| Window, Vent & Exterior Door Group | E-11 - E-18 |

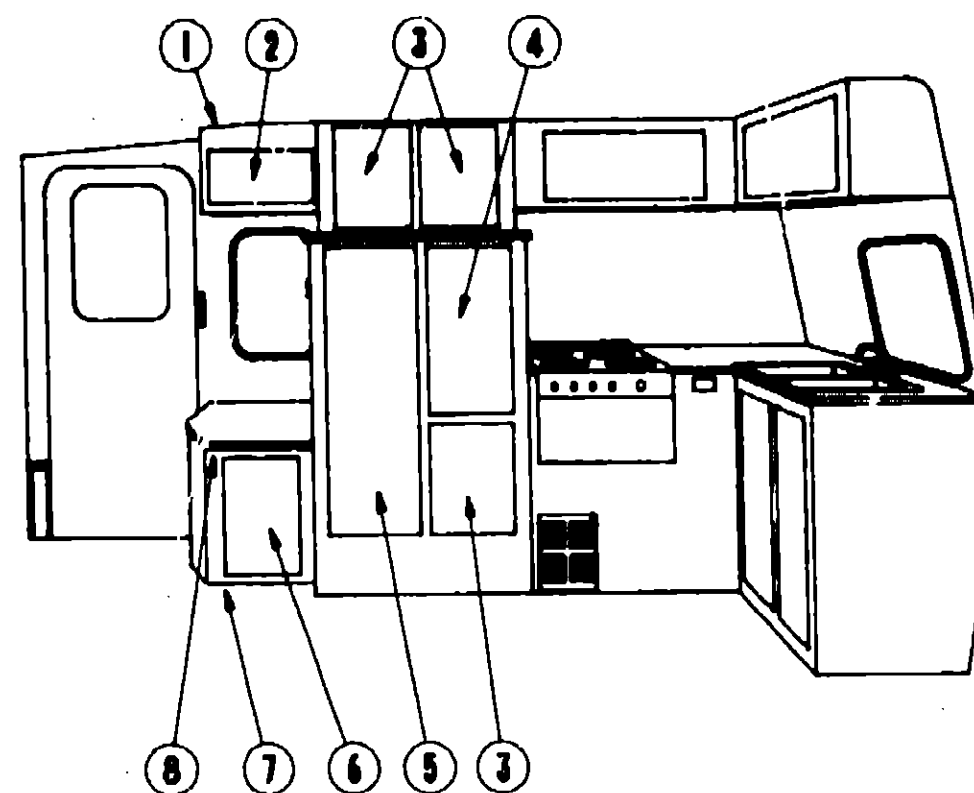
LP GROUP



LP TANK & COMPONENTS

| Key | Part Number | U/M | Description |
|-----|---------------|-----|--|
| 1 | 074140-01-000 | EA | Tank Asm. - LP - 28 Pound - 10" Diameter x 23" |
| 2 | 078301-01-000 | EA | Regulator - Two Stage - US (Dual) |
| 3 | 010323-01-000 | EA | Adapter - Brass - 3/8" F x 1/2" MPT |
| 4 | 010380-02-000 | EA | Nut - Brass - 1/2" F - Forged |
| 5 | 010377-02-000 | EA | Nut - Brass - 3/8" F - Forged |
| 6 | 085742-01-000 | EA | Tee - .38" F x .38" F x .25" FPT - Brass |
| 7 | 040440-02-000 | EA | Visible Dial - Float Gauge |
| 8 | 074039-01-700 | EA | Float Gauge - Bolt On |
| 9 | 040421-01-711 | EA | Inner Tank Valve - 80% Fill |
| 10 | 040421-01-703 | EA | Valve - Service/Vapor Relief w/Handwheel |
| 11 | 040421-01-708 | EA | Handwheel - Service/Vapor Relief Valve |
| 12 | 080450-01-700 | EA | Fill Valve - LP Tank |
| | 040421-01-702 | EA | Fill Cap - Plastic - Fill Valve |
| | 040421-01-700 | EA | Valve - Liquid Level - 20% LP |
| | 045703-01-000 | EA | Hose Asm. - LP - 3/8" ID x 24" |
| | 008042-01-000 | FT | Tubing - Vinyl - .85" ID |
| | 084884-01-000 | EA | Brass Plug - 3/8" |
| | 074458-01-000 | EA | Elbow - 3/8" MFL to 3/8" FFL Swivel |
| | 085318-02-000 | EA | Elbow - 90° - 3/8" MPT to 3/8" FPT |
| | 075148-02-000 | EA | Clamp Ground - Bronze Screws |
| | 000G11-08-128 | EA | Screw - 8 - 18 x 3/4" PPH ZN |

LOUNGE GROUP



WARDROBE & LOUNGE CABINETRY

| Key | Part Number | U/M | Description |
|-----|---------------|-----|---|
| 1 | M98424-01-AA3 | EA | Cabinet - Lounge Overhead - w/o Door or Hardware |
| 2 | M98852-50-A93 | EA | Door Asm. - Overhead Cabinet - 10" x 19" - w/o Hardware |
| 3 | M98852-89-A93 | EA | Door Asm. - Wardrobe - 14.4" x 17.9" - w/o Hardware |
| 4 | 095574-11-AA3 | EA | Countertop Asm. - Wardrobe |
| 5 | M98852-90-A93 | EA | Door Asm. - Wardrobe - 14.4" x 26.8" - w/o Hardware |
| 6 | M98852-17-A93 | EA | Door Asm. - Wardrobe - 45.5" x 15.5" - w/o Hardware |
| 7 | M98852-09-A93 | EA | Door Asm. - Corner Cabinet - 12" x 21.8" - w/o Hardware |
| 8 | 095489-01-AA3 | EA | Cabinet - Corner w/Countertop - w/o Door or Hardware |
| 9 | 095489-01-AA4 | EA | Cabinet - Corner w/Countertop - w/o Door or Hardware |
| 10 | 095489-12-AA3 | EA | Countertop - Corner Cabinet |
| 11 | 095489-12-AA4 | EA | Countertop - Corner Cabinet |

SWIVEL CHAIR (OPTION 39W)

| Key | Part Number | U/M | Description |
|---|---------------|-----|----------------------------------|
| 1 | 098429-02-A93 | EA | Swivel Chair Asm. - Aria |
| 2 | 098429-02-A94 | EA | Swivel Chair Asm. - Aria |
| 3 | 088245-01-000 | EA | Base w/Legs |
| 4 | 088245-03-000 | EA | Swivel Plate - w/o Tilt - w/Lock |
| 5 | 088245-08-000 | EA | Extension - 7" |
| 6 | 007021-01-000 | EA | Seat Belt - 2" x 90" - Black |
| See the Curtain Cushion & Pad Group for further breakdown of this item. | | | |

1990 WINNEBAGO TABLE OF CONTENTS

| | |
|------------------------------|-------------|
| INTRODUCTION | A-01 - A-02 |
| ABBREVIATIONS | A-03 |
| ALPHABETICAL/GROUP REFERENCE | A-04 - A-06 |
| WT319RB | A-07 - C-16 |
| WT320RC | C-17 - E-18 |
| WC323RC | E-19 - I-02 |

1990 WT320RC INDEX

| | |
|------------------------------------|-------------|
| Floor Plan | C-17 - C-18 |
| Accessories Group | C-19 |
| Bath Group | C-20 |
| Chassis Group | C-21 |
| Curtain, Cushion & Pad Group | C-22 - D-03 |
| Dinette Group | D-04 - D-05 |
| Driver's Compartment Group | D-06 |
| Electrical Group | D-07 - D-08 |
| Exterior Body Group | D-09 - D-12 |
| Galley Group | D-13 - D-15 |
| Heating & Air Conditioning Group | D-16 - D-17 |
| Interior Finish Group | D-18 - D-20 |
| Labels Group | D-21 - E-04 |
| LP Group | E-05 |
| Lounge Group | E-06 |
| Sealants & Fasteners Group | E-07 - E-08 |
| Water & Sewage Group | E-09 - E-10 |
| Window, Vent & Exterior Door Group | E-11 - E-18 |

SEALANTS & FASTENERS GROUP

SCREWS & FASTENERS

| Key | Part Number | U/M | Description |
|-----|---------------|-----|--|
| | 000C13-07-488 | EA | Bolt - Hex - 7/16 - 20 x 3 - Zn 5 |
| | 000C28-05-208 | EA | Bolt - Hex - Ser Fig 5/16 - 18 x 1 1/4" - Zinc |
| | 000D24-10-008 | EA | Nut - Hex - Locking - 10-32 - Zn |
| | 000D38-05-008 | EA | Nut - Hex - Ser Fig Lk - 5/16 - 18 - Zn |
| | 000D38-08-008 | EA | Nut - Hex - Ser Fig Lk - 3/8 - 18 - Zn |
| | 000D38-09-008 | EA | Nut - Hex - Ser Fig Lk - 1/2 - 13 - Zn |
| | 000D44-07-008 | EA | Nut - Hex - Ser Fig Lk - 7/16 - 20 - Zn |
| | 000E13-11-008 | EA | Washer - Flat - 3/16" Wide - Zn |
| | 000G11-08-10J | EA | Screw - 6 - 20 x 5/8 PPH - Brass |
| | 000G11-07-088 | EA | Screw - 7 - 18 x 1/2 PPH - Zn |
| | 000G11-08-088 | EA | Screw - 8 - 18 x 3/8 PPH - Zn |
| | 000G11-08-12B | EA | Screw - 8 - 18 x 3/4 PPH - Zn |
| | 000G11-08-12D | EA | Screw - 8 - 18 x 3/4 PPH - Black |
| | 000G11-08-12P | EA | Screw - 8 - 18 x .75 - Dark Brown |
| | 000G11-08-12R | EA | Screw - 8 - 18 x .75 PPH - Beige |
| | 000G11-08-12S | EA | Screw - 8 - 18 x .75 PPH - Off White |
| | 000G11-08-18S | EA | Screw - 8 - 18 x 1.00 PPH - Off White |
| | 000G11-10-12D | EA | Screw - 10 - 18 x 3/4 PPH - Black |
| | 000G11-10-24P | EA | Screw - 10 - 18 x 1 1/2 PPH - Dark Brown |
| | 000G12-08-12S | EA | Screw - 8 - 18 x .75 POH - Off White |
| | 000G12-08-18S | EA | Screw - 8 - 18 x 1" POH - Off White |
| | 000G13-08-088 | EA | Screw - 6 - 20 x 1/2 PFH - Zn |
| | 000G13-08-10G | EA | Screw - 6 - 20 x 5/8 PFH - Antique Brass |
| | 000G13-07-12B | EA | Screw - 7 - 18 x 3/4 PFH - Zn |
| | 000G13-08-18B | EA | Screw - 8 - 18 x 1 PFH - Zn |
| | 000G18-08-12B | EA | Screw - Machine - 8 - 32 x 3/4" PPH - Zn |
| | 000G18-08-18B | EA | Screw - Machine - 8 - 32 x 1 PPH - Zn |
| | 000G18-08-22B | EA | Screw - Machine - 8 - 32 x 1 3/8 PPH - Zn |
| | 000G38-08-088 | EA | Screw - SF/DR 8 - 18 x 1/2 PPH - Zn |
| | 000G38-08-08R | EA | Screw - SF/DR 8 - 18 x 1/2 PPH - Beige |
| | 000G38-08-12B | EA | Screw - SF/DR 8 - 18 x 3/4 PPH - Zn |
| | 000G38-08-12R | EA | Screw - SF/DR 8 - 18 x 3/4 PPH - Beige |
| | 000G38-08-18S | EA | Screw - SF/DR 8 - 18 x 1.00 PPH - Off White |
| | 000G38-08-24B | EA | Screw - SF/DR 8 - 18 x 1 1/2 PPH - Zn |
| | 000G38-03-24S | EA | Screw - SF/DR 8 - 18 x 1.50 PPH - Off White |
| | 000G38-10-10S | EA | Screw - SF/DR 10 - 18 x .82" PPH - Off White |
| | 000G38-10-12D | EA | Screw - SF/DR 10 - 18 x 3/4 PPH - Black |
| | 000G38-10-20B | EA | Screw - SF/DR 10 - 18 x 1 1/4 PPH - Zn |
| | 000G42-04-18B | EA | Screw - SF/DR 1/4 - 14 x 1 HWH - Zn |
| | 000G53-04-08B | EA | Screw - Machine - 1/4 - 20 x 3/8 PPH - Zn |
| | 000G54-04-20B | EA | Screw - 1/4 - 20 x 1 1/4 PTH Typ 23 - Zn |
| | 000G67-10-08B | EA | Screw - 10 - 12 x 1/2 PPH - Zn |
| | 000G67-10-08R | EA | Screw - 10 - 12 x 1/2 PPH - Beige - Type A |
| | 000G67-10-10B | EA | Screw - 10 - 12 x 5/8 PPH - Zn - Type A |
| | 000G67-10-10R | EA | Screw - 10 - 12 x 5/8 PPH - Beige - Type A |
| | 000G67-10-12B | EA | Screw - 10 - 12 x 3/4 PPH - Zn |
| | 000G67-10-12P | EA | Screw - 10 - 12 x .75 PPH - Dark Brown |
| | 000G67-10-12D | EA | Screw - 10 - 12 x .75 PPH - Tan |
| | 000G67-10-24B | EA | Screw - 10 - 12 x 1 1/2 PPH - Zn |
| | 000G67-10-32B | EA | Screw - 10 - 12 x 2 PPH - Zn |
| | 000G68-08-10G | EA | Screw - 8 - 18 x 5/8 POH - Antique Brass |
| | 000H18-04-08R | EA | Rivet - Pop - AL 1/8 x .313 - .375 |
| | 005081-01-000 | EA | Nut - Speed - C Type - No. 8 Screw |
| | 082401-02-000 | EA | Clamp - Hose - Wormgear - 1.58" - 2.5" |
| | 082401-08-000 | EA | Clamp - Hose - Wormgear - .22" x .82" |
| | 007181-01-000 | EA | Clamp - Hose - Spring Type - 1/2" |
| | 008343-01-000 | EA | Tie - Wire - 6" |
| | 008388-01-000 | EA | Grommet - Snap - 3/8 |

SEALANTS & FASTENERS GROUP (CONTINUED)

SCREWS & FASTENERS (CONTINUED)

| Key | Part Number | U/M | Description |
|-----|---------------|-----|--|
| | 008401-01-000 | EA | Strap - Conduit - 3/4" - 1 Hole - Galvanized Steel |
| | 010485-01-000 | EA | Clamp - Cable - 9/16" |
| | 010497-01-000 | EA | Clamp - Closed - 5/8" ID |
| | 010497-03-000 | EA | Clamp - Closed - 1 ID - Cushioned |
| | 010499-01-000 | EA | Clamp - Closed - 3/8" ID |
| | 018804-01-000 | EA | Brace - Cabinet - Angled Metal - 2.5" |
| | 083809-01-000 | EA | Clamp - Wire Dual - Equal 5/8" Dia. |
| | 084884-01-000 | EA | Plug - Brass - 3/8" |
| | 087721-01-000 | EA | Screw - Flat Head - Tapping - 1/4 x 1 1/4 LG - Zn |
| | 089371-01-000 | EA | Screw - Machine - 8 - 32 x 3 5/16 - Zn |
| | 075148-02-000 | EA | Clamp - Grounding - Bronze Screws |
| | 075908-01-000 | EA | Screw - Machine - 10 - 32 x .56 PTH - Zn |
| | 049485-04-000 | EA | Screw - 10 - 18 x 1 PTH w/Washer - Beige |
| | 076790-01-000 | EA | Screw - 6 - 20 x 1 1/4 PPH - Black |
| | 083729-04-000 | EA | Rivet - 10 - 32 UNF - .010 - .080 |

SEALANTS & ADHESIVES

| Key | Part Number | U/M | Description |
|-----|---------------|-----|--|
| | 004020-01-000 | QT | Adhesive - ABS Cement (Plastic Filings) |
| | 004005-02-000 | GL | Adhesive - Swifts - Glue (Sidewalls) |
| | 053786-07-000 | EA | Bedding Compound - Tube - Beige (Exterior) |
| | 053778-08-000 | EA | Bedding Compound - Tube - Clear (Window) |
| | 053786-08-000 | EA | Bedding Compound - Tube - Gray (Exterior) |
| | 102352-01-000 | EA | Bedding Compound - Tube - Black (Luggage Compartment) |
| | 053786-02-000 | EA | Bedding Compound - Tube - Off White (Exterior) |
| | 002328-02-000 | EA | Block - Rubber Spacer (Windshield) |
| | 077967-01-000 | EA | Sealant - Acrylic Latex - Tube - Off White (Interior Sealant) |
| | 034552-04-000 | EA | Sealant - Silicone - Beige |
| | 034552-02-000 | EA | Sealant - Silicone - Clear |
| | 034552-07-000 | EA | Sealant - Silicone - Dark Gray |
| | 034552-08-000 | EA | Sealant - Silicone - Off White |
| | 039518-01-000 | EA | Sealant - Silicone - Black |
| | 089840-01-000 | FT | Sealer Ribbon - .25" Bead x 20' |
| | 089840-02-000 | FT | Sealer Ribbon - .5" x .125" x 30' |
| | 089840-03-000 | FT | Sealer Ribbon - .75" x .125" x 30' |
| | 089840-08-000 | FT | Sealer Ribbon - 1/32" x 2.5" x 30' |
| | 089840-08-000 | FT | Sealer Ribbon - 5/16" Bead x 15' |
| | 089840-07-000 | FT | Sealer Ribbon - 2" x 3/32" x 30' |
| | 089840-10-000 | FT | Sealer Ribbon - 1/32" x 1.5" x 100' |
| | 002707-02-000 | FT | Sealer Tape - 5/16" x 1/2" |
| | 074497-14-700 | EA | Sealer - Stain (Ceiling) |
| | 102353-01-700 | EA | Seam Sealer - Tube - Gray (Roof Seams) |
| | 094401-01-000 | EA | Seam Sealer - Tube - Clear (Cap to Sidewall) |
| | 102353-01-700 | EA | Seam Sealer - Tube - Aluminum (Roof) |
| | 083642-01-000 | FT | Tape - Adhesive - .10mm x 1.5" Wide |
| | 038888-01-000 | EA | Tape - Butyl - .31" x .31" x 148" (Windshield) |
| | 076322-01-000 | FT | Tape - Foam - Double Coated - .025 x .75 x 72' (Fiberglass Sidewall Seams) |
| | 076322-02-000 | FT | Tape - Foam - Double Coated - .045 x 1" (Fiberglass Sidewall Seams) |
| | 100028-01-000 | FT | Tape - Foam - Double Coated - .031 x .75 x 72' (Non-Structural Fastening) |
| | 008200-01-000 | EA | Tape - Furnace - 1.5" |
| | 002825-01-000 | FT | Weather Stripping (Roof Vent) |
| | 081377-01-700 | EA | Adhesive - Cyanoacrylate - 10GM |

1990 WINNEBAGO
TABLE OF CONTENTS

| | |
|------------------------------|-------------|
| INTRODUCTION | A-01 - A-02 |
| ABBREVIATIONS | A-03 |
| ALPHABETICAL/GROUP REFERENCE | A-04 - A-06 |
| WT318RB | A-07 - C-16 |
| WT320RC | C-17 - E-18 |
| WC323RC | E-19 - I-02 |

1990 WT320RC INDEX

| | |
|------------------------------------|-------------|
| Floor Plan | C-17 - C-18 |
| Accessories Group | C-19 |
| Bath Group | C-20 |
| Chassis Group | C-21 |
| Curtain, Cushion & Pad Group | C-22 - D-03 |
| Dinette Group | D-04 - D-05 |
| Driver's Compartment Group | D-06 |
| Electrical Group | D-07 - D-08 |
| Exterior Body Group | D-09 - D-12 |
| Galley Group | D-13 - D-15 |
| Heating & Air Conditioning Group | D-16 - D-17 |
| Interior Finish Group | D-18 - D-20 |
| Labels Group | D-21 - E-04 |
| LP Group | E-05 |
| Lounge Group | E-06 |
| Sealants & Fasteners Group | E-07 - E-08 |
| Water & Sewage Group | E-09 - E-10 |
| Window, Vent & Exterior Door Group | E-11 - E-18 |

WATER & SEWAGE GROUP

DRAINAGE SYSTEM

| Key | Part Number | U/M | Description |
|-----|---------------|-----|---|
| | 062416-01-000 | EA | Adapter - Sewer Hose to 3" Pipe |
| | 062422-01-000 | EA | Adapter - Offset Reducer - 3" x 1 1/2" |
| | 010122-01-000 | EA | Bushing - Plastic - Red - 1 1/2 S x 1 1/4 T |
| | 011061-02-000 | EA | Continuous Waste - Double Sink - 11 7/8" |
| | 078406-01-000 | EA | Coupler - Rubber - 3" x 3" |
| | 010009-01-000 | EA | Elbow - Plastic - 1/4 BD x 1 1/2 x 90° |
| | 010006-01-000 | EA | Elbow - Plastic - 1/8 BD x 1 1/2 x 45° H x H |
| | 010006-01-000 | EA | Elbow - Plastic - 1/4 BD x 1 1/2 x 90° - Left |
| | 034250-01-000 | EA | Elbow - Plastic - 1/4 BD x 1 1/2 x 90° H x H |
| | 024676-01-000 | EA | Flange - Closet Toilet - 4" x 3" |
| | 061607-01-000 | EA | Grommet - Holding Tank Coupler - 1 1/2" |
| | 061607-02-000 | EA | Grommet - Holding Tank Coupler - 3" |
| | 011066-03-000 | EA | P-Trap - 1 1/4" - Plastic (US) |
| | 011066-02-000 | EA | P-Trap - 1 1/4" - Plastic (CSA) |
| | 010166-01-000 | EA | Plug - Plastic - 1 1/4" |
| | 063558-02-000 | EA | Roof Vent - Covered - Vent Pipe |
| | 063558-03-000 | EA | Roof Vent - Covered - Vent Pipe |
| | 039861-01-000 | EA | Sending Unit Asm. |
| | 062415-01-000 | EA | Sewer Cap - 3" |
| | 062415-01-700 | EA | String - Sewer Cap |
| | 010201-01-000 | EA | Sewer Hose - 3" ID x 20' |
| | M02630-06-W17 | EA | Shower Pan Asm. |
| | 066615-01-000 | EA | Sink - Double - Stainless Steel w/Mounting Hardware |
| | 066654-01-000 | EA | Sink - Double - Stainless Steel w/Mounting Hardware |
| | 066627-01-01A | EA | Sink - Rectangular - Lavatory |
| | 066627-01-700 | EA | Sink Stopper |
| | 066627-01-701 | EA | Tailpiece |
| | 066436-01-000 | EA | Slip Nut - 1.5 - Tailpiece |
| | 066440-01-000 | EA | Strainer - Shower Drain |
| | 066437-01-000 | EA | Strainer - Sink - Galley |
| | 066437-01-700 | EA | Strainer - Sink (Basket Only) |
| | 011066-03-000 | EA | Tailpiece - 1 1/2 x 1 1/4 x 4" - Brass |
| | 074300-01-000 | EA | Tank - Holding - 13 Gal. w/o Fittings - Waste Water |
| | 064679-01-000 | EA | Tank - Holding - 11.5 Gal. w/o Fittings - Sewage |
| | 010079-01-000 | EA | Tee - Plastic - 1 1/2 H x 1 1/2 H x 1 1/4 H |
| | 010071-01-000 | EA | Tee - Plastic - 1 1/2 H x H x H |
| | 063740-01-000 | EA | Toilet - Ivory - Aqua Magic |
| | 062421-01-000 | EA | Valve - 1 1/2" w/Handle |
| | 076642-01-000 | EA | Valve - 3" x 1.5" w/Handle |
| | 072346-01-000 | EA | Valve Asm. - 3" ELL w/2" Socket |
| | 079966-01-000 | EA | Vent - Mechanical Trap Arm |
| | 061206-01-000 | EA | Washer - Rubber - .06 x .75 x .50 |
| | 066735-01-000 | EA | Washer - Tailpiece - 1.5 - Plastic |
| | 010073-01-000 | EA | Wye - Plastic - 1 1/2 x 45 x H x H |

• These parts were used from 1/2/80 on.

WATER & SEWAGE GROUP (CONTINUED)

WATER LINES & HARDWARE

| Key | Part Number | U/M | Description |
|-----|--|-----|--|
| | 044927-01-000 | EA | Adapter - Plastic - 1 1/4" MPT x 1 1/4" Bar (Water Tank) |
| | 079317-01-000 | EA | Adapter - Swivel - .5 Tube x .5 FPT |
| | 010224-01-000 | EA | Adapter - Plastic - 3/8 MPT x 3/8 BARB |
| | 052954-01-000 | EA | Adapter - Nose Cone - 3/8" x 1/2" Tubing |
| | 036522-02-000 | EA | Cap - Brass - 1/2" Flare |
| | 065120-01-000 | EA | Elbow - Plastic - Swivel - 50 |
| | 070924-01-000 | EA | Elbow - Plastic - Swivel - 1/2 MPT 1/2 FP |
| | 075240-06-000 | EA | Faucet - Lavatory - Bone |
| | 011053-04-000 | EA | Faucet - Swing Spout - Galley - 8" |
| | 091253-01-000 | EA | Gasket - Galley/Lavatory Faucet |
| | 075241-05-00U | EA | Faucet - Shower - Bone |
| | 077954-02-000 | EA | Filter/Screen (In Water Tank) |
| | 052961-01-000 | EA | Header - 1/2 MPT x 1/2 F x 1/2 F x 1/2 F |
| | 052952-01-00U | EA | Nut - Plastic - 1/2" F |
| | 052953-01-000 | EA | Nut - Faucet - 1/2" Tube x 1/2" FPT |
| | 049032-01-000 | EA | Patch - Spinweld - Plastic - 3/8" |
| | 096607-01-000 | EA | Pump - Water - 2.8 GPM - Direct Flow (US) |
| | 096607-01-700 | EA | Pumphead - Replacement |
| | 096607-01-701 | EA | Drive Asm. |
| | 096607-01-702 | EA | Diaphragm Kit |
| | 096607-01-703 | EA | Valve Asm. |
| | 096607-01-704 | EA | Upper Housing |
| | 096607-01-705 | EA | Check List Kit |
| | 096607-01-706 | EA | Switch Asm. - Complete |
| | 096607-01-707 | EA | Motor Baseplate Replacement |
| | 039861-01-000 | EA | Sending Unit Asm. |
| | 011048-02-000 | EA | Shower Head - w/60" Hose |
| | 042969-03-000 | EA | Spinweld Fitting - Plastic - 1/4" NPT |
| | 042969-05-000 | EA | Spinweld Fitting - Plastic - 1/2" FPT |
| | 042969-04-000 | EA | Spinweld Fitting - Plastic - 3/8" FPT |
| | 052955-01-000 | EA | Tee - Plastic - 1/2" F x 1/2" F x 1/2" MPT |
| | 052956-01-000 | EA | Tee - Plastic - 1/2 F x 1/2 MPT x 1/2 F |
| | 052958-01-000 | EA | Tee - Plastic - 1/2" F x 1/2" F x 1/2" F |
| | 039800-03-000 | FT | Tubing - Polybutyl - 3/8" x 250' (Water Line) |
| | 039800-01-000 | FT | Tubing - Polybutyl - 1/2" OD x 20' (Water Line) |
| | 079381-01-000 | FT | Tubing - Flex/Smooth - 1.25 ID (Water Tank) |
| | 074482-02-000 | FT | Tubing - Vinyl - 3/8" ID |
| | 052960-01-000 | EA | Valve - Line Drain - 1/2" F x 1/2" F |
| | 052960-01-700 | EA | Connector Union - 1/2" F x 1/2" F |
| | 064677-02-000 | EA | Water Tank - 14 Gal. w/Fittings |
| | 096449-01-000 | EA | Wire Asm. - Water Tank |
| •• | 051391-02-000 | EA | Water Heater - w/o Motoraid - Electronic Ignition - Atwood - G4-SM |
| •• | The illustrated parts breakdown for this item is provided on the Common Items Fiche. | | |

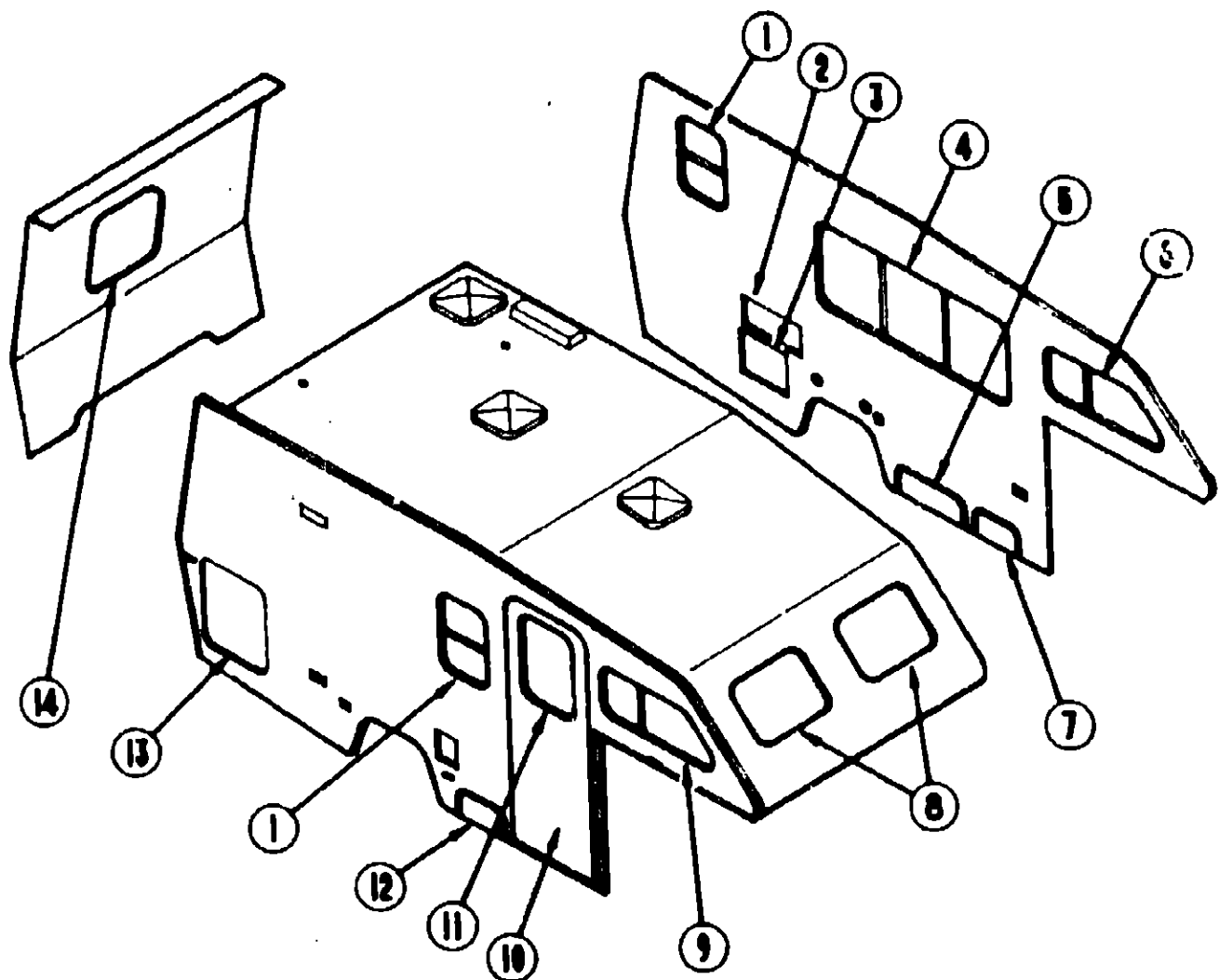
1990 WINNEBAGO TABLE OF CONTENTS

| | |
|------------------------------|-------------|
| INTRODUCTION | A-01 - A-02 |
| ABBREVIATIONS | A-03 |
| ALPHABETICAL/GROUP REFERENCE | A-04 - A-06 |
| WT319RB | A-07 - C-16 |
| WT320RC | C-17 - E-18 |
| WC323RC | E-19 - I-02 |

1990 WT320RC INDEX

| | |
|------------------------------------|-------------|
| Floor Plan | C-17 - C-18 |
| Accessories Group | C-19 |
| Bath Group | C-20 |
| Chassis Group | C-21 |
| Curtain, Cushion & Pad Group | C-22 - D-03 |
| Dinette Group | D-04 - D-05 |
| Driver's Compartment Group | D-06 |
| Electrical Group | D-07 - D-08 |
| Exterior Body Group | D-09 - D-12 |
| Galley Group | D-13 - D-15 |
| Heating & Air Conditioning Group | D-16 - D-17 |
| Interior Finish Group | D-18 - D-20 |
| Labels Group | D-21 - E-04 |
| LP Group | E-05 |
| Lounge Group | E-06 |
| Sealants & Fasteners Group | E-07 - E-08 |
| Water & Sewage Group | E-09 - E-10 |
| Window, Vent & Exterior Door Group | E-11 - E-18 |

WINDOWS, VENTS & EXTERIOR DOORS
WINDOWS & ACCESS DOORS



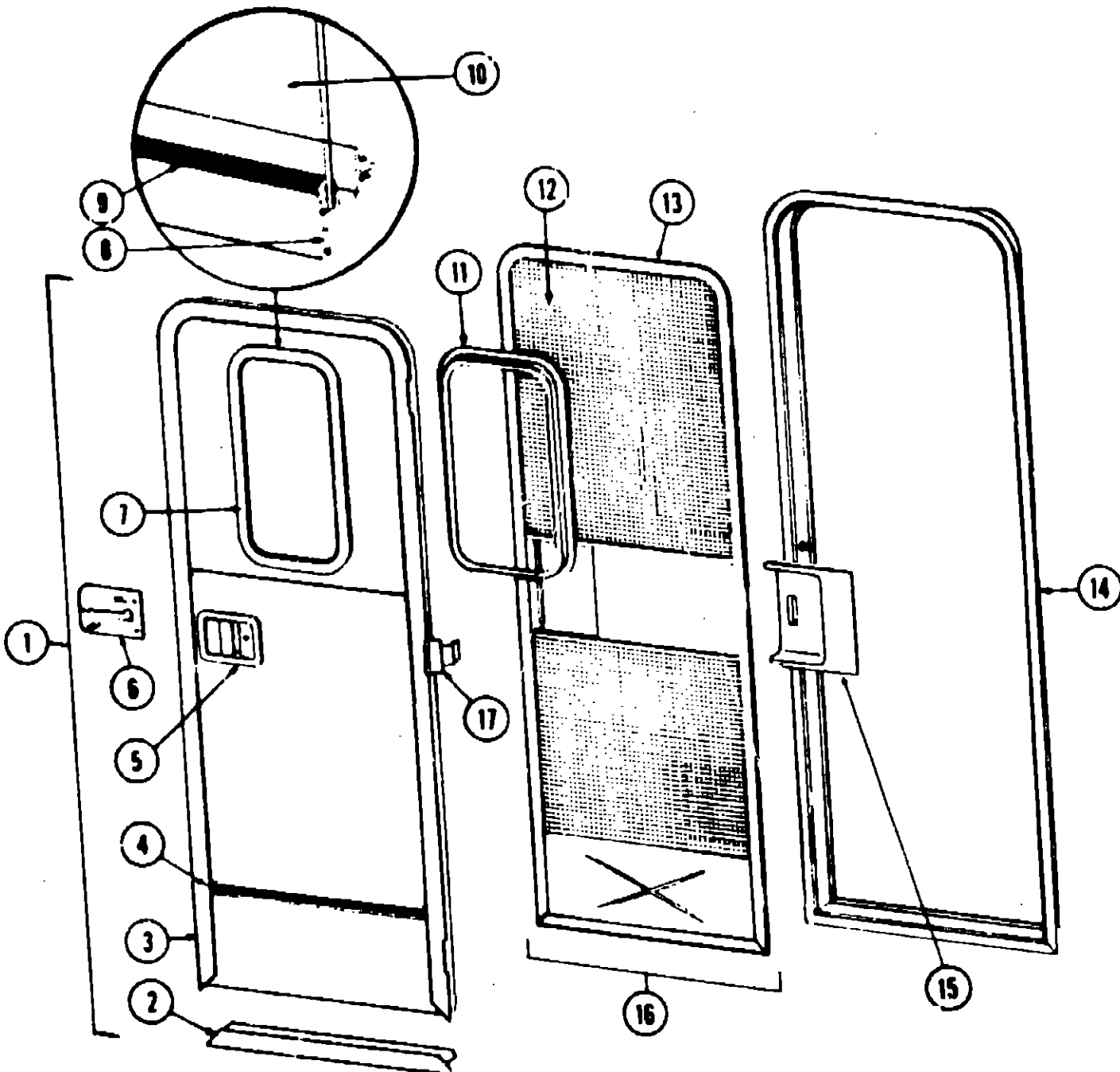
| Key | Part Number | U/M | Description |
|-----|---------------|-----|--------------------------------------|
| 1 | 098844-01-715 | EA | Window Asm. - Vertical Slider |
| 2 | 084103-03-000 | EA | Door Asm. - Refrigerator Access |
| 3 | 052009-01-000 | EA | Door Asm. - Water Heater - Off White |
| 4 | 098845-01-709 | EA | Window Asm. - Slider |
| 5 | 084574-02-X01 | EA | Door Asm. - Storage |
| 6 | 098846-02-700 | EA | Window Asm. - Slant Slider |
| 7 | 084574-01-AA3 | EA | Door Asm. - LP |
| 8 | 078533-03-W17 | EA | Window Asm. - Front Picture |
| 9 | 098846-01-708 | EA | Window Asm. - Slant Slider |
| 10 | M01870-35-A93 | EA | Door Asm. - Entrance |
| 11 | 079733-07-AA8 | EA | Window Asm. - Entry Door |
| 12 | 084574-03-XC1 | EA | Door Asm. - Battery |
| 13 | 079578-09-AA3 | EA | Door Asm. - Luggage |
| 13 | 083840-02-Y03 | EA | Door Asm. - Generator |
| 14 | 079415-01-T03 | EA | Window Asm. |

1990 WINNEBAGO
TABLE OF CONTENTS

| | |
|------------------------------|-------------|
| INTRODUCTION | A-01 - A-02 |
| ABBREVIATIONS | A-03 |
| ALPHABETICAL/GROUP REFERENCE | A-04 - A-08 |
| WT318RB | A-07 - C-16 |
| WT320RC | C-17 - E-18 |
| WC323RC | E-19 - I-02 |

1990 WT320RC INDEX

| | |
|------------------------------------|-------------|
| Floor Plan | C-17 - C-18 |
| Accessories Group | C-19 |
| Bath Group | C-20 |
| Chassis Group | C-21 |
| Curtain, Cushion & Pad Group | C-22 - D-03 |
| Dinette Group | D-04 - D-05 |
| Driver's Compartment Group | D-06 |
| Electrical Group | D-07 - D-08 |
| Exterior Body Group | D-09 - D-12 |
| Galley Group | D-13 - D-15 |
| Heating & Air Conditioning Group | D-16 - D-17 |
| Interior Finish Group | D-18 - D-20 |
| Labrta Group | D-21 - E-04 |
| LP Group | E-05 |
| Lounge Group | E-06 |
| Sealants & Fasteners Group | E-07 - E-08 |
| Water & Sewage Group | E-09 - E-10 |
| Window, Vent & Exterior Door Group | E-11 - E-18 |



| Key | Part Number | U/M | Description |
|-----|---------------|-----|---|
| 1 | M01870-35-A83 | EA | Door Asm. - Radius Entry - w/Window & Screen Door |
| 2 | 077988-04-000 | EA | Frame - Entry Door (Bottom Portion Only) |
| 3 | 078483-01-000 | EA | Frame - Entry Door (Except Bottom Portion) |
| 4 | 059578-05-000 | EA | Feature Strip w/o Insert - 14" - Off White |
| | 001010-02-100 | EA | Insert - Feature Strip - 17" - Off White |
| | 009731-01-000 | EA | End Cap - Feature Strip |
| 5 | 045017-10-000 | EA | Latch - Entrance Door - Black |
| | 039539-01-000 | EA | Striker Bolt - Entrance Door |
| | 039540-01-000 | EA | Latch Asm. - Interior - Entrance Door |
| 6 | 039979-03-000 | EA | Cover Asm. - Interior Latch - Black |
| 7 | 079733-07-AA8 | EA | Window Asm. - Picture - Black (w/o Inside frame) |
| 8 | 069840-06-000 | FT | Ribbon Sealer - 5/16" Bead x 15' |
| 9 | 050216-02-000 | FT | Spline - Glass - .19" - Black |
| 10 | 002181-07-000 | EA | Glass - Picture Window - Frosted |
| 11 | 067809-27-000 | EA | Inside Frame - Black (not included in assembly) |
| 12 | 002293-02-000 | SF | Screen - Window - 26" - Charcoal |
| 13 | 058795-01-000 | FT | Seal Tape - 1/8" x 3/8" - Press On |
| 14 | 095277-02-01A | EA | Jamb Asm. - Entrance Door - Off White |
| 15 | 079088-02-000 | EA | Slider - Screen Door - Plastic |
| | 079087-02-000 | EA | Strike - Slider - Screen Door - Off White |
| 16 | 079012-01-U01 | EA | Door Asm. - Screen |
| | 009018-01-000 | EA | Catch Asm. - Single Roller (Screen Door) |
| | 058025-02-000 | EA | Clip - Roller Latch Catch |
| | 002294-01-000 | FT | Spline - Black - .135" x .138" (Screen Door) |
| | 050712-05-000 | EA | Handle - Screen Door - Unpainted |
| | 078777-01-000 | EA | Channel - Slider - 17.4" |
| 17 | 087724-01-02A | EA | Hinge - Entrance Door (3 used per door) |
| | 075871-01-000 | FT | Seal - Sponge - Lazy "T" Shaped |
| | 098173-01-03A | EA | Stiffener - Entrance Door - Off White |
| | 100128-01-000 | FT | Seal - Screen Door - Adhesive Back - Gray |

ENTRANCE DOOR

1990 WINNEBAGO
TABLE OF CONTENTS

| | |
|------------------------------|-------------|
| INTRODUCTION | A-01 - A-02 |
| ABBREVIATIONS | A-03 |
| ALPHABETICAL/GROUP REFERENCE | A-04 - A-06 |
| WT319FB | A-07 - C-18 |
| WT320RC | C-17 - E-18 |
| WC323RC | E-19 - I-02 |

1990 WT320RC INDEX

| | |
|------------------------------------|-------------|
| Floor Plan | C-17 - C-18 |
| Accessories Group | C-19 |
| Bath Group | C-20 |
| Chassis Group | C-21 |
| Curtain, Cushion & Pad Group | C-22 - D-03 |
| Dinette Group | D-04 - D-05 |
| Driver's Compartment Group | D-06 |
| Electrical Group | D-07 - D-08 |
| Exterior Body Group | D-09 - D-12 |
| Galley Group | D-13 - D-15 |
| Heating & Air Conditioning Group | D-16 - D-17 |
| Interior Finish Group | D-18 - D-20 |
| Labels Group | D-21 - E-04 |
| LP Group | E-05 |
| Lounge Group | E-06 |
| Sealants & Fasteners Group | E-07 - E-08 |
| Water & Sewage Group | E-09 - E-10 |
| Window, Vent & Exterior Door Group | E-11 - E-18 |

WINDOW, VENT & EXTERIOR DOOR GROUP (CONTINUED)

NON-POWERED VENT

| Key | Part Number | U/M | Description |
|-----|---------------|-----|---|
| | 080385-01-Y12 | EA | Vent Asm. - Roof - Non-Powered - w/o Screen |
| | 008440-01-000 | EA | Lift Mechanism Asm. |
| | 008438-03-000 | EA | Extension |
| | 008438-04-000 | EA | Screen |
| | 008438-02-000 | EA | Knob - Roof Vent - Black |
| | 018011-01-000 | EA | Track - Slide - Roof Vent |
| | 002825-01-000 | EA | Weatherstrip Seal |
| | 056218-01-000 | EA | Cover Asm. - Roof Vent |
| | 052638-01-200 | EA | Hinge - 7" - Roof Vent |
| | 078788-01-Y12 | EA | Screen Asm. - Charcoal |
| | 002291-02-000 | SF | Screen - Window - 18" - Charcoal |
| | 002298-02-000 | FT | Spinn - Charcoal |

VENTS & DOMES

| Key | Part Number | U/M | Description |
|-----|---------------|-----|--------------------------------------|
| | 085103-01-000 | EA | Base - Roof Vent - Refrigerator |
| | 085103-02-000 | EA | Cap - Roof Vent - Refrigerator |
| | 084878-08-000 | EA | Hood Vent - Range - Short |
| | 084818-01-000 | EA | Shroud - Range Hood Vent - Off White |
| | 083658-02-000 | EA | Vent - Plumbing Pipe |
| | 080258-01-000 | EA | Trim - Skylight |
| | 080507-01-000 | EA | Panel - Skylight - Outer |
| | 080508-01-000 | EA | Panel - Skylight - Inner |

WINDOW, VENT & EXTERIOR DOOR GROUP (CONTINUED)

ACCESS DOORS & HARDWARE

| Key | Part Number | U/M | Description |
|-----|---------------|-----|--|
| | 084103-03-000 | EA | Door Asm. - Refrigerator Access - Off White |
| | 084104-01-700 | EA | Lock - Male Fastener |
| | 084104-01-701 | EA | Lock - Female Fastener |
| | 084104-03-000 | EA | Jamb - Refrigerator Vent Door - Off White |
| | 083742-01-000 | EA | Door - Power Cord - Off White |
| | 042442-01-000 | EA | Lock - Twist Type |
| | 052424-01-000 | EA | Jamb - Power Cord Door - Off White |
| | 008428-02-000 | EA | Hatch - Power Cord Door - Off White |
| | 058371-01-000 | EA | Nut - Stud - Self-Locking |
| | 084574-02-X01 | EA | Door - Storage Compartment - 22.4" x 9.6" - Off White |
| | 041312-01-000 | FT | Seal - "E" Bulb |
| | 009065-01-000 | EA | Hinge - Aluminum - 1.5" x 96" - Unpainted |
| | 083223-03-000 | EA | Lock - Key Type - w/o Key |
| | 082684-01-700 | EA | Key - Lock |
| | 078781-10-000 | EA | Compartment - Storage - 25.2" Wide |
| | 081240-03-000 | EA | Door - Water Fill - Lockable - 4" x 4 5/8" - Off White |
| | 084574-01-AA3 | EA | Door - LP - Compartment - 8.27" x 14.41" - Off White |
| | 009065-01-000 | EA | Hinge - Aluminum - 1.5" x 96" - Unpainted |
| | 052950-01-700 | EA | Lock Kit - Twist Type - White Plastic w/Clip |
| | 084574-03-X01 | EA | Door - Battery - 14.4" x 11.8" - Off White |
| | 009065-01-000 | EA | Hinge - Aluminum - 1.5" x 96" - Unpainted |
| | 083223-03-000 | EA | Lock - Key Type w/o Keys |
| | 082684-01-700 | EA | Key - Lock |
| | 084993-01-000 | EA | Strap - Battery |
| | 084688-01-000 | EA | Compartment - Battery |
| | 078010-03-000 | EA | Door - Fuel Fill - Off White |
| | 078040-02-000 | EA | Shroud - Fuel Fill |
| | 083578-01-000 | EA | Boot - Fuel Fill |
| | 084235-01-000 | EA | Support Flange - Fuel Fill Boot |
| | 058027-01-000 | FT | Seal - "D" Shaped |
| | 052009-01-000 | EA | Door - Water Heater |
| | 079578-08-AA3 | EA | Door - Luggage Compartment |
| | 083885-02-000 | EA | Tray - Luggage |
| | 084075-04-000 | FT | Seal - Bulb - Black |
| | 079386-04-000 | EA | Lock - Key Type w/o Key |
| | 082684-01-700 | EA | Key - Lock |
| | 083840-02-Y03 | EA | Door - Generator |
| | 009065-01-000 | EA | Hinge - Aluminum - 1.5 x 96" - Unpainted |
| | 052950-01-000 | EA | Lock - Twist Type |
| | 091878-01-000 | EA | Retainer - Door |
| | 002748-01-000 | EA | Corner Key - Door |
| | 058808-03-000 | EA | Plug - Tapered - Plastic - Red |

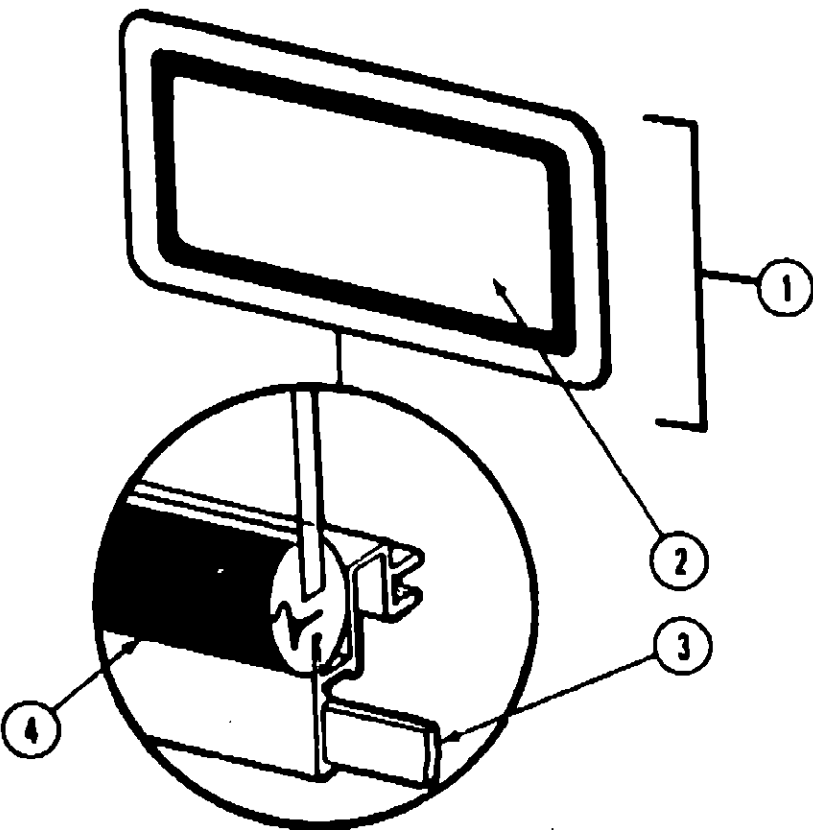
1990 WINNEBAGO TABLE OF CONTENTS

| | |
|------------------------------|-------------|
| INTRODUCTION | A-01 - A-02 |
| ABBREVIATIONS | A-03 |
| ALPHABETICAL/GROUP REFERENCE | A-04 - A-06 |
| WT319RB | A-07 - C-16 |
| WT320RC | C-17 - E-18 |
| WC323RC | E-19 - I-02 |

1990 WT320RC INDEX

| | |
|------------------------------------|-------------|
| Floor Plan | C-17 - C-18 |
| Accessories Group | C-19 |
| Bath Group | C-20 |
| Chassis Group | C-21 |
| Curtain, Cushion & Pad Group | C-22 - D-03 |
| Dinette Group | D-04 - D-05 |
| Driver's Compartment Group | D-06 |
| Electrical Group | D-07 - D-08 |
| Exterior Body Group | D-09 - D-12 |
| Galley Group | D-13 - D-15 |
| Heating & Air Conditioning Group | D-16 - D-17 |
| Interior Finish Group | D-18 - D-20 |
| Labels Group | D-21 - E-04 |
| LP Group | E-05 |
| Lounge Group | E-06 |
| Sealants & Fasteners Group | E-07 - E-08 |
| Water & Sewage Group | E-09 - E-10 |
| Window, Vent & Exterior Door Group | E-11 - E-18 |

WINDOW, VENT & EXTERIOR DOOR GROUP (CONTINUED)



FRONT PICTURE WINDOW

| Key | Part Number | U/M | Description |
|-----|---------------|-----|--|
| 1 | 078533-03-W17 | EA | Window Asm. - Front Picture - 14" x 24" - Black (w/o inside frame) |
| | 041938-11-000 | EA | Inside Frame - Black (not included in assembly) |
| 2 | 002200-04-000 | EA | Glass - Tempered - Picture Window - 15.3" x 23.4" |
| 3 | 000640-08-000 | FT | Ribbon Sealer - 5/16" Bead x 15' |
| 4 | 002281-01-000 | EA | Weatherstrip - Self Seal - .06" Panel x 3/16" - Black |

WINDOW, VENT & EXTERIOR DOOR GROUP (CONTINUED)

BUNK BLANT SLIDER WINDOW

| Key | Part Number | U/M | Description |
|-----|---------------|-----|--|
| | 098646-02-700 | EA | Window - Blant Slider (w/o inside frame) |
| | 098646-01-706 | EA | Window - Blant Slider (w/o inside frame) |
| | 098646-01-705 | EA | Inside Frame - Window (not included in assembly) |
| | 098646-01-702 | EA | Glass - Sliding w/Sash & Lock |
| | 098644-01-700 | EA | Latch Repair Kit |
| | 098644-01-716 | EA | Filter Plug |
| | 098644-01-705 | FT | Glazing Strip |
| | 098644-01-706 | FT | Channel - Pierced Run |
| | 098646-01-700 | EA | Glass - Stationary - 22.16" x 10.77" |
| | 098646-01-703 | EA | Spacer Track |
| | 098646-01-704 | EA | Screen - Window w/Spring & Weatherstrip |
| | 098644-01-701 | EA | Splice Plate - Window |
| | 098644-01-702 | EA | Screw - Splice - #6 - 32 x 1/4 Pan Head |
| | 098644-01-703 | EA | Screw - Locking Rail - #6 x 1.5" - Black |
| | 098644-01-706 | FT | Weatherstripping |
| | 098646-01-701 | EA | Rail - Locking w/Weatherstrip |
| | 098644-01-711 | FT | Weatherstrip - Screen - Black |
| | 098644-01-713 | EA | Spring - Screen Frame - Black Plastic |

DINETTE DOUBLE SLIDER WINDOW

| Key | Part Number | U/M | Description |
|-----|---------------|-----|---|
| | 098645-01-709 | EA | Window - Double Slider - 24" x 60" (w/o inside frame) |
| | 098645-01-706 | EA | Inside Frame (not included in assembly) |
| | 098644-01-701 | EA | Splice Plate - Window |
| | 098644-01-703 | EA | Screw - Locking Rail - #6 x 1.5 Pro Head Recess |
| | 098645-01-700 | EA | Glass - Stationary - 22.77" x 22.19" |
| | 098644-01-705 | FT | Glazing Strip |
| | 098644-01-702 | EA | Screw - Splice - #6 - 32 x 1/4 Pan Head |
| | 098645-01-701 | EA | Glass - Stationary - 22.7" x 14.19" |
| | 098645-01-702 | EA | Rail - Locking w/Weatherstrip |
| | 098645-01-703 | EA | Rail - Sealing w/Run Channel |
| | 098644-01-706 | FT | Weatherstrip |
| | 098645-01-704 | EA | Channel - Run - Sealing Rail |
| | 098644-01-703 | FT | Channel - Pierced Run |
| | 098644-01-700 | EA | Latch Repair Kit |
| | 098645-01-705 | EA | Sash w/Latch & Sliding Glass |
| | 098645-01-706 | EA | Track - Spacer |
| | 098644-01-711 | FT | Weatherstrip - Screen - Black |
| | 098645-01-707 | EA | Screen w/Weatherstrip & Frame Spring (Clip) |
| | 098644-01-713 | EA | Spring - Screen Frame (Clip) - Plastic - Black |
| | 098644-01-716 | EA | Plug - Filter |

BATH/LOUNGE VERTICAL SLIDER WINDOW

| Key | Part Number | U/M | Description |
|-----|---------------|-----|--|
| | 098644-01-715 | EA | Window Asm. - Vertical Slider - 22" x 15" (w/o inside frame) |
| | 098644-01-714 | EA | Inside Frame (not included in assembly) |
| | 098644-01-701 | EA | Splice Plate |
| | 098644-01-702 | EA | Screw - Splice Plate |
| | 098644-01-703 | EA | Screw - Locking Rail - #6 - 1.5" Pro Head - Black |
| | 098644-01-704 | EA | Glass - Stationary |
| | 098644-01-705 | FT | Glazing Strip |
| | 098644-01-706 | FT | Weatherstrip |
| | 098644-01-707 | EA | Rail - Locking w/Weatherstrip |
| | 098644-01-708 | EA | Channel - Pierced Run |
| | 098644-01-700 | EA | Latch - Repair Kit |
| | 098644-01-709 | EA | Glass - Sliding w/Sash & Latch |
| | 098644-01-710 | FT | Track - Screen Spacer - 12' Lengths |
| | 098644-01-711 | FT | Weatherstrip - Screen - Black |
| | 098644-01-712 | EA | Screen w/Weatherstrip & Frame Spring (Clip) |
| | 098644-01-713 | EA | Spring - Screen Frame (Clip) - Black Plastic |
| | 098644-01-716 | FT | Plug - Filter |

1990 WINNEBAGO
TABLE OF CONTENTS

| | |
|------------------------------|-------------|
| INTRODUCTION | A-01 - A-02 |
| ABBREVIATIONS | A-03 |
| ALPHABETICAL/GROUP REFERENCE | A-04 - A-06 |
| WT319RB | A-07 - C-16 |
| WT320RC | C-17 - E-18 |
| WC323RC | E-19 - I-02 |

1990 WT320RC INDEX

| | |
|------------------------------------|-------------|
| Floor Plan | C-17 - C-18 |
| Accessories Group | C-19 |
| Bath Group | C-20 |
| Chassis Group | C-21 |
| Curtain, Cushion & Pad Group | C-22 - D-03 |
| Dinette Group | D-04 - D-05 |
| Driver's Compartment Group | D-06 |
| Electrical Group | D-07 - D-08 |
| Exterior Body Group | D-09 - D-12 |
| Galley Group | D-13 - D-15 |
| Heating & Air Conditioning Group | D-16 - D-17 |
| Interior Finish Group | D-18 - D-20 |
| Labels Group | D-21 - E-04 |
| LP Group | E-05 |
| Lounge Group | E-06 |
| Sealants & Fasteners Group | E-07 - E-08 |
| Water & Sewage Group | E-09 - E-10 |
| Window, Vent & Exterior Door Group | E-11 - E-13 |