
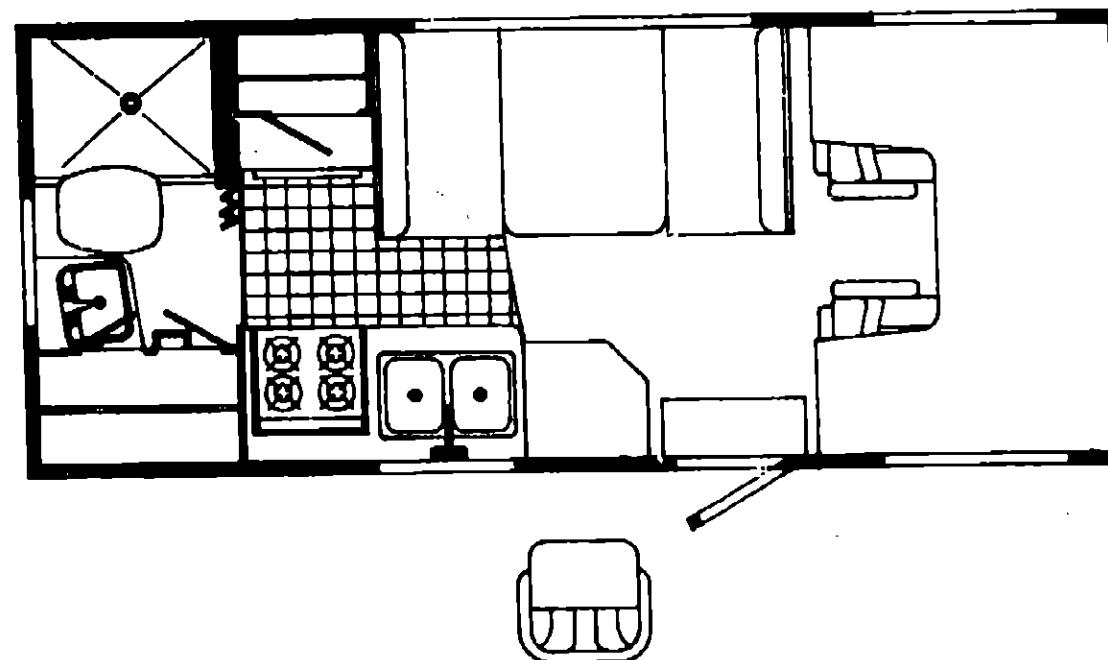


1990 WT319RB



1990 WINNEBAGO TABLE OF CONTENTS

INTRODUCTION	A-01 - A-02
ABBREVIATIONS	A-03
ALPHABETICAL/GROUP REFERENCE	A-04 - A-08
WT319RB	A-07 - C-18
WT320RC	C-17 - E-18
WC323RC	E-19 - I-02



1990 WT319RB INDEX

Floor Plan	A-07 - A-08
Accessories Group	A-09
Bath Group	A-10 - A-11
Chassis Group	A-12
Curtain, Cushion & Pad Group	A-13 - A-18
Dinette Group	A-19 - A-20
Driver's Compartment Group	A-21
Electrical Group	A-22 - A-23
Exterior Body Group	A-24 - B-06
Galley Group	B-07 - B-09
Heating & Air Conditioning Group	B-10
Interior Finish Group	B-11 - B-13
Labels Group	B-14 - B-21
LP Group	B-22
Lounge Group	B-23
Sealants & Fasteners Group	B-24 - C-01
Water & Sewage Group	C-02 - C-03
Window, Vent & Exterior Door Group	C-04 - C-18

ACCESSORIES GROUP

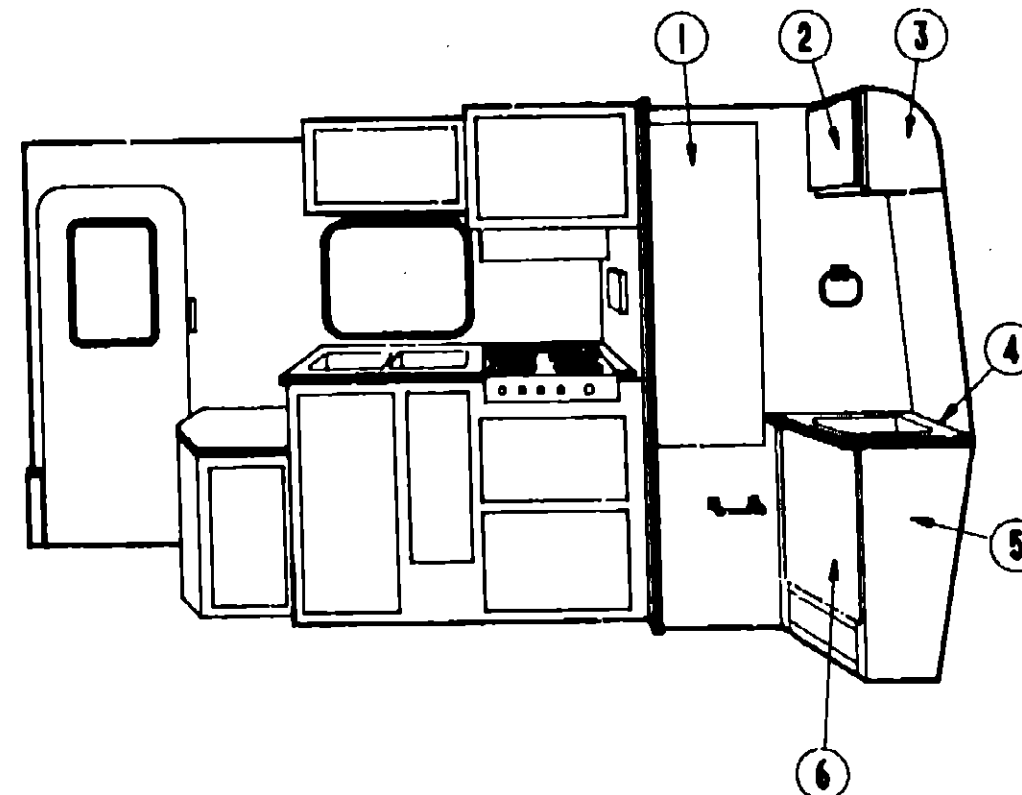
MISCELLANEOUS ACCESSORIES

Key	Part Number	U/M	Description
	054185-35-000	EA	Owner's Manual - 1990 Warrior - Itasca & Winnebago
	092318-01-000	EA	Binder - 3 Ring - Plastic
	092319-01-000	EA	Pocket Page - 3 Ring Binder - Plastic
	099084-05-000	EA	Cassette - Winnebago Warrior
	094499-01-000	EA	Fire Extinguisher - Dry 1A 10BC
	094499-01-700	EA	Bracket - Mounting - w/Plastic Strap
	094651-01-01A	EA	Recessed Holder - Fire Extinguisher - Light Oak
	072652-01-000	EA	Smoke Detector w/9 Volt Battery
	084445-03-000	EA	Mirror Asm. - Exterior - Passenger Side
	084445-04-000	EA	Mirror Asm. - Exterior - Driver Side
	006043-01-000	EA	Mirror - Exterior - Convex - Adhesive Back
	086780-01-000	EA	Mud Flaps - Toyota (Set of 2) - Rubber - Black
	090050-01-000	EA	Antenna - Toyota
	084774-01-000	EA	Bracket - Antenna - Radio
	084424-01-000	EA	Plug - Rubber - Antenna Hole

2.5 KW KOHLER GENERATOR OPTION

Key	Part Number	U/M	Description
	083581-03-000	EA	Generator - 2.5 KW Kohler
	083665-02-000	EA	Tray - Generator
	080749-01-000	EA	Muffler - 2.5 - Kohler
	080662-03-000	EA	Pipe - Exhaust - Generator
	008289-01-000	EA	Box - Electrical - Steel - 4" x 4"
	008294-01-000	EA	Cover - Electrical Box - Blank - Steel
	089238-01-000	EA	Cover - Electrical Box w/Hole - 4" x 4" - Gray
	047443-01-000	EA	Terminal - .250 Receptacle - Insulated
	008328-01-000	EA	Terminal Ring - 12/10 Wire
	008348-01-000	EA	Terminal Ring - 3/8" Stud
	007067-01-000	SF	Insulation - Fiberglass - 1" Thick x 4'
	041953-01-000	FT	Conduit - Convoluted Split - 1/2" ID
	008355-01-000	EA	Connector - Cable Clamping - 3/4"
	008388-01-000	EA	Connector - 1/2" x 90° - Flex Conduit
	008314-01-000	EA	Connector - Wire Nut - Insulated - Gray
	082401-06-000	EA	Clamp - Hose - Wormgear - .22" - .82"
	010495-01-000	EA	Clamp - Cable - 9/16"
	007063-01-000	FT	Hose - Gas - 1/4" ID x 1/2" OD
	008037-01-000	FT	Cable - Battery - 1 AWG - Stranded - Black
	008037-02-000	FT	Cable - Battery - 1 AWG - Stranded - Red
	034884-01-000	EA	Plug - Brass - 3/8"
	071015-04-000	EA	Grommet - .19" ID - Rubber
	024924-02-000	EA	Receptacle - Power Cord w/Partial Plate
	083840-02-Y03	EA	Door - Generator
	077510-01-000	EA	Label - Generator Prop
	095304-01-000	EA	Cover Asm. - Baffle - Generator
	080749-03-000	EA	Hardware Kit - Muffler - Kohler Generator

BATH GROUP



BATH & WARDROBE CABINETRY

Key	Part Number	U/M	Description
1	M96652-20-AA3	EA	Door w/Mirror - Wardrobe Cabinet - 20" x 36.4" - w/o Hardware
*1	M96652-20-A93	EA	Door w/Mirror - Wardrobe Cabinet - 20" x 36.4" - w/o Hardware
2	M96652-21-AA8	EA	Door - Medicine Cabinet - 15.5" x 29.5" - w/o Hardware
*2	M96652-21-A93	EA	Door - Medicine Cabinet - 15.5" x 29.5" - w/o Hardware
	058331-05-000	EA	Mirror - Safety Glass - 12" x 26"
3	M03984-01-AA3	EA	Cabinet - Medicine
4	095565-12-AA3	EA	Countertop - Lavatory Cabinet
4	095565-12-AA4	EA	Countertop - Lavatory Cabinet
5	M95565-01-AA3	EA	Cabinet w/Countertop - Lavatory - w/o Hardware or Door
5	M95565-01-AA4	EA	Cabinet w/Countertop - Lavatory - w/o Hardware or Door
6	M96652-09-AA3	EA	Door - Lavatory Cabinet - 20" x 36.4" - w/o Hardware
*6	M96652-09-A95	EA	Door - Lavatory Cabinet - 20" x 36.4" - w/o Hardware
	042488-09-000	EA	Door - Folding - 27.5" x 70.5" - Oak

Doors used from 11/27/89 on.

1990 WINNEBAGO TABLE OF CONTENTS

INTRODUCTION	A-01 - A-02
ABBREVIATIONS	A-03
ALPHABETICAL/GROUP REFERENCE	A-04 - A-06
WT319RB	A-07 - C-16
WT320RC	C-17 - E-18
WC323RC	E-19 - I-02

1990 WT319RB INDEX

Floor Plan	A-07 - A-08
Accessories Group	A-09
Bath Group	A-10 - A-11
Chassis Group	A-12
Curtain, Cushion & Pad Group	A-13 - A-18
Dinette Group	A-19 - A-20
Driver's Compartment Group	A-21
Electrical Group	A-22 - A-23
Exterior Body Group	A-24 - B-06
Galley Group	B-07 - B-09
Heating & Air Conditioning Group	B-10
Interior Finish Group	B-11 - B-13
Labels Group	B-14 - B-21
LP Group	B-22
Lounge Group	B-23
Sealants & Fasteners Group	B-24 - C-01
Water & Sewage Group	C-02 - C-03
Window, Vent & Exterior Door Group	C-04 - C-16

BATH GROUP (CONTINUED)

BATH & WARDROBE HARDWARE

Key	Part Number	U/M	Description
	M02630-03-U28	EA	Shower Pan w/Nut & Strainer
	086440-01-000	EA	Strainer w/Rubber Washer
	086735-01-000	EA	Washer - Strainer to Tailpiece - 1.5" - Plastic
	086436-01-000	EA	Nut - Slip - Tailpiece - 1.5"
	075241-05-000	EA	Faucet - Shower - Bone
	011048-02-000	EA	Shower Head - w/60" Hose
	011066-03-000	EA	Tailpiece - Shower/Tub - 1 1/2" x 1 3/4" - Plastic
	075806-01-000	EA	Panel - Shower - Faucet - Plastic
	083801-02-000	EA	Track - Shower - Off White
	084481-04-000	EA	Shower Curtain
	009701-01-000	EA	Carrier - Shower Curtain
	009702-01-000	EA	End Stop - Shower Curtain Carrier
	009136-01-000	EA	Hanger - Pin - Shower Curtain
	084724-01-000	EA	Trim - Shower - Off White
	042488-04-700	EA	Latch & Catch Asm. - Folding Door
	094856-05-01A	EA	Track - Folding Door - Off White
	057534-07-000	EA	Tieback Asm. - 10" - Clear Plastic - Folding Door
	075240-06-000	EA	Faucet - Lavatory - Bone
	091253-01-000	EA	Gasket - Faucet - Lavatory
	086627-01-01A	EA	Sink - Lavatory - Rectangular - Plastic - Bone
	086627-01-700	EA	Sink - Stopper
	086627-01-701	EA	Tailpiece - Sink
	059783-01-000	FT	Rod - Clothes - Aluminum
	075454-02-000	EA	Ring - Towel w/Mounting Hardware - Brass
	075452-02-000	EA	Holder - Toilet Tissue - Brass
	081814-02-000	EA	Soap Dish - Brass w/Plastic Liner
	075453-02-000	EA	Towel Bar - 18" - Plastic
	023449-01-000	EA	Support - Towel Rack - Chrome
..	083740-01-000	EA	Toilet - High - Aqua Magic IV
	083641-01-000	EA	Flange - Closet - Red - 4 x 3
	000G13-08-10G	EA	Screw - 6-20 x 5/8 PFH - Antique Brass
	059777-02-000	EA	Hinge - Cabinet Door - Burnished Brass
	087600-01-000	EA	Latch - Flush Mount - Dark Brown
	004354-01-000	EA	Bumper - Cabinet Door - Rubber - Brown
	054250-01-000	EA	Cover - Angled - 3.62" x 4.5" - Plastic - Beige
..	The illustrated parts breakdown for this item is provided on the Common Items Fiche.		

CHASSIS GROUP

MISCELLANEOUS

Key	Part Number	U/M	Description
	007125-05-000	EA	Clamp - Muffler - 2" Dia.
	010497-01-000	EA	Clamp - Closed - 5/8" ID
	083609-01-000	EA	Clamp - Wire - Dual Equal - 5/8" Dia.
	062401-02-000	EA	Clamp - Hose - Wormgear - 1.56" - 2.5"
	082401-06-000	EA	Clamp - Hose - Wormgear - .22" - .82"
	010495-01-000	EA	Clamp - Cable - 9/16"
	010499-01-000	EA	Clamp - Closed - 3/8 ID
	007063-01-000	FT	Hose - Gas - 1/4" ID x 1/2" OD
	084696-02-000	EA	Extension - Tailpipe - 2" Dia.
	086780-01-000	EA	Guard - Splash - Rubber (See ?)
	100715-01-000	EA	Speedometer - KM - Toyota (L048)
	094863-01-000	EA	Speed Control - Toyota
	094863-01-700	EA	Regulator - Speed Control - Toyota
	094863-01-701	EA	Cable - Regulator - Toyota
	094863-01-702	EA	Wiring Harness - Toyota
	094863-01-704	EA	Housing - 4 Pin - Toyota
	094863-01-705	EA	Switch Control - Toyota
	084468-02-000	EA	Filler Neck - Main - Unleaded Fuel
	078040-02-000	EA	Shroud - Fuel Fill - Upper
	083578-01-000	EA	Boot - Fuel Fill
	084235-01-000	EA	Support - Flange - Fuel Fill Boot
	084637-01-000	EA	Wheelwell - Plastic
	064802-07-000	EA	Bumper - Rear - Square - 83.5" - Off White
	097808-01-000	EA	Bracket - Bumper
	039779-01-000	EA	Cap - Rear Bumper - 4" x 4" - Black
	M00080-65-000	EA	Wheel/Tire Asm. - Toyota
	M00080-65-700	EA	Carrier - Spare Tire - Toyota
	084773-01-000	EA	Bracket - Spare Tire Mounting

1990 WINNEBAGO TABLE OF CONTENTS.

INTRODUCTION	A-01 - A-02
ABBREVIATIONS	A-03
ALPHABETICAL/GROUP REFERENCE	A-04 - A-08
WT319RB	A-07 - C-16
WT320RC	C-17 - E-18
WC323RC	E-19 - I-02

1990 WT319RB INDEX

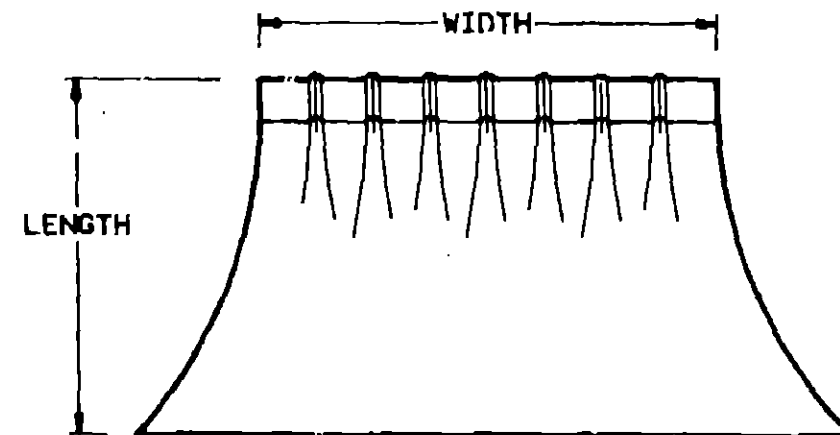
Floor Plan	A-07 - A-08
Accessories Group	A-09
Bath Group	A-10 - A-11
Chassis Group	A-12
Curtain, Cushion & Fad Group	A-13 - A-18
Dinette Group	A-19 - A-20
Driver's Compartment Group	A-21
Electrical Group	A-22 - A-23
Exterior Body Group	A-24 - B-06
Galley Group	B-07 - B-09
Heating & Air Conditioning Group	B-10
Interior Finish Group	B-11 - B-13
Labels Group	B-14 - B-21
LP Group	B-22
Lounge Group	B-23
Sealants & Fasteners Group	B-24 - C-01
Water & Sewage Group	C-02 - C-03
Window, Vent & Exterior Door Group	C-04 - C-16

CURTAIN, CUSHION & PAD GROUP

NOTICE

In order to assist our Part Sales Dept. in providing interior software items, please include the serial number and the color code number from the vehicle certification label when ordering. This label is located on the left sidewall at the end of the dash (A-Body), or on the driver's door latch plate (C-Body).

An example of a color code number is P31, which designates an overall color scheme of a particular unit. The color listed after the item description on the microfiche, indicates the overall unit color. Order the item you desire according to unit color code.



NOTE: Use this illustration when determining length and width measurements for curtains. You will note the width measurement is taken on the top of the curtain with the curtain fully extended. The length measurement is taken from top to bottom.

FABRICS, TRIMS & PADS

Key	Part Number	U/M	Description
	096008-03-000	YD	Fabric - Upholstery - Main - Hyacinth (AA3)
	096008-04-000	YD	Fabric - Upholstery - Main - Geranium (AA4)
	088274-33-000	YD	Fabric - Upholstery - Accent - Blue (AA3)
	096008-25-000	YD	Fabric - Upholstery - Accent - Geranium (AA4)
	072333-61-000	YD	Fabric - Drapery - Pacific (Privacy) (AA3)
	072333-71-000	YD	Fabric - Drapery - Chantilly (Privacy) (AA4)
	087272-01-000	YD	Fabric - Drapery - Lining - 48" - Ivory
	072333-78-000	YD	Fabric - Drapery - Driftwood (Pull Shades)
	075244-02-000	YD	Vinyl - Beige (Shower Curtain)
	079880-09-000	YD	Vinyl - Off White (Assist Handle)
	079600-07-000	YD	Vinyl - Beige (Wingwall Pad)
	086120-01-AA3	EA	Pad Asm. - Map Pocket - 12" x 16"
	086120-01-AA4	EA	Pad Asm. - Map Pocket - 12" x 16"
	081519-01-X75	EA	Pad Asm. - Dinette Backrest - Front (AA3)
	081519-01-AA9	EA	Pad Asm. - Dinette Backrest - Front (AA4)
	081519-10-AA3	EA	Pad Asm. - Dinette Backrest - Front (AA3)
	081519-10-AA4	EA	Pad Asm. - Dinette Backrest - Front (AA4)
	081519-02-X75	EA	Pad Asm. - Dinette Backrest - Rear (AA3)
	081519-02-AA9	EA	Pad Asm. - Dinette Backrest - Rear (AA4)
	081519-11-AA3	EA	Pad Asm. - Dinette Backrest - Rear (AA3)
	081519-11-AA4	EA	Pad Asm. - Dinette Backrest - Rear (AA4)

These parts were used from 10/2/89 on.

CURTAIN, CUSHION & PAD GROUP (CONTINUED)

BUCKET SEAT COVERS

Key	Part Number	U/M	Description
	M86740-04-AA3	EA	Cover Asm. - Bucket Seat - Passenger
	M86740-04-AA4	EA	Cover Asm. - Bucket Seat - Passenger
	M86740-05-AA3	EA	Cover Asm. - Bucket Seat - Driver
	M86740-05-AA4	EA	Cover Asm. - Bucket Seat - Driver
	096008-03-000	YD	Fabric - Main - Hyacinth (AA3)
	096008-04-000	YD	Fabric - Main - Geranium (AA4)
	088274-33-000	YD	Fabric - Accent - Blue (AA3)
	096008-25-000	YD	Fabric - Accent - Geranium (AA4)

FRONT OVERHEAD BUNK CUSHIONS

Key	Part Number	U/M	Description
	084753-03-AA3	EA	Cushion Asm. - U-Shaped - 52" x 81" x 4"
	084753-03-AA4	EA	Cushion Asm. - U-Shaped - 52" x 81" x 4"
	M84753-03-AA3	EA	Cover Asm. - U-Shaped Cushion
	M84753-03-AA4	EA	Cover Asm. - U-Shaped Cushion
	084753-04-AA3	EA	Cushion Asm. - Filler - 24" x 41" x 4"
	084753-04-AA4	EA	Cushion Asm. - Filler - 24" x 41" x 4"
	M84753-04-AA3	EA	Cover Asm. - Filler Cushion
	M84753-04-AA4	EA	Cover Asm. - Filler Cushion
	096008-03-000	YD	Fabric - Patterned Accent - Hyacinth (AA3)
	096008-04-000	YD	Fabric - Patterned Accent - Geranium (AA4)

CURTAIN & CUSHION HARDWARE

Key	Part Number	U/M	Description
	009136-01-000	EA	Pin - Shower Curtain
	089916-01-000	EA	Mount - Window Leg - Black
	039175-03-000	EA	Rod - Cafe Curtain - 28" - 48"
	039175-01-000	EA	Rod - Cafe Curtain - 48" - 84"
	039175-02-000	EA	Bracket - Curtain Rod
	039175-05-000	EA	Bracket - Curtain Rod - Center
	056003-01-000	EA	Bracket - Drapery Retainer - Right
	056003-02-000	EA	Bracket - Drapery Retainer - Left
	084434-01-000	EA	Bracket - Roller Shade Mounting - 1 3/8"
	084432-06-000	FT	Slat - Roller Shade - Plastic
	087253-01-000	EA	Pull - Roller Shade - Plastic
	086276-01-000	EA	Tape - Double Sided - 1/2"
	078394-01-000	FT	Trim - Half Round - Gold - 7/16"
	097565-01-000	EA	Bracket - Mounting - Pleated Blind
	094896-02-000	EA	Grommet - Cord - Pleated Blind
	094907-02-000	EA	End Cap - Top - Pleated Blind
	094907-03-000	EA	End Cap - Bottom - Pleated Blind
	097591-01-000	EA	Spring - Extension - Pleated Blind
	097592-01-000	EA	Bobbin - Cord - Elevated Blind Holdup - Clear Plastic
	097593-01-000	FT	Cord - Pleated Blind (AA3)
	097593-02-000	FT	Cord - Pleated Blind (AA4)

These parts were used from 10/2/89.

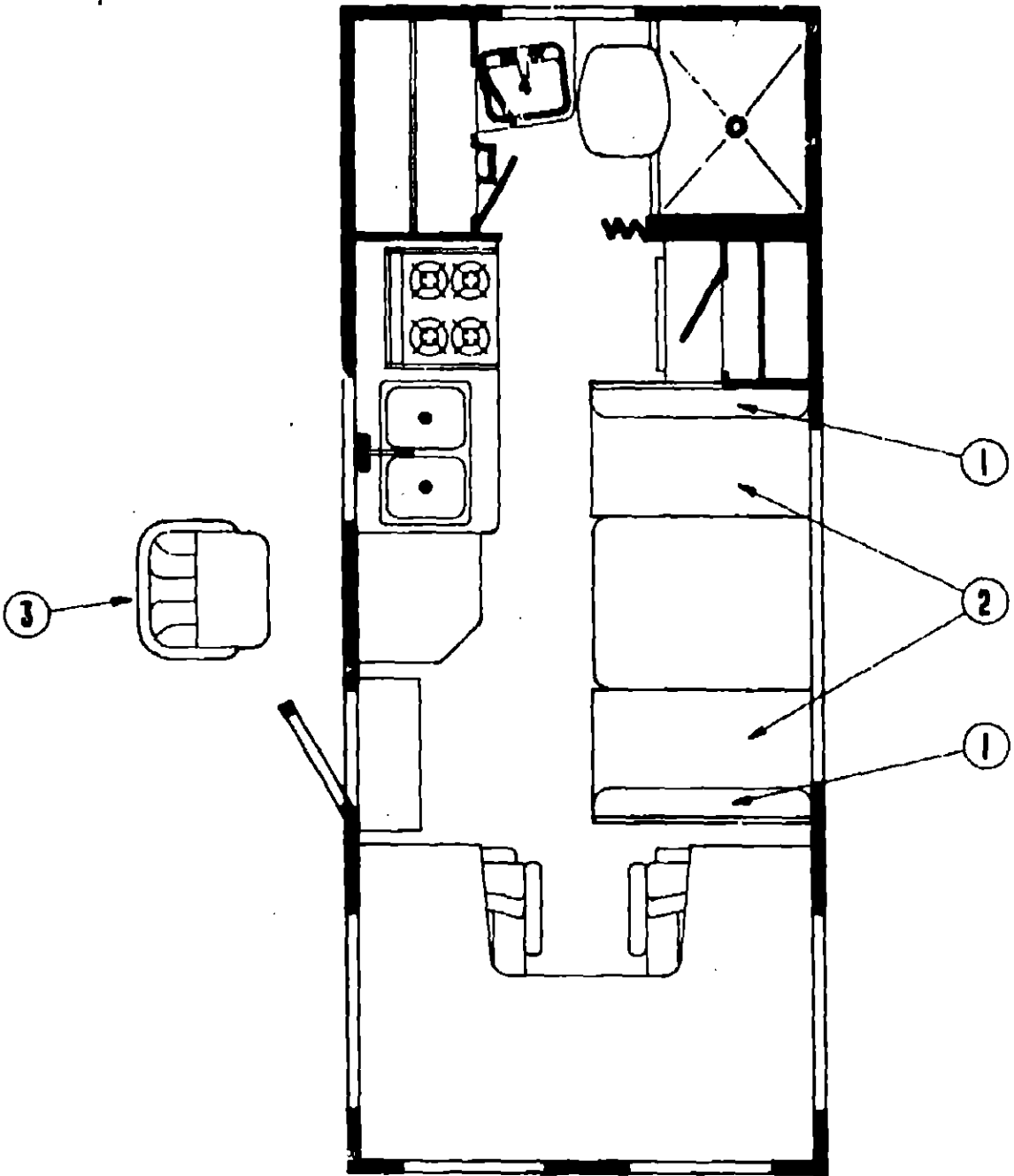
1990 WINNEBAGO TABLE OF CONTENTS

INTRODUCTION	A-01 - A-02
ABBREVIATIONS	A-03
ALPHABETICAL/GROUP REFERENCE	A-04 - A-06
WT319RB	A-07 - C-16
WT320RC	C-17 - E-18
WC323RC	E-19 - I-02

1990 WT319RB INDEX

Floor Plan	A-07 - A-08
Accessories Group	A-09
Bath Group	A-10 - A-11
Chassis Group	A-12
Curtain, Cushion & Pad Group	A-13 - A-18
Dinette Group	A-19 - A-20
Driver's Compartment Group	A-21
Electrical Group	A-22 - A-23
Exterior Body Group	A-24 - B-06
Galley Group	B-07 - B-09
Heating & Air Conditioning Group	B-10
Interior Finish Group	B-11 - B-13
Labels Group	B-14 - B-21
LP Group	B-22
Lounge Group	B-23
Sealants & Fasteners Group	B-24 - C-01
Water & Sewage Group	C-02 - C-03
Window, Vent & Exterior Door Group	C-04 - C-16

CURTAIN, CUSHION & PAD GROUP (CONTINUED)



DINETTE CUSHIONS

Key	Part Number	U/M	Description
1	068927-49-AA3	EA	Cushion Asm. - Dinette Back - 13.5" x 38" x 5"
1	068927-49-AA4	EA	Cushion Asm. - Dinette Back - 13.5" x 38" x 5"
1	068927-63-AA3	EA	Cushion Asm. - Angled - Dinette Back - 15" x 38" x 5"
1	068927-63-AA4	EA	Cushion Asm. - Angled - Dinette Back - 15" x 38" x 5"
	M88927-49-AA3	EA	Cover Asm. - Dinette Back Cushion
	M88927-49-AA4	EA	Cover Asm. - Dinette Back Cushion
	M88927-63-AA3	EA	Cover Asm. - Angled Dinette Back Cushion
	M88927-63-AA4	EA	Cover Asm. - Angled Dinette Back Cushion
2	068927-40-AA8	EA	Cushion Asm. - Dinette Bottom - 22" x 38" x 5"
2	068927-40-AA9	EA	Cushion Asm. - Dinette Bottom - 22" x 38" x 5"
	M88927-40-AA8	EA	Cover Asm. - Dinette Bottom Cushion
	M88927-40-AA9	EA	Cover Asm. - Dinette Bottom Cushion
	096008-03-000	YD	Fabric - Dinette Cushion - Hyacinth (AA3)
	096008-04-000	YD	Fabric - Dinette Cushion - Geranium (AA4)
These parts were only used from 11/27/89 on.			

CURTAIN, CUSHION & PAD GROUP (CONTINUED)

SWIVEL CHAIR (OPTION 36W)

Key	Part Number	U/M	Description
3	096100-02-AA3	EA	Swivel Chair Asm. - Anthem II
3	096100-02-AA4	EA	Swivel Chair Asm. - Anthem II
3	096429-06-A93	EA	Swivel Chair Asm. - Aria (AA3)
3	096429-06-A94	EA	Swivel Chair Asm. - Aria (AA4)
	M96100-02-AA3	EA	Cover Asm. - Swivel Chair - Anthem II
	M96100-02-AA4	EA	Cover Asm. - Swivel Chair - Anthem II
	M96429-02-A93	EA	Cover Asm. - Swivel Chair - Aria (AA3)
	M96429-02-A94	EA	Cover Asm. - Swivel Chair - Aria (AA4)
	099202-01-A93	EA	Skirt Asm. - Swivel Chair - Aria (AA3)
	099202-01-A94	EA	Skirt Asm. - Swivel Chair - Aria (AA4)
	096008-03-000	YD	Fabric - Upholstery - Hyacinth (AA3)
	096008-04-000	YD	Fabric - Upholstery - Geranium (AA4)
	088274-33-000	YD	Fabric - Upholstery - Blue (AA3)
	096008-25-000	YD	Fabric - Upholstery - Geranium (AA4)
	088245-01-000	EA	Base - Swivel Chair w/Legs
	088245-03-000	EA	Plate - Swivel Top w/o Tilt - w/Lock
	088245-06-000	EA	Extension - Chair Base - 7"
	007021-01-000	EA	Seat Belt - 2" x 90" - Black
	069705-02-000	EA	Bar - Seat Belt
These parts were only used from 10/2/89 on.			

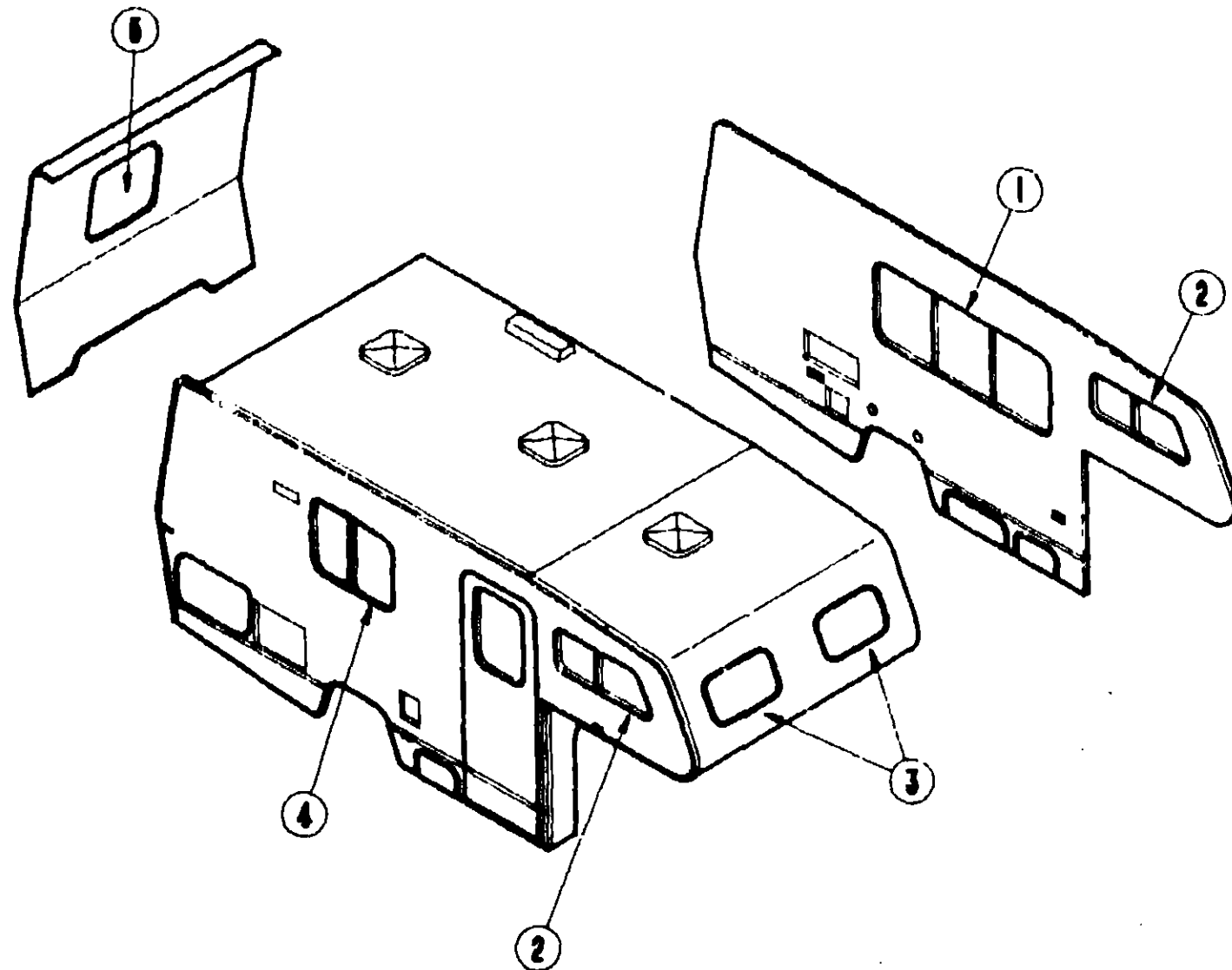
1990 WINNEBAGO
TABLE OF CONTENTS

INTRODUCTION	A-01 - A-02
ABBREVIATIONS	A-03
ALPHABETICAL/GROUP REFERENCE	A-04 - A-06
WT319RB	A-07 - C-10
WT320RC	C-17 - E-18
WC323RC	E-19 - I-02

1990 WT319RB INDEX

Floor Plan	A-07 - A-08
Accessories Group	A-09
Bath Group	A-10 - A-11
Chassis Group	A-12
Curtain, Cushion & Pad Group	A-13 - A-18
Dinette Group	A-19 - A-20
Driver's Compartment Group	A-21
Electrical Group	A-22 - A-23
Exterior Body Group	A-24 - B-06
Galley Group	B-07 - B-09
Heating & Air Conditioning Group	B-10
Interior Finish Group	B-11 - B-13
Labels Group	B-14 - B-21
LP Group	B-22
Lounge Group	B-23
Sealants & Fasteners Group	B-24 - C-01
Water & Sewage Group	C-02 - C-03
Window, Vent & Exterior Door Group	C-04 - C-16

CURTAIN, CUSHION & PAD GROUP (CONTINUED)



CURTAINS, SHADES, VALANCES & TIEBACKS (FROM 00/00/00 THRU 10/1/89)


Key	Part Number	U/M	Description
1	M81977-57-AA3	EA	Valance Asm. w/Wood Trim - 67.5"
1	M81977-57-AA4	EA	Valance Asm. w/Wood Trim - 67.5"
1	089058-77-AA8	EA	Leg Asm. - Window - Rear (AA3)
1	089058-77-AA9	EA	Leg Asm. - Window - Rear (AA4)
1	089058-78-AA8	EA	Leg Asm. - Window - Front (AA3)
1	089058-78-AA9	EA	Leg Asm. - Window - Front (AA4)
1	096335-01-AA3	EA	Blind - Pleated - 60" x 26.5" Drop
1	096335-01-AA4	EA	Blind - Pleated - 60" x 26.5" Drop
2	073323-46-AA3	EA	Curtain Asm. w/Rod Top & Bottom - 17.5" x 24"
2	073323-46-AA4	EA	Curtain Asm. w/Rod Top & Bottom - 17.5" x 24"
3	073323-45-AA3	EA	Curtain Asm. w/Rod Top & Bottom - 21" x 30"
3	073323-45-AA4	EA	Curtain Asm. w/Rod Top & Bottom - 21" x 30"
4	M81977-54-AA8	EA	Valance Asm. w/Wood Trim - 30.5"
4	M81977-54-AA9	EA	Valance Asm. w/Wood Trim - 30.5"
4	096335-02-AA3	EA	Blind - Pleated - 28" x 21.5" Drop (AA3)
4	096335-02-AA9	EA	Blind - Pleated - 28" x 21.5" Drop (AA4)
5	084755-42-AA3	EA	Shade Asm. - Pull - 28.25" Drop
5	084755-42-AA4	EA	Shade Asm. - Pull - 28.25" Drop
	076892-03-Y03	EA	Curtain Asm. - Privacy - 35" x 55" (AA3)
	076892-03-AA4	EA	Curtain Asm. - Privacy - 35" x 55" (AA4)
	084481-04-000	EA	Curtain Asm. - Shower - 66" x 62"
	073260-24-Y26	EA	Tieback Asm. - 2" x 14" (AA3)
	073260-24-AA4	EA	Tieback Asm. - 2" x 14" (AA4)

CURTAIN, CUSHION & PAD GROUP (CONTINUED)

CURTAINS, SHADES, VALANCES & TIEBACKS (FROM 10/2/89 THRU 99/99/99)

Key	Part Number	U/M	Description
1	099194-01-A93	EA	Valance Asm. w/Wood Trim - 67.5" (AA3)
1	099194-01-A94	EA	Valance Asm. w/Wood Trim - 67.5" (AA4)
1	096335-01-AA3	EA	Blind - Pleated - 60" x 26.5" Drop (AA3)
1	096335-01-A94	EA	Blind - Pleated - 60" x 26.5" Drop (AA4)
1	096335-01-AD3	EA	Blind - Pleated - 60" x 26.5" Drop (AA3)
1	093454-02-Y05	EA	Curtain Asm. w/Snap Top - 27.5" x 15" (AA3)
1	093454-02-A94	EA	Curtain Asm. w/Snap Top - 27.5" x 15" (AA4)
2	073323-46-AA3	EA	Curtain Asm. w/Rod Top & Bottom - 17.5" x 24"
2	073323-46-AA4	EA	Curtain Asm. w/Rod Top & Bottom - 17.5" x 24"
3	073323-45-AA3	EA	Curtain Asm. w/Rod Top & Bottom - 21" x 30"
3	073323-45-AA4	EA	Curtain Asm. w/Rod Top & Bottom - 21" x 30"
4	099194-04-A93	EA	Valance Asm. w/Wood - 30.5" (AA3)
4	099194-04-A94	EA	Valance Asm. w/Wood - 30.5" (AA4)
4	096335-27-A93	EA	Blind - Pleated - 27" x 18.5" Drop (AA3)
4	096335-27-A94	EA	Blind - Pleated - 27" x 18.5" Drop (AA4)
4	096335-27-A83	EA	Blind - Pleated - 27" x 18.5" Drop (AA3)
5	084755-42-A93	EA	Shade Asm. - Pull - 28.25" Drop (AA3)
5	084755-42-A94	EA	Shade Asm. - Pull - 28.25" Drop (AA4)
	076892-03-A93	EA	Curtain Asm. - Privacy - 35" x 55" (AA3)
	076892-03-A94	EA	Curtain Asm. - Privacy - 35" x 55" (AA4)
	084481-04-000	EA	Curtain Asm. - Shower - 66" x 62"
	073260-24-AA3	EA	Tieback Asm. - 2" x 14"
	073260-24-AA4	EA	Tieback Asm. - 2" x 14"

These are parts used from 4/5/90 on.



Key	Part Number	U/M	Description
1	029130-01-000	EA	Socket - Snap Fastener
2	029155-01-000	EA	Cap - Snap - .156" Dia. x 17" Barrel
3	029156-01-000	EA	Socket - Snap Fastener
4	029092-01-000	EA	Stud - Nickel Finish
5	029093-01-000	EA	Eyelet - Nickel Finish

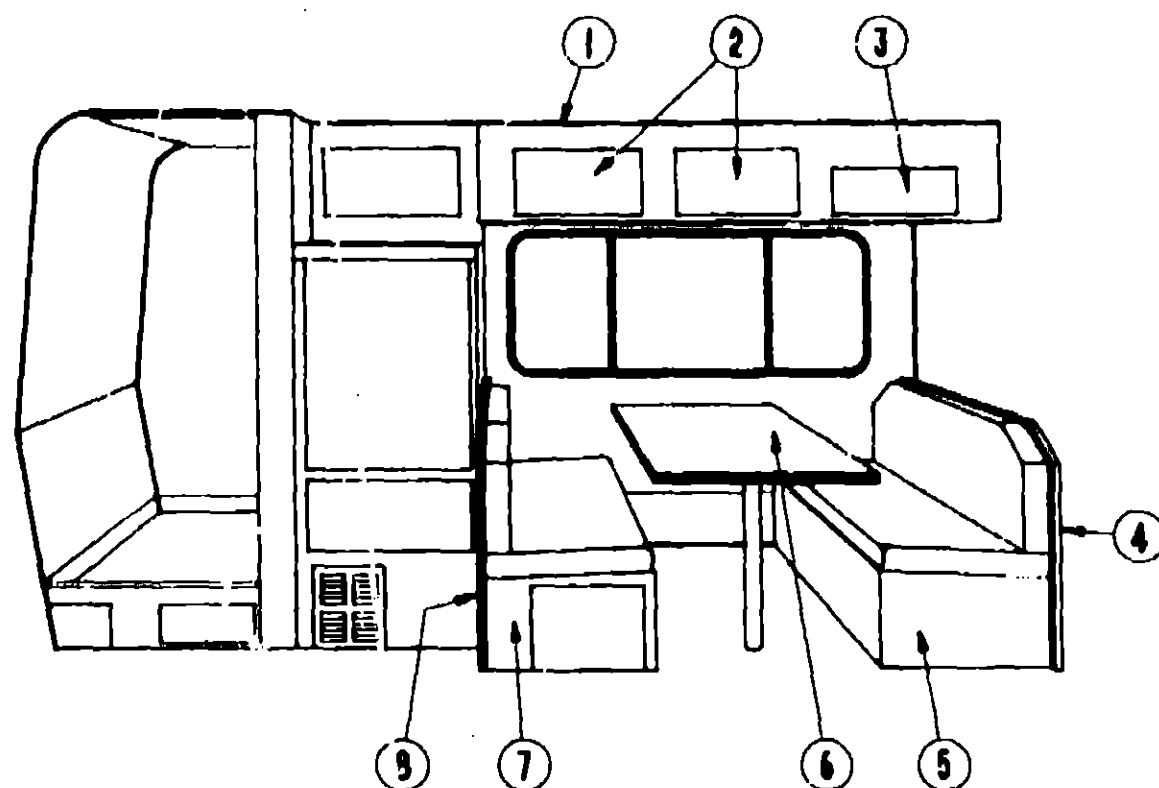
1990 WINNEBAGO TABLE OF CONTENTS

INTRODUCTION	A-01 - A-02
ABBREVIATIONS	A-03
ALPHABETICAL/GROUP REFERENCE	A-04 - A-06
WT319RB	A-07 - C-16
WT320RC	C-17 - E-18
WC323RC	E-19 - I-02

1990 WT319RB INDEX

Floor Plan	A-07 - A-08
Accessories Group	A-09
Bath Group	A-10 - A-11
Chassis Group	A-12
Curtain, Cushion & Pad Group	A-13 - A-16
Dinette Group	A-19 - A-20
Driver's Compartment Group	A-21
Electrical Group	A-22 - A-23
Exterior Body Group	A-24 - B-06
Galley Group	B-07 - B-09
Heating & Air Conditioning Group	B-10
Interior Finish Group	B-11 - B-13
Labels Group	B-14 - B-21
LP Group	B-22
Lounge Group	B-23
Sealants & Fasteners Group	B-24 - C-01
Water & Sewage Group	C-02 - C-03
Window, Vent & Exterior Door Group	C-04 - C-16

DINETTE GROUP



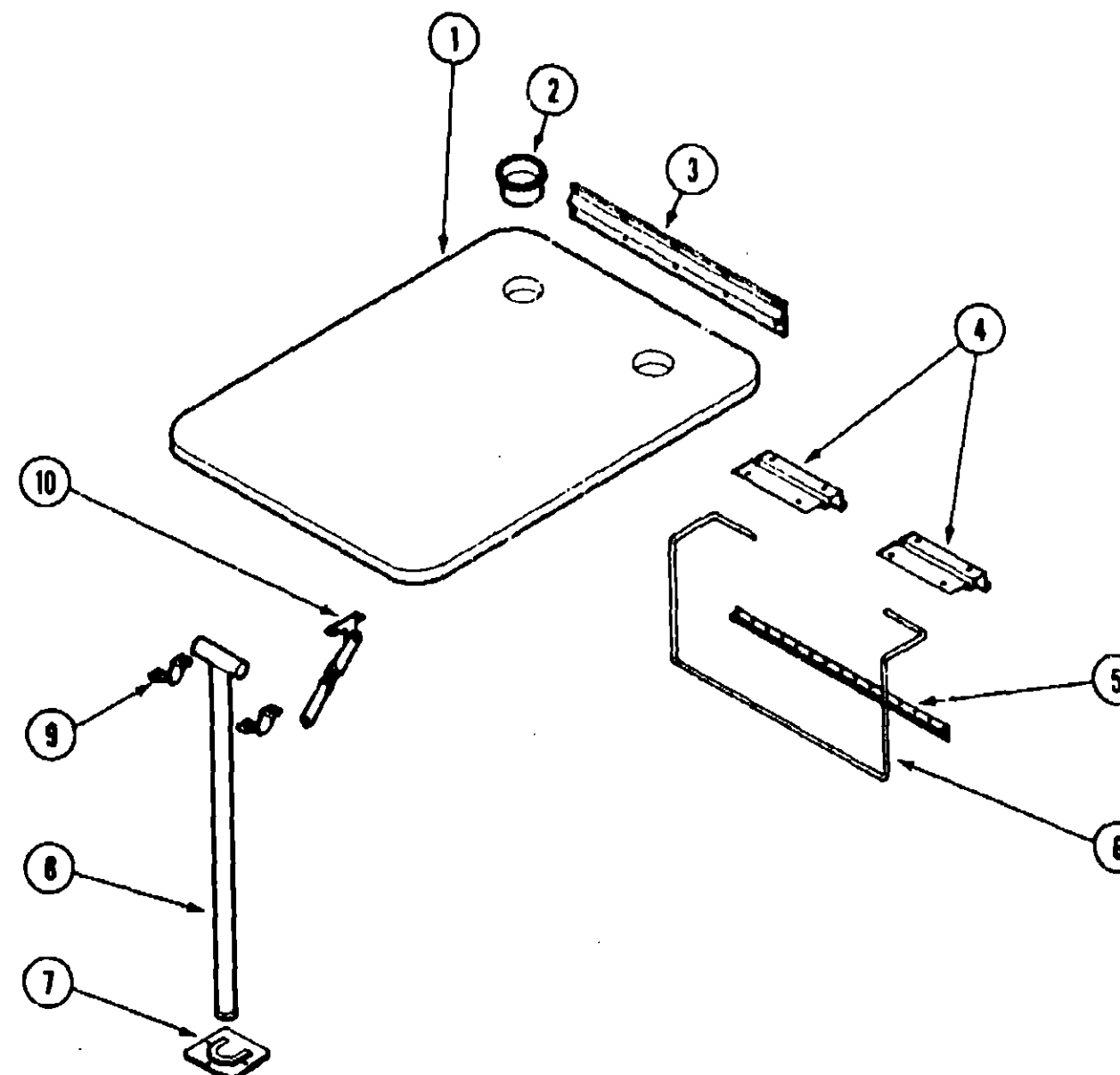
DINETTE CABINETRY

Key	Part Number	U/M	Description
1	M03984-04-AA3	EA	Cabinet - Dinette Overhead - w/o Doors or Hardware
2	M96852-86-AA3	EA	Door - Dinette Overhead - 10" x 19" - w/o Hardware
2	M96852-86-AA3	EA	Door - Dinette Overhead - 10" x 19" - w/o Hardware
3	M96852-82-AA3	EA	Door - Dinette Overhead - 25.2" x 7" - w/o Hardware
3	M96852-82-AA3	EA	Door - Dinette Overhead - 25.2" x 7" - w/o Hardware
4	M03968-01-AA3	EA	Cabinet - Seat Back - Front
5	M03969-01-AA3	EA	Cabinet - Seat Base - Front - US
†6	M02115-09-AA8	EA	Table - Dinette - w/o Edge Band or Hardware (AA3)
†6	M02115-09-AA9	EA	Table - Dinette - w/o Edge Band or Hardware (AA4)
7	M03968-02-AA3	EA	Cabinet - Seat Base - Rear
8	M03968-02-AA3	EA	Cabinet - Seat Back - Rear
* Door used from 11/27/89 on.			
† The breakdown of this item is on the following page.			

MISCELLANEOUS DINETTE HARDWARE

Key	Part Number	U/M	Description
	059777-02-000	EA	Hinge - Cabinet Door - Burnished Brass
	097800-01-000	EA	Latch - Flush Mount - Dark Brown
	074493-02-000	EA	Support - Overhead Door - Sprung
	057759-01-000	EA	Bracket - Seat Belt Washer - 4"
	007021-01-000	EA	Seat Belt - 2" x 90" - Black

DINETTE GROUP (CONTINUED)



DINETTE TABLE & HARDWARE

Key	Part Number	U/M	Description
1	M02115-09-AA8	EA	Table - Dinette - w/o Edge Band or Hardware (AA3)
1	M02115-09-AA9	EA	Table - Dinette - w/o Edge Band or Hardware (AA4)
2	064781-05-000	EA	Cup Holder - Two Stage - Beige
3	053200-05-000	EA	Bracket - Table Support - Upper Wall Mount - 23.5" - Beige
4	088410-01-000	EA	Bracket - Lift - Table Mounted - Beige
5	024281-07-000	EA	Bracket - Left - Rod - Lower Wall Mount - 22.12" - Beige
6	024275-05-000	EA	Rod - Table Lift - 8" x 23.5" - Beige
7	049433-01-000	EA	Catch - Table Leg - Floor Mounted - Beige
8	024276-21-000	EA	Leg Asm. - Table - Beige
9	064050-03-000	EA	Clamp - Saddle - Leg Hinge - Tan
10	024282-01-000	EA	Brace - Table Leg - Hinged
	024283-01-000	EA	Clip - Leg - 1" x 1.12" OD - Black

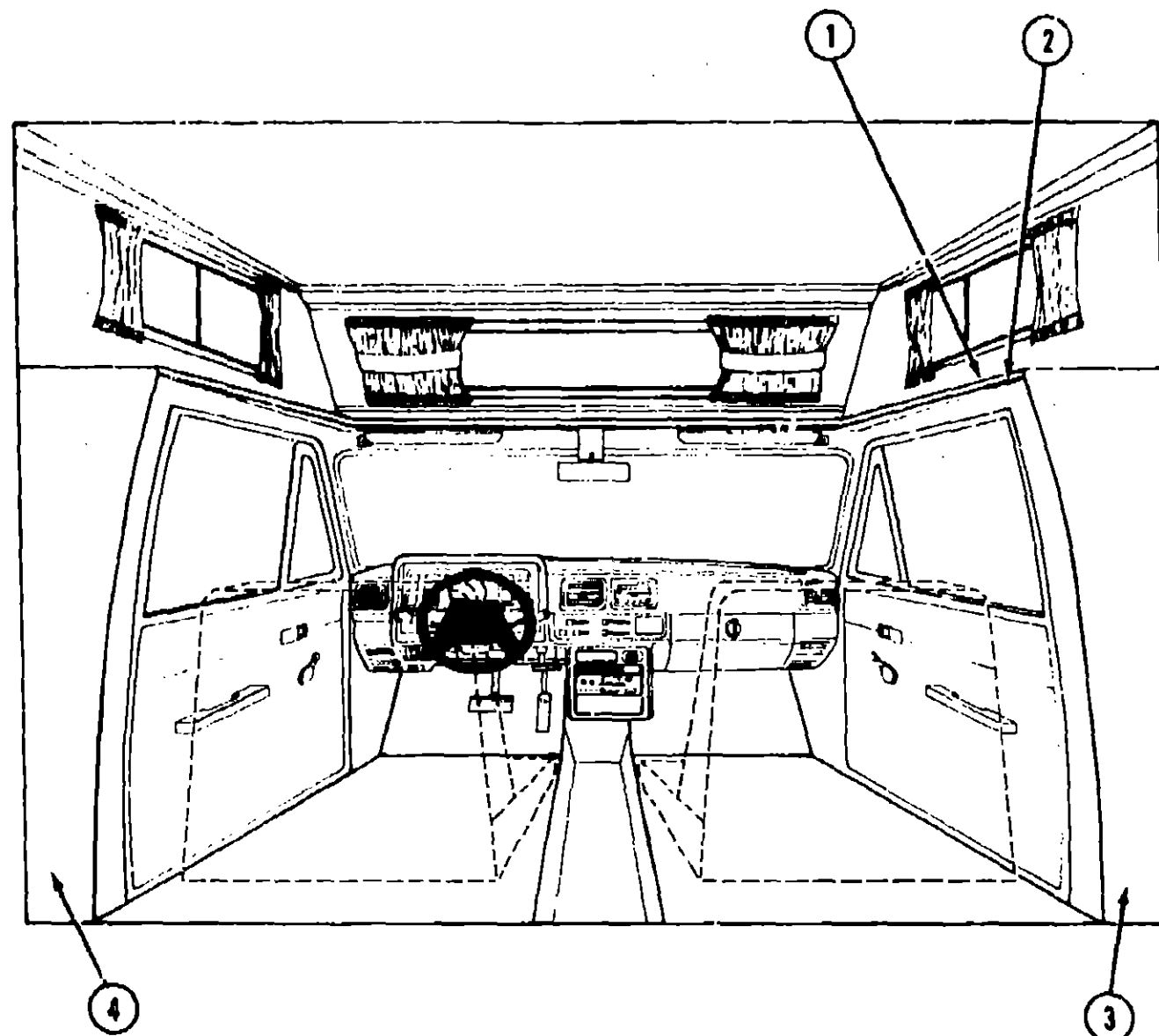
1990 WINNEBAGO TABLE OF CONTENTS

INTRODUCTION	A-01 - A-02
ABBREVIATIONS	A-03
ALPHABETICAL/GROUP REFERENCE	A-04 - A-06
WT319RB	A-07 - C-16
WT320RC	C-17 - E-18
WC323HC	E-19 - I-02

1990 WT319RB INDEX

Floor Plan	A-07 - A-08
Accessories Group	A-09
Bath Group	A-10 - A-11
Chassis Group	A-12
Curtain, Cushion & Pad Group	A-13 - A-18
Dinette Group	A-19 - A-20
Driver's Compartment Group	A-21
Electrical Group	A-22 - A-23
Exterior Body Group	A-24 - B-06
Galley Group	B-07 - B-09
Heating & Air Conditioning Group	B-10
Interior Finish Group	B-11 - B-13
Labels Group	B-14 - B-21
LP Group	B-22
Lounge Group	B-23
Sealants & Fasteners Group	B-24 - C-01
Water & Sewage Group	C-02 - C-03
Window, Vent & Exterior Door Group	C-04 - C-16

DRIVER'S COMPARTMENT GROUP



MISCELLANEOUS DRIVER'S COMPARTMENT COMPONENTS

Key	Part Number	U/M	Description
1	M95123-01-AA3	EA	Panel Asm. - Sleeper Board w/o Vinyl
*1	M98859-01-A93	EA	Panel Asm. - Sleeper Board w/o Vinyl
2	079900-02-000	EA	Trim - Front - Sleeper Board - Beige
*2	079900-05-000	EA	Trim - Front - Sleeper Board - Off White
	080742-02-000	FT	Insert - Trim - Sleeper Board - Vinyl - Beige
	080742-03-000	EA	Insert - Trim - Sleeper Board - Vinyl - Off White
3	M95402-01-000	EA	Wingwall Transition - Inner - Passenger Side
4	M95402-02-000	EA	Wingwall Transition - Inner - Driver Side
	091178-01-AA3	EA	Floor Mat - Driver
	091178-01-AA3	EA	Floor Mat - Passenger

* These parts were used from 10/2/89 on.

RADIO & RELATED COMPONENTS

Key	Part Number	U/M	Description
	090982-01-000	EA	Radio - AM/FM Cassette - Electronic Tune
	090051-02-000	EA	Speaker - 4" - Round
	090238-02-000	EA	Wire Asm. - Speaker/Power
	005081-01-000	EA	Clip
	090050-01-000	EA	Antenna
	084424-01-000	EA	Plug - Rubber - Antenna Hole
	090052-03-000	EA	Trim Kit - Radio Mounting w/90° Antenna Adapter

ELECTRICAL GROUP

MISCELLANEOUS ELECTRICAL COMPONENTS

Key	Part Number	U/M	Description
	063739-01-700	EA	Battery - 12 Volt - Storage Group 24
	008188-01-000	EA	Solenoid - Dual Battery - Relay
	008037-01-000	FT	Cable - Battery - 1 AWG - Standard - Black
	072852-01-000	EA	Smoke Detector w/9 Volt Battery
	092615-01-000	EA	Converter - 40 Amp. w/Charger
	084809-01-000	EA	Load Center - 240 Volt - 125 Amp. (Export)
	084454-01-000	EA	Control Center - 25 Amp - 120 Volt/12 Volt

WIRES, SWITCHES, & RECEPTACLES

Key	Part Number	U/M	Description
	008288-01-000	EA	Box - Electrical - 3" x 3.5" - Plastic
	033603-01-000	EA	Box - Electrical - 4" x 2 1/8" x 2 1/8"
	008289-01-000	EA	Box - Electrical - 4" x 4" - 1/2 & 3/4 Steel
	058049-01-000	EA	Box - Electrical - 2" x 3" x 2.25" - Steel
	041953-01-000	FT	Conduit - Convoluted Slit - .5" ID
	008356-01-000	EA	Connector - Plastic - 3/8" Avg.
	058028-01-000	EA	Connector - Pigtail - Clear Nylon
	008311-01-000	EA	Connector - Wire Nut - Red
	008314-01-000	EA	Connector - Wire Nut - Gray
	008398-01-000	EA	Connector - 1/2 x 90 - Flex
	008054-01-000	EA	Cord - Power - 10-3 30 Amp. - 25'
	069238-01-000	EA	Cover - Electrical Box - 4 x 4
	053337-01-000	EA	Cover Plate - Blank - Ivory
	008294-01-000	EA	Cover Plate - Blank - Steel 4 x 4 (USA)
	008355-01-000	EA	Connector - 3/4 - Cable Clamping
	088474-09-000	EA	Housing - Socket
	063910-01-000	EA	Housing - Relay
	075736-02-000	EA	Receptacle/Cover Asm. - Off White (Exterior)
	084077-01-000	EA	Receptacle Cover - Ivory (Ground Fault Interrupter)
	084076-01-000	EA	Receptacle - 15 Amp. - 125 Volt - Ivory (Ground Fault Interrupter)
	024924-02-000	EA	Receptacle - Power Cord
	058707-01-000	EA	Receptacle - Single - Brown
	058708-02-000	EA	Receptacle - Duplex - Ivory
	007940-01-000	EA	Receptacle - Slide - 16 to 12 Awg.
	088476-01-000	EA	Socket - Connector
	079364-01-000	EA	Switch - On/Off - Rocker - Brass
	079363-03-000	EA	Switch Plate - Single w/Switch - Brass
	098351-01-01A	EA	Switch Plate - 1 Gang - Polished Brass
	007942-01-000	EA	Tab - 18 to 14 Awg. Wire
	007949-01-000	EA	Tab - 14 to 10 Awg. Wire
	007955-01-000	EA	Tab - HSG - 6 Position
	008326-01-000	EA	Terminal Ring - 16/14 - 3/8 Stud
	035416-04-000	EA	Terminal Ring - #10 Stud Fit
	008328-01-000	EA	Terminal Ring - 12/10 Wire
	008348-01-000	EA	Terminal Ring - 2 - 3/8 Stud
	008331-01-000	EA	Terminal Ring - 4 - 3/8 Stud
	008026-01-000	FT	Wire - 12/2 Romex w/Ground
	008343-01-000	EA	Wire Tie - 5"
	008343-02-000	EA	Wire Tie - 14"

1990 WINNEBAGO TABLE OF CONTENTS

INTRODUCTION	A-01 - A-02
ABBREVIATIONS	A-03
ALPHABETICAL/GROUP REFERENCE	A-04 - A-06
WT319RB	A-07 - C-16
WT320RC	C-17 - E-18
WC323RC	E-19 - I-02

1990 WT319RB INDEX

Floor Plan	A-07 - A-08
Accessories Group	A-09
Bath Group	A-10 - A-11
Chassis Group	A-12
Curtain, Cushion & Pad Group	A-13 - A-18
Dinette Group	A-19 - A-20
Driver's Compartment Group	A-21
Electrical Group	A-22 - A-23
Exterior Body Group	A-24 - B-06
Galley Group	B-07 - B-09
Heating & Air Conditioning Group	B-10
Interior Finish Group	B-11 - B-13
Labels Group	B-14 - B-21
LP Group	B-22
Lounge Group	B-23
Sealants & Fasteners Group	B-24 - C-01
Water & Sewage Group	C-02 - C-03
Window, Vent & Exterior Door Group	C-04 - C-16

ELECTRICAL GROUP (CONTINUED)

BULBS

Key	Part Number	U/M	Description
	092698-01-709	EA	Bulb - #12 (Stove Hood)
	008218-01-000	EA	Bulb - 1141 (Dome Light)
	008213-01-000	EA	Bulb - 57 (Clearance Light)
	008215-01-000	EA	Bulb - 1003 (Porch Light)
	067479-01-000	EA	Bulb - 1078 (Dome Light)

FUSES & CIRCUIT BREAKERS

Key	Part Number	U/M	Description
	008235-01-000	EA	Fuse - 15 Amp. - 12 Volt
	062901-05-000	EA	Fuse - 15 Amp. - Automotive
	008211-01-000	EA	Circuit Breaker - 8 Amp. - 12 Volt
	063209-01-000	EA	Circuit Breaker - 15 Amp. - 120 Volt
	063209-02-000	EA	Circuit Breaker - 15/15 Amp. - 120 Volt
	033573-02-000	EA	Circuit Breaker - 15 Amp. - 12 Volt
	063209-05-000	EA	Circuit Breaker - 20 Amp. - 120 Volt
	094811-01-000	EA	Circuit Breaker - 20/20 Amp. - 120 Volt (Export)
	008268-01-000	EA	Circuit Breaker - 30 Amp. - 12 Volt
	063209-04-000	EA	Circuit Breaker - 20 Amp. - 120 Volt
	063209-06-000	EA	Circuit Breaker - 30/15 Amp. - 120 Volt
	094810-01-000	EA	Circuit Breaker - 30/30 Amp. - 120 Volt (Export)
	063209-08-000	EA	Circuit Breaker Blank
	044466-03-000	EA	Circuit Breaker w/Mounting Bracket
	100341-01-000	EA	Fuse Holder - In Line Type

EXTERIOR LIGHTS

Key	Part Number	U/M	Description
	042405-01-000	EA	Lens - Clearance Light - Red w/Reflex
	042405-02-000	EA	Lens - Clearance Light - Amber w/Reflex
	042405-03-000	EA	Base - Rectangular Clearance Light
	061983-01-000	EA	Gasket - Light - Side Marker
	008213-01-000	EA	Bulb - #57
	061638-03-000	EA	Wedge - Angle Mount - Tail Light
	061638-02-000	EA	Tail Light - Triple
	066432-01-000	EA	Light/Bracket - License Plate
	097917-01-01A	EA	Porch Light - Recessed
	097917-01-700	EA	Lens - Porch Light
	091981-01-000	EA	Gasket - Porch Light
	008215-01-000	EA	Bulb - 1003 - Porch Light
	100138-01-000	EA	Daytime Running Lights
	100159-01-000	EA	Wire Asm. - Running Light Harness

INTERIOR LIGHTS

Key	Part Number	U/M	Description
	098024-01-01A	EA	Dome Light - 1 Bulb - Ivory
	098024-03-01A	EA	Dome Light - 2 Bulb - Ivory
	098024-01-700	EA	Lens - Dome Light
	008218-01-000	EA	Bulb - Dome Light - 12 Volt - #1141

EXTERIOR BODY GROUP

MISCELLANEOUS EXTERNALLY MOUNTED PARTS

Key	Part Number	U/M	Description
	083558-03-000	EA	Plumbing Seal - Roof Vent - 1.5" - Covered
	009126-01-000	EA	Assist Handle - Chrome
	009178-02-000	EA	Bracket - Mounting - Assist - Handle
	009126-02-000	EA	Assist Handle - Black
	087659-04-000	EA	Fill - City Water - Off White
	091876-01-000	EA	Retainer - Door - 1.97" x .79" - Metal
	083615-06-000	EA	Door Stop - Plastic - Off White
	102768-01-000	EA	Door Stop

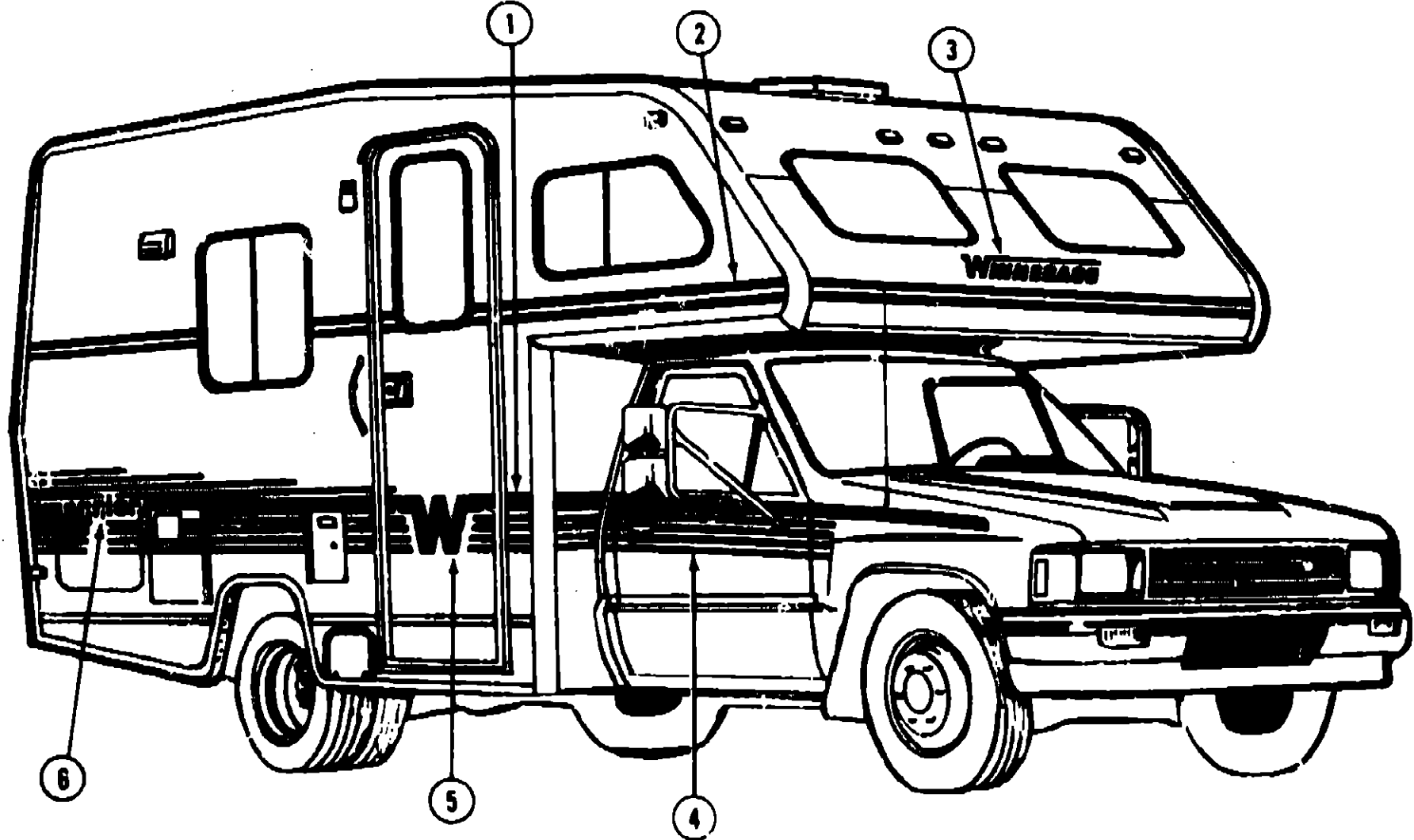
1990 WINNEBAGO TABLE OF CONTENTS

INTRODUCTION	A-01 - A-02
ABBREVIATIONS	A-03
ALPHABETICAL/GROUP REFERENCE	A-04 - A-06
WT319RB	A-07 - C-16
WT320RC	C-17 - E-18
WC323RC	E-19 - I-02

1990 WT319RB INDEX

Floor Plan	A-07 - A-08
Accessories Group	A-09
Bath Group	A-10 - A-11
Chassis Group	A-12
Curtain, Cushion & Pad Group	A-13 - A-18
Dinette Group	A-19 - A-20
Driver's Compartment Group	A-21
Electrical Group	A-22 - A-23
Exterior Body Group	A-24 - B-06
Galley Group	B-07 - B-09
Heating & Air Conditioning Group	B-10
Interior Finish Group	B-11 - B-13
Labels Group	B-14 - B-21
LP Group	B-22
Lounge Group	B-23
Sealants & Fasteners Group	B-24 - C-01
Water & Sewage Group	C-02 - C-03
Window, Vent & Exterior Door Group	C-04 - C-16

EXTERIOR BODY GROUP (CONTINUED)
DECALS & MULTISTRIPE



Key	Part Number	U/M	Description
1	078831-70-000	FT	Decal - Striping - 1.75" x 150' - Blue
2	085217-N1-000	FT	Film - Multistripe - 2.40" x 150' - Burgundy/Blue
3	050313-22-000	EA	Decal - Logo - "Winnebago" - 2.9" - Chrome
4	078196-41-000	FT	Film - Multistripe - 7.75" x 150' - Burgundy
5	079351-36-000	EA	Decal - Flying "W" - Blue
6	093569-01-01A	EA	Decal - Logo - "Warrior" - Black/Off White

For your convenience here are the Dupont color codes that you can purchase locally:
Burgundy L8547
Off White L0721L
Blue B0734
Black B9A

1990 WINNEBAGO
TABLE OF CONTENTS

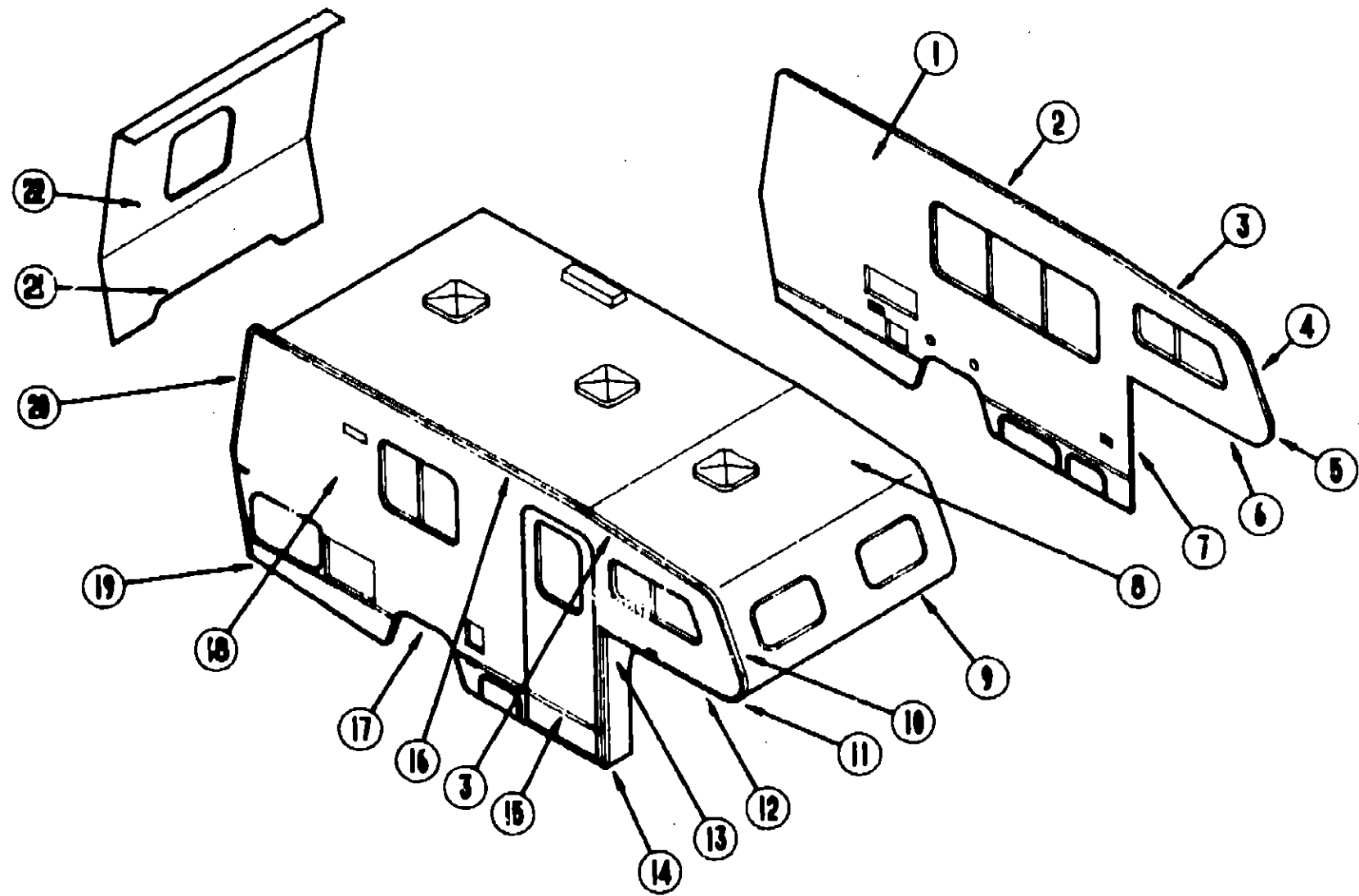
INTRODUCTION	A-01 - A-02
ABBREVIATIONS	A-03
ALPHABETICAL/GROUP REFERENCE	A-04 - A-09
WT319RB	A-07 - C-16
WT320RC	C-17 - E-18
WC323RC	E-19 - I-02

1990 WT319RB INDEX

Floor Plan	A-07 - A-08
Accessories Group	A-09
Bath Group	A-10 - A-11
Chassis Group	A-12
Curtain, Cushion & Pad Group	A-13 - A-18
Dinette Group	A-19 - A-20
Driver's Compartment Group	A-21
Electrical Group	A-22 - A-23
Exterior Body Group	A-24 - B-06
Galley Group	B-07 - B-09
Heating & Air Conditioning Group	B-10
Interior Finish Group	B-11 - B-13
Labels Group	B-14 - B-21
LP Group	B-22
Lounge Group	B-23
Sealants & Fasteners Group	B-24 - C-01
Water & Sewage Group	C-02 - C-03
Window, Vent & Exterior Door Group	C-04 - C-16

EXTERIOR BODY GROUP (CONTINUED)

EXTERIOR BODY PANELS & TRIMS
(FROM 00/00/00 THRU 10/1/89)



Key	Part Number	U/M	Description
1	M95716-01-AA3	EA	Sidewall Asm. - Driver (Special Order Item)
	002776-03-012	EA	Trim - U-Channel - Sidewall to Roof
2	087965-02-000	EA	Trim - Contour - Driver - Off White
3	076975-06-000	EA	Trim - Driver or Passenger - 64.1" - Off White
4	085490-04-000	EA	Trim - Contour - Driver - Off White
5	086889-02-000	EA	Trim - Radius - Driver - Off White
6	076975-03-000	EA	Trim - Wingwall - Driver - 52.2" - Off White
7	076975-13-000	EA	Trim - Wingwall - Driver - 46.8" - Off White
8	M86627-01-AA3	EA	Roof Asm. (Special Order Item)
9	039844-07-000	EA	Trim - Sleeper Board - Front - Off White
10	085490-03-000	EA	Trim - Contour - Passenger - Off White
11	086889-01-000	EA	Trim - Radius - Passenger - Off White
12	076975-05-000	EA	Trim - Wingwall - Passenger - 52.2" - Off White
13	M94780-01-AA3	EA	Wingwall - Passenger
	M94780-12-AA3	EA	Wingwall - Driver
	084704-12-000	EA	Trim - Wingwall - Driver or Passenger - Off White
14	076975-12-000	EA	Trim - Wingwall - Passenger - 46.8" - Off White
15	002444-04-002	EA	Feature Strip - w/o Insert - 15' Long - Off White
	001030-02-100	EA	Insert - Feature Strip - 17' - Off White
	009731-01-000	EA	End Cap - Feature Strip
16	087965-01-000	EA	Trim - Contour - Passenger - Off White

Key	Part Number	U/M	Description
17	084440-09-000	EA	Trim - Wheelwell - Rear - Passenger - Off White
	084440-08-000	EA	Trim - Wheelwell - Rear - Driver - Off White
	084440-10-000	EA	Trim - Wheelwell - Rear - Driver - Off White
18	M95713-01-AA3	EA	Sidewall Asm. - Passenger (Special Order Item)
19	002776-03-012	EA	U-Channel - Extrusion - 1" x 18' - Off White
20	076805-05-000	EA	Trim - Contour - Rear Passenger - Off White
	076805-06-000	EA	Trim - Contour - Rear Driver - Off White
21	085004-01-000	EA	Trim - Backwall - Lower - Off White
22	M84848-01-AA3	EA	Backwall Asm. (Special Order Item)
	002365-01-001	EA	U-Channel - Extrusion - 1.75" x 192" - Off White
	044532-02-000	EA	Drip Cap - Door Jamb - Mounted - Off White
	076054-96-000	EA	Fiberglass Sheet - 48" x 207" - Off White
	076054-92-000	EA	Fiberglass Sheet - 48" x 236" - Off White
	001054-01-011	EA	Aluminum - No Design - 48" x 96" - Roof - Off White
	000868-01-000	SF	Styrofoam - 3/4" x 24" x 96" (16 SF)
	000870-02-000	SF	Styrofoam - 1.5" x 48" x 96" (32 SF)
These parts were used from 9/11/89 on.			

1990 WINNEBAGO
TABLE OF CONTENTS

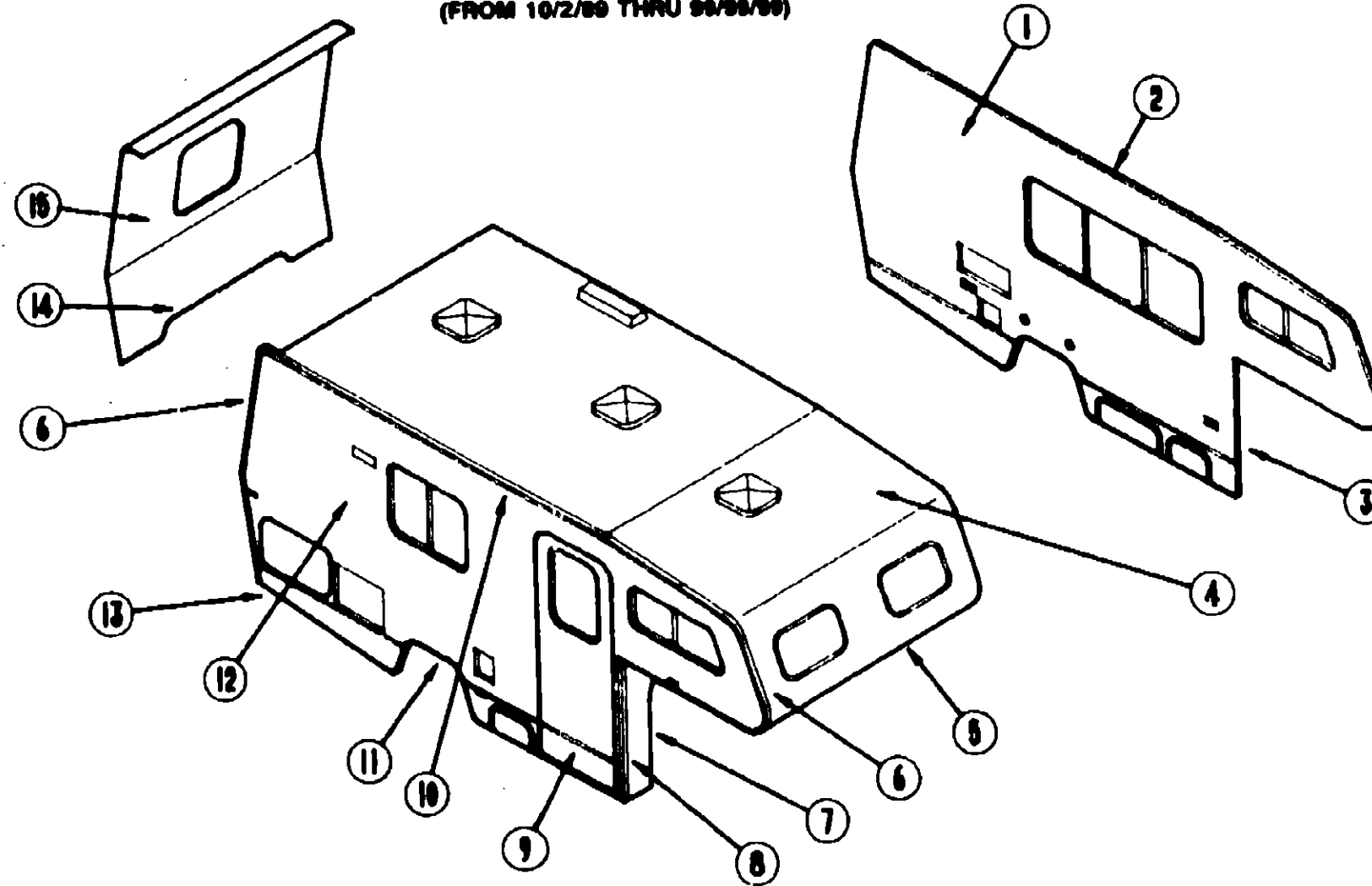
INTRODUCTION	A-01 - A-02
ABBREVIATIONS	A-03
ALPHABETICAL/GROUP REFERENCE	A-04 - A-06
WT319RB	A-07 - C-16
WT320RC	C-17 - E-18
WC323RC	E-19 - I-02

1990 WT319RB INDEX

Floor Plan	A-07 - A-08
Accessories Group	A-09
Bath Group	A-10 - A-11
Chassis Group	A-12
Curtain, Cushion & Pad Group	A-13 - A-18
Dinette Group	A-19 - A-20
Driver's Compartment Group	A-21
Electrical Group	A-22 - A-23
Exterior Body Group	A-24 - B-06
Galley Group	B-07 - B-09
Heating & Air Conditioning Group	B-10
Interior Finish Group	B-11 - B-13
Labels Group	B-14 - B-21
LP Group	B-22
Lounge Group	B-23
Sealants & Fasteners Group	B-24 - C-01
Water & Sewage Group	C-02 - C-03
Window, Vent & Exterior Door Group	C-04 - C-16

EXTERIOR BODY GROUP (CONTINUED)

EXTERIOR BODY PANELS & TRIMS
(FROM 10/2/89 THRU 99/99/99)



Key	Part Number	U/M	Description
1	M98674-01-AA3	EA	Sidewall Asm. - Driver (Special Order Item)
2	098894-01-01A	EA	Trim - Roof Contour - Off White
3	098870-04-01A	EA	Trim - Wingwall - Off White
4	M98857-01-A93	EA	Roof Asm. (Special Order Item)
5	039844-10-000	EA	Trim - Sleeper Board - Off White
6	098854-01-01A	EA	Trim - Contour - 107" - Front/Rear - Off White
7	098860-01-AA3	EA	Wingwall Asm. - Passenger
	098860-02-AA3	EA	Wingwall Asm. - Driver
8	098870-03-01A	EA	Trim - Wingwall - Off White
9	002444-04-002	EA	Feature Strip - w/o Insert - Extr. - 14" - Off White
	001030-02-100	EA	Insert - Feature Strip - 17" - Off White
	008731-01-000	EA	End Cap - Feature Strip
10	098864-01-01A	EA	Trim - Roof Contour - Off White
11	084440-09-000	EA	Trim - Wheel Well - Rear - Passenger - Off White
	084440-10-000	EA	Trim - Wheel Well - Rear - Driver - Off White
12	M98875-01-AA3	EA	Sidewall Asm. - Passenger (Special Order Item)
13	002778-03-012	EA	U-Channel - Extrusion - 1.75" x 192" - Off White
14	075004-01-000	EA	Trim - Backwall - Lower - Off White
15	M98858-01-A93	EA	Backwall Asm.
	002365-01-001	EA	U-Channel - Extrusion - 1" x 18"
	044582-02-000	EA	Drip Cap - Door Jamb - Mounted - Off White
	076054-98-000	EA	Fiberglass Sheet - 41" x 170" - Off White
	076054-97-000	EA	Fiberglass Sheet - 41" x 147" - Off White
	076054-96-000	EA	Fiberglass Sheet - 48" x 207" - Off White
	076054-92-000	EA	Fiberglass Sheet - 48" x 236" - Off White
	076054-A1-000	EA	Fiberglass Sheet - 48" x 86" - Off White
	076054-A2-000	EA	Fiberglass Sheet - 25" x 48" - Off White
	001064-01-011	EA	Aluminum - No Design - 48" x 96" - Roof - Off White
	000888-01-000	SF	Styrofoam - 3/4" x 24" x 96" (16 SF)
	000870-02-000	SF	Styrofoam - 1.5" x 48" x 96" (32 SF)

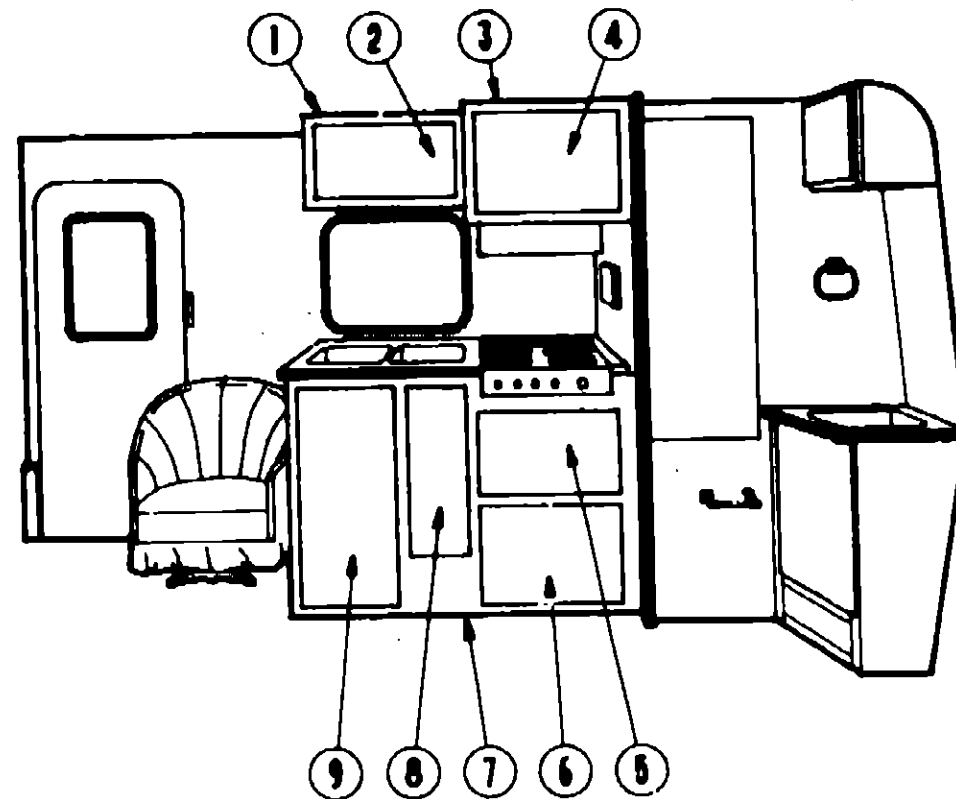
1990 WINNEBAGO TABLE OF CONTENTS

INTRODUCTION	A-01 - A-02
ABBREVIATIONS	A-03
ALPHABETICAL/GROUP REFERENCE	A-04 - A-08
WT319RB	A-07 - C-16
WT320RC	C-17 - E-18
WC323RC	E-19 - I-02

1990 WT319RB INDEX

Floor Plan	A-07 - A-08
Accessories Group	A-09
Bath Group	A-10 - A-11
Chassis Group	A-12
Curtain, Cushion & Pad Group	A-13 - A-18
Dinette Group	A-19 - A-20
Driver's Compartment Group	A-21
Electrical Group	A-22 - A-23
Exterior Body Group	A-24 - B-06
Galley Group	B-07 - B-09
Heating & Air Conditioning Group	B-10
Interior Finish Group	B-11 - B-13
Labels Group	B-14 - B-21
LP Group	B-22
Lounge Group	B-23
Sealants & Fasteners Group	B-24 - C-01
Water & Sewage Group	C-02 - C-03
Window, Vent & Exterior Door Group	C-04 - C-16

GALLEY GROUP



GALLEY CABINETRY

Key	Part Number	U/M	Description
1	M03984-02-AA3	EA	Cabinet Asm. Galley Overhead - w/o Door or Hardware
2	M98852-08-AA8	EA	Door Asm. - Galley Overhead - 12" x 21.8" - w/o Hardware
2	M98852-08-A93	EA	Door Asm. - Galley Overhead - 12" x 21.8" - w/o Hardware
3	M03984-03-AA3	EA	Cabinet Asm. - Galley Overhead - w/o Door or Hardware
4	M98852-18-AA3	EA	Door Asm. - Galley Overhead - 14.9" x 21.8" - w/o Hardware
4	M98852-37-AA3	EA	Door Asm. - Galley Overhead - 14.4" x 21.8" - w/o Hardware
4	M98852-37-A93	EA	Door Asm. - Galley Overhead - 14.4" x 21.8" - w/o Hardware
5	M98852-19-AA3	EA	Door Asm. - Galley Cabinet - 21.8" x 12" - w/o Hardware
5	M98852-19-A93	EA	Door Asm. - Galley Cabinet - 21.8" x 12" - w/o Hardware
6	M98852-13-AA3	EA	Door Asm. - Galley Cabinet - 21.8" x 14.4" - w/o Hardware
6	M98852-13-A93	EA	Door Asm. - Galley Cabinet - 21.8" x 14.4" - w/o Hardware
7	M03986-02-AA3	EA	Cabinet Asm. - Galley w/Countertop - w/o Doors or Hardware
7	M03986-02-AA4	EA	Cabinet Asm. - Galley w/Countertop - w/o Doors or Hardware
7	M03986-01-AA3	EA	Cabinet Asm. - Galley w/Countertop - w/o Doors or Hardware (L13B)
7	M03986-01-AA4	EA	Cabinet Asm. - Galley w/Countertop - w/o Doors or Hardware (L13B)
8	095470-13-AA3	EA	Countertop Asm. - Galley
8	095470-13-AA4	EA	Countertop Asm. - Galley
8	M98852-02-AA3	EA	Door Asm. - Galley Cabinet - 7" x 25.2" - w/o Hardware
8	M98852-02-A93	EA	Door Asm. - Galley Cabinet - 7" x 25.2" - w/o Hardware
9	M98852-14-AA3	EA	Door Asm. - Galley Cabinet - 14.4" x 26.8" - w/o Hardware
9	M98852-14-A93	EA	Door Asm. - Galley Cabinet - 14.4" x 26.8" - w/o Hardware
9	M98852-18-AA3	EA	Door Asm. - Refrigerator Cabinet - 20.5" x 15.7" - w/o Hardware
9	M98852-18-A93	EA	Door Asm. - Refrigerator Cabinet - 20.5" x 15.7" - w/o Hardware

* Doors used from 11/27/89 on.

** Parts used with the Range Option (L13B)

GALLEY GROUP (CONTINUED)

GALLEY APPLIANCES

Key	Part Number	U/M	Description
**	064473-04-000	EA	Refrigerator - 3 Way - 6' - 875-EG3 (Option L048)
**	064473-03-000	EA	Refrigerator - 2 Way - 6' - 875-EG2
**	081374-03-000	EA	Range Top - 4 Burner - Almond w/Almond Trim
	081374-03-700	EA	Trim - Top Right - Almond
	081374-03-701	EA	Trim - Top Left - Almond
	081374-03-703	EA	Trim - Top - Almond
	081374-03-704	EA	Pressure Regulator
	081374-03-705	EA	Trim - Rear - Almond
	064782-02-715	EA	Clip - Grate
	049045-01-703	EA	Valve - Top Burner
	064782-02-711	EA	Top - Main - 4 Burner - Square - Almond
	064782-07-712	EA	Grate - Top Burner - Square Holes
	055282-04-000	EA	Range - 4 Burner w/Oven - Almond (Option L13B)
	055282-03-708	EA	Bumper - Main Top
	049045-01-742	EA	Bumper Asm. - Oven
	064782-02-715	EA	Clip - Grate
	049045-01-739	EA	Fitting - Half Union
	055282-03-702	EA	Knob - Thermostat
	081374-02-701	EA	Regulator - Pressure
	055282-03-700	EA	Thermostat
	049045-01-703	EA	Valve - Top Burner
	064782-02-705	EA	Handle - Oven Door - Black
	049045-01-728	EA	Broiler Pan w/o Insert
	098507-02-700	EA	Filter - Pilot
	098507-02-701	EA	Insert - Burner (Slotted Vent)
	064782-02-701	EA	Shield - Deflector Flue - Black
	049045-01-741	EA	Insert - Broiler Pan
	064782-02-710	EA	Bracket - Front Glass
	064782-02-712	EA	Grate - Top Burner - Square Holes
	064782-02-714	EA	Fitting - Pipe Nipple - 1/8"
	098507-01-701	EA	Top - Main - Almond
	064782-02-708	EA	Valve - Mercury Control
	055282-04-700	EA	Panel - Oven Door - Almond
	098507-02-707	EA	Top - Main - Ebony
	097844-01-01A	EA	Hook - Range - w/o Monitor Panel
	097817-01-01A	EA	Panel - Monitor - Almond
	097817-01-700	EA	Cover Plate
	097817-01-701	EA	Switch - On/Off - Almond
	097817-01-702	EA	Switch - 1 Way - Almond
	097817-01-703	EA	Circuit Board
	097818-01-000	EA	Wire Asm. - Monitor Panel

** The illustrated parts breakdown of this item is provided on the Common Items Fiche.

1990 WINNEBAGO TABLE OF CONTENTS

INTRODUCTION	A-01 - A-02
ABBREVIATIONS	A-03
ALPHABETICAL/GROUP REFERENCE	A-04 - A-06
WT319RB	A-07 - C-16
WT320RC	C-17 - E-18
WC323RC	E-19 - I-02

1990 WT319RB INDEX

Floor Plan	A-07 - A-08
Accessories Group	A-09
Bath Group	A-10 - A-11
Chassis Group	A-12
Curtain, Cushion & Pad Group	A-13 - A-18
Dinette Group	A-19 - A-20
Driver's Compartment Group	A-21
Electrical Group	A-22 - A-23
Exterior Body Group	A-24 - B-06
Galley Group	B-07 - B-09
Heating & Air Conditioning Group	B-10
Interior Finish Group	B-11 - B-13
Labels Group	B-14 - B-21
LP Group	B-22
Lounge Group	B-23
Sealants & Fasteners Group	B-24 - C-01
Water & Sewage Group	C-02 - C-03
Window, Vent & Exterior Door Group	C-04 - C-16

GALLEY GROUP (CONTINUED)

GALLEY HARDWARE

Key	Part Number	U/M	Description
	054450-01-000	EA	Level - Refrigerator
	065225-01-000	EA	Plate - Tie-down - Refrigerator
	055516-01-000	EA	Bracket - Tie-down - Stove - Left
	055516-02-000	EA	Bracket - Tie-down - Stove - Right
	066654-01-000	EA	Sink - Stainless Steel - Double w/Bolts
	011053-04-000	EA	Faucet - Swing Spout - 8" - US/CSA
	091253-01-000	EA	Gasket - Galley Faucet
	011063-01-700	EA	Aerator - Swing Spout Faucet
	066437-01-000	EA	Strainer w/Basket - Sink
	066437-01-700	EA	Basket - Strainer - Galley Sink
	097800-01-000	EA	Latch - Flush Mount - Dark Brown
	059777-02-000	EA	Hinge - Cabinet Door - Antique Light Brass
	004354-01-000	EA	Bumper - Cabinet Door - Rubber - Brown
	077409-02-000	EA	Slide - Drawer - 20.75" - Plastic
	077404-02-000	EA	Drawer - 20" x 12.70" - Plastic
	066615-01-000	EA	Sink - Stainless Steel - Double w/Bolts
	094067-01-01A	EA	Drawer Divider - Plastic - Oak
	074493-02-000	EA	Sprung Support - Overhead Door
	081530-01-AA8	EA	Sink Cover (AA3)
	081530-01-AA9	EA	Sink Cover (AA4)

• These parts are used from 1/2/90 on.

HEATING & AIR CONDITIONING GROUP

ROOF AIR CONDITIONER

Key	Part Number	U/M	Description
	093306-01-01A	EA	A/C Roof - 7100 BTU - Rotary - Ivory
	093306-01-700	EA	Shroud - Ivory/Bronze - w/o Logo
	093306-01-701	EA	Decal Package - Left & Right
	093306-01-702	EA	Fan Capacitor
	093306-01-703	EA	Fan - 4 Blade - 9" Dia.
	093306-01-704	EA	Overload
	093306-01-705	EA	Motor
	093306-01-706	EA	Blower Wheel - 6 5/16" x 2 7/8" WVD
	093306-01-707	EA	Start Capacitor
	073742-02-704	EA	Run Capacitor (Compressor)
	093306-01-708	EA	Start Relay
	093306-01-711	EA	Condenser Coil
	093306-01-712	EA	Compressor
	093306-01-713	EA	Evaporator
	093307-01-000	EA	Ceiling Asm. - A/C Cool - Ivory
	093306-01-714	EA	Switch - Selector
	076303-01-710	EA	Thermostat
	093306-01-709	EA	Decal F/Thermostat & Selector
	076303-01-701	EA	Knob - Control - 2 Per Package
	076303-01-707	EA	Filter - 8" x 14 3/4" x 1/2" - 12 Per Package
	093306-01-710	EA	Ceiling Shroud - Ivory w/Decal
	093763-01-711	EA	Gasket Package
	022756-01-000	EA	Cover - Air Conditioner - Black Plastic
	008042-01-000	EA	Tubing - Vinyl - 6.5"

FURNACE

Key	Part Number	U/M	Description
	093365-01-000	EA	Thermostat - Wall - Furnace
	084444-01-000	EA	Furnace - 12,000 BTU - Hydroflame
	084444-01-700	EA	Orifice
	084444-01-701	EA	Burner Asm.
	084444-01-702	EA	Valve - Gas
	086741-01-708	EA	Motor
	086741-01-705	EA	Relay
	086741-02-701	EA	Pilot Asm.
	086741-03-704	EA	Board - D.S.I.
	086741-02-705	EA	Elbow - 90°
	086741-03-705	EA	Valve Asm. - D.S.I.
	086741-03-703	EA	Valve - Fenwel
	086741-01-714	EA	Thermostat
	086741-03-702	EA	Gasket - Burner Plate - D.S.I.
	086741-01-712	EA	Catch - Roller
	086741-02-709	EA	Air Box Asm.
	086741-01-705	EA	Relay
	084444-02-000	EA	Furnace - 18,000 BTU - Hydroflame
	084444-01-703	EA	Switch - Limit
	084444-01-704	EA	Circuit Breaker - 5 Amp.
	084444-01-705	EA	Electrode
	086741-01-708	EA	Motor
	086741-01-705	EA	Relay
	086741-02-701	EA	Pilot Asm.
	086741-03-704	EA	Board - D.S.I.
	086741-02-705	EA	3/8" N.P.T. x 3/8" MF - 90 L
	086741-03-705	EA	Valve Asm. - D.S.I.
	086741-03-703	EA	Valve - Fenwel
	086741-01-714	EA	Thermostat
	086741-03-702	EA	Gasket - Burner Plate
	086741-01-712	EA	Catch - Roller
	086741-02-709	EA	Air Box Asm.
	086741-01-705	EA	Relay

B-9

• These parts were used from 11/20/89 on.

1990 WINNEBAGO TABLE OF CONTENTS

INTRODUCTION	A-01 - A-02
ABBREVIATIONS	A-03
ALPHABETICAL/GROUP REFERENCE	A-04 - A-06
WT319RB	A-07 - C-16
WT320RC	C-17 - E-18
WC323RC	E-19 - I-02

1990 WT319RB INDEX

Floor Plan	A-07 - A-08
Accessories Group	A-09
Bath Group	A-10 - A-11
Chassis Group	A-12
Curtain, Cushion & Pad Group	A-13 - A-18
Dinette Group	A-19 - A-20
Driver's Compartment Group	A-21
Electrical Group	A-22 - A-23
Exterior Body Group	A-24 - B-06
Galley Group	B-07 - B-09
Heating & Air Conditioning Group	B-10
Interior Finish Group	B-11 - B-13
Labels Group	B-14 - B-21
LP Group	B-22
Lounge Group	B-23
Sealants & Fasteners Group	B-24 - C-01
Water & Sewage Group	C-02 - C-03
Window, Vent & Exterior Door Group	C-04 - C-16

B-10

INTERIOR FINISH GROUP

INTERIOR MOLDINGS & TRIMS

Key	Part Number	U/M	Description
	009800-22-000	EA	Molding - Plastic Corner - Outside - 1" - Birch
	009812-24-000	EA	Molding - Plastic Corner - Outside - 1/2" - Modern Ivory
	009812-23-000	EA	Molding - Plastic Corner - Outside - 1/2" - Birch
	022992-01-000	FT	Molding - Reverse Cove - T-Shaped - Vinyl - White
	022992-08-000	FT	Molding - Reverse Cove - T-Shaped - Vinyl - Champagne White
	070504-17-000	FT	U-Channel - .815" - Birch
	009778-10-000	FT	U-Channel - 1" - Birch
	009787-12-000	FT	Walling - Antique White (Ceiling to Wall)
	088651-D2-134	EA	Molding - Vinyl Wrapped - 1.5" x 7'
	088651-F2-438	EA	Molding - Vinyl Wrapped - 2.5" x 8'
	088650-D2-438	EA	Lumber - Vinyl Wrapped - 1.5" x 8'
	089733-77-000	EA	Batt Strip - Birch - 8'
	085284-31-000	FT	Batt Strip - Birch - Tape Adhesive
	088263-38-000	EA	Batt Strip - Decorative - Plain - 8' (Wall)
	085284-20-000	FT	Batt Strip - Decorative - Plain - Tape Adhesive (Wall)
	088263-48-000	EA	Batt Strip - Decorative - Patterned w/Teardrop - 8' (Wall)
	085284-34-000	FT	Batt Strip - Decorative - Patterned w/Teardrop - Tape Adhesive (Wall)
	088263-18-000	EA	Batt Strip - Bone - 8' (Wall)
	088263-30-000	EA	Batt Strip - Crosshik Spatter - Beige (Ceiling)

* These parts were used from 10/2/89 on.

PANELING & COUNTERTOP MATERIAL

Key	Part Number	U/M	Description
	074497-18-000	SF	Paneling - Richmond Birch - 48" x 84" (28 SF) (Cabinets)
	074497-14-000	SF	Paneling - Crosshik - 48" x 96" (32 SF) (Ceiling)
	088272-81-000	SF	Paneling - Decorative - Plain - 48" x 84" (28 SF) (Wall)
	088272-88-000	SF	Paneling - Decorative - Patterned w/Teardrops - 48" x 84" (28 SF) (Wall)
	088272-38-000	SF	Paneling - Bone - 48" x 84" (28 SF) (Shower)
	088272-72-000	SF	Paneling - Travertine White - 48" x 84" (28 SF) (Shower)
	074498-31-000	SF	Plastic Laminate - Blue - 48" x 96" (32 SF)
	074498-32-000	SF	Plastic Laminate - Mauve - 48" x 96" (32 SF)
	078325-24-000	FT	Molding - Edge Band - Birch

** These parts were used from 10/2/90 on.

* These parts were used from 4/9/90 on.

FABRICS & CARPETS

Key	Part Number	U/M	Description
	072333-81-000	YD	Fabric - Drapery - Pacific (Privacy) (AA3)
	072333-71-000	YD	Fabric - Drapery - Chantilly (Privacy) (AA4)
	087272-01-000	YD	Fabric - Drapery - Lining - 48" - Ivory
	098008-03-000	YD	Fabric - Upholstery - Main (AA3)
	098008-04-000	YD	Fabric - Upholstery - Main (AA4)
	088274-33-000	YD	Fabric - Upholstery - Accent (AA3)
	098008-25-000	YD	Fabric - Upholstery - Accent (AA4)
	075244-02-000	YD	Vinyl - Shower Curtain - Beige
	079680-09-000	YD	Vinyl - Off White (Assist Handle)
	079680-07-000	YD	Vinyl - Beige (Wingwall Pad)
	098000-02-000	YD	Carpet - Blue Coral
	091281-01-000	FT	Backing - Carpet - Non-Skid - 12" (Floor Mat)
	078314-02-000	FT	Tape - Heat Bonded - Carpet Seam
	047034-02-000	SF	Plastic Runner - Carpet - 4' Wide - Clear
	079970-08-000	YD	Tape - Carpet - 3/4"
	085748-04-000	FT	Trim - "J" - Carpet - PVC

NOTE: Replace vinyl flooring locally.

INTERIOR FINISH GROUP (CONTINUED)

CABINETS & TABLE HARDWARE

Key	Part Number	U/M	Description
	053200-05-000	EA	Bracket - Table Support - Upper Wall Mount - 23.5" - Beige
	024275-05-000	EA	Rod - Table Lift - 8" x 23.5" - Beige
	084781-05-000	EA	Cup Holder - Two Stage - Beige
	088410-01-000	EA	Bracket - Lift - Table Mounted - Beige
	024281-07-000	EA	Bracket - Lift - Rod - Lower Wall Mount - 22.12" - Beige
	049493-01-000	EA	Catch - Table Leg - Floor Mounted - Beige
	024278-21-000	EA	Leg Asm. - Table - Beige
	064050-03-000	EA	Clamp - Saddle - Leg Hinge - Tan
	024282-01-000	EA	Brace - Table Leg - Hinged
	024283-01-000	EA	Clip - Leg - 1" x 1.12" OD - Black
	059777-02-000	EA	Hinge - Antique Light Brass
	077409-02-000	EA	Slide - Drawer - Plastic - 20.75"
	074493-02-000	EA	Support - Sprung - Door
	097800-01-000	EA	Latch - Flush Mount - Dark Brown
	004354-01-000	EA	Bumper - Cabinet Door - Rubber - Brown
	093588-03-000	EA	Catch - Spring - Roller
	093588-04-000	EA	Strike - Spring Steel
	097115-01-01A	FT	Insert - Door - T-Molding - 5/16" - Vinyl - Gold

MISCELLANEOUS PARTS

Key	Part Number	U/M	Description
	053552-02-AA8	EA	Handle Asm. - Interior Assist - Off White
	094499-01-000	EA	Fire Extinguisher - Dry IA 109C
	094499-01-700	EA	Bracket - Mounting - w/Plastic Strap
	094651-01-01A	EA	Recessed Holder - Fire Extinguisher - Light Oak
	054185-35-000	EA	Owners Manual - 1990 Warrior
	092319-01-000	EA	Binder - 3-Ring - Motor Home Manual
	092319-01-000	EA	Pocket Page - 3-Ring Binder - Plastic
	098084-05-000	EA	Cassette - Winnebago "Warrior"
	088120-01-AA3	EA	Map Pocket - 12" x 16"
	088120-01-AA4	EA	Map Pocket - 12" x 16"
	077309-02-000	EA	Trim - Step Box

1990 WINNEBAGO TABLE OF CONTENTS

INTRODUCTION	A-01 - A-02
ABBREVIATIONS	A-03
ALPHABETICAL/GROUP REFERENCE	A-04 - A-08
WT319RB	A-07 - C-18
WT320RC	C-17 - E-18
WC323RC	E-19 - I-02

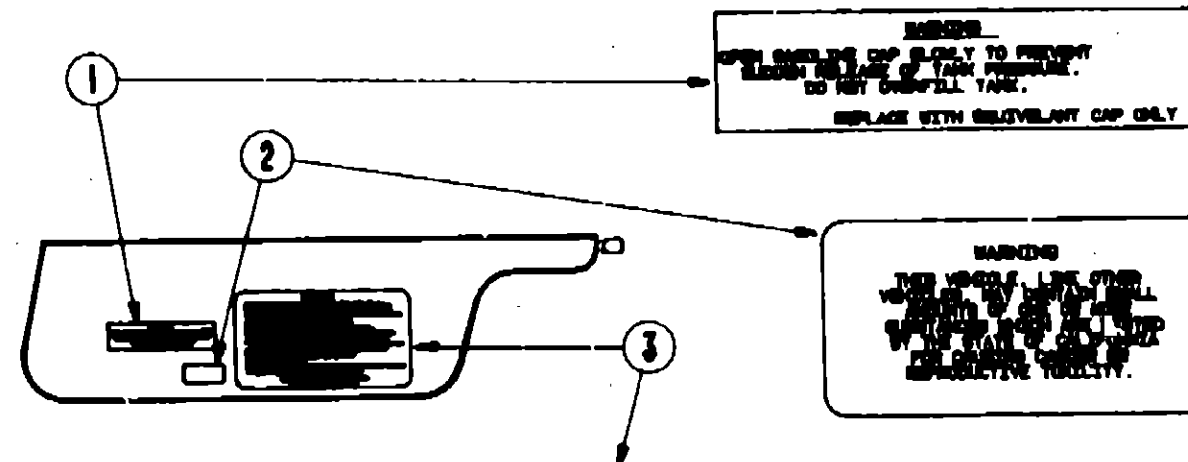
1990 WT319RB INDEX

Floor Plan	A-07 - A-08
Accessories Group	A-09
Bath Group	A-10 - A-11
Chassis Group	A-12
Curtain, Cushion & Pad Group	A-13 - A-18
Dinette Group	A-19 - A-20
Driver's Compartment Group	A-21
Electrical Group	A-22 - A-23
Exterior Body Group	A-24 - B-08
Galley Group	B-07 - B-09
Heating & Air Conditioning Group	B-10
Interior Finish Group	B-11 - B-13
Labels Group	B-14 - B-21
LP Group	B-22
Lounge Group	B-23
Sealants & Fasteners Group	B-24 - C-01
Water & Sewage Group	C-02 - C-03
Window, Vent & Exterior Door Group	C-04 - C-18

LABELS GROUP

CURTAIN & CUSHION HARDWARE

Key	Part Number	U/M	Description
	009701-01-000	EA	Carrier - Shower Curtain
	009702-01-000	EA	End - Stop - Curtain Carrier - Shower
	048987-01-000	EA	Grommet - Brass - 7/16" ID x 1" OD (Shower Curtain)
	009136-01-000	EA	Pin - Shower Curtain
	029092-02-000	EA	Stud - Nickel Finish
	029093-01-000	EA	Eyelet - Nickel Finish
	029155-02-000	EA	Cap - Snap
	029156-02-000	EA	Socket - Snap Fastener
	084432-08-000	FT	Slat - Plastic Roller Shade - 96"
	086276-01-000	YD	Tape - Double Sided - 1/2"
	078394-01-000	FT	Trim - Half Round - 7/16" - Vinyl - Gold (Valance Pad)
	089522-02-000	EA	Panel - Plastic Leg - 31.5" - Black (Valance Pad)
	087253-01-000	EA	Pull - Roller Shade - Clear Plastic
	084434-01-000	EA	Mounting Bracket - Roller Shade - 1 3/8"
	039175-02-000	EA	Bracket - Curtain Rod - Cafe Extension
	039175-03-000	EA	Rod - Curtain - Cafe - 28" to 48"
	039175-01-000	EA	Rod - Curtain - Cafe - 48" to 84"
	039175-05-000	EA	Bracket - Curtain Rod - Center
	089916-01-000	EA	Mount - Window Leg - Black
	058003-01-000	EA	Bracket - Drapery Retaining - Right
	058003-02-000	EA	Bracket - Drapery Retaining - Left
	097565-01-000	EA	Bracket - Mounting - Pleated Blind
	094896-02-000	EA	Grommet - Cord - Pleated Blind
	094907-02-000	EA	End Cap - Top - Pleated Blind
	094907-03-000	EA	End - Bottom - Pleated Blind
	097591-01-000	EA	Spring - Extension - Pleated Blind
	097502-01-000	EA	Bobbin - Cord - Holdup - Pleated Blind
	097593-01-000	FT	Cord - Pleated Blind - Blue (AA3)
	097593-02-000	FT	Cord - Pleated Blind - Mauve (AA4)
	000C16-07-168	EA	Bolt - Carriage - 7/16" - 14 x 1" ZN (Assist Handle)
	000D20-07-008	EA	Acorn Nut - 7/16" x 14 ZN (Assist Handle)
	089178-02-000	EA	Bracket - Mounting (Assist Handle)
	089335-01-000	FT	Track - Curtain - Brown Plastic



CAUTION

THIS MOTOR HOME HAS BEEN DESIGNED, MANUFACTURED AND TESTED WITH CONCERN FOR THE PROTECTION OF IT'S OCCUPANTS. WE REQUEST YOU PERFORM THE FOLLOWING INSPECTIONS FOR YOUR SAFETY AND THE SAFETY OF YOUR PASSENGERS BEFORE STARTING YOUR VEHICLE.

1. LP GAS SYSTEM- TURN OFF AT TANK FOR TRAVELING. TEST FOR LEAKS UPON ARRIVAL AT DESTINATION. BEFORE LIGHTING PILOTS.
2. WHEELS- INSPECT FOR DAMAGE AND CHECK LUB MNTS FOR TIGHTNESS.
3. TIRES- INSPECT FOR WEAR AND DAMAGE AND CHECK FOR RECOMMENDED AIR PRESSURE.
4. LIGHTING- TEST FOR PROPER OPERATION OF ALL INTERIOR AND EXTERIOR LIGHTS INCLUDING DASH LIGHTS, HEADLIGHTS, TAIL LIGHTS, BRAKE LIGHTS, CLEARANCE LIGHTS AND TURN SIGNALS.
5. EXITS- INSPECT RELEASE MECHANISM ON EMERGENCY EXIT WINDOW. TEST BOTH LOCKS ON MAIN ENTRANCE DOOR FOR EASE OF OPERATION AND INSTRUCT PASSENGERS HOW TO USE BOTH MEANS OF EXIT.
6. SEAT BELTS- DIRECT PASSENGERS TO DESIGNATED SEATS AND REMIND USE OF SEAT BELTS.
7. APPLIANCES- TURN OFF AND LATCH OR LOCK DOORS WHERE PROVIDED.
8. LOOSE PARCELS- STORE SECURELY.
9. UTILITY SUPPLY LINES- DISCONNECT ALL ELECTRIC, WATER AND BATHING LINES AND SECURE PROPERLY.
10. ENTRANCE DOOR STOP- PLACE IN RETRACTED POSITION FOR TRAVELING.

READ YOUR MOTOR HOME AND CHASSIS OWNER'S
MANUAL FOR FURTHER PRECAUTIONS

Key	Part Number	U/M	Description
1	087207-05-000	EA	Label - Fuel Cap Removal
2	099689-01-000	EA	Label - Warning - Cancer/Toxicity
3	058259-01-000	EA	Label - Safety Check List

MISCELLANEOUS LABELS

Key	Part Number	U/M	Description
	006064-01-000	EA	Label - Seat - w/o Seat Belt
	091243-01-000	EA	Label - A/C Cover
	006019-01-000	EA	Tag - RVI Approved - Plastic

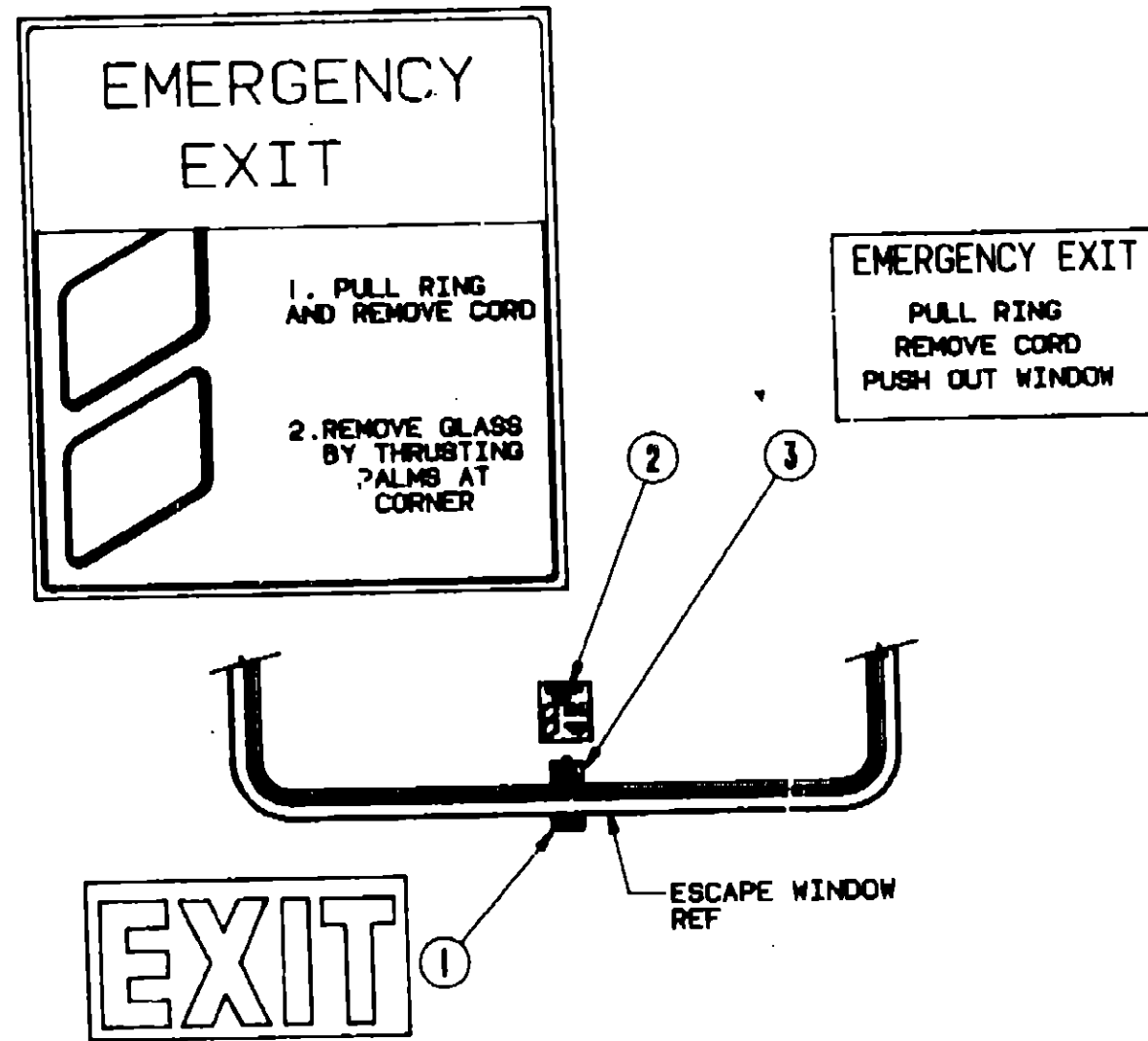
1990 WINNEBAGO TABLE OF CONTENTS

INTRODUCTION	A-01 - A-02
ABBREVIATIONS	A-03
ALPHABETICAL/GROUP REFERENCE	A-04 - A-06
WT319RB	A-07 - C-16
WT320RC	C-17 - E-18
WC323RC	E-19 - I-02

1990 WT319RB INDEX

Floor Plan	A-07 - A-08
Accessories Group	A-09
Bath Group	A-10 - A-11
Chassis Group	A-12
Curtain, Cushion & Pad Group	A-13 - A-18
Dinette Group	A-19 - A-20
Driver's Compartment Group	A-21
Electrical Group	A-22 - A-23
Exterior Body Group	A-24 - B-06
Galley Group	B-07 - B-09
Heating & Air Conditioning Group	B-10
Interior Finish Group	B-11 - B-13
Labels Group	B-14 - B-21
LP Group	B-22
Lounge Group	B-23
Sealants & Fasteners Group	B-24 - C-01
Water & Sewage Group	C-02 - C-03
Window, Vent & Exterior Door Group	C-04 - C-18

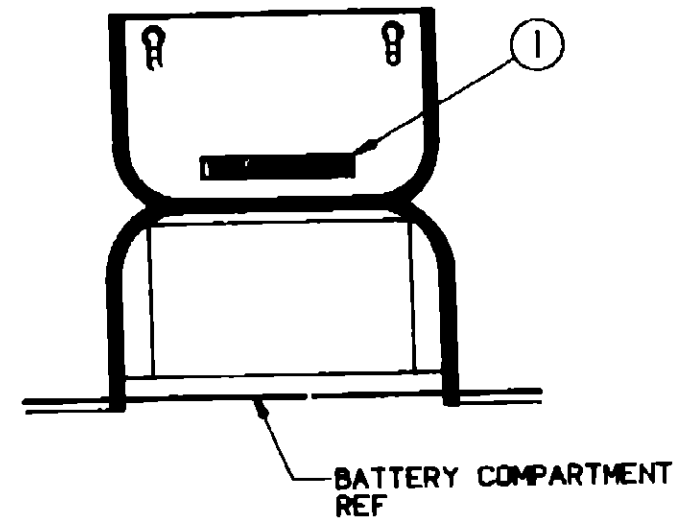
LABELS GROUP (CONTINUED)



Key	Part Number	U/M	Description
1	038290-01-000	EA	Label - Warning - Exit
2	047731-01-000	EA	Label - Emergency Exit
3	006199-01-000	EA	Label - Exit - Escape Window

LABELS GROUP (CONTINUED)

WARNING DISCONNECT BATTERIES BEFORE CONNECTING EXTERNAL CHARGING EQUIPMENT.

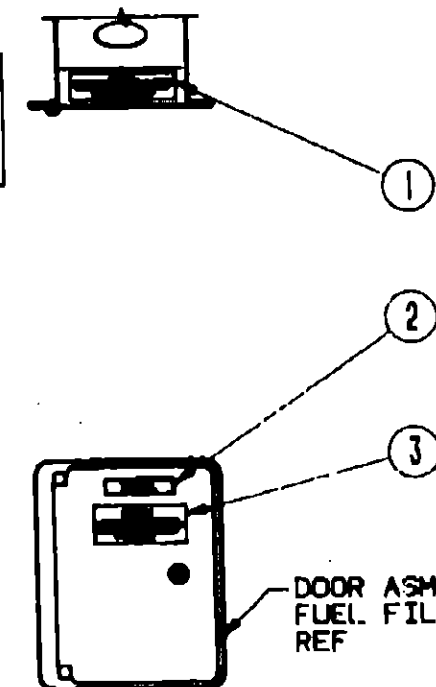


Key	Part Number	U/M	Description
1	065748-01-000	EA	Label - Caution - Battery Charging

WARNING
OPEN GASOLINE CAP SLOWLY TO PREVENT SUDDEN RELEASE OF TANK PRESSURE. DO NOT OVERFILL TANK. REPLACE WITH RELIEF VALVE CAP ONLY.

FUEL

WARNING
ALL PILOT LIGHTS AND APPLIANCES SHALL BE TURNED OFF DURING REFUELING OF MOTOR FUEL TANKS AND/OR PERMANENTLY MOUNTED LP-GAS CONTAINERS.



Key	Part Number	U/M	Description
1	087207-05-000	EA	Label - Fuel Cap Removal
2	062043-01-000	EA	Label - Unleaded Fuel
3	006040-01-000	EA	Tag - Gas Refueling Warning

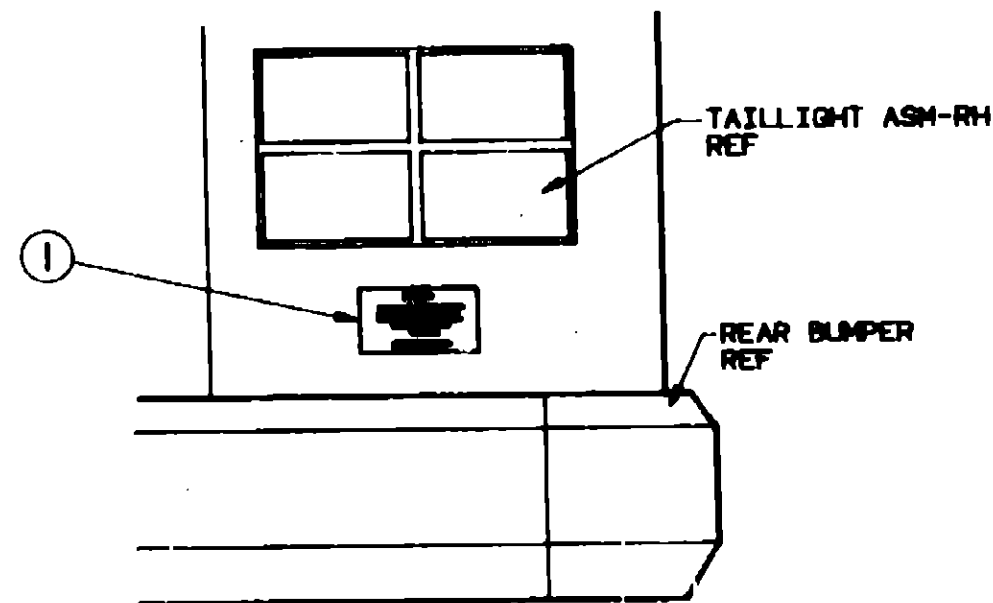
1990 WINNEBAGO TABLE OF CONTENTS

INTRODUCTION	A-01 - A-02
ABBREVIATIONS	A-03
ALPHABETICAL/GROUP REFERENCE	A-04 - A-06
WT319RB	A-07 - C-16
WT320RC	C-17 - E-18
WC323RC	E-19 - I-02

1990 WT319RB INDEX

Floor Plan	A-07 - A-08
Accessories Group	A-09
Bath Group	A-10 - A-11
Chassis Group	A-12
Curtain, Cushion & Pad Group	A-13 - A-18
Dinette Group	A-19 - A-20
Driver's Compartment Group	A-21
Electrical Group	A-22 - A-23
Exterior Body Group	A-24 - B-06
Galley Group	B-07 - B-09
Heating & Air Conditioning Group	B-10
Interior Finish Group	B-11 - B-13
Labels Group	B-14 - B-21
LP Group	B-22
Lounge Group	B-23
Sealants & Fasteners Group	B-24 - C-01
Water & Sewage Group	C-02 - C-03
Window, Vent & Exterior Door Group	C-04 - C-16

LABELS GROUP (CONTINUED)

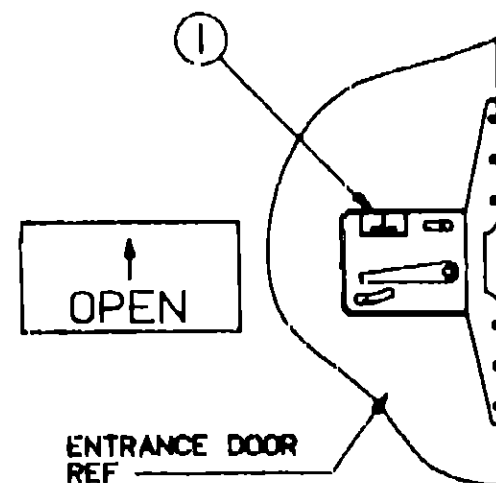


WARNING

DO NOT EXCEED THE VEHICLE WEIGHT RATINGS OR LOADING RECOMMENDATIONS (E.G., GROSS VEHICLE, GROSS AXLE, GROSS COMBINED) OF THE CHASSIS MANUFACTURER OR WINNEBAGO INC.

REFER TO YOUR OWNERS MANUAL, BEFORE LOADING OR TOWING.

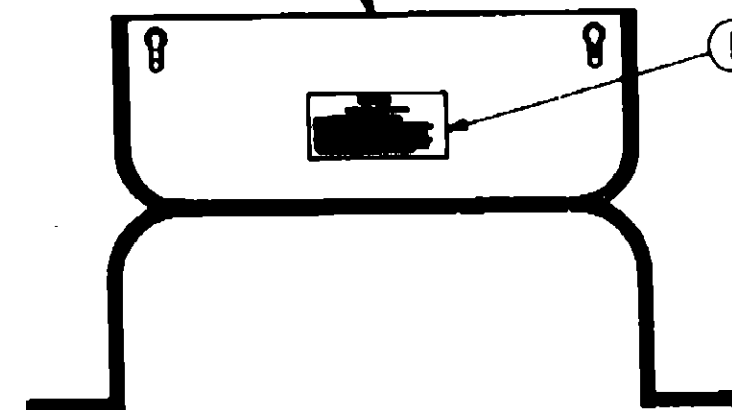
Key	Part Number	U/M	Description
1	075220-01-000	EA	Label - Warning - Exterior Load



Key	Part Number	U/M	Description
1	040944-01-000	EA	Label - Open - Entrance Door

LABELS GROUP (CONTINUED)

GENERATOR COMP
DOOR REF

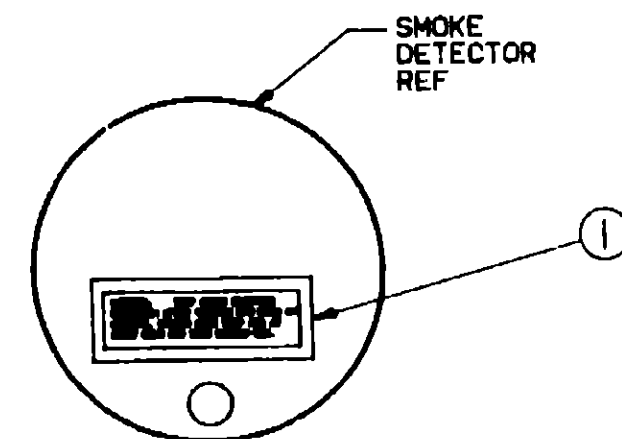


WARNING

READ AND/OR A GENERATOR SET.

HIGH VOLTAGE-USE EXTREME CAUTION WHEN WORKING ON ELECTRICAL COMPONENTS.
HAVE ALL ELECTRICAL INSTALLATION PERFORMED BY A QUALIFIED LICENSED ELECTRICIAN-FOLLOW ALL STATE AND LOCAL CODES.
ONLY INSTALL GENERATOR SET APPROVED FOR R.V. APPLICATION. HAVE INSTALL BY QUALIFIED TECHNICIAN.
TO AVOID HAZARD BUILD-UP AND TO GUARANTEE AN ADEQUATE AIR SUPPLY TO THE GENERATOR COMPARTMENT, FOLLOW INSTALLATION INSTRUCTIONS.
GENERATOR EXHAUST SYSTEMS ARE TOXIC AND MAY NOT TERMINATE UNDER THE VEHICLE-EXHAUST SYSTEM MUST PEEK VEHICLE.

Key	Part Number	U/M	Description
1	077510-01-000	EA	Label - Generator Prep



WARNING: TEST SMOKE DETECTOR OPERATION AFTER VEHICLE HAS BEEN IN STORAGE, BEFORE EACH TRIP AND AT LEAST ONCE PER WEEK DURING USE.

Key	Part Number	U/M	Description
1	077958-01-000	EA	Label - Warning - Smoke Detector

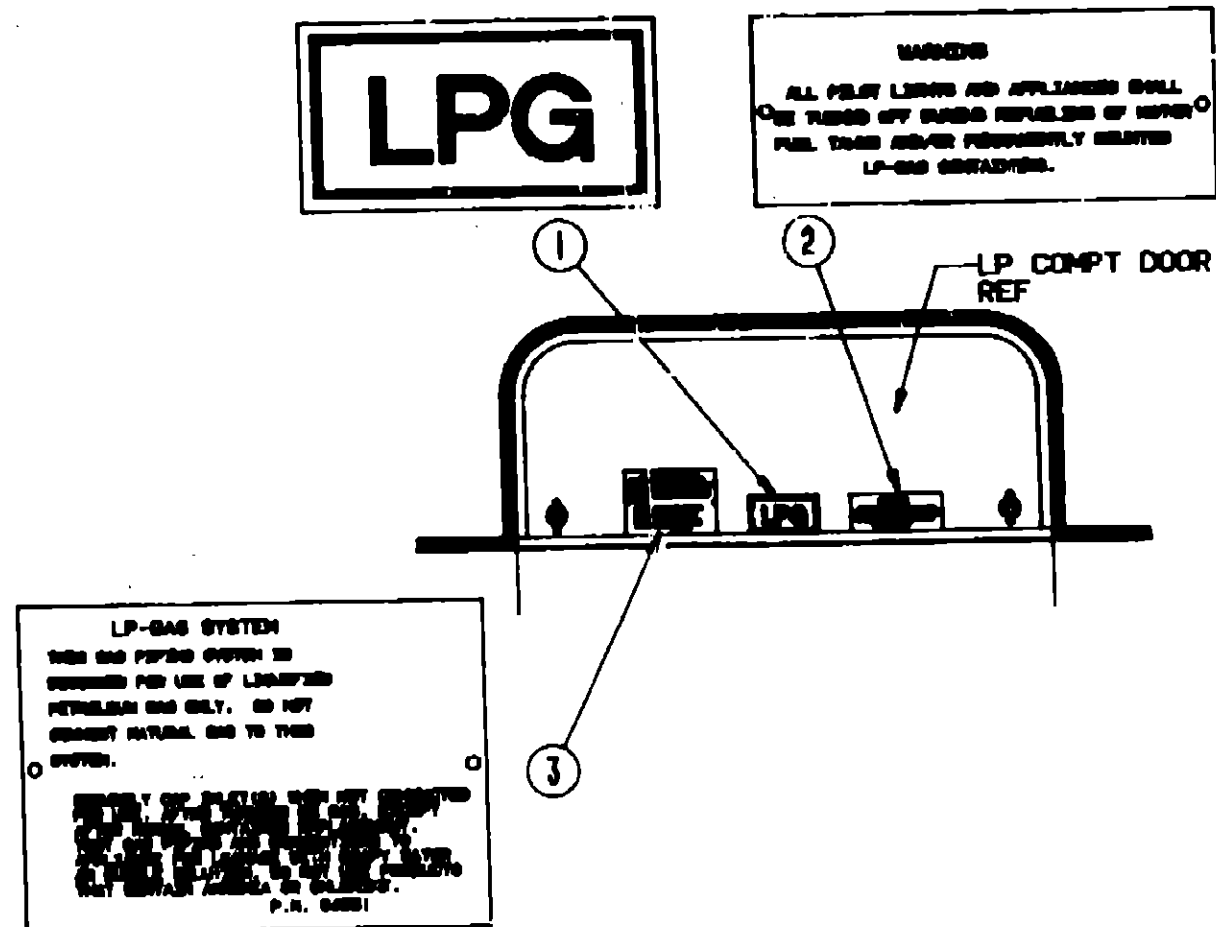
1990 WINNEBAGO TABLE OF CONTENTS

INTRODUCTION	A-01 - A-02
ABBREVIATIONS	A-03
ALPHABETICAL/GROUP REFERENCE	A-04 - A-08
WT319RB	A-07 - C-16
WT320RC	C-17 - E-18
WC323RC	E-19 - I-02

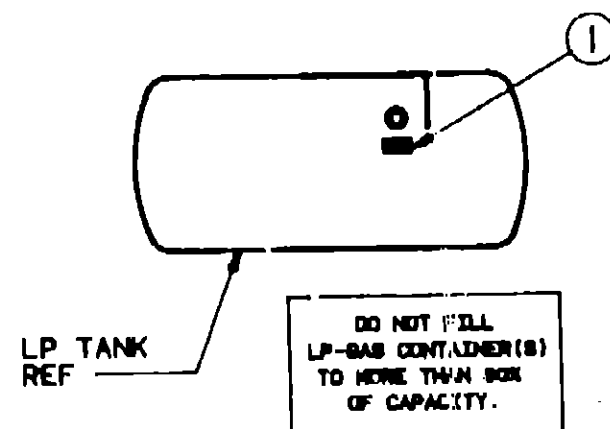
1990 WT319RB INDEX

Floor Plan	A-07 - A-08
Accessories Group	A-09
Bath Group	A-10 - A-11
Chassis Group	A-12
Curtain, Cushion & Pad Group	A-13 - A-18
Dinette Group	A-19 - A-20
Driver's Compartment Group	A-21
Electrical Group	A-22 - A-23
Exterior Body Group	A-24 - B-06
Galley Group	B-07 - B-09
Heating & Air Conditioning Group	B-10
Interior Finish Group	B-11 - B-13
Labels Group	B-14 - B-21
LP Group	B-22
Lounge Group	B-23
Sealants & Fasteners Group	B-24 - C-01
Water & Sewage Group	C-02 - C-03
Window, Vent & Exterior Door Group	C-04 - C-16

LABELS GROUP (CONTINUED)

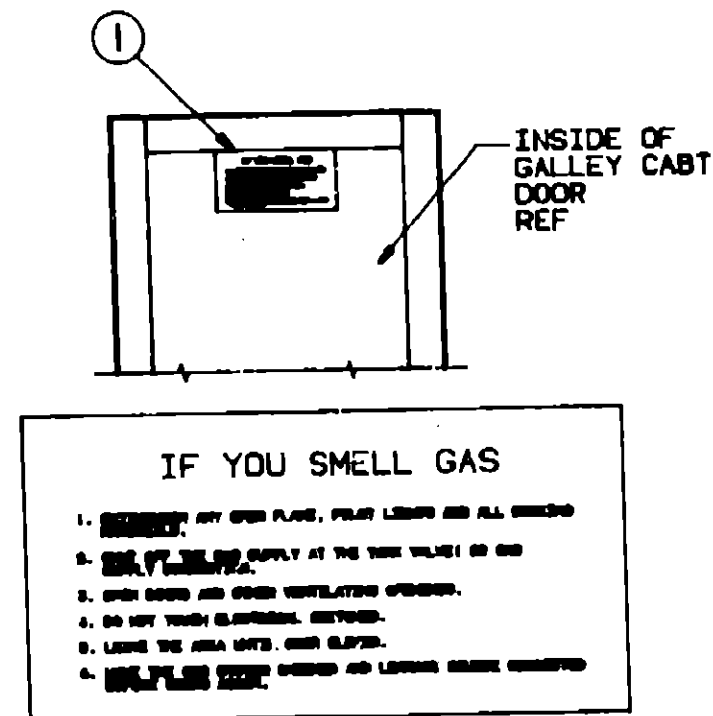


Key	Part Number	U/M	Description
1	074559-01-000	EA	Label - "LPG" - 3.3" x 1.75" (California Code)
2	008040-01-000	EA	Tag - Gas Refueling - Warning
3	054531-01-000	EA	Label - LP Gas Only

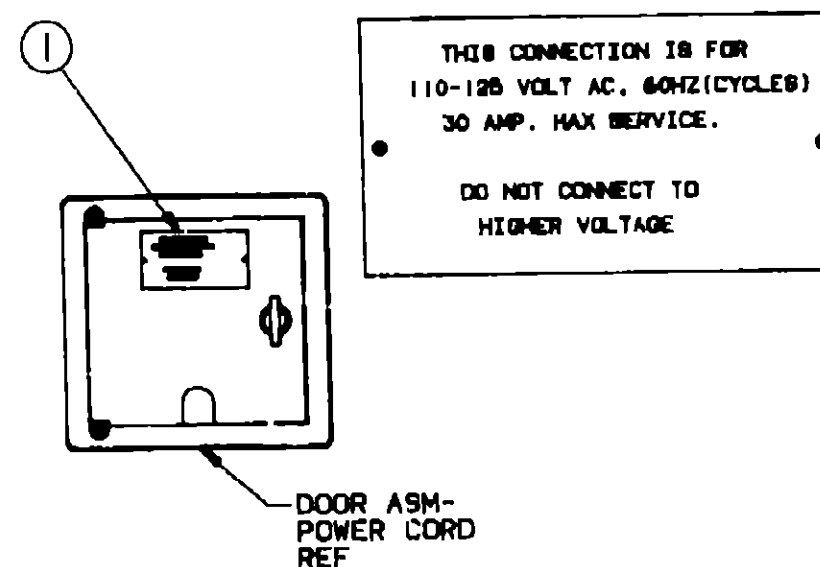


Key	Part Number	U/M	Description
1	070965-01-000	EA	Label - LPG - 80% Capacity

LABELS GROUP (CONTINUED)



Key	Part Number	U/M	Description
1	073998-01-000	EA	Label - LPG - Odor Warning



Key	Part Number	U/M	Description
1	008062-01-000	EA	Tag - Electrical - 110 Volt Connection

1990 WINNEBAGO TABLE OF CONTENTS

INTRODUCTION	A-01 - A-02
ABBREVIATIONS	A-03
ALPHABETICAL/GROUP REFERENCE	A-04 - A-06
WT319RB	A-07 - C-16
WT320RC	C-17 - E-18
WC323RC	E-19 - I-02

1990 WT319RB INDEX

Floor Plan	A-07 - A-08
Accessories Group	A-09
Bath Group	A-10 - A-11
Chassis Group	A-12
Curtain, Cushion & Pad Group	A-13 - A-18
Dinette Group	A-19 - A-20
Driver's Compartment Group	A-21
Electrical Group	A-22 - A-23
Exterior Body Group	A-24 - B-06
Galley Group	B-07 - B-09
Heating & Air Conditioning Group	D-10
Interior Finish Group	B-11 - B-13
Labels Group	B-14 - B-21
LP Group	B-22
Lounge Group	B-23
Sealants & Fasteners Group	B-24 - C-01
Water & Sewage Group	C-02 - C-03
Window, Vent & Exterior Door Group	C-04 - C-16

LABELS GROUP (CONTINUED)

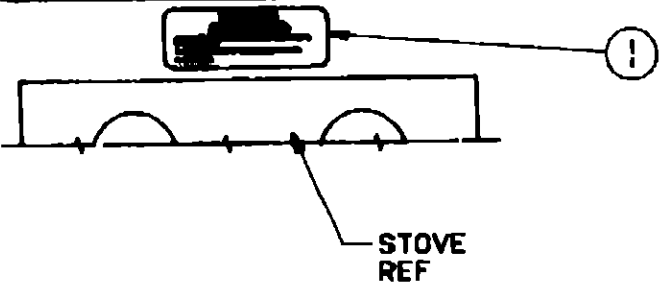
WARNING

IT IS NOT SAFE TO USE COOKING APPLIANCES FOR OUTDOOR HEATING.

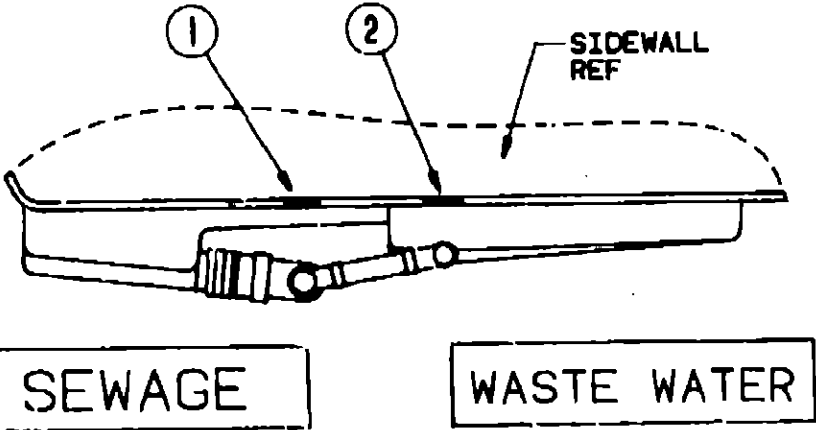
COOKING APPLIANCES NEED FRESH AIR FOR SAFE OPERATION BEFORE OPERATION.

1. OPEN OVERHEAD VENT OR TURN ON EXHAUST FAN AND:

2. OPEN KITCHEN.

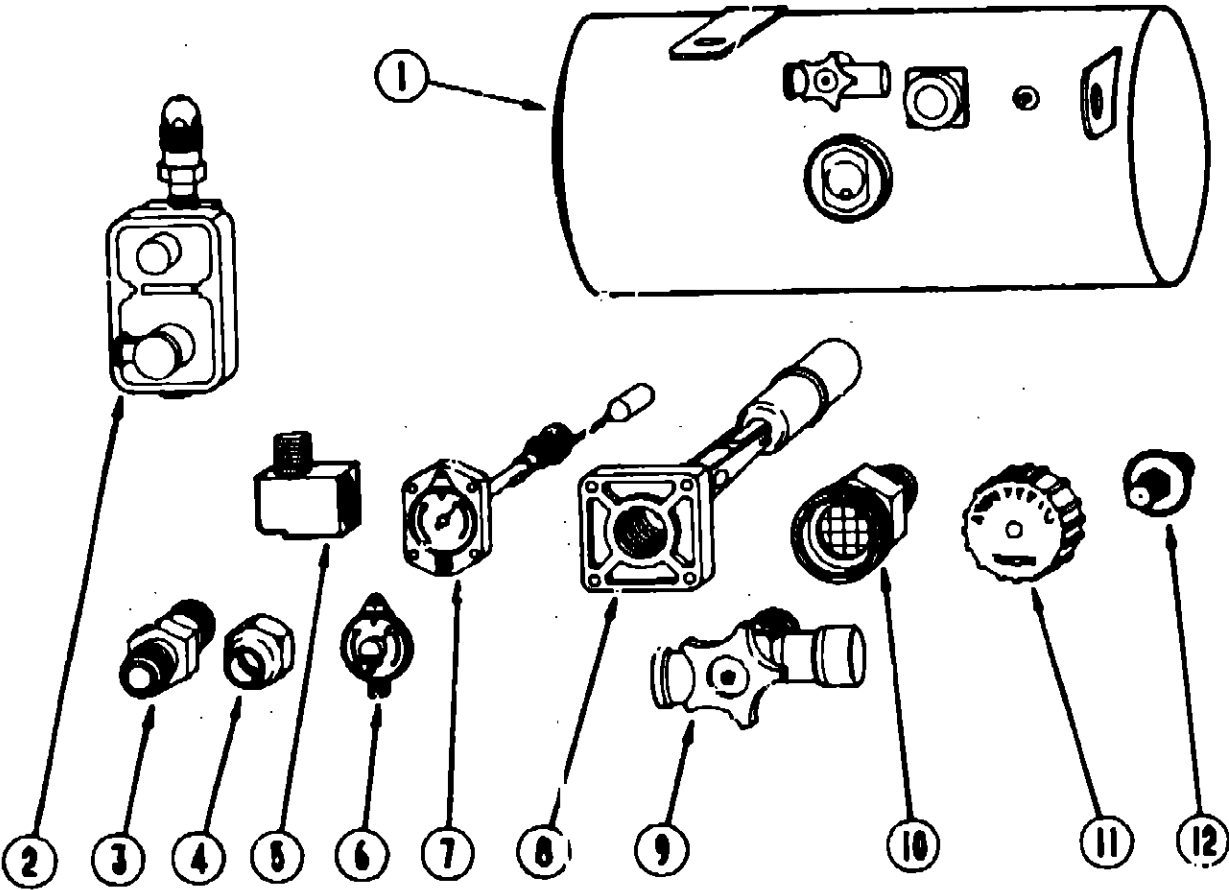


Key	Part Number	U/M	Description
1	050225-01-000	EA	Label - Warning - Stove Vent



Key	Part Number	U/M	Description
1	006187-01-000	EA	Label - Sewage
2	006188-01-000	EA	Label - Waste Water

LP GROUP



LP TANK & COMPONENTS

Key	Part Number	U/M	Description
1	074140-01-000	EA	Tank Asm. - LP - 28 Pound - 10" Diameter x 23"
2	076301-01-000	EA	Regulator - Two Stage - US (Dual)
3	010323-01-000	EA	Adapter - Brass - 3/8" F x 1/2" MPT
4	010380-01-000	EA	Nut - Brass - 1/2" F - Forged
4	010377-02-000	EA	Nut - Brass - 3/8" F - Forged
5	065742-01-000	EA	Tee - .38" F x .38" F x .25" FPT - Brass
6	040440-02-000	EA	Visible Dial - Float Gauge
7	074039-01-700	EA	Float Gauge - Bolt On
8	040421-01-711	EA	Inner Tank Valve - 80% Fill
9	040421-01-703	EA	Valve - Service/Vapor Relief w/Handwheel
	040421-01-708	EA	Handwheel - Service/Vapor Relief Valve
10	080450-01-700	EA	Fill Valve - LP Tank
11	040421-01-702	EA	Fill Cap - Plastic - Fill Valve
12	040421-01-700	EA	Valve - Liquid Level - 20% LP
	045703-01-000	EA	Hose Asm. - LP - 3/8" ID x 24"
	008042-01-000	FT	Tubing - Vinyl - .65" ID
	084884-01-000	EA	Brass Plug - 3/8"
	074458-01-000	EA	Elbow - 3/8" MFL to 3/8" FFL Swivel
	065318-02-000	EA	Elbow - 90° - 3/8" MPT to 3/8" FPT
	075148-02-000	EA	Clamp Ground - Bronze Screws
	000G11-08-12B	EA	Screw - 8 - 18 x 3/4" PPH ZN

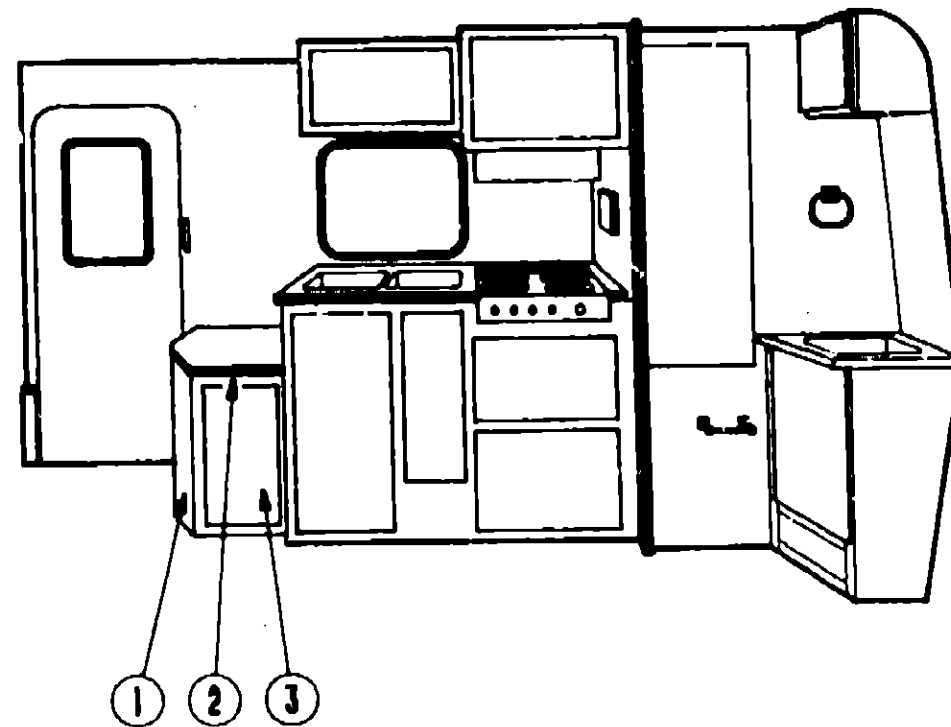
1990 WINNEBAGO
TABLE OF CONTENTS

INTRODUCTION	A-01 - A-02
ABBREVIATIONS	A-03
ALPHABETICAL/GROUP REFERENCE	A-04 - A-06
WT319RB	A-07 - C-16
WT320RC	C-17 - E-18
WC323RC	E-19 - I-02

1990 WT319RB INDEX

Floor Plan	A-07 - A-08
Accessories Group	A-09
Bath Group	A-10 - A-11
Chassis Group	A-12
Curtain, Cushion & Pad Group	A-13 - A-18
Dinetto Group	A-19 - A-20
Driver's Compartment Group	A-21
Electrical Group	A-22 - A-23
Exterior Body Group	A-24 - B-06
Galley Group	B-07 - B-09
Heating & Air Conditioning Group	B-10
Interior Finish Group	B-11 - B-13
Labels Group	B-14 - B-21
LP Group	B-22
Lounge Group	B-23
Sealants & Fasteners Group	B-24 - C-01
Water & Sewage Group	C-02 - C-03
Window, Vent & Exterior Door Group	C-04 - C-16

LOUNGE GROUP



CORNER CABINET

Key	Part Number	U/M	Description
1	095489-01-AA3	EA	Cabinet Asm. w/Countertop - w/o Door or Hardware
1	095489-01-AA4	EA	Cabinet Asm. w/Countertop - w/o Door or Hardware
2	095489-12-AA3	EA	Countertop Asm. - Corner Cabinet
2	095489-12-AA4	EA	Countertop Asm. - Corner Cabinet
3	M98652-09-AA3	EA	Door Asm. - 12" x 21.8" - w/o Hardware
3	M98652-09-A93	EA	Door Asm. - 12" x 21.8" - w/o Hardware
Doors used from 11/27/89 on.			

SWIVEL CHAIR (OPTION 38W)

Key	Part Number	U/M	Description
•	098100-02-AA3	EA	Swivel Chair Asm. - Aria
•	098100-02-AA4	EA	Swivel Chair Asm. - Aria
•	098429-02-A93	EA	Swivel Chair Asm. - Aria
•	098429-02-A94	EA	Swivel Chair Asm. - Aria
•	088245-01-000	EA	Base w/Legs
•	088245-03-000	EA	Swivel Plate - w/o Tilt - w/Lock
•	088245-06-000	EA	Extension - 7"
•	007021-01-000	EA	Seat Belt - 2" x 90" - Black
See the Curtain Cushion & Pad Group for further breakdown of this item.			

SEALANTS & FASTENERS GROUP

SCREWS & FASTENERS

Key	Part Number	U/M	Description
	000C13-07-488	EA	Bolt - Hex - 7/16 - 20 x 3 - Zn 5
	000C26-05-20B	EA	Bolt - Hex - Ser Flg 5/16 - 18 x 1 1/4" - Zinc
	000D24-10-00B	EA	Nut - Hex - Locking - 10-32 - Zn
	000D39-05-00B	EA	Nut - Hex - Ser Flg Lk - 5/16 - 1/2 - Zn
	000D39-06-00B	EA	Nut - Hex - Ser Flg Lk - 3/8 - 16 - Zn
	000D39-08-00B	EA	Nut - Hex - Ser Flg Lk - 1/2 - 13 - Zn
	000D44-07-00B	EA	Nut - Hex - Ser Flg Lk - 7/16 - 20 - Zn
	000E13-11-00B	EA	Washer - Flat - 3/16" Wide - Zn
	000G11-06-10J	EA	Screw - 6 - 20 x 5/8 PPH - Brass
	000G11-07-08B	EA	Screw - 7 - 19 x 1/2 PPH - Zn
	000G11-08-06B	EA	Screw - 8 - 18 x 3/8 PPH - Zn
	000G11-08-12B	EA	Screw - 8 - 18 x 3/4 PPH - Zn
	000G11-08-12D	EA	Screw - 8 - 18 x 3/4 PPH - Black
	000G11-08-12P	EA	Screw - 8 - 18 x .75 - Dark Brown
	000G11-08-12R	EA	Screw - 8 - 18 x .75 PPH - Beige
	000G11-08-12S	EA	Screw - 8 - 18 x .75 PPH - Off White
	000G11-08-16S	EA	Screw - 8 - 18 x 1.00 PPH - Off White
	000G11-10-12D	EA	Screw - 10 - 18 x 3/4 PPH - Black
	000G11-10-24P	EA	Screw - 10 - 16 x 1 1/2 PPH - Dark Brown
	000G12-08-12S	EA	Screw - 8 - 18 x .75 POH - Off White
	000G12-08-16S	EA	Screw - 8 - 18 x 1" POH - Off White
	000G13-06-08B	EA	Screw - 6 - 20 x 1/2 PFH - Zn
	000G13-06-10G	EA	Screw - 6 - 20 x 5/8 PFH - Antique Brass
	000G13-07-12B	EA	Screw - 7 - 19 x 3/4 PFH - Zn
	000G13-08-16B	EA	Screw - 8 - 18 x 1 PFH - Zn
	000G18-08-12B	EA	Screw - Machine - 8 - 32 x 3/4" PPH - Zn
	000G18-08-16B	EA	Screw - Machine - 8 - 32 x 1 PPH - Zn
	000G18-08-22B	EA	Screw - Machine - 8 - 32 x 1 3/8 PPH - Zn
	000G39-08-08B	EA	Screw - SF/DR 8 - 18 x 1/2 PPH - Zn
	000G39-08-08R	EA	Screw - SF/DR 8 - 18 x 1/2 PPH - Beige
	000G39-08-12B	EA	Screw - SF/DR 8 - 18 x 3/4 PPH - Zn
	000G39-08-12R	EA	Screw - SF/DR 8 - 18 x 3/4 PPH - Beige
	000G39-08-16S	EA	Screw - SF/DR 8 - 18 x 1.00 PPH - Off White
	000G39-08-24B	EA	Screw - SF/DR 8 - 18 x 1 1/2 PPH - Zn
	000G39-08-24S	EA	Screw - SF/DR 8 - 18 x 1.50 PPH - Off White
	000G39-10-10S	EA	Screw - SF/DR 10 - 16 x .82" PPH - Off White
	000G39-10-12D	EA	Screw - SF/DR 10 - 16 x 3/4 PPH - Black
	000G39-10-20B	EA	Screw - SF/DR 10 - 16 x 1 1/4 PPH - Zn
	000G42-04-16B	EA	Screw - SF/DR 1/4 - 14 x 1 HWH - Zn
	000G53-04-06B	EA	Screw - Machine - 1/4 - 20 x 3/8 PPH - Zn
	000G54-04-20B	EA	Screw - 1/4 - 20 x 1 1/4 PTH Typ 23 - Zn
	000G67-10-08B	EA	Screw - 10 - 12 x 1/2 PPH - Zn
	000G67-10-08R	EA	Screw - 10 - 12 x 1/2 PPH - Beige - Type A
	000G67-10-10B	EA	Screw - 10 - 12 x 5/8 PPH - Zn - Type A
	000G67-10-10R	EA	Screw - 10 - 12 x 5/8 PPH - Beige - Type A
	000G67-10-12B	EA	Screw - 10 - 12 x 3/4 PPH - Zn
	000G67-10-12P	EA	Screw - 10 - 12 x .75 PPH - Dark Brown
	000G67-10-12D	EA	Screw - 10 - 12 x .75 PPH - Tan
	000G67-10-24B	EA	Screw - 10 - 12 x 1 1/2 PPH - Zn
	000G67-10-32B	EA	Screw - 10 - 12 x 2 PPH - Zn
	000G68-06-10G	EA	Screw - 6 - 18 x 5/8 POH - Antique Brass
	000H16-04-06R	EA	Rivet - Pop - AL 1/8 x .313 - .375
	005081-01-000	EA	Nut - Speed - C Type - No. 8 Screw
	062401-02-000	EA	Clamp - Hose - Wormgear - 1.56" - 2.5"
	062401-06-000	EA	Clamp - Hose - Wormgear - .22" x .62"
	007161-01-000	EA	Clamp - Hose - Spring Type - 1/2"
	008343-01-000	EA	Tie - Wire - 6"
	008386-01-000	EA	Grommet - Snap - 3/8

1990 WINNEBAGO TABLE OF CONTENTS

INTRODUCTION	A-01 - A-02
ABBREVIATIONS	A-03
ALPHABETICAL/GROUP REFERENCE	A-04 - A-06
WT319RB	A-07 - C-16
WT320RC	C-17 - E-18
WC323RC	E-19 - I-02

1990 WT319RB INDEX

Floor Plan	A-07 - A-08
Accessories Group	A-09
Bath Group	A-10 - A-11
Chassis Group	A-12
Curtain, Cushion & Pad Group	A-13 - A-18
Dinette Group	A-19 - A-20
Driver's Compartment Group	A-21
Electrical Group	A-22 - A-23
Exterior Body Group	A-24 - B-06
Galley Group	B-07 - B-09
Heating & Air Conditioning Group	B-10
Interior Finish Group	B-11 - B-13
Labels Group	B-14 - B-21
LP Group	B-22
Lounge Group	B-23
Sealants & Fasteners Group	B-24 - C-01
Water & Sewage Group	C-02 - C-03
Window, Vent & Exterior Door Group	C-04 - C-16

SEALANTS & FASTENERS GROUP (CONTINUED)

SCREWS & FASTENERS (CONTINUED)

Key	Part Number	U/M	Description
	006401-01-000	EA	Strap - Conduit - 3/4" - 1 Hole - Galvanized Steel
	010495-01-000	EA	Clamp - Cable - 9/16"
	010497-01-000	EA	Clamp - Closed - 5/8" ID
	010497-03-000	EA	Clamp - Closed - 1 ID - Cushioned
	010499-01-000	EA	Clamp - Closed - 3/8" ID
	016804-01-000	EA	Brace - Cabinet - Angled Metal - 2.5"
	083809-01-000	EA	Clamp - Wire Dual - Equal 5/8" Dia.
	084884-01-000	EA	Plug - Brass - 3/8"
	087721-01-000	EA	Screw - Flat Head - Tapping - 1/4 x 1 1/4 LG - Zn
	089371-01-000	EA	Screw - Machine - 8 - 32 x 3 5/16 - Zn
	075148-02-000	EA	Clamp - Grounding - Bronze Screws
	075908-01-000	EA	Screw - Machine - 10 - 32 x .56 PTH - Zn
	049485-04-000	EA	Screw - 10 - 16 x 1 PTH w/Washer - Beige
	076790-01-000	EA	Screw - 6 - 20 x 1 1/4 PFH - Black
	063729-04-000	EA	Rivet - 10 - 32 UNF - .010 - .080

SEALANTS & ADHESIVES

Key	Part Number	U/M	Description
	004020-01-000	QT	Adhesive - ABS Cement (Plastic Fittings)
	004005-02-000	GL	Adhesive - Swifts - Glue (Sidewalls)
	053789-07-000	EA	Bedding Compound - Tube - Beige (Exterior)
	053776-06-000	EA	Bedding Compound - Tube - Clear (Window)
	053786-08-000	EA	Bedding Compound - Tube - Gray (Exterior)
	102352-01-000	EA	Bedding Compound - Tube - Black (Luggage Compartment)
	053766-02-000	EA	Bedding Compound - Tube - Off White (Exterior)
	002328-02-000	EA	Block - Rubber Spacer (Windshield)
	077967-01-000	EA	Sealant - Acrylic Latex - Tube - Off White (Interior Sealant)
	034552-04-000	EA	Sealant - Silicone - Beige
	034552-02-000	EA	Sealant - Silicone - Clear
	034552-07-000	EA	Sealant - Silicone - Dark Gray
	034552-06-000	EA	Sealant - Silicone - Off White
	039518-01-000	EA	Sealant Silicone - Black
	089640-01-000	FT	Sealer Ribbon - .25" Bead x 20'
	089640-02-000	FT	Sealer Ribbon - .5" x .125" x 30'
	089640-03-000	FT	Sealer Ribbon - .75" x .125" x 30'
	089640-09-000	FT	Sealer Ribbon - 1/32" x 2.5" x 30'
	089640-06-000	FT	Sealer Ribbon - 5/16" Bead x 15'
	089640-07-000	FT	Sealer Ribbon - 2" x 3/32" x 30'
	089640-10-000	FT	Sealer Ribbon - 1/32" x 1.5" x 100'
	002707-02-000	FT	Sealer Tape - 5/16" x 1/2"
	074497-14-700	EA	Sealer - Stain (Ceiling)
	102353-01-700	EA	Seam Sealer - Tube - Gray (Roof Seams)
	094401-01-000	EA	Seam Sealer - Tube - Clear (Cap to Sidewall)
	102353-01-700	EA	Seam Sealer - Tube - Aluminum (Roof)
	063842-01-000	FT	Tape - Adhesive - .10mm x 1.5" Wide
	038886-01-000	EA	Tape - Butyl - .31" x .31" x 148" (Windshield)
	076322-01-000	FT	Tape - Foam - Double Coated - .025 x .75 x 72' (Fiberglass Sidewall Seams)
	076322-02-000	FT	Tape - Foam - Double Coated - .045 x 1" (Fiberglass Sidewall Seams)
	100028-01-000	FT	Tape - Foam - Double Coated - .031 x .75 x 72' (Non-Structural Fastening)
	009200-01-000	EA	Tape - Furnace - 1.5"
	002825-01-000	FT	Weather Stripping (Roof Vent)
	081377-01-700	EA	Adhesive - Cyanoacrylate - 10GM

WATER & SEWAGE GROUP

DRAINAGE SYSTEM

Key	Part Number	U/M	Description
	062418-01-000	EA	Adapter - Sewer Hose to 3" Pipe
	062422-01-000	EA	Adapter - Offset Reducer - 3" x 1 1/2"
	010122-01-000	EA	Bushing - Plastic - Red - 1 1/2 S x 1 1/4 T
	011081-02-000	EA	Continuous Waste - Double Sink - 11 7/8"
	078408-01-000	EA	Coupler - Rubber - 3" x 3"
	010009-01-000	EA	Elbow - Plastic - 1/4 BD x 1 1/2 x 90°
	010008-01-000	EA	Elbow - Plastic - 1/8 BD x 1 1/2 x 45° H x H
	010008-01-000	EA	Elbow - Plastic - 1/4 BD x 1 1/2 x 90° - Left
	034250-01-000	EA	Elbow - Plastic - 1/4 BD x 1 1/2 x 90° H x H
	063841-01-000	EA	Flange - Closet Red - 4" x 3"
	061607-01-000	EA	Grommet - Holding Tank Coupler - 1 1/2"
	061607-02-000	EA	Grommet - Holding Tank Coupler - 3"
	066435-01-000	EA	Nut - Strainer
	011088-03-000	EA	P-Trap - 1 1/4" - Plastic (US)
	011086-02-000	EA	P-Trap - 1 1/4" - Plastic (CSA)
	010166-01-000	EA	Plug - Plastic - 1 1/4"
	083558-02-000	EA	Roof Vent - Covered - Vent Pipe
	083558-03-000	EA	Roof Vent - Covered - Vent Pipe
	039861-01-000	EA	Sending Unit Asm.
	062415-01-000	EA	Sewer Cap - 3"
	062415-01-700	EA	String - Sewer Cap
	010201-01-000	EA	Sewer Hose - 3" ID x 20'
	M02630-03-U28	EA	Shower Pan Asm.
	068615-01-000	EA	Sink - Double - Stainless Steel w/Mounting Hardware
	098654-01-000	EA	Sink - Double - Stainless Steel w/Mounting Hardware
	096927-01-01A	EA	Sink - Rectangular - Lavatory
	096927-01-700	EA	Sink Stopper
	096927-01-701	EA	Tailpiece
	066436-01-000	EA	Slip Nut - 1.5 - Tailpiece
	066440-01-000	EA	Strainer - Shower Drain
	066437-01-000	EA	Strainer - Sink - Galley
	066437-01-700	EA	Strainer - Sink (Basket Only)
	011069-03-000	EA	Tailpiece - 1 1/2 x 1 1/4 x 4" - Brass
	074300-01-000	EA	Tank - Holding - 13 Gal. w/o Fittings - Waste Water
	084679-01-000	EA	Tank - Holding - 11.5 Gal. w/o Fittings - Sewage
	010079-01-000	EA	Tee - Plastic - 1 1/2 H x 1 1/2 H x 1 1/4 H
	010071-01-000	EA	Tee - Plastic - 1 1/2 H x H x H
	063740-01-000	EA	Toilet - Ivory - Aqua Magic
	062421-01-000	EA	Valve - 1 1/2" w/Handle
	078842-01-000	EA	Valve - 3" x 1.5" w/Handle
	079968-01-000	EA	Vent - Mechanical Trap Arm
	091208-01-000	EA	Washer - Rubber - .06 x .75 x .50
	069735-01-000	EA	Washer - Tailpiece - 1.5 - Plastic
	010073-01-000	EA	Wye - Plastic - 1 1/2 x 45 x H x H

These parts were used from 1/2/90 on.

1990 WINNEBAGO TABLE OF CONTENTS

INTRODUCTION	A-01 - A-02
ABBREVIATIONS	A-03
ALPHABETICAL/GROUP REFERENCE	A-04 - A-06
WT319RB	A-07 - C-16
WT320RC	C-17 - E-18
WC323RC	E-19 - I-02

1990 WT319RB INDEX

Floor Plan	A-07 - A-08
Accessories Group	A-09
Bath Group	A-10 - A-11
Chassis Group	A-12
Curtain, Cushion & Pad Group	A-13 - A-18
Dinette Group	A-19 - A-20
Driver's Compartment Group	A-21
Electrical Group	A-22 - A-23
Exterior Body Group	A-24 - B-06
Galley Group	B-07 - B-09
Heating & Air Conditioning Group	B-10
Interior Finish Group	B-11 - B-13
Labels Group	B-14 - B-21
LP Group	B-22
Lounge Group	B-23
Sealants & Fasteners Group	B-24 - C-01
Water & Sewage Group	C-02 - C-03
Window, Vent & Exterior Door Group	C-04 - C-16

WATER & SEWAGE GROUP (CONTINUED)

WATER LINES & HARDWARE

Key	Part Number	U/M	Description
	044927-01-000	EA	Adapter - Plastic - 1 1/4" MPT x 1 1/4" Bar (Water Tank)
	079317-01-000	EA	Adapter - Swivel - .5 Tube x .5 FPT
	010224-01-000	EA	Adapter - Plastic - 3/8 MPT x 3/8 BARR
	036522-02-000	EA	Cap - Brass - 1/2" Flare
	065120-01-000	EA	Elbow - Plastic - Swivel - 50
	070924-01-000	EA	Elbow - Plastic - Swivel - 1/2 MPT 1/2 FP
	075240-06-000	EA	Faucet - Lavatory - Bone
	011053-04-000	EA	Faucet - Swing Spout - Galley - 8"
	091253-01-000	EA	Gasket - Galley/Lavatory Faucet
	075241-05-000	EA	Faucet - Shower - Bone
	077954-02-000	EA	Filter/Screen (In Water Tank)
	052961-02-000	EA	Header - 1/2 MPT x 1/2 F x 1/2 F x 1/2 F
	052952-01-000	EA	Nut - Plastic - 1/2" F
	049032-01-000	EA	Patch - Spinweld - Plastic - 3/8"
	098607-01-000	EA	Pump - Water - 2.8 GPM - Direct Flow (US)
	098607-01-700	EA	Pumphead - Replacement
	098607-01-701	EA	Drive Asm.
	098607-01-702	EA	Diaphragm Kit
	098607-01-703	EA	Valve Asm.
	098607-01-704	EA	Upper Housing
	098607-01-705	EA	Check List Kit
	098607-01-706	EA	Switch Asm. - Complete
	098607-01-707	EA	Motor Baseplate Replacement
	039861-01-000	EA	Sending Unit Asm.
	011048-02-000	EA	Shower Head - w/30" Hose
	042989-03-000	EA	Spinweld Fitting - Plastic - 1/4" NPT
	042989-05-000	EA	Spinweld Fitting - Plastic - 1/2" FPT
	042989-04-000	EA	Spinweld Fitting - Plastic - 3/8" FPT
	052955-01-000	EA	Tee - Plastic - 1/2" F x 1/2" F x 1/2" MPT
	052956-01-000	EA	Tee - Plastic - 1/2" F x 1/2" MPT x 1/2" F
	052958-01-000	EA	Tee - Plastic - 1/2" F x 1/2" F x 1/2" F
	039800-03-000	FT	Tubing - Polybutyl - 3/8" x 250' (Water Line)
	039800-01-000	FT	Tubing - Polybutyl - 1/2" OD x 20' (Water Line)
	079381-01-000	FT	Tubing - Flex/Smooth - 1.25 ID (Water Tank)
	074462-02-000	FT	Tubing - Vinyl - 3/8" ID
	052960-01-000	EA	Valve - Line Drain - 1/2" F x 1/2" F
	084677-02-000	EA	Water Tank - 14 Gal. w/Fittings
**	051391-02-000	EA	Water Heater - w/o Motor/d - Electronic Ignition - Atwood - G4-SM
** The illustrated parts breakdown for this item is provided on the Common Items Fiche.			

WINDOWS, VENTS & EXTERIOR DOORS

ACCESS DOORS & HARDWARE

Key	Part Number	U/M	Description
	084103-03-000	EA	Door Asm. - Refrigerator Access - Off White
	084104-01-700	EA	Lock - Male Fastener
	084104-01-701	EA	Lock - Female Fastener
	084104-03-000	EA	Jamb - Refrigerator Vent Door - Off White
	063742-01-000	EA	Door - Power Cord - Off White
	042442-01-000	EA	Lock - Twist Type
	052424-01-000	EA	Jamb - Power Cord Door - Off White
	054543-01-000	EA	Hatch - Power Cord Door - Off White
	059371-01-000	EA	Nut - Stud - Self-Locking
	084574-02-X01	EA	Door - Storage Compartment - 22.4" x 9.8" - Off White
	041312-01-000	FT	Seal - "E" Bulb
	009065-01-000	EA	Hinge - Aluminum - 1.5" x 96" - Unpainted
	083223-03-000	EA	Lock - Key Type - w/o Key
	082684-01-700	EA	Key - Lock
	078781-10-000	EA	Compartment - Storage - 25.2" Wide
	081240-03-000	EA	Door - Water Fill - Lockable - 4" x 4 5/8" - Off White
	084574-01-AA3	EA	Door - LP - Compartment - 8.27" x 14.41" - Off White
	009065-01-000	EA	Hinge - Aluminum - 1.5" x 96" - Unpainted
	052950-01-700	EA	Lock Kit - Twist Type - White Plastic w/Cup
	079455-09-B05	EA	Door - Battery - 14.4" x 11.8" - Off White
	009065-01-000	EA	Hinge - Aluminum - 1.5" x 96" - Unpainted
	083223-03-000	EA	Lock - Key Type w/o Keys
	082684-01-700	EA	Key - Lock
	084993-01-000	EA	Strap - Battery
	084688-01-000	EA	Compartment - Battery
	078010-03-000	EA	Door - Fuel Fill - Off White
	078040-02-000	EA	Shroud - Fuel Fill
	083578-01-000	EA	Boot - Fuel Fill
	084235-01-000	EA	Support Flange - Fuel Fill Boot
	056027-01-000	FT	Seal - "D" Shaped
	052009-01-000	EA	Door - Water Heater
	083839-01-W87	EA	Door - Luggage Compartment
	096350-02-000	EA	Compartment - Luggage
	083665-04-000	EA	Tray - Luggage
	041312-01-000	FT	Seal - "E" Bulb
	083223-03-000	EA	Lock - Key Type w/o Key
	082684-01-700	EA	Key - Lock
	083840-02-Y03	EA	Door - Generator
	009065-01-000	EA	Hinge - Aluminum - 1.5 x 96" - Unpainted
	052950-01-000	EA	Lock - Twist Type
	091876-01-000	EA	Retainer - Door
	002748-01-000	EA	Corner Key - Door
	058806-03-000	EA	Plug - Tapped - Plastic - Red

1990 WINNEBAGO TABLE OF CONTENTS

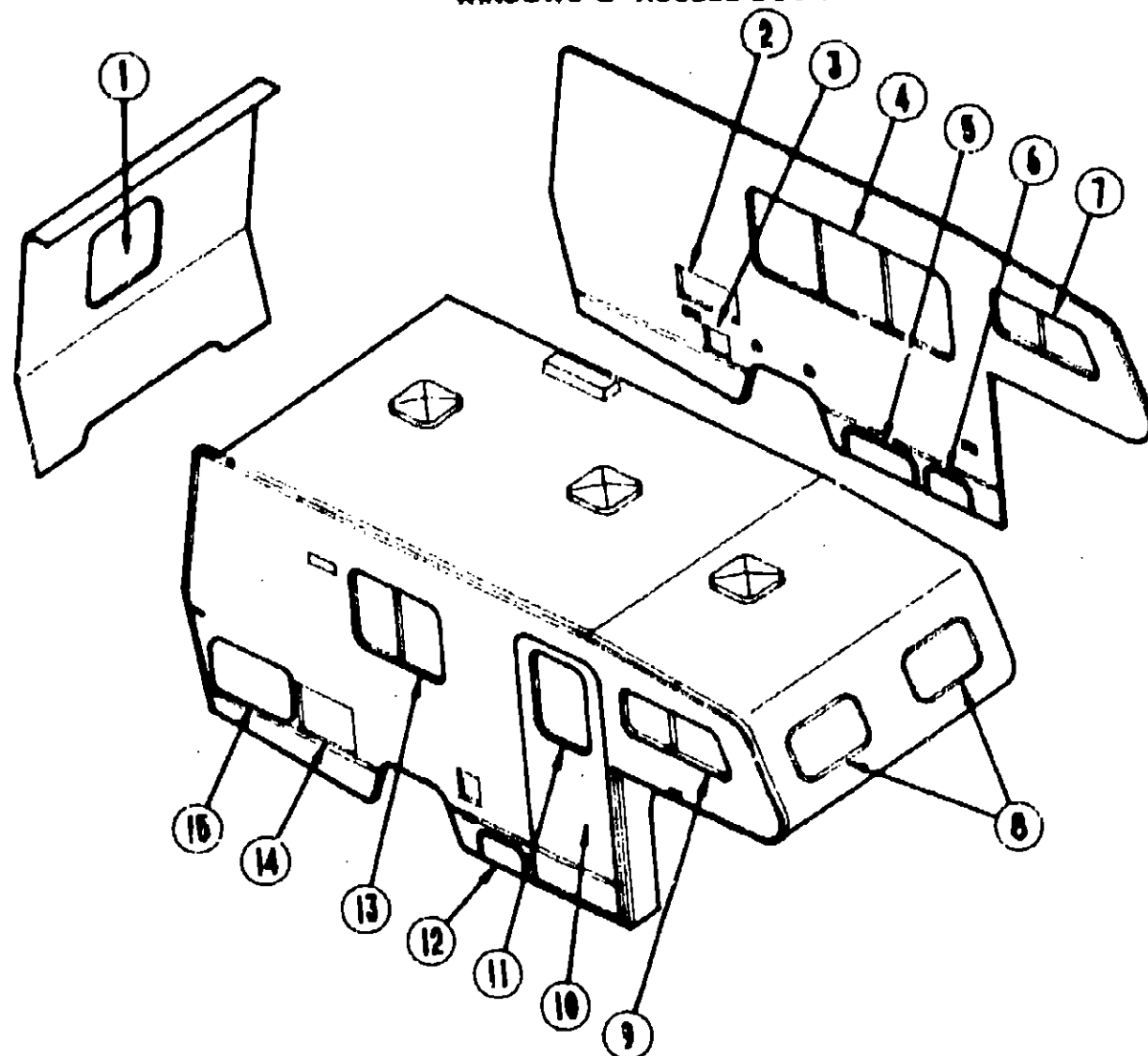
INTRODUCTION	A-01 - A-02
ABBREVIATIONS	A-03
ALPHABETICAL/GROUP REFERENCE	A-04 - A-06
WT319RB	A-07 - C-16
WT320RC	C-17 - E-18
WC323RC	E-19 - I-02

1990 WT319RB INDEX

Floor Plan	A-07 - A-08
Accessories Group	A-09
Bath Group	A-10 - A-11
Chassis Group	A-12
Curtain, Cushion & Pad Group	A-13 - A-18
Dinette Group	A-19 - A-20
Driver's Compartment Group	A-21
Electrical Group	A-22 - A-23
Exterior Body Group	A-24 - B-06
Galley Group	B-07 - B-09
Heating & Air Conditioning Group	B-10
Interior Finish Group	B-11 - B-13
Labels Group	B-14 - B-21
LP Group	B-22
Lounge Group	B-23
Sealants & Fasteners Group	B-24 - C-01
Water & Sewage Group	C-02 - C-03
Window, Vent & Exterior Door Group	C-04 - C-16

WINDOW, VENT & EXTERIOR DOOR GROUP (CONTINUED)

WINDOWS & ACCESS DOORS



Key	Part Number	U/M	Description
1	079729-02-T03	EA	Window Asm. - Escape
2	084103-03-000	EA	Door Asm. - Refrigerator Access
3	083742-01-000	EA	Door - Power Cord - Off White
4	078269-03-X11	EA	Window Asm. - Double Slider
*4	098845-01-709	EA	Window Asm. - Double Slider
5	084574-02-X01	EA	Door Asm. - Storage
6	084574-01-U28	EA	Door Asm. - LP
7	C98889-02-AA3	EA	Window Asm. - Slant Slider - Driver
*7	098846-02-700	EA	Window Asm. - Slant Slider - Driver
8	078533-03-W17	EA	Window Asm. - Picture - 14" x 24"
9	098889-01-AA3	EA	Window Asm. - Slant Slider - Passenger
*9	098848-01-708	EA	Window Asm. - Slant Slider - Passenger
10	M01870-26-AA3	EA	Door Asm. - Entrance - w/Screen Door & Window
*10	M01870-35-A93	EA	Door Asm. - Entrance - w/Screen Door & Window
11	079733-07-AA8	EA	Window Asm. - Picture - 17" x 25"
12	070455-09-B05	EA	Door Asm. - Battery
13	098847-08-705	EA	Window Asm. - Single Slider
14	052009-01-000	EA	Door Asm. - Water Heater
15	083840-02-Y03	EA	Door Asm. - Generator
15	083839-01-W37	EA	Door Asm. - Luggage

* These parts were used from 10/2/89 on.

WINDOW, VENT & EXTERIOR DOOR GROUP (CONTINUED)

POWERED ROOF VENT

Key	Part Number	U/M	Description
	090384-01-Y12	EA	Vent Asm. - Roof - Powered - w/o Screen
	009440-01-000	EA	Lift Mechanism
	009439-03-000	EA	Extension
	009439-04-000	EA	Screw
	009439-02-000	EA	Knob - Roof Vent - Black
	U48649-01-000	EA	Fast - Plastic - 8"
	008195-01-000	EA	Switch - Push Button - 12 Volt
	015911-01-000	EA	Track - Slide - Roof Vent
	002825-01-000	EA	Weatherstrip Seal
	048648-01-000	EA	Motor - 12 Volt
	051384-01-000	EA	Cover Asm. - Roof Vent
	052639-01-200	EA	Hinge - 7" - Roof Vent
	078785-01-Y12	EA	Screen Asm. - Roof Vent - Powered
	002291-02-000	SF	Screen - Window - 16" - Charcoal
	002298-02-000	FT	Spline - Charcoal

NON-POWERED VENT

Key	Part Number	U/M	Description
	090385-01-Y12	EA	Vent Asm. - Roof - Non-Powered - w/o Screen
	009440-01-000	EA	Lift Mechanism Asm.
	009439-03-000	EA	Extension
	009439-04-000	EA	Screw
	009439-02-000	EA	Knob - Roof Vent - Black
	015911-01-000	EA	Track - Slide - Roof Vent
	002825-01-000	EA	Weatherstrip Seal
	055218-01-000	EA	Cover Asm. - Roof Vent
	052639-01-200	EA	Hinge - 7" - Roof Vent
	078786-01-Y12	EA	Screen Asm. - Charcoal
	002291-02-000	SF	Screen - Window - 16" - Charcoal
	002298-02-000	FT	Spline - Charcoal

VENTS & DOMES

Key	Part Number	U/M	Description
	065103-01-000	EA	Base - Roof Vent - Refrigerator
	065103-02-000	EA	Cap - Roof Vent - Refrigerator
	084878-09-000	EA	Hood Vent - Range - Short
	084616-01-000	EA	Shroud - Range Hood Vent - Off White

1990 WINNEBAGO TABLE OF CONTENTS

INTRODUCTION	A-01 - A-02
ABBREVIATIONS	A-03
ALPHABETICAL/GROUP REFERENCE	A-04 - A-08
WT319RB	A-07 - C-18
WT320RC	C-17 - E-18
WC323RC	E-19 - I-02

1990 WT319RB INDEX

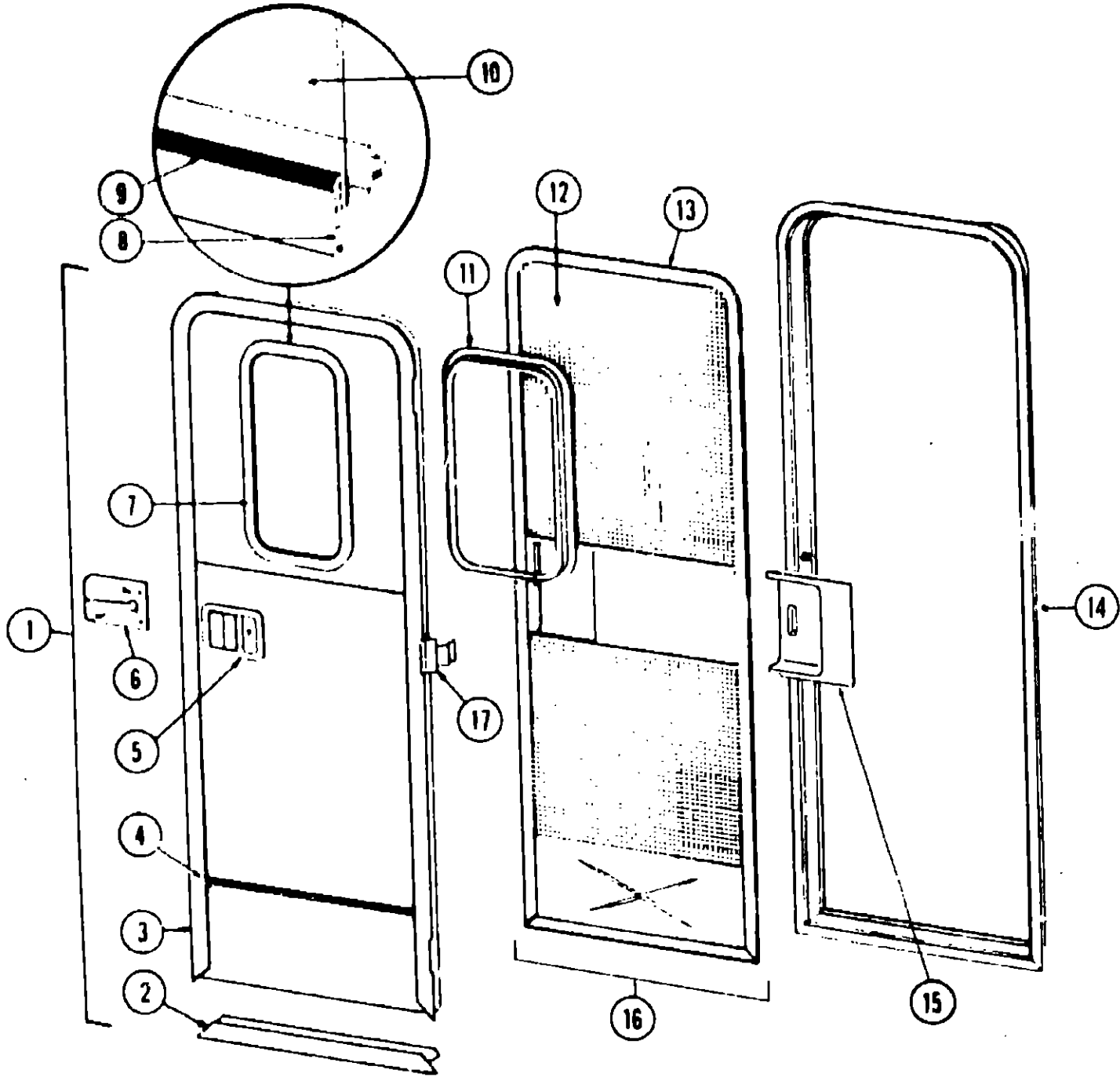
Floor Plan	A-07 - A-08
Accessories Group	A-09
Bath Group	A-10 - A-11
Chassis Group	A-12
Curtain, Cushion & Pad Group	A-13 - A-18
Dinette Group	A-19 - A-20
Driver's Compartment Group	A-21
Electrical Group	A-22 - A-23
Exterior Body Group	A-24 - B-06
Galley Group	B-07 - B-09
Heating & Air Conditioning Group	B-10
Interior Finish Group	B-11 - B-13
Labels Group	B-14 - B-21
LP Group	B-22
Lounge Group	B-23
Sealants & Fasteners Group	B-24 - C-01
Water & Sewage Group	C-02 - C-03
Window, Vent & Exterior Door Group	C-04 - C-16

WINDOW, VENT & EXTERIOR DOOR GROUP (CONTINUED)

WINDOW, VENT & EXTERIOR DOOR GROUP (CONTINUED)

ENTRANCE DOOR

1990 WINNEBAGO
TABLE OF CONTENTS



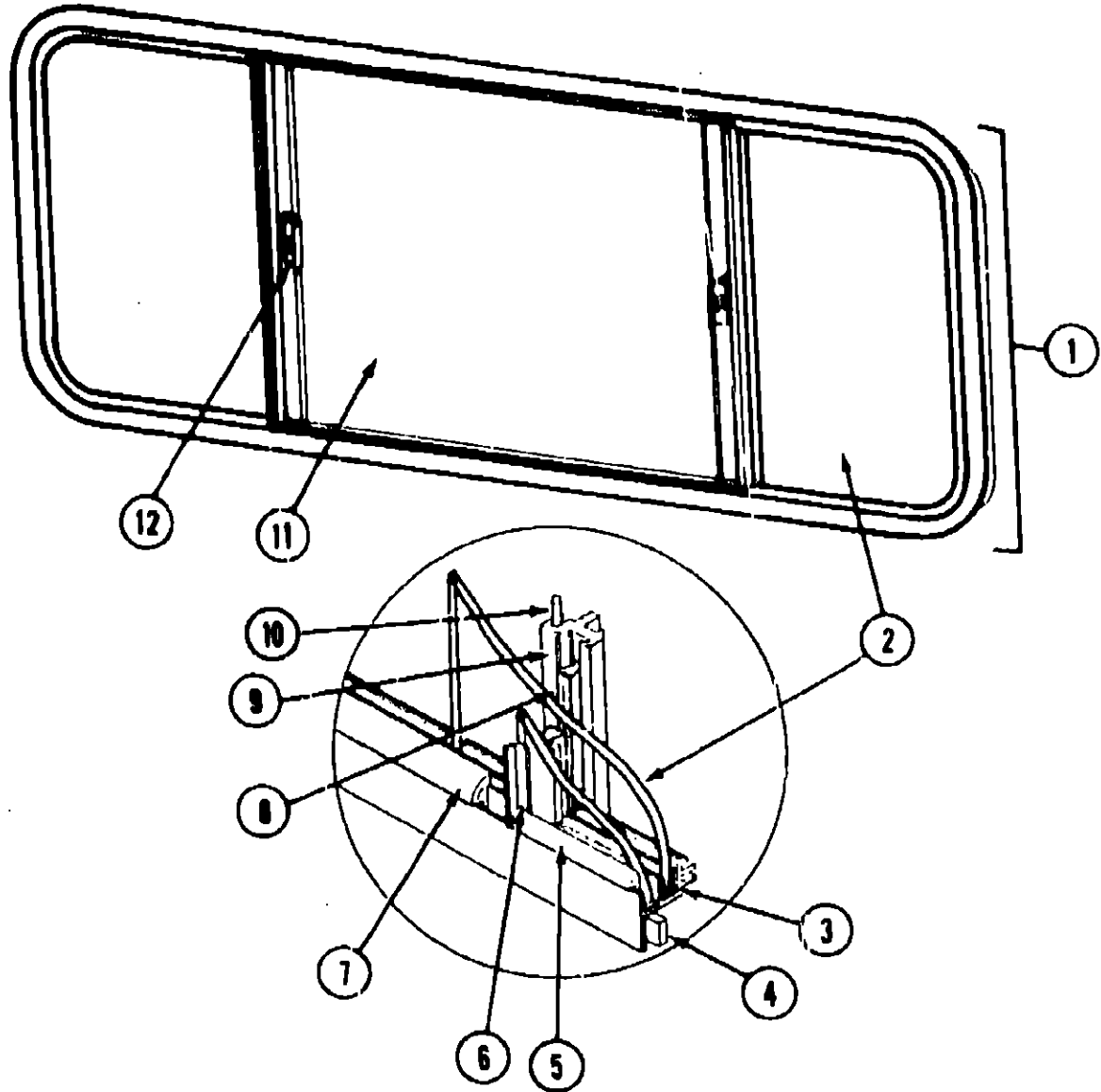
Key	Part Number	U/M	Description
1	M01870-20-AA3	EA	Door Asm. - Radius Entry - w/Window & Screen Door
1	M01870-35-A93	EA	Door Asm. - Radius Entry - w/Window & Screen Door
2	077998-04-000	FA	Frame - Entry Door (Bottom Portion Only)
3	078883-01-000	EA	Frame - Entry Door (Except Bottom Portion)
4	059578-05-000	EA	Feature Strip w/o Insert - 14" - Off White
	001030-02-100	EA	Insert - Feature Strip - 17" - Off White
	009731-01-000	EA	End Cap - Feature Strip
5	045017-10-000	EA	Latch - Entrance Door - Black
	039539-01-000	EA	Striker Bolt - Entrance Door
	039540-01-000	EA	Latch Asm. - Interior - Entrance Door
6	039979-03-000	EA	Cover Asm. - Interior Latch - Black
7	079733-07-AA8	EA	Window Asm. - Picture - Black (w/o inside frame)
8	069840-06-000	FT	Ribbon Sealer - 5/16" Bead x 15'
9	050216-02-000	FT	Spline - Glass - .19" - Black
10	002181-07-000	EA	Glass - Picture Window - Frosted
11	067809-27-000	EA	Inside Frame - Black (not included in assembly)
12	002293-02-000	SF	Screen - Window - 26" - Charcoal
13	058795-01-000	FT	Seal Tape - 1/8" x 3/8" - Press On
14	095277-02-01A	EA	Jamb Asm. - Entrance Door - Off White
15	079086-02-000	EA	Slider - Screen Door - Plastic
	079087-02-000	EA	Strike - Slider - Screen Door - Off White
16	079012-01-U01	EA	Door Asm. - Screen
	009018-01-000	EA	Catch Asm. - Single Roller (Screen Door)
	058025-02-000	EA	Clip - Roller Latch Catch
	002294-01-000	FT	Spline - Black - .135" x .138" (Screen Door)
	050712-05-000	EA	Handle - Screen Door - Unpainted
	078777-01-000	EA	Channel - Slider - 17.4"
17	079361-05-000	EA	Hinge - Entrance Door - Unpainted (3 used per door)
17	097724-01-02A	EA	Hinge - Entrance Door (3 used per door)
	075671-01-000	FT	Seal - Sponge - Lazy "T" Shaped
	098173-01-03A	EA	Stiffener - Entrance Door - Off White
	100128-01-000	FT	Seal - Screen Door - Adhesive Back - Gray

• Parts used from 10/2/89 on.

INTRODUCTION	A-01 - A-02
ABBREVIATIONS	A-03
ALPHABETICAL/GROUP REFERENCE	A-04 - A-06
WT319RB	A-07 - C-16
WT320RC	C-17 - E-18
WC323RC	E-19 - I-02

1990 WT319RB INDEX

Floor Plan	A-07 - A-08
Accessories Group	A-09
Bath Group	A-10 - A-11
Chassis Group	A-12
Curtain, Cushion & Pad Group	A-13 - A-18
Dinette Group	A-19 - A-20
Driver's Compartment Group	A-21
Electrical Group	A-22 - A-23
Exterior Body Group	A-24 - B-06
Galley Group	B-07 - B-09
Heating & Air Conditioning Group	B-10
Interior Finish Group	B-11 - B-13
Labels Group	B-14 - B-21
LP Group	B-22
Lounge Group	B-23
Sealants & Fasteners Group	B-24 - C-01
Water & Sewage Group	C-02 - C-03
Window, Vent & Exterior Door Group	C-04 - C-16



DINETTE DOUBLE SLIDER WINDOW

Key	Part Number	U/M	Description
1	078289-03-X11	EA	Window Asm. - Double Slider - 25" x 65" - Black (w/o inside frame)
	083122-25-000	EA	Inside Frame - Beige (not included in assembly)
2	081980-09-000	EA	Glass - Sliding - 1/8" x 24" x 20.3"
3	002324-02-000	FT	Channel - Weatherstrip - Glass Run - 1/8" Glass
4	089840-06-000	FT	Ribbon Sealer - 5/16" x 15'
5	002309-02-000	FT	Spline - Glass - 1/8" - Black
6	M69886-03-003	EA	Seal Holder w/Fin Seal - 23.19" - Black
7	057374-02-000	FT	Extr. Vinyl - Window Seal - Black
8	073740-01-000	FT	Seal - Fin - Pile - .480"
9	064170-04-000	EA	Mullion - Slider Window - Black
10	002298-02-000	FT	Spline - .130" Dia. - Charcoal (Screen)
11	002188-05-000	EA	Glass - Stationary - 1/8" x 24" x 25.5"
12	047369-01-700	EA	Latch Kit - Window - Plastic w/Fastener
	079204-01-000	EA	Bracket - Mullion - Black
	002293-02-000	SF	Screen - Window - 26" - Charcoal

DINETTE DOUBLE SLIDER WINDOW

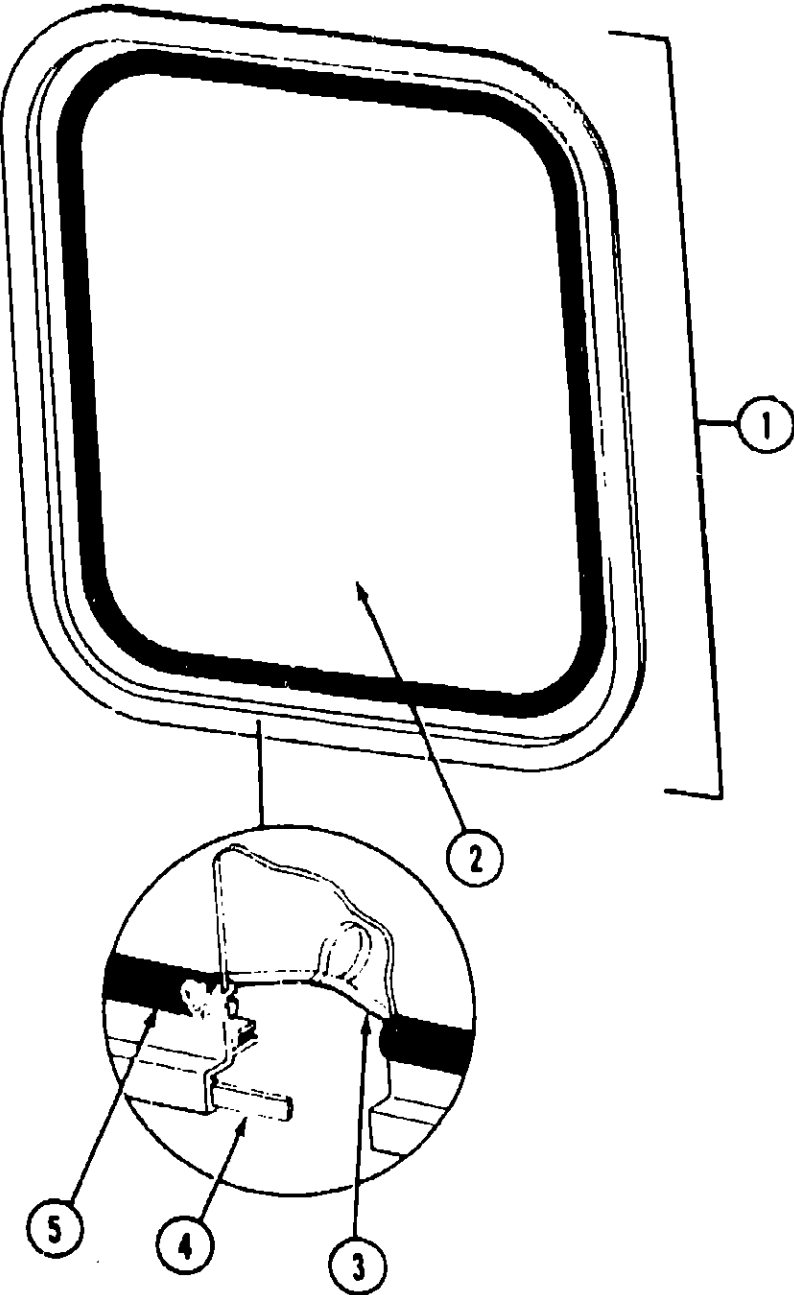
Key	Part Number	U/M	Description
	098645-01-709	EA	Window - Double Slider - 24" x 60" (w/o inside frame)
	098645-01-708	EA	Inside Frame (not included in assembly)
	098644-01-701	EA	Splice Plate - Window
	098644-01-703	EA	Screw - Locking Rail - #8 x 1.5 Pro Head Recess
	098645-01-700	EA	Glass - Stationary - 22.77" x 22.19"
	098644-01-705	FT	Glazing Strip
	098644-01-702	EA	Screw - Splice - #8 - 32 x 1/4 Pan Head
	098645-01-701	EA	Glass - Stationary - 22.7" x 14.19"
	098645-01-702	EA	Rail - Locking w/Weatherstrip
	098645-01-703	EA	Rail - Sealing w/Run Channel
	098644-01-708	FT	Weatherstrip
	098645-01-704	EA	Channel - Run - Sealing Rail
	098644-01-708	FT	Channel - Pierced Run
	098644-01-700	EA	Latch Repair Kit
	098645-01-705	EA	Sash w/Latch & Sliding Glass
	098645-01-706	EA	Track - Spacer
	098644-01-711	FT	Weatherstrip - Screen - Black
	098645-01-707	EA	Screen w/Weatherstrip & Frame Spring (Clip)
	098644-01-713	EA	Spring - Screen Frame (Clip) - Plastic - Black
	098644-01-716	EA	Plug - Filler

1990 WINNEBAGO
TABLE OF CONTENTS

INTRODUCTION	A-01 - A-02
ABBREVIATIONS	A-03
ALPHABETICAL/GROUP REFERENCE	A-04 - A-06
WT319RB	A-07 - C-16
WT320RC	C-17 - E-18
WC323RC	E-19 - I-02

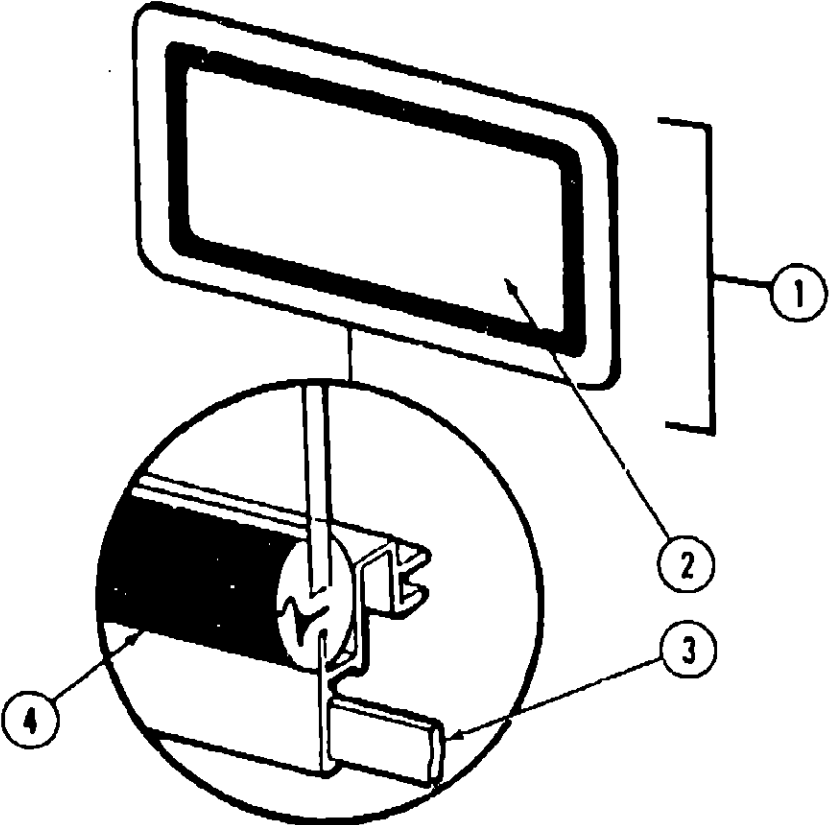
1990 WT319RB INDEX

Floor Plan	A-07 - A-08
Accessories Group	A-09
Bath Group	A-10 - A-11
Chassis Group	A-12
Curtain, Cushion & Pad Group	A-13 - A-16
Dinette Group	A-19 - A-20
Driver's Compartment Group	A-21
Electrical Group	A-22 - A-23
Exterior Body Group	A-24 - B-06
Galley Group	B-07 - B-09
Heating & Air Conditioning Group	B-10
Interior Finish Group	B-11 - B-13
Labels Group	B-14 - B-21
LP Group	B-22
Lounge Group	B-23
Sealants & Fasteners Group	B-24 - C-01
Water & Sewage Group	C-02 - C-03
Window, Vent & Exterior Door Group	C-04 - C-16



REAR ESCAPE WINDOW

Key	Part Number	U/M	Description
1	079729-02-T03	EA	Window Asm. - Rear Escape - 22.5" x 24.5" - Black (w/o inside frame)
	020749-07-000	EA	Inside Frame (not included in assembly)
2	041349-03-000	EA	Glass - 1/8" x 21.6" x 19.6"
3	002285-01-000	FT	Filler - Weatherstrip - Black
4	069640-07-000	FT	Ribbon Sealer - 5/16" Bead x 15'
5	002282-01-000	FT	Weatherstrip - .125" Window
	006199-01-000	EA	Label - Exit - Escape Window



FRONT PICTURE WINDOW

Key	Part Number	U/M	Description
1	078533-03-W17	EA	Window Asm. - Front Picture - 14" x 24" - Black (w/o inside frame)
	041938-05-000	EA	Inside Frame - Beige (not included in assembly)
	041938-11-000	EA	Inside Frame - Black (not included in assembly)
2	002200-04-000	EA	Glass - Tempered - Picture Window - 15.3" x 23.4"
3	069640-06-000	FT	Ribbon Sealer - 5/16" Bead x 15'
4	002281-01-000	EA	Weatherstrip - Self Seal - .06" Panel x 3/16" - Black
* These parts were used from 10/2/89 on.			

1990 WINNEBAGO
TABLE OF CONTENTS

INTRODUCTION	A-01 - A-02
ABBREVIATIONS	A-03
ALPHABETICAL/GROUP REFERENCE	A-04 - A-03
WT319RB	A-07 - C-16
WT320RC	C-17 - E-18
WC323RC	E-19 - I-02

1990 WT319RB INDEX

Floor Plan	A-07 - A-08
Accessories Group	A-09
Bath Group	A-10 - A-11
Chassis Group	A-12
Curtain, Cushion & Pad Group	A-13 - A-18
Dinette Group	A-19 - A-20
Driver's Compartment Group	A-21
Electrical Group	A-22 - A-23
Exterior Body Group	A-24 - B-06
Galley Group	B-07 - B-09
Heating & Air Conditioning Group	B-10
Interior Finish Group	B-11 - B-13
Labels Group	B-14 - B-21
LP Group	B-22
Lounge Group	B-23
Sealants & Fasteners Group	B-24 - C-01
Water & Sewage Group	C-02 - C-03
Window, Vent & Exterior Door Group	C-04 - C-16

WINDOW, VENT & EXTERIOR DOOR GROUP (CONTINUED)

WINDOW, VENT & EXTERIOR DOOR GROUP (CONTINUED)

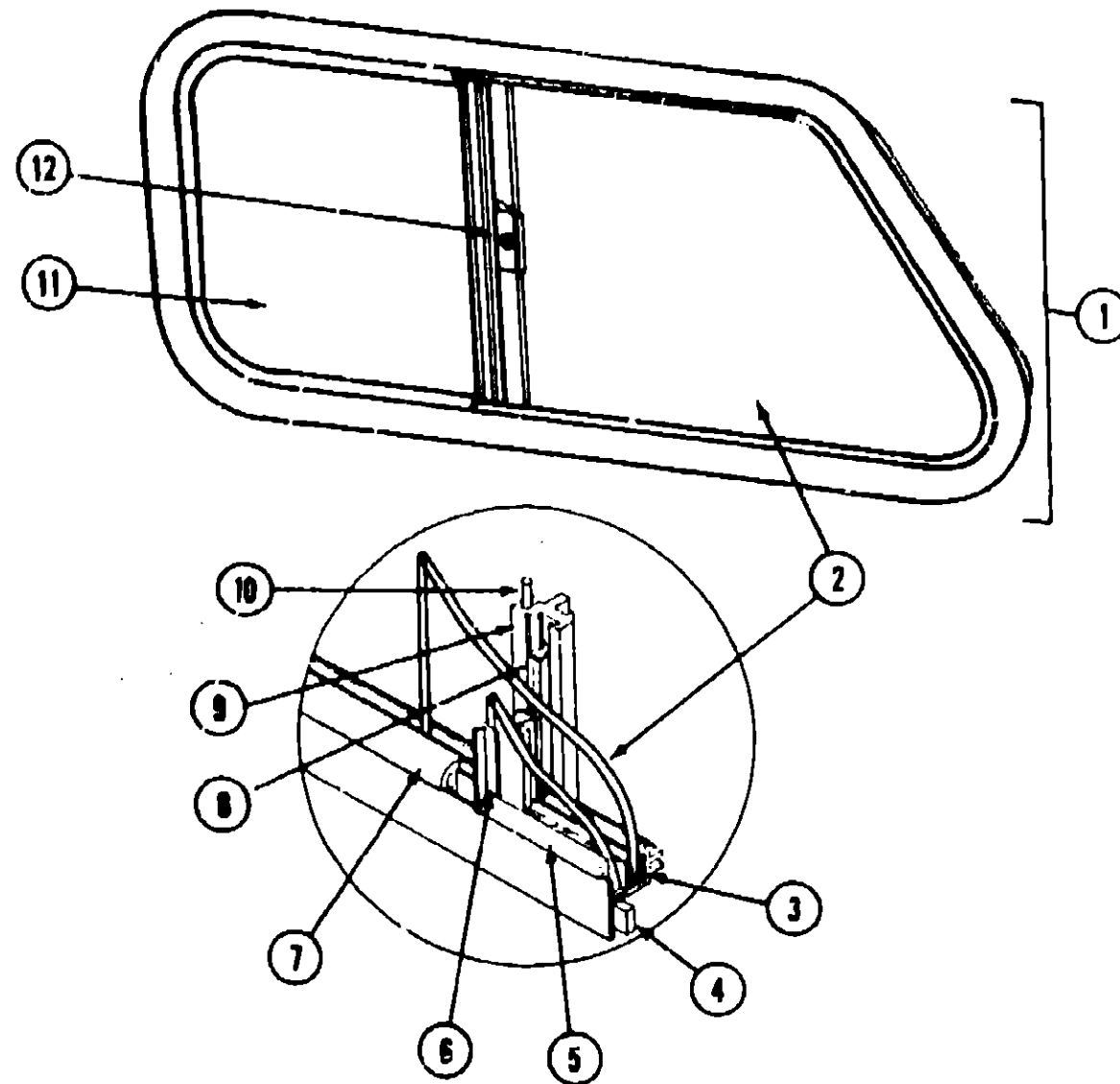
BUNK SLANT SLIDER WINDOW

1990 WINNEBAGO TABLE OF CONTENTS

Key	Part Number	U/M	Description
	098846-02-700	EA	Window - Slant Slider (w/o inside frame)
	098846-01-708	EA	Window - Slant Slider (w/o inside frame)
	098846-01-705	EA	Inside Frame - Window (not included in assembly)
	098846-01-702	EA	Glass - Sliding w/Sash & Lock
	098844-01-700	EA	Latch Repair Kit
	098844-01-718	EA	Filler Plug
	098844-01-705	FT	Glazing Strip
	098844-01-708	FT	Channel - Pierced Run
	098846-01-700	EA	Glass - Stationary - 22.16" x 10.77"
	098846-01-703	EA	Spacer Track
	098846-01-704	EA	Screen - Window w/Spring & Weatherstrip
	098844-01-701	EA	Splice Plate - Window
	098844-01-702	EA	Screw - Splice - #6 - 32 x 1/4 Pan Head
	098844-01-703	EA	Screw - Locking Rail - #6 x 1.5" - Black
	098844-01-708	FT	Weatherstripping
	098846-01-701	EA	Rail - Locking w/Weatherstrip
	098844-01-711	FT	Weatherstrip - Screen - Black
	098844-01-713	EA	Spring - Screen Frame - Black Plastic

These windows were used after 10/2/89.

INTRODUCTION	A-01 - A-02
ABBREVIATIONS	A-03
ALPHABETICAL/GROUP REFERENCE	A-04 - A-08
WT319RB	A-07 - C-18
WT320RC	C-17 - E-18
WC323RC	E-19 - I-02



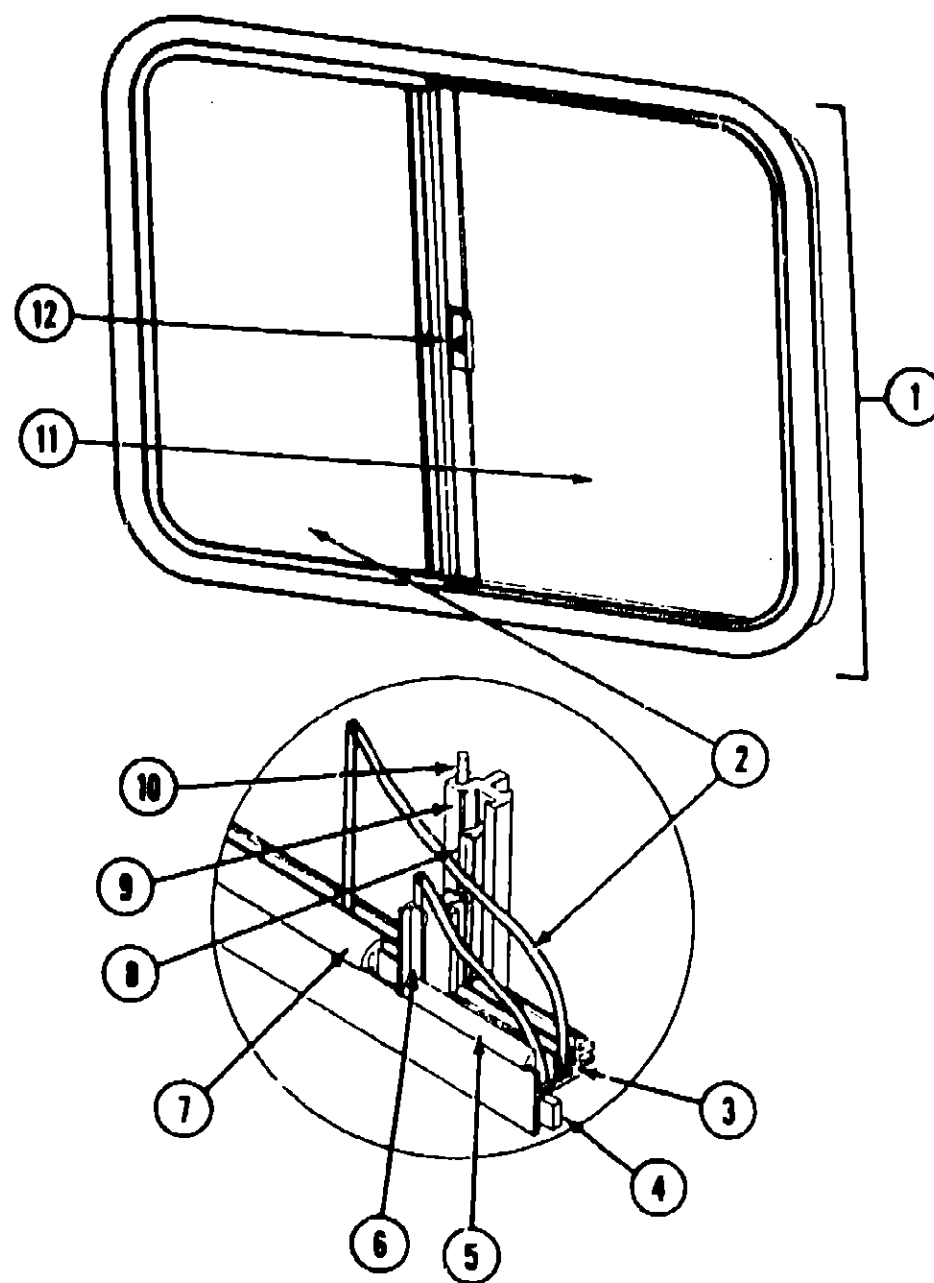
BUNK SLANT SLIDER WINDOW

Key	Part Number	U/M	Description
1	098889-01-AA3	EA	Window Asm. - Bunk Slider - Passenger (w/o inside frame)
	098891-01-01A	EA	Inside Frame - Beige (not included in assembly)
1	098889-02-AA3	EA	Window Asm. - Bunk Slider - Driver (w/o inside frame)
	098891-02-01A	EA	Inside Frame - Beige (not included in assembly)
2	081980-13-000	EA	Glass - Sliding - 3.2" x 11.98" x 15.75"
3	002324-02-000	FT	Channel - Weatherstrip
	002328-01-000	EA	Block - Window - 1/8" x 3/16" x 1"
4	068840-06-000	FT	Sealer Ribbon - 5/16" x 25'
5	002308-02-000	FT	Spline - 1/8" - Glass - Black
6	068826-03-001	EA	Extr. - Glass Holder - 192" - Black
7	024098-02-000	FT	Seal - Extension Glass to Frame - Black
8	073740-01-000	FT	Seal - Fin - .46" Pile Height - Gray
	000G39-06-16T	EA	Screw - SF/DR - 6 - 20 x 1 PPH - Black
9	083828-02-001	EA	Extr. - Mullion - 192" - Black
10	002298-02-000	FT	Spline - Charcoal - .128" Dia. (Screen)
	002291-02-000	SF	Screening - Window - 16" - Black
	023320-01-000	EA	Pad - Felt - 3/8" Dia. - Brown
11	061983-02-000	EA	Glass - 1/8" x 11.98" x 27.68"
12	047389-01-700	EA	Latch Kit - Window - Plastic
	081377-01-700	EA	Adhesive - Cyanoacrylate - 10 Gram Tube

1990 WT319RB INDEX

Floor Plan	A-07 - A-08
Accessories Group	A-09
Bath Group	A-10 - A-11
Chassis Group	A-12
Curtain, Cushion & Pad Group	A-13 - A-18
Dinette Group	A-19 - A-20
Driver's Compartment Group	A-21
Electrical Group	A-22 - A-23
Exterior Body Group	A-24 - B-06
Galley Group	B-07 - B-09
Heating & Air Conditioning Group	B-10
Interior Finish Group	B-11 - B-13
Labels Group	B-14 - B-21
LP Group	B-22
Lounge Group	B-23
Sealants & Fasteners Group	B-24 - C-01
Water & Sewage Group	C-02 - C-03
Window, Vent & Exterior Door Group	C-04 - C-16

WINDOW, VENT & EXTERIOR DOOR GROUP (CONTINUED)



GALLEY SINGLE SLIDER WINDOW

Key	Part Number	U/M	Description
1	078263-02-T03	EA	Window Asm. - Single Slider - 19.3" x 24.6" (w/o inside frame)
	063122-03-000	EA	Inside Frame - Beige (not included in assembly)
2	061980-05-000	EA	Glass - Slider - 1/8" x 19" x 13.68"
3	002324-02-000	FT	Channel - Weatherstrip - Glass Run - 1/8" Glass
4	069640-06-000	FT	Ribbon Seal - 5/16" Bead x 15'
5	002308-02-000	FT	Spline - Glass - 1/8" Material - Black
6	M69686-03-011	EA	Seal Holder w/Fin Seal - Black
7	047273-01-000	FT	Extr. Rubber - Window Seal - Black
8	073740-01-000	FT	Seal - Fin - Pile - .460"
9	063926-02-001	EA	Mullion - Slider Window - Black
10	002296-02-000	FT	Spline - .130" Dia. - Charcoal (Screen)
11	061964-03-000	EA	Glass - Stationary - 1/8" x 19" x 12.3"
12	047366-01-700	EA	Latch Kit - Window - Plastic w/Fastener
	002292-12-000	SF	Screen - Window - 20" - Charcoal

WINDOW, VENT & EXTERIOR DOOR GROUP (CONTINUED)

GALLEY SINGLE SLIDER WINDOW

Key	Part Number	U/M	Description
	098647-06-705	EA	Window - Single Slider (w/o inside frame)
	098647-06-704	EA	Inside Frame (not included in assembly)
	098644-01-701	EA	Splice Plate - Window
	098644-01-702	EA	Screw - Splice
	098644-01-703	EA	Screw - Locking Rail
	098647-06-700	EA	Glass - Stationary - 10 1/2" x 13.77"
	098644-01-705	FT	Glazing Strip
	098644-01-706	FT	Weatherstrip
	098647-06-701	EA	Rail - Locking w/Weatherstrip
	098644-01-708	FT	Channel - Pierced Run
	098644-01-700	EA	Latch - Repair Kit
	098647-06-702	EA	Glass - Sliding w/Sash & Latch
	098644-01-710	FT	Track - Screen Spacer (12' Length)
	098644-01-711	FT	Weatherstrip - Screen - Black
	098647-06-703	EA	Screen w/Weatherstrip & Frame Spring (Clip)
	098644-01-713	EA	Spring - Screen Frame (Clip) - Plastic - Black

1990 WINNEBAGO
TABLE OF CONTENTS

INTRODUCTION	A-01 - A-02
ABBREVIATIONS	A-03
ALPHABETICAL/GROUP REFERENCE	A-04 - A-06
WT319RB	A-07 - C-16
WT320RC	C-17 - E-18
WC323RC	E-19 - I-02

1990 WT319RB INDEX

Floor Plan	A-07 - A-08
Accessories Group	A-09
Bath Group	A-10 - A-11
Chassis Group	A-12
Curtain, Cushion & Pad Group	A-13 - A-18
Dinette Group	A-19 - A-20
Driver's Compartment Group	A-21
Electrical Group	A-22 - A-23
Exterior Body Group	A-24 - B-06
Galley Group	B-07 - B-09
Heating & Air Conditioning Group	B-10
Interior Finish Group	B-11 - B-13
Labels Group	B-14 - B-21
LP Group	B-22
Lounge Group	B-23
Sealants & Fasteners Group	B-24 - C-01
Water & Sewage Group	C-02 - C-03
Window, Vent & Exterior Door Group	C-04 - C-16