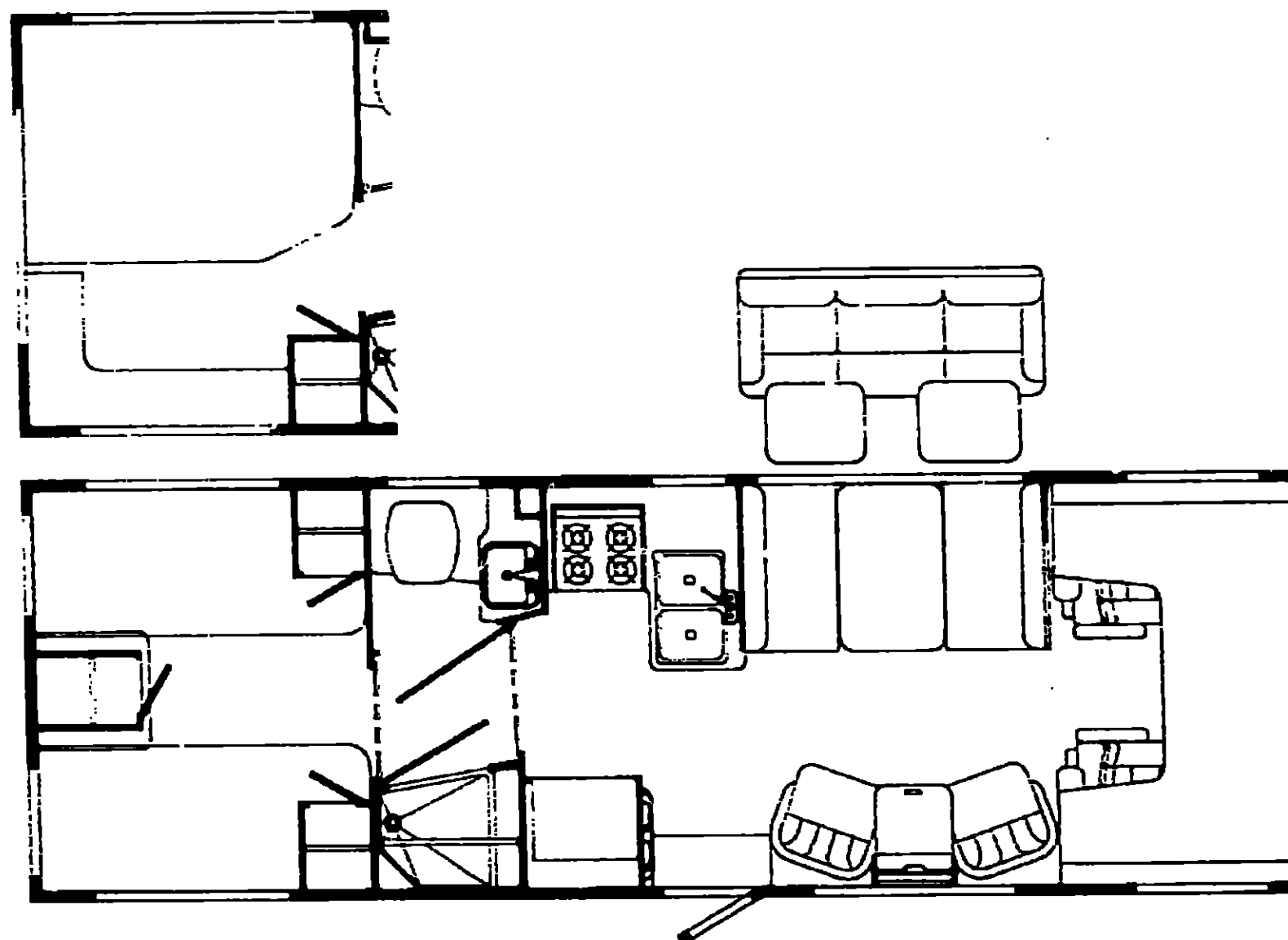




## 1990 WINNEBAGO TABLE OF CONTENTS

|                              |             |
|------------------------------|-------------|
| INTRODUCTION                 | A-01 - A-02 |
| ABBREVIATIONS                | A-03        |
| ALPHABETICAL/GROUP REFERENCE | A-04 - A-06 |
| WF424RC                      | A-07 - D-14 |
| WF426RT                      | D-15 - G-18 |
| WF427RT                      | G-19 - K-01 |

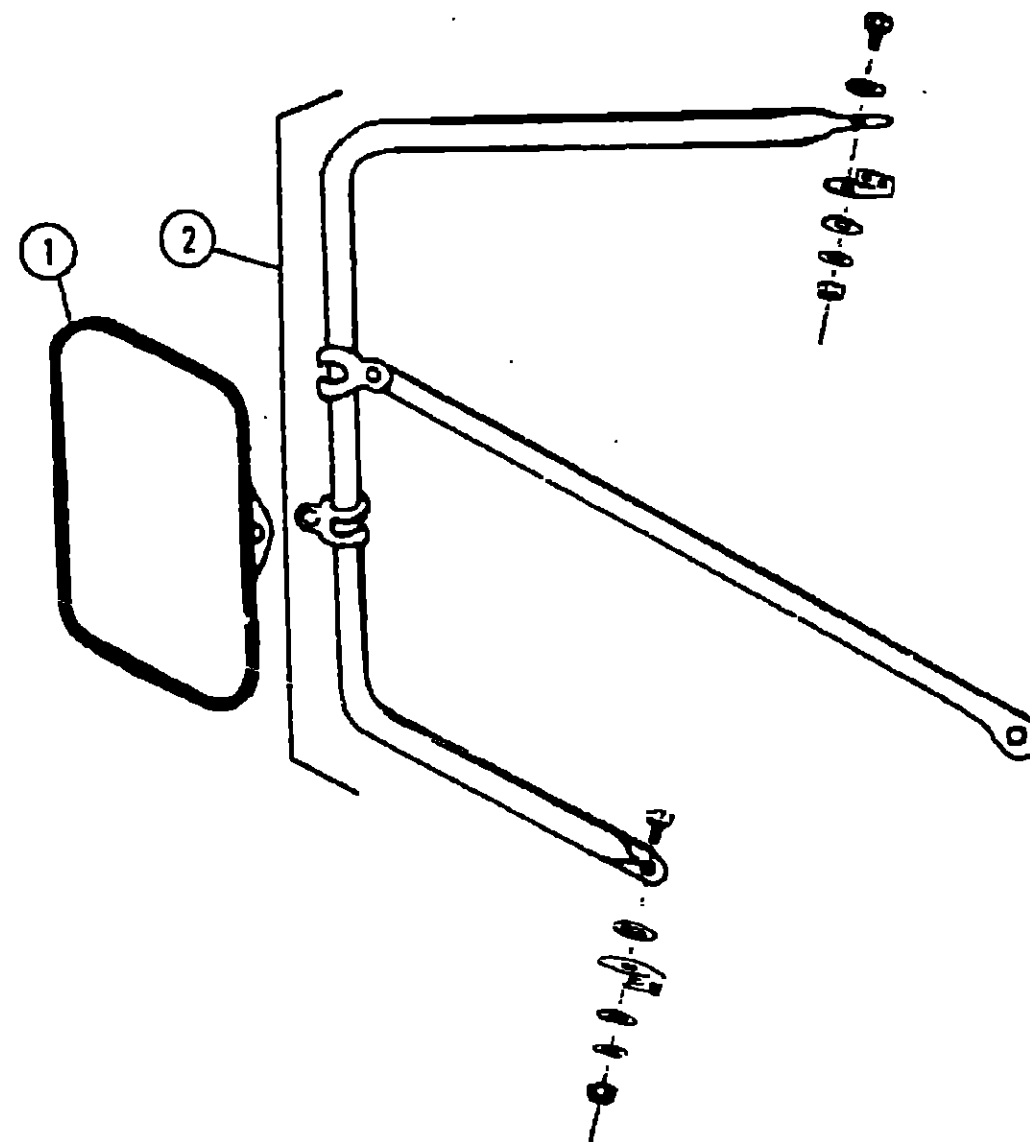
# 1990 WF427RT



## 1990 WF427RT INDEX

|                                    |             |
|------------------------------------|-------------|
| Floor Plan                         | G-19 - G-20 |
| Accessories Group                  | G-21 - G-24 |
| Bath Group                         | H-01 - H-02 |
| Bedroom Group                      | H-03 - H-04 |
| Chassis Group                      | H-05 - H-09 |
| Curtain, Cushion & Pad Group       | H-10 - H-18 |
| Dinette Group                      | H-19 - H-20 |
| Driver's Compartment Group         | H-21 - H-23 |
| Electrical Group                   | H-24 - I-03 |
| Exterior Body Group                | I-04 - I-08 |
| Galley Group                       | I-09 - I-13 |
| Heating & Air Conditioning Group   | I-14 - I-15 |
| Interior Finish Group              | I-16 - I-18 |
| Labels Group                       | I-19 - J-01 |
| LP Group                           | J-02        |
| Lounge Group                       | J-03 - J-04 |
| Sealants & Fasteners Group         | J-05 - J-07 |
| Water & Sewage Group               | J-08 - J-11 |
| Window, Vent & Exterior Door Group | J-12 - K-01 |

## ACCESSORIES GROUP



### EXTERIOR MIRRORS

| Key | Part Number   | U/M | Description                                      |
|-----|---------------|-----|--|
| 1   | 049347-01-000 | EA  | Mirror Head - 7 1/2" x 10 1/2" - Stainless Steel |
|     | 049347-03-000 | EA  | Mirror Head - 7 1/2" x 10 1/2" - Black           |
|     | 049347-01-700 | EA  | Glass - Exterior Mirror - 7 1/2" x 10 1/2"       |
| 2   | 062047-01-000 | EA  | Arm - West Coast Mirror - Stainless Steel        |
|     | 006043-01-000 | EA  | Mirror - Convex - Adhesive Back                  |

NOTE Items indented below assemblies are serviceable parts for that assembly

### WHEEL COVER & MOUNTING HARDWARE

| Key | Part Number   | U/M | Description                                   |
|-----|---------------|-----|---|
|     | 083181-01-000 | EA  | Wheel Cover - 16" (Set/4)                     |
|     | 083181-01-700 | EA  | Wheel Cover - 16" (1)                         |
|     | 083181-04-702 | EA  | Nut - Cover - 16"                             |
|     | 083181-04-703 | EA  | Cap - Center - Chrome                         |
|     | 091209-05-000 | EA  | Wheel Liner - 16" Dia. - (Set/4) (Option L53) |
|     | 091209-05-701 | EA  | Liner - Rear Only (1)                         |
|     | 091209-05-700 | EA  | Liner - Front Only (1)                        |
|     | 091209-03-702 | EA  | Cover - Front Axle                            |
|     | 091209-03-703 | EA  | Cover - Rear Axle                             |
|     | 091209-03-704 | EA  | Snap Ring                                     |

Note: Items indented below assemblies are serviceable parts for that assembly.

## ACCESSORIES GROUP (CONTINUED)

### MISCELLANEOUS ACCESSORIES

| Key | Part Number   | U/M | Description  |
|-----|---------------|-----|--|
|     | 054185-35-000 | EA  | Owner's Manual - 1990 - Itasca & Winnebago           |
|     | 094499-01-000 | EA  | Fire Extinguisher - Dry 1A 10BC                      |
|     | 094499-02-000 | EA  | Fire Extinguisher - 1A 10BC (CSA)                    |
|     | 094499-01-700 | EA  | Mounting Bracket w/Plastic Strap - Fire Extinguisher |
|     | 083219-01-000 | EA  | Floor Mat - Black - Right                            |
|     | 083219-02-000 | EA  | Floor Mat - Black - Left                             |
|     | 081075-01-000 | EA  | Mat - Entrance - "Winnebago"                         |
|     | 072852-01-000 | EA  | Smoke Detector w/9 Voh Battery                       |
|     | 092318-01-000 | EA  | Binder - 3 Ring - Vendor Manual                      |
|     | 092319-01-000 | EA  | Page - Plastic Pocket                                |
|     | 098084-13-000 | EA  | Cassette - Minnie Winnie                             |

### TV ANTENNA & RELATED COMPONENTS

| Key | Part Number   | U/M | Description  |
|-----|---|-----|--|
| **  | 076319-01-000   | EA  | Antenna - TV Roof Mount - 44.5" Mast                 |
|     | 076319-03-000   | FT  | Cable - Coaxial - 75 OHM                             |
|     | 076319-06-000   | EA  | Adaptor - Cable - Roof Plate                         |
|     | 076319-09-000   | EA  | Wallplate - Cable Receptacle - TV - Single - Brown   |
|     | 076319-11-000   | EA  | Adaptor - Coaxial w/Splitter                         |
|     | 076319-12-000   | EA  | Connector - Coaxial - One Piece                      |
|     | 055777-02-000   | EA  | Wallplate - TV Cable - w/Antenna Switch - Brown      |
|     | 055778-01-000   | EA  | Receptacle - TV Cable - Exterior w/Cover - Off White |
|     | 055778-04-000   | EA  | Gasket - TV Cable Receptacle                         |
|     | 085755-01-000   | EA  | Splitter - TV - 2 Way                                |
|     | 082134-01-000   | EA  | Adapter - TV - Cable To Cable                        |
|     | 037235-01-000   | EA  | Label - Cable TV Input                               |
|     | 037235-02-000   | EA  | Label - Cable TV Output                              |
|     | ** The illustrated parts breakdown for this item is provided on the Common Items Fiche. |     |  |

### RADIO & RELATED COMPONENTS

| Key | Part Number   | U/M | Description                         |
|-----|---------------|-----|-------------------------------------|
|     | 089340-01-000 | EA  | Grille - Speaker - 6.5" Square      |
|     | 097459-01-000 | EA  | Radio - AM/FM - w/Cassette          |
|     | 074979-01-000 | EA  | Speaker Cover Protector - Plastic   |
|     | 094097-01-000 | EA  | Speaker - 5.25" - w/o Grille        |
|     | 079355-03-000 | EA  | Radio - Mounting Kit - Ford         |
|     | 031059-02-000 | EA  | Wiring Asm. - 9-Pin - Radio         |
|     | 074979-11-000 | EA  | Speaker Cover - Plastic - Off White |
|     |               |     |                                     |

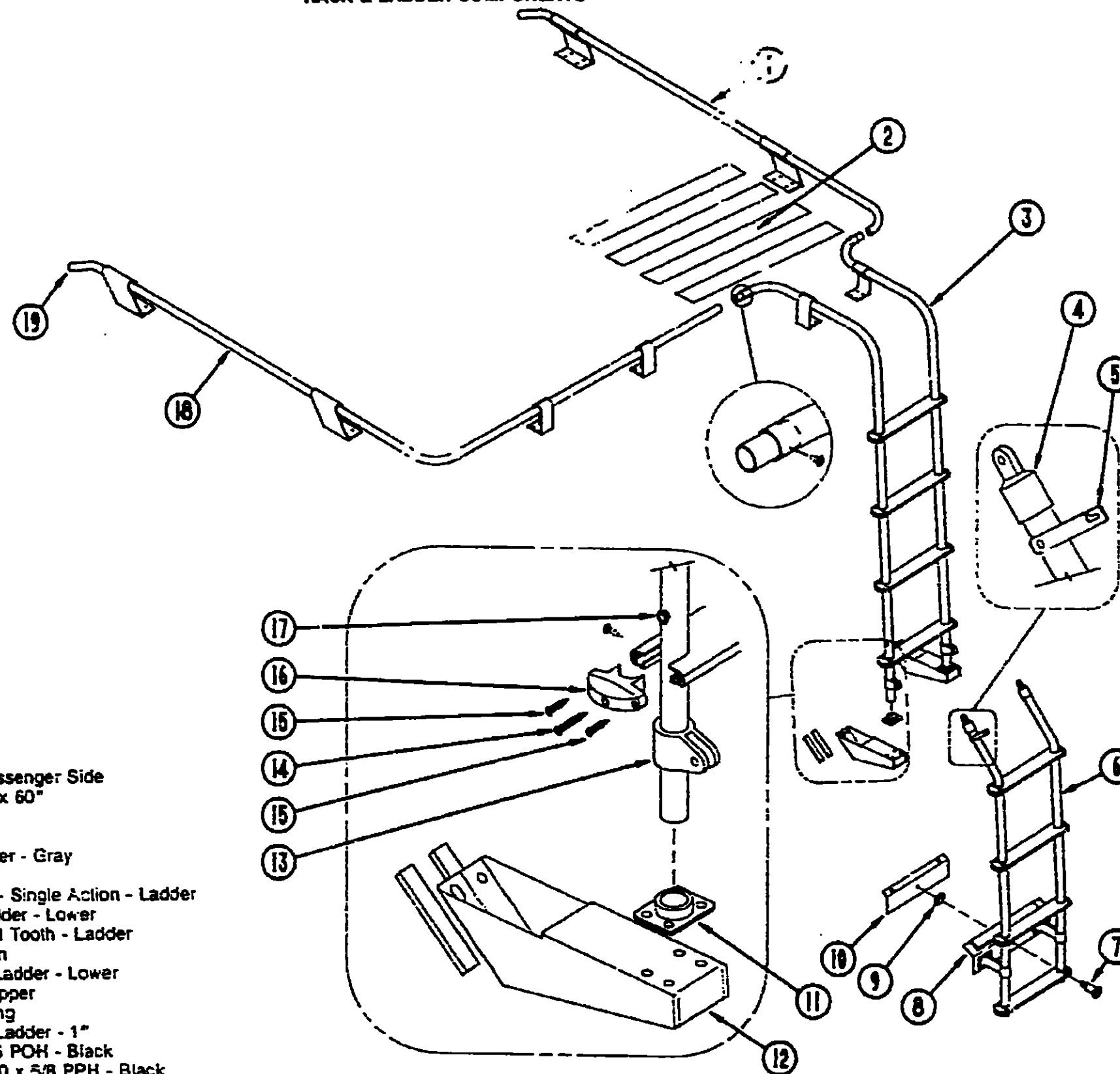
## 1990 WINNEBAGO TABLE OF CONTENTS

|                              |             |
|------------------------------|-------------|
| INTRODUCTION                 | A-01 - A-02 |
| ABBREVIATIONS                | A-03        |
| ALPHABETICAL/GROUP REFERENCE | A-04 - A-06 |
| WF424RC                      | A-07 - D-14 |
| WF426RT                      | D-15 - G-18 |
| WF427RT                      | G-19 - K-01 |

## 1990 WF427RT INDEX

|                                    |             |
|------------------------------------|-------------|
| Floor Plan                         | G-19 - G-20 |
| Accessories Group                  | G-21 - G-24 |
| Bath Group                         | H-01 - H-02 |
| Bedroom Group                      | H-03 - H-04 |
| Chassis Group                      | H-05 - H-09 |
| Curtain, Cushion & Pad Group       | H-10 - H-18 |
| Dinette Group                      | H-19 - H-20 |
| Driver's Compartment Group         | H-21 - H-23 |
| Electrical Group                   | H-24 - I-03 |
| Exterior Body Group                | I-04 - I-08 |
| Galley Group                       | I-09 - I-13 |
| Heating & Air Conditioning Group   | I-14 - I-15 |
| Interior Finish Group              | I-16 - I-18 |
| Labels Group                       | I-19 - J-01 |
| LP Group                           | J-02        |
| Lounge Group                       | J-03 - J-04 |
| Sealants & Fasteners Group         | J-05 - J-07 |
| Water & Sewage Group               | J-08 - J-11 |
| Window, Vent & Exterior Door Group | J-12 - K-01 |

# ACCESSORIES GROUP (CONTINUED) RACK & LADDER COMPONENTS



| Key | Part Number   | U/M | Description   |
|-----|---------------|-----|---|
| 1   | 081026-01-T03 | EA  | Rack - Luggage - Passenger Side                       |
| 2   | 038327-01-000 | EA  | Tape - Anti Slip - 2" x 60"                           |
| 3   | 080999-01-T03 | EA  | Ladder - Upper  |
| 4   | 081115-01-000 | EA  | Cap - Top - 1"  |
| 5   | 080873-01-000 | EA  | Latch - Ladder - Lower - Gray                         |
| 6   | 080997-01-T03 | EA  | Ladder - Lower  |
| 7   | 081056-01-000 | EA  | Pin - Quick Release - Single Action - Ladder          |
| 8   | 081152-01-000 | EA  | Plate - Bumper - Ladder - Lower                       |
| 9   | 081055-01-000 | EA  | Spring Grip - Internal Tooth - Ladder                 |
| 10  | 081107-01-000 | EA  | Bracket - Bumper Pin                                  |
| 11  | 057165-01-000 | EA  | Mounting Bracket - Ladder - Lower                     |
| 12  | 080868-01-000 | EA  | Footring - Ladder - Upper                             |
| 13  | 080870-01-000 | EA  | Shim - Ladder Footring                                |
| 14  | 081116-01-000 | EA  | Slide Top - Rack & Ladder - 1"                        |
| 15  | 000G68-10-36T | EA  | Screw - 10-12 x 2.25 POH - Black                      |
| 16  | 000G39-06-10T | EA  | Screw - SF/DR - 8-20 x 5/8 PPH - Black                |
| 17  | 076980-G2-000 | EA  | End Cap - Step - Black                                |
| 18  | 081113-01-000 | EA  | Bushing - Flange Plastic - White                      |
| 19  | 091026-02-T03 | EA  | Rack - Luggage - Driver Side                          |
| 20  | 031114-01-000 | EA  | Plug - Round - Rack & Ladder Ends - Plastic - 1" Dia. |

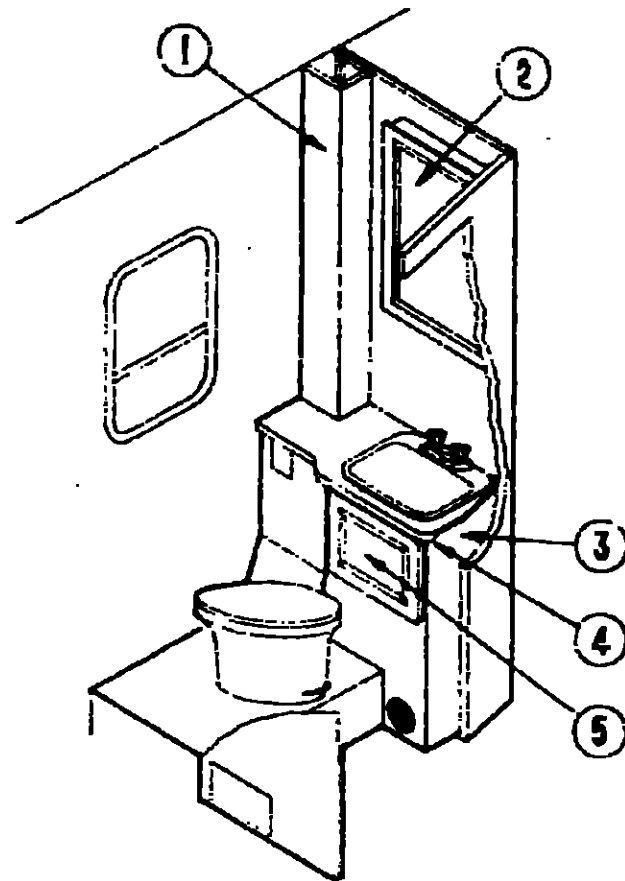
## 1990 WINNEBAGO TABLE OF CONTENTS

|                              |             |
|------------------------------|-------------|
| INTRODUCTION                 | A-01 - A-02 |
| ABBREVIATIONS                | A-03        |
| ALPHABETICAL/GROUP REFERENCE | A-04 - A-06 |
| WF424RC                      | A-07 - D-14 |
| WF426RT                      | D-15 - G-18 |
| WF427RT                      | G-19 - K-01 |

## 1990 WF427RT INDEX

|                                    |             |
|------------------------------------|-------------|
| Floor Plan                         | G-19 - G-20 |
| Accessories Group                  | G-21 - G-24 |
| Bath Group                         | H-01 - H-02 |
| Bedroom Group                      | H-03 - H-04 |
| Chassis Group                      | H-05 - H-09 |
| Curtain, Cushion & Pad Group       | H-10 - H-18 |
| Dinette Group                      | H-19 - H-20 |
| Driver's Compartment Group         | H-21 - H-23 |
| Electrical Group                   | H-24 - I-03 |
| Exterior Body Group                | I-04 - I-08 |
| Galley Group                       | I-09 - I-13 |
| Heating & Air Conditioning Group   | I-14 - I-15 |
| Interior Finish Group              | I-16 - I-18 |
| Labels Group                       | I-19 - J-01 |
| LP Group                           | J-02        |
| Lounge Group                       | J-03 - J-04 |
| Sealants & Fasteners Group         | J-05 - J-07 |
| Water & Sewage Group               | J-08 - J-11 |
| Window, Vent & Exterior Door Group | J-12 - K-01 |

## BATH GROUP



### BATH CABINERY & HARDWARE

| Key | Part Number   | U/M | Description   |
|-----|---------------|-----|---|
| 1   | 092356-01-AA5 | EA  | Cabinet Asm. - Pipe Cover - 46.4" Tall                      |
| 2   | M88174-01-X73 | EA  | Cabinet Asm. - Medicine - w/o Door Or Hardware              |
|     | M88304-18-W24 | EA  | Door Asm. - Medicine Cabinet - 15.6" x 29.5" - w/o Hardware |
|     | 058331-05-000 | EA  | Mirror - Safety Glass - 12" x 26"                           |
|     | 093586-03-000 | EA  | Catch - Roller Spring                                       |
|     | 093586-04-000 | EA  | Strike - Spring Steel                                       |
|     | 009059-01-000 | EA  | Hinge - Door - 2" x 1.4" - Brass                            |
| *2  | M04198-01-AA5 | EA  | Cabinet Asm. - Medicine - w/o Door Or Hardware              |
|     | M88304-L6-AA5 | EA  | Door Asm. - Medicine Cabinet - 15" x 28.9" - w/o Hardware   |
|     | 058331-35-000 | EA  | Mirror - Safety Glass - 11.4" x 25.4"                       |
|     | 093586-03-000 | EA  | Catch - Roller Spring                                       |
|     | 093586-04-000 | EA  | Strike - Spring Steel                                       |
|     | 009059-01-000 | EA  | Hinge - Door - 2" x 1.4" - Brass                            |
| 3   | M92359-02-AA5 | EA  | Cabinet Asm. - Lavatory - w/o Doors Or Hardware (AA5/AA6)   |
| 3   | M92359-02-AA7 | EA  | Cabinet Asm. - Lavatory - w/o Doors Or Hardware (AA7)       |
| 4   | 092359-13-AA5 | EA  | Countertop Asm. - Lavatory (AA5/AA6)                        |
| 4   | 092359-13-AA7 | EA  | Countertop Asm. - Lavatory (AA7)                            |
| 5   | M88304-77-AB6 | EA  | Door Asm. - Lavatory Cabinet - 14.4 x 17.9" - w/o Hardware  |
|     | M82429-C5-X81 | EA  | Door Asm. - Bath 73.8" x 30" - w/o Hardware                 |
|     | M82429-04-X81 | EA  | Door Asm. - Shower - 73.8" x 27.5" - w/o Hardware           |
|     | 093446-01-X81 | EA  | Mirror Asm. - Wood Framed - 15" x 46.25"                    |
|     | 058331-20-000 | EA  | Mirror - Safety Glass - 44.5" x 13.2"                       |

\* These parts were used from 4/2/90 on.

## BATH GROUP (CONTINUED)

### MISCELLANEOUS HARDWARE & PLUMBING PARTS

| Key | Part Number   | U/M | Description   |
|-----|---------------|-----|---|
|     | 080508-01-000 | EA  | Panel Skylight - Inner  |
|     | 080507-01-000 | EA  | Panel Skylight - Outer  |
|     | 080258-01-000 | EA  | Trim - Skylight   |
|     | M02673-03-X81 | EA  | Shower Pan Asm. - Off White                                   |
|     | 075606-01-000 | EA  | Panel - Shower Faucet   |
|     | 011048-02-000 | EA  | Shower Head w/60" Hose (US)                                   |
|     | 011048-05-000 | EA  | Shower Head w/60" Hose (CSA)                                  |
|     | 075241-04-000 | EA  | Faucet - Shower - Brass                                       |
|     | 075240-05-000 | EA  | Faucet - Lavatory - Brass                                     |
|     | 091253-01-000 | EA  | Gasket - Lavatory Faucet                                      |
|     | 096927-01-01A | EA  | Sink - Rectangular - Lavatory                                 |
|     | 105218-01-01A | EA  | Spacer - Faucet - Lavatory Sink                               |
|     | 064076-02-000 | EA  | Toilet - Ivory  |
|     | 075453-02-000 | EA  | Rack - Towel Bar - 18" - Brass                                |
|     | 075454-02-000 | EA  | Towel Ring - Brass  |
|     | 075452-02-000 | EA  | Toilet Tissue Holder - Brass                                  |
|     | 075680-02-000 | EA  | Clothes Rod - Adjustable - 27" - 38"                          |
|     | 009112-01-000 | EA  | Flange - 1" Clothes Rod - Off White Plastic                   |
|     | 057671-01-000 | EA  | Screw Cover - #8 - Off White                                  |
|     | 066436-01-000 | EA  | Slip Nut - Tailpiece  |
|     | 066435-01-000 | EA  | Strainer - Nut  |
|     | 069735-01-000 | EA  | Washer - Strainer To Tailpiece - Plastic                      |
|     | 066440-01-000 | EA  | Strainer - w/Rubber Washer                                    |
|     | 009089-01-000 | EA  | Clip - Mirror   |
|     | 011069-02-000 | EA  | Tailpiece - 1 1/2" x 1 1/4" x 4" - Brass                      |
|     | 009151-01-000 | EA  | Warpguard - 48" (Bath/Shower Door)                            |
|     | 005013-01-000 | EA  | Catch - Male/Female Bulldog - Door Mounted (Bath/Shower Door) |
|     | 058335-02-000 | EA  | Latch - w/o Lock - Brown (Bath/Shower Door)                   |
|     | M03450-01-000 | EA  | Trim Asm. - Bathroom/Shower Door Mirror                       |
|     | 093586-03-000 | EA  | Catch - Spring - Roller                                       |
|     | 093586-04-000 | EA  | Strike - Spring Steel   |
|     | 059777-02-000 | EA  | Hinge - Cabinet Door - Brass                                  |
|     | 096645-01-000 | EA  | Pull - Cabinet - Brass - Twist - 1.1" x 3.4"                  |
|     | 074493-02-000 | EA  | Support - Piston Spring - Cabinet Door                        |

\* The illustration for these items can be found in Interior Finish Group.

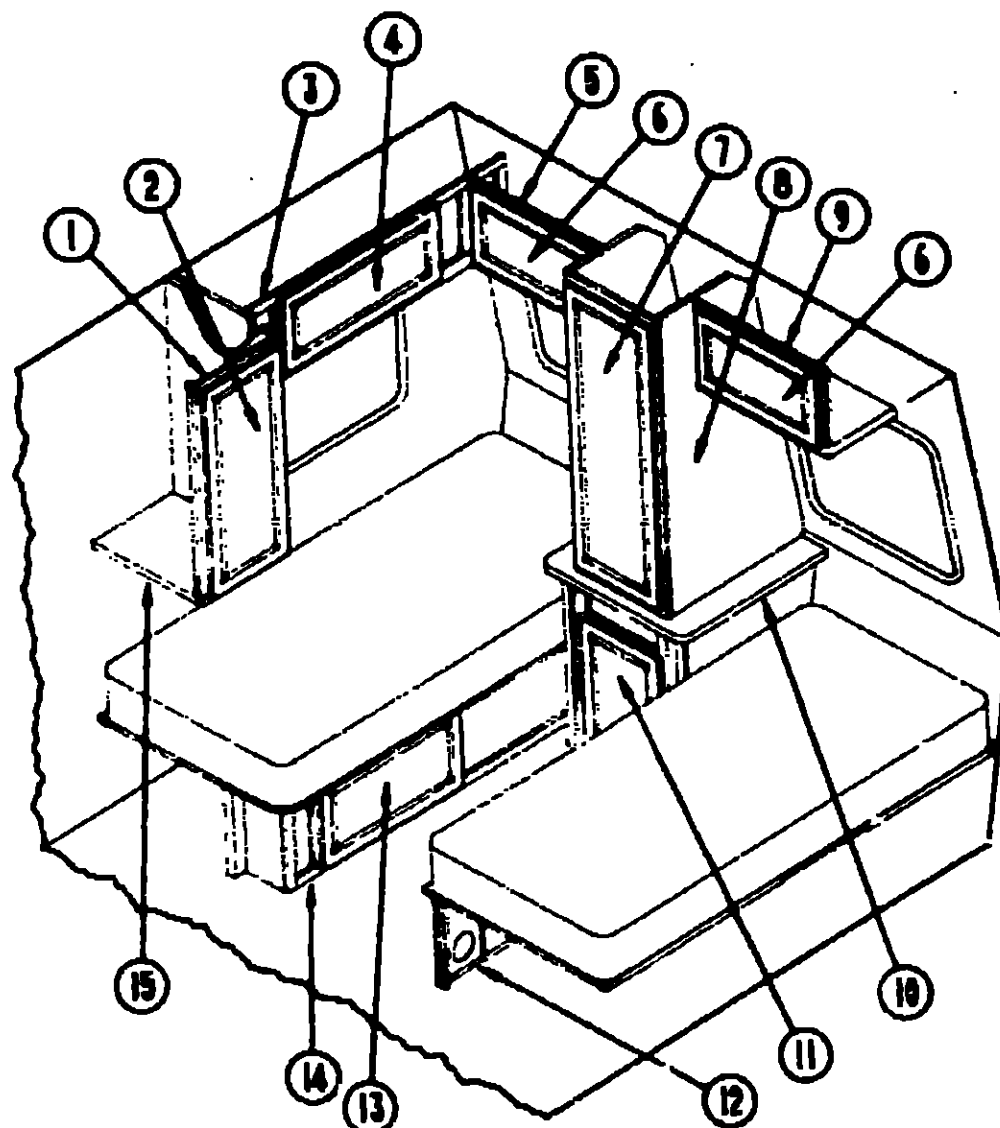
## 1990 WINNEBAGO TABLE OF CONTENTS

|                              |             |
|------------------------------|-------------|
| INTRODUCTION                 | A-01 - A-02 |
| ABBREVIATIONS                | A-03        |
| ALPHABETICAL/GROUP REFERENCE | A-04 - A-06 |
| WF424RC                      | A-07 - D-14 |
| WF426RT                      | D-15 - G-18 |
| WF427RT                      | G-19 - K-01 |

### 1990 WF427RT INDEX

|                                    |             |
|------------------------------------|-------------|
| Floor Plan                         | G-19 - G-20 |
| Accessories Group                  | G-21 - G-24 |
| Bath Group                         | H-01 - H-02 |
| Bedroom Group                      | H-03 - H-04 |
| Chassis Group                      | H-05 - H-08 |
| Curtain, Cushion & Pad Group       | H-10 - H-18 |
| Dinette Group                      | H-19 - H-20 |
| Driver's Compartment Group         | H-21 - H-23 |
| Electrical Group                   | H-24 - I-03 |
| Exterior Body Group                | I-04 - I-08 |
| Galley Group                       | I-09 - I-13 |
| Heating & Air Conditioning Group   | I-14 - I-15 |
| Interior Finish Group              | I-16 - I-18 |
| Labels Group                       | I-19 - J-01 |
| LP Group                           | J-02        |
| Lounge Group                       | J-03 - J-04 |
| Sealants & Fasteners Group         | J-05 - J-07 |
| Water & Sewage Group               | J-08 - J-11 |
| Window, Vent & Exterior Door Group | J-12 - K-01 |

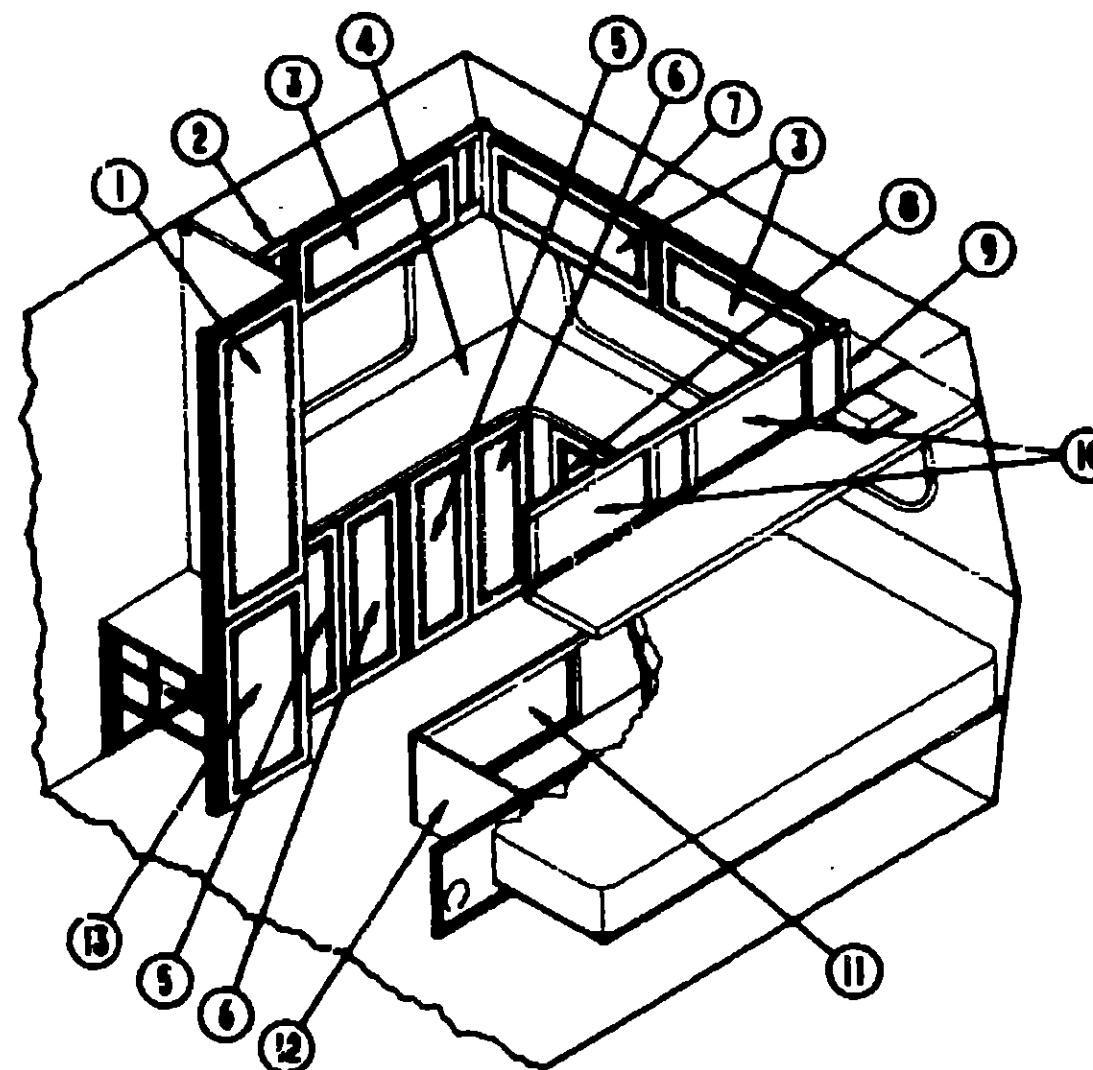
## BEDROOM GROUP



TWIN BED CABINETRY

| Key | Part Number    | U/M | Description   |
|-----|----------------|-----|---|
| 1   | 083948-01-AA5  | EA  | Cabinet Asm. - Passenger Side - Shirt Closet - w/o Door Or Hardware     |
|     | 083949-01-AA5  | EA  | Cabinet Asm. - Drivers Side - Shirt Closet - w/o Door Or Hardware       |
| 2   | M88304-82-AB1  | EA  | Door Asm. - Shirt Closets - 14.3" x 33.5" - w/o Hardware                |
| 3   | M883981-01-AA5 | EA  | Cabinet Asm. - Passenger Side - Overhead Cabinet - w/o Door Or Hardware |
|     | 082825-01-AA5  | EA  | End Cap Asm. - Overhead - Right Hand                                    |
|     | M83930-01-AA5  | EA  | Cabinet Asm. - Driver Side - Overhead Cabinet - w/o Door Or Hardware    |
|     | 082825-02-W04  | EA  | End Cap Asm. - Overhead - Left Hand                                     |
| 4   | M88304-66-AA5  | EA  | Door Asm. - Rear Overhead - 11.4" x 28.1" - w/o Hardware                |
| 5   | M99876-01-AA5  | EA  | Cabinet Asm. - Rear Overhead - w/o Door Or Hardware                     |
| 6   | M88304-16-AB1  | EA  | Door Asm. - Rear Overhead - 12" x 21.9" - w/o Hardware                  |
| 7   | M88304-83-AA5  | EA  | Door Asm. - Wardrobe Cabinet - 15.5" x 45.5" w/o Hardware               |
| 8   | M99873-01-AA5  | EA  | Cabinet Asm. - Wardrobe Cabinet - w/o Door Or Hardware                  |
| 9   | M99878-01-AA5  | EA  | Cabinet Asm. - Rear Overhead - w/o Doors Or Hardware                    |
| 10  | 099873-14-AA5  | EA  | Countertop Asm. - Wardrobe Cabinet                                      |
| 11  | M88304-52-AB6  | EA  | Door Asm. - Wardrobe Cabinet - 14.4" x 21.8" - w/o Hardware             |
| 12  | M99871-01-AA5  | EA  | Cabinet Asm. - Twin Bed - w/o Top Or Hardware                           |
| 13  | M88304-93-AA5  | EA  | Door Asm. - Twin Bed Cabinet - 12" x 26" - w/o Hardware                 |
| 14  | M99870-01-AA5  | EA  | Cabinet Asm. - Twin Bed - w/o Top or Hardware                           |
| 15  | 081280-13-W24  | EA  | End Cap Asm. - Shirt Closets Bottom                                     |
|     | 093445-11-AB6  | EA  | Countertop - TV Stand - 15" x 15" (AA5, AA6)                            |
|     | 093445-11-AB8  | EA  | Countertop - TV Stand - 15" x 15" (AA7)                                 |

## BEDROOM GROUP (CONTINUED)



DOUBLE BED CABINETRY (Option L48L)

| Key | Part Number   | U/M | Description  |
|-----|---------------|-----|--|
| 1   | M88304-83-AA5 | EA  | Door Asm. - Wardrobe Cabinet - 15.5" x 45.5" - w/o Hardware  |
|     | 077404-02-000 | EA  | Drawer Asm. - Plastic - 20" x 12.7" - Beige                  |
| 2   | 088877-01-AA5 | EA  | Cabinet Asm. - Passenger Overhead - w/o Door Or Hardware     |
| 3   | M88304-66-AA5 | EA  | Door Asm. - Overhead - 11.4" x 28" - w/o Hardware            |
| 4   | M99851-01-AA5 | EA  | Cabinet Asm. - Vanity - w/Countertop - w/o Doors Or Hardware |
|     | 099851-13-AA5 | EA  | Countertop Asm. - Vanity Cabinet                             |
| 5   | M88304-71-AB1 | EA  | Door Asm. - Vanity Cabinet - 10.8" x 27.9" - w/o Hardware    |
| 6   | M88304-72-AB1 | EA  | Door Asm. - Vanity Cabinet - 10.8" x 27.9" - w/o Hardware    |
| 7   | M83932-01-AA5 | EA  | Cabinet Asm. - Rear Overhead - w/o Doors or Hardware         |
| 8   | M88304-F2-AA5 | EA  | Door Asm. - Vanity Cabinet - 15.7" x 27.9" - w/o Hardware    |
| 9   | 099195-01-AA5 | EA  | Cabinet Asm. - Drivers Overhead - w/o Doors or Hardware      |
| 10  | M88304-A2-AA5 | EA  | Door Asm. - Drivers Overhead - 11" x 21.8" - w/o Hardware    |
| 11  | M88304-07-AB6 | EA  | Door Asm. - Double Bed Cabinet - 12" x 28" - w/o Hardware    |
| 12  | M93436-01-AA5 | EA  | Cabinet Asm. - Double Bed - w/o Doors or Hardware            |
| 13  | M88304-E8-AA5 | EA  | Door Asm. - Wardrobe Cabinet - 15.5" x 29.5" w/o Hardware    |
|     | 098178-06-000 | EA  | Mattress - Double - 53" x 74"                                |
|     | 082686-01-000 | EA  | Lamp - Table - Brass w/Wood                                  |
|     | 082686-06-000 | EA  | Shade - Table Lamp   |

## 1990 WINNEBAGO TABLE OF CONTENTS

|                              |             |
|------------------------------|-------------|
| INTRODUCTION                 | A-01 - A-02 |
| ABBREVIATIONS                | A-03        |
| ALPHABETICAL/GROUP REFERENCE | A-04 - A-08 |
| WF424RC                      | A-07 - D-14 |
| WF426RT                      | D-15 - G-18 |
| WF427RT                      | G-19 - K-01 |

## 1990 WF427RT INDEX

|                                    |             |
|------------------------------------|-------------|
| Floor Plan                         | G-19 - G-20 |
| Accessories Group                  | G-21 - G-24 |
| Bath Group                         | H-01 - H-02 |
| Bedroom Group                      | H-03 - H-04 |
| Chassis Group                      | H-05 - H-08 |
| Curtain, Cushion & Pad Group       | H-10 - H-18 |
| Dinette Group                      | H-19 - H-20 |
| Driver's Compartment Group         | H-21 - H-23 |
| Electrical Group                   | H-24 - I-03 |
| Exterior Body Group                | I-04 - I-08 |
| Galley Group                       | I-09 - I-13 |
| Heating & Air Conditioning Group   | I-14 - I-15 |
| Interior Finish Group              | I-16 - I-18 |
| Labels Group                       | I-19 - J-01 |
| LP Group                           | J-02        |
| Lounge Group                       | J-03 - J-04 |
| Sealants & Fasteners Group         | J-05 - J-07 |
| Water & Sewage Group               | J-08 - J-11 |
| Window, Vent & Exterior Door Group | J-12 - K-01 |

## CHASSIS GROUP

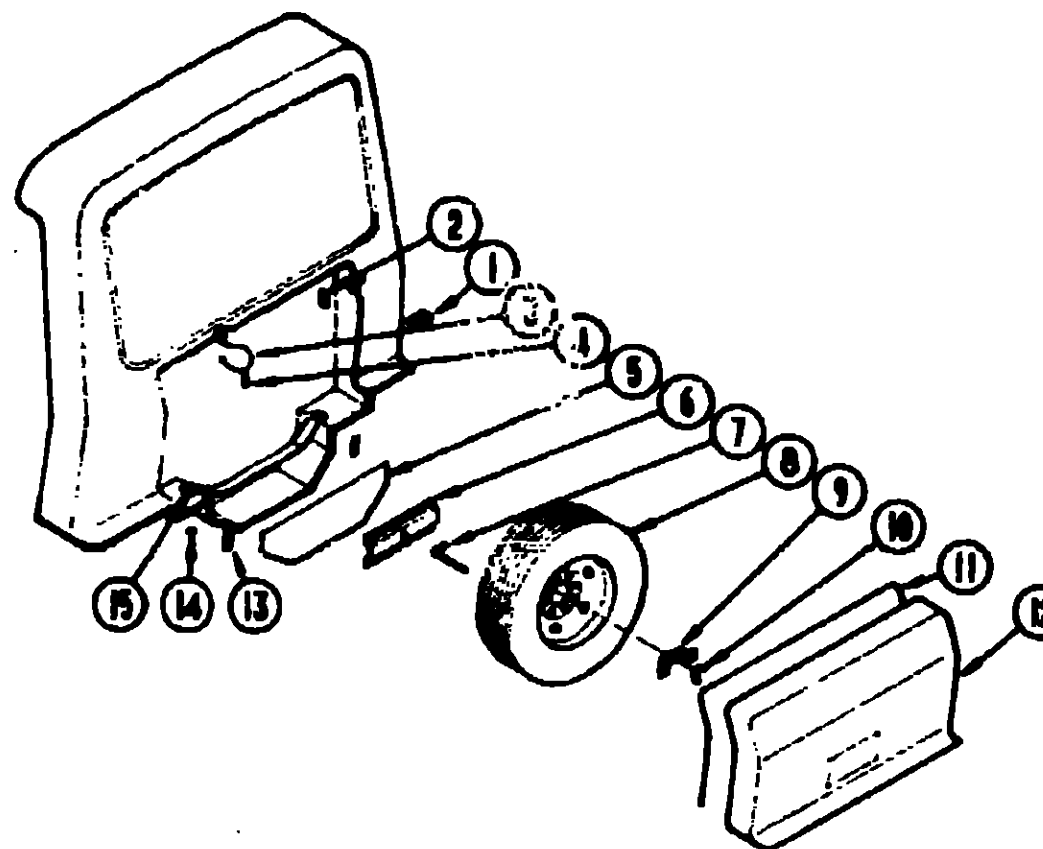
### GENERATORS & COMPONENTS (OPTION L3831A)

| Key                                      | Part Number   | U/M | Description                                  |
|--|---------------|-----|--|
|  | 081634-02-000 | EA  | Generator - Emerald - 3.5 KW                 |
|  | 100874-05-000 | EA  | Generator - 4.0 kw - Emerald Plus - FN/29237 |
|  | 079854-05-000 | EA  | Exhaust Pipe - Angled - w/Flange - 2" ID     |
|  | 079854-01-700 | EA  | Hinge Kit - Emerald Generator                |
|  | 081364-01-000 | EA  | Muffler - Generator - 35 KW                  |
|  | 078045-01-000 | EA  | Strap - Support - Generator - 4 Hole         |
|  | 084365-01-000 | EA  | Strap - Support - Generator - 2 Hole         |
|  | 084058-01-000 | EA  | Spacer - Generator                           |
| †  | 093591-02-000 | EA  | Exhaust Pipe - Generator - Curved - 1.5" OD  |
|  | 007125-01-000 | EA  | Clamp - Muffler - 1.62" Dia.                 |
|  | 007125-04-000 | EA  | Clamp - Muffler - 1.12" Dia.                 |
|  | 007161-01-000 | EA  | Clamp - Hose - Spring Type - 112             |
|  | 007067-01-000 | EA  | Insulation - Fiberglass - 1"                 |
|  | 078137-02-000 | EA  | Tray Asm. - Compartment                      |
|  | 007063-01-000 | EA  | Hose - Gas - 1/4" I.D. x 1/2" O.D.           |
|  | 007131-01-000 | EA  | Hanger - Tailpipe                            |
| * These parts were used from 3/12/90 on. |               |     |  |
| † These parts were used from 6-20-90 on. |               |     |  |

### GENERATORS & COMPONENTS (OPTION 38E)

| Key                                      | Part Number   | U/M | Description                                   |
|--|---------------|-----|---|
|  | 100974-03-000 | EA  | Generator - Emerald - 4.0 kw                  |
|  | 079654-05-000 | EA  | Exhaust Pipe - Generator                      |
|  | 081364-02-000 | EA  | Muffler - Generator - w/1.5" Long Tailpipe    |
|  | 007067-01-000 | EA  | Insulation - Fiberglass - 1"                  |
|  | 078045-01-000 | EA  | Plate - Generator Support                     |
|  | 007161-01-000 | EA  | Clamp - Hose - Spring Type - 1/2"             |
|  | 007062-01-000 | EA  | Hose - Gas - 1/4" ID x 1/2" OD                |
|  | 007125-01-000 | EA  | Clamp - Muffler - 1.62" Diameter              |
|  | 007125-04-000 | EA  | Clamp - Muffler - 1.1" Diameter               |
|  | 079654-01-700 | EA  | Hinge Kit - Emerald Generator                 |
|  | 081364-01-000 | EA  | Muffler - Generator - w/8.5" Long Tailpipe    |
|  | 081364-02-000 | EA  | Muffler - Generator - w/1.5" Long Tailpipe    |
|  | 084365-01-020 | EA  | Strap - Support - Generator - 2 Hole          |
|  | 093591-02-000 | EA  | Pipe - Exhaust - Generator - Curved - 1.5" OD |
|  | 078137-02-000 | EA  | Tray Asm. - 27.18" Wide x 21" Deep            |
|  | 007131-01-000 | EA  | Tailpipe Hanger                               |
| * These parts were used from 6-20-90 on. |               |     |   |

## CHASSIS GROUP (CONTINUED)



### SPARE TIRE & COMPARTMENT

| Key | Part Number   | U/M | Description                                   |
|-----|---------------|-----|---|
| 1   | 077408-01-000 | EA  | Lock Asm. - Key Type - Tire Cover             |
| 2   | 077941-01-000 | EA  | Rubber Seal - Flat w/Slit                     |
| 3   | 076767-02-000 | EA  | Cable Asm.                                    |
| 4   | 072463-02-000 | EA  | Spring Hook - 5/8" Eye                        |
| 5   | 077395-01-000 | EA  | Shield - Spare Tire                           |
| 6   | 077403-01-000 | EA  | Support - Rod - Spare Tire                    |
| 7   | 077411-01-000 | EA  | Retaining Rod - Spare Tire                    |
| 8   | 070817-02-000 | EA  | Tire - Radial - Michelin                      |
| 8   | 070817-04-000 | EA  | Tire - Radial - Firestone                     |
|     | 083617-01-000 | EA  | Wheel - 6" x 16" - 8 Hole                     |
|     | 051377-01-000 | EA  | Valve Stem                                    |
|     | 095012-01-000 | EA  | Extension - Valve Stem - Dual Wheel           |
|     | 095012-03-000 | EA  | Extension - Valve Stem - Dual Wheel           |
|     | 077030-02-000 | EA  | Extension - Valve Stem - 1.25"                |
| 9   | 077399-01-000 | EA  | Retainer - Spare Tire                         |
| 10  | 064081-01-000 | EA  | Wing Nut - 3/8" - Spare Tire                  |
| 11  | 058027-01-000 | FT  | Tire Cover Seal - "D" Section - Sponge Rubber |
| 12  | 078165-01-U10 | EA  | Cover Asm. - Tire                             |
|     | 077392-01-000 | EA  | Strike - Latch                                |
|     | 077394-02-000 | EA  | Support Asm. - Strike                         |
| 13  | 080374-01-000 | EA  | Plate - Tire Cover Holder                     |
| 14  | 077759-01-000 | EA  | Spacer - Support - Tire Carrier               |
| 15  | 079018-01-000 | EA  | Strap - Tire Carrier                          |

## 1990 WINNEBAGO TABLE OF CONTENTS

|                              |             |
|------------------------------|-------------|
| INTRODUCTION                 | A-01 - A-02 |
| ABBREVIATIONS                | A-03        |
| ALPHABETICAL/GROUP REFERENCE | A-04 - A-08 |
| WF424RC                      | A-07 - D-14 |
| WF428RT                      | D-15 - G-18 |
| WF427RT                      | G-19 - K-01 |

### 1990 WF427RT INDEX

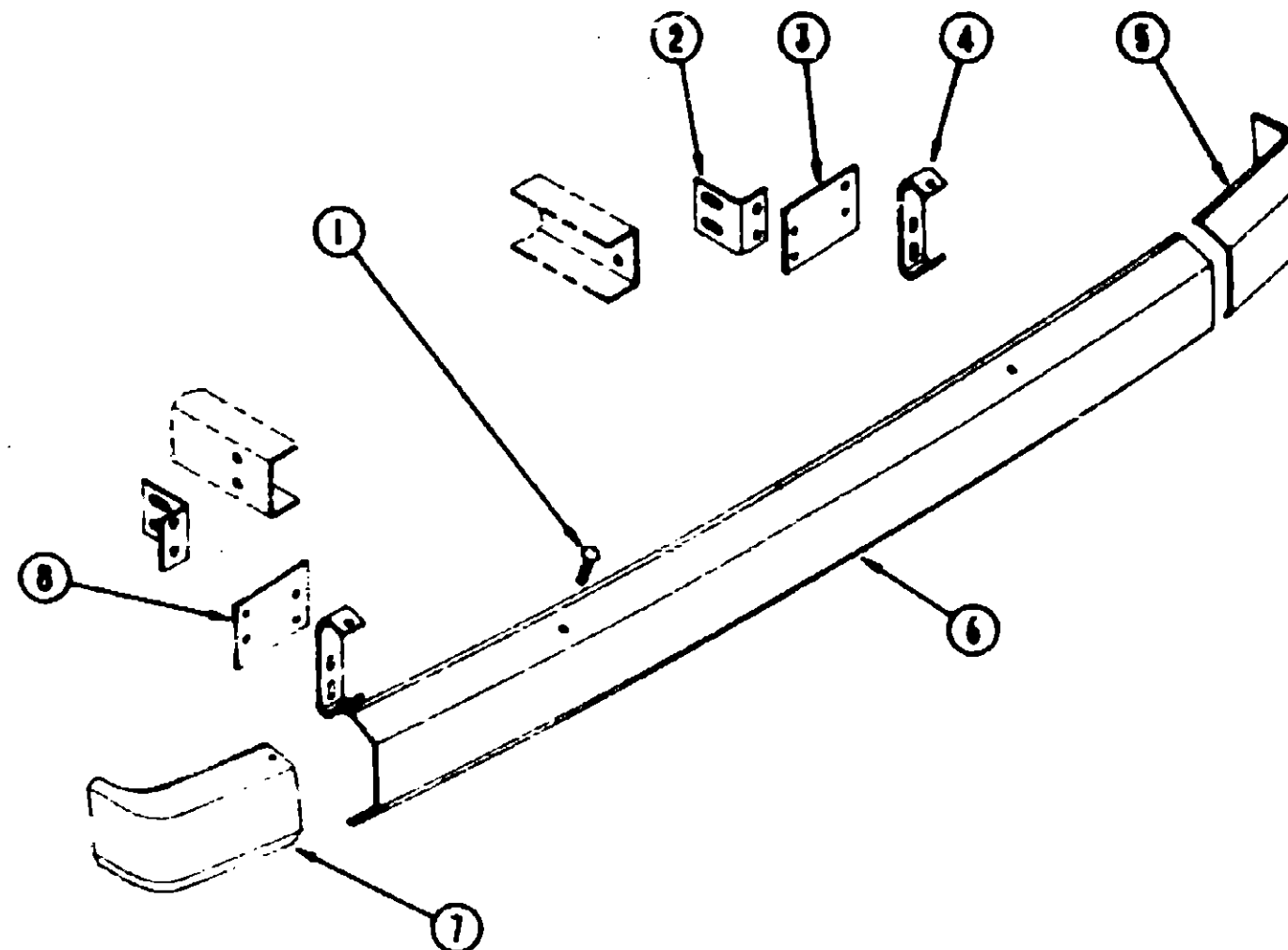
|                                    |             |
|------------------------------------|-------------|
| Floor Plan                         | G-19 - G-20 |
| Accessories Group                  | G-21 - G-24 |
| Bath Group                         | H-01 - H-02 |
| Bedroom Group                      | H-03 - H-04 |
| Chassis Group                      | H-05 - H-08 |
| Curtain, Cushion & Pad Group       | H-10 - H-18 |
| Dinette Group                      | H-19 - H-20 |
| Driver's Compartment Group         | H-21 - H-23 |
| Electrical Group                   | H-24 - I-03 |
| Exterior Body Group                | I-04 - I-08 |
| Galley Group                       | I-09 - I-13 |
| Heating & Air Conditioning Group   | I-14 - I-15 |
| Interior Finish Group              | I-16 - I-18 |
| Labels Group                       | I-19 - J-01 |
| LP Group                           | J-02        |
| Lounge Group                       | J-03 - J-04 |
| Sealants & Fasteners Group         | J-05 - J-07 |
| Water & Sewage Group               | J-08 - J-11 |
| Window, Vent & Exterior Door Group | J-12 - K-01 |

## CHASSIS GROUP (CONTINUED)

### MISCELLANEOUS

| Key | Part Number   | U/M | Description   |
|-----|---------------|-----|---|
|     | 007125-04-000 | EA  | Clamp Asm. - Muffler - 1.12"                                |
|     | 007125-07-000 | EA  | Clamp - Muffler - 2.5" Dia.                                 |
|     | 010487-01-000 | EA  | Clamp - Closed - 5/8" ID                                    |
|     | 007161-01-000 | EA  | Clamp - Hose - Spring Type 112                              |
|     | 062401-01-000 | EA  | Clamp - Hose - Wormgear - .22" ID - 1" ID                   |
|     | 062401-02-000 | EA  | Clamp - Hose - Wormgear - 1.56" ID - 2.5" ID                |
|     | 062401-03-000 | EA  | Clamp - Hose - Wormgear - .25" ID - 1" ID                   |
|     | 062401-04-000 | EA  | Clamp - Hose - Wormgear - .69" ID - 1.25" ID                |
|     | 062401-05-000 | EA  | Clamp - Hose - Wormgear - 2" ID - 3" ID                     |
|     | 062401-06-000 | EA  | Clamp - Hose - Wormgear - .22" ID - .62" ID                 |
|     | 023146-01-000 | EA  | Clamp - Screw Type - 4"                                     |
|     | 007063-01-000 | FT  | Hose - Fuel - 1/4" ID x 1/2" OD                             |
|     | 045731-01-000 | EA  | Rock Guard - Rear Mud Flap - 8" x 18" (Steel)               |
|     | 106141-01-000 | EA  | Mud Flap - Black w/Holes - "Winnebago" Logo - Black         |
|     | 017516-01-000 | EA  | Mud Flaps w/Holes - 14" x 18" - Black                       |
|     | 064089-01-700 | EA  | Mud Flap - Black Rubber (Set/2)                             |
|     | 079384-05-000 | EA  | Running Boards - Passenger                                  |
|     | 079384-06-000 | EA  | Running Boards - Driver                                     |
|     | 079384-11-000 | EA  | Hardware Set - Running Boards                               |
|     | 079942-05-000 | EA  | Shock Absorber - Stabilizer - Front                         |
|     | 079942-06-000 | EA  | Shock Absorber - Stabilizer - Rear                          |
|     | 076241-01-000 | EA  | Support Asm. - Step   |
|     | 077848-01-000 | EA  | Step Asm. - Entry   |
|     | 057724-01-000 | EA  | Wheelwell - Plastic   |
|     | 078781-09-000 | EA  | Compartment Asm. - Storage                                  |
|     | 078046-02-000 | EA  | Compartment Asm. - Storage/Generator                        |
|     | 078137-02-000 | EA  | Tray Asm. - Storage Compartment - 27.18" x 21"              |
|     | 078781-02-000 | EA  | Compartment Asm. - Storage                                  |
|     | 085967-01-000 | EA  | Compartment Asm. - Sewer Hose - 6" x 6.6" x 17.8" - Plastic |
|     | 008343-01-000 | EA  | Wire Tie - 6"   |
|     | 080358-02-000 | EA  | Step Well Plate - Ford                                      |
|     | 094795-01-000 | EA  | Speedometer - Kilometer                                     |
|     | 097495-02-000 | EA  | Cluster - Instrument Panel - Kilometer                      |

## CHASSIS GROUP (CONTINUED)



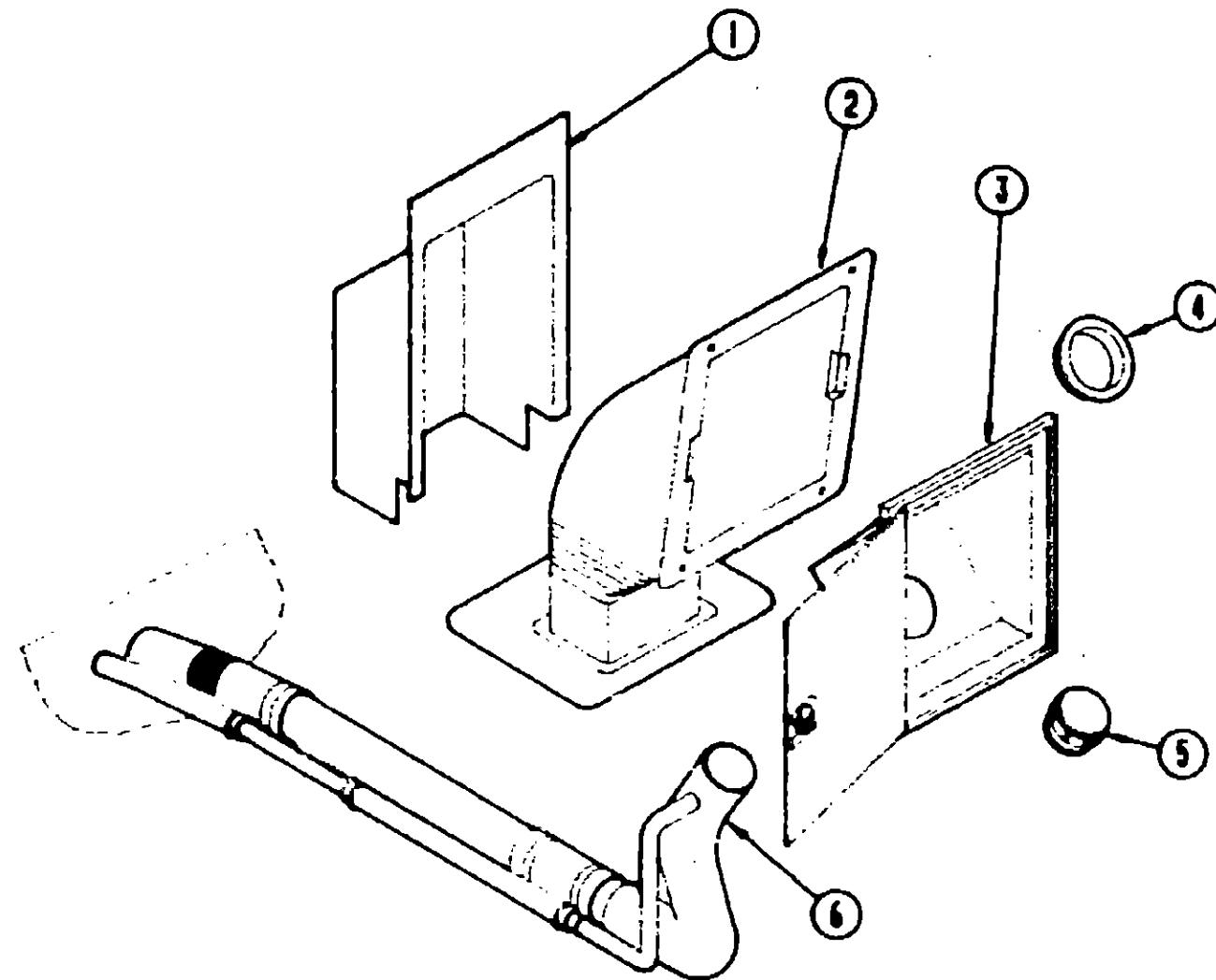
## 1990 WINNEBAGO TABLE OF CONTENTS

|                              |             |
|------------------------------|-------------|
| INTRODUCTION                 | A-01 - A-02 |
| ABBREVIATIONS                | A-03        |
| ALPHABETICAL/GROUP REFERENCE | A-04 - A-06 |
| WF424RC                      | A-07 - D-14 |
| WF426RT                      | D-15 - G-18 |
| WF427RT                      | G-19 - K-01 |

## 1990 WF427RT INDEX

| Key | Part Number   | U/M | Description   |                                    |             |
|-----|---------------|-----|---|------------------------------------|-------------|
| 1   | 005200-01-000 | EA  | Bolt - Bumper - RD HD SQ Neck - w/SST Cap                 | Floor Plan                         | G-19 - G-20 |
|     | 000039-07-008 | EA  | Nut - Hex - Ser Flg Lk - 7/16 - 14ZN                      | Accessories Group                  | G-21 - G-24 |
| 2   | 078868-01-000 | EA  | Support Angle - Bumper - Rear - L-Angle - 4" x 3"         | Bath Group                         | H-01 - H-02 |
|     | 00C12-10-248  | EA  | Bolt - Hex - 5/8 - 11 x 1 1/2 ZN - 5                      | Bedroom Group                      | H-03 - H-04 |
| 3   | 078760-02-000 | EA  | Plate - Mounting - Rear Bumper - Passenger Side - 5" x 5" | Chassis Group                      | H-05 - H-08 |
|     | 000C12-07-208 | EA  | Bolt - Hex - 7/16 - 14 x 1 1/4 - ZN5                      | Curtain, Cushion & Pad Group       | H-10 - H-18 |
| 4   | 078670-02-000 | EA  | Bracket - Rear Bumper - 2" x 8" - Bent Ends               | Dinette Group                      | H-19 - H-20 |
| 5   | 078578-05-000 | EA  | Cap - Bumper End - Passenger Side - Off White             | Driver's Compartment Group         | H-21 - H-23 |
| 6   | 078584-09-000 | EA  | Bumper - Rear - Chrome                                    | Electrical Group                   | H-24 - I-03 |
| 7   | 078578-06-000 | EA  | Cap - Bumper End - Driver Side - Off White                | Exterior Body Group                | I-04 - I-08 |
| 8   | 078760-03-000 | EA  | Plate - Mounting - Rear Bumper - Driver Side - 5" x 5"    | Galley Group                       | I-09 - I-13 |
|     | 081107-01-000 | EA  | Bracket - Bumper Pin - Angle - 2.6" x 7.8"                | Heating & Air Conditioning Group   | I-14 - I-15 |
|     |               |     |   | Interior Finish Group              | I-16 - I-18 |
|     |               |     |   | Labels Group                       | I-19 - J-01 |
|     |               |     |   | LP Group                           | J-02        |
|     |               |     |   | Lounge Group                       | J-03 - J-04 |
|     |               |     |   | Sealants & Fasteners Group         | J-05 - J-07 |
|     |               |     |   | Water & Sewage Group               | J-08 - J-11 |
|     |               |     |   | Window, Vent & Exterior Door Group | J-12 - K-01 |

## CHASSIS GROUP (CONTINUED)



FUEL FILL COMPARTMENT

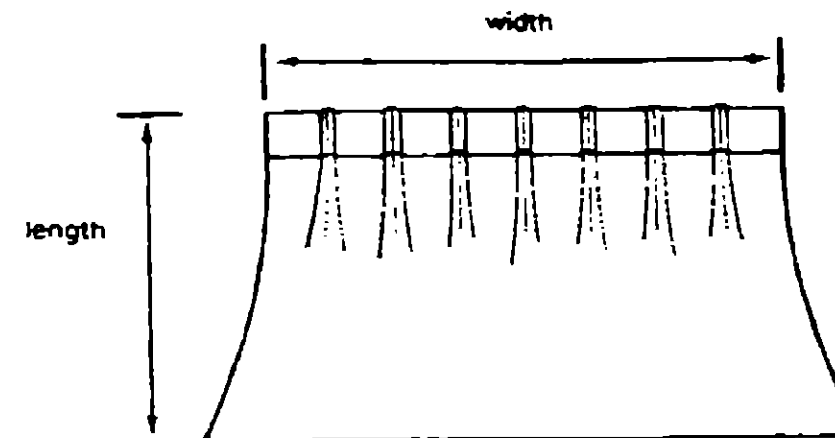
| Key                              | Part Number   | U/M | Description                       |
|----------------------------------|---------------|-----|-----------------------------------|
| 1                                | 078040-01-000 | EA  | Shroud - Fuel Fill - Upper        |
| 2                                | 083578-01-000 | EA  | Boot - Fuel Fill                  |
|                                  | 084235-01-000 | EA  | Support Flange - Fuel Fill Boot   |
| 3                                | 078010-03-000 | EA  | Door Asm. - Fuel Fill - Off White |
|                                  | 077963-01-000 | EA  | Gasket - Fuel Door                |
|                                  | 042441-01-000 | EA  | Lock Asm. - Fuel Fill             |
| 4                                | 078200-01-000 | EA  | Gasket - Fuel Fill                |
| 5                                | NOTE          | EA  | Fuel Cap                          |
| 6                                | 083675-02-000 | EA  | Filler Neck - Fuel Fill           |
| * This part is chassis supplied. |               |     |                                   |

## CURTAIN, CUSHION & PAD GROUP

### NOTICE

In order to assist our Parts Sales Dept. in providing interior software items, please include the serial number and the color code number from the vehicle certification label when ordering. This label is located on the left sidewall at the end of the dash (A-Body), or on the driver's door latch plate (C-Body).

An example of a color code number is P31, which designates an overall color scheme of a particular unit. The color listed after the item description on the microfiche, indicates the overall unit color. Order the item you desire according to unit color code.



NOTE: Use this illustration when determining length and width measurements for curtains. You will note the width measurement is taken on the top of the curtain with the curtain fully extended. The length measurement is taken from top to bottom.

### CURTAIN & BLIND HARDWARE

| Key | Part Number   | U/M | Description  |
|-----|---------------|-----|--|
|     | 048394-02-000 | EA  | Tape - Hook - .75" Wide - Beige                      |
|     | 048395-02-000 | EA  | Tape - Loop - .75" Wide - Beige                      |
|     | 088792-01-000 | EA  | Tape - Hook - 5/8" - Non-Adhesive                    |
|     | 088792-02-000 | EA  | Tape - Loop - .75" - Adhesive - Beige                |
|     | 095591-02-000 | EA  | Bracket - Hold Down w/Pin - Clear Plastic            |
|     | 091904-01-000 | FT  | Track - Curtain - Beige                              |
|     | 089335-01-000 | FT  | Track - Curtain - Brown                              |
|     | 087253-01-000 | EA  | Pull - Shade - Clear Plastic                         |
|     | 084432-06-000 | EA  | Slot - Roller Shade - Plastic                        |
|     | 084434-01-000 | EA  | Bracket - Roller Shade - 1 3/8"                      |
|     | 083170-01-000 | EA  | Bracket - Installation - Blind - Right               |
|     | 083170-02-000 | EA  | Bracket - Installation - Blind - Left                |
|     | 097565-01-000 | EA  | Bracket - Mounting - Pleated Blind                   |
|     | 097472-01-AB6 | EA  | Trim Wood - Window Leg - 31.5"                       |
|     | 097593-01-000 | FT  | Cord - Pleated Blind - Blue (AA5, AA7)               |
|     | 097593-06-000 | FT  | Cord - Pleated Blind - Pewter (AA5, AA7)             |
|     | 097593-04-000 | FT  | Cord - Pleated Blind - Tourmaline (AA6)              |
|     | 091313-01-000 | EA  | Grommet - Headrest                                   |
|     | 046867-01-000 | EA  | Grommet - Brass - Shower Curtain - 7/16" ID x 1" OD  |
|     | 094896-02-000 | EA  | Grommet - Cord - Pleated Blind                       |
|     | 094907-02-000 | EA  | Hardware - End Cap - EZ Lift - Top                   |
|     | 094907-03-000 | EA  | Hardware - End Cap - EZ Lift - Bottom                |
|     | 097591-01-000 | EA  | Springs - Extension - EZ Lift                        |
|     | 097592-01-000 | EA  | Spool - Cord - Elevated Blind Holdup - Clear Plastic |
|     | 049887-03-000 | EA  | Curtain Rod - Flat - 66" - 120"                      |
|     | 076827-01-000 | EA  | Bracket - Leg - 2.9" x 18" - Triangle                |
|     | 076827-02-000 | EA  | Bracket - Leg - 2.9" x 18" - Triangle                |
|     | 081381-01-000 | EA  | Swivel - Snap Curtain Track Carrier                  |
|     | 059797-02-000 | EA  | Shell - Button - Plastic - #30                       |
|     | 089734-01-000 | EA  | Back - Button - Durasnap - #30                       |
|     | 089522-02-000 | EA  | Panel Leg - 31.5" Long - Black Plastic               |
|     | 089916-01-000 | EA  | Mount - Window Leg 6.3" - Black Aluminum             |

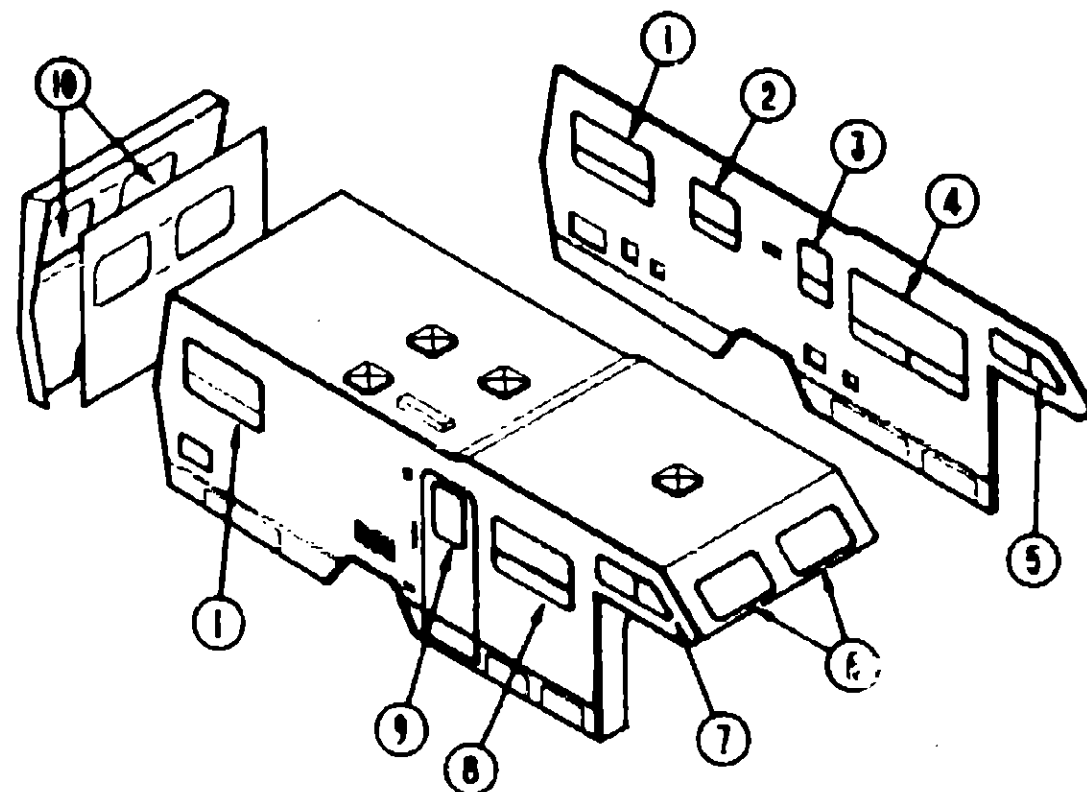
## 1990 WINNEBAGO TABLE OF CONTENTS

|                              |             |
|------------------------------|-------------|
| INTRODUCTION                 | A-01 - A-02 |
| ABBREVIATIONS                | A-03        |
| ALPHABETICAL/GROUP REFERENCE | A-04 - A-06 |
| WF424RC                      | A-07 - D-14 |
| WF426RT                      | D-15 - G-18 |
| WF427RT                      | G-19 - K-01 |

### 1990 WF427RT INDEX

|                                    |             |
|------------------------------------|-------------|
| Floor Plan                         | G-19 - G-20 |
| Accessories Group                  | G-21 - G-24 |
| Bath Group                         | H-01 - H-02 |
| Bedroom Group                      | H-03 - H-04 |
| Chassis Group                      | H-05 - H-08 |
| Curtain, Cushion & Pad Group       | H-10 - H-18 |
| Dinette Group                      | H-19 - H-20 |
| Driver's Compartment Group         | H-21 - H-23 |
| Electrical Group                   | H-24 - I-03 |
| Exterior Body Group                | I-04 - I-08 |
| Galley Group                       | I-09 - I-13 |
| Heating & Air Conditioning Group   | I-14 - I-15 |
| Interior Finish Group              | I-16 - I-18 |
| Labels Group                       | I-19 - J-01 |
| LP Group                           | J-02        |
| Lounge Group                       | J-03 - J-04 |
| Sealants & Fasteners Group         | J-05 - J-07 |
| Water & Sewage Group               | J-08 - J-11 |
| Window, Vent & Exterior Door Group | J-12 - K-01 |

## CURTAIN, CUSHION &amp; PAD GROUP (CONTINUED)



## CURTAINS, BLINDS, VALANCES &amp; TIEBACKS

| Key | Part Number   | U/M | Description   |
|-----|---------------|-----|---|
| 1   | 093453-47-AA5 | EA  | Valance Asm. - Gathered - 45.5"                         |
| 1   | 093453-47-AA6 | EA  | Valance Asm. - Gathered - 45.5"                         |
| 1   | 093453-48-AA7 | EA  | Valance Asm. - Gathered - 45.5"                         |
| 1   | 089058-75-AA5 | EA  | Leg Asm. - w/Hole - Gathered - Right Side - 28"         |
| 1   | 089058-75-AA6 | EA  | Leg Asm. - w/Hole - Gathered - Right Side - 28"         |
| 1   | 089058-76-AA7 | EA  | Leg Asm. - w/Hole - Gathered - Right Side - 28"         |
| 1   | 089058-18-AB1 | EA  | Leg Asm. - w/Hole - Gathered - Left Side - 28" (AA5)    |
| 1   | 089058-18-AB2 | EA  | Leg Asm. - w/Hole - Gathered - Left Side - 28" (AA6)    |
| 1   | 089058-30-AB8 | EA  | Leg Asm. - w/Hole - Gathered - Left Side (AA7)          |
| 1   | 096335-25-AA5 | EA  | Blind - Pleated - 38.5" x 28" Drop (AA5/AA7)            |
| 1   | 096335-25-AA6 | EA  | Blind - Pleated - 38.5" x 28" Drop                      |
| 2   | M96879-12-AB1 | EA  | Valance Asm. - Stained - w/Fabric Insert - 22" (AA5)    |
| 2   | M96879-12-AB2 | EA  | Valance Asm. - Stained - w/Fabric Insert - 22" (AA6)    |
| 2   | M96879-12-AB3 | EA  | Valance Asm. - Stained - w/Fabric Insert - 22" (AA7)    |
| 2   | 093475-36-01A | EA  | Blind - Mini 18.5" x 27.5" (AA5/AA6)                    |
| 2   | 093475-36-02A | EA  | Blind - Mini 18.5" x 27.5" (AA7)                        |
| 3   | 098724-01-AA5 | EA  | Valance Asm. - Wooden                                   |
| 3   | 093475-46-02A | EA  | Blind - Mini - 17.5" x 23.5" (AA5/AA6)                  |
| 3   | 093475-46-03A | EA  | Blind - Mini - 17.5" x 23.5" (AA7)                      |
| 4   | M96879-16-AA5 | EA  | Valance Asm. - Stained - w/Fabric Insert - 58.5"        |
| 4   | M96879-16-AA6 | EA  | Valance Asm. - Stained - w/Fabric Insert - 58.5"        |
| 4   | M96879-17-AA7 | EA  | Valance Asm. - Stained - w/Fabric Insert - 58.5"        |
| 4   | M97472-01-AA5 | EA  | Leg Asm. - Stained - w/Fabric Insert - Right Side       |
| 4   | M97472-01-AB7 | EA  | Leg Asm. - Stained - w/Fabric Insert - Right Side (AA6) |
| 4   | M97472-02-AB8 | EA  | Leg Asm. - Stained - w/Fabric Insert - Right Side (AA7) |
| 4   | M97472-05-AB1 | EA  | Leg Asm. - Stained - w/Fabric Insert - Left Side (AA5)  |
| 4   | M97472-05-AB2 | EA  | Leg Asm. - Stained - w/Fabric Insert - Left Side (AA6)  |
| 4   | M97472-06-AB3 | EA  | Leg Asm. - Stained - w/Fabric Insert - Left Side (AA7)  |
| 4   | 093475-40-01A | EA  | Blind - Mini - 51" x 33" Drop (AA5/AA6)                 |
| 4   | 093475-40-02A | EA  | Blind - Mini - 51" x 33" Drop (AA7)                     |

## CURTAIN, CUSHION &amp; PAD GROUP (CONTINUED)

## CURTAINS, BLINDS, VALANCES &amp; TIEBACKS (CONT.)

| Key | Part Number   | U/M | Description  |
|-----|---------------|-----|--|
| 5   | 073304-64-AA5 | EA  | Curtain Asm. - Snap Top - 18" x 25"                            |
| 5   | 073280-41-AA5 | EA  | Tieback Asm. - 2" x 16"  |
| 5   | 097878-10-AA5 | EA  | Valance Asm. - Angled - 5.5" x 34"                             |
| 6   | 073304-63-AA5 | EA  | Curtain Asm. - Snap Top - 21" x 45"                            |
| 6   | 073280-07-AA5 | EA  | Tieback Asm. - 2" x 16"  |
| 6   | 097878-01-AA5 | EA  | Valance Asm. - w/Wood Trim - 7" x 85.5"                        |
| 7   | 073304-64-AA5 | EA  | Curtain Asm. - Snap Top  |
| 7   | 073280-41-AA5 | EA  | Tieback Asm. - 2" x 16"  |
| 7   | 097878-09-AA5 | EA  | Valance Asm. - Angled - 5.5" x 34"                             |
| 8   | M96879-04-AB1 | EA  | Valance Asm. - Stained - w/Fabric Insert - 46.5" (AA5)         |
| 8   | M96879-04-AB2 | EA  | Valance Asm. - Stained - w/Fabric Insert - 46.5" (AA6)         |
| 8   | M96879-10-AB8 | EA  | Valance Asm. - Stained - w/Fabric Insert - 46.5" (AA7)         |
| 8   | M97472-07-AA5 | EA  | Leg Asm. - Stained - w/Fabric Insert - Right Side              |
| 8   | M97472-07-AA6 | EA  | Leg Asm. - Stained - w/Fabric Insert - Right Side              |
| 8   | M97472-09-AA7 | EA  | Leg Asm. - Stained - w/Fabric Insert - Right Side              |
| 8   | M97472-08-AA5 | EA  | Leg Asm. - Stained - w/Fabric Insert - Left Side               |
| 8   | M97472-08-AA6 | EA  | Leg Asm. - Stained - w/Fabric Insert - Left Side               |
| 8   | M97472-10-AA7 | EA  | Leg Asm. - Stained - w/Fabric Insert - Left Side               |
| 8   | 093475-41-01A | EA  | Blind - Mini - 39" x 26" Drop (AA5/AA6)                        |
| 8   | 093475-41-02A | EA  | Blind - Mini - 39" x 26" Drop (AA7)                            |
| 9   | 084755-57-AB6 | EA  | Shade Asm. - Pull - 27.25"                                     |
| 10  | 093453-59-AA5 | EA  | Valance Asm. - Gathered - 29.5"                                |
| 10  | 093453-59-AA6 | EA  | Valance Asm. - Gathered - 29.5"                                |
| 10  | 093453-60-AA7 | EA  | Valance Asm. - Gathered - 29.5"                                |
| 10  | 089058-17-AB1 | EA  | Leg Asm. - Gathered - Right Side - 28" (AA5)                   |
| 10  | 089058-17-AB2 | EA  | Leg Asm. - Gathered - Right Side - 28" (AA6)                   |
| 10  | 089058-29-AB8 | EA  | Leg Asm. - Gathered - Right Side - 28" (AA7)                   |
| 10  | 089058-18-AB1 | EA  | Leg Asm. - Gathered - Left Side - 28" (AA5)                    |
| 10  | 089058-18-AB2 | EA  | Leg Asm. - Gathered - Left Side - 28" (AA6)                    |
| 10  | 089058-30-AB8 | EA  | Leg Asm. - Gathered - Left Side - 28" (AA7)                    |
| 10  | 096335-39-AA5 | EA  | Blind - Pleated - 23" x 28" Drop (AA5/AA7)                     |
| 10  | 096335-39-AA6 | EA  | Blind - Pleated - 23" x 28" Drop                               |
| 10  | 093453-23-AA5 | EA  | Valance Asm. - Gathered - 72"                                  |
| 10  | 093453-23-AA6 | EA  | Valance Asm. - Gathered - 72"                                  |
| 10  | 093453-46-AA7 | EA  | Valance Asm. - Gathered - 72"                                  |
| 10  | 089058-17-AB1 | EA  | Leg Asm. - Gathered - Right Side - 28" (AA5)                   |
| 10  | 089058-17-AB2 | EA  | Leg Asm. - Gathered - Right Side - 28" (AA6)                   |
| 10  | 089058-29-AB8 | EA  | Leg Asm. - Gathered - Right Side - 28" (AA7)                   |
| 10  | 089058-18-AB1 | EA  | Leg Asm. - Gathered - Left Side - 28" (AA5)                    |
| 10  | 089058-18-AB2 | EA  | Leg Asm. - Gathered - Left Side - 28" (AA6)                    |
| 10  | 089058-30-AB8 | EA  | Leg Asm. - Gathered - Left Side - 28" (AA7)                    |
| 10  | 096335-41-AA5 | EA  | Blind - Pleated - 67.5" x 28" Drop (AA5/AA7)                   |
| 10  | 096335-41-AA6 | EA  | Blind - Pleated - 67.5" x 28" Drop                             |
| 10  | 093452-01-AB6 | EA  | Curtain Asm. - Snap Top - 48" x 50" - Right Blackout           |
| 10  | 093452-02-AB6 | EA  | Curtain Asm. - Snap Top - 48" x 50" - Left Blackout            |
| 10  | 073295-04-AA5 | EA  | Curtain Asm. - w/Lining - Front Wraparound - 23" x 64" - Right |
| 10  | 073295-06-AA5 | EA  | Curtain Asm. - w/Lining - Front Wraparound - 23" x 64" - Left  |
| 10  | 073280-23-AB6 | EA  | Tieback Asm. - 3" x 18"  |

\* These parts were used with the Double Bed (Option L46L)

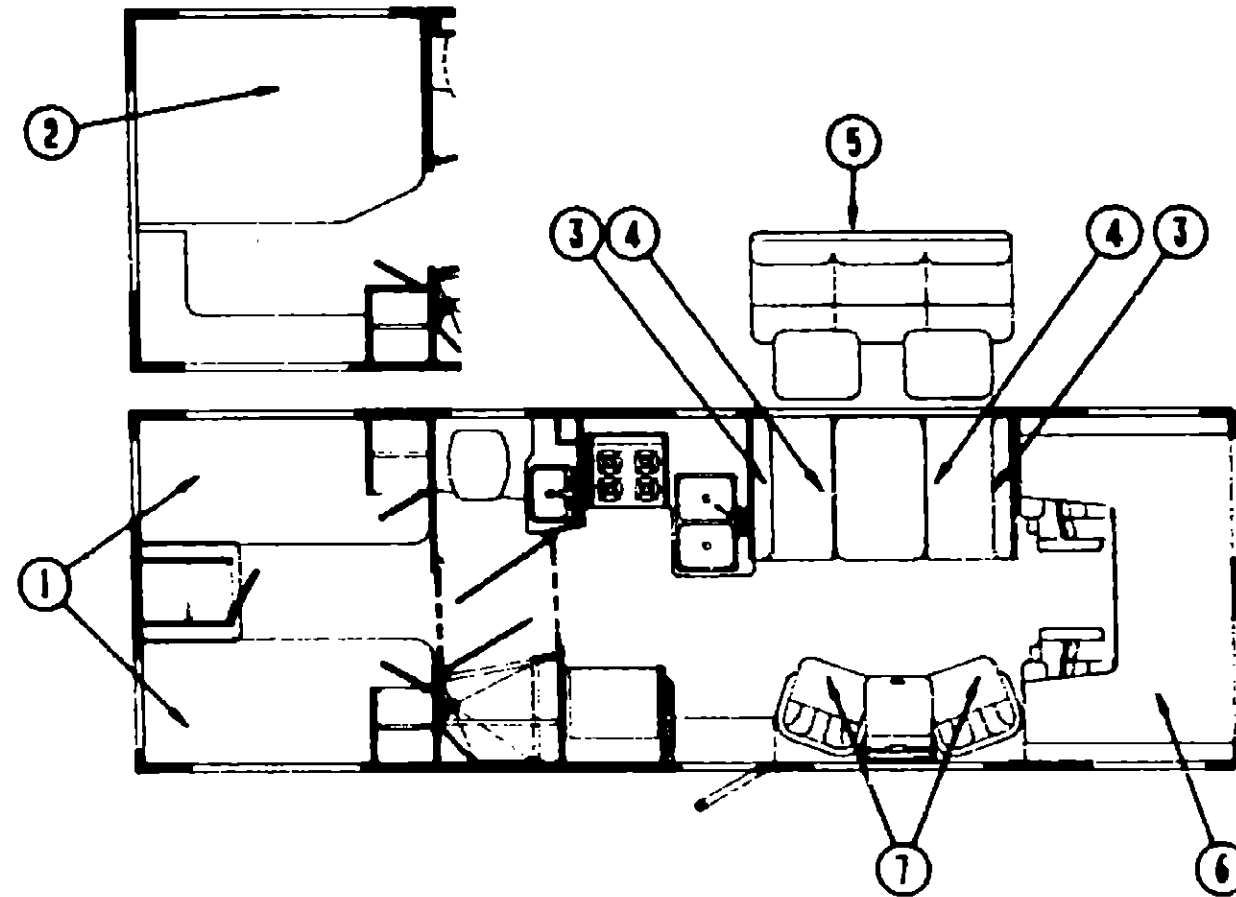
1990 WINNEBAGO  
TABLE OF CONTENTS

|                              |             |
|------------------------------|-------------|
| INTRODUCTION                 | A-01 - A-02 |
| ABBREVIATIONS                | A-03        |
| ALPHABETICAL/GROUP REFERENCE | A-04 - A-08 |
| WF424RC                      | A-07 - D-14 |
| WF426RT                      | D-15 - G-18 |
| WF427RT                      | G-19 - K-01 |

## 1990 WF427RT INDEX

|                                    |             |
|------------------------------------|-------------|
| Floor Plan                         | G-19 - G-20 |
| Accessories Group                  | G-21 - G-24 |
| Bath Group                         | H-01 - H-02 |
| Bedroom Group                      | H-03 - H-04 |
| Chassis Group                      | H-05 - H-08 |
| Curtain, Cushion & Pad Group       | H-10 - H-18 |
| Dinette Group                      | H-19 - H-20 |
| Driver's Compartment Group         | H-21 - H-23 |
| Electrical Group                   | H-24 - I-03 |
| Exterior Body Group                | I-04 - I-08 |
| Galley Group                       | I-09 - I-13 |
| Heating & Air Conditioning Group   | I-14 - I-15 |
| Interior Finish Group              | I-16 - I-18 |
| Labels Group                       | I-19 - J-01 |
| LP Group                           | J-02        |
| Lounge Group                       | J-03 - J-04 |
| Sealants & Fasteners Group         | J-05 - J-07 |
| Water & Sewage Group               | J-08 - J-11 |
| Window, Vent & Exterior Door Group | J-12 - K-01 |

## CURTAIN, CUSHION &amp; PAD GROUP (CONTINUED)



TWIN BED &amp; MATTRESS

| Key | Part Number   | U/M | Description                            |
|-----|---------------|-----|--|
| 1   | 098176-01-000 | EA  | Mattress - Innerspring - 32" x 74"     |
|     | 092371-10-AB6 | EA  | Bedspring - Twin Bed - Passenger (AA5) |
|     | 092371-10-AB7 | EA  | Bedspring - Twin Bed - Passenger (AA6) |
|     | 092371-08-AB8 | EA  | Bedspring - Twin Bed - Passenger (AA7) |
|     | 092371-11-AB6 | EA  | Bedspring - Twin Bed - Driver (AA5)    |
|     | 092371-11-AB7 | EA  | Bedspring - Twin Bed - Driver (AA6)    |
|     | 092371-09-AB8 | EA  | Bedspring - Twin Bed - Driver (AA7)    |
|     | 081997-04-AB6 | EA  | Pillow Sham (AA5)                      |
|     | 081997-04-AB7 | EA  | Pillow Sham (AA6)                      |
|     | 081997-05-AB8 | EA  | Pillow Sham (AA7)                      |
|     | 088273-45-000 | YD  | Fabric - Bedspring (AA5)               |
|     | 088273-46-000 | YD  | Fabric - Bedspring (AA6)               |
|     | 088273-39-000 | YD  | Fabric - Bedspring (AA7)               |

DOUBLE BED &amp; MATTRESS (OPTION L44)

| Key | Part Number   | U/M | Description                        |
|-----|---------------|-----|------------------------------------|
| 2   | 098176-06-000 | EA  | Mattress - Innerspring - 53" x 74" |
|     | 092371-15-AA5 | EA  | Bedspring - Double Bed (AA5)       |
|     | 092371-15-AA6 | EA  | Bedspring - Double Bed (AA6)       |
|     | 092371-16-AA7 | EA  | Bedspring - Double Bed (AA7)       |
|     | 081997-04-AB6 | EA  | Pillow Sham (AA5)                  |
|     | 081997-04-AB7 | EA  | Pillow Sham (AA6)                  |
|     | 081997-05-AB8 | EA  | Pillow Sham (AA7)                  |
|     | 088273-45-000 | YD  | Fabric - Bedspring (AA5)           |
|     | 088273-46-000 | YD  | Fabric - Bedspring (AA6)           |
|     | 088273-39-000 | YD  | Fabric - Bedspring (AA7)           |

## CURTAIN, CUSHION &amp; PAD GROUP (CONTINUED)

## DINETTE CUSHION

| Key | Part Number   | U/M | Description  |
|-----|---------------|-----|--|
| 3   | 088927-49-AB6 | EA  | Cushion Asm. - Dinette Back - 13.5" x 38" x 5" (AA5) |
| 3   | 088927-49-AB7 | EA  | Cushion Asm. - Dinette Back - 13.5" x 38" x 5" (AA6) |
| 3   | 088927-58-AB3 | EA  | Cushion Asm. - Dinette Back - 13.5" x 38" x 5" (AA7) |
|     | M88927-49-AB6 | EA  | Cover Asm. - Dinette Back Cushion (AA5)              |
|     | M88927-49-AB7 | EA  | Cover Asm. - Dinette Back Cushion (AA6)              |
|     | M88927-58-AB3 | EA  | Cover Asm. - Dinette Back Cushion (AA7)              |
| 4   | 088927-40-AB6 | EA  | Cushion Asm. - Dinette Seat - 22" x 38" x 5" (AA5)   |
| 4   | 088927-40-AB7 | EA  | Cushion Asm. - Dinette Seat - 22" x 38" x 5" (AA6)   |
| 4   | 088927-59-AB3 | EA  | Cushion Asm. - Dinette Seat - 22" x 38" x 5" (AA7)   |
|     | M88927-40-AB6 | EA  | Cover Asm. - Dinette Seat Cushion (AA5)              |
|     | M88927-40-AB7 | EA  | Cover Asm. - Dinette Seat Cushion (AA6)              |
|     | M88927-59-AB3 | EA  | Cover Asm. - Dinette Seat Cushion (AA7)              |
|     | 096008-01-000 | YD  | Fabric - Dinette Cushions (AA5)                      |
|     | 096008-02-000 | YD  | Fabric - Dinette Cushions (AA6)                      |
|     | 096008-17-000 | YD  | Fabric - Dinette Cushions (AA7)                      |
|     | 079680-09-000 | YD  | Vinyl - Off White                                    |

## PRESTO BED (OPTION L041)

| Key | Part Number   | U/M | Description                          |
|-----|---------------|-----|--------------------------------------|
| 5   | 091826-06-AA5 | EA  | Bed Asm. - Presto - Complete         |
| 5   | 091826-06-AA6 | EA  | Bed Asm. - Presto - Complete         |
| 5   | 091826-06-AA7 | EA  | Bed Asm. - Presto - Complete         |
|     | M91826-06-AA5 | EA  | Cover Asm. - Presto Bed              |
|     | M91826-06-AA6 | EA  | Cover Asm. - Presto Bed              |
|     | M91826-06-AA7 | EA  | Cover Asm. - Presto Bed              |
|     | 057470-02-000 | EA  | Frame Asm. - Back                    |
|     | 081923-02-000 | EA  | Frame Asm. - Seat                    |
|     | 081922-01-000 | EA  | Frame Asm. - Mechanism - Right       |
|     | 081922-02-000 | EA  | Frame Asm. - Mechanism - Left        |
|     | 081922-04-000 | EA  | Hardware Kit                         |
|     | 081922-05-000 | EA  | Bar - Spacer - Couch                 |
|     | 082525-01-000 | EA  | Brace - Couch Floor                  |
|     | 083125-05-000 | EA  | Brace - Angle - Couch - 2.5" - Beige |
|     | 096008-01-000 | YD  | Fabric - Presto Bed (AA5)            |
|     | 096008-02-000 | YD  | Fabric - Presto Bed (AA6)            |
|     | 096008-17-000 | YD  | Fabric - Presto Bed (AA7)            |

## FRONT BUNK

| Key | Part Number   | U/M | Description   |
|-----|---------------|-----|---|
| 6   | 073310-07-AA5 | EA  | Cushion Asm. - Front Bunk - 22" x 31" x 76" x 4"                |
| 6   | 073310-07-AA6 | EA  | Cushion Asm. - Front Bunk - 22" x 31" x 76" x 4"                |
| 6   | 073310-07-AA7 | EA  | Cushion Asm. - Front Bunk - 22" x 31" x 76" x 4"                |
|     | M73310-07-AA5 | EA  | Cover Asm. - Front Bunk Cushion                                 |
|     | M73310-07-AA6 | EA  | Cover Asm. - Front Bunk Cushion                                 |
|     | M73310-07-AA7 | EA  | Cover Asm. - Front Bunk Cushion                                 |
|     | 079145-08-000 | EA  | Cushion Asm. - Front Bunk - 25" x 74" x 3.5" (Option L44 & L49) |
|     | M79145-08-000 | EA  | Cover Asm. - Front Bunk Cushion (Option L44 & L49)              |
|     | 096008-01-000 | YD  | Fabric - Front Bunk Cushion (AA5)                               |
|     | 096008-02-000 | YD  | Fabric - Front Bunk Cushion (AA6)                               |
|     | 096008-17-000 | YD  | Fabric - Front Bunk Cushion (AA7)                               |

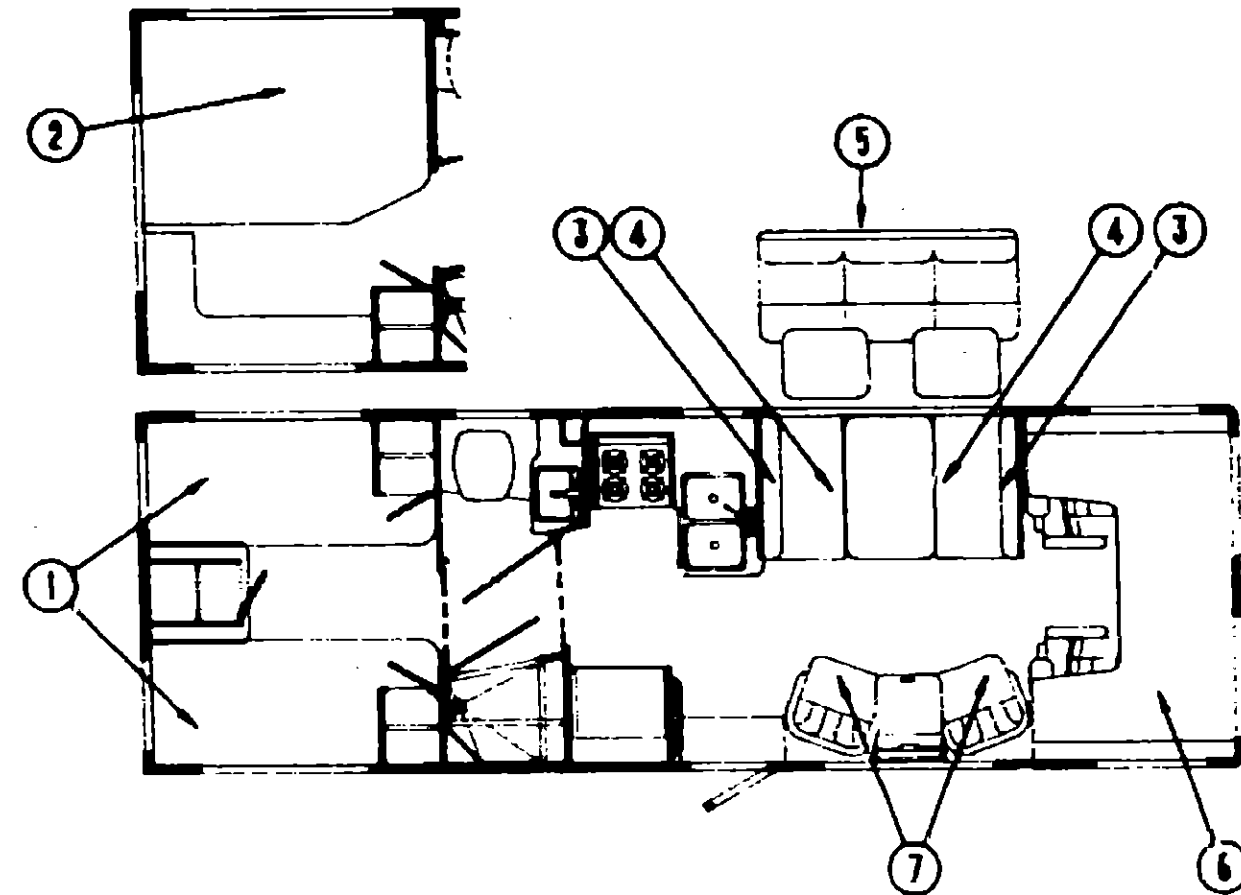
1990 WINNEBAGO  
TABLE OF CONTENTS

|                              |             |
|------------------------------|-------------|
| INTRODUCTION                 | A-01 - A-02 |
| ABBREVIATIONS                | A-03        |
| ALPHABETICAL/GROUP REFERENCE | A-04 - A-08 |
| WF424RC                      | A-07 - D-14 |
| WF426RT                      | D-15 - G-18 |
| WF427RT                      | G-19 - K-01 |

## 1990 WF427RT INDEX

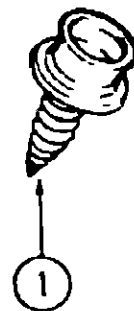
|                                    |             |
|------------------------------------|-------------|
| Floor Plan                         | G-19 - G-20 |
| Accessories Group                  | G-21 - G-24 |
| Bath Group                         | H-01 - H-02 |
| Bedroom Group                      | H-03 - H-04 |
| Chassis Group                      | H-05 - H-08 |
| Curtain, Cushion & Pad Group       | H-10 - H-18 |
| Dinette Group                      | H-19 - H-20 |
| Driver's Compartment Group         | H-21 - H-23 |
| Electrical Group                   | H-24 - I-03 |
| Exterior Body Group                | I-04 - I-08 |
| Gallery Group                      | I-09 - I-13 |
| Heating & Air Conditioning Group   | I-14 - I-15 |
| Interior Finish Group              | I-16 - I-18 |
| Labels Group                       | I-19 - J-01 |
| LP Group                           | J-02        |
| Lounge Group                       | J-03 - J-04 |
| Sealants & Fasteners Group         | J-05 - J-07 |
| Water & Sewage Group               | J-08 - J-11 |
| Window, Vent & Exterior Door Group | J-12 - K-01 |

# CURTAIN, CUSHION & PAD GROUP (CONTINUED)



SWIVEL CHAIR

| Key | Part Number   | U/M | Description                      |
|-----|---------------|-----|----------------------------------|
| 7   | 085059-02-AA5 | EA  | Chair Asm. - Celebrity           |
| 7   | 085059-02-AA6 | EA  | Chair Asm. - Celebrity           |
| 7   | 085059-03-AA7 | EA  | Chair Asm. - Celebrity           |
|     | 085187-02-AA5 | EA  | Skirt Asm.                       |
|     | 085187-02-AA6 | EA  | Skirt Asm.                       |
|     | 085187-01-A99 | EA  | Skirt Asm.                       |
|     | 088245-03-000 | EA  | Plate - Non-Tilt - Swivel w/Lock |
|     | 088245-01-000 | EA  | Base w/Legs - Chair              |
|     | 088245-06-000 | EA  | Extension - 7"                   |
|     | 090354-01-000 | EA  | Frame - Swivel Chair - Steel     |
|     | 096008-01-000 | YD  | Fabric - Swivel Chair (AA5)      |
|     | 096008-02-000 | YD  | Fabric - Swivel Chair (AA6)      |
|     | 096008-25-000 | YD  | Fabric - Swivel Chair (AA7)      |



| Key | Part Number   | U/M | Description                          |
|-----|---------------|-----|--------------------------------------|
| 1   | 029130-01-000 | EA  | Socket - Snap Fastener               |
| 2   | 029155-01-000 | EA  | Cap - Snap - .156" Dia. x 17" Barrel |
| 3   | 029156-01-000 | EA  | Socket - Snap Fastener               |
| 4   | 029092-01-000 | EA  | Stud - Nickel Finish                 |
| 5   | 029093-01-000 | EA  | Eyelet - Nickel Finish               |

# CURTAIN, CUSHION & PAD GROUP (CONTINUED)

## ROYALE BUCKET SEAT

| Key | Part Number   | U/M | Description                           |
|-----|---------------|-----|---------------------------------------|
|     | 083450-06-AA5 | EA  | Seat Asm. - Bucket - Driver           |
|     | 083450-06-AA6 | EA  | Seat Asm. - Bucket - Driver           |
|     | 083450-06-AA7 | EA  | Seat Asm. - Bucket - Driver           |
|     | 083450-11-AA5 | EA  | Seat Asm. - Bucket - Driver           |
|     | 083450-11-AA6 | EA  | Seat Asm. - Bucket - Driver           |
|     | 083450-13-AA7 | EA  | Seat Asm. - Bucket - Driver           |
|     | 083450-07-AA5 | EA  | Seat Asm. - Bucket - Passenger        |
|     | 083450-07-AA6 | EA  | Seat Asm. - Bucket - Passenger        |
|     | 083450-09-AA7 | EA  | Seat Asm. - Bucket - Passenger        |
|     | 083450-12-AA5 | EA  | Seat Asm. - Bucket - Passenger        |
|     | 083450-12-AA6 | EA  | Seat Asm. - Bucket - Passenger        |
|     | 083450-14-AA7 | EA  | Seat Asm. - Bucket - Passenger        |
|     | M03445-01-AA5 | EA  | Cover Asm. - Bucket Seat - Bottom     |
|     | M03445-01-AA6 | EA  | Cover Asm. - Bucket Seat - Bottom     |
|     | M03445-03-AA7 | EA  | Cover Asm. - Bucket Seat - Bottom     |
|     | M03445-30-AA5 | EA  | Cover Asm. - Bucket Seat - Bottom     |
|     | M03445-30-AA6 | EA  | Cover Asm. - Bucket Seat - Bottom     |
|     | M03445-32-AA7 | EA  | Cover Asm. - Bucket Seat - Bottom     |
|     | M03445-02-AA5 | EA  | Cover Asm. - Bucket Seat - Back       |
|     | M03445-02-AA6 | EA  | Cover Asm. - Bucket Seat - Back       |
|     | M03445-04-AA7 | EA  | Cover Asm. - Bucket Seat - Back       |
|     | M03445-31-AA5 | EA  | Cover Asm. - Bucket Seat - Back       |
|     | M03445-31-AA6 | EA  | Cover Asm. - Bucket Seat - Back       |
|     | M03445-33-AA7 | EA  | Cover Asm. - Bucket Seat - Back       |
|     | 080243-32-Y30 | EA  | Armrest Asm. - Right (AA5)            |
|     | 080243-32-AA6 | EA  | Armrest Asm. - Right (AA6)            |
|     | 080243-32-AA9 | EA  | Armrest Asm. - Right (AA7)            |
|     | M80243-32-Y30 | EA  | Cover Asm. - Right Armrest (AA5)      |
|     | M80243-32-AA6 | EA  | Cover Asm. - Right Armrest (AA6)      |
|     | M80243-32-AA9 | EA  | Cover Asm. - Right Armrest (AA7)      |
|     | 080243-33-Y30 | EA  | Armrest Asm. - Left (AA5)             |
|     | 080243-33-AA6 | EA  | Armrest Asm. - Left (AA6)             |
|     | 080243-33-AA9 | EA  | Armrest Asm. - Left (AA7)             |
|     | M80243-33-Y30 | EA  | Cover Asm. - Left Armrest (AA5)       |
|     | M80243-33-AA6 | EA  | Cover Asm. - Left Armrest (AA6)       |
|     | M80243-33-AA9 | EA  | Cover Asm. - Left Armrest (AA7)       |
|     | 085268-01-Y24 | EA  | Headrest Asm. (AA5) (Option L04E)     |
|     | 085268-01-AA6 | EA  | Headrest Asm. (AA6) (Option L04E)     |
|     | 085268-01-AA9 | EA  | Headrest Asm. (AA7) (Option L04E)     |
|     | M85268-01-Y24 | EA  | Cover Asm. - Headrest (Option L04E)   |
|     | M85268-01-AA6 | EA  | Cover Asm. - Headrest (Option L04E)   |
|     | M85268-01-AA9 | EA  | Cover Asm. - Headrest (Option L04E)   |
|     | 079349-04-X75 | YD  | Wetling Asm. - Headrest (Option L04E) |
|     | 079349-04-AA6 | YD  | Wetling Asm. - Headrest (Option L04E) |
|     | 079349-04-AA9 | YD  | Wetling Asm. - Headrest (Option L04E) |
|     | 081172-01-000 | EA  | Trim - Headrest - Black - Plastic     |
|     | 091313-01-000 | EA  | Grommet - Headrest                    |
|     | 088274-33-000 | YD  | Fabric - Bucket Seat (AA5)            |
|     | 088274-80-000 | YD  | Fabric - Bucket Seat (AA6)            |
|     | 096008-25-000 | YD  | Fabric - Bucket Seat (AA7)            |

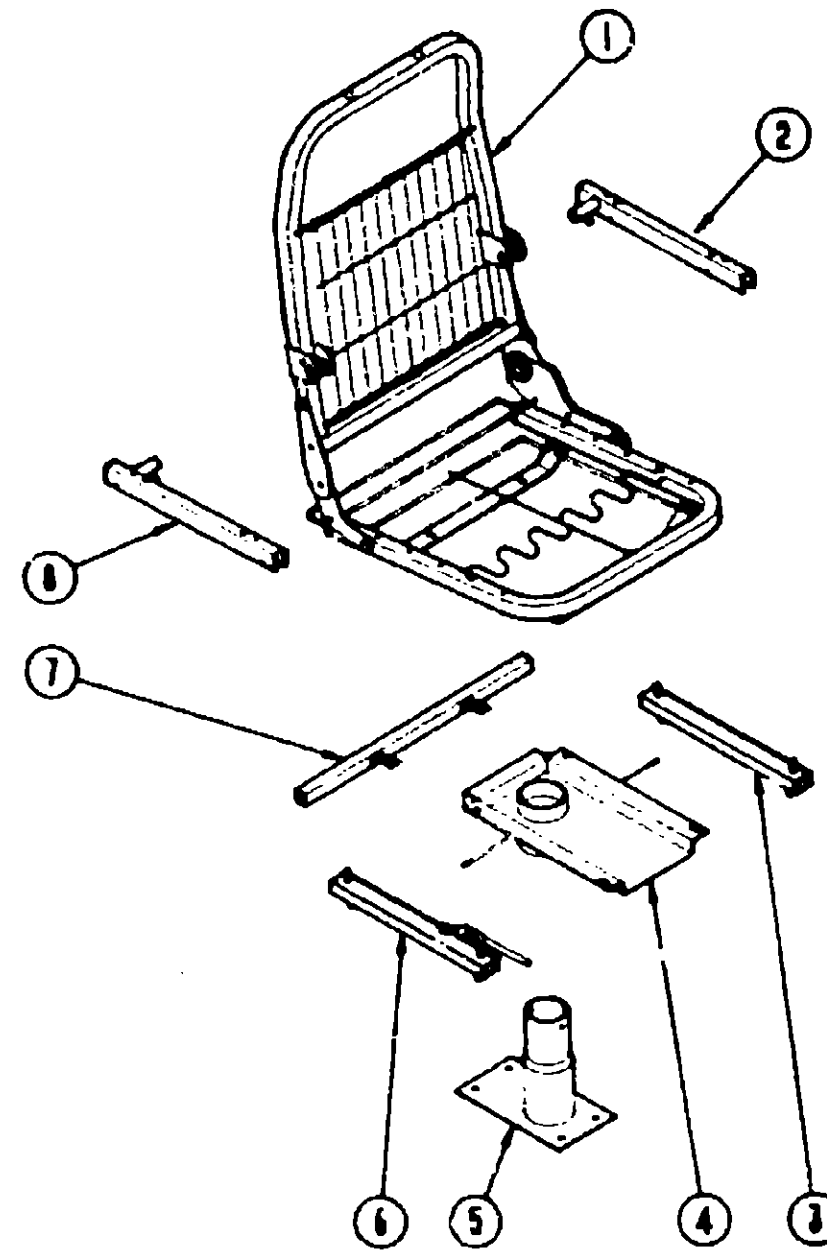
These parts are used after 4/15/90 on.

## 1990 WINNEBAGO TABLE OF CONTENTS

|                              |             |
|------------------------------|-------------|
| INTRODUCTION                 | A-01 - A-02 |
| ABBREVIATIONS                | A-03        |
| ALPHABETICAL GROUP REFERENCE | A-04 - A-06 |
| WF424RC                      | A-07 - D-14 |
| WF426RT                      | D-15 - G-18 |
| WF427RT                      | G-19 - K-01 |

## 1990 WF427RT INDEX

|                                    |             |
|------------------------------------|-------------|
| Floor Plan                         | G-19 - G-20 |
| Accessories Group                  | G-21 - G-24 |
| Bath Group                         | H-01 - H-02 |
| Bedroom Group                      | H-03 - H-04 |
| Chassis Group                      | H-05 - H-09 |
| Curtain, Cushion & Pad Group       | H-10 - H-18 |
| Dinette Group                      | H-19 - H-20 |
| Driver's Compartment Group         | H-21 - H-23 |
| Electrical Group                   | H-24 - I-03 |
| Exterior Body Group                | I-04 - I-08 |
| Galley Group                       | I-09 - I-13 |
| Heating & Air Conditioning Group   | I-14 - I-15 |
| Interior Finish Group              | I-16 - I-18 |
| Labels Group                       | I-19 - J-01 |
| LP Group                           | J-02        |
| Lounge Group                       | J-03 - J-04 |
| Sealants & Fasteners Group         | J-05 - J-07 |
| Water & Sewage Group               | J-08 - J-11 |
| Window, Vent & Exterior Door Group | J-12 - K-01 |



BUCKET SEAT HARDWARE

| Key | Part Number   | U/M | Description                                |
|-----|---------------|-----|--|
| 1   | M80906-01-000 | EA  | Frame Asm. - Bucket Seat                   |
| 2   | 081286-02-000 | EA  | Frame - Armrest - Left                     |
| 3   | 069246-02-000 | EA  | Adjuster Asm. - Seat w/o lock              |
| 4   | 069585-27-000 | EA  | Top Plate - Non-Powered Seat               |
| 5   | 069585-02-000 | EA  | Sub Plate - Base - Bucket Seat - 12" x 13" |
| 6   | 069246-01-000 | EA  | Adjuster Asm. - Seat w/lock                |
| 7   | 069585-29-000 | EA  | Seat Belt Bar - 20"                        |
| 8   | 081268-01-000 | EA  | Frame - Armrest - Right                    |
|     | 080730-02-000 | EA  | Recliner - Seat Back - Left Hand           |
|     | 080730-03-700 | EA  | Handle Kit - Recliner                      |
|     | 080730-04-000 | EA  | Screw - Recliner Handle                    |
|     | 080730-05-000 | EA  | Shield - Recliner                          |
|     | 089368-04-000 | EA  | Frame - Cable - Remote - Swivel            |
|     | 097683-01-000 | EA  | Bracket Mount - Swivel Remote              |
|     | 081361-01-000 | EA  | Rod - Armrest - Metal                      |

## FABRIC &amp; FLOOR COVERING

| Key | Part Number   | U/M | Description   |
|-----|---------------|-----|---|
|     | 098008-01-000 | YD  | Fabric - Upholstery - Patterned Velour (AA5)        |
|     | 098008-02-000 | YD  | Fabric - Upholstery - Patterned Velour (AA6)        |
|     | 098008-17-000 | YD  | Fabric - Upholstery - Patterned Velour (AA7)        |
|     | 088274-33-000 | YD  | Fabric - Upholstery - Accent (AA5)                  |
|     | 088274-80-000 | YD  | Fabric - Upholstery - Accent (AA6)                  |
|     | 098008-25-000 | YD  | Fabric - Upholstery - Accent (AA7)                  |
|     | 088273-45-000 | YD  | Fabric - Bedspread - Plain (AA5)                    |
|     | 088273-46-000 | YD  | Fabric - Bedspread - Plain (AA6)                    |
|     | 088273-32-000 | YD  | Fabric - Bedspread - Patterned (AA7)                |
|     | 088273-42-000 | YD  | Fabric - Bedroom Curtain Drapery - Plain (AA5, AA6) |
|     | 072333-74-000 | YD  | Fabric - Bedroom Curtain Drapery - Plain (AA7)      |
|     | 081826-01-000 | YD  | Backing - Quilting - White                          |
|     | 087272-01-000 | YD  | Lining - Drapery - 48" Ivory                        |
|     | 079680-01-000 | YD  | Vinyl - Expanded - Buckskin (End Caps)              |
|     | 079680-09-000 | YD  | Vinyl - Off White                                   |
|     | 047034-02-000 | SF  | Plastic - Carpet Runner - 4' Wide - Clear Poly      |
|     | 096060-06-000 | SY  | Carpet - Tumbleweed (AA5)                           |
|     | 096060-12-000 | SY  | Carpet - Tumbleweed (AA5)                           |
|     | 072860-89-000 | SY  | Carpet - Blue Bonnet (AA6)                          |
|     | 096060-13-000 | SY  | Carpet - Blue Bonnet (AA6)                          |
|     | 072860-69-000 | SY  | Carpet - Rose Mist (AA7)                            |

• These parts were used from 1/8/90 on.

## TRIMS &amp; PADS

| Key | Part Number   | U/M | Description  |
|-----|---------------|-----|--|
|     | 070578-06-T03 | EA  | Button Asm. - #30 - Vinyl - Beige                      |
|     | 070578-06-B05 | EA  | Button Asm. - #30 - Vinyl - Off White                  |
|     | 070578-01-Y70 | EA  | Button Asm. - Screw Type - #30 (AA5)                   |
|     | 070578-01-AB7 | EA  | Button Asm. - Screw Type - #30 (AA6)                   |
|     | 070578-01-AA4 | EA  | Button Asm. - Screw Type - #30 (AA7)                   |
|     | 069885-16-AA3 | EA  | Motor Cover w/Pocket (AA5, AA6)                        |
|     | 069885-16-AA4 | EA  | Motor Cover w/Pocket (AA7)                             |
|     | 098432-01-AB1 | EA  | Pad Asm. - Seat Edge - Dinette - Rear (AA5)            |
|     | 098432-01-AB2 | EA  | Pad Asm. - Seat Edge - Dinette - Rear (AA6)            |
|     | 098432-01-AB3 | EA  | Pad Asm. - Seat Edge - Dinette - Rear (AA7)            |
|     | 098432-03-AA5 | EA  | Pad Asm. - Seat Edge - Dinette - Rear                  |
|     | 098432-03-AA6 | EA  | Pad Asm. - Seat Edge - Dinette - Rear                  |
|     | 098432-03-AA7 | EA  | Pad Asm. - Seat Edge - Dinette - Rear                  |
|     | 098432-02-AB1 | EA  | Pad Asm. - Seat Edge - Dinette - Front (AA5)           |
|     | 098432-02-AB2 | EA  | Pad Asm. - Seat Edge - Dinette - Front (AA6)           |
|     | 098432-02-AB3 | EA  | Pad Asm. - Seat Edge - Dinette - Front (AA7)           |
|     | 098433-01-AB1 | EA  | Pad Asm. - Seat Base Edge - Dinette (AA5) (2 required) |
|     | 098433-01-AB2 | EA  | Pad Asm. - Seat Base Edge - Dinette (AA6) (2 required) |
|     | 098433-01-AB3 | EA  | Pad Asm. - Seat Base Edge - Dinette (AA7) (2 required) |
|     | 098454-01-AB1 | EA  | Pad Asm. - Back Rest - Dinette (AA5) (2 required)      |
|     | 098454-01-AB2 | EA  | Pad Asm. - Back Rest - Dinette (AA6) (2 required)      |
|     | 098454-01-AB3 | EA  | Pad Asm. - Back Rest - Dinette (AA7) (2 required)      |

• These parts were used from 3/9/90 on.

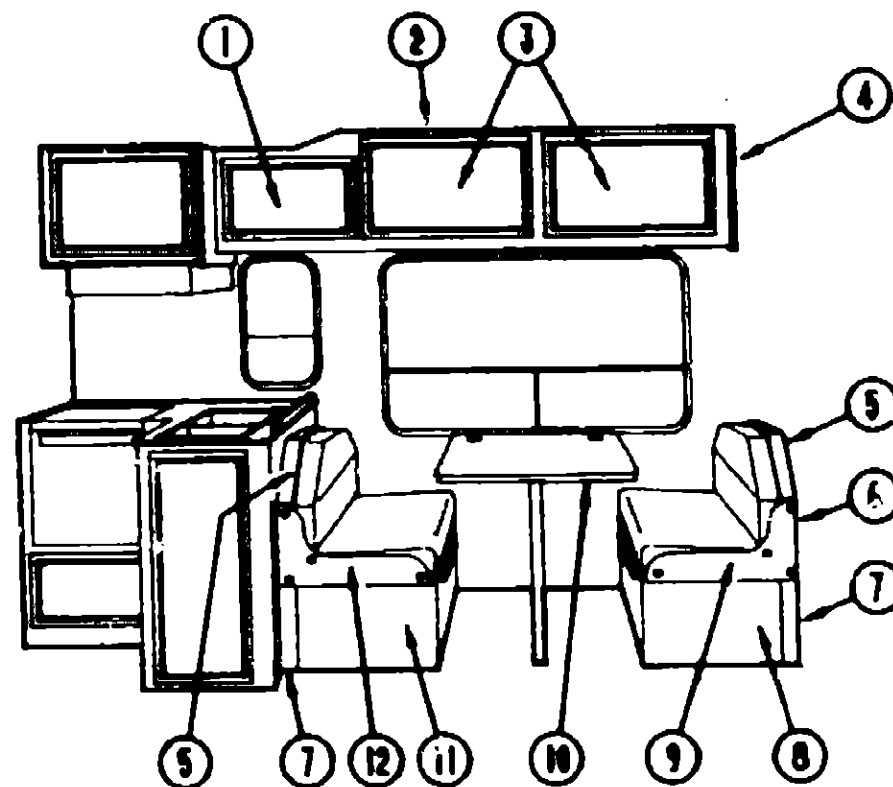
1990 WINNEBAGO  
TABLE OF CONTENTS

|                              |             |
|------------------------------|-------------|
| INTRODUCTION                 | A-01 - A-02 |
| ABBREVIATIONS                | A-03        |
| ALPHABETICAL/GROUP REFERENCE | A-04 - A-06 |
| WF424RC                      | A-07 - D-14 |
| WF426RT                      | D-15 - G-18 |
| WF427RT                      | G-19 - K-01 |

## 1990 WF427RT INDEX

|                                    |             |
|------------------------------------|-------------|
| Floor Plan                         | G-19 - G-20 |
| Accessories Group                  | G-21 - G-24 |
| Bath Group                         | H-01 - H-02 |
| Bedroom Group                      | H-03 - H-04 |
| Chassis Group                      | H-05 - H-09 |
| Curtain, Cushion & Pad Group       | H-10 - H-18 |
| Dinette Group                      | H-19 - H-20 |
| Driver's Compartment Group         | H-21 - H-23 |
| Electrical Group                   | H-24 - I-03 |
| Exterior Body Group                | I-04 - I-08 |
| Galley Group                       | I-09 - I-13 |
| Heating & Air Conditioning Group   | I-14 - I-15 |
| Interior Finish Group              | I-16 - I-18 |
| Labels Group                       | I-19 - J-01 |
| LP Group                           | J-02        |
| Lounge Group                       | J-03 - J-04 |
| Sealants & Fasteners Group         | J-05 - J-07 |
| Water & Sewage Group               | J-08 - J-11 |
| Window, Vent & Exterior Door Group | J-12 - K-01 |

## DINETTE GROUP



### DINETTE CABINETRY & HARDWARE

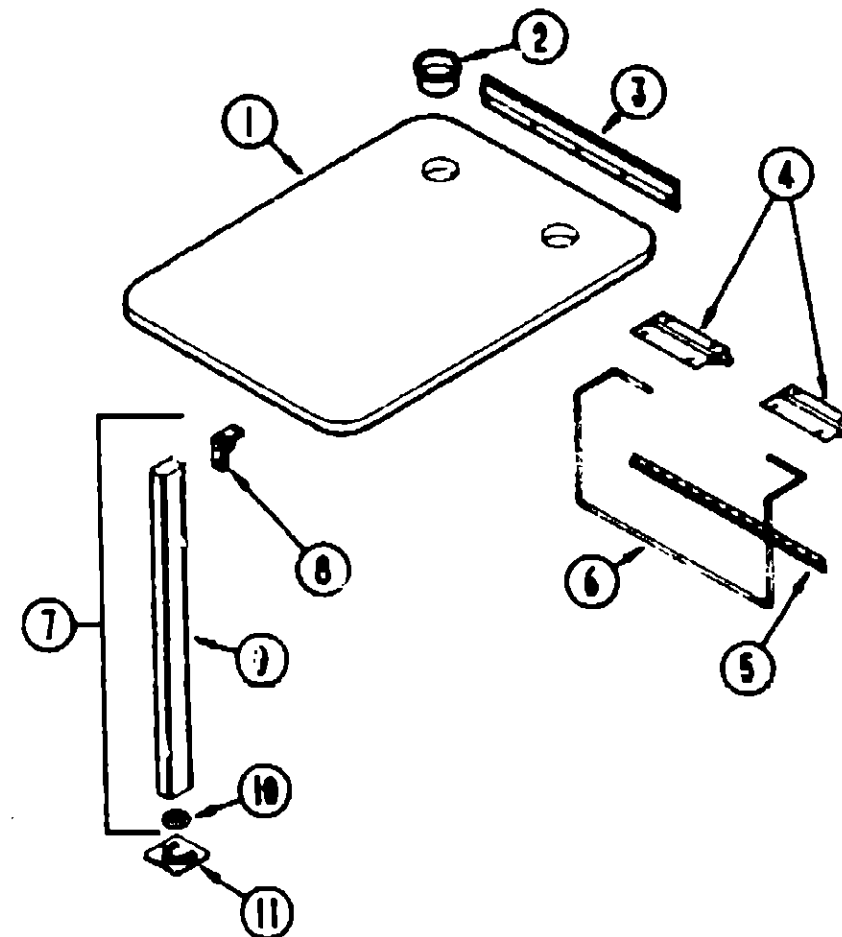
| Key  | Part Number   | U/M | Description   |
|------|---------------|-----|---|
| 1    | M88304-A2-AA5 | EA  | Door Asm. - Dinette Overhead - 11" x 21.8" - w/o Hardware   |
| 2    | M99875-01-AA5 | EA  | Cabinet Asm. - Dinette Overhead - w/o Doors or Hardware     |
| 3    | M88304-84-AB6 | EA  | Door Asm. - Dinette Overhead - 14.3" x 26.7" - w/o Hardware |
| 4    | 081280-21-W24 | EA  | End Cap Asm.  |
| 5    | 098454-01-AA1 | EA  | Pad Asm. - Backrest Top (AA5)                               |
| 5    | 098454-01-AB2 | EA  | Pad Asm. - Backrest Top (AA6)                               |
| 5    | 098454-01-AB3 | EA  | Pad Asm. - Backrest Top (AA7)                               |
| 6    | M04130-01-AA5 | EA  | Cabinet Asm. - Seat Back - w/o Hardware                     |
| 7    | 098433-01-AB1 | EA  | Pad Asm. - Seatbase Edge (AA5)                              |
| 7    | 098433-01-AB2 | EA  | Pad Asm. - Seatbase Edge (AA6)                              |
| 7    | 098433-01-AB3 | EA  | Pad Asm. - Seatbase Edge (AA7)                              |
| 8    | M04131-01-AA5 | EA  | Cabinet Asm. - Seat Base - w/o Hardware                     |
| 9    | 098432-02-AB1 | EA  | Pad Asm. - Seat Edge (AA5)                                  |
| 9    | 098432-02-AB2 | EA  | Pad Asm. - Seat Edge (AA6)                                  |
| 9    | 098432-02-AB3 | EA  | Pad Asm. - Seat Edge (AA7)                                  |
| *10  | M02946-58-AA4 | EA  | Table - Dinette - w/o Hardware (AA5/AA6)                    |
| *10  | M02946-58-AA3 | EA  | Table - Dinette - w/o Hardware (AA7)                        |
| 11   | M04131-02-AA5 | EA  | Cabinet Asm. - Seat Base - w/o Hardware                     |
| 12   | 098432-01-AB1 | EA  | Pad Asm. - Seat Edge (AA5)                                  |
| 12   | 098432-01-AB2 | EA  | Pad Asm. - Seat Edge (AA6)                                  |
| 12   | 098432-01-AB3 | EA  | Pad Asm. - Seat Edge (AA7)                                  |
| **12 | 098432-03-AA5 | EA  | Pad Asm. - Seat Edge  |
| **12 | 098432-03-AA6 | EA  | Pad Asm. - Seat Edge  |
| **12 | 098432-03-AA7 | EA  | Pad Asm. - Seat Edge  |
| †    | 088927-49-AB6 | EA  | Cushion Asm. - Dinette Back - 13.5" x 38" x 5" (AA5)        |
| †    | 088927-49-AB7 | EA  | Cushion Asm. - Dinette Back - 13.5" x 38" x 5" (AA6)        |
| †    | 088927-58-AB3 | EA  | Cushion Asm. - Dinette Back - 13.5" x 38" x 5" (AA7)        |
| †    | 088927-40-AB6 | EA  | Cushion Asm. - Dinette Seat - 22" x 38" x 5" (AA5)          |
| †    | 088927-40-AB7 | EA  | Cushion Asm. - Dinette Seat - 22" x 38" x 5" (AA6)          |
| †    | 088927-59-AB3 | EA  | Cushion Asm. - Dinette Seat - 22" x 38" x 5" (AA7)          |
|      | 007021-01-000 | EA  | Seat Belt - 2" x 90" - Black                                |

\*See the next page for the breakdown of this item.

\*\*These parts were used from 3/9/90 on.

†See Curtain, Cushion & Pad breakdown for this item.

## DINETTE GROUP (CONTINUED)



### DINETTE TABLE & HARDWARE

| Key | Part Number   | U/M | Description   |
|-----|---------------|-----|---|
| 1   | M02946-58-AA4 | EA  | Table Asm. - Dinette - w/o Hardware (AA5, AA6)          |
| 1   | M02946-58-AA3 | EA  | Table Asm. - Dinette - w/o Hardware (AA7)               |
| 2   | 064781-05-000 | EA  | Cup Holder - 3.47" OD x 2.75" ID x 1.5" - Beige         |
| 3   | 053200-09-000 | EA  | Bracket - Upper Wall Mount - 23.5" - Beige              |
| 4   | 088410-01-000 | EA  | Bracket - Table Mount - Beige                           |
| 5   | 024281-11-000 | EA  | Bracket - Lower Wall Mount - Table Lift - 22.12" - Tan  |
| 6   | 024275-11-000 | EA  | Rod - Table Lift - 8" x 23.5" - Beige                   |
| 7   | 092708-01-Y15 | EA  | Leg - Table w/Catch & Bracket - 27" - Wood - Regal Oak  |
| 8   | 093550-01-000 | EA  | Bracket Hinge - Mounts To Leg & Table Top - 1.7" x 2.6" |
| 9   | 092707-01-01A | EA  | Molding - Wooden Table Leg - 27" - Regal Oak            |
| 10  | 092593-01-04A | EA  | Catch - Leg Mounted - Round - 1.4" Dia. - Beige         |
| 11  | 049493-10-000 | EA  | Catch - Table Leg - Mounts on Floor - Tan               |

### PRESTO BED

| Key | Part Number   | U/M | Description                                     |
|-----|---------------|-----|---|
| .   | 091826-06-AA5 | EA  | Bed Asm. - Sofa Seat w/o Cushions (AA5)         |
| .   | 091826-06-AA6 | EA  | Bed Asm. - Sofa Seat w/o Cushions (AA6)         |
| .   | 091826-06-AA7 | EA  | Bed Asm. - Sofa Seat w/o Cushions (AA7)         |
| .   | 099956-01-AA5 | EA  | Cabinet Asm. - Couch                            |
| .   | M88304-02-AB6 | EA  | Door Asm. - 11" x 21.8" - w/o Hardware          |
| .   | 082525-01-000 | EA  | Brace - Couch - Floor                           |
| .   | 083125-05-000 | EA  | Brace - Couch - 2.5" - Beige                    |
| .   | 071298-02-X11 | EA  | Table Asm. - Pedestal                           |
| .   | 041194-01-000 | EA  | Base - Flush Mount - Table - Floor              |
| .   | 009040-04-000 | EA  | Leg - Table - Pedestal - 27.5" x 2.25" OD - Tan |
| .   | 007021-01-000 | EA  | Seat Belt - 2" x 90" - Black                    |

\* See Curtain, Cushion & Pad Group for breakdown of this item.

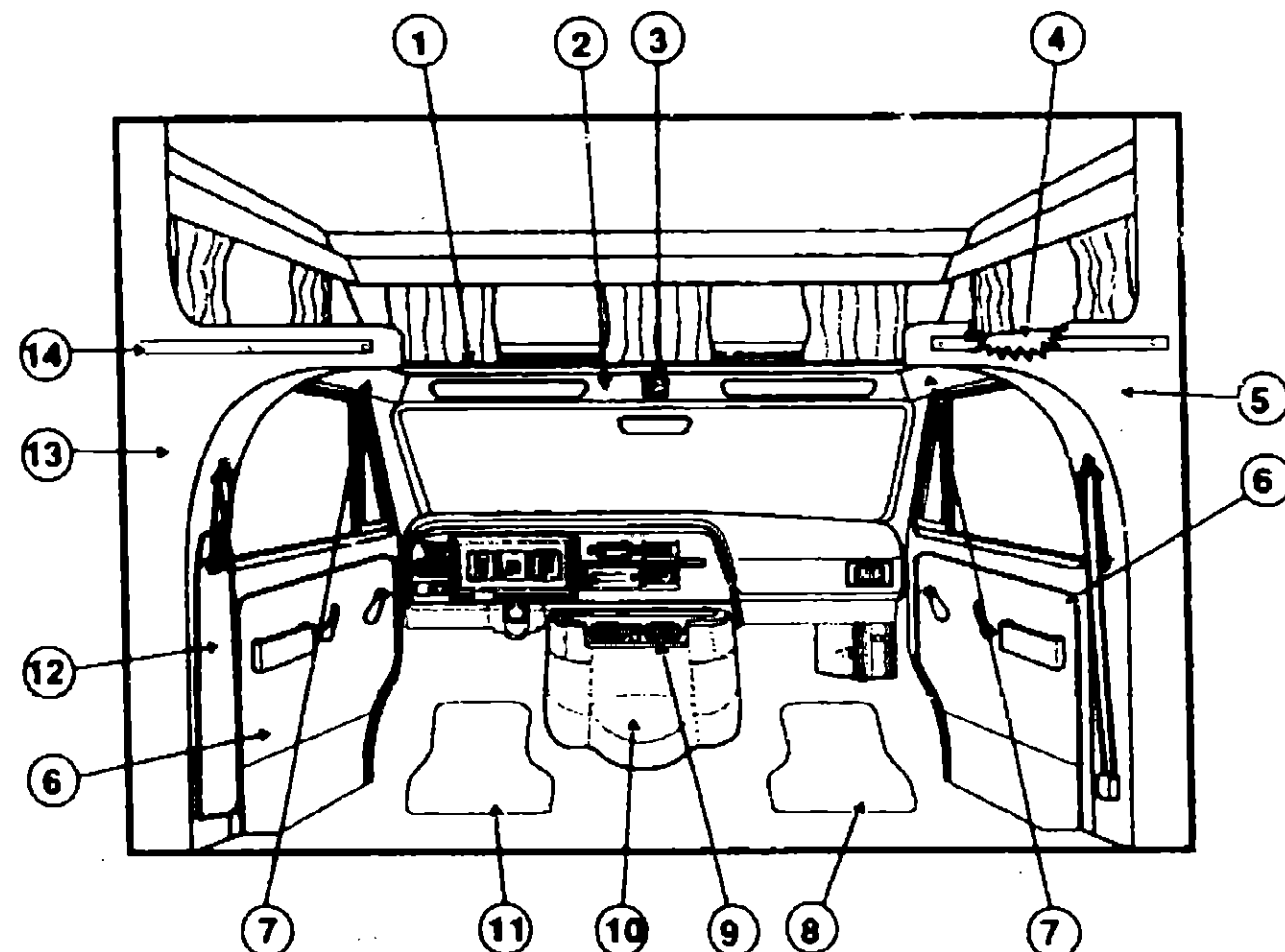
## 1990 WINNEBAGO TABLE OF CONTENTS

|                              |             |
|------------------------------|-------------|
| INTRODUCTION                 | A-01 - A-02 |
| ABBREVIATIONS                | A-03        |
| ALPHABETICAL/GROUP REFERENCE | A-04 - A-08 |
| WF424RC                      | A-07 - D-14 |
| WF426RT                      | D-15 - G-18 |
| WF427RT                      | G-19 - K-01 |

## 1990 WF427RT INDEX

|                                    |             |
|------------------------------------|-------------|
| Floor Plan                         | G-19 - G-20 |
| Accessories Group                  | G-21 - G-24 |
| Bath Group                         | H-01 - H-02 |
| Bedroom Group                      | H-03 - H-04 |
| Chassis Group                      | H-05 - H-08 |
| Curtain, Cushion & Pad Group       | H-10 - H-18 |
| Dinette Group                      | H-19 - H-20 |
| Driver's Compartment Group         | H-21 - H-23 |
| Electrical Group                   | H-24 - I-03 |
| Exterior Body Group                | I-04 - I-08 |
| Galley Group                       | I-09 - I-13 |
| Heating & Air Conditioning Group   | I-14 - I-15 |
| Interior Finish Group              | I-16 - I-18 |
| Labels Group                       | I-19 - J-01 |
| LP Group                           | J-02        |
| Lounge Group                       | J-03 - J-04 |
| Sealants & Fasteners Group         | J-05 - J-07 |
| Water & Sewage Group               | J-08 - J-11 |
| Window, Vent & Exterior Door Group | J-12 - K-01 |

# DRIVER'S COMPARTMENT GROUP

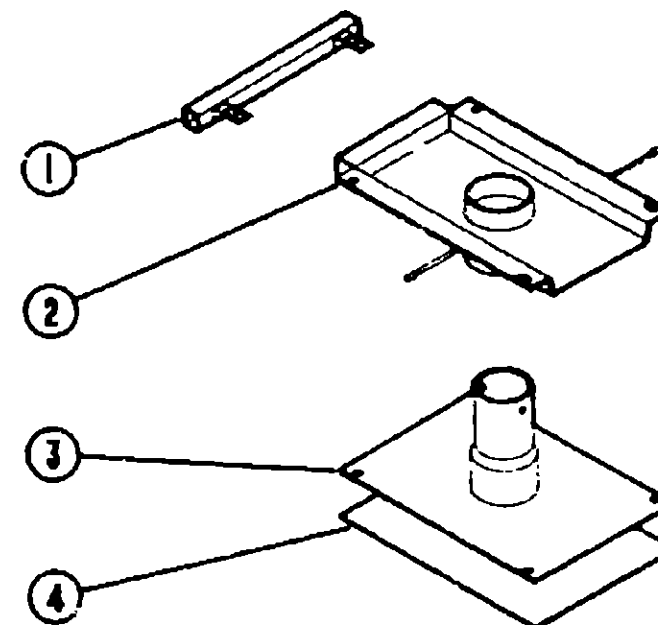


MISCELLANEOUS DRIVERS COMPARTMENT COMPONENTS

| Key | Part Number   | U/M | Description   |
|-----|---------------|-----|---|
| 1   | 092068-02-AA5 | EA  | Sleeperboard Asm.                                   |
|     | 079800-03-000 | EA  | Trim - Front Sleeperboard - Metal - Off White       |
|     | 080742-02-000 | FT  | Trim - Vinyl - Metal Trim Insert - Beige            |
|     | 080742-03-000 | FT  | Trim - Vinyl - Metal Trim Insert - Off White        |
| 2   | 091831-01-X08 | EA  | Headliner Asm. w/Vinyl - Front - Beige              |
| 2   | 091831-01-B05 | EA  | Headliner Asm. w/Vinyl - Front - Off White          |
| 3   | M01298-01-000 | EA  | Console Overhead w/o Holes - Plastic - Beige        |
| 3   | M01298-04-000 | EA  | Console Overhead w/o Holes - Plastic - Off White    |
| 4   | 087012-01-AA5 | EA  | Headboard - Bunk                                    |
| 5   | 092037-01-X81 | EA  | Wingwall Asm. - Inner - Beige                       |
| 5   | 092037-01-AA5 | EA  | Wingwall Asm. - Inner - Off White                   |
| 6   | Note          | EA  | Panel Asm. - Cab Door                               |
| 7   | 091825-02-X81 | EA  | Headliner Asm. w/Vinyl - Side - Beige               |
| 7   | 091825-02-AA5 | EA  | Headliner Asm. w/Vinyl - Side - Off White           |
| 8   | 083219-01-000 | EA  | Floor Mat - Passenger                               |
| 9   | 099857-01-AA5 | EA  | Tray Asm. - Beverage - Motor Cover                  |
|     | 046886-03-000 | EA  | Ashtray - Chrome                                    |
| 10  | 069885-16-AA3 | EA  | Motor Cover w/Pocket (AA5,AA6)                      |
| 10  | 069885-16-AA4 | EA  | Motor Cover w/Pocket (AA7)                          |
| 11  | 083219-02-000 | EA  | Floor Mat - Driver                                  |
| 12  | 091871-01-000 | EA  | Seat Belt Cover - Beige                             |
| 12  | 091871-05-000 | EA  | Seat Belt Cover - Off White                         |
| 13  | 092037-02-X81 | EA  | Wingwall Asm. - Inner - Beige                       |
| 13  | 092037-02-AA5 | EA  | Wingwall Asm. - Inner - Off White                   |
| 14  | 082069-03-Y05 | EA  | Trim - Wooden - Wingwall                            |
|     | 082071-07-U01 | EA  | Cover - Wingwall - Vinyl - Beige - 28.5" x 5.6"     |
|     | 082071-07-AA3 | EA  | Cover - Wingwall - Vinyl - Off White - 28.5" x 5.6" |
|     | 082081-03-U01 | EA  | Cover - Wingwall - Vinyl - Beige - 65.9" x 1.5"     |
|     | 082081-04-U01 | EA  | Cover - Wingwall - Vinyl - Beige - 80" x 1.5"       |
|     | 094795-01-000 | EA  | Speedometer - Kilometer (Export)                    |
|     | 094795-02-000 | EA  | Cluster - Instrument Panel - Kilometer (Export)     |

\*Note: These parts are supplied by your Ford Dealer.

# DRIVER'S COMPARTMENT GROUP (CONTINUED)



BUCKET SEAT PEDESTAL & SEAT BELTS

| Key | Part Number   | U/M | Description                                |
|-----|---------------|-----|--|
| 1   | 069585-29-000 | EA  | Bar - Seat Belt - 20"                      |
| 2   | 069585-27-000 | EA  | Plate - Top - Pedestal Asm.                |
| 3   | 069585-03-000 | EA  | Plate - Sub - Pedestal Asm.                |
| 4   | 069585-02-000 | EA  | Plate - Base - Pedestal Asm. - Bucket Seat |
|     | 069246-01-000 | EA  | Adjuster Asm. - Seat - w/Lock              |
|     | 069246-02-000 | EA  | Adjuster Asm. - Seat - w/o Lock            |
|     | 080730-02-000 | EA  | Recliner Drive                             |

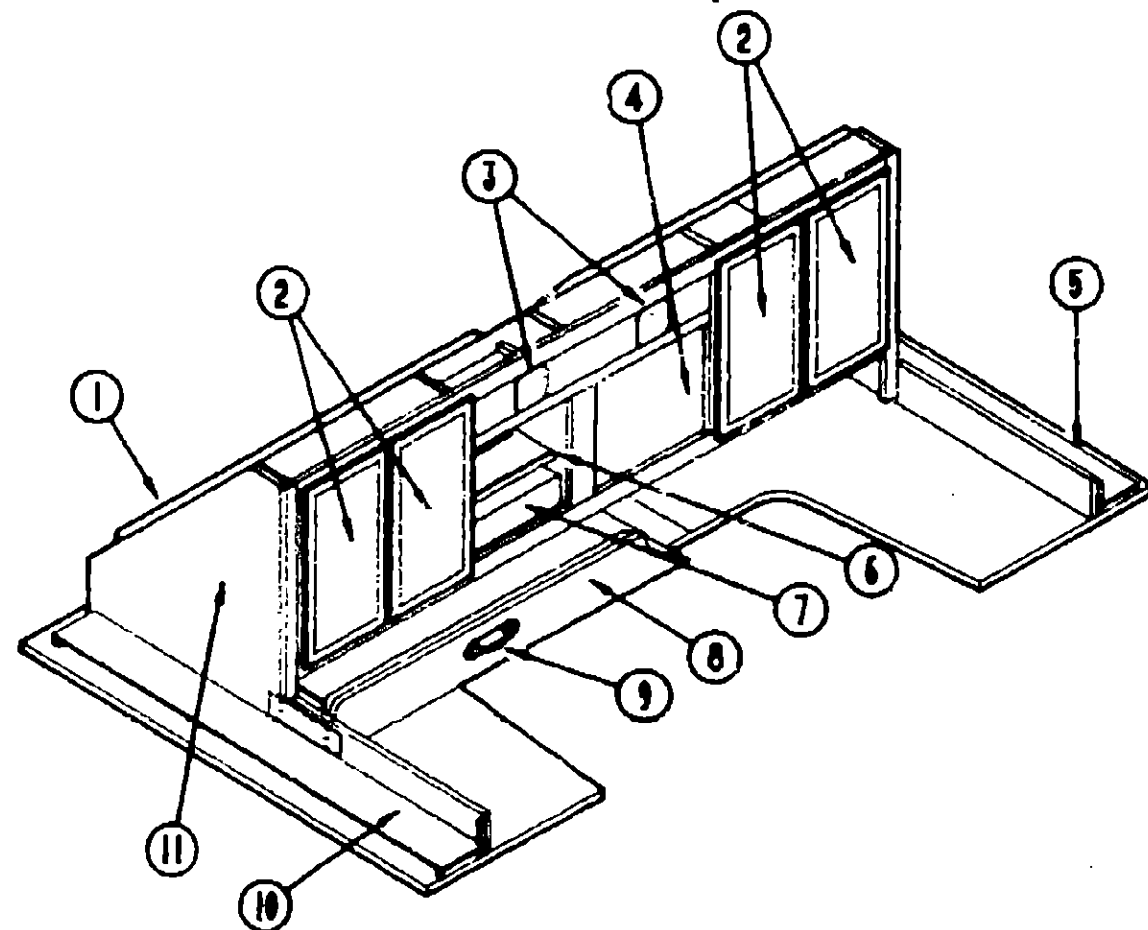
## 1990 WINNEBAGO TABLE OF CONTENTS

|                              |             |
|------------------------------|-------------|
| INTRODUCTION                 | A-01 - A-02 |
| ABBREVIATIONS                | A-03        |
| ALPHABETICAL/GROUP REFERENCE | A-04 - A-06 |
| WF424RC                      | A-07 - D-14 |
| WF426RT                      | D-15 - G-18 |
| WF427RT                      | G-19 - K-01 |

## 1990 WF427RT INDEX

|                                    |             |
|------------------------------------|-------------|
| Floor Plan                         | G-19 - G-20 |
| Accessories Group                  | G-21 - G-24 |
| Bath Group                         | H-01 - H-02 |
| Bedroom Group                      | H-03 - H-04 |
| Chassis Group                      | H-05 - H-09 |
| Curtain, Cushion & Pad Group       | H-10 - H-18 |
| Dinette Group                      | H-19 - H-20 |
| Driver's Compartment Group         | H-21 - H-23 |
| Electrical Group                   | H-24 - I-03 |
| Exterior Body Group                | I-04 - I-08 |
| Gallery Group                      | I-09 - I-13 |
| Heating & Air Conditioning Group   | I-14 - I-15 |
| Interior Finish Group              | I-16 - I-18 |
| Labels Group                       | I-19 - J-01 |
| LP Group                           | J-02        |
| Lounge Group                       | J-03 - J-04 |
| Sealants & Fasteners Group         | J-05 - J-07 |
| Water & Sewage Group               | J-08 - J-11 |
| Window, Vent & Exterior Door Group | J-12 - K-01 |

# DRIVER'S COMPARTMENT GROUP (CONTINUED)

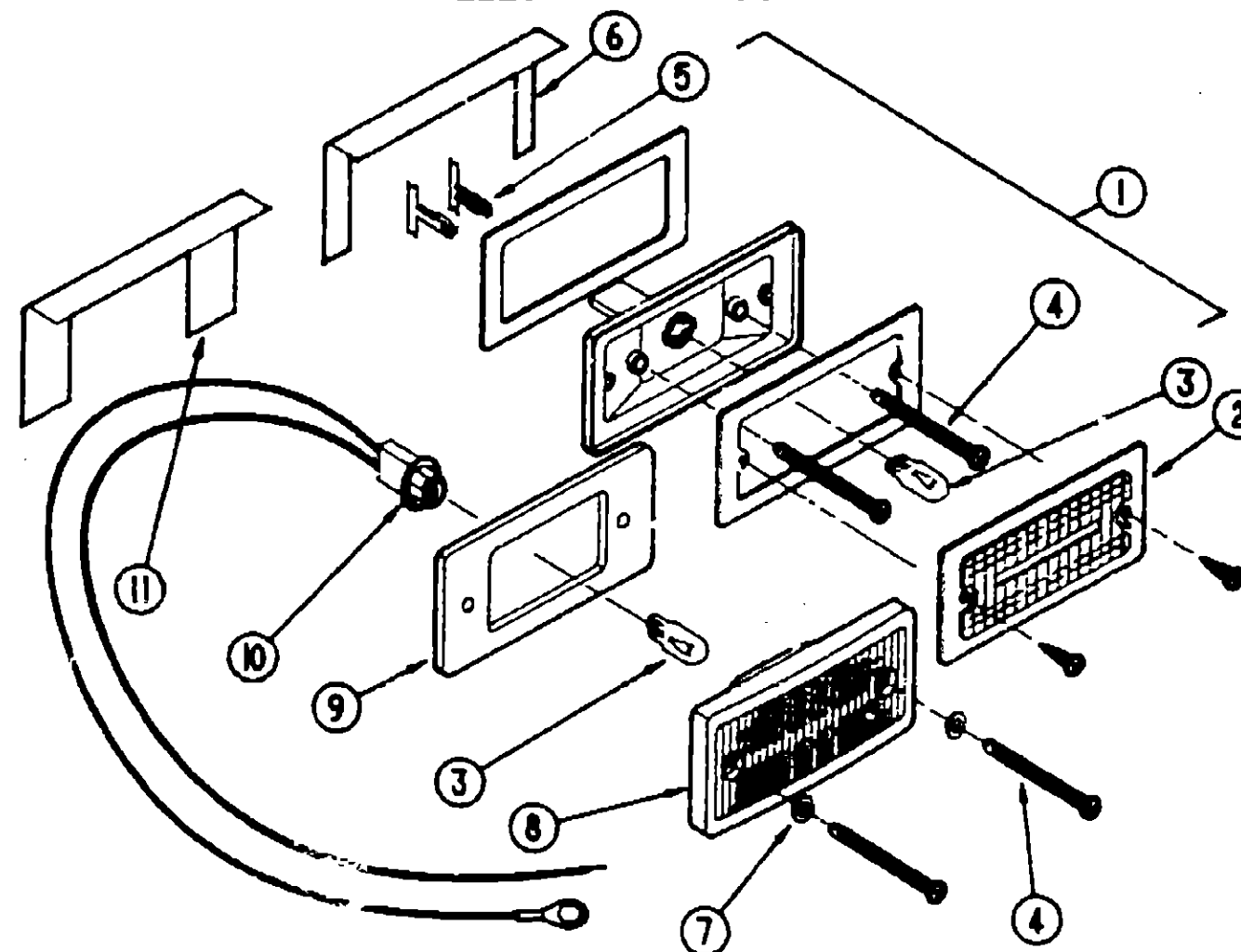


TV & ENTERTAINMENT CABINETRY (OPTION L49G)

| Key | Part Number   | U/M | Description   |
|-----|---------------|-----|---|
| 1   | 099879-01-01A | EA  | Panel - Window - Black Plastic                                  |
| 2   | M88304-21-AB6 | EA  | Door Asm. - Cabinet -10" x 19" - w/o Hardware                   |
| 3   | 098819-01-000 | EA  | Speaker - 2 Watt - 8 OHM - 4"                                   |
|     | 074979-11-000 | EA  | Cover - Speaker - Plastic - Off White                           |
| 4   | 098447-03-000 | EA  | TV - 13" Color w/Remote - Magnavox RR1337 (US)                  |
| 4   | 098447-04-000 | EA  | TV - 13" Color w/Remote - Magnavox RR1330W (CSA)                |
|     | 098447-01-700 | EA  | Remote Control - Magnavox RX4029 & XK4029                       |
|     | 098447-03-700 | EA  | Remote Control - Magnavox RR1337 & RR1330W                      |
|     | 099856-01-000 | EA  | TV - Tiedown  |
| 5   | 100848-01-AA5 | EA  | Cabinet - Headboard - Passenger                                 |
| 6   | 093622-01-000 | EA  | Track - Tambour Door - Plastic                                  |
|     | 093623-01-000 | EA  | Track - Corner - Tambour Door                                   |
|     | 100849-23-AA5 | EA  | Door - Tambour (Roll-up)  |
| 7   | 098446-03-000 | EA  | VCR - VHS Cable Ready w/Remote - Magnavox VR9010                |
|     | 098446-01-700 | EA  | Remote Control - Magnavox VR9815                                |
|     | 098446-02-700 | EA  | Remote Control - Magnavox VR9912                                |
|     | 098446-03-700 | EA  | Remote Control - Magnavox VR9010                                |
| 8   | 100847-01-AA5 | EA  | Drawer - Entertainment - Front                                  |
| 9   | 079145-07-000 | EA  | Cushion - Front Bunk - 27.5" x 75" x 3.5"                       |
| 9   | 096645-01-000 | EA  | Pull - Drawer - Twist - Polished Brass                          |
| 10  | 100848-02-AA5 | EA  | Cabinet - Headboard - Driver                                    |
| 11  | 100849-01-AA5 | EA  | Cabinet - Entertainment - Front                                 |
|     | 048394-02-000 | YD  | Velcro Tape - Hook - Adhesive Back - .75" Wide - Beige          |
|     | 088792-02-000 | YD  | Velcro Tape - Loop - Adhesive Back - .75" Wide - Beige          |
|     | 085774-01-000 | FT  | Velcro - Dual Fastener - Hook - 1" Wide - Adhesive Back - Black |
|     | 085774-02-000 | FT  | Velcro - Dual Fastener - Loop - 1" Wide - Adhesive Back - Black |
|     | 100085-02-01A | EA  | Strap - Headboard - 9.6" x 2.5" - w/Screw Holes - Off White     |

\*See Curtain, Cushion & Pad Group for further breakdown of this item.

# ELECTRICAL GROUP



EXTERIOR LIGHT & BULB

| Key | Part Number   | U/M | Description   |
|-----|---------------|-----|---|
| 1   | 081250-02-000 | EA  | Light - Rear Clearance - Red (Lens & Base Only)             |
| 2   | 081250-02-700 | EA  | Lens - Clearance Light - Red                                |
| 3   | 036196-01-000 | EA  | Bulb - 12V - #194 - .27 Amp. - Bayonette                    |
| 4   | 000G39-08-24B | EA  | Screw - Self Driving  |
| 5   | 079378-01-000 | EA  | Terminal - Wedge Base - 18 AWG                              |
| 6   | 081437-01-000 | EA  | Bracket - Clearance Light                                   |
| 7   | 102540-01-000 | EA  | Seal - Screw - Clearance Light                              |
| 8   | 102520-02-000 | EA  | Light - Clearance - w/o Socket Connection - Red             |
| 9   | 102541-01-000 | EA  | Gasket - Clearance Light                                    |
| 10  | 075458-03-000 | EA  | Socket Asm. - Cab Marker                                    |
| 11  | 102582-01-000 | EA  | Bracket - Light - Clearance                                 |
|     | 075459-04-000 | EA  | Taillight - Red - Black Base (Tail/Brake)                   |
|     | 075459-05-000 | EA  | Taillight - Amber - Black Base (Turn)                       |
|     | 075459-06-000 | EA  | Taillight - Red w/Backup - Black Base (Backup)              |
|     | 037935-01-000 | EA  | Bulb - 12 Volt - #1157 (Tail Lamp Asm.)                     |
|     | 076795-01-000 | EA  | Lamp Asm. - License   |
|     | 042405-03-000 | EA  | Base - Clearance/Side Marker Light w/Bulb - Plastic - White |
|     | 042405-02-000 | EA  | Lens - Clearance/Side Marker Light w/Reflex - Amber         |
|     | 042405-01-000 | EA  | Lens - Clearance/Side Marker Light w/Reflex - Red           |
|     | 008213-01-000 | EA  | Bulb - 12 Volt - #57 - .24 Amp.                             |
|     | 091983-01-000 | EA  | Gasket - Clearance/Side Marker Light                        |
|     | 079378-01-000 | EA  | Terminal - Wedge Base - 18 AWG                              |
|     | 008089-01-000 | EA  | Light - Porch - Recessed (US)                               |
|     | 008089-02-000 | EA  | Light Porch - Recessed (CSA)                                |
|     | 008089-01-700 | EA  | Lens - Porch Light - Recessed                               |
|     | 091981-01-000 | EA  | Gasket - Porch Light  |
|     | 097917-01-01A | EA  | Light - Porch - Recessed - Off White                        |
|     | 097917-01-700 | EA  | Lens - Porch Light - Recessed                               |
|     | 008215-01-000 | EA  | Bulb - 12 Volt - #1003 (Porch Lights)                       |

\* These parts were used from 4/10/90 on.

NOTE: Items indented below assemblies are serviceable parts for that assembly.

# 1990 WINNEBAGO TABLE OF CONTENTS

|                              |             |
|------------------------------|-------------|
| INTRODUCTION                 | A-01 - A-02 |
| ABBREVIATIONS                | A-03        |
| ALPHABETICAL/GROUP REFERENCE | A-04 - A-06 |
| WF424RC                      | A-07 - D-14 |
| WF426RT                      | D-15 - G-13 |
| WF427RT                      | G-19 - K-01 |

# 1990 WF427RT INDEX

|                                    |             |
|------------------------------------|-------------|
| Floor Plan                         | G-19 - G-20 |
| Accessories Group                  | G-21 - G-24 |
| Bath Group                         | H-01 - H-02 |
| Bedroom Group                      | H-03 - H-04 |
| Chassis Group                      | H-05 - H-09 |
| Curtain, Cushion & Pad Group       | H-10 - H-18 |
| Driveline Group                    | H-19 - H-20 |
| Driver's Compartment Group         | H-21 - H-23 |
| Electrical Group                   | H-24 - I-03 |
| Exterior Body Group                | I-04 - I-08 |
| Galley Group                       | I-09 - I-13 |
| Heating & Air Conditioning Group   | I-14 - I-15 |
| Interior Finish Group              | I-16 - I-18 |
| Labs Group                         | I-19 - J-01 |
| LP Group                           | J-02        |
| Lounge Group                       | J-03 - J-04 |
| Sealants & Fasteners Group         | J-05 - J-07 |
| Water & Sewage Group               | J-08 - J-11 |
| Window, Vent & Exterior Door Group | J-12 - K-01 |

## ELECTRICAL GROUP (CONTINUED)

## BULBS

| Key | Part Number   | U/M | Description                             |
|-----|---------------|-----|---|
|     | 036196-01-000 | EA  | Bulb - 194 (Cab Marker Light)           |
|     | 008215-01-000 | EA  | Bulb - 1003 (Porch Light)               |
|     | 008215-01-000 | EA  | Bulb - 1141 (Dome Light)                |
|     | 037935-01-000 | EA  | Bulb - 1157 (Tail Lamp)                 |
|     | 091937-03-000 | EA  | Bulb - Fluorescent Light - 12 Volt      |
|     | 066280-01-700 | EA  | Bulb - 12 Volt - 6 Watt (Surface Light) |
|     | 087694-01-700 | EA  | Bulb - 551 (Wardrobe)                   |

## WIRE, SWITCHES &amp; RECEPTACLES

| Key | Part Number   | U/M | Description   |
|-----|---------------|-----|---|
|     | 075723-01-000 | EA  | Block - Switch - Spacer w/Hole                      |
|     | 008288-01-000 | EA  | Box - Electrical - 3" x 3 5/8" - Plastic            |
|     | 008289-01-000 | EA  | Box - Electrical - 4" x 4" - 1/2 & 3/4 Steel - (US) |
|     | 008289-02-000 | EA  | Box - Electrical - 4" x 4" - 1/2 & 3/4 (CSA)        |
|     | 093603-01-000 | EA  | Box - Electrical - 4" x 2 1/8" x 2 1/5"             |
|     | 058049-01-000 | EA  | Box - Electrical - 2" x 3" x 2.25" - Steel          |
|     | 041953-01-000 | FT  | Conduit - Convoluted Slt - .5" ID                   |
|     | 041953-05-000 | FT  | Conduit - Convoluted Slt - .62" ID                  |
|     | 041953-09-000 | FT  | Conduit - Convoluted Slt - .50" ID                  |
|     | 041953-10-000 | EA  | Conduit - Convoluted Slt - .75" I.D.                |
|     | 041953-11-000 | EA  | Conduit - Convoluted Slt - 1.06" I.D.               |
|     | 055025-01-000 | EA  | Connector - Pigtail - Clear Nylon                   |
|     | 008314-01-000 | EA  | Connector - Wire Nut - Gray                         |
|     | 008311-01-000 | EA  | Connector - Wire Nut - Red                          |
|     | 008355-01-000 | EA  | Connector - Plastic - 3/8 AWG                       |
|     | 008353-01-000 | EA  | Connector - 3/4 Cable Clamping                      |
|     | 072090-01-000 | EA  | Connector - Molded - 12/2 Head                      |
|     | 031958-01-000 | EA  | Contact Plug - Brass - Tin Plated                   |
|     | 031967-01-000 | EA  | Contact - Receptacle                                |
|     | 008354-01-000 | EA  | Cord - Power - 10-3 30 Amp. - 25' (US)              |
|     | 008052-10-000 | EA  | Cord - Power - 10-3 30 Amp. - 25' (CSA)             |
|     | 059238-01-000 | EA  | Cover - Electrical Box - 4" x 4"                    |
|     | 024571-03-000 | EA  | Cover Plate - Receptacle - Jumbo - Brown Plastic    |
|     | 034077-02-000 | EA  | Cover Plate - Receptacle - GFI - Brown              |
|     | 054399-01-000 | EA  | Housing Asm. - Male and Female                      |
|     | 058473-05-000 | EA  | Housing Pin - 6 Position (Single Row)               |
|     | 058473-05-000 | EA  | Housing Pin - 6 Position (Two Rows of 3)            |
|     | 038473-03-000 | EA  | Housing Pin - 4 Position                            |
|     | 058473-03-000 | EA  | Housing Pin - 3 Position (Single Row)               |
|     | 058473-10-000 | EA  | Housing Pin - 2 Position                            |
|     | 037744-01-000 | EA  | Housing - Trailer Pin - 12"                         |
|     | 037744-02-000 | EA  | Housing Trailer Pin - 48"                           |
|     | 037745-01-000 | EA  | Housing - Receptacle - 12"                          |
|     | 037745-02-000 | EA  | Housing - Receptacle - 48"                          |
|     | 037745-01-000 | EA  | Housing Asm. - Trailer Cap                          |
|     | 053910-01-000 | EA  | Housing - Relay                                     |
|     | 058474-01-000 | EA  | Housing - Socket - 12 - Position                    |
|     | 058474-02-000 | EA  | Housing - Socket - 15 Position                      |
|     | 058474-05-000 | EA  | Housing - Socket - 6 Position                       |
|     | 058474-08-000 | EA  | Housing - Socket - 4 Position (single row)          |
|     | 058474-09-000 | EA  | Housing - Socket - 3 Position                       |
|     | 100133-01-000 | EA  | Module - Daytime Running Light                      |
|     | 100159-02-000 | EA  | Daytime Running Lights                              |
|     | 088475-01-000 | EA  | Pin - Connector - 14 to 20 AWG                      |
|     | 088475-02-000 | EA  | Pin - Connector - 10 to 12 AWG                      |
|     | 084077-02-000 | EA  | Plate - Cover - Receptacle - GFI - Brown            |
|     | 084076-02-000 | EA  | Receptacle - GFI - 15A - 125V - Brown               |
|     | 075736-02-000 | EA  | Receptacle/Cover Asm. - Off White (Exterior)        |
|     | 058708-01-000 | EA  | Receptacle - Duplex - Brown                         |
|     | 058708-02-000 | EA  | Receptacle - Electric - Double - Ivory              |
|     | 024924-02-000 | EA  | Receptacle - Power Cord                             |
|     | 058707-01-000 | EA  | Receptacle - Single - Brown                         |

## ELECTRICAL GROUP (CONTINUED)

## WIRES SWITCHES &amp; RECEPTACLES (CONT.)

| Key | Part Number   | U/M | Description   |
|-----|---------------|-----|---|
|     | 077000-01-000 | EA  | Socket Asm. - w/8" Pigtail Leads                    |
|     | 090971-01-000 | EA  | Splice - Cable - 110 Volt                           |
|     | 090971-02-000 | EA  | Splice - Cable - 110 Volt - Top                     |
|     | 088476-01-000 | EA  | Socket - Connector - Brass                          |
|     | 088476-02-000 | EA  | Socket - Connector - Bronze                         |
|     | 024976-01-000 | EA  | Switch - Generator - w/o Circuit Board              |
|     | 098351-02-01A | EA  | Switch Plate - 2 Gang                               |
|     | 008195-01-000 | EA  | Switch - Push Button - 12 Volt                      |
|     | 007942-01-000 | EA  | Tab - Wire - 18 to 14 AWG                           |
|     | 007949-01-000 | EA  | Tab Housing - 1 Position                            |
|     | 007955-01-000 | EA  | Tab Housing - 6 Position                            |
|     | 047443-01-000 | EA  | Terminal - .250 Receptacle - 16/14 AWG              |
|     | 047443-02-000 | EA  | Terminal - .250 Receptacle - 12/10 AWG              |
|     | 035415-04-000 | EA  | Terminal Ring - #10 Stud                            |
|     | 062036-02-000 | EA  | Terminal - Pack - Con - 16/14 AWG                   |
|     | 008348-01-000 | EA  | Terminal Ring - 2 - w/3/8 Stud                      |
|     | 006331-01-000 | EA  | Terminal Ring - 4 - w/3/8 Stud                      |
|     | 008326-01-000 | EA  | Terminal Ring - 3/8" Wire                           |
|     | 008328-01-000 | EA  | Terminal - Ring - 12/10 Wire                        |
|     | 008028-01-000 | FT  | Wire - 18.5 Bonded - Blue/Red/Yellow/Orange/White   |
|     | 008024-01-000 | FT  | Wire - 18.5 Bonded - Orange/White/Yellow/Blue/Brown |
|     | 008025-01-000 | FT  | Wire - 18.5 Bonded - Orange/White/Yellow/Blue/Green |
|     | 008026-01-000 | FT  | Wire w/Ground - Romex - 12/2                        |
|     | 008030-01-000 | FT  | Wire - Bonded - 18-4                                |
|     | 008343-01-000 | EA  | Wire - T-6"   |

## MISCELLANEOUS ELECTRICAL COMPONENTS:

| Key | Part Number   | U/M | Description                       |
|-----|---------------|-----|-----------------------------------|
|     | 053203-01-000 | EA  | Control Center - 32 Amp.          |
|     | 034809-01-000 | EA  | Load Center - 240 Volt - 125 Amp. |
|     | 099048-01-000 | EA  | Inverter - 100 Watt               |

## FUSES &amp; CIRCUIT BREAKERS

| Key | Part Number   | U/M | Description                                   |
|-----|---------------|-----|---|
|     | 035235-01-000 | EA  | Fuse - 15 Amp. - 12 Volt                      |
|     | 052901-05-000 | EA  | Fuse - 15 Amp. - Automotive                   |
|     | 035211-01-000 | EA  | Circuit Breaker - 6 Amp. - 12 Volt            |
|     | 033573-02-000 | EA  | Circuit Breaker - 15 Amp. - 12 Volt - w/Mount |
|     | 083204-01-000 | EA  | Circuit Breaker - 15 Amp - 120 Volt           |
|     | 005263-01-000 | EA  | Circuit Breaker - 30 Amp. - 12 Volt - w/Mount |
|     | 083203-05-000 | EA  | Circuit Breaker - 20 Amp. - 120 Volt          |
|     | 083203-04-000 | EA  | Circuit Breaker - 30 Amp. - 120 Volt          |
|     | 053203-02-000 | EA  | Circuit Breaker - 15/15 Amp. - 120 Volt       |
|     | 053203-03-000 | EA  | Circuit Breaker - 15/20 Amp. - 120 Volt       |
|     | 053203-07-000 | EA  | Circuit Breaker - 20/20 Amp. - 120 Volt       |
|     | 034310-01-000 | EA  | Circuit Breaker - Double - 30 Amp.            |
|     | 034811-01-000 | EA  | Circuit Breaker - Double - 20 Amp.            |
|     | 083203-08-000 | EA  | Circuit Breaker Blank                         |
|     | 050283-02-000 | EA  | Buss Bar - Circuit Breaker                    |
|     | 100341-01-000 | EA  | Fuse Holder - In Line Type                    |

1990 WINNEBAGO  
TABLE OF CONTENTS

|                              |             |
|------------------------------|-------------|
| INTRODUCTION                 | A-01 - A-02 |
| ABBREVIATIONS                | A-03        |
| ALPHABETICAL GROUP REFERENCE | A-04 - A-06 |
| WF424RC                      | A-07 - D-14 |
| WF426RT                      | D-15 - G-19 |
| WF427RT                      | G-19 - K-31 |

## 1990 WF427RT INDEX

|                                    |             |
|------------------------------------|-------------|
| Floor Plan                         | G-19 - G-20 |
| Accessories Group                  | G-21 - G-24 |
| Bath Group                         | H-01 - H-02 |
| Bedroom Group                      | H-03 - H-04 |
| Chassis Group                      | H-05 - H-09 |
| Curtain, Cushion & Pad Group       | H-10 - H-16 |
| Dinette Group                      | H-19 - H-20 |
| Driver's Compartment Group         | H-21 - H-23 |
| Electrical Group                   | H-24 - I-03 |
| Exterior Body Group                | I-04 - I-08 |
| Galley Group                       | I-09 - I-13 |
| Heating & Air Conditioning Group   | I-14 - I-15 |
| Interior Finish Group              | I-16 - I-18 |
| Labels Group                       | I-19 - J-01 |
| LP Group                           | J-02        |
| Lounge Group                       | J-03 - J-04 |
| Sealants & Fasteners Group         | J-05 - J-07 |
| Water & Sewage Group               | J-08 - J-11 |
| Window, Vent & Exterior Door Group | J-12 - K-01 |

ELECTRICAL GROUP (CONTINUED)

EXTERIOR BODY GROUP

| INTERIOR LIGHT   |               |     |   |
|--|---------------|-----|---|
| Key  | Part Number   | U/M | Description                                     |
|  | 065202-03-000 | EA  | Lamp - Wall - Bright Brass                      |
|  | 065201-05-000 | EA  | Shade Asm. - Fabric - Parchment                 |
|  | 078424-02-000 | EA  | Light - Fluorescent - 12V                       |
|  | 078424-02-700 | EA  | Bulb - Fluorescent Light                        |
|  | 078424-02-701 | EA  | Lens - Fluorescent Light                        |
|  | 066260-01-000 | EA  | Light - Surface Mount - 12 Volt                 |
|  | 066260-01-700 | EA  | Bulb - 12 Volt - 6 Watt                         |
|  | 082686-01-000 | EA  | Lamp - Table - Brass w/Wood (US)                |
|  | 082686-02-000 | EA  | Lamp - Table - Brass w/Wood (CSA)               |
|  | 082686-06-000 | EA  | Shade - Table Lamp - Parchment                  |
|  | 083978-01-000 | EA  | Washer - Mounting - Lamp                        |
|  | 098024-01-01A | EA  | Dome Light - 1-Bulb - Ivory (US)                |
|  | 098024-02-01A | EA  | Dome Light - 1 Bulb - Ivory (CSA)               |
|  | 098024-03-01A | EA  | Dome Light - 2-Bulb - Ivory                     |
|  | 098024-04-01A | EA  | Dome Light - 2 Bulb - Ivory (CSA)               |
|  | 008215-01-000 | EA  | Bulb - Dome Light - 12V - #1141                 |
|  | 098024-01-700 | EA  | Lens - Dome Light                               |
|  | 087694-01-000 | EA  | Light - Wardrobe                                |
|  | 087694-01-700 | EA  | Bulb - GE - 561                                 |
|  | 068937-04-000 | EA  | Light - Dome Surface w/Lens & Bulb - w/o Switch |
|  | 068937-01-700 | EA  | Lens - Dome Light                               |
| Note: Items indented below assemblies are serviceable parts for that assembly. |               |     |   |

| MISCELLANEOUS EXTERNALLY MOUNTED PARTS |               |     |  |
|--|---------------|-----|--|
| Key                                    | Part Number   | U/M | Description  |
|  | 083558-03-000 | EA  | Plumbing Seal - Roof Vent - 1.5 - Off White            |
|  | 009126-02-000 | EA  | Assist Handle - Black                                  |
|  | 089178-02-000 | EA  | Bracket - Mounting - Assist Handle - "L" Angle w/Holes |
|  | 087659-04-000 | EA  | Fill - Cry Water - Off White                           |
|  | 081240-03-000 | EA  | Fill - Cry Water - Lockable - Off White                |
|  | 102758-01-000 | EA  | Holder - Compartment/Entry Door - Metal                |

1990 WINNEBAGO  
TABLE OF CONTENTS

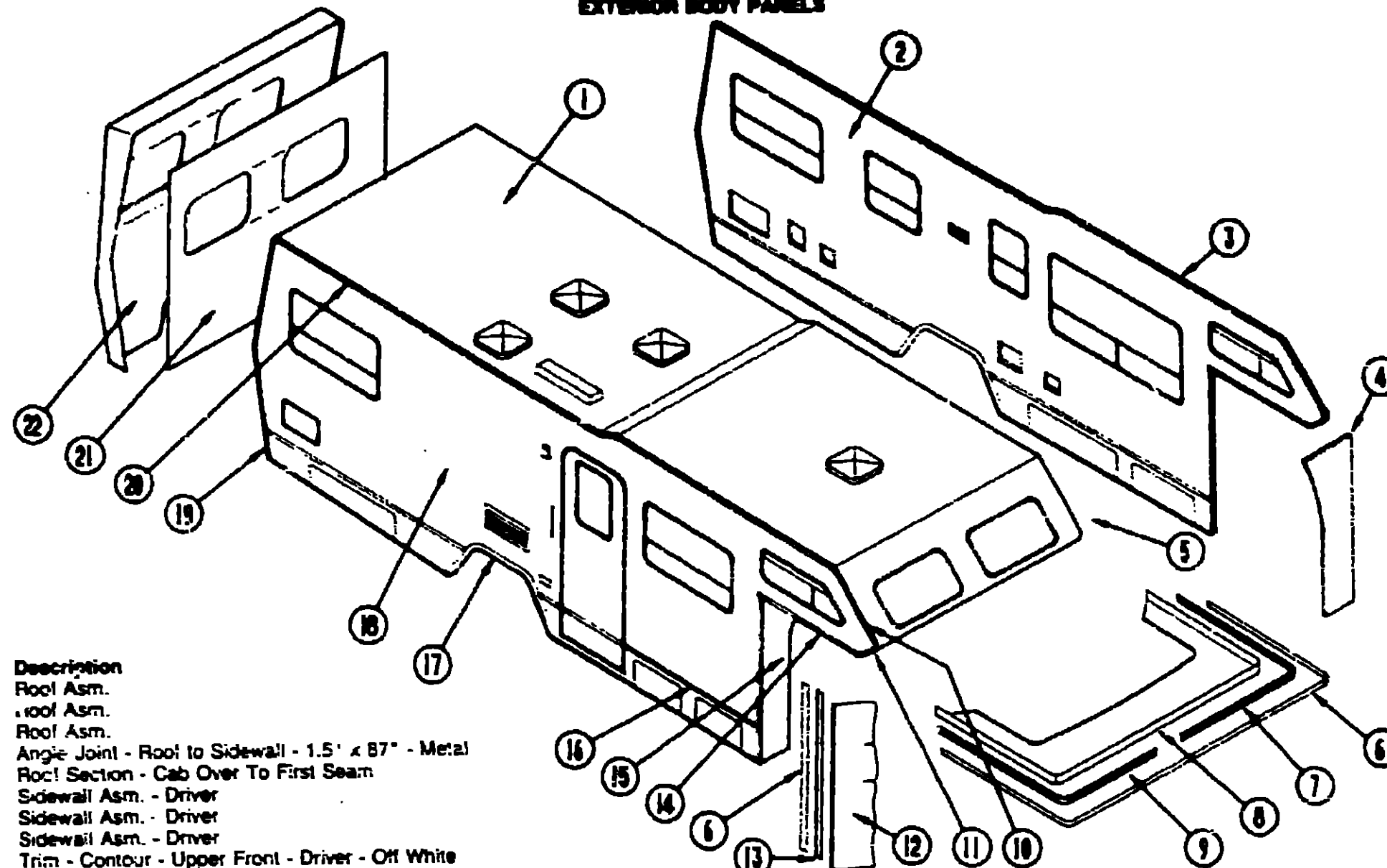
|                              |             |
|------------------------------|-------------|
| INTRODUCTION                 | A-01 - A-02 |
| ABBREVIATIONS                | A-03        |
| ALPHABETICAL/GROUP REFERENCE | A-04 - A-06 |
| WF424RC                      | A-07 - D-14 |
| WF426RT                      | D-15 - G-18 |
| WF427RT                      | G-19 - K-01 |

1990 WF427RT INDEX

|                                    |             |
|------------------------------------|-------------|
| Floor Plan                         | G-19 - G-20 |
| Accessories Group                  | G-21 - G-24 |
| Bath Group                         | H-01 - H-02 |
| Bedroom Group                      | H-03 - H-04 |
| Chassis Group                      | H-05 - H-09 |
| Curtain, Cushion & Pad Group       | H-10 - H-18 |
| Dinette Group                      | H-19 - H-20 |
| Driver's Compartment Group         | H-21 - H-23 |
| Electrical Group                   | H-24 - I-03 |
| Exterior Body Group                | I-04 - I-08 |
| Galley Group                       | I-09 - I-13 |
| Heating & Air Conditioning Group   | I-14 - I-15 |
| Interior Finish Group              | I-16 - I-18 |
| Labels Group                       | I-19 - J-01 |
| LP Group                           | J-02        |
| Lounge Group                       | J-03 - J-04 |
| Sealants & Fasteners Group         | J-05 - J-07 |
| Water & Sewage Group               | J-08 - J-11 |
| Window, Vent & Exterior Door Group | J-12 - K-01 |

# EXTERIOR BODY GROUP (CONTINUED)

## EXTERIOR BODY PANELS



| Key | Part Number   | U/M | Description   |
|-----|---------------|-----|---|
| 1   | M99865-01-AA5 | EA  | Roof Asm.   |
| 1   | M99866-01-AA6 | EA  | Roof Asm.   |
| 1   | M99866-01-AA7 | EA  | Roof Asm.   |
|     | 076613-15-000 | EA  | Angle Joint - Roof to Sidewall - 1.5' x 87" - Metal           |
|     | M76177-01-700 | EA  | Roof Section - Cab Over To First Seam                         |
| 2   | M99865-01-AA5 | EA  | Sidewall Asm. - Driver  |
| 2   | M99865-01-AA6 | EA  | Sidewall Asm. - Driver  |
| 2   | M99865-01-AA7 | EA  | Sidewall Asm. - Driver  |
| 3   | 076802-08-000 | EA  | Trim - Contour - Upper Front - Driver - Off White             |
|     | 076802-07-000 | EA  | Trim - Contour - Upper Front - Passenger - Off White          |
| 4   | M81653-04-X08 | EA  | Wingwall Asm. - Inner - w/Gusset & Vinyl Trim                 |
| 5   | 086889-04-000 | EA  | Front Radius - Driver - Off White                             |
| 6   | 086279-02-000 | FT  | Insert Trim - .9" - Plastic - Off White                       |
| 7   | 085491-02-000 | EA  | Trim - Transition Panel - Off White                           |
|     | 087275-02-000 | EA  | Cap - Feature Strip Trim - Off White                          |
| 8   | 080858-01-000 | EA  | Panel - Transition - Sleeperboard - 94.8" x 57.7" - Off White |
| 9   | 085491-01-000 | EA  | Trim - Transition Panel - Off White                           |
|     | 087275-01-000 | EA  | Cap - Feature Strip Trim - Off White                          |
| 10  | 085490-01-000 | EA  | Trim - Contour - Front - Passenger - Off White                |
|     | 085490-02-000 | EA  | Trim - Contour - Front - Driver - Off White                   |
| 11  | 086889-03-000 | EA  | Trim - Front Radius - Passenger - Off White                   |
| 12  | 060683-02-W04 | EA  | Wingwall Asm. - Passenger                                     |
|     | 060683-01-W04 | EA  | Wingwall Asm. - Driver  |
|     | 079203-03-000 | EA  | Trim - Wingwall - 14.2" - Off White                           |
|     | 021241-01-000 | FT  | Vinyl - Exterior - Used Between Wingwall & Cab Seal - White   |
| 13  | 065492-01-000 | EA  | Trim - Wingwall Transition - Off White                        |
| 14  | 076795-05-000 | EA  | Trim - Transition Panel - Passenger - Off White               |
|     | 076795-06-000 | EA  | Trim - Transition Panel - Driver - Off White                  |
| 15  | M81653-03-X09 | EA  | Wingwall Asm. - Inner - w/Gusset & Vinyl Trim                 |
| 15  | 085492-01-000 | EA  | Trim - Wingwall Transition - Off White                        |
| 16  | 002444-01-001 | EA  | Feature Strip - w/o Insert - Extr. - 16" - Off White          |
|     | 009731-01-000 | EA  | End Cap - Feature Strip                                       |
|     | 001030-02-003 | EA  | Insert - Feature Strip - 17" Long - Off White                 |
| 17  | 075189-01-000 | EA  | Trim - Wheelwell - Rear Passenger - Off White                 |
|     | 075189-02-000 | EA  | Trim - Wheelwell - Rear Driver - Off White                    |
|     | 087953-01-000 | EA  | Trim - Wheelwell - Rear - Extrusion - Off White               |

| Key | Part Number   | U/M | Description   |
|-----|---------------|-----|---|
| 18  | M99864-01-AA5 | EA  | Sidewall Asm. - Passenger                                 |
| 18  | M99864-01-AA6 | EA  | Sidewall Asm. - Passenger                                 |
| 18  | M99864-01-AA7 | EA  | Sidewall Asm. - Passenger                                 |
| 19  | 073502-15-000 | EA  | Trim - Sidewall To Rear Cap - Metal - Right - Off White   |
|     | 073502-16-000 | EA  | Trim - Sidewall To Rear Cap - Metal - Left - Off White    |
| 20  | 077339-03-000 | EA  | Trim - Contour - Upper Rear Passenger - Off White         |
|     | 077339-04-000 | EA  | Trim - Contour - Upper Rear Driver - Off White            |
| 21  | 099867-01-AA5 | EA  | Backwall Asm. - Inner                                     |
| 21  | 099867-01-AA6 | EA  | Backwall Asm. - Inner                                     |
| 21  | 099867-01-AA7 | EA  | Backwall Asm. - Inner                                     |
|     | 074965-02-000 | EA  | Trim - Backwall - Lower - Passenger or Driver             |
| 22  | 080252-02-000 | EA  | Rear Cap w/o Lights - Primed                              |
|     | 077941-01-000 | EA  | Seal - Rubber - Flat w/Sk                                 |
|     | 083805-08-000 | EA  | Trim - Backwall To Roof                                   |
|     | 083111-05-000 | EA  | Trim - Bottom - Tapered 39.4" Long - Aluminum - Off White |
|     | 002365-01-001 | EA  | U-Channel - Extrusion - 1" x 18"                          |
|     | 002776-01-001 | EA  | U-Channel - Extrusion - 1.75" x 16"                       |
|     | 077514-24-000 | EA  | Fiberglass Sheet - 48" x 96" - Flat                       |
|     | 076054-90-000 | EA  | Fiberglass Sheet - 4' x 24 66" - Off White                |
|     | 001054-01-011 | EA  | Alum. - No Design - 48" x 96" - Off White                 |
|     | 000868-01-000 | SF  | Styrofoam - .75" x 24" x 96"                              |
|     | 000870-05-000 | SF  | Styrofoam - .5" x 24" x 96"                               |
|     | 000670-03-000 | SF  | Styrofoam - 1.34" x 48" x 96"                             |
|     | 083574-01-000 | SF  | Styrofoam - Dow Type - SM - 1.5" x 24" x 85.25"           |
|     | 083574-02-000 | SF  | Styrofoam - Dow Type - SM - 1.5" x 24" x 90.5"            |

## 1990 WINNEBAGO TABLE OF CONTENTS

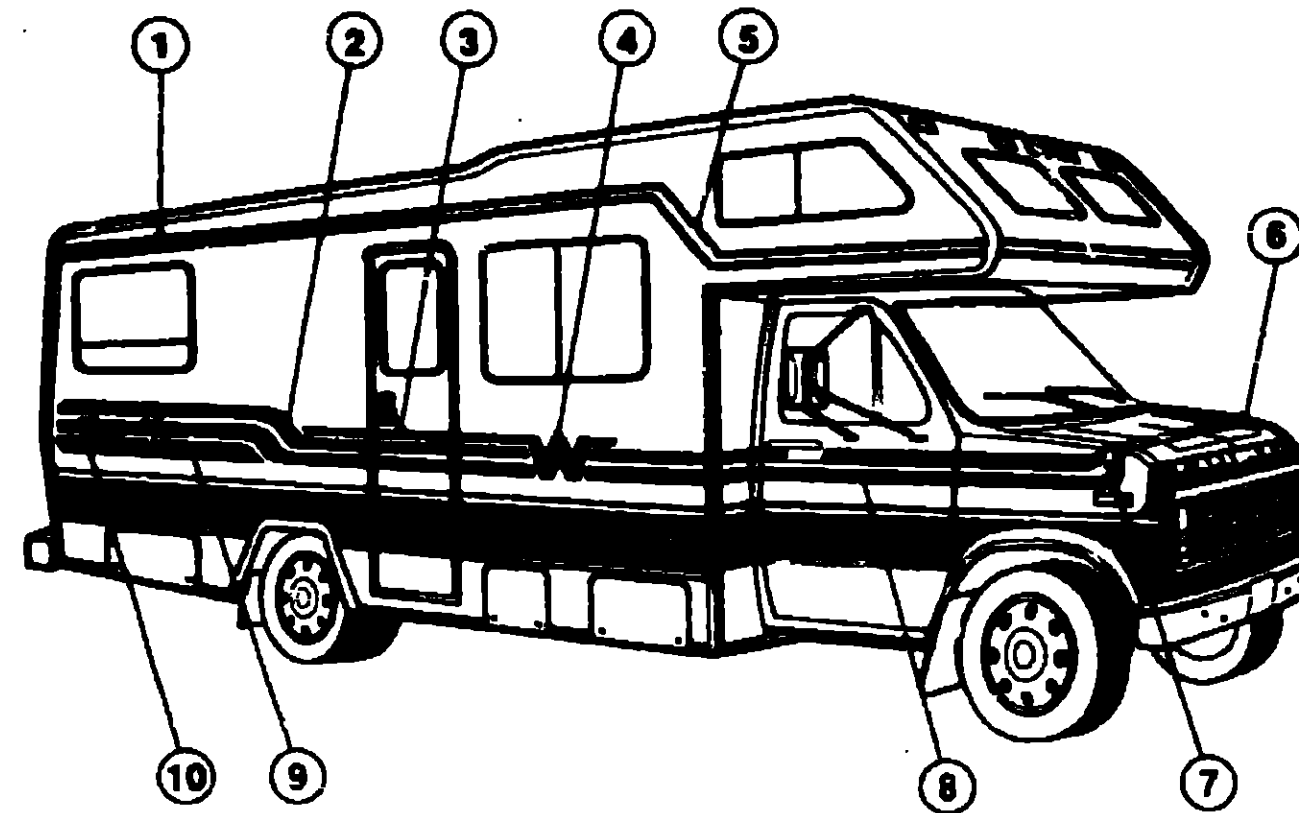
|                              |             |
|------------------------------|-------------|
| INTRODUCTION                 | A-01 - A-02 |
| ABBREVIATIONS                | A-03        |
| ALPHABETICAL GROUP REFERENCE | A-04 - A-06 |
| WF424RC                      | A-07 - D-14 |
| WF426RT                      | D-15 - G-18 |
| WF427RT                      | G-19 - K-01 |

## 1990 WF427RT INDEX

|                                    |             |
|------------------------------------|-------------|
| Floor Plan                         | G-19 - G-20 |
| Accessories Group                  | G-21 - G-24 |
| Bath Group                         | H-01 - H-02 |
| Bedroom Group                      | H-03 - H-04 |
| Chassis Group                      | H-05 - H-08 |
| Curtain, Cushion & Pad Group       | H-10 - H-18 |
| Dinette Group                      | H-19 - H-20 |
| Driver's Compartment Group         | H-21 - H-23 |
| Electrical Group                   | H-24 - I-03 |
| Exterior Body Group                | I-04 - I-08 |
| Galley Group                       | I-09 - I-13 |
| Heating & Air Conditioning Group   | I-14 - I-15 |
| Interior Finish Group              | I-16 - I-18 |
| Labels Group                       | I-19 - J-01 |
| LP Group                           | J-02        |
| Lounge Group                       | J-03 - J-04 |
| Sealants & Fasteners Group         | J-05 - J-07 |
| Water & Sewage Group               | J-08 - J-11 |
| Window, Vent & Exterior Door Group | J-12 - K-01 |

# EXTERIOR BODY GROUP (CONTINUED)

## DECALS & MULTISTRIPE



## 1990 WINNEBAGO TABLE OF CONTENTS

|                              |             |
|------------------------------|-------------|
| INTRODUCTION                 | A-01 - A-02 |
| ABBREVIATIONS                | A-03        |
| ALPHABETICAL/GROUP REFERENCE | A-04 - A-08 |
| WF424RC                      | A-07 - D-14 |
| WF426RT                      | D-15 - G-18 |
| WF427RT                      | G-19 - K-01 |

## 1990 WF427RT INDEX

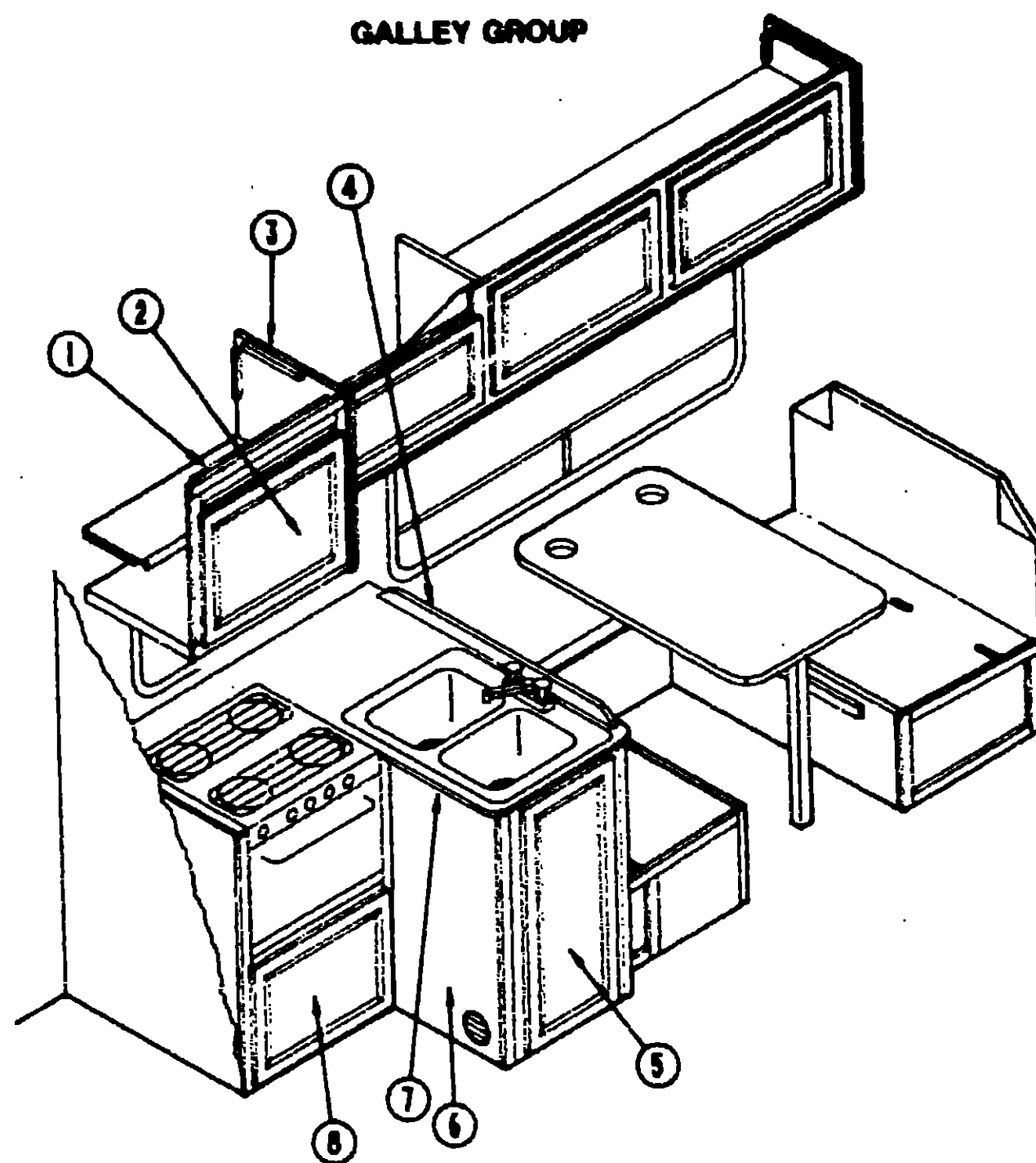
| Key | Part Number   | U/M | Description   |
|-----|---------------|-----|---|
| 1   | 093680-08-03A | FT  | Film - Multistripe - 3 6" x 150" - Brown/Blue (AA5)   |
| 1   | 093680-08-04A | FT  | Film - Multistripe - 3 6" x 150" - Brown/Green (AA6)  |
| 1   | 093680-08-05A | FT  | Film - Multistripe - 3 6" x 150" - Green/Purple (AA7) |
| 2   | 093705-01-06A | EA  | Decal - Side Step - Passenger - Blue/Brown (AA5)      |
| 2   | 093705-01-04A | EA  | Decal - Side Step - Passenger - Green/Brown (AA6)     |
| 2   | 093705-01-05A | EA  | Decal - Side Step - Passenger - Purple/Green (AA7)    |
|     | 093705-02-06A | EA  | Decal - Side Step - Driver - Blue/Brown (AA5)         |
|     | 093705-02-04A | EA  | Decal - Side Step - Driver - Green/Brown (AA6)        |
|     | 093705-02-05A | EA  | Decal - Side Step - Driver - Purple/Green (AA7)       |
| 3   | 093681-03-01A | FT  | Film - 1.4" x 150" - Gray                             |
| 4   | 079351-31-000 | EA  | Decal - Flying "W"                                    |
| 5   | 093706-01-03A | EA  | Decal - Side Step - Passenger - Brown/Blue (AA5)      |
| 5   | 093706-01-04A | EA  | Decal - Side Step - Passenger - Brown/Green (AA6)     |
| 5   | 093706-01-05A | EA  | Decal - Side Step - Passenger - Green/Purple (AA7)    |
|     | 093706-02-03A | EA  | Decal - Side Step - Driver - Brown/Blue (AA5)         |
|     | 093706-02-04A | EA  | Decal - Side Step - Driver - Brown/Green (AA6)        |
|     | 093706-02-05A | EA  | Decal - Side Step - Driver - Green/Purple (AA7)       |

| Key | Part Number   | U/M | Description   |
|-----|---------------|-----|---|
| 6   | 093707-02-03A | EA  | Decal - Fender - Driver - Blue/Brown (AA5)            |
| 6   | 093707-02-04A | EA  | Decal - Fender - Driver - Green/Brown (AA6)           |
| 6   | 093707-02-05A | EA  | Decal - Fender - Driver - Purple/Green (AA7)          |
|     | 069745-03-000 | EA  | Decal - "Winne"                                       |
|     | 069745-04-000 | EA  | Decal - "Bago"  |
| 7   | 093707-01-03A | EA  | Decal - Fender - Passenger - Blue/Brown (AA5)         |
| 7   | 093707-01-04A | EA  | Decal - Fender - Passenger - Green/Brown (AA6)        |
| 7   | 093707-01-05A | EA  | Decal - Fender - Passenger - Purple/Green (AA7)       |
| 8   | 093683-10-03A | FT  | Film - Multistripe - 6.8" x 150" - Blue/Brown (AA5)   |
| 8   | 093683-10-04A | FT  | Film - Multistripe - 6.8" x 150" - Green/Brown (AA6)  |
| 8   | 093683-10-05A | FT  | Film - Multistripe - 6.8" x 150" - Purple/Green (AA7) |
| 9   | 093681-02-01A | FT  | Film - 3.2" x 150" - Gray                             |
| 10  | 075478-02-000 | EA  | Decal - Logo - "Minnie Winnie" - Chrome               |
|     | 050313-22-000 | EA  | Decal - Logo - "Winnebago" - 2.8" - Chrome (Backwall) |

For your convenience here are the Dupont Color Codes you can purchased locally.  
 Blue K8147  
 Brown L8419  
 Green B8211  
 Gray H9263  
 Purple No Dupont number available. Must be mixed by your local paint supplier.

|                                    |             |
|------------------------------------|-------------|
| Floor Plan                         | G-19 - G-20 |
| Accessories Group                  | G-21 - G-24 |
| Bath Group                         | H-01 - H-02 |
| Bedroom Group                      | H-03 - H-04 |
| Chassis Group                      | H-05 - H-09 |
| Curtain, Cushion & Pad Group       | H-10 - H-18 |
| Dinette Group                      | H-19 - H-20 |
| Driver's Compartment Group         | H-21 - H-23 |
| Electrical Group                   | H-24 - I-03 |
| Exterior Body Group                | I-04 - I-08 |
| Galley Group                       | I-09 - I-13 |
| Heating & Air Conditioning Group   | I-14 - I-15 |
| Interior Finish Group              | I-16 - I-18 |
| Labels Group                       | I-19 - J-01 |
| LP Group                           | J-02        |
| Lounge Group                       | J-03 - J-04 |
| Sealants & Fasteners Group         | J-05 - J-07 |
| Water & Sewage Group               | J-08 - J-11 |
| Window, Vent & Exterior Door Group | J-12 - K-01 |

## GALLEY GROUP



## GALLEY CABINETRY

| Key | Part Number   | U/M | Description   |
|-----|---------------|-----|---|
| 1   | M99955-01-AA5 | EA  | Cabinet Asm. - Galley Overhead - w/o Door or Hardware                 |
| 2   | M88304-A9-AB6 | EA  | Door Asm. - Galley Overhead - 14.3" x 21.8" - w/o Hardware            |
| 3   | 081280-28-AA5 | EA  | End Cap - Galley Overhead   |
| 4   | 098335-01-AB6 | EA  | Rail - Galley Backsplash (AA5, AA6)                                   |
| 4   | 098335-01-AB8 | EA  | Rail - Galley Backsplash (AA7)  |
| 5   | M88304-14-AB6 | EA  | Door Asm. - Galley Cabinet - 14.4" x 33.5" - w/o Hardware             |
| 6   | M04126-01-AA5 | EA  | Cabinet Asm. - Galley w/Countertop - w/o Doors or Hardware (AA5, AA6) |
| 6   | M04126-01-AA7 | EA  | Cabinet Asm. - Galley w/Countertop - w/o Doors or Hardware (AA7)      |
| 6   | M04126-02-AA5 | EA  | Cabinet Asm. - Galley w/Countertop - w/o Doors or Hardware (AA5, AA6) |
| 6   | M04126-02-AA7 | EA  | Cabinet Asm. - Galley w/Countertop - w/o Doors or Hardware (AA7)      |
| 7   | M82184-11-AB6 | EA  | Drawer Asm. - Galley Cabinet - 19.8" Wide x 19" Deep - w/o Hardware   |
| 7   | 099872-11-AA5 | EA  | Countertop Asm. - Galley Cabinet (AA5, AA6)                           |
| 7   | 099872-11-AA7 | EA  | Countertop Asm. - Galley Cabinet (AA7)                                |
| 8   | M92073-01-AA5 | EA  | Door Asm. - Furrice   |
|     | 072369-34-000 | EA  | Mesh - Expanded - 19.3" x 5.8" - Bronze                               |
|     | 091257-06-000 | EA  | Handrail - Refrigerator Cabinet - Regal Oak                           |

\* These parts were used with Option L135

## GALLEY GROUP (CONTINUED)

### GALLEY HARDWARE

| Key | Part Number   | U/M | Description   |
|-----|---------------|-----|---|
|     | 098854-01-000 | EA  | Sink - Stainless Steel - Double                                 |
|     | 086437-01-000 | EA  | Strainer - w/Basket - Sink                                      |
|     | 011053-04-000 | EA  | Faucet - Swing Spout - 8"                                       |
|     | 091253-01-000 | EA  | Gasket - Faucet   |
|     | 081530-01-AA9 | EA  | Cover Asm. - Sink (AA5, AA6)                                    |
|     | 081530-01-AA8 | EA  | Cover Asm. - Sink (AA7)   |
|     | 011091-02-000 | EA  | Continuous Waste - Double Sink                                  |
|     | 074981-01-000 | EA  | Cutting Board - Unfinished - Maple                              |
|     | 077409-02-000 | EA  | Drawer Slide - Plastic - 20.75"                                 |
|     | 077404-02-000 | EA  | Drawer - Plastic - 20" x 12.7"                                  |
|     | 093288-03-01A | EA  | Tray - Silverware - 10.2" x 17.6" - Plastic - Beige             |
|     | 100081-01-01A | EA  | Tray - Silverware - 9" x 13.3" - Plastic - Almond - Rubbermaid  |
|     | 092487-01-Y15 | EA  | Rack Asm. - Spice   |
|     | 081587-01-000 | EA  | Bracket - Tiedown - Range - Right Side                          |
|     | 081587-02-000 | EA  | Bracket - Tiedown - Range - Left Side                           |
|     | 083752-01-000 | EA  | Shroud - Range - 18.5" x 20.6" x 16.2" - Metal - Off White      |
|     | 094750-01-000 | EA  | Bracket - Microwave - 90° - Steel                               |
|     | 094756-01-01A | EA  | Bracket - "L" - Microwave - 4.6" Long x 3.9" Wide - Steel - Tan |
|     | 094745-01-01A | EA  | Trim - Microwave - Lower - Black                                |
|     | 094774-01-01A | EA  | Trim - Microwave - Either Side - .5" x 14.8" - Metal - Black    |
|     | 094774-03-01A | EA  | Trim - Microwave - Either Side - 1.5" x 14.8" - Metal - Black   |
|     | 054450-01-000 | EA  | Level - Refrigerator  |

## 1990 WINNEBAGO TABLE OF CONTENTS

|                              |             |
|------------------------------|-------------|
| INTRODUCTION                 | A-01 - A-02 |
| ABBREVIATIONS                | A-03        |
| ALPHABETICAL/GROUP REFERENCE | A-04 - A-08 |
| WF424RC                      | A-07 - D-14 |
| WF426RT                      | D-15 - G-18 |
| WF427RT                      | G-19 - K-01 |

## 1990 WF427RT INDEX

|                                    |             |
|------------------------------------|-------------|
| Floor Plan                         | G-19 - G-20 |
| Accessories Group                  | G-21 - G-24 |
| Bath Group                         | H-01 - H-02 |
| Bedroom Group                      | H-03 - H-04 |
| Chassis Group                      | H-05 - H-09 |
| Curtain, Cushion & Pad Group       | H-10 - H-18 |
| Dinette Group                      | H-19 - H-20 |
| Driver's Compartment Group         | H-21 - H-23 |
| Electrical Group                   | H-24 - I-03 |
| Exterior Body Group                | I-04 - I-08 |
| Galley Group                       | I-09 - I-13 |
| Heating & Air Conditioning Group   | I-14 - I-15 |
| Interior Finish Group              | I-16 - I-18 |
| Labels Group                       | I-19 - J-01 |
| LP Group                           | J-02        |
| Lounge Group                       | J-03 - J-04 |
| Sealants & Fasteners Group         | J-05 - J-07 |
| Water & Sewage Group               | J-08 - J-11 |
| Window, Vent & Exterior Door Group | J-12 - K-01 |

# **GALLEY GROUP (CONTINUED)**

## **GALLEY APPLIANCES**

| Key | Part Number   | U/M | Description  |
|-----|---------------|-----|--|
|     | 094038-01-000 | EA  | Refrigerator - 3-Way Small Double Door - Norcold 663 (Option L04E) |
|     | 094038-03-000 | EA  | Refrigerator - 2-Way Small Double Door - Norcold 662               |
|     | 084879-03-700 | EA  | Cooling Unit   |
|     | 064473-03-719 | EA  | Flue   |
|     | 088248-01-709 | EA  | Heater A/C   |
|     | 075217-01-737 | EA  | Control Module   |
|     | 094039-04-702 | EA  | Power Supply (2-Way)   |
|     | 094039-01-737 | EA  | Power Supply (3-Way)   |
|     | 094039-04-701 | EA  | Eyebrow (2-Way)  |
|     | 094039-01-701 | EA  | Eyebrow (3-Way)  |
|     | 094039-04-700 | EA  | P.C. Board (2-Way)   |
|     | 094039-01-700 | EA  | P.C. Board (3-Way)   |
|     | 084880-01-715 | EA  | Shut-Off Valve - Manual  |
|     | 064880-01-713 | EA  | Male Connector   |
|     | 064473-01-702 | EA  | Orifice  |
|     | 084248-01-706 | EA  | Burner   |
|     | 088248-01-708 | EA  | Ignition Electrode   |
|     | 084880-01-733 | EA  | Dairy Keeper   |
|     | 084880-01-734 | EA  | Hinge Bracket - Top Right/Bottom - Left (Brown)                    |
|     | 094039-01-723 | EA  | Hinge Bracket - Top Right/Bottom - Left (Black)                    |
|     | 094039-01-707 | EA  | Upper Door Handle Asm. (Brown)                                     |
|     | 094039-01-708 | EA  | Upper Door Handle Asm. (Black)                                     |
|     | 094039-01-705 | EA  | Upper Door Liner - White (Brown)                                   |
|     | 094039-01-706 | EA  | Upper Door Liner - White (Black)                                   |
|     | 084880-01-735 | EA  | Hinge Bracket - Top Left/Bottom - Right (Brown)                    |
|     | 094039-01-724 | EA  | Hinge Bracket - Top Left/Bottom - Right (Black)                    |
|     | 075217-01-738 | EA  | Switch Rocker - 3 Position - Black                                 |
|     | 084880-01-732 | EA  | Latch  |
|     | 084880-02-700 | EA  | Lower - Flange   |
|     | 094039-01-732 | EA  | Front Cover - Bottom Trim - Black                                  |
|     | 094039-01-712 | EA  | Door Bin - w/Silver Border - Gray                                  |
|     | 094039-01-718 | EA  | Milk Bin - w/Silver Trim - Gray                                    |
|     | 084880-01-747 | EA  | Plug Hole  |
|     | 094039-01-722 | EA  | Plug Hole - Hinge Holes - Black                                    |
|     | 094039-01-711 | EA  | Juice Rack - w/Silver Trim   |
|     | 094039-01-726 | EA  | Evaporator Shell   |
|     | 084880-03-707 | EA  | Cover - Lamp or Bulb   |
|     | 094039-01-733 | EA  | Wire Shelf - Middle  |
|     | 094039-01-734 | EA  | Wire Shelf w/Riser - Top   |
|     | 084880-01-722 | EA  | Crisper Cover  |
|     | 094039-01-731 | EA  | Crisper w/Silver Trim - Gray                                       |
|     | 094038-01-705 | EA  | Cabinet Asm. - Frame (Brown)                                       |
|     | 094038-01-706 | EA  | Cabinet Asm. - Frame (Black)                                       |
|     | 084880-01-746 | EA  | Cable  |
|     | 084880-01-731 | EA  | Hinge - Pin  |
|     | 094039-01-725 | EA  | Hinge Pin - Male - Black   |
|     | 094039-01-729 | EA  | Hinge Pin Shaft - Center Hinge (Brown)                             |
|     | 094039-01-730 | EA  | Hinge Pin Shaft - Center Hinge (Black)                             |
|     | 094039-01-727 | EA  | Hinge Bracket - Center Hinge (Brown)                               |
|     | 094039-01-728 | EA  | Hinge Bracket - Center Hinge (Black)                               |
|     | 084880-01-749 | EA  | Hinge Bushing  |
|     | 088248-01-707 | EA  | Sensor Electrode   |
|     | 088248-01-710 | EA  | Heater DC (3-Way)  |

# **GALLEY GROUP (CONTINUED)**

## **GALLEY APPLIANCES (CONTINUED)**

| Key | Part Number   | U/M | Description   |
|-----|---------------|-----|---|
|     | 094039-01-702 | EA  | Gasket - Upper - Gray                                 |
|     | 094038-01-700 | EA  | Gasket - Lower - Gray                                 |
|     | 094038-01-705 | EA  | Upper Door Liner - White (Brown)                      |
|     | 094039-01-706 | EA  | Upper Door Liner - White (Black)                      |
|     | 094038-01-701 | EA  | Lower Door Liner - White (Brown)                      |
|     | 094038-01-702 | EA  | Lower Door Liner - White (Black)                      |
|     | 094038-01-703 | EA  | Lower Door Handle Asm. (Brown)                        |
|     | 094039-01-715 | EA  | Lower Door Handle Asm. (Brown)                        |
|     | 094038-01-704 | EA  | Lower Door Handle Asm. (Black)                        |
|     | 094039-01-717 | EA  | Lower Door Handle Asm. (Black)                        |
|     | 084880-01-718 | EA  | Gas - Valve   |
|     | 084880-03-705 | EA  | Bracket - Interior Refrigerator Light                 |
|     | 084880-03-706 | EA  | Lamp - Bulb   |
|     | 084880-01-736 | EA  | Light Switch - Brown                                  |
|     | 094039-01-703 | EA  | Hinge Plate - Left (Brown)                            |
|     | 094039-01-704 | EA  | Hinge Plate - Left (Black)                            |
|     | 094039-01-709 | EA  | Hinge Plate - Top - Right/Bottom - Left (Brown)       |
|     | 094039-01-710 | EA  | Hinge Plate - Top - Right/Bottom - Left (Black)       |
|     | 094039-01-741 | EA  | Tray - Shelf - Plastic - Gray                         |
|     | 084880-01-753 | EA  | Thermister - 78" w/o Clip                             |
|     | 096983-09-01A | EA  | Hood - Range - w/Monitor Panel - Almond (US)          |
|     | 096983-10-01A | EA  | Hood - Range - w/Monitor Panel - Almond (CSA)         |
|     | 096983-10-701 | EA  | Face Plate (Screened) LVS 1997                        |
|     | 096983-09-700 | EA  | Metal Face Plate (Screened) LVS 1995                  |
|     | 090973-01-700 | EA  | Motor - LVS CA508-1                                   |
|     | 090973-01-702 | EA  | Blade - Fan - LVS VA183-1                             |
|     | 092696-01-709 | EA  | Bulb - 912 - Ventline VA415                           |
|     | 092696-01-710 | EA  | Socket - Light - Ventline CB267-2                     |
|     | 096983-01-708 | EA  | Lens - Lamp - Ventline CC179                          |
|     | 096983-01-707 | EA  | Filter - Grease - 8" x 8" - LVS CC246                 |
|     | 079353-01-704 | EA  | Circuit Board - Tanks - LVS 5062                      |
|     | 075470-01-703 | EA  | Switch - ON/Momentary - Jensen RP1016                 |
|     | 075470-01-705 | EA  | Switch - On/Off/On Momentary - Jensen RP1014          |
|     | 092696-01-701 | EA  | Knob - Cable Lever - Plastic - Black - Ventline CC225 |
|     | 096983-01-709 | EA  | Switch & Lever - Module - 17 1/2" - Ventline CB547-4  |
|     | 092696-01-703 | EA  | Fuse Holder - Ventline CC195                          |
|     | 079353-01-700 | EA  | Test Connector - LVS 7904                             |
|     | 092698-02-01A | EA  | Vent - Range Hood - w/Door - Off White                |

NOTE: Items indented below assembly are serviceable parts for that assembly.

## **1990 WINNEBAGO TABLE OF CONTENTS**

|                              |             |
|------------------------------|-------------|
| INTRODUCTION                 | A-01 - A-02 |
| ABBREVIATIONS                | A-03        |
| ALPHABETICAL/GROUP REFERENCE | A-04 - A-06 |
| WF424RC                      | A-07 - D-14 |
| WF426RT                      | D-15 - G-18 |
| WF427RT                      | G-19 - K-01 |

## **1990 WF427RT INDEX**

|                                    |             |
|------------------------------------|-------------|
| Floor Plan                         | G-19 - G-20 |
| Accessories Group                  | G-21 - G-24 |
| Bath Group                         | H-01 - H-02 |
| Bedroom Group                      | H-03 - H-04 |
| Chassis Group                      | H-05 - H-09 |
| Curtain, Cushion & Pad Group       | H-10 - H-18 |
| Dinette Group                      | H-19 - H-20 |
| Driver's Compartment Group         | H-21 - H-23 |
| Electrical Group                   | H-24 - I-03 |
| Exterior Body Group                | I-04 - I-08 |
| Galley Group                       | I-09 - I-13 |
| Heating & Air Conditioning Group   | I-14 - I-15 |
| Interior Finish Group              | I-16 - I-18 |
| Labels Group                       | I-19 - J-01 |
| LP Group                           | J-02        |
| Lounge Group                       | J-03 - J-04 |
| Sealants & Fasteners Group         | J-05 - J-07 |
| Water & Sewage Group               | J-08 - J-11 |
| Window, Vent & Exterior Door Group | J-12 - K-01 |

# **GALLEY GROUP (CONTINUED)**

## **GALLEY APPLIANCES (CONTINUED)**

| Key | Part Number   | U/M | Description   |
|-----|---------------|-----|---|
|     | 055282-02-000 | EA  | Range w/Oven - 4 Burner - Almond - Magic Chef BT16NA-4Z-50            |
|     | 055282-03-700 | EA  | Thermostat - Magic Chef 993-476                                       |
|     | 055282-03-702 | EA  | Knob - Thermostat - Magic Chef 50-20281                               |
|     | 055282-03-708 | EA  | Bumper - Main Top - Plastic Plug - Magic Chef 744-176                 |
|     | 049045-01-742 | EA  | Burner Asm. - Oven - Magic Chef 50-20216                              |
|     | 081374-02-701 | EA  | Regulator - Pressure - Magic Chef 976-27                              |
|     | 049045-01-703 | EA  | Valve - Top Burner - Magic Chef 997-584                               |
|     | 064782-02-705 | EA  | Handle - Oven Door - Black - Magic Chef 50-25104                      |
|     | 049045-01-728 | EA  | Broiler Pan w/o Insert - Magic Chef 50-22114-2                        |
|     | 064782-02-709 | EA  | Glass - Oven Door - Magic Chef 50-26096                               |
|     | 098507-02-703 | EA  | Glass - Oven Door - Outer - Magic Chef 50-27096-1                     |
|     | 098507-02-704 | EA  | Panel - Oven Door - Ebony - Magic Chef 2401F082-70                    |
|     | 098507-01-700 | EA  | Panel - Oven Door - Almond - Magic Chef 2401F075-74                   |
|     | 098507-02-700 | EA  | Filter - Pilot - Magic Chef 755-126                                   |
|     | 098507-02-702 | EA  | Deflector - Vent - Magic Chef 50-27039-1                              |
|     | 098507-02-701 | EA  | Insert - Burner (Slotted Vent) - Magic Chef 7214P015-60               |
|     | 064782-02-701 | EA  | Shield - Deflector Flue - Black - Magic Chef 50-25039-1               |
|     | 049045-01-741 | EA  | Insert - Broiler Pan - Magic Chef 5022119-1 or 2                      |
|     | 064782-02-710 | EA  | Bracket - Front Glass - Magic Chef 56-62097                           |
|     | 064782-02-712 | EA  | Grate - Top Burner - Square Holes - Magic Chef 50-25439               |
|     | 064782-02-714 | EA  | Fitting - Pipe Nipple - 1/8" - Magic Chef 863-1                       |
|     | 064782-02-708 | EA  | Valve - Mercury Control - Magic Chef 999-626                          |
|     | 064782-02-711 | EA  | Top - Main - Almond - 4 Burner - Magic Chef 50-27764A                 |
|     | 064782-02-712 | EA  | Grate - Top Burner - Square Holes - Magic Chef 50-25439               |
|     | 064782-02-715 | EA  | Clip - Grate - Magic Chef 413-00015                                   |
|     | 081374-03-000 | EA  | Range Top - 4 Burner w/o Oven - Magic Chef BT85NA 4 (Option L1351A)   |
|     | 081374-03-700 | EA  | Trim - Cab - Rear - Almond - Magic Chef 3608F016-74                   |
|     | 081374-03-701 | EA  | Trim - Cab - Front - Almond - Magic Chef 3608F015-74                  |
|     | 081374-03-704 | EA  | Regulator - Pressure - Magic Chef 7510P032-60                         |
|     | 081374-03-703 | EA  | Trim - Back - Almond - Magic Chef 3608F009-74                         |
|     | 049045-01-703 | EA  | Valve - Top Burner - Magic Chef 997-584                               |
|     | 064782-02-712 | EA  | Grate - Top Burner - Square Holes - Magic Chef 50-2543                |
|     | 064782-02-715 | EA  | Clip - Grate - Magic Chef 413-00015                                   |
|     | 081374-03-000 | EA  | Range Top - 4 Burner w/o Oven - Magic Chef BT 85 NA-4                 |
|     | 081374-03-700 | EA  | Trim - Cab - Rear - Almond - Magic Chef 3608F016-74                   |
|     | 081374-03-701 | EA  | Trim - Cab - Front - Almond - Magic Chef 3608F015-74                  |
|     | 081374-03-704 | EA  | Regulator - Pressure - Magic Chef 7510P032-60                         |
|     | 081374-03-705 | EA  | Trim - Back - Almond - Magic Chef 3608F009-74                         |
|     | 049045-01-703 | EA  | Valve - Top Burner - Magic Chef 997-584                               |
|     | 064782-02-712 | EA  | Grate - Top Burner - Square Holes - Magic Chef 50-2543                |
|     | 064782-02-715 | EA  | Clip - Grate - Magic Chef 413-00015                                   |
|     | 064782-02-711 | EA  | Top - Main - Almond - 4 Burner Square - Magic Chef 50-27764A          |
|     | 085280-03-000 | EA  | Cover - Burner - Range w/Oven - Bi-Fold - Almond - Magic Chef KL22A-1 |
|     | 085280-04-000 | EA  | Cover - Burner - Range w/Oven - Bi-Fold - Almond - Magic Chef KL16A-1 |
|     | 091269-03-000 | EA  | Oven - Microwave - Magic Chef M16-10PB                                |
|     | 091269-03-701 | EA  | Plate - Ceramic - 9.5" Dia - Magic Chef 246-005                       |
|     | 091269-03-702 | EA  | Clip - Oven Shell - White - Magic Chef 201-0044                       |
|     | 091269-05-000 | EA  | Oven - Microwave - Magic Chef M15E-9PB                                |

These parts are used with Option L1351A

NOTE: Items indented below assemblies are serviceable parts for that assembly

# **HEATING & AIR CONDITIONING GROUP**

## **ROOF AIR CONDITIONER (OPTION L2803A)**

| Key | Part Number   | U/M | Description                         |
|-----|---------------|-----|-------------------------------------|
|     | 082440-01-000 | EA  | Air Conditioner - Roof - 13,500 BTU |
|     | 082441-01-000 | EA  | Ceiling Asm. - A/C - 220 Volt       |

## **ROOF AIR CONDITIONING - 13,500 BTU (OPTION L2801A)**

| Key | Part Number   | U/M | Description  |
|-----|---------------|-----|--|
|     | 083763-01-04A | EA  | Air Conditioner - 110 Volt & Roof Mount - 13,500 BTU - TSR |
|     | 083763-04-700 | EA  | Shroud - Roof A/C - w/o Logos                              |
|     | 093306-01-701 | EA  | Decal Pkg. - Left & Right                                  |
|     | 091225-01-709 | EA  | Start Relay  |
|     | 091225-01-710 | EA  | Start Capacitor  |
|     | 073742-02-704 | EA  | Run Capacitor (Compressor)                                 |
|     | 081606-01-708 | EA  | Limit Switch   |
|     | 093763-01-712 | EA  | Fan Blade - Condenser                                      |
|     | 076303-01-712 | EA  | Motor  |
|     | 093763-01-702 | EA  | Overload   |
|     | 093763-01-703 | EA  | Impeller - 7" Dia. x 2.8" Wide                             |
|     | 093763-01-704 | EA  | Capacitor - Fan  |
|     | 093763-01-707 | EA  | Evaporator Coil  |
|     | 093763-01-708 | EA  | Condenser Coil   |
|     | 093763-01-709 | EA  | Compressor   |
|     | 102285-01-000 | EA  | Spring - Screw - Roof A/C Gasket                           |
|     | 093764-01-000 | EA  | Ceiling Asm. - A/C Cool Only - TSR                         |
|     | 042204-01-709 | EA  | Thermostat In - 64 - Out - 58                              |
|     | 042205-01-702 | EA  | Thermostat In - 89 - Out - 58                              |
|     | 073742-01-701 | EA  | Selector Switch (5 Terminal)                               |
|     | 073742-01-703 | EA  | Decal - "Heat & Cool"                                      |
|     | 093763-01-705 | EA  | Decal - "Heat/Cool" - Thermostat                           |
|     | 091225-01-713 | EA  | Knob (2 per package)                                       |
|     | 081606-01-712 | EA  | Ceiling Shroud (Ivory)                                     |
|     | 073742-01-702 | EA  | Decal "Cool Only"  |
|     | 076303-01-707 | EA  | Filter - 6" x 14 3/4" x 1/2" 12 per Pkg                    |
|     | 093763-01-710 | EA  | Single Parts Package                                       |
|     | 093763-01-711 | EA  | Gasket Package   |
|     | 091225-01-717 | EA  | Decal - Thermostat - "Cool Only"                           |

NOTE: Items indented below assemblies are serviceable parts for that assembly.

# **1990 WINNEBAGO TABLE OF CONTENTS**

|                              |             |
|------------------------------|-------------|
| INTRODUCTION                 | A-01 - A-02 |
| ABBREVIATIONS                | A-03        |
| ALPHABETICAL/GROUP REFERENCE | A-04 - A-08 |
| WF424RC                      | A-07 - D-14 |
| WF426RT                      | D-15 - G-18 |
| WF427RT                      | G-19 - K-01 |

## **1990 WF427RT INDEX**

|                                    |             |
|------------------------------------|-------------|
| Floor Plan                         | G-19 - G-20 |
| Accessories Group                  | G-21 - G-24 |
| Bath Group                         | H-01 - H-02 |
| Bedroom Group                      | H-03 - H-04 |
| Chassis Group                      | H-05 - H-09 |
| Curtain, Cushion & Pad Group       | H-10 - H-18 |
| Dinette Group                      | H-19 - H-20 |
| Driver's Compartment Group         | H-21 - H-23 |
| Electrical Group                   | H-24 - I-03 |
| Exterior Body Group                | I-04 - I-08 |
| Galley Group                       | I-09 - I-13 |
| Heating & Air Conditioning Group   | I-14 - I-15 |
| Interior Finish Group              | I-16 - I-18 |
| Labels Group                       | I-19 - J-01 |
| LP Group                           | J-02        |
| Lounge Group                       | J-03 - J-04 |
| Sealants & Fasteners Group         | J-05 - J-07 |
| Water & Sewage Group               | J-08 - J-11 |
| Window, Vent & Exterior Door Group | J-12 - K-01 |

# HEATING & AIR CONDITIONING GROUP (CONTINUED)

## FURNACES

| Key | Part Number   | U/M | Description                               |
|-----|---------------|-----|---|
|     | 009198-01-000 | FT  | Duct - Flexible - 4" ID x 25'             |
|     | 069636-02-000 | EA  | Connector Duct                            |
|     | 05G462-05-000 | EA  | Register - 4" Dia. - Plastic - w/o Damper |
|     | 009200-01-000 | EA  | Tape - Furnace - 1 1/2"                   |
|     | 023146-01-000 | EA  | Clamp - Screw Type - 4"                   |
|     | 093365-01-000 | EA  | Thermostat - Furnace - Suburban (Wall)    |
|     | 090039-05-000 | EA  | Furnace - 30,000 BTU - Suburban           |
|     | 090039-05-700 | EA  | Thermostat                                |
|     | 090039-05-701 | EA  | Combustion Chamber Asm.                   |
|     | 090039-05-702 | EA  | Gasket - Manifold                         |
|     | 090039-05-703 | EA  | Manifold Pipe Asm.                        |
|     | 090039-05-704 | EA  | Combustion Chamber Asm.                   |
|     | 090039-05-705 | EA  | Wheel - Combustion Air                    |
|     | 090039-05-706 | EA  | Combustion Air Housing Asm.               |
|     | 090039-05-707 | EA  | Gasket - Motor                            |
|     | 090039-05-708 | EA  | Gasket - Crossover Tube Housing           |
|     | 090039-05-709 | EA  | Crossover Tube Asm.                       |
|     | 090039-05-710 | EA  | Gasket - Crossover Tube Chamber           |
|     | 090039-05-711 | EA  | Blower Housing Asm. - Room Air            |

NOTE: Items indented below assemblies are serviceable parts for that assemblies.

## REAR AUXILIARY HEATER - W/MOTOR AND (OPTION L6111A)

| Key | Part Number   | U/M | Description   |
|-----|---------------|-----|---|
|     | 084405-01-000 | EA  | Heater Asm. - Rear - Ducted - w/Motor And - Evans         |
|     | 084405-01-700 | EA  | Heater Core   |
|     | 084405-01-701 | EA  | Fan Blades  |
|     | 084405-01-702 | EA  | Motor Asm. - 12 Volt                                      |
|     | 084374-01-000 | EA  | Bracket - Switch - Heater - Right Hand                    |
|     | 084374-02-000 | EA  | Bracket - Switch - Heater - Left Hand                     |
|     | 084404-01-000 | EA  | Switch - Off/Low/Med/High - Black                         |
|     | 084410-01-000 | EA  | Decal - Rear Auto Heater                                  |
|     | 079059-01-000 | EA  | Hose - 90° - 5/8" I.D. x 4" x 36"                         |
|     | 058906-04-000 | EA  | Control Panel - Rear Heater - 5 5/8" Wide - Beige Plastic |
|     | 083610-01-000 | EA  | Clamp - Wire - Dual - Unequal Dia. - .75" & 1.25"         |
|     | 062401-04-000 | EA  | Clamp - Hose Wormgear - 69" - 1.25"                       |
|     | 010497-06-000 | EA  | Tee - Barb - 5/8" x 5/8"                                  |

NOTE: Items indented below assemblies are serviceable parts for that assembly.

# INTERIOR FINISH GROUP

## PANELING & COUNTERTOP

| Key | Part Number   | U/M | Description  |
|-----|---------------|-----|--|
|     | 074497-10-000 | SF  | Paneling - Regal Oak - 48" x 84" (Cabinets)                      |
|     | 074497-14-000 | SF  | Paneling - Crosshik - 48" x 84" (Ceiling)                        |
|     | 088272-46-000 | SF  | Paneling - Decor - Slate - 48" x 84" (Main Wall) (AA5)           |
|     | 088272-66-000 | SF  | Paneling - Decor - Teal - 48" x 84" (Main Wall) (AA6)            |
|     | 088272-43-000 | SF  | Paneling - Decor - Plum - 48" x 84" (Main Wall) (AA7)            |
|     | 088272-48-000 | SF  | Paneling - Decor - Slate - 48" x 84" (Galley & Bath) (AA5)       |
|     | 088272-54-000 | SF  | Paneling - Decor - Heather - 48" x 84" (Galley & Bath) (AA7)     |
|     | 088272-38-000 | SF  | Paneling - Decor - Bone - 48" x 84" (Wet Bath)                   |
|     | 088272-72-000 | SF  | Paneling - Shower - Travertine White - 4' x 7' (28 SF)           |
|     | 083618-02-000 | SF  | PLYWOOD - Oak - 1 Side Finished - 3'16" x 4' x 8" (32 SF)        |
|     | 057882-04-000 | EA  | Tambour Door - 4' x 8' Sheet                                     |
|     | 074498-32-000 | SF  | Plastic - Laminate - Neutral - 60" x 96" (Countertop) (AA5, AA6) |
|     | 074498-31-000 | SF  | Plastic - Laminate - Gray - 30" x 96" (Countertop) (AA7)         |
|     | 074498-24-000 | SF  | Plastic - Laminate - Regal Oak - 60" x 96" (Countertop)          |
|     | 076325-16-000 | FT  | Edge Molding - Regal Oak   |
|     | 076325-27-000 | EA  | Edge Molding - Regal Oak   |
|     | 076325-19-000 | FT  | Edge Molding - Almond (AA5, AA6)                                 |
|     | 076325-21-000 | FT  | Edge Molding - Platinum (AA7)                                    |

\* These parts were used from 4/9/91 on.

\*\* These parts were used from 9/2/89 on.

## CABINETRY & TABLE HARDWARE

| Key | Part Number   | U/M | Description   |
|-----|---------------|-----|---|
|     | 077404-02-000 | EA  | Drawer - Plastic - 20" x 12.7" - Beige                    |
|     | 077409-02-000 | EA  | Slide - Plastic Drawers                                   |
|     | 009059-01-000 | EA  | Hinge - 2" - Brass  |
|     | 080736-01-000 | EA  | Pull - Recessed - 1.25" x 4"                              |
|     | 064781-05-000 | EA  | Cup Holder - Two Step - Beige                             |
|     | 024281-11-000 | EA  | Bracket - Lower Wall Mount                                |
|     | 053200-09-000 | EA  | Bracket - Upper Wall Mount - 23.5" - Beige                |
|     | 024275-11-000 | EA  | Rod - Table Lift  |
|     | 049493-10-000 | EA  | Catch - Table Leg - Mounts on Floor                       |
|     | 092593-10-04A | EA  | Catch - Leg Mounted - Round - 1.4" Dia. - Beige           |
|     | 068410-01-000 | EA  | Hanger - Table  |
|     | 062046-01-000 | EA  | Clip - Leg - Pedestal Table - 1.7" x 2.2"                 |
|     | 041194-01-000 | EA  | Base - Pedestal Table - Flush Mount (Option L63B)         |
|     | 092707-01-01A | EA  | Molding - Wood Table Leg - 27" - Regal Oak                |
|     | 093550-01-000 | EA  | Bracket - Hinge - Mounts To Leg & Table Top - 1.7" x 2.6" |
|     | 009040-03-000 | EA  | Leg - Pedestal Table - 27.5" (Option L63B)                |
|     | 016604-05-000 | EA  | Brace - Cabinet - "L" Angle - 2.5" - Beige                |
|     | 084466-02-000 | EA  | Slide - Drawer - Right Side - Drawer Mounted              |
|     | 084466-03-000 | EA  | Slide - Drawer - Left Side - Drawer Mounted               |
|     | 084466-04-000 | EA  | Slide - Cabinet - Right Side - 17.9" to 31.1"             |
|     | 084466-05-000 | EA  | Slide - Cabinet - Left Side - 17.9" to 31.1"              |
|     | 082525-01-000 | EA  | Brace - Couch - Floor                                     |
|     | 083125-05-000 | EA  | Brace - Couch - Floor                                     |
|     | 009040-04-000 | EA  | Dowel - Wooden - 2" x " (Option L0411)                    |
|     | 042438-02-000 | EA  | Leg - Pedestal Table - 27.5" (Option L0411)               |
|     | 057205-05-000 | EA  | Angle - Bed Support - 1" x 1.5" x 24" - Beige             |
|     | 097191-01-Y15 | EA  | Handle - Door - Tambour - 3.6"                            |
|     | 057682-04-000 | EA  | Tambour Door  |

# 1990 WINNEBAGO TABLE OF CONTENTS

|                              |             |
|------------------------------|-------------|
| INTRODUCTION                 | A-01 - A-02 |
| ABBREVIATIONS                | A-03        |
| ALPHABETICAL/GROUP REFERENCE | A-04 - A-06 |
| WF42MRC                      | A-07 - D-14 |
| WF426RT                      | D-15 - G-18 |
| WF427RT                      | G-19 - K-01 |

# 1990 WF427RT INDEX

|                                    |             |
|------------------------------------|-------------|
| Floor Plan                         | G-19 - G-20 |
| Accessories Group                  | G-21 - G-24 |
| Bath Group                         | H-01 - H-02 |
| Bedroom Group                      | H-03 - H-04 |
| Chassis Group                      | H-05 - H-09 |
| Curtain, Cushion & Pad Group       | H-10 - H-18 |
| Dinette Group                      | H-19 - H-20 |
| Driver's Compartment Group         | H-21 - H-23 |
| Electrical Group                   | H-24 - I-03 |
| Exterior Body Group                | I-04 - I-08 |
| Galley Group                       | I-09 - I-13 |
| Heating & Air Conditioning Group   | I-14 - I-15 |
| Interior Finish Group              | I-16 - I-18 |
| Labels Group                       | I-19 - J-01 |
| LP Group                           | J-02        |
| Lounge Group                       | J-03 - J-04 |
| Sealants & Fasteners Group         | J-05 - J-07 |
| Water & Sewage Group               | J-08 - J-11 |
| Window, Vent & Exterior Door Group | J-12 - K-01 |

# INTERIOR FINISH GROUP (CONTINUED)

## INTERIOR MOLD & TRIM

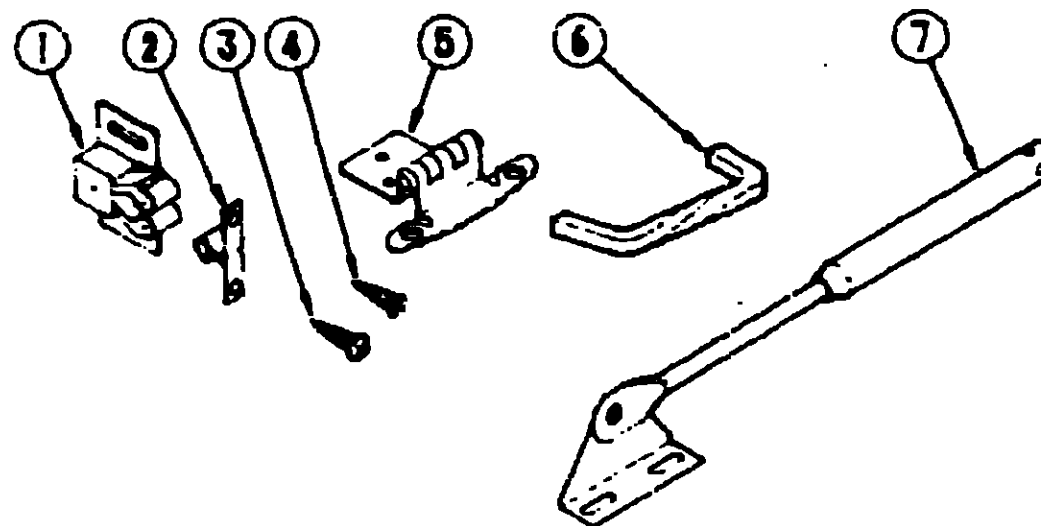
| Key | Part Number   | U/M | Description   |
|-----|---------------|-----|---|
|     | 089733-70-000 | EA  | Batt Strip - Regal Oak - 8' (Woodgrain)                   |
|     | 088263-30-000 | EA  | Batt Strip - Crossstik - Spatter (Ceiling)                |
|     | 088263-31-000 | EA  | Batt Strip - Slate - 8' (Main Wall) (AA5)                 |
|     | 088263-45-000 | EA  | Batt Strip - Teal - 8' (Main Wall) (AA6)                  |
|     | 088263-26-000 | EA  | Batt Strip - Plum - 8' (Main Wall) (AA7)                  |
|     | 088263-44-000 | EA  | Batt Strip - Ann's Lace - 8' (AA7)                        |
|     | 088263-19-000 | EA  | Batt Strip - Bone 8'                                      |
|     | 085284-29-000 | FT  | Batt Strip - Slate - Adhesive Tape (AA5)                  |
|     | 085284-33-000 | FT  | Batt Strip - Teal - Adhesive Tape (AA6)                   |
|     | 085284-15-000 | FT  | Batt Strip - Plum - Adhesive Tape (AA7)                   |
|     | 086229-01-000 | EA  | Retainer - Batten - Ceiling - .75" Wide - 7.6'            |
|     | 086229-04-000 | EA  | Batten - 1" - Ceiling Molding - Ivory                     |
|     | 065740-01-000 | EA  | Brace - Cabinet Corner - Plastic                          |
|     | 082111-01-000 | EA  | Cover - Roof Break - 2 28" Wide - Champagne               |
|     | 009809-17-000 | EA  | F-Molding - 1" - Regal Oak                                |
|     | 009812-17-000 | EA  | F-Molding - .5" - Regal Oak                               |
|     | 009812-24-000 | EA  | Molding - Plastic - Outside Corner - 5" - Modern Ivory    |
|     | 085746-01-000 | FT  | J-Trim - Carpet - 1.2" x .5" Angle - 10' Long - Beige     |
|     | 009815-07-000 | FT  | T-Molding - .75" - Lt. Oak                                |
|     | 009815-09-000 | FT  | T-Molding - .75" - Modern Ivory                           |
|     | 083620-01-000 | FT  | T-Molding - w/Edge Lips - .75" - Brown                    |
|     | 076325-16-000 | FT  | Molding - Edge Band - 1 5/16" Wide - Regal Oak            |
|     | 076325-27-000 | FT  | Molding - Edge Band - 1" Wide - Regal Oak                 |
|     | 076325-19-000 | FT  | Molding - Edge Band - 1 5/16" Wide - Almond (AA5, AA6)    |
|     | 076325-21-000 | FT  | Molding - Edge Band - 1 5/16" Wide - Platinum (AA7)       |
|     | 086279-02-000 | FT  | Trim - Insert - .9" - Plastic - Off White                 |
|     | 022992-08-000 | FT  | Molding - Reverse Cove - T-Shaped - Vinyl - Off White     |
|     | 042357-11-000 | EA  | Molding - Corner - Radius - 1.5" x 7" - Plastic - Lt. Oak |
|     | 042357-17-000 | EA  | Molding - Corner - Radius - 1.5" x 7" - Plastic - Pecan   |
|     | 077840-01-W30 | EA  | Molding - Wall Cap - 1.4" x 8" - L-Shaped Wood            |
|     | 081521-02-007 | EA  | Mount - Metal - For Radius Corner Molding - 12.5"         |
|     | 080:76-02-000 | EA  | Corner Cap - Radius Corner Molding - Lt. Oak              |
|     | 070504-06-000 | FT  | U-Channel - .815 - Regal Oak                              |
|     | 009778-07-000 | FT  | U-Channel - 1" - Regal Oak                                |
|     | 009767-10-000 | FT  | Wetling - Mahogany  |
|     | 009767-12-000 | FT  | Wetling - Off White                                       |
|     | 093873-01-02A | EA  | Trim - Carpet - L-Angle - 1.1" x 1.3" x 12" - Vinyl - Tan |
|     | 100659-01-AB1 | EA  | Trim - Floor - 72" x 1" x 1/2" - Wood                     |
|     | 078539-01-000 | EA  | Trim - Cab Carpet - Passenger Side - 29" Long             |
|     | 078539-02-000 | EA  | Trim - Cab Carpet - Driver Side - 29" Long                |
|     | 047034-02-000 | SF  | Plastic - Carpet - 4' Wide - Clear                        |
|     | 086279-02-000 | FT  | Trim Insert - .9" Plastic - Off White                     |
|     | 093743-01-02A | SF  | Plastic - ASS - 11.5" Wide - Off White (Roof)             |

These parts were used from 9/2/89 on.

## MISCELLANEOUS

| Key | Part Number   | U/M | Description                                 |
|-----|---------------|-----|---|
|     | 053552-02-W04 | EA  | Handle Asm. - Assist - Vinyl - Beige        |
|     | 069178-01-000 | EA  | Mounting Bracket - Assist Handle            |
|     | 091257-06-000 | EA  | Assist Handle - Entry Door - Wood           |
|     | 094499-01-000 | EA  | Fire Extinguisher - 10 BC - w Bracket (US)  |
|     | 094499-01-700 | EA  | Bracket - Mounting - Fire Extinguisher      |
|     | 094499-02-000 | EA  | Fire Extinguisher - 10 BC - w Bracket (CSA) |
|     | 072852-01-000 | EA  | Smoke Detector w/9 Volt Battery             |
|     | 054185-35-000 | EA  | Owners Manual - 1990                        |

# INTERIOR FINISH GROUP (CONTINUED)



## CABINET DOOR HARDWARE

| Key | Part Number   | U/M | Description                              |
|-----|---------------|-----|--|
| 1   | 093586-03-000 | EA  | Catch - Spring Roller                    |
| 2   | 093586-04-000 | EA  | Strike - Steel Spring                    |
| 3   | 000G68-06-10G | EA  | Screw - 5-18 x 5/8 POH - Antique Brass   |
| 4   | 000G13-06-10G | EA  | Screw - 6-20 x 5/8 PFH - Antique Brass   |
| 5   | 059777-02-000 | EA  | Hinge - Cabinet Door - Burnished Brass   |
| 6   | 096645-01-000 | EA  | Pull - Cabinet - Twist - Polished Brass  |
| 7   | 074493-02-000 | EA  | Support - Piston Spring - C. erhead Door |

## FABRIC & FLOOR COVERINGS

| Key | Part Number   | U/M | Description                                    |
|-----|---------------|-----|--|
|     | 096008-01-000 | YD  | Fabric - Upholstery - Patterned Velour (AA5)   |
|     | 096008-02-000 | YD  | Fabric - Upholstery - Patterned Velour (AA6)   |
|     | 096008-17-000 | YD  | Fabric - Upholstery - Patterned Velour (AA7)   |
|     | 068274-33-000 | YD  | Fabric - Upholstery - Accent (AA5)             |
|     | 068274-80-000 | YD  | Fabric - Upholstery - Accent (AA6)             |
|     | 096008-25-000 | YD  | Fabric - Upholstery - Accent (AA7)             |
|     | 088273-45-000 | YD  | Fabric - Bedspread - Plain (AA5)               |
|     | 088273-46-000 | YD  | Fabric - Bedspread - Plain (AA6)               |
|     | 088273-39-000 | YD  | Fabric - Bedspread - Patterned (AA7)           |
|     | 088273-42-000 | YD  | Fabric - Bedroom Curtain - Plain (AA5, AA6)    |
|     | 072333-74-000 | YD  | Fabric - Bedroom Curtain - Plain (AA7)         |
|     | 081926-01-000 | YD  | Backing - Bedspread - White                    |
|     | 067272-01-000 | YD  | Lining - Drapery - 48" Ivory                   |
|     | 072333-67-000 | YD  | Fabric - Speaker Cover                         |
|     | 075244-03-000 | YD  | Vinyl - Shower Curtain - 72" Wide Almond       |
|     | 079680-01-000 | YD  | Vinyl - Expanded - Buckskin (End Caps)         |
|     | 079680-09-000 | YD  | Vinyl - Off White                              |
|     | 089351-03-000 | YD  | Vinyl - Ceiling - Diamond Design - 54" Wide    |
|     | 047034-02-000 | SF  | Plastic - Carpet Runner - 4' Wide - Clear Poly |
|     | 096060-06-000 | SY  | Carpet - Tumbleweed (AA5)                      |
|     | 096060-12-000 | SY  | Carpet - Tumbleweed (AA6)                      |
|     | 072860-89-000 | SY  | Carpet - Blue Bonnet (AA6)                     |
|     | 096060-13-000 | SY  | Carpet - Blue Bonnet (AA5)                     |
|     | 072860-69-000 | SY  | Carpet - Rose Mist (AA7)                       |

These parts were used from 1/8/90 on.

## 1990 WINNEBAGO TABLE OF CONTENTS


|                              |             |
|------------------------------|-------------|
| INTRODUCTION                 | A-01 - A-02 |
| ABBREVIATIONS                | A-03        |
| ALPHABETICAL/GROUP REFERENCE | A-04 - A-06 |
| WF424RC                      | A-07 - D-14 |
| WF426RT                      | D-15 - G-18 |
| WF427RT                      | G-19 - K-01 |

## 1990 WF427RT INDEX

|                                    |             |
|------------------------------------|-------------|
| Floor Plan                         | G-19 - G-20 |
| Accessories Group                  | G-21 - G-24 |
| Bath Group                         | H-01 - H-02 |
| Bedroom Group                      | H-03 - H-04 |
| Chassis Group                      | H-05 - H-09 |
| Curtain, Cushion & Pad Group       | H-10 - H-18 |
| Dinette Group                      | H-19 - H-20 |
| Driver's Compartment Group         | H-21 - H-23 |
| Electrical Group                   | H-24 - I-03 |
| Exterior Body Group                | I-04 - I-08 |
| Galley Group                       | I-09 - I-13 |
| Heating & Air Conditioning Group   | I-14 - I-15 |
| Interior Finish Group              | I-16 - I-18 |
| Labels Group                       | I-19 - J-01 |
| LP Group                           | J-02        |
| Lounge Group                       | J-03 - J-04 |
| Sealants & Fasteners Group         | J-05 - J-07 |
| Water & Sewage Group               | J-08 - J-11 |
| Window, Vent & Exterior Door Group | J-12 - K-01 |

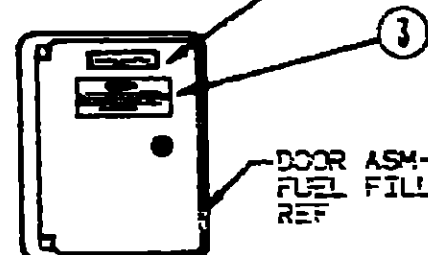
## LABELS GROUP

**WARNING**  
OPEN GAS/LINE CAP SLOWLY TO PREVENT  
SUDDEN RELEASE OF TANK PRESSURE.  
DO NOT OVERFILL TANK.  
REPLACE WITH ZINC/ALUMINUM CAP ONLY



**UNLEADED FUEL ONLY**

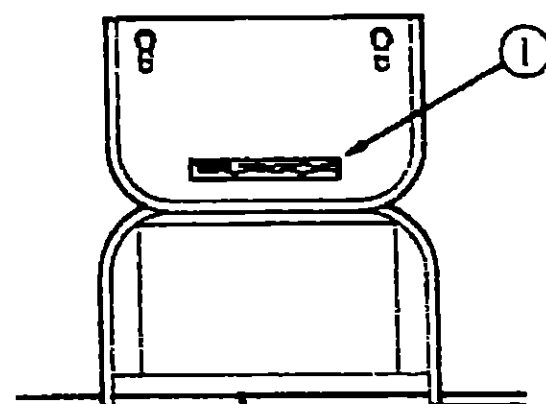
**WARNING**  
ALL FUEL LIGHTS AND APPLIANCES SHALL  
BE TURNED OFF DURING REFUELING OF MOTOR  
FUEL TANKS AND/OR PERMANENTLY MOUNTED  
LP-GAS CONTAINERS.



DOOR ASM-  
FUEL FILL  
REF

| Key | Part Number   | U/M | Description                       |
|-----|---------------|-----|-----------------------------------|
| 1   | 087207-05-000 | EA  | Label - Fuel Cap Removal          |
| 2   | 062043-01-000 | EA  | Label - Unleaded Fuel             |
| 3   | 006040-01-000 | EA  | Tag - Gas Refueling Warning (US)  |
| 3   | 006040-02-000 | EA  | Tag - Gas Refueling Warning (CSA) |

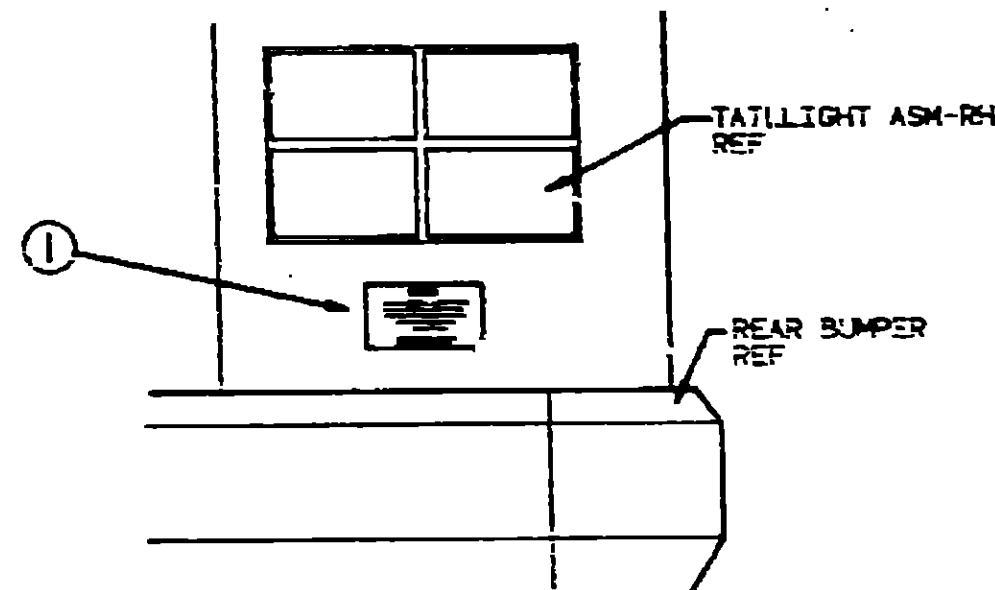
**WARNING** DISCONNECT BATTERIES BEFORE  
CONNECTING EXTERNAL CHARGING EQUIPMENT.



BATTERY COMPARTMENT

| Key | Part Number   | U/M | Description                            |
|-----|---------------|-----|--|
| 1   | 005062-01-000 | EA  | Tag - Electrical - 110 Volt Connection |

## LABELS GROUP (CONTINUED)



TAILLIGHT ASM-RE  
REF


REAR BUMPER  
REF

### WARNING

DO NOT EXCEED THE VEHICLE WEIGHT RATINGS  
OR LOADING RECOMMENDATIONS (E.G., GROSS  
VEHICLE, GROSS AXLE, GROSS COMBINED) OF  
THE CHASSIS MANUFACTURER OR  
WINNEBAGO INC.

REFER TO YOUR OWNERS MANUAL,  
BEFORE LOADING OR TOWING.

| Key | Part Number   | U/M | Description                     |
|-----|---------------|-----|---------------------------------|
| 1   | 075220-01-000 | EA  | Label - Warning - Exterior Load |
|     | 075221-01-000 | EA  | Label - Towing Capacity         |



INSIDE OF  
GALLEY CAST  
DOOR  
REF

### IF YOU SMELL GAS

1. EXTINGUISH ANY OPEN FLAME, FUEL LIGHTS AND ALL BURNING MATERIALS.
2. SHUT OFF THE GAS SUPPLY AT THE TANK VALVE OR GAS SUPPLY CONNECTION.
3. OPEN DOORS AND OTHER VENTILATING DEVICES.
4. DO NOT TOUCH ELECTRICAL SWITCHES.
5. LEAVE THE AREA UNTIL GOOD CLEAR.
6. HAVE THE GAS SYSTEM CHECKED AND LEAKAGE SOURCE CORRECTED BEFORE USING AGAIN.

## 1990 WINNEBAGO TABLE OF CONTENTS

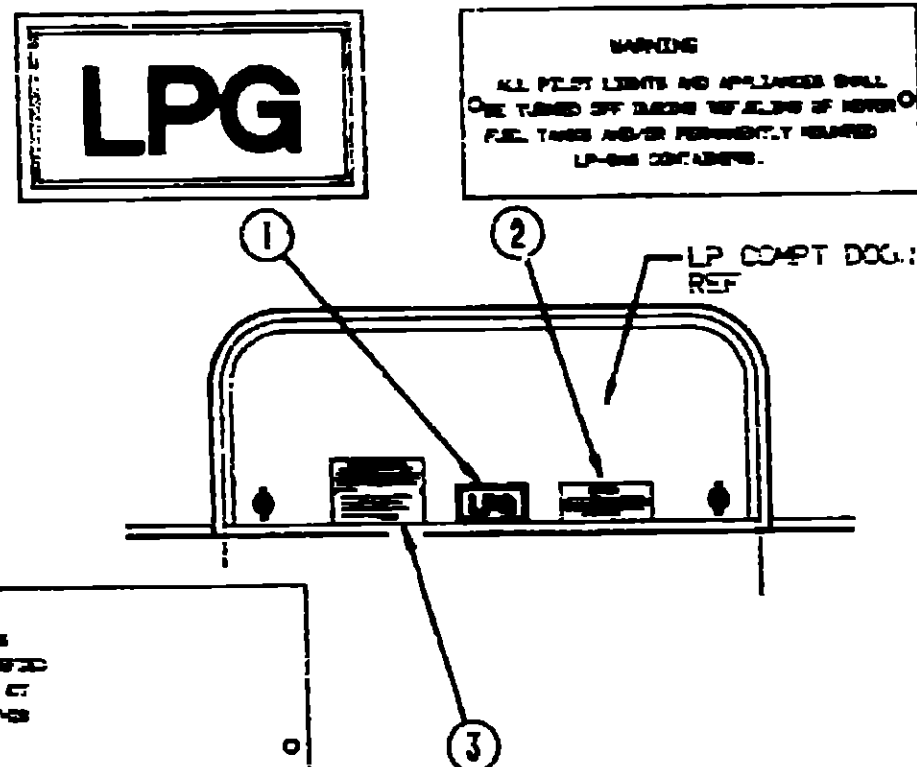
|                              |             |
|------------------------------|-------------|
| INTRODUCTION                 | A-01 - A-02 |
| ABBREVIATIONS                | A-03        |
| ALPHABETICAL/GROUP REFERENCE | A-04 - A-06 |
| WF424RC                      | A-07 - D-14 |
| WF426RT                      | D-15 - G-18 |
| WF427RT                      | G-19 - K-01 |

## 1990 WF427RT INDEX

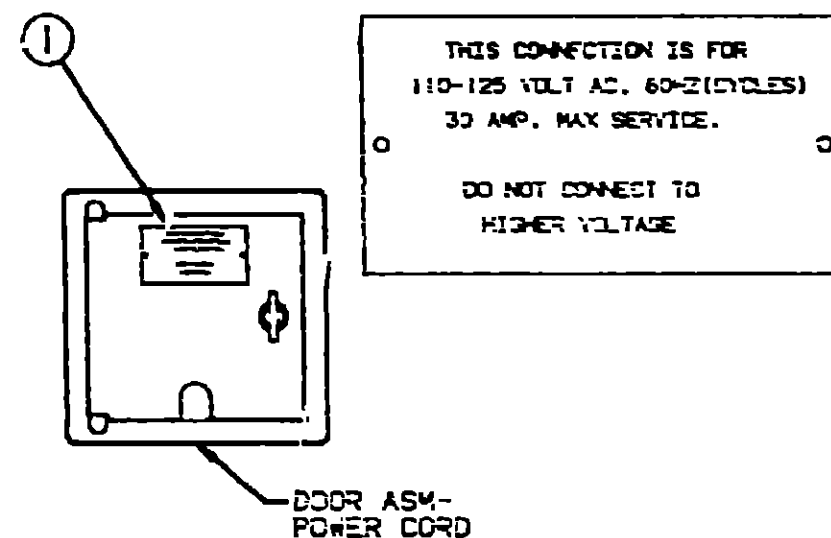
|                                    |             |
|------------------------------------|-------------|
| Floor Plan                         | G-19 - G-20 |
| Accessories Group                  | G-21 - G-24 |
| Bath Group                         | H-01 - H-02 |
| Bedroom Group                      | H-03 - H-04 |
| Chassis Group                      | H-05 - H-09 |
| Curtain, Cushion & Pad Group       | H-10 - H-18 |
| Dinette Group                      | H-19 - H-20 |
| Driver's Compartment Group         | H-21 - H-23 |
| Electrical Group                   | H-24 - I-03 |
| Exterior Body Group                | I-04 - I-08 |
| Galley Group                       | I-09 - I-13 |
| Heating & Air Conditioning Group   | I-14 - I-15 |
| Interior Finish Group              | I-16 - I-18 |
| Labels Group                       | I-19 - J-01 |
| LP Group                           | J-02        |
| Lounge Group                       | J-03 - J-04 |
| Sealants & Fasteners Group         | J-05 - J-07 |
| Water & Sewage Group               | J-08 - J-11 |
| Window, Vent & Exterior Door Group | J-12 - K-01 |

| Key | Part Number   | U/M | Description                |
|-----|---------------|-----|----------------------------|
| 1   | 073996-01-000 | EA  | Label - LPG - Odor Warning |

# **LABELS GROUP (CONTINUED)**

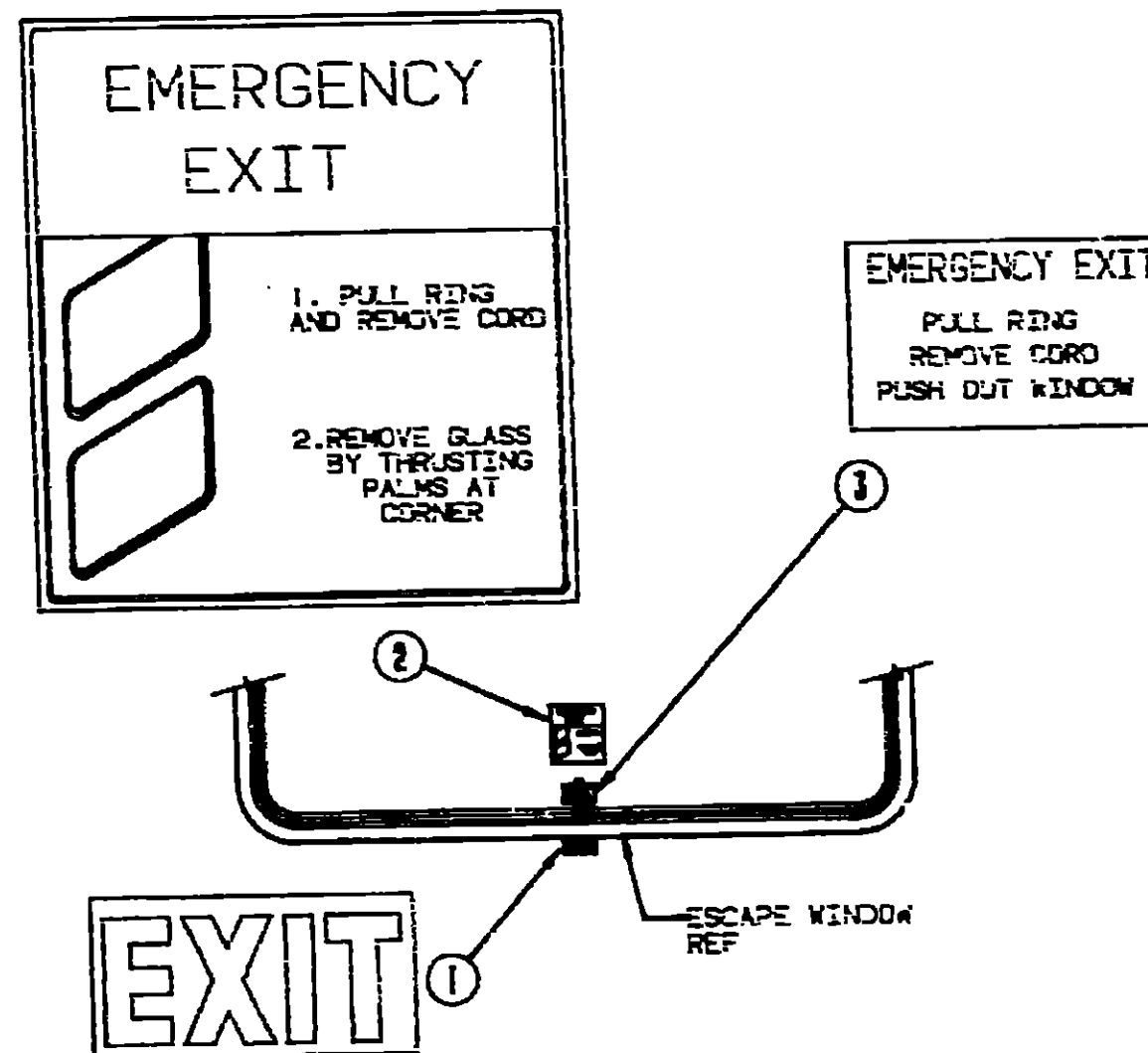


| Key | Part Number   | U/M | Description                                    |
|-----|---------------|-----|--|
| 1   | 074559-01-000 | EA  | Label - "LPG" - 3.3" x 1.75" (California Code) |
| 2   | 006040-01-000 | EA  | Tag - Gas Refueling Warning (US)               |
| 2   | 006040-02-000 | EA  | Tag - Gas Refueling Warning (CSA)              |
| 3   | 054531-01-000 | EA  | Label - LP Gas Only                            |

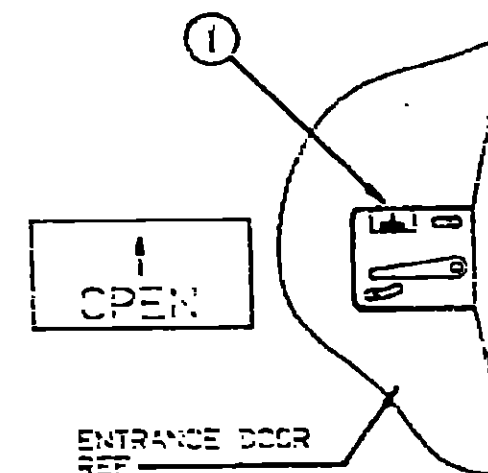


| Key | Part Number   | U/M | Description                        |
|-----|---------------|-----|------------------------------------|
| 1   | 065748-01-000 | EA  | Label - Caution - Battery Charging |

# **LABELS GROUP (CONTINUED)**



| Key | Part Number   | U/M | Description                  |
|-----|---------------|-----|------------------------------|
| 1   | 039290-01-000 | EA  | Label - Warning - Exit       |
| 2   | 047731-01-000 | EA  | Label - Emergency Exit       |
| 3   | 006199-01-000 | EA  | Label - Exit - Escape Window |



| Key | Part Number   | U/M | Description                  |
|-----|---------------|-----|------------------------------|
| 1   | 040944-01-000 | EA  | Label - Open - Entrance Door |

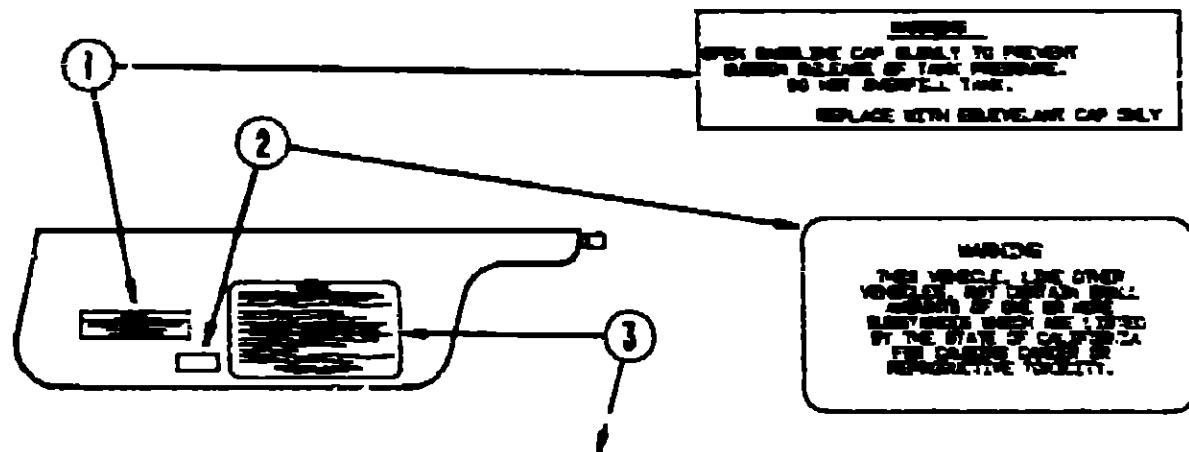
# **1990 WINNEBAGO TABLE OF CONTENTS**

|                              |             |
|------------------------------|-------------|
| INTRODUCTION                 | A-01 - A-02 |
| ABBREVIATIONS                | A-03        |
| ALPHABETICAL/GROUP REFERENCE | A-04 - A-08 |
| WF424RC                      | A-07 - D-14 |
| WF426RT                      | D-15 - G-18 |
| WF427RT                      | G-19 - K-01 |

# **1990 WF427RT INDEX**

|                                    |             |
|------------------------------------|-------------|
| Floor Plan                         | G-19 - G-20 |
| Accessories Group                  | G-21 - G-24 |
| Bath Group                         | H-01 - H-02 |
| Bedroom Group                      | H-03 - H-04 |
| Chassis Group                      | H-05 - H-08 |
| Curtain, Cushion & Pad Group       | H-10 - H-18 |
| Dinette Group                      | H-19 - H-20 |
| Driver's Compartment Group         | H-21 - H-23 |
| Electrical Group                   | H-24 - I-03 |
| Exterior Body Group                | I-04 - I-08 |
| Galley Group                       | I-09 - I-13 |
| Heating & Air Conditioning Group   | I-14 - I-15 |
| Interior Finish Group              | I-16 - I-18 |
| Labels Group                       | I-19 - J-01 |
| LP Group                           | J-02        |
| Lounge Group                       | J-03 - J-04 |
| Sealants & Fasteners Group         | J-05 - J-07 |
| Water & Sewage Group               | J-08 - J-11 |
| Window, Vent & Exterior Door Group | J-12 - K-01 |

## LABELS GROUP (CONTINUED)



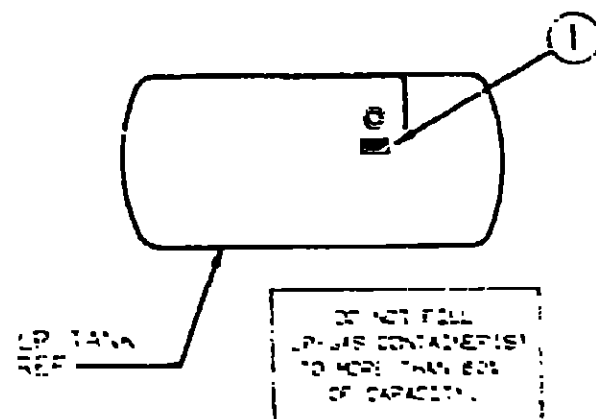
### CAUTION

THIS MOTOR HOME HAS BEEN DESIGNED, MANUFACTURED AND TESTED WITH CONSIDERATION FOR THE PROTECTION OF ITS OCCUPANTS. WE RECOMMEND YOU PERFORM THE FOLLOWING INSPECTIONS FOR YOUR SAFETY AND THE SAFETY OF YOUR PASSENGERS BEFORE STARTING YOUR VEHICLE.

1. LP GAS SYSTEM- TURN OFF AT TANK FOR TRAVELING. TEST FOR LEAKS UPON ARRIVAL AT DESTINATION. BEFORE LEAVING SITE.
2. WHEELS- INSPECT FOR DAMAGE AND CHECK TIRE WARE FOR TIGHTNESS.
3. TIRES- INSPECT FOR WEAR AND DAMAGE AND CHECK FOR RECOMMENDED AIR PRESSURE.
4. LIGHTS- TEST FOR PROPER OPERATION OF ALL INTERIOR AND EXTERIOR LIGHTS INCLUDING TAIL LIGHTS, HEADLIGHTS, TAIL LIGHTS, BRAKE LIGHTS, CLEARANCE LIGHTS AND TURN SIGNALS.
5. EXITS- INSPECT RELEASE MECHANISM ON EMERGENCY EXIT WINDOW. TEST BOTH LOCKS ON MAIN ENTRANCE DOOR FOR EASE OF OPERATION AND INSTRUCT PASSENGERS HOW TO USE BOTH MEANS OF EXIT.
6. SEAT BELTS- INSTRUCT PASSENGERS TO DESIGNATED SEATS AND INSURE USE OF SEAT BELTS.
7. APPLIANCES- TURN OFF AND LATCH OR LOCK DOORS WHERE PROVIDED.
8. LOOSE PARCELS- STORE SECURELY.
9. UTILITY SUPPLY LINES- DISCONNECT ALL ELECTRICAL, SEWER AND WATER LINES AND SECURE PROPERLY.
10. ENTRANCE DOOR STEP- PLACE IN RETRACTED POSITION FOR TRAVELING.

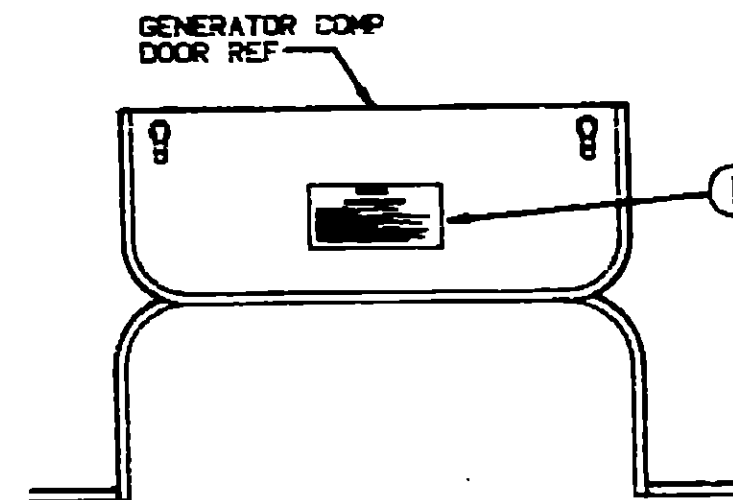
READ YOUR MOTOR HOME AND CHASSIS OWNER'S  
MANUAL FOR FURTHER PRECAUTIONS

| Key | Part Number   | U/M | Description                       |
|-----|---------------|-----|-----------------------------------|
| 1   | 087207-05-000 | EA  | Label - Fuel Cap Removal          |
| 2   | 099563-01-000 | EA  | Label - Warning - Cancer/Toxicity |
| 3   | 056259-01-000 | EA  | Label - Safety Check List         |
|     | 061417-01-000 | EA  | Label - Fuel On Fill Door         |



| Key | Part Number   | U/M | Description                |
|-----|---------------|-----|----------------------------|
| 1   | 0:9965-01-000 | EA  | Label - LPG - 80% Capacity |

## LABELS GROUP (CONTINUED)

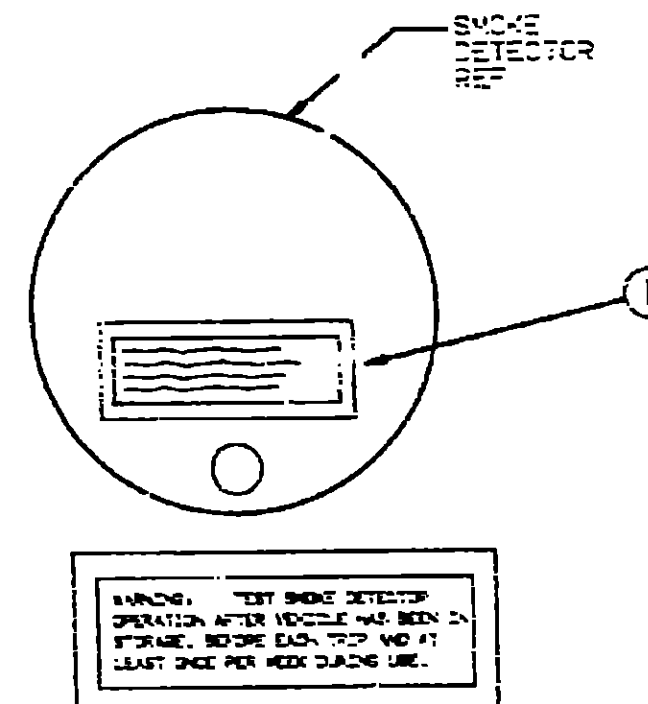


### WARNING

#### WHEN ADDING A GENERATOR SET:

HIGH VOLTAGE-USE EXTREME CAUTION WHEN WORKING ON ELECTRICAL COMPONENTS.  
HAVE ALL ELECTRICAL INSTALLATION PERFORMED BY A QUALIFIED LICENSED ELECTRICIAN-FOLLOW ALL STATE AND LOCAL CODES.  
ONLY INSTALL GENERATOR SET APPROVED FOR R.V. APPLICATION. HAVE INSTALLED BY QUALIFIED TECHNICIAN.  
TO AVOID HEAT BUILD-UP AND TO GUARANTEE AN ADEQUATE AIR SUPPLY TO THE GENERATOR COMPARTMENT, FOLLOW INSTALLATION INSTRUCTIONS.  
GENERATOR ENGINE EXHAUST GASES ARE TOXIC AND MUST NOT REMAIN UNDER THE VEHICLE-EXHAUST AWAY FROM VEHICLE.

| Key | Part Number   | U/M | Description            |
|-----|---------------|-----|------------------------|
| 1   | 077510-01-000 | EA  | Label - Generator Prep |



| Key | Part Number   | U/M | Description                      |
|-----|---------------|-----|----------------------------------|
| 1   | 077955-01-000 | EA  | Label - Warning - Smoke Detector |

## 1990 WINNEBAGO TABLE OF CONTENTS

|                              |             |
|------------------------------|-------------|
| INTRODUCTION                 | A-01 - A-02 |
| ABBREVIATIONS                | A-03        |
| ALPHABETICAL GROUP REFERENCE | A-04 - A-06 |
| WF424RC                      | A-07 - D-14 |
| WF426RT                      | D-15 - G-18 |
| WF427RT                      | G-19 - K-01 |

## 1990 WF427RT INDEX

|                                    |             |
|------------------------------------|-------------|
| Floor Plan                         | G-19 - G-20 |
| Accessories Group                  | G-21 - G-24 |
| Bath Group                         | H-01 - H-02 |
| Bedroom Group                      | H-03 - H-04 |
| Chassis Group                      | H-05 - H-09 |
| Curtain, Cushion & Pad Group       | H-10 - H-16 |
| Dinette Group                      | H-19 - H-20 |
| Driver's Compartment Group         | H-21 - H-23 |
| Electrical Group                   | H-24 - I-03 |
| Exterior Body Group                | I-04 - I-08 |
| Gallery Group                      | I-09 - I-13 |
| Heating & Air Conditioning Group   | I-14 - I-15 |
| Interior Finish Group              | I-16 - I-18 |
| Labels Group                       | I-19 - I-01 |
| LP Group                           | J-02        |
| Lounge Group                       | J-03 - J-04 |
| Sealants & Fasteners Group         | J-05 - J-07 |
| Water & Sewage Group               | J-08 - J-11 |
| Window, Vent & Exterior Door Group | J-12 - K-01 |

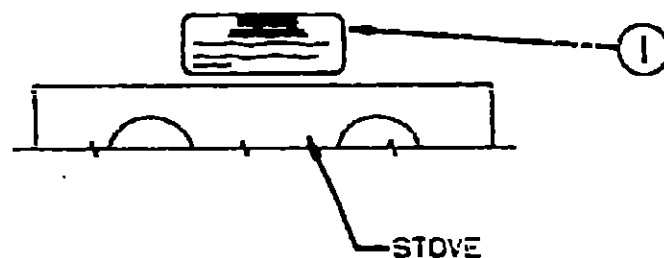
## LABELS GROUP (CONTINUED)

### WARNING

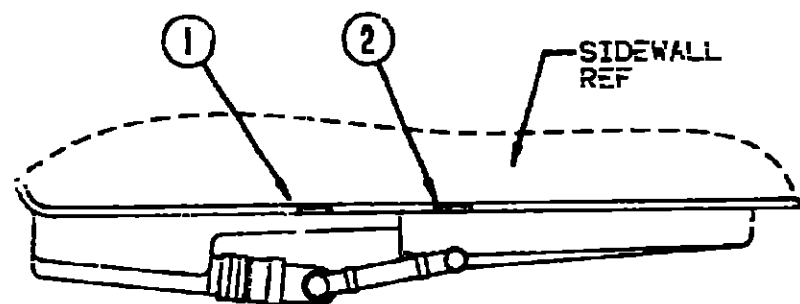
IT IS NOT SAFE TO USE COOKING  
APPLIANCES FOR COMFORT HEATING

COOKING APPLIANCES NEED FRESH AIR FOR SAFE OPERATION  
BEFORE OPERATION.

1. OPEN OVERHEAD VENT OR TURN ON EXHAUST FAN AND:
2. OPEN WINDOW.



| Key | Part Number   | U/M | Description                  |
|-----|---------------|-----|------------------------------|
| 1   | 050225-01-000 | EA  | Label - Warning - Stove Vent |



SEWAGE

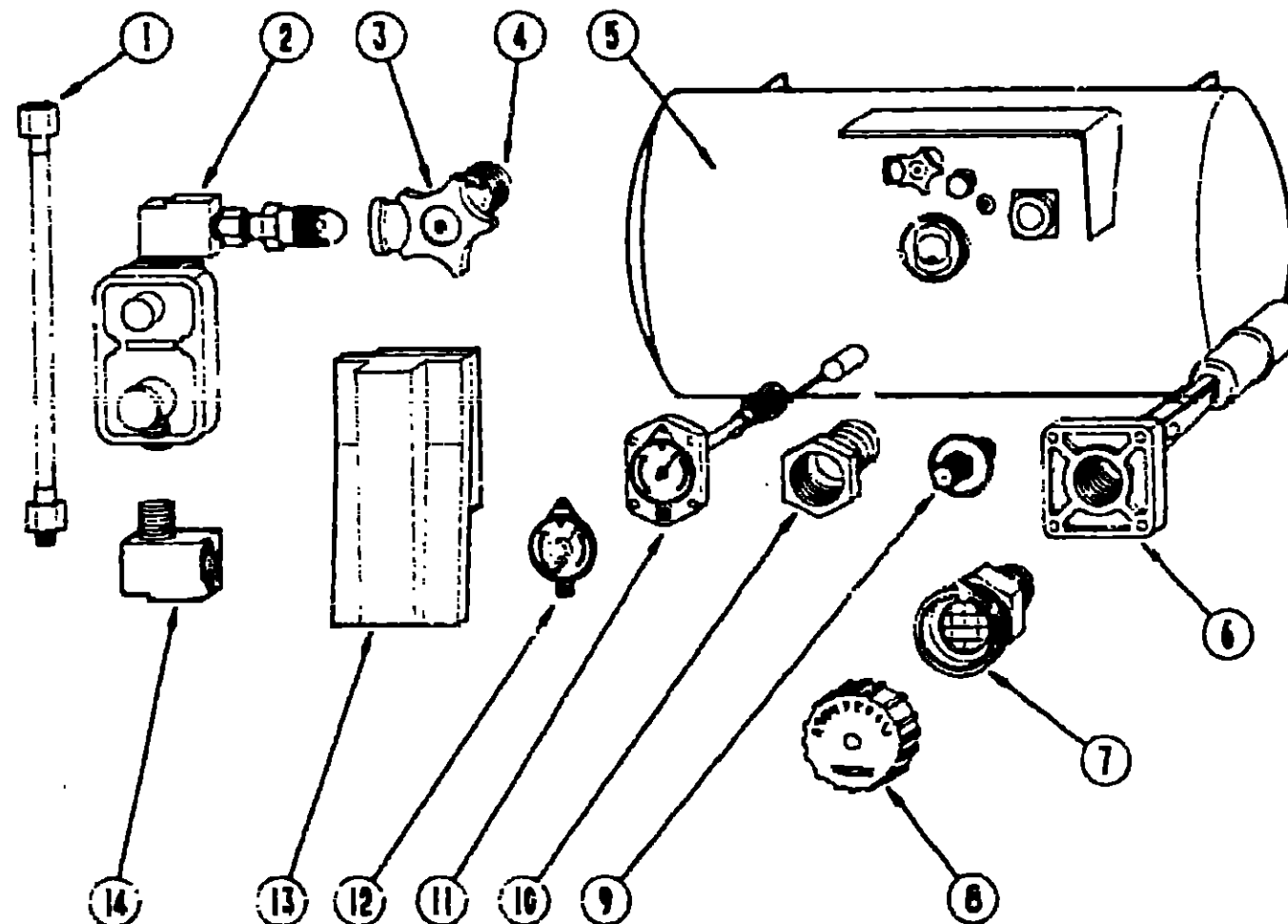
WASTE WATER

| Key | Part Number   | U/M | Description         |
|-----|---------------|-----|---------------------|
| 1   | 006187-01-000 | EA  | Label - Sewage      |
| 2   | 006188-01-000 | EA  | Label - Waste Water |

### MISCELLANEOUS LABELS

| Key | Part Number   | U/M | Description                  |
|-----|---------------|-----|------------------------------|
|     | 006064-01-000 | EA  | Label - Seat - w/o Seat Belt |
|     | 091243-01-000 | EA  | Label - A/C Cover            |
|     | 006019-01-000 | EA  | Tag - RVI Approved - Plastic |
|     | 036641-01-000 | EA  | Label - Unleaded Fuel (Dash) |
|     | 099509-01-000 | EA  | Label - Awning Installation  |

## LP GROUP



### LP TANK & PARTS

| Key | Part Number   | U/M | Description  |
|-----|---------------|-----|--|
| 1   | 045703-01-000 | EA  | Hose - LP - 3/8" ID x 24" - 3/8 MPT x 1/2 F Swivel (US)  |
| 1   | 045703-02-000 | EA  | Hose - LP - 3/8" ID x 24" - 3/8 MPT x 1/2 F Swivel (CSA) |
| 2   | 076301-01-000 | EA  | Regulator - LPG - Two Stage                              |
| 3   | 040421-01-708 | EA  | Handwheel - w/Service Valve                              |
| 4   | 040421-01-712 | EA  | Service Valve w/o Vapor Relief                           |
| 5   | 097821-01-000 | EA  | LP Tank - 60# - 14" x 30" - Brunner                      |
| 6   | 040421-01-711 | EA  | Valve - 80% w/Float Plate, Bolts & Gasket                |
| 7   | 040421-01-701 | EA  | Valve - Short LP Filler w/Yellow Cap                     |
| 8   | 040421-01-702 | EA  | Cap - LP Filler Valve - Plastic - Yellow                 |
| 9   | 040421-01-700 | EA  | Valve - Liquid Level - 20% LP                            |
| 10  | 040421-01-713 | EA  | Valve - Vapor Only                                       |
| 11  | 040421-01-707 | EA  | Gauge - Float w/Visible Dial                             |
| 12  | 040440-02-000 | EA  | Transmitter - Dial - 0-90 OHM                            |
| 13  | 081938-01-000 | EA  | Cover - LP Regulator                                     |
| 14  | 065318-02-000 | EA  | Elbow - 90° - 3/8" MPT to 3/8" FPT                       |
|     | 095624-01-000 | EA  | Elbow - 90° - 1/4" FPT x 1/4" FPT - Brass                |
|     | 065742-01-000 | EA  | Tee - .38 F x .38 F x .25 FPT - Brass                    |
|     | 034884-01-000 | EA  | Plug - Brass - 3/8"                                      |
|     | 065741-01-000 | EA  | Gauge - Diaphragm Pressure                               |
|     | 016188-03-000 | EA  | Grommet - Gas Line - .38 x 2 1/8" Dia. - Rubber          |
|     | 008042-01-000 | EA  | Tubing - Vinyl - .65" ID                                 |
|     | 010323-01-000 | EA  | Adapter - Brass - 3/8 F x 1/2 MPT                        |
|     | 010377-02-000 | EA  | Nut - Brass - 3/8 Female - Forged                        |
|     | 010380-02-000 | EA  | Nut - Brass - 1/2" Female - Forged                       |
|     | 010265-01-000 | EA  | Elbow - Brass - 90° - 3/8" F x 1/2" FPT                  |

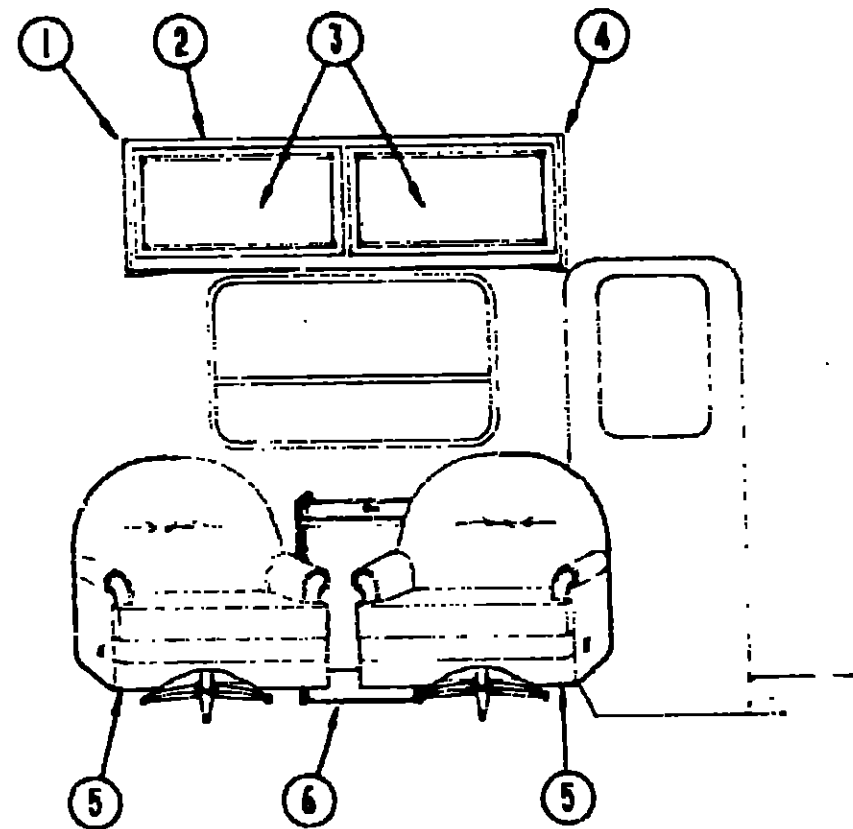
## 1990 WINNEBAGO TABLE OF CONTENTS

|                              |             |
|------------------------------|-------------|
| INTRODUCTION                 | A-01 - A-02 |
| ABBREVIATIONS                | A-03        |
| ALPHABETICAL/GROUP REFERENCE | A-04 - A-06 |
| WF424HC                      | A-07 - D-14 |
| WF426RT                      | D-15 - G-18 |
| WF427RT                      | G-19 - K-01 |

## 1990 WF427RT INDEX

|                                    |             |
|------------------------------------|-------------|
| Floor Plan                         | G-19 - G-20 |
| Accessories Group                  | G-21 - G-24 |
| Bath Group                         | H-01 - H-02 |
| Bedroom Group                      | H-03 - H-04 |
| Chassis Group                      | H-05 - H-09 |
| Curtain, Cushion & Pad Group       | H-10 - H-18 |
| Dinette Group                      | H-19 - H-20 |
| Driver's Compartment Group         | H-21 - H-23 |
| Electrical Group                   | H-24 - I-03 |
| Exterior Body Group                | I-04 - I-08 |
| Galley Group                       | I-09 - I-13 |
| Heating & Air Conditioning Group   | I-14 - I-15 |
| Interior Finish Group              | I-16 - I-18 |
| Labels Group                       | I-19 - J-01 |
| LP Group                           | J-02        |
| Lounge Group                       | J-03 - J-04 |
| Sealants & Fasteners Group         | J-05 - J-07 |
| Water & Sewage Group               | J-08 - J-11 |
| Window, Vent & Exterior Door Group | J-12 - K-01 |

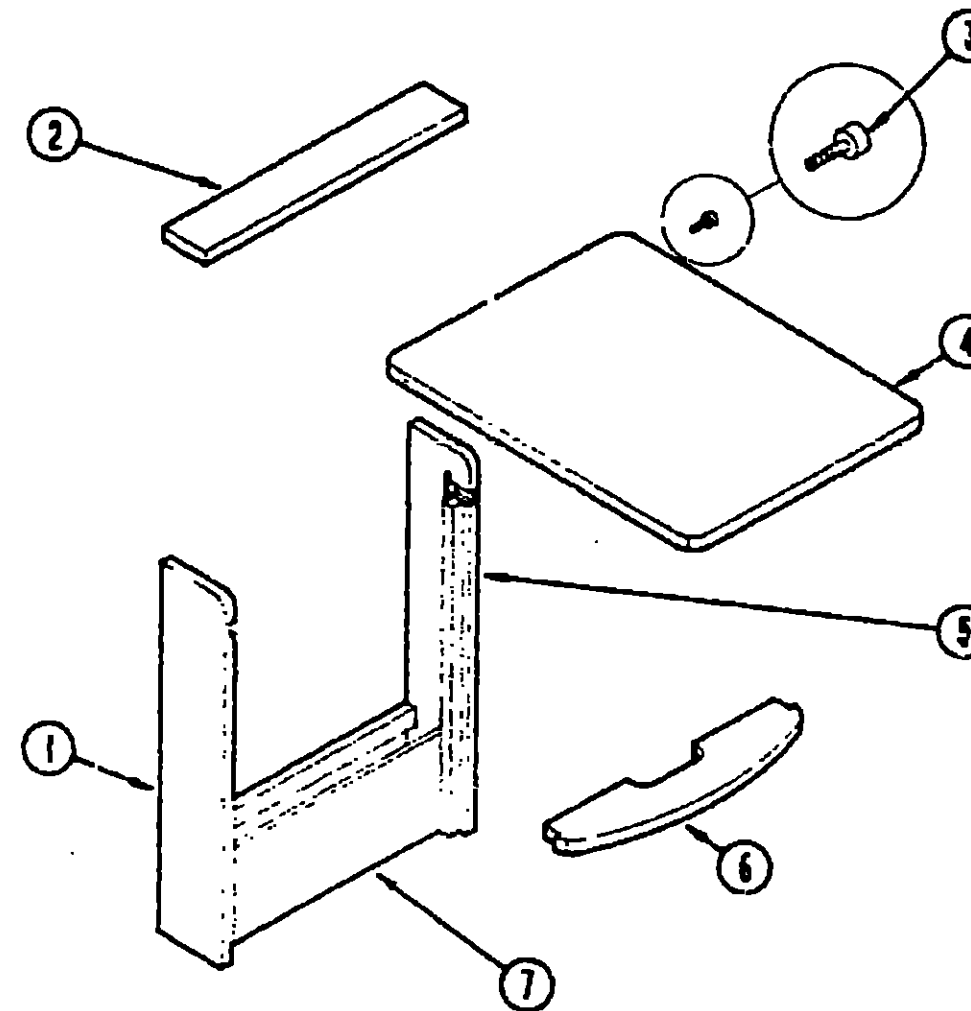
## LOUNGE GROUP



FRONT LOUNGE CABINETRY

| Key  | Part Number   | U/M | Description   |
|--|---------------|-----|---|
| 1  | 081280-18-W24 | EA  | Pad Asm. - End Cap - Vinyl                            |
| 2  | M99869-01-AA5 | EA  | Cabinet Asm. - Front Overhead - w/o Doors or Hardware |
| 3  | M88304-84-AB6 | EA  | Door Asm. - Overhead - 14.3" x 26.7" - w/o Hardware   |
| 4  | 092815-01-X81 | EA  | Pad Asm. - End Cap - Vinyl                            |
| 5  | 085059-02-AA5 | EA  | Swivel Chair  |
| 5  | 085059-02-AA6 | EA  | Swivel Chair  |
| 5  | 085059-02-AA7 | EA  | Swivel Chair  |
| 6  | M96873-01-AB1 | EA  | Table Asm. - Cabinet Only                             |
| **   | 096873-11-AB6 | EA  | Table Asm. - Pullout Top                              |
| • See Curtain, Cushion & Pad group for further breakdown of this item. |               |     |   |
| • See the following page for breakdown of these items.                 |               |     |   |

## LOUNGE GROUP (CONTINUED)



PULLOUT TABLE

| Key                                     | Part Number   | U/M | Description                     |
|---|---------------|-----|---------------------------------|
|   | M96873-01-AB1 | EA  | Pullout Table Asm.              |
| 1                                       | 096873-14-AB1 | EA  | Table Cabinet End - Left        |
| 2                                       | 096873-15-AB6 | EA  | Table Cabinet Top               |
| 3                                       | 079921-01-000 | EA  | Nylon Roller w/Shaft            |
| 4                                       | 096873-11-AB6 | EA  | Pullout Table                   |
|   | 080736-01-000 | EA  | Table Pull                      |
| 5                                       | 096873-13-AB1 | EA  | Table Cabinet End - Right       |
| 6                                       | 096873-12-AB6 | EA  | Shelf                           |
| 7                                       | 096873-16-AB6 | EA  | Table Cabinet Front - Bottom    |
|   | 009018-01-000 | EA  | Catch Asm. - Single Roller      |
| •                                       | 076325-27-000 | FT  | Molding - Edge Band - Regal Oak |
| •                                       | 076325-16-000 | FT  | Molding - Edge Band - Regal Oak |
| • These parts were used from 9/2/89 on. |               |     |                                 |

## 1990 WINNEBAGO TABLE OF CONTENTS

|                              |             |
|------------------------------|-------------|
| INTRODUCTION                 | A-01 - A-02 |
| ABBREVIATIONS                | A-03        |
| ALPHABETICAL/GROUP REFERENCE | A-04 - A-06 |
| WF424FC                      | A-07 - D-14 |
| WF426RT                      | D-15 - G-18 |
| WF427RT                      | G-19 - K-01 |

## 1990 WF427RT INDEX

|                                    |             |
|------------------------------------|-------------|
| Floor Plan                         | G-19 - G-20 |
| Accessories Group                  | G-21 - G-24 |
| Bath Group                         | H-01 - H-02 |
| Bedroom Group                      | H-03 - H-04 |
| Chassis Group                      | H-05 - H-09 |
| Curtain, Cushion & Pad Group       | H-10 - H-18 |
| Dinette Group                      | H-19 - H-20 |
| Driver's Compartment Group         | H-21 - H-23 |
| Electrical Group                   | H-24 - I-03 |
| Exterior Body Group                | I-04 - I-08 |
| Galley Group                       | I-09 - I-13 |
| Heating & Air Conditioning Group   | I-14 - I-15 |
| Interior Finish Group              | I-16 - I-18 |
| Labels Group                       | I-19 - J-01 |
| LP Group                           | J-02        |
| Lounge Group                       | J-03 - J-04 |
| Sealants & Fasteners Group         | J-05 - J-07 |
| Water & Sewage Group               | J-08 - J-11 |
| Window, Vent & Exterior Door Group | J-12 - K-01 |

## SEALANTS &amp; FASTENERS GROUP

## SCREWS &amp; FASTENERS

| Key | Part Number   | U/M | Description                                    |
|-----|---------------|-----|--|
|     | 000C12-05-16B | EA  | Bolt - Hex - 5/16 - 18 x 1 - Zn 5              |
|     | 000C12-10-24B | EA  | Bolt - Hex - 5/8 - 11 x 1 1/2 - Zn 5           |
|     | 000C13-07-48B | EA  | Bolt - Hex - 7/16 - 20 x 3 - Zn 5              |
|     | 000C18-06-48B | EA  | Bolt - Elevator - 3/8 - 16 x 3 - Zn - Grade 5  |
|     | 000C26-04-10B | EA  | Bolt - Hex - Ser Flange - 1/4 - 20 x 5/8       |
|     | 000C26-05-20B | EA  | Bolt - Hex - Ser Fig 5/16 - 18 x 1 1/4" - Zinc |
|     | 000D24-10-00B | EA  | Nut - Hex - Locking - 10-32 - Zn               |
|     | 000D39-04-00B | EA  | Nut - Hex - Ser Flange - Locking - 1/4 - 20 Zn |
|     | 000D39-05-00B | EA  | Nut - Hex - Ser Fig Lk - 5/16 - 18 - Zn        |
|     | 000D39-06-00B | EA  | Nut - Hex - Ser Fig Lk - 3/8 - 16 - Zn         |
|     | 000D39-08-00B | EA  | Nut - Hex - Ser Fig Lk - 1/2 - 13 - Zn         |
|     | 000D44-07-00B | EA  | Nut - Hex - Ser Fig Lk - 7/16 - 20 - Zn        |
|     | 000E13-11-00B | EA  | Washer - Flat - 3/16" Wide - Zn                |
|     | 000E13-14-00B | EA  | Washer - Flat - 1/4" Wide - Zn                 |
|     | 000E13-20-00B | EA  | Washer - Flat - 7/16" Wide - Zn                |
|     | 000E14-10-00B | EA  | Washer - Locking - No 10 Ext. Tooth - Zn       |
|     | 000G11-06-10B | EA  | Screw - 6 - 20 x 5/8 PPH - Zn                  |
|     | 000G11-06-10J | EA  | Screw - 6 - 20 x 5/8 PPH - Brass               |
|     | 000G11-07-08B | EA  | Screw - 7 - 19 x 1/2 PPH - Zn                  |
|     | 000G11-08-06B | EA  | Screw - 8 - 18 x 3/8 PPH - Zn                  |
|     | 000G11-08-09B | EA  | Screw - 8 - 18 x 1/2 PPH - Zn                  |
|     | 000G11-08-12B | EA  | Screw - 8 - 18 x 3/4 PPH - Zn                  |
|     | 000G11-08-12D | EA  | Screw - 8 - 18 x 3/4 PPH - Black               |
|     | 000G11-08-12E | EA  | Screw - 8 - 18 x 3/4" PPH - Chrome             |
|     | 000G11-08-12P | EA  | Screw - 8 - 18 x .75 - Dark Brown              |
|     | 000G11-08-12R | EA  | Screw - 8 - 18 x .75 PPH - Beige               |
|     | 000G11-08-12S | EA  | Screw - 8 - 18 x .75 PPH - Off White           |
|     | 000G11-08-1ES | EA  | Screw - 8 - 18 x 1.00 PPH - Off White          |
|     | 000G11-10-12D | EA  | Screw - 10 - 16 x 3/4 PPH - Black              |
|     | 000G11-10-12S | EA  | Screw - 10 - 16 x 3/4 PPH - Off White          |
|     | 000G11-1C-24P | EA  | Screw - 10 - 16 x 1 1/2 PPH - Dark Brown       |
|     | 000G12-06-08T | EA  | Screw - 6 - 20 x 1/2 POH - Beige               |
|     | 000G12-08-12R | EA  | Screw - 8 - 18 x 3/4 POH - Beige               |
|     | 000G12-08-12S | EA  | Screw - 8 - 18 x 3/4 POH - Off White           |
|     | 000G12-08-16S | EA  | Screw - 8 - 18 x 1" POH - Off White            |
|     | 000G13-06-08B | EA  | Screw - 6 - 20 x 1/2 PFH - Zn                  |
|     | 000G13-06-10G | EA  | Screw - 6 - 20 x 5/8 PFH - Antique Brass       |
|     | 000G13-07-12B | EA  | Screw - 7 - 19 x 3/4 PFH - Zn                  |
|     | 000G13-08-16B | EA  | Screw - 8 - 18 x 1 PFH - Zn                    |
|     | 000G18-09-12B | EA  | Screw - Machine - 8 - 32 x 3/4" PPH - Zn       |
|     | 000G18-09-15B | EA  | Screw - Machine - 8 - 32 x 1 PPH - Zn          |
|     | 000G18-08-22B | EA  | Screw - Machine - 8 - 32 x 1 3/8 PPH - Zn      |
|     | 000G32-10-06B | EA  | Screw - 10 - 32 x 3/8 PPH - Zn                 |
|     | 000G39-06-10T | EA  | Screw - SF/DR - 6 - 20 x 5/8 PPH - Black       |
|     | 000G39-06-16T | EA  | Screw - SF/DR - 6 - 20 x 1 PPH - Black         |
|     | 000G39-08-06B | EA  | Screw - SF/DR - 8 - 18 x 3/8 PPH - Zn          |
|     | 000G39-08-08B | EA  | Screw - SF/DR - 8 - 18 x 1/2 PPH - Zn          |
|     | 000G39-08-08S | EA  | Screw - SF/DR - 8 - 18 x 1/2 PPH - Off White   |
|     | 000G39-08-08R | EA  | Screw - SF/DR - 8 - 18 x 1/2 PPH - Beige       |
|     | 000G39-08-12B | EA  | Screw - SF/DR - 8 - 18 x 3/4 PPH - Zn          |
|     | 000G39-08-12R | EA  | Screw - SF/DR - 8 - 18 x 3/4 PPH - Beige       |
|     | 000G39-08-16S | EA  | Screw - SF/DR - 8 - 18 x 1.00 PPH - Off White  |
|     | 000G39-09-24B | EA  | Screw - SF/DR - 8 - 18 x 1 1/2 PPH - Zn        |
|     | 000G39-08-24S | EA  | Screw - SF/DR - 8 - 18 x 1.50 PPH - Off White  |
|     | 000G39-08-32B | EA  | Screw - SF/DR - 8 - 18 x 2 - PPH - Zn          |
|     | 000G39-10-10S | EA  | Screw - SF/DR - 10 - 16 x .62" PPH - Off White |
|     | 000G39-10-12D | EA  | Screw - SF/DR - 10 - 16 x 3/4 PPH - Black      |
|     | 000G39-10-12R | EA  | Screw - SF/DR - 10 - 16 x 3/4 - Beige          |
|     | 000G39-10-20B | EA  | Screw - SF/DR - 10 - 16 x 1 1/4 PPH - Zn       |
|     | 000G39-12-12E | EA  | Screw - SF/DR - 12 - 14 x 3/4 PPH - Chrome     |
|     | 000G42-04-16B | EA  | Screw - SF/DR 1/4 - 14 x 1 HWH - Zn            |

## SEALANTS &amp; FASTENERS GROUP (CONTINUED)

## SCREWS &amp; FASTENERS (CONTINUED)

| Key | Part Number   | U/M | Description  |
|-----|---------------|-----|--|
|     | 000G53-04-06B | EA  | Screw - Machine - 1/4 - 20 - 3/8 PPH - Zn          |
|     | 000G54-04-20B | EA  | Screw - 1/4 - 20 x 1 1/4 PT+ Typ 23 - Zn           |
|     | 000G56-12-48B | EA  | Screw - Wood - 12 - 11 x 3 - POH                   |
|     | 000G60-10-28T | EA  | Screw - SF/DR - 10 - 16 x 1.75 - Black             |
|     | 000G67-10-08B | EA  | Screw - 10 - 12 x 1/2 PPH - Zn                     |
|     | 000G67-10-08R | EA  | Screw - 10 - 12 x 1/2 PPH - Beige - Type A         |
|     | 000G67-10-10D | EA  | Screw - 10 - 12 x 5/8 PPH - Black                  |
|     | 000G67-10-10B | EA  | Screw - 10 - 12 x 5/8 PPH - Zn - Type A            |
|     | 000G67-10-10R | EA  | Screw - 10 - 12 x 5/8 PPH - Beige - Type A         |
|     | 000G67-10-10S | EA  | Screw - 10 - 12 x 5/8 PPH - Off White              |
|     | 000G67-10-12B | EA  | Screw - 10 - 12 x 3/4 PPH - Zn                     |
|     | 000G67-10-12P | EA  | Screw - 10 - 12 x .75 PPH - Dark Brown             |
|     | 000G67-10-12R | EA  | Screw - 10 - 12 x 3/4 PPH - Beige                  |
|     | 000G67-10-12D | EA  | Screw - 10 - 12 x .75 PPH - Tan                    |
|     | 000G68-10-36T | EA  | Screw - 10 - 12 x 2.25" POH - Black                |
|     | 000G67-10-16B | EA  | Screw - 10 - 12 x 1 PPH - Zn                       |
|     | 000G67-10-16P | EA  | Screw - 10 - 12 x 1 PPH - Dark Brown               |
|     | 000G67-10-20D | EA  | Screw - 10 - 12 x 1.25" PPH - Black                |
|     | 000G67-10-24B | EA  | Screw - 10 - 12 x 1 1/2 PPH - Zn                   |
|     | 000G67-10-32B | EA  | Screw - 10 - 12 x 2 PPH - Zn                       |
|     | 000G67-10-36T | EA  | Screw - 10 - 12 x 2.25 PPH - Black                 |
|     | 000G68-06-10G | EA  | Screw - 6 - 18 x 5/8 POH - Antique Brass           |
|     | 000H16-04-06R | EA  | Rivet - Pop - AL 1/8 x .313 - .375                 |
|     | 005081-01-000 | EA  | Nut - Speed - C Type - No. 8 Screw                 |
|     | 062401-01-000 | EA  | Clamp - Hose - Wormgear - .81" x 1.75"             |
|     | 062401-02-000 | EA  | Clamp - Hose - Wormgear - 1.56" - 2.5"             |
|     | 062401-04-000 | EA  | Clamp - Hose - Wormgear - .62" x 1.25"             |
|     | 062401-06-000 | EA  | Clamp - Hose - Wormgear - .22" x .62"              |
|     | 007161-01-000 | EA  | Clamp - Hose - Spring Type - 1/2"                  |
|     | 008343-01-000 | EA  | Tie - Wire - 6"                                    |
|     | 008386-01-000 | EA  | Grommet - Snap - 3/8                               |
|     | 008401-01-000 | EA  | Strap - Conduit - 3/4" - 1 Hole - Galvanized Steel |
|     | 010495-01-000 | EA  | Clamp - Cable - 9/16"                              |
|     | 010497-01-000 | EA  | Clamp - Closed - 5/8" ID                           |
|     | 010497-03-000 | EA  | Clamp - Closed - 1 ID - Cushioned                  |
|     | 010499-01-000 | EA  | Clamp - Closed - 3/8" ID                           |
|     | 016604-01-000 | EA  | Brace - Cabinet - Angled Metal - 2.5"              |
|     | 083609-01-000 | EA  | Clamp - Wire Dual - Equal 5/8" Dia.                |
|     | 084864-01-000 | EA  | Plug - Brass - 3/8"                                |
|     | 087721-01-000 | EA  | Screw - Flat Head - Tapping - 1/4 x 1 1/4 LG - Zn  |
|     | 089371-01-000 | EA  | Screw - Machine - 8 - 32 x 3 5/16 - Zn             |
|     | 075148-02-000 | EA  | Clamp - Grounding - Bronze Screws                  |
|     | 075908-01-000 | EA  | Screw - Machine - 10 - 32 x .56 PTH - Zn           |
|     | 049465-04-000 | EA  | Screw - 10 - 16 x 1 PTH w/Washer - Beige           |
|     | 076790-01-000 | EA  | Screw - 6 - 20 x 1 1/4 PPH - Black                 |
|     | 063729-04-000 | EA  | Rivet - 10 - 32 UNF - .010 - .080                  |
|     | 087277-02-000 | EA  | Washer - Plastic - Off White                       |
|     | 088497-01-000 | EA  | Nut - Inverted Flare - 3/16"                       |
|     | 088498-01-000 | EA  | Nut - Inverted Flare - 3/16"                       |

1990 WINNEBAGO  
TABLE OF CONTENTS

|                              |             |
|------------------------------|-------------|
| INTRODUCTION                 | A-01 - A-02 |
| ABBREVIATIONS                | A-03        |
| ALPHABETICAL/GROUP REFERENCE | A-04 - A-06 |
| WF424RC                      | A-07 - D-14 |
| WF426RT                      | D-15 - G-18 |
| WF427RT                      | G-19 - K-01 |

## 1990 WF427RT INDEX

|                                    |             |
|------------------------------------|-------------|
| Floor Plan                         | G-19 - G-20 |
| Accessories Group                  | G-21 - G-24 |
| Bath Group                         | H-01 - H-02 |
| Bedroom Group                      | H-03 - H-04 |
| Chassis Group                      | H-05 - H-06 |
| Curtain, Cushion & Pad Group       | H-10 - H-18 |
| Dinette Group                      | H-19 - H-20 |
| Driver's Compartment Group         | H-21 - H-23 |
| Electrical Group                   | H-24 - I-03 |
| Exterior Body Group                | I-04 - I-08 |
| Galley Group                       | I-09 - I-13 |
| Heating & Air Conditioning Group   | I-14 - I-15 |
| Interior Finish Group              | I-16 - I-18 |
| Labels Group                       | I-19 - J-01 |
| LP Group                           | J-02        |
| Lounge Group                       | J-03 - J-04 |
| Sealants & Fasteners Group         | J-05 - J-07 |
| Water & Sewage Group               | J-08 - J-11 |
| Window, Vent & Exterior Door Group | J-12 - K-01 |

# SEALANTS & FASTENERS GROUP (CONTINUED)

## SEALANTS & ADHESIVES

| Key | Part Number   | U/M | Description   |
|-----|---------------|-----|---|
|     | 004020-01-000 | QT  | Adhesive - ABS Cement (Plastic Fittings)                                    |
|     | 004005-02-000 | GL  | Adhesive - Swirls - Glue (Sidewalls)  |
|     | 087211-01-000 | GL  | Adhesive - Promotor   |
|     | 053766-07-000 | EA  | Bedding Compound - Tube - Beige (Exterior)                                  |
|     | 053766-06-000 | EA  | Bedding Compound - Tube - Clear (Window)                                    |
|     | 053766-08-000 | EA  | Bedding Compound - Tube - Gray (Exterior)                                   |
|     | 102352-01-000 | EA  | Bedding Compound - Tube - Black (Luggage Compartment)                       |
|     | 053766-02-000 | EA  | Bedding Compound - Tube - Off White (Exterior)                              |
|     | 002328-02-000 | EA  | Block - Rubber Spacer (Windshield)  |
|     | 091255-02-000 | FT  | Seal - Foam - 1.5 MM x 4.8 MM (Cabinets)                                    |
|     | 104579-01-000 | FT  | Seal - Foam - Closed Cell (Exterior Shower)                                 |
|     | 090340-01-000 | FT  | Seal - Foam - Closed Cell (Entrance Door)                                   |
|     | 090329-01-000 | FT  | Seal - Refrigerator Cabinet   |
|     | 077967-01-000 | EA  | Sealant - Acrylic Latex - Tube - Off White (Interior Sealant)               |
|     | 034552-04-000 | EA  | Sealant - Silicone - Beige  |
|     | 034552-02-000 | EA  | Sealant - Silicone - Clear  |
|     | 034552-07-000 | EA  | Sealant - Silicone - Dark Gray  |
|     | 034552-06-000 | EA  | Sealant - Silicone - Off White  |
|     | 039518-01-000 | EA  | Sealant Silicone - Black  |
|     | 069640-01-000 | FT  | Sealer Ribbon - 25" Bead x 20'  |
|     | 069640-02-000 | FT  | Sealer Ribbon - 5" x .125" x 30'  |
|     | 069640-03-000 | FT  | Sealer Ribbon - 75" x .125" x 30'   |
|     | 069640-09-000 | FT  | Sealer Ribbon - 1/32" x 2 5" x 30'  |
|     | 069640-06-000 | FT  | Sealer Ribbon - 5/16" Bead x 15'  |
|     | 069640-07-000 | FT  | Sealer Ribbon - 2" x 3/32" x 30'  |
|     | 069640-10-000 | FT  | Sealer Ribbon - 1/32" x 1 5" x 100'   |
|     | 002707-02-000 | FT  | Sealer Tape - 5/16" x 1/2"  |
|     | 074497-14-700 | EA  | Sealer - Stain (Ceiling)  |
|     | 102353-01-700 | EA  | Seam Sealer - Tube - Gray (Roof Seams)                                      |
|     | 094401-01-000 | EA  | Seam Sealer - Tube - Clear (Cap to Sidewall)                                |
|     | 063642-01-000 | FT  | Tape - Adhesive - .10mm x 1 5" Wide   |
|     | 091968-03-000 | FT  | Tape - Adhesive - .040" x 1" Wide   |
|     | 038886-01-000 | EA  | Tape - Butyl - .31" x 31" x 148" (Windshield)                               |
|     | 076322-01-000 | FT  | Tape - Foam - Double Coated - .025 x .75 x 72" (Fiberglass Sidewall Seams)  |
|     | 076322-02-000 | FT  | Tape - Foam - Double Coated - .045 x 1" (Fiberglass Sidewall Seams)         |
|     | 076322-03-000 | FT  | Tape - Foam - Double Coated - .045" x .50"                                  |
|     | 100028-01-000 | FT  | Tape - Foam - Double Coated - .031 x .75 x 72" (Non-Structural Fastening)   |
|     | 009200-01-000 | EA  | Tape - Furnace - 1 5"   |
|     | 002825-01-000 | FT  | Weather Stripping (Roof Vent)   |
|     | 081377-01-700 | EA  | Adhesive - Cyanoacrylate - 10GM   |
|     | 100028-01-000 | FT  | Tape - Foam - Double Coated - .031" x .75" x 72" (Non-Structural Fastening) |
|     | 009200-01-000 | EA  | Tape - Furnace - 1.5"   |
|     | 002825-01-000 | FT  | Weather Stripping (Roof Vent)   |
|     | 081377-01-700 | EA  | Adhesive - Cyanoacrylate - 10 GM  |

# WATER & SEWAGE GROUP

## WATER LINES & HARDWARE

| Key | Part Number   | U/M | Description   |
|-----|---------------|-----|---|
|     | 079317-01-000 | EA  | Adapter - Swivel - .5 Tube x .5 FPT                     |
|     | 052954-01-000 | EA  | Adapter - Nose Cone - 3/8" or 1/2" - Plastic            |
|     | 036522-02-000 | EA  | Cap - Brass - 1/2" Flare                                |
|     | 052959-02-000 | EA  | Connector - Plastic - 1/2" F x 1/2" MPT                 |
|     | 010219-01-000 | EA  | Elbow - Plastic - 1 1/3" MPT x 1 1/4" Barb              |
|     | 052957-01-000 | EA  | Elbow - Plastic - 1/2" F x 3/8" MPT                     |
|     | 052957-02-000 | EA  | Elbow - Plastic - 1/2" F x 1/2" MPT                     |
|     | 065120-01-000 | EA  | Elbow - Plastic - Swivel - 1/2" FPT x 1/2" Flare - Gray |
|     | 035539-01-000 | EA  | Elbow - Plastic - 3/8" MPT x 3/8" BARB                  |
|     | 070824-01-000 | EA  | Elbow - Swivel - 1/2" MPT x 1/2" FPT - Gray             |
|     | 075240-05-000 | EA  | Faucet - Lavatory - Brass                               |
|     | 011053-04-000 | EA  | Faucet - Swing Spout - Galley - 8"                      |
|     | 091253-01-000 | EA  | Gasket - Faucet   |
|     | 075241-04-000 | EA  | Faucet - Shower - Brass                                 |
|     | 011059-04-000 | EA  | Faucet - Shower (CSA)                                   |
|     | 077954-02-000 | EA  | Filter/Screen (In Water Tank)                           |
|     | 052961-02-000 | EA  | Header - 1/2" MPT x 1/2" F x 1/2" F x 1/2" F            |
|     | 052952-01-000 | EA  | Nut - Plastic - 1/2" F                                  |
|     | 052952-02-000 | EA  | Nut - Plastic - 5/8" Flare                              |
|     | 052953-01-000 | EA  | Nut - Faucet - 1/2" Tube x 1/2" FPT                     |
|     | 049032-01-000 | EA  | Patch - Spinweld - Plastic - 3/8"                       |
|     | 098607-01-000 | EA  | Pump - Water - 2.8 GPM - Direct Flow (US)               |
|     | 098607-02-000 | EA  | Pump - Water - 2.8 CPM - Direct Flow (CSA)              |
|     | 098607-01-707 | EA  | Motor/Backplate - Replacement                           |
|     | 098607-01-701 | EA  | Drive Asm.  |
|     | 098607-01-702 | EA  | Diaphragm Kit   |
|     | 098607-01-703 | EA  | Valve Asm.  |
|     | 098607-01-704 | EA  | Upper Housing   |
|     | 098607-01-706 | EA  | Switch Asm. - Complete                                  |
|     | 098607-01-700 | EA  | Pumphead - Replacement                                  |
|     | 098607-01-705 | EA  | Check - Valve Kit                                       |
|     | 091208-01-000 | EA  | Rubber Washer - .06 x .75 x .50                         |
|     | 039681-01-000 | EA  | Sending Unit  |
|     | 011048-02-000 | EA  | Shower Head - w/60" Hose (US)                           |
|     | 011048-05-000 | EA  | Shower Head - w/60" Hose (CSA)                          |
|     | 042989-03-000 | EA  | Spinweld Fitting - Plastic - 1/4" NPT                   |
|     | 042989-05-000 | EA  | Spinweld Fitting - Plastic - 1/2" FPT                   |
|     | 042989-04-000 | EA  | Spinweld Fitting - Plastic - 3/8" FPT                   |
|     | 097967-01-000 | EA  | Switch - Water Heater                                   |
|     | 052955-01-000 | EA  | Tee - Plastic - 1/2" F x 1/2" F x 1/2" MPT              |
|     | 052956-01-000 | EA  | Tee - Plastic - 1/2 F x 1/2 MPT x 1/2 F                 |
|     | 052958-01-000 | EA  | Tee - Plastic - 1/2" F x 1/2" F x 1/2" F                |
|     | 055295-01-000 | EA  | Tee Plastic - 5/8" F x 1/2" MPT x 1/2" F                |
|     | 074463-01-000 | EA  | Tee - 4 Way - Plastic - 1/2" Flare - Gray               |
|     | 039800-01-000 | FT  | Tubing - Polybutyl - 1/2" OD x 20' (Water Line)         |
|     | 079381-01-000 | FT  | Tubing - Flex/Smooth - 1.25 ID (Water Tank)             |
|     | 074462-02-000 | FT  | Tubing - Vinyl - 3/8" ID                                |
|     | 052960-01-000 | EA  | Valve - Line Drain - 1/2" F x 1/2" F                    |
|     | 052961-01-000 | EA  | Valve - In Line Drain 1/2" F x 1/2" F x 1/2"            |
|     | 064214-01-000 | EA  | Water Tank - 31 Gal. w/o Fittings                       |
|     | 064214-05-000 | EA  | Water Tank - 31 Gal. w/Fittings - 24" x 12.75" x 30"    |

NOTE: Items indented below assemblies are serviceable parts for that assembly.

## 1990 WINNEBAGO TABLE OF CONTENTS

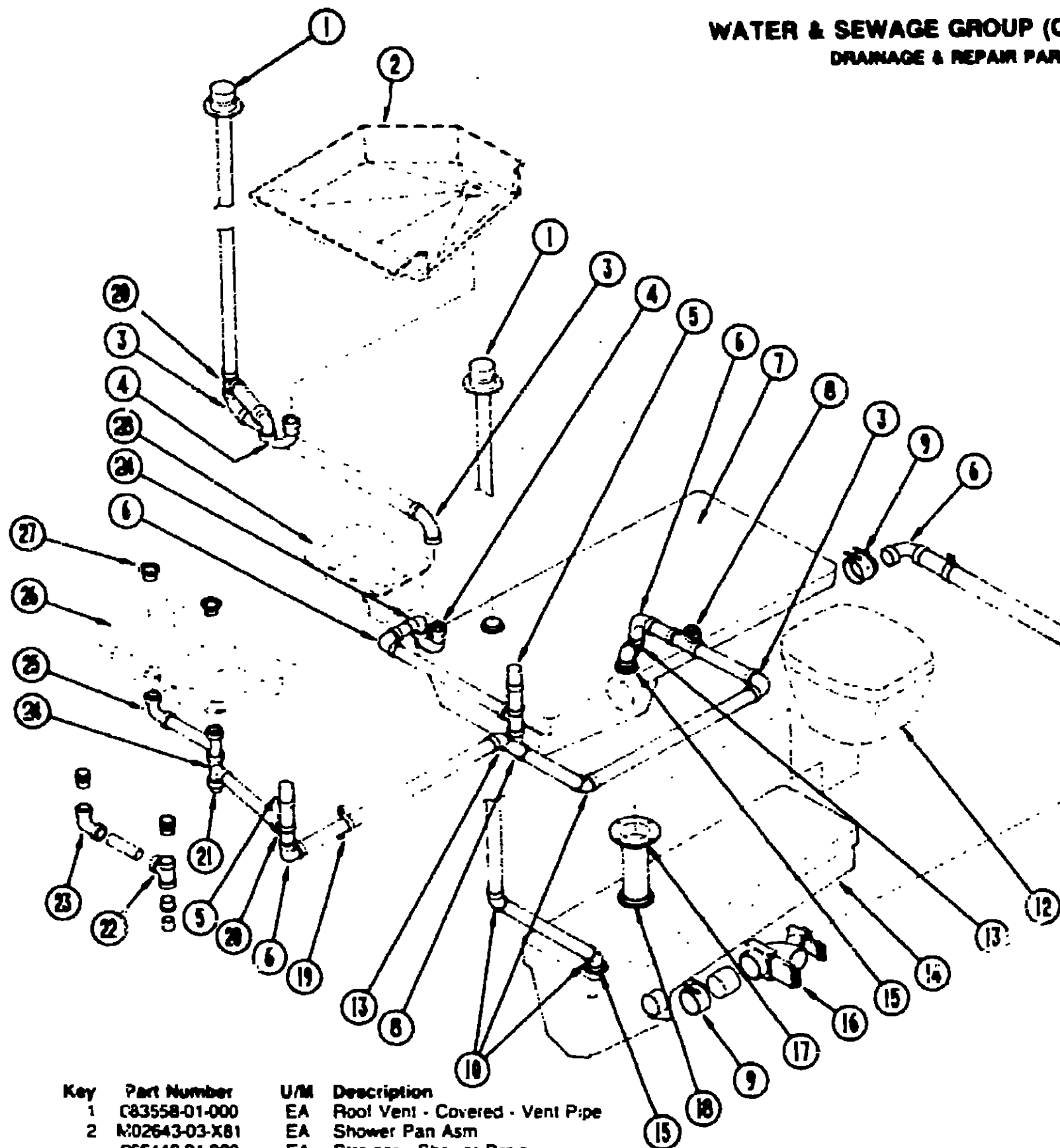
|                              |             |
|------------------------------|-------------|
| INTRODUCTION                 | A-01 - A-02 |
| ABBREVIATIONS                | A-03        |
| ALPHABETICAL/GROUP REFERENCE | A-04 - A-08 |
| WF424RC                      | A-07 - D-14 |
| WF426RT                      | D-15 - G-18 |
| WF427RT                      | G-19 - K-01 |

## 1990 WF427RT INDEX

|                                    |             |
|------------------------------------|-------------|
| Floor Plan                         | G-19 - G-20 |
| Accessories Group                  | G-21 - G-24 |
| Bath Group                         | H-01 - H-02 |
| Bedroom Group                      | H-03 - H-04 |
| Chassis Group                      | H-05 - H-08 |
| Curtain, Cushion & Pad Group       | H-10 - H-18 |
| Dinette Group                      | H-19 - H-20 |
| Driver's Compartment Group         | H-21 - H-23 |
| Electrical Group                   | H-24 - I-03 |
| Exterior Body Group                | I-04 - I-08 |
| Galley Group                       | I-09 - I-13 |
| Heating & Air Conditioning Group   | I-14 - I-15 |
| Interior Finish Group              | I-16 - I-18 |
| Labels Group                       | I-19 - J-01 |
| LP Group                           | J-02        |
| Lounge Group                       | J-03 - J-04 |
| Sealants & Fasteners Group         | J-05 - J-07 |
| Water & Sewage Group               | J-08 - J-11 |
| Window, Vent & Exterior Door Group | J-12 - K-01 |

# WATER & SEWAGE GROUP (CONTINUED)

## DRAINAGE & REPAIR PARTS



| Key | Part Number   | U/M | Description                                    |
|-----|---------------|-----|--|
| 1   | 083558-01-000 | EA  | Roof Vent - Covered - Vent Pipe                |
| 2   | M02643-03-X81 | EA  | Shower Pan Asm                                 |
|     | 066440-01-000 | EA  | Strainer - Shower Drain                        |
|     | 066435-01-000 | EA  | Nut Strainer                                   |
|     | 069735-01-000 | EA  | Washer - Tailpiece - 1.5" - Plastic            |
|     | 011069-02-000 | EA  | Tailpiece - 1 1/2" x 1 1/4" x 4" - Plastic     |
|     | 066436-01-000 | EA  | Slip Nut - 1.5" - Tailpiece                    |
|     | 011048-02-000 | EA  | Shower Head w/60" Hose (US)                    |
|     | 011048-05-000 | EA  | Shower Head w/60" Hose (CSA)                   |
|     | 075241-04-000 | EA  | Faucet - Shower - Brass (US)                   |
|     | 011059-04-000 | EA  | Faucet - Shower - (CSA)                        |
| 3   | 010008-01-000 | EA  | Elbow - Plastic - 1/4 BD x 1 1/2" x 90° - Left |
| 4   | 011086-03-000 | EA  | P-Trap - Plastic - 1 1/4" x 1 1/2" (US)        |
| 4   | 011086-02-000 | EA  | P-Trap - Plastic - 1 1/4" (CSA)                |

| Key | Part Number   | U/M | Description  |
|-----|---------------|-----|--|
| 5   | 079968-01-000 | EA  | Vent - Mechanical - Trap Asm.                                      |
|     | 038342-01-000 | EA  | Tee - Plastic - 1.5" Street x 1/2" Hub x 1/2" Hub                  |
|     | 010121-01-000 | EA  | Bushing - Reducer - 1 1/2" Smooth x 1/4" Hub                       |
| 6   | 033761-01-000 | EA  | Elbow - Plastic - 1/4 BD x 1 1/2" x 90°                            |
| 7   | 061804-01-000 | EA  | Tank Asm. - Holding - 36 Gallon                                    |
| 8   | 010073-01-000 | EA  | Wye - Plastic - 1 1/2" x 45° H x H                                 |
|     | 010166-01-000 | EA  | Plug - Plastic - 1 1/4" (US)                                       |
|     | 010166-02-000 | EA  | Plug - Plastic - 1 1/4" (CSA)                                      |
|     | 010122-01-000 | EA  | Bushing - Plastic - Red - 1 1/2" S x 1 1/4" T                      |
| 9   | 078406-01-000 | EA  | Coupler - Rubber - 3" x 3"   |
|     | 062422-01-000 | EA  | Adapter - Offset Reducer - 3" x 1/2"                               |
| 10  | 010006-01-000 | EA  | Elbow - Plastic - 1/8" BD x 1 1/2" x 45° H x H                     |
| 11  | 056134-02-000 | EA  | Holder - Ring  |
| 12  | 064076-01-000 | EA  | Toilet - Aqua Magic IV - Low                                       |
|     | 039341-02-704 | EA  | Seat & Cover   |
|     | 039341-02-703 | EA  | Hole Plug - Ivory  |
|     | 039341-02-705 | EA  | Mounting Package   |
|     | 064076-01-701 | EA  | Mechanism - Starlight - Ivory                                      |
|     | 039341-02-707 | EA  | Pin - Hinge - Toilet   |
|     | 067487-01-701 | EA  | Water Saver Package  |
| 13  | 010051-01-000 | EA  | Elbow - ST - Plastic - 1/8 BD x 1 1/2" x 45°                       |
| 14  | 083041-01-000 | EA  | Tank - Holding - 30 Gallons w/o Fittings                           |
| 15  | 061607-01-000 | EA  | Grommet - Holding Tank - 1 1/2" NPS                                |
| 16  | 070916-01-000 | EA  | Valve - Dual - 3" x 1.5"   |
|     | 070916-01-700 | EA  | Valve - 3"   |
|     | 070916-01-701 | EA  | Valve - 1.5"   |
|     | 062416-01-000 | EA  | Adapter - Hose - 3"  |
|     | 062415-01-000 | EA  | Sewer Cap - 3"   |
|     | 062415-01-700 | EA  | String - Sewer Cap   |
|     | 010201-01-000 | EA  | Sewer Hose - 3" ID   |
| 17  | 024676-01-000 | EA  | Flange - Closet - 4" x 3" (US)                                     |
| 17  | 024676-02-000 | EA  | Flange - Closet - 4" x 3" (CSA)                                    |
| 18  | 061607-02-000 | EA  | Grommet - Holding Tank - 3" NPS                                    |
| 19  | 008406-01-000 | EA  | Strap - Conduit - 2 in 2 Hole                                      |
| 20  | 010079-01-000 | EA  | Tee - Plastic - Red - 1 1/2" H x 1 1/2" H x 1 1/4" H               |
| 21  | 011066-03-000 | EA  | P-Trap - 1 1/4" x 1 1/2" (US)                                      |
| 21  | 053335-01-000 | EA  | P-Trap - Plastic - 1 1/4" H x H w/Union (CSA)                      |
| 22  | 010071-01-000 | EA  | Tee - Plastic - 1 1/2" H x H x H (CSA)                             |
| 23  | 037101-02-000 | EA  | Elbow - Plastic - 1/4 BD Vent 1 1/2" H (CSA)                       |
| 24  | 010000-01-000 | EA  | Elbow - Plastic - 1/8 BD x 1 1/4" x 45° H x H                      |
| 25  | 011091-02-000 | EA  | Continuous Waste - Double Sink (US)                                |
| 26  | 098654-01-000 | EA  | Sink - Stainless Steel - Double w/Mounting Hardware                |
|     | 011053-04-000 | EA  | Faucet - Swing Spout - 8" - Galley                                 |
| 27  | 066437-01-000 | EA  | Strainer w/Basket - Sink   |
|     | 066437-01-700 | EA  | Basket Only  |
| 28  | 096827-01-01A | EA  | Sink - Lavatory - Rectangular                                      |
|     | 096827-01-700 | EA  | Sink - Strainer  |
|     | 096827-01-701 | EA  | Tailpiece  |
|     | 075240-05-000 | EA  | Faucet - Lavatory - Brass  |
|     | 091253-01-000 | EA  | Gasket - Lavatory Faucet   |
|     | 039681-01-000 | EA  | Sending Unit   |
|     | 010123-01-000 | EA  | Bushing - 2" x 1 1/2" Hub - Plastic                                |
|     | 010115-01-000 | EA  | Coupling - 1 1/2" Hub x Hub - Plastic                              |
|     | 010061-01-000 | EA  | Elbow - 45° - Street - 1/8" Bend - 3" S x H - Plastic              |
|     | 082696-01-000 | EA  | Valve - 3"   |
|     | 062421-01-000 | EA  | Valve Asm. - Dump w/Handle - 1 1/2" - Black Plastic                |
|     | 052961-C1-000 | EA  | Drain Valve - In Line - Header - 1/2" F x 1/2" F x 1/2" F x 1/2" F |

NOTE: Items indented below assemblies are serviceable parts for that assembly.

## 1990 WINNEBAGO TABLE OF CONTENTS

|                              |             |
|------------------------------|-------------|
| INTRODUCTION                 | A-01 - A-02 |
| ABBREVIATIONS                | A-03        |
| ALPHABETICAL/GROUP REFERENCE | A-04 - A-06 |
| WF424RC                      | A-07 - D-14 |
| WF426RT                      | D-15 - G-18 |
| WF427RT                      | G-19 - K-01 |

## 1990 WF427RT INDEX

|                                    |             |
|------------------------------------|-------------|
| Floor Plan                         | G-19 - G-20 |
| Accessories Group                  | G-21 - G-24 |
| Bath Group                         | H-01 - H-02 |
| Bedroom Group                      | H-03 - H-04 |
| Chassis Group                      | H-05 - H-08 |
| Curtain, Cushion & Pad Group       | H-10 - H-18 |
| Dinette Group                      | H-19 - H-20 |
| Driver's Compartment Group         | H-21 - H-23 |
| Electrical Group                   | H-24 - I-03 |
| Exterior Body Group                | I-04 - I-08 |
| Galley Group                       | I-09 - I-13 |
| Heating & Air Conditioning Group   | I-14 - I-15 |
| Interior Finish Group              | I-16 - I-18 |
| Labels Group                       | I-19 - J-01 |
| LP Group                           | J-02        |
| Lounge Group                       | J-03 - J-04 |
| Sealants & Fasteners Group         | J-05 - J-07 |
| Water & Sewage Group               | J-08 - J-11 |
| Window, Vent & Exterior Door Group | J-12 - K-01 |

# WATER & SEWAGE GROUP (CONTINUED)

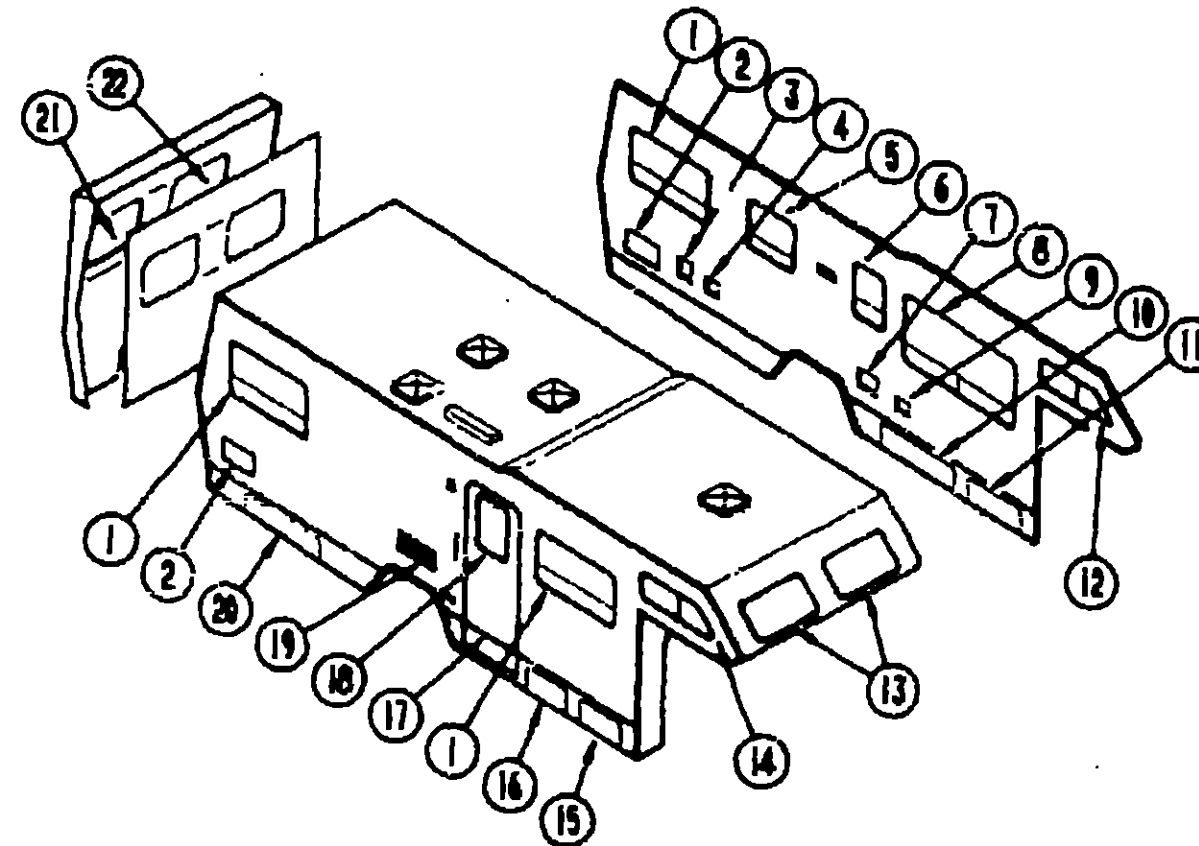
## WATER HEATER & REPAIR PARTS

| Key | Part Number   | U/M | Description   |
|-----|---------------|-----|---|
|     | 051391-01-000 | EA  | Heater - Water - Atwood G6A-3   |
|     | 051391-01-700 | EA  | Hinge Kit - w/Clip - Atwood #92568 & 92559  |
|     | 051391-01-715 | EA  | Drain Plug - Atwood #91561  |
|     | 051391-01-702 | EA  | Tank - Inner - G6A-2, 3, 6 - Water Heater - Atwood 91412                          |
|     | 051391-01-704 | EA  | Valve - Relief - 1/2" Fitting - Atwood 91604                                      |
|     | 051391-01-705 | EA  | Fastener - Camloc - Atwood #92609   |
|     | 051391-01-706 | EA  | Grille - Exhaust - Atwood #92787  |
|     | 051391-01-712 | EA  | Thermostat - 3/8" NPT Inlet   |
|     | 051391-01-708 | EA  | Burner - Main - Atwood #92615   |
|     | 051391-01-709 | EA  | Pilot Asm. - w/Thermocouple & Tube  |
|     | 051391-01-710 | EA  | Orifice - Main Burner - Atwood #92742   |
|     | 051391-01-711 | EA  | Elbow - Orifice - Main Burner   |
|     | 051391-01-714 | EA  | Elbow - 45 Degree - 3/8" F x 3/8" MPT - Atwood #91044                             |
|     | 051391-03-000 | EA  | Heater - Water - w/Electric Ignition - Atwood # G6A-3E, 4E & 6E                   |
|     | 051393-03-700 | EA  | Tank - Inner (G6A-3E) Rear Mount - Atwood #91409                                  |
|     | 051391-04-700 | EA  | Tank - Inner (G6A-3E) Front Mount - Atwood #91608                                 |
|     | 051391-04-706 | EA  | Tank - Inner - G6A-4E & 6E - Front Mount - Atwood #9164                           |
|     | 051391-01-704 | EA  | Valve - Relief - 1/2" Fitting - Atwood #91604                                     |
|     | 051391-01-705 | EA  | Fastener - Camloc - Atwood #92609   |
|     | 051393-01-701 | EA  | Switch Package - Atwood #91959  |
|     | 051393-01-702 | EA  | Switch - Energy Cut-Off - Atwood #91951   |
|     | 051391-04-701 | EA  | Thermostat 12 VDC - 120 Preset - Atwood #91470 - Front Mount Only                 |
|     | 051393-01-703 | EA  | Thermostat - Rear Mount - Atwood #91952   |
|     | 051393-01-721 | EA  | ECO & Thermostat Asm. - Front Mount - 140 Degree - Atwood #                       |
|     | 051393-01-704 | EA  | Circuit Board - w/Black Box - Atwood #91420                                       |
|     | 051391-01-706 | EA  | Grille - Exhaust - Atwood #92787  |
|     | 051393-01-705 | EA  | Orifice Holder - Atwood #91925  |
|     | 051391-01-710 | EA  | Orifice - Main Burner - Atwood #92742   |
|     | 051393-01-716 | EA  | Spark & Probe Asm. - Atwood #91606  |
|     | 051391-01-708 | EA  | Burner - Main - Atwood #92615   |
|     | 051393-01-718 | EA  | Valve - Dual Solenoid - Atwood #91605   |
|     | 051391-01-715 | EA  | Drain Plug - Atwood #91561  |
|     | 051391-01-700 | EA  | Hinge Kit - w/Clip - Atwood #92568 & 92559  |
|     | 051393-01-000 | EA  | Water Heater - w/Motor Aid - Pilotless Ignition - Atwood GH6-3E, GH6-4E or GH6-6E |
|     | 051391-04-705 | EA  | Tank - Inner - GH6-3E - Front Mount - Atwood #91609                               |
|     | 051393-01-714 | EA  | Tank - Inner - GH6-3E - Rear Mount - Atwood #91408                                |
|     | 051391-04-704 | EA  | Tank - Inner - Front Mount - GH6-4E & 6E - Atwood #91642                          |
|     | 051391-01-704 | EA  | Valve - Relief - 1/2" Fitting - Atwood #91604                                     |
|     | 051391-01-705 | EA  | Fastener - Camloc - Atwood #92609   |
|     | 051393-01-701 | EA  | Switch Package - Atwood #91959  |
|     | 051393-01-702 | EA  | Switch - Energy Cut-off - Atwood #91951   |
|     | 051391-04-701 | EA  | Thermostat - 12 VDC - 120 Preset - Atwood #91470 - Front Mount Only               |
|     | 051393-01-703 | EA  | Thermostat - Rear Mount - Atwood #91952   |
|     | 051393-01-721 | EA  | ECO & Thermostat Asm. - Front Mount - 140 Degree - Atwood #                       |
|     | 051393-01-704 | EA  | Circuit Board - w/Black Box - Atwood #91420                                       |
|     | 051391-01-706 | EA  | Grille - Exhaust - Atwood #92787  |
|     | 051393-01-705 | EA  | Orifice Holder - Atwood #91925  |
|     | 051391-01-710 | EA  | Orifice - Main Burner - Atwood #92742   |
|     | 051393-01-716 | EA  | Spark & Probe Asm. - Atwood #91606  |
|     | 051391-01-708 | EA  | Burner - Main - Atwood #92615   |
|     | 051393-01-718 | EA  | Valve - Dual Solenoid - Atwood #91605   |
|     | 051391-01-715 | EA  | Drain Plug - Atwood #91561  |
|     | 051391-01-700 | EA  | Hinge Kit - w/Clip - Atwood #92568 & 92559  |

NOTE: Items indented below assemblies are serviceable parts for that assembly.

# WINDOW, VENT & EXTERIOR DOOR GROUP

## WINDOWS & ACCESS DOORS



| Key | Part Number   | U/M | Description   |
|-----|---------------|-----|---|
| 1   | 092235-07-Y12 | EA  | Window Asm. - Single Tipout - 24.3" x 40.3" - w/o Inside Frame        |
| 2   | 079578-04-U28 | EA  | Door Asm. - Storage - 12.9" x 22.1"                                   |
| 3   | 078010-03-000 | EA  | Door Asm. - Fuel Fill - w/Jamb - Off White                            |
| 4   | 052423-01-000 | EA  | Door Asm. - Sewer Hose Comp. - 6.6" x 5.3" - Off White                |
|     | 052424-01-000 | EA  | Jamb - Door - 8" x 7.7" - Off White                                   |
| 5   | 092235-10-Y12 | EA  | Window Asm. - Single Tipout - 15.8" x 25.5" - w/o Inside Frame        |
| 6   | 098644-01-715 | EA  | Window Asm. - Vertical Slider - 22" x 15" - w/o Inside Frame          |
| 7   | 052009-01-000 | EA  | Unit Asm. - Water Heater - Off White                                  |
| 8   | 092234-02-Y12 | EA  | Window Asm. - Double Tipout - 30.8" x 53.4" - w/o Inside Frame        |
| 9   | 088794-01-000 | EA  | Door Asm. - Power Cord - w/Latch - Off White                          |
| 10  | 079455-07-U01 | EA  | Door Asm. - Access - w/Seal - 39.5" x 9.5" - Off White                |
| 11  | M79321-01-T03 | EA  | Door Asm. - Generator - 10.6" x 26" - Off White                       |
| 12  | 098646-02-700 | EA  | Window Asm. - Slant Slider - 12" x 36" - w/o Inside Frame             |
| 13  | 078533-06-AA3 | EA  | Window Asm. - Picture - 15" x 32" - w/o Inside Frame                  |
| 13  | 078533-08-B13 | EA  | Window Asm. - Picture - 15" x 32" - Tempered Glass - w/o Inside Frame |
| 14  | 098646-01-705 | EA  | Window Asm. - Slant Slider - 12" x 36" - w/o Inside Frame             |
| 15  | 079455-03-T95 | EA  | Door Asm. - Compartment - 9.5" x 21.7" - Off White                    |
| 16  | 079455-01-T95 | EA  | Door Asm. - Access - w/Seal - 9.5" x 17" - Off White                  |
| 17  | M01870-39-AA5 | EA  | Door Asm. - Entrance - w/Screen Door & Jamb                           |
| 17  | M01870-39-AA6 | EA  | Door Asm. - Entrance - w/Screen Door & Jamb                           |
| 17  | M01870-39-AA7 | EA  | Door Asm. - Entrance - w/Screen Door & Jamb                           |
| 18  | 079733-04-T03 | EA  | Window Asm. - Picture - 17" x 25" - w/o Inside Frame                  |
| 19  | 084103-03-000 | EA  | Door Asm. - Refrigerator - Vented - w/o Jamb - Off White              |
|     | 084104-03-000 | EA  | Jamb - Door - Refrigerator - Off White                                |
| 20  | 083264-05-X08 | EA  | Door Asm. - Access - w/Seal - 40" x 8.5" - Off White                  |
| 21  | 079729-03-W17 | EA  | Window Asm. - Rear Escape - 22" x 24"                                 |
| 22  | 079729-02-T03 | EA  | Window Asm. - Rear Escape - 22" x 24"                                 |
|     | 078536-01-T03 | EA  | Window Asm. - Rear Escape - 23" x 68" (Option L46L)                   |

\* These parts were used from 5/28/90 on.

## 1990 WINNEBAGO TABLE OF CONTENTS

|                              |             |
|------------------------------|-------------|
| INTRODUCTION                 | A-01 - A-02 |
| ABBREVIATIONS                | A-03        |
| ALPHABETICAL/GROUP REFERENCE | A-04 - A-06 |
| WF424RC                      | A-07 - D-14 |
| WF426RT                      | D-15 - G-18 |
| WF427RT                      | G-19 - K-01 |

## 1990 WF427RT INDEX

|                                    |             |
|------------------------------------|-------------|
| Floor Plan                         | G-19 - G-20 |
| Accessories Group                  | G-21 - G-24 |
| Bath Group                         | H-01 - H-02 |
| Bedroom Group                      | H-03 - H-04 |
| Chassis Group                      | H-05 - H-08 |
| Curtain, Cushion & Pad Group       | H-10 - H-18 |
| Dinette Group                      | H-19 - H-20 |
| Driver's Compartment Group         | H-21 - H-23 |
| Electrical Group                   | H-24 - I-03 |
| Exterior Body Group                | I-04 - I-06 |
| Galley Group                       | I-09 - I-13 |
| Heating & Air Conditioning Group   | I-14 - I-15 |
| Interior Finish Group              | I-16 - I-18 |
| Labels Group                       | I-19 - J-01 |
| LP Group                           | J-02        |
| Lounge Group                       | J-03 - J-04 |
| Sealants & Fasteners Group         | J-05 - J-07 |
| Water & Sewage Group               | J-08 - J-11 |
| Window, Vent & Exterior Door Group | J-12 - K-01 |

# WINDOW, VENT & EXTERIOR DOOR GROUP (CONTINUED)

## ACCESS DOORS

| Key | Part Number   | U/M | Description                                      |
|-----|---------------|-----|--|
|     | 079578-07-X09 | EA  | Door Asm. - Access - 27" x 12" - Off White       |
|     | 081801-02-000 | EA  | Hinge - 2" x 96"                                 |
|     | 064075-07-000 | FT  | Seal - Bulb                                      |
|     | 079366-04-100 | EA  | Lock Asm. - Key Type - w/o Keys                  |
|     | 082684-01-700 | EA  | Key - Compartment Door Lock                      |
|     | 084103-03-000 | EA  | Door Asm. - Refrigerator - Vented - Off White    |
|     | 084104-03-000 | EA  | Jamb - Refrigerator Door - Off White             |
|     | 084104-01-700 | EA  | Lock - Male - Dryus Fasteners                    |
|     | 084104-01-7C1 | EA  | Lock - Female - Dryus Fasteners                  |
|     | 052423-01-000 | EA  | Door Asm. - Sewer Hose - 6 6" x 6 3" - Off White |
|     | 054242-01-000 | EA  | Jamb Sewer Hose Door                             |
|     | 088794-01-000 | EA  | Door Asm. - Power Cord w/Hatch                   |
|     | 090340-01-000 | EA  | Seal - Foam Closed Cell - 1/4" x 1/2" x 50"      |
|     | 088580-03-000 | EA  | Box - Power Cord                                 |
|     | 088580-08-000 | EA  | Box - Power Cord                                 |
|     | 078010-03-000 | EA  | Door Asm. - Fuel Fill w/Jamb - Off White         |
|     | 079455-07-U01 | EA  | Door Asm. - Storage                              |
|     | 081801-02-000 | EA  | Hinge - 2" x 96"                                 |
|     | 064075-07-000 | FT  | Seal - Bulb                                      |
|     | 079366-03-000 | EA  | Lock Asm. - Key Type - w/o Keys                  |
|     | 082684-01-700 | EA  | Key - Compartment Door Lock                      |
|     | 072927-03-000 | EA  | Lock Asm. - Twist Type                           |
|     | M79321-01-T03 | EA  | Door Asm. - Generator                            |
|     | 079246-01-000 | EA  | Jamb Asm. - Generator Door - Off White           |
|     | 079455-01-T95 | EA  | Door Asm. - Access w/Seal                        |
|     | 064075-07-000 | FT  | Seal - Bulb                                      |
|     | 079366-03-000 | EA  | Lock Asm. - Key Type - w/o Keys                  |
|     | 082684-01-700 | EA  | Key - Compartment Door Lock                      |
|     | 079927-03-000 | EA  | Lock Asm. - Twist Type                           |
|     | 079455-03-T95 | EA  | Door Asm. - LP                                   |
|     | 064075-07-000 | FT  | Seal - Bulb                                      |
|     | 079927-03-000 | EA  | Lock Asm. - Twist Type                           |
|     | 081801-02-000 | EA  | Hinge - 2" x 96"                                 |
|     | 083264-05-X08 | EA  | Door Asm. - Storage Compartment                  |
|     | 079366-04-000 | EA  | Lock Asm. - Key Type - w/o Keys                  |
|     | 082684-01-700 | EA  | Key - Compartment Door Lock                      |
|     | 064075-07-000 | FT  | Seal - Bulb                                      |
|     | 081801-02-000 | EA  | Hinge - 2" x 96"                                 |

\* These parts were used from 9/21/89 on.

NOTE: Items indented below assemblies are serviceable parts for that assembly

# WINDOW, VENT & EXTERIOR DOOR GROUP (CONTINUED)

## POWERED ROOF VENT

| Key | Part Number   | U/M | Description  |
|-----|---------------|-----|--|
|     | 090324-01-Y12 | EA  | Vent Asm. - Roof - Powered                                       |
|     | 009440-01-000 | EA  | Lift Mechanism   |
|     | 009439-03-000 | EA  | Extension  |
|     | 009439-04-000 | EA  | Screw  |
|     | 009439-02-000 | EA  | Knob - Roof Vent - Black   |
|     | 046649-01-000 | EA  | Fan - Plastic - 6"   |
|     | 003195-01-000 | CA  | Switch - Push Button - 12 Volt                                   |
|     | 015911-01-000 | EA  | Track - Slide - Roof Vent  |
|     | 002825-01-000 | EA  | Weatherstrip Seal  |
|     | 048648-01-000 | EA  | Motor - 12 Volt  |
|     | 051384-01-000 | EA  | Cover Asm. - Roof Vent   |
|     | 052639-01-200 | EA  | Hinge - 7" - Roof Vent   |
|     | 078785-01-Y12 | EA  | Screen Asm. - Roof Vent - Powered                                |
|     | 002291-02-000 | SF  | Screen - Window - 16" - Charcoal                                 |
|     | 002296-02-000 | FT  | Spline - Charcoal  |
|     | 084079-03-000 | EA  | Vent Asm. - Roof - Powered - Off White - Fantastic (Option L41M) |
|     | 064469-08-000 | EA  | Vent Asm. - Roof - 14" x 14" - 12V - w/o Screen Asm. (CSA)       |

## NON-POWERED VENT

| Key | Part Number   | U/M | Description                                 |
|-----|---------------|-----|---|
|     | 090395-01-Y12 | EA  | Vent Asm. - Roof - Non-Powered - w/o Screen |
|     | 009440-01-000 | EA  | Lift Mechanism Asm.                         |
|     | 009439-03-000 | EA  | Extension                                   |
|     | 009439-04-000 | EA  | Screw                                       |
|     | 009439-02-000 | EA  | Knob - Roof Vent - Black                    |
|     | 015911-01-000 | EA  | Track - Slide - Roof Vent                   |
|     | 002825-01-000 | EA  | Weatherstrip Seal                           |
|     | 055218-01-000 | EA  | Cover Asm. - Roof Vent                      |
|     | 052639-01-200 | EA  | Hinge - 7" - Roof Vent                      |
|     | 078786-01-Y12 | EA  | Screen Asm. - Charcoal                      |
|     | 002291-02-000 | SF  | Screen - Window - 16" - Charcoal            |
|     | 002296-02-000 | FT  | Spline - Charcoal                           |

## VENTS & SHROUDS

| Key | Part Number   | U/M | Description                                     |
|-----|---------------|-----|---|
|     | 083558-03-000 | EA  | Vent - Plumbing Pipe - Roof w/Cover - Off White |
|     | 084073-03-000 | EA  | Vent - Refrigerator Pad - Off White             |
|     | 084073-04-000 | EA  | Base - Roof Vent - Norcold Refrigerator - Black |
|     | 063752-01-000 | EA  | Shroud Asm. - Range                             |
|     | 092698-02-000 | EA  | Vent w/Door - Range Hood - Off White            |

## 1990 WINNEBAGO TABLE OF CONTENTS

|                              |             |
|------------------------------|-------------|
| INTRODUCTION                 | A-01 - A-02 |
| ABBREVIATIONS                | A-03        |
| ALPHABETICAL/GROUP REFERENCE | A-04 - A-06 |
| WF424RC                      | A-07 - D-14 |
| WF426RT                      | D-15 - G-18 |
| WF427RT                      | G-19 - K-01 |

## 1990 WF427RT INDEX

|                                    |             |
|------------------------------------|-------------|
| Floor Plan                         | G-19 - G-20 |
| Accessories Group                  | G-21 - G-24 |
| Bath Group                         | H-01 - H-02 |
| Bedroom Group                      | H-03 - H-04 |
| Chassis Group                      | H-05 - H-09 |
| Curtain, Cushion & Pad Group       | H-10 - H-18 |
| Dinette Group                      | H-19 - H-20 |
| Driver's Compartment Group         | H-21 - H-23 |
| Electrical Group                   | H-24 - I-03 |
| Exterior Body Group                | I-04 - I-08 |
| Galley Group                       | I-09 - I-13 |
| Heating & Air Conditioning Group   | I-14 - I-15 |
| Interior Finish Group              | I-16 - I-18 |
| Labs Group                         | I-19 - J-01 |
| LP Group                           | J-02        |
| Lounge Group                       | J-03 - J-04 |
| Sealants & Fasteners Group         | J-05 - J-07 |
| Water & Sewage Group               | J-08 - J-11 |
| Window, Vent & Exterior Door Group | J-12 - K-01 |

BEDROOM & LOUNGE SINGLE TIPOUT WINDOW

| Key | Part Number   | U/M | Description  |
|-----|---------------|-----|--|
| 1   | 052235-07-Y12 | EA  | Window Asm. - Single Tipout - 24.3" x 40.3" (w/o inside frame) |
|     | 090893-11-01A | EA  | Inside Frame (not included w/Window Assembly)                  |
| 2   | 035302-02-000 | EA  | Operator Drive   |
| 3   | 090025-01-000 | EA  | Extension - Window Knob (not included w/Window Assembly)       |
| 4   | 067052-02-000 | EA  | Window Knob - Beige (not included w/Window Assembly)           |
|     | 089371-01-000 | EA  | Screw - Window Knob (not included w/Window Assembly)           |
| 5   | 083150-12-000 | EA  | Torque Tube Asm. w/Spring                                      |
| 5   | 080918-01-000 | EA  | Spring - Torque Tube - Left                                    |
|     | 080918-02-000 | EA  | Spring - Torque Tube - Right                                   |
| 6   | 084068-19-000 | EA  | Glass - 1/8" x 1/8" x 9.2" x 40"                               |
| 7   | 100168-01-000 | EA  | Screen Clip  |
| 8   | 081354-01-000 | EA  | Torque Tube Sleeve   |
| 9   | 100235-04-B07 | EA  | Screen Asm.  |
| 10  | 080218-03-000 | SF  | Window Screen - 12"  |
|     | 100240-01-000 | FT  | Window Screen Spline   |
| 11  | 086762-01-000 | EA  | Window T-Nut   |
| 12  | 068927-03-000 | EA  | Seal - Rubber  |
| 13  | 084473-01-000 | EA  | Seal - Rubber  |
| 14  | 086763-01-000 | EA  | Screw - #10 - 32 x 1/4" PTH                                    |
| 15  | 097578-01-000 | EA  | Connecting Rod Asm.  |
|     | 081649-01-000 | EA  | Snap Ring Clip   |
| 16  | 084453-02-000 | EA  | Plastic Washer - .06 x .50 x .25                               |
| 17  | 089913-01-000 | EA  | Hinge  |
| 18  | 084067-01-000 | FT  | Seal - Sponge Rubber   |
| 19  | 069640-06-000 | FT  | Ribbon Sealer (not included w/Window Assembly)                 |

BATH SINGLE TIPOUT WINDOW

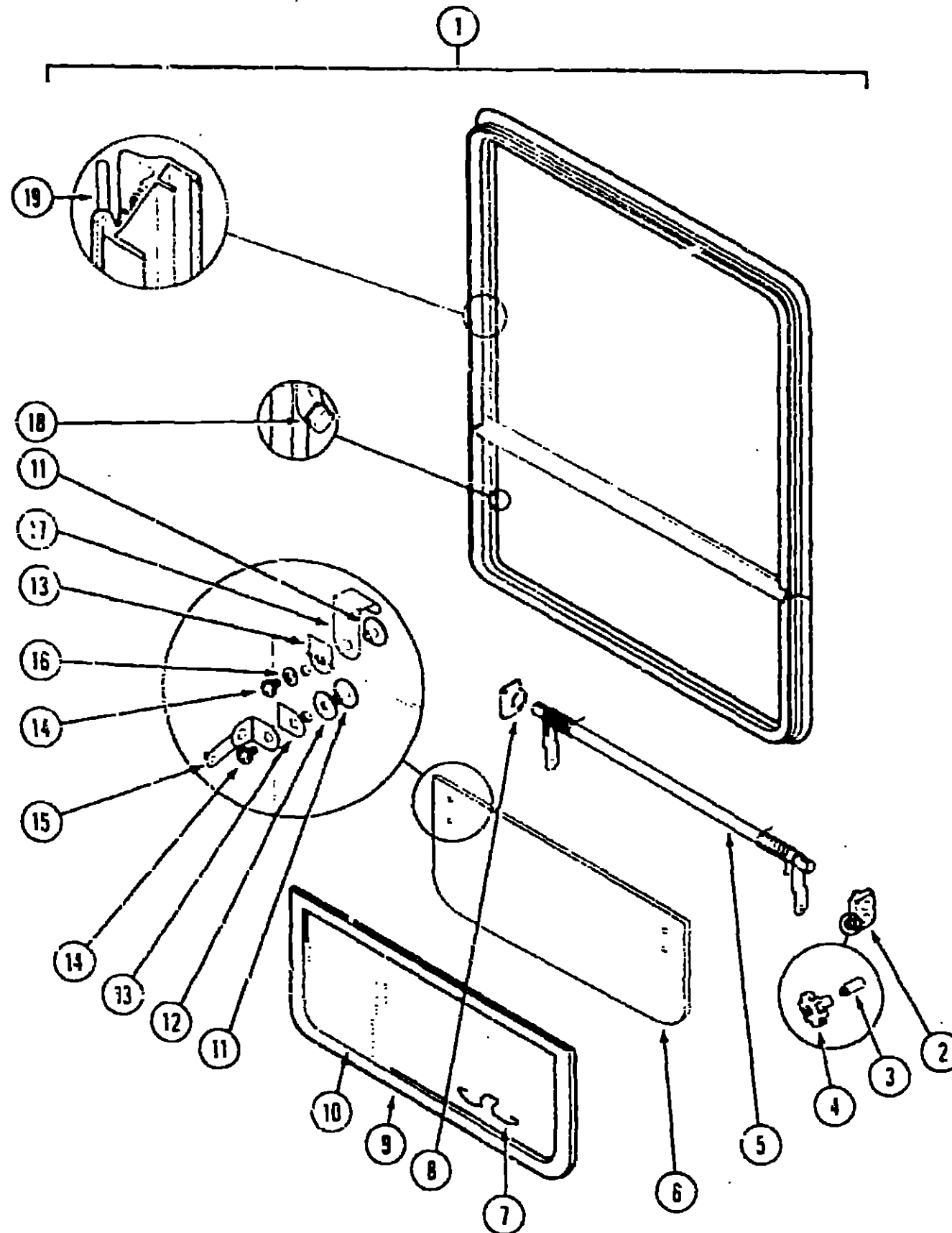
| Key | Part Number   | U/M | Description  |
|-----|---------------|-----|--|
| 1   | 092235-10-Y12 | EA  | Window Asm. - Single Tipout - 15.8" x 25.5" (w/o inside frame) |
|     | 090893-15-01A | EA  | Inside Frame (not included w/Window Assembly)                  |
| 2   | 035302-02-000 | EA  | Operator Drive   |
| 3   | 090025-01-000 | EA  | Extension - Window Knob (not included w/Window Assembly)       |
| 4   | 067052-02-000 | EA  | Window Knob - Beige (not included w/Window Assembly)           |
|     | 089371-01-000 | EA  | Screw - Window Knob (not included w/Window Assembly)           |
| 5   | 083150-09-000 | EA  | Torque Tube Asm. w/Spring                                      |
| 5   | 080918-01-000 | EA  | Spring - Torque Tube - Left                                    |
|     | 080918-02-000 | EA  | Spring - Torque Tube - Right                                   |
| 6   | 084063-14-000 | EA  | Glass - 1/8" x 1/8" x 9.2" x 15"                               |
| 7   | 100168-01-000 | EA  | Screen Clip  |
| 8   | 081354-01-000 | EA  | Torque Tube Sleeve   |
| 9   | 100235-04-B07 | EA  | Screen Asm.  |
| 10  | 080218-03-000 | SF  | Window Screen - 12"  |
|     | 100240-01-000 | FT  | Window Screen Spline   |
| 11  | 086762-01-000 | EA  | Window T-Nut   |
| 12  | 068927-03-000 | EA  | Seal - Rubber  |
| 13  | 084473-01-000 | EA  | Seal - Rubber  |
| 14  | 086763-01-000 | EA  | Screw - #10 - 32 x 1/4" PTH                                    |
| 15  | 097578-01-000 | EA  | Connecting Rod Asm.  |
|     | 081649-01-000 | EA  | Snap Ring Clip   |
| 16  | 084453-02-000 | EA  | Plastic Washer - .06 x .50 x .25                               |
| 17  | 089913-01-000 | EA  | Hinge  |
| 18  | 084067-01-000 | FT  | Seal - Sponge Rubber   |
| 19  | 069640-06-000 | FT  | Ribbon Sealer (not included w/Window Assembly)                 |

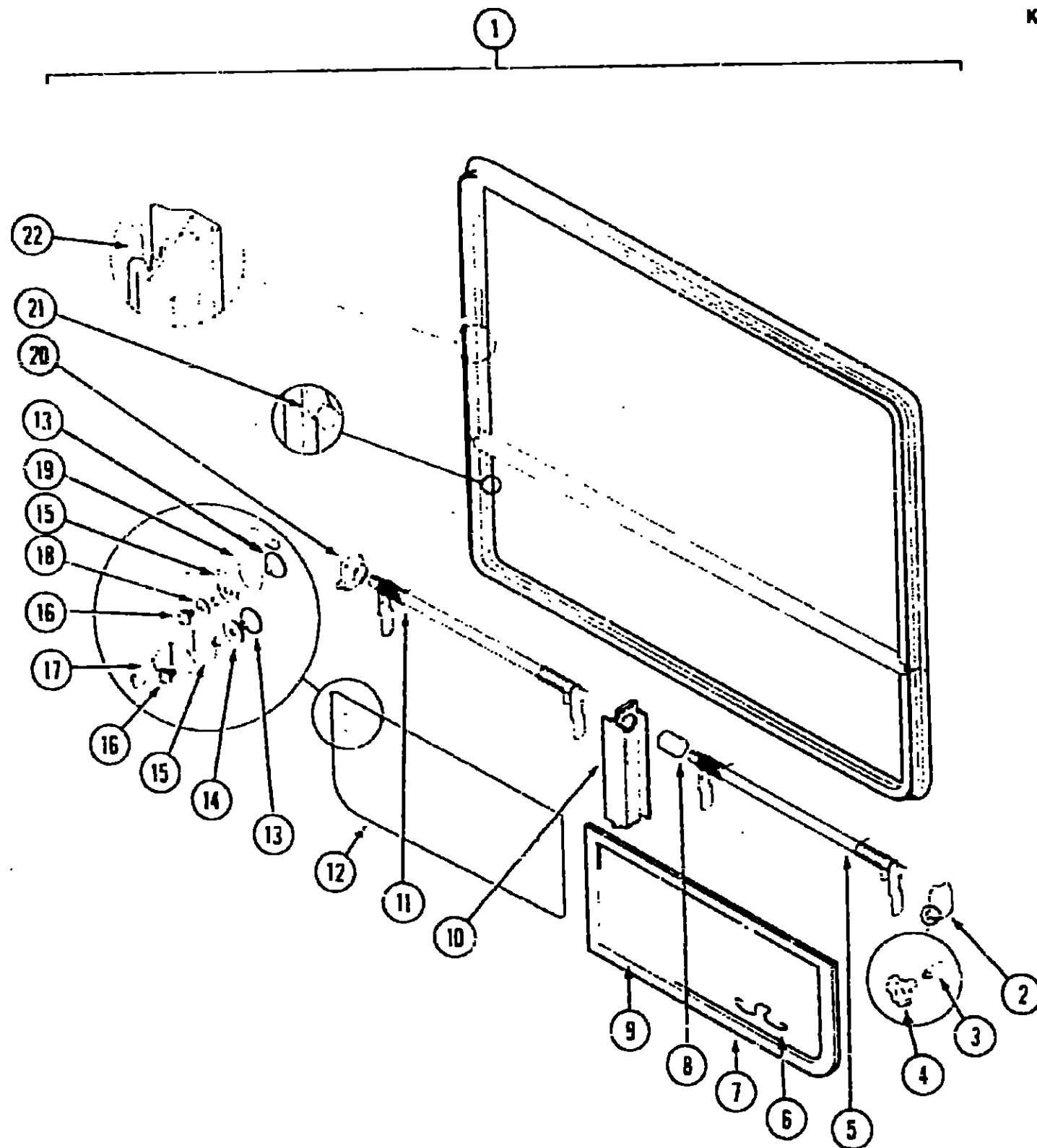
1990 WINNEBAGO  
TABLE OF CONTENTS

|                              |             |
|------------------------------|-------------|
| INTRODUCTION                 | A-01 - A-02 |
| ABBREVIATIONS                | A-03        |
| ALPHABETICAL/GROUP REFERENCE | A-04 - A-06 |
| WF424RC                      | A-07 - D-14 |
| WF426RT                      | D-15 - G-18 |
| WF427RT                      | G-19 - K-01 |

1990 WF427RT INDEX

|                                    |             |
|------------------------------------|-------------|
| Floor Plan                         | G-19 - G-20 |
| Accessories Group                  | G-21 - G-24 |
| Bath Group                         | H-01 - H-02 |
| Bedroom Group                      | H-03 - H-04 |
| Chassis Group                      | H-05 - H-09 |
| Curtain, Cushion & Pad Group       | H-10 - H-18 |
| Dinette Group                      | H-19 - H-20 |
| Driver's Compartment Group         | H-21 - H-23 |
| Electrical Group                   | H-24 - I-03 |
| Exterior Body Group                | I-04 - I-08 |
| Galley Group                       | I-09 - I-13 |
| Heating & Air Conditioning Group   | I-14 - I-15 |
| Interior Finish Group              | I-16 - I-18 |
| Labels Group                       | I-19 - J-01 |
| LP Group                           | J-02        |
| Lounge Group                       | J-03 - J-04 |
| Sealants & Fasteners Group         | J-05 - J-07 |
| Water & Sewage Group               | J-08 - J-11 |
| Window, Vent & Exterior Door Group | J-12 - K-01 |





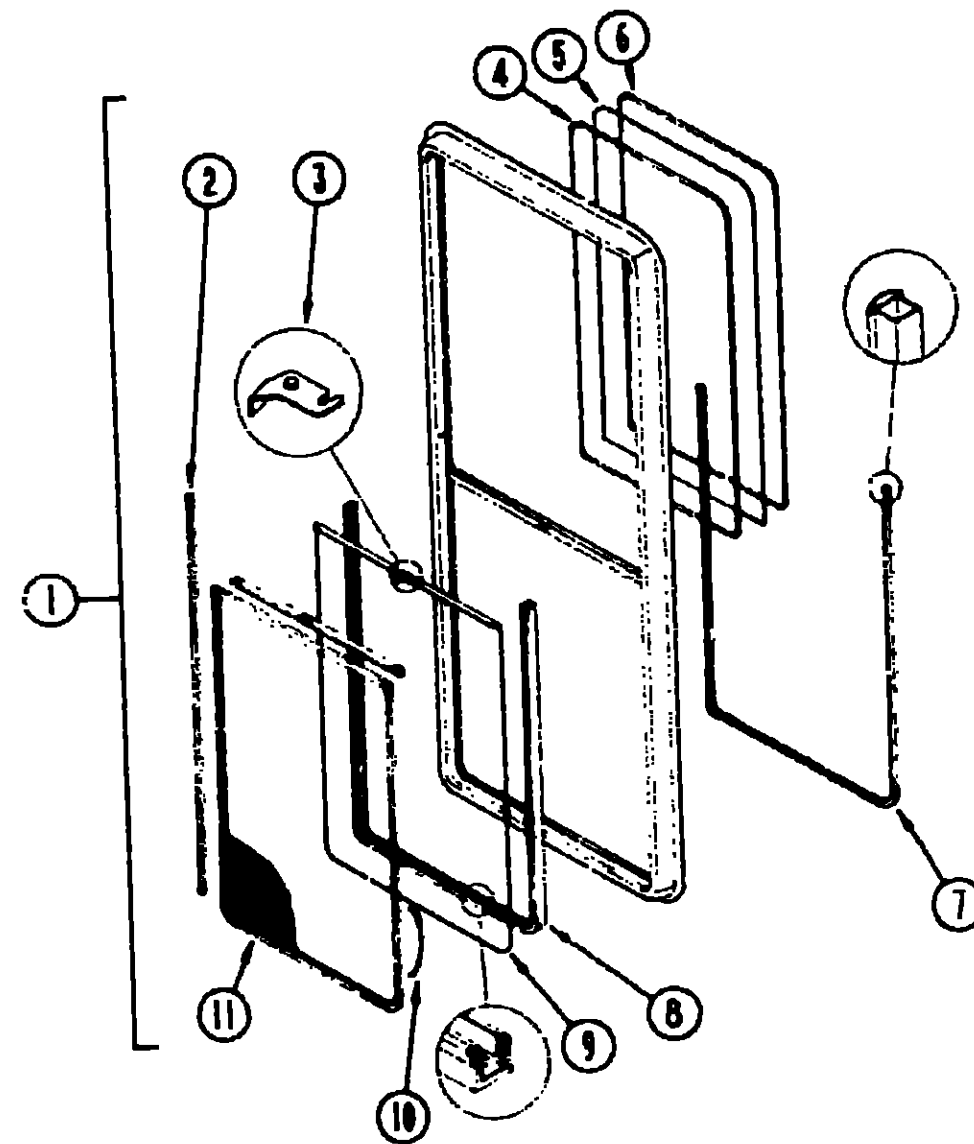
| Key | Part Number   | U/M | Description  |
|-----|---------------|-----|--|
| 1   | 092234-02-Y12 | EA  | Window Asm. - Double Tipout - 30.8" x 53.4" (w/o inside frame) |
|     | 090893-09-01A | EA  | Inside Frame (not included w/Window Assembly)                  |
| 2   | 035302-02-000 | EA  | Operator Drive   |
| 3   | 090025-01-000 | EA  | Extension - Window Knob (not included w/Window Assembly)       |
| 4   | 067052-02-000 | EA  | Window Knob - Beige (not included w/Window Assembly)           |
|     | 089371-01-000 | EA  | Screw - Window Knob (not included w/Window Assembly)           |
| 5   | 083227-08-000 | EA  | Torque Tube Asm.   |
| 6   | 100168-01-000 | EA  | Screen Clip  |
| 7   | 100234-04-B07 | EA  | Screen Asm. - Right Side (Illustrated)                         |
|     | 100234-03-B07 | EA  | Screen Asm. - Left Side (Not illustrated)                      |
|     | 080914-01-000 | EA  | Corner Key - Screen Asm.                                       |
| 8   | 088816-51-001 | EA  | Torque Tube Sleeve   |
| 9   | 080218-03-000 | SF  | Window Screen - 12"  |
|     | 100240-01-000 | FT  | Window Screen Spline   |
| 10  | 090636-55-001 | EA  | Mullion - Vertical - Black                                     |
| 11  | 083228-08-000 | EA  | Torque Tube Asm.   |
| 12  | 084068-22-000 | EA  | Glass - 9.2" x 29.9"   |
| 13  | 086762-01-000 | EA  | Window T-Nut   |
| 14  | 068927-03-000 | EA  | Seal - Rubber  |
| 15  | 084473-01-000 | EA  | Seal - Rubber  |
| 16  | 086763-01-000 | EA  | Seal - 310 - 32 x 1/4" PTH                                     |
| 17  | 097578-01-000 | EA  | Connecting Rod Asm.  |
|     | 084453-01-000 | EA  | Plastic Washer - .06 x .50 x .135                              |
|     | 085315-01-000 | EA  | Shoulder Rivet   |
|     | 091649-01-000 | EA  | Snap Ring Clip   |
| 18  | 084453-02-000 | EA  | Plastic Washer - .06 x .50 x .25                               |
| 19  | 089913-01-000 | EA  | Hinge  |
| 20  | 035302-01-000 | EA  | Operator Drive   |
| 21  | 084067-02-000 | FT  | Seal - Sponge Rubber   |
| 22  | 069640-06-000 | FT  | Ribbon Seal (not included w/Window Assembly)                   |

## 1990 WINNEBAGO TABLE OF CONTENTS

|                              |             |
|------------------------------|-------------|
| INTRODUCTION                 | A-01 - A-02 |
| ABBREVIATIONS                | A-03        |
| ALPHABETICAL/GROUP REFERENCE | A-04 - A-06 |
| WF424RC                      | A-07 - D-14 |
| WF426RT                      | D-15 - G-18 |
| WF427RT                      | G-19 - K-01 |

## 1990 WF427RT INDEX

|                                    |             |
|------------------------------------|-------------|
| Floor Plan                         | G-19 - G-20 |
| Accessories Group                  | G-21 - G-24 |
| Bath Group                         | H-01 - H-02 |
| Bedroom Group                      | H-03 - H-04 |
| Chassis Group                      | H-05 - H-09 |
| Curtain, Cushion & Pad Group       | H-10 - H-18 |
| Dinette Group                      | H-19 - H-20 |
| Driver's Compartment Group         | H-21 - H-23 |
| Electrical Group                   | H-24 - I-03 |
| Exterior Body Group                | I-04 - I-08 |
| Galley Group                       | I-09 - I-13 |
| Heating & Air Conditioning Group   | I-14 - I-15 |
| Interior Finish Group              | I-16 - I-18 |
| Labels Group                       | I-19 - J-01 |
| LP Group                           | J-02        |
| Lounge Group                       | J-03 - J-04 |
| Sealants & Fasteners Group         | J-05 - J-07 |
| Water & Sewage Group               | J-08 - J-11 |
| Window, Vent & Exterior Door Group | J-12 - K-01 |



| Key | Part Number   | U/M | Description  |
|-----|---------------|-----|--|
| 1   | 098644-01-715 | EA  | Window Asm. - Vertical Slider - Black (w/o inside frame) |
|     | 098644-01-714 | EA  | Inside Frame (not included in assembly)                  |
| 2   | 098644-01-711 | EA  | Weatherstrip   |
| 3   | 098644-01-700 | EA  | Latch Repair Kit   |
| 4   | 098644-01-707 | EA  | Locking Rail   |
| 5   | 098644-01-704 | EA  | Stationary Glass   |
| 6   | 098644-01-705 | EA  | Glazing Strip  |
| 7   | 098644-01-706 | FT  | Weatherstrip   |
| 8   | 098644-01-708 | FT  | Channel Glass Slide                                      |
| 9   | 098644-01-709 | EA  | Sliding Glass - w/Latch                                  |
| 10  | 098644-01-713 | EA  | Screen Clips   |
| 11  | 098644-01-712 | EA  | Screen Asm.  |
|     | 098644-01-701 | EA  | Splice Plate   |
|     | 098644-01-710 | FT  | Screen Track   |
|     | 098644-01-702 | EA  | Screw - Splice - #6 - 32 x 1/4 - Pan Head                |
|     | 098644-01-703 | EA  | Screw - Locking Rail - #6 x 15 Pro Head Recess - Black   |
|     | 098644-01-716 | EA  | Plug - Filler  |

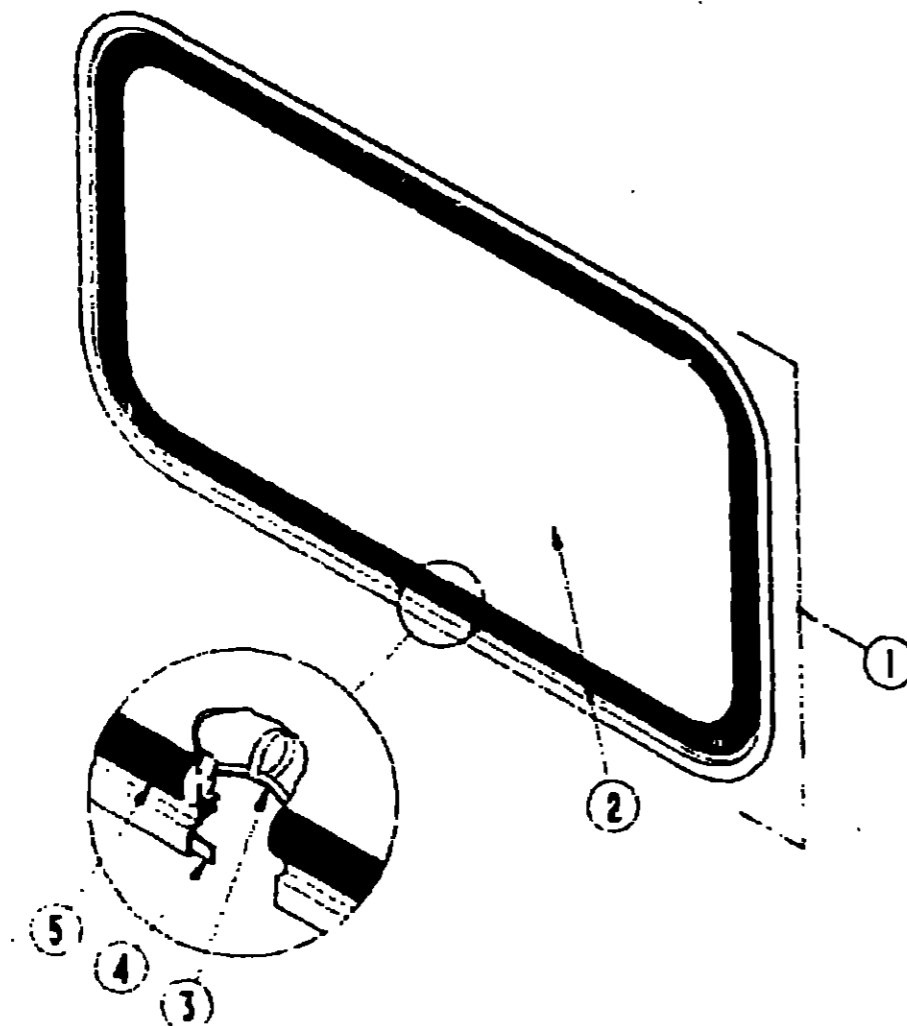
VERTICAL SLIDER

1990 WINNEBAGO  
TABLE OF CONTENTS

|                              |             |
|------------------------------|-------------|
| INTRODUCTION                 | A-01 - A-02 |
| ABBREVIATIONS                | A-03        |
| ALPHABETICAL/GROUP REFERENCE | A-04 - A-06 |
| WF424RC                      | A-07 - D-14 |
| WF426RT                      | D-15 - G-18 |
| WF427RT                      | G-19 - K-01 |

1990 WF427RT INDEX

|                                    |             |
|------------------------------------|-------------|
| Floor Plan                         | G-19 - G-20 |
| Accessories Group                  | G-21 - G-24 |
| Bath Group                         | H-01 - H-02 |
| Bedroom Group                      | H-03 - H-04 |
| Chassis Group                      | H-05 - H-09 |
| Curtain, Cushion & Pad Group       | H-10 - H-18 |
| Dinette Group                      | H-19 - H-20 |
| Driver's Compartment Group         | H-21 - H-23 |
| Electrical Group                   | H-24 - I-03 |
| Exterior Body Group                | I-04 - I-08 |
| Galley Group                       | I-09 - I-13 |
| Heating & Air Conditioning Group   | I-14 - I-15 |
| Interior Finish Group              | I-16 - I-18 |
| Labels Group                       | I-19 - J-01 |
| LP Group                           | J-02        |
| Lounge Group                       | J-03 - J-04 |
| Sealants & Fasteners Group         | J-05 - J-07 |
| Water & Sewage Group               | J-08 - J-11 |
| Window, Vent & Exterior Door Group | J-12 - K-01 |

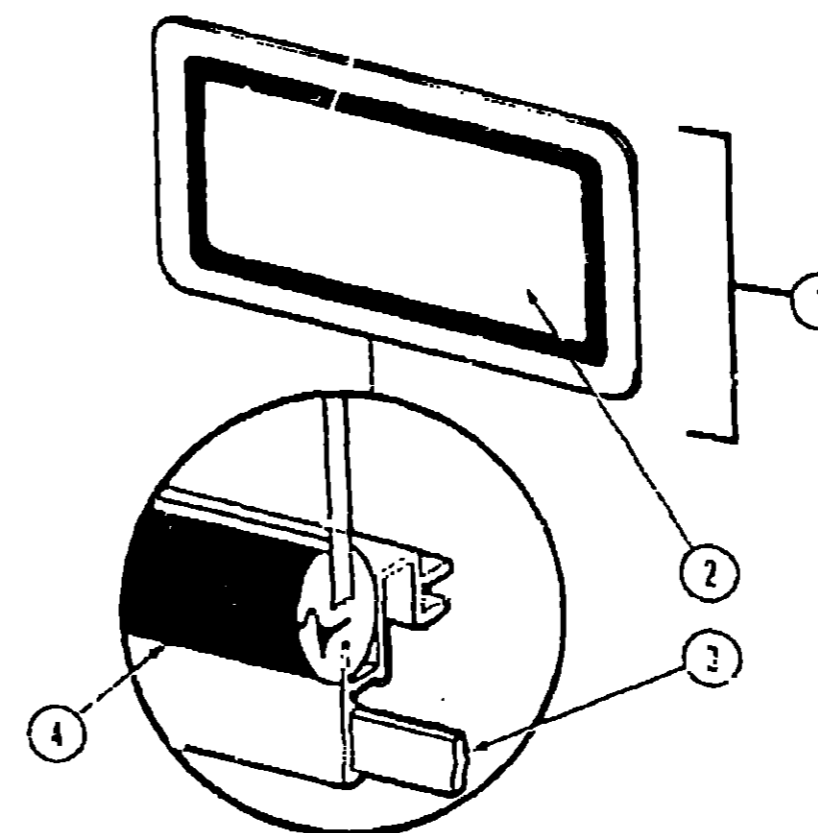


ESCAPE WINDOW

| Key | Part Number                    | U/M | Description   |
|-----|--------------------------------|-----|---|
| 1   | 079536-01-T03<br>042027-12-000 | EA  | Window Asm. - Escape - 23" x 68" (w/o inside frame) |
|     |                                | EA  | Inside Frame - Black (not included in assembly)     |
| 2   | 002178-01-000                  | EA  | Glass - 19.6" x 64.8"                               |
| 3   | 002285-01-000                  | FT  | Filler - Weatherstrip - Black                       |
| 4   | 069640-06-000                  | FT  | Ribbon Sealer - 5/16" Bead x 25'                    |
| 5   | 002282-08-000                  | FT  | Weatherstrip - .125" Window                         |
|     | 077066-01-702                  | EA  | Tape Asm. - Escape Window - Red                     |

ESCAPE WINDOW

| Key | Part Number                    | U/M | Description  |
|-----|--------------------------------|-----|--|
| 1   | 079729-02-T03                  | EA  | Window Asm. - Sidewall - Escape - 22" x 24" - Black (w/o Inside Frame) |
| 1   | 079729-03-W17<br>020749-09-000 | EA  | Window Asm. - Sidewall - Escape - 22" x 24" - Black (w/o Inside Frame) |
|     |                                | EA  | Inside Frame - Black (not included in assemblies)                      |
| 2   | 041392-03-000                  | EA  | Glass - 1/8" x 21.6" x 19.6"   |
| 3   | 002285-01-000                  | FT  | Filler - Weatherstrip - Black  |
| 4   | 069640-06-000                  | FT  | Ribbon Sealer - 5/16" Bead x 25'                                       |
| 5   | 002282-01-000                  | FT  | Weatherstrip - .125" Window  |
|     | 006199-01-000                  | EA  | Label - "Exit" - Escape Window   |
|     | 077066-01-702                  | EA  | Tape Asm. - Escape Window - Red  |

FRONT PICTURE WINDOW  
(From 00-00-00 Thru: 05-27-90)

| Key | Part Number                    | U/M | Description  |
|-----|--------------------------------|-----|--|
| 1   | 078533-06-AA3<br>041938-12-000 | EA  | Window Asm. - Front Picture - 14" x 24" - Black (w/o inside frame) |
|     |                                | EA  | Inside Frame - Black (not included in assembly)                    |
| 2   | 002200-07-000                  | EA  | Glass - Tempered - Picture Window - 15.3" x 32.5"                  |
| 3   | 069640-06-000                  | FT  | Ribbon Sealer - 5/16" Bead x 15'                                   |
| 4   | 002281-01-000                  | EA  | Weatherstrip - Self Seal - .06" Panel x 3/16" - Black              |

FRONT PICTURE WINDOW  
(From: 05-28-90 Thru: 99-99-99)

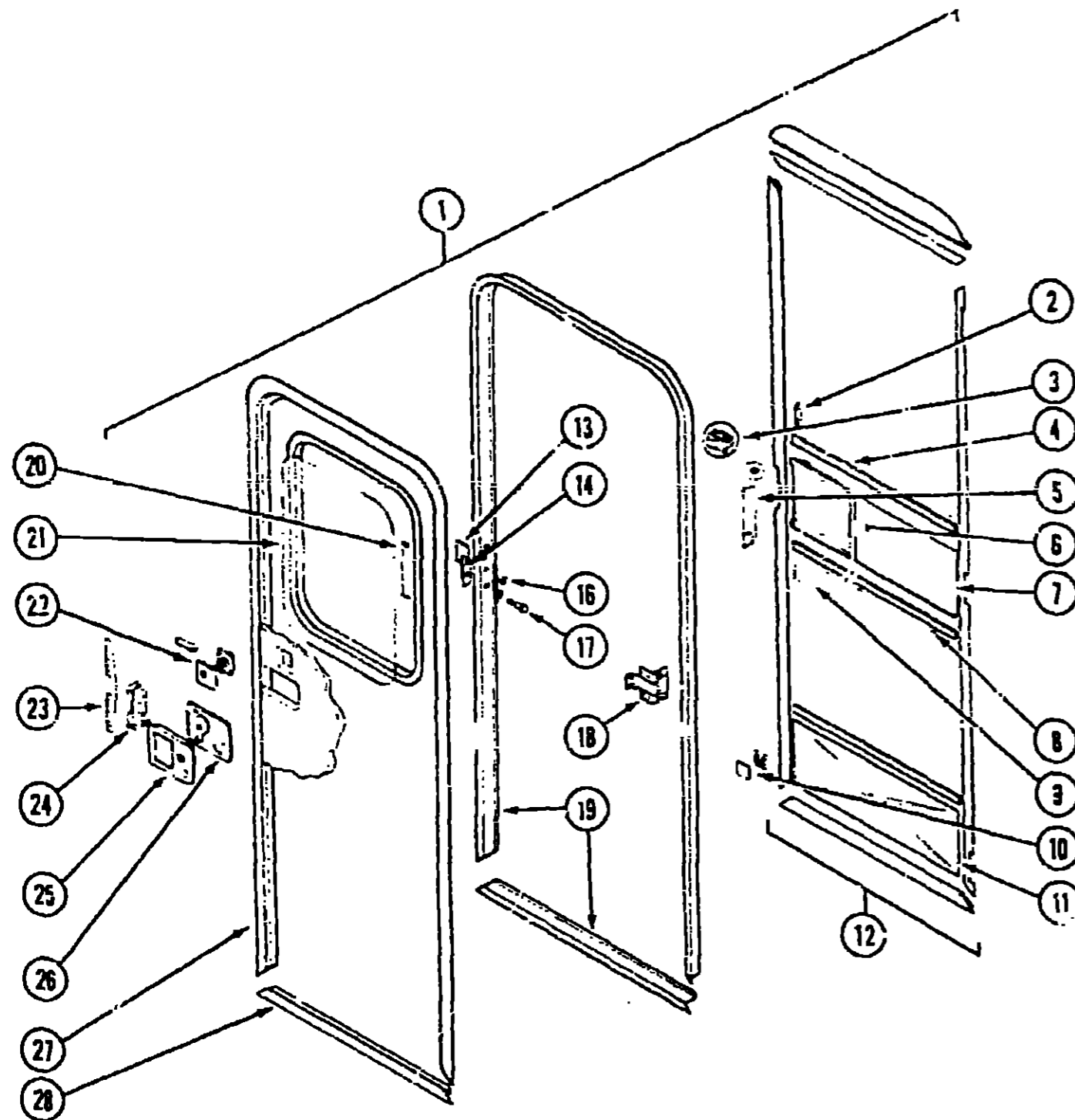
| Key | Part Number                    | U/M | Description                                     |
|-----|--------------------------------|-----|---|
| 1   | 078533-08-B13<br>041938-12-000 | EA  | Window Asm. - Picture                           |
|     |                                | EA  | Inside Frame - Black (not included in assembly) |
| 2   | 002181-13-000                  | EA  | Glass - Picture Window - Gray                   |
| 3   | 069640-06-000                  | FT  | Ribbon Sealer - 5/16" Bead x 25'                |
| 4   | 002281-02-000                  | EA  | Weatherstrip - Self Seal - .06 Panel x .125"    |

1990 WINNEBAGO  
TABLE OF CONTENTS

|                              |             |
|------------------------------|-------------|
| INTRODUCTION                 | A-01 - A-02 |
| ABBREVIATIONS                | A-03        |
| ALPHABETICAL/GROUP REFERENCE | A-04 - A-05 |
| WF424RC                      | A-07 - D-14 |
| WF426RT                      | D-15 - G-18 |
| WF427RT                      | G-19 - K-01 |

## 1990 WF427RT INDEX

|                                    |             |
|------------------------------------|-------------|
| Floor Plan                         | G-19 - G-20 |
| Accessories Group                  | G-21 - G-24 |
| Bath Group                         | H-01 - H-02 |
| Bedroom Group                      | H-03 - H-04 |
| Chassis Group                      | H-05 - H-09 |
| Curtain, Cushion & Pad Group       | H-10 - H-18 |
| Dinette Group                      | H-19 - H-20 |
| Driver's Compartment Group         | H-21 - H-23 |
| Electrical Group                   | H-24 - I-03 |
| Exterior Body Group                | I-04 - I-08 |
| Galley Group                       | I-09 - I-13 |
| Heating & Air Conditioning Group   | I-14 - I-15 |
| Interior Finish Group              | I-16 - I-18 |
| Labels Group                       | I-19 - J-01 |
| LP Group                           | J-02        |
| Lounge Group                       | J-03 - J-04 |
| Sealants & Fasteners Group         | J-05 - J-07 |
| Water & Sewage Group               | J-08 - J-11 |
| Window, Vent & Exterior Door Group | J-12 - K-01 |



ENTRANCE DOOR

| Key | Part Number   | U/M | Description  |
|-----|---------------|-----|--|
| 1   | M01870-39-AA5 | EA  | Door Asm. - Entrance - w/Screen Door                 |
| 1   | M01870-39-AA6 | EA  | Door Asm. - Entrance - w/Screen Door                 |
| 1   | M01870-39-AA7 | EA  | Door Asm. - Entrance - w/Screen Door                 |
|     | 044582-02-000 | EA  | Drip Cap - Top Entrance Door Jamb - Off White        |
|     | 075539-04-000 | EA  | Garnish - Radius - Entrance Door                     |
| 2   | 050712-05-000 | EA  | Door Handle - Screen Door                            |
| 3   | 009018-01-000 | EA  | Roller Catch - Screen Door                           |
|     | 052025-02-000 | EA  | Clip - Roller Latch Catch                            |
|     | 009016-01-000 | EA  | Catch - Elbow - Spring Loaded - Screen Door          |
| 4   | 078777-01-000 | EA  | Slider Channel (Mullion Insert)                      |
| 5   | 079097-02-000 | EA  | Strike - Slider - Screen Door                        |
| 6   | 079086-02-000 | EA  | Slider - Screen Door                                 |
| 7   | 016454-01-000 | EA  | Insert - Screen Door                                 |
| 8   | 002294-01-000 | FT  | Spline - Black                                       |
| 9   | 002293-02-000 | SF  | Screen - Window - 26" - Charcoal                     |
| 10  | 065774-01-000 | FT  | Fastener - Dual Lock - 1" Wide                       |
| 10  | 065774-02-000 | FT  | Fastener - Dual Lock - 1" Wide                       |
| 11  | 076552-03-000 | EA  | Insert - Screen Door - Lower                         |
| 12  | 079012-01-001 | EA  | Screen Door Asm.                                     |
|     | 078595-01-000 | EA  | Plate - Screen Door                                  |
| 13  | 077461-03-000 | EA  | Strike Cover - Off White                             |
| 14  | 041546-03-000 | EA  | Angle Bracket  |
|     | 081067-01-000 | EA  | Deadbolt - Gasket - w/Slit                           |
| 16  | 058305-01-000 | EA  | Plug - Tapered Plastic                               |
| 17  | 039539-01-000 | EA  | Strike   |
| 18  | 037724-01-04A | EA  | Hinge - Entrance Door - Unpainted                    |
| 19  | 095277-02-01A | EA  | Door Jamb - Entrance Door                            |
|     | 051049-01-000 | EA  | Jamb - Bottom - Entrance Door - 25.9" - Unpainted    |
|     | 079207-01-000 | EA  | Striker - Roller Catch - Welded to Door Jamb         |
|     | 095278-01-01A | EA  | Jamb - Door - Entrance - 25.9" x 74.6" - Unpainted   |
| 20  | 087561-01-000 | FT  | Window Seal  |
| 21  | 002181-06-000 | EA  | Glass - Picture Window                               |
|     | 079733-04-T03 | EA  | Window Asm. - Picture - 17" x 25" (w/o inside frame) |
|     | 067609-27-000 | EA  | Inside Frame (not included in assembly)              |
| 22  | 039736-01-000 | EA  | Deadbolt Asm. - Round                                |
| 22  | 095223-01-01A | EA  | Deadbolt Asm. - Square - Black                       |
| 22  | 101145-01-01A | EA  | Deadbolt Asm. - Entrance Door - w/2 Keys - Black     |
|     | 101147-01-000 | EA  | Bolt - Security - 4.12"                              |
|     | 095229-01-700 | EA  | Key Blank  |
| 23  | 098173-01-03A | EA  | Stiffener - Entrance Door                            |
| 24  | 039540-01-000 | EA  | Latch Asm. - Entrance Door                           |
| 25  | 045017-05-000 | EA  | Latch Asm. - Plate                                   |
| 26  | 039979-03-000 | EA  | Cover Asm. - Latch Plate - Black                     |
| 27  | 095276-01-01A | EA  | Frame Asm. - Entrance Door - Off White               |
| 28  | 089748-01-000 | EA  | Frame - Entrance Door - Bottom Portion               |
|     | 039984-01-000 | EA  | Cap - Black Vinyl - Lock Grip                        |
|     | 075673-01-000 | FT  | Seal - Pile - Adhesive Back - Gray                   |
|     | 100128-01-000 | FT  | Seal - Pile - Adhesive Back - Gray                   |
|     | 075671-01-000 | FT  | Seal - Sponge - Lazy T Shaped                        |
|     | 002748-01-000 | EA  | Corner - Key   |
|     | 076725-01-000 | EA  | Cover - Access/Hinge - 6" x 3.2" - Beige             |
|     | 039715-01-000 | EA  | Nut - Serf - 1/4" Diameter                           |
|     | 072893-01-000 | EA  | Nut - Serf - M5 x 0.8                                |
|     | 091914-01-000 | EA  | Bumper - Rubber - Round - .43" Diameter - Black      |
|     | 090340-01-000 | FT  | Seal - Foam - Closed Cell - 1/4" x 1/2" x 50"        |

1990 WINNEBAGO  
TABLE OF CONTENTS

|                              |             |
|------------------------------|-------------|
| INTRODUCTION                 | A-01 - A-02 |
| ABBREVIATIONS                | A-03        |
| ALPHABETICAL/GROUP REFERENCE | A-04 - A-05 |
| WF424RC                      | A-07 - D-11 |
| WF426RT                      | D-15 - G-19 |
| WF427RT                      | G-19 - K-01 |

1990 WF427RT INDEX

|                                    |             |
|------------------------------------|-------------|
| Floor Plan                         | G-19 - G-20 |
| Accessories Group                  | G-21 - G-24 |
| Bath Group                         | H-01 - H-02 |
| Bedroom Group                      | H-03 - H-04 |
| Chassis Group                      | H-05 - H-09 |
| Curtain, Cushion & Pad Group       | H-10 - H-16 |
| Dinette Group                      | H-19 - H-20 |
| Driver's Compartment Group         | H-21 - H-23 |
| Electrical Group                   | H-24 - I-03 |
| Exterior Body Group                | I-04 - I-08 |
| Galley Group                       | I-09 - I-13 |
| Heating & Air Conditioning Group   | I-14 - I-15 |
| Interior Finish Group              | I-16 - I-18 |
| Labels Group                       | I-19 - J-01 |
| LP Group                           | J-02        |
| Lounge Group                       | J-03 - J-04 |
| Sealants & Fasteners Group         | J-05 - J-07 |
| Water & Sewage Group               | J-08 - J-11 |
| Window, Vent & Exterior Door Group | J-12 - K-01 |

WINDOW, VENT & EXTERIOR DOOR GROUP (CONTINUED)

BUNK SLANT SLIDER

| Key | Part Number   | U/M | Description   |
|-----|---------------|-----|---|
|     | 096646-02-703 | EA  | Window - Slant Slider - Driver Side (w/o inside frame)      |
|     | 096646-01-705 | EA  | Window - Slant Slider - Passenger Side - (w/o inside frame) |
|     | 096646-01-705 | EA  | Inside Frame - Window (not included in assembly)            |
|     | 096646-01-702 | EA  | Glass - Sliding Sash & Lock                                 |
|     | 096644-01-700 | EA  | Latch Repair Kit  |
|     | 096644-01-716 | EA  | Filter Plug   |
|     | 096644-01-705 | FT  | Glazing Strip   |
|     | 096644-01-706 | FT  | Channel - Pierced Run                                       |
|     | 096646-01-702 | EA  | Glass - Stationary - 22.16" x 10.77"                        |
|     | 096645-01-703 | EA  | Spacer Track  |
|     | 096646-01-704 | EA  | Screen - Window w Spring & Weatherstrip                     |
|     | 096644-01-701 | EA  | Splice Plate - Window                                       |
|     | 096644-01-702 | EA  | Screw - Splice - #6 - 32 x 1 1/4 Pan Head                   |
|     | 096644-01-703 | EA  | Screw - Locking Rail - #6 x 1.5" - Black                    |
|     | 096644-01-706 | FT  | Weatherstripping  |
|     | 096646-01-701 | EA  | Rail - Locking w/Weatherstrip                               |
|     | 096644-01-711 | FT  | Weatherstrip - Screen - Black                               |
|     | 096644-01-713 | EA  | Spring - Screen Frame - Black Plastic                       |

1990 WINNEBAGO  
TABLE OF CONTENTS

|                              |             |
|------------------------------|-------------|
| INTRODUCTION                 | A-01 - A-02 |
| ABBREVIATIONS                | A-03        |
| ALPHABETICAL GROUP REFERENCE | A-04 - A-06 |
| WF424RC                      | A-07 - D-14 |
| WF426RT                      | D-15 - G-16 |
| WF427RT                      | G-19 - K-01 |

1990 WF427RT INDEX

|                                    |             |
|------------------------------------|-------------|
| Floor Plan                         | G-15 - G-20 |
| Accessories Group                  | G-21 - G-24 |
| Bath Group                         | H-01 - H-02 |
| Bedroom Group                      | H-03 - H-04 |
| Chassis Group                      | H-05 - H-09 |
| Curtain, Cushion & Pad Group       | H-10 - H-18 |
| Dinette Group                      | H-19 - H-20 |
| Driver's Compartment Group         | H-21 - H-23 |
| Electrical Group                   | H-24 - I-03 |
| Exterior Body Group                | I-04 - I-08 |
| Galley Group                       | I-09 - I-13 |
| Heating & Air Conditioning Group   | I-14 - I-15 |
| Interior Finish Group              | I-16 - I-18 |
| Labels Group                       | I-19 - J-01 |
| LP Group                           | J-02        |
| Lounge Group                       | J-03 - J-04 |
| Sealants & Fasteners Group         | J-05 - J-07 |
| Water & Sewage Group               | J-08 - J-11 |
| Window, Vent & Exterior Door Group | J-12 - K-01 |