

1990 WF424RC

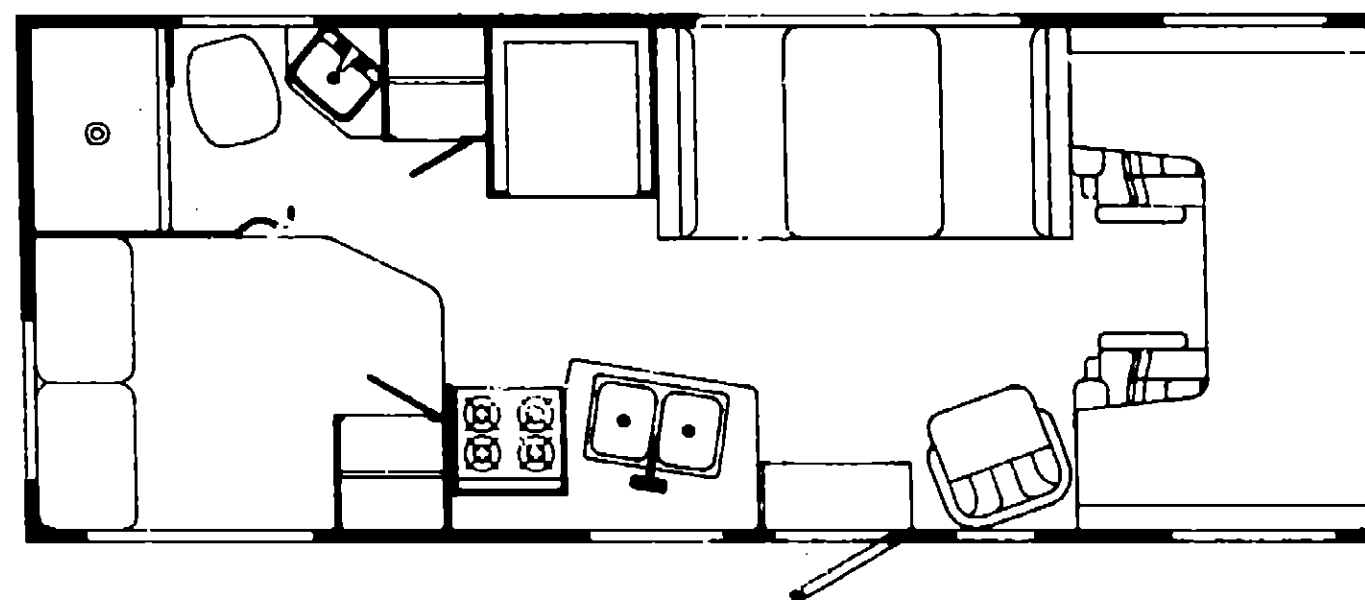


1990 WINNEBAGO TABLE OF CONTENTS

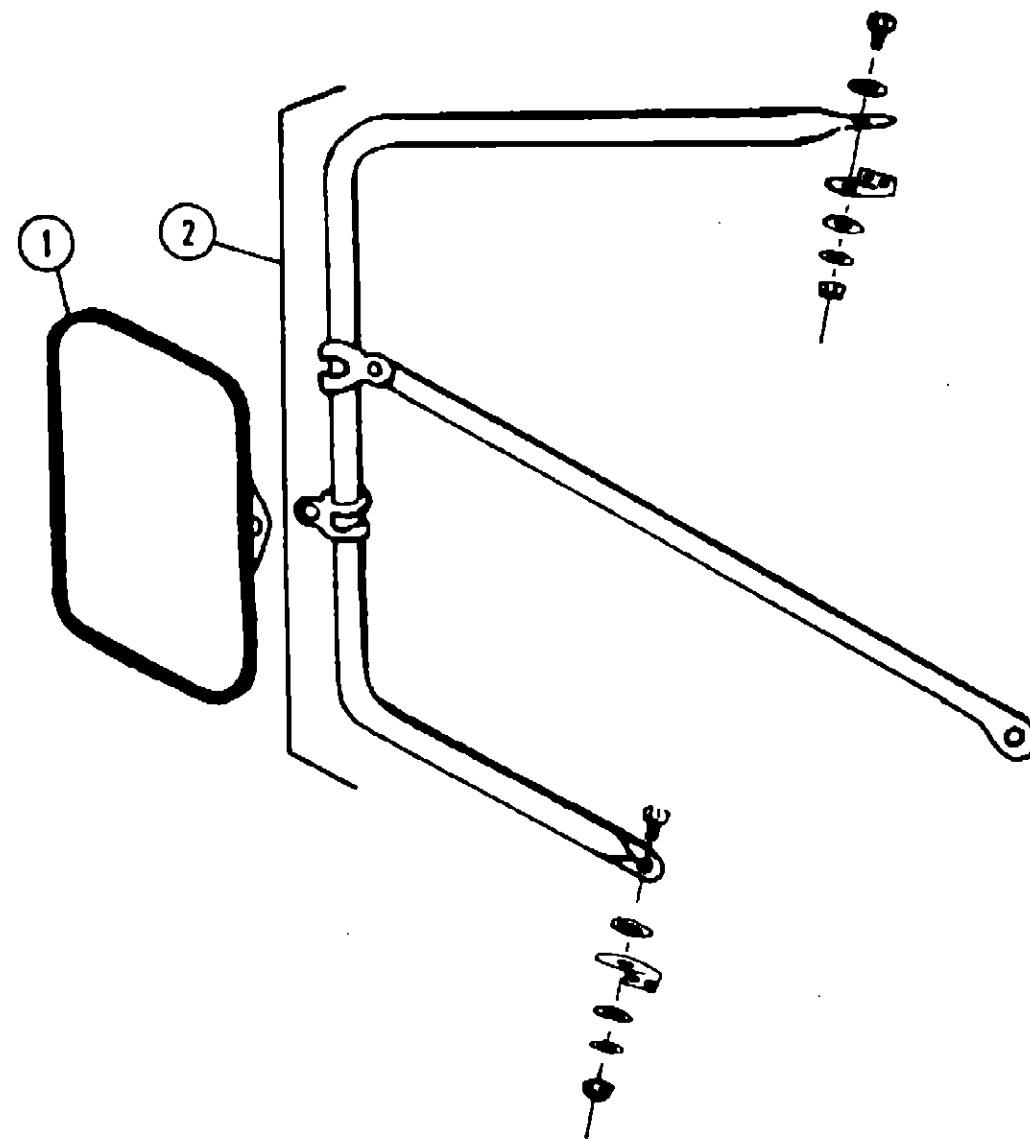
INTRODUCTION	A-01 - A-02
ABBREVIATIONS	A-03
ALPHABETICAL/GROUP REFERENCE	A-04 - A-06
WF424PC	A-07 - D-14
WF426RT	D-15 - G-18
WF427RT	G-19 - K-01

1990 WF424RC INDEX

Floor Plan	A-07 - A-08
Accessories Group	A-09 - A-12
Bath Group	A-13 - A-14
Bedroom Group	A-15
Chassis Group	A-16 - A-20
Curtain, Cushion & Pad Group	A-21 - B-04
Dinette Group	B-05 - B-06
Driver's Compartment Group	B-07 - B-09
Electrical Group	B-10 - B-14
Exterior Body Group	B-15 - B-19
Galley Group	B-20 - B-24
Heating & Air Conditioning Group	C-01 - C-03
Interior Finish Group	C-04 - C-06
Labels Group	C-07 - C-14
LP Group	C-15
Lounge Group	C-16
Sealants & Fasteners Group	C-17 - C-19
Water & Sewage Group	C-20 - C-22
Window, Vent & Exterior Door Group	C-23 - D-13



ACCESSORIES GROUP



EXTERIOR MIRRORS

Key	Part Number	U/M	Description
1	049347-01-000	EA	Mirror Head - 7 1/2" x 10 1/2" - Stainless Steel
	049347-03-000	EA	Mirror Head - 7 1/2" x 10 1/2" - Black
	049347-01-700	EA	Glass - Exterior Mirror - 7 1/2 x 10 1/2
2	062047-01-000	EA	Arm - West Coast Mirror - Stainless Steel
	006043-01-000	EA	Mirror - Convex - Adhesive Back

WHEEL COVER & MOUNTING HARDWARE

Key	Part Number	U/M	Description
	083181-01-000	EA	Wheel Cover - 16" (Set/4)
	083181-01-700	EA	Wheel Cover - 16" (1)
	083181-04-702	EA	Nut - Cover - 16"
	091209-05-000	EA	Wheel Liner - 16" Dia. - (Set/4) (Option L63)
	091209-05-701	EA	Liner - Rear Only (1)
	091209-05-700	EA	Liner - Front Only (1)
	091209-03-702	EA	Axle Cover - Front - 8 Lug
	091209-03-703	EA	Axle Cover - Rear - 8 Lug
	091209-03-704	EA	Snap Ring - Front or Rear - Lug

Note: Items indented below assemblies are serviceable parts for that assembly.

ACCESSORIES GROUP (CONTINUED)

MISCELLANEOUS ACCESSORIES

Key	Part Number	U/M	Description
	054185-35-000	EA	Owner's Manual - 1990 - Itasca & Winnebago
	084499-01-000	EA	Fire Extinguisher - Dry 1A 10BC (US)
	094499-02-000	EA	Fire Extinguisher - Dry 1A 10BC (CSA)
	083219-01-000	EA	Floor Mat - Black - Right
	083219-02-000	EA	Floor Mat - Black - Left
	081075-01-000	EA	Mat - Entrance - "Winnebago"
	072852-01-000	EA	Smoke Detector w/9 Volt Battery
	097716-01-01A	EA	Clock - Wall
	089580-01-000	EA	Lug Wrench - 1" x 1.25" x 16.3"
	089580-02-000	EA	Leverage Bar - 22" - Lug Wrench
	092318-01-000	EA	Binder - 3 Ring - Vendor Manual
	092319-01-000	EA	Page - Plastic Pocket
	098084-13-000	EA	Cassette - Minnie Winnie

TV ANTENNA & RELATED COMPONENTS

Key	Part Number	U/M	Description
..	076319-01-000	EA	Antenna - TV Roof Mount - 44.5" Mast
	076319-03-000	FT	Cable - Coaxial - 75 OHM
	076319-06-000	EA	Adapter - Cable - Roof Plate
	076319-09-000	EA	Wallplate - Cable Receptacle - TV - Single - Brown
	076319-11-000	EA	Adapter - Coaxial w/Splitter
	076319-12-000	EA	Connector - Coaxial - One Piece
	074979-11-000	EA	Shield - Speaker Back - Molded Plastic - Off White
	086777-04-000	EA	Wallplate - TV Cable - w/Antenna Switch
	093252-01-01A	EA	Wallplate - Cable - Beige
	086778-01-000	EA	Receptacle - TV Cable - Exterior w/Cover - Off White
	086778-04-000	EA	Gasket - TV Cable Receptacle
	086756-01-000	EA	Splitter - TV - 2 Way
	082134-01-000	EA	Adapter - TV - Cable To Cable
	087236-01-000	EA	Label - Cable TV Input
	087236-02-000	EA	Label - Cable TV Output

.. The illustrated parts breakdown for this item is provided on the Common Items Fiche.

RADIO & RELATED COMPONENTS

Key	Part Number	U/M	Description
	089340-01-000	EA	Grille - Speaker - 6.5" Square
	097459-01-000	EA	Radio - AM/FM - w/Cassette
	090982-01-000	EA	Radio - AM/FM - w/Cassette - Electronic Tune
	074979-01-000	EA	Speaker Cover Protector - Plastic
	094097-01-000	EA	Speaker - 5.25" - w/o Grille
	079385-03-000	EA	Radio - Mounting Kit - Ford

TV & VCR COMPONENTS (OPTION L44Y & L49G)

Key	Part Number	U/M	Description
	098446-03-000	EA	VCR - VHS - Cable Ready w/Remote Control - Magnavox #9010
.	098446-03-700	EA	Remote Control - Model #9010
.	098446-01-700	EA	Remote Control - Model #9815
.	098446-02-700	EA	Remote Control - Model #9912
.	098447-03-000	EA	TV - 13" Color w/Remote - Model #RR 1337W
.	098447-03-700	EA	Remote Control - Model #RR1337W & 1330W
.	098447-01-700	EA	Remote Control - Model #RX4029 WA & TXK 4029 CH

• Check model of the TV or VCR when ordering the Remote Control.

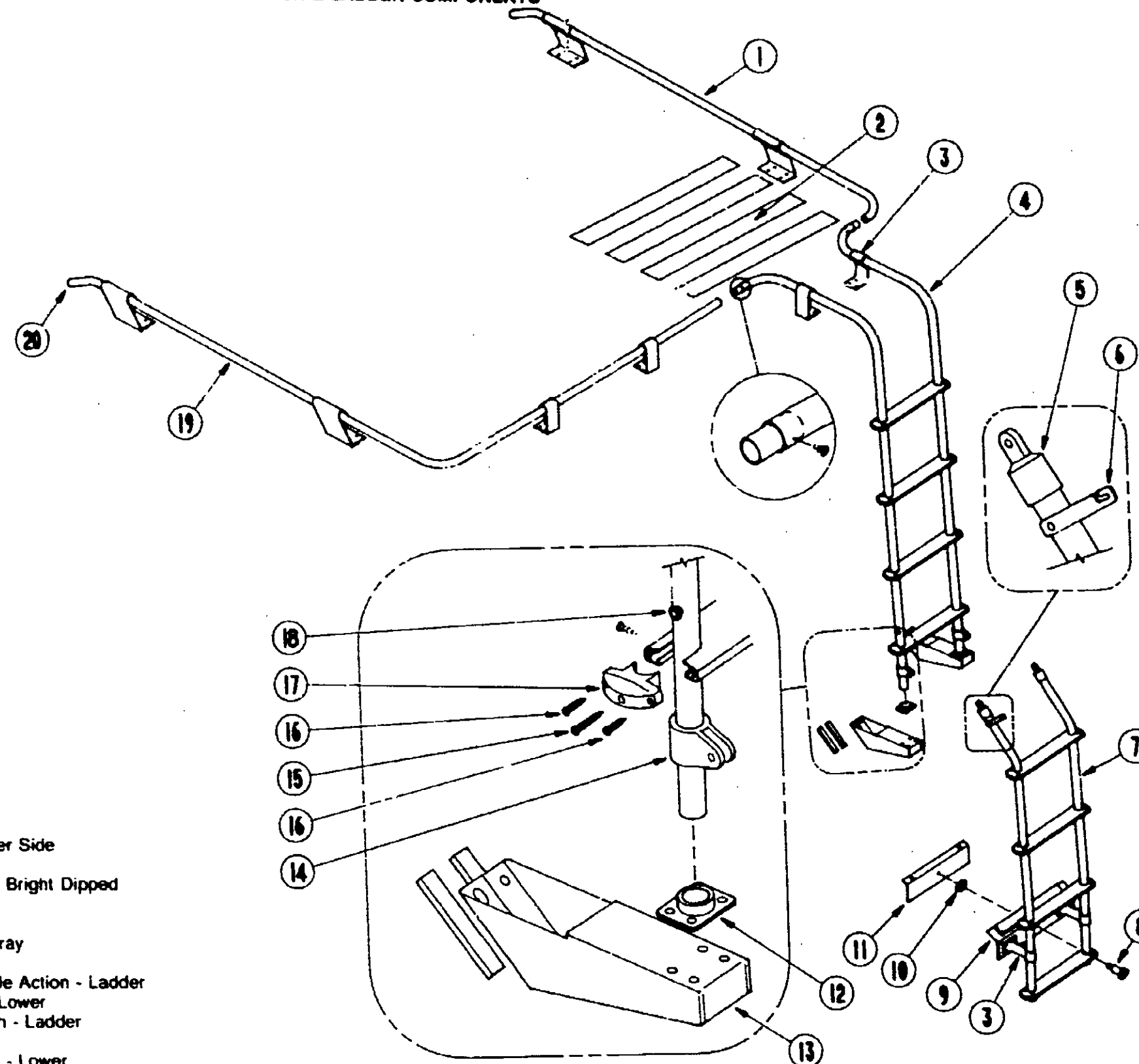
1990 WINNEBAGO TABLE OF CONTENTS

INTRODUCTION	A-01 - A-02
ABBREVIATIONS	A-03
ALPHABETICAL/GROUP REFERENCE	A-04 - A-08
WF424RC	A-07 - D-14
WF429RT	D-15 - G-18
WF427RT	G-19 - K-01

1990 WF424RC INDEX

Floor Plan	A-07 - A-08
Accessories Group	A-09 - A-12
Bath Group	A-13 - A-14
Bedroom Group	A-15
Chassis Group	A-16 - A-20
Curtain, Cushion & Pad Group	A-21 - B-04
Dinette Group	B-05 - B-08
Driver's Compartment Group	B-07 - B-09
Electrical Group	B-10 - B-14
Exterior Body Group	B-15 - B-19
Galley Group	B-20 - B-24
Heating & Air Conditioning Group	C-01 - C-03
Interior Finish Group	C-04 - C-06
Labels Group	C-07 - C-14
LP Group	C-15
Lounge Group	C-16
Sealants & Fasteners Group	C-17 - C-19
Water & Sewage Group	C-20 - C-22
Window, Vent & Exterior Door Group	C-23 - D-13

ACCESSORIES GROUP (CONTINUED) RACK & LADDER COMPONENTS



Key	Part Number	U/M	Description
1	081026-01-T03	EA	Rack - Luggage - Passenger Side
2	038327-01-000	EA	Tape - Anti Slip - 2" x 60"
3	Non-serviceable	EA	Standoff - Rack & Ladder - Bright Dipped
4	080999-01-T03	EA	Ladder - Upper
5	081115-01-000	EA	Cap - Top - 1"
6	080873-01-000	EA	Latch - Ladder - Lower - Gray
7	080997-01-T03	EA	Ladder - Lower
8	081056-01-000	EA	Pin - Quick Release - Single Action - Ladder
9	081152-01-000	EA	Plate - Bumper - Ladder - Lower
10	081055-01-000	EA	Spring Grip - Internal Tooth - Ladder
11	081107-01-000	EA	Bracket - Bumper Pin
12	067165-01-000	EA	Mounting Bracket - Ladder - Lower
13	080868-01-000	EA	Footing - Ladder - Upper
	080970-01-000	EA	Shim - Ladder Footing
14	081116-01-000	EA	Slide Top - Rack & Ladder - 1"
15	030G68-10-36T	EA	Screw - 10-12 x 2.25 POH - Black
16	000G39-06-10T	EA	Screw - SF/DR - 6-20 x 5/8 PPH - Black
17	076980-02-000	EA	End Cap - Step - Black
18	081113-01-000	EA	Bushing - Flange Plastic - White
19	081026-02-T03	EA	Rack - Luggage - Driver Side
20	081114-01-000	EA	Plug - Round - Rack & Ladder Ends - Plastic - 1" Dia.

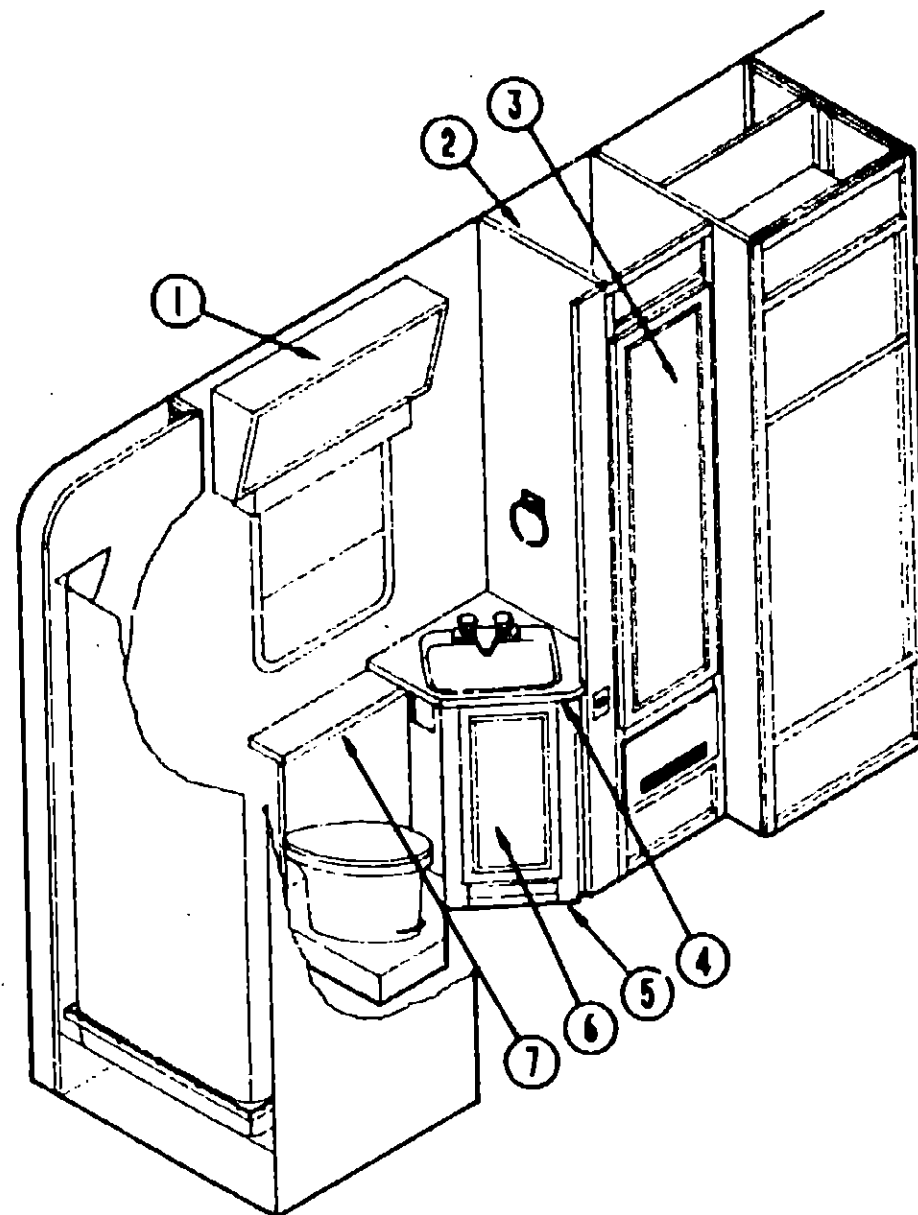
1990 WINNEBAGO TABLE OF CONTENTS

INTRODUCTION	A-01 - A-02
ABBREVIATIONS	A-03
ALPHABETICAL/GROUP REFERENCE	A-04 - A-08
WF424RC	A-07 - D-14
WF426RT	D-15 - G-18
WF427RT	G-19 - K-01

1990 WF424RC INDEX

Floor Plan	A-07 - A-08
Accessories Group	A-09 - A-12
Bath Group	A-13 - A-14
Bedroom Group	A-15
Chassis Group	A-16 - A-20
Curtain, Cushion & Pad Group	A-21 - B-04
Dinette Group	B-05 - B-06
Driver's Compartment Group	B-07 - B-09
Electrical Group	B-10 - B-14
Exterior Body Group	B-15 - B-19
Galley Group	B-20 - B-24
Heating & Air Conditioning Group	C-01 - C-03
Interior Finish Group	C-04 - C-06
Labels Group	C-07 - C-14
LP Group	C-15
Lounge Group	C-16
Sealants & Fasteners Group	C-17 - C-19
Water & Sewage Group	C-20 - C-22
Window, Vent & Exterior Door Group	C-23 - D-13

BATH GROUP



BATH & WARDROBE CABINETRY

Key	Part Number	U/M	Description
1	093446-05-Y15	EA	Door Asm. - Medicine Cabinet w/Mirror - w/o Hardware
	058331-32-000	EA	Mirror - Medicine Cabinet Door - 13.6" x 28.3"
	076073-01-000	EA	Cabinet Asm. - Medicine - Almond
	076073-01-700	EA	Travel Lock
	076387-01-000	EA	Bracket - Medicine Cabinet
2	099187-01-AA5	EA	Cabinet As'n. - Wardrobe
3	M88304-83-AA5	EA	Door Asm. - Wardrobe Cabinet - 15.5" x 45.4" - w/o Hardware
	058331-03-000	EA	Mirror - Safety Glass - 10" x 42"
4	099186-11-AA5	EA	Countertop Asm. - Lavatory Cabinet (AA5, AA6)
4	099186-11-AA7	EA	Countertop Asm. - Lavatory Cabinet (AA7)
5	M99186-01-AA5	EA	Cabinet Asm. - Lavatory - w/Countertop - w/o Doors or Hardware (AA5, AA6)
5	M99186-01-AA7	EA	Cabinet Asm. - Lavatory - w/Countertop - w/o Doors or Hardware (AA7)
6	M88304-D6-AB1	EA	Door Asm. - Lavatory Cabinet - 11" x 21.8" - w/o Hardware
7	M02473-01-AA5	EA	Countertop Asm. - Pipe Cover (AA5, AA6)
7	M02473-01-AA7	EA	Countertop Asm. - Pipe Cover (AA7)
	042488-08-000	EA	Door Asm. - Folding - Woven Oak - 75" x 50"
	066924-02-000	EA	Track Asm. - Folding Door - 27.9"
	042488-01-700	EA	Roller & Clamp

BATH GROUP (CONTINUED)

BATH & WARDROBE HARDWARE

Key	Part Number	U/M	Description
	089318-01-000	EA	Door Asm. - Shower - Satin Brass
	094858-03-01A	EA	Track - Shower Door - 28.9"
	075241-04-000	EA	Faucet - Shower - Brass (US)
	011059-04-000	EA	Faucet - Shower (CSA)
..	011048-02-000	EA	Shower Head - w/60" Hose (US)
	011048-05-000	EA	Shower Head - w/60" Hose (CSA)
	075606-01-000	EA	Shower Panel - Faucet - Plastic
..	M01298-04-000	EA	Shower Pan w/Strainer
	066729-01-000	EA	Strainer - Bathtub Asm.
	066440-01-000	EA	Strainer w/Rubber Washer
	066435-01-000	EA	Nut Strainer - Plastic - Bathtub Asm.
	066436-01-000	EA	Slip Nut - 1.5" Tailpiece - Bathtub Asm.
	069735-01-000	EA	Washer - Tailpiece - 1.5" - Plastic - Bathtub Asm.
	075240-05-000	EA	Faucet - Lavatory - Brass
	011253-01-000	EA	Gasket - Lavatory Faucet
	011069-02-000	EA	Tailpiece - 1.5" x 1.25" x 4" - Plastic
	096927-01-01A	EA	Sink - Rectangular - Ivory Plastic
	075452-02-000	EA	Toilet Tissue Holder - Brass (US)
	009134-01-000	EA	Tissue Holder (CSA)
	075454-02-000	EA	Towel Ring - Bright Brass
	009089-01-000	EA	Clip - Mirror
	009112-01-000	EA	Flange - Clothes Rod - 1"
	075680-02-000	EA	Clothes Rod - Adjustable (Shower)
..	064076-01-000	EA	Toilet - Ivory
..	093586-03-000	EA	Catch - Spring - Roller
..	093586-04-000	EA	Strike - Spring Steel
..	059777-02-000	EA	Hinge - Cabinet Door - Brass
..	096645-01-000	EA	Pull - Cabinet Brass - Twist - 1.1" x 3.4"
..	074493-02-000	EA	Support - Piston Spring - Cabinet Door
..	The illustrated parts breakdown for these items can be found in the Interior Finish Group.		
..	The illustrated parts breakdown for this item is provided on the Common Items Fiche.		

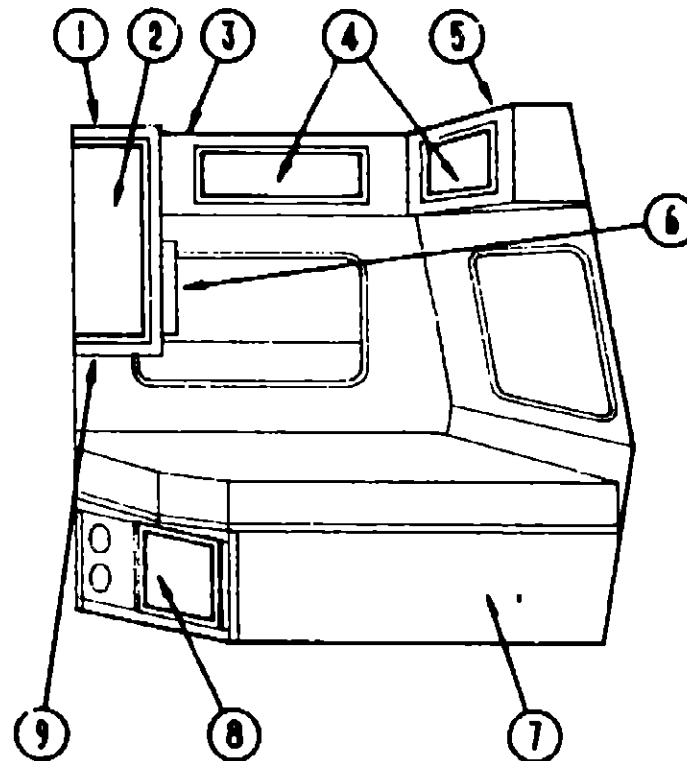
1990 WINNEBAGO TABLE OF CONTENTS

INTRODUCTION	A-01 - A-02
ABBREVIATIONS	A-03
ALPHABETICAL/GROUP REFERENCE	A-04 - A-06
WF424RC	A-07 - D-14
WF426RT	D-15 - G-18
WF427RT	G-19 - K-01

1990 WF424RC INDEX

Floor Plan	A-07 - A-08
Accessories Group	A-09 - A-12
Bath Group	A-13 - A-14
Bedroom Group	A-15
Chassis Group	A-16 - A-20
Curtain, Cushion & Pad Group	A-21 - B-04
Dinette Group	B-05 - B-06
Driver's Compartment Group	B-07 - B-09
Electrical Group	B-10 - B-14
Exterior Body Group	B-15 - B-19
Galley Group	B-20 - B-24
Heating & Air Conditioning Group	C-01 - C-03
Interior Finish Group	C-04 - C-06
Labels Group	C-07 - C-14
LP Group	C-15
Lounge Group	C-16
Sealants & Fasteners Group	C-17 - C-19
Water & Sewage Group	C-20 - C-22
Window, Vent & Exterior Door Group	C-23 - D-13

BEDROOM GROUP



BEDROOM CABINETRY

Key	Part Number	U/M	Description
1	099189-01-AA5	EA	Cabinet Asm. - Shirt Closet - w/o Door or Hardware
2	M88304-82-AB1	EA	Door Asm. - Shirt Closet - 14.3" x 33.5" - w/o Hardware
3	M81734-01-AA5	EA	Cabinet Asm. - Overhead - w/o Door or Hardware
4	M88304-66-AA5	EA	Door Asm. - Overhead - 11.4" x 28.1" - w/o Hardware
5	M99188-01-AA5	EA	Cabinet Asm. - Rear Overhead - w/o Door or Hardware
6	084357-02-W24	EA	TV Stand Asm.
7	M99183-01-AA5	EA	Cabinet Asm. - Double Bed - w/o Doors, Hardware or Top
	M04093-01-AA5	EA	Top - Double Bed Cabinet - Right Side
	M04093-02-AA5	EA	Top - Double Bed Cabinet - Left Side
8	M88304-A5-AB1	EA	Door Asm. - Double Bed - 12" x 18.7" - w/o Hardware
8	M88304-L5-AA5	EA	Door Asm. - Double Bed - 12" x 18.7" - w/o Hardware
9	099191-01-AA5	EA	End Cap Asm. - Shirt Closet - Vinyl
	093586-03-000	EA	Catch - Spring - Roller
	093586-04-000	EA	Strike - Spring Steel
	059777-02-000	EA	Hinge - Cabinet Door - Brass
	096645-01-000	EA	Pull - Cabinet Brass - Twist - 1.1" x 3.4"
	074493-02-000	EA	Support - Piston Spring - Cabinet Door
* The illustration for these items can be found in the Interior Finish Group.			
** These parts were used from 11/17/89 on.			

TV STAND & HARDWARE

Key	Part Number	U/M	Description
	084357-02-W24	EA	Stand - Fold Down - TV w/Mirrors
	058331-04-000	EA	Mirror - Safety Glass - 14" x 12.7"
	084356-08-000	EA	Insert - TV Stand w/Support Hinge - Off White
	084356-04-000	EA	Insert - TV Stand - w/Support Hinge - Beige
	084412-01-000	EA	Support - Hinged
	023320-01-000	EA	Pad - Felt - 3/8" Dia.
	084451-01-000	EA	Catch - TV Shelf - Brass
	084413-01-000	EA	Continuous Hinge - Aluminum - 1" x 72" - w/Holes

CHASSIS GROUP

MISCELLANEOUS

Key	Part Number	U/M	Description
	010497-01-000	EA	Clamp - Closed - 5/8" ID
	007161-01-000	EA	Clamp - Hose - Spring Type 112
	062401-01-000	EA	Clamp - Hose - Wormgear - .22" ID - 1" ID
	062401-02-000	EA	Clamp - Hose - Wormgear - 1.56" ID - 2.5" ID
	062401-03-000	EA	Clamp - Hose - Wormgear - .25" ID - 1" ID
	062401-04-000	EA	Clamp - Hose - Wormgear - .69" ID - 1.25" ID
	062401-05-000	EA	Clamp - Hose - Wormgear - 2" ID - 3" ID
	062401-06-000	EA	Clamp - Hose - Wormgear - .22" ID - .62" ID
	023146-01-000	EA	Clamp - Screw Type - 4"
	077499-01-000	EA	Boot - Battery Terminal - Double Cable
	071015-07-000	EA	Grommet - Rubber - 1" ID x 2.25" OD - w/.06" Groove - Black
	071015-13-000	EA	Grommet - Rubber - .62" ID x 1" OD w/.09" Groove - Black
	071015-14-000	EA	Grommet - Rubber - .38" ID x 1.25" OD - w/.09" Groove - Black
	071015-17-000	EA	Grommet - Rubber - .38" ID x 1.25" OD - w/.06" Groove - Black
	007063-01-000	RT	Hose - Fuel - 1/4" ID x 1/2" OD
	045731-01-000	EA	Rock Guard - Rear Mud Flap - 8" x 18" (Steel)
	106141-01-000	EA	Mud Flap - Black w/Holes - "Winnebago" Logo - Black
	017516-01-000	EA	Mud Flaps w/Holes - 14" x 18" - Black
	064089-01-700	EA	Mud Flap - Black Rubber (Set/2)
	079384-05-000	EA	Running Boards - Passenger
	079384-06-000	EA	Running Boards - Driver
	079384-11-000	EA	Hardware Set - Running Boards
	079942-05-000	EA	Shock Absorber - Stabilizer - Front
	079942-06-000	EA	Shock Absorber - Stabilizer - Rear
	076241-01-000	EA	Support Asm. - Step
	077848-01-000	EA	Step Asm. - Entry
	057724-01-000	EA	Wheelwell - Plastic
	008343-01-000	EA	Wire Tie - 6"
	080359-02-000	EA	Step Well Plate - Ford

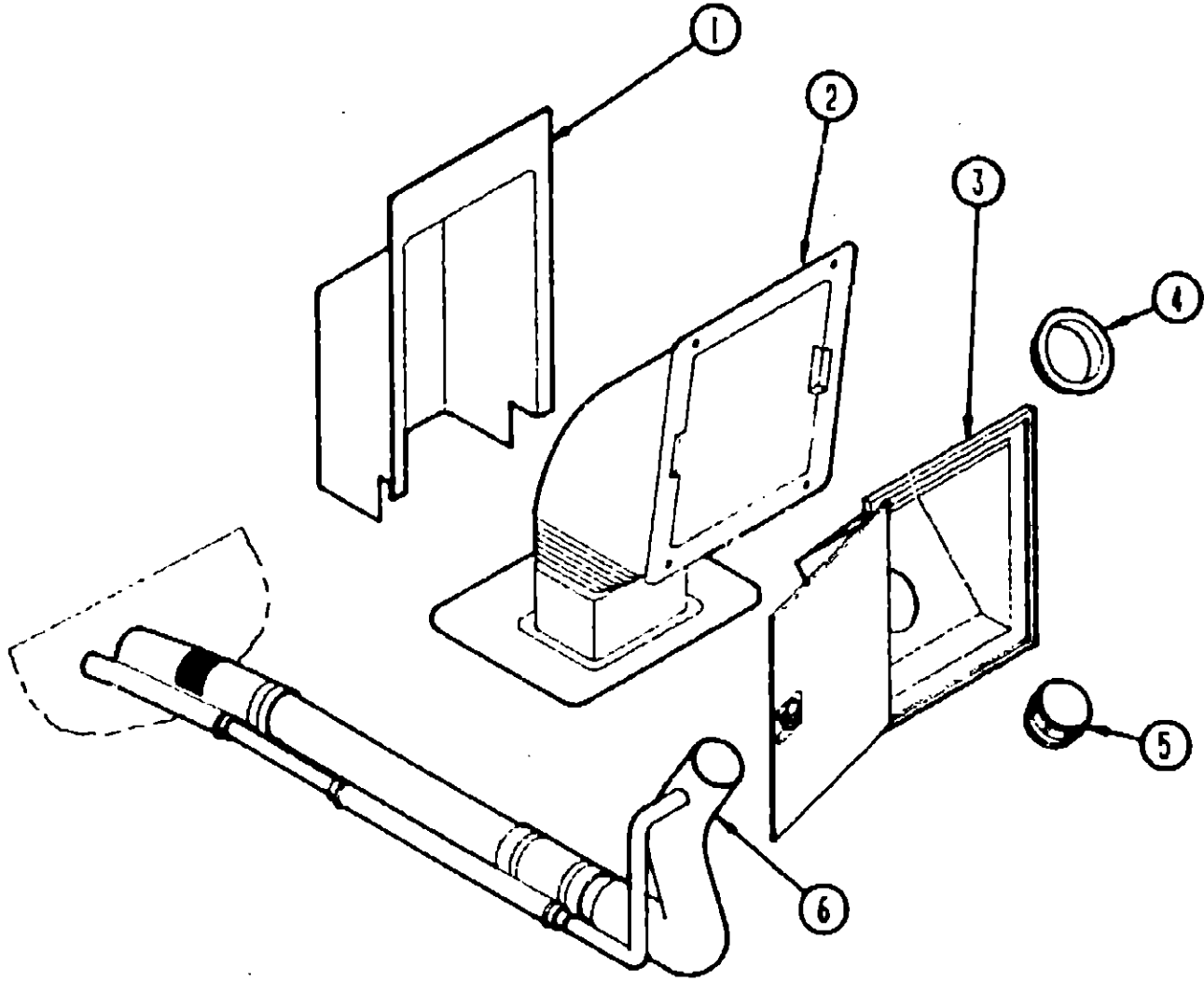
1990 WINNEBAGO TABLE OF CONTENTS

INTRODUCTION	A-01 - A-02
ABBREVIATIONS	A-03
ALPHABETICAL/GROUP REFERENCE	A-04 - A-06
WF424RC	A-07 - D-14
WF426RT	D-15 - G-18
WF427RT	G-19 - K-01

1990 WF424RC INDEX

Floor Plan	A-07 - A-08
Accessories Group	A-09 - A-12
Bath Group	A-13 - A-14
Bedroom Group	A-15
Chassis Group	A-16 - A-20
Curtain, Cushion & Pad Group	A-21 - B-04
Dinette Group	B-05 - B-08
Driver's Compartment Group	B-07 - B-09
Electrical Group	B-10 - B-14
Exterior Body Group	B-15 - B-19
Galley Group	B-20 - B-24
Heating & Air Conditioning Group	C-01 - C-03
Interior Finish Group	C-04 - C-08
Labels Group	C-07 - C-14
LP Group	C-15
Lounge Group	C-16
Sealants & Fasteners Group	C-17 - C-19
Water & Sewage Group	C-20 - C-22
Window, Vent & Exterior Door Group	C-23 - D-13

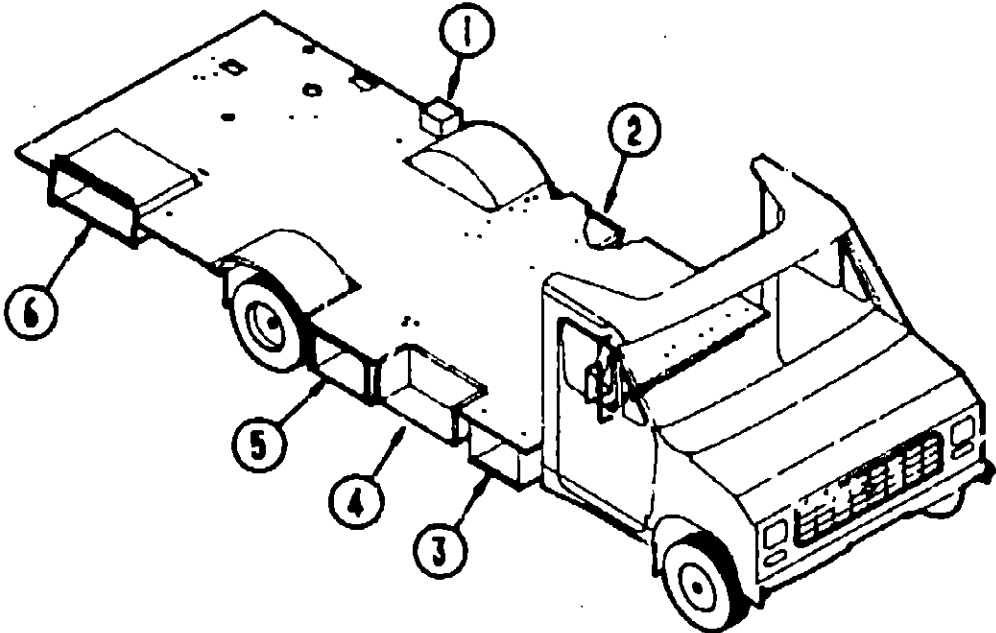
CHASSIS GROUP (CONTINUED)



FUEL FILL COMPARTMENT

Key	Part Number	U/M	Description
1	078040-01-000	EA	Shroud - Fuel Fill - Upper
2	083578-01-000	EA	Boot - Fuel Fill
	084235-01-000	EA	Support Flange - Fuel Fill Boot
3	078010-03-000	EA	Door Asm. - Fuel Fill - Off White
4	078200-01-000	EA	Gasket - Fuel Fill
5	NOTE	EA	Fuel Cap
6	081187-03-000	EA	Filler Neck - Fuel Fill
	066732-01-000	FT	Hose - Fuel Fill - .62" ID
	024138-01-000	FT	Hose - Fuel Fill - 5/16" ID
	087205-05-000	EA	Label - Fuel Cap Removal
* This part is chassis supplied.			

CHASSIS GROUP (CONTINUED)



STORAGE COMPARTMENTS

Key	Part Number	U/M	Description
1	089580-08-000	EA	Compartment - Power Cord - Black Plastic
2	078781-03-000	EA	Compartment - Storage
3	074889-01-000	EA	Tray - Battery - 19.5" x 19.5" - Steel
3	074994-01-000	EA	Guide - Track - Battery Tray
4	077848-01-000	EA	Step Asm. - Pullout
5	078781-12-000	EA	Compartment - Storage
	085967-01-000	EA	Compartment - Sewer Hose - 6" x 6.6" x 17.8" - Plastic
6	086246-01-000	EA	Tray - Mounting - Generator

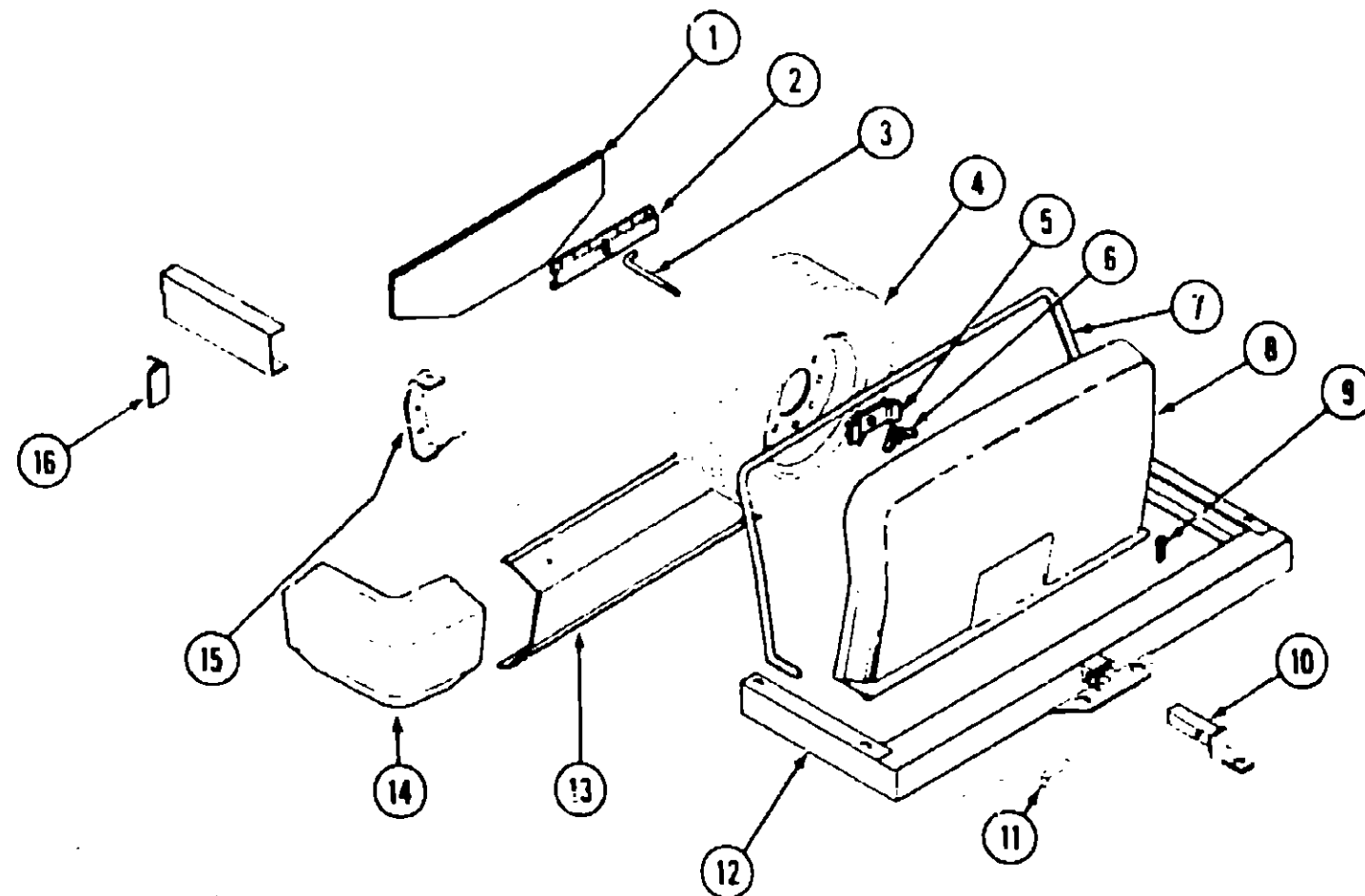
1990 WIN/IEBAGO
TABLE OF CONTENTS

INTRODUCTION	A-01 - A-02
ABBREVIATIONS	A-03
ALPHABETICAL/GROUP REFERENCE	A-04 - A-06
WF424RC	A-07 - D-14
WF426RT	D-15 - G-18
WF427RT	G-19 - K-01

1990 WF424RC INDEX

Floor Plan	A-07 - A-08
Accessories Group	A-09 - A-12
Bath Group	A-13 - A-14
Bedroom Group	A-15
Chassis Group	A-16 - A-20
Curtain, Cushion & Pad Group	A-21 - B-04
Dinette Group	B-05 - B-06
Driver's Compartment Group	B-07 - B-08
Electrical Group	B-10 - B-14
Exterior Body Group	B-15 - B-19
Galley Group	B-20 - B-24
Heating & Air Conditioning Group	C-01 - C-03
Interior Finish Group	C-04 - C-06
Labels Group	C-07 - C-14
LP Group	C-15
Lounge Group	C-16
Sealants & Fasteners Group	C-17 - C-19
Water & Sewage Group	C-20 - C-22
Window, Vent & Exterior Door Group	C-23 - D-13

CHASSIS GROUP (CONTINUED)



Key	Part Number	U/M	Description
1	077395-01-000	EA	Dust Shield - Spare Tire
2	077403-01-000	EA	Rod Support - Spare Tire
3	077411-01-000	EA	Retaining Rod
4	070917-02-000	EA	Tire - Radial - Michelin
4	070917-04-000	EA	Tire - Radial - Firestone
	083617-01-000	EA	Wheel - 6" x 16" - 8 Hole
	051377-01-000	EA	Valve Stem
	095012-01-000	EA	Extension - Valve Stem - Dual Wheel
	095012-03-000	EA	Extension - Valve Stem - Dual Wheel
	077030-02-000	EA	Extension - Valve Stem - 1.25
5	077399-01-000	EA	Spare Tire Retainer
	077759-01-000	EA	Support Spacer - Spare Tire
6	064081-01-000	EA	Wing Nut
7	077941-01-000	EA	Seal - Tire Cover
8	079165-01-U10	EA	Tire Cover Asm.
	077408-01-000	EA	Lock Asm. - Tire Cover
	077392-01-000	EA	Strike - Latch
	077394-02-000	EA	Support Asm. - Strike
	058027-01-000	FT	Seal - Tire Cover - "D" Section - Sponge Rubber
9	034513-01-000	EA	Pin - Hitch - 3/16" Wire
10	077613-01-000	EA	Drawbar Asm.
11	034512-01-000	EA	Pin - Locking Drawbar
12	077617-02-000	EA	Hitch Asm. - w/o Drawbar
	015365-01-000	EA	Pin - Tire Carrier
13	078584-09-000	EA	Bumper - Rear - Chrome
14	078578-06-000	EA	Bumper - End Cap - Rear - Driver
	078578-05-000	EA	Bumper - End Cap - Rear - Passenger
15	078670-02-000	EA	Bracket Asm. - Bumper Rear
16	078668-01-000	EA	Support Angle - Bumper Rear
	079018-01-000	EA	Strap - Tire Carrier
	078760-02-000	EA	Plate Asm. - Bumper - Mounting - Passenger
	078760-03-000	EA	Plate Asm. - Bumper - Mounting - Driver
	080374-01-000	EA	Plate - Tire Carrier Holder
	076767-02-000	EA	Cable - 1/16" x 16.5" - Stainless Steel
	072463-02-000	EA	Spring Hook - 5/8" Eye

GENERATORS & COMPONENTS (OPTION L39E)

Key	Part Number	U/M	Description
	100974-02-000	EA	Generator - 4.0 kw - Emerald Plus - FA/25109G
	100974-05-000	EA	Generator - 4.0 kw - Emerald Plus - FN/29237
	093591-01-000	EA	Exhaust Pipe - Generator
	086252-01-000	EA	Exhaust Pipe - w/2 Bolt Holes - Flange
	068322-03-000	EA	Tube - Exhaust - 1.5" I.D. - 90° - 12.7" Long
	086494-01-000	EA	Bracket - Exhaust - w/Double Bend
	007125-01-000	EA	Clamp - Muffler - 1.62" Dia.
	007125-04-000	EA	Clamp - Muffler - 1.12" Dia.
	007161-01-000	EA	Clamp - Hose - Spring Type - 112
	007067-01-000	EA	Insulation - Fiberglass - 1"
	078137-02-000	EA	Tray Asm. - Compartment
	086246-01-000	EA	Mounting Tray - Generator
	007063-01-000	EA	Hose - Gas - 1 1/4" I.D. x 1/2" O.D.

TRAILER HITCH, SPARE TIRE & REAR BUMPER

1990 WINNEBAGO TABLE OF CONTENTS

INTRODUCTION	A-01 - A-02
ABBREVIATIONS	A-03
ALPHABETICAL/GROUP REFERENCE	A-04 - A-06
WF424RC	A-07 - D-14
WF426RT	D-15 - G-18
WF427RT	G-19 - K-01

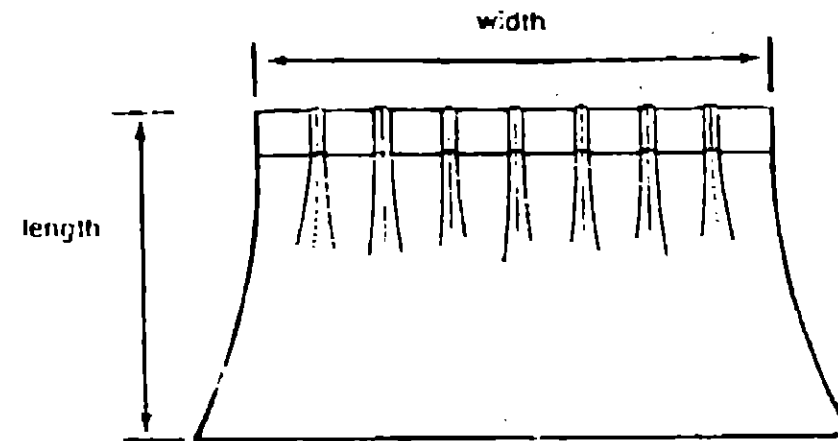
1990 WF424RC INDEX

Floor Plan	A-07 - A-08
Accessories Group	A-09 - A-12
Bath Group	A-13 - A-14
Bedroom Group	A-15
Chassis Group	A-16 - A-20
Curtain, Cushion & Pad Group	A-21 - B-04
Dinette Group	B-05 - B-06
Driver's Compartment Group	B-07 - B-09
Electrical Group	B-10 - B-14
Exterior Body Group	B-15 - B-19
Galley Group	B-20 - B-24
Heating & Air Conditioning Group	C-01 - C-03
Interior Finish Group	C-04 - C-06
Labels Group	C-07 - C-14
LP Group	C-15
Lounge Group	C-16
Sealants & Fasteners Group	C-17 - C-19
Water & Sewage Group	C-20 - C-22
Window, Vent & Exterior Door Group	C-23 - D-13

NOTICE

In order to assist our Parts Sales Dept. in providing interior software items, please include the serial number and the color code number from the vehicle certification label when ordering. This label is located on the left sidewall at the end of the dash (A-Body), or on the driver's door latch plate (C-Body).

An example of a color code number is P31, which designates an overall color scheme of a particular unit. The color listed after the item description on the microfiche, indicates the overall unit color. Order the item you desire according to unit color code.



NOTE: Use this illustration when determining length and width measurements for curtains. You will note the width measurement is taken on the top of the curtain with the curtain fully extended. The length measurement is taken from top to bottom.

CURTAIN & BLIND HARDWARE

Key	Part Number	U/M	Description
	048394-02-000	EA	Tape - Hook - .75" Wide - Beige
	048395-02-000	EA	Tape - Loop - .75" Wide - Beige
	088792-01-000	EA	Tape - Hook - 5/8" - Non-Adhesive
	088792-02-000	EA	Tape - Loop - .75" - Adhesive - Beige
	095591-02-000	EA	Bracket - Hold Down w/Pin - Clear Plastic
	091904-01-000	FT	Track - Curtain - Beige
	089335-01-000	FT	Track - Curtain - Brown
	078551-03-000	EA	Track - Metal - Privacy Curtain
	037253-01-000	EA	Pull - Shade - Clear Plastic
	084432-06-000	EA	Slot - Roller Shade - Plastic
	084434-01-000	EA	Bracket - Roller Shade - 1 3/8"
	083170-01-000	EA	Bracket - Installation - Blind - Right
	083170-02-000	EA	Bracket - Installation - Blind - Left
	097565-01-000	EA	Bracket - Mounting - Pleated Blind
	097472-01-AB6	EA	Trim Wood - Window Leg - 31.5"
	097593-01-000	FT	Cord - Pleated Blind - Blue (AA5, AA7)
	097593-06-000	FT	Cord - Pleated Blind - Pewter (AA5, AA7)
	097593-04-000	FT	Cord - Pleated Blind - Tourmaline (AA6)
	091313-01-000	EA	Grommet - Headrest
	046867-01-000	EA	Grommet - Brass - Shower Curtain - 7/16" ID x 1" OD
	094896-02-000	EA	Grommet - Cord - Pleated Blind
	094907-02-000	EA	Hardware - End Cap - EZ Lift - Top
	094907-03-000	EA	Hardware - End Cap - EZ Lift - Bottom
	097591-01-000	EA	Springs - Extension - EZ Lift
	097592-01-000	EA	Spool - Cord - Elevated Blind Holdup - Clear Plastic
	049897-03-000	EA	Curtain Rod - Flat - 66" - 120"
	076827-01-000	EA	Bracket - Leg - 2.9" x 18" - Triangle
	076827-02-000	EA	Bracket - Leg - 2.9" x 18" - Triangle
	081381-01-000	EA	Swivel - Snap Curtain Track Carrier
	058797-02-000	EA	Shell - Button - Plastic - #30
	089734-01-000	EA	Back - Button - Durasnap - #30

TRIMS & PADS

Key	Part Number	U/M	Description
	070578-06-T03	EA	Button Asm. - #30 - Vinyl - Beige
	070578-06-B05	EA	Button Asm. - #30 - Vinyl - Off White
	070578-01-Y70	EA	Button Asm. - Screw Type - #30 (AA5)
	070578-01-AB7	EA	Button Asm. - Screw Type - #30 (AA6)
	070578-01-AA4	EA	Button Asm. - Screw Type - #30 (AA7)
	069885-16-AA3	EA	Motor Cover w/Pocket (AA5, AA6)
	069885-16-AA4	EA	Motor Cover w/Pocket (AA7)
	098432-01-AB1	EA	Pad Asm. - Seat Edge - Dinette - Rear (AA5)
	098432-01-AB2	EA	Pad Asm. - Seat Edge - Dinette - Rear (AA6)
	098432-01-AB3	EA	Pad Asm. - Seat Edge - Dinette - Rear (AA7)
	098432-02-AB1	EA	Pad Asm. - Seat Edge - Dinette - Front (AA5)
	098432-02-AB2	EA	Pad Asm. - Seat Edge - Dinette - Front (AA6)
	098432-02-AB3	EA	Pad Asm. - Seat Edge - Dinette - Front (AA7)
	098433-01-AB1	EA	Pad Asm. - Seat Base Edge - Dinette (AA5) (2 required)
	093433-01-AB2	EA	Pad Asm. - Seat Base Edge - Dinette (AA6) (2 required)
	098433-01-AB3	EA	Pad Asm. - Seat Base Edge - Dinette (AA7) (2 required)
	098454-01-AB1	EA	Pad Asm. - Back Rest - Dinette (AA5) (2 required)
	098454-01-AB2	EA	Pad Asm. - Back Rest - Dinette (AA6) (2 required)
	098454-01-AB3	EA	Pad Asm. - Back Rest - Dinette (AA7) (2 required)
	079349-03-AA5	YD	Welting Asm. - Accent - Fabric (Continental Bed) (AA5)
	079349-01-Y22	YD	Welting Asm. - Accent - Fabric (Continental Bed) (AA6)
	079349-01-AA9	YD	Welting Asm. - Accent - Fabric (Continental Bed) (AA7)

FABRIC & FLOOR COVERING

Key	Part Number	U/M	Description
	096008-01-000	YD	Fabric - Upholstery - Patterned Velour (AA5)
	096008-02-000	YD	Fabric - Upholstery - Patterned Velour (AA6)
	096008-17-000	YD	Fabric - Upholstery - Patterned Velour (AA7)
	088274-33-000	YD	Fabric - Upholstery - Accent (AA5)
	088274-80-000	YD	Fabric - Upholstery - Accent (AA6)
	096008-25-000	YD	Fabric - Upholstery - Accent (AA7)
	088273-45-000	YD	Fabric - Bedspread - Plain (AA5)
	088273-46-000	YD	Fabric - Bedspread - Plain (AA6)
	088273-39-000	YD	Fabric - Bedspread - Patterned (AA7)
	088273-42-000	YD	Fabric - Bedroom Curtain Drapery - Plain (AA5, AA6)
	072333-74-000	YD	Fabric - Bedroom Curtain Drapery - Plain (AA7)
	081926-01-000	YD	Backing - Quilting - White
	087272-01-000	YD	Lining - Drapery - 48" Ivory
	079680-01-000	YD	Vinyl - Expanded - Buckskin (End Caps)
	079680-09-000	YD	Vinyl - Off White
	047034-02-000	SF	Plastic - Carpet Runner - 4' Wide - Clear Poly
	096060-06-000	SY	Carpet - Tumbleweed (AA5)
	036060-12-000	SY	Carpet - Tumbleweed (AA5)
	072860-89-000	SY	Carpet - Blue Bonnet (AA6)
	096060-13-000	SY	Carpet - Blue Bonnet (AA6)
	072860-69-000	SY	Carpet - Rose Mist (AA7)

These parts were used from 1/8/90 on.

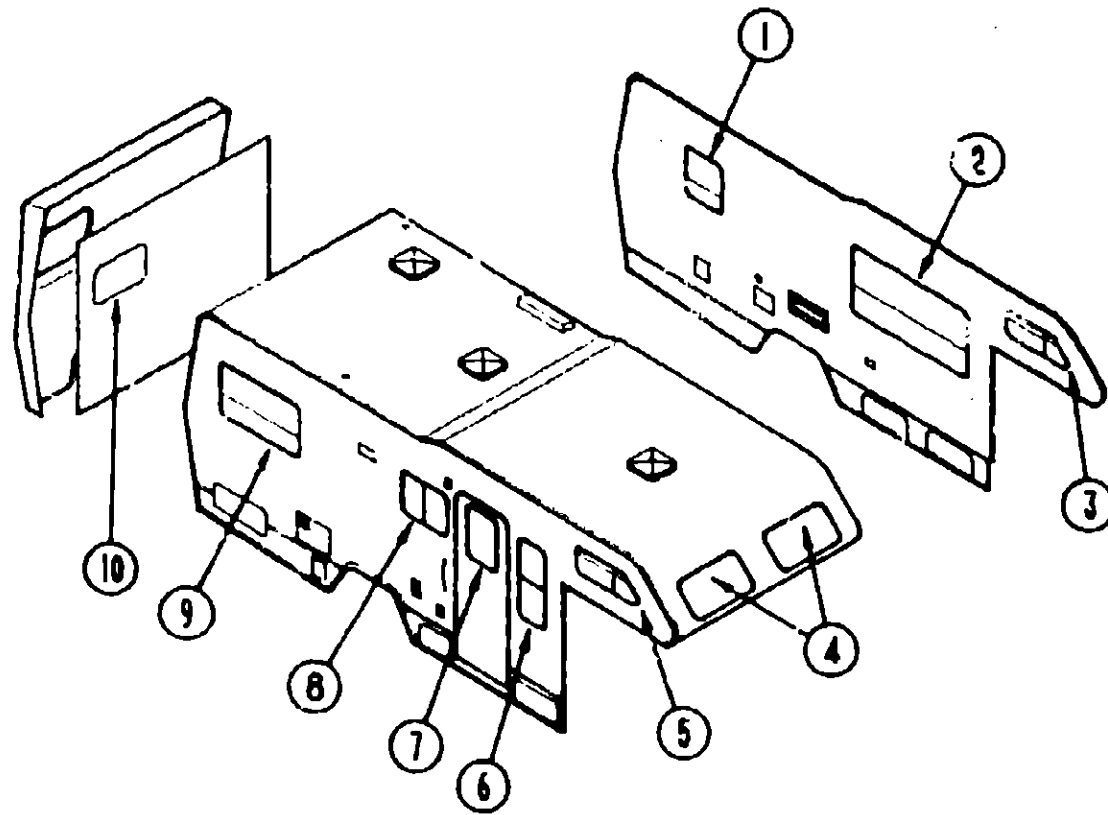
1990 WINNEBAGO
TABLE OF CONTENTS

INTRODUCTION	A-01 - A-02
ABBREVIATIONS	A-03
ALPHABETICAL/GROUP REFERENCE	A-04 - A-06
WF424RC	A-07 - D-14
WF426RT	D-15 - G-18
WF427RT	G-19 - K-01

1990 WF424RC INDEX

Floor Plan	A-07 - A-08
Accessories Group	A-09 - A-12
Bath Group	A-13 - A-14
Bedroom Group	A-15
Chassis Group	A-16 - A-20
Curtain, Cushion & Pad Group	A-21 - B-04
Dinette Group	B-05 - B-08
Driver's Compartment Group	B-07 - B-09
Electrical Group	B-10 - B-14
Exterior Body Group	B-15 - B-19
Galley Group	B-20 - B-24
Heating & Air Conditioning Group	C-01 - C-03
Interior Finish Group	C-04 - C-06
Labels Group	C-07 - C-14
LP Group	C-15
Lounge Group	C-16
Sealants & Fasteners Group	C-17 - C-19
Water & Sewage Group	C-20 - C-22
Window, Vent & Exterior Door Group	C-23 - D-13

CURTAIN, CUSHION & PAD GROUP (CONTINUED)



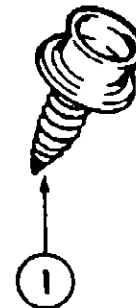
CURTAINS, BLINDS, VALANCES & TIEBACKS

Key	Part Number	U/M	Description
1	M96879-12-AB1	EA	Valance Asm. w/Fabric - 22" (AA5)
1	M96879-12-AB2	EA	Valance Asm. w/Fabric - 22" (AA6)
1	M96879-13-AB3	EA	Valance Asm. w/Fabric - 22" (AA7)
1	093475-36-01A	EA	Mini Blind - 18.5" x 27.5" Drop (AA5, AA6)
1	093475-36-02A	EA	Mini Blind - 18.5" x 27.5" Drop (AA7)
2	M96879-01-AA5	EA	Valance Asm. w/Fabric - 65.5" (AA5)
2	M96879-01-AB7	EA	Valance Asm. w/Fabric - 65.5" (AA6)
2	M96879-06-AB3	EA	Valance Asm. w/Fabric - 65.5" (AA7)
2	M97472-01-AA5	EA	Leg Asm. w/Hole - Right (AA5)
2	M97472-01-AB2	EA	Leg Asm. w/Hole - Right (AA6)
2	M97472-02-AB3	EA	Leg Asm. w/Hole - Right (AA7)
2	M97472-05-AB1	EA	Leg Asm. w/Hole - Left (AA5)
2	M97472-05-AB2	EA	Leg Asm. w/Hole - Left (AA6)
2	M97472-06-AB3	EA	Leg Asm. w/Hole - Left (AA7)
2	093475-11-03A	EA	Mini Blind - 57.5" x 33" Drop (AA5, AA6)
2	093475-11-04A	EA	Mini Blind - 57.5" x 33" Drop (AA7)
3	073304-64-AA5	EA	Curtain Asm. w/Snap Top - 18" x 25"
3	097878-10-AA5	EA	Valance Asm. - Angled - 5.5" x 34"
4	097878-01-AA5	EA	Valance Asm. - 7" x 85.5"
4	073304-63-AA5	EA	Curtain Asm. w/Snap Top
5	097878-09-AA5	EA	Valance Asm. - 5.5" x 34" - Flat
5	073294-64-AA5	EA	Curtain Asm. - w/Snap Top - 18" x 25"

CURTAIN, CUSHION & PAD GROUP (CONTINUED)

CURTAINS, BLINDS, VALANCES & TIEBACKS (CONT.)

Key	Part Number	U/M	Description
6	080824-11-AA5	EA	Valance Asm. - Lounge/Entrance Door - 52.2"
6	080824-11-AA6	EA	Valance Asm. - Lounge/Entrance Door - 52.2"
6	080824-12-AA7	EA	Valance Asm. - Lounge/Entrance Door - 52.2"
6	093475-31-01A	EA	Mini Blind - 17.5" x 42" Drop (AA5, AA6)
6	093475-31-02A	EA	Mini Blind - 17.5" x 42" Drop (AA7)
7	084755-57-AB6	EA	Pull Shade - 27.25"
8	M96879-03-AB1	EA	Valance Asm. - 29.5" (AA5)
8	M96879-03-AB2	EA	Valance Asm. - 29.5" (AA6)
8	M96879-08-AB3	EA	Valance Asm. - 29.5" (AA7)
8	093475-32-01A	EA	Mini Blind - 27" x 18.5" Drop (AA5, AA6)
8	093475-32-02A	EA	Mini Blind - 27" x 18.5" Drop (AA7)
9	093453-55-AA5	EA	Valance Asm. w/Gathers - 45"
9	093453-55-AA6	EA	Valance Asm. w/Gathers - 45"
9	093453-56-AA7	EA	Valance Asm. w/Gathers - 45"
9	089058-75-AA5	EA	Leg Asm. w/Gathers - 28" Right (AA5)
9	089058-75-AA6	EA	Leg Asm. w/Gathers - 28" Right (AA6)
9	089058-76-AA7	EA	Leg Asm. w/Gathers - 28" Right (AA7)
9	089058-18-AB1	EA	Leg Asm. w/Gathers - 28" Left (AA5)
9	089058-18-AB2	EA	Leg Asm. w/Gathers - 28" Left (AA6)
9	089058-30-AB8	EA	Leg Asm. w/Gathers - 28" Left (AA7)
9	096335-25-AA5	EA	Pleated Blind - 38.5" x 28" Drop (AA5, AA7)
9	096335-25-AA6	EA	Pleated Blind - 38.5" x 28" Drop (AA6)
10	093453-53-AA5	EA	Valance Asm. w/Gathers - 31.7" Drop
10	093453-53-AA6	EA	Valance Asm. w/Gathers - 31.7" Drop
10	093453-54-AA7	EA	Valance Asm. w/Gathers - 31.7" Drop
10	089058-17-AB1	EA	Leg Asm. w/Gathers - 28" Right (AA5)
10	089058-17-AB2	EA	Leg Asm. w/Gathers - 28" Right (AA6)
10	089058-29-AB8	EA	Leg Asm. w/Gathers - 28" Right (AA7)
10	089058-18-AB1	EA	Leg Asm. w/Gathers - 28" Left (AA5)
10	089058-18-AB2	EA	Leg Asm. w/Gathers - 28" Left (AA6)
10	089058-30-AB8	EA	Leg Asm. w/Gathers - 28" Left (AA7)
10	096335-31-AA5	EA	Pleated Blind - 27.5" x 28" Drop (AA5, AA7)
10	096335-31-AA6	EA	Pleated Blind - 27.5" x 28" Drop (AA6)
	093452-01-AB6	EA	Curtain Asm. w/Snap Top - 48" x 50" - Beige (Passenger)
	093452-02-AB6	EA	Curtain Asm. w/Snap Top - 48" x 50" - Beige (Driver)
	073295-04-AA5	EA	Curtain Asm. - Front Wraparound - 23" x 64" - Beige (Passenger)
	073295-06-AA5	EA	Curtain Asm. - Front Wraparound - 23" x 64" - Beige (Driver)
	073260-07-AA5	EA	Tieback Asm. - 2" x 16" (Front Bunk Window)
	073260-41-AA5	EA	Tieback Asm. - 2" x 16" (Side Bunk Window)
	073260-23-AB6	EA	Tieback Asm. - 3" x 18" (Front Wraparound/Blackout)



Key	Part Number	U/M	Description
1	029130-01-000	EA	Socket - Snap Fastener
2	029155-01-000	EA	Cap - Snap - .156" Dia. x 17" Barrel
3	029156-01-000	EA	Socket - Snap Fastener
4	029092-01-000	EA	Stud - Nickel Finish
5	029093-01-000	EA	Eyelet - Nickel Finish

1990 WINNEBAGO TABLE OF CONTENTS

INTRODUCTION	A-01 - A-02
ABBREVIATIONS	A-03
ALPHABETICAL/GROUP REFERENCE	A-04 - A-06
WF424RC	A-07 - D-14
WF426RT	D-15 - G-18
WF427RT	G-19 - K-01

1990 WF424RC INDEX

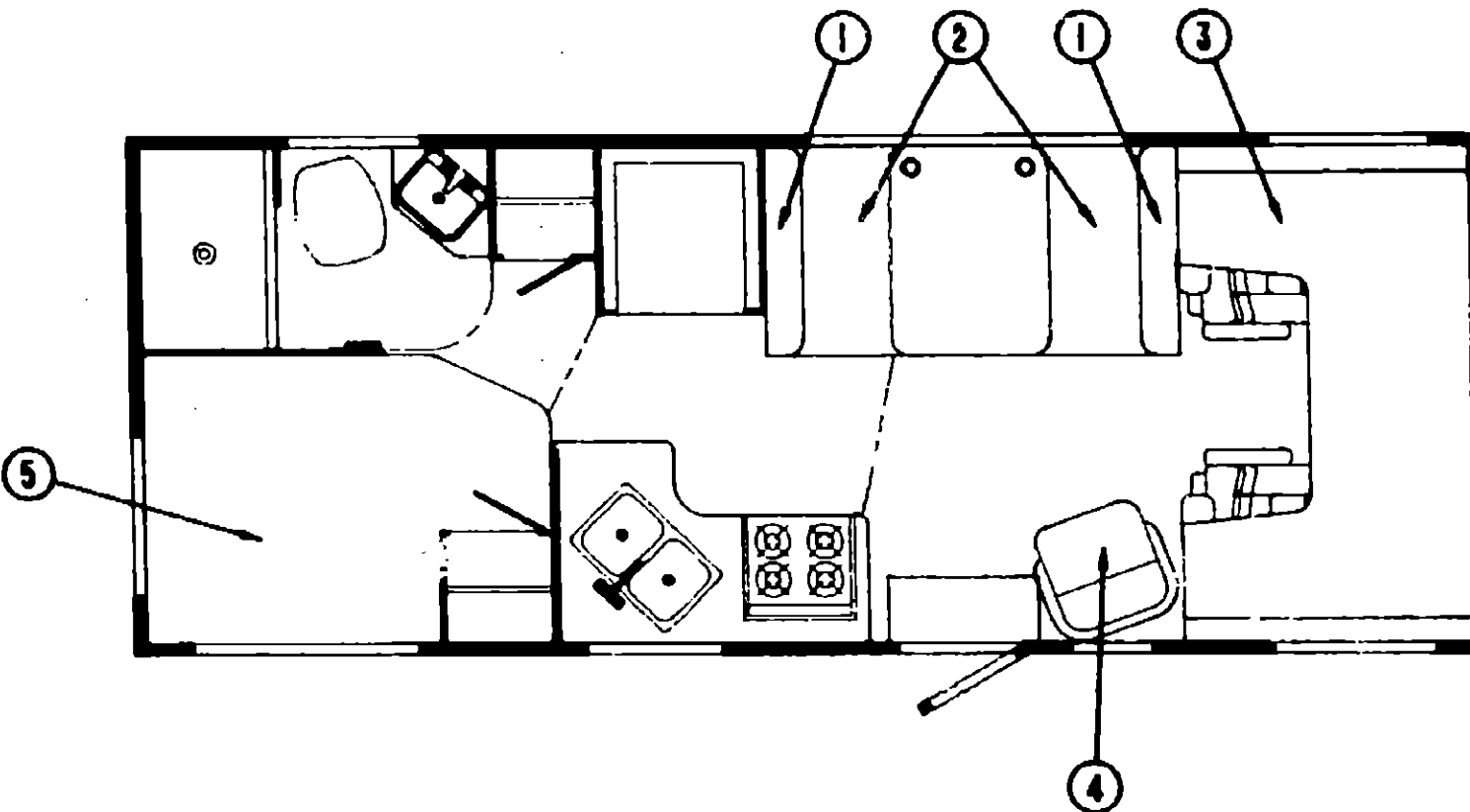
Floor Plan	A-07 - A-08
Accessories Group	A-09 - A-12
Bath Group	A-13 - A-14
Bedroom Group	A-15
Chassis Group	A-16 - A-20
Curtain, Cushion & Pad Group	A-21 - B-04
Dinette Group	B-05 - B-06
Driver's Compartment Group	B-07 - B-09
Electrical Group	B-10 - B-14
Exterior Body Group	B-15 - B-19
Galley Group	B-20 - B-24
Heating & Air Conditioning Group	C-01 - C-03
Interior Finish Group	C-04 - C-06
Labels Group	C-07 - C-14
LP Group	C-15
Lounge Group	C-16
Sealants & Fasteners Group	C-17 - C-19
Water & Sewage Group	C-20 - C-22
Window, Vent & Exterior Door Group	C-23 - D-13

CURTAIN, CUSHION & PAD GROUP (CONTINUED)

CURTAIN, CUSHION & PAD GROUP (CONTINUED)

1990 WINNEBAGO
TABLE OF CONTENTS

INTRODUCTION	A-01 - A-02
ABBREVIATIONS	A-03
ALPHABETICAL/GROUP REFERENCE	A-04 - A-06
WF424RC	A-07 - D-14
WF426RT	D-15 - G-18
WF427RT	G-19 - K-01



Key	Part Number	U/M	Description
3	073310-07-AA5	EA	Cushion Asm. - Front Bunk - 22" x 31" x 76" x 4"
3	073310-07-AA6	EA	Cushion Asm. - Front Bunk - 22" x 31" x 76" x 4"
3	073310-07-AA7	EA	Cushion Asm. - Front Bunk - 22" x 31" x 76" x 4"
	M73310-07-AA5	EA	Cover Asm. - Front Bunk Cushion
	M73310-07-AA6	EA	Cover Asm. - Front Bunk Cushion
	M73310-07-AA7	EA	Cover Asm. - Front Bunk Cushion
	079145-08-000	EA	Cushion Asm. - Front Bunk - 25" x 74" x 3.5" (Option L44 & L49)
	M79145-08-000	EA	Cover Asm. - Front Bunk Cushion (Option L44 & L49)
	096008-01-000	YD	Fabric - Front Bunk Cushion (AA5)
	096008-02-000	YD	Fabric - Front Bunk Cushion (AA6)
	096008-17-000	YD	Fabric - Front Bunk Cushion (AA7)

SWIVEL CHAIR

Key	Part Number	U/M	Description
4	085059-02-AA5	EA	Chair Asm. - Celebrity
4	085059-02-AA6	EA	Chair Asm. - Celebrity
4	085059-03-AA7	EA	Chair Asm. - Celebrity
	085187-02-AA5	EA	Skirt Asm.
	085187-02-AA6	EA	Skirt Asm.
	085187-01-AA9	EA	Skirt Asm. (AA7)
	088245-03-000	EA	Plate - Non-Tilt - Swivel w/Lock
	088245-01-000	EA	Base w/Legs - Chair
	088245-06-000	EA	Extension - 7"
	090354-01-000	EA	Frame - Swivel Chair - Steel
	096008-01-000	YD	Fabric - Swivel Chair (AA5)
	096008-02-000	YD	Fabric - Swivel Chair (AA6)
	096003-25-000	YD	Fabric - Swivel Chair (AA7)

DOUBLE BED & MATTRESS (OPTION L44)

Key	Part Number	U/M	Description
5	096176-08-000	EA	Mattress - Innerspring - 53" x 74"
	092371-13-AA5	EA	Bedspring - Double Bed (AA5)
	092371-13-AA6	EA	Bedspring - Double Bed (AA6)
	092371-14-AA7	EA	Bedspring - Double Bed (AA7)
	081997-04-AB6	EA	Pillow Sham (AA5)
	081997-04-AB7	EA	Pillow Sham (AA6)
	081997-05-AB8	EA	Pillow Sham (AA7)
	088273-45-000	YD	Fabric - Bedspring (AA5)
	088273-46-000	YD	Fabric - Bedspring (AA6)
	088273-39-000	YD	Fabric - Bedspring (AA7)

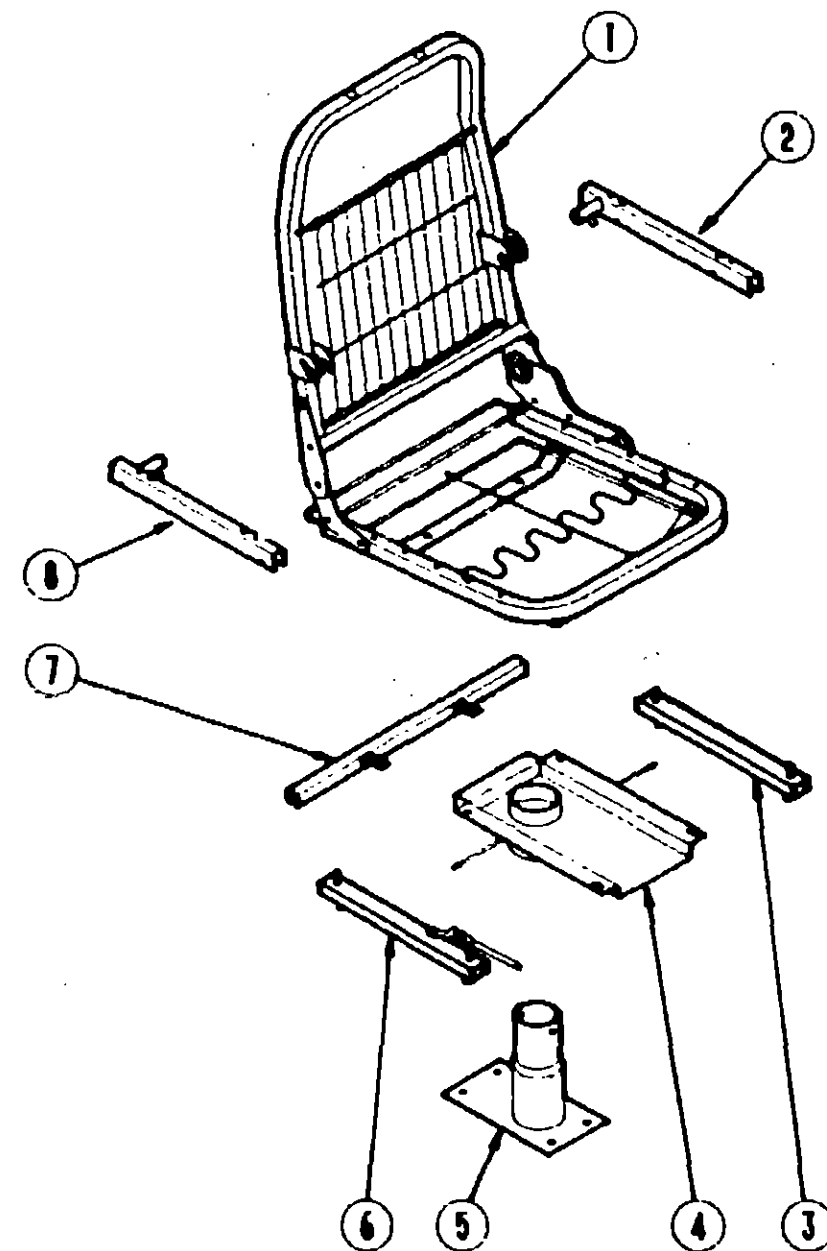
DINETTE CUSHION

Key	Part Number	U/M	Description
1	088927-49-AB6	EA	Cushion Asm. - Dinette Back - 13.5" x 38" x 5" (AA5)
1	088927-49-AB7	EA	Cushion Asm. - Dinette Back - 13.5" x 38" x 5" (AA6)
1	088927-58-AB3	EA	Cushion Asm. - Dinette Back - 13.5" x 38" x 5" (AA7)
	M88927-49-AB6	EA	Cover Asm. - Dinette Back Cushion (AA5)
	M88927-49-AB7	EA	Cover Asm. - Dinette Back Cushion (AA6)
	M88927-58-AB3	EA	Cover Asm. - Dinette Back Cushion (AA7)
*1	088927-63-AB6	EA	Cushion Asm. - Dinette Back - 15" x 38" x 5" (AA5)
*1	088927-63-AB7	EA	Cushion Asm. - Dinette Back - 15" x 38" x 5" (AA6)
*1	088927-68-AB3	EA	Cushion Asm. - Dinette Back - 15" x 38" x 5" (AA7)
*	M88927-63-AB6	EA	Cover Asm. - Dinette Back Cushion (AA5)
*	M88927-63-AB7	EA	Cover Asm. - Dinette Back Cushion (AA6)
*	M88927-68-AB3	EA	Cover Asm. - Dinette Back Cushion (AA7)
2	088927-40-AB6	EA	Cushion Asm. - Dinette Seat - 22" x 38" x 5" (AA5)
2	088927-40-AB7	EA	Cushion Asm. - Dinette Seat - 22" x 38" x 5" (AA6)
2	088927-59-AB3	EA	Cushion Asm. - Dinette Seat - 22" x 38" x 5" (AA7)
	M88927-40-AB6	EA	Cover Asm. - Dinette Seat Cushion (AA5)
	M88927-40-AB7	EA	Cover Asm. - Dinette Seat Cushion (AA6)
	M88927-59-AB3	EA	Cover Asm. - Dinette Seat Cushion (AA7)
	096008-01-000	YD	Fabric - Dinette Cushions (AA5)
	096008-02-000	YD	Fabric - Dinette Cushions (AA6)
	096008-17-000	YD	Fabric - Dinette Cushions (AA7)
	079680-09-000	YD	Vinyl - Off White

* These parts are used from 11/27/89 on.

1990 WF424RC INDEX

Floor Plan	A-07 - A-08
Accessories Group	A-09 - A-12
Bath Group	A-13 - A-14
Bedroom Group	A-15
Chassis Group	A-16 - A-20
Curtain, Cushion & Pad Group	A-21 - B-04
Dinette Group	B-05 - B-06
Driver's Compartment Group	B-07 - B-09
Electrical Group	B-10 - B-14
Exterior Body Group	B-15 - B-19
Galley Group	B-20 - B-24
Heating & Air Conditioning Group	C-01 - C-03
Interior Finish Group	C-04 - C-06
Labels Group	C-07 - C-14
LP Group	C-15
Lounge Group	C-16
Sealants & Fasteners Group	C-17 - C-19
Water & Sewage Group	C-20 - C-22
Window, Vent & Exterior Door Group	C-23 - D-13



BUCKET SEAT HARDWARE

Key	Part Number	U/M	Description
1	M80906-01-000	EA	Frame Asm. - Bucket Seat
2	081285-02-000	EA	Frame - Armrest - Left
3	083246-02-000	EA	Adjuster Asm. - Seat w/o lock
4	069585-27-000	EA	Top Plate - Non-Powered Seat
5	069585-02-000	EA	Sub Plate - Base - Bucket Seat - 12" x 13"
6	089246-01-000	EA	Adjuster Asm. - Seat w/lock
7	069585-29-000	EA	Seat Belt Bar - 20"
8	081268-01-000	EA	Frame - Armrest - Right
	080730-02-000	EA	Recliner - Seat Back - Left Hand
	080730-03-700	EA	Handle Kit - Recliner
	080730-04-000	EA	Screw - Recliner Handle
	080730-05-000	EA	Shield - Recliner
	089258-04-000	EA	Frame - Cable - Remote - Swivel
	097683-01-000	EA	Bracket Mount - Swivel Remote
	081361-01-000	EA	Rod - Armrest - Metal

ROYALE BUCKET SEAT

Key	Part Number	U/M	Description
	083450-06-AA5	EA	Seat Asm. - Bucket - Driver
	083450-06-AA6	EA	Seat Asm. - Bucket - Driver
	083450-06-AA7	EA	Seat Asm. - Bucket - Driver
	093450-11-AA5	EA	Seat Asm. - Bucket - Driver
	093450-11-AA6	EA	Seat Asm. - Bucket - Driver
	083450-13-AA7	EA	Seat Asm. - Bucket - Driver
	083450-07-AA5	EA	Seat Asm. - Bucket - Passenger
	083450-07-AA6	EA	Seat Asm. - Bucket - Passenger
	083450-09-AA7	EA	Seat Asm. - Bucket - Passenger
	093450-12-AA5	EA	Seat Asm. - Bucket - Passenger
	093450-12-AA6	EA	Seat Asm. - Bucket - Passenger
	093450-14-AA7	EA	Seat Asm. - Bucket - Passenger
	M03445-01-AA5	EA	Cover Asm. - Bucket Seat - Bottom
	M03445-01-AA6	EA	Cover Asm. - Bucket Seat - Bottom
	M03445-03-AA7	EA	Cover Asm. - Bucket Seat - Bottom
	M03445-30-AA5	EA	Cover Asm. - Bucket Seat - Bottom
	M03445-30-AA6	EA	Cover Asm. - Bucket Seat - Bottom
	M03445-32-AA7	EA	Cover Asm. - Bucket Seat - Bottom
	M03445-02-AA5	EA	Cover Asm. - Bucket Seat - Back
	M03445-02-AA6	EA	Cover Asm. - Bucket Seat - Back
	M03445-04-AA7	EA	Cover Asm. - Bucket Seat - Back
	M03445-31-AA5	EA	Cover Asm. - Bucket Seat - Back
	M03445-31-AA6	EA	Cover Asm. - Bucket Seat - Back
	M03445-33-AA7	EA	Cover Asm. - Bucket Seat - Back
	080243-32-Y30	EA	Armrest Asm. - Right (AA5)
	080243-32-AA6	EA	Armrest Asm. - Right (AA6)
	080243-32-AA9	EA	Armrest Asm. - Right (AA7)
	M80243-32-Y30	EA	Cover Asm. - Right Armrest (AA5)
	M80243-32-AA6	EA	Cover Asm. - Right Armrest (AA6)
	M80243-32-AA9	EA	Cover Asm. - Right Armrest (AA7)
	080243-33-Y30	EA	Armrest Asm. - Left (AA5)
	080243-33-AA6	EA	Armrest Asm. - Left (AA6)
	080243-33-AA9	EA	Armrest Asm. - Left (AA7)
	M80243-33-Y30	EA	Cover Asm. - Left Armrest (AA5)
	M80243-33-AA6	EA	Cover Asm. - Left Armrest (AA6)
	M80243-33-AA9	EA	Cover Asm. - Left Armrest (AA7)
	085268-02-AA5	EA	Headrest Asm. (Option L04E)
	085268-02-AA6	EA	Headrest Asm. (Option L04E)
	085268-01-AA7	EA	Headrest Asm. (Option L04E)
	M85268-02-AA5	EA	Cover Asm. - Headrest (Option L04E)
	M85268-02-AA6	EA	Cover Asm. - Headrest (Option L04E)
	M85268-01-AA7	EA	Cover Asm. - Headrest (Option L04E)
	079349-03-AA5	YD	Wetting Asm. - Headrest (Option L04E)
	079349-03-AA6	YD	Wetting Asm. - Headrest (Option L04E)
	079349-04-AA7	YD	Wetting Asm. - Headrest (Option L04E)
	081172-01-000	EA	Trim - Headrest - Black - Plastic
	091313-01-000	EA	Grommet - Headrest
	088274-33-000	YD	Fabric - Bucket Seat (AA5)
	088274-80-000	YD	Fabric - Bucket Seat (AA6)
	096008-25-000	YD	Fabric - Bucket Seat (AA7)

These parts are used after 4/15/90 on.

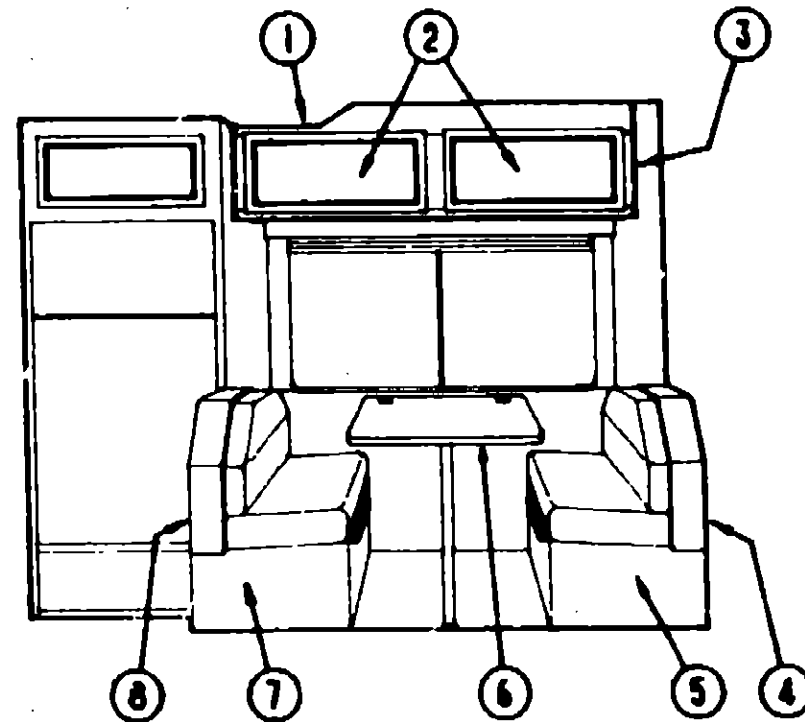
1990 WINNEBAGO
TABLE OF CONTENTS

INTRODUCTION	A-01 - A-02
ABBREVIATIONS	A-03
ALPHABETICAL/GROUP REFERENCE	A-04 - A-08
WF424RC	A-07 - D-14
WF426RT	D-15 - G-18
WF427R1	G-19 - K-01

1990 WF424RC INDEX

Floor Plan	A-07 - A-08
Accessories Group	A-09 - A-12
Bath Group	A-13 - A-14
Bedroom Group	A-15
Chassis Group	A-16 - A-20
Curtain, Cushion & Pad Group	A-21 - B-04
Dinette Group	B-05 - B-08
Driver's Compartment Group	B-07 - B-09
Electrical Group	B-10 - B-14
Exterior Body Group	B-15 - B-19
Galley Group	B-20 - B-24
Heating & Air Conditioning Group	C-01 - C-03
Interior Finish Group	C-04 - C-06
Labels Group	C-07 - C-14
LP Group	C-15
Lounge Group	C-16
Sealants & Fasteners Group	C-17 - C-19
Water & Sewage Group	C-20 - C-22
Window, Vent & Exterior Door Group	C-23 - D-13

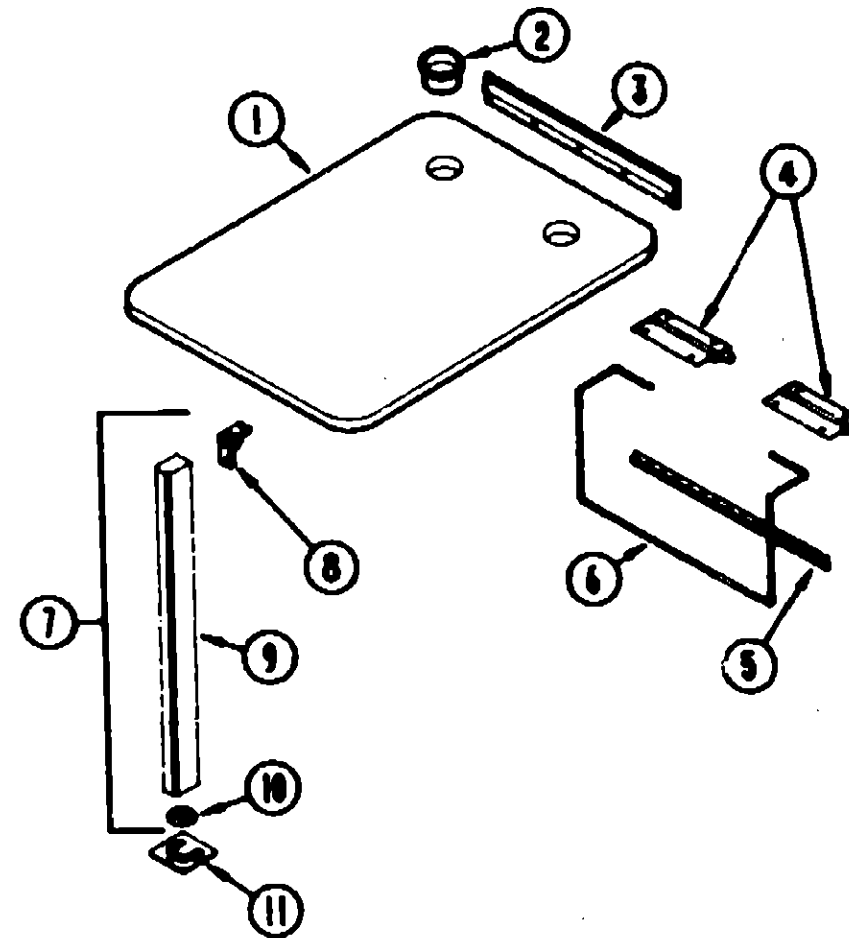
DINETTE GROUP



DINETTE CABINETRY & HARDWARE

Key	Part Number	U/M	Description
1	M81739-01-AA5	EA	Cabinet Asm. - Dinette Overhead - w/o Door or Hardware
2	M88304-84-AB6	EA	Door Asm. - Dinette Cabinet - 14.3" x 26.7" - w/o Hardware
3	081280-03-X08	EA	Pad Asm. - End Cap - Vinyl
4	M04109-01-AA5	EA	Cabinet Asm. - Dinette Back
5	M04110-01-AA5	EA	Cabinet Asm. - Dinette Seat
6	M03475-02-AA5	EA	Table Asm. - Dinette - w/o Hardware (AA5, AA6)
6	M03475-02-AA7	EA	Table Asm. - Dinette - w/o Hardware (AA7)
7	M04110-02-AA5	EA	Cabinet Asm. - Dinette Seat
8	M04109-01-AA5	EA	Cabinet Asm. - Dinette Back
	082525-01-000	EA	Brace - Couch - Floor Mount
	093586-03-000	EA	Catch - Spring - Roller
	093586-04-000	EA	Strike - Spring Steel
	059777-02-000	EA	Hinge - Cabinet Door - Brass
	086645-01-000	EA	Pull - Cabinet Brass - Twist - 1.1" x 3.4"
	074493-02-000	EA	Support - Piston Spring - Cabinet Door
	The illustration for these items can be found in the Interior Finish Group.		
	See the following page for the breakdown of this item.		

DINETTE GROUP (CONTINUED)



DINETTE TABLE & HARDWARE

Key	Part Number	U/M	Description
1	M03475-02-AA5	EA	Table Asm. - Dinette - w/o Hardware (AA5, AA6)
1	M03475-02-AA7	EA	Table Asm. - Dinette - w/o Hardware (AA7)
2	064781-05-000	EA	Cup Holder - 3.47" OD x 2.75" ID x 1.5" - Beige
3	053200-05-000	EA	Bracket - Upper Wall Mount - 23.5" - Beige
4	088410-21-000	EA	Bracket - Table Mount - Beige
5	024281-07-000	EA	Bracket - Lower Wall Mount - Table Lift - 22.12" - Tan
6	024275-05-000	EA	Rod - Table Lift - 8" x 23.5" - Beige
7	092708-01-000	EA	Leg - Table w/Catch & Bracket - 27" - Wood - Regal Oak
8	093550-01-000	EA	Bracket Hinge - Mounts to Leg & Table Top - 1.7" x 2.6"
9	092707-01-01A	EA	Molding - Wooden Table Leg - 27" - Regal Oak
10	092593-01-04A	EA	Catch - Leg Mounted - Round - 1.4" Dia. - Beige
11	049493-08-000	EA	Catch - Table Leg - Mounts on Floor - Tan

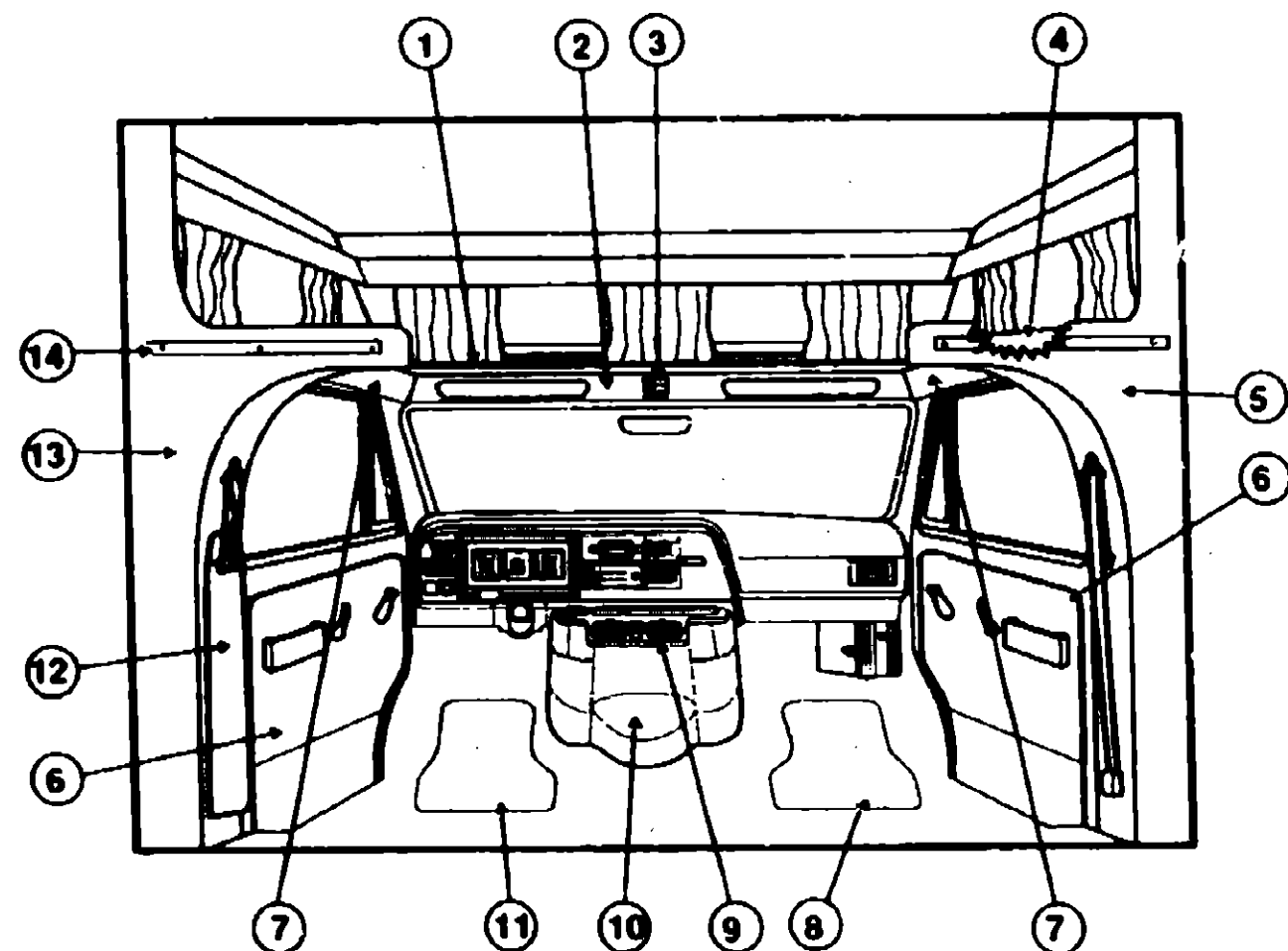
1990 WINNEBAGO TABLE OF CONTENTS

INTRODUCTION	A-01 - A-02
ABBREVIATIONS	A-03
ALPHABETICAL/GROUP REFERENCE	A-04 - A-06
WF424RC	A-07 - D-14
WF426RT	D-15 - G-18
WF427RT	G-19 - K-01

1990 WF424RC INDEX

Floor Plan	A-07 - A-08
Accessories Group	A-09 - A-12
Bath Group	A-13 - A-14
Bedroom Group	A-15
Chassis Group	A-16 - A-20
Curtain, Cushion & Pad Group	A-21 - B-04
Dinette Group	B-05 - B-08
Driver's Compartment Group	B-07 - B-08
Electrical Group	B-10 - B-14
Exterior Body Group	B-15 - B-19
Galley Group	B-20 - B-24
Heating & Air Conditioning Group	C-01 - C-03
Interior Finish Group	C-04 - C-08
Labels Group	C-07 - C-14
LP Group	C-15
Lounge Group	C-16
Sealants & Fasteners Group	C-17 - C-19
Water & Sewage Group	C-20 - C-22
Window, Vent & Exterior Door Group	C-23 - D-13

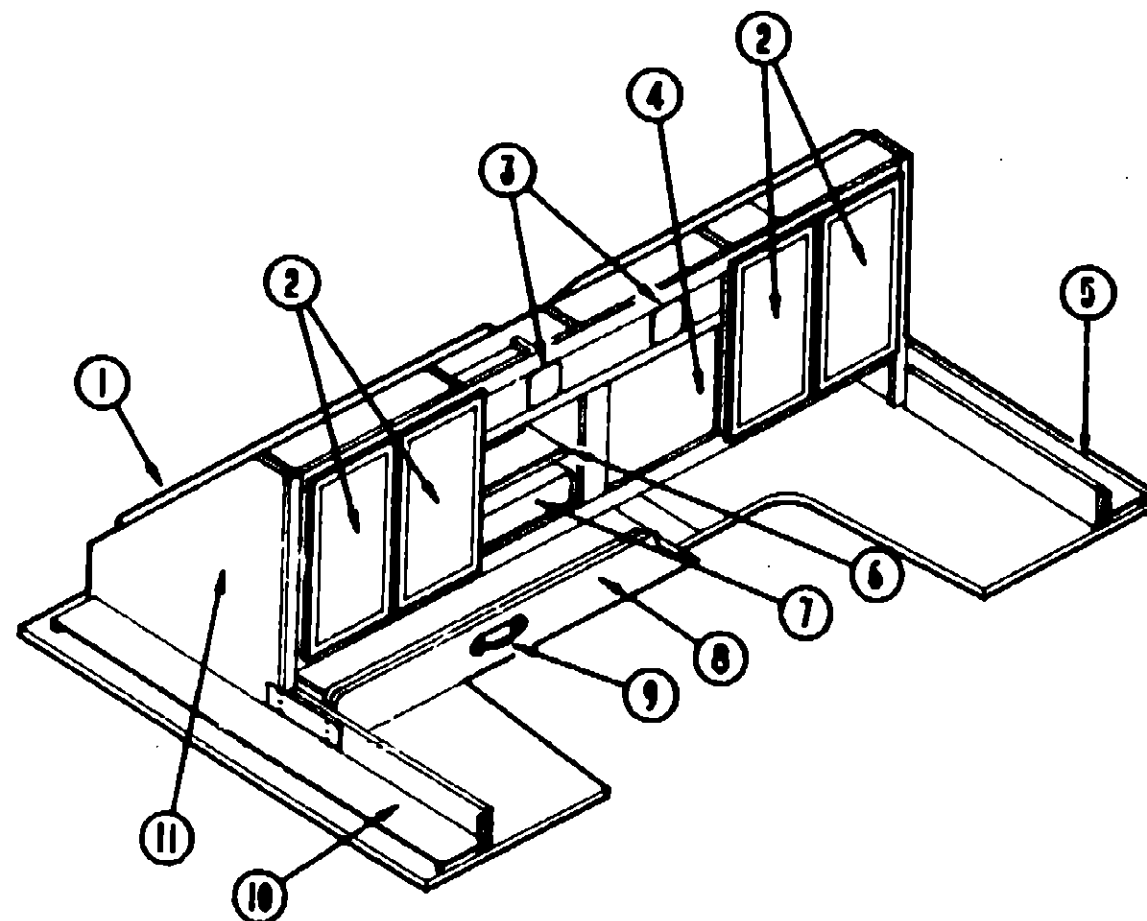
DRIVER'S COMPARTMENT GROUP



MISCELLANEOUS DRIVERS COMPARTMENT COMPONENTS

Key	Part Number	U/M	Description
1	082068-02-AA5	EA	Sleeperboard Asm.
	079630-03-000	EA	Trim - Front Sleeperboard - Metal - Off White
	080742-02-000	FT	Trim - Vinyl - Sleeperboard - Metal Trim Insert - Beige
	080742-03-000	FT	Trim - Vinyl - Sleeperboard - Metal Trim Insert - Off White
2	091831-01-X08	EA	Headliner Asm. w/Vinyl - Front - Beige
2	091831-01-B05	EA	Headliner Asm. w/Vinyl - Front - Off White
3	M01298-01-000	EA	Console Overhead - w/o Holes - Plastic - Beige
3	M01298-04-000	EA	Console Overhead - w/o Holes - Plastic - Off White
4	087012-01-AA5	EA	Headboard - Bunk
5	092037-01-X81	EA	Wingwall Asm. - Inner - Beige
5	092037-01-AA5	EA	Wingwall Asm. - Inner - Off White
6	NOTE	EA	Panel Asm. - Cab Door
7	091825-02-X81	EA	Headliner Asm. w/Vinyl - Side - Beige
7	091825-02-AA5	EA	Headliner Asm. w/Vinyl - Side - Off White
8	083219-01-000	EA	Floor Mat - Passenger
9	099857-01-AA5	EA	Beverage Tray - Wooden
	046886-03-000	EA	Ashtray - Chrome
10	069885-16-AA3	EA	Motor Cover w/Pocket (AA5, AA6)
10	069885-16-AA4	EA	Motor Cover w/Pocket (AA7)
11	083219-02-000	EA	Floor Mat - Driver
12	091871-01-000	EA	Seat Belt Cover - Beige
12	091871-05-000	EA	Seat Belt Cover - Off White
13	092037-02-X81	EA	Wingwall Asm. - Inner - Beige
13	092037-02-AA5	EA	Wingwall Asm. - Inner - Off White
14	082069-03-Y05	EA	Trim - Wooden - Wingwall
	082071-07-U01	EA	Cover - Wingwall - Vinyl - Beige - 28.5" x 5.6"
	082081-03-U01	EA	Cover - Wingwall - Vinyl - Beige - 65.9" x 1.5"
	082081-04-U01	EA	Cover - Wingwall - Vinyl - Beige - 80" x 1.5"
	094795-01-000	EA	Speedometer - Kilometer
	094795-02-000	EA	Cluster - Instrument Panel - Kilometer

DRIVER'S COMPARTMENT GROUP (CONTINUED)



1990 WINNEBAGO TABLE OF CONTENTS

INTRODUCTION	A-01 - A-02
ABBREVIATIONS	A-03
ALPHABETICAL/GROUP REFERENCE	A-04 - A-06
WF424RC	A-07 - D-14
WF426RT	D-15 - G-18
WF427RT	G-19 - K-01

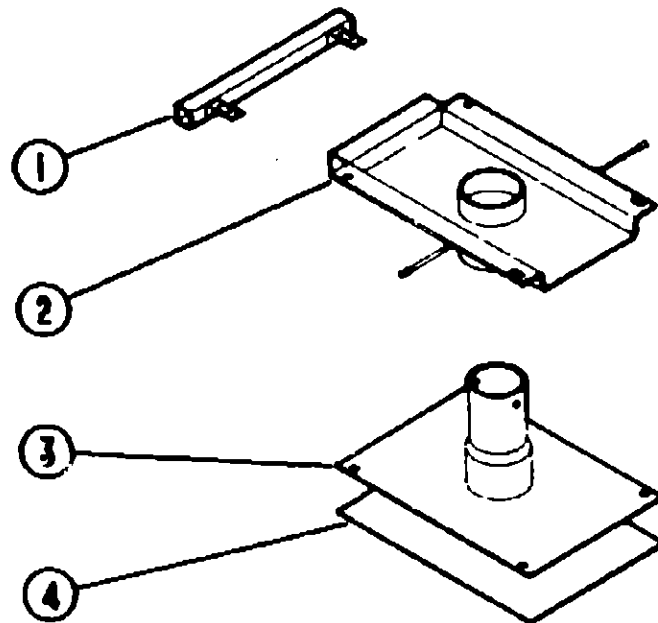
1990 WF424RC INDEX

Key	Part Number	U/M	Description
1	099879-01-01A	EA	Panel - Window - Black Plastic
2	M88304-21-AB6	EA	Door Asm. - Cabinet - 10" x 19" - w/o Hardware
3	098819-01-000	EA	Speaker - 2 Watt - 8 OHM - 4"
	074979-11-000	EA	Speaker Cover - Off White Plastic
4	098447-01-000	EA	TV - 13" Color w/Remote - Model #RX4029 (US)
4	098447-02-000	EA	TV - 13" Color w/Remote - Model #XK4029 (CSA)
4	098447-01-700	EA	Remote Control - Models #RX4029 & #XK4029
	099856-01-000	EA	TV - Tiedown
	100849-23-AA5	EA	Door Asm. - Tambour - 15" x 14.4" - w/Handle
5	100848-01-AA5	EA	Cabinet Asm. - Headboard - Passenger
6	093622-01-000	EA	Track - Tambour Door - Plastic
	093623-01-000	EA	Track - Corner - Tambour Door
	100849-26-AA5	EA	Door Asm. - Tambour - w/Handle
	M97191-01-000	EA	Handle - Tambour Door - 3.6 (Unfinished)
7	098446-01-000	EA	VCR - VHS Cable Ready w/Remote - Model #9815
7	098446-01-700	EA	Remote Control - Model #9815
7	098446-02-000	EA	VCR - VHS Cable Ready w/Remote - Model #9912
7	098446-02-700	EA	Remote Control - Model #9912
8	100847-01-AA5	EA	Drawer - Front Entertainment
	079145-08-000	EA	Cushion - Front Bunk - 28" x 74" x 3.5"
9	096645-01-000	EA	Pull - Cabinet - Twist Brass - 1.1" x 3.4"
10	100848-02-AA5	EA	Cabinet Asm. - Headboard - Driver
11	100849-01-AA5	EA	Cabinet Asm. - Front Entertainment - w/o Doors or Hardware

* See Curtain, Cushion & Pad group for further breakdown of this item.

Floor Plan	A-07 - A-08
Accessories Group	A-09 - A-12
Bath Group	A-13 - A-14
Bedroom Group	A-15
Chassis Group	A-16 - A-20
Curtain, Cushion & Pad Group	A-21 - B-04
Dinette Group	B-05 - B-06
Driver's Compartment Group	B-07 - B-09
Electrical Group	B-10 - B-14
Exterior Body Group	B-15 - B-19
Galley Group	B-20 - B-24
Heating & Air Conditioning Group	C-01 - C-03
Interior Finish Group	C-04 - C-06
Labels Group	C-07 - C-14
LP Group	C-15
Lounge Group	C-16
Sealants & Fasteners Group	C-17 - C-19
Water & Sewage Group	C-20 - C-22
Window, Vent & Exterior Door Group	C-23 - D-13

DRIVER'S COMPARTMENT GROUP (CONTINUED)



BUCKET SEAT PEDESTAL

Key	Part Number	U/M	Description
1	069585-29-000	EA	Bar - Seat Belt - 20"
2	069585-27-000	EA	Plate - Top - Pedestal Asm.
3	069585-03-000	EA	Plate - Sub - Pedestal Asm.
4	069585-02-000	EA	Plate - Base - Pedestal Asm. - Bucket Seat
	069246-01-000	EA	Adjuster Asm. - Seat - w/lock
	069246-02-000	EA	Adjuster Asm. - Seat - w/o Lock
	080730-02-000	EA	Recliner Drive - Driver

ELECTRICAL GROUP

MISCELLANEOUS ELECTRICAL COMPONENTS

Key	Part Number	U/M	Description
	008188-01-000	EA	Solenoid - Dual Battery - Relay
	083208-01-000	EA	Control Center - 32 Amp.
	094809-01-000	EA	Load Center - 240 Volt - 125 Amp.
	099048-01-000	EA	Inverter - 100 Watt

FUSES & CIRCUIT BREAKERS

Key	Part Number	U/M	Description
	008235-01-000	EA	Fuse - 15 Amp. - 12 Volt
	062901-05-000	EA	Fuse - 15 Amp. - Automotive
	008211-01-000	EA	Circuit Breaker - 6 Amp. - 12 Volt
	033573-02-000	EA	Circuit Breaker - 15 Amp. - 12 Volt - w/Mount
	033573-01-000	EA	Circuit Breaker - 20 Amp. - 12 Volt - w/Mount
	008268-01-000	EA	Circuit Breaker - 30 Amp. - 12 Volt - w/Mount
	083209-01-000	EA	Circuit Breaker - 15 Amp. - 120 Volt (CSA)
	083209-05-000	EA	Circuit Breaker - 20 Amp. - 120 Volt
	083209-04-000	EA	Circuit Breaker - 30 Amp. - 120 Volt
	083209-02-000	EA	Circuit Breaker - 15/15 Amp. - 120 Volt
	083209-03-000	EA	Circuit Breaker - 15/20 Amp. - 120 Volt
	083209-06-000	EA	Circuit Breaker - 30/15 Amp. - 120 Volt
	094810-01-000	EA	Circuit Breaker - Double - 30 Amp.
	094811-01-000	EA	Circuit Breaker - Double - 20 Amp.
	083209-08-000	EA	Circuit Breaker Blank
	050283-02-000	EA	Buss Bar - Circuit Breaker
	008277-01-000	EA	Fuse Holder - Panel Mount - Black
	100341-01-000	EA	Fuse Holder - In Line Type

INTERIOR LIGHT

Key	Part Number	U/M	Description
	078424-02-000	EA	Light - Fluorescent - 12V
	078424-02-700	EA	Bulb - Fluorescent Light
	078424-02-701	EA	Lens - Fluorescent Light
	086280-01-000	EA	Light - Surface Mount - 12 Volt
	086280-01-700	EA	Bulb - 12 Volt - 6 Watt
	082169-01-000	EA	Light - Make-Up - 3 Bulb
	077026-01-000	EA	Lens - Courtesy Light - Clear
	098024-01-01A	EA	Dome Light - 1 Bulb - Ivory (US)
	098024-02-01A	EA	Dome Light - 1 Bulb - Ivory (CSA)
	098024-03-01A	EA	Dome Light - 2 Bulb - Ivory (US)
	098024-04-01A	EA	Dome Light - 2 Bulb - Ivory (CSA)
	008218-01-000	EA	Bulb - Dome Light - 12 V - #1141
	098024-01-700	EA	Lens - Dome Light
	087694-01-000	EA	Light - Wardrobe
	087694-01-700	EA	Bulb - GE - 561

Note: Items indented below assemblies are serviceable parts for that assembly.

BULBS

Key	Part Number	U/M	Description
	036196-01-000	EA	Bulb - 194 (Cab Marker Light)
	008215-01-000	EA	Bulb - 1003 (Porch Light)
	008218-01-000	EA	Bulb - 1141 (Dome Light)
	037935-01-000	EA	Bulb - 1157 (Tail Lamp)
	091937-03-000	EA	Bulb - Fluorescent Light - 12 Volt
	086280-01-700	EA	Bulb - 12 Volt - 6 Watt (Surface Light)
	087694-01-700	EA	Bulb - 561 (Wardrobe)

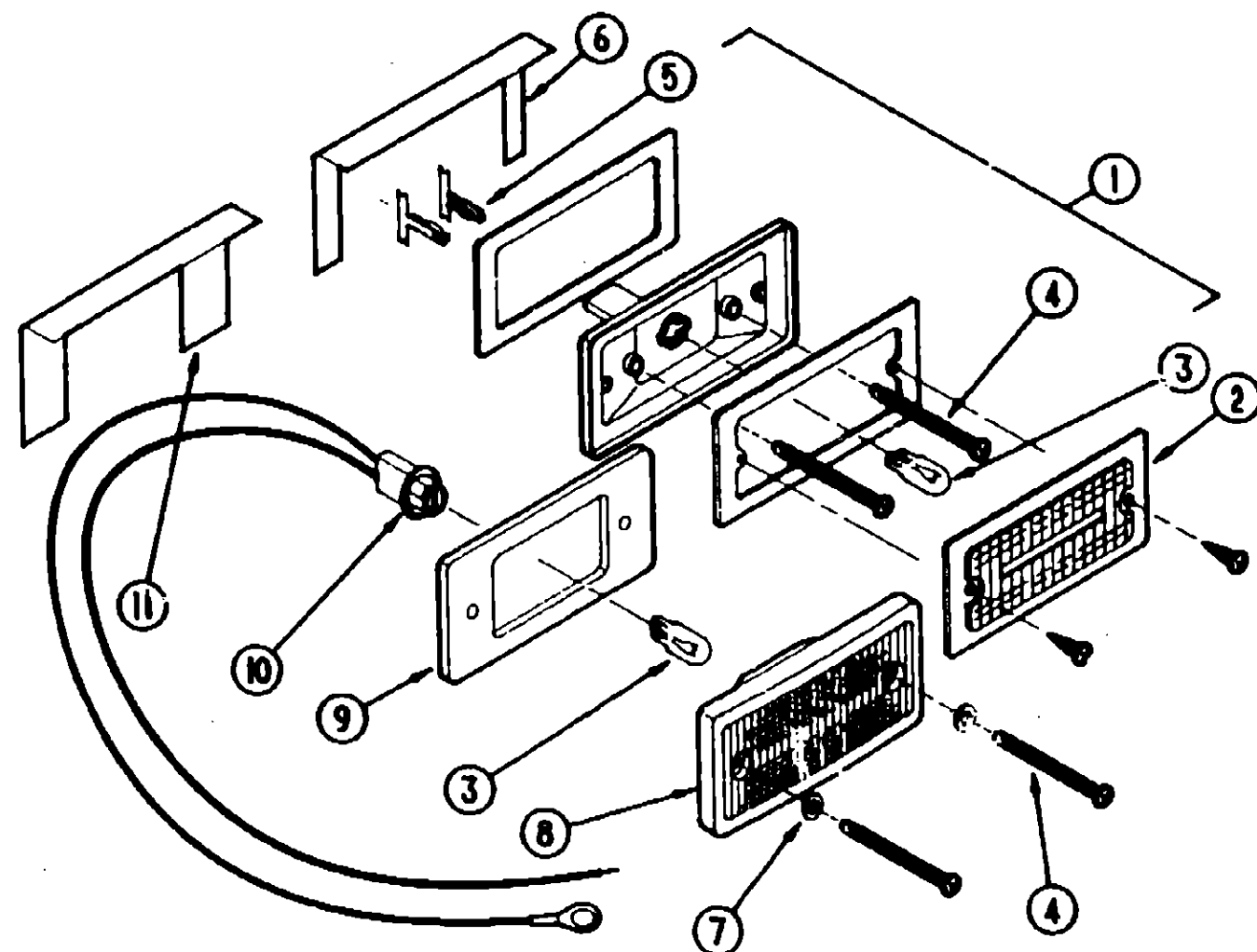
1990 WINNEBAGO TABLE OF CONTENTS

INTRODUCTION	A-01 - A-02
ABBREVIATIONS	A-03
ALPHABETICAL/GROUP REFERENCE	A-04 - A-08
WF424RC	A-07 - D-14
WF426RT	D-15 - G-18
WF427RT	G-19 - K-01

1990 WF424RC INDEX

Floor Plan	A-07 - A-08
Accessories Group	A-09 - A-12
Bath Group	A-13 - A-14
Bedroom Group	A-15
Chassis Group	A-16 - A-20
Curtain, Cushion & Pad Group	A-21 - B-04
Dinette Group	B-05 - B-08
Driver's Compartment Group	B-07 - B-09
Electrical Group	B-10 - B-14
Exterior Body Group	B-15 - B-19
Galley Group	B-20 - B-24
Heating & Air Conditioning Group	C-01 - C-03
Interior Finish Group	C-04 - C-08
Labels Group	C-07 - C-14
LP Group	C-15
Lounge Group	C-16
Sec'ants & Fasteners Group	C-17 - C-19
Water & Sewage Group	C-20 - C-22
Window, Vent & Exterior Door Group	C-23 - D-13

ELECTRICAL GROUP (CONTINUED)



ELECTRICAL GROUP (CONTINUED)

EXTERIOR LIGHT & BULB

Key	Part Number	U/M	Description
1	081250-02-000	EA	Light - Rear Clearance - Red (Lens & Base Only)
2	081250-02-700	EA	Lens - Clearance Light - Red
3	036198-01-000	EA	Bulb - 12V - #194 - .27 Amp. - Bayonette
4	000G38-08-248	EA	Screw - Self Driving
5	079378-01-000	EA	Terminal - Wedge Base - 18 AWG
6	081437-01-000	EA	Bracket - Clearance Light
7	102540-01-000	EA	Seal - Screw - Clearance Light
8	102520-02-000	EA	Light - Clearance - w/o Socket Connection - Red
9	102541-01-000	EA	Gasket - Clearance Light
10	075458-03-000	EA	Socket Asm. - Cab Marker
11	102582-01-000	EA	Bracket - Light - Clearance
	075459-04-000	EA	Tailight - Red - Black Base (Tail/Brake)
	075459-05-000	EA	Tailight - Amber - Black Base (Turn)
	075459-06-000	EA	Tailight - Red w/Backup - Black Base (Backup)
	037935-01-000	EA	Bulb - 12 Volt - #1157 (Tail Lamp Asm.)
	073844-01-000	EA	Lamp Asm. - License
	079709-01-000	EA	Wire Asm. - License Plate Light
	042405-03-000	EA	Base - Clearance/Sidemarket Light w/Bulb - Plastic - White
	042405-02-000	EA	Lens - Clearance/Sidemarket Light w/Reflex - Amber
	042405-01-000	EA	Lens - Clearance/Sidemarket Light w/Reflex - Red
	008213-01-000	EA	Bulb - 12 Volt - #57 - .24 Amp.
	091383-01-000	EA	Gasket - Clearance/Sidemarket Light
	079378-01-000	EA	Terminal - Wedge Base - 18 AWG
	008089-01-000	EA	Light - Porch - Recessed (US)
	008089-02-000	EA	Light - Porch - Recessed (CSA)
	008089-01-700	EA	Lens - Porch Light - Recessed
	091981-01-000	EA	Gasket - Porch Light
	097917-01-01A	EA	Light - Porch - Recessed - Off White
	097917-01-700	EA	Lens - Porch Light - Recessed
	008215-01-000	EA	Bulb - 12 Volt - #1003 (Porch Lights)

These parts were used from 4/10/90 on.

NOTE: Items indented below assemblies are serviceable parts for that assembly.

1990 WINNEBAGO
TABLE OF CONTENTS

INTRODUCTION	A-01 - A-02
ABBREVIATIONS	A-03
ALPHABETICAL/GROUP REFERENCE	A-04 - A-08
WF424RC	A-07 - D-14
WF426RT	D-15 - G-18
WF427RT	G-19 - K-01

1990 WF424RC INDEX

Floor Plan	A-07 - A-08
Accessories Group	A-09 - A-12
Bath Group	A-13 - A-14
Bedroom Group	A-15
Chassis Group	A-16 - A-20
Curtain, Cushion & Pad Group	A-21 - B-04
Dinette Group	B-05 - B-08
Driver's Compartment Group	B-07 - B-09
Electrical Group	B-10 - B-14
Exterior Body Group	B-15 - B-19
Galley Group	B-20 - B-24
Heating & Air Conditioning Group	C-01 - C-03
Interior Finish Group	C-04 - C-06
Labels Group	C-07 - C-14
LP Group	C-15
Lounge Group	C-16
Sealants & Fasteners Group	C-17 - C-19
Water & Sewage Group	C-20 - C-22
Window, Vent & Exterior Door Group	C-23 - D-13

ELECTRICAL GROUP (CONTINUED)

WIRE, SWITCHES & RECEPTACLES

Key	Part Number	U/M	Description
	008288-01-000	EA	Box - Electrical - 3" x 3.5" - Plastic
	008289-01-000	EA	Box - Electrical - 4" x 4" - 1/2 & 3/4 Steel (US)
	008289-02-000	EA	Box - Electrical - 4" x 4" - 1/2 x 3/4 Steel (CSA)
	093603-01-000	EA	Box - Electrical - 4" x 2 1/8" x 2 1/8"
	058049-01-000	EA	Box - Electrical - 2" x 3" x 2.25" - Steel
	041953-01-000	FT	Conduit - Convoluted Slit - .5" ID
	041953-05-000	FT	Conduit - Convoluted Slit - .62" ID
	041953-09-000	FT	Conduit - Convoluted Slit - .50" ID
	058028-01-000	EA	Connector - Pigtail - Clear Nylon
	008314-01-000	EA	Connector - Wire Nut - Gray
	008311-01-000	EA	Connector - Wire Nut - Red
	008312-01-000	EA	Connector - Wire Nut - Blue
	008356-01-000	EA	Connector - Plastic - 3/8 AWG
	008355-01-000	EA	Connector - 3/4 Cable Clamping
	079090-01-000	EA	Connector - Molded - 12/2 Head
	088475-01-000	EA	Connector - Pin
	088476-01-000	EA	Connector - Socket
	031968-01-000	EA	Contact Plug - Brass - Tin Plated
	031967-01-000	EA	Contact - Receptacle
	008054-01-000	EA	Cord - Power - 10-3 30 Amp - 25' (US)
	008052-01-000	EA	Cord - Power - 10-3 30 Amp - 25' (CSA)
	008294-01-000	EA	Cover - Electrical Box - 4" x 4" - Gray
	069238-01-000	EA	Cover - Electrical Box - 4" x 4"
	091927-01-000	EA	Cover - Receptacle - Double - Ivory
	024571-03-000	EA	Cover Plate - Receptacle - Jumbo - Brown Plastic
	084077-02-000	EA	Cover Plate - Receptacle - GFI - Brown
	064399-01-000	EA	Housing Asm. - Male and Female
	097746-01-000	EA	Housing Cap - Trailer Pin
	088473-05-000	EA	Housing Pin - 6 Position (Single Row)
	088473-06-000	EA	Housing Pin - 6 Position (Two Rows of 3)
	088473-08-000	EA	Housing Pin - 4 Position
	088473-02-000	EA	Housing - Pin - 9 Position
	088473-09-000	EA	Housing - Pin - 3 Position (Single Row)
	088473-10-000	EA	Housing - 2 Position
	097744-01-000	EA	Housing - Trailer Pin - 12"
	097744-02-000	EA	Housing - Trailer Pin - 48"
	097745-01-000	EA	Housing - Receptacle - 12"
	097745-02-000	EA	Housing - Receptacle - 48"
	063910-01-000	EA	Housing - Relay
	088474-02-000	EA	Housing - Socket - 15 Position
	088474-06-000	EA	Housing - Socket - 6 Position
	088474-09-000	EA	Housing - Socket - 3 Position
	088474-10-000	EA	Housing - Socket - 2 Position
	100138-01-000	EA	Module - Daytime Running Light
	100159-02-000	EA	Daytime Running Lights
	088475-02-000	EA	Pin Connector - 10-12 AWG
	046885-01-000	EA	Plaque - Switch Mounting
	081092-01-000	EA	Plaque - Mounting - Battery/Fuel Switch - 2.4" x 1.4" - Black
	084078-02-000	EA	Receptacle - GFI - 15A - 125V - Brown
	075736-02-000	EA	Receptacle/Cover Asm. - Off White (Exterior)
	058708-01-000	EA	Receptacle - Duplex - Brown
	058708-02-000	EA	Receptacle - Electrical - Double - Ivory
	097734-01-01A	EA	Receptacle - Extension - 5" x 7" - Plastic - Ivory
	097734-01-02A	EA	Receptacle - Extension - 5" x 7" - Plastic - Brown
	024924-02-000	EA	Receptacle - Power Cord
	058707-01-000	EA	Receptacle - Single - Brown

ELECTRICAL GROUP (CONTINUED)

WIRES, SWITCHES & RECEPTACLES (CONTINUED)

Key	Part Number	U/M	Description
	067789-02-000	EA	Socket - Lamp
	088476-02-000	EA	Socket Connector - 12-10 AWG
	098351-03-01A	EA	Switch Plate - 3 Gang - 2 Switches
	098351-02-01A	EA	Switch Plate - 2 Gang - Polished Brass
	098351-01-01A	EA	Switch Plate - Single - w/Switches
	079384-01-000	EA	Switch - On/Off Rocker - Brown
	008195-01-000	EA	Switch - Push Button - 12 Volt
	007842-01-000	EA	Tab - Wire - 18 to 14 AWG
	007779-01-000	EA	Tab Housing - 1 Position
	007955-01-000	EA	Tab Housing - 6 Position
	031965-01-000	EA	Tab Housing - 2 Position
	047443-01-000	EA	Terminal - .250 Receptacle - 16/14 AWG
	047443-02-000	EA	Terminal - .250 Receptacle - 12/10 AWG
	035416-04-000	EA	Terminal Ring - #10 Stud
	008348-01-000	EA	Terminal Ring - 2 - w/3/8 Stud
	008331-01-000	EA	Terminal Ring - 4 - w/3/8 Stud
	033326-01-000	EA	Terminal Ring - 3/8" Wire
	008328-01-000	EA	Terminal - Ring - 12/10 Wire
	008024-01-000	FT	Wire - 18.5 Bonded - Orange/White/Yellow/Blue/Brown
	008026-01-000	FT	Wire w/Ground - Romex - 12/2
	008030-01-000	FT	Wire - Bonded - 18-4
	008343-01-000	EA	Wire Tie - 6"

**1990 WINNEBAGO
TABLE OF CONTENTS**

INTRODUCTION	A-01 - A-02
ABBREVIATIONS	A-03
ALPHABETICAL/GROUP REFERENCE	A-04 - A-08
WF424RC	A-07 - D-14
WF428RT	D-15 - G-18
WF427RT	G-19 - K-01

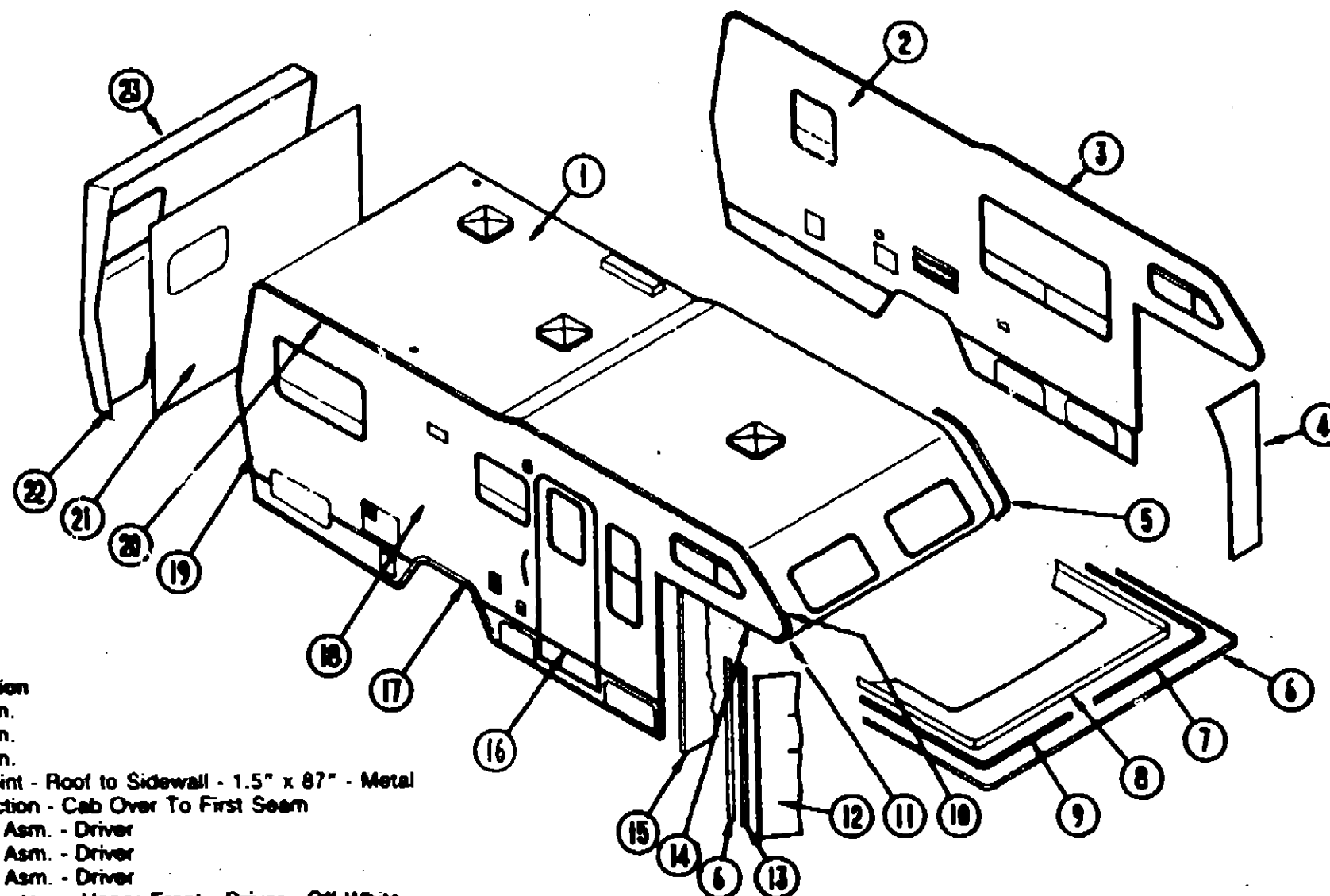
1990 WF424RC INDEX

Floor Plan	A-07 - A-08
Accessories Group	A-09 - A-12
Bath Group	A-13 - A-14
Bedroom Group	A-15
Chassis Group	A-16 - A-20
Curtain, Cushion & Pad Group	A-21 - B-04
Dinette Group	B-05 - B-08
Driver's Compartment Group	B-07 - B-09
Electrical Group	B-10 - B-14
Exterior Body Group	B-15 - B-19
Galley Group	B-20 - B-24
Heating & Air Conditioning Group	C-01 - C-03
Interior Finish Group	C-04 - C-06
Labels Group	C-07 - C-14
LP Group	C-15
Lounge Group	C-16
Sealants & Fasteners Group	C-17 - C-19
Water & Sewage Group	C-20 - C-22
Window, Vent & Exterior Door Group	C-23 - D-13

EXTERIOR BODY GROUP EXTERIOR BODY PANELS

1990 WINNEBAGO TABLE OF CONTENTS

INTRODUCTION	A-01 - A-02
ABBREVIATIONS	A-03
ALPHABETICAL/GROUP REFERENCE	A-04 - A-06
WF424RC	A-07 - D-14
WF426RT	D-15 - G-18
WF427RT	G-19 - K-01



Key	Part Number	U/M	Description
1	M99178-01-AA5	EA	Roof Asm.
1	M99178-01-AA6	EA	Roof Asm.
1	M99178-01-AA7	EA	Roof Asm.
	076613-15-000	EA	Angle Joint - Roof to Sidewall - 1.5" x 87" - Metal
	M76177-01-700	EA	Roof Section - Cab Over To First Seam
2	M99176-01-AA5	EA	Sidewall Asm. - Driver
2	M99176-01-AA6	EA	Sidewall Asm. - Driver
2	M99176-01-AA7	EA	Sidewall Asm. - Driver
3	076802-08-000	EA	Trim - Contour - Upper Front - Driver - Off White
	076802-07-000	EA	Trim - Contour - Upper Front - Passenger - Off White
4	M81653-04-X08	EA	Wingwall Asm. - Inner - w/Gusset & Vinyl Trim
	089334-01-000	FT	Vinyl - Exterior - Between Cab Seal - White
5	086889-04-000	EA	Trim - Front Radius - Driver - Off White
6	086279-02-000	FT	Insert Trim - .9" - Plastic - Off White
7	085491-02-000	EA	Trim - Transition Panel - Off White
	087275-02-000	EA	Cap - Feature Strip Trim - Off White
8	080858-01-000	EA	Panel - Transition - Sleeperboard - 94.8" x 57.7" - Off White
9	085491-01-000	EA	Trim - Transition Panel - Off White
	087275-01-000	EA	Cap - Feature Strip Trim - Off White
10	085490-01-000	EA	Trim - Contour - Front - Passenger - Off White
	085490-02-000	EA	Trim - Contour - Front - Driver - Off White
11	086889-03-000	EA	Trim - Front Radius - Passenger - Off White
12	080683-02-W04	EA	Wingwall Asm. - Passenger
	080683-01-W04	EA	Wingwall Asm. - Driver
	079203-03-000	EA	Trim - Wingwall - 14.2" - Off White
	021241-01-000	FT	Vinyl - Exterior - Used Between Wingwall & Cab Seal - White
13	085492-01-000	EA	Trim - Wingwall Transition - Off White
14	076975-05-000	EA	Trim - Sleeperboard - Passenger - 52" - Off White
	076975-06-000	EA	Trim - Sleeperboard - Driver - 52" - Off White
15	M81653-03-X08	EA	Wingwall Asm. - Inner - w/Gusset & Vinyl Trim
16	002444-04-000	EA	Feature Strip - w/o Insert - Extr. - 16" - Off White
	009731-01-000	EA	End Cap - Feature Strip
	001030-02-000	EA	Insert - Feature Strip - 17" Long - Off White
	085180-55-001	EA	U-Channel - Extrusion - 192" - Off White
17	075189-01-000	EA	Trim - Wheelwell - Rear Passenger - Off White
	075189-02-000	EA	Trim - Wheelwell - Rear Driver - Off White
	087953-01-000	EA	Trim - Wheelwell - Rear - Extrusion - Off White

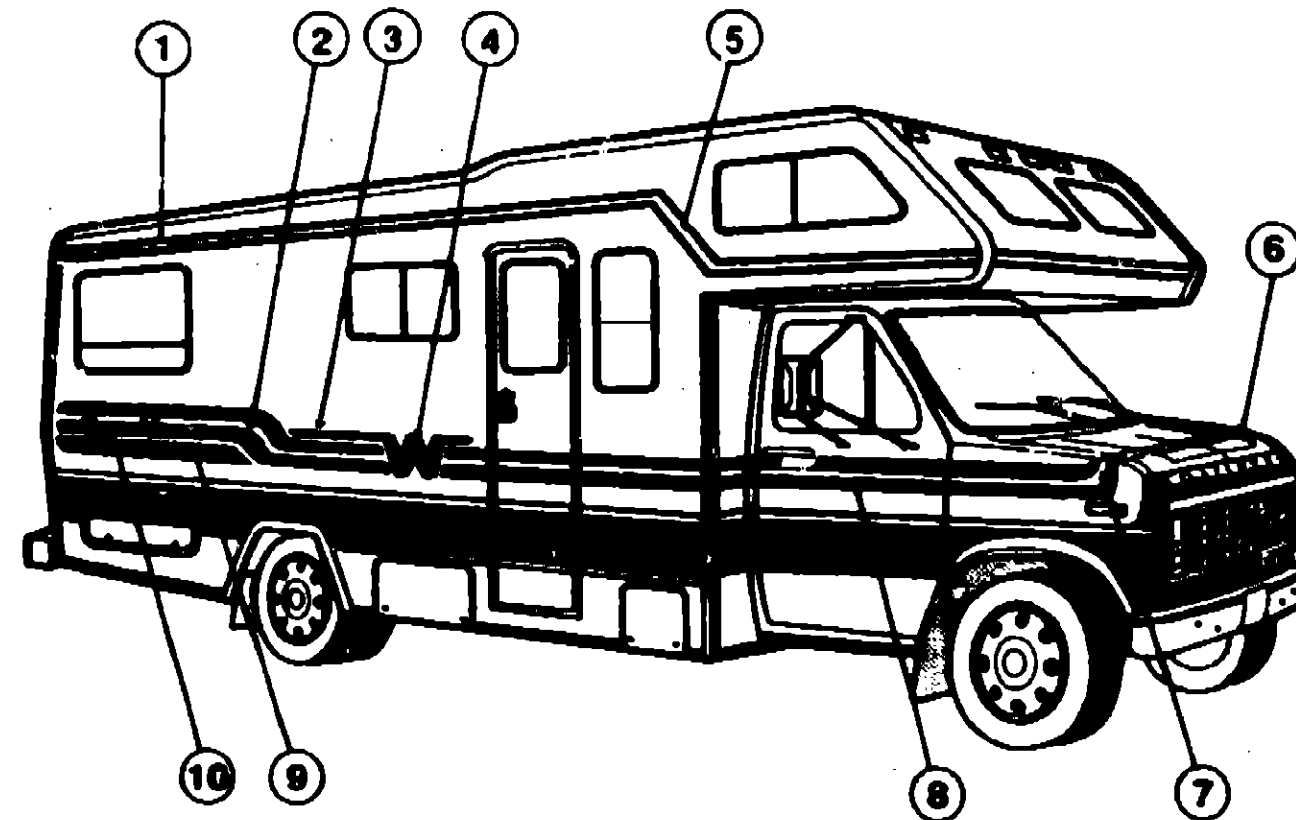
Key	Part Number	U/M	Description
18	M99177-01-AA5	EA	Sidewall Asm. - Passenger
18	M99177-01-AA6	EA	Sidewall Asm. - Passenger
18	M99177-01-AA7	EA	Sidewall Asm. - Passenger
19	073502-15-000	EA	Trim - Sidewall To Rear Cap - Metal - Passenger Side - Off White
	073502-16-000	EA	Trim - Sidewall To Rear Cap - Metal - Driver Side - Off White
20	077339-03-000	EA	Trim - Contour - Upper Rear Passenger - Off White
	077339-04-000	EA	Trim - Contour - Upper Rear Driver - Off White
21	M99179-01-AA5	EA	Backwall Asm. - Inner
21	M99179-01-AA6	EA	Backwall Asm. - Inner
21	M99179-01-AA7	EA	Backwall Asm. - Inner
22	074966-02-000	EA	Trim - Backwall - Lower - Passenger or Driver
23	080252-02-000	EA	Rear Cap w/o Lights - Primed
	077941-01-000	EA	Seal - Rubber - Flat w/Slit
	083805-08-000	EA	Trim - Backwall To Roof
	083111-05-000	EA	Trim - Bottom - Tapped 39.4" Long - Aluminum - Off White
	002385-01-001	EA	U-Channel - Extrusion - 1" x 18"
	002776-01-001	EA	U-Channel - Extrusion - 1.75" x 16"
	077514-24-000	EA	Fiberglass Sheet - 48" x 96" - Flat
	076054-90-000	EA	Fiberglass Sheet - 4' x 24.68" - Off White
	001054-01-011	EA	Alum. - No Design - 48" x 96" - Off White
	000868-01-000	SF	Styrofoam - .75" x 24" x 96"
	000870-05-000	SF	Styrofoam - .5" x 24" x 96"
	000870-03-000	SF	Styrofoam - 1.34" x 48" x 96"
	083574-01-000	SF	Styrofoam - Dc Type - SM - 1.5" x 24" x 95.25"
	083574-02-000	SF	Styrofoam - Low Type - SM - 1.5" x 24" x 90.5"

1990 WF424RC INDEX

Front Panel	A-07 - A-08
Exterior Body Group	A-09 - A-12
Bath Group	A-13 - A-14
Bedroom Group	A-15
Chassis Group	A-16 - A-20
Curtain, Cushion & Pad Group	A-21 - B-04
Dinette Group	B-05 - B-08
Driver's Compartment Group	B-07 - B-09
Electrical Group	B-10 - B-14
Exterior Body Group	B-15 - B-19
Galley Group	B-20 - B-24
Heating & Air Conditioning Group	C-01 - C-03
Interior Finish Group	C-04 - C-06
Labels Group	C-07 - C-14
LP Group	C-15
Lounge Group	C-16
Sealants & Fasteners Group	C-17 - C-19
Water & Sewage Group	C-20 - C-22
Window, Vent & Exterior Door Group	C-23 - D-13

EXTERIOR BODY GROUP (CONTINUED)

DECALS & MULTISTRIPE



1990 WINNEBAGO TABLE OF CONTENTS

INTRODUCTION	A-01 - A-02
ABBREVIATIONS	A-03
ALPHABETICAL/GROUP REFERENCE	A-04 - A-06
WF424RC	A-07 - D-14
WF426RT	D-15 - G-18
WF427RT	G-19 - K-01

Key	Part Number	U/M	Description
1	093680-08-03A	FT	Film - Multistripe - 3.6" x 150' - Brown/Blue (AA5)
1	093680-08-04A	FT	Film - Multistripe - 3.6" x 150' - Brown/Green (AA6)
1	093680-08-05A	FT	Film - Multistripe - 3.6" x 150' - Green/Purple (AA7)
2	093705-01-06A	EA	Decal - Side Step - Passenger - Blue/Brown (AA5)
2	093705-01-04A	EA	Decal - Side Step - Passenger - Green/Brown (AA6)
2	093705-01-05A	EA	Decal - Side Step - Passenger - Purple/Green (AA7)
	093705-02-06A	EA	Decal - Side Step - Driver - Blue/Brown (AA5)
	093705-02-04A	EA	Decal - Side Step - Driver - Green/Brown (AA6)
	093705-02-05A	EA	Decal - Side Step - Driver - Purple/Green (AA7)
3	093681-03-01A	FT	Film - 1.4" x 150' - Gray
4	079351-31-000	EA	Decal - Flying "W"
5	093706-01-03A	EA	Decal - Side Step - Passenger - Brown/Blue (AA5)
5	093706-01-04A	EA	Decal - Side Step - Passenger - Brown/Green (AA6)
5	093706-01-05A	EA	Decal - Side Step - Passenger - Green/Purple (AA7)
	093706-02-03A	EA	Decal - Side Step - Driver - Brown/Blue (AA5)
	093706-02-04A	EA	Decal - Side Step - Driver - Brown/Green (AA6)
	093706-02-05A	EA	Decal - Side Step - Driver - Green/Purple (AA7)

Key	Part Number	U/M	Description
6	093707-02-03A	EA	Decal - Fender - Driver - Blue/Brown (AA5)
6	093707-02-04A	EA	Decal - Fender - Driver - Green/Brown (AA6)
6	093707-02-05A	EA	Decal - Fender - Driver - Purple/Green (AA7)
	069745-03-000	EA	Decal - "Winne"
	069745-04-000	EA	Decal - "Bago"
7	093707-01-03A	EA	Decal - Fender - Passenger - Blue/Brown (AA5)
7	093707-01-04A	EA	Decal - Fender - Passenger - Green/Brown (AA6)
7	093707-01-05A	EA	Decal - Fender - Passenger - Purple/Green (AA7)
8	093680-10-06A	FT	Film - Multistripe - 6.8" x 150' - Blue/Brown (AA5)
8	093680-10-03A	FT	Film - Multistripe - 6.8" x 150' - Blue/Brown (AA5)
8	093680-10-04A	FT	Film - Multistripe - 6.8" x 150' - Green/Brown (AA6)
8	093680-10-05A	FT	Film - Multistripe - 6.8" x 150' - Purple/Green (AA7)
9	093681-02-01A	FT	Film - 3.2" x 150' - Gray
10	075478-02-000	EA	Decal - Logo - "Minnie Winnie" - Chrome
	050313-22-000	EA	Decal - Logo - "Winnebago" - 2.9" - Chrome (Backwall)

These parts were used from 11/13/89 on.

For your convenience here are the Dupont Color Codes you can purchased locally.

Blue K8147

Brown LB419

Green B8211

Gray H9283

Purple No Dupont number available. Must be mixed by your local paint supplier.

1990 WF424RC INDEX

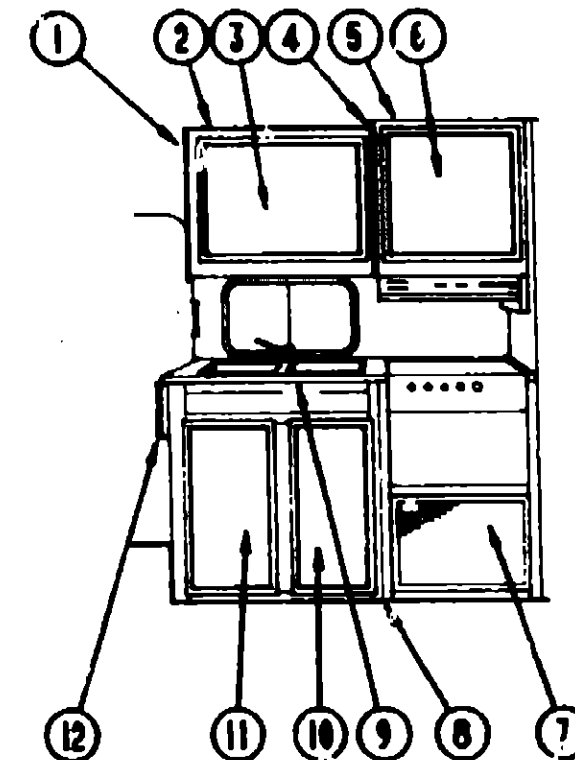
Floor Plan	A-07 - A-08
Accessories Group	A-09 - A-12
Bath Group	A-13 - A-14
Bedroom Group	A-15
Chassis Group	A-16 - A-20
Curtain, Cushion & Pad Group	A-21 - B-04
Dinette Group	B-05 - B-08
Driver's Compartment Group	B-07 - B-08
Electrical Group	B-10 - B-14
Exterior Body Group	B-15 - B-19
Galley Group	B-20 - B-24
Heating & Air Conditioning Group	C-01 - C-03
Interior Finish Group	C-04 - C-06
Labels Group	C-07 - C-14
LP Group	C-15
Lounge Group	C-16
Sealants & Fasteners Group	C-17 - C-19
Water & Sewage Group	C-20 - C-22
Window, Vent & Exterior Door Group	C-23 - D-13

EXTERIOR BODY GROUP (CONTINUED)

MISCELLANEOUS EXTERNALLY MOUNTED PARTS

Key	Part Number	U/M	Description
	063558-03-000	EA	Plumbing Seal - Roof Vent - 1.5 - Off White
	009126-02-000	EA	Assist Handle - Black
	069178-02-000	EA	Bracket - Mounting - Assist Handle - "L" Angle w/Holes
	067659-04-000	EA	Fill - City Water - Off White
	061240-03-000	EA	Fill - City Water - Lockable - Off White
	102768-01-000	EA	Holder - Compartment/Entry Door - Metal

GALLEY GROUP



GALLEY CABINETRY

Key	Part Number	U/M	Description
1	081280-06-W24	EA	Pad Asm. - End Cap - Galley Overhead - Vinyl
2	M82340-01-AA5	EA	Cabinet Asm. - Galley Overhead - w/o Doors or Hardware
3	M88304-84-AB6	EA	Door Asm. - Galley Overhead - 14.3" x 26.7" - w/o Hardware
4	081280-29-AA5	EA	Pad Asm. - End Cap - Range Overhead
5	M94767-07-AA5	EA	Cabinet Asm. - Range Overhead - w/o Door or Hardware
6	M88304-A9-AA5	EA	Door Asm. - Range Overhead - 14.3" x 21.8" - w/o Hardware
7	M92073-05-AA5	EA	Door Asm. - Furnace - 15.9" x 21.8" - w/o Hardware
8	M88568-01-AA5	EA	Cabinet Asm. - Galley w/Countertop - w/o Doors or Hardware
8	M88568-01-AA6	EA	Cabinet Asm. - Galley w/Countertop - w/o Doors or Hardware
8	M88568-01-AA7	EA	Cabinet Asm. - Galley w/Countertop - w/o Doors or Hardware
	M82184-11-AB6	EA	Drawer Asm. - 12" x 21.85" - w/o Clip (Option L1351)
9	M03091-01-AA5	EA	Countertop Asm. - Galley Countertop (AA5, AA6)
9	M03091-01-AA7	EA	Countertop Asm. - Galley Countertop (AA7)
10	M88304-13-AB6	EA	Door Asm. - Galley Cabinet - 14.3" x 33.4" - w/o Hardware
11	M88304-14-AB6	EA	Door Asm. - Galley Cabinet - 14.3" x 33.4" - w/o Hardware
12	080812-03-AA5	EA	Extension Asm. - Galley (AA5)
12	080812-03-AA6	EA	Extension Asm. - Galley (AA6)
12	080812-03-AA7	EA	Extension Asm. - Galley (AA7)
*12	080812-C4-AA5	EA	Extension Asm. - Galley (AA5, AA6)
*12	080812-04-AA7	EA	Extension Asm. - Galley (AA7)
	M88304-12-AA5	EA	Door Asm. - Refrigerator Cabinet - 18.1" x 24" - w/o Hardware
	079806-03-W30	EA	Rack Asm. - Magazine

* These parts are used from 12/04/89 on.

1990 WINNEBAGO TABLE OF CONTENTS

INTRODUCTION	A-01 - A-02
ABBREVIATIONS	A-03
ALPHABETICAL/GROUP REFERENCE	A-04 - A-06
WF424RC	A-07 - D-14
WF426RT	D-15 - G-18
WF427RT	G-19 - K-01

1990 WF424RC INDEX

Floor Plan	A-07 - A-08
Accessories Group	A-09 - A-12
Bath Group	A-13 - A-14
Bedroom Group	A-15
Chassis Group	A-16 - A-20
Curtain, Cushion & Pad Group	A-21 - B-04
Dinette Group	B-05 - B-06
Driver's Compartment Group	B-07 - B-09
Electrical Group	B-10 - B-14
Exterior Body Group	B-15 - B-19
Galley Group	B-20 - B-24
Heating & Air Conditioning Group	C-01 - C-03
Interior Finish Group	C-04 - C-06
Labels Group	C-07 - C-14
LP Group	C-15
Lounge Group	C-16
Sealants & Fasteners Group	C-17 - C-19
Water & Sewage Group	C-20 - C-22
Window, Vent & Exterior Door Group	C-23 - D-13

GALLEY GROUP (CONTINUED)

GALLEY APPLIANCES

Key	Part Number	U/M	Description
	094038-02-000	EA	Refrigerator - 3-Way Small Double Door - Norcold 663 (Option L04E)
	094038-04-000	EA	Refrigerator - 2-Way Small Double Door - Norcold 662
	084879-03-700	EA	Cooling Unit
	064473-03-719	EA	Flue
	088248-01-709	EA	Heater A/C
	075217-01-737	EA	Control Module
	094039-04-702	EA	Power Supply (2-Way)
	094039-01-737	EA	Power Supply (3-Way)
	094039-04-701	EA	Eyebrow (2-Way)
	094039-01-701	EA	Eyebrow (3-Way)
	094039-04-700	EA	P.C. Board (2-Way)
	094039-01-700	EA	P.C. Board (3-Way)
	084880-01-715	EA	Shut-Off Valve - Manual
	084880-01-713	EA	Male Connector
	064473-01-702	EA	Orifice
	084248-01-706	EA	Burner
	088248-01-708	EA	Ignition Electrode
	084880-01-733	EA	Dairy Keeper
	084880-01-734	EA	Hinge Bracket - Top Right/Bottom - Left (Brown)
	094039-01-723	EA	Hinge Bracket - Top Right/Bottom - Left (Black)
	094039-01-707	EA	Upper Door Handle Asm. (Brown)
	094039-01-708	EA	Upper Door Handle Asm. (Black)
	094039-01-705	EA	Upper Door Liner - White (Brown)
	094039-01-706	EA	Upper Door Liner - White (Black)
	084880-01-735	EA	Hinge Bracket - Top Left/Bottom - Right (Brown)
	094039-01-724	EA	Hinge Bracket - Top Left/Bottom - Right (Black)
	075217-01-738	EA	Switch Rocker - 3 Position - Black
	084880-01-732	EA	Latch
	084880-02-700	EA	Lower - Flange
	094039-01-732	EA	Front Cover - Bottom Trim - Black
	094039-01-712	EA	Door Bin - w/Silver Border - Gray
	094039-01-718	EA	Milk Bin - w/Silver Trim - Gray
	084880-01-747	EA	Hole Plug
	094039-01-722	EA	Hole Plug - Hinge Holes - Black
	094039-01-711	EA	Juice Rack - w/Silver Trim
	094039-01-726	EA	Evaporator Shelf
	084880-03-707	EA	Cover - Lamp or Bulb
	094039-01-733	EA	Wire Shelf - Middle
	094039-01-734	EA	Wire Shelf w/Riser - Top
	094880-01-722	EA	Crisper Cover
	094039-01-731	EA	Crisper w/Silver Trim - Gray
	094038-01-705	EA	Cabinet Asm. - Frame (Brown)
	094038-01-706	EA	Cabinet Asm. - Frame (Black)
	084880-01-746	EA	Cable
	084880-01-731	EA	Hinge - Pin
	094039-01-725	EA	Hinge Pin - Male - Black
	094039-01-729	EA	Hinge Pin Shaft - Center Hinge (Brown)
	094039-01-730	EA	Hinge Pin Shaft - Center Hinge (Black)
	094039-01-727	EA	Hinge Bracket - Center Hinge (Brown)
	094039-01-728	EA	Hinge Bracket - Center Hinge (Black)
	084880-01-749	EA	Hinge Bushing
	088248-01-707	EA	Sensor Electrode
	088248-01-710	EA	Heater DC (3-Way)

GALLEY GROUP (CONTINUED)

GALLEY APPLIANCES (CONTINUED)

Key	Part Number	U/M	Description
	094039-01-702	EA	Gasket - Upper - Gray
	094038-01-700	EA	Gasket - Lower - Gray
	094039-01-705	EA	Upper Door Liner - White (Brown)
	094039-01-706	EA	Upper Door Liner - White (Black)
	094038-01-701	EA	Lower Door Liner - White (Brown)
	094038-01-702	EA	Lower Door Liner - White (Black)
	094038-01-703	EA	Lower Door Handle Asm. (Brown)
	094039-01-716	EA	Lower Door Handle Asm. (Brown)
	094038-01-704	EA	Lower Door Handle Asm. (Black)
	094039-01-717	EA	Lower Door Handle Asm. (Black)
	084880-01-718	EA	Gas - Valve
	084880-03-705	EA	Bracket - Interior Refrigerator Light
	084880-03-706	EA	Lamp - Bulb
	084880-01-736	EA	Light Switch - Brown
	094039-01-703	EA	Hinge Plate - Left (Brown)
	094039-01-704	EA	Hinge Plate - Left (Black)
	094039-01-709	EA	Hinge Plate - Top - Right/Bottom - Left (Brown)
	094039-01-710	EA	Hinge Plate - Top - Right/Bottom - Left (Black)
	094039-01-741	EA	Tray - Shelf - Plastic - Gray
	084880-01-753	EA	Thermister - 75° w/o Clip
	096983-09-01A	EA	Hood - Range - w/Monitor Panel - Almond (US)
	096983-10-01A	EA	Hood - Range - w/Monitor Panel - Almond (CSA)
	096983-10-701	EA	Face Plate (Screened) LVS 1997
	096983-09-700	EA	Metal Face Plate (Screened) LVS 1995
	090973-01-700	EA	Motor - LVS CA508-1
	090973-01-702	EA	Blade - Fan - LVS VA183-1
	092698-01-709	EA	Bulb - 912 - Ventline VA415
	092698-01-710	EA	Socket - Light - Ventline CB267-2
	096983-01-708	EA	Lens - Lamp - Ventline CC179
	096983-01-707	EA	Filter - Grease - 8" x 8" - LVS CC246
	079353-01-704	EA	Circuit Board - Tanks - LVS 5062
	075470-01-703	EA	Switch - ON/Momentary - Jensen RP1016
	075470-01-705	EA	Switch - On/Off/On Momentary - Jensen RP1014
	092698-01-701	EA	Knob - Cable Lever - Plastic - Black - Ventline CC225
	096983-01-709	EA	Switch & Lever - Module - 17 1/2" - Ventline CB547-4
	092698-01-703	EA	Fuse Holder - Ventline CC195
	079353-01-700	EA	Test Connector - LVS 7904
	092698-02-01A	EA	Vent - Range Hood - w/Door - Off White

NOTE: Items indented below assembly are serviceable parts for that assembly.

1990 WINNEBAGO TABLE OF CONTENTS

INTRODUCTION	A-01 - A-02
ABBREVIATIONS	A-03
ALPHABETICAL/GROUP REFERENCE	A-04 - A-08
WF424RC	A-07 - D-14
WF426RT	D-15 - G-18
WF427RT	G-19 - K-01

1990 WF424RC INDEX

Floor Plan	A-07 - A-08
Accessories Group	A-09 - A-12
Bath Group	A-13 - A-14
Bedroom Group	A-15
Chassis Group	A-16 - A-20
Curtain, Cushion & Pad Group	A-21 - B-04
Dinette Group	B-05 - B-06
Driver's Compartment Group	B-07 - B-09
Electrical Group	B-10 - B-14
Exterior Body Group	B-15 - B-19
Galley Group	B-20 - B-24
Heating & Air Conditioning Group	C-01 - C-03
Interior Finish Group	C-04 - C-06
Labels Group	C-07 - C-14
LP Group	C-15
Lounge Group	C-16
Sealants & Fasteners Group	C-17 - C-19
Water & Sewage Group	C-20 - C-22
Window, Vent & Exterior Door Group	C-23 - D-13

GALLEY GROUP (CONTINUED)

GALLEY APPLIANCES (CONTINUED)

Key	Part Number	U/M	Description
	055282-02-000	EA	Range w/Oven - 4 Burner - Almond - Magic Chef BT16NA-4Z-50
	055282-03-700	EA	Thermostat - Magic Chef 993-476
	055282-03-702	EA	Knob - Thermostat - Magic Chef 50-20281
	055282-03-708	EA	Bumper - Main Top - Plastic Plug - Magic Chef 744-176
	049045-01-742	EA	Burner Asm. - Oven - Magic Chef 50-20216
	081374-02-701	EA	Regulator - Pressure - Magic Chef 976-27
	049045-01-703	EA	Valve - Top Burner - Magic Chef 997-584
	064782-02-705	EA	Handle - Oven Door - Black - Magic Chef 50-25104
	049045-01-728	EA	Broiler Pan w/o Insert - Magic Chef 50-22114-2
	064782-02-709	EA	Glass - Oven Door - Magic Chef 50-26096
	098507-02-703	EA	Glass - Oven Door - Outer - Magic Chef 50-27096-1
	098507-02-704	EA	Panel - Oven Door - Ebony - Magic Chef 2401F082-70
	098507-01-700	EA	Panel - Oven Door - Almond - Magic Chef 2401F075-74
	098507-02-700	EA	Filter - Pilot - Magic Chef 735-126
	098507-02-702	EA	Deflector - Vent - Magic Chef 50-27039-1
	098507-02-701	EA	Insert - Burner (Slotted Vent) - Magic Chef 7214P015-60
	064782-02-701	EA	Shield - Deflector Flue - Black - Magic Chef 50-25039-1
	049045-01-741	EA	Insert - Broiler Pan - Magic Chef 5022119-1 or 2
	064782-02-710	EA	Bracket - Front Glass - Magic Chef 56-62097
	064782-02-712	EA	Grate - Top Burner - Square Holes - Magic Chef 50-25439
	064782-02-714	EA	Fitting - Pipe Nipple - 1/8" - Magic Chef 863-1
	064782-02-708	EA	Valve - Mercury Control - Magic Chef 999-626
	064782-02-711	EA	Top - Main - Almond - 4 Burner - Magic Chef 50-27764A
	064782-02-712	EA	Grate - Top Burner - Square Holes - Magic Chef 50-25439
	064782-02-715	EA	Clip - Grate - Magic Chef 413-00015
	081374-03-000	EA	Range Top - 4 Burner w/o Oven - Magic Chef BT85NA-4 (Option L1351A)
	081374-03-700	EA	Trim - Cab - Rear - Almond - Magic Chef 3608F016-74
	081374-03-701	EA	Trim - Cab - Front - Almond - Magic Chef 3608F015-74
	081374-03-704	EA	Regulator - Pressure - Magic Chef 7510P032-60
	081374-03-703	EA	Trim - Back - Almond - Magic Chef 3608F009-74
	049045-01-703	EA	Valve - Top Burner - Magic Chef 997-584
	064782-02-712	EA	Grate - Top Burner - Square Holes - Magic Chef 50-2543
	064782-02-715	EA	Clip - Grate - Magic Chef - 413-00015
	081374-03-000	EA	Range Top - 4 Burner w/o Oven - Magic Chef BT 85 NA-4
	081374-03-700	EA	Trim - Cab - Rear - Almond - Magic Chef 3608F016-74
	081374-03-701	EA	Trim - Cab - Front - Almond - Magic Chef 3608F015-74
	081374-03-704	EA	Regulator - Pressure - Magic Chef 7510P032-60
	081374-03-705	EA	Trim - Back - Almond - Magic Chef 3608F009-74
	049045-01-703	EA	Valve - Top Burner - Magic Chef 997-584
	064782-02-712	EA	Grate - Top Burner - Square Holes - Magic Chef 50-2543
	064782-02-715	EA	Clip - Grate - Magic Chef 413-00015
	064782-02-711	EA	Top - Main - Almond - 4 Burner Square - Magic Chef 50-27764A
	085280-03-000	EA	Cover - Burner - Range w/Oven - Bi-Fold - Almond - Magic Chef KL22A-1
	085280-04-000	EA	Cover - Burner - Range w/o Oven - Bi-Fold - Almond - Magic Chef KL16A-1
	091269-03-000	EA	Oven - Microwave - Magic Chef M16-10PB
	091269-03-701	EA	Plate - Ceramic - 9.5" Dia. - Magic Chef 246-005
	091269-03-702	EA	Clip - Oven Shelf - White - Magic Chef 201-0044
	091269-05-000	EA	Oven - Microwave - Magic Chef M15E-9PB
	063752-01-000	EA	Shroud Asm. - Range

These parts are used with Option L1351A

NOTE: Items indented below assemblies are serviceable parts for that assembly.

GALLEY GROUP (CONTINUED)

GALLEY HARDWARE

Key	Part Number	U/M	Description
	077404-02-000	EA	Drawer - Plastic - 20" x 12.7"
	009049-01-000	EA	Table Support - Drop Leaf
	074493-02-000	EA	Support - Overhead Sprung Door
	093586-03-000	EA	Catch - Spring Roller
	093586-04-000	EA	Strike - Spring Steel
	098654-C1-000	EA	Sink - Double - w/Mounting Hardware - SST
	066437-01-000	EA	Strainer - Galley Sink w/Basket
	091253-01-000	EA	Gasket - Faucet
	011053-04-000	EA	Faucet - 8" Swing Spout
	055516-01-000	EA	Bracket - Front Tiedown - Range w/Oven
	055516-02-000	EA	Bracket - Rear Tiedown - Range w/Oven
	081587-01-000	EA	Bracket - Tiedown - Range - Right
	081587-02-000	EA	Bracket - Tiedown - Range - Left
	067544-01-000	EA	Bracket - Tiedown - Refrigerator - Left
	067544-02-000	EA	Bracket - Tiedown - Refrigerator - Right
	054450-01-000	EA	Level - Refrigerator
	065225-01-000	EA	Plate - Tiedown - Refrigerator
	094756-01-01A	EA	Bracket - Microwave - Tan
	085280-04-000	EA	Cover - Burner - Bi-Fold - Almond
	059777-02-000	EA	Hinge - Cabinet Door - Burnished Brass
	074981-01-000	EA	Cutting Board - Maple - Unfinished
	077409-02-000	EA	Drawer Slide - Mounted To Cabinet - 20.75" - Plastic
	093288-01-01A	EA	Tray - Silverware - 12.7" x 20" - Beige
	093288-03-C1A	EA	Tray - Silverware - 10.2" x 17.6" - Beige
	100081-01-01A	EA	Tray - Silverware - 9" x 13.3" - Almond - Rubbermaid
	058334-01-000	EA	Wastebasket - 9 3/4" x 7" x 10" - White - Rubbermaid
	104181-01-01A	EA	Support Leaf - 5.3" - Extends to 7.5" - Safety Ring
	081530-01-AA9	EA	Sink Cover Large
	090329-01-000	FT	Seal "T" - Refrigerator Cabinet
	072852-01-000	EA	Smoke Detector w/9 Volt Battery
	094756-01-01A	EA	Bracket - "L" Microwave - 4.6" Long x 3.9" Wide - Steel - Tan
	094750-01-000	EA	Bracket Asm. - Microwave
	094745-01-01A	EA	Trim - Microwave - Lower - Black
	094774-01-01A	EA	Trim - Microwave - Either Side - .5" x 14.8" - Metal - Black
	094774-03-01A	EA	Trim - Microwave - Either Side - 1.5" x 14.8" - Metal - Black

1990 WINNEBAGO TABLE OF CONTENTS

INTRODUCTION	A-01 - A-02
ABBREVIATIONS	A-03
ALPHABETICAL/GROUP REFERENCE	A-04 - A-06
WF424RC	A-07 - D-14
WF426RT	D-15 - G-18
WF427RT	G-19 - K-01

1990 WF424RC INDEX

Floor Plan	A-07 - A-08
Accessories Group	A-09 - A-12
Bath Group	A-13 - A-14
Bedroom Group	A-15
Chassis Group	A-16 - A-20
Curtain, Cushion & Pad Group	A-21 - B-04
Dinette Group	B-05 - B-08
Driver's Compartment Group	B-07 - B-09
Electrical Group	B-10 - B-14
Exterior Body Group	B-15 - B-19
Galley Group	B-20 - B-24
Heating & Air Conditioning Group	C-01 - C-03
Interior Finish Group	C-04 - C-06
Labels Group	C-07 - C-14
LP Group	C-15
Lounge Group	C-16
Sealants & Fasteners Group	C-17 - C-19
Water & Sewage Group	C-20 - C-22
Window, Vent & Exterior Door Group	C-23 - D-13

HEATING & AIR CONDITIONING GROUP

HEATING & AIR CONDITIONING GROUP (CONTINUED)

ROOF AIR CONDITIONER (Option L2903A)

Key	Part Number	U/M	Description
	092440-01-000	EA	Air Conditioner - Roof - 13,500 BTU
	092441-01-000	EA	Ceiling Asm. - A/C - 220 Volt Roof Air Conditioner - 13,000 BTU

ROOF AIR CONDITIONER (Option L2901A)

Key	Part Number	U/M	Description
	093763-01-04A	EA	Air Conditioner - 110 Volt & Roof Mount - 13,500 BTU - TSR
	093763-04-700	EA	Shroud-Roof A/C - w/o Logos
	093306-01-701	EA	Decal PKG. Left & Right
	091225-01-709	EA	Start Relay
	091225-01-710	EA	Start Capacitor
	073742-02-704	EA	Run Capacitor (Compressor)
	081606-01-708	EA	Limit Switch (Open 160, Close)
	093763-01-712	EA	Fan Blade - Condenser
	076303-01-712	EA	Motor
	093763-01-702	EA	Overload
	093763-01-703	EA	Impeller - 7" Dia x 2.8" Wide
	093763-01-704	EA	Capacitor Fan
	093763-01-707	EA	Evaporator Coil
	093763-01-708	EA	Condenser Coil
	093763-01-709	EA	Compressor
	093764-01-000	EA	Ceiling Asm. - A/C Cool Only - TSR
	042204-01-709	EA	Thermostat In-64 - Out-58
	042205-01-702	EA	Thermostat In-89 - Out-58
	073742-01-701	EA	Selector Switch (5 Terminal)
	073742-01-703	EA	Decal - Heat & Cool
	093763-01-705	EA	Decal - Heat & Cool - Thermostat
	091225-01-713	EA	Knob (2 Per Package)
	091606-01-712	EA	Ceiling Shroud (Ivory)
	073742-01-702	EA	Decal Cool Only
	076303-01-707	EA	Filter - 6" x 14 3/4" x 1/2" - 12 Per PKG
	093763-01-710	EA	Single Parts Package
	093763-01-711	EA	Gasket Package
	091225-01-717	EA	Decal (Thermostat) Cool Only
	084077-03-000	EA	Cover - Blank - Roof Air Conditioner - 5.2" x 3.5" - Ivory
	092633-02-02A	EA	Cover - Blank - Roof Air Conditioner - 5.1" x 5.1" - Off White

NOTE: Items indented below assemblies are serviceable parts for that assembly.

REAR AUXILIARY HEATER (w/MOTOR AID (Option L6111A)

Key	Part Number	U/M	Description
	084405-01-000	EA	Heater Asm. - Rear - Ducted - w/Motor Aid - Evans
	084405-01-700	EA	Heater Core
	084405-01-701	EA	Fan Blades
	084405-01-702	EA	Motor Asm. - 12V
	056464-05-000	EA	Register - 4" Plastic - w/o Dampers
	084374-01-000	EA	Bracket - Switch - Heater
	084374-02-000	EA	Bracket - Switch - Heater
	084404-01-000	EA	Switch - Off/Low/Med/High - Black
	084410-02-000	EA	Decal - Rear Auto Heater
	079059-01-000	EA	Hose - 90° - 61" T.D. x 4" x 36"

NOTE: Items indented below assemblies are serviceable parts for that assembly.

FURNACES

Key	Part Number	U/M	Description
	075695-01-000	EA	Furnace - Direct Ignition - 24,000 BTU - Suburban
	075695-01-703	EA	Pipe - Gas Inlet - Suburban 170758
	075695-01-704	EA	Manifold Asm. - Suburban X170757
	075695-01-708	EA	Microswitch Asm. - Suburban X230510
	075695-01-710	EA	Cabinet Front - Suburban 100808
	075695-01-711	EA	Cabinet Asm. - Suburban X100962
	075695-01-712	EA	Tube For Vent Cap Asm. - 2 7/8" - Suburban 260093
	092300-01-723	EA	Motor - Suburban 231206
	093365-01-000	EA	Thermostat - Furnace - Suburban 160902
	075696-02-714	EA	Vent Cap & Exhaust Tube Asm. - Suburban 260164
	092300-01-712	EA	Burner Asm. - Suburban X010701
	092300-01-720	EA	Wheel - Room Air - Suburban 350113
	075696-01-703	EA	U Clip - Tinnerman - Suburban 121379
	075696-02-703	EA	Collar - Duct - Suburban 050715
	075696-02-705	EA	Harness - Power Supply - Suburban 520322
	092300-01-706	EA	Door - Burner Access - Suburban 030523
	092300-01-704	EA	Gasket - Electrode - Suburban 070163
	075696-02-709	EA	Disc - Glass - Suburban 310026
	069634-01-732	EA	Gasket - Burner Access Door - Suburban 070398
	069633-01-706	EA	Screw - Vent Cap - Suburban 121249
	069634-01-706	EA	Module Board - Suburban 230587
	069634-01-707	EA	Switch - Fan - Suburban 230575
	069634-01-733	EA	Relay - Time Delay - Suburban 231202
	069634-01-709	EA	Elbow - 90° - Black Iron - Suburban 170082
	069634-01-729	EA	Valve - Gas - Johnson - Suburban 160832
	069634-01-712	EA	Gasket - Manifold - Suburban 070408
	069633-01-701	EA	Orifice - Main Burner - Suburban 0180222
	092300-01-724	EA	Gasket - Motor Mount - Suburban 070384
	092300-01-727	EA	Gasket - Combustion Air Housing - Suburban 070386
	075696-02-735	EA	Housing - Combustion Air - Outside - Suburban 390240
	069634-01-716	EA	Valve - Manual Shutoff - Suburban 160740
	092300-01-705	EA	Electrode - Suburban 230956
	075696-02-728	EA	Gasket - Crossover Tube - Suburban 070385
	075696-02-729	EA	Crossover Tube - Suburban X05051
	075696-01-706	EA	Housing - Combustion Air Asm. - Suburban X390179
	074466-01-717	EA	Thermostat
	075696-02-000	EA	Furnace - 34,000 BTU, Suburban - w/o Thermostat
	075695-01-711	EA	Cabinet Asm. - Suburban X100962
	075696-01-703	EA	U Clip - Tinnerman - Suburban 121378
	075695-01-710	EA	Front - Cabinet - Suburban 100808
	075696-02-703	EA	Collar - Duct - Suburban 050715
	094334-01-000	EA	Plug - Electrical - 3 Position - Furnace - Suburban 520
	092300-01-705	EA	Electrode - Suburban 230956
	092300-01-706	EA	Door - Burner Access - Suburban 030523
	092300-01-704	EA	Gasket - Electrode - Suburban 070163
	069634-01-732	EA	Gasket - Burner Access Door - Suburban 070398
	069633-01-700	EA	Switch - Limit - Suburban 230496
	069634-01-706	EA	Module Board - Suburban 231427
	069634-01-733	EA	Relay - Time Delay 20 & 30 BTU - Suburban 231202
	075696-02-714	EA	Vent Cap & Exhaust Tube Asm. - Suburban 260164
	092300-01-712	EA	Burner Asm. - Suburban X010701
	069634-01-720	EA	Orifice - Main Burner - Suburban 0180222
	069634-01-712	EA	Gasket - Manifold - Suburban 070408
	075695-01-704	EA	Manifold Asm. - Suburban X170757
	069634-01-729	EA	Valve - Gas - Johnson - Suburban 160832
	075695-01-703	EA	Pipe - Gas Inlet - Suburban 170858
	075696-02-721	EA	Gasket - Gas Inlet Pipe - Suburban 070432
	069634-01-709	EA	Elbow - 90° - Black Iron - Suburban 170082
	069634-01-716	EA	Valve - Manual Shutoff - Suburban 160740
	092300-01-720	EA	Wheel - Room Air - Suburban 350113
	092300-01-721	EA	Blower Housing Assembly - Suburban 390283

NOTE: Items indented below assemblies are serviceable parts for that assembly.

1990 WINNEBAGO
TABLE OF CONTENTS

INTRODUCTION	A-01 - A-02
ABBREVIATIONS	A-03
ALPHABETICAL/GROUP REFERENCE	A-04 - A-08
WF424RC	A-07 - D-14
WF426RT	D-15 - G-18
WF427RT	G-19 - K-01

1990 WF424RC INDEX

Floor Plan	A-07 - A-08
Accessories Group	A-09 - A-12
Bath Group	A-13 - A-14
Bedroom Group	A-15
Chassis Group	A-16 - A-20
Curtain, Cushion & Pad Group	A-21 - B-04
Dinette Group	B-05 - B-06
Driver's Compartment Group	B-07 - B-09
Electrical Group	B-10 - B-14
Exterior Body Group	B-15 - B-19
Galley Group	B-20 - B-24
Heating & Air Conditioning Group	C-01 - C-03
Interior Finish Group	C-04 - C-06
Labels Group	C-07 - C-14
LP Group	C-15
Lounge Group	C-16
Sealants & Fasteners Group	C-17 - C-19
Water & Sewage Group	C-20 - C-22
Window, Vent & Exterior Door Group	C-23 - D-13

FURNACES (CONT.)

Key	Part Number	U/M	Description
	092300-02-702	EA	Microswitch Asm. - Suburban X230509
	075696-02-727	EA	Bracket - Motor Mount - Suburban 062138
	075696-02-728	EA	Gasket - Crossover Tube - Suburban 070385
	075696-02-729	EA	Crossover Tube - Suburban X050751
	075696-01-700	EA	Motor Asm. - Suburban 231208
	092300-01-724	EA	Gasket - Motor Mount - Suburban 070384
	075696-02-732	EA	Housing Asm. - Combustion Air - Suburban X390410
	092300-01-726	EA	Wheel - Comb Air
	092300-01-727	EA	Gasket - Combustion Air Housing - Suburban 070386
	075696-02-735	EA	Housing - Combustion Air - Outside - Suburban 390240
	074466-01-717	EA	Thermostat
	009198-01-000	FT	Duct - Flexible - 4" ID x 25'
	069636-02-000	EA	Connector Duct
	056464-01-000	EA	Register - 4" Dia. - Plastic - w/Damper
	056464-02-000	EA	Register - 4" Dia. - Plastic - w/o Damper
	009200-01-000	EA	Tape - Furnace - 1 1/2"
	023146-01-000	EA	Clamp - Screw Type - 4"
	093365-01-000	EA	Thermostat- Furnace - Suburban (Wall)

NOTE: Items indented below assemblies are serviceable parts for that assembly.

INTERIOR MOLD & TRIM

Key	Part Number	U/M	Description
	089733-70-000	EA	Batt Strip - Regal Oak - 8' (Woodgrain)
	085284-03-000	FT	Regal Oak - Adhesive Tape (Woodgrain)
	088263-30-000	EA	Batt Strip - Crossilk - Spetter (Ceiling)
	088263-31-000	EA	Batt Strip - Slate - 8' (Main Wall) (AA5)
	088263-45-000	EA	Batt Strip - Teal - 8' (Main Wall) (AA6)
	088263-26-000	EA	Batt Strip - Plum - 8' (Main Wall) (AA7)
	088263-44-000	EA	Batt Strip - Ann's Lace - 8' (AA7)
	088263-19-000	EA	Batt Strip - Bone - 8'
	085284-29-000	FT	Batt Strip - Slate - Adhesive Tape (AA5)
	085284-33-000	FT	Batt Strip - Teal - Adhesive Tape (AA6)
	085284-15-000	FT	Batt Strip - Plum - Adhesive Tape (AA7)
	085284-66-000	FT	Batt Strip - Forest Oak - Adhesive Tape (AA7)
	086229-01-000	EA	Retainer - Batten - Ceiling - .75" Wide - 7.6'
	086229-04-000	EA	Batten - 1" - Ceiling Molding - Ivory
	065740-01-000	EA	Brace - Cabinet Corner - Plastic
	082111-01-000	EA	Cover - Roof Break - 2.28" Wide - Champagne
	009812-17-000	EA	F-Molding - .5" - Regal Oak
	085746-01-000	FT	J-Trim - Carpet - 1.2" x .5" Angle - 10' Long - Beige
	009815-09-000	FT	T-Molding - .75" - Modern Ivory
	083620-01-000	FT	T-Molding - w/Edge Lips - .75" - Brown
	083620-04-000	FT	T-Molding - w/Edge Lips - .75" - Light Oak
	076325-16-000	FT	Molding - Edge Band - 1 5/16" Wide - Regal Oak
	076325-19-000	FT	Molding - Edge Band - 1 5/16" Wide - Almond (AA5, AA6)
	076325-21-000	FT	Molding - Edge Band - 1 5/16" Wide - Platinum (AA7)
	086279-02-000	FT	Trim - Insert - .9" - Plastic - Off White
	022992-08-000	FT	Molding - Reverse Cove - T-Shaped - Vinyl - Off White
	042357-11-000	EA	Molding - Corner - Radius - 1.5" x 7" - Plastic - Lt. Oak
	079653-04-000	EA	Molding - Batt Strip - Kerled - Woodgrain
	081294-02-000	EA	Molding - Shelf - Notched Wood - 8' Long
	078323-05-W24	EA	Molding - Wall Cap - 77.17"
	078323-06-X14	EA	Molding - Wall Cap - Lips Both Sides - 6.5' Long
	077840-01-W30	EA	Molding - Wall Cap - 1.4" x 8' - L-Shaped Wood
	081521-02-007	EA	Mount - Metal - For Radius Corner Molding - 12.5'
	080176-02-000	EA	Corner Cap - Radius Corner Molding - Lt. Oak
	070504-06-000	FT	U-Channel - .815" - Royal Oak
	009778-07-000	FT	U-Channel - 1" - Regal Oak
	009767-10-000	FT	Wetling - Mahogany
	009767-12-000	FT	Wetling - Off White
	093873-01-02A	EA	Trim - Carpet - L-Angle - 1.1" x 1.3" x 12' - Vinyl - Tan
	100659-01-AB1	EA	Trim - Floor - 72" x 1" x 1/2" - Wood
	078539-01-000	EA	Trim - Cab Carpet - Passenger Side - 29" Long
	078539-02-000	EA	Trim - Cab Carpet - Driver Side - 29" Long
	047034-02-000	SF	Plastic - Carpet - 4' Wide - Clear
	086279-02-000	FT	Trim Insert - .9" Plastic - Off White
	093743-01-02A	SF	Plastic - ABS - 11.5" Wide - Off White (Roof)

MISCELLANEOUS

Key	Part Number	U/M	Description
	053552-02-W04	EA	Handle Asm. - Assist - Vinyl - Beige
	094499-01-000	EA	Fire Extinguisher - 10 BC - w/Bracket (US)
	094499-02-000	EA	Fire Extinguisher - 10 BC - w/Bracket (CSA)
	072852-01-000	EA	Smoke Detector w/9 Volt Battery
	054185-35-000	EA	Owners Manual - 1990
	099048-01-000	EA	Inverter - 100 Watt

1990 WINNEBAGO
TABLE OF CONTENTS

INTRODUCTION	A-01 - A-02
ABBREVIATIONS	A-03
ALPHABETICAL/GROUP REFERENCE	A-04 - A-08
WF424RC	A-07 - D-14
WF426RT	D-15 - G-18
WF427RT	G-19 - K-01

1990 WF424RC INDEX

Floor Plan	A-07 - A-08
Accessories Group	A-09 - A-12
Bath Group	A-13 - A-14
Bedroom Group	A-15
Chassis Group	A-16 - A-20
Curtain, Cushion & Pad Group	A-21 - B-04
Dinette Group	B-05 - B-06
Driver's Compartment Group	B-07 - B-09
Electrical Group	B-10 - B-14
Exterior Body Group	B-15 - B-19
Galley Group	B-20 - B-24
Heating & Air Conditioning Group	C-01 - C-03
Interior Finish Group	C-04 - C-06
Labels Group	C-07 - C-14
LP Group	C-15
Lounge Group	C-16
Sealants & Fasteners Group	C-17 - C-19
Water & Sewage Group	C-20 - C-22
Window, Vent & Exterior Door Group	C-23 - D-13

INTERIOR FINISH GROUP (CONTINUED)

PANELING & COUNTERTOP

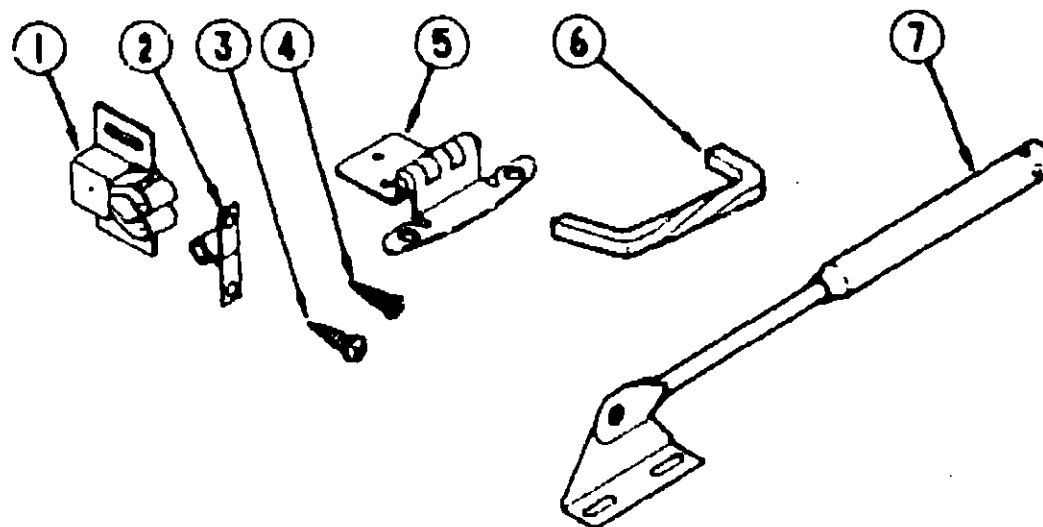
Key	Part Number	U/M	Description
	074497-10-000	SF	Paneling - Regal Oak - 48" x 84" (Cabinets)
	044497-20-000	SF	Paneling - Forest Oak - 48" x 84" (TV Stand)
	074497-14-000	SF	Paneling - Crosscut - 48" x 84" (Ceiling)
	088272-46-000	SF	Paneling - Decor - Slate - 48" x 84" (Main Wall) (AA5)
	088272-86-000	SF	Paneling - Decor - Teal - 48" x 84" (Main Wall) (AA6)
	088272-43-000	SF	Paneling - Decor - Plum - 48" x 84" (Main Wall) (AA7)
	088272-48-000	SF	Paneling - Decor - Slate - 48" x 84" (Galley & Bath) (AA5)
	088272-64-000	SF	Paneling - Decor - Heather - 48" x 84" (Galley & Bath) (AA7)
	088272-38-000	SF	Paneling - Decor - Bone - 48" x 84" (Wet Bath)
	088272-72-000	SF	Paneling - Shower - Travertine White - 4' x 7' (28 SF)
	083618-02-000	SF	Plywood - Oak - 1 Side Finished - 3/16" x 4' x 8' (32 SF)
	074498-32-000	SF	Plastic - Laminate - Neutral - 60" x 96" (Countertop) (AA5, AA6)
	074498-31-000	SF	Plastic - Laminate - Gray - 60" x 96" (Countertop) (AA7)
	076325-19-000	FT	Edge Molding - Almond (AA5, AA6)
	076325-21-000	FT	Edge Molding - Platinum (AA7)
	057882-04-000	SF	Tambour Door - 4' x 8' - Steel

These parts were used from 4/9/91 on.

CABINETRY & TABLE HARDWARE

Key	Part Number	U/M	Description
	076767-02-000	EA	Cable - 1/16" x 16.5" - SST
	077404-02-000	EA	Drawer - Plastic - 20" x 12.7" - Beige
	077409-02-000	EA	Slide - Plastic Drawers
	009059-01-000	EA	Hinge - 2" - Brass
	064781-05-000	EA	Cup Holder - Two Step - Beige
	024281-07-000	EA	Bracket - Lower Wall Mount
	053200-05-000	EA	Bracket - Upper Wall Mount - 23.5" - Beige
	024275-05-000	EA	Rod - Table Lift
	049493-08-000	EA	Catch - Table Leg - Mounts on Floor
	092593-01-04A	EA	Catch - Leg Mounted - Round - 1.4" Dia. - Beige
	098410-01-000	EA	Hanger - Table
	062046-01-000	EA	Clip - Leg - Pedestal Table - 1.7" x 2.2"
	041194-01-000	EA	Base - Pedestal Table - Flush Mount (Option L63B)
	092707-01-01A	EA	Molding - Wood Table Leg - 27" - Regal Oak
	093550-01-000	EA	Bracket - Hinge - Mounts To Leg & Table Top - 1.7" x 2.6"
	009040-06-000	EA	Leg - Pedestal Table - 27.5" (Option L63B)
	016604-03-000	EA	Brace - Cabinet - "L" Angle - 2.5" - Beige
	084466-02-000	EA	Slide - Drawer - Right Side - Drawer Mounted
	084466-03-000	EA	Slide - Drawer - Left Side - Drawer Mounted
	084466-04-000	EA	Slide - Cabinet - Right Side - 17.9" to 31.1"
	084466-05-000	EA	Slide - Cabinet - Left Side - 17.9" to 31.1"

INTERIOR FINISH GROUP (CONTINUED)



CABINET DOOR HARDWARE

Key	Part Number	U/M	Description
1	093586-03-000	EA	Catch - Spring Roller
2	093586-04-000	EA	Strike - Steel Spring
3	000G68-06-10G	EA	Screw - 6-18 x 5/8 POH - Antique Brass
4	000G13-06-10G	EA	Screw - 6-20 x 5/8 PFH - Antique Brass
5	059777-02-000	EA	Hinge - Cabinet Door - Burnished Brass
6	096645-01-000	EA	Pull - Cabinet - Twist - Polished Brass
7	074493-02-000	EA	Support - Piston Spring - Overhead Door

FABRIC & FLOOR COVERINGS

Key	Part Number	U/M	Description
	096008-01-000	YD	Fabric - Upholstery - Patterned Velour (AA5)
	096008-02-000	YD	Fabric - Upholstery - Patterned Velour (AA6)
	096008-17-000	YD	Fabric - Upholstery - Patterned Velour (AA7)
	088274-33-000	YD	Fabric - Upholstery - Accent (AA5)
	088274-80-000	YD	Fabric - Upholstery - Accent (AA6)
	096008-25-000	YD	Fabric - Upholstery - Accent (AA7)
	088273-45-000	YD	Fabric - Bedspread - Plain (AA5)
	088273-46-000	YD	Fabric - Bedspread - Plain (AA6)
	088273-39-000	YD	Fabric - Bedspread - Patterned (AA7)
	088273-42-000	YD	Fabric - Bedroom Curtain - Plain (AA5, AA6)
	072333-74-000	YD	Fabric - Bedroom Curtain - Plain (AA7)
	081926-01-000	YD	Backing - Bedspread - White
	087272-01-000	YD	Lining - Drapery - 48" Ivory
	072333-67-000	YD	Vinyl - Shower Curtain - 72" Wide - Almond
	079680-01-000	YD	Vinyl - Expanded - Buckskin (End Caps)
	079680-09-000	YD	Vinyl - Off White
	089351-03-000	YD	Vinyl - Ceiling Diamond Design - 54" Wide
	047034-02-000	SF	Plastic - Carpet Runner - 4' Wide - Clear Poly
	096060-06-000	SY	Carpet - Tumbleweed (AA5)
	096060-12-000	SY	Carpet - Tumbleweed (AA6)
	072860-89-000	SY	Carpet - Blue Bonnet (AA6)
	096060-13-000	SY	Carpet - Blue Bonnet (AA5)
	072860-89-000	SY	Carpet - Rose Mist (AA7)
	093486-01-000	SY	Carpet - Compartment - 54" Wide - Dark Gray

These parts were used from 1/8/90 on.

1990 WINNEBAGO TABLE OF CONTENTS

INTRODUCTION	A-01 - A-02
ABBREVIATIONS	A-03
ALPHABETICAL/GROUP REFERENCE	A-04 - A-06
WF424RC	A-07 - D-14
WF426RT	D-15 - G-18
WF427RT	G-19 - K-01

1990 WF424RC INDEX

Floor Plan	A-07 - A-08
Accessories Group	A-09 - A-12
Bath Group	A-13 - A-14
Bedroom Group	A-15
Chassis Group	A-16 - A-20
Curtain, Cushion & Pad Group	A-21 - B-04
Dinette Group	B-05 - B-06
Driver's Compartment Group	B-07 - B-09
Electrical Group	B-10 - B-14
Exterior Body Group	B-15 - B-19
Galley Group	B-20 - B-24
Heating & Air Conditioning Group	C-01 - C-03
Interior Finish Group	C-04 - C-06
Labels Group	C-07 - C-14
LP Group	C-15
Lounge Group	C-16
Sealants & Fasteners Group	C-17 - C-19
Water & Sewage Group	C-20 - C-22
Window, Vent & Exterior Door Group	C-23 - D-13


LABELS GROUP

WARNING
OPEN GASOLINE CAP SLOWLY TO PREVENT
SUDDEN RELEASE OF TANK PRESSURE.
DO NOT OVERFILL TANK.
REPLACE WITH EQUIVALENT CAP ONLY.



UNLEADED FUEL ONLY

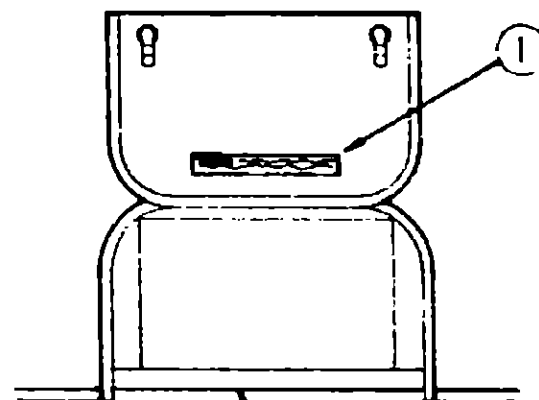
WARNING
ALL PILOT LIGHTS AND APPLIANCES SHALL
BE TURNED OFF DURING REFUELING OF MOTOR
FUEL TANKS AND/OR PERMANENTLY MOUNTED
LP-GAS CONTAINERS.



DOOR ASM-
FUEL FILL
REF

Key	Part Number	U/M	Description
1	087207-05-000	EA	Label - Fuel Cap Removal
2	062043-01-000	EA	Label - Unleaded Fuel
3	006040-01-000	EA	Tag - Gas Refueling Warning (US)
3	006040-02-000	EA	Tag - Gas Refueling Warning (CSA)

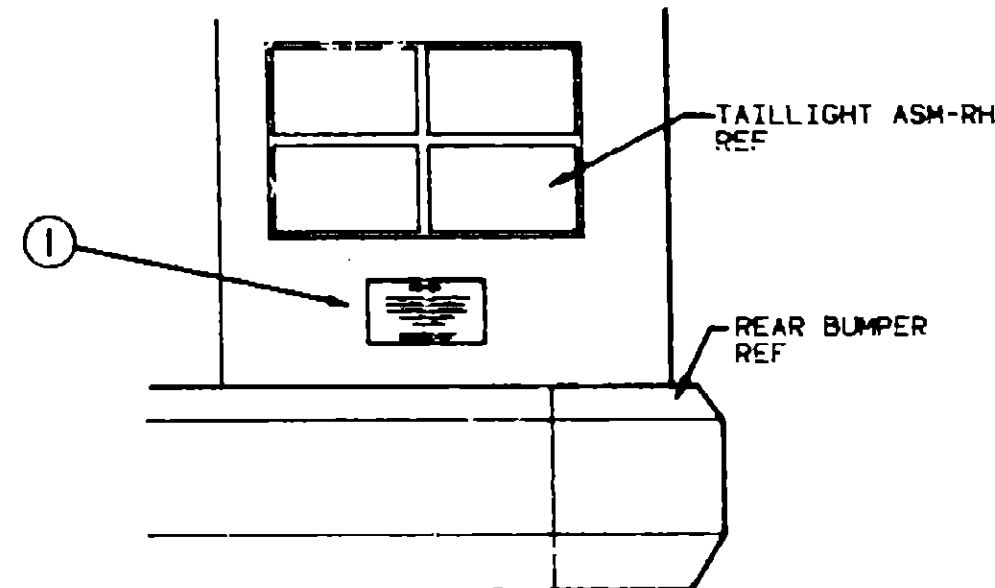
WARNING DISCONNECT BATTERIES BEFORE
CONNECTING EXTERNAL CHARGING EQUIPMENT.



BATTERY COMPARTMENT

Key	Part Number	U/M	Description
1	065748-01-000	EA	Label - Caution - Battery Charging

LABELS GROUP (CONTINUED)



TAILLIGHT ASM-RH
REF

REAR BUMPER
REF

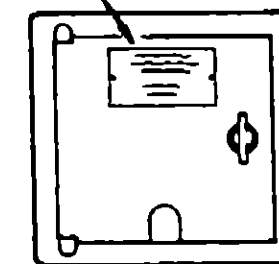
WARNING

DO NOT EXCEED THE VEHICLE WEIGHT RATINGS
OR LOADING RECOMMENDATIONS (E.G., GROSS
VEHICLE, GROSS AXLE, GROSS COMBINED) OF
THE CHASSIS MANUFACTURER OR
WINNEBAGO INC.

REFER TO YOUR OWNERS MANUAL,
BEFORE LOADING OR TOWING.

Key	Part Number	U/M	Description
1	075220-01-000	EA	Label - Warning - Exterior Load

1



DOOR ASM-
POWER CORD

THIS CONNECTION IS FOR
110-125 VOLT AC, 60HZ (CYCLES)
30 AMP. MAX SERVICE.

DO NOT CONNECT TO
HIGHER VOLTAGE

Key	Part Number	U/M	Description
1	006062-01-000	EA	Tag - Electrical - 110 Volt Connection

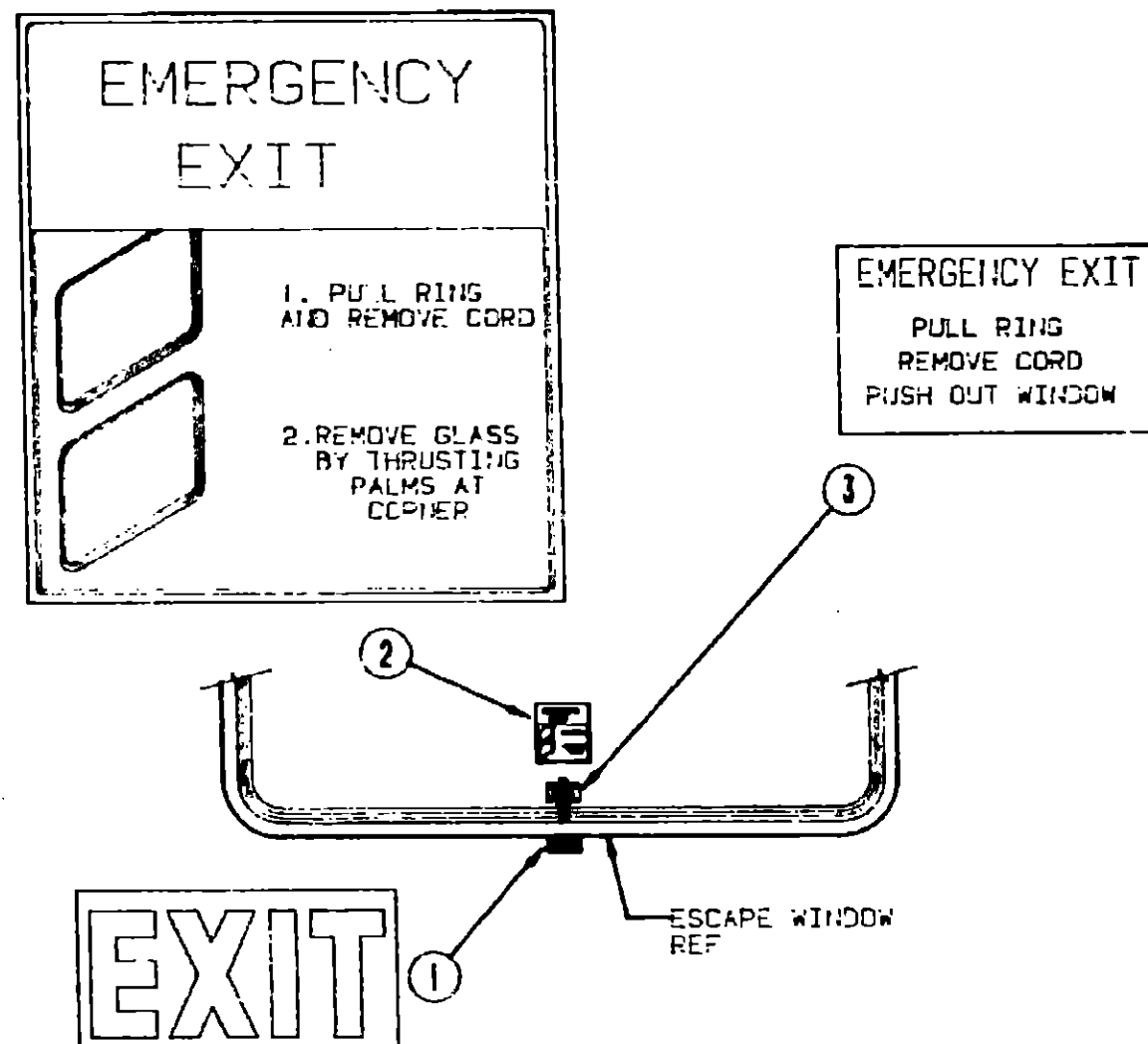
1990 WINNEBAGO TABLE OF CONTENTS

INTRODUCTION	A-01 - A-02
ABBREVIATIONS	A-03
ALPHABETICAL/GROUP REFERENCE	A-04 - A-06
WF424RC	A-07 - D-14
WF426RT	D-15 - G-18
WF427RT	G-19 - K-01

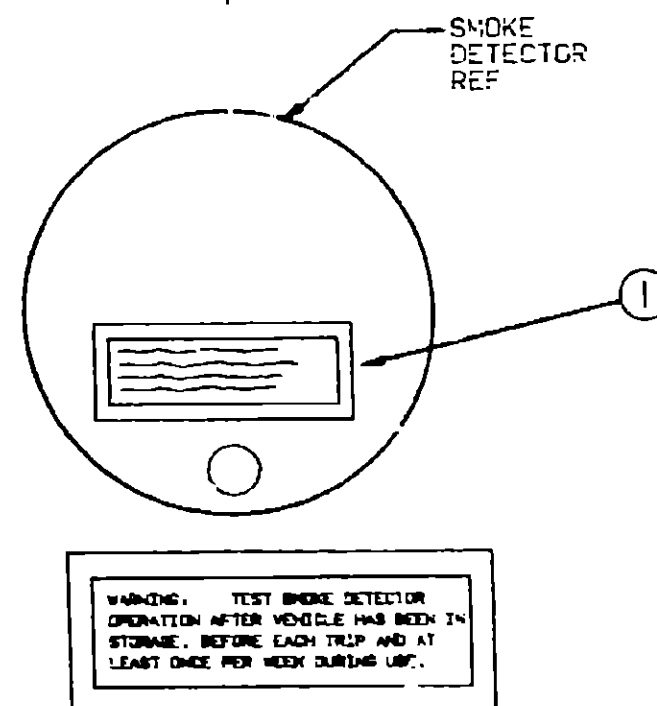
1990 WF424RC INDEX

Floor Plan	A-07 - A-08
Accessories Group	A-09 - A-12
Bath Group	A-13 - A-14
Bedroom Group	A-15
Chassis Group	A-16 - A-20
Curtain, Cushion & Pad Group	A-21 - B-04
Dinette Group	B-05 - B-06
Driver's Compartment Group	B-07 - B-09
Electrical Group	B-10 - B-14
Exterior Body Group	B-15 - B-19
Galley Group	B-20 - B-24
Heating & Air Conditioning Group	C-01 - C-03
Interior Finish Group	C-04 - C-06
Labels Group	C-07 - C-14
LP Group	C-15
Lounge Group	C-16
Sealants & Fasteners Group	C-17 - C-19
Water & Sewage Group	C-20 - C-22
Window, Vent & Exterior Door Group	C-23 - D-13

LABELS GROUP (CONTINUED)

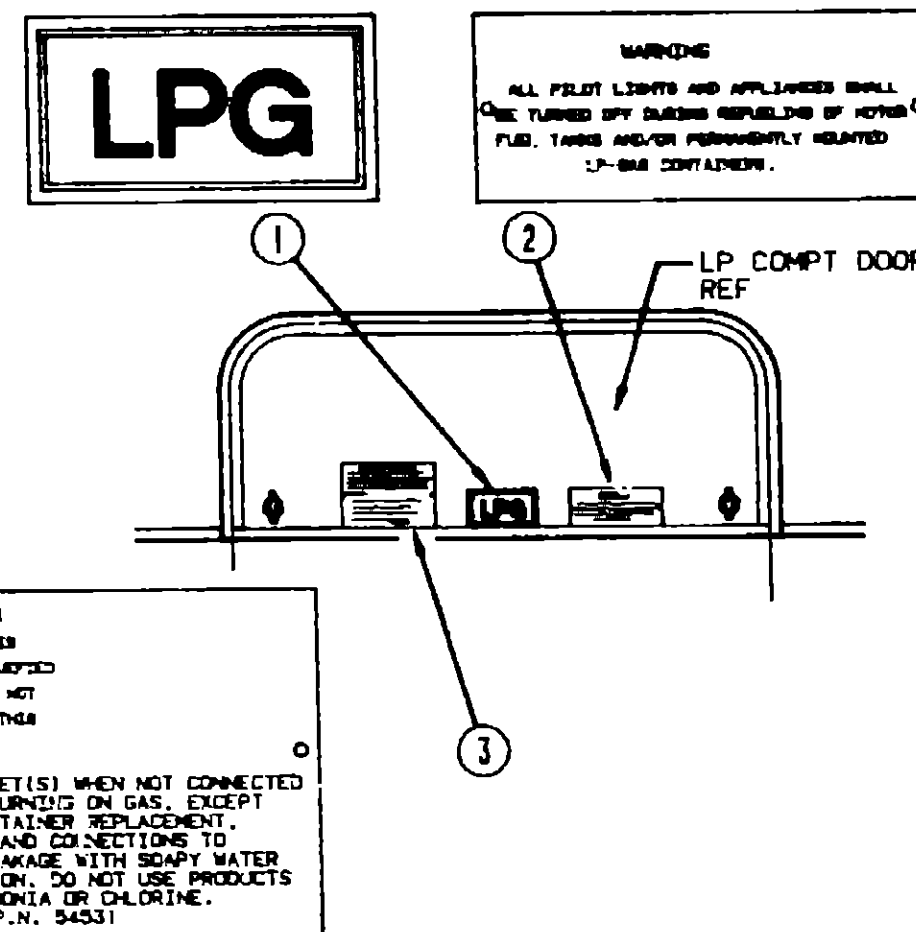


Key	Part Number	U/M	Description
1	039290-01-000	EA	Label - Warning - Exit
2	047731-01-000	EA	Label - Emergency Exit
3	006199-01-000	EA	Label - Exit - Escape Window

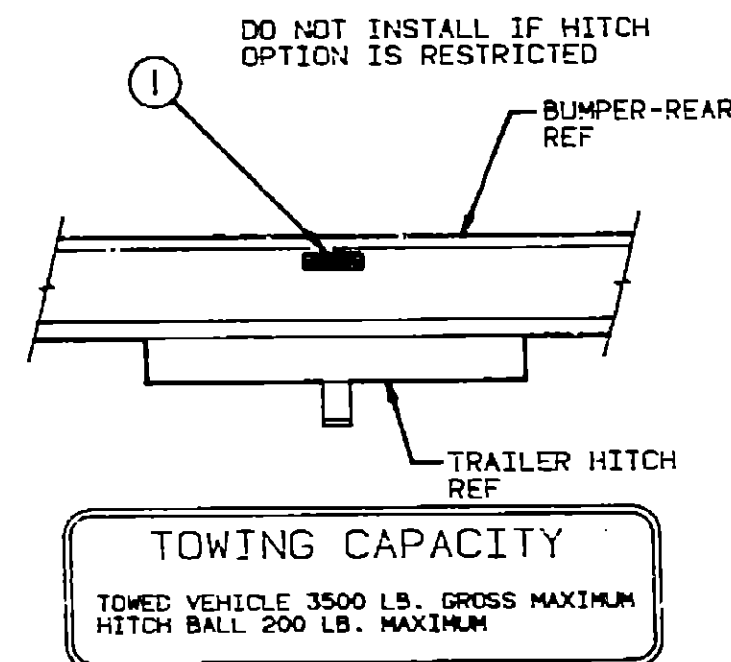


Key	Part Number	U/M	Description
1	077956-01-000	EA	Label - Warning - Smoke Detector

LABELS GROUP (CONTINUED)



Key	Part Number	U/M	Description
1	074559-01-000	EA	Label - "LPG" - 3.3" x 1.75" (California Code)
2	006040-01-000	EA	Tag - Gas Refueling Warning (US)
2	006040-02-000	EA	Tag - Gas Refueling Warning (CSA)
3	054531-01-000	EA	Label - LP Gas Only



Key	Part Number	U/M	Description
1	075221-01-000	EA	Label - Towing Capacity

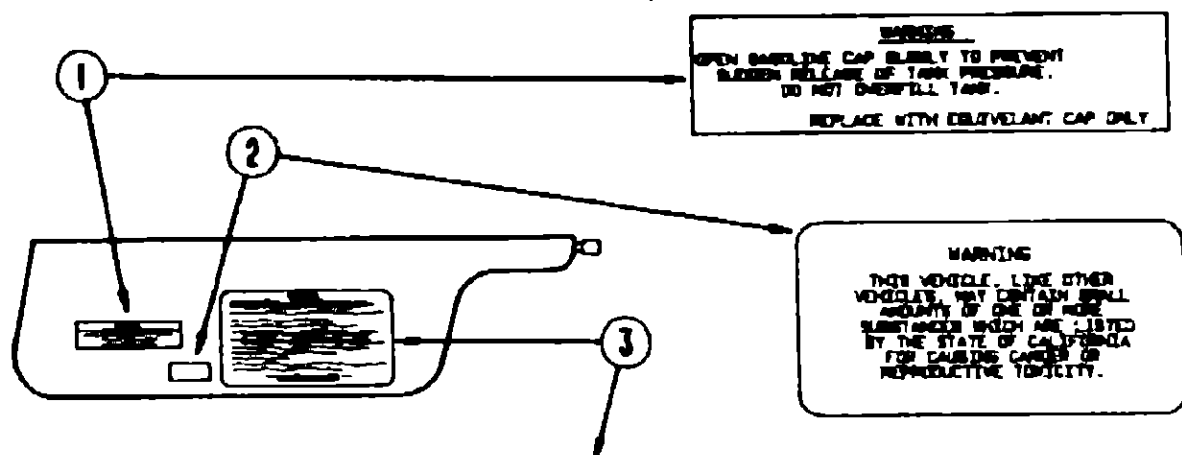
1990 WINNEBAGO TABLE OF CONTENTS

INTRODUCTION	A-01 - A-02
ABBREVIATIONS	A-03
ALPHABETICAL/GROUP REFERENCE	A-04 - A-06
WF424RC	A-07 - D-14
WF426RT	D-15 - G-18
WF427RT	G-19 - K-01

1990 WF424RC INDEX

Floor Plan	A-07 - A-08
Accessories Group	A-09 - A-12
Bath Group	A-13 - A-14
Bedroom Group	A-15
Chests Group	A-16 - A-20
Curtain, Cushion & Pad Group	A-21 - B-04
Dinette Group	B-05 - B-06
Driver's Compartment Group	B-07 - B-09
Electrical Group	B-10 - B-14
Exterior Body Group	B-15 - B-19
Galley Group	B-20 - B-24
Heating & Air Conditioning Group	C-01 - C-03
Interior Finish Group	C-04 - C-06
Labels Group	C-07 - C-14
LP Group	C-15
Lounge Group	C-16
Sealants & Fasteners Group	C-17 - C-19
Water & Sewage Group	C-20 - C-22
Window, Vent & Exterior Door Group	C-23 - D-13

LABELS GROUP (CONTINUED)



WARNING
THIS VEHICLE, LIKE OTHER VEHICLES, MAY CONTAIN SMALL AMOUNTS OF ONE OR MORE SUBSTANCES WHICH ARE LISTED BY THE STATE OF CALIFORNIA FOR CAUSING CANCER OR REPRODUCTIVE TOXICITY.

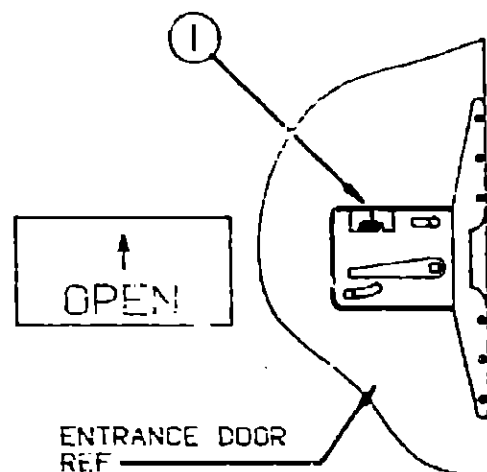
CAUTION

THIS MOTOR HOME HAS BEEN DESIGNED, MANUFACTURED AND TESTED WITH CONCERN FOR THE PROTECTION OF ITS OCCUPANTS. WE RECOMMEND YOU PERFORM THE FOLLOWING INSPECTIONS FOR YOUR SAFETY AND THE SAFETY OF YOUR PASSENGERS BEFORE STARTING YOUR VEHICLE.

1. LP GAS SYSTEM- TURN OFF AT TANK FOR TRAVELING. TEST FOR LEAKS UPON ARRIVAL AT DESTINATION. BEFORE LIGHTING PILOTS.
2. WHEELS- INSPECT FOR DAMAGE AND CHECK LUG NUTS FOR TIGHTNESS.
3. TIRES- INSPECT FOR WEAR AND DAMAGE AND CHECK FOR RECOMMENDED AIR PRESSURE.
4. LIGHTING- TEST FOR PROPER OPERATION OF ALL INTERIOR AND EXTERIOR LIGHTS INCLUDING DASH LIGHTS, HEADLIGHTS, TAIL LIGHTS, BRAKE LIGHTS, CLEARANCE LIGHTS AND TURN SIGNALS.
5. EXITS- INSPECT RELEASE MECHANISM ON EMERGENCY EXIT WINDOW. TEST BOTH LOCKS ON MAIN ENTRANCE DOOR FOR EASE OF OPERATION AND INSTRUCT PASSENGERS HOW TO USE BOTH MEANS OF ECT.
6. SEAT BELTS- DIRECT PASSENGERS TO DESIGNATED SEATS AND REQUIRE USE OF SEAT BELTS.
7. APPLIANCES- TURN OFF AND LATCH OR LOCK DOORS WHERE PROVIDED.
8. LOOSE PARCELS- STORE SECURELY.
9. UTILITY SUPPLY LINES- DISCONNECT ALL ELECTRICAL, SEWER AND WATER LINES AND SECURE PROPERLY.
10. ENTRANCE DOOR STEP- PLACE IN RETRACTED POSITION FOR TRAVELING.

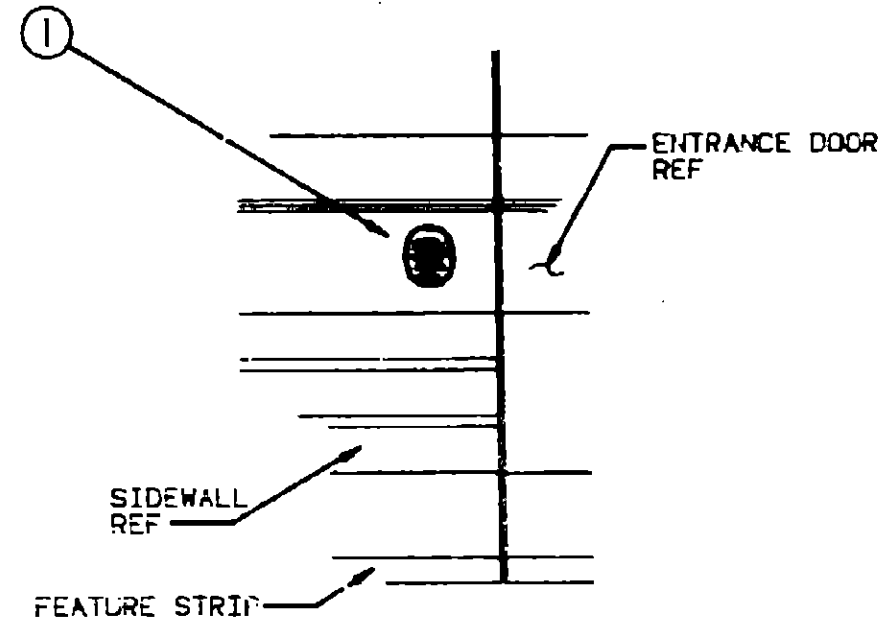
READ YOUR MOTOR HOME AND CHASSIS OWNER'S MANUAL FOR FURTHER PRECAUTIONS

Key	Part Number	U/M	Description
1	087207-05-000	EA	Label - Fuel Cap Removal
2	099689-01-000	EA	Label - Warning - Cancer/Toxicity
3	056259-01-000	EA	Label - Safety Check List



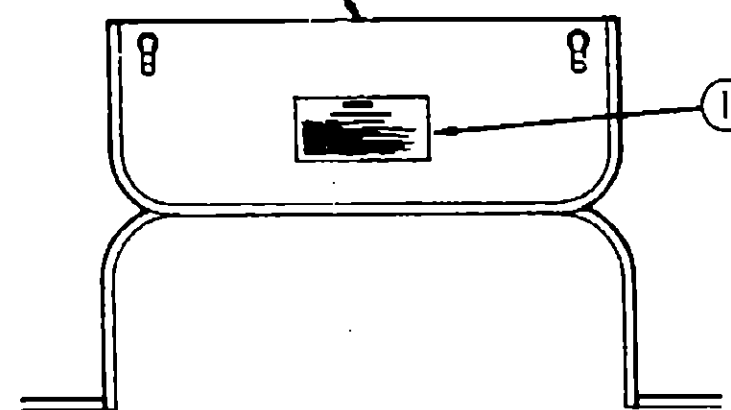
Key	Part Number	U/M	Description
1	040944-01-000	EA	Label - Open - Entrance Door

LABELS GROUP (CONTINUED)



Key	Part Number	U/M	Description
1	006019-01-000	EA	Tag - RVIA Approved - Plastic

GENERATOR COMP
DOOR REF



WARNING

WHEN ADDING A GENERATOR SET:

HIGH VOLTAGE-USE EXTREME CAUTION WHEN WORKING ON ELECTRICAL COMPONENTS.
HAVE ALL ELECTRICAL INSTALLATION PERFORMED BY A QUALIFIED LICENSED ELECTRICIAN-FOLLOW ALL STATE AND LOCAL CODES.
ONLY INSTALL GENERATOR SET APPROVED FOR R.V. APPLICATION. HAVE INSTALLED BY QUALIFIED TECHNICIAN.
TO AVOID HEAT BUILD-UP AND TO GUARANTEE AN ADEQUATE AIR SUPPLY TO THE GENERATOR COMPARTMENT, FOLLOW INSTALLATION INSTRUCTIONS.
GENERATOR EXHAUST GASES ARE TOXIC AND MUST NOT TERMINATE UNDER THE VEHICLE-DISCHARGE EXHAUST AWAY FROM VEHICLE.

Key	Part Number	U/M	Description
1	077510-01-000	EA	Label - Generator Prep

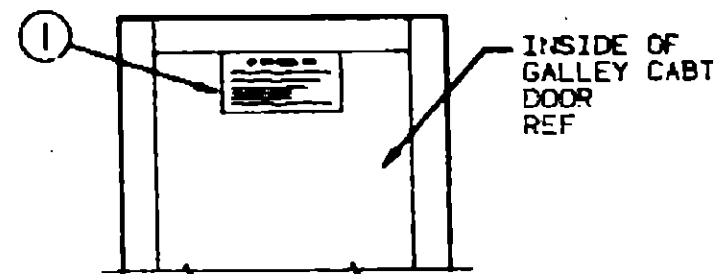
1990 WINNEBAGO TABLE OF CONTENTS

INTRODUCTION	A-01 - A-02
ABBREVIATIONS	A-03
ALPHABETICAL/GROUP REFERENCE	A-04 - A-08
WF424RC	A-07 - D-14
WF426RT	D-15 - G-18
WF427RT	G-19 - K-01

1990 WF424RC INDEX

Floor Plan	A-07 - A-08
Accessories Group	A-09 - A-12
Bath Group	A-13 - A-14
Bedroom Group	A-15
Chassis Group	A-16 - A-20
Curtain, Cushion & Pad Group	A-21 - B-04
Dinette Group	B-05 - B-06
Driver's Compartment Group	B-07 - B-09
Electrical Group	B-10 - B-14
Exterior Body Group	B-15 - B-19
Galley Group	B-20 - B-24
Heating & Air Conditioning Group	C-01 - C-03
Interior Finish Group	C-04 - C-06
Labels Group	C-07 - C-14
LP Group	C-15
Lounge Group	C-16
Sealants & Fasteners Group	C-17 - C-19
Water & Sewage Group	C-20 - C-22
Window, Vent & Exterior Door Group	C-23 - D-13

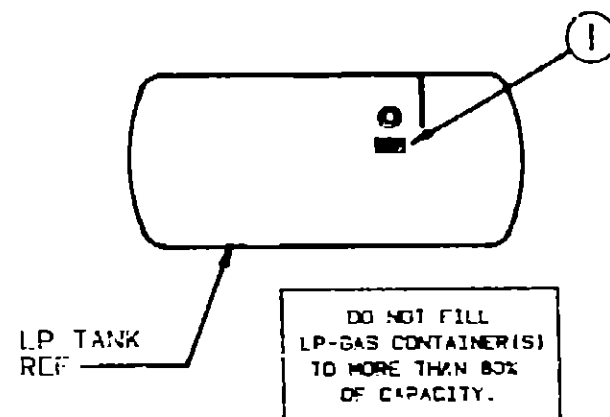
LABELS GROUP (CONTINUED)



IF YOU SMELL GAS

1. EXTINGUISH ANY OPEN FLAME, PILOT LIGHTS AND ALL SMOKING MATERIALS.
2. SHUT OFF THE GAS SUPPLY AT THE TANK VALVE OR GAS SUPPLY CONNECTION.
3. OPEN DOORS AND OTHER VENTILATING OPENINGS.
4. DO NOT TOUCH ELECTRICAL SWITCHES.
5. LEAVE THE AREA UNTIL ODOR CLEARS.
6. HAVE THE GAS SYSTEM CHECKED AND LEAKAGE SOURCE CORRECTED BEFORE USING AGAIN.

Key	Part Number	U/M	Description
1	073998-01-000	EA	Label - LPG - Odor Warning (US)
1	023769-01-000	EA	Label - LPG - Odor Warning (CSA)



Key	Part Number	U/M	Description
1	079965-01-000	EA	Label - LPG - 80% Capacity

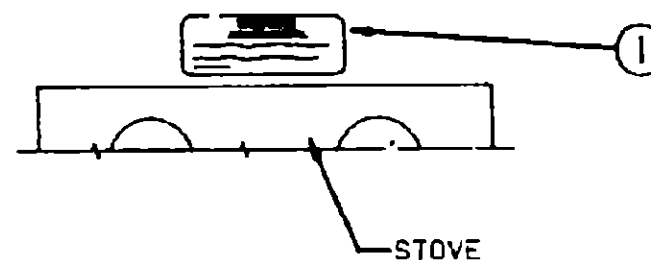
LABELS GROUP (CONTINUED)

WARNING

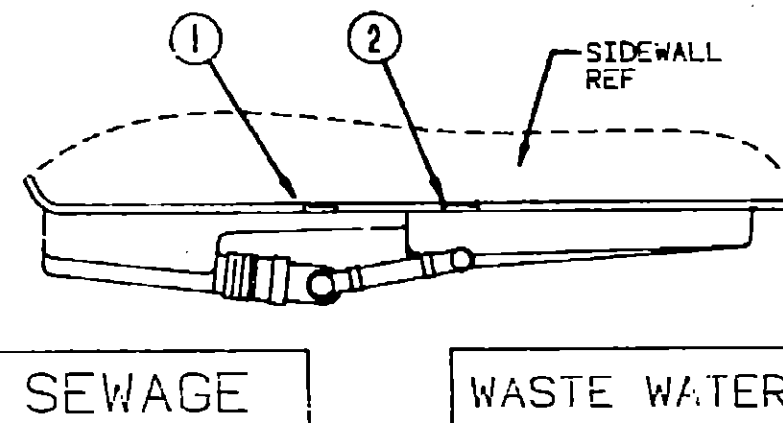
IT IS NOT SAFE TO USE COOKING APPLIANCE(S) FOR HEATING.

COOKING APPLIANCE(S) NEED FRESH AIR FOR SAFE OPERATION BEFORE OPERATION.

1. OPEN OVERHEAD VENT OR TURN ON EXHAUST FAN AND,
2. OPEN WINDOW.



Key	Part Number	U/M	Description
1	050225-01-000	EA	Label - Warning - Stove Vent (US)
1	050222-01-000	EA	Label - Stove Vent (CSA)



Key	Part Number	U/M	Description
1	006187-01-000	EA	Label - Sewage
2	006188-01-000	EA	Label - Waste Water

MISCELLANEOUS LABELS

Key	Part Number	U/M	Description
	006064-01-000	EA	Label - Seat - w/o Seat Belt (US)
	006064-02-000	EA	Label - Seat - w/o Seat Belt (USA)
	091243-01-000	EA	Label - A/C Cover

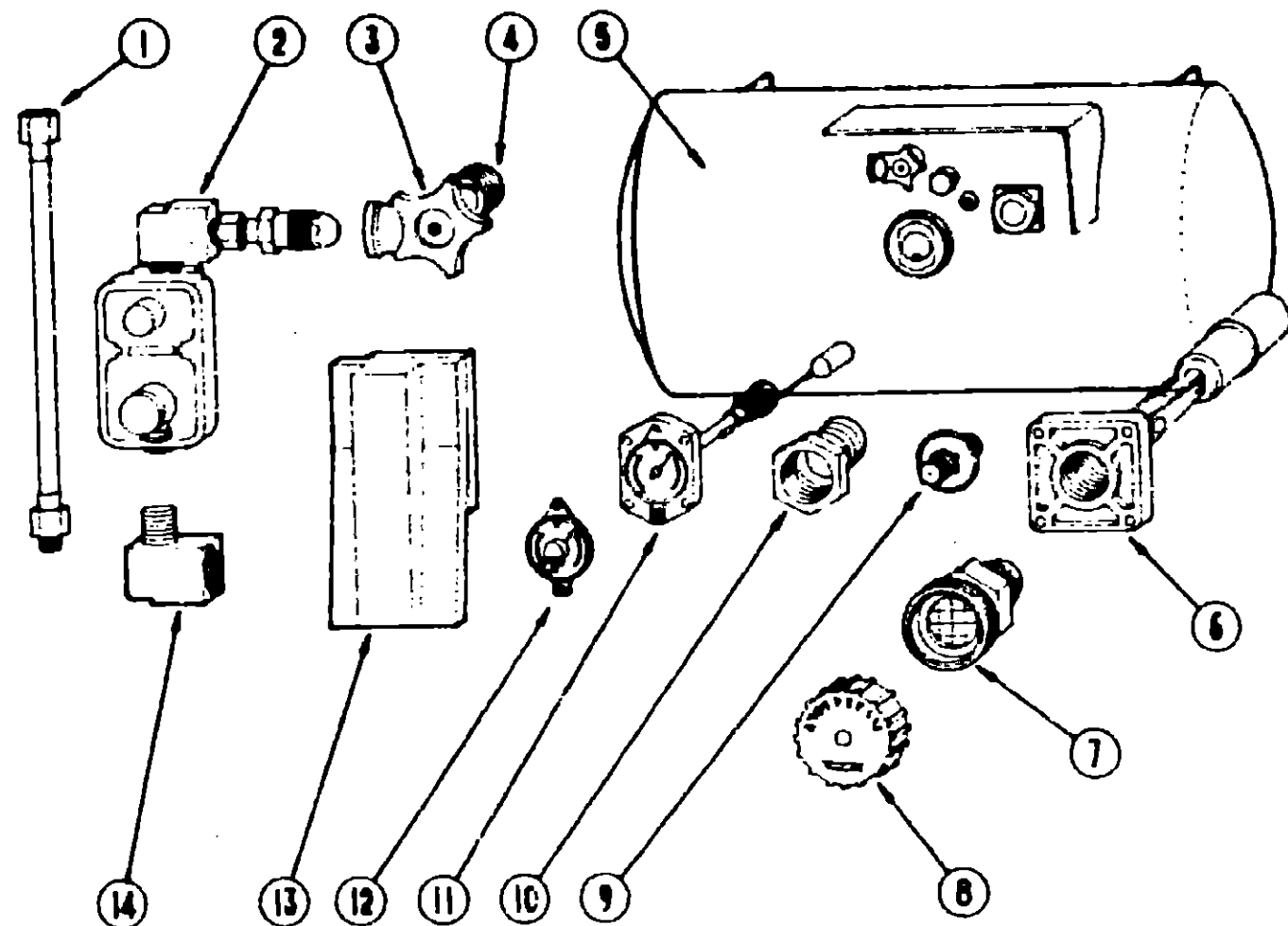
1990 WINNEBAGO TABLE OF CONTENTS

INTRODUCTION	A-01 - A-02
ABBREVIATIONS	A-03
ALPHABETICAL/GROUP REFERENCE	A-04 - A-06
WF424RC	A-07 - D-14
WF426RT	D-15 - G-18
WF427RT	G-19 - K-01

1990 WF424RC INDEX

Floor Plan	A-07 - A-08
Accessories Group	A-09 - A-12
Bath Group	A-13 - A-14
Bedroom Group	A-15
Chassis Group	A-16 - A-20
Curtain, Cushion & Pad Group	A-21 - B-04
Dinette Group	B-05 - B-06
Driver's Compartment Group	B-07 - B-09
Electrical Group	B-10 - B-14
Exterior Body Group	B-15 - B-19
Galley Group	B-20 - B-24
Heating & Air Conditioning Group	C-01 - C-03
Interior Finish Group	C-04 - C-06
Labels Group	C-07 - C-14
LP Group	C-15
Lounge Group	C-16
Sealants & Fasteners Group	C-17 - C-19
Water & Sewage Group	C-20 - C-22
Window, Vent & Exterior Door Group	C-23 - D-13


LP GROUP



LP TANK & PARTS

Key	Part Number	U/M	Description
1	045703-01-000	EA	Hose - LP - 3/8" ID x 24" - 3/8 MPT x 1/2 F Swivel (US)
1	045703-02-000	EA	Hose - LP - 3/8" ID x 24" - 3/8 MPT x 1/2 F Swivel (CSA)
2	076301-01-000	EA	Regulator - LPG - Two Stage
3	040421-01-708	EA	Handwheel - w/Service Valve
4	040421-01-712	EA	Service Valve w/o Vapor Relief
5	097821-01-000	EA	LP Tank - 60# - 14" x 30" - Brunner
6	040421-01-711	EA	Valve - 80% w/Float Plate, Bolts & Gasket
7	040421-01-701	EA	Valve - Short LP Filler w/Yellow Cap
8	040421-01-702	EA	Cap - LP Filler Valve - Plastic - Yellow
9	040421-01-700	EA	Valve - Liquid Level - 20% LP
10	040421-01-713	EA	Valve - Vapor Only
11	040421-01-707	EA	Gauge - Float w/Visible Dial
12	040440-02-000	EA	Transmitter - Dial - 0-90 OHM
13	081938-01-000	EA	Cover - LP Regulator
14	065318-02-000	EA	Elbow - 90° - 3/8" MPT to 3/8" FPT
	095624-01-000	EA	Elbow - 90° - 1/4" FPT x 1/4" FPT - Brass
	065742-01-000	EA	Tee - .38 F x .38 F x .25 FPT - Brass
	084884-01-000	EA	Plug - Brass - 3/8"
	065741-01-000	EA	Gauge - Diaphragm Pressure
	016188-01-000	EA	Grommet - Gas Line - .38 x 2.00 LG
	008042-01-000	EA	Tubing - Vinyl - .65" ID
	010323-01-000	EA	Adapter - Brass - 3/8 F x 1/2 MPT
	010377-01-000	EA	Nut - Brass - 3/8 F
	010377-02-000	EA	Nut - Brass - 3/8 Female - Forged
	010380-02-000	EA	Nut - Brass - 1/2" Female - Forged
	010265-01-000	EA	Elbow - Brass - 90° - 3/8" F x 1/2" FPT

LOUNGE GROUP



FRONT LOUNGE CABINETRY

Key	Part Number	U/M	Description
1	081280-08-X08	EA	Pad Asm. - End Cap - Entrance Overhead - Vinyl
2	M88544-01-AA5	EA	Cabinet - Entrance Overhead - w/o Doors or Hardware
3	M88304-99-AB6	EA	Door Asm. - Entrance Overhead - 10" x 19" - w/o Hardware
4	NOTE	EA	Swivel Chair

NOTE: See Curtain, Cushion & Pad Group for further breakdown of this item.

1990 WINNEBAGO TABLE OF CONTENTS

INTRODUCTION	A-01 - A-02
ABBREVIATIONS	A-03
ALPHABETICAL/GROUP REFERENCE	A-04 - A-08
WF424RC	A-07 - D-14
WF426RT	D-15 - G-18
WF427RT	G-19 - K-01

1990 WF424RC INDEX

Floor Plan	A-07 - A-08
Accessories Group	A-09 - A-12
Bath Group	A-13 - A-14
Bedroom Group	A-15
Chassis Group	A-16 - A-20
Curtain, Cushion & Pad Group	A-21 - B-04
Dinette Group	B-05 - B-06
Driver's Compartment Group	B-07 - B-09
Electrical Group	B-10 - B-11
Exterior Body Group	B-15 - B-19
Galley Group	B-20 - B-24
Heating & Air Conditioning Group	C-01 - C-03
Interior Finish Group	C-04 - C-06
Labels Group	C-07 - C-14
LP Group	C-15
Lounge Group	C-16
Sealants & Fasteners Group	C-17 - C-19
Water & Sewage Group	C-20 - C-22
Window, Vent & Exterior Door Group	C-23 - D-13

SEALANTS & FASTENERS GROUP

SCREWS & FASTENERS

Key	Part Number	U/M	Description
	000C12-05-16B	EA	Bolt - Hex - 5/16 - 18 x 1 - Zn 5
	000C12-10-24B	EA	Bolt - Hex - 5/8 - 11 x 1 1/2 - Zn 5
	000C13-07-48B	EA	Bolt - Hex - 7/16 - 20 x 3 - Zn 5
	000C18-0C-48B	EA	Bolt - Flange - 3/8 - 16 x 3 - Zn - Grade 5
	000C26-04-10B	EA	Bolt - Hex - Ser Flange - 1/4 - 20 x 5/8
	000C26-05-20B	EA	Bolt - Hex - Ser Flg 5/16 - 18 x 1 1/4" - Zinc
	000D24-10-00B	EA	Nut - Hex - Locking - 10-32 - Zn
	000D39-04-00B	EA	Nut - Hex - Ser Flange - Locking - 1/4 - 20 Zn
	000D39-05-00B	EA	Nut - Hex - Ser Flg Lk - 5/16 - 18 - Zn
	000D39-06-00B	EA	Nut - Hex - Ser Flg Lk - 3/8 - 16 - Zn
	000D39-08-00B	EA	Nut - Hex - Ser Flg Lk - 1/2 - 13 - Zn
	000D44-07-00B	EA	Nut - Hex - Ser Flg Lk - 7/16 - 20 - Zn
	000E13-11-00B	EA	Washer - Flat - 3/16" Wide - Zn
	000E13-14-00B	EA	Washer - Flat - 1/4" Wide - Zn
	000E13-20-00B	EA	Washer - Flat - 7/16" Wide - Zn
	000E14-10-00B	EA	Washer - Locking - No 10 Ext. Tooth - Zn
	000G11-06-10B	EA	Screw - 6 - 20 x 5/8 PPH - Zn
	000G11-06-10J	EA	Screw - 6 - 20 x 5/8 PPH - Brass
	000G11-07-08B	EA	Screw - 7 - 19 x 1/2 PPH - Zn
	000G11-08-06B	EA	Screw - 8 - 18 x 3/8 PPH - Zn
	000G11-08-08B	EA	Screw - 8 - 18 x 1/2 PPH - Zn
	000G11-08-12B	EA	Screw - 8 - 18 x 3/4 PPH - Zn
	000G11-08-12D	EA	Screw - 8 - 18 x 3/4 PPH - Black
	000G11-08-12E	EA	Screw - 8 - 18 x 3/4" PPH - Chrome
	000G11-08-12P	EA	Screw - 8 - 18 x .75 - Dark Brown
	000G11-08-12R	EA	Screw - 8 - 18 x .75 PPH - Beige
	000G11-08-12S	EA	Screw - 8 - 18 x .75 PPH - Off White
	000G11-08-16S	EA	Screw - 8 - 18 x 1.00 PPH - Off White
	000G11-10-12D	EA	Screw - 10 - 16 x 3/4 PPH - Black
	000G11-10-12S	EA	Screw - 10 - 16 x 3/4 PPH - Off White
	000G11-10-24P	EA	Screw - 10 - 16 x 1 1/2 PPH - Dark Brown
	000G12-06-08T	EA	Screw - 6 - 20 x 1/2 POH - Beige
	000G12-08-12R	EA	Screw - 8 - 18 x 3/4 POH - Beige
	000G12-08-12S	EA	Screw - 8 - 18 x 3/4 POH - Off White
	000G12-08-16S	EA	Screw - 8 - 18 x 1" POH - Off White
	000G13-06-08B	EA	Screw - 6 - 20 x 1/2 PFH - Zn
	000G13-06-10G	EA	Screw - 6 - 20 x 5/8 PFH - Antique Brass
	000G13-07-12B	EA	Screw - 7 - 19 x 3/4 PFH - Zn
	000G13-08-16B	EA	Screw - 8 - 18 x 1 PFH - Zn
	000G18-08-12B	EA	Screw - Machine - 8 - 32 x 3/4" PPH - Zn
	000G18-08-16B	EA	Screw - Machine - 8 - 32 x 1 PPH - Zn
	000G18-08-22B	EA	Screw - Machine - 8 - 32 x 1 3/8 PPH - Zn
	000G32-10-06B	EA	Screw - 10 - 32 x 3/8 PPH - Zn
	000G39-06-10T	EA	Screw - SF/DR - 6 - 20 x 5/8 PPH - Black
	000G39-06-16T	EA	Screw - SF/DR - 6 - 20 x 1 PPH - Black
	000G39-08-06B	EA	Screw - SF/DR - 8 - 18 x 3/8 PPH - Zn
	000G39-08-08B	EA	Screw - SF/DR - 8 - 18 x 1/2 PPH - Zn
	000G39-08-08S	EA	Screw - SF/DR - 8 - 18 x 1/2 PPH - Off White
	000G39-08-08R	EA	Screw - SF/DR - 8 - 18 x 1/2 PPH - Beige
	000G39-08-12B	EA	Screw - SF/DR - 8 - 18 x 3/4 PPH - Zn
	000G39-08-12R	EA	Screw - SF/DR - 8 - 18 x 3/4 PPH - Beige
	000G39-06-16S	EA	Screw - SF/DR - 8 - 18 x 1.00 PPH - Off White
	000G39-08-24B	EA	Screw - SF/DR - 8 - 18 x 1 1/2 PPH - Zn
	000G39-09-24S	EA	Screw - SF/DR - 8 - 18 x 1.50 PPH - Off White
	000G39-08-32B	EA	Screw - SF/DR - 8 - 18 x 2 - PPH - Zn
	000G39-10-10S	EA	Screw - SF/DR - 10 - 16 x .62" PPH - Off White
	000G39-10-12D	EA	Screw - SF/DR - 10 - 16 x 3/4 PPH - Black
	000G39-10-12R	EA	Screw - SF/DR - 10 - 16 x 3/4 - Beige
	000G39-10-20B	EA	Screw - SF/DR - 10 - 16 x 1 1/4 PPH - Zn
	000G39-12-12E	EA	Screw - SF/DR - 12 - 14 x 3/4 PPH - Chrome
	000G42-04-16B	EA	Screw - SF/DR 1/4 - 14 x 1 HWH - Zn

SEALANTS & FASTENERS GROUP (CONTINUED)

SCREWS & FASTENERS (CONTINUED)

Key	Part Number	U/M	Description
	000G53-04-08B	EA	Screw - Machine - 1/4 - 20 x 3/8 PPH - Zn
	000G54-04-20B	EA	Screw - 1/4 - 20 x 1 1/4 PTH Typ 23 - Zn
	000G56-12-48B	EA	Screw - Wood - 12 - 11 x 3 - POH
	000G60-10-28T	EA	Screw - SF/DR - 10 - 16 x 1.75 - Black
	000G67-10-08B	EA	Screw - 10 - 12 x 1/2 PPH - Zn
	000G67-10-08R	EA	Screw - 10 - 12 x 1/2 PPH - Beige - Type A
	000G67-10-10D	EA	Screw - 10 - 12 x 5/8 PPH - Black
	000G67-10-10B	EA	Screw - 10 - 12 x 5/8 PPH - Zn - Type A
	000G67-10-10R	EA	Screw - 10 - 12 x 5/8 PPH - Beige - Type A
	000G67-10-10S	EA	Screw - 10 - 12 x 5/8 PPH - Off White
	000G67-10-12B	EA	Screw - 10 - 12 x 3/4 PPH - Zn
	000G67-10-12P	EA	Screw - 10 - 12 x .75 PPH - Dark Brown
	000G67-10-12R	EA	Screw - 10 - 12 x 3/4 PPH - Beige
	000G67-10-12D	EA	Screw - 10 - 12 x .75 PPH - Tan
	000G68-10-36T	EA	Screw - 10 - 12 x 2.25" POH - Black
	000G67-10-16B	EA	Screw - 10 - 12 x 1 PPH - Zn
	000G67-10-16P	EA	Screw - 10 - 12 x 1 PPH - Dark Brown
	000G67-10-20D	EA	Screw - 10 - 12 x 1.25" PPH - Black
	000G67-10-24B	EA	Screw - 10 - 12 x 1 1/2 PPH - Zn
	000G67-10-32B	EA	Screw - 10 - 12 x 2 PPH - Zn
	000G67-10-36T	EA	Screw - 10 - 12 x 2.25 PPH - Black
	000G68-06-10G	EA	Screw - 6 - 18 x 5/8 POH - Antique Brass
	000H16-04-06R	EA	Rivet - Pop - AL 1/8 x .313 - .375
	005081-01-000	EA	Nut - Speed - C Type - No. 8 Screw
	062401-01-000	EA	Clamp - Hose - Wormgear - .81" x 1.75"
	062401-02-000	EA	Clamp - Hose - Wormgear - 1.56" - 2.5"
	062401-04-000	EA	Clamp - Hose - Wormgear - .69" x 1.25"
	062401-06-000	EA	Clamp - Hose - Wormgear - .22" x .62"
	007161-01-000	EA	Clamp - Hose - Spring Type - 1/2"
	008343-01-000	EA	Tie - Wire - 6"
	008386-01-000	EA	Grommet - Snap - 3/8
	008401-01-000	EA	Strap - Conduit - 3/4" - 1 Hole - Galvanized Steel
	010495-01-000	EA	Clamp - Cable - 9/16"
	010497-01-000	EA	Clamp - Closed - 5/8" ID
	010497-03-000	EA	Clamp - Closed - 1 ID - Cushioned
	010499-01-000	EA	Clamp - Closed - 3/8" ID
	016604-01-000	EA	Brace - Cabinet - Angled Metal - 2.5"
	083609-01-000	EA	Clamp - Wire Dual - Equal 5/8" Dia.
	084884-01-000	EA	Plug - Brass - 3/8"
	087721-01-000	EA	Screw - Flat Head - Tapping - 1/4 x 1 1/4 LG - Zn
	089371-01-000	EA	Screw - Machine - 8 - 32 x 3 5/16 - Zn
	075148-02-000	EA	Clamp - Grounding - Bronze Screws
	075908-01-000	EA	Screw - Machine - 10 - 32 x .56 PTH - Zn
	049465-04-000	EA	Screw - 10 - 16 x 1 PTH w/Washer - Beige
	076790-01-000	EA	Screw - 6 - 20 x 1 1/4 PPH - Black
	063729-04-000	EA	Rivet - 10 - 32 UNF - .010 - .080
	087277-02-000	EA	Washer - Plastic - Off White
	088497-01-000	EA	Nut - Inverted Flare - 3/16"
	088498-01-000	EA	Nut - Inverted Flare - 3/16"

1990 WINNEBAGO TABLE OF CONTENTS

INTRODUCTION	A-01 - A-02
ABBREVIATIONS	A-03
ALPHABETICAL/GROUP REFERENCE	A-04 - A-06
WF424RC	A-07 - D-14
WF426RT	D-15 - G-18
WF427RT	G-19 - K-01

1990 WF424RC INDEX

Floor Plan	A-07 - A-08
Accessories Group	A-09 - A-12
Bath Group	A-13 - A-14
Bedroom Group	A-15
Chassis Group	A-16 - A-20
Curtain, Cushion & Pad Group	A-21 - B-04
Dinette Group	B-05 - B-06
Driver's Compartment Group	B-07 - B-09
Electrical Group	B-10 - B-14
Exterior Body Group	B-15 - B-19
Galley Group	B-20 - B-24
Heating & Air Conditioning Group	C-01 - C-03
Interior Finish Group	C-04 - C-06
Labels Group	C-07 - C-14
LP Group	C-15
Lounge Group	C-16
Sealants & Fasteners Group	C-17 - C-19
Water & Sewage Group	C-20 - C-22
Window, Vent & Exterior Door Group	C-23 - D-13

SEALANTS & FASTENERS GROUP (CONTINUED)

SEALANTS & ADHESIVES

Key	Part Number	U/M	Description
	004020-01-000	OT	Adhesive - ABS Cement (Plastic Fittings)
	004005-02-000	GL	Adhesive - Swifts - Glue (Sidewalls)
	087211-01-000	GL	Adhesive - Promotor
	053766-07-000	EA	Bedding Compound - Tube - Beige (Exterior)
	053766-06-000	EA	Bedding Compound - Tube - Clear (Window)
	053766-08-000	EA	Bedding Compound - Tube - Gray (Exterior)
	102352-01-000	EA	Bedding Compound - Tube - Black (Luggage Compartment)
	053766-02-000	EA	Bedding Compound - Tube - Off White (Exterior)
	002326-02-000	EA	Block - Rubber Spacer (Windshield)
	091255-02-000	FT	Seal - Foam - 1.5 MM x 4.8 MM (Cabinets)
	104579-01-000	FT	Seal - Foam - Closed Cell (Exterior Shower)
	090340-01-000	FT	Seal - Foam - Closed Cell (Entrance Door)
	090329-01-000	FT	Seal - Refrigerator Cabinet
	077967-01-000	EA	Sealant - Acrylic Latex - Tube - Off White (Interior Sealant)
	034552-04-000	EA	Sealant - Silicone - Beige
	034552-02-000	EA	Sealant - Silicone - Clear
	034552-07-000	EA	Sealant - Silicone - Dark Gray
	034552-06-000	EA	Sealant - Silicone - Off White
	039518-01-000	EA	Sealant Silicone - Black
	069640-01-000	FT	Sealer Ribbon - .25" Bead x 20'
	069640-02-000	FT	Sealer Ribbon - .5" x .125" x 30'
	069640-03-000	FT	Sealer Ribbon - .75" x .125" x 30'
	069640-09-000	FT	Sealer Ribbon - 1/32" x 2.5" x 30'
	069640-06-000	FT	Sealer Ribbon - 5/16" Bead x 15'
	069640-07-000	FT	Sealer Ribbon - 2" x 3/32" x 30'
	069640-10-000	FT	Sealer Ribbon - 1/32" x 1.5" x 100'
	002707-02-000	FT	Sealer Tape - 5/16" x 1/2"
	074497-14-700	EA	Sealer - Stain (Ceiling)
	102353-01-700	EA	Seam Sealer - Tube - Gray (Roof Seams)
	094401-01-000	EA	Seam Sealer - Tube - Clear (Cap to Sidewall)
	063642-01-000	FT	Tape - Adhesive - .10mm x 1.5" Wide
	091968-03-000	FT	Tape - Adhesive - .040" x 1" Wide
	038886-01-000	EA	Tape - Butyl - .31" x .31" x 148" (Windshield)
	076322-01-000	FT	Tape - Foam - Double Coated - .025 x .75 x 72' (Fiberglass Sidewall Seams)
	076322-02-000	FT	Tape - Foam - Double Coated - .045 x 1" (Fiberglass Sidewall Seams)
	076322-03-000	FT	Tape - Foam - Double Coated - .045" x .50"
	100028-01-000	FT	Tape - Foam - Double Coated - .031 x .75 x 72' (Non-Structural Fastening)
	009200-01-000	EA	Tape - Furnace - 1.5"
	002825-01-000	FT	Weather Stripping (Roof Vent)
	081377-01-700	EA	Adhesive - Cyanoacrylate - 10GM
	100028-01-000	FT	Tape - Foam - Double Coated - .031" x .75" x 72' (Non-Structural Fastening)
	009200-01-000	EA	Tape - Furnace - 1.5"
	002825-01-000	FT	Weather Stripping (Roof Vent)
	081377-01-700	EA	Adhesive - Cyanoacrylate - 10 GM

WATER & SEWAGE GROUP

HOLDING TANKS

Key	Part Number	U/M	Description
	053520-01-000	EA	Tank - Water - 18 Gal. - w/o Fittings - 17.2" x 27" x 10"
	053520-05-000	EA	Tank - Water - 18 Gal. - w/ Fittings - 17.2" x 27" x 10"
	074510-01-000	EA	Tank - Water - 18 Gal. - w/o Fittings - 33.4" x 11.4" x 10.6"
	074510-03-000	EA	Tank - Water - 18 Gal. - w/Fittings - 33.4" x 11.4" x 10.6"
	074861-01-000	EA	Tank - Holding - 35 Gal. - w/o Fittings - 35" x 11" x 27"
	074870-01-000	EA	Tank - Holding - 30 Gal. - w/Fittings - 36.5" x 13.3" x 23"

PLUMBING & REPAIR PARTS

Key	Part Number	U/M	Description
	033302-02-000	EA	Adapter Asm. - Strainer - 1 1/2" (CSA)
	062422-01-000	EA	Adapter - Offset - Reducer - 3" x 1 1/2" - Plastic Black
	052954-01-000	EA	Adapter - Nose Cone - 3/8" or 1/2" Tubing - Plastic - Gray
	079317-01-000	EA	Adapter - Swivel - 1/2" Tube x 1/2" FPT - Plastic - Gray
	062416-01-000	EA	Adapter - Sewer Hose to 3" Pipe
	010121-01-000	EA	Bushing - Reducer - Plastic - 1 1/2 S x 1 1/4 H
	010023-01-000	EA	Bushing - 2" x 1 1/2" Hub - Plastic
	010122-01-000	EA	Bushing - Reducer - Plastic - 1 1/2 S x 1 1/4 T - Plastic - Black
	036522-02-000	EA	Brass Cap - 1/2" Flare
	062415-01-000	EA	Cap - Sewer - 3"
	052959-02-000	EA	Connector - 1/2" F x 1/2" MPT - Plastic - Gray
	052959-03-000	EA	Connector - 1/2 F x 3/8 MPT - Plastic
	011091-02-000	EA	Continuous Waste - Double Sink - 11 7/8" (US)
	078406-01-000	EA	Coupler Rubber - 3" x 3"
	010115-01-000	EA	Coupling - 1 1/2" Hub x Hub - Plastic
	052960-01-000	EA	Drain Valve - 1/2 F x 1/2 F - Plastic
	010006-01-000	EA	Elbow - Plastic - 1/8 BD x 1 1/2 x 45° H x H
	010008-01-000	EA	Elbow - Plastic - 1/4 BD x 1 1/2 x 90° Left
	010051-01-000	EA	Elbow - ST - Plastic - 1/8 BD x 1 1/2 x 45°
	010219-01-000	EA	Elbow - 1 1/4 Barb x 1 1/4 MPT x 90°
	037101-02-000	EA	Elbow - Plastic - 1/4 Bend Vent - 1 1/2" Hub (CSA)
	031111-01-000	EA	Elbow - Plastic - 1/4 BD x 1 1/4 x 90° Left
	034250-01-000	EA	Elbow - Plastic - 1/4 BD x 1 1/2 x 90° x H x H
	035539-01-000	EA	Elbow - Plastic - 3/8 MPT x 3/8 Barb
	052957-01-000	EA	Elbow - Plastic - 1/2 F x 3/8 MPT
	065120-01-000	EA	Elbow - Plastic - Swivel - .50
	070924-01-000	EA	Elbow - Plastic - Swivel - 1/2" MPT x 1/2" FPT - Gray
	010251-01-000	EA	Elbow - Brass - 90° - 3/8" F x 3/8" MPT
	010009-01-000	EA	Elbow - 90° - 1/4 Bend - 1 1/2" - Plastic
	010005-01-000	EA	Elbow - 221/2° - 1/16 Bend - 1 1/2" Hub x Hub
	010000-01-000	EA	Elbow - 45° - 1/8 Bend - 1 1/4" Hub x Hub
	033761-01-000	EA	Elbow - Turn - 1/4" Bend x 1.5" Hub x 1.15" Spigot - Black - Plastic
	077954-01-000	EA	Filter - Water Tank - Screen in Tank
	077954-02-000	EA	Filter - Water Tank - Screen in Tank
	024676-01-000	EA	Flange - Closet - Toilets 4" x 3" - Red (US)
	024676-02-000	EA	Flange - Closet - Toilet 4" x 3" - Red (CSA)
	061607-01-000	EA	Grommet - Holding Tank Coupler - 1 1/2"
	061607-02-000	EA	Grommet - Holding Tank Coupler - 3"
	079059-02-000	EA	Hose - 90° - .61" ID x 4" x 6"
	056134-02-000	EA	Holder - Ring - 1.8" Dia. - Metal
	052953-01-000	EA	Nut - Faucet - 1/2 Tube x 1/2 FPT
	052952-01-000	EA	Nut - 1/2 F - Plastic
	066436-01-000	EA	Nut - Slip - Tailpiece - 1.5"
	011066-03-000	EA	P-Trap - 1 1/4" Plastic - (US)
	049032-01-000	EA	Patch - Spinweld - 3/8" - Plastic
	011091-02-000	EA	Pipe - Drain - Double Sink - Baffle Tee - 1 1/2"
	045729-01-000	EA	Pump - Water - 2.8 G.P.M. - Direct Drive - Shurflo (US)
	098607-02-000	EA	Pump - Water - 2.8 G.P.M. - w/1/2 MPT Fittings (CSA)
	010201-01-000	EA	Sewer Hose - 3" x 8' - w/Clamp
	066729-01-000	EA	Strainer - Tub/Shower - w/Plug

1990 WINNEBAGO TABLE OF CONTENTS

INTRODUCTION	A-01 - A-02
ABBREVIATIONS	A-03
ALPHABETICAL/GROUP REFERENCE	A-04 - A-06
WF424RC	A-07 - D-14
WF426RT	D-15 - G-18
WF427RT	G-19 - K-01

1990 WF424RC INDEX

Floor Plan	A-07 - A-08
Accessories Group	A-09 - A-12
Bath Group	A-13 - A-14
Bedroom Group	A-15
Chassis Group	A-16 - A-20
Curtain, Cushion & Pad Group	A-21 - B-04
Dinette Group	B-05 - B-08
Driver's Compartment Group	B-07 - B-09
Electrical Group	B-10 - B-14
Exterior Body Group	B-15 - B-19
Galley Group	B-20 - B-24
Heating & Air Conditioning Group	C-01 - C-03
Interior Finish Group	C-04 - C-06
Labels Group	C-07 - C-14
LP Group	C-15
Lounge Group	C-16
Sealants & Fasteners Group	C-17 - C-19
Water & Sewage Group	C-20 - C-22
Window, Vent & Exterior Door Group	C-23 - D-13

WATER & SEWAGE GROUP (CONTINUED)

PLUMBING & REPAIR PARTS (CONTINUED)

Key	Part Number	U/M	Description
	042989-02-000	EA	Spinweld Fitting - Water Tank - 1/2" NPT - Plastic - Off White
	042989-04-000	EA	Spinweld Fitting - Water Tank - 3/8" FPT - Plastic - Off White
	042989-03-000	EA	Spinweld Fittings - Plastic - 1/4 NPT
	042989-05-000	EA	Spinweld Fittings - Plastic - 1/2 FPT
	M02673-02-X11	EA	Shower Pan Asm.
	011069-03-000	EA	Tailpiece - 1 1/2" x 1 3/4" - Plastic
	010079-01-000	EA	Tee - Plastic - 1 1/2 H x 1 1/2 H x 1 1/4 H
	052955-01-000	EA	Tee - Plastic - 1/2 F x 1/2 F x 1/2 MPT
	052956-01-000	EA	Tee - Plastic - 1/2 F x 1/2 MPT x 1/2 F
	052958-01-000	EA	Tee - Plastic - 1/2 F x 1/2 F x 1/2 F
	023441-01-000	EA	Ten - Barb - 3/8" Plastic
	076776-01-000	EA	Tee - Barb - 5/8" x 5/8" x 5/8"
	010071-01-000	EA	Tee - Sanitary - 1 1/2" Hub x Hub x Hub - Plastic - Black
	079381-01-000	FT	Tubing - Smooth - Flexible - 1 1/4" ID
	074462-02-000	FT	Tubing - Vinyl - 3/8" ID
	072346-01-000	EA	Valve Asm. - 3" ELL - Slip x 3" Bayonette w/Cap & 2" Socket
	070916-01-000	EA	Valve - Dual Dump w/Cap - 3" x 1 1/2" - Plastic - Black
	052960-01-000	EA	Valve - Line Drain - 1/2 F x 1/2 F
	079968-01-000	EA	Vent - Mech. Trap Arm - Anti-Siphon - 2" Dia. x 7.3" - Plastic
	069735-01-000	EA	Washer - Strainer To Tailpiece - Plastic 1.5"

WATER & SEWAGE GROUP (CONTINUED)

WATER HEATER & REPAIR PARTS

Key	Part Number	U/M	Description
	051391-01-000	EA	Water - Water - Atwood G6A-3
	051391-01-700	EA	Hinge Kit - w/Clip - Atwood #92568 & 92559
	051391-01-715	EA	Drain Plug - Atwood #91561
	051391-01-702	EA	Tank - Inner - G6A-2, 3, 6 - Water Heater - Atwood 91412
	051391-01-704	EA	Valve - Relief - 1/2" Fitting - Atwood 91604
	051391-01-705	EA	Fastener - Camloc - Atwood #92609
	051391-01-706	EA	Grille - Exhaust - Atwood #92787
	051391-01-712	EA	Thermostat - 3/8" NPT Inlet
	051391-01-708	EA	Burner - Main - Atwood #92615
	051391-01-709	EA	Pilot Asm. - w/Thermocouple & Tube
	051391-01-710	EA	Orifice - Main Burner - Atwood #92742
	051391-01-711	EA	Orifice - Orifice - Main Burner
	051391-01-714	EA	Elbow - 45 Degree - 3/8" F x 3/8" MPT - Atwood #91044
	051391-03-000	EA	Heater - Water - w/Electric Ignition - Atwood # G6A-3E, 4E & 6E
	051393-03-700	EA	Tank - Inner (G6A-3E) Rear Mount - Atwood #91409
	051391-04-700	EA	Tank - Inner (G6A-3E) Front Mount - Atwood #91608
	051391-04-706	EA	Tank - Inner - G6A-4E & 6E - Front Mount - Atwood #9164
	051391-01-704	EA	Valve - Relief - 1/2" Fitting - Atwood #91604
	051391-01-705	EA	Fastener - Camloc - Atwood #92609
	051393-01-701	EA	Switch Package - Atwood #91959
	051393-01-702	EA	Switch - Energy Cut-Off - Atwood #91951
	051391-04-701	EA	Thermostat 12 VDC - 120 Preset - Atwood #91470 - Front Mount Only
	051393-01-703	EA	Thermostat - Rear Mount - Atwood #91952
	051393-01-721	EA	ECO & Thermostat Asm. - Front Mount - 140 Degree - Atwood #
	051393-01-704	EA	Circuit Board - w/Black Box - Atwood #91420
	051391-01-706	EA	Grille - Exhaust - Atwood #92787
	051393-01-705	EA	Orifice Holder - Atwood #91925
	051391-01-710	EA	Orifice - Main Burner - Atwood #92742
	051393-01-716	EA	Spark & Probe Asm. - Atwood #91606
	051391-01-708	EA	Burner - Main - Atwood #92615
	051393-01-718	EA	Valve - Dual Solenoid - Atwood #91605
	051391-01-715	EA	Drain Plug - Atwood #91561
	051391-01-700	EA	Hinge Kit - w/Clip - Atwood #92568 & 92559
	051393-01-000	EA	Water Heater - w/Motor Aid - Pilotless Ignition - Atwood GH6-3E, GH6-4E or GH6-6E
	051391-04-705	EA	Tank - Inner - GH6-3E - Front Mount - Atwood #91609
	051393-01-714	EA	Tank - Inner - GH6-3E - Rear Mount - Atwood #91408
	051391-04-704	EA	Tank - Inner - Front Mount - GH6-4E & 6E - Atwood #91642
	051391-01-704	EA	Valve - Relief - 1/2" Fitting - Atwood #91604
	051391-01-705	EA	Fastener - Camloc - Atwood #92609
	051393-01-701	EA	Switch Package - Atwood #91959
	051393-01-702	EA	Switch - Energy Cut-off - Atwood #91951
	051391-04-701	EA	Thermostat - 12 VDC - 120 Preset - Atwood #91470 - Front Mount Only
	051393-01-703	EA	Thermostat - Rear Mount - Atwood #91952
	051393-01-721	EA	ECO & Thermostat Asm. - Front Mount - 140 Degree - Atwood #
	051393-01-704	EA	Circuit Board - w/Black Box - Atwood #91420
	051391-01-706	EA	Grille - Exhaust - Atwood #92787
	051393-01-705	EA	Orifice Holder - Atwood #91925
	051391-01-710	EA	Orifice - Main Burner - Atwood #92742
	051393-01-716	EA	Spark & Probe Asm. - Atwood #91606
	051391-01-708	EA	Burner - Main - Atwood #92615
	051393-01-718	EA	Valve - Dual Solenoid - Atwood #91605
	051391-01-715	EA	Drain Plug - Atwood #91561
	051391-01-700	EA	Hinge Kit - w/Clip - Atwood #92568 & 92559

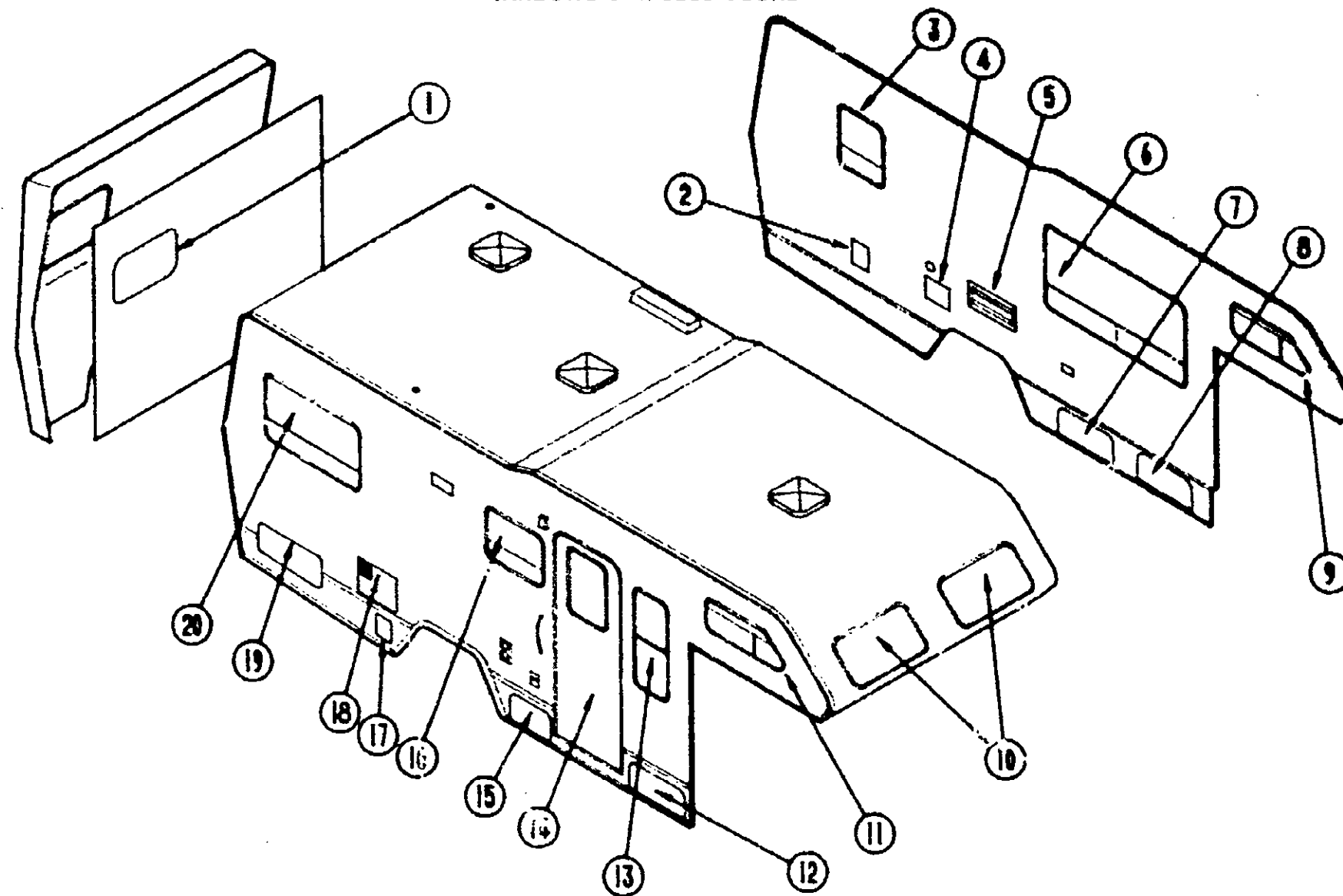
**1990 WINNEBAGO
TABLE OF CONTENTS**

INTRODUCTION	A-01 - A-02
ABBREVIATIONS	A-03
ALPHABETICAL/GROUP REFERENCE	A-04 - A-08
WF424RC	A-07 - D-14
WF426RT	D-15 - G-18
WF427RT	G-19 - K-01

1990 WF424RC INDEX

Floor Plan	A-07 - A-08
Accessories Group	A-09 - A-12
Bath Group	A-13 - A-14
Bedroom Group	A-15
Chassis Group	A-16 - A-20
Curtain, Cushion & Pad Group	A-21 - B-04
Dinette Group	B-05 - B-06
Driver's Compartment Group	B-07 - B-09
Electrical Group	B-10 - B-14
Exterior Body Group	B-15 - B-19
Galley Group	B-20 - B-24
Heating & Air Conditioning Group	C-01 - C-03
Interior Finish Group	C-04 - C-06
Labels Group	C-07 - C-14
LP Group	C-15
Lounge Group	C-16
Sealants & Fasteners Group	C-17 - C-19
Water & Sewage Group	C-20 - C-22
Window, Vent & Exterior Door Group	C-23 - D-13

WINDOW, VENT & EXTERIOR DOOR GROUP WINDOWS & ACCESS DOORS



Key	Part Number	U/M	Description
1	097415-01-T03	EA	Window Asm. - Escape
2	078010-03-000	EA	Door Asm. - Fuel Fill
3	092235-10-Y14	EA	Window Asm. - Single Tipout
4	088794-01-000	EA	Door Asm. - Power Cord
5	084103-03-000	EA	Door Asm. - Refrigerator Access
6	092234-03-Y12	EA	Window Asm. - Double Tipout
7	079455-02-T95	EA	Door Asm. - Storage
8	079455-03-T95	EA	Door Asm. - Storage
9	098646-02-700	EA	Window Asm. - Bunk Slider - Left
10	078533-06-AA3	EA	Window Asm. - Front - Picture
*10	078533-08-B13	EA	Window Asm. - Front - Picture

Key	Part Number	U/M	Description
11	098646-01-706	EA	Window Asm. - Bunk Slider - Right
12	079455-04-T95	EA	Door Asm. - Storage
13	098644-02-705	EA	Window Asm. - Vertical Slider
14	M01870-39-AA5	EA	Door Asm. - Radius Entry w/Screen Door
14	M01870-39-AA6	EA	Door Asm. - Radius Entry w/Screen Door
14	M01870-39-AA7	EA	Door Asm. - Radius Entry w/Screen Door
15	079455-01-T95	EA	Door Asm. - Storage
16	098647-06-705	EA	Window Asm. - Single Slider
17	052423-01-000	EA	Door Asm. - Sewer Hose
18	052009-01-000	EA	Door Asm. - Water Heater
19	M01883-01-T95	EA	Door Asm. - Generator
20	092235-07-Y12	EA	Window Asm. - Single Tipout

*These parts were used from 5/13/90 on.

1990 WINNEBAGO **TABLE OF CONTENTS**

INTRODUCTION	A-01 - A-02
ABBREVIATIONS	A-03
ALPHABETICAL/GROUP REFERENCE	A-04 - A-06
WF424RC	A-07 - D-14
WF426RT	D-15 - G-18
WF427RT	G-19 - K-01

1990 WF424RC INDEX

Floor Plan	A-07 - A-08
Accessories Group	A-09 - A-12
Bath Group	A-13 - A-14
Bedroom Group	A-15
Chassis Group	A-16 - A-20
Curtain, Cushion & Pad Group	A-21 - B-04
Dinette Group	B-05 - B-06
Driver's Compartment Group	B-07 - B-09
Electrical Group	B-10 - B-14
Exterior Body Group	B-15 - B-19
Galley Group	B-20 - B-24
Heating & Air Conditioning Group	C-01 - C-03
Interior Finish Group	C-04 - C-06
Labels Group	C-07 - C-14
LP Group	C-15
Lounge Group	C-16
Sealants & Fasteners Group	C-17 - C-19
Water & Sewage Group	C-20 - C-22
Window, Vent & Exterior Door Group	C-23 - D-13

ACCESS DOORS

Key	Part Number	U/M	Description
	078010-03-000	EA	Door Asm. - Fuel Fill
	078200-01-000	EA	Gasket - Fuel Fill
	083578-01-000	EA	Boot - Fuel Fill
	052009-01-000	EA	Door Asm. - Water Heater
	M01883-01-T95	EA	Door Asm. - Generator
	079003-01-000	EA	Lock Asm. - Twist Type
	052181-01-000	EA	Baffle - Generator Door
	052431-02-000	EA	Tray - Luggage/Generator - 38.2" x 24"
	052423-01-000	EA	Door Asm. - Sewer Hose
	052424-01-000	EA	Jamb Asm. - Sewer Hose Door
	075726-01-000	EA	Outlet Extension - Sewer
	042442-01-000	EA	Lock Asm. - Twist Type
	088794-01-000	EA	Door Asm. - Power Cord w/Hatch
	079455-01-T95	EA	Door Asm. - Storage
	064075-07-000	FT	Seal - Door - Bulb
	079366-04-000	EA	Lock Asm. - Key Type - w/o Keys
	082684-01-700	EA	Key - Compartments - Door Lock
	079927-03-000	EA	Lock Asm. - Twist Type
	081801-02-000	EA	Hinge - Continuous - 2" x 96"
	079143-01-T03	EA	Door Asm. - Luggage
	041312-01-000	FT	Seal - Bulb "E" - Section
	084103-03-000	EA	Door Asm. - Refrigerator Access
	084104-03-000	EA	Jamb - Vent Door - Refrigerator
	084104-01-700	EA	Lock - Male Dyrus Fastener
	084104-01-701	EA	Lock - Female Dyrus Fastener
	079455-04-T95	EA	Door Asm. - Storage
	064075-07-000	FT	Seal - Door - Bulb
	079366-04-000	EA	Lock Asm. - Key Type - w/o Keys
	081801-02-000	EA	Hinge - Continuous - 2" x 96"
	079455-03-T95	EA	Door Asm. - LP
	064075-07-000	FT	Seal - Door - Bulb
	079927-03-000	EA	Lock Asm. - Twist Type - Double Cam
	081801-02-000	EA	Hinge - Continuous - 2" x 96"
	079455-02-T95	EA	Door Asm. - Storage
	064075-07-000	FT	Seal - Door - Bulb
	079366-03-000	EA	Lock Asm. - Key Type - w/o Keys
	082684-01-700	EA	Key Compartment - Door Lock
	079927-03-000	EA	Lock Asm. - Twist Type
	081801-02-000	EA	Hinge - Continuous - 2" x 96"
	077408-01-000	EA	Lock Asm. - Key Type (Rear Cap)
	079368-01-000	FT	Seal - Access Door
	083615-06-000	EA	Door Holder - Off White

Note: Items indented below assemblies are serviceable parts for that assembly.

POWERED ROOF VENT

Key	Part Number	U/M	Description
	090394-01-Y12	EA	Vent Asm. - Roof - Powered
	009440-01-000	EA	Lift Mechanism
	009439-03-000	EA	Extension
	009439-04-000	EA	Screw
	009439-02-000	EA	Knob - Roof Vent - Black
	048649-01-000	EA	Fan - Plastic - 6"
	008195-01-000	EA	Switch - Push Button - 12 Volt
	015911-01-000	EA	Track - Slide - Roof Vent
	002825-01-000	EA	Weatherstrip Seal
	048648-01-000	EA	Motor - 12 Volt
	051384-01-000	EA	Cover Asm. - Roof Vent
	052639-01-200	EA	Hinge - 7" - Roof Vent
	078785-01-Y12	EA	Screen Asm. - Roof Vent - Powered
	002291-02-000	SF	Screen - Window - 16" - Charcoal
	002298-02-000	FT	Spline - Charcoal
	084079-03-000	EA	Vent Asm. - Roof - Powered - Off White - Fantastic
	064469-08-000	EA	Vent Asm. - Roof - Powered - 14" x 14" - Jensen (CSA)

NON-POWERED VENT

Key	Part Number	U/M	Description
	090395-01-Y12	EA	Vent Asm. - Roof - Non-Powered - w/o Screen
	009440-01-000	EA	Lift Mechanism Asm.
	009439-03-000	EA	Extension
	009439-04-000	EA	Screw
	009439-02-000	EA	Knob - Roof Vent - Black
	015911-01-000	EA	Track - Slide - Roof Vent
	002825-01-000	EA	Weatherstrip Seal
	055218-01-000	EA	Cover Asm. - Roof Vent
	052639-01-200	EA	Hinge - 7" - Roof Vent
	078786-01-Y12	EA	Screen Asm. - Charcoal
	002291-02-000	SF	Screen - Window - 16" - Charcoal
	002298-02-000	FT	Spline - Charcoal

VENTS & SHROUDS

Key	Part Number	U/M	Description
	083558-03-000	EA	Vent - Plumbing Pipe - Roof w/Cover - Off White
	084073-03-000	EA	Vent - Refrigerator Roof - Off White
	084073-04-000	EA	Base - Roof Vent - Norcold Refrigerator - Black
	063752-01-000	EA	Shroud Asm. - Range

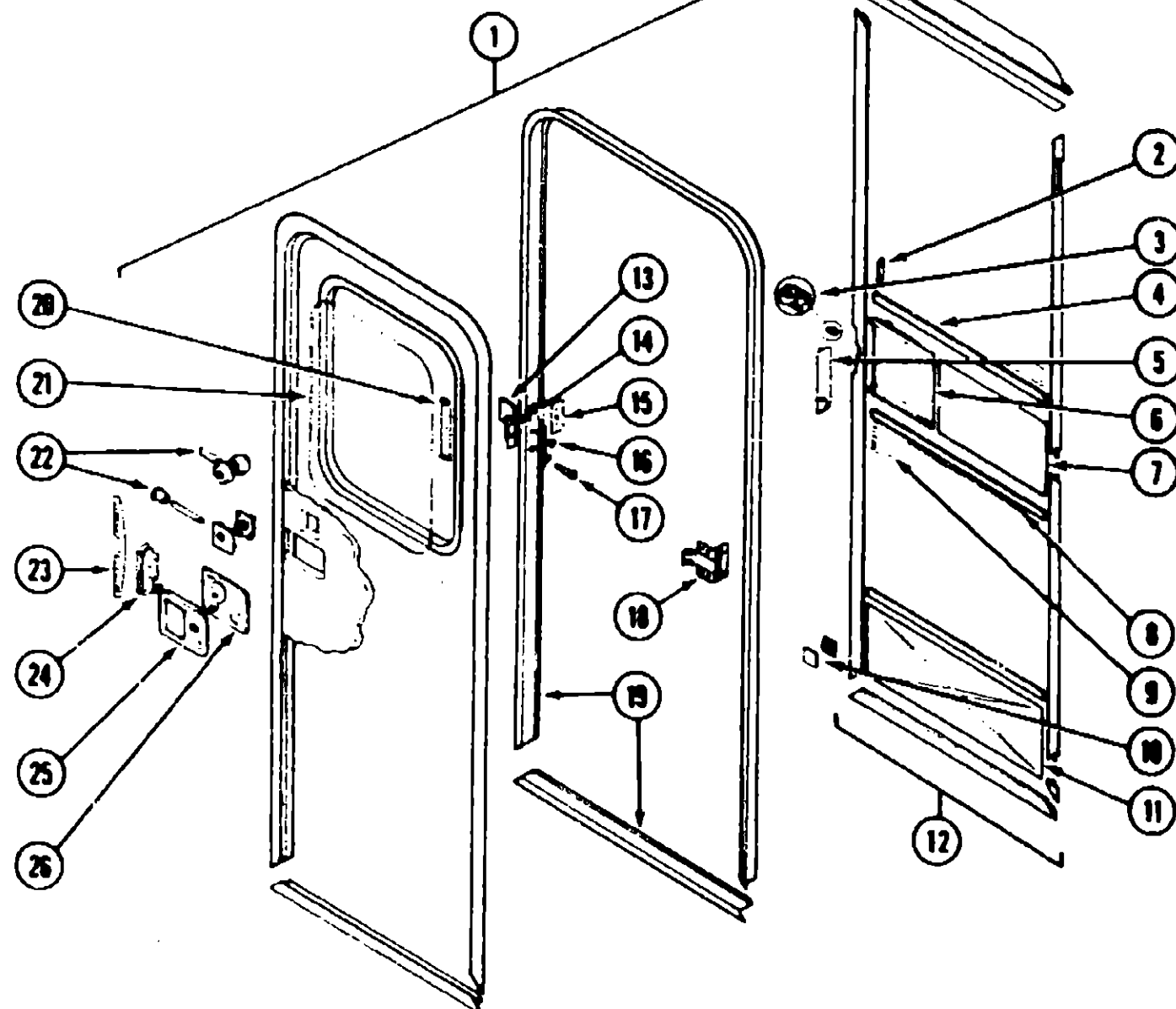
1990 WINNEBAGO
TABLE OF CONTENTS

INTRODUCTION	A-01 - A-02
ABBREVIATIONS	A-03
ALPHABETICAL GROUP REFERENCE	A-04 - A-08
WF424RC	A-07 - D-14
WF426RT	D-15 - G-18
WF427RT	G-19 - K-01

1990 WF424RC INDEX

Floor Plan	A-07 - A-08
Accessories Group	A-09 - A-12
Bath Group	A-13 - A-14
Bedroom Group	A-15
Chassis Group	A-16 - A-20
Curtain, Cushion & Pad Group	A-21 - B-04
Dinette Group	B-05 - B-08
Driver's Compartment Group	B-07 - B-08
Electrical Group	B-10 - B-14
Exterior Body Group	B-15 - B-19
Galley Group	B-20 - B-24
Heating & Air Conditioning Group	C-01 - C-03
Interior Finish Group	C-04 - C-08
Labels Group	C-07 - C-14
LP Group	C-15
Lounge Group	C-16
Sealants & Fasteners Group	C-17 - C-19
Water & Sewage Group	C-20 - C-22
Window, Vent & Exterior Door Group	C-23 - D-13

ENTRANCE DOOR



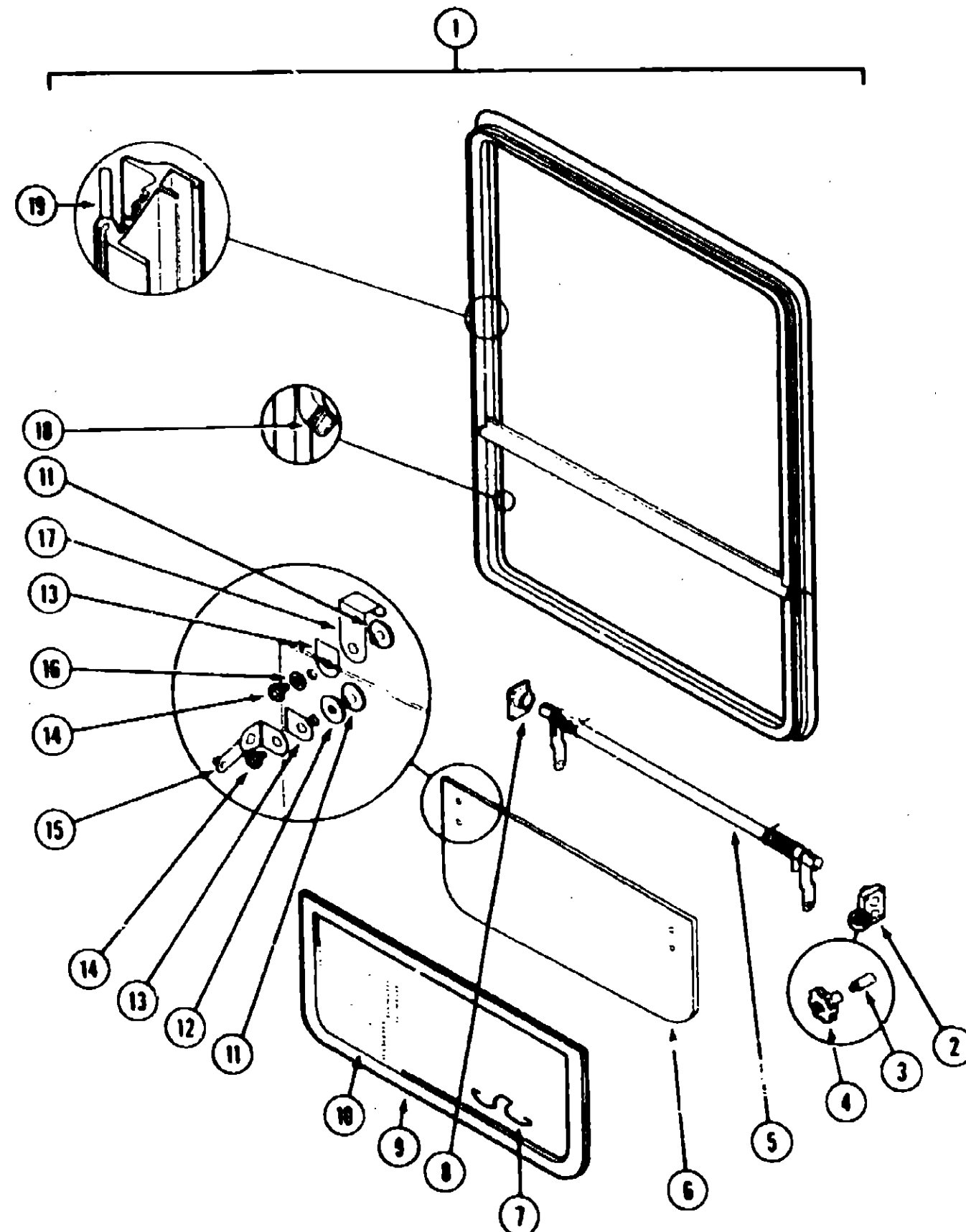
Key	Part Number	U/M	Description
1	M01870-39-AA5	EA	Door Asm. - Entrance - w/Screen Door
1	M01870-39-AA6	EA	Door Asm. - Entrance - w/Screen Door
1	M01870-39-AA7	EA	Door Asm. - Entrance - w/Screen Door
	095276-01-01A	EA	Frame Asm. - Entrance Door - Off White
	089748-01-000	EA	Frame - Entrance Door - Bottom Portion
	044582-02-000	EA	Drip Cap - Top Entrance Door Jamb - Off White
	075639-04-000	EA	Garnish - Radius - Entrance Door
2	050712-05-000	EA	Door Handle - Screen Door
3	008018-01-000	EA	Roller Catch - Screen Door
	058025-02-000	EA	Clip - Roller Latch Catch
	008016-01-000	EA	Catch - Elbow - Spring Loaded - Screen Door
4	076777-01-000	EA	Slider Channel (Mullion Insert)
5	079087-02-000	EA	Strike - Slider - Screen Door
6	079086-02-000	EA	Slider - Screen Door
7	016454-01-000	EA	Insert - Screen Door
8	002294-01-000	FT	Spline - Black
9	002293-02-000	SF	Screen - Window - 28" - Charcoal
10	085774-01-000	FT	Fastener - Dual Lock - 1" Wide
10	085774-02-000	FT	Fastener - Dual Lock - 1" Wide
11	078552-03-000	EA	Insert - Screen Door - Lower
12	079012-01-U01	EA	Screen Door Asm.
	078595-01-000	EA	Plate - Screen Door
13	077461-03-000	EA	Strike Cover - Off White
14	041546-03-000	EA	Angle Bracket
15	081087-01-000	EA	Deadbolt - Basket - w/Str
16	058806-01-000	EA	Plug - Tapered Plastic
17	039539-01-000	EA	Strike
18	087724-01-04A	EA	Hinge - Entrance Door - Unpainted
19	095277-02-01A	EA	Door Jamb - Entrance Door
	051049-01-000	EA	Jamb - Bottom - Entrance Door - 25.9" - Unpainted
	078207-01-000	EA	Striker - Roller Catch - Welded to Door Jamb
	095278-01-01A	EA	Jamb - Door - Entrance - 25.9" x 74.6" - Unpainted
20	087561-01-000	FT	Window Seal
21	002181-06-000	EA	Glass - Picture Window
	079733-04-T03	EA	Window Asm. - Picture - 17" x 25" (w/o inside frame)
	067609-27-000	EA	Inside Frame (not included in assembly)
22	039738-01-000	EA	Deadbolt Asm. - Round
22	095229-01-01A	EA	Deadbolt Asm. - Square - Black
22	101145-01-01A	EA	Deadbolt Asm. - Entrance Door - w/2 Keys - Black
	101147-01-000	EA	Bolt - Security - 4.12"
	095229-01-700	EA	Key Blank
23	098173-01-03A	EA	Stiffener - Entrance Door
24	039540-01-000	EA	Latch Asm. - Entrance Door
25	045017-05-000	EA	Latch Asm. - Plate
26	039979-03-000	EA	Cover Asm. - Latch Plate - Black
	039984-01-000	EA	Cap - Black Vinyl - Lock Grip
	075673-01-000	FT	Seal - Pile - Adhesive Back - Gray
	100126-01-000	FT	Seal - Pile - Adhesive Back - Gray
	075671-01-000	FT	Seal - Sponge - Lazy T Shaped
	002748-01-000	EA	Corner - Key
	076725-01-000	EA	Cover - Access/Hinge - 6" x 3.2" - Beige
	039715-01-000	EA	Nut - Set - 1/4" Diameter
	072883-01-000	EA	Nut - Set - M5 x 0.8
	081914-01-000	EA	Bumper - Rubber - Round - .43" Diameter - Black
	090340-01-000	FT	Seal - Foam - Closed Cell - 1/4" x 1/2" x 50'

1990 WINNEBAGO
TABLE OF CONTENTS

INTRODUCTION	A-01 - A-02
ABBREVIATIONS	A-03
ALPHABETICAL/GROUP REFERENCE	A-04 - A-06
WF424RC	A-07 - D-14
VF428RT	D-15 - G-18
WF427RT	G-19 - K-01

1990 WF424RC INDEX

Floor Plan	A-07 - A-08
Accessories Group	A-09 - A-12
Bath Group	A-13 - A-14
Bedroom Group	A-15
Chassis Group	A-16 - A-20
Curtain, Cushion & Pad Group	A-21 - E-04
Dinette Group	B-05 - B-08
Driver's Compartment Group	B-07 - B-09
Electrical Group	B-10 - B-14
Exterior Body Group	B-15 - B-19
Galley Group	B-20 - B-24
Heating & Air Conditioning Group	C-01 - C-03
Interior Finish Group	C-04 - C-06
Labels Group	C-07 - C-14
LP Group	C-15
Lounge Group	C-16
Sealants & Fasteners Group	C-17 - C-19
Water & Sewage Group	C-20 - C-22
Window, Vent & Exterior Door Group	C-23 - D-13



Key	Part Number	U/M	Description
1	082235-07-Y12	EA	Window Arm. - Single Tipout - 24.3" x 40.3" (w/o inside frame)
	080893-11-01A	EA	Inside Frame (not included w/Window Assembly)
2	035302-02-000	EA	Operator Drive
3	080025-01-000	EA	Extension - Window Knob (not included w/Window Assembly)
4	087052-02-000	EA	Window Knob - Beige (not included w/Window Assembly)
	088371-01-000	EA	Screw - Window Knob (not included w/Window Assembly)
5	083150-12-000	EA	Torque Tube Arm. w/Spring
5	080918-01-000	EA	Spring - Torque Tube - Left
	080918-02-000	EA	Spring - Torque Tube - Right
6	084088-19-000	EA	Glass - 1/8" x 1/8" x 9.2" x 40"
7	100188-01-000	EA	Screen Clip
8	081354-01-000	EA	Torque Tube Sleeve
9	100235-04-807	EA	Screen Arm.
10	080218-03-000	SF	Window Screen - 12"
	100240-01-000	FT	Window Screen Spline
11	088782-01-000	EA	Window T-Nut
12	088927-03-000	EA	Seal - Rubber
13	084473-01-000	EA	Seal - Rubber
14	088783-01-000	EA	Screw - #10 - 32 x 1/4" PTH
15	087578-01-000	EA	Connecting Rod Arm.
	081848-01-000	EA	Snap Ring Clip
16	084453-02-000	EA	Plastic Washer - .06 x .50 x .25
17	088913-01-000	EA	Hinge
18	084067-01-000	FT	Seal - Sponge Rubber
19	088840-06-000	FT	Ribbon Sealer (not included w/Window Assembly)

BATH SINGLE TIPOUT WINDOW

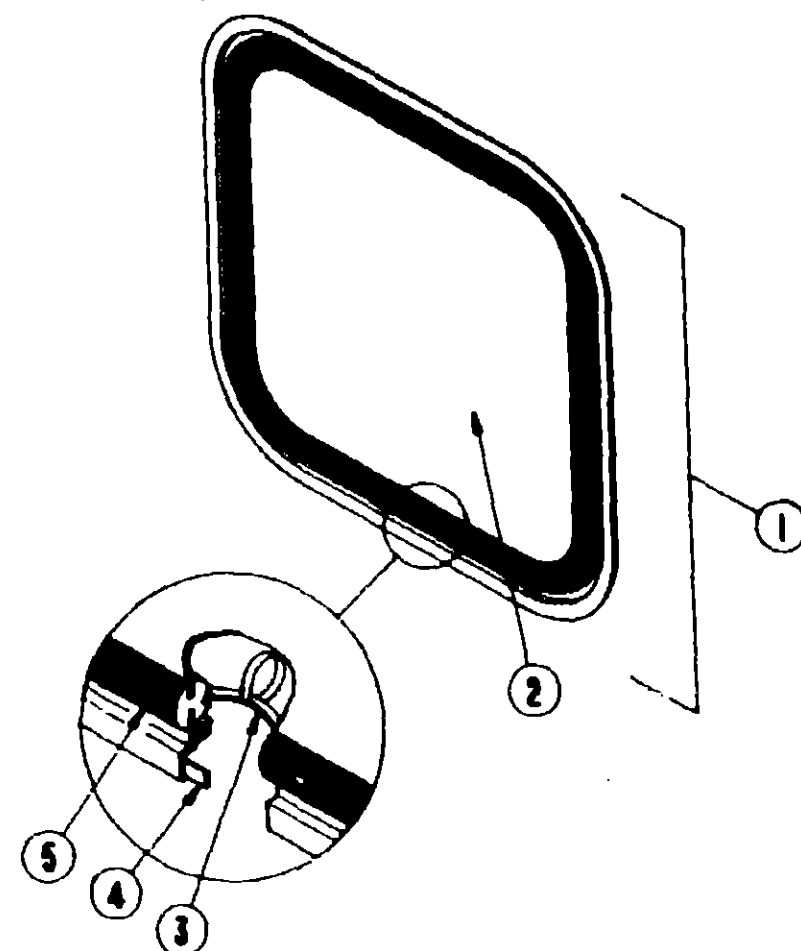
Key	Part Number	U/M	Description
1	082235-10-Y12	EA	Window Arm. - Single Tipout - 15.8" x 25.5" (w/o inside frame)
	080893-15-01A	EA	Inside Frame (not included w/Window Assembly)
2	035302-02-000	EA	Operator Drive
3	080025-01-000	EA	Extension - Window Knob (not included w/Window Assembly)
4	087052-02-000	EA	Window Knob - Beige (not included w/Window Assembly)
	088371-01-000	EA	Screw - Window Knob (not included w/Window Assembly)
5	083150-09-000	EA	Torque Tube Arm. w/Spring
5	080918-01-000	EA	Spring - Torque Tube - Left
	080918-02-000	EA	Spring - Torque Tube - Right
6	084088-14-000	EA	Glass - 1/8" x 1/8" x 9.2" x 15"
7	100188-01-000	EA	Screen Clip
8	081354-01-000	EA	Torque Tube Sleeve
9	100235-04-807	EA	Screen Arm.
10	080218-03-000	SF	Window Screen - 12"
	100240-01-000	FT	Window Screen Spline
11	088782-01-000	EA	Window T-Nut
12	088927-03-000	EA	Seal - Rubber
13	084473-01-000	EA	Seal - Rubber
14	088783-01-000	EA	Screw - #10 - 32 x 1/4" PTH
15	087578-01-000	EA	Connecting Rod Arm.
	081848-01-000	EA	Snap Ring Clip
16	084453-02-000	EA	Plastic Washer - .06 x .50 x .25
17	088913-01-000	EA	Hinge
18	084067-02-000	FT	Seal - Sponge Rubber
19	088840-06-000	FT	Ribbon Sealer (not included w/Window Assembly)

1990 WINNEBAGO
TABLE OF CONTENTS

INTRODUCTION	A-01 - A-02
ABBREVIATIONS	A-03
ALPHABETICAL/GROUP REFERENCE	A-04 - A-06
WF424RC	A-07 - D-14
WF428RT	D-15 - G-18
WF427RT	G-19 - K-01

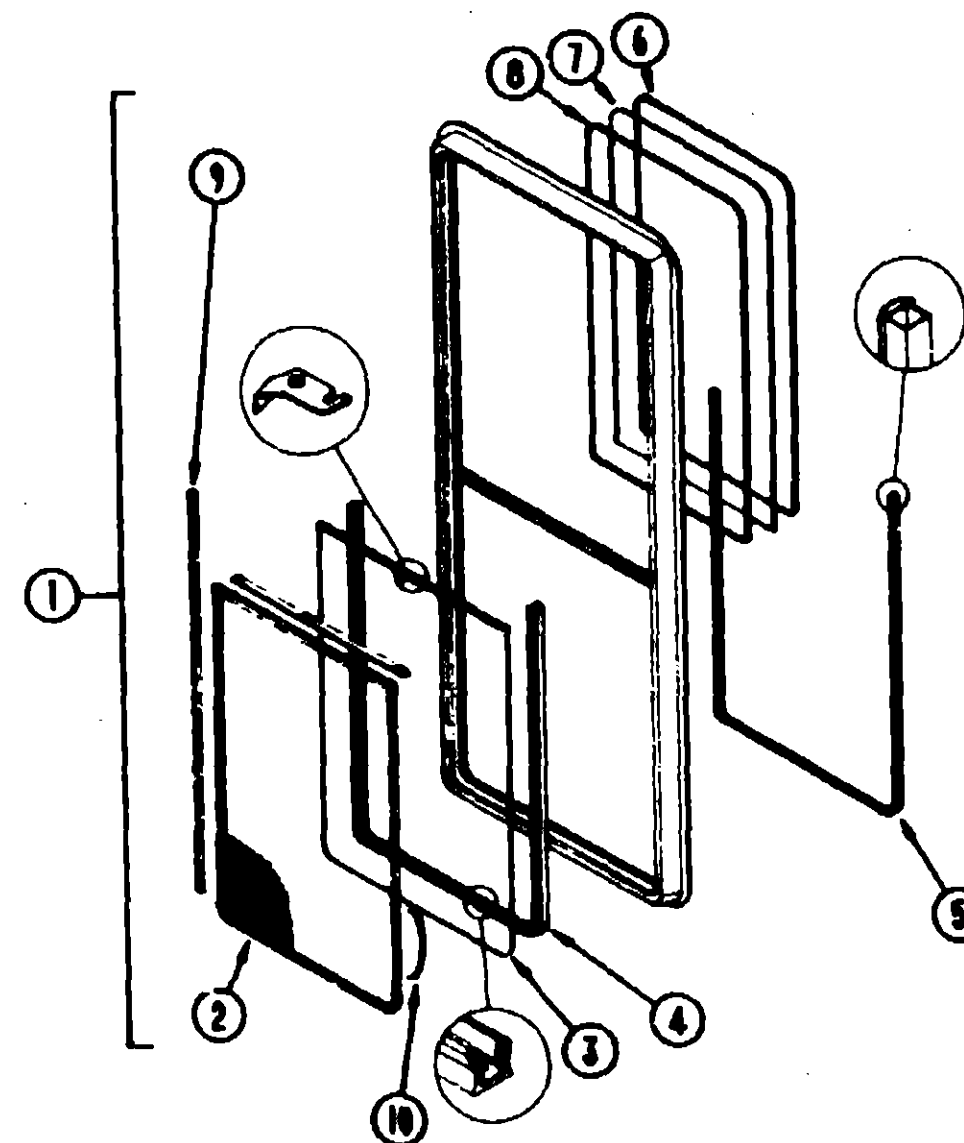
1990 WF424RC INDEX

Floor Plan	A-07 - A-08
Accessories Group	A-09 - A-12
Bath Group	A-13 - A-14
Bedroom Group	A-15
Chassis Group	A-16 - A-20
Curtain, Cushion & Pad Group	A-21 - B-04
Dinette Group	B-05 - B-08
Driver's Compartment Group	B-07 - B-09
Electrical Group	B-10 - B-14
Exterior Body Group	B-15 - B-19
Galley Group	B-20 - B-24
Heating & Air Conditioning Group	C-01 - C-03
Interior Finish Group	C-04 - C-06
Labels Group	C-07 - C-14
LP Group	C-15
Lounge Group	C-16
Sealants & Fasteners Group	C-17 - C-19
Water & Sewage Group	C-20 - C-22
Window, Vent & Exterior Door Group	C-23 - D-13



BEDROOM ESCAPE WINDOW

Key	Part Number	U/M	Description
1	079415-01-T03	EA	Window Asm. - Escape - 23" x 29" (w/o inside frame)
	020749-06-000	EA	Inside Frame - Black (not included in assembly)
2	002174-01-000	EA	Glass - 19.61" x 25.92"
3	002285-01-000	FT	Filler - Weatherstrip - Black
4	069640-05-000	FT	Ribbon Sealer - 5/16" Bead x 15'
5	002282-03-000	EA	Weatherstrip - .125 Window
	077066-01-702	EA	Tape Asm. - Escape Window - Red



LOUNGE VERTICAL SLIDER (EXCEL)

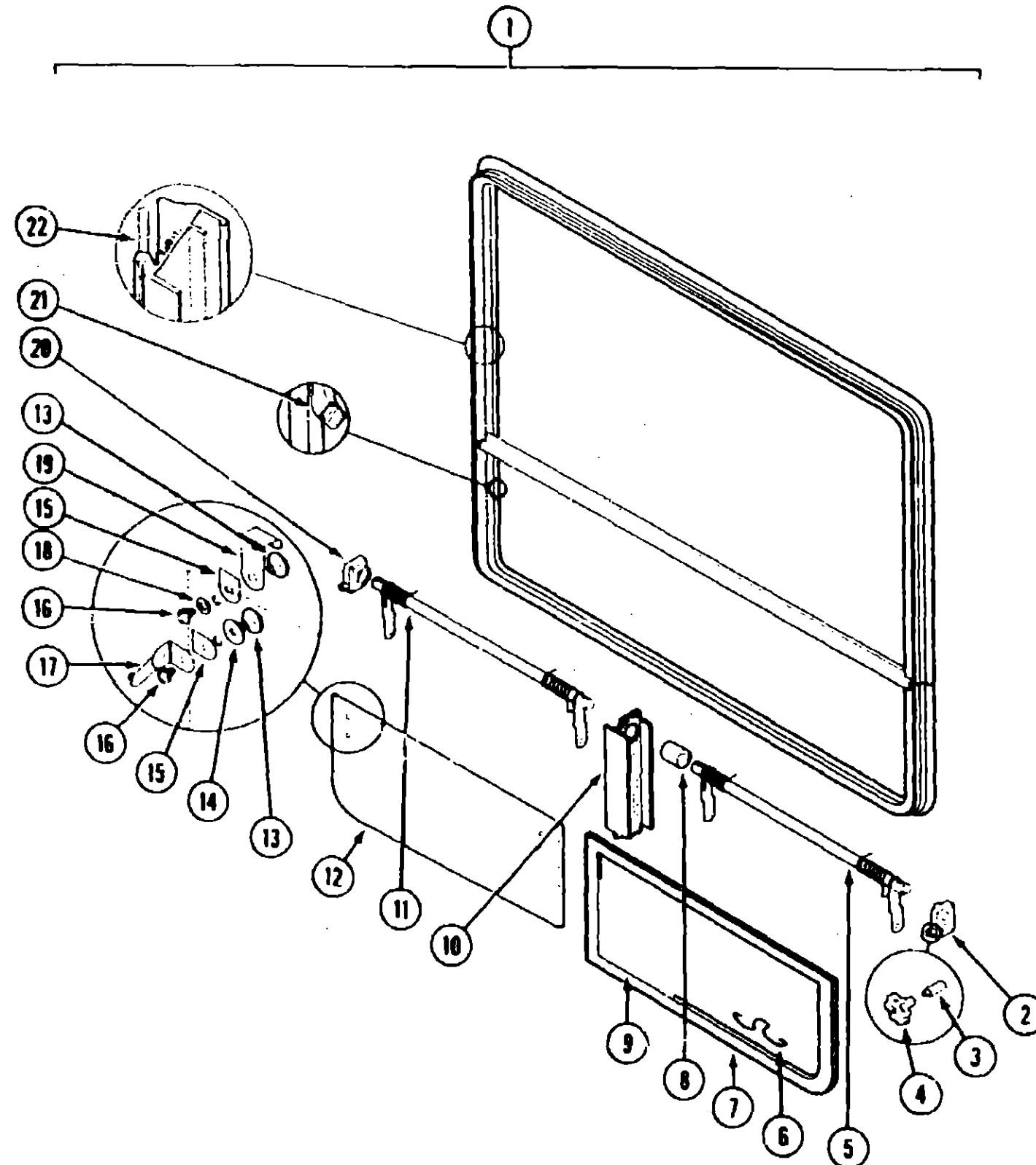
Key	Part Number	U/M	Description
1	098644-02-705	EA	Window Asm. - 34.25" x 15" (w/o inside frame)
	098644-02-704	EA	Inside Frame (not included in assembly)
2	098644-02-703	EA	Screen w/Weatherstrip & Frame Spring (Clip)
3	098644-02-701	EA	Sash w/Latch & Sliding Glass
	098644-01-700	EA	Latch - Repair Kit
4	098644-01-708	FT	Channel - Pierced Run
	098644-01-701	EA	Splice Plate - Window
	098644-01-702	EA	Screw - Splice - #5 - 32 x 1/4" Pan Head
	098644-01-703	EA	Screw - Locking Rail - #6 x 15 Pro Head Recess - Black
5	098644-01-706	FT	Weatherstrip
6	098644-01-705	FT	Glazing Strip
7	098644-02-700	EA	Glass - Stationary - 13.77" x 16.15"
8	098644-01-707	EA	Rail - Locking w/Weatherstrip
	098644-01-710	FT	Track - Screen Spacer - 12' Length
9	098644-01-711	FT	Weatherstrip - Screen - Black
10	098644-01-713	EA	Spring - Screen Frame (Clip) - Plastic - Black
	098644-01-716	EA	Plug - Filler

1990 WINNEBAGO
TABLE OF CONTENTS

INTRODUCTION	A-01 - A-02
ABBREVIATIONS	A-03
ALPHABETICAL/GROUP REFERENCE	A-04 - A-06
WF424RC	A-07 - D-14
WF426RT	D-15 - G-18
WF427RT	G-19 - K-01

1990 WF424RC INDEX

Floor Plan	A-07 - A-08
Accessories Group	A-09 - A-12
Bath Group	A-13 - A-14
Bedroom Group	A-15
Chassis Group	A-16 - A-20
Curtain, Cushion & Pad Group	A-21 - B-04
Dinette Group	B-05 - B-06
Driver's Compartment Group	B-07 - B-09
Electrical Group	B-10 - B-14
Exterior Body Group	B-15 - B-19
Galley Group	B-20 - B-24
Heating & Air Conditioning Group	C-01 - C-03
Interior Finish Group	C-04 - C-06
Labels Group	C-07 - C-14
LP Group	C-15
Lounge Group	C-16
Sealants & Fasteners Group	C-17 - C-19
Water & Sewage Group	C-20 - C-22
Window, Vent & Exterior Door Group	C-23 - D-13



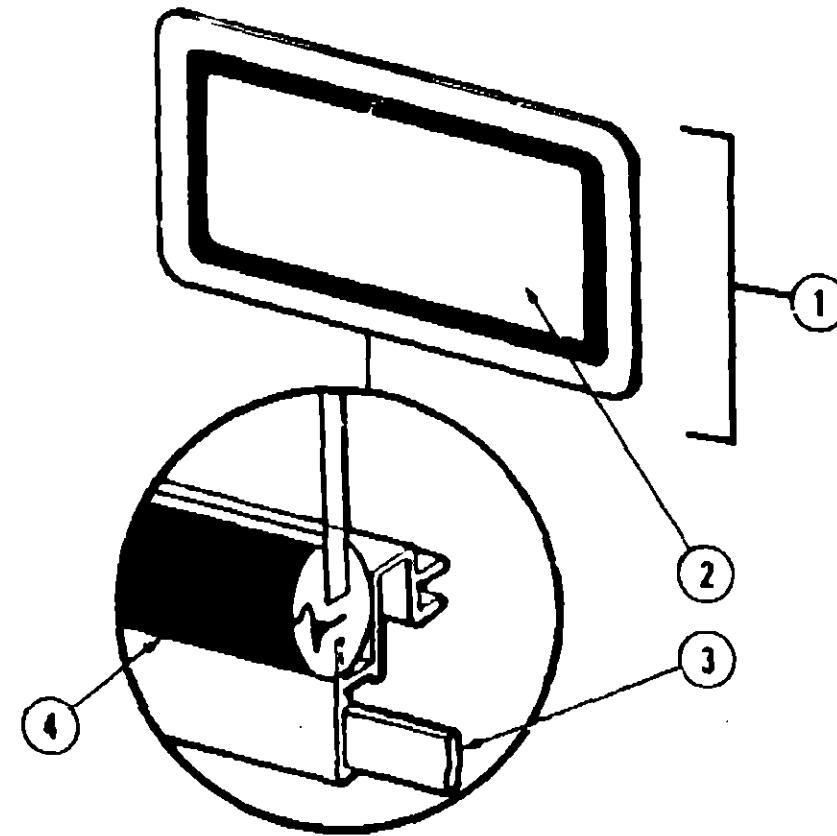
Key	Part Number	U/M	Description
1	092234-03-Y12	EA	Window Asm. - Double Tipout - 31.5" x 60.9" (w/o inside frame)
	090893-09-01A	EA	Inside Frame (not included w/Window Assembly)
2	035302-02-000	EA	Operator Drive
3	090025-01-000	EA	Extension - Window Knob (not included w/Window Assembly)
4	067052-02-000	EA	Window Knob - Beige (not included w/Window Assembly)
	089371-01-000	EA	Screw - Window Knob (not included w/Window Assembly)
5	083227-08-000	EA	Torque Tube Asm.
6	100168-01-000	EA	Screen Clip
7	100234-04-B07	EA	Screen Asm. - Right Side (Illustrated)
	100234-03-B07	EA	Screen Asm. - Left Side (Not illustrated)
	080914-01-000	EA	Corner Key - Screen Asm.
8	088816-51-001	EA	Torque Tube Sleeve
9	030218-03-000	SF	Window Screen - 12"
	100240-01-000	FT	Window Screen Spline
10	090636-55-001	EA	Mullion - Vertical - Black
11	083228-08-000	EA	Torque Tube Asm.
12	084088-22-000	EA	Glass - 9.2" x 29.9"
13	086762-01-000	EA	Window T-Nut
14	068927-03-000	EA	Seal - Rubber
15	084473-01-000	EA	Seal - Rubber
16	086763-01-000	EA	Seal - #10 - 32 x 1/4" PTH
17	097578-01-000	EA	Connecting Rod Asm.
	084453-01-000	EA	Plastic Washer - .06 x .50 x .135
	085315-01-000	EA	Shoulder Rivet
	081649-01-000	EA	Snap Ring Clip
18	084453-02-000	EA	Plastic Washer - .06 x .50 x .25
19	089913-01-000	EA	Hinge
20	035302-01-000	EA	Operator Drive
21	084067-02-000	FT	Seal - Sponge Rubber
22	089640-06-000	FT	Ribbon Seal (not included w/Window Assembly)

1990 WINNEBAGO TABLE OF CONTENTS

INTRODUCTION	A-01 - A-02
ABBREVIATIONS	A-03
ALPHABETICAL/GROUP REFERENCE	A-04 - A-08
WF424RC	A-07 - D-14
WF426RT	D-15 - G-18
WF427RT	G-19 - K-01

1990 WF424RC INDEX

Floor Plan	A-07 - A-08
Accessories Group	A-09 - A-12
Bath Group	A-13 - A-14
Bedroom Group	A-15
Chassis Group	A-16 - A-20
Curtain, Cushion & Pad Group	A-21 - B-04
Dinette Group	B-05 - B-08
Driver's Compartment Group	B-07 - B-09
Electrical Group	B-10 - B-14
Exterior Body Group	B-15 - B-19
Galley Group	B-20 - B-24
Heating & Air Conditioning Group	C-01 - C-03
Interior Finish Group	C-04 - C-08
Labels Group	C-07 - C-14
LP Group	C-15
Lounge Group	C-16
Sealants & Fasteners Group	C-17 - C-19
Water & Sewage Group	C-20 - C-22
Window, Vent & Exterior Door Group	C-23 - D-13



FRONT PICTURE WINDOW
(From: 00-00-00 —05-12-00)

Key	Part Number	U/M	Description
1	078533-06-AA3 041938-12-000	EA	Window Asm. - Front Picture - 14" x 24" - Black (w/o inside frame)
2	002200-07-000	EA	Inside Frame - Black (not included in assembly)
3	069640-06-000	FT	Glass - Tempered - Picture Window - 15.3" x 32.5"
4	002281-01-000	EA	Ribbon Sealer - 5/16" Bead x 15'

FRONT PICTURE WINDOW
(From: 05-13-90—09-99-99)

Key	Part Number	U/M	Description
1	078533-08-B13 041938-12-000	EA	Window Asm. - Picture - 15" x 32" Black (w/o inside frame)
2	002181-13-000	EA	Inside Frame - Black (not included in assembly)
3	069640-06-000	EA	Glass - Window - Gray
4	002281-02-000	EA	Ribbon Sealer - 5/16" Bead x 15'

Seal - Window - Exterior - Weatherstrip - Self Seal - .125"

BUNK SLANT SLIDERS (EXCEL)

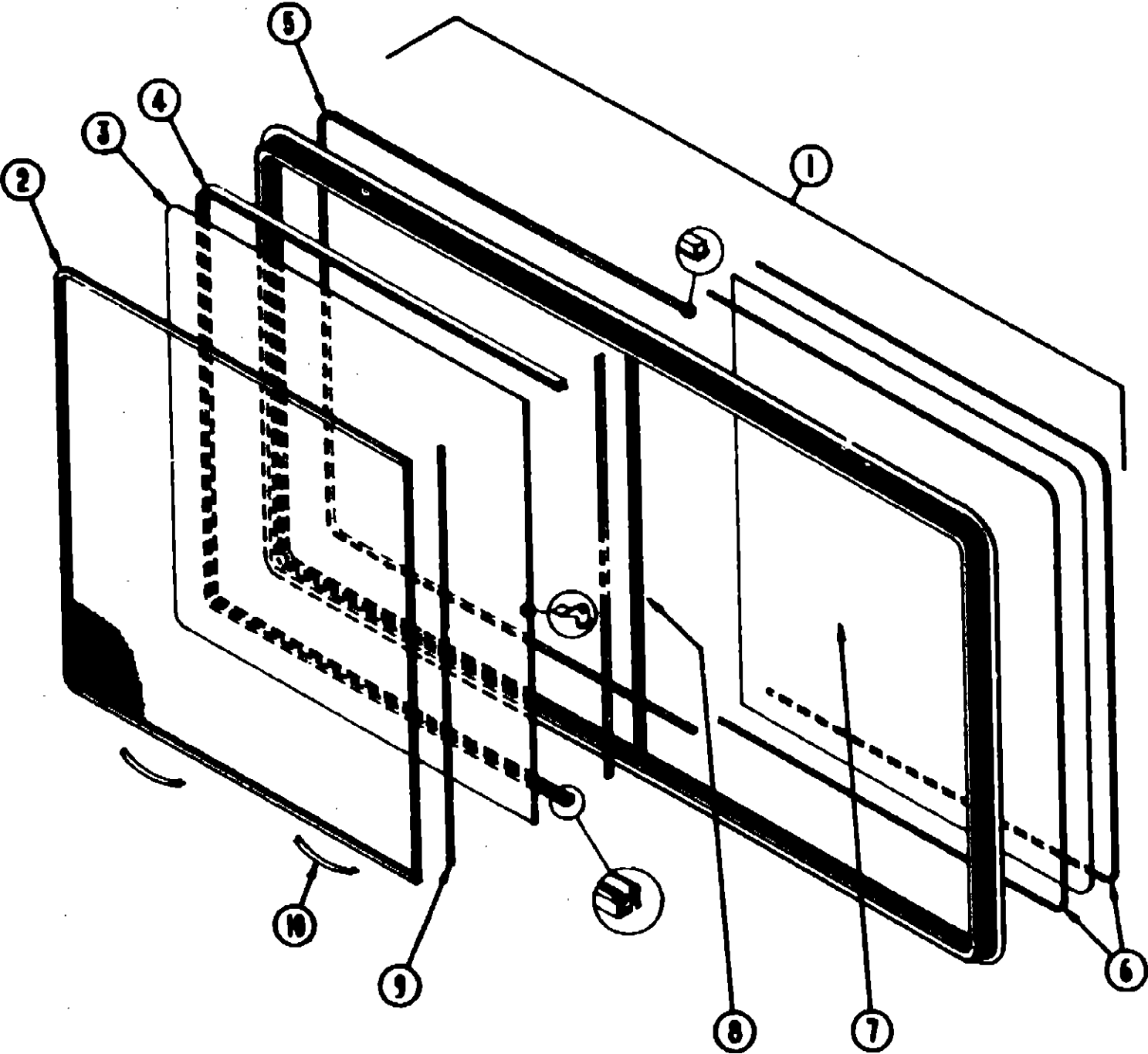
Key	Part Number	U/M	Description
	098646-02-700	EA	Window - Slant Slider - Driver Side (w/o inside frame)
	098646-01-706	EA	Window - Slant Slider - Passenger Side (w/o inside frame)
	098646-01-705	EA	Inside Frame - Window (not included in assembly)
	098646-01-702	EA	Glass - Sliding Sash & Lock
	098644-01-700	EA	Latch Repair Kit
	098644-01-716	EA	Filter Plug
	098644-01-705	FT	Glazing Strip
	098644-01-708	FT	Channel - Pierced Run
	098646-01-700	EA	Glass - Stationary - 22.16" x 10.77"
	098646-01-703	EA	Spacer Track
	098646-01-704	EA	Screen - Window w/Spring & Weatherstrip
	098644-01-701	EA	Splice Plate - Window
	098644-01-702	EA	Screw - Splice - #6 - 32 x 1/4 Pan Head
	098644-01-703	EA	Screw - Locking Rail - #6 x 1.5" - Black
	098644-01-706	FT	Weatherstripping
	098646-01-701	EA	Rail - Locking w/Weatherstrip
	098644-01-711	FT	Weatherstrip - Screen - Black
	098644-01-713	EA	Spring - Screen Frame - Black Plastic

1990 WINNEBAGO
TABLE OF CONTENTS

INTRODUCTION	A-01 - A-02
ABBREVIATIONS	A-03
ALPHABETICAL/GROUP REFERENCE	A-04 - A-06
WF424RC	A-07 - D-14
WF426RT	D-15 - G-18
WF427RT	G-19 - K-01

1990 WF424RC INDEX

Floor Plan	A-07 - A-08
Accessories Group	A-09 - A-12
Bath Group	A-13 - A-14
Bedroom Group	A-15
Chassis Group	A-16 - A-20
Curtain, Cushion & Pad Group	A-21 - B-04
Dinette Group	B-05 - B-06
Driver's Compartment Group	B-07 - B-09
Electrical Group	B-10 - B-14
Exterior Body Group	B-15 - B-19
Galley Group	B-20 - B-24
Heating & Air Conditioning Group	C-01 - C-03
Interior Finish Group	C-04 - C-06
Labels Group	C-07 - C-14
LP Group	C-15
Lounge Group	C-16
Sealants & Fasteners Group	C-17 - C-19
Water & Sewage Group	C-20 - C-22
Window, Vent & Exterior Door Group	C-23 - D-13



GALLEY SINGLE SLIDER (EXCEL)

Key	Part Number	U/M	Description
1	098647-06-705	EA	Window Asm. - Slider - Horizontal (w/o inside frame)
	098647-06-704	EA	Inside Frame (not included in assembly)
2	098647-06-703	EA	Screen Asm. - w/Spring & Weatherstripping
3	098647-06-702	EA	Sash Asm. - w/Latch & Glass
	098644-01-700	EA	Latch Repair Kit
4	098644-01-708	FT	Pierced Run Channel
5	098644-01-706	FT	Weatherstrip
6	098644-01-705	FT	Glazing Strip
7	098647-06-700	EA	Glass - Stationary - 10.91" x 13.77"
8	098647-06-701	EA	Locking Rail w/Weatherstrip
9	098644-01-711	FT	Weatherstrip - Black For Screen
10	098644-01-713	EA	Screen Clips - Black Plastic
	098644-01-701	EA	Window Splice Plate
	098644-01-702	EA	Screw - # 8 - 32 x 1/4 Pan Head
	098644-01-703	EA	Screw - #8 x 1.50 - Flat Head - Recess - Black
	098644-01-710	FT	Screen Track (12')

1990 WINNEBAGO
TABLE OF CONTENTS

INTRODUCTION	A-01 - A-02
ABBREVIATIONS	A-03
ALPHABETICAL/GROUP REFERENCE	A-04 - A-06
WF424RC	A-07 - D-14
WF426RT	D-15 - G-18
WF427RT	G-19 - K-01

1990 WF424RC INDEX

Floor Plan	A-07 - A-08
Accessories Group	A-09 - A-12
Bath Group	A-13 - A-14
Bedroom Group	A-15
Chassis Group	A-16 - A-20
Curtain, Cushion & Pad Group	A-21 - B-04
Dinette Group	B-05 - B-06
Driver's Compartment Group	B-07 - B-08
Electrical Group	B-10 - B-14
Exterior Body Group	B-15 - B-19
Galley Group	B-20 - B-24
Heating & Air Conditioning Group	C-01 - C-03
Interior Finish Group	C-04 - C-06
Labels Group	C-07 - C-14
LP Group	C-15
Lounge Group	C-16
Sealants & Fasteners Group	C-17 - C-19
Water & Sewage Group	C-20 - C-22
Window, Vent & Exterior Door Group	C-23 - D-13