
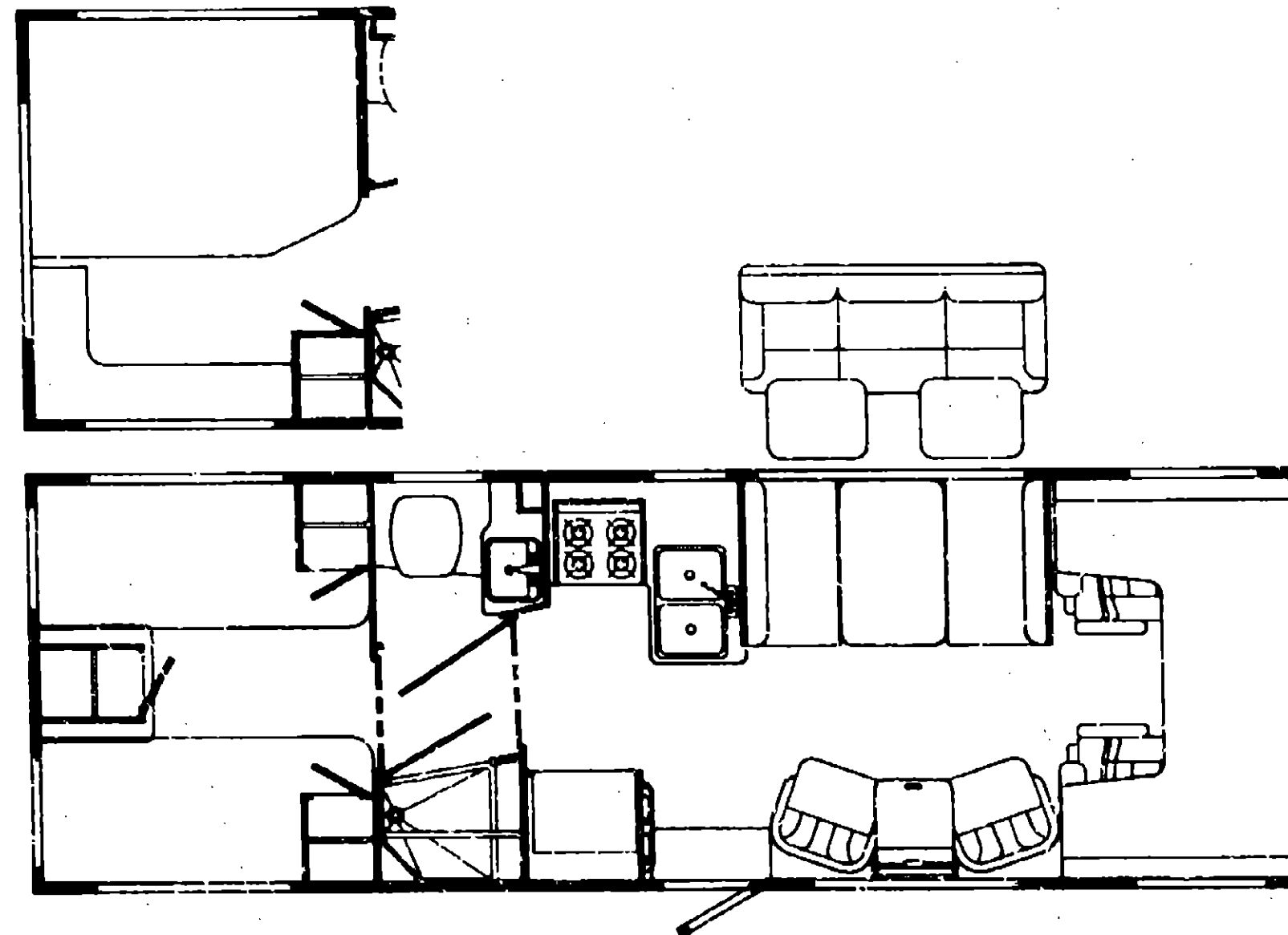


1990 WF327RT



1990 WINNEBAGO TABLE OF CONTENTS

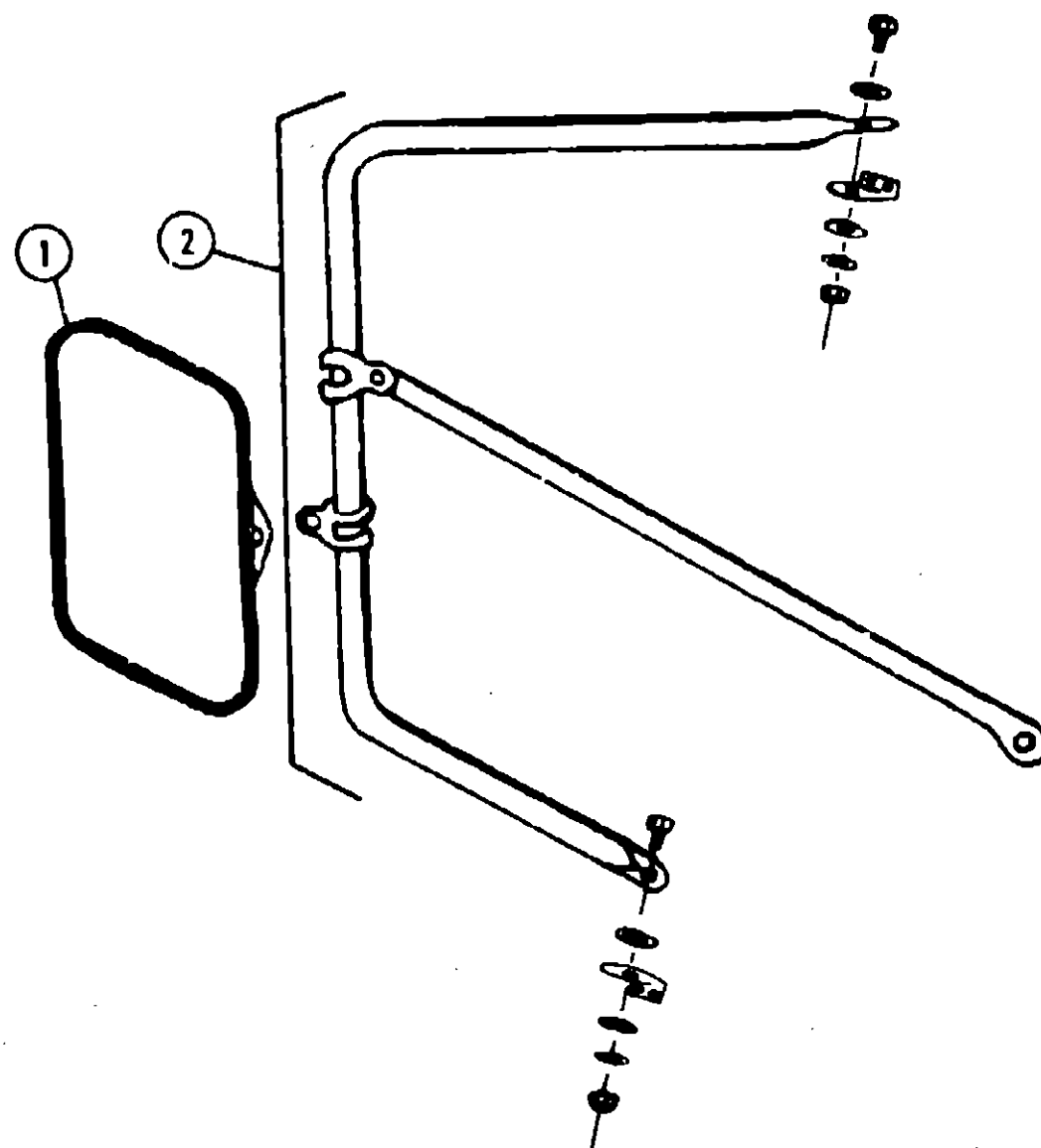
INTRODUCTION	A-01 - A-02
ABBREVIATIONS	A-03
ALPHABETICAL/GROUP REFERENCE	A-04 - A-08
WF327RT	A-07 - D-20
WF327RB	D-21 - G-14
WC/F321RG	G-15 - J-20



1990 WF327RT INDEX

Floor Plan	A-07 - A-08
Accessories Group	A-09 - A-12
Bath Group	A-13 - A-14
Bedroom Group	A-15 - A-18
Chassis Group	A-19 - A-22
Curtain, Cushion & Pad Group	A-23 - B-10
Dinette Group	B-11 - B-12
Driver's Compartment Group	B-13 - B-16
Electrical Group	B-17 - B-19
Exterior Body Group	B-20 - B-24
Galley Group	C-01 - C-04
Heating & Air Conditioning Group	C-05 - C-08
Interior Finish Group	C-07 - C-09
Labels Group	C-10 - C-17
LP Group	C-18
Lounge Group	C-19
Sealants & Fasteners Group	C-20 - C-21
Water & Sewage Group	C-22 - C-24
Window, Vent & Exterior Door Group	D-01 - D-19

ACCESSORIES GROUP



EXTERIOR MIRRORS

Key	Part Number	U/M	Description
1	049347-01-000	EA	Mirror Head - 7 1/2" x 10 1/2" - Stainless Steel (Option L63W)
1	049347-02-000	EA	Mirror Head - 7 1/2" x 10 1/2" - Off White
2	062047-01-000	EA	Arm - West Coast Mirror - Stainless Steel
	006043-01-000	EA	Mirror - Convex - Adhesive Back

WHEEL COVER & MOUNTING HARDWARE (OPTION L194)

Key	Part Number	U/M	Description
	083181-01-000	EA	Wheel Cover - 16" (Set/4)
	083181-01-700	EA	Wheel Cover - 16" (1)

RADIO & RELATED COMPONENTS

Key	Part Number	U/M	Description
	080882-01-000	EA	Radio - AM/FM Stereo - w/Cassette
	007004-01-000	EA	Antenna - Radio - Cab Mount
	074979-01-000	EA	Speaker Cover Protector - Plastic
	089340-01-000	EA	Speaker - Grill - 6.50" - Square
	081082-01-000	EA	Plaque - Mounting Switch
	079385-02-000	EA	Radio Mounting Kit
	084097-01-000	EA	Speaker - 5.25" - w/o Grill
	081069-02-000	EA	Wire Asm. - 9 Pin - Audiovox Radio

ACCESSORIES GROUP (CONTINUED)

MISCELLANEOUS ACCESSORIES

Key	Part Number	U/M	Description
	054185-35-000	EA	Owner's Manual - 1990 - Winnebago & Itasca
	092318-01-000	EA	Binder - 3 Ring - Vendor Manual
	092319-01-000	EA	Page - Plastic Packet
	098084-05-000	EA	Cassette - Winnebago Warrior
	094498-01-000	EA	Fire Extinguisher - 1A 10BC (UL)
	094499-02-000	EA	Fire Extinguisher - 1A 10BC (CSA)
	094499-01-700	EA	Bracket - Mounting w/Plastic Strap - Fire Extinguisher
	072852-01-000	EA	Smoke Detector w/9 Volt Battery
	098055-01-AA3	EA	Tire Cover - Off White
	100803-01-01A	EA	Wall Clock - Round

TV ANTENNA (OPTION 183)

Key	Part Number	U/M	Description
	078319-13-000	EA	Antenna - TV Roof Mount - 44.5"
	078319-13-700	EA	Head - Antenna - Non-Amplified
	078319-01-701	EA	Gear - Elevating - Plastic
	078319-01-702	EA	Shaft Asm. - Elevating
	078319-01-703	EA	Bearing - Nylon - .5" OD
	078319-01-704	EA	Bearing - Nylon - 1.25" OD
	078319-01-705	EA	Grommet - Nylon - 7/8" ID
	078319-01-706	EA	Crank - Elevating w/Set Screw
	078319-01-707	EA	Spring - Handle
	078319-06-000	EA	Adaptor - Cable Roof Plate
	093252-01-01A	EA	Wallplate/Cable - Beige
	078319-11-000	EA	Adapter - Coax w/Splitter
	078319-03-000	FT	Cable - Coaxial - 1000' Roll
	078319-12-000	EA	Connector - Coaxial
	078319-04-000	EA	Connector w/Ferrule
	080734-02-000	EA	Clip - Wire Nylon

EXPORT GENERATORS (3.5KW) (OPTION 3831A)

Key	Part Number	U/M	Description
	081634-02-000	EA	Generator - Emerald - 3.5 kw
	100874-05-000	EA	Generator - Onan - 4.0kw
	008051-01-000	EA	Power Cord - 10-3 - 30 Amp. - 25'
	083208-01-000	EA	Converter - 40 Amp. w/Charger
	079654-05-000	EA	Exhaust Pipe - Generator
	081384-01-000	EA	Muffler - Generator - 3.5KW
	081634-02-700	EA	LP System - For Onan Conversion
	078045-01-000	EA	Strap - Support - Generator - 4 Hole
	084385-01-000	EA	Strap - Support - Generator - 2 Hole
	007067-01-000	SF	Insulation - Fiberglass - 1"
	079654-01-700	EA	Hinge Kit - Emerald Generator
	007063-01-000	FT	Hose - Gas - 1/4" ID x 1/2" OD
	007125-04-000	EA	Clamp - Muffler - 1.1" Dia.
	007161-01-000	EA	Clamp - Hose - Spring Type - 1/2"

These are parts used from 3/12/90 on.

TV & VCR COMPONENT (OPTIONS L43V & L72H)

Key	Part Number	U/M	Description
	088446-01-000	EA	VCR - Cable Ready - VHS Remote
	088447-01-000	EA	TV - 13" Color w/Remote Control (US)
	088447-02-000	EA	TV - 13" Color w/Remote Control (CSA)
	088447-01-700	EA	Remote Control - TV
	088856-01-000	EA	TV - Tiedown Strap
	088819-01-000	EA	Speaker - 4"
	083252-01-01A	EA	Wall Plate - Cable - Beige

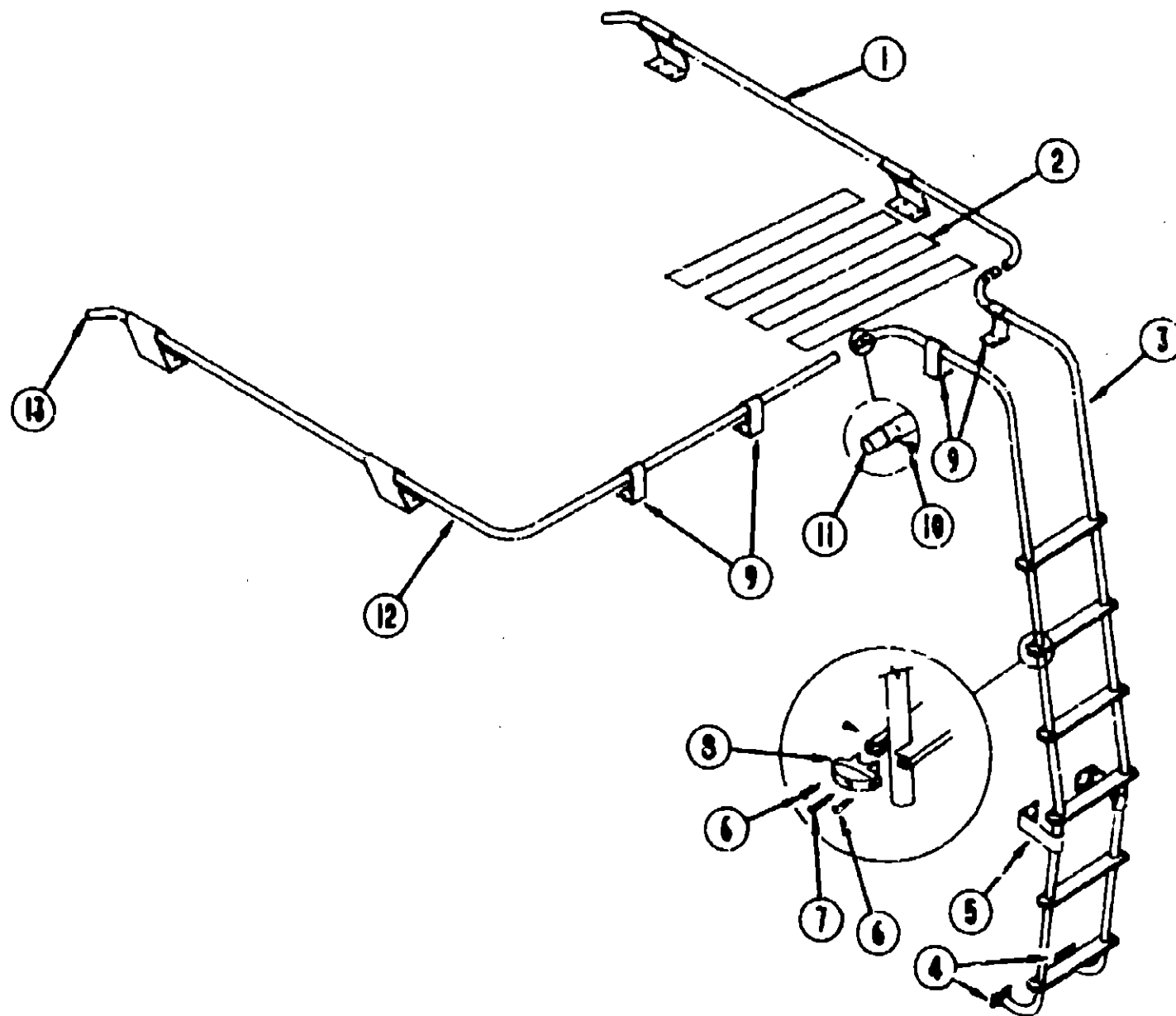
1990 WINNEBAGO TABLE OF CONTENTS

INTRODUCTION	A-01 - A-02
ABBREVIATIONS	A-03
ALPHABETICAL/GROUP REFERENCE	A-04 - A-08
WF327RT	A-07 - D-20
WF327RB	D-21 - G-14
WC/F321RG	G-15 - J-20

1990 WF327RT INDEX

Floor Plan	A-07 - A-08
Accessories Group	A-09 - A-12
Bath Group	A-13 - A-14
Bedroom Group	A-15 - A-18
Chassis Group	A-19 - A-22
Curtain, Cushion & Pad Group	A-23 - B-10
Dinette Group	B-11 - B-12
Driver's Compartment Group	B-13 - B-16
Electrical Group	B-17 - B-19
Exterior Body Group	B-20 - B-24
Galley Group	C-01 - C-04
Heating & Air Conditioning Group	C-05 - C-08
Interior Finish Group	C-09 - C-10
Label Group	C-10 - C-17
LP Group	C-18
Lounge Group	C-19
Sealants & Fasteners Group	C-20 - C-21
Water & Sewage Group	C-22 - C-24
Window, Vent & Exterior Door Group	D-01 - D-19

ACCESSORIES GROUP (CONTINUED)



RACK & LADDER COMPONENTS (OPTION L512)

Key	Part Number	U/M	Description
1	081026-01-T03	EA	Rack Asm. - Passenger Side w/2 Angled Standoff
2	08327-01-000	EA	Tape - Anti-Slip - 2" x 60"
3	081016-04-AA3	EA	Ladder
4	067165-01-000	EA	Mounting Bracket - Ladder - Lower
5	067125-01-000	EA	Standoff - Ladder - Bright Dipped - Lower
6	000G39-06-10T	EA	Screw - SF/DR - 6 - 20 x 5/8" PPH - Black
7	000G68-10-36T	EA	Screw - 10 - 12 x 2.25" POH - Black
8	076980-02-000	EA	End Cap - Step - Black
9	080506-01-000	EA	Standoff - Rack & Ladder - Bright Dipped
9	091085-02-000	EA	Standoff - Rack & Ladder - Bright Dipped
10	000G39-08-08E	EA	Screw - SF/DR - 8 - 18 x 50 PPH
11	083891-51-002	EA	Splice
12	081026-02-T03	EA	Rack Asm. - Driver Side w/2 Angled & 2 Straight Standoff
13	081114-01-000	EA	Cap - Insert - Round - 1" Dia.

* These parts are used from 3/5/90 on.

ACCESSORIES GROUP (CONTINUED)

GENERATORS & COMPONENTS (OPTION L39E)

Key	Part Number	U/M	Description
	100971-03-000	EA	Generator - Emerald - 4.0 kw
	082273-01-000	EA	Exhaust Pipe - Generator - w/2 Bolt Hole Flange
	076554-05-000	EA	Exhaust Pipe - Generator
	081364-01-000	EA	Muffler - Generator - Emerald
	082272-01-000	EA	Muffler - Generator
	007067-01-000	SF	Insulation - Fiberglass - 1"
	078045-01-000	EA	Strap - Support - Generator - 4 Hole
	084385-01-000	EA	Strap - Support - Generator - 2 Hole
	079854-01-700	EA	Hinge Kit - Emerald Generator
	007063-01-000	EA	Hose - Gas - 1/4" ID x 1/2" OD
	007125-03-000	EA	Clamp - Muffler - 1.1" Dia.
	007125-04-000	EA	Clamp - Muffler - 1.5" Dia.
	007181-01-000	EA	Clamp - Hose - Spring Type - 1/2"
	083208-01-000	EA	Converter - 40 Amp. w/Charger (CSA)
	068052-01-000	EA	Power Cord - 10-3 Wire - 30 Amp. - 25' (CSA)

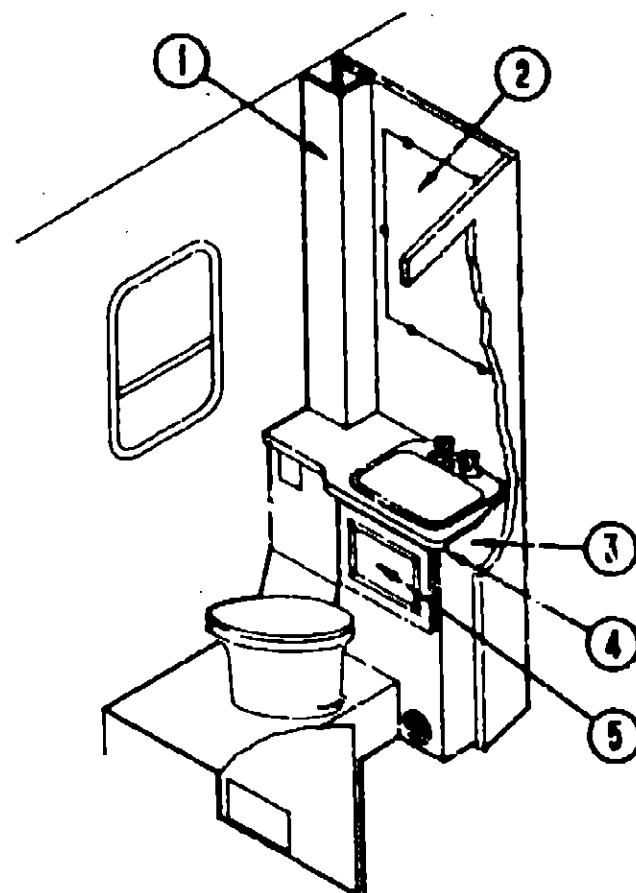
1990 WINN-DIEGO TABLE OF CONTENTS

INTRODUCTION	A-01 - A-02
ABBREVIATIONS	A-03
ALPHABETICAL/GROUP REFERENCE	A-04 - A-06
WF327RT	A-07 - D-20
WF327RB	D-21 - G-14
WC/F321RG	G-15 - J-20

1990 WF327RT INDEX

Floor Plan	A-07 - A-08
Accessories Group	A-09 - A-12
Bath Group	A-13 - A-14
Bedroom Group	A-15 - A-19
Chassis Group	A-19 - A-22
Curtain, Cushion & Pad Group	A-23 - B-10
Dinette Group	B-11 - B-12
Driver's Compartment Group	B-13 - B-16
Electrical Group	B-17 - B-19
Exterior Body Group	B-20 - B-24
Galley Group	C-01 - C-04
Heating & Air Conditioning Group	C-05 - C-06
Interior Finish Group	C-07 - C-09
Labels Group	C-10 - C-17
LP Group	C-18
Lounge Group	C-19
Sealants & Fasteners Group	C-20 - C-21
Water & Sewage Group	C-22 - C-24
Window, Vent & Exterior Door Group	D-01 - D-18

BATH GROUP



BATH CABINETRY

Key	Part Number	U/M	Description
1	095927-01-AA3	EA	Cabinet Asm. - Pipe Cover
2	M66652-21-AA8	EA	Door Asm. - Medicine Cabinet - 15.5" x 29.3" - w/o Hardware
2	M96652-21-A93	EA	Door Asm. - Medicine Cabinet - 15.5" x 29.3" - w/o Hardware
	M96517-01-AA3	EA	Medicine Cabinet Asm. w/Door
	058331-05-000	EA	Mirror - Safety Glass - 12" x 26"
3	M92359-02-AA3	EA	Cabinet Asm. - Lavatory - w/Countertop - w/o Door or Hardware (US)
3	M92359-02-AA4	EA	Cabinet Asm. - Lavatory - w/Countertop - w/o Door or Hardware (US)
3	M04043-01-AA3	EA	Cabinet Asm. - Lavatory - w/Countertop - w/o Door or Hardware (CSA)
3	M04043-01-AA4	EA	Cabinet Asm. - Lavatory - w/Countertop - w/o Door or Hardware (CSA)
4	092359-13-AA3	EA	Countertop Asm. - Lavatory
4	092359-13-AA4	EA	Countertop Asm. - Lavatory
5	M96652-44-AA3	EA	Door Asm. - Lavatory Cabinet - 14.4" x 17.9" (w/o Hardware)
5	M96652-44-A93	EA	Door Asm. - Lavatory Cabinet - 14.4" x 17.9" (w/o Hardware)
	M82429-05-AA3	EA	Door Asm. - Bath - w/o Mirror or Hardware
	093446-01-AA3	EA	Mirror Asm. - Bath Door
	053331-20-000	EA	Mirror - Safety Glass - 13.2" x 44.5"
	M82429-04-AA3	EA	Door Asm. - Shower - w/o Mirror or Hardware

These parts were used from 1/27/91 on.

BATH GROUP (CONTINUED)

BATH & WARDROBE HARDWARE

Key	Part Number	U/M	Description
	M02673-08-X81	EA	Shower Pan Asm.
	075605-01-000	EA	Panel - Shower Faucet - Plastic - Back
	084481-10-000	EA	Shower Curtain - 70" x 32" - Vinyl
	092464-01-01A	FT	Track - Shower Curtain - 8' - Off White
	075241-04-000	EA	Faucet - Shower - Brass
	075241-05-000	EA	Faucet - Shower - Bone
	011048-02-000	EA	Shower Head - w/80" Hose (US)
	011048-05-000	EA	Shower Head - w/80" Hose (CSA)
	075606-01-000	EA	Shower Panel - Faucet - Plastic
	036440-01-000	EA	Strainer - Shower Pan Asm.
	069735-01-000	EA	Washer - Tailpiece - 1.5" Plastic - Shower Pan Asm.
	066436-01-000	EA	Slip Nut - 1.5" Tailpiece - Shower Pan Asm.
	011069-02-000	EA	Tailpiece - 1 1/2" x 1 1/4" x 4" - Brass
	075240-05-000	EA	Faucet - Lavatory - Brass
	075240-06-000	EA	Faucet - Lavatory - Bone
	091253-01-000	EA	Gasket - Lavatory Faucet
	081614-02-000	EA	Soap Dish w/Plastic Cover - Brass
	096927-01-01A	EA	Sink - Lavatory - Rectangular - Plastic - Bone (US)
	096927-01-700	EA	Sink - Stopper
	096927-01-761	EA	Tailpiece - Sink
	089366-01-000	EA	Sink - Oval - Ivory Plastic (CSA)
	089366-01-700	EA	Plug - C.O. - Ivory - 1 1/4 x 5 (CSA)
	067487-01-000	EA	Toilet - Thetford - Aqua Magic
	067487-01-700	EA	C.L.F.L. Seal & Bolt Package
	063740-01-710	EA	Link
	063740-01-711	EA	Spring - Return Lever
	063740-01-705	EA	Seat - Ivory - w/o Cover
	063740-01-700	EA	Lever - Water
	063740-01-701	EA	Lever - Flush
	063740-01-713	EA	Seal - Ball Valve to Bowl
	063740-01-714	EA	Valve Asm. - Water
	063740-01-707	EA	Seal - Closet Flange
	063740-01-706	EA	Bolt Package - Closet
	024676-01-000	EA	Closet Flange - 4" x 3" (US)
	024676-02-000	EA	Closet Flange - 4" x 3" (CSA)
	075452-02-000	EA	Tissue Holder - Brass
	075454-02-000	EA	Towel Ring - Bright Brass w/Mounting Hardware
	075453-02-000	EA	Towel Bar - 18" - Brass
	056351-20-000	EA	Mirror - 13.2" x 44.4" (Bath Door)
	058331-05-000	EA	Mirror - 12" x 26" (Medicine Cabinet)
	009086-01-000	EA	Clip - Mirror
	075630-02-000	EA	Clothes Rod - Adjustable - 27" to 36" (Shower)
	009112-01-000	EA	Flange - Clothes Rod - 1"
	041853-03-000	FT	Conduit - Convolute Skt - 1" ID (Clothes Rod Cover)
	093586-03-000	EA	Catch - Medicine Cabinet
	059335-02-000	EA	Latch - Shower/Bath Door
	093588-04-000	EA	Strike - Medicine Cabinet
	006013-01-000	EA	Catch - Male Bulldog - Door Mounted (Shower/Bath Door)
	009013-02-000	EA	Catch - Female Bulldog - Wall Mounted
	009151-01-000	EA	Warp Guard - Shower/Bath Door - 48"
	059777-02-000	EA	Hinge - Cabinet Door - Burnished Brass

The illustrated parts breakdown for this item is provided on the Common Items Fiche.

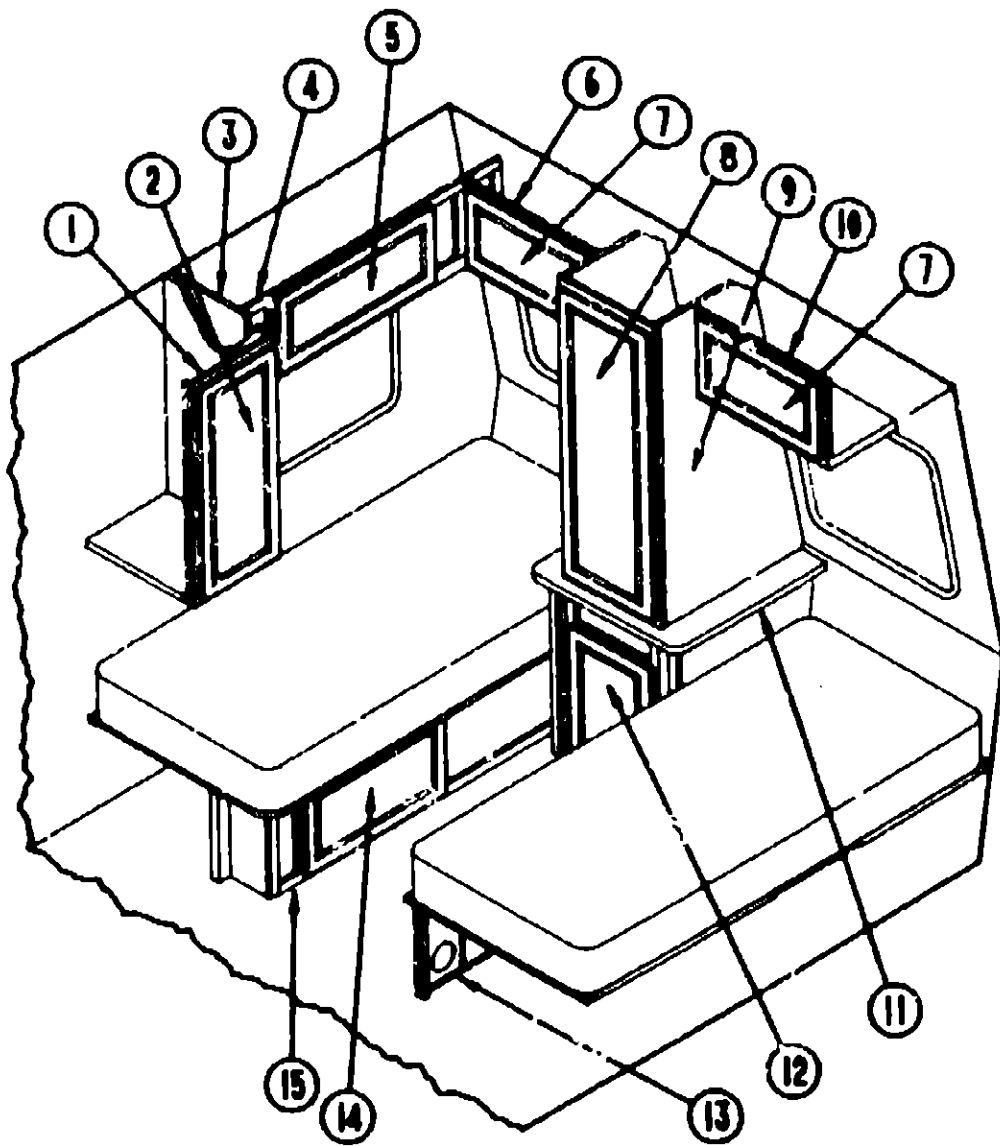
1990 WINNEBAGO TABLE OF CONTENTS

INTRODUCTION	A-01 - A-02
ABBREVIATIONS	A-03
ALPHABETICAL/GROUP REFERENCE	A-04 - A-06
WF327RT	A-07 - D-20
WF327RB	D-21 - G-14
WG/F321RG	G-15 - J-20

1990 WF327RT INDEX

Floor Plan	A-07 - A-08
Accessories Group	A-09 - A-12
Bath Group	A-13 - A-14
Bedroom Group	A-15 - A-18
Chassis Group	A-19 - A-22
Curtain, Cushion & Pad Group	A-23 - B-10
Dinette Group	B-11 - B-12
Driver's Compartment Group	B-13 - B-16
Electrical Group	B-17 - B-19
Exterior Body Group	B-20 - B-24
Galley Group	C-01 - C-04
Heating & Air Conditioning Group	C-05 - C-09
Interior Finish Group	C-07 - C-09
Labels Group	C-10 - C-17
LP Group	C-18
Lounge Group	C-19
Sealants & Fasteners Group	C-20 - C-21
Water & Sewage Group	C-22 - C-24
Window, Vent & Exterior Door Group	D-01 - D-19

BEDROOM GROUP



TWIN BED CABINETRY & HARDWARE

Key	Part Number	U/M	Description
1	095937-01-AA3	EA	Cabinet Asm. - Passenger Side Shirt Closet - w/o Door or Hardware
	095938-01-AA3	EA	Cabinet Asm. - Driver Side Shirt Closet - w/o Door or Hardware
2	M98852-40-AA3	EA	Door Asm. - Shirt Closets - 14" x 33" w/o Hardware
*2	M98852-40-A93	EA	Door Asm. - Shirt Closets - 14" x 33" w/o Hardware
3	081280-18-AA3	EA	End Cap - Cabinet
4	M95940-01-AA3	EA	Cabinet Asm. - Passenger Side Overhead - w/o Door or Hardware
	M95941-01-AA3	EA	Cabinet Asm. - Driver Side Overhead - w/o Door or Hardware
5	M98852-48-AA3	EA	Door Asm. - Rear Overheads - w/o Hardware
*5	M98852-48-A93	EA	Door Asm. - Rear Overheads - w/o Hardware
6	M95942-02-AA3	EA	Cabinet Asm. - Rear Overhead - Passenger Side - w/o Door or Hardware
7	M98852-47-AA3	EA	Door Asm. - Overhead - 14.4" x 17.9" - w/o Hardware
*7	M98852-47-A93	EA	Door Asm. - Overhead - 14.4" x 17.9" - w/o Hardware
8	M98852-17-AA3	EA	Door Asm. - Wardrobe - w/o Mirror - 45.5" x 15.5" - w/o Hardware
†8	M98852-78-A93	EA	Door Asm. - Wardrobe - w/Mirror - 45" x 16" - w/o Hardware
9	M95928-01-AA3	EA	Cabinet Asm. - Center Wardrobe - w/o Door or Hardware
10	M95942-01-AA3	EA	Cabinet Asm. - Rear Overhead - Driver Side - w/o Door or Hardware
11	095928-14-AA3	EA	Countertop - Wardrobe
11	095928-14-AA4	EA	Countertop - Wardrobe
12	M98852-41-AA3	EA	Door Asm. - Cabinet - 21.8" x 14.4" - w/o Hardware
*12	M98852-41-A93	EA	Door Asm. - Cabinet - 21.8" x 14.4" - w/o Hardware
13	M92336-01-AA3	EA	Cabinet Asm. - Twin Bed - Driver Side - w/o Hardware
14	M98852-42-AA3	EA	Door Asm. - Twin Bed Cabinet - 12" x 25.9"
†14	M98852-42-A93	EA	Door Asm. - Twin Bed Cabinet - 12" x 25.9"
††14	M98852-10-A93	EA	Door Asm. - Twin Bed Cabinet - 12" x 26"
15	M92335-01-AA3	EA	Cabinet Asm. - Twin Bed Cabinet - Passenger Side w/Door or Hardware
• These parts are used from 11/27/89 on.			
† These parts were used from 10/2/89 on.			
†† These parts were used from 11/13/89 on.			

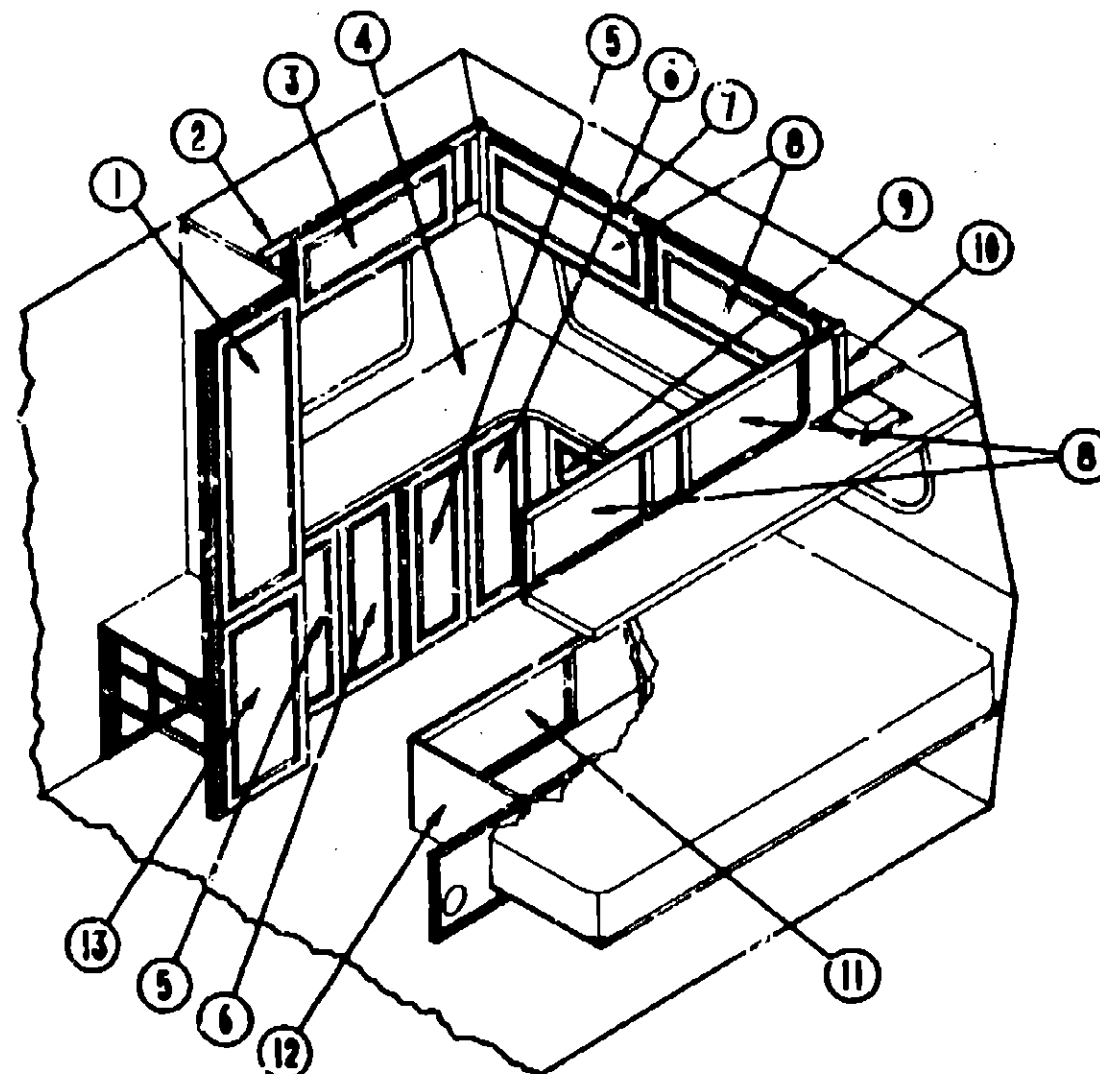
**1990 WINNEBAGO
TABLE OF CONTENTS**

INTRODUCTION	A-01 - A-02
ABBREVIATIONS	A-03
ALPHABETICAL GROUP REFERENCE	A-04 - A-06
WF327RT	A-07 - D-20
WF327RB	D-21 - G-14
WC/F321RG	G-15 - J-20

1990 WF327RT INDEX

Floor Plan	A-07 - A-08
Accessories Group	A-09 - A-12
Bath Group	A-13 - A-14
Bedroom Group	A-15 - A-18
Chassis Group	A-19 - A-22
Curtain, Cushion & Pad Group	A-23 - B-10
Dinette Group	B-11 - B-12
Driver's Compartment Group	B-13 - B-16
Electrical Group	B-17 - B-19
Exterior Body Group	B-20 - B-24
Galley Group	C-01 - C-04
Heating & Air Conditioning Group	C-05 - C-08
Interior Finish Group	C-07 - C-09
Labels Group	C-10 - C-17
LP Group	C-18
Lounge Group	C-19
Sealants & Fasteners Group	C-20 - C-21
Water & Sewage Group	C-22 - C-24
Window, Vent & Exterior Door Group	D-01 - D-19

BEDROOM GROUP (CONTINUED)



Key	Part Number	U/M	Description
1	M96652-78-A93	EA	Door Asm. - Wardrobe - 15.5" x 45.4" - w/o Hardware
	M95828-01-AA3	EA	Cabinet Asm. - Wardrobe - w/o Door or Hardware
2	M95871-01-AA3	EA	Cabinet Asm. - Passenger Side Overhead - 14.4" x 33.5" - w/o Door or Hardware
	081280-48-AA3	EA	End Cap - Cabinet - Front
3	M96652-48-AA3	EA	Door Asm. - Passenger Side Overhead - 14.4" x 33.5" - w/o Hardware
*3	M96652-48-A93	EA	Door Asm. - Passenger Side Overhead - 14.4" x 33.5" - w/o Hardware
4	M97945-01-AA3	EA	Cabinet Asm. - Vanity w/Countertop - w/o Doors or Hardware
	097945-13-AA3	EA	Countertop - Vanity Cabinet
**4	M97945-01-A93	EA	Cabinet Asm. - Vanity w/Countertop - w/o Doors or Hardware
**4	M97945-01-A94	EA	Cabinet Asm. - Vanity w/Countertop - w/o Doors or Hardware
**4	097945-13-A93	EA	Countertop - Vanity Cabinet
**4	097945-13-A94	EA	Countertop - Vanity Cabinet
5	M96652-58-AA3	EA	Door Asm. - Vanity Cabinet - 10.8" x 27.9" - w/o Hardware
*5	M96652-58-A93	EA	Door Asm. - Vanity Cabinet - 10.8" x 27.9" - w/o Hardware
6	M96652-59-AA3	EA	Door Asm. - Vanity Cabinet - 10.8" x 27.9" - w/o Hardware
*6	M96652-59-A93	EA	Door Asm. - Vanity Cabinet - 10.8" x 27.9" - w/o Hardware
7	M95970-01-AA3	EA	Cabinet Asm. - Backwall Overhead - w/o Doors or Hardware
8	M96652-38-AA3	EA	Door Asm. - Backwall Cabinet - 14.4" x 26.8" - w/o Hardware
*8	M96652-38-A93	EA	Door Asm. - Backwall Cabinet - 14.4" x 26.8" - w/o Hardware
9	M96652-60-AA3	EA	Door Asm. - Vanity Cabinet - 15.7" x 27.9" - w/o Hardware
9	M96652-60-A93	EA	Door Asm. - Vanity Cabinet - 15.7" x 27.9" - w/o Hardware
10	M95872-01-AA3	EA	Cabinet Asm. - Driver Side Overhead - w/o Doors or Hardware
	081280-21-AA3	EA	End Cap - Cabinet - Front
11	M96652-43-AA3	EA	Door Asm. - Double Bed Cabinet - 12" x 29.1" - w/o Hardware
*11	M96652-43-A93	EA	Door Asm. - Double Bed Cabinet - 12" x 29.1" - w/o Hardware
12	M93436-01-AA3	EA	Cabinet Asm. - Double Bed - w/o Door or Hardware
13	M96652-39-AA3	EA	Door Asm. - Wardrobe Cabinet - 15.5" x 29.5" - w/o Hardware
*13	M96652-39-A93	EA	Door Asm. - Wardrobe Cabinet - 15.5" x 29.5" - w/o Hardware
	These parts were used from 11/27/89 on.		
**	These parts were used from 10/2/89 on.		

BEDROOM HARDWARE

Key	Part Number	U/M	Description
	041953-03-000	FT	Conduit - Convoluted Slit - 1" ID (Clothes Rod Cover)
	042438-01-000	EA	Dowel - Wood - Clothes Rod - 1" Dia. x 4'
	008112-01-000	EA	Flange - 1" Clothes Rod - Plastic - Off White
	089076-03-000	EA	H-Channel - Bed Support - Beige

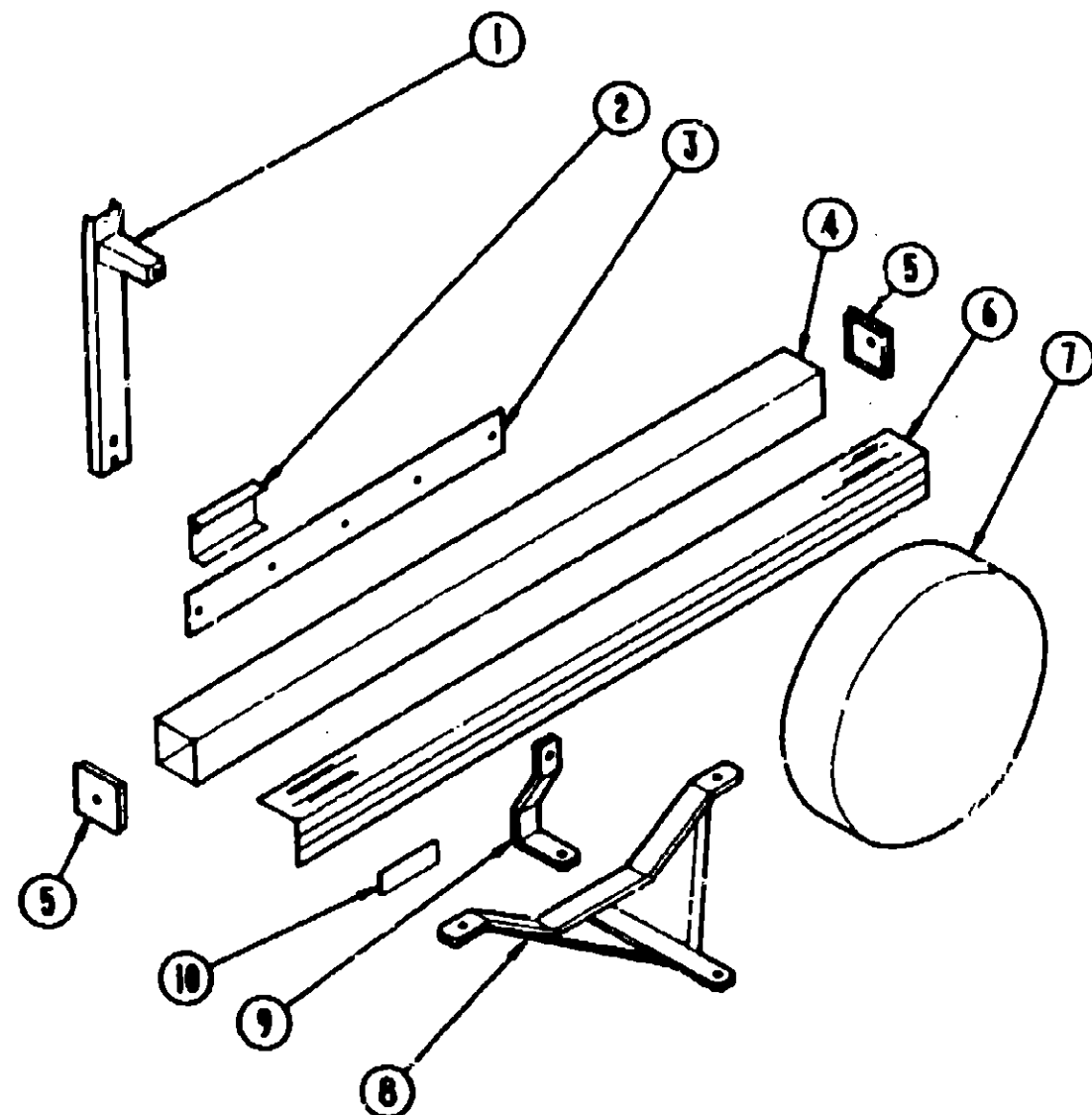
1990 WINNEBAGO TABLE OF CONTENTS

INTRODUCTION	A-01 - A-02
ABBREVIATIONS	A-03
ALPHABETICAL/GROUP REFERENCE	A-04 - A-06
WF327RT	A-07 - D-20
WF327RB	D-21 - G-14
WC/F321RG	G-15 - J-20

1990 WF327RT INDEX

Floor Plan	A-07 - A-08
Accessories Group	A-08 - A-12
Bath Group	A-13 - A-14
Bedroom Group	A-15 - A-18
Cheese Group	A-19 - A-22
Curtain, Cushion & Pad Group	A-23 - E-10
Dinette Group	B-11 - B-12
Driver's Compartment Group	B-13 - B-16
Electrical Group	B-17 - B-19
Exterior Body Group	B-20 - B-24
Galley Group	C-01 - C-04
Heating & Air Conditioning Group	C-05 - C-06
Interior Finish Group	C-07 - C-09
Labels Group	C-10 - C-17
LP Group	C-18
Lounge Group	C-19
Sealants & Fasteners Group	C-20 - C-21
Water & Sewage Group	C-22 - C-24
Window, Vent & Exterior Door Group	D-01 - D-19

CHASSIS GROUP



SPARE TIRE, HITCH & REAR BUMPER

Key	Part Number	U/M	Description
1	078027-01-000	EA	Bracket Asm. - Tire Carrier
2	M64800-02-000	EA	Mount Support - Tire Carrier
3	M22150-01-000	EA	Bracket - Rear Bumper
4	084902-01-000	EA	Bumper Asm. - Square - Off White
5	038179-01-000	EA	Bumper Cap - Black Rubber - 4" x 4"
6	041332-03-000	EA	Cover - Bumper - w/o Reflector - 4" Square x 82"
7	088855-01-AA3	EA	Cover - Spare Tire - Vinyl - Off White
8	084833-03-000	EA	Trailer Hitch Asm.
9	084824-02-000	EA	Support - Trailer Hitch
10	041332-02-000	EA	Reflector - Bumper Cover - Self-Adhesive - 6 1/2" x 3/4"
	070917-02-000	EA	Tire - Michelin - Radial
	083817-01-000	EA	Wheel - Steel - 6" x 16" - 8 Hole
	051377-01-000	EA	Valve Stem Asm.

CHASSIS GROUP (CONTINUED)

MISCELLANEOUS CHASSIS PARTS

Key	Part Number	U/M	Description
	051897-01-000	EA	Bracket - Battery Tie Down - 8.9"
†	085450-05-000	EA	Tiedown - Battery
	008037-01-000	EA	Battery Cable - 1 AWG - Black
	063037-02-000	EA	Battery Cable - 1 AWG - Red
	010497-01-000	EA	Clamp - Closed - 5/8 ID
	007181-01-000	EA	Clamp - Hose - Spring Type 112
	082401-01-000	EA	Clamp - Hose - Wormgear - .22" ID - 1" ID
	082401-02-000	EA	Clamp - Hose - Wormgear - 1.58" - 2.5" ID
	082401-03-000	EA	Clamp - Hose - Wormgear - .25" ID - 1" ID
	082401-04-000	EA	Clamp - Hose - Wormgear - .89" ID - 1.25" ID
	082401-06-000	EA	Clamp - Hose - Wormgear - .22" ID - .82" ID
	023148-01-000	EA	Clamp - Screw Type - 4"
	096020-01-000	EA	Storage Compartment Asm. - Passenger Side
	096020-02-000	EA	Storage Compartment Asm. - Driver Side
	096020-03-000	EA	Storage Compartment Asm. - Passenger Side - Rsa.
	096020-01-000	EA	Storage Compartment - Plastic
	078046-02-000	EA	Storage/Generator Compartment
	007063-01-000	FT	Hose - Gas - 1/4 ID x 1/2 OD
	007108-01-000	FT	Hose - Heater - 5/8 ID
	017516-01-000	EA	Mud Flap w/Holes - 14" x 18" - Black
	084089-01-000	EA	Splash Guard - Black Rubber
	045731-04-000	EA	Rock Guard
	072884-20-000	EA	Running Boards - Ford - 40" (Option: 66R)
	094795-01-000	EA	Speedometer - Kilometer (CSA)
	077848-02-000	EA	Step Asm. - Pullout
	076241-01-000	EA	Support Asm. - Step
	078137-02-000	EA	Tray - Storage Compartment - 27.18" x 21" Deep
	096322-01-000	EA	Wheelwell - Plastic
	008343-01-000	EA	Wire Tie - 6"

† These parts are used from 7/17/89 on.

NOTE: Remainder of exhaust components available from Chassis Service Center.

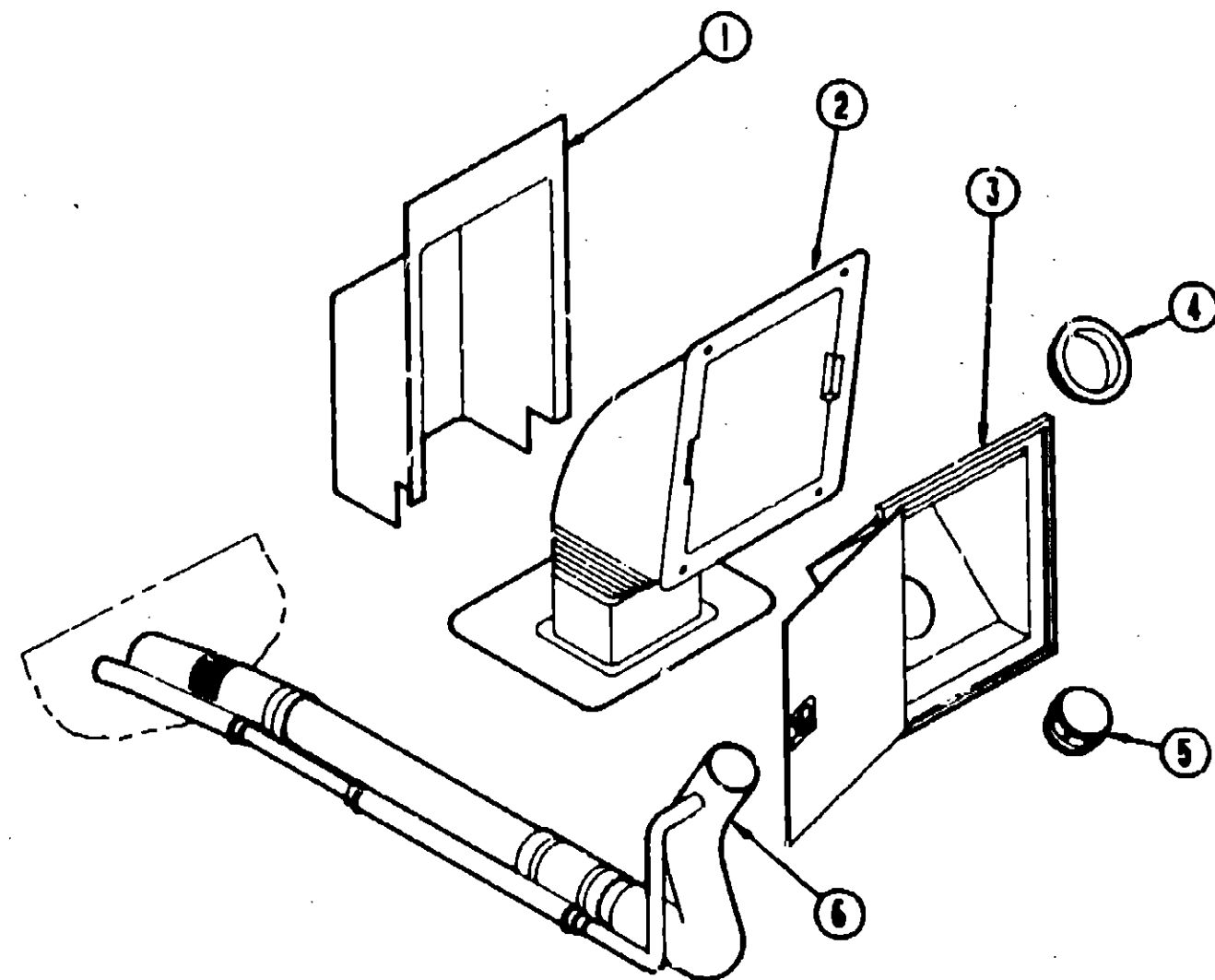
1990 WINNEBAGO TABLE OF CONTENTS

INTRODUCTION	A-01 - A-02
ABBREVIATIONS	A-03
ALPHABETICAL/GROUP REFERENCE	A-04 - A-06
WF327RT	A-07 - D-20
WF327RB	D-21 - G-14
WC/F321RG	G-15 - J-20

1990 WF327RT INDEX

Floor Plan	A-07 - A-08
Accessories Group	A-09 - A-12
Bath Group	A-13 - A-14
Bedroom Group	A-15 - A-18
Chassis Group	A-19 - A-22
Curtain, Cushion & Pad Group	A-23 - B-10
Dinette Group	B-11 - B-12
Driver's Compartment Group	B-13 - B-16
Electrical Group	B-17 - B-19
Exterior Body Group	B-20 - B-24
Galley Group	C-01 - C-04
Heating & Air Conditioning Group	C-05 - C-08
Interior Finish Group	C-07 - C-09
Labels Group	C-10 - C-17
LP Group	C-18
Lounge Group	C-19
Sealants & Fasteners Group	C-20 - C-21
Water & Sewage Group	C-22 - C-24
Windows, Vent & Exterior Door Group	D-01 - D-19

CHASSIS GROUP (CONTINUED)



FUEL FILL COMPONENTS

Key	Part Number	U/M	Description
1	078040-02-000	EA	Shroud - Fuel Fill - Upper
2	083578-01-000	EA	Boot - Fuel Fill
	084235-01-000	EA	Support Flange - Fuel Fill Boot
3	078010-03-000	EA	Door Asm. - Fuel Fill - Off White
	077983-01-000	EA	Gasket - Fuel Door
4	078200-01-000	EA	Gasket - Fuel Fill
5	NOTE	EA	Fuel Cap
6	083675-02-000	EA	Filler Neck - Fuel Fill
	086732-01-000	EA	Hose - Fuel Fill - .62 ID
NOTE: This item is chassis supplied.			

CHASSIS GROUP (CONTINUED)

GENERATORS & COMPONENTS (OPTION L39E)

Key	Part Number	U/M	Description
	100974-03-000	EA	Generator - Emerald - 4.0 kw
	082273-01-000	EA	Exhaust Pipe - Generator - w/2 Bolt Hole Flange
	079854-05-000	EA	Exhaust Pipe - Generator
	081364-01-000	EA	Muffler - Generator - Emerald
	082272-01-000	EA	Muffler - Generator
	007067-01-000	SF	Insulation - Fiberglass - 1"
	078045-01-000	EA	Strap - Support - Generator - 4 Hole
	084365-01-000	EA	Strap - Support - Generator - 2 Hole
	079854-01-700	EA	Hinge Kit - Emerald Generator
	007063-01-000	EA	Hose - Gas - 1/4" ID x 1/2" OD
	007125-03-000	EA	Clamp - Muffler - 1.1" Dia.
	007125-04-000	EA	Clamp - Muffler - 1.5" Dia.
	007161-01-000	EA	Clamp - Hose - Spring Type - 1/2"
	083208-01-000	EA	Converter - 40 Amp. w/Charger (CSA)
	008052-01-000	EA	Power Cord - 10-3 Wire - 30 Amp. - 25' (CSA)

EXPORT GENERATORS (3.5KW) (OPTION 3831A)

Key	Part Number	U/M	Description
	081634-02-000	EA	Generator - Emerald - 3.5 kw
	100974-05-000	EA	Generator - Onan - 4.0 kw
	008054-01-000	EA	Power Cord - 10-3 - 30 Amp. - 25'
	083208-01-000	EA	Converter - 40 Amp. w/Charger
	079854-05-000	EA	Exhaust Pipe - Generator
	081364-01-000	EA	Muffler - Generator - 3.5kW
	081634-02-700	EA	LP System - For Onan Conversion
	078045-01-000	EA	Strap - Support - Generator - 4 Hole
	084365-01-000	EA	Strap - Support - Generator - 2 Hole
	007067-01-000	EA	Insulation - Fiberglass - 1"
	079854-01-700	EA	Hinge Kit - Emerald Generator
	007063-01-000	FT	Hose - Gas - 1/4" ID x 1/2" OD
	007125-04-000	EA	Clamp - Muffler - 1.1" Dia.
	007161-01-000	EA	Clamp - Hose - Spring Type - 1/2"
These are parts used from 3/12/90 on.			

1990 WINNEBAGO TABLE OF CONTENTS

INTRODUCTION	A-01 - A-02
ABBREVIATIONS	A-03
ALPHABETICAL/GROUP REFERENCE	A-04 - A-08
WF327RT	A-07 - D-20
WF327RB	D-21 - G-14
WC/F321RG	G-15 - J-20

1990 WF327RT INDEX

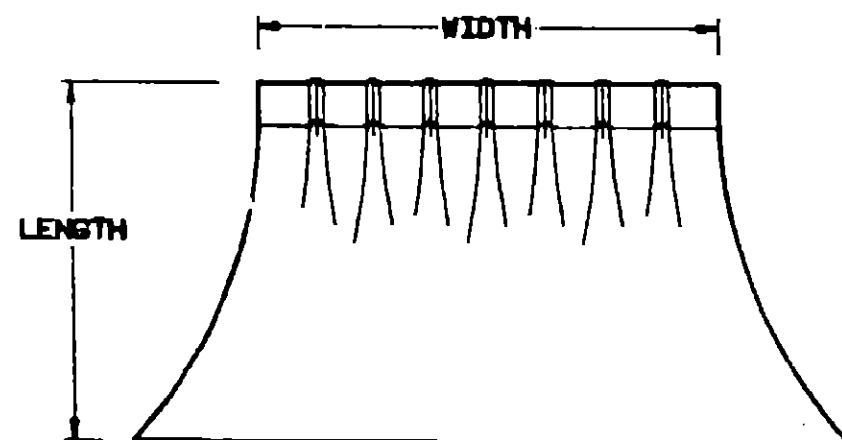
Floor Plan	A-07 - A-08
Accessories Group	A-09 - A-12
Bath Group	A-13 - A-14
Bedroom Group	A-15 - A-18
Chassis Group	A-19 - A-22
Curtain, Cushion & Pad Group	A-23 - B-10
Dinette Group	B-11 - B-12
Driver's Compartment Group	B-13 - B-16
Electrical Group	B-17 - F-19
Exterior Body Group	B-20 - B-24
Galley Group	C-01 - C-04
Heating & Air Conditioning Group	C-05 - C-08
Interior Finish Group	C-07 - C-09
Labels Group	C-10 - C-17
LP Group	C-18
Lounge Group	C-19
Sealants & Fasteners Group	C-20 - C-21
Water & Sewage Group	C-22 - C-24
Window, Vent & Exterior Door Group	D-01 - D-19

CURTAIN, CUSHION & PAD GROUP

NOTICE

In order to assist our Part Sales Dept. in providing interior software items, please include the serial number and the color code number from the vehicle certification label when ordering. This label is located on the left sidewall at the end of the dash (A-Body), or on the driver's door latch plate (C-Body).

An example of a color code number is P31, which designates an overall color scheme of a particular unit. The color listed after the item description on the microfiche, indicates the overall unit color. Order the item you desire according to unit color code.



NOTE: Use this illustration when determining length and width measurements for curtains. You will note the width measurement is taken on the top of the curtain with the curtain fully extended. The length measurement is taken from top to bottom.

FABRICS & CARPETS

Key	Part Number	U/M	Description
	072333-61-000	YD	Fabric - Drapery - Pacific (Privacy) (AA3)
	072333-71-000	YD	Fabric - Drapery - Chantilly (Privacy) (AA4)
	087272-01-000	YD	Fabric - Drapery - Lining - 48" - Ivory
	096008-03-000	YD	Fabric - Upholstery - Main (AA3)
	096008-04-000	YD	Fabric - Upholstery - Main (AA4)
	088274-33-000	YD	Fabric - Upholstery - Accent (AA3)
	088008-25-000	YD	Fabric - Upholstery - Accent (AA4)
	088273-33-000	YD	Fabric - Window & Bedspread - 54" Wide (AA3)
	088773-34-000	YD	Fabric - Window & Bedspread - 54" Wide (AA4)
	072333-67-001	YD	Fabric - Speaker Cover - 7" x 10"
	075244-02-000	YD	Vinyl - Shower Curtain - Beige
	078990-09-000	YD	Vinyl - Off White
	079680-07-000	YD	Vinyl - Beige
	096080-02-000	YD	Carpet - Blue Coral
	091261-01-000	FT	Backing - Carpet - Non-Skid - 12" (Floor Mat)
	076314-02-000	FT	Tape - Heat Bonded - Carpet Seam
	047034-02-000	SF	Plastic Runner - Carpet - 4' Wide - Clear
	075233-01-000	SY	Pad - Carpet - 3/8" x 6'
	079970-09-000	YD	Tape - Carpet - 3/4"
	085746-01-000	FT	Trim - "J" - Carpet - PVC - Beige
	087956-04-000	EA	Trim - Cab Carpet - Extruded - 12" x 25.4" - Black

NOTE: Replace vinyl flooring locally.

CURTAIN, CUSHION & PAD GROUP (CONTINUED)

TRIMS & PADS

Key	Part Number	U/M	Description
	084415-24-000	YD	Trim Braid - Pull Shade
	070578-06-AA3	EA	Button Asm. - Snap Top - #30 - Vinyl - Beige
	070578-11-Y70	EA	Button Asm. - Snap Top - #30 - Vinyl - Off White
	057550-03-AA3	EA	Button Asm. - Nail - Vinyl - Beige
	057550-05-Y10	EA	Button Asm. - Nail - Vinyl - Off White
	071127-11-AA3	EA	Button Asm. - #30 - Round (Presto Bed)
	071127-11-AA4	EA	Button Asm. - #30 - Round (Presto Bed)
	078135-01-000	EA	Strap Asm. - Cushion (Dinette Cushion)
	058632-01-AA3	EA	Strap Asm. - Bunk (Front Overhead)
	081519-01-AA3	EA	Pad Asm. - Dinette - Front
	081519-01-AA4	EA	Pad Asm. - Dinette - Front
	081519-02-X75	EA	Pad Asm. - Dinette - Rear (AA3)
	081519-02-AA9	EA	Pad Asm. - Dinette - Rear (AA4)
	058491-02-Y30	EA	Pad Asm. - Door - Passenger - Upper (Chevrolet) (AA3)
	058491-02-AA4	EA	Pad Asm. - Door - Passenger - Upper (Chevrolet) (AA4)
	058492-02-Y30	EA	Pad Asm. - Door - Driver - Upper (Chevrolet) (AA3)
	058492-02-AA4	EA	Pad Asm. - Door - Driver - Upper (Chevrolet) (AA4)

FRONT BUNK

Key	Part Number	U/M	Description
	073310-08-AA3	EA	Cushion Asm. - Front Bunk - 57" x 76" x 4"
	073310-08-AA4	EA	Cushion Asm. - Front Bunk - 57" x 76" x 4"
	M73310-08-AA3	EA	Cover Asm. - Front Bunk Cushion
	M73310-08-AA4	EA	Cover Asm. - Front Bunk Cushion
	096008-03-000	YD	Fabric - Front Bunk Cushion (AA3)
	096008-04-000	YD	Fabric - Front Bunk Cushion (AA4)
	079145-07-000	EA	Cushion Asm. - Front Bunk - 27.5" x 74" x 3.5" (L43V)
	M79145-07-000	EA	Cover Asm. - Front Bunk (L43V)

CURTAIN & CUSHION HARDWARE

Key	Part Number	U/M	Description
	062464-01-01A	EA	Track - Shower Curtain - Off White
	009701-01-000	EA	Carrier - Shower Curtain
	009702-01-000	EA	End - Stop - Curtain Carrier - Shower
	046887-01-000	EA	Grommet - Brass - 7/16" ID x 1" OD (Shower Curtain)
	009136-01-000	EA	Pin - Shower Curtain
	028082-01-000	EA	Stud - Nickel Finish
	029083-01-000	EA	Eyelet - Nickel Finish
	029155-01-000	EA	Cap - Snap
	029156-01-000	EA	Socket - Snap Fastener
	084432-06-000	FT	Slat - Plastic Roller Shade
	086276-01-000	YD	Tape - Double Sided - 1/2"
	078394-01-000	FT	Trim - Half Round - 7/16" - Vinyl - Gold (Valance Pad)
	096843-01-000	EA	Spring Asm. - Roller Shade
	087253-01-000	EA	Pull - Roller Shade - Clear Plastic

1990 WINNEBAGO
TABLE OF CONTENTS

INTRODUCTION	A-01 - A-02
ABBREVIATIONS	A-03
ALPHABETICAL/GROUP REFERENCE	A-04 - A-08
WF327RT	A-07 - D-20
VF327RB	D-21 - G-14
WC/F321RG	G-15 - J-20

1990 WF327RT INDEX

Floor Plan	A-07 - A-08
Accessories Group	A-09 - A-12
Bath Group	A-13 - A-14
Bedroom Group	A-15 - A-18
Chassis Group	A-19 - A-22
Curtain, Cushion & Pad Group	A-23 - B-10
Dinette Group	B-11 - B-12
Driver's Compartment Group	B-13 - B-16
Electrical Group	B-17 - B-19
Exterior Body Group	B-20 - B-24
Galley Group	C-01 - C-04
Heating & Air Conditioning Group	C-05 - C-08
Interior Finish Group	C-07 - C-09
Labels Group	C-10 - C-17
LP Group	C-18
Lounge Group	C-19
Sealants & Fasteners Group	C-20 - C-21
Water & Sewage Group	C-22 - C-24
Window, Vent & Exterior Door Group	D-01 - D-19

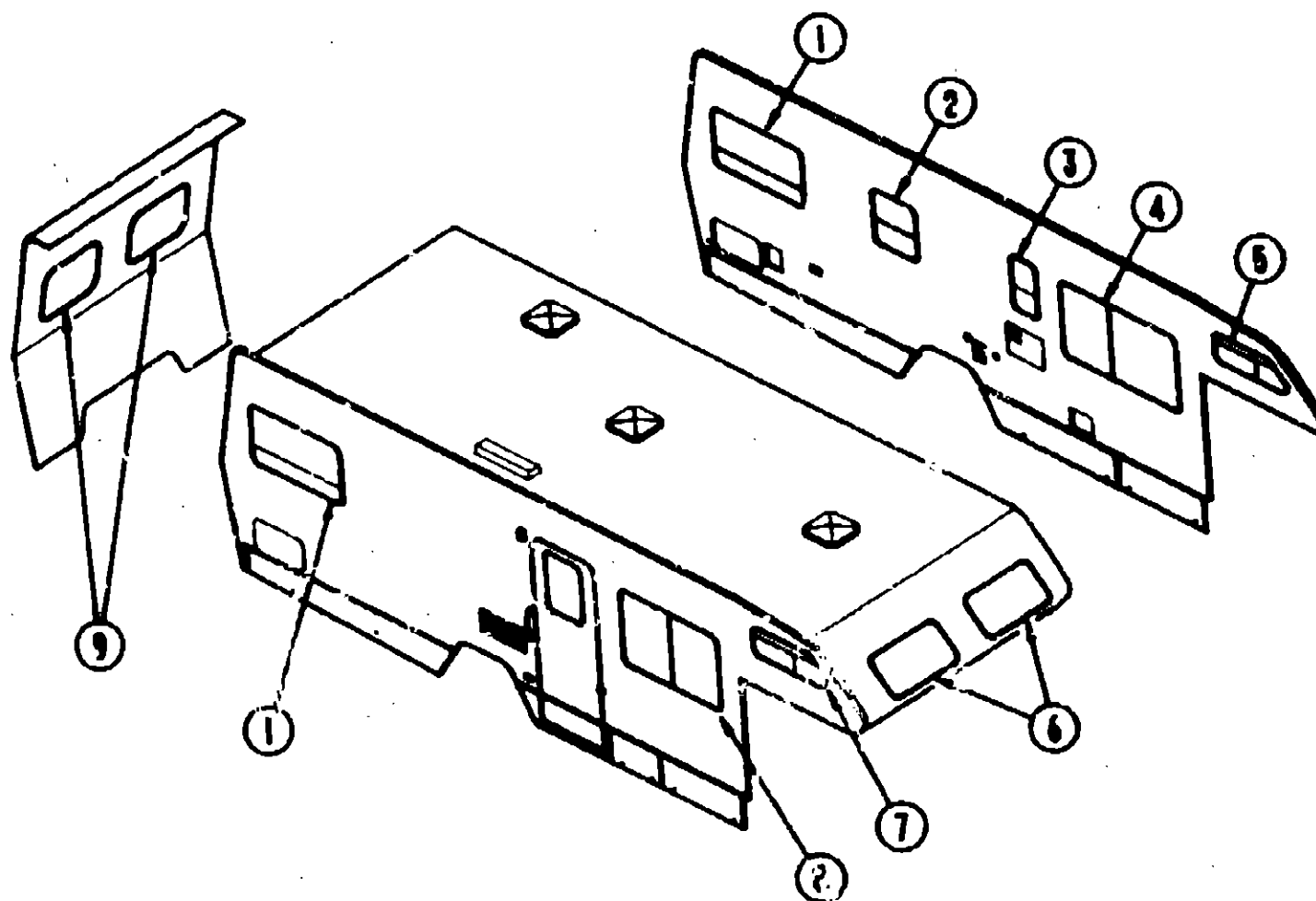
CURTAIN, CUSHION & PAD GROUP (CONTINUED)

CURTAIN, CUSHION & PAD GROUP (CONTINUED)

CURTAINS, SHADES, VALANCES & TIEBACKS (FROM 00/00/00 THRU 10/01/89) (CONTINUED)

1990 WINNEBAGO
TABLE OF CONTENTS

INTRODUCTION	A-01 - A-02
ABBREVIATIONS	A-03
ALPHABETICAL/GROUP REFERENCE	A-04 - A-06
WF327HT	A-07 - D-20
WF327RB	D-21 - G-14
WC/F321RG	G-15 - J-20



CURTAINS, SHADES, VALANCES & TIEBACKS (FROM 00/00/00 THRU 10/1/89)

Key	Part Number	U/M	Description
1	M81977-61-AA3	EA	Valance Asm. w/Wood Trim - 45.5"
1	M81977-61-AA4	EA	Valance Asm. w/Wood Trim - 45.5"
1	089058-79-AA8	EA	Leg Asm. - Window - 27.5" (AA3)
1	089058-79-AA9	EA	Leg Asm. - Window - 27.5" (AA4)
1	084755-62-AA3	EA	Pull Shade - 40.25"
1	084755-62-AA4	EA	Pull Shade - 40.25"
2	M81977-60-AA3	EA	Valance Asm. w/Wood Trim - 24.5"
2	M81977-60-AA4	EA	Valance Asm. w/Wood Trim - 24.5"
2	096335-09-AA3	EA	Pleated Blind - 21" x 24" Drop
2	096335-09-AA4	EA	Pleated Blind - 21" x 24" Drop
3	M81977-59-AA3	EA	Valance Asm. w/Wood Trim - 17.5"
3	M81977-59-AA4	EA	Valance Asm. w/Wood Trim - 17.5"
3	096335-08-AA3	EA	Pleated Blind - 15.5" x 24" Drop
3	096335-08-AA4	EA	Pleated Blind - 15.5" x 24" Drop
4	M81977-62-AA3	EA	Valance Asm. w/Wood Trim - 58.5"
4	M81977-62-AA9	EA	Valance Asm. w/Wood Trim - 58.5"
4	089058-73-AA8	EA	Leg Asm. - Window - 31.5" - Right (AA3)
4	089058-73-AA9	EA	Leg Asm. - Window - 31.5" - Right (AA4)
4	089058-74-AA8	EA	Leg Asm. - Window - 31.5" - Left (AA3)
4	089058-74-AA9	EA	Leg Asm. - Window - 31.5" - Left (AA4)
4	096335-05-AA8	EA	Pleated Blind - 51" x 32" Drop (AA3)
4	096335-05-AA9	EA	Pleated Blind - 51" x 32" Drop (AA4)

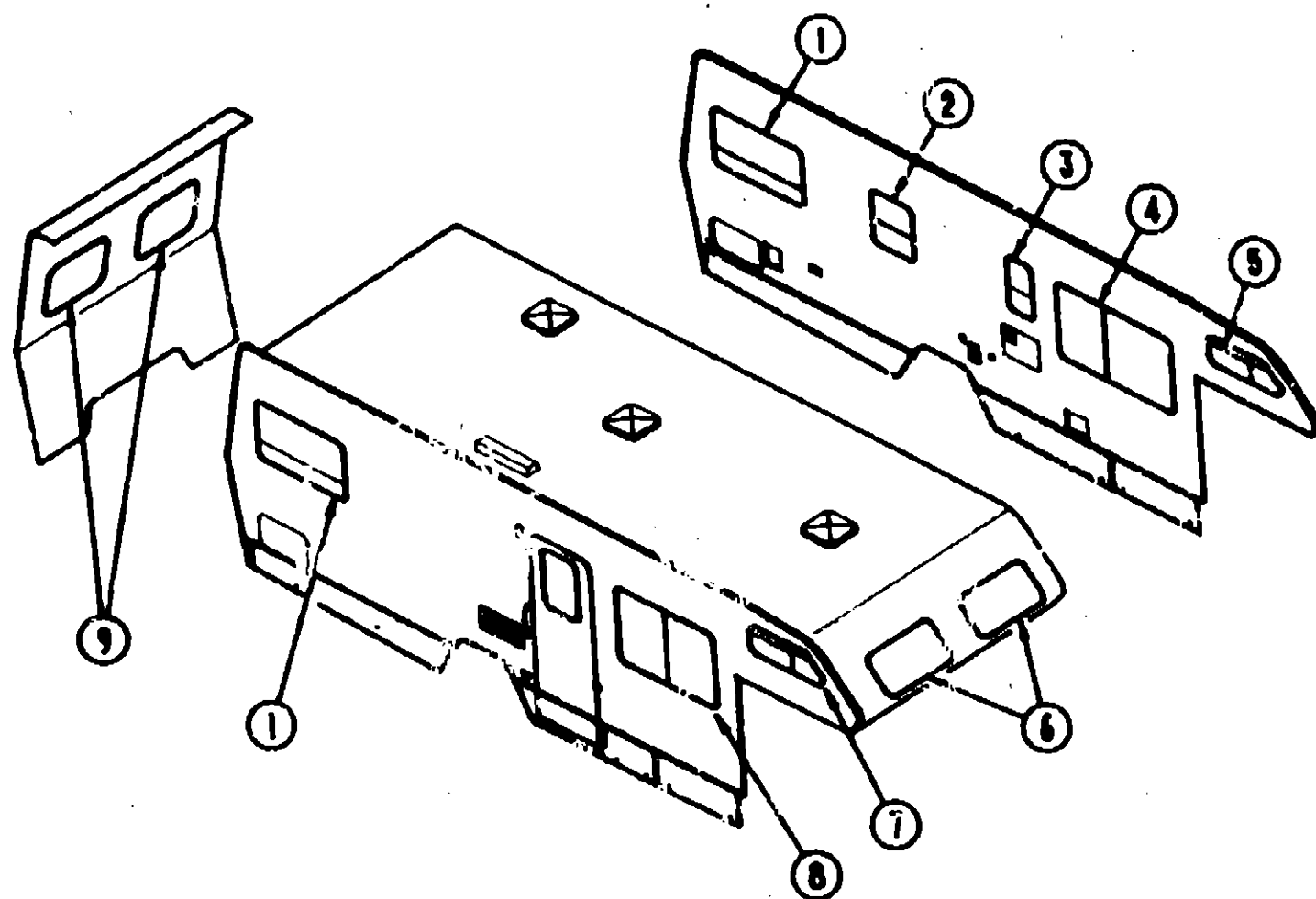
Key	Part Number	U/M	Description
5	097878-06-AA3	EA	Valance Asm. w/Wood Trim - 5.5" x 43"
5	097878-06-AA4	EA	Valance Asm. w/Wood Trim - 5.5" x 43"
5	073304-64-AA3	EA	Curtain Asm. w/Snap Top - 18" x 25"
5	073304-64-AA4	EA	Curtain Asm. w/Snap Top - 18" x 25"
6	097878-04-AA3	EA	Valance Asm. w/Wood Trim - 7" x 85.5"
6	097878-04-AA4	EA	Valance Asm. w/Wood Trim - 7" x 85.5"
6	073304-63-AA3	EA	Curtain Asm. w/Snap Top - 21" x 45"
6	073304-63-AA4	EA	Curtain Asm. w/Snap Top - 21" x 45"
7	097878-05-AA3	EA	Valance Asm. w/Wood Trim - 5.5" x 43"
7	097878-05-AA4	EA	Valance Asm. w/Wood Trim - 5.5" x 43"
7	073304-64-AA3	EA	Curtain Asm. w/Snap Top - 18" x 25"
7	073304-64-AA4	EA	Curtain Asm. w/Snap Top - 18" x 25"
8	M81977-58-AA3	EA	Valance Asm. w/Wood Trim - 46.5"
8	M81977-58-AA4	EA	Valance Asm. w/Wood Trim - 46.5"
8	089058-77-AA8	EA	Leg Asm. - Window - 27.5" - Left (AA3)
8	089058-77-AA9	EA	Leg Asm. - Window - 27.5" - Left (AA4)
8	089058-78-AA8	EA	Leg Asm. - Window - 27.5" - Right (AA3)
8	089058-78-AA9	EA	Leg Asm. - Window - 27.5" - Right (AA4)
8	096335-07-AA3	EA	Pleated Blind - 39" x 26" Drop
8	096335-07-AA4	EA	Pleated Blind - 39" x 26" Drop
9	M81977-62-AA3	EA	Valance Asm. w/Wood Trim - 29.5"
9	M81977-62-AA4	EA	Valance Asm. w/Wood Trim - 29.5"
9	089058-79-AA8	EA	Leg Asm. - Window - 27.5" (AA3)
9	089058-79-AA9	EA	Leg Asm. - Window - 27.5" (AA4)
9	084755-48-AA3	EA	Pull Shade - 23.25"
9	084755-48-AA4	EA	Pull Shade - 23.25"
9	093454-25-A93	EA	Curtain Asm. w/Snap Top - 27.5" x 15" (AA3)
9	093454-25-A94	EA	Curtain Asm. w/Snap Top - 27.5" x 15" (AA4)
**9	M81977-55-AA3	EA	Valance Asm. w/Wood Trim - 73.5"
**9	M81977-55-AA4	EA	Valance Asm. w/Wood Trim - 73.5"
**9	084755-48-AA3	EA	Pull Shade - 67.25"
**9	084755-48-AA4	EA	Pull Shade - 67.25"
	076892-06-AA3	EA	Curtain Asm. w/Snap Top - Cab Privacy - 40" x 72"
	076892-06-AA4	EA	Curtain Asm. w/Snap Top - Cab Privacy - 40" x 72"
	073280-23-AA3	EA	Tieback Asm. - 3" x 18"
	073280-23-AA4	EA	Tieback Asm. - 3" x 18"
	073280-07-AA3	EA	Tieback Asm. - 2" x 18" (Front Overhead)
	073280-07-AA4	EA	Tieback Asm. - 2" x 18" (Front Overhead)
	073280-41-AA3	EA	Tieback Asm. - 2" x 18" (Side Overhead)
	073280-41-AA4	EA	Tieback Asm. - 2" x 18" (Side Overhead)

** These parts were used on Option 43L.

1990 WF327HT INDEX

Floor Plan	A-07 - A-08
Accessories Group	A-09 - A-12
Bath Group	A-13 - A-14
Bedroom Group	A-15 - A-18
Chassis Group	A-19 - A-22
Curtain, Cushion & Pad Group	A-23 - B-10
Dinette Group	B-11 - B-12
Driver's Compartment Group	B-13 - B-16
Electrical Group	B-17 - B-19
Exterior Body Group	B-20 - B-24
Galley Group	C-01 - C-04
Heating & Air Conditioning Group	C-05 - C-06
Interior Finish Group	C-07 - C-09
Labels Group	C-10 - C-17
LP Group	C-18
Lounge Group	C-19
Sealants & Fasteners Group	C-20 - C-21
Water & Sewage Group	C-22 - C-24
Window, Vent & Exterior Door Group	D-01 - D-19

CURTAIN, CUSHION & PAD GROUP (CONTINUED)



CURTAINS, SHADES, VALANCES & TIEBACKS (FROM 10/2/89 THRU 09/09/90)

Key	Part Number	U/M	Description
1	099194-06-A93	EA	Valance Asm. w/Wood Trim & Vinyl Insert - 45.5" (AA3)
1	099194-06-A94	EA	Valance Asm. w/Wood Trim & Vinyl Insert - 45.5" (AA4)
1	084755-51-AA8	EA	Pull Shade - 41.25" (AA3)
1	084755-51-A94	EA	Pull Shade - 41.25" (AA4)
1	083454-25-A93	EA	Curtain Asm. w/Snap Top - Window - 27.5" x 15" (AA3)
1	083454-25-A94	EA	Curtain Asm. w/Snap Top - Window - 27.5" x 15" (AA4)
2	099194-17-A93	EA	Valance Asm. w/Wood Trim & Vinyl Insert - 21.5" (AA3)
2	099194-17-A94	EA	Valance Asm. w/Wood Trim & Vinyl Insert - 21.5" (AA4)
2	066335-26-A93	EA	Pleated Blind - 17.5" x 23.5" Drop (AA3)
2	066335-26-A94	EA	Pleated Blind - 17.5" x 23.5" Drop (AA4)
2	066335-26-A93	EA	Pleated Blind - 17.5" x 23.5" Drop (AA3)
2	066335-26-A94	EA	Pleated Blind - 17.5" x 23.5" Drop (AA4)
3	089724-01-AA3	EA	Valance Asm. - Wood
3	066335-26-A93	EA	Pleated Blind - 15.5" x 23.5" Drop (AA3)
3	066335-26-A94	EA	Pleated Blind - 15.5" x 23.5" Drop (AA4)
3	066335-26-A93	EA	Pleated Blind - 15.5" x 23.5" Drop (AA3)
3	066335-26-A94	EA	Pleated Blind - 15.5" x 23.5" Drop (AA4)
4	099194-31-A93	EA	Valance Asm. w/Wood Trim & Vinyl Insert (AA3)
4	099194-31-A94	EA	Valance Asm. w/Wood Trim & Vinyl Insert (AA4)
4	083454-11-Y07	EA	Curtain Asm. w/Snap Top - 32" x 15" (AA3)
4	083454-11-A94	EA	Curtain Asm. w/Snap Top - 32" x 15" (AA4)
4	066335-33-A93	EA	Pleated Blind - 55.5" x 32" Drop (AA3)
4	066335-33-A93	EA	Pleated Blind - 55.5" x 32" Drop (AA3)
4	066335-33-A94	EA	Pleated Blind - 55.5" x 32" Drop (AA4)

CURTAIN, CUSHION & PAD GROUP (CONTINUED)

CURTAINS, SHADES, VALANCES & TIEBACKS (FROM 10/2/89 THRU 09/09/90) (CONTINUED)

Key	Part Number	U/M	Description
5	097878-12-A93	EA	Valance Asm. w/Wood Trim & Vinyl Insert - 5.5" x 43" (AA3)
5	097878-12-AA7	EA	Valance Asm. w/Wood Trim & Vinyl Insert - 5.5" x 43" (AA4)
5	073304-64-A93	EA	Curtain Asm. w/Snap Top - 18" x 25" (AA3)
5	073304-64-A94	EA	Curtain Asm. w/Snap Top - 18" x 25" (AA4)
6	097878-08-A93	EA	Valance Asm. w/Wood Trim & Vinyl Insert - 7" x 85.5" (AA3)
6	097878-08-AA7	EA	Valance Asm. w/Wood Trim & Vinyl Insert - 7" x 85.5" (AA4)
6	073304-63-AA3	EA	Curtain Asm. w/Snap Top - 21" x 45"
6	073304-63-AA4	EA	Curtain Asm. w/Snap Top - 21" x 45"
7	097878-11-A93	EA	Valance Asm. w/Wood Trim & Vinyl Insert - 5.5" x 43" (AA3)
7	097878-11-AA7	EA	Valance Asm. w/Wood Trim & Vinyl Insert - 5.5" x 43" (AA4)
7	073304-64-A93	EA	Curtain Asm. w/Snap Top - 18" x 25" (AA3)
7	073304-64-A94	EA	Curtain Asm. w/Snap Top - 18" x 25" (AA4)
8	099194-02-A93	EA	Valance Asm. w/Wood Trim & Vinyl Insert - 46.5" (AA3)
8	099194-02-A94	EA	Valance Asm. w/Wood Trim & Vinyl Insert - 46.5" (AA4)
8	083454-02-Y05	EA	Curtain Asm. w/Snap Top - 15" x 27.5" Drop (AA3)
8	083454-02-A94	EA	Curtain Asm. w/Snap Top - 15" x 27.5" Drop (AA4)
8	066335-30-A93	EA	Pleated Blind - 42" x 26" Drop (AA3)
8	066335-30-A93	EA	Pleated Blind - 42" x 26" Drop (AA3)
8	066335-30-A94	EA	Pleated Blind - 42" x 26" Drop (AA4)
9	099194-05-A93	EA	Valance Asm. w/Wood Trim & Vinyl Insert (AA3)
9	099194-05-A94	EA	Valance Asm. w/Wood Trim & Vinyl Insert (AA4)
9	084755-26-A93	EA	Pull Shade - 24.5" (AA3)
9	084755-26-A94	EA	Pull Shade - 24.5" (AA4)
9	099194-07-A93	EA	Valance Asm. w/Wood Trim & Vinyl Insert - 72.5" (AA3)
9	099194-07-A94	EA	Valance Asm. w/Wood Trim & Vinyl Insert - 72.5" (AA4)
9	084755-70-A93	EA	Pull Shade - 68.25" (AA3)
9	084755-70-A94	EA	Pull Shade - 68.25" (AA4)
9	083452-01-Y15	EA	Curtain Asm. w/Snap Top - Cab Privacy - 48" x 50" - Passenger
9	083452-01-AA4	EA	Curtain Asm. w/Snap Top - Cab Privacy - 48" x 50" - Passenger
9	083452-02-Y15	EA	Curtain Asm. w/Snap Top - Cab Privacy - 48" x 50" - Driver
9	083452-02-AA4	EA	Curtain Asm. w/Snap Top - Cab Privacy - 48" x 50" - Driver
9	073280-23-AA3	EA	Tieback Asm. - 3" x 18"
9	073280-23-AA4	EA	Tieback Asm. - 3" x 18"
9	073280-07-AA3	EA	Tieback Asm. - 2" x 18" (Front Overhead)
9	073280-07-AA4	EA	Tieback Asm. - 2" x 18" (Front Overhead)
9	073280-41-AA3	EA	Tieback Asm. - 2" x 18" (Side Overhead)
9	073280-41-AA4	EA	Tieback Asm. - 2" x 18" (Side Overhead)

* These parts are used from 5/5/90 on.
 ** These parts are used on Option 4RL.

1990 WINNEBAGO TABLE OF CONTENTS

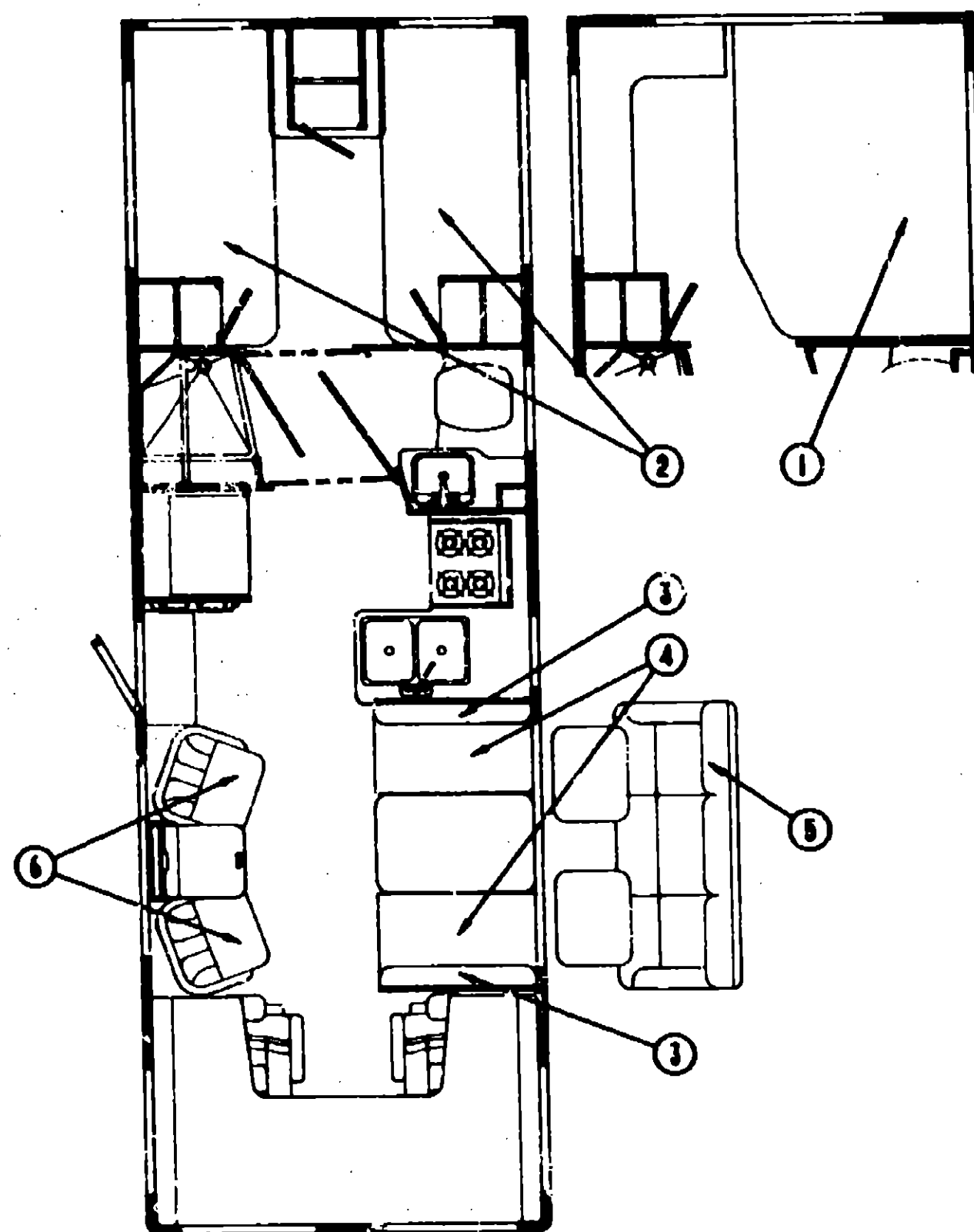
INTRODUCTION	A-01 - A-02
ABBREVIATIONS	A-03
ALPHABETICAL/GROUP REFERENCE	A-04 - A-06
WF327RT	A-07 - D-20
WF327RB	D-21 - G-14
WC/F321RG	G-15 - J-20

1990 WF327RT INDEX

Floor Plan	A-07 - A-08
Accessories Group	A-09 - A-12
Bath Group	A-13 - A-14
Bedroom Group	A-15 - A-18
Chassis Group	A-19 - A-22
Curtain, Cushion & Pad Group	A-23 - B-10
Dinette Group	B-11 - B-12
Driver's Compartment Group	B-13 - B-16
Electrical Group	B-17 - B-19
Exterior Body Group	B-20 - B-24
Galley Group	C-01 - C-04
Heating & Air Conditioning Group	C-05 - C-08
Interior Finish Group	C-07 - C-09
Labels Group	C-10 - C-17
LP Group	C-18
Lounge Group	C-19
Sealants & Fasteners Group	C-20 - C-21
Water & Sewage Group	C-22 - C-24
Window, Vent & Exterior Door Group	D-01 - D-19

CURTAIN, CUSHION & PAD GROUP (CONTINUED)

CURTAIN, CUSHION & PAD GROUP (CONTINUED)



DOUBLE BED

Key	Part Number	U/M	Description
1	083462-07-AA3	EA	Mattress - Double Quilted w/Cut Corners - 54"
1	083462-07-AA4	EA	Mattress - Double Quilted w/Cut Corners - 54"
	M83462-07-AA3	EA	Cover - Quilted Mattress w/Cut Corners - 54"
	M83462-07-AA4	EA	Cover - Quilted Mattress w/Cut Corners - 54"
	085388-02-AA8	EA	Cushion - Bedroom Pillow - 20" x 30" (AA3)
	085388-02-AA4	EA	Cushion - Bedroom Pillow - 20" x 30" (AA4)
	088273-33-000	YD	Fabric - Bedspread (AA3)
	088273-34-000	YD	Fabric - Bedspread (AA4)

TWIN BEDS

Key	Part Number	U/M	Description
2	083462-08-AA3	EA	Mattress - Quilted - 33" x 73"
2	083462-08-AA4	EA	Mattress - Quilted - 33" x 73"
	M83462-08-AA3	EA	Cover - Quilted Mattress - 33"
	M83462-08-AA4	EA	Cover - Quilted Mattress - 33"
	085388-02-AA8	EA	Cushion - Bedroom Pillow - 20" x 30" (AA3)
	085388-02-AA4	EA	Cushion - Bedroom Pillow - 20" x 30" (AA4)
	088273-33-000	YD	Fabric - Bedspread (AA3)
	088273-34-000	YD	Fabric - Bedspread (AA4)

DINETTE CUSHION

Key	Part Number	U/M	Description
3	088827-44-AA3	EA	Cushion Arm. - 13.5" x 38" x 5" - Back
3	088827-44-AA4	EA	Cushion Arm. - 13.5" x 38" x 5" - Back
3	088827-48-AA3	EA	Cushion Arm. - 15" x 38" x 5" - Back
3	088827-48-AA4	EA	Cushion Arm. - 15" x 38" x 5" - Back
	M88827-44-AA3	EA	Cover Arm. - Back - Dinette Cushion
	M88827-44-AA4	EA	Cover Arm. - Back - Dinette Cushion
	M88827-48-AA3	EA	Cover Arm. - Back - Dinette Cushion
	M88827-48-AA4	EA	Cover Arm. - Back - Dinette Cushion
4	088827-40-AA3	EA	Cushion Arm. - 22" x 38" x 5" - Seat
4	088827-40-AA4	EA	Cushion Arm. - 22" x 38" x 5" - Seat
	M88827-40-AA3	EA	Cover Arm. - Seat - Dinette Cushion
	M88827-40-AA4	EA	Cover Arm. - Seat - Dinette Cushion
	078155-01-000	EA	Strap Arm. - Cushion Strap
	088008-03-000	YD	Fabric - Dinette Cushion (AA3)
	088008-04-000	YD	Fabric - Dinette Cushion (AA4)

These parts were used from 11/27/89 on.

PRESTO COUCH & HARDWARE

Key	Part Number	U/M	Description
5	081828-08-AA3	EA	Presto Bed Arm. - 66.5"
5	081828-08-AA4	EA	Presto Bed Arm. - 66.5"
	M81828-08-AA3	EA	Cover - Presto Bed - 66.5"
	M81828-08-AA4	EA	Cover - Presto Bed - 66.5"
	081823-02-000	EA	Frame - Couch/Presto Bed - 66.5" Wide
	081822-01-000	FA	Frame Arm. - Mechanism - Front End
	081822-02-000	EA	Frame Arm. - Mechanism - Rear End
	081822-04-000	EA	Hardware Kit - Presto Bed (2 Required)
	081822-05-000	EA	Spice Bars - 66.5" Couch
	082525-01-000	EA	Brace - Presto Bed - Floor Mount (4 Required)
	083125-03-000	EA	Brace - Couch - Tan
	083125-05-000	EA	Brace - Angle - Couch - 2.5" - Bridge (4 Required)
	088008-03-000	YD	Fabric - Presto Bed (AA3)
	088008-04-000	YD	Fabric - Presto Bed (AA4)

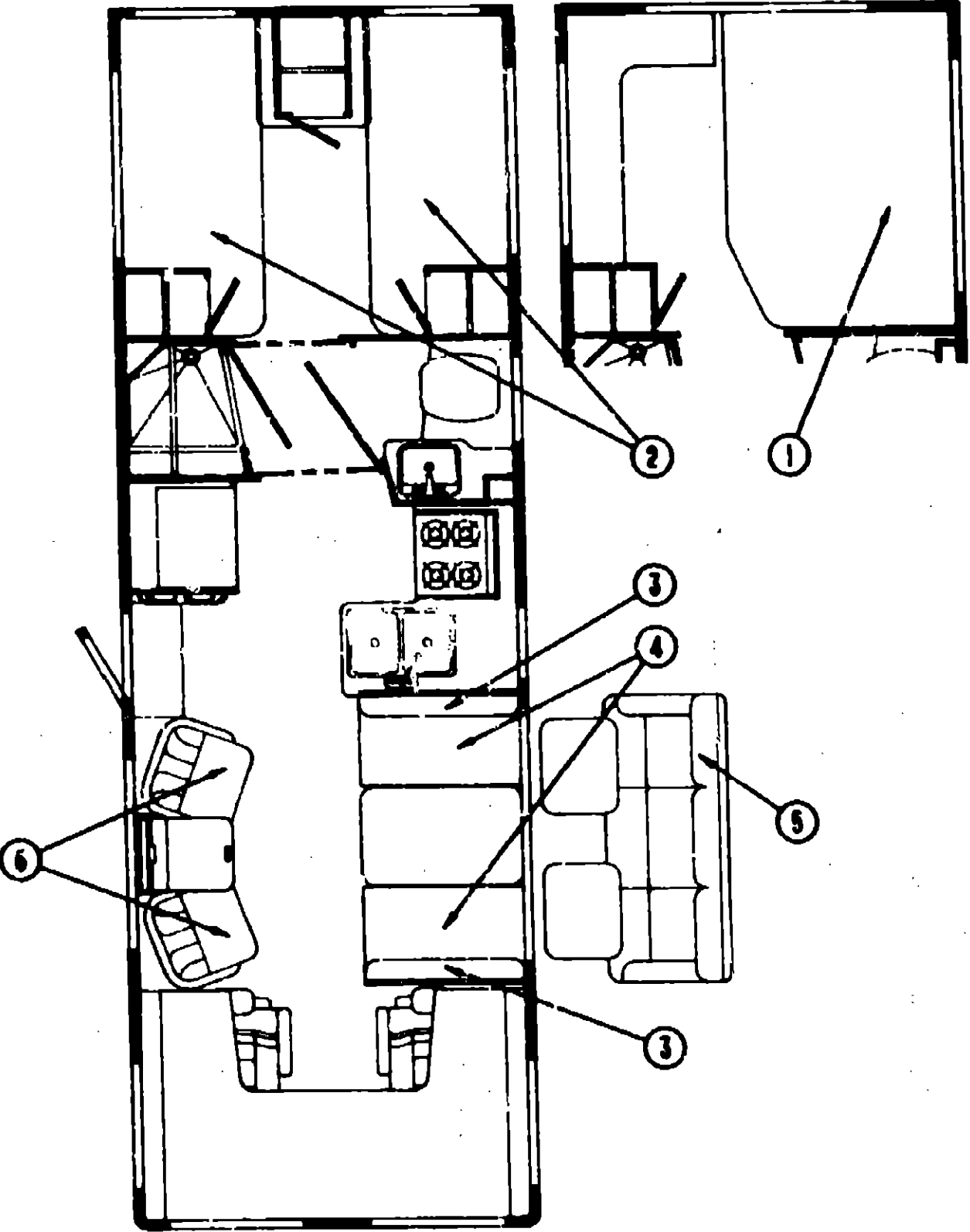
These parts were used from 11/28/89 on.

1990 WINNEBAGO
TABLE OF CONTENTS

INTRODUCTION	A-01 - A-02
ABBREVIATIONS	A-03
ALPHABETICAL/GROUP REFERENCE	A-04 - A-08
WF327RT	A-07 - D-20
WF327RB	D-21 - G-14
WC/F321RG	G-15 - J-20

1990 WF327RT INDEX

Floor Plan	A-07 - A-08
Accessories Group	A-09 - A-12
Bath Group	A-13 - A-14
Bedroom Group	A-15 - A-18
Ceiling Group	A-19 - A-22
Curtain, Cushion & Pad Group	A-23 - B-10
Dinette Group	B-11 - B-12
Driver's Compartment Group	B-13 - B-16
Electrical Group	B-17 - B-18
Exterior Body Group	B-20 - B-24
Galley Group	C-01 - C-04
Heating & Air Conditioning Group	C-05 - C-08
Interior Finish Group	C-07 - C-09
Labels Group	C-10 - C-17
LP Group	C-18
Lounge Group	C-19
Sealants & Fasteners Group	C-20 - C-21
Water & Sewage Group	C-22 - C-24
Window, Vent & Exterior Door Group	D-01 - D-19



ARIA SWIVEL CHAIR

Key	Part Number	U/M	Description
6	098429-02-AR3	EA	Chair Asm. - Aria
6	098429-02-AR4	EA	Chair Asm. - Aria
	M98429-02-AR3	EA	Cover Asm. - Swivel Chair
	M98429-02-AR4	EA	Cover Asm. - Swivel Chair
	098202-01-AR3	EA	Skirt Asm. - Swivel Chair
	098202-01-AR4	EA	Skirt Asm. - Swivel Chair
	098008-33-000	YD	Fabric - Aria - Swivel Chair (AA3)
	098008-25-000	YD	Fabric - Aria - Swivel Chair (AA4)
	08245-01-000	EA	Base w/Legs - Chair
	08245-03-000	EA	Plate - Non-Tilt - Swivel w/Lock
	08245-06-000	EA	Extension - 7"
	099705-02-000	EA	Bar - 2.5" x 12.75"

NOTE: This chair was used in units produced after 10/2/89.

ANTHEM SWIVEL CHAIR

Key	Part Number	U/M	Description
6	098100-02-AA3	EA	Chair Asm. - Anthem
6	098100-02-AA4	EA	Chair Asm. - Anthem
	M98100-02-AA3	EA	Cover Asm. - Swivel Chair
	M98100-02-AA4	EA	Cover Asm. - Swivel Chair
	098008-03-000	EA	Fabric - Anthem Swivel Chair (AA3)
	098008-04-000	EA	Fabric - Anthem Swivel Chair (AA4)
	08245-01-000	EA	Base w/Legs - Chair
	08245-03-000	EA	Plate - Non-Tilt - Swivel w/Lock
	08245-06-000	EA	Extension - 7"
	099705-02-000	EA	Bar - 2.5" x 12.75"

NOTE: This chair was used in units produced before 10/1/89.



Key	Part Number	U/M	Description
1	029130-01-000	EA	Socket - Snap Fastener
2	029156-01-000	EA	Cap - Snap - .158" Dia. x 17" Barrel
3	029156-01-000	EA	Socket - Snap Fastener
4	029092-01-000	EA	Stud - Nickel Finish
5	029093-01-000	EA	Eyebolt - Nickel Finish

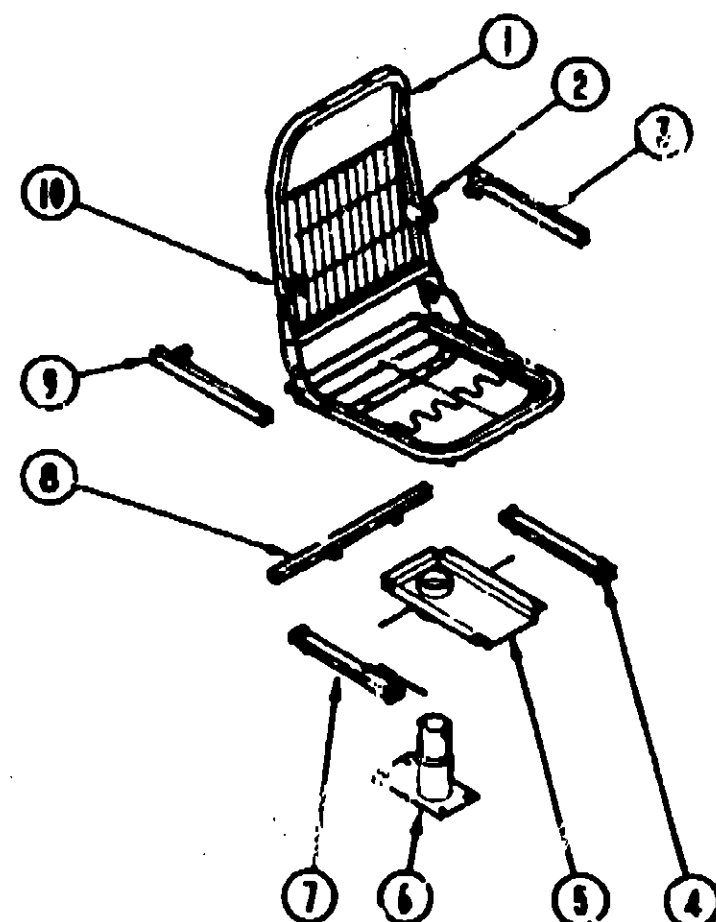
1990 WINNEBAGO
TABLE OF CONTENTS

INTRODUCTION	A-01 - A-02
ABBREVIATIONS	A-03
ALPHABETICAL/GROUP REFERENCE	A-04 - A-06
WF327RT	A-07 - D-20
WF327RB	D-21 - G-14
WC/F321RG	G-15 - J-20

1990 WF327RT INDEX

Floor Plan	A-07 - J-08
Accessories Group	A-09 - A-12
Bath Group	A-13 - A-14
Bedroom Group	A-15 - A-18
Cheese Group	A-19 - A-22
Curtain, Cushion & Pad Group	A-23 - B-10
Dinette Group	B-11 - B-12
Driver's Compartment Group	B-13 - B-16
Electrical Group	B-17 - B-19
Exterior Body Group	C-20 - B-24
Galley Group	C-01 - C-04
Heating & Air Conditioning Group	C-05 - C-08
Interior Finish Group	C-07 - C-09
Labels Group	C-10 - C-17
LP Group	C-18
Lounge Group	C-19
Sealants & Fasteners Group	C-20 - C-21
Water & Sewage Group	C-22 - C-24
Window, Vent & Exterior Door Group	D-01 - D-19

CURTAIN, CUSHION & PAD GROUP (CONTINUED)



BUCKET SEAT HARDWARE

Key	Part Number	U/M	Description
1	M00906-02-000	EA	Frame Asm. - Seat, Back & Spring
1	M00906-01-000	EA	Frame Asm. - Seat, Back & Spring (Export Option)
	M00903-01-000	EA	Frame - Seat, Single Not Bend
2	081362-02-000	EA	Bracket - Armrest - Left Hand
3	081258-02-000	EA	Rod & Channel - Armrest - Left - Metal
4	080248-02-000	EA	Adjuster - Bucket Seat w/o Lock - Forward & Back
5	080585-27-000	EA	Top Plate - Pedestal - Bucket Seats
6	080585-03-000	EA	Base - Bucket Seats - Bolts to Floor - Vertical - 3"
7	080248-01-000	EA	Adjuster - Bucket Seat w/lock - Forward & Back
8	080585-29-000	EA	Bar - Seat Belt - Bucket Seats - 20"
9	061268-01-000	EA	Rod & Channel - Armrest - Right - Metal
10	081362-01-000	EA	Bracket - Armrest - Right Hand
	080248-05-700	EA	Spring for Slide Adjuster
	081313-01-000	EA	Grommet - Headrest (Export)
	080730-02-000	EA	Recliner - Seat Back - Left Hand (Export)
	080731-02-000	EA	Slave Hinge - Recliner - Left Hand (Export)
	089388-04-000	EA	Frame - Cable - Remote Swivel (Export)

CURTAIN, CUSHION & PAD GROUP (CONTINUED)

BUCKET SEAT CUSHIONS

Key	Part Number	U/M	Description
	083450-03-AA3	EA	Seat Arm. - Bucket - Driver
	083450-03-AA4	EA	Seat Arm. - Bucket - Driver
	083450-04-AA3	EA	Seat Arm. - Bucket - Passenger
	083450-04-AA4	EA	Seat Arm. - Bucket - Passenger
	M03445-01-AA8	EA	Cover - Seat - Bucket Seat (AA3)
	M03445-01-AA9	EA	Cover - Seat - Bucket Seat (AA4)
	M03445-02-AA8	EA	Cover - Back - Bucket Seat (AA3)
	M03445-02-AA9	EA	Cover - Back - Bucket Seat (AA4)
	080243-32-Y30	EA	Armrest - Bucket Seat - Right Hand (AA3)
	080243-32-AA9	EA	Armrest - Bucket Seat - Right Hand (AA4)
	M80243-32-Y30	EA	Cover - Right Armrest - Bucket Seat (AA3)
	M80243-32-AA9	EA	Cover - Right Armrest - Bucket Seat (AA4)
	080243-33-Y30	EA	Armrest - Bucket Seat - Left Hand (AA3)
	080243-33-AA9	EA	Armrest - Bucket Seat - Left Hand (AA4)
	M80243-33-Y30	EA	Cover - Left Armrest - Bucket Seat (AA3)
	M80243-33-AA9	EA	Cover - Left Armrest - Bucket Seat (AA4)

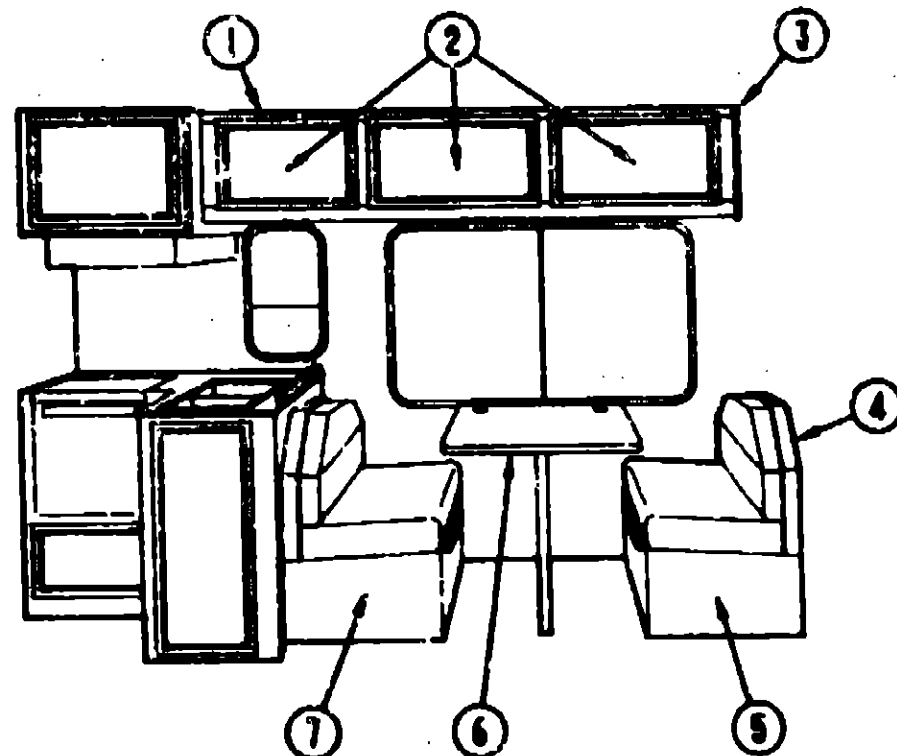
1990 WINNEBAGO TABLE OF CONTENTS

INTRODUCTION	A-01 - A-02
ABBREVIATIONS	A-03
ALPHABETICAL/GROUP REFERENCE	A-04 - A-03
WF327RT	A-07 - D-20
WF327RB	D-21 - G-14
WC/F321RG	G-15 - J-20

1990 WF327RT INDEX

Floor Plan	A-07 - A-08
Accessories Group	A-09 - A-12
Bath Group	A-13 - A-14
Bedroom Group	A-15 - A-18
Chassis Group	A-19 - A-22
Curtain, Cushion & Pad Group	A-23 - B-10
Dinette Group	B-11 - B-12
Driver's Compartment Group	B-13 - B-16
Electrical Group	B-17 - B-19
Exterior Body Group	B-20 - B-24
Galley Group	C-01 - C-04
Heating & Air Conditioning Group	C-05 - C-08
Interior Finish Group	C-09 - C-17
Labels Group	C-10 - C-17
LP Group	C-18
Lounge Group	C-19
Sealants & Fasteners Group	C-20 - C-21
Water & Sewage Group	C-22 - C-24
Window, Vent & Exterior Door Group	D-01 - D-19

DINETTE GROUP



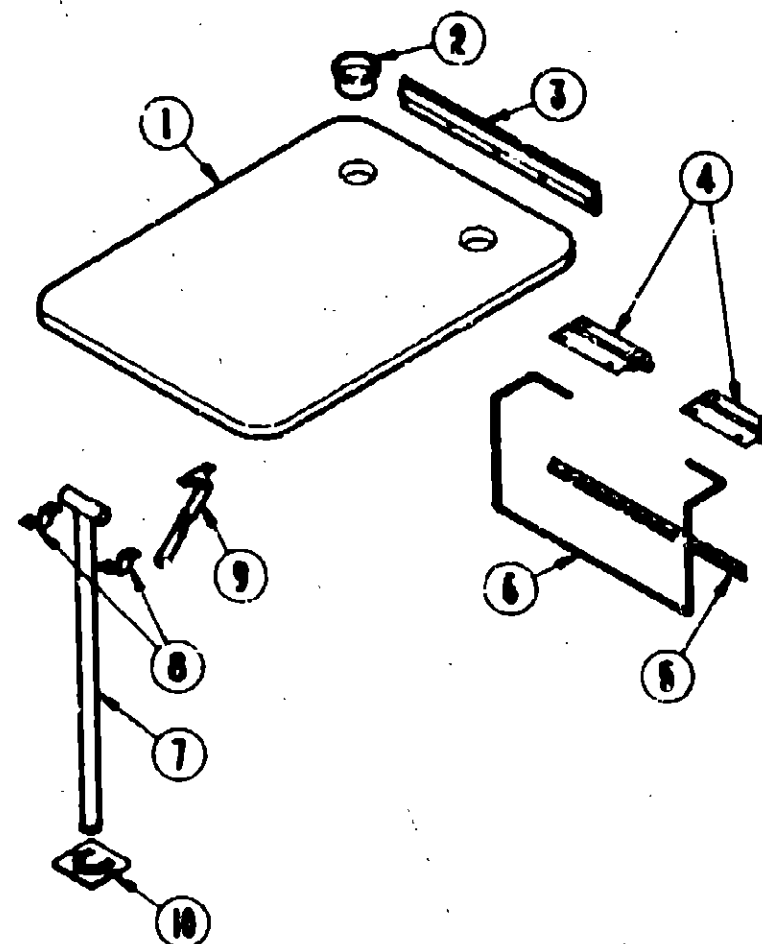
DINETTE CABINERY

Key	Part Number	U/M	Description
1	M90055-01-AA3	EA	Cabinet Asm. - Dinette Overhead - w/o Door or Hardware
2	M90052-36-AA3	EA	Door Asm. - Dinette Cabinet - 15.4" x 26.9" - w/o Hardware
2	M90052-36-AA3	EA	Door Asm. - Dinette Overhead Cabinet - 14.4" x 26.8" - w/o Hardware
3	081280-21-AA3	EA	End Cap Asm.
4	M02174-08-AA3	EA	Cabinet Asm. - Dinette Back
5	M02175-08-AA3	EA	Cabinet Asm. - Dinette Seat
	081519-10-AA3	EA	Pad Asm. - Dinette Back
	081519-10-AA4	EA	Pad Asm. - Dinette Back
6	M02948-58-AA3	EA	Panel Kit - Dinette Table
6	M02948-58-AA4	EA	Panel Kit - Dinette Table
7	M02175-08-AA3	EA	Cabinet Asm. - Dinette Seat
	007021-01-000	EA	Seat Belt - 2" x 90" - Black
	057759-01-000	EA	Washer Bracket - Seat Belt - 4" Dia.
	000044-07-068	EA	Nut - Ser Fig. - LK
* See the next page for the breakdown of this item.			
** These parts were used from 11/26/89 on.			

PRESTO BED CABINERY (OPTION L041)

Key	Part Number	U/M	Description
	083957-01-AA3	EA	Cabinet Asm. - Couch - w/o Doors or Hardware
	M96852-46-AA3	EA	Door Asm. - Couch Cabinet - 11" x 21.8" - w/o Hardware
	M96852-46-AA3	EA	Door Asm. - Couch Cabinet - 11" x 21.8" - w/o Hardware
..	051526-06-AA3	EA	Couch - Presto Bed - 68.5"
..	091826-06-AA4	EA	Couch - Presto Bed - 69.5"
	081278-02-AA3	EA	Pedestal Table Asm.
	009040-04-000	EA	Leg - Pedestal Table - 27.5" x 2.25" - Brown
	041194-01-000	EA	Table Base - Flush Floor Mount
	042438-02-000	EA	Wood Dowel - 2" x 2"
	009040-03-000	EA	Base - Raised Table Mount
	041483-01-000	EA	Catch - Table Leg
	083588-03-000	EA	Catch - Spring - Roller
	083588-04-000	EA	Strike - Spring Steel
* These parts were used from 11/27/89 on.			
** See Curtain, Cushion & Pad Group for breakdown of this item.			

DINETTE GROUP (CONTINUED)



DINETTE TABLE & HARDWARE

Key	Part Number	U/M	Description
1	M02948-58-AA3	EA	Table - Dinette - w/o Hardware
1	M02948-58-AA4	EA	Table - Dinette - w/o Hardware
2	054781-05-000	EA	Cup Holder - Two Step - Beige
3	053200-09-000	EA	Support - Table - 18.5" - Beige
4	080410-01-000	EA	Hanger - Table - Beige
5	024251-11-000	EA	Bracket - Table Lift - 17.12" - Beige
6	024275-11-000	EA	Rod - Table Lift - Beige
7	049493-11-700	EA	Catch - Table Leg
8	024278-21-000	EA	Leg Asm. - Table - Beige
9	084060-03-000	EA	Clamp - Saddle - Leg Hinge - Beige
10	024282-01-000	EA	Brace Table Leg
	024283-01-000	EA	Clip - 1" - 1.125" - OD Tube - Black

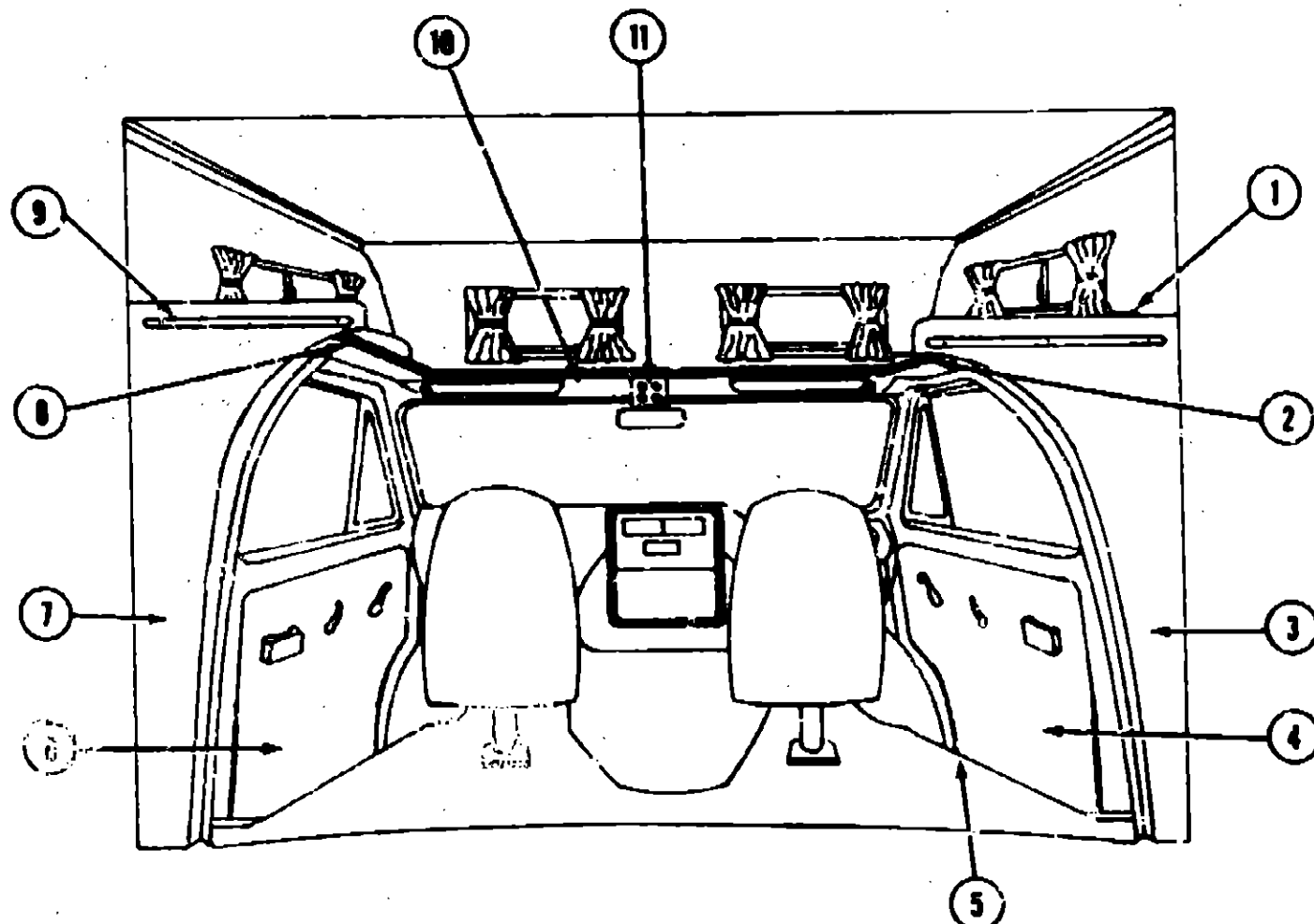
1990 WINNEBAGO TABLE OF CONTENTS

INTRODUCTION	A-01 - A-02
ABBREVIATIONS	A-03
ALPHABETICAL/GROUP REFERENCE	A-04 - A-06
WF327RT	A-07 - D-30
WF327RB	D-31 - G-14
WC/F321RG	G-15 - J-30

1990 WF327RT INDEX

Floor Plan	A-07 - A-08
Accessories Group	A-09 - A-12
Bath Group	A-13 - A-14
Bedroom Group	A-15 - A-18
Chassis Group	A-19 - A-22
Curtain, Cushion & Pad Group	A-23 - B-10
Dinette Group	B-11 - B-12
Driver's Compartment Group	B-13 - B-16
Electrical Group	B-17 - B-19
Exterior Body Group	B-20 - B-24
Galley Group	C-01 - C-04
Heating & Air Conditioning Group	C-05 - C-08
Interior Finish Group	C-07 - C-09
Labels Group	C-10 - C-17
LP Group	C-18
Lounge Group	C-19
Sealants & Fasteners Group	C-20 - C-21
Water & Sewage Group	C-22 - C-24
Window, Vent & Exterior Door Group	D-01 - D-19

DRIVER'S COMPARTMENT GROUP



MISCELLANEOUS DRIVER'S COMPARTMENT COMPONENTS

Key	Part Number	U/M	Description
1	086206-01-AA3	EA	Cabinet Arm. - Headboard
2	M96155-01-AA3	EA	Sleeper Board Arm.
*2	M96155-01-A23	EA	Sleeper Board Arm.
	079600-03-000	EA	Trim - Front Sleeper Board - Malsl - Off White
3	086244-01-AA3	EA	Wingwall Arm. - Inner - Passenger - Beige
*3	086244-01-A93	EA	Wingwall Arm. - Inner - Passenger - Off White
**4	NOTE	EA	Side Panel - Cab Door - Passenger
5	083411-01-AA3	EA	Floor Mat - Passenger
	083410-01-AA3	EA	Floor Mat - Driver
**6	NOTE	EA	Panel Arm. - Cab Door - Driver - Beige
7	086244-02-AA3	EA	Wingwall Arm. - Inner - Driver - Beige
*7	086244-02-A93	EA	Wingwall Arm. - Inner - Driver - Off White
	091871-01-000	EA	Cover - Seat Belt - Beige
	091871-05-000	EA	Cover - Seat Belt - Off White
8	080742-02-000	FT	Accent Trim - Vinyl - Beige
8	080742-03-000	FT	Accent Trim - Vinyl - Off White
9	082083-03-AA3	EA	Trim - Wingwall - 15.6" - Wood
	074045-07-000	EA	Plug - Wood - 1/2"
10	091831-01-AA3	EA	Headliner Arm. w/Vinyl - Front - Beige
10	091831-01-A93	EA	Headliner Arm. w/Vinyl - Front - Off White
	091825-02-AA3	EA	Headliner - Vinyl Covered - Side - Beige
	091825-02-A93	EA	Headliner - Vinyl Covered - Side - Off White
11	M01298-01-000	EA	Console - Overhead - w/o Holes - Beige
11	049380-20-000	EA	Console - Overhead - w/o Lights or Gauges - Off White
11	049380-19-000	EA	Console - Overhead - w/o Lights or Gauges - Off White (Generator Option)
	024461-01-000	EA	Switch - Battery
	024462-01-000	EA	Switch - Battery Condition
	024976-01-000	EA	Switch - Generator w/o Circuit Board
	031035-01-000	EA	Gauge - Generator Hourmeter
	024459-04-000	EA	Gauge - Voltmeter
	094795-01-000	EA	Speedometer - Kilometer (CSA)
	094795-02-000	EA	Instrument Cluster - KM91 (CSA)
* These are parts used from 10/2/89 on.			
** This part is supplied by your Ford dealer.			

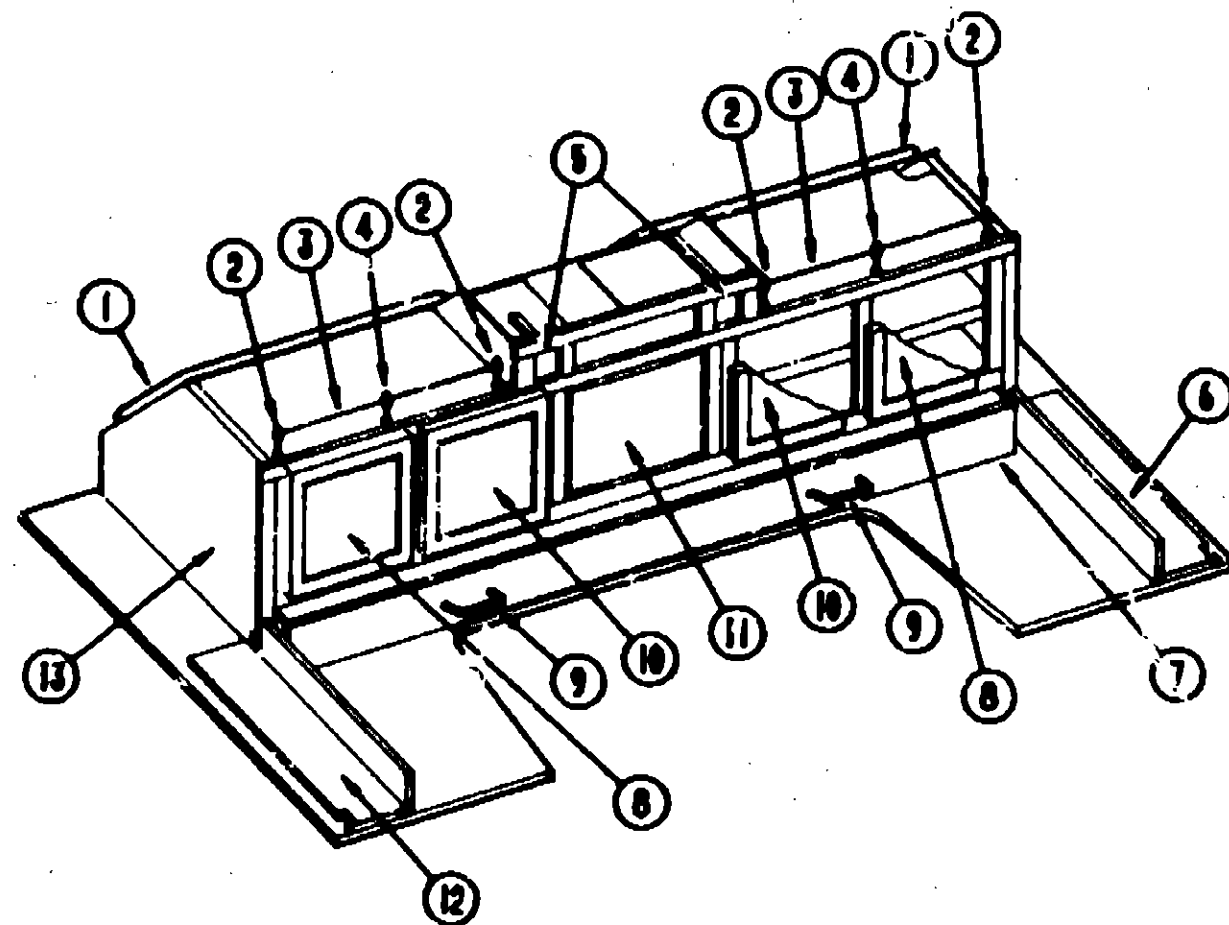
1990 WINNEBAGO
TABLE OF CONTENTS

INTRODUCTION	A-01 - A-02
ABBREVIATIONS	A-03
ALPHABETICAL/GROUP REFERENCE	A-04 - A-06
WF327RT	A-07 - D-20
WF327RB	D-21 - G-14
WC/F321RG	G-15 - J-20

1990 WF327RT INDEX

Floor Plan	A-07 - A-08
Accessories Group	A-09 - A-12
Bath Group	A-13 - A-14
Bedroom Group	A-15 - A-18
Chassis Group	A-19 - A-22
Curtain, Cushion & Pad Group	A-23 - B-10
Dinette Group	B-11 - B-12
Driver's Compartment Group	B-13 - B-16
Electrical Group	B-17 - B-19
Exterior Body Group	B-20 - B-24
Galley Group	C-01 - C-04
Heating & Air Conditioning Group	C-05 - C-06
Interior Finish Group	C-07 - C-09
Labels Group	C-10 - C-17
LP Group	C-18
Lounge Group	C-19
Sealants & Fasteners Group	C-20 - C-21
Water & Sewage Group	C-22 - C-24
Window, Vent & Exterior Door Group	D-01 - D-19

DRIVER'S COMPARTMENT GROUP (CONTINUED)

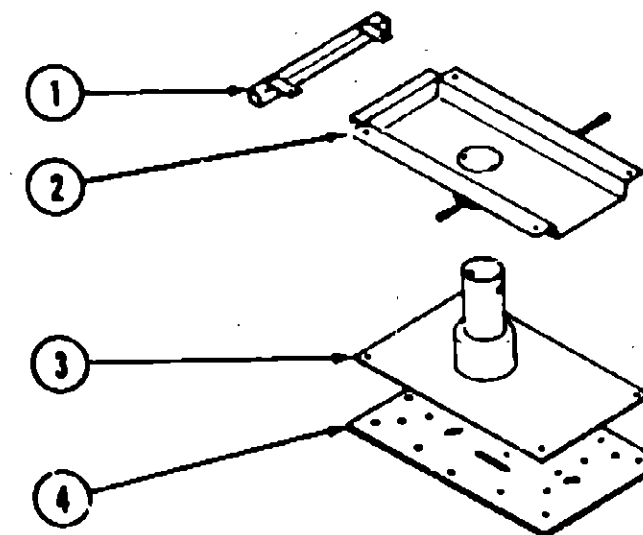


TV & ENTERTAINMENT CABINETRY (OPTION L43V)

Key	Part Number	U/M	Description
1	088679-01-01A	EA	Panel - Window - Black Plastic
2	084070-02-000	EA	Post - End - Brass
3	084071-08-000	EA	Rod - Brass - 25"
4	084070-01-000	EA	Post - Center - Brass
5	072333-67-000	YD	Fabric - Speaker Cover
	088619-01-000	EA	Speaker - 2 Watt - 8 OHM - 4"
	074879-11-000	EA	Cover - Speaker - Plastic - Off White
6	088687-01-AA3	EA	Cabinet - Headboard - Passenger
7	088639-01-AA3	EA	Drawer - Entertainment - Front
	079145-07-000	EA	Cushion - Front Bunk - 28" x 75" x 2.5"
8	M08854-04-A93	EA	Door - Cabinet - 14" x 14" - w/o Hardware
9	088264-01-000	EA	Pull - Drawer - Polished Brass
10	M08854-05-A93	EA	Door - Cabinet - 14" x 14" - w/o Hardware
11	088447-01-000	EA	TV - 13" Color w/Remote (USA)
11	088447-02-000	EA	TV - 13" Color w/Remote (CSA)
	088447-01-700	EA	Remote Control
	088656-01-000	EA	TV - Tie-down
12	088687-02-AA3	EA	Cabinet - Headboard - Driver
13	088445-01-AA3	EA	Cabinet - Entertainment - Front

* See Curtain, Cushion & Pad Group for further breakdown of this item.

DRIVER'S COMPARTMENT GROUP (CONTINUED)



BUCKET SEAT PEDESTAL & SEAT BELTS

Key	Part Number	U/M	Description
1	089595-29-000	EA	Bar - Seat Belt - 20"
2	089595-27-000	EA	Plate - Top - Pedestal Asm.
3	089585-03-000	EA	Plate - Sub - Pedestal Asm.
4	089585-02-000	EA	Plate - Base - Pedestal Asm. - Bucket Seat
	089246-01-000	EA	Adjuster Asm. - Seat - w/Lock
	089246-02-000	EA	Adjuster Asm. - Seat - w/o Lock
	089246-05-700	EA	Spring For Slide Adjuster
	007221-01-000	EA	Spacer - Seat Adjuster

1990 WINNEBAGO TABLE OF CONTENTS

INTRODUCTION	A-01 - A-02
ABBREVIATIONS	A-03
ALPHABETICAL/GROUP REFERENCE	A-04 - A-06
WF327RT	A-07 - D-20
WF327RB	D-21 - G-14
WC/F321RG	G-15 - J-20

1990 WF327RT INDEX

Floor Plan	A-07 - A-08
Accessories Group	A-09 - A-12
Bath Group	A-13 - A-14
Bedroom Group	A-15 - A-18
Chassis Group	A-19 - A-22
Curtain, Cushion & Pad Group	A-23 - B-10
Dinette Group	B-11 - B-12
Driver's Compartment Group	B-13 - B-16
Electrical Group	B-17 - B-19
Exterior Body Group	B-20 - B-24
Galley Group	C-01 - C-04
Heating & Air Conditioning Group	C-05 - C-06
Interior Finish Group	C-07 - C-09
Labels Group	C-10 - C-17
LP Group	C-18
Lounge Group	C-19
Sealants & Fasteners Group	C-20 - C-21
Water & Sewage Group	C-22 - C-24
Window, Vent & Exterior Door Group	D-01 - D-19

ELECTRICAL GROUP

BULBS

Key	Part Number	U/M	Description
	002000-01-700	EA	Bulb - 912 (Steve Hood)
	008215-01-000	EA	Bulb - 1003 (Porch Light)
	008218-01-000	EA	Bulb - 1141 (Dome Light)
	037834-01-000	EA	Bulb - 1156 (Back-Up Light)
	037835-01-000	EA	Bulb - 1157 (Tail Lamp)
	004800-01-700	EA	Bulb - DC Light (Refrigerator) (Export)
	005737-01-710	EA	Bulb - 30W (Microwave Oven)
	038186-01-000	EA	Bulb - 194 (Clearance Light)
	008280-01-700	EA	Bulb - 12 Volt - 6 Watt (Surface Light)

FUSES & CIRCUIT BREAKERS

Key	Part Number	U/M	Description
	008235-01-000	EA	Fuse - 12 Volt - 15 Amp.
	002901-05-000	EA	Fuse - 5 Amp. - Automotive
	008211-01-000	EA	Circuit Breaker - 6 Amp. - 12 Volt
	008209-01-000	EA	Circuit Breaker - 15 Amp. - 120 Volt
	008210-02-000	EA	Circuit Breaker - 15 Amp. - 120 Volt (Ground Fault Interrupter)
	008210-02-000	EA	Circuit Breaker - 15/15 Amp. - 120 Volt
	008209-03-000	EA	Circuit Breaker - 15/20 Amp. - 120 Volt
	033573-01-700	EA	Circuit Breaker - 20 Amp. - 120 Volt
	004811-01-000	EA	Circuit Breaker - 20/20 Amp. - 120 Volt
	008268-01-000	EA	Circuit Breaker - 30 Amp. - 120 Volt
	008338-04-000	EA	Circuit Breaker - 20 Amp. - 120 Volt
	008209-08-000	EA	Circuit Breaker - 30/15 Amp. - 120 Volt
	004810-01-000	EA	Circuit Breaker - 30/30 Amp. - 120 Volt (Export)
	008209-08-000	EA	Circuit Breaker Blank
	050283-02-000	EA	Circuit Breaker - Bus Bar
	100341-01-000	EA	Fuse Holder - In Line Type

MISCELLANEOUS ELECTRICAL COMPONENTS

Key	Part Number	U/M	Description
	072852-01-000	EA	Smoke Detector w/9 Volt Battery
	008215-01-000	EA	Converter - 40 Amp. w/Charger
	004800-01-000	EA	Load Center - 240 Volt - 125 Amp. (Export)
	008208-01-000	EA	Control Center - 32 Amp. - 120V/12V

EXTERIOR LIGHTS

Key	Part Number	U/M	Description
	042406-01-000	EA	Lens - Side Marker/Clearance Light - w/Reflex - Red
	042406-02-000	EA	Lens - Side Marker Light - w/Reflex - Amber
	042406-03-000	EA	Base - Clearance Light - Rectangular
	001983-01-000	EA	Gasket - Light - Side Marker
	038186-01-000	EA	Bulb - 12 Volt - #194
	062740-04-000	EA	Wedge - Tail Light - Plastic - Passenger Side - Off White
	062742-04-000	EA	Wedge - Tail Light - Plastic - Driver Side - Off White
	007309-01-000	EA	Light - License Plate
	008540-01-000	EA	Bracket - License Plate
	058032-02-000	EA	Tail Lamp - 2 Bulb - Black Bezel
	058032-02-700	EA	Lens - Tail Lamp - w/Backup - Red
	058032-02-701	EA	Lens - Tail Lamp - w/o Backup - Red
	037835-01-000	EA	Bulb - Tail Lamp - #1157 - 12 Volt
	007917-01-01A	EA	Light - Porch/Entry Door - Off White (US)
	007917-01-700	EA	Lens - Porch Light
	008038-02-000	EA	Porch Light - Recessed (CSA)
	008089-01-700	EA	Lens - Porch Light
	008215-01-000	EA	Bulb - Porch Light
	100138-01-000	EA	Module - Daytime Running Lights (CSA)
	100186-02-000	EA	Wire Arm - Daytime Running Lights - w/Fuse
	100186-01-000	EA	Wire Arm - Daytime Running Lights (CSA)

ELECTRICAL GROUP (CONTINUED)

INTERIOR LIGHTS

Key	Part Number	U/M	Description
	007309-01-000	EA	Light - Step Well - Round - 12V
	008024-01-01A	EA	Dome Light - 1 Bulb - Ivory
	008024-02-01A	EA	Dome Light - 1 Bulb - Ivory (CSA)
	008024-03-01A	EA	Dome Light - 2 Bulb - Ivory
	008024-04-01A	EA	Dome Light - 2 Bulb - Ivory (CSA)
	008024-01-70X	EA	Lens - Dome Light
	008216-01-000	EA	Bulb - Dome Light - 12 Volt - #1141
	008280-01-000	EA	Light - Surface Mount - 12 Volt
	008280-01-700	EA	Bulb - 12 Volt - 6 Watt

WIRES, SWITCHES, & RECEPTACLES

Key	Part Number	U/M	Description
	008288-01-000	EA	Box - Electrical - 3" x 3.5" - Plastic
	001910-01-000	EA	Box - Electrical - 3.75" x 3.5" x 1.75" - Plastic
	003803-01-000	EA	Box - Electrical - 4" x 2 1/8" x 2 1/8"
	008288-01-000	EA	Box - Electrical - 4" x 4" - 1/2 & 3/4" Open
	008209-02-000	EA	Box - Electrical - 4" x 4" (CSA)
	058048-01-000	EA	Box - Electrical - 2" x 3" x 2.25" - Steel
	008037-01-000	EA	Cable - Battery - 1 AWG - Stranded - Black
	041953-01-000	FT	Conduit - Convolute Silt - .5" ID
	041953-03-000	FT	Conduit - Convolute Silt - 1" ID
	041953-09-000	FT	Conduit - Convolute Silt - .50" ID
	008355-01-000	EA	Connector - Cable Clamping - 3/4"
	008356-01-000	EA	Connector - Plastic - 3/8" Avg.
	008028-01-000	EA	Connector - Pigtail - Clear Nylon
	008311-01-000	EA	Connector - Wire Nut - Red
	008314-01-000	EA	Connector - Wire Nut - Gray
	031987-01-000	EA	Contact - Receptacle
	031988-01-000	EA	Contact - Plug
	008054-01-000	EA	Cord - Power - 10-3 30 Amp. - 25'
	008052-01-000	EA	Cord - Power - 10-3 30 Amp. (CSA)
	008236-01-000	EA	Cover - Electrical Box - w/Hole - 4" x 4" - Gray
	031035-01-000	EA	Gauge - Hourmeter
	024456-04-000	EA	Gauge - Voltmeter
	008207-05-000	EA	Housing - Auto Fuse - Gray
	008910-01-000	EA	Housing - Relay
	008474-09-000	EA	Housing - Socket
	007744-01-000	EA	Housing - Trailer Pin - 12"
	007744-02-000	EA	Housing - Trailer Pin - 48"
	007746-01-000	EA	Housing Arm - Trailer Cap
	007745-01-000	EA	Housing Arm - Trailer Receptacle - 12"
	008473-05-000	EA	Housing Pin - 6 Position In Line
	008473-01-000	EA	Housing Pin - 4 Rows of 3
	008473-09-000	EA	Housing Pin - 3 Position
	008473-10-000	EA	Housing Pin - 2 Position
	008474-01000	EA	Housing Socket
	008475-01-000	EA	Pin - Connector
	075736-02-000	EA	Receptacle/Cover Arm - Off White (Exterior)
	004077-01-000	EA	Receptacle Cover - Ivory (Ground Fault Interrupter)
	004076-01-000	EA	Receptacle - 15 Amp. - 125 Volt - Ivory (Ground Fault Interrupter)
	024824-02-000	EA	Receptacle - Power Cord
	008707-01-000	EA	Receptacle - Single - Brown
	007940-01-000	EA	Receptacle - Slide - 16 to 12 Avg.
	008708-02-000	EA	Receptacle - Double Electrical - Ivory
	007734-01-01A	EA	Receptacle - Extension - 3.2" x 5" x 7" - Plastic - Ivory

1990 WINNEBAGO
TABLE OF CONTENTS

INTRODUCTION	A-01 - A-02
ABBREVIATIONS	A-03
ALPHABETICAL GROUP REFERENCE	A-04 - A-06
WF327RT	A-07 - D-20
WF327RB	D-21 - G-14
WC/F321RG	G-15 - J-20

1990 WF327RT INDEX

Floor Plan	A-07 - A-08
Accessories Group	A-09 - A-12
Bath Group	A-13 - A-14
Bedroom Group	A-15 - A-18
Chassis Group	A-19 - A-22
Curtain, Cushion & Pad Group	A-23 - B-10
Dinette Group	B-11 - B-12
Driver's Compartment Group	B-13 - B-16
Electrical Group	B-17 - B-19
Exterior Body Group	B-20 - B-24
Galley Group	C-01 - C-04
Heating & Air Conditioning Group	C-05 - C-06
Interior Finish Group	C-07 - C-09
Labels Group	C-10 - C-17
LP Group	C-18
Lounge Group	C-19
Sealants & Fasteners Group	C-20 - C-21
Water & Sewage Group	C-22 - C-24
Window, Vent & Exterior Door Group	D-01 - D-19

ELECTRICAL GROUP (CONTINUED)

WIRES, SWITCHES & RECEPTACLES (CONTINUED)

Key	Part Number	U/M	Description
	088476-01-000	EA	Socket - Connector
	088476-02-000	EA	Socket - Connector - 12-10 Ga.
	008188-01-000	EA	Solenoid - 3 Post - Battery Charge Over
	024461-01-000	EA	Switch - Battery
	024462-01-000	EA	Switch - Battery Condition
	024776-01-000	EA	Switch - Generator w/o Circuit Board
	008351-01-01A	EA	Switch Plate - 1 Gang - Polished Brass
	008351-02-01A	EA	Switch Plate - 2 Gang - Polished Brass
	078384-01-000	EA	Switch - On/Off Rocker - Brown
	007942-01-000	EA	Tab - 18 to 14 Awg. Wire
	007949-01-000	EA	Tab - 14 to 10 Awg. Wire
	031985-01-000	EA	Tab - Housing - 2 Position
	047443-01-000	EA	Terminal - .250 Receptacle Fit - Insulated - 16/14 AWG
	047443-02-000	EA	Terminal - .250 Receptacle Fit - Insulated - 12/10 AWG
	008328-01-000	EA	Terminal Ring - 16/14 Wire - 3/8" Stud
	035418-04-000	EA	Terminal Ring - #10 Stud Fit
	008328-01-000	EA	Terminal Ring - 12/10 Wire
	008345-01-000	EA	Terminal Ring - 2 - 3/8 Stud
	008331-01-000	EA	Terminal Ring - 4 - 3/8 Stud
	008252-01-01A	EA	Wall Plate - Cable - Beige
	008026-01-000	FT	Wire - 12/2 Romex w/Ground
	008030-01-000	FT	Wire - Bonded
	008343-01-000	EA	Wire Tie - 6"
	081051-02-000	EA	Wire Asm. - 9 Pin - Radio

EXTERIOR BODY GROUP

MISCELLANEOUS EXTERNALLY MOUNTED PARTS

Key	Part Number	U/M	Description
	083558-01-000	EA	Plumbing Seal - Roof Vent - 1.5
	009126-01-000	EA	Assist Handle - Chrome
	009126-02-000	EA	Assist Handle - Beick
	087859-04-000	EA	Fill - City Water - Off White
	088382-06-000	EA	Tube - Support - Floor to Valance - 17"
	075736-02-000	EA	Cover - Exterior Receptacle - Off White
	083815-08-000	EA	Holder - Compartment Door - Plastic - Off White
	046347-01-000	EA	Head - Mirror - 7.5" x 10.50" - Stainless Steel
	048347-02-000	EA	Head - Mirror - 7.5" x 10.5" - Off White
	082047-01-000	EA	Arm - West Coast Mirror
	008043-01-000	EA	Mirror - Exterior - Convex - Adhesive Backed

SHEET FIBERGLASS, ALUMINUM & STYROFOAM

Key	Part Number	U/M	Description
	044487-01-001	EA	Aluminum - W/ Finish - No Design - 96" x 360" (Roof)
	001054-01-011	EA	Aluminum Sheet - 48" x 96" - Flat - Off White
	000688-01-000	SF	Styrofoam - 3/4" x 24" x 96"
	000670-03-000	SF	Styrofoam - 1.34" x 48" x 96"
	000670-05-000	SF	Styrofoam - .50" x 24" x 96"
	076054-80-000	EA	Fiberglass Sheet - 48" x 296" - Off White
	077517-24-000	EA	Fiberglass Sheet - 48" x 96" - Off White
	077517-52-000	EA	Fiberglass Sheet - 29.69" x 27.66" - Off White

1990 WINNEBAGO
TABLE OF CONTENTS

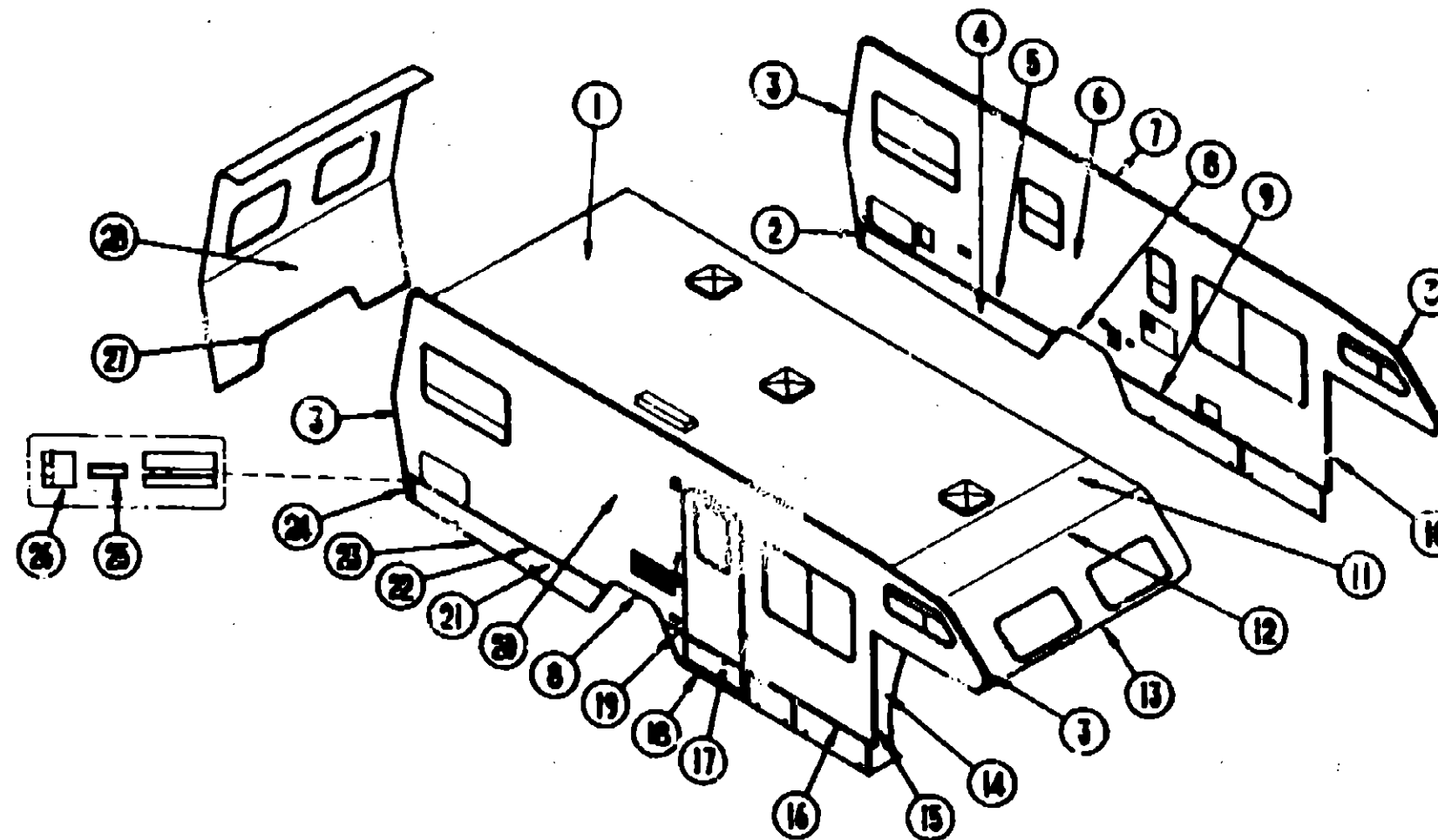
INTRODUCTION	A-01 - A-02
ABBREVIATIONS	A-03
ALPHABETICAL/GROUP REFERENCE	A-04 - A-08
WF327RT	A-07 - D-20
WF327RB	D-21 - G-14
WC/F321R3	G-15 - J-20

1990 WF327RT INDEX

Floor Plan	A-07 - A-08
Accessories Group	A-09 - A-12
Bath Group	A-13 - A-14
Bedroom Group	A-15 - A-18
Cheese Group	A-19 - A-22
Curtain, Cushion & Pad Group	A-23 - B-10
Dinette Group	B-11 - B-12
Driver's Compartment Group	B-13 - B-16
Electrical Group	B-17 - B-19
Exterior Body Group	B-20 - B-24
Galley Group	C-01 - C-04
Heating & Air Conditioning Group	C-05 - C-08
Interior Finish Group	C-07 - C-09
Labels Group	C-10 - C-17
LP Group	C-18
Lounge Group	C-19
Sealants & Fasteners Group	C-20 - C-21
Water & Sewage Group	C-22 - C-24
Window, Vent & Exterior Door Group	D-01 - D-19

EXTERIOR BODY GROUP (CONTINUED)

EXTERIOR BODY PANELS



Key	Part Number	U/M	Description
1	M96113-01-AA3	EA	Roof Asm. (Special Order Item)
1	M96113-01-A93	EA	Roof Asm. (Special Order Item)
2	097907-02-02A	EA	Filler - Valance Panel - Rear - Off White
3	096854-01-01A	EA	Trim - Contour - Off White
4	096393-06-AA3	EA	Valance Asm. - Rear (Stationary)
4	096393-01-AA3	EA	Valance Asm. - Rear (Hinged)
5	096816-02-01A	EA	Trim - Sidewall - Lower - 75.2" - Off White
6	M95921-01-AA3	EA	Sidewall Asm. - Driver (Special Order Item)
6	M95931-01-AA3	EA	Sidewall Asm. - Driver (Special Order Item)
7	096884-01-01A	EA	Trim - Contour - Roof - Off White
8	096215-01-01A	EA	Trim - Wheelwell - Rear - Metal - Off White
9	096817-01-01A	EA	Trim - Sidewall - To Valance - 102.9" - Off White
10	096870-02-01A	EA	Trim - Wingwall - Off White
	096880-01-01A	FT	Vinyl Insert - Contour Trim - 72" - Off White
	M95974-02-AA3	EA	Wingwall - Driver Side w/Gunseet (Ford)
	096845-02-01A	EA	Trim - "L" Angled - Driver Wingwall - Off White
	021241-01-000	FT	Vinyl - Exterior Trim - Between Wingwall & Cab Seal - White
†	096334-01-000	FT	Vinyl - Exterior Trim - Between Wingwall & Cab Seal - White
11	M76177-01-700	EA	Roof Section - Cab Over to First Seam
12	078500-01-000	EA	Trim - Roof to Front Cab
13	039844-09-000	EA	Trim - Sleeper Board - Off White
14	M96154-01-AA3	EA	Wingwall - Passenger Side w/Gunseet (Ford)
	096845-01-01A	EA	Trim - "L" Angled - Passenger Wingwall - Off White
	021241-01-000	FT	Vinyl - Exterior Trim - Between Wingwall & Cab Seal - White
†	096334-01-000	FT	Vinyl - Exterior Trim - Between Wingwall & Cab Seal - White

Key	Part Number	U/M	Description
15	096870-01-01A	EA	Trim - Wingwall - Off White
16	096818-01-01A	EA	Trim - Sidewall - To Valance - 64" - Off White
17	002444-04-002	EA	Feature Strip w/o Insert - 15' Long - Off White
	001030-02-003	EA	Insert - Feature Strip - Stucco
	009731-01-000	EA	End Cap - Feature Strip
18	096398-01-AA3	EA	Valance - Entry Door
19	096818-02-01A	EA	Trim - Sidewall - To Valance - 10.3" - Off White
20	M95920-01-AA3	EA	Sidewall Asm. - Passenger (Special Order Item)
**20	M95920-01-AA3	EA	Sidewall Asm. - Passenger (Special Order Item)
21	096393-06-AA3	EA	Valance Asm. - Rear
**22	096816-01-01A	EA	Trim - Sidewall - To Valance - 95.7" - Off White
23	096217-55-001	EA	U-Channel - Extrusion - 17.5" - Off White
24	097907-01-02A	EA	Filler - Valance Panel - Rear - Off White
25	001030-02-003	EA	Insert - Lower Sidewall Trim
26	096424-02-01A	EA	End Cap - Sidewall Trim - Rear (Passenger Side) & Front (Driver Side)
	096424-01-01A	EA	End Cap - Sidewall Trim - Rear (Driver Side) & Front (Passenger Side)
27	096197-01-01A	EA	Trim - Backwall - Lower - U-Channel - 1" Wide - Off White
28	M96168-01-AA3	EA	Backwall Asm. (Special Order Item)
**28	M96168-01-A93	EA	Backwall Asm. (Special Order Item)
	See the Insert Illustration for additional parts.		
	These parts were used from 10/2/89 on.		
†	These parts were used from 2/14/90 on.		

1990 WINNEBAGO TABLE OF CONTENTS

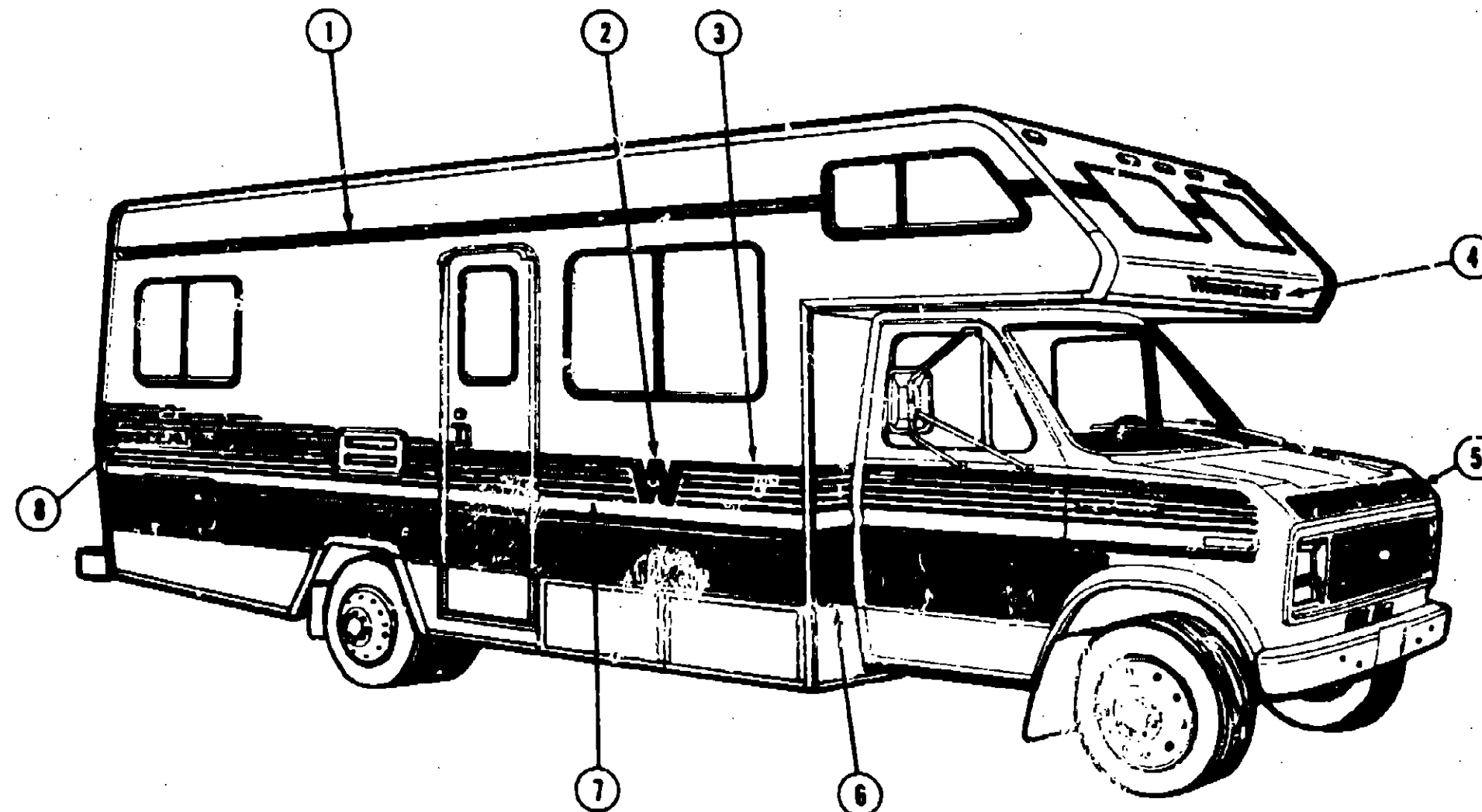
INTRODUCTION	A-01 - A-02
ABBREVIATIONS	A-03
ALPHABETICAL/GROUP REFERENCE	A-04 - A-06
WF327RT	A-07 - D-20
WF327RB	D-21 - G-14
WC/F321RG	J-15 - J-20

1990 WF327RT INDEX

Floor Plan	A-07 - A-08
Accessories Group	A-09 - A-12
Bath Group	A-13 - A-14
Bedroom Group	A-15 - A-18
Chassis Group	A-19 - A-22
Curtain, Cushion & Pad Group	A-23 - B-10
Dinette Group	B-11 - B-12
Driver's Compartment Group	B-13 - B-16
Electrical Group	B-17 - B-19
Exterior Body Group	B-20 - B-24
Galley Group	C-01 - C-04
Heating & Air Conditioning Group	C-05 - C-08
Interior Finish Group	C-09 - C-11
Labels Group	C-10 - C-17
LP Group	C-18
Lounge Group	C-19
Sealants & Fasteners Group	C-20 - C-21
Water & Sewage Group	C-22 - C-24
Window, Vent & Exterior Door Group	D-01 - D-19

EXTERIOR BODY GROUP (CONTINUED)

LABELS & DECALS



Key	Part Number	U/M	Description
1	085217-N1-000	FT	Multistripe - 2 Stripes - 2.40" x 150' - Burgundy/Blue
2	078351-36-000	EA	Decal - Flying "W" - Blue
3	078831-70-000	FT	Stripe - 1 Line - 1.75" x 150' - Blue
4	050313-22-000	EA	Decal - Logo - "Winnebago" - 2.8" - Chrome
5	031840-10-000	EA	Decal - Hood - Ford - Medium Blue
6	083880-18-31A	FT	Multistripe - 2 Stripes - 10.98" x 150' - Gray
7	078188-41-000	FT	Multistripe - 4 Stripes - 4.5" x 150' - Burgundy
8	083589-01-51A	EA	Decal - Logo - "Warrior" - Black/Off White

For your convenience here are the Dupont color codes that you can purchase locally:

Burgundy L8543
 Blue K8147
 Off White L8723L
 Black 00A
 Gray B8361

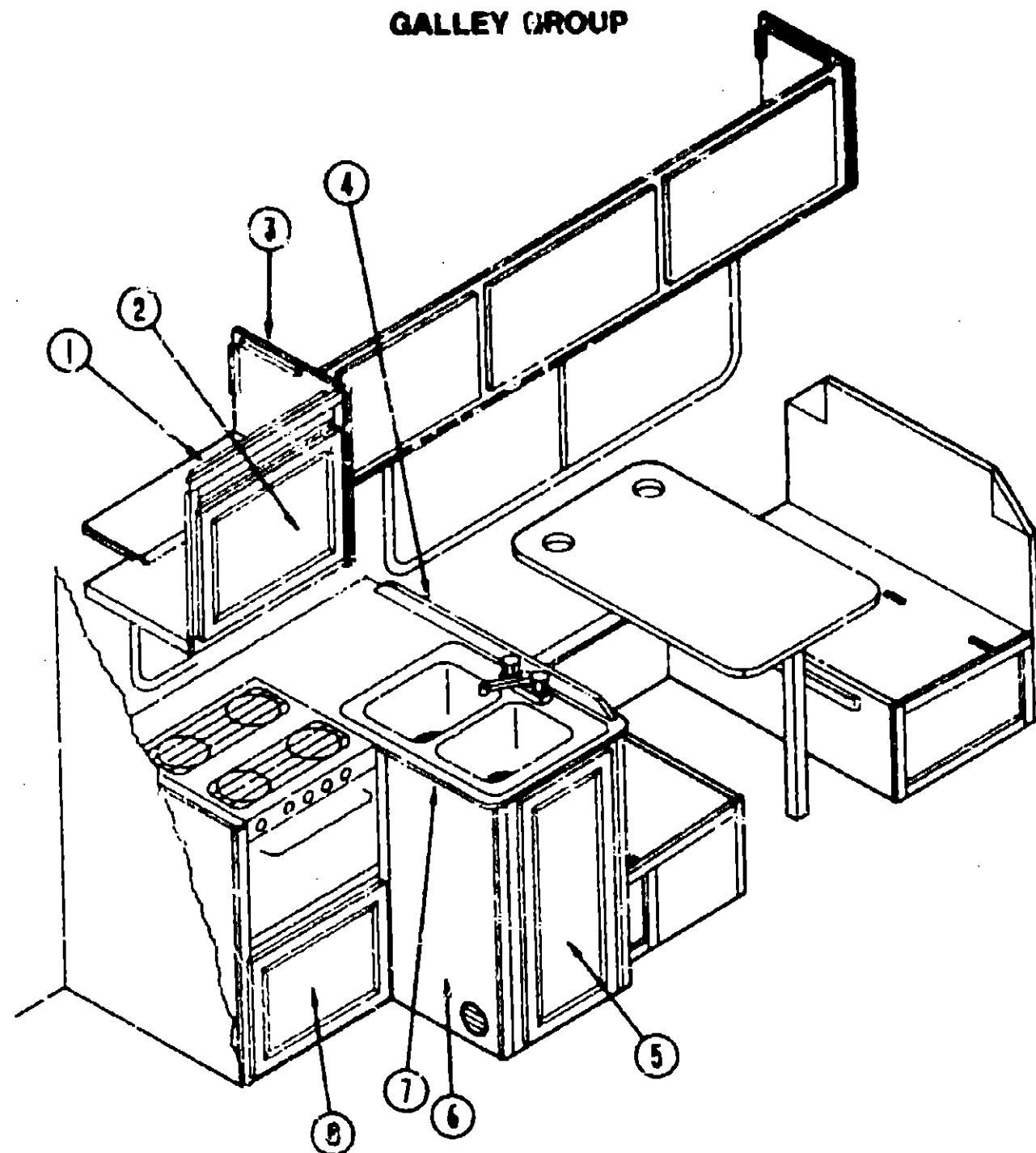
1990 WINNEBAGO TABLE OF CONTENTS

INTRODUCTION	A-01 - A-02
ABBREVIATIONS	A-03
ALPHABETICAL/GROUP REFERENCE	A-04 - A-06
WF327RT	A-07 - D-20
WF327RB	D-21 - G-14
WC/F321RG	G-15 - J-20

1990 WF327RT INDEX

Floor Plan	A-07 - A-08
Accessories Group	A-09 - A-12
Bath Group	A-13 - A-14
Bedroom Group	A-15 - A-18
Chassis Group	A-19 - A-22
Curtain, Cushion & Pad Group	A-23 - B-10
Dinette Group	B-11 - B-12
Driver's Compartment Group	B-13 - B-16
Electrical Group	B-17 - B-19
Exterior Body Group	B-20 - B-24
Galley Group	C-01 - C-04
Heating & Air Conditioning Group	C-05 - C-06
Interior Finish Group	C-07 - C-09
Labels Group	C-10 - C-17
LP Group	C-18
Lounge Group	C-19
Sealants & Fasteners Group	C-20 - C-21
Water & Sewage Group	C-22 - C-24
Window, Vent & Exterior Door Group	D-01 - D-19

GALLEY GROUP



GALLEY CABINETRY

Key	Part Number	U/M	Description
1	M93270-01-AA3	EA	Cabinet Asm. - Galley Overhead - w/o Door or Hardware
2	M96652-37-A13	EA	Door Asm. - Galley Overhead - 14.3" x 21.8" - w/o Hardware
2	M96652-37-A93	EA	Door Asm. - Galley Overhead - 14.3" x 21.8" - w/o Hardware
3	081260-24-A13	EA	End Cap - Overhead
4	098335-01-AA3	EA	Galley Rail - 31.5"
5	M96652-27-AA8	EA	Door Asm. - Galley Cabinet - 14.4" x 33.5" - w/o Hardware
5	M96652-15-A93	EA	Door Asm. - Galley Cabinet - 14.4" x 26.7" - w/o Hardware
6	M03981-01-AA3	EA	Cabinet Asm. - Galley w/Countertop - w/o Doors or Hardware
6	M03981-01-AA4	EA	Cabinet Asm. - Galley w/Countertop - w/o Doors or Hardware
7	092034-11-AA3	EA	Countertop Asm. - Galley Cabinet
7	092034-11-AA4	EA	Countertop Asm. - Galley Cabinet
8	M95947-01-AA8	EA	Door Asm. - Furnace - 15.9" x 21.85" - w/o Hardware
8	M95947-01-A93	EA	Door Asm. - Furnace - 15.9" x 21.85" - w/o Hardware
	M96652-08-AA8	EA	Door Asm. - Refrigerator Cabinet - 12" x 21.8" - w/o Hardware
	M96652-08-A93	EA	Door Asm. - Refrigerator Cabinet - 12" x 21.8" - w/o Hardware
	091257-07-000	EA	Handrail - Refrigerator Cabinet - Birch

* These parts were used from 11/27/89 on.

** These are the parts used from 10/3/90 on.

GALLEY GROUP (CONTINUED)

GALLEY HARDWARE

Key	Part Number	U/M	Description
	094745-01-01A	EA	Trim - Microwave - Lower
	094774-01-01A	EA	Trim - Microwave - Either Side - .5"
	094774-03-01A	EA	Trim - Microwave - Either Side - 1.5"
	094756-02-01A	EA	Bracket - Microwave - Tan
	094750-01-000	EA	Bracket - Microwave - 90°
	084073-03-000	EA	Vent - Refrigerator - Roof - Off White
	084073-04-000	EA	Base - Roof Vent - Norcold Refrigerator - Black
	054450-01-000	EA	Level - Refrigerator
	084878-09-000	EA	Vent - Range Hood - Short
	066437-01-000	EA	Strainer - w/Basket - Sink
	066437-01-700	EA	Basket - Strainer
	011053-04-000	EA	Faucet - w/Swing Spout - 8"
	011053-01-700	EA	Aerator - Swing Spout Faucet
	091253-01-000	EA	Gasket - Faucet
	000329-01-000	FT	Seal - Refrigerator Cabinet
	068615-01-000	EA	Sink - Galley - Double w/Mounting Hardware - Stainless Steel
	098654-01-000	EA	Sink - Galley - Double w/Mounting Hardware - Stainless Steel
	081530-01-AA8	EA	Sink Cover (AA3)
	081530-01-AA9	EA	Sink Cover (AA4)
	098979-01-000	EA	Clip - Adjustable Shelf
	038980-01-000	EA	Pilaster - Adjustable Shelf - 18" Long

* These are the parts used from 1/2/90 on.

1990 WINNEBAGO TABLE OF CONTENTS

INTRODUCTION	A-01 - A-02
ABBREVIATIONS	A-03
ALPHABETICAL/GROUP REFERENCE	A-04 - A-38
WF327HT	A-07 - D-20
WFJ27RB	D-21 - G-14
WC/F321RG	G-15 - J-20

1990 WF327HT INDEX

Floor Plan	A-07 - A-08
Accessories Group	A-09 - A-12
Bath Group	A-13 - A-14
Bedroom Group	A-15 - A-18
Chassis Group	A-19 - A-22
Curtain, Cushion & Pad Group	A-23 - B-10
Dinette Group	B-11 - B-12
Driver's Compartment Group	B-13 - B-16
Electrical Group	B-17 - B-19
Exterior Body Group	B-20 - B-24
Galley Group	C-01 - C-04
Heating & Air Conditioning Group	C-05 - C-09
Interior Finish Group	C-07 - C-09
Labels Group	C-10 - C-17
LP Group	C-18
Lounge Group	C-19
Sealants & Fasteners Group	C-20 - C-21
Water & Sewage Group	C-22 - C-24
Window, Vent & Exterior Door Group	D-01 - D-19

GALLEY GROUP (CONTINUED)

GALLEY APPLIANCES

Key	Part Number	U/M	Description
	04248-02-000	EA	Refrigerator - 2 Way (Norcold 878-EG2)
	084878-03-700	EA	Cooling Unit - Horizontal Burner
	084473-03-719	EA	Flue - Horizontal Burner
	088248-01-709	EA	Heater - AC (Horizontal)
	075217-01-737	EA	Control Module
	088248-01-701	EA	Insert - Control Panel (3 Way)
	084880-01-715	EA	Valve - Shut Off Manual
	084880-01-710	EA	Connector - Male Insert Fitting
	084880-01-705	EA	Orifice
	088248-01-708	EA	Burner (Horizontal)
	088248-01-708	EA	Electrode - Ignition
	088248-01-712	EA	Frame - Door - Lower
	075217-01-700	EA	Trim - Shelf - Upper Door
	034472-01-744	EA	Dairy Keeper
	064472-02-716	EA	Trim - Cabinet Top - Brown
	064472-01-727	EA	Hinge - Upper - Right
	046955-01-713	EA	Pin - Hinge
	088248-01-715	EA	Tray - Drip - Almond
	064472-03-700	EA	Pin - Hinge - Bottom
	064472-01-728	EA	Hinge - Lower - Right
	064472-01-731	EA	Cover - Crisper
	075217-01-713	EA	Drawer - Crisper
	064472-01-726	EA	Frame - Strip - Cabinet - Left
	088248-01-714	EA	Cabinet Asm. - Foamed - Almond
	064472-01-727	EA	Hinge - Upper - Right
	064472-01-728	EA	Hinge - Lower - Right
	088248-02-700	EA	P/C Board - 2 Way
	088248-02-701	EA	Insert - Control Panel - Lower
	097944-01-01A	EA	Hood Range - w/o Monitor Panel - Almond (US)
	097944-02-01A	EA	Hood Range - w/o Monitor Panel - Almond (CSA) (Option 1265)
	075470-01-702	EA	Switch - On/Off - LVS
	092696-01-710	EA	Socket - Light
	092696-01-709	EA	Bulb - #312
	090973-01-700	EA	Motor
	092696-02-701	EA	Lens - Lamp
	090973-01-702	EA	Blade - Fan
	096983-01-707	EA	Filter - Grease - 8" x 8" (US)
	092696-01-717	EA	Filter - Grease - 8" x 8" (CSA)
	100258-10-01A	EA	Hourmeter (CSA)
	096983-01-702	EA	Switch - 2 Way - Momentary
	096983-01-700	EA	Switch - On/Off
	097618-01-000	EA	Wire Asm. - Monitor Panel

GALLEY GROUP (CONTINUED)

GALLEY APPLIANCES (CONTINUED)

Key	Part Number	U/M	Description
	031289-04-000	EA	Oven - Microwave - Magic Chef
	055282-04-000	EA	Range - 4 Burner w/Oven - Magic Chef
	055282-03-708	EA	Bumper - Main Top - Plastic Plug
	048045-01-742	EA	Burner Asm. - Oven
	084782-02-715	EA	Clip - Grate
	055282-03-702	EA	Knob - Thermostat
	081374-02-701	EA	Regulator - Proseers
	055282-03-700	EA	Thermostat
	048045-01-703	EA	Valve - Top - Burner
	084782-02-705	EA	Handle - Oven Door - Black
	048045-01-728	EA	Broiler Pan - w/o Insert
	058507-02-700	EA	Fitter - Pilot
	098507-02-701	EA	Insert - Burner (Slotted Vent)
	084782-02-701	EA	Shield - Deflector Flue - Black
	048045-01-741	EA	Insert - Broiler Pan
	064782-02-710	EA	Bracket - Front Glass
	084782-02-712	EA	Grate - Top - Burner - Square Holes
	084782-02-714	EA	Fitting - Pipe Nipple - 1/8"
	098507-01-701	EA	Top - Main - Almond
	084782-02-708	EA	Valve - Mercury Control
	055282-04-700	EA	Panel - Oven Door - Almond
	098507-02-707	EA	Top - Main - Ebony
	063752-01-000	EA	Shroud Asm. - Range
	097617-01-71A	EA	Panel - Monitor - Almond
	097617-01-700	EA	Plate - Cover
	097617-01-701	EA	Switch - On/Off - Almond
	097617-01-702	EA	Switch - 1 Way - Almond
	097617-01-703	EA	Circuit Board

1990 WINNEBAGO TABLE OF CONTENTS

INTRODUCTION	A-01 - A-02
ABBREVIATIONS	A-03
ALPHABETICAL/GROUP REFERENCE	A-04 - A-08
WF327RT	A-07 - D-20
WF327RB	D-21 - G-14
WC/F321RG	G-15 - J-20

1990 WF327RT INDEX

Floor Plan	A-07 - A-08
Accessories Group	A-09 - A-12
Bath Group	A-13 - A-14
Bedroom Group	A-15 - A-19
Chassis Group	A-19 - A-22
Curtain, Cushion & Pad Group	A-23 - B-10
Dinette Group	B-11 - B-12
Driver's Compartment Group	B-13 - B-16
Electrical Group	B-17 - B-19
Exterior Body Group	B-20 - B-24
Galley Group	C-01 - C-04
Heating & Air Conditioning Group	C-05 - C-06
Interior Finish Group	C-07 - C-08
Labels Group	C-10 - C-17
LP Group	C-18
Lounge Group	C-19
Sealants & Fasteners Group	C-20 - C-21
Water & Sewage Group	C-22 - C-24
Window, Vent & Exterior Door Group	D-01 - D-19

HEATING & AIR CONDITIONING GROUP

HEATING & AIR CONDITIONING GROUP (CONTINUED)

FURNACES & REPAIR PARTS (FROM 06/06/88 THRU 12/83/88)

Key	Part Number	U/M	Description
	083365-01-000	EA	Thermostat - Wall - Furnace
	090036-05-000	EA	Furnace - 30,000 BTU - Suburban
	080738-01-701	EA	Electrode
	074488-01-702	EA	Relay - Time Delay
	080038-01-708	EA	Motor
	080038-01-707	EA	Impeller Wheel - Forced Air
	075885-01-709	EA	Micro Switch
	074488-01-712	EA	Gasket - Combustion Air
	069634-01-729	EA	Valve - Gas
	090039-01-700	EA	Cabinet
	090039-01-708	EA	Door - Front Cabinet
	080039-01-702	EA	Switch - Limit
	090039-01-703	EA	Orifice - Main Burner
	082300-01-704	EA	Gasket - Electrode
	069634-01-706	EA	Module Board
	090039-01-704	EA	Burner Asm.
	090039-05-702	EA	Gasket - Manifold
	090039-05-703	EA	Manifold Pipe
	090039-05-705	EA	Wheel - Combustion Air
	090039-05-707	EA	Gasket - Blower Motor
	090039-05-710	EA	Gasket - Crossover Tube

FURNACES & REPAIR PARTS (FROM 12/04/88 THRU 99/99/99)

Key	Part Number	U/M	Description
	098668-01-000	EA	Furnace - 35,000 BTU Suburban (Option 33A)
	098668-01-702	EA	Electrode
	069634-01-733	EA	Relay - Time Delay - 20 & 30 BTU
	098668-03-700	EA	Motor Asm. - SF-35
	098668-01-711	EA	Wheel - Room Air
	092300-02-702	EA	Microswitch Asm.
	098668-01-706	EA	Wheel - Combustion Air
	098668-01-707	EA	Vent Cap & Exhaust Tube Asm.
	098668-01-704	EA	Valve
	098668-01-701	EA	Cabinet Asm.
	098668-01-700	EA	Cabinet - Front
	098668-01-705	EA	Switch - Limit
	069634-01-720	EA	Orifice - Main Burner
	092300-01-704	EA	Gasket - Electrode
	098668-01-712	EA	Board - Module
	098668-02-700	EA	Burner Asm. - Complete
	098668-01-710	EA	Blower Asm. (Room Air)
	098668-01-708	EA	Blower Asm. (Combustion Air)
	075885-02-703	EA	Collar - Duct

REAR HEATER (OPTION 130)

Key	Part Number	U/M	Description
	084405-01-000	EA	Rear Heater Asm. - w/o Switch
	084405-01-700	EA	Heater Core
	084405-01-701	EA	Fan Blades
	084405-01-702	EA	Motor Asm.
	082401-04-000	EA	Clamp - Hose - Wormgear
	007108-01-000	EA	Hose - Heater - 5/8 ID SAE
	083081-01-000	EA	Hose Formed
	078778-01-000	EA	Tee - Barb - 5/8" x 5/8" x 5/8"
	083810-01-000	EA	Clamp - Wire Dual - Unequal Diameters - .75" x 1.25"
	009198-01-000	FT	Duct - Heat Flexible - 4" ID
	023148-01-000	EA	Clamp - Screw Type - 4"
	069636-02-000	EA	Connector - Duct - 4" ID
	058484-02-000	EA	Register - Plastic - w/o Damper - 4" Dia. - Brown
	058484-05-000	EA	Register - Plastic - w/o Damper - 4" Dia. - Golden
	088753-01-000	EA	Tube - Aluminized Steel - 5/8" - 1 1/2 Gauge
	097967-01-000	EA	Switch - Off/Low/Medium/High - Heater
	084410-01-000	EA	Decal - Rear Auto Heater
	098076-01-000	EA	Decal - Auto Air & Rear Heater
	084374-01-000	EA	Bracket - Switch - Heater
	084374-02-000	EA	Bracket - Switch - Heater

ROOF AIR CONDITIONER & PARTS

Key	Part Number	U/M	Description
	093764-01-000	EA	Ceiling Asm. - Air Conditioner - Cool Only (Option 29)
	042204-01-708	EA	Thermostat In - 64, Out - 58
	042205-01-702	EA	Thermostat In - 89, Out - 58
	073742-01-701	EA	Selector Switch (5 - Terminal)
	073742-01-702	EA	Decal - Cool Only
	073742-01-703	EA	Decal - Heat & Cool
	081806-01-708	EA	Limit Switch (Open 180, Close 110)
	091225-01-713	EA	Knob (2 Per Package)
	076303-01-707	EA	Filter - 8" x 14 3/4" x 1/2" (12 Per Package)
	091225-01-717	EA	Decal (Thermostat) Cool Only
	031806-01-712	EA	Ceiling Shroud (Ivory)
	093763-01-705	EA	Decal - Heat/Cool - Thermostat
	093763-01-706	EA	Heat Element
	093763-01-710	EA	Single Parts Package
	093763-01-004A	EA	Air Conditioner - 110 Volt - Roof Mount - 13,500 BTU - Off White (Option 29)
	093763-01-700	EA	Shroud - Roof A/C - w/o Logos
	093763-01-711	EA	Gasket - Package
	093763-01-712	EA	Fan Blade - Condenser
	093306-01-701	EA	Decal Package - Left & Right
	073742-02-704	EA	Run Capacitor (Compressor)
	091225-01-710	EA	Start Capacitor
	091225-01-703	EA	Start Relay
	075303-01-712	EA	Motor
	093763-01-702	EA	Overload
	093763-01-703	EA	Impeller - 7" Dia. x 2.8" Wide
	093763-01-704	EA	Capacitor - Fan
	093763-01-707	EA	Evaporator Coil
	093763-01-708	EA	Condenser Coil
	093763-01-713	EA	Compressor - E Series
	084077-03-000	EA	Cover - Blank - Roof A/C - Ivory
	092431-01-000	EA	Ceiling Asm. - Air Conditioner - 220 Volt (European) (Option 29)
	092440-01-000	EA	Air Conditioner - 220 Volt - Roof Mount - 13,500 BTU (European) (Option 29)

1990 WINNEBAGO TABLE OF CONTENTS

INTRODUCTION	A-01 - A-02
ABBREVIATIONS	A-03
ALPHABETICAL/GROUP REFERENCE	A-04 - A-08
WF327RT	A-07 - D-20
WF327RB	D-21 - G-14
WC/F321RG	G-15 - J-20

1990 WF327RT INDEX

Floor Plan	A-07 - A-08
Accessories Group	A-09 - A-12
Bath Group	A-13 - A-14
Bedroom Group	A-15 - A-18
Chassis Group	A-19 - A-22
Curtain, Cushion & Pad Group	A-23 - B-10
Dinette Group	B-11 - B-12
Driver's Compartment Group	B-13 - B-18
Electrical Group	B-17 - B-19
Exterior Body Group	B-20 - B-24
Galley Group	C-01 - C-04
Heating & Air Conditioning Group	C-05 - C-08
Interior Finish Group	C-07 - C-09
Labels Group	C-10 - C-17
LP Group	C-18
Lounge Group	C-19
Sealants & Fasteners Group	C-20 - C-21
Water & Sewage Group	C-22 - C-24
Window, Vent & Exterior Door Group	D-01 - D-19

INTERIOR FINISH GROUP

INTERIOR MOLDINGS & TRIMS

Key	Part Number	U/M	Description
	083743-01-02A	SF	Plastic - ABS - 11.5" Wide - Off White (Ceiling to Sidewall)
	081294-02-000	EA	Molding - Shelf - Knotted Wood - 8' Long
	083820-01-000	FT	T-Molding - End Cap - Edge - 3/4" - Brown
	083820-08-700	FT	T-Molding - End Cap - Edge - 3/4" - Birch
	008315-04-000	FT	T-Molding - .75" - Ivory
	008815-08-000	FT	T-Molding - .75" - Birch
	008812-22-000	EA	Molding - Plastic Corner - Outside - 1" - Birch
	008812-23-000	EA	Molding - Plastic Corner - Outside - 1/2" - Birch
	008812-24-000	EA	Molding - Plastic Corner - Outside - 1/2" - Ivory
	022892-08-000	FT	Molding - Reverse Cove - T-Shaped - Vinyl - Champagne White
	022892-01-000	FT	Molding - Reverse Cove - T-Shaped - Vinyl - White
	070504-01-300	EA	U-Channel - 1/16" - Brown
	070504-17-000	FT	U-Channel - .815" - Birch
	009778-10-000	FT	U-Channel - 1" - Birch
	009787-12-000	FT	Welling - Antique White (Cabinet to Wall)
	088851-F2-134	EA	Molding - Vinyl Wrapped - 2.5" x 8'
	088851-D2-134	EA	Molding - Vinyl Wrapped - 1.5" x 7'
	088851-F2-438	EA	Molding - Vinyl Wrapped - 2.5" x 8'
	088850-D2-438	EA	Lumber - Vinyl Wrapped - 1.5" x 8'
	088850-E2-138	EA	Lumber - Vinyl Wrapped - 2" x 8'
	074045-07-300	EA	Plug - Wood - 1/2"
	097115-01-01A	EA	Insert - Door - T-Molding - Gold

BATT STRIPS

Key	Part Number	U/M	Description
	088733-77-000	EA	Batt Strip - Birch - 8'
	085284-31-000	FT	Batt Strip - Birch - Tape Adhesive
	088283-36-000	EA	Batt Strip - Decorative - Plain - 8' (Wall)
	085284-20-000	FT	Batt Strip - Decorative - Plain - Tape Adhesive (Wall)
	088283-48-000	EA	Batt Strip - Decorative - Patterned w/Teardrop - 8' (Wall)
	085284-34-000	FT	Batt Strip - Decorative - Patterned w/Teardrop - Tape Adhesive (Wall)
	088283-08-000	EA	Batt Strip - Bore - 8' (Shower)
	088283-30-000	EA	Batt Strip - Crosshik Spatter - Bridge (Ceiling)
* These parts were used from 10/2/85 on.			

PANELING & COUNTERTOP MATERIAL

Key	Part Number	U/M	Description
	074497-16-300	SF	Paneling - Richmond Birch - 48" x 84" (28 SF) (Cabinets)
	074497-14-000	SF	Paneling - Crosshik - 48" x 96" (32 SF) (Ceiling)
	074497-14-700	EA	Sealer - Stain - Ceiling
	088272-80-000	SF	Paneling - Decorative - Plain - 48" x 84" (28 SF) (Wet Bath)
	088272-61-000	SF	Paneling - Decorative - Plain - 48" x 84" (28 SF) (Wall)
	088272-88-000	SF	Paneling - Decorative - Patterned w/Teardrops - 48" x 84" (28 SF) (W)
	088272-38-000	SF	Paneling - Bone - 48" x 84" (28 SF) (Shower)
	088272-72-000	SF	Paneling - Travertine White - 48" x 84" (28 SF) (Shower)
	074498-31-000	SF	Plastic Laminate - Blue - 48" x 96" (32 SF) (AA3)
	074498-32-000	SF	Plastic Laminate - Maroon - 48" x 96" (32 SF) (AA4)
	074498-35-000	SF	Plastic Laminate - Woodgrain
	076325-24-000	FT	Molding - Edge Band - 1 5/8" - Birch
	076324-28-000	FT	Molding - Edge Band - 1" - Birch
* These parts were used from 10/2/90 on.			
* These parts were used from 4/9/90 on.			

INTERIOR FINISH GROUP (CONTINUED)

FABRICS & CARPETS

Key	Part Number	U/M	Description
	072333-81-000	YD	Fabric - Drapery - Pacific (Privacy) (AA3)
	072333-71-000	YD	Fabric - Drapery - Chantilly (Privacy) (AA4)
	087272-01-000	YD	Fabric - Drapery - Lining - 48" - Ivory
	088008-03-000	YD	Fabric - Upholstery - Main (AA3)
	088008-04-300	YD	Fabric - Upholstery - Main (AA4)
	088274-33-000	YD	Fabric - Upholstery - Accent (AA3)
	088008-25-000	YD	Fabric - Upholstery - Accent (AA4)
	088273-33-000	YD	Fabric - Window & Bedspread - 54" Wide (AA3)
	088273-34-000	YD	Fabric - Window & Bedspread - 54" Wide (AA4)
	072333-17-001	YD	Fabric - Speaker Cover - 7" x 10"
	075244-02-000	YD	Vinyl - Shower Curtain - Beige
	079880-09-000	YD	Vinyl - Off White
	079880-07-000	YD	Vinyl - Beige
	088083-02-000	YD	Carpet - Blue Coral
	081261-01-000	FT	Backing - Carpet - Non-Skid - 12" (Floor Mat)
	078314-02-000	FT	Tape - Heat Bonded - Carpet Seam
	047034-02-000	SF	Plastic Runner - Carpet - 4' Wide - Clear
	075233-01-000	SY	Pad - Carpet - 3/8" x 6'
	075870-09-000	YD	Tape - Carpet - 3/4"
	085748-01-000	FT	Trim - "J" - Carpet - PVC - Beige
	087958-04-000	EA	Trim - Cab Carpet - Extruded - 12" x 25.4" - Black

NOTE: Replace vinyl flooring locally.

CABINETRY & TABLE HARDWARE

Key	Part Number	U/M	Description
	053200-09-000	EA	Bracket - Table Support - Upper Wall Mount - 18.5" - Beige
	024275-11-000	EA	Rod - Table Lift - 8" x 18.5" - Beige
	064781-05-000	EA	Cup Holder - Two Stage - Beige
	085410-01-000	EA	Bracket - Lift - Table Mounted - Beige
	024281-11-000	EA	Bracket - Lift - Rod - Lower Wall Mount - 17.12" - Beige
	049493-01-000	EA	Catch - Table Leg - Floor Mounted - Beige
	024276-17-000	EA	Leg Asm. - Table - Tan
	024276-21-000	EA	Leg Asm. - Table - Beige
	064050-03-000	EA	Clamp - Saddle - Leg Hinge - Tan
	064050-02-000	EA	Clamp - Saddle - Leg Hinge
	024282-01-000	EA	Brace - Table Leg - Hinged
	024283-01-000	EA	Clip - Leg - 1" x 1.12" OD - Black
	059777-02-000	EA	Hinge - Antique Light Brass
	088284-01-000	EA	Pull - Cabinet - Polished Brass
	077404-02-000	EA	Drawer - Plastic - 20" x 12.7" - Beige
	094087-01-01A	EA	Divider - Drawer - Plastic - Light Oak
	077409-02-000	EA	Slide - Drawer - Plastic - 20.75"
	074493-02-000	EA	Support - Spring - Door
	097800-01-000	EA	Latch - Flush Mount - Dark Brown
	004354-01-000	EA	Bumper - Cabinet Door - Rubber - Brown
	033586-03-000	EA	Catch - Spring - Roller
	093586-04-000	EA	Strike - Spring Steel
	097115-01-01A	FT	Insert - Door - T-Molding - 5/16" - Vinyl - Gold
	009059-01-000	EA	Hinge - Gallery Countertop Extension - Brass
	072389-40-000	EA	Mesh - Expanded - 19" x 5" - Bronze
	079921-01-000	EA	Roller - Nylon w/Shaft (Pedestal Table)
	009018-01-000	EA	Catch Asm. - Single Roller (Pedestal Table)
	080736-01-000	EA	Pull - Reversed - Oak - 1 1/4" x 4" (Pedestal Table)
	084070-01-000	EA	Center Post - Brass
	084070-02-000	EA	End Post - Brass
	084071-06-000	EA	Rod - Brass - 2.5"
	008112-01-000	EA	Flange - 1" - Clothes Rod - Plastic - Off White
	042478-01-000	EA	Wood Dowel - Clothes Rod - 1" Dia. x 4'
	041853-03-000	FT	Conduit - Convolute Silt - 1" ID (Clothes Rod Cover)

* These parts are used from 1/2/80 on.

1990 WINNEBAGO TABLE OF CONTENTS

INTRODUCTION	A-01 - A-02
ABBREVIATIONS	A-03
ALPHABETICAL/GROUP REFERENCE	A-04 - A-08
WF327RT	A-07 - D-20
WF327RB	D-21 - G-14
WC/F321RG	G-15 - J-20

1990 WF327RT INDEX

Floor Plan	A-07 - A-08
Accessories Group	A-09 - A-12
Bath Group	A-13 - A-14
Bedroom Group	A-15 - A-18
Chassis Group	A-19 - A-22
Curtain, Cushion & Pad Group	A-23 - B-10
Dinette Group	B-11 - B-12
Driver's Compartment Group	B-13 - B-16
Electrical Group	B-17 - B-19
Exterior Body Group	B-20 - B-24
Gallery Group	C-01 - C-04
Heating & Air Conditioning Group	C-05 - C-06
Interior Finish Group	C-07 - C-09
Labels Group	C-10 - C-17
LP Group	C-18
Lounge Group	C-19
Sealants & Fasteners Group	C-20 - C-21
Water & Sewage Group	C-22 - C-24
Window, Vent & Exterior Door Group	D-01 - D-19

INTERIOR FINISH GROUP (CONTINUED)

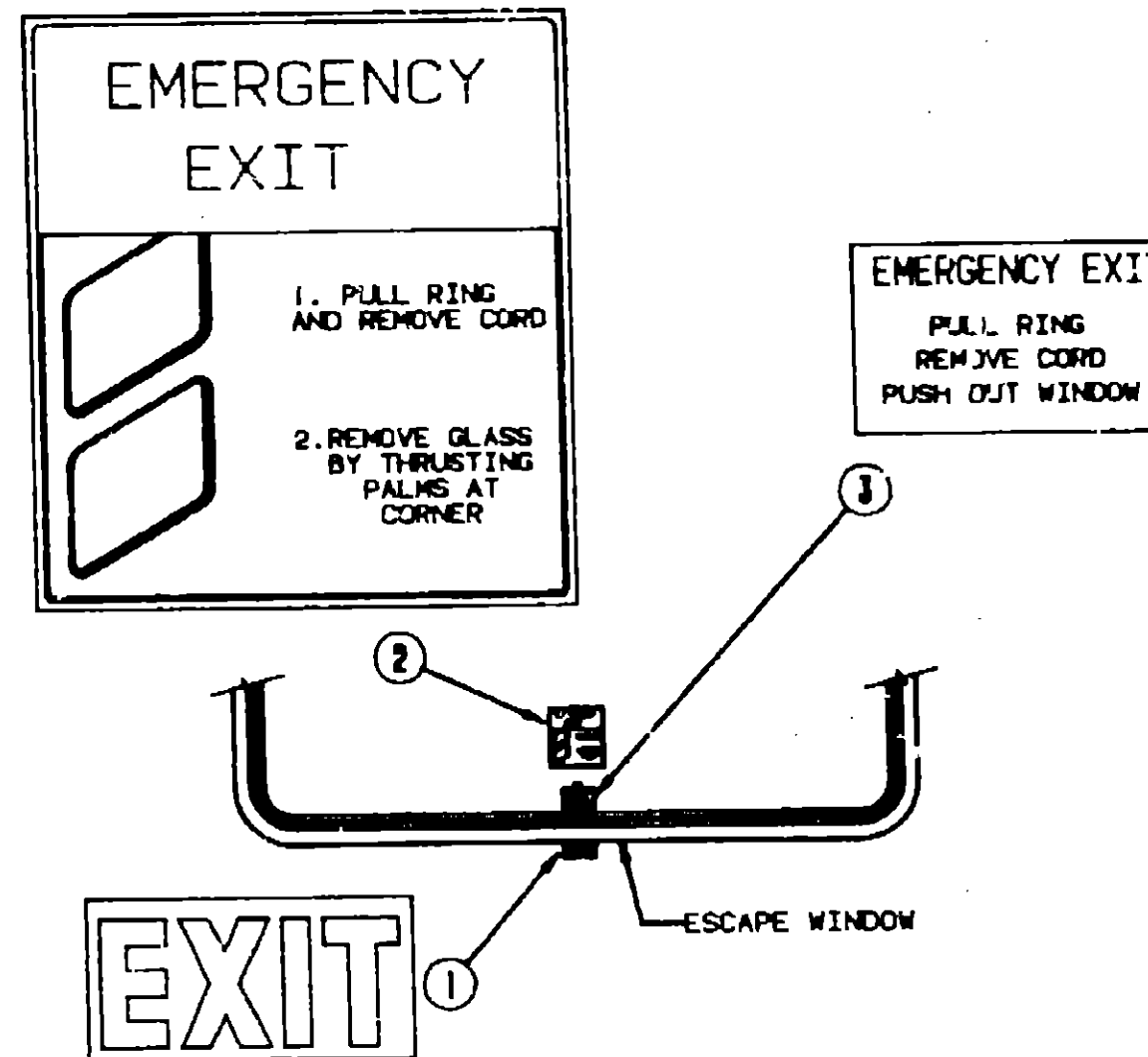
CURTAIN & CUSHION HARDWARE

Key	Part Number	U/M	Description
	082444-01-01A	EA	Track - Shower Curtain - Off White
	008701-01-000	EA	Carrier - Shower Curtain
	008702-01-001	EA	End - Stop - Curtain Carrier - Shower
	048887-01-003	EA	Grommet - Brass - 7/16" ID x 1" OD (Shower Curtain)
	008138-01-000	EA	Pin - Shower Curtain
	028082-01-000	EA	Stud - Nickel Finish
	028083-01-000	EA	Eyelet - Nickel Finish
	028155-01-000	EA	Cap - Snap
	028156-01-000	EA	Socket - Snap Fastener
	084432-08-000	FT	Slat - Plastic Roller Shade
	088278-01-000	YD	Tape - Double Sided - 1/2"
	078384-01-000	FT	Trim - Half Round - 7/16" - Vinyl - Gold (Valance Pad)
	088843-01-000	EA	Spring Arm - Roller Shade
	072533-01-000	EA	Pull - Roller Shade - Clear Plastic
	084434-01-000	EA	Mounting Bracket - Roller Shade - 1 3/8"
	058832-01-AA3	EA	Pull Strap - Overhead Bunk - 1.5" x 25.5"
	088816-01-000	EA	Mount - Window Leg - Black
	058003-01-000	EA	Bracket - Drapery Retaining - Right
	058003-02-000	EA	Bracket - Drapery Retaining - Left
	087585-01-000	EA	Bracket - Mounting - Pleated Blind
	084886-02-000	EA	Grommet - Cord - Pleated Blind
	084907-02-000	EA	End Cap - Top - Pleated Blind
	084907-03-000	EA	End - Bottom - Pleated Blind
	087581-01-000	EA	Spring - Extension - Pleated Blind
	087582-01-000	EA	Bobbin - Cord - Holdup - Pleated Blind
	087583-01-000	FT	Cord - Pleated Blind - Blue (AA3)
	087583-02-000	FT	Cord - Pleated Blind - Mauve (AA4)
	088335-01-000	FT	Track - Curtain - Brown Plastic (Valance)
	081804-01-000	FT	Track - Curtain - Plastic - Light Beige (Blackout)
	078551-03-000	EA	Track - Curtain - Metal - 42" - Beige (Privacy)
	081381-01-000	EA	Swivel Snap - Curtain Track
	048897-03-000	EA	Rod - Curtain - Flat - 88" to 120"
	089522-01-000	EA	Panel - Plastic Leg - 31.5" - Black

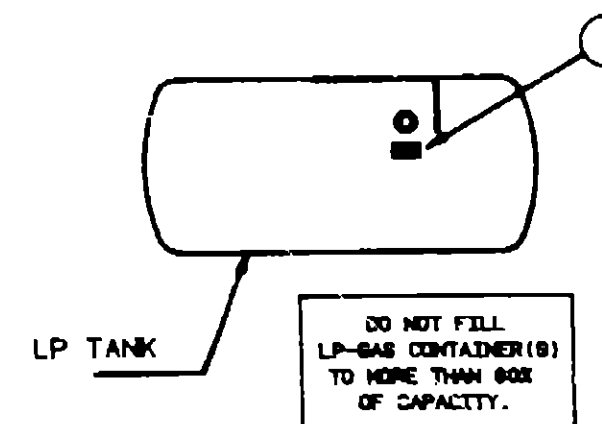
MISCELLANEOUS PARTS

Key	Part Number	U/M	Description
	053552-02-AA8	EA	Handle Asm. - Interior Assist
	000D23-07-008	EA	Nut - Acorn - Assist Handle - 7/16" x 14 ZN
	000C16-07-168	EA	Bolt - Carriage - Assist Handle - 7/16" - 14 x 1" ZN
	088178-02-000	EA	Bracket - Mounting - Assist Handle
	081257-01-000	EA	Assist Handle - Galley - Unfinished
	081257-07-000	EA	Assist Handle - Galley - Birch
	084499-01-000	EA	Fire Extinguisher - Dry - 1A 10BC
	084499-02-000	EA	Fire Extinguisher - Dry - 1A 10BC (CSA)
	084499-01-700	EA	Bracket - Mounting - w/Plastic Strap
	072852-01-000	EA	Smoke Detector w/9 Volt Battery
	054181-35-000	EA	Owners Manual - 1990 Warrior
	082311-01-000	EA	Binder - 3-Ring - Motor Home Manual
	082311-01-000	EA	Pocket Page - 3-Ring Binder - Plastic
	088084-05-000	EA	Cassette - Winnebago "Warrior"
	100803-01-01A	EA	Wall Clock - Round - Bezel
	007038-01-000	EA	Mat - Entrance Door - 10.5" x 28" - Black
	083410-01-AA3	EA	Mat - Floor - Driver
	083411-01-AA3	EA	Mat - Floor - Passenger

LABELS GROUP



Key	Part Number	U/M	Description
1	038290-01-000	EA	Label - Warning - Exit
2	047731-01-000	EA	Label - Emergency Exit
3	008199-01-000	EA	Label - Exit - Escape Window



Key	Part Number	U/M	Description
1	078865-01-000	EA	Label - LPG - 80% Capacity

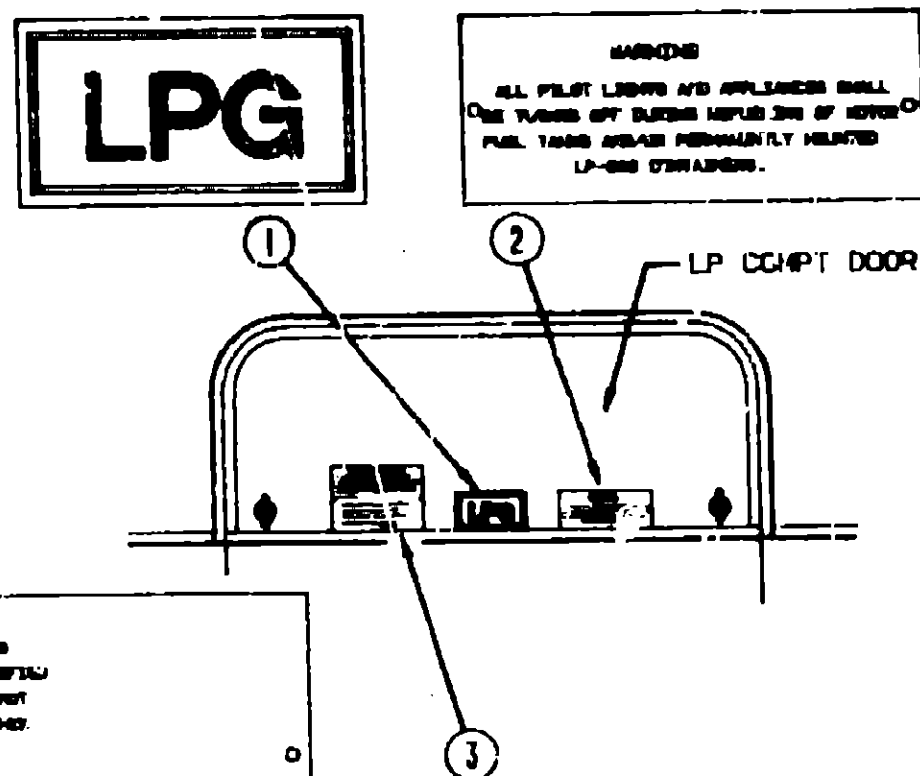
1990 WINNEBAGO TABLE OF CONTENTS

INTRODUCTION	A-01 - A-02
ABBREVIATIONS	A-03
ALPHABETICAL/GROUP REFERENCE	A-04 - A-08
WF327RT	A-07 - D-20
WF327RB	D-21 - G-14
WC/F321RB	G-15 - J-20

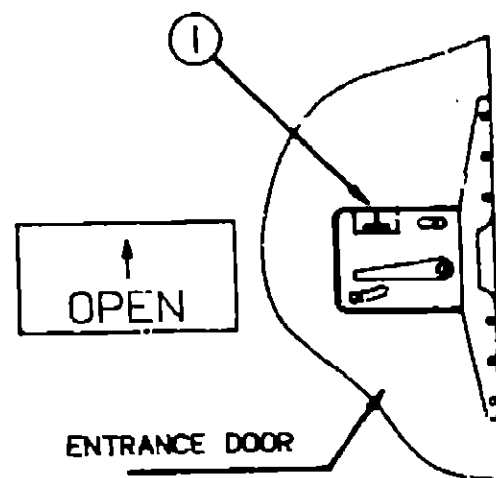
1990 WF327RT INDEX

Floor Plan	A-07 - A-08
Accessories Group	A-09 - A-12
Bath Group	A-13 - A-14
Bedroom Group	A-15 - A-18
Chassis Group	A-19 - A-22
Curtain, Cushion & Pad Group	A-23 - B-10
Dinette Group	B-11 - B-12
Driver's Compartment Group	B-13 - B-16
Electrical Group	B-17 - B-19
Exterior Body Group	B-20 - B-24
Galley Group	C-01 - C-04
Heating & Air Conditioning Group	C-05 - C-08
Interior Finish Group	C-07 - C-09
Labels Group	C-10 - C-17
LP Group	C-18
Lounge Group	C-19
Sealants & Fasteners Group	C-20 - C-21
Water & Sewage Group	C-22 - C-24
Window, Vent & Exterior Door Group	D-01 - D-19

LABELS GROUP (CONTINUED)

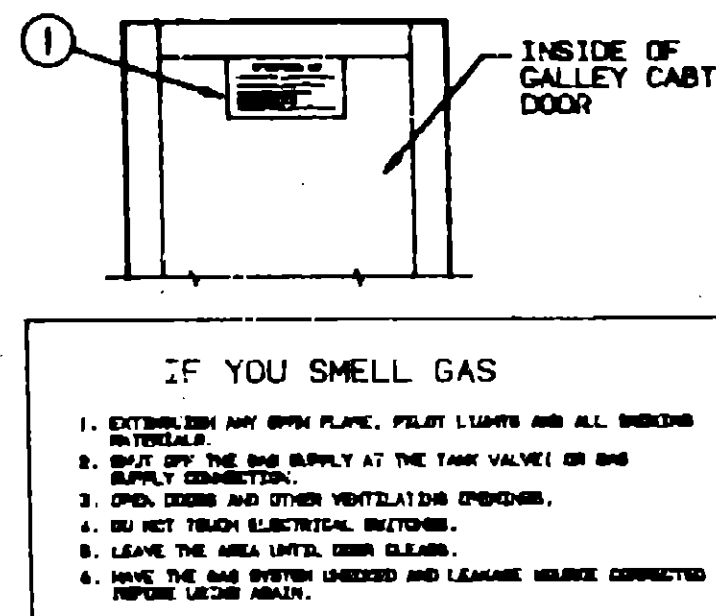


Key	Part Number	U/M	Description
1	074559-01-000	EA	Label - "LPG" - 3.3" x 1.75" (California Code)
2	008040-01-000	EA	Tag - Gas Refueling - Warning
3	054531-01-000	EA	Label - LP Gas Only

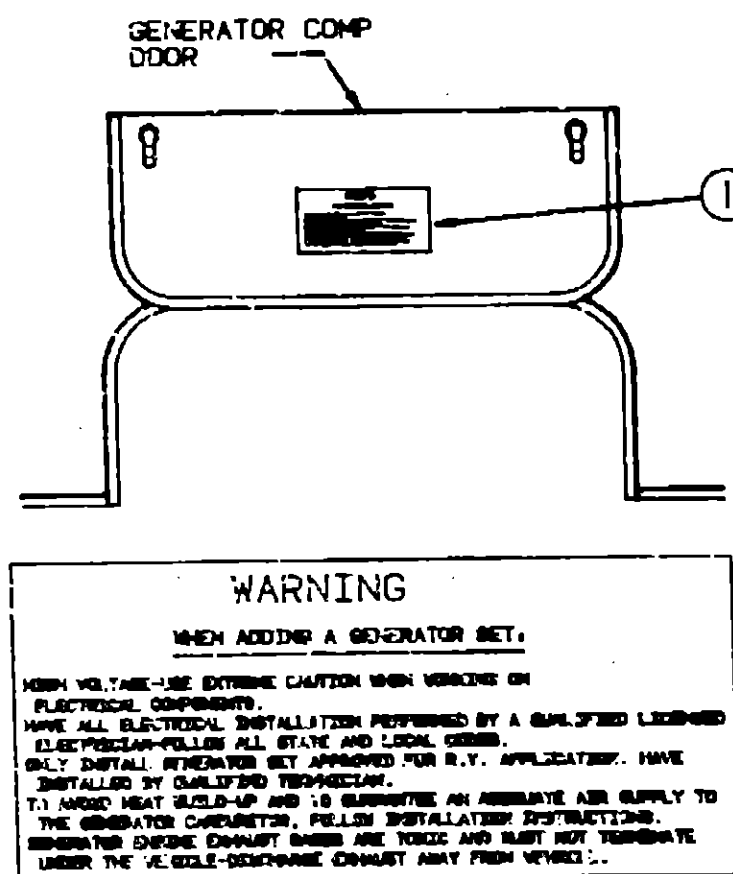


Key	Part Number	U/M	Description
1	040844-01-000	EA	Label - Open - Entrance Door

LABELS GROUP (CONTINUED)



Key	Part Number	U/M	Description
1	073898-01-000	EA	Label - LPG - Odor Warning



Key	Part Number	U/M	Description
1	077510-01-000	EA	Label - Generator Prep

1990 WINNEBAGO TABLE OF CONTENTS


INTRODUCTION	A-01 - A-02
ABBREVIATIONS	A-03
ALPHABETICAL/GROUP REFERENCE	A-04 - A-08
WF327RT	A-07 - D-30
WF327RB	D-31 - G-14
WC/F321RG	G-15 - J-20

1990 WF327RT INDEX

Floor Plan	A-07 - A-08
Accessories Group	A-09 - A-12
Bath Group	A-13 - A-14
Bedroom Group	A-15 - A-18
Chassis Group	A-19 - A-22
Curtain, Cushion & Pad Group	A-23 - B-10
Dinette Group	B-11 - B-12
Driver's Compartment Group	B-13 - B-16
Electrical Group	B-17 - B-19
Exterior Body Group	B-20 - B-24
Galley Group	C-01 - C-04
Heating & Air Conditioning Group	C-05 - C-08
Interior Finish Group	C-07 - C-09
Labels Group	C-10 - C-17
LP Group	C-18
Lounge Group	C-19
Sealants & Fasteners Group	C-20 - C-21
Water & Sewage Group	C-22 - C-24
Window, Vent & Exterior Door Group	D-01 - D-19


LABELS GROUP (CONTINUED)

WARNING
OPEN GASOLINE CAP ONLY TO PREVENT
SUDDEN RELEASE OF TANK PRESSURE.
DO NOT OVERFILL TANK.
REPLACE WITH ORIGINAL CAP ONLY.

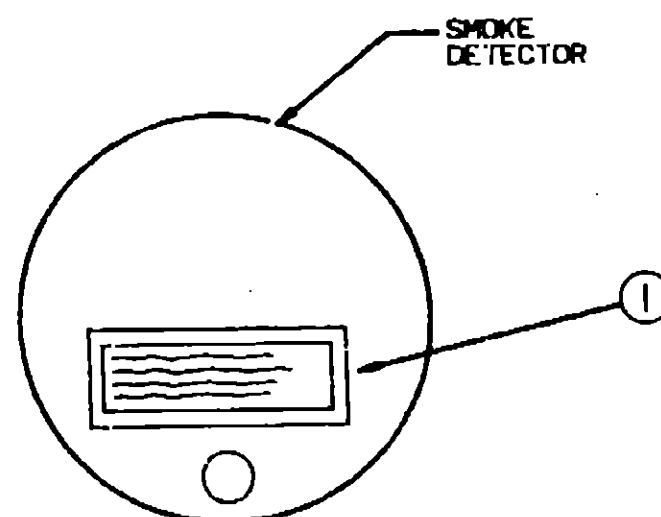


UNLEADED FUEL ONLY

WARNING
ALL PILOT LIGHTS AND APPLIANCES SHALL
BE TURNED OFF BEFORE REFUELING OF MOTOR.
FUEL TANKS NEVER PREVIOUSLY MOUNTED
LP-GAS CONVERSION.



Key	Part Number	U/M	Description
1	087207-05-000	EA	Label - Fuel Cap Removal
2	062043-01-000	EA	Label - Unleaded Fuel
3	008040-01-000	EA	Tag - Gas Refueling Warning



WARNING TEST SMOKE DETECTOR
OPERATION AFTER VEHICLE HAS BEEN IN
STORAGE, BEFORE EACH TRIP AND AT
LEAST ONCE PER WEEK DURING USE.

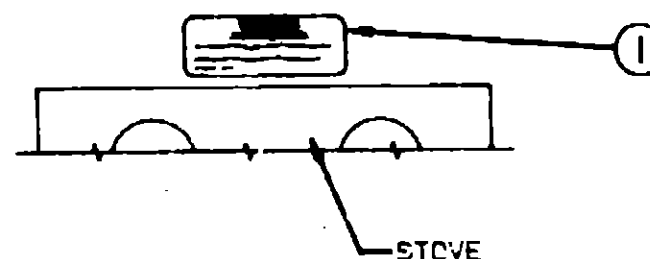
Key	Part Number	U/M	Description
1	077956-01-000	EA	Label - Warning - Smoke Detector

LABELS GROUP (CONTINUED)

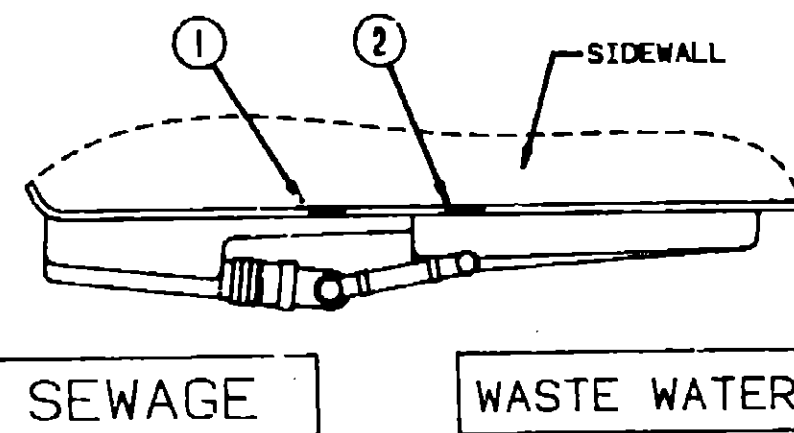
WARNING

IT IS NOT SAFE TO USE COOKING
APPLIANCES FOR CAMPFIRE HEATING.
COOKING APPLIANCES NEED FRESH AIR FOR SAFE OPERATION
BEFORE OPERATION.

1. OPEN OVERHEAD VENT OR TURN ON EXHAUST FAN AND.
2. OPEN COOKTOP.



Key	Part Number	U/M	Description
1	050225-01-000	EA	Label - Warning - Stove Vent



Key	Part Number	U/M	Description
1	006187-01-000	EA	Label - Sewage
2	006188-01-000	EA	Label - Waste Water

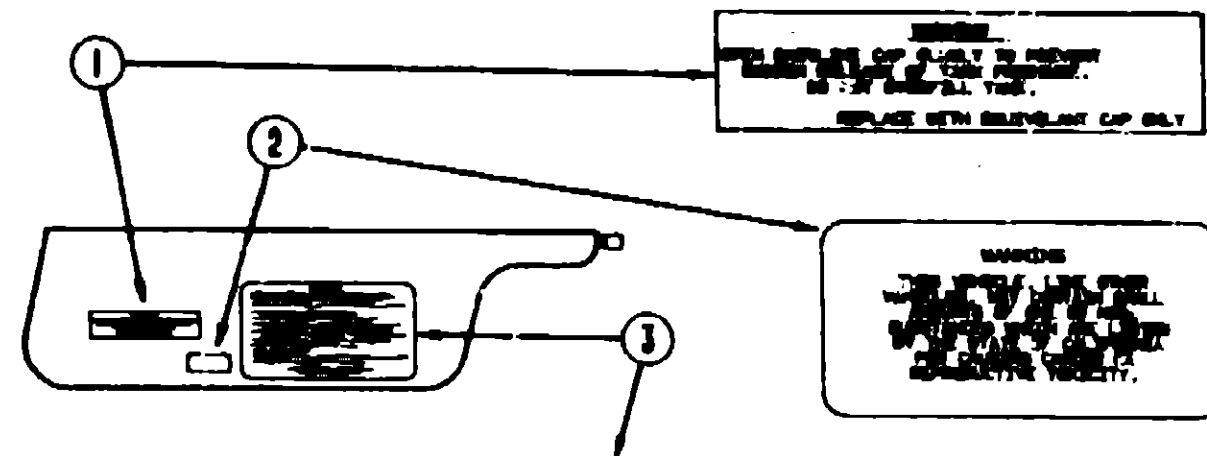
1990 WINNEBAGO TABLE OF CONTENTS

INTRODUCTION	A-01 - A-02
ABBREVIATIONS	A-03
ALPHABETICAL/GROUP REFERENCE	A-04 - A-06
WF327RT	A-07 - D-20
WF327RB	D-21 - G-14
WC/F321RG	G-15 - J-20

1990 WF327RT INDEX

Floor Plan	A-07 - A-08
Accessories Group	A-09 - A-12
Bath Group	A-13 - A-14
Bedroom Group	A-15 - A-18
Chassis Group	A-19 - A-22
Curtain, Cushion & Pad Group	A-23 - B-10
Dinette Group	B-11 - B-12
Driver's Compartment Group	B-13 - B-16
Electrical Group	B-17 - B-19
Exterior Body Group	B-20 - B-24
Galley Group	C-01 - C-04
Heating & Air Conditioning Group	C-05 - C-08
Interior Finish Group	C-07 - C-09
Labels Group	C-10 - C-17
LP Group	C-18
Lounge Group	C-19
Sealants & Fasteners Group	C-20 - C-21
Water & Sewage Group	C-22 - C-24
Window, Vent & Exterior Door Group	D-01 - D-19

LABELS GROUP (CONTINUED)



CAUTION

THIS MOTOR HOME HAS BEEN DESIGNED, MANUFACTURED AND TESTED WITH CONCERN FOR THE PROTECTION OF ITS OCCUPANTS. WE RECOMMEND YOU PERFORM THE FOLLOWING INSPECTIONS FOR YOUR SAFETY AND THE SAFETY OF YOUR PASSENGERS BEFORE STARTING YOUR VEHICLE.

1. LP GAS SYSTEM- TURN OFF AT TANK FOR TRAVELING. TEST FC: LEAKS UPON ARRIVAL AT DESTINATION. BEFORE LEAVING PILOTS.
2. WHEELS- INSPECT FOR DAMAGE AND CHECK LUG NUTS FOR TIGHTNESS.
3. TIRES- INSPECT FOR WEAR AND DAMAGE AND CHECK FOR RECOMMENDED AIR PRESSURE.
4. LIGHTS- TEST FOR PROPER OPERATION OF ALL EXTERIOR AND INTERIOR LIGHTS INCLUDING DASH LIGHTS, HEADLIGHTS, TAIL LIGHTS, BRAKE LIGHTS, CLEARANCE LIGHTS AND TURN SIGNALS.
5. EXITS- INSPECT RELEASE MECHANISM ON EMERGENCY EXIT WINDOW. TEST BOTH LOCKS ON MAIN ENTRANCE DOOR FOR EASE OF OPERATION AND INSTRUCT PASSENGERS HOW TO USE BOTH MEANS OF EXIT.
6. SEAT BELTS- DIRECT PASSENGERS TO SEATED SEATS AND STRIKE USE OF SEAT BELTS.
7. APPLIANCES- TURN OFF AND LATCH ON LOCK DOORS WHERE PROVIDED.
8. LOOSE PARCELS- STORE SECURELY.
9. UTILITY SUPPLY LINES- DISCONNECT ALL ELECTRIC, WATER AND BATH LINES AND SECURE PROPERLY.
10. ENTRANCE DOOR STEP- PLACE IN RETRACTED POSITION FOR TRAVELING.

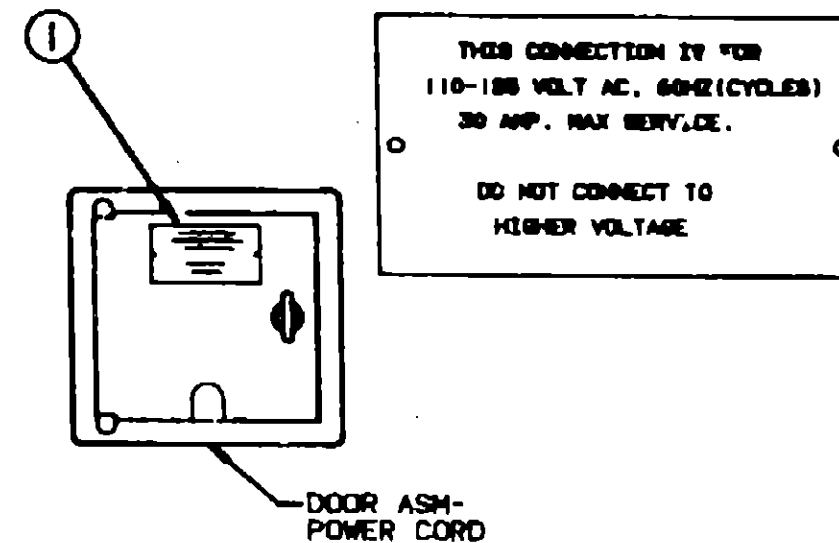
READ YOUR MOTOR HOME AND CHARTER OWNER'S MANUAL FOR FURTHER PRECAUTIONS

Key	Part Number	U/M	Description
1	087207-05-000	EA	Label - Fuel Cap Removal
2	088689-01-000	EA	Label - Warning - Cancer/Toxicity
3	058259-01-000	EA	Label - Safety Check List

MISCELLANEOUS LABELS

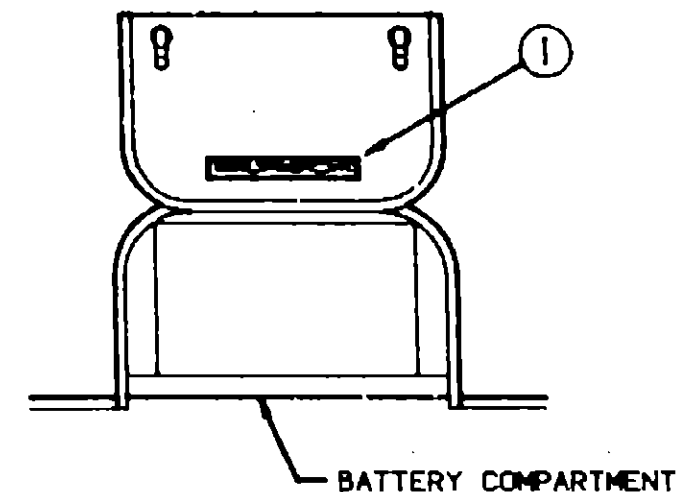
Key	Part Number	U/M	Description
	080864-01-000	EA	Label - Seat - w/o Seat Belt
	091243-01-000	EA	Label - A/C Cover
	080119-01-000	EA	Tag - RV1 Approved - Plastic

LABELS GROUP (CONTINUED)



Key	Part Number	U/M	Description
1	008082-01-000	EA	Tag - Electrical - 110 Volt Connection

WARNING DISCONNECT BATTERIES BEFORE CONNECTING EXTERNAL CHARGING EQUIPMENT.



Key	Part Number	U/M	Description
1	085748-01-000	EA	Label - Caution - Battery Charging

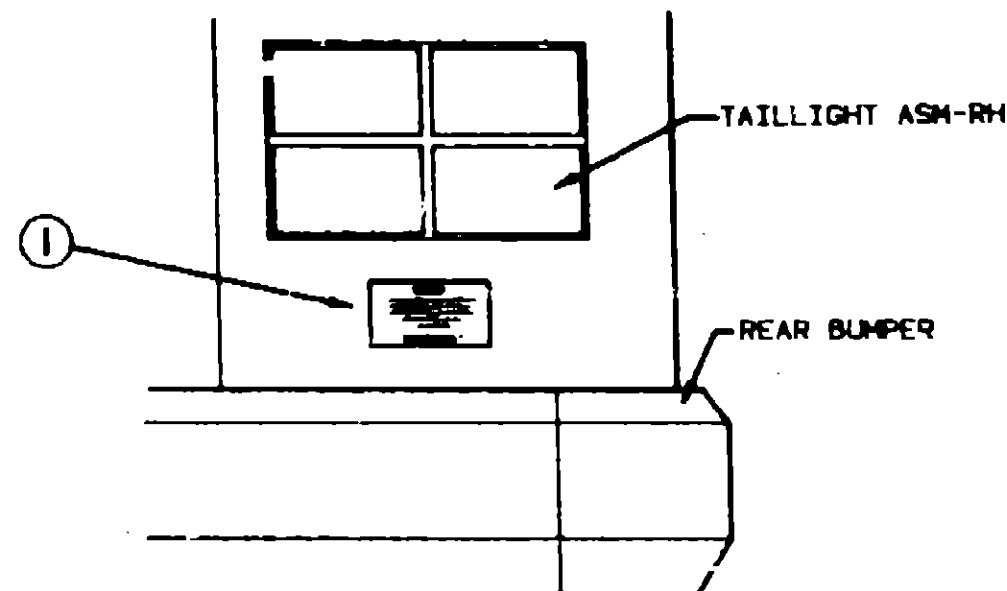
1990 WINNEBAGO TABLE OF CONTENTS

INTRODUCTION	A-01 - A-02
ABBREVIATIONS	A-03
ALPHABETICAL/GROUP REFERENCE	A-04 - A-05
WF327RT	A-07 - D-20
WF327RB	D-21 - G-14
WC/F321RG	G-15 - J-20

1990 WF327RT INDEX

Floor Plan	A-07 - A-08
Accessories Group	A-09 - A-12
Bath Group	A-13 - A-14
Bedroom Group	A-15 - A-18
Chassis Group	A-19 - A-22
Curtain, Cushion & Pad Group	A-23 - B-10
Dinette Group	B-11 - B-12
Driver's Compartment Group	B-13 - B-16
Electrical Group	B-17 - B-19
Exterior Body Group	B-20 - B-24
Galley Group	C-01 - C-04
Heating & Air Conditioning Group	C-05 - C-06
Interior Finish Group	C-07 - C-09
Labels Group	C-10 - C-17
LP Group	C-18
Lounge Group	C-19
Sealants & Fasteners Group	C-20 - C-21
Water & Sewage Group	C-22 - C-24
Window, Vent & Exterior Door Group	D-01 - D-19

LABELS GROUP (CONTINUED)



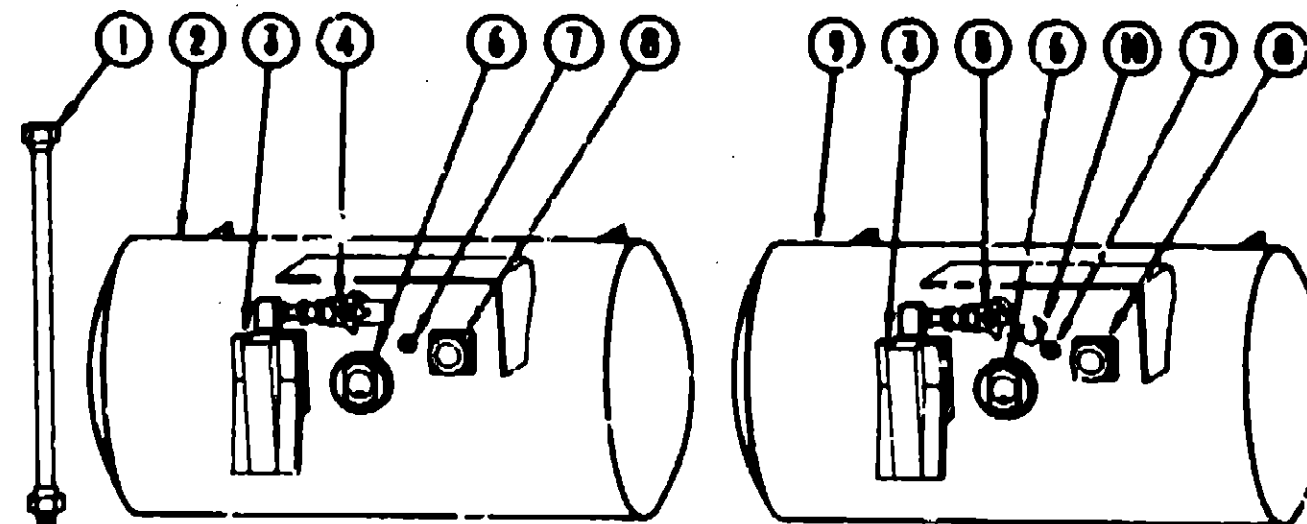
WARNING

DO NOT EXCEED THE VEHICLE WEIGHT RATINGS OR LOADING RECOMMENDATIONS (E.G., GROSS VEHICLE, GROSS AXLE, GROSS COMBINED) OF THE CHASSIS MANUFACTURER OR WINNEBAGO INC.

REFER TO YOUR OWNERS MANUAL, BEFORE LOADING OR TOWING.

Key	Part Number	U/M	Description
1	073220-01-000	EA	Label - Warning - Exterior Load

LP GROUP



Key	Part Number	U/M	Description
1	045703-01-000	EA	Hose Asm. - LP - 3/8" ID x 24" (US)
1	045703-02-000	EA	Hose Asm. - LP - 3/8" ID x 24" (CSA)
2	074142-01-000	EA	Tank Asm. - LP - 60 Pound - 13" Dia. x 44"
3	091938-01-000	EA	Cover - LP Regulator
	078301-01-000	EA	Regulator - Two Stage
4	040421-01-703	EA	Service Valve - w/Vapor Relief (Used on Tank 074142-01-000)
5	040421-01-712	EA	Service Valve (Used on Tank 097821-01-000)
	040421-01-708	EA	Handwheel - Service Valve
6	040421-01-707	EA	Float Gauge - Threaded - Screw On (Used on Tank 097821-01-000)
6	074142-01-700	EA	Float Gauge - Bolt On (Used on Tank 074142-01-000)
	040440-01-000	EA	Dial - Visible Face - Float Gauge
7	040421-01-700	EA	Liquid Level Valve - 20% LP
8	040421-01-701	EA	Filter Valve - LP
8	040421-01-702	EA	Cap - Plastic - Filter Valve
8	040421-01-711	EA	Valve - 80% w/Float Plate, Bolts & Gasket
9	097821-01-000	EA	Tank Asm. - LP - 60 Pound - 14" Diameter x 30"
10	040421-01-713	EA	Pressure Relief Valve (Used on Tank 097821-01-000)
	065741-01-000	EA	Gauge - Diaphragm Pressure - Test Leak
	065318-02-000	EA	Elbow - 90° - 3/8" MPT x 3/8 FPT
	065742-01-000	EA	Tee - .38 F x .57 F x .25 FPT
	008042-01-000	FT	Tubing - Vinyl - .65" ID
	010377-01-000	EA	Nut - 3/8" F - Brass
	010380-02-000	EA	Nut - 1/2" F - Brass - Forged
	010377-02-000	EA	Nut - 3/8" F - Brass - Forged
	010326-01-000	EA	Adapter - Flare w/Cone Gasket - 3/8" Female FL x 1/2" Male FL
	010323-01-000	EA	Adapter - Brass - 3/8" F x 1/2" MPT (Ford)
	071015-14-000	EA	Grommet - 3/8" ID Fits .09" Material Rubber
	071015-17-000	EA	Grommet - 3/8" ID Fits .05" Material Rubber
	016188-03-000	EA	Grommet - LP Line - 3/8" Hole x 2 1/2" Dia. - Rubber
	064884-01-000	EA	Brass - Plug - 3/8"

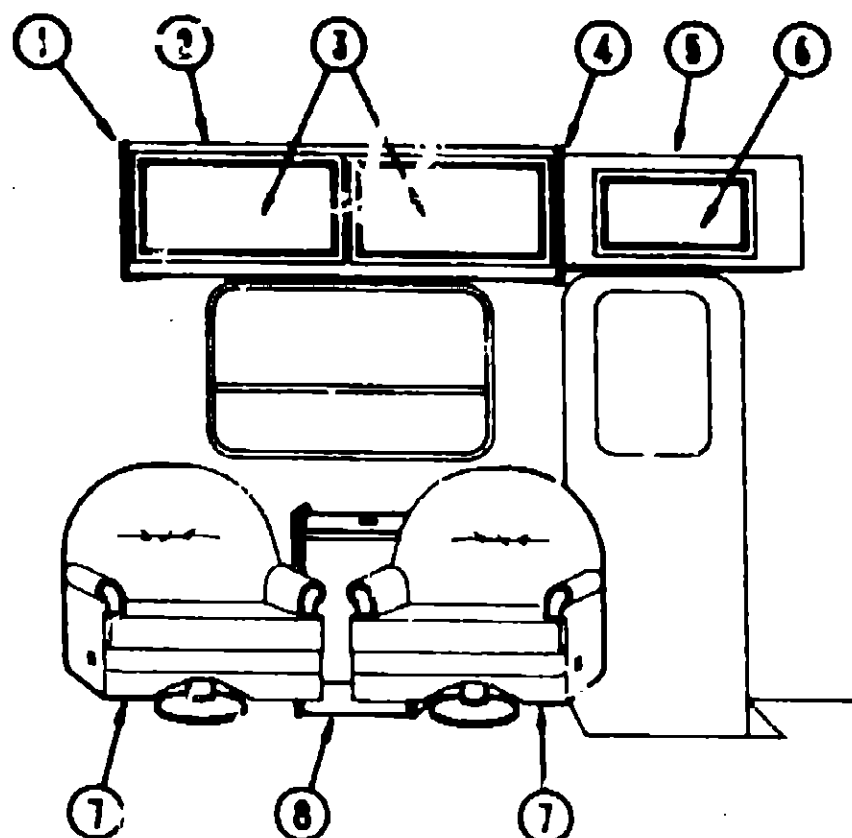
1988 WINNEBAGO TABLE OF CONTENTS

INTRODUCTION	A-01 - A-02
ABBREVIATIONS	A-03
ALPHABETICAL/GROUP REFERENCE	A-04 - A-08
WF327RT	A-07 - D-20
WF327RB	D-21 - G-14
WC/F321RG	G-15 - J-20

1990 WF327RT INDEX

Floor Plan	A-07 - A-08
Accessories Group	A-09 - A-12
Bath Group	A-13 - A-14
Bedroom Group	A-15 - A-18
Chassis Group	A-19 - A-22
Curtain, Cushion & Pad Group	A-23 - B-10
Dinette Group	B-11 - B-12
Driver's Compartment Group	B-13 - B-16
Electrical Group	B-17 - B-19
Exterior Body Group	B-20 - B-24
Galley Group	C-01 - C-04
Heating & Air Conditioning Group	C-05 - C-06
Interior Finish Group	C-07 - C-09
Labels Group	C-10 - C-17
LP Group	C-18
Lounge Group	C-19
Sealants & Fasteners Group	C-20 - C-21
Water & Sewage Group	C-22 - C-24
Window, Vent & Exterior Door Group	D-01 - D-19

LOUNGE GROUP



LOUNGE CABINETRY

Key	Part Number	U/M	Description
1	081280-18-AA3	EA	End Cap - Front Overhead Cabinet
2	M98213-01-AA3	EA	Cabinet - Overhead - Entry Door - w/o Doors or Hardware
3	M98852-36-AA3	EA	Door - Overhead Cabinet - 14.3" x 26.7" - w/o Hardware
4	M98852-36-AA3	EA	Door - Overhead Cabinet - 14.3" x 26.7" - w/o Hardware
5	081280-21-AA3	EA	End Cap - Front Overhead Cabinet
6	M98719-02-AA3	EA	Cabinet Asm. - Entrance Overhead - w/o Door or Hardware
7	M98852-50-A/3	EA	Door Asm. - Entrance Overhead - 10.4" x 19" - w/o Hardware
8	M98852-50-A03	EA	Door Asm. - Entrance Overhead - 10.4" x 19" - w/o Hardware
†7	098100-02-AA3	EA	Chair - Swivel
†7	098100-02-AA4	EA	Chair - Swivel
†77	098429-02-A93	EA	Chair - Swivel
†77	098429-02-A94	EA	Chair - Swivel
8	M98873-01-AA8	EA	Table Asm. - Cabinet Only
8	091180-11-AA3	EA	Table Asm. - Pullout Top
	088245-03-000	EA	Plate - Swivel - Top w/o Tilt - w/Lock
	088245-06-000	EA	Extension - Chair Base - 7"
	088245-01-000	EA	Base - Swivel Chair w/Legs
	057759-01-000	EA	Washer - Bracket - Seat Belt - 4" Dia.
	089705-02-000	EA	Bar - Seat Belt - 2.5" x 12.75"
	007021-01-000	EA	Belt - Seat - 2" x 90" - Black

† See Curtain, Cushion & Pad Group for the breakdown of these items.

77 These are the parts used from 10/2/89 on.

8 These are the parts used from 11/27/89 on.

SEALANTS & FASTENERS GROUP

SCREWS & FASTENERS

Key	Part Number	U/M	Description
	000C13-07-488	EA	Bolt - Hex - 7/16 - 20 x 3 - Zn 5
	000C26-05-708	EA	Bolt - Hex - Ser Fig 5/16 - 18 x 1 1/4" - Zinc
	000D24-10-008	EA	Nut - Hex - Locking - 10-32 - Zn
	000D39-05-608	EA	Nut - Hex - Ser Fig Lk - 5/16 - 18 - Zn
	000D39-06-608	EA	Nut - Hex - Ser Fig Lk - 3/8 - 16 - Zn
	000D39-08-008	EA	Nut - Hex - Ser Fig Lk - 1/2 - 13 - Zn
	000D44-07-008	EA	Nut - Hex - Ser Fig Lk - 7/16 - 20 - Zn
	000E13-11-008	EA	Washer - Flat - 3/16" Wide - Zn
	000G11-08-10J	EA	Screw - 6 - 20 x 5/8 PPH - Brass
	000G11-07-088	EA	Screw - 7 - 19 x 1/2 PPH - Zn
	000G11-02-088	EA	Screw - 8 - 18 x 3/8 PPH - Zn
	000G11-08-128	EA	Screw - 8 - 18 x 3/4 PPH - Zn
	000G11-08-12D	EA	Screw - 8 - 18 x 3/4 PPH - Black
	000G11-08-12P	EA	Screw - 8 - 18 x .75 - Dark Brown
	000G11-08-12R	EA	Screw - 8 - 18 x .75 PPH - Beige
	000G11-08-12S	EA	Screw - 8 - 18 x .75 PPH - Off White
	000G11-08-16S	EA	Screw - 8 - 18 x 1.00 PPH - Off White
	000G11-10-12D	EA	Screw - 10 - 16 x 3/4 PPH - Black
	000G11-10-24P	EA	Screw - 10 - 16 x 1 1/2 PPH - Dark Brown
	000G12-08-12S	EA	Screw - 8 - 18 x .75 POH - Off White
	000G12-08-16S	EA	Screw - 8 - 18 x 1" POH - Off White
	000G13-08-088	EA	Screw - 8 - 20 x 1/2 PFH - Zn
	000G13-08-10G	EA	Screw - 8 - 20 x 5/8 PFH - Antique Brass
	000G13-07-128	EA	Screw - 7 - 19 x 3/4 PFH - Zn
	000G13-08-168	EA	Screw - 8 - 18 x 1 PFH - Zn
	000G18-08-128	EA	Screw - Machine - 8 - 32 x 3/4" PPH - Zn
	000G18-08-168	EA	Screw - Machine - 8 - 32 x 1 PPH - Zn
	000G18-08-228	EA	Screw - Machine - 8 - 32 x 1 3/8 PPH - Zn
	000G39-08-088	EA	Screw - SF/DR 8 - 18 x 1/2 PPH - Zn
	000G39-08-08R	EA	Screw - SF/DR 8 - 18 x 1/2 PPH - Beige
	000G39-08-128	EA	Screw - SF/DR 8 - 18 x 3/4 PPH - Zn
	000G39-08-12R	EA	Screw - SF/DR 8 - 18 x 3/4 PPH - Beige
	000G39-08-16S	EA	Screw - SF/DR 8 - 18 x 1.00 PPH - Off White
	000G39-08-248	EA	Screw - SF/DR 8 - 18 x 1 1/2 PPH - Zn
	000G39-08-24S	EA	Screw - SF/DR 8 - 18 x 1.50 PPH - Off White
	000G39-10-10S	EA	Screw - SF/DR 10 - 16 x .62" PPH - Off White
	000G39-10-12D	EA	Screw - SF/DR 10 - 16 x 3/4 PPH - Black
	000G39-10-208	EA	Screw - SF/DR 10 - 16 x 1 1/4 PPH - Zn
	000G42-04-168	EA	Screw - SF/DR 1/4 - 14 x 1 HWH - Zn
	000G53-04-068	EA	Screw - Machine - 1/4 - 20 x 3/8 PPH - Zn
	000G54-04-208	EA	Screw - 1/4 - 20 x 1 1/4 PTH Typ 23 - Zn
	000G67-10-088	EA	Screw - 10 - 12 x 1/2 PPH - Zn
	000G67-10-08R	EA	Screw - 10 - 12 x 1/2 PPH - Beige - Type A
	000G67-10-108	EA	Screw - 10 - 12 x 5/8 PPH - Zn - Type A
	000G67-10-10R	EA	Screw - 10 - 12 x 5/8 PPH - Beige - Type A
	000G67-10-128	EA	Screw - 10 - 12 x 3/4 PPH - Zn
	000G67-10-12P	EA	Screw - 10 - 12 x .75 PPH - Dark Brown
	000G67-10-120	EA	Screw - 10 - 12 x .75 PPH - Tan
	000G67-10-248	EA	Screw - 10 - 12 x 1 1/2 PPH - Zn
	000G67-10-328	EA	Screw - 10 - 12 x 2 PPH - Zn
	000G68-06-10G	EA	Screw - 6 - 18 x 5/8 POH - Antique Brass
	000H18-04-08R	EA	Rivet - Pop - AL 1/8 x .313 - .375
	005081-01-000	EA	Nut - Speed - C Type - No. 8 Screw
	082401-02-000	EA	Clamp - Hose - Wormgear - 1.58" - 2.5"
	082401-08-000	EA	Clamp - Hose - Wormgear - .22" x .62"
	007161-01-000	EA	Clamp - Hose - Spring Type - 1/2"
	008343-01-000	EA	Tie - Wire - 6"
	008368-01-000	EA	Grommet - Snap - 3/8

1990 WINNEBAGO TABLE OF CONTENTS

INTRODUCTION:	A-01 - A-02
ABBREVIATIONS	A-03
ALPHABETICAL/GROUP REFERENCE	A-01 - A-08
WF327RT	A-07 - D-30
WF327RB	D-21 - G-14
WC/F321NG	G-15 - J-27

1990 WF327RT INDEX

Floor Plan	A-07 - A-08
Accessories Group	A-09 - A-12
Bath Group	A-13 - A-14
Bedroom Group	A-15 - A-18
Chassis Group	A-19 - A-22
Curtain, Cushion & Pad Group	A-23 - B-10
Dinette Group	B-11 - B-12
Driver's Compartment Group	B-13 - B-16
Electrical Group	B-17 - B-19
Exterior Body Group	B-20 - B-24
Galley Group	C-01 - C-04
Heating & Air Conditioning Group	C-05 - C-08
Interior Finish Group	C-07 - C-09
Labels Group	C-10 - C-17
LP Group	C-18
Lounge Group	C-19
Sealants & Fasteners Group	C-20 - C-21
Water & Sewage Group	C-22 - C-24
Window, Vent & Exterior Door Group	D-01 - D-19

SEALANTS & FASTENERS GROUP (CONTINUED)

SCREWS & FASTENERS (CONTINUED)

Key	Part Number	U/M	Description
	008401-01-000	EA	Strap - Conduit - 3/4" - 1 Hole - Galvanized Steel
	010495-01-000	EA	Clamp - Cable - 9/16"
	010497-01-000	EA	Clamp - Closed - 5/8" ID
	010497-03-000	EA	Clamp - Closed - 1 ID - Cushioned
	010498-01-000	EA	Clamp - Closed - 3/8" ID
	018804-01-000	EA	Brace - Cabinet - Angled Metal - 2.5"
	083808-01-000	EA	Clamp - Wire Dual - Equal 5/8" Dia.
	084884-01-000	EA	Plug - Brass - 3/8"
	087721-01-000	EA	Screw - Flat Head - Tapping - 1/4 x 1 1/4 LG - Zn
	088371-01-000	EA	Screw - Machine - 8 - 32 x 3 5/16 - Zn
	075148-02-000	EA	Clamp - Grounding - Bronze Screws
	075808-01-000	EA	Screw - Machine - 10 - 32 x .58 PTH - Zn
	048465-04-000	EA	Screw - 10 - 18 x 1 PTH w/Washer - Beige
	076790-01-000	EA	Screw - 6 - 20 x 1 1/4 PPH - Black
	083729-04-000	EA	Rivet - 10 - 32 UNF - .010 - .080

SEALANTS & ADHESIVES

Key	Part Number	U/M	Description
	004020-01-000	QT	Adhesive - ABS Cement (Plastic Fittings)
	004005-02-000	GL	Adhesive - Swifts - Glue (Sidewalls)
	053786-07-000	EA	Bedding Compound - Tube - Beige (Exterior)
	053786-08-000	EA	Bedding Compound - Tube - Clear (Window)
	053786-08-000	EA	Bedding Compound - Tube - Gray (Exterior)
	102352-01-000	EA	Bedding Compound - Tube - Black (Luggage Compartment)
	053788-02-000	EA	Bedding Compound - Tube - Off White (Exterior)
	002328-02-000	EA	Block - Rubber Spacer (Windshield)
	077987-01-000	EA	Sealant - Acrylic Latex - Tube - Off White (Interior Sealant)
	034552-04-000	EA	Sealant - Silicone - Beige
	034552-02-000	EA	Sealant - Silicone - Clear
	034552-07-000	EA	Sealant - Silicone - Dark Gray
	034552-06-000	EA	Sealant - Silicone - Off White
	039518-01-000	EA	Sealant Silicone - Black
	088640-01-000	FT	Sealer Ribbon - .25" Bead x 20'
	088640-02-000	FT	Sealer Ribbon - .5" x .125" x 30'
	088640-03-000	FT	Sealer Ribbon - .75" x .125" x 30'
	088640-09-000	FT	Sealer Ribbon - 1/32" x 2.5" x 30'
	088640-06-000	FT	Sealer Ribbon - 5/16" Bead x 15'
	088640-07-000	FT	Sealer Ribbon - 2" x 3/32" x 30'
	088640-10-000	FT	Sealer Ribbon - 1/32" x 1.5" x 100'
	002707-02-000	FT	Sealer Tape - 5/16" x 1/2"
	074497-14-700	EA	Sealer - Stain (Ceiling)
	102353-01-700	EA	Seam Sealer - Tube - Gray (Roof Seams)
	084401-01-000	EA	Seam Sealer - Tube - Clear (Cap to Sidewall)
	102353-01-700	EA	Seam Sealer - Tube - Aluminum (Roof)
	083842-01-000	FT	Tape - Adhesive - .10mm x 1.5" Wide
	039886-01-000	EA	Tape - Butyl - .31" x .31" x 148" (Windshield)
	076322-01-000	FT	Tape - Foam - Double Coated - .025 x .75 x 72' (Fiberglass Sidewall Seams)
	076322-02-000	FT	Tape - Foam - Double Coated - .045 x 1" (Fiberglass Sidewall Seams)
	100028-01-000	FT	Tape - Foam - Double Coated - .031 x .75 x 72' (Non-Structural Fastening)
	004200-01-000	EA	Tape - Furnace - 1.5"
	002825-01-000	FT	Weather Stripping (Roof Vent)
	081377-01-700	EA	Adhesive - Cyanoacrylate - 10GM

WATER & SEWAGE GROUP

WATER LINES & HARDWARE

Key	Part Number	U/M	Description
	044827-01-000	EA	Adapter - Plastic - 1 1/4" MPT x 1 1/4" Bar (Water Tank)
	079317-01-000	EA	Adapter - Swivel - .5 Tube x .5 FPT
	052864-01-000	EA	Adapter - Nose Cone - 3/8" or 1/2" - Plastic
	038522-02-000	EA	Cap - Brass - 1/2" Flare
	052958-02-000	EA	Connector - Plastic - 1/2" F x 1/2" MPT
	052958-03-000	EA	Connector - 1/2" x 3/8 MPT - Plastic
	010219-01-000	EA	Elbow - Plastic - 1 1/3" MPT x 1 1/4" Barb
	085120-01-000	EA	Elbow - Plastic - Swivel - 1/2" FPT x 1/2" Flare - Gray
	035538-01-000	EA	Elbow - Plastic - 3/8 MPT x 3/8" BARB
	070824-01-000	EA	Elbow - Swivel - 1/2" MPT x 1/2" FPT - Gray
	075240-08-000	EA	Faucet - Lavatory - Bone
	011053-04-000	EA	Faucet - Swing Spout - Galley - 8"
	091253-01-000	EA	Gasket - Faucet
	075241-05-000	EA	Faucet - Shower - Bone
	077954-02-000	EA	Filter/Screen (In Water Tank)
	052952-01-000	EA	Nut - Plastic - 1/2" F
	052953-01-000	EA	Nut - Faucet - 1/2" Tube x 1/2" FPT
	049032-01-000	EA	Patch - Spinweld - Plastic - 3/8"
	088807-01-000	EA	Pump - Water - 2.2 GPM - Direct Flow (US)
	088807-02-000	EA	Pump - Water - 2.8 GPM - Direct Flow (CSA)
	088807-02-707	EA	Motor/Backplate - Replacement
	088807-02-70	EA	Drive Asm.
	088807-02-702	EA	Diaphragm Kit
	088807-02-703	EA	Valve Asm.
	088807-02-704	EA	Upper Housing
	088807-02-706	EA	Switch Asm. - Complete
	088807-02-700	EA	Pumphead - Replacement
	088807-02-705	EA	Check - Valve Kit
	091208-01-000	EA	Rubber Washer - .06 x .75 x .50
	011048-02-000	EA	Shower Head - w/60" Hose
	042989-03-000	EA	Spinweld Fitting - Plastic - 1/4" NPT
	042989-05-000	EA	Spinweld Fitting - Plastic - 1/2" FPT
	042989-04-000	EA	Spinweld Fitting - Plastic - 3/8" FPT
	052955-01-000	EA	Tee - Plastic - 1/2" F x 1/2" F x 1/2" MPT
	052956-01-000	EA	Tee - Plastic - 1/2 F x 1/2 MPT x 1/2 F
	052958-01-000	EA	Tee - Plastic - 1/2" F x 1/2" F x 1/2" F
	074463-01-000	EA	Tee - 4 Way - Plastic - 1/2" Flare - Gray
	039800-01-000	FT	Tubing - Polybutyl - 1/2" OD x 20' (Water Line)
	079381-01-000	FT	Tubing - Flex/Smooth - 1.25 ID (Water Tank)
	074462-02-000	FT	Tubing - Vinyl - 3/8" ID
	052960-01-000	EA	Valve - Line Drain - 1/2" F x 1/2" F
	052960-01-700	EA	Connector - Union - 1/2" F x 1/2" F
	084214-01-000	EA	Water Tank - 31 Gal. w/o Fittings
	084214-05-000	EA	Water Tank - 38 Gal. w/Fittings - 24" x 12.75" x 30"
	051381-02-000	EA	Water Heater - Atwood - G4-SM
	051381-03-000	EA	Water Heater - w/Motoraid - Electronic Tune - Atwood - G6A-3E
	051383-01-000	EA	Water Heater - w/Motoraid - Direct Ignition - Atwood - GH6-3E

The illustrated parts breakdown for this item is provided on the Common Items Fiche.

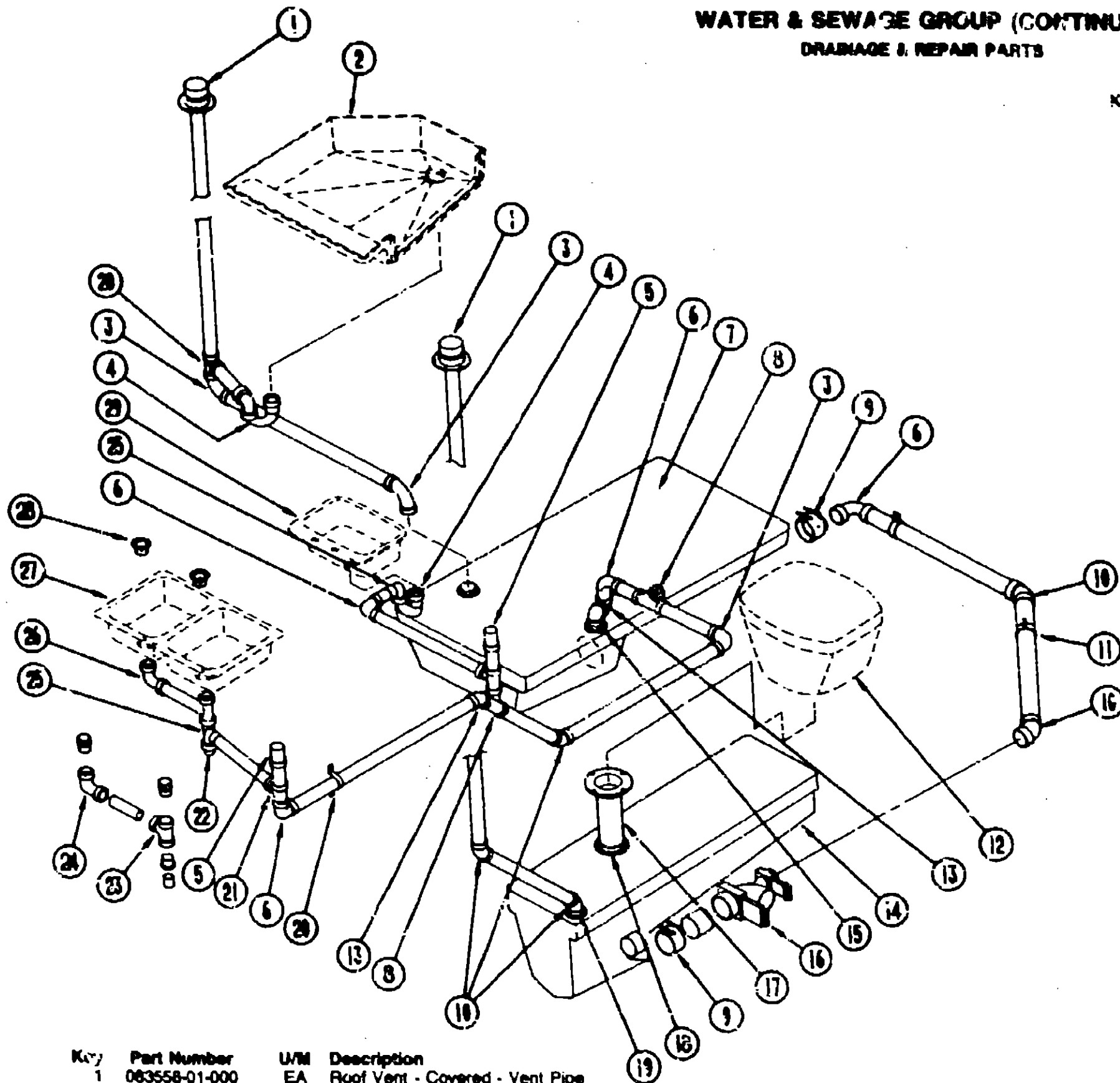
1990 WINNEBAGO TABLE OF CONTENT'S

INTRODUCTION	A-01 - A-02
ABBREVIATIONS	A-03
ALPHABETICAL/GROUP REFERENCE	A-04 - A-08
WF327RT	A-07 - D-20
WF327RB	D-21 - G-14
WC/F321RG	G-15 - J-20

1990 WF327RT INDEX

Floor Plan	A-07 - A-08
Accessories Group	A-09 - A-12
Bath Group	A-13 - A-14
Bedroom Group	A-15 - A-18
Chassis Group	A-19 - A-22
Curtain, Cushion & Pad Group	A-23 - B-10
Dinette Group	B-11 - B-12
Driver's Compartment Group	B-13 - B-16
Electrical Group	B-17 - B-19
Exterior Body Group	B-20 - B-24
Galley Group	C-01 - C-04
Heating & Air Conditioning Group	C-05 - C-08
Interior Finish Group	C-07 - C-09
Labors Group	C-10 - C-17
LP Group	C-18
Lounge Group	C-19
Sealants & Fasteners Group	C-20 - C-21
Water & Sewage Group	C-22 - C-24
Window, Vent & Exterior Door Group	D-01 - D-19

WATER & SEWAGE GROUP (CONTINUED) DRAINAGE & REPAIR PARTS



Key	Part Number	U/M	Description
1	063558-01-000	EA	Roof Vent - Covered - Vent Pipe
2	M02630-03-X81	EA	Shower Pan Asm.
	066440-01-000	EA	Strainer - Shower Drain
	066435-01-000	EA	Nut Strainer
	069735-01-000	EA	Washer - Tailpiece - 1.5" - Plastic
	011086-02-000	EA	Tailpiece - 1 1/2" x 1 1/4" x 4" - Plastic
	066436-01-000	EA	Slip Nut - 1.5" - Tailpiece
	011048-02-000	EA	Shower Header w/60" Hose (US)
	011048-05-000	EA	Shower Header w/60" Hose (CSA)
	075241-05-000	EA	Faucet - Shower - Bone
	075241-04-000	EA	Faucet - Shower - Brass

Key	Part Number	U/M	Description
3	010008-01-000	EA	Elbow - Plastic - 1/4 BD x 1 1/2" x 90° - Left
4	011086-03-000	EA	P-Trap - Plastic - 1 1/4" x 1 1/2" (US)
4	011086-02-000	EA	P-Trap - Plastic - 1 1/4" (CSA)
5	079888-01-000	EA	Vent - Mechanical - Trap Asm.
6	033781-01-000	EA	Elbow - Plastic - 1/4 BD x 1 1/2" x 60°
7	061804-04-000	EA	Tank Asm. - Holding - 36 Gallon
8	010073-01-000	EA	Wye - Plastic - 1 1/2" x 45° H x H
	010186-01-000	EA	Plug - Plastic - 1 1/4" (US)
	010186-02-000	EA	Plug - Plastic - 1 1/4" (CSA)
	010122-01-000	EA	Bushing - Plastic - Red - 1 1/2" S x 1 1/4" T
9	078406-01-000	EA	Coupler - Rubber - 3" x 3"
	062422-01-000	EA	Adapter - Offset Reducer - 3" x 1/2"
10	010008-01-000	EA	Elbow - Plastic - 1/4 BD x 1 1/2" x 45° H x H
11	056134-02-000	EA	Holder - Ring
12	067487-01-000	EA	Toilet - Aqua Magic IV - Low
	063740-01-716	EA	Seat & Cover
	063740-01-706	EA	Bolt Package - Closet
	063740-01-700	EA	Lever - Water
	063740-01-701	EA	Lever - Flush
	063740-01-707	EA	Seat - Closet Flange
	063740-01-710	EA	Link
	063740-01-711	EA	Spring - Return Lever
	063740-01-713	EA	Seal - Ball Valve to Bowl
	063740-01-714	EA	Valve Asm. - Water
	063740-01-717	EA	Flush Tube
	053479-01-700	EA	C.I.F.L. - Seal & Bolt
	057487-01-701	EA	Water Saver Package
13	010008-01-000	EA	Elbow - ST - Plastic - 1/8 BD x 1 1/2" x 45°
14	063041-01-000	EA	Tank - Holding - 25.5 Gallons w/o Fittings
15	061607-01-000	EA	Grommet - Holding Tank - 1 1/2" NPS
16	070916-01-000	EA	Valve - Dual - 3" x 1.5"
	070916-01-700	EA	Valve - 3"
	070916-01-701	EA	Valve - 1.5"
	062416-01-000	EA	Adapter - Hose - 3"
	062415-01-000	EA	Sewer Cap - 3"
	062415-01-700	EA	String - Sewer Cap
	010201-01-000	EA	Sewer Hose - 3" ID
17	024676-01-000	EA	Flange - Closet Rod - 4" x 3" (US)
17	024676-02-000	EA	Flange - Closet Rod - 4" x 3" (CSA)
18	061607-02-000	EA	Grommet - Holding Tank - 3" NPS
19	068406-01-000	EA	Strap - Conduit - 2 in 2 Hdr.
20	010079-01-000	EA	Tee - Plastic - Red - 1 1/2 H x 1 1/2 H x 1 1/4 H
21	011086-03-000	EA	P-Trap - 1 1/4" x 1 1/2" (US)
21	053335-01-000	EA	P-Trap - Plastic - 1 1/4 H x H w/Union (CSA)
22	010071-01-000	EA	Tee - Plastic - 1 1/2 H x H x H (CSA)
23	037101-02-000	EA	Elbow - Plastic - 1/4 BD Vent 1 1/2 H (CSA)
24	010008-01-000	EA	Elbow - Plastic - 1/8 BD x 1 1/4 x 45° H x H
25	011031-02-000	EA	Continuous Waste - Double Sink (US)
26	068615-01-000	EA	Sink - Stainless Steel - Double w/Mounting Hardware
26	098654-01-000	EA	Sink - Stainless Steel - Double w/Mounting Hardware
	011053-04-000	EA	Faucet - Spring Spout - 8" - Getley
27	066437-01-000	EA	Strainer w/Basket - Sink
	066437-01-700	EA	Basket Only
28	096927-01-01A	EA	Sink - Lavatory - Rectangular
	096927-01-700	EA	Sink - Strainer
	096927-01-701	EA	Tailpiece
	075240-06-000	EA	Faucet - Lavatory - Bone
	075240-05-000	EA	Faucet - Lavatory - Brass
	091253-01-000	EA	Gasket - Lavatory Faucet

These parts were used from 1/2/90 on.

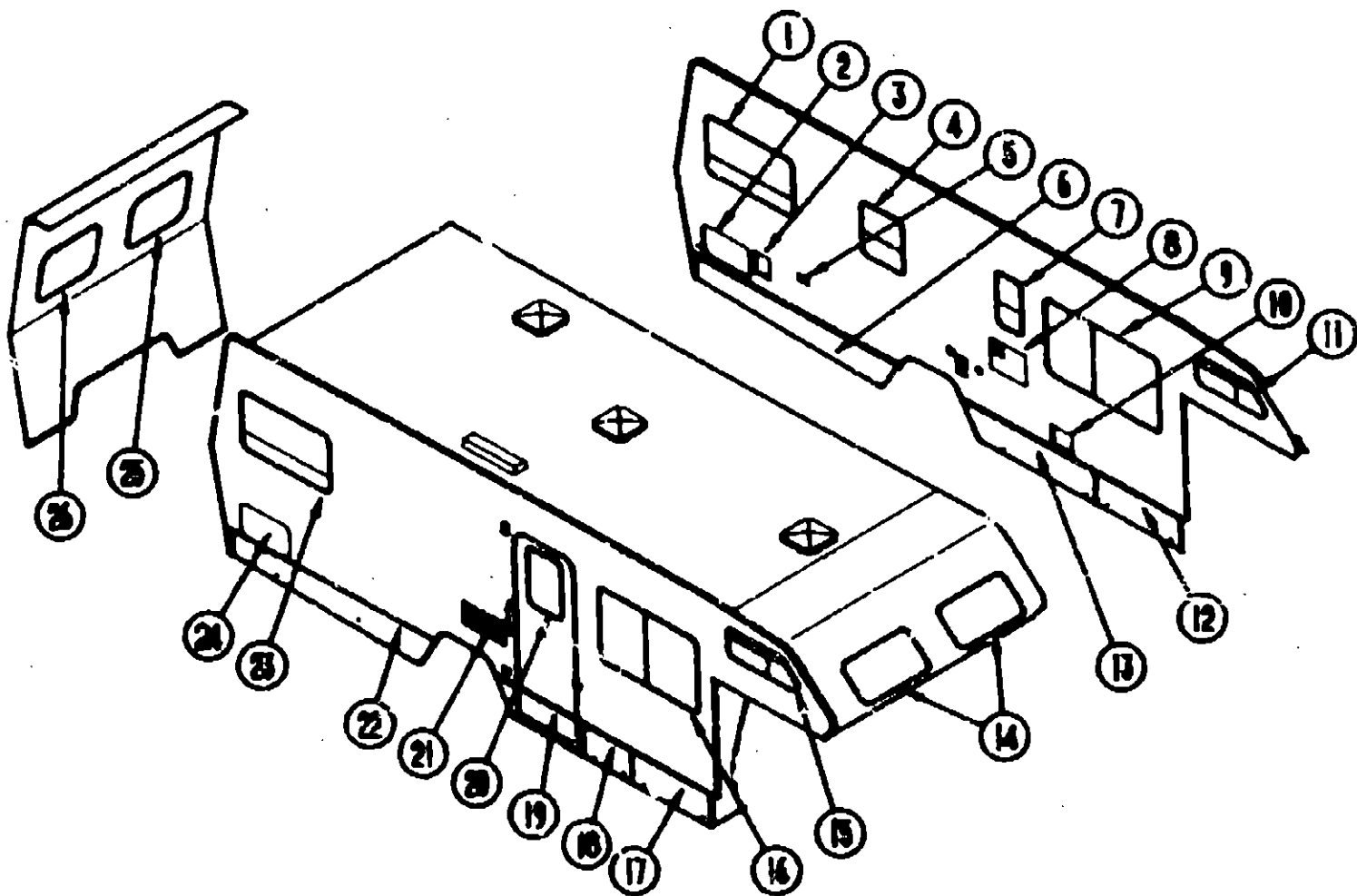
1990 WINNEBAGO **TABLE OF CONTENTS**

INTRODUCTION	A-01 - A-02
ABBREVIATIONS	A-03
ALPHABETICAL/GROUP REFERENCE	A-04 - A-06
WF327RT	A-07 - D-20
WF327RB	D-21 - G-14
WC/F321RG	G-15 - J-20

1990 WF327RT INDEX

Floor Plan	A-07 - A-08
Accessories Group	A-09 - A-12
Bath Group	A-13 - A-14
Bedroom Group	A-15 - A-18
Chassis Group	A-19 - A-22
Curtain, Cushion & Pad Group	A-23 - B-10
Dinette Group	B-11 - B-12
Driver's Compartment Group	B-13 - B-16
Electrical Group	B-17 - B-19
Exterior Body Group	B-20 - B-24
Galley Group	C-01 - C-04
Heating & Air Conditioning Group	C-05 - C-06
Interior Finish Group	C-07 - C-09
Labels Group	C-10 - C-17
LP Group	C-18
Lounges Group	C-19
Sealants & Fasteners Group	C-20 - C-21
Water & Sewage Group	C-22 - C-24
Window, Vent & Exterior Door Group	D-01 - D-19

WINDOWS, VENTS & EXTERIOR DOORS
WINDOWS & ACCESS DOORS



1990 WINNEBAGO
TABLE OF CONTENTS

INTRODUCTION	A-01 - A-02
ABBREVIATIONS	A-03
ALPHABETICAL/GROUP REFERENCE	A-04 - A-06
WF327RT	A-07 - D-20
WF327RB	D-21 - G-14
WC/F321RG	G-15 - J-20

1990 WF327RT INDEX

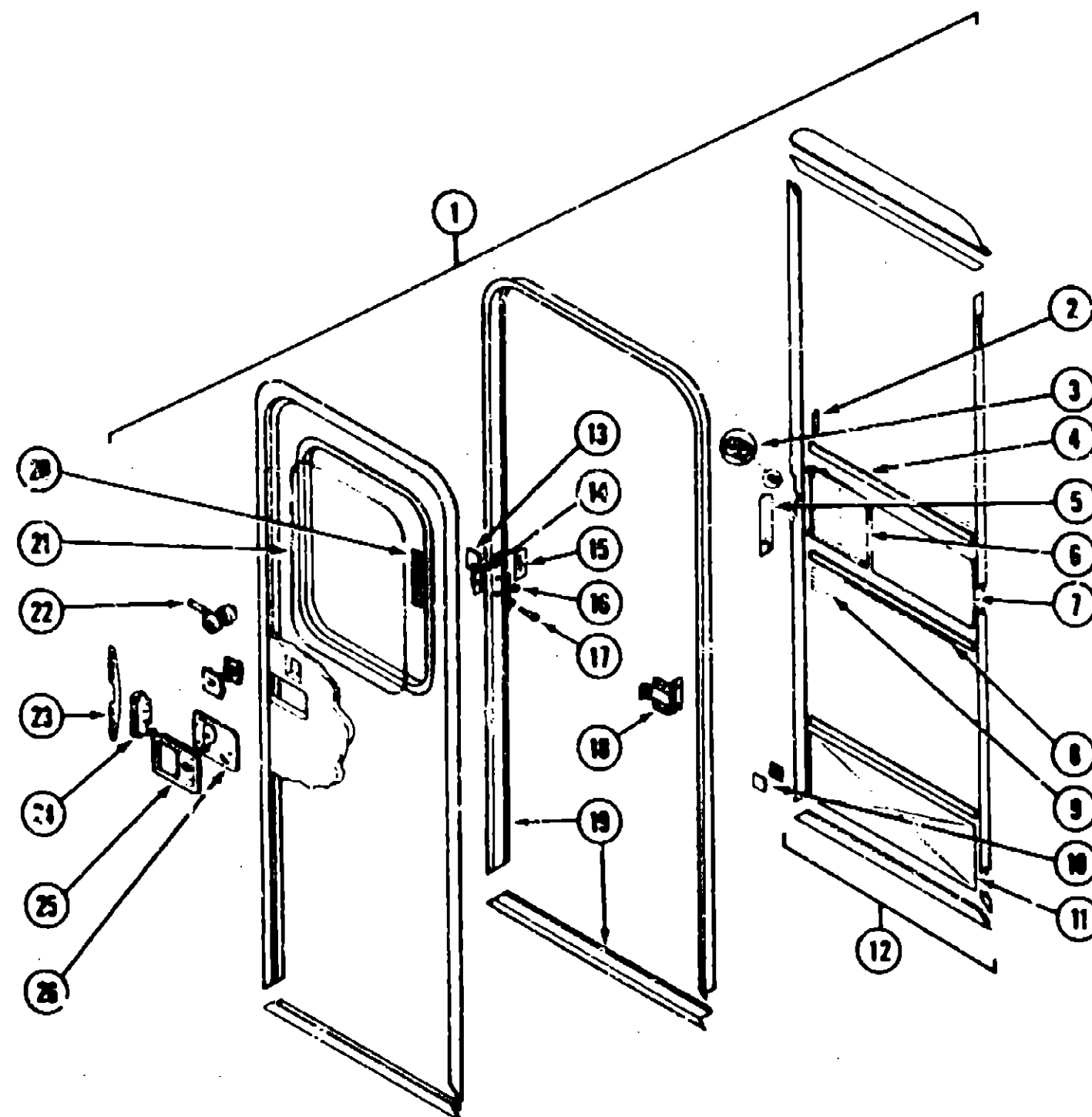
Floor Plan	A-07 - A-08
Accessories Group	A-09 - A-12
Bath Group	A-13 - A-14
Bedroom Group	A-15 - A-18
Chassis Group	A-19 - A-22
Curtain, Cushion & Pad Group	A-23 - B-10
Dinette Group	B-11 - B-12
Driver's Compartment Group	B-13 - B-16
Electrical Group	B-17 - B-19
Exterior Body Group	B-20 - B-24
Galley Group	C-01 - C-04
Heating & Air Conditioning Group	C-05 - C-06
Interior Finish Group	C-07 - C-09
Labels Group	C-10 - C-17
LP Group	C-18
Lounge Group	C-19
Sealants & Fasteners Group	C-20 - C-21
Water & Sewage Group	C-22 - C-24
Window, Vent & Exterior Door Group	D-01 - D-19

Key	Part Number	U/M	Description
1	078266-10-X11	EA	Window Asm. - Single Slider - 24.3" x 41.1"
*1	082235-07-Y12	EA	Window Asm. - Tipout - 24.3" x 40.3"
2	079576-04-U28	EA	Door Asm. - Storage - 12.9" x 22.1" - Off White
3	078010-03-000	EA	Door Asm. - Fuel Fill - Off White
4	081240-03-000	EA	Door Asm. - Water Fill - Lockable - 4" x 4 5/8" - Off White
5	078453-02-U25	EA	Window Asm. - Vertical Slider
5	086644-01-715	EA	Window Asm. - Vertical Slider - 22" x 15" (Excel)
6	086383-08-AA3	EA	Valance Asm. - Rear (Stationary)
*6	086393-01-AA3	EA	Valance Asm. - Rear (Hinged)
7	079733-01-T03	EA	Window Asm. - Picture - 13" x 23"
*7	086644-01-715	EA	Window Asm. - Single Slider - 15" x 22" (Excel)
8	062004-01-000	EA	Door Asm. - Water Heater - Off White
9	078271-03-X11	EA	Window Asm. - Center Slider - 31" x 54"
*9	086647-04-700	EA	Window Asm. - Slider - 31" x 54" (Excel)
10	086794-01-000	EA	Door Asm. - Power Cord w/Hatch - Off White
11	086689-02-AA3	EA	Window Asm. - Slant Slider
*11	086648-02-700	EA	Window Asm. - Slant Slider - 12" x 38" (Excel)
12	086386-03-AA3	EA	Door Asm. - Storage/Generator - 13.7" x 36.9"
13	086385-01-AA3	EA	Door Asm. - Storage/Luggage - 13.7" x 61.6"
14	078533-04-AA3	EA	Window Asm. - Picture - 15" x 32"

Key	Part Number	U/M	Description
15	086689-01-AA3	EA	Window Asm. - Slant Slider
*15	086648-01-706	EA	Window Asm. - Slant Slider - 12" x 38" (Excel)
16	078266-09-X11	EA	Window Asm. - Single Slider - 24.3" x 41.1"
*16	086647-05-706	EA	Window Asm. - Single Slider (Excel)
17	086386-01-AA3	EA	Door Asm. - LP Compartment - 13.7" x 36.8"
18	086386-02-AA3	EA	Door Asm. - Storage - 13.7" x 23.3"
19	M01870-27-AA3	EA	Door Asm. - Entrance
*19	M01870-32-A83	EA	Door Asm. - Entrance
20	079733-07-AA8	EA	Window Asm. - Frosted Glass - 17" x 25"
21	084103-03-000	EA	Door Asm. - Refrigerator - Vented - Off White
22	086383-04-AA3	EA	Door Asm. - Valance - Rear
*22	086383-08-AA3	EA	Door Asm. - Valance - Rear
23	078266-09-X11	EA	Window Asm. - Single Slider - 24.3" x 41.1"
*23	082235-07-Y12	EA	Window Asm. - Tipout - 24.3" x 40.3"
24	079576-04-U28	EA	Door Asm. - Storage - 12.9" x 22.1" - Off White
25	076729-03-W17	EA	Window Asm. - Rear Escape - 24" x 22"
26	079729-02-T03	EA	Window Asm. - Rear Escape - 24" x 22"
†	078535-01-T03	EA	Window Asm. - Escape - 23" x 68"

† These parts are used from 10/2/89 on.
* These parts were used from 8/13/89 on.
† These parts were used in the Double Bed (Option L46)

WINDOW, VENT & EXTERIOR DOOR GROUP (CONTINUED)



ENTRANCE DOOR

Key	Part Number	U/M	Description
1	M01870-27-AA3	EA	Door Asm. - Entrance w/Screen Door
1	M01870-32-A83	EA	Door Asm. - Entrance w/Screen Door
	086278-01-01A	EA	Frame Asm. - Entrance Door - Off White
	080748-01-000	EA	Frame - Entrance Door - Bottom Portion
	044582-02-000	EA	Drip Cap - Top Entrance Door Jamb - Off White
	075638-11-000	EA	Garnish - Radius - Entrance Door
2	050712-05-000	EA	Door Handle - Screen Door
3	008018-01-000	EA	Roller Catch - Screen Door
	058025-02-000	EA	Clip - Roller Latch Catch
	000018-01-000	EA	Catch - Elbow - Spring Loaded - Screen Door
4	078777-01-000	EA	Channel - Slide - Screen Door Center Slider Cover
5	078087-02-000	EA	Strike - Slider - Screen Door
6	078088-02-000	EA	Slider - Screen Door
7	016454-01-000	EA	Insert - Screen Door - Center - Leather Grain Aluminum
8	002294-01-000	FT	Spline - Black
9	002293-02-000	SF	Screen - Window - 28" Charcoal
10	085774-01-000	FT	Fastener - Dual Lock - 1" Wide
10	085774-02-000	FT	Fastener - Dual Lock - 1" Wide
11	078552-03-000	EA	Insert - A Screen Door - Lower - Kick Panel
12	078012-01-101	EA	Screen Door Asm.
	078585-01-000	EA	Plate - Screen Door
13	077481-03-000	EA	Strike Cover - Off White
14	041548-03-000	EA	Angle Bracket
15	079173-01-000	EA	Deadbolt - Gastrol
16	058808-03-000	EA	Plug - Tapered Plastic - Red
17	038538-01-000	EA	Strike
18	078381-05-000	EA	Hinge - Entrance Door - Unpainted
18	087724-01-32A	EA	Hinge - Entrance Door - Off White
19	085277-02-01A	EA	Door Jamb - Entrance Door
	051049-01-000	EA	Jamb Bottom - Entry Door - Bridge
	078207-01-000	EA	Striker - Roller Catch - Welded to Door Jamb
	086278-01-01A	EA	Jamb Door - Entrance - Unpainted
20	087581-01-000	FT	Window Seal
21	002181-07-000	EA	Glass - Picture Window - Frosted
	078723-07-AA8	EA	Window Asm. - Picture - 17" x 25" - Frosted Glass (two inside frames)
	087608-03-000	EA	Inside Frame - Beige (not included in assembly)
	088808-27-000	EA	Inside Frame - Black (not included in assembly)
	087581-01-000	FT	Spline - Glass - Exterior Vinyl - Black
22	085228-01-01A	EA	Deadbolt Asm.
	085228-01-700	EA	Key - Blank
23	088173-01-03A	EA	Stiffener - Entrance Door
24	038540-01-000	EA	Latch Asm. - Entrance Door
25	015017-10-070	EA	Latch Asm. - Plate - Black
26	038878-02-000	EA	Cover Asm. - Latch Plate - Black
	038738-01-000	EA	Deadbolt - "J" Shape - Latch Asm.
	038884-01-000	EA	Cap - Black Vinyl - Lock Grip
	038808-01-000	EA	Plug - Tapered for Deadbolt - Plastic - .88" Dia.
	075873-01-000	FT	Seal - File - Adhesive Back
..	100128-01-000	FT	Seal - File - Adhesive Back - Gray
	075871-01-000	FT	Seal - Sponge - Lazy T Shaped
	002748-01-000	EA	Cover - Key
	081087-01-000	EA	Seal - Lock - Flat w/SBR
	003728-04-000	EA	Nut - 10 - 32 UNF - .010 - .080
	072883-01-000	EA	Nut - M6 x 0.8

* These are the parts used from 10/2/88 on.
 ** These are the parts used from 2/5/80 on.

1990 WINNEBAGO TABLE OF CONTENTS

INTRODUCTION	A-01 - A-02
ABBREVIATIONS	A-03
ALPHABETICAL/GROUP REFERENCE	A-04 - A-08
WF327RT	A-07 - D-20
VF327RB	D-21 - G-14
YC/F321RG	G-15 - J-20

1990 WF327RT INDEX

Floor Plan	A-07 - A-08
Accessories Group	A-08 - A-12
Bath Group	A-13 - A-14
Bedroom Group	A-15 - A-18
Chassis Group	A-19 - A-22
Curtain, Cushion & Pad Group	A-23 - B-10
Urnets Group	B-11 - B-12
Driver's Compartment Group	B-13 - B-16
Electrical Group	B-17 - B-19
Exterior Body Group	B-20 - B-24
Galley Group	C-01 - C-04
Heating & Air Conditioning Group	C-05 - C-08
Interior Finish Group	C-07 - C-09
Labels Group	C-10 - C-17
LP Group	C-18
Lounge Group	C-19
Seatings & Fasteners Group	C-20 - C-21
Water & Sewage Group	C-22 - C-24
Window, Vent & Exterior Door Group	D-01 - D-19

WINDOW, VENT & EXTERIOR DOOR GROUP (CONTINUED)

POWERED ROOF VENT

Key	Part Number	U/M	Description
	080384-01-Y12	EA	Vent Arm. - Roof - Powered - w/o Screen (USA)
	008440-01-000	EA	Lift Mechanism
	008438-03-000	EA	Extension
	008438-04-000	EA	Screw
	008438-02-000	EA	Knob - Roof Vent - Black
	048848-01-000	EA	Fan - Plastic - 6"
	008185-01-000	EA	Switch - Push Button - 12 Vol.
	015811-01-000	EA	Track - Slide - Roof Vent
	002825-01-000	EA	Weatherstrip Seal
	048848-01-000	EA	Motor - 12 Volt
	051384-01-000	EA	Cover Arm. - Roof Vent
	052838-01-200	EA	Hinge - 7" - Roof Vent
	078785-01-Y12	EA	Screen Arm. - Roof Vent - Powered
	002281-02-000	SF	Screen - Window - 16" - Charcoal
	002288-02-000	FT	Spline - Charcoal
..	084488-08-000	EA	Vent Arm. - Roof Powered - w/o Screen (CSA)
..	The illustrated parts breakdown of this item is provided on the Common Items Fiche.		

NON-POWERED VENT

Key	Part Number	U/M	Description
	080385-01-Y12	EA	Vent Arm. - Roof - Non-Powered - w/o Screen
	008440-01-000	EA	Lift Mechanism Arm.
	008438-03-000	EA	Extension
	008438-04-000	EA	Screw
	008438-02-000	EA	Knob - Roof Vent - Black
	015811-01-000	EA	Track - Slide - Roof Vent
	002825-01-000	EA	Weatherstrip Seal
	055218-01-000	EA	Cover Arm. - Roof Vent
	052838-01-200	EA	Hinge - 7" - Roof Vent
	078788-01-Y12	EA	Screen Arm. - Charcoal
	002281-02-000	SF	Screen - Window - 16" - Charcoal
	002288-02-000	FT	Spline - Charcoal

VENTS & SHROUDS

Key	Part Number	U/M	Description
	083558-01-000	EA	Vent - Plumbing Pipe - Roof w/Cover - Beige
	084073-03-000	EA	Vent - Refrigerator Roof - Off White
	084073-04-000	EA	Base - Roof Vent - Norcold Refrigerator - Black
	084878-08-000	EA	Vent - Range Hood - Short - LVS
	083752-01-000	EA	Shroud Arm. - Range

WINDOW, VENT & EXTERIOR DOOR GROUP (CONTINUED)

ACCESS DOORS

Key	Part Number	U/M	Description
	088383-02-AA3	EA	Door Arm. - Holding Tank & Dump Valve - 9.8" x 72"
	078827-03-000	EA	Lock - Twist Type - Double Cam
	078010-03-000	EA	Door Arm. - Fuel Fill - Off White
	078200-01-000	EA	Gasket - Fuel Fill Door
	078040-02-000	EA	Shroud - Fuel Fill - Upper
	083578-01-000	EA	Boot - Fuel Fill
	084235-01-000	EA	Support - Flange
	078578-04-U28	EA	Door Arm. - Storage - 12.9" x 22.1"
	078388-04-000	EA	Lock - Key Type w/o Keys
	082884-01-700	EA	Key - Compartment Door Lock
	078388-01-000	FT	Seal - Access Door
	081801-02-000	EA	Hinge - 2" x 88"
	088784-01-000	EA	Door Arm. - Power Cord w/Match - Off White
	080340-01-000	FT	Seal - Foam Closed Cell - 1/4" x 1/2" x 50'
	088530-03-000	EA	Box - Power Cord
	084103-05-000	EA	Door Arm. - Refrigerator - Vented - Off White
	084104-01-700	EA	Lock - Male - Dyrus Fasteners
	084104-01-711	EA	Lock - Female - Dyrus Fasteners
	084104-03-000	EA	Jamb - Door - Vented - Refrigerator - Off White
	081240-03-000	EA	Door Arm. - Water Fill - Lockable - 4" x 4 5/8" - Off White
	088385-01-AA3	EA	Door Arm. - Storage - 13.7" x 61.8"
	088020-02-000	EA	Compartment - Luggage
	084075-05-700	EA	Seal - Door - Bulb - 240"
	078388-04-000	EA	Lock - Door - Key Type w/o Keys
	082884-01-700	EA	Key - Storage Compartment - Single
	088388-01-AA3	EA	Door Arm. - LP Compartment - 13.7" x 38.8"
	078827-03-000	EA	Lock - Twist Type - Double Cam
	088388-02-AA3	EA	Door Arm. - Battery Compartment - 13.7" x 23.3"
	088020-01-000	EA	Compartment - Storage - 22.8" x 20.8"
	078388-04-000	EA	Lock - Key Type - w/o Keys
	082884-01-700	EA	Key - Compartment Door Lock
	078578-04-U28	EA	Door Arm. - Storage Compartment - 12.9" x 22.1"
	078388-04-000	EA	Lock - Key Type w/o Keys
	082884-01-700	EA	Key - Compartment Door Lock
	052038-01-000	EA	Door Arm. - Water Heater - Off White
	088388-03-AA3	EA	Door Arm. - Storage/Generator - w/Locks - 13.7" x 38.8"
	078827-03-000	EA	Lock - Twist Type - Double Cam
	078048-02-000	EA	Compartment - Storage/Generator
	078137-02-000	EA	Tray - Storage Compartment - 27.18" x 21" Deep
	088208-55-001	EA	U-Channel - Hinged - 18" - Off White
	087111-01-01A	EA	Pocket - Lock Valance - Off White
	088388-01-000	EA	Gasket - Lock Pocket

1980 WINNEBAGO TABLE OF CONTENTS

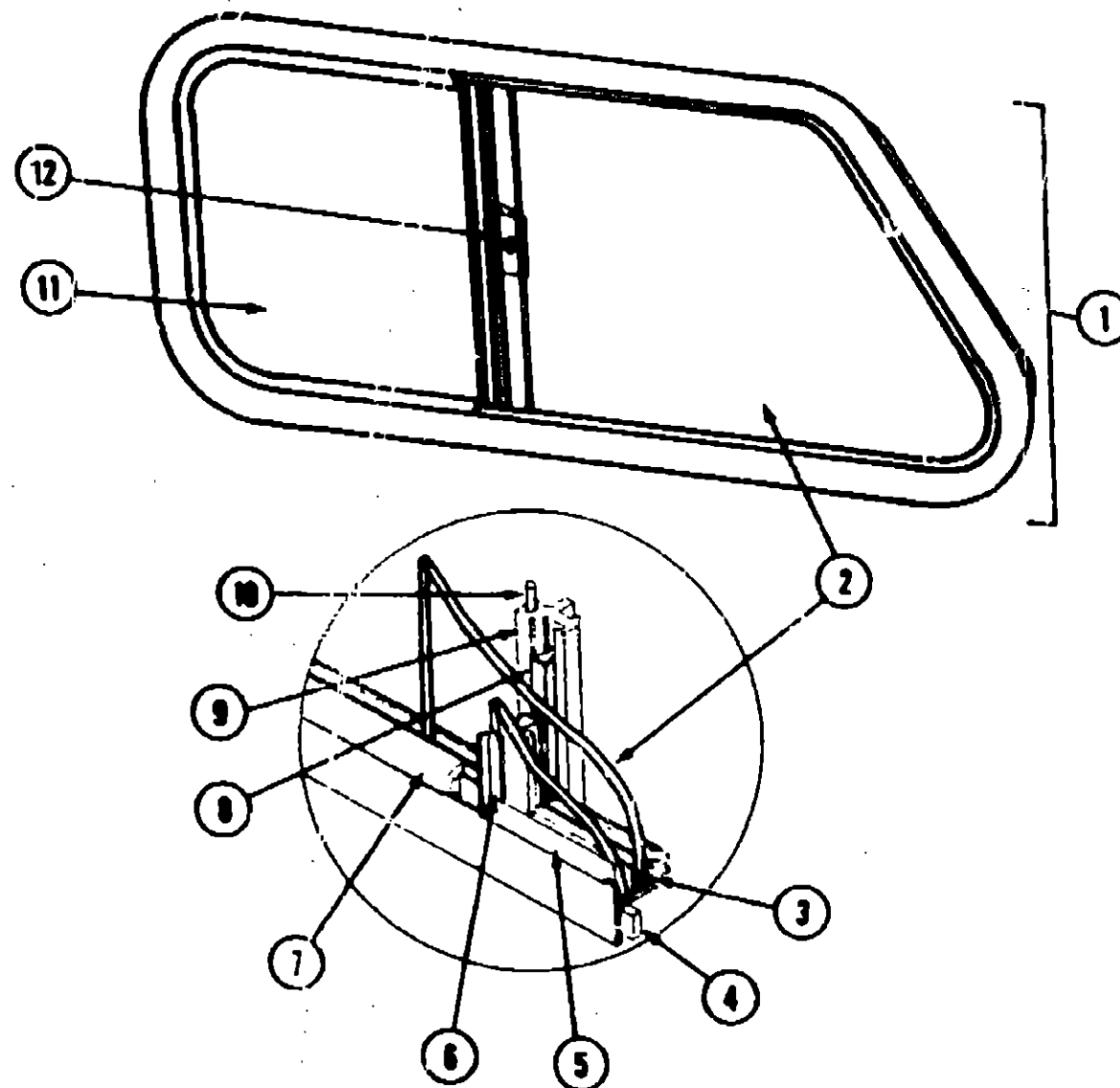
INTRODUCTION	A-01 - A-02
ABBREVIATIONS	A-03
ALPHABETICAL/GROUP REFERENCE	A-04 - A-08
WF327RT	A-07 - D-30
WF327R8	D-21 - G-14
WC/F321R8	G-15 - J-30

1980 WF327RT INDEX

Floor Plan	A-07 - A-08
Accessories Group	A-09 - A-12
Bath Group	A-13 - A-14
Bedroom Group	A-15 - A-18
Chassis Group	A-19 - A-22
Curtain, Cushion & Pad Group	A-23 - B-10
Dinette Group	B-11 - B-12
Driver's Compartment Group	B-13 - B-16
Electrical Group	B-17 - B-19
Exterior Body Group	B-20 - B-24
Galley Group	C-01 - C-04
Heating & Air Conditioning Group	C-05 - C-08
Interior Finish Group	C-07 - C-09
Labels Group	C-10 - C-17
LP Group	C-18
Lounge Group	C-19
Sealants & Fasteners Group	C-20 - C-21
Water & Sewage Group	C-22 - C-24
Window, Vent & Exterior Door Group	D-01 - D-19

WINDOW, VENT & EXTERIOR DOOR GROUP (CONTINUED)

WINDOW, VENT & EXTERIOR DOOR GROUP (CONTINUED)



FRONT BUNK SLANT SLIDER WINDOW

Key	Part Number	U/M	Description
1	000000-01-AA3	EA	Window Asm. - Bunk Slider - Passenger (w/o inside frame)
	000001-01-01A	EA	Inside Frame - Beige (not included in assembly)
1	000000-02-AA3	EA	Window Asm. - Bunk Slider - Driver (w/o inside frame)
	000001-02-01A	EA	Inside Frame - Beige (not included in assembly)
2	001000-13-000	EA	Glass - Sliding - 3.2" x 11.88" x 15.75"
3	002324-02-000	FT	Channel - Weatherstrip
	002328-01-000	EA	Block - Window - 1/8" x 3/16" x 1"
4	000040-08-000	FT	Sealer Ribbon - 5/16" x 25'
5	002308-02-010	FT	Spline - 1/8" - Glass - Black
6	000000-03-001	EA	Extr. - Glass Holder - 182" - Black
7	024000-02-000	FT	Seal - Extension Glass to Frame - Black
8	073740-01-400	FT	Seal - Fin - .48" Pile Height - Gray
	000038-08-16T	EA	Screw - SFDR - 6 - 20 x 1 PPH - Black
9	003028-02-001	EA	Extr. - Mullion - 182" - Black
10	002298-02-000	FT	Spline - Charcoal - .128" Dia. (Screen)
	002291-02-000	SF	Screening - Window - 16" - Black
	023330-01-000	EA	Pad - Felt - 3/8" Dia. - Brown
11	001000-02-000	EA	Glass - 1/8" x 11.88" x 27.88"
12	047388-01-700	EA	Latch Kit - Window - Plastic
	001377-01-700	EA	Adhesive - Cyanoacrylate - 10 Gram Tube

BUNK SLANT SLIDER WINDOW

Key	Part Number	U/M	Description
	000040-02-700	EA	Window - Slant Slider (w/o inside frame)
	000040-01-705	EA	Window - Slant Slider (w/o inside frame)
	000040-01-705	EA	Inside Frame - Window (not included in assembly)
	000040-01-702	EA	Glass - Sliding Sash & Lock
	000044-01-700	EA	Latch Repair Kit
	000044-01-716	EA	Filler Plug
	000044-01-705	FT	Glozing Strip
	000044-01-708	FT	Channel - Pierced Run
	000040-01-700	EA	Glass - Stationary - 22.16" x 10.77"
	000040-01-703	EA	Spacer Track
	000040-01-704	EA	Screen - Window w/Spring & Weatherstrip
	000044-01-701	EA	Splice Plate - Window
	000044-01-702	EA	Screw - Splice - #6 - 32 x 1/4 Pan Head
	000044-01-703	EA	Screw - Locking Rail - #6 x 1.5" - Black
	000044-01-706	FT	Weatherstripping
	000040-01-701	EA	Rail - Locking w/Weatherstrip
	000044-01-711	FT	Weatherstrip - Screen - Black
	000044-01-713	EA	Spring - Screen Frame - Black Plastic

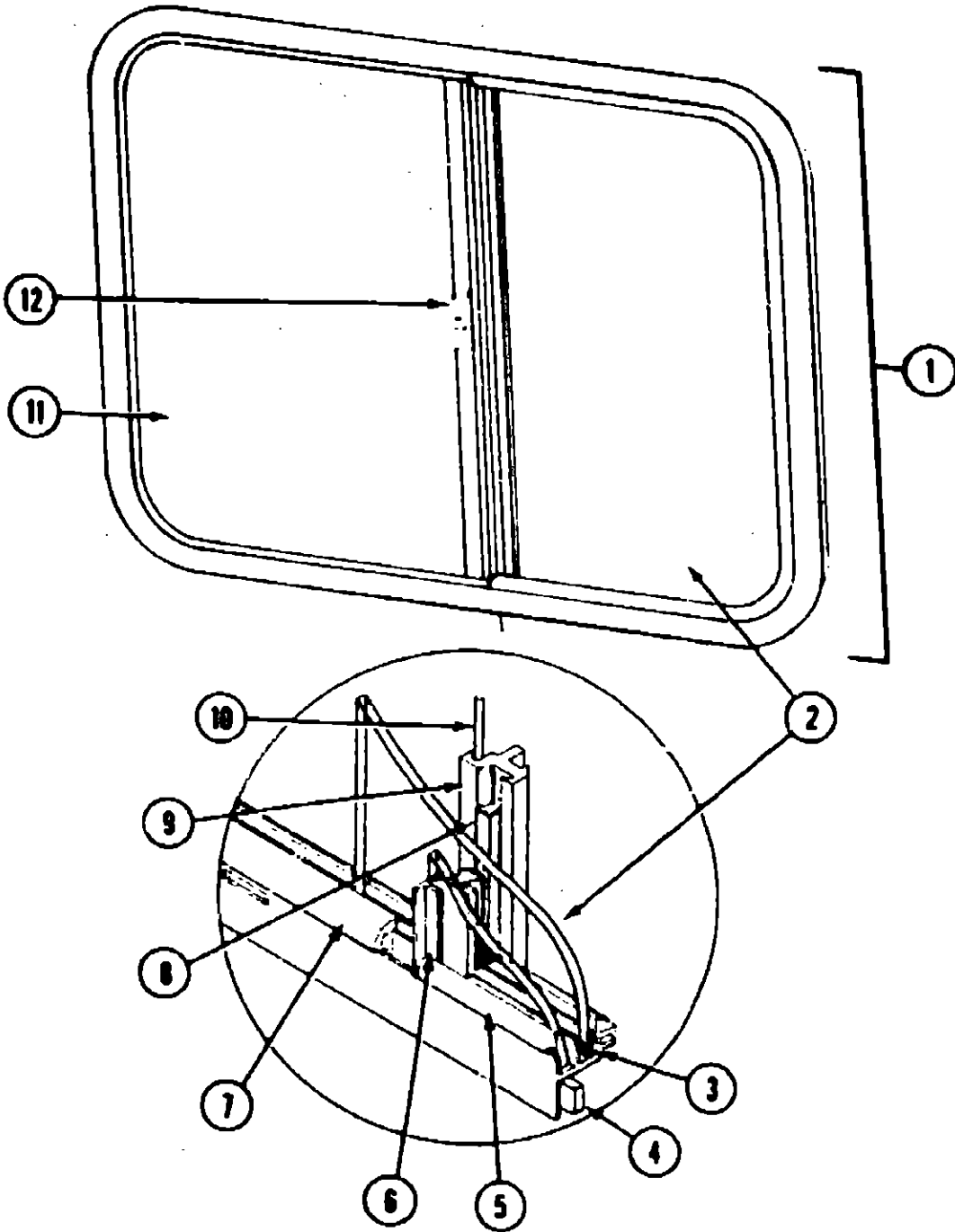
These windows were used after 10/2/80.

1980 WINNEBAGO TABLE OF CONTENTS

INTRODUCTION	A-01 - A-02
ABBREVIATIONS	A-03
ALPHABETICAL/GROUP REFERENCE	A-04 - A-08
WF327RT	A-07 - D-20
WF327RB	D-21 - G-14
WC/FJ21RG	G-15 - J-20

1980 WF327RT INDEX

Floor Plan	A-07 - A-08
Accessories Group	A-09 - A-12
Bath Group	A-13 - A-14
Bedroom Group	A-15 - A-16
Chassis Group	A-19 - A-22
Curtain, Cushion & Pad Group	A-23 - B-10
Dinette Group	B-11 - B-12
Driver's Compartment Group	B-13 - B-16
Electrical Group	B-17 - B-19
Exterior Body Group	B-20 - B-24
Galley Group	C-01 - C-04
Heating & Air Conditioning Group	C-05 - C-08
Interior Finish Group	C-07 - C-09
Labels Group	C-10 - C-17
LP Group	C-18
Lounge Group	C-19
Sealants & Fasteners Group	C-20 - C-21
Water & Sewage Group	C-22 - C-24
Window, Vent & Exterior Door Group	D-01 - D-19



BEDROOM SINGLE SLIDER

Key	Part Number	U/M	Description
1	078288-10-X11	EA	Window Asm. - Single Slider - 24.3" x 41.1" (w/o inside frame)
1	078288-09-X11	EA	Window Asm. - Single Slider - 24.3" x 41.1" (w/o inside frame)
	083122-24-000	EA	Inside Frame - Beige (not included in assembly)
2	081980-09-000	EA	Glass - Sliding - 1/8" x 24" x 20"
3	002324-02-000	FT	Channel - Weatherstrip - Glass Run - 1/8" Glass
4	088840-08-000	FT	Ribbon Sealer - 7/16" Bond x 15'
5	002309-C2-000	FT	Spline - Glass - 1/8" Material - Black
6	M08888-03-003	EA	Seal Holder w/Fin Seal - Black
7	088888-03-001	FT	Extr. Rubber - Window Seal - Black
8	073740-01-000	FT	Seal - Fin - Pile - .480"
9	084170-02-000	EA	Mullion - Slider Window - Black
10	002298-02-000	FT	Spline - .130" Dia. - Charcoal (Screen)
11	081984-08-000	EA	Glass - Stationary - 1/8" x 24" x 22.5"
12	047388-01-700	EA	Latch Kit - Window - Plastic w/Fastener
	078204-01-000	EA	Bracket - Mullion - Black
	002292-02-000	SF	Screen - Window 20" - Charcoal
	002328-01-000	EA	Block - Window - 1/8" x 3/16" x 1"
	023320-01-000	EA	Pad - Felt - 3/8" Dia. - Brown
	024088-02-000	FT	Seal - Exterior Glass to Frame - Black

LOUNGE SINGLE SLIDER WINDOW (EXCEL)

Key	Part Number	U/M	Description
	088847-05-706	EA	Window - Single Slider (w/o inside frame)
	088847-05-706	EA	Inside Frame (not included in assembly)
	088844-01-701	EA	Splice Plate - Window
	088844-01-702	EA	Screw - Splice
	088844-01-703	EA	Screw - Locking Rail
	088847-05-700	EA	Glass - Stationary - 19.3" x 22.7"
	088844-01-705	FT	Glazing Strip
	088844-01-706	FT	Weatherstripping
	088847-05-701	EA	Rail - Locking w/Weatherstrip
	088844-01-708	FT	Channel - Pierced Run
	088844-01-700	EA	Latch - Repair Kit
	088847-05-702	EA	Sash Asm. w/Sliding Glass & Latch
	088844-01-710	FT	Track - Screen Spacer (12" Length)
	088847-05-704	EA	Screen Asm. - w/Spring & Weatherstrip
	088844-01-711	FT	Weatherstrip - Screen - Black
	088847-05-703	EA	Screen w/Weatherstrip & Frame Spring (Clip)
	088844-01-713	EA	Spring - Screen Frame (Clip) - Plastic - Black
	078844-01-718	FT	Plug - Filler

1990 WINNEBAGO
TABLE OF CONTENTS

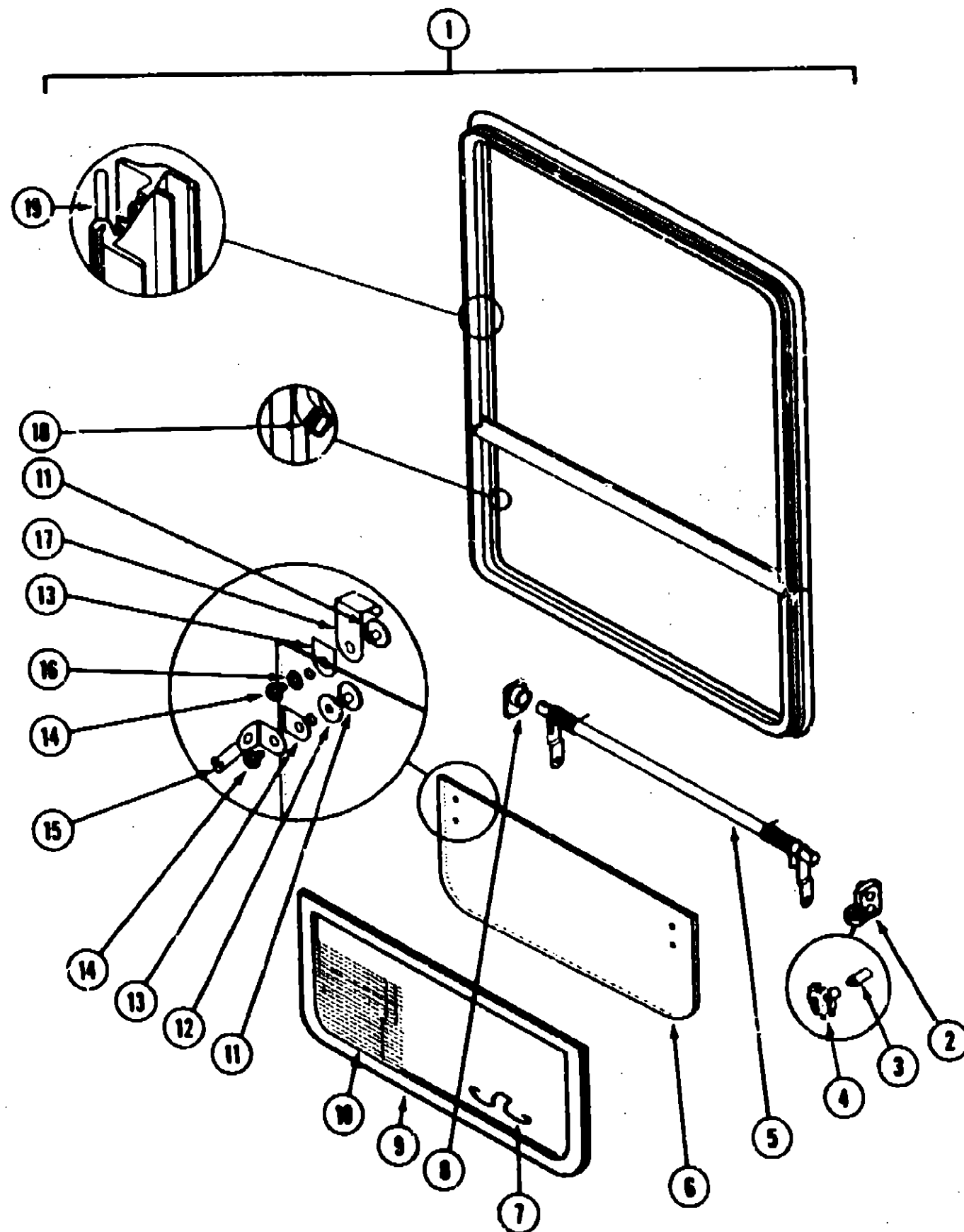
INTRODUCTION	A-01 - A-02
ABBREVIATIONS	A-03
ALPHABETICAL/GROUP REFERENCE	A-04 - A-08
WF327RT	A-07 - D-30
WF327RB	D-21 - G-14
WC/F321R0	G-15 - J-30

1990 WF327RT INDEX

Floor Plan	A-07 - A-08
Accessories Group	A-09 - A-12
Bath Group	A-13 - A-14
Bedroom Group	A-15 - A-18
Chassis Group	A-19 - A-22
Curtain, Cushion & Pad Group	A-23 - B-10
Dinette Group	B-11 - B-12
Driver's Compartment Group	B-13 - B-16
Electrical Group	B-17 - B-19
Exterior Body Group	B-20 - B-24
Galley Group	C-01 - C-04
Heating & Air Conditioning Group	C-05 - C-08
Interior Finish Group	C-07 - C-08
Labels Group	C-16 - C-17
LP Group	C-18
Lounge Group	C-19
Sealants & Fasteners Group	C-20 - C-21
Water & Sewage Group	C-22 - C-24
Window, Vent & Exterior Door Group	D-01 - D-18

WINDOW, VENT & EXTERIOR DOOR GROUP (CONTINUED)

WINDOW, VENT & EXTERIOR DOOR GROUP (CONTINUED)



Key	Part Number	U/M	Description
1	082235-07-Y12	EA	Window Asm. - Single Tipout (w/o inside frame)
	080883-11-01A	EA	Inside Frame (not included w/Window Assembly)
2	035302-02-000	EA	Operator Drive
3	080025-71-000	EA	Extension - Window Knob (not included w/Window Assembly)
4	067052-02-000	EA	Window Knob - Beige (not included w/Window Assembly)
	088371-01-000	EA	Screw - Window Knob (not included w/Window Assembly)
4	101250-01-01A	EA	Window Knob - Brass (not included w/Window Assembly)
	101288-01-01A	EA	Screw - Window Knob - Brass (not included w/Window Assembly)
5	080918-01-000	EA	Spring - Torque Tube - Left
	080918-02-000	EA	Spring - Torque Tube - Right
5	083150-12-000	EA	Torque Tube Asm. w/Spring
6	084088-19-000	EA	Glass - 1/8" x 1/8" x 9.2" x 40"
7	100168-01-000	EA	Screen Clip
8	061364-01-000	EA	Torque Tube Sleeve
9	100235-04-Y12	EA	Screen Asm.
10	080218-03-000	SF	Window Screen - 12"
	100246-01-000	FT	Window Screen Spine
11	086782-01-000	EA	Window T-Nut
12	088327-03-000	EA	Seal - Rubber
13	084473-01-000	EA	Seal - Rubber
14	086783-01-000	EA	Screw - #10 - 32 x 1/4" PTH
15	087578-01-000	EA	Connecting Rod A.L.T.
	081648-01-000	EA	Snap Ring Clip
16	084453-02-000	EA	Plastic Washer - .06 x .50 x .25
17	088813-01-000	EA	Hinge
18	084067-01-000	FT	Seal - Sponge Rubber
19	088540-05-000	FT	Ribbon Sealer (not included w/Window Assembly)

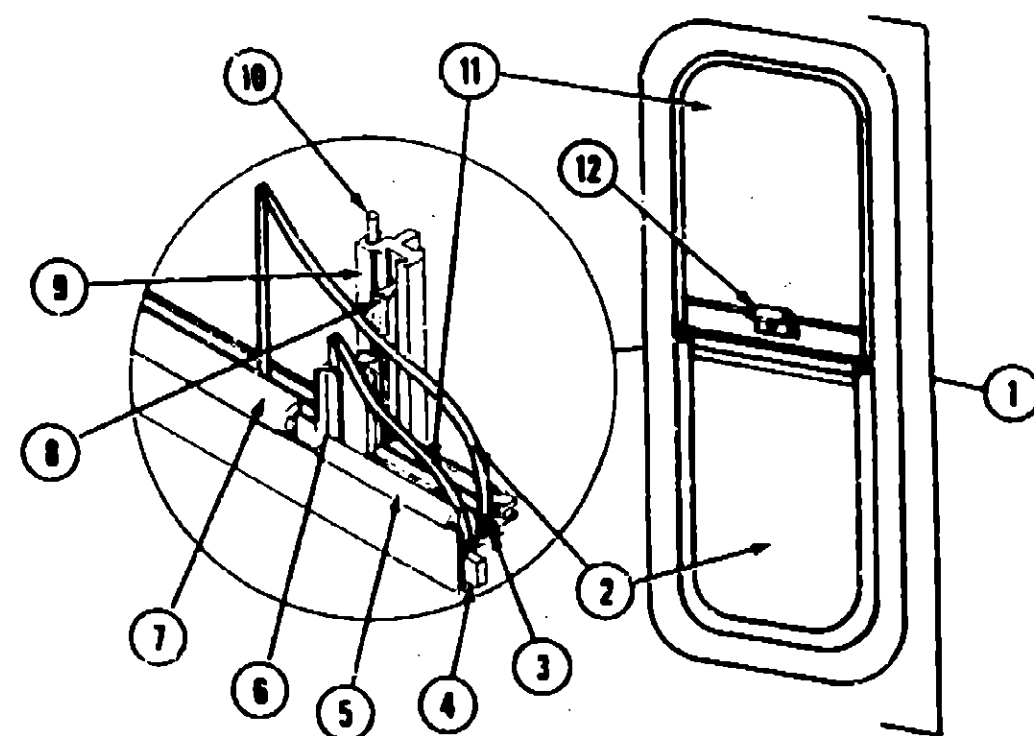
1990 WINNEBAGO TABLE OF CONTENTS

INTRODUCTION	A-01 - A-02
ABBREVIATIONS	A-03
ALPHABETICAL/GROUP REFERENCE	A-04 - A-22
WF327RT	A-07 - D-20
WF327RB	D-21 - G-14
WC/F321RG	G-15 - J-20

1990 WF327RT INDEX

Floor Plan	A-07 - A-08
Accessories Group	A-09 - A-12
Bath Group	A-13 - A-14
Bedroom Group	A-15 - A-18
Chassis Group	A-19 - A-22
Curtain, Cushion & Pad Group	A-23 - B-10
Dinette Group	B-11 - B-12
Driver's Compartment Group	B-13 - B-16
Electrical Group	B-17 - B-19
Exterior Body Group	B-20 - B-24
Galley Group	C-01 - C-04
Heating & Air Conditioning Group	C-05 - C-08
Interior Finish Group	C-09 - C-17
Labels Group	C-18
LP Group	C-19
Lounge Group	C-20 - C-21
Sealants & Fasteners Group	C-22 - C-24
Water & Sewage Group	D-01 - D-10
Window, Vent & Exterior Door Group	

WINDOW, VENT & EXTERIOR DOOR GROUP (CONTINUED)



BATH VERTICAL SLIDER WINDOW

Key	Part Number	U/M	Description
1	078453-02-U25	EA	Window Arm - Vertical Slider - 37" x 15" - Black (w/o inside frame)
	083122-03-000	EA	Inside Frame - Beige (not included in assembly)
2	081881-01-000	EA	Glass - Slider - 1/8" x 17.5" x 12.6"
3	002324-02-000	FT	Channel - Weatherstrip - Glass Run - 1/8" Glass
4	088640-08-000	FT	Ribbon Sealer - 5/16" Bead x 15'
5	002308-02-000	FT	Spline - Glass - 1/8" Material - Black
6	M18025-04-000	EA	Seal Holder w/Fin Seal - Black
7	057374-02-000	FT	Extr. Ribbon - Window Seal - Black
8	073740-01-000	FT	Seal - Fin - Pile - .460"
9	084170-08-000	EA	Mullion - Slider Window - Black
10	002256-02-000	FT	Spline - .130" Dia. - Charcoal (Screen)
11	081884-04-000	EA	Glass - Stationary - 1/8" x 11.5" x 17.5"
12	047388-01-700	EA	Latch Kit - Window - Plastic w/Fastener
	078204-01-000	EA	Bracket - Mullion - Black
	002292-02-000	SF	Screen - Window - 20" - Charcoal

WINDOW, VENT & EXTERIOR DOOR GROUP (CONTINUED)

GALLEY/BATH SINGLE SLIDER (EXCEL)

Key	Part Number	U/M	Description
	088644-01-715	EA	Window Arm - 22" x 15" (w/o inside frame)
	088644-01-714	EA	Inside Frame (not included in assembly)
	088644-01-701	EA	Splice Plate - Window
	088644-01-702	EA	Screw - Splice - #6 - 32 x 1/4" Pan Head
	088644-01-703	EA	Screw - Locking Rail - #6 x 15 Pro Head Recess - Black
	088644-01-704	EA	Glass - Stationary - 10.03" x 13.77"
	088644-01-705	FT	Glazing Strip
	088644-01-706	FT	Weatherstrip
	088644-01-707	EA	Rail - Locking w/Weatherstrip
	088644-01-708	FT	Channel - Pierced Run
	088644-01-700	EA	Latch - Repair Kit
	088644-01-709	EA	Sash w/Latch & Sliding Glass
	088644-01-710	FT	Track - Screen Spacer - 12' Length
	088644-01-711	FT	Weatherstrip - Screen - Black
	088644-01-712	EA	Screen w/Weatherstrip & Frame Spring (Clip)
	088644-01-713	EA	Spring - Screen Frame (Clip) - Plastic - Black
	088644-01-716	EA	Plug - Fills

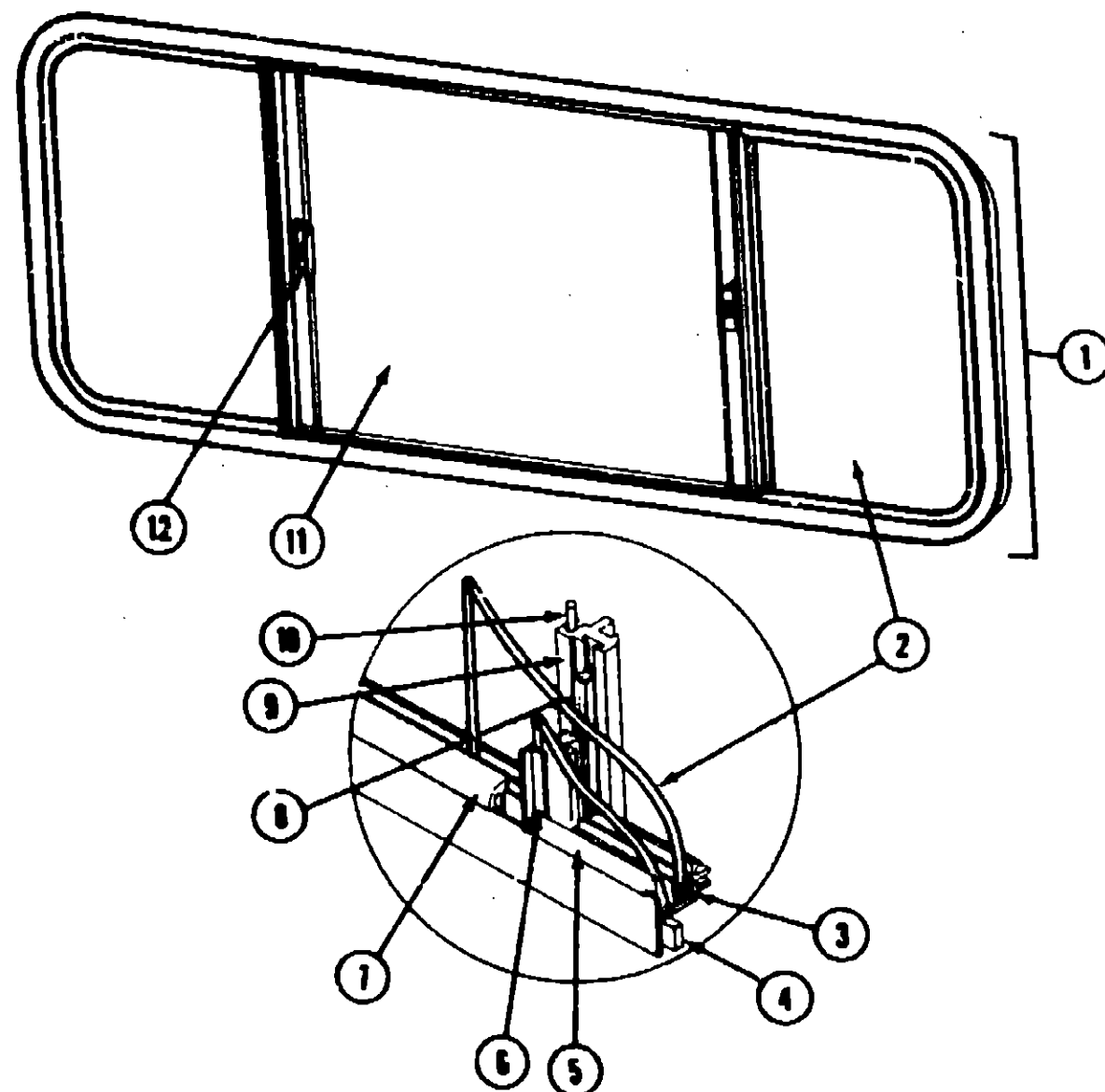
This window was used after 10/2/89.

1990 WINNEBAGO TABLE OF CONTENTS

INTRODUCTION	A-01 - A-02
ABBREVIATIONS	A-03
ALPHABETICAL/GROUP REFERENCE	A-04 - A-36
WF327RT	A-07 - D-20
WF327RB	D-21 - G-14
WC/F321RG	G-15 - J-20

1990 WF327RT INDEX

Floor Plan	A-07 - A-08
Accessories Group	A-09 - A-12
Bath Group	A-13 - A-14
Bedroom Group	A-15 - A-18
Chassis Group	A-19 - A-22
Curtain, Cushion & Pad Group	A-23 - B-10
Dinette Group	B-11 - B-12
Driver's Compartment Group	B-13 - B-16
Electrical Group	B-17 - B-19
Exterior Body Group	B-20 - B-24
Galley Group	C-01 - C-04
Heating & Air Conditioning Group	C-05 - C-08
Interior Finish Group	C-07 - C-09
Labels Group	C-10 - C-17
LP Group	C-18
Lounge Group	C-19
Sealants & Fasteners Group	C-20 - C-21
Water & Sewage Group	C-22 - C-24
Window, Vent & Exterior Door Group	D-01 - D-19



DINETTE CENTER SLIDER WINDOW

Key	Part Number	U/M	Description
1	076271-03-X11	EA	Window Arm - Center Slider - 31" x 54" (w/o inside frame)
	083122-28-000	EA	Inside Frame - Center Slider - Beige (Not included in assembly)
2	086727-04-000	EA	Glass - Sliding - 30.7" x 18.5" x 1/8"
3	002334-02-000	FT	Channel Weatherstrip - Glass
4	088640-08-000	FT	Sealer Ribbon - 5/16" Broad x 15'
5	002308-02-000	FT	Spline - Glass - 1/8" - Black
6	087186-03-001	EA	Seal Holder - 1/8" Glass - Black
7	024088-02-000	FT	Vinyl Window Seal - Black
8	073740-01-000	FT	Fin Seal - .490 Pile
9	083828-02-001	EA	Mullion - Slider Window - Black
	002283-02-000	SF	Screen - Window - 28" Charcoal
10	002288-02-000	FT	Spline - .130" Dia. - Charcoal (Screen)
11	081884-11-000	EA	Glass - Stationary - 30.74" x 18.5" x 1/8"
12	047388-01-700	EA	Latch Kit - Window - Plastic w/Fastener
	081377-01-000	EA	Adhesive - Cyanoacrylate
	002328-01-000	EA	Block - Window - 1/8" x 3/16" x 1"

DINETTE SINGLE SLIDING WINDOW (EXCEL)

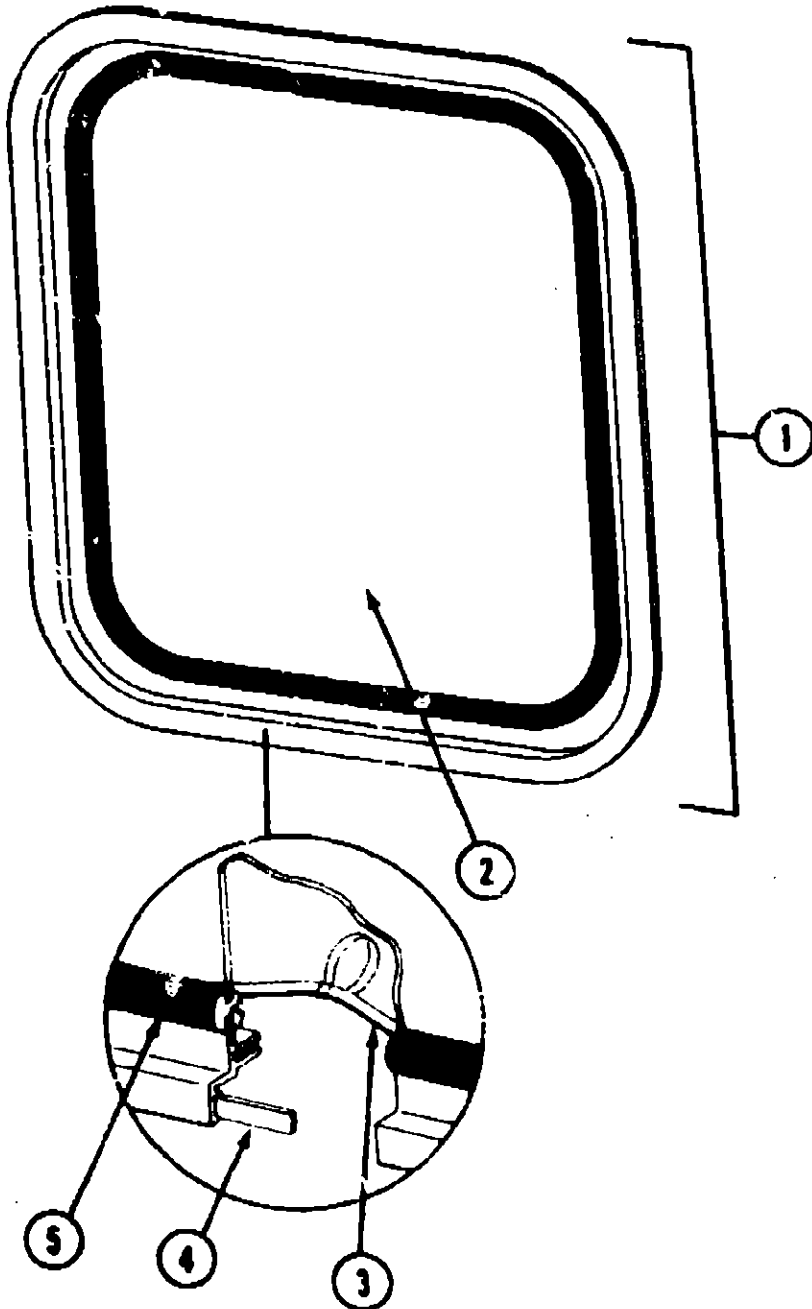
Key	Part Number	U/M	Description
	088647-04-700	EA	Window Arm - Single Slider (w/o inside frame)
	088647-03-705	EA	Inside Frame (not included in assembly)
	088644-01-701	EA	Splice Plate - Window
	088644-01-702	EA	Screw - Splice - #6 - 32 x 1/4" Pan Head
	088644-01-703	EA	Screw - Locking Rail - #6 x 15 Pro-Head Recess - Black
	088647-03-700	EA	Glass - Stationary - 28.03" x 28.77"
	088644-01-708	FT	Weatherstrip
	088647-03-701	EA	Locking Rail w/Weatherstrip
	088644-01-708	FT	Channel - Pierced Run
	088644-01-705	FT	Glazing Strip
	088644-01-700	EA	Latch - Repair Kit
	088647-03-703	EA	Seal Arm
	088647-03-703	EA	Spacer - Track
	088647-03-704	EA	Screen Arm - w/Spring & Weatherstrip
	088644-01-711	FT	Weatherstrip - Screen - Black
	088647-01-708	EA	Screen - Window w/Spring & Seal
	088644-01-713	EA	Spring - Screen Frame (Clip) Plastic - Black
	088644-01-716	FT	Plug - Filter

1990 WINNEBAGO TABLE OF CONTENTS

INTRODUCTION	A-01 - A-02
ABBREVIATIONS	A-03
ALPHABETICAL/GROUP REFERENCE	A-04 - A-08
WF327RT	A-07 - D-20
WF327RB	D-21 - G-14
WCF321RG	G-15 - J-20

1990 WF327RT INDEX

Floor Plan	A-07 - A-08
Accessories Group	A-09 - A-12
Bath Group	A-13 - A-14
Bedroom Group	A-15 - A-18
Cheese Group	A-19 - A-22
Curtain, Cushion & Pad Group	A-23 - B-10
Dinette Group	B-11 - B-12
Driver's Compartment Group	B-13 - B-16
Electrical Group	B-17 - B-19
Exterior Body Group	B-20 - B-24
Galley Group	C-01 - C-04
Heating & Air Conditioning Group	C-05 - C-08
Interior Finish Group	C-09 - C-17
Labels Group	C-10 - C-17
LP Group	C-18
Lounge Group	C-19
Sealants & Fasteners Group	C-20 - C-21
Water & Sewage Group	C-22 - C-24
Window, Vent & Exterior Door Group	D-01 - D-19

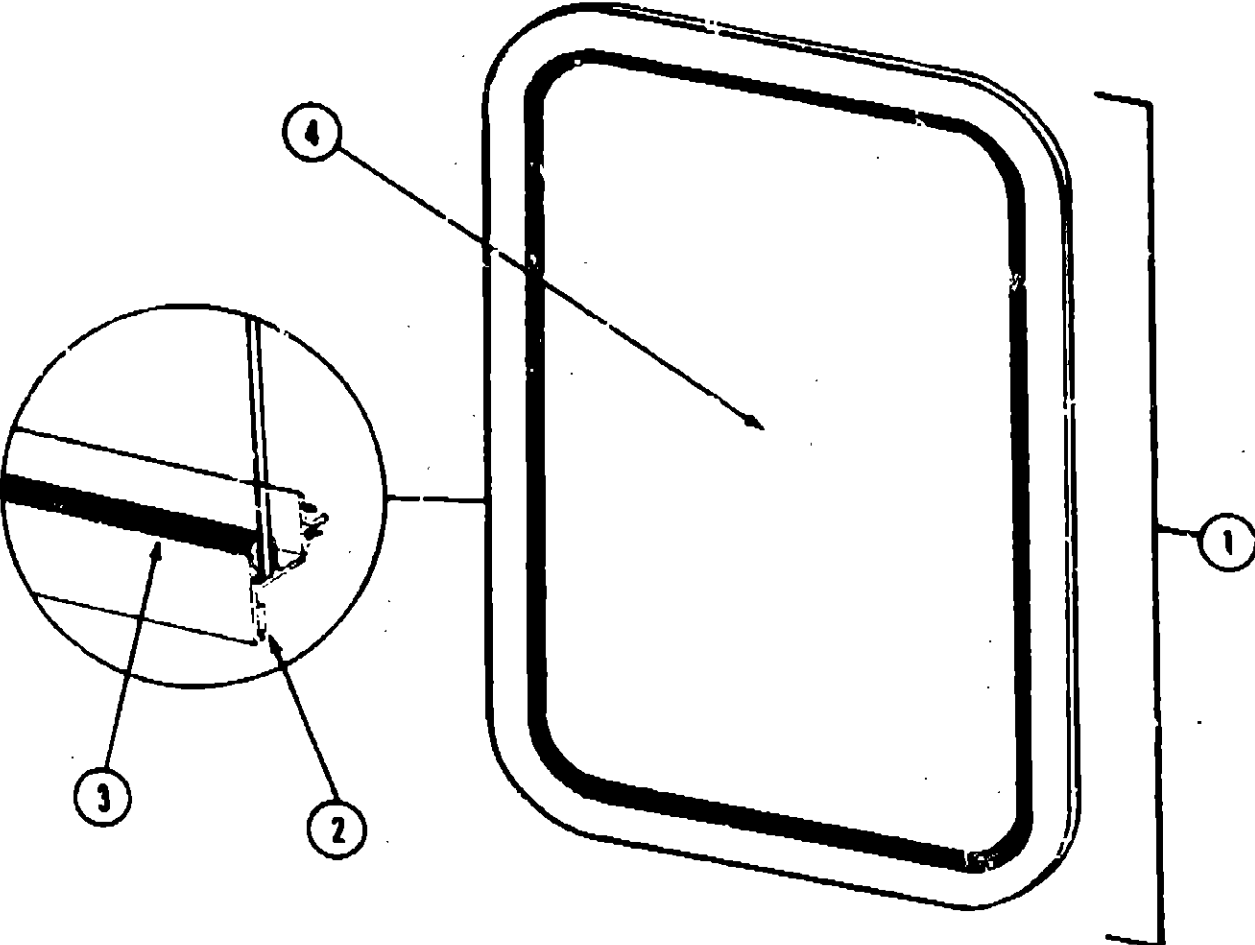


ESCAPE WINDOW

Key	Part Number	U/M	Description
1	079729-02-T03	EA	Window Asm. - Rear Escape - 24" x 22" - Black (w/o inside frame)
1	079729-03-W17	EA	Window Asm. - Rear Escape - 24" x 22" - Black (w/o inside frame)
	020748-08-000	EA	Inside Frame - Black (not included in assembly)
	020748-07-000	EA	Inside Frame - Beige (not included in assembly)
2	041382-03-000	EA	Glass - 1/8" x 21.6" x 19.6"
3	002285-01-000	FT	Filler - Weatherstrip - Black
4	000840-07-000	FT	Ribbon Sealer - 5/16" Bead x 15'
5	002282-01-000	FT	Weatherstrip - 1.25" Window
	087561-01-000	FT	Seal - Exterior Window - Black Vinyl

ESCAPE WINDOW (OPTION L46L)

Key	Part Number	U/M	Description
1	079638-01-T03	EA	Window Asm. - Escape - 23" x 28" (w/o inside frame)
	043027-12-000	EA	Inside Frame - Black (not included in assembly)
	043027-05-000	EA	Inside Frame - Beige (not included in assembly)
2	002178-01-000	EA	Glass - 19.6" x 24.8"
3	002285-01-000	FT	Filler - Weatherstrip - Black
4	000840-05-000	FT	Ribbon Sealer - 5/16" Bead x 15'
5	002282-01-000	FT	Weatherstrip - 1.25" Window



GALLEY PICTURE WINDOW

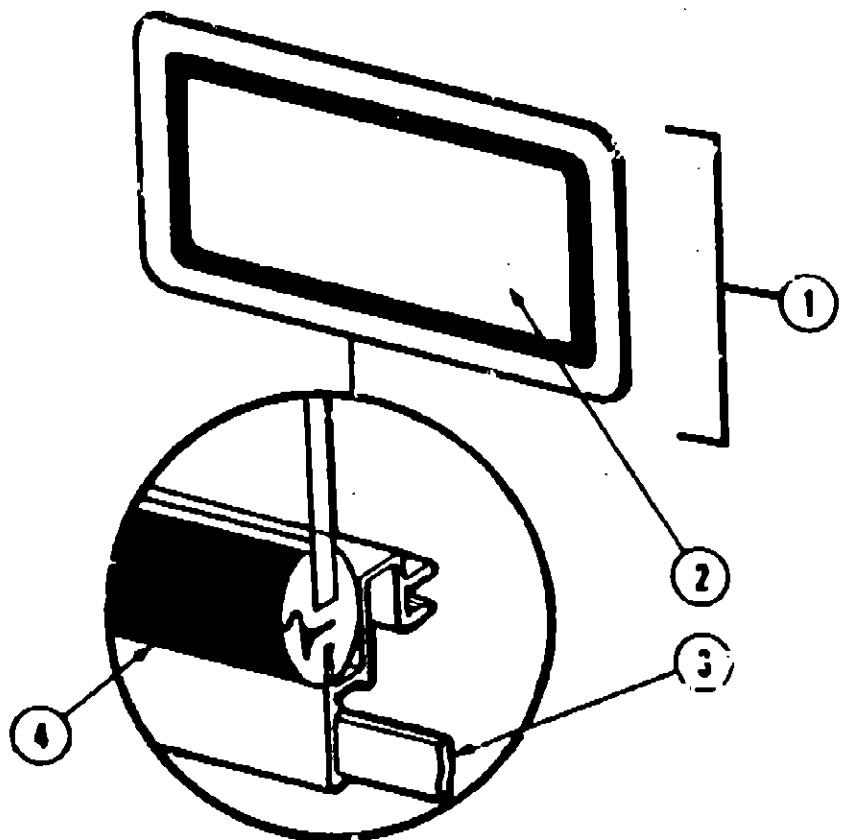
Key	Part Number	U/M	Description
1	079733-01-T03	EA	Window Asm. - Picture - 23" x 13" (w/o inside frame)
	041696-15-000	EA	Inside Frame - Beige (not included in assembly)
2	002181-01-000	EA	Glass - Picture Window - 22" x 12" - Gray
3	000840-06-000	FT	Ribbon Sealer - 5/16" Bead x 15'
4	087561-01-000	FT	Seal - Exterior - Black Vinyl

1990 WINNEBAGO
TABLE OF CONTENTS

INTRODUCTION	A-01 - A-02
ABBREVIATIONS	A-03
ALPHABETICAL/GROUP REFERENCE	A-04 - A-08
WF327RT	A-07 - D-20
WF327RB	D-21 - G-14
WC/F321RG	G-15 - J-20

1990 WF327RT INDEX

Floor Plan	A-07 - A-08
Accessories Group	A-09 - A-12
Bath Group	A-13 - A-14
Bedroom Group	A-15 - A-18
Chassis Group	A-19 - A-22
Curtain, Cushion & Pad Group	A-23 - B-10
Dinette Group	B-11 - B-12
Driver's Compartment Group	B-13 - B-16
Electrical Group	B-17 - B-19
Exterior Body Group	B-20 - B-24
Galley Group	C-01 - C-04
Heating & Air Conditioning Group	C-05 - C-08
Interior Finish Group	C-07 - C-09
Labels Group	C-10 - C-17
LP Group	C-18
Lounge Group	C-19
Sealants & Fasteners Group	C-20 - C-21
Water & Sewage Group	C-22 - C-24
Window, Vent & Exterior Door Group	D-01 - D-19



FRONT PICTURE WINDOW

Key	Part Number	U/M	Description
1	078533-08-AA3	EA	Window Asm. - Front Picture - 14" x 24" - Black (w/o inside frame)
	041838-10-000	EA	Inside Frame - Beige (not included in assembly)
	041838-12-000	EA	Inside Frame - Black (not included in assembly)
2	002200-07-000	EA	Glass - Tempered - Picture Window - 15.3" x 32.5"
3	088840-06-000	FT	Ribbon Sealer - 5/16" Bead x 15'
4	002281-01-000	EA	Weatherstrip - Self Seal - .08" Panel x 3/16" - Black
* These parts were used from 10/2/89 on.			

1990 WINNEBAGO
TABLE OF CONTENTS

INTRODUCTION	A-01 - A-02
ABBREVIATIONS	A-03
ALPHABETICAL/GROUP REFERENCE	A-04 - A-08
WF327RT	A-07 - D-20
WF327R9	D-21 - G-14
WC/F321RG	G-15 - J-20

1990 WF327RT INDEX

Floor Plan	A-07 - A-08
Accessories Group	A-09 - A-12
Bath Group	A-13 - A-14
Bedroom Group	A-15 - A-18
Chassis Group	A-19 - A-22
Curtain, Cushion & Pad Group	A-23 - B-10
Dinette Group	B-11 - B-12
Driver's Compartment Group	B-13 - B-16
Electrical Group	B-17 - B-19
Exterior Body Group	B-20 - B-24
Galley Group	C-01 - C-04
Heating & Air Conditioning Group	C-05 - C-08
Interior Finish Group	C-07 - C-09
Labels Group	C-10 - C-17
LP Group	C-18
Lounge Group	C-19
Sealants & Fasteners Group	C-20 - C-21
Water & Sewage Group	C-22 - C-24
Window, Vent & Exterior Door Group	D-01 - D-19