


1990 WCN33RQ

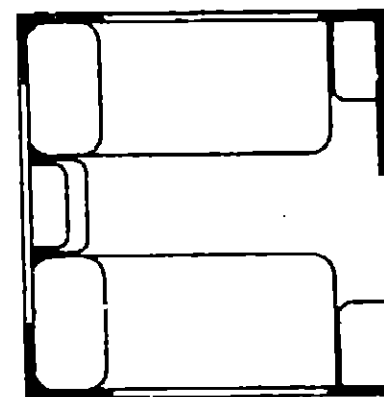



1990 WINNEBAGO TABLE OF CONTENTS

INTRODUCTION	A-01 -	A-02
ABBREVIATIONS		A-03
ALPHABETICAL INDEX	A-04 -	A-06
WCN31RQ	A-07 -	F-12
WCN33RQ	F-13 -	K-18

1990 WCN33RQ INDEX

FLOOR PLAN	F-13 -	F-14
ACCESSORIES	F-15 -	G-02
BATH	G-03 -	G-06
BEDROOM	G-07 -	G-10
CHASSIS	G-11 -	G-20
C C & PAD	G-21 -	H-04
DINETTE	H-05 -	H-08
DRIVERS	H-09 -	H-12
ELECTRICAL	H-13 -	H-20
EXTERIOR BODY	H-21 -	I-08
GALLEY	I-09 -	I-14
HEATING & A/C	I-15 -	I-18
INTERIOR FINISH	I-19 -	I-23
LABEL	I-24 -	J-08
LP		J-09
LOUNGE	J-10 -	J-11
SEALANTS & FASTENERS	J-12 -	J-14
WATER & SEWAGE	J-15 -	J-19
WINDOW, VENT AND EXTERIOR DOOR	J-20 -	K-18



ACCESSORIES GROUP

POWER MIRROR OPTION L22F

KEY PART NUMBER	U/M	DESCRIPTION
022880-01-000	EA	WIRE-IP, REMOTE MIRROR
086259-04-000	EA	MIRROR-REMOTE HEAT, WARM & MIRRORS - PRE-WIRED - PASSENGER
086259-04-700	EA	GLASS-CONVEX-STA-HTD-RH
086259-04-701	EA	GLASS-FLAT-HTD-RH-W/STA.CON
086259-05-000	EA	MIRROR-REMOTE HEAT, W/ARM & MIRRORS - PRE-WIRED - DRIVER
086259-05-700	EA	GLASS-CONVEX-STA-HTD-LH
086259-05-701	EA	GLASS-FLAT-HTD-LH-W/STA.CON
086260-01-000	EA	MIRROR-W/CONVEX, PASSENGER
086260-01-700	EA	GLASS ONLY CONVEX PASSENGER
086260-01-701	EA	GLASS ONLY FLAT PASSENGER
086260-02-000	EA	MIRROR-W/CONVEX, DRIVER
086260-02-700	EA	GLASS ONLY CONVEX DRIVER
086260-02-701	EA	GLASS ONLY FLAT DRIVER
086260-03-000	EA	ACCESSORY KIT-MIRROR, EXTENSION

REAR VIEW TELEVISION OPTION

KEY PART NUMBER	U/M	DESCRIPTION
093040-01-000	EA	TELEVISION SYSTEM-REAR VIEW, SONY FROM: 00-00-00 THRU: 01-06-91
093040-04-000	EA	TELEVISION SYSTEM-REAR VIEW FROM: 01-07-91 THRU: 99-99-99
093041-01-000	EA	CABLE-MONITOR/CAMERA, INTERNAL USE
093041-02-000	EA	CABLE-MONITOR/CAMERA, EXTERNAL USE
093071-01-000	FT	TAPE-BONDING, DOUBLE SIDED - 1/64" X 2"
092881-01-000	EA	WIRE-INSTRUMENT PANEL, REAR MONITOR - CHEVY
062037-01-000	EA	HOUSING-AUTO FUSE, NATURAL - CHEVY
094001-01-000	EA	CLAMP-CAMERA
099325-01-000	EA	BRACKET-CAMERA, ADJUSTABLE
090663-01-000	EA	HINGE-CONTINUOUS, 1 1/2" X 72"
088474-09-000	EA	HOUSING-SOCKET - FORD
088476-01-000	EA	SOCKET-CONNECTOR - FORD
093221-01-000	EA	LENS-REAR, MONITOR SHROUD FROM: 00-00-00 THRU: 12-31-89
099288-01-000	EA	LENS-REAR, MONITOR SHROUD FROM: 01-01-90 THRU: 99-99-99
093957-01-01A	EA	SHROUD-TV, BEIGE FROM: 00-00-00 THRU: 12-31-89
093957-02-01A	EA	SHROUD-TV, BEIGE FROM: 01-01-90 THRU: 05-02-90
096717-01-000	EA	WIRE ASM-REAR MONITOR, UPPER
099305-01-000	EA	SPRING-COMPRESSION FROM: 01-01-90 THRU: 99-99-99
096719-01-000	EA	WIRE ASM-BACKUP LAMP, GM
100319-01-000	EA	RETAINER-LENS, CAMERA

STANDARD RADIO COMPONENTS

KEY PART NUMBER	U/M	DESCRIPTION
074979-01-000	EA	COVER-SPEAKER, 8" X 9" - BEIGE FROM: 00-00-00 THRU: 09-03-90
074979-09-000	EA	COVER-SPEAKER, 8" X 9" - LIGHT OAK FROM: 09-04-90 THRU: 99-99-99
097460-01-000	EA	RADIO-AM/FM STEREO/CASSETTE, SONY XR-300 REPLACED BY 097460-02-000 FROM: 00-00-00 THRU: 07-22-90
097460-02-000	EA	RADIO-AM/FM STEREO/CASSETTE, SONY XR-4147 THIS RADIO REPLACES THE SONY XR-300 RADIO FROM: 07-23-90 THRU: 99-99-99
097620-03-000	EA	MOUNTING KIT-RADIO, SONY
100014-01-000	EA	BRACKET-RADIO, SONY

AM/FM/CASSETTE RADIO - ELECTRONIC TUNE

KEY PART NUMBER	U/M	DESCRIPTION
073741-03-000	EA	SPEAKER-RADIO, OVAL - AUDIOVOX 110-2074 - 4" X 6"
073741-04-000	EA	GRILLE-SPEAKER, OVAL - 4" X 6" - BLACK
097459-01-000	EA	RADIO-AM/FM STEREO, CASSETTE - AUDIOVOX WM-DXA
099998-01-000	EA	BRACKET-RADIO, AUDIOVOX
097621-01-000	EA	MOUNTING KIT-RADIO, AUDIOVOX WMK-AB01 - CHEVY

ACCESSORIES GROUP (CONTINUED)

REAR STEREO

KEY PART NUMBER	U/M	DESCRIPTION
090862-01-000	EA	BRACKET-HAT, ANTENNA
090944-01-000	EA	ANTENNA-RADIO, 16" RUBBER
089340-01-000	EA	GRILLE-SPEAKER, 6.5" SQUARE FROM: 00-00-00 THRU: 09-09-90
089340-02-000	EA	GRILLE-SPEAKER 6.5" SQUARE FROM: 09-10-90 THRU: 99-99-99
097153-01-000	EA	RADIO-AM/FM STEREO, CASSETTE FROM: 00-00-00 THRU: 12-09-90
103698-01-000	EA	RADIO-AM/FM STEREO CASSETTE FROM: 12-10-90 THRU: 03-15-91
094097-01-000	EA	SPEAKER-5.25 DIA W/O GRILLE

VACUUM CLEANER OPTION L22T

KEY PART NUMBER	U/M	DESCRIPTION
092304-01-000	EA	VACUUM CLEANER - #HP-19-1 DELUXE
092304-01-700	EA	BAGS-VACUUM CLEANER, 6 IN BAG - #HP-4908
092304-02-000	EA	TOOLS-CLEANING SET, VACUUM CLEANER - #HP-6346
092304-02-700	EA	BRUSH-HAND POWER, VACUUM CLEANER - #HP-6970
092304-02-701	EA	DUSTING TOOL-VACUUM CLEANER, #HP-1142
092304-02-702	EA	RUG TOOL-VACUUM CLEANER, #HP-4982
092304-02-703	EA	CREVICE TOOL-VACUUM CLEANER, #HP-1141
092304-02-704	EA	MOTOR-VACUUM CLEANER, #HP-5098
092304-02-705	EA	HOSE - VACUUM, 20'
092304-03-000	EA	DOOR ASM. - VACUUM W/WIRE

TV AND VCR SWITCHING SYSTEM

KEY PART NUMBER	U/M	DESCRIPTION
086757 01 000	EA	CONTROL CENTER-SWITCHING FROM: 00-00-00 THRU: 06-03-90
086757-02-000	EA	CONTROL CENTER-SWITCHING FROM: 06-04-90 THRU: 04-10-91
086757-03-000	EA	CONTROL CENTER-SWITCHING FROM: 04-11-91 THRU: 99-99-99
086777-03-000	EA	PLATE-WALL, ANTENNA/POWER, IVORY
076319-03-000	FT	CABLE-COAXIAL, 75 OHM
076319-12-000	EA	CONNECTOR-COAXIAL, ONE PIECE
076319-04-000	EA	CONNECTOR W/FERRULE
093214 01 01A	EA	GRILL-SPEAKER 4" BLACK FROM: 10-02-89 THRU: 10-29-89
093214 01 02A	EA	GRILL-SPEAKER 4" BROWN FROM: 10-30-89 THRU: 99-99-99
098446-01-000	EA	VCR-VHS-CABLE READY - REMOTE - MAGNAVOX VR9815 FROM: 00-00-00 THRU: 09-24-90
098446-01-700	EA	REMOTE F/MODEL #9815
098446-02-000	EA	VCR-VHS, CABLE READY - REMOTE - MAGNAVOX VR9912 FROM: 09-25-90 THRU: 99-99-99
098446-02-700	EA	REMOTE F/MODEL #9912
098446-03-000	EA	VCR - VHS, CABLE READY - REMOTE - MAGNAVOX, VR9010 FROM: 07-22-91 THRU: 99-99-99
098446-03-700	EA	REMOTE F/MODEL #9010
091258 03 000	EA	TV-13" COLOR FROM: 06-08-89 THRU: 10-01-89
059447 01 000	EA	TV-13" COLOR REMOTE U.S.A. MAGNAVOX FX4029WA FROM: 10-02-89 THRU: 06-23-91
098447-01-700	EA	REMOTE
098447 03 000	EA	TV-13" COLOR REMOTE U.S.A. MAGNAVOX RR1337W FROM: 06-24-91 THRU: 99-99-99
098447-03-700	EA	REMOTE - 08822337
098447-04-000	EA	TV-13", COLOR W/REMOTE - CANADIAN - MAGNAVOX RR1330W
098447-03-700	EA	REMOTE-TV, MAGNAVOX 0822337
098819-01-000	EA	SPEAKER-2 WATT, 8 OHM - 4"
099030-01-000	EA	WIRE-SPEAKER, TV
099637-01-000	EA	GROMMET
099717-02-000	EA	TIEDOWN, TV
076319-08-000	EA	WALLPLATE-TV RECEPTACLE - IVORY
086756-01-000	EA	SPLITTER-TV, 2 WAY
076319-03-000	FT	CABLE-COAXIAL, 75 OHM
076319-04-000	EA	CONNECTOR W/FERRULE
076319-12-000	EA	CONNECTOR-COAXIAL, ONE PIECE

1990 WINNEBAGO TABLE OF CONTENTS

INTRODUCTION	A-01 -	A-02
ABBREVIATIONS		A-03
ALPHABETICAL INDEX	A-04 -	A-06
WCN31RQ	A-07 -	F-12
WCN33RQ	F-13 -	K-18

1990 WCN33RQ INDEX

FLOOR PLAN	F-13 -	F-14
ACCESSORIES	F-15 -	G-02
BATH	G-03 -	G-06
BEDROOM	G-07 -	G-10
CHASSIS	G-11 -	G-20
C C & PAD	G-21 -	H-04
DINETTE	H-05 -	H-08
DRIVERS	H-09 -	H-12
ELECTRICAL	H-13 -	H-20
EXTERIOR BODY	H-21 -	I-06
GALLEY	I-09 -	I-14
HEATING & A/C	I-15 -	I-18
INTERIOR FINISH	I-19 -	I-23
LABEL	I-24 -	J-08
LP		J-09
LOUNGE	J-10 -	J-11
SEALANTS & FASTENERS	J-12 -	J-14
WATER & SEWAGE	J-15 -	J-19
WINDOW, VENT AND EXTERIOR DOOR	J-20 -	K-18

ACCESSORIES GROUP (CONTINUED)

FORD WHEEL COVERS

KEY PART NUMBER	U/M DESCRIPTION
098532-01-000	EA COVER-WHEEL, FORD - SET OF 4 - 16"
098532-01-701	EA COVER-WHEEL, FORD - 1 EACH ONLY - 16"
098532-01-700	EA COVER-LUG NUT, FORD - CHROME

STAINLESS STEEL WHEEL LINERS 19.5" - FORD

KEY PART NUMBER	U/M DESCRIPTION
091209-08-000	EA LINER-WHEEL, SET OF 4 - 19.5" - FORD
091209-08-700	EA FRONT SIMULATOR
091209-08-701	EA REAR SIMULATOR
091209-08-702	EA REAR AXLE COVER
091209-08-703	EA LUG NUT COVER
095012-03-000	EA EXTENSION-VALVE STEM, DUAL WHEEL

STAINLESS STEEL WHEEL LINERS OPTION LOCK-19.5" - CHEVY

KEY PART NUMBER	U/M DESCRIPTION
077030-02-000	EA EXTENSION-VALVE STEM, 1.25"
091209-01-000	EA LINER-WHEEL, SET OF 4 - 19.5" - GM - KAPER II
091209-01-700	EA SIMULATOR-FRONT WHEEL EA=1
091209-01-701	EA SIMULATOR-REAR WHEEL EA=1
091209-01-702	EA COVER-FRONT AXLE
091209-01-703	EA REAR AXLE COVER
091209-01-704	EA COVER-LUG NUT
095012-01-000	EA EXTENSION-VALVE STEM, DUAL WHEEL

WHEEL COVERS, CHEVY

KEY PART NUMBER	U/M DESCRIPTION
083181-03-700	EA COVER-WHEEL, 19.5 - 1 ONLY
083181-04-702	EA NUT-COVER F/19.5&16.5
083181-04-703	EA CAP CTR CHROME
083181-04-000	EA RETAINERS-WHEEL COVER - 19.5" - SET OF 4 FROM: 00-00-00 THRU: 04-02-89
083181-12-000	EA RETAINER-4/SET, 19.5" - CHEVY - DEL-MET FROM: 04-03-89 THRU: 99-99-99
083181-04-700	EA RETAINER F/19.5 FRONT(1)ONLY
083181-04-701	EA RETAINER F/19.5 REAR (1)ONLY
083181-12-700	EA RETAINER-CHEVY(1)ONLY, FRT.
083181-12-701	EA RETAINER-CHEVY (1)ONLY, REAR

TV ANTENNA

KEY PART NUMBER	U/M DESCRIPTION
076319-01-000	EA ANTENNA-TV, ROOF MOUNT - 44.5" MAST - RVA WC2
076319-01-700	EA HEAD-ANTENNA, AMPLIFIED
076319-01-701	EA GEAR-ELEVATING, PLASTIC
076319-01-702	EA SHAFT ASM-ELEVATING
076319-01-703	EA BEARING-NYLON, 5"OD
076319-01-704	EA BEARING-NYLON, 1.25"OD
076319-01-705	EA GROMMET-NYLON, 7/16"ID
076319-01-706	EA CRANK-ELEVATING, W/SET SCREW
076319-01-707	EA SPRING, HANDLE
076319-01-708	EA DECAL-CRANK
076319-01-709	EA DIRECTIONAL PLATE F/HEAD
076319-01-710	EA CRANK-ELEVATING(HALF MOON)
076319-06-000	EA ADAPTER-CABLE ROOF PLATE, WINEGARD RPJ-1
076319-11-000	EA ADAPTER-COAX WITH SPLITTER WINEGARD MSJ-6

AUXILIARY DEFROSTER FANS W/SWITCH

KEY PART NUMBER	U/M DESCRIPTION
097372-03-01A	EA SWITCH-ON-OFF-ON
000G39-08-24B	EA SCREW-SF/DR, 8-18 X 1 1/2 PPH ZN
036420-02-000	EA FAN-DEFROSTER, 2 SPEED - 6" DIAMETER

ACCESSORIES GROUP (CONTINUED)

MISCELLANEOUS COMPONENTS

KEY PART NUMBER	U/M DESCRIPTION
054185-35-000	EA MANUAL-OPERATORS, 1990 CHIEFTAIN
092318-01-000	EA BINDER-3 RING, MOTOR HOME MANUAL
092319-01-000	EA POCKET PAGE-3 RING BINDER, PLASTIC
098084-03-000	EA CASSETTE-WINNEBAGO CHIEFTAIN
072852-01-000	EA DETECTOR-SMOKE, W/9 VOLT BATTERY
094499-01-000	EA EXTINGUISHER-FIRE, DRY 1W/MOUNTING BRACKET - 10 BC
094499-01-700	EA BRACKET-MOUNTING, W/PLASTIC STRAP - FIRE EXTINGUISHER
094651-01-01A	EA HOLDER-RECESSED, FIRE EXTINGUISHER - PLASTIC - LIGHT OAK

CHROME ROOF AIR HORN OPTION L36R

KEY PART NUMBER	U/M DESCRIPTION
077497-06-000	EA HORN KIT-AIR, CHROME, TWIN
077497-01-000	EA HORN KIT-AIR, CHROMED, TWIN
077497-01-700	EA SOLENOID-AIR TANK
077497-01-701	EA SWITCH-COMPRESSOR
077497-01-702	EA SWITCH, TOGGLE W/WIRE
077497-01-703	EA TANK-AIR
077497-01-704	EA COMPRESSOR W/SWITCH
077497-01-705	EA REPAIR KIT F/HADLEY 120 COMP
077497-01-706	EA VALVE & HEAD REPAIR F/COMP.
077497-01-707	EA BELT & SCREW COVER F/COMP
077497-01-708	EA FILTER & MTG HDWE F/COMP.
077497-01-709	EA PLUNGER & SPRING F/SOLENOID
077497-02-000	EA HOSE KIT-AUX AIR
077497-03-000	EA PARTS KIT-HOSE, AUX AIR
071390-04-000	FT TUBING-AIR BRAKE 1/4 OD BLK
077497-05-000	EA COMPRESSOR/TANK/SOLENOID KIT
081404-01-000	EA BRACKET-MOUNTING, COMPRESSOR
093258-01-000	EA WIRE ASM-IP, HORN-FOG LAMP
093392-01-000	EA BRACKET-TANK, AIRHORN
093654-02-000	EA CIRCUIT BREAKER-15 AMP
097372-01-01A	EA SWITCH-SPST, ON-OFF
097372-06-01A	EA SWITCH-BLANK
077497-02-000	EA HOSE KIT-AUX AIR
078239-01-000	EA PLATE-LABEL, HORN
081407-01-000	EA PLATE-MOUNTING, AIR HORNS

ELECTRIC ENTRY STEP

KEY PART NUMBER	U/M DESCRIPTION
094707-01-01A	EA STEP-DOUBLE, ENTRANCE - ELEC TRIC
094707-01-700	EA CONTROL UNIT, KWIKEE 8310
088746-01-700	EA MOTOR
088746-01-702	EA GEAR-ALL MODELS, KWIKEE 9038
088746-01-703	EA BRACKET, MOTOR BEARING, KWIKEE 7040
088746-01-704	EA LINKAGE ASM
088746-01-707	EA PIN-CLEVIS, ALL MODELS - KWIKEE V 9017
088746-01-708	EA PIN-PAIR, KWIKEE 9018
088746-01-705	EA LIGHT-UNDER STEP, KWIKEE 9004
088746-01-706	EA SWITCH-KILL, KWIKEE 9016
094707-01-701	EA SWITCH-DOOR JAMB, PLASTIC - KWIKEE - 9316

SQUEEGEE

KEY PART NUMBER	U/M DESCRIPTION
091952-01-000	EA CLIP-GRIPPER, 1"
091952-02-000	EA CLIP-GRIPPER, 3/4"
091955-02-000	EA SQUEEGEE-EXTENDED HANDLE
093527-01-000	EA BRACKET-SQUEEGEE

1990 WINNEBAGO
TABLE OF CONTENTS

INTRODUCTION	A-01 -	A-02
ABBREVIATIONS		A-03
ALPHABETICAL INDEX	A-04 -	A-06
WCN31RQ	A-07 -	F-12
WCN33RQ	F-13 -	K-18

1990 WCN33RQ INDEX

FLOOR PLAN	F-13 -	F-14
ACCESSORIES	F-15 -	G-02
BATH	G-03 -	G-08
BEDROOM	G-07 -	G-10
CHASSIS	G-11 -	G-20
C C & PAD	G-21 -	H-04
DINETTE	H-05 -	H-08
DRIVERS	H-09 -	H-12
ELECTRICAL	H-13 -	H-20
EXTERIOR BODY	H-21 -	I-08
GALLEY	I-09 -	I-14
HEATING & A/C	I-15 -	I-18
INTERIOR FINISH	I-19 -	I-23
LABEL	I-24 -	J-08
LP		J-09
LOUNGE	J-10 -	J-11
SEALANTS & FASTENERS	J-12 -	J-14
WATER & SEWAGE	J-15 -	J-19
WINDOW, VENT AND		
EXTERIOR DOOR	J-20 -	K-18

ACCESSORIES GROUP (CONTINUED)

GENERATOR-KOHLER, 4.5 KW - US OPTION L350 - CHEVY & FORD

KEY PART NUMBER	U/M DESCRIPTION
007125-03-000	EA CLAMP-MUFFLER - 1.5" DIA
007125-04-000	EA CLAMP-MUFFLER, 1.1" DIA
008289-01-000	EA BOX-ELECTRIC, STEEL - 1/2" AND 3/4" KNOCKOUTS - 4" X 4"
008294-01-000	EA COVER-ELECTRICAL BOX, STEEL/BLANK - 4" X 4" - GRAY
083152-10-000	EA PIPE-EXHAUST, GENERATOR - 1.4" DIA X 7.9" X 22"
093590-02-000	EA MUFFLER-GENERATOR
083740-01-000	EA GENERATOR-KOHLER, 4500KW - 4.5CKM21
008054-02-000	EA CORD-POWER, 10-3 - 30AMP - 33'
000G11-08-088	EA SCREW, 8-18 X 1/2 PPH ZN
000G67-10-128	EA SCREW, 10-12 X 3/4 - PPH ZN
008001-01-000	FT WIRE-10AWG, STRAND - WHITE
008026-01-000	FT WIRE-12/2, ROMEX - W/GROUND
008311-01-000	EA CONNECTOR-WIRE NUT, INSULATED - RED
008314-01-000	EA CONNECTOR-WIRE NUT, INSULATED - GRAY
008328-01-000	EA TERMINAL-RING, 12/10 WIRE - #10 STUD FIT
008331-01-000	EA TERMINAL-RING, TONGUE - #4 WIRE - 3/8" STUD - COPPER
008353-01-000	EA CONNECTOR-CABLE CLAMPING, 3/8"
008355-01-000	EA CONNECTOR-CABLE CLAMPING, 3/4"
008356-01-000	EA CONNECTOR-PLASTIC, 3/8" AVG
024924-02-000	EA RECEPTACLE-POWER CORD, W/PARTIAL PLATE
041953-01-000	FT CONDUIT-CONVOLUTE SLIT .5000
067762-01-000	EA CONVERTER-40 AMP, W/CHARGER - TRIAD TU-740-2
088238-01-000	EA COVER-ELECTRICAL BOX, W/HOLE - 4" X 4" - GRAY USED WITH 30 OR 50 AMP RECEPTACLE
073937-03-000	EA SWITCH-ROTARY SELECTOR, 3 DECK - A/C - CA20-USA892
073937-01-700	EA KNOB-ROTARY SWITCH-A/C SEL
074890-01-000	EA BOX-EXTENSION, STEEL - OPEN SIDES - 4" X 4" X 1 1/2"
074897-01-000	EA COVER-ELECTRIC BOX, 1 LARGE & 2 SMALL HOLES - 4" X 4"
083209-03-000	EA CIRCUIT BREAKER-15/20AMP, 120V - BW - 0-15/20
083209-05-000	EA CIRCUIT BREAKER-20A, 120V - BW J-20
083209-06-000	EA CIRCUIT BREAKER-30/15 AMP, 120V - BW D-30/15
091213-01-000	EA BOX-CIRCUIT BREAKER - W/KNOCKOUTS - 5.3" X 11.8" X 2.5"
000C26-04-108	EA BOLT-HEX, SER FLG - 1/4-20 X 5/8 ZINC
000D14-05-008	EA NUT-HEX, 5/16-18 - ZN 5
000D39-04-008	EA NUT-HEX, SER FLG LK 1/4 - 20 ZN
000D39-05-008	EA NUT-HEX, SER FLG LK - 5/16 - 18 ZN
007125-03-000	EA CLAMP-MUFFLER - 1.5" DIA
007131-01-000	EA HANGER-TAILPIPE
008311-01-000	EA CONNECTOR-WIRE NUT, INSULATED - RED
024976-01-000	EA SWITCH-GENERATOR, W/O CIRCUIT BOARD
041480-01-000	EA CONNECTOR-STRAIGHT, 1/2" FLEX CONDUIT
031035-01-000	EA GAUGE-HOURLMETER
081087-01-000	EA LIGHT ASM-INDICATOR
097372-04-01A	EA SWITCH-MOMENTARY-OFF-MOMENTARY
077353-09-000	EA SHROUD-INSTRUMENT PANEL CLUSTER, GENERATOR

GENERATOR-KOHLER, 4.5 KW - CANADIAN OPTION L350 - CHEVY & FORD
SAME AS U.S. OPTION EXCEPT FOR THE FOLLOWING

KEY PART NUMBER	U/M DESCRIPTION
008289-02-000	EA BOX-ELECTRICAL, 4" X 4" - 1/2" & 3/4" KNOCKOUTS - CANADIAN
008294-02-000	EA COVER-ELECTRICAL BOX, BLANK STEEL - 4" X 4" - CANADIAN
008052-01-000	EA CORD-POWER, 10/3 - 30 AMP - 25' - CANADIAN
067762-02-000	EA CONVERTER-40AMP, W/CHARGER - TRIAD TU-840-2
083210-02-000	EA CIRCUIT BREAKER-CFI, 15A - 120V - BW U-15
093257-01-000	EA BOX-ELECTRICAL, CIRCUIT BREAKER

ACCESSORIES GROUP (CONTINUED)

GENERATOR-KOHLER, 7 KW - US OPTION L37M - CHEVY & FORD

KEY PART NUMBER	U/M DESCRIPTION
007125-03-000	EA CLAMP-MUFFLER - 1.5" DIA
007125-04-000	EA CLAMP-MUFFLER, 1.1" DIA
008289-01-000	EA BOX-ELECTRIC, STEEL - 1/2" AND 3/4" KNOCKOUTS - 4" X 4"
008294-01-000	EA COVER-ELECTRICAL BOX, STEEL/BLANK - 4" X 4" - GRAY
083152-06-000	EA PIPE-EXHAUST, GENERATOR - ONAN - 1.3" OD X 4.9" X 55.1"
093547-01-000	EA GENERATOR-KOHLER, 7KW - OCKM21
093590-04-000	EA MUFFLER-GENERATOR, 7KW - KOHLER
083152-05-000	EA PIPE-EXHAUST, GENERATOR
008054-02-000	EA CORD-POWER, 10-3 - 30AMP - 33'
000G11-08-088	EA SCREW, 8-18 X 1/2 PPH ZN
000G11-10-168	EA SCREW, 10-16 X 1 - PPH ZN
000G67-10-128	EA SCREW, 10-12 X 3/4 - PPH ZN
008026-01-000	FT WIRE-12/2, ROMEX - W/GROUND
008311-01-000	EA CONNECTOR-WIRE NUT, INSULATED - RED
008314-01-000	EA CONNECTOR-WIRE NUT, INSULATED - GRAY
008328-01-000	EA TERMINAL-RING, 12/10 WIRE - #10 STUD FIT
008331-01-000	EA TERMINAL-RING, TONGUE - #4 WIRE - 3/8" STUD - COPPER
008353-01-000	EA CONNECTOR-CABLE CLAMPING, 3/8"
008355-01-000	EA CONNECTOR-CABLE CLAMPING, 3/4"
008356-01-000	EA CONNECTOR-PLASTIC, 3/8" AVG
024924-02-000	EA RECEPTACLE-POWER CORD, W/PARTIAL PLATE
041953-01-000	FT CONDUIT-CONVOLUTE SLIT, 1/2" ID
067762-01-000	EA CONVERTER-40 AMP, W/CHARGER - TRIAD TU-740-2
088238-01-000	EA COVER-ELECTRICAL BOX, W/HOLE - 4" X 4" - GRAY USED WITH 30 OR 50 AMP RECEPTACLE
073937-03-000	EA SWITCH-ROTARY SELECTOR, 3 DECK - A/C - CA20-USA892
073937-01-700	EA KNOB-ROTARY SWITCH-A/C SEL
074890-01-000	EA BOX-EXTENSION, STEEL - OPEN SIDES - 4" X 4" X 1 1/2"
074897-01-000	EA COVER-ELECTRIC BOX, 1 LARGE & 2 SMALL HOLES - 4" X 4"
083209-03-000	EA CIRCUIT BREAKER-15/20AMP, 120V - BW - 0-15/20
083209-05-000	EA CIRCUIT BREAKER-20A, 120V - BW J-20
083209-06-000	EA CIRCUIT BREAKER-30/15 AMP, 120V - BW D-30/15
091213-01-000	EA BOX-CIRCUIT BREAKER - W/KNOCKOUTS - 5.3" X 11.8" X 2.5"
000C26-04-108	EA BOLT-HEX, SER FLG - 1/4-20 X 5/8 ZINC
000D14-05-008	EA NUT-HEX, 5/16-18 - ZN 5
000D39-04-008	EA NUT-HEX, SER FLG LK 1/4 - 20 ZN
000D39-05-008	EA NUT-HEX, SER FLG LK - 5/16 - 18 ZN
007131-01-000	EA HANGER-TAILPIPE
024976-01-000	EA SWITCH-GENERATOR, W/O CIRCUIT BOARD
041480-01-000	EA CONNECTOR-STRAIGHT, 1/2" FLEX CONDUIT
088238-01-000	EA COVER-A/C SELECTOR SWITCH FOR FRONT OR REAR
031035-01-000	EA GAUGE-HOURLMETER
081087-01-000	EA LIGHT ASM-INDICATOR
097372-04-01A	EA SWITCH-MOMENTARY-OFF-MOMENTARY
077353-09-000	EA SHROUD-INSTRUMENT PANEL CLUSTER, GENERATOR
007063-01-000	FT HOSE-GAS 1/4" ID X 1/2" OD

GENERATOR-KOHLER, 7 KW - CANADIAN OPTION L37M - CHEVY & FORD
SAME AS U.S. OPTION EXCEPT FOR THE FOLLOWING

KEY PART NUMBER	U/M DESCRIPTION
008289-02-000	EA BOX-ELECTRICAL, 4" X 4" - 1/2" & 3/4" KNOCKOUTS - CANADIAN
008294-02-000	EA COVER-ELECTRICAL BOX, BLANK STEEL - 4" X 4" - CANADIAN
083151-01-000	EA MUFFLER-GENERATOR, ONAN - 1.6" OD
008289-02-000	EA BOX-ELECTRICAL, 4" X 4" - 1/2" & 3/4" KNOCKOUTS - CANADIAN
057762-02-000	EA CONVERTER-40AMP, W/CHARGER - TRIAD TU-840-2

1990 WINNEBAGO

TABLE OF CONTENTS

INTRODUCTION	A-01 - A-02
ABBREVIATIONS	A-03
ALPHABETICAL INDEX	A-04 - A-06
WCN31RQ	A-07 - F-12
WCN33RQ	F-13 - K-18

1990 WCN33RQ INDEX

FLOOR PLAN	F-13 - F-14
ACCESSORIES	F-15 - G-02
BATH	G-03 - G-06
BEDROOM	G-07 - G-10
CHASSIS	G-11 - G-20
C C & PAD	G-21 - H-04
DINETTE	H-05 - H-08
DRIVERS	H-09 - H-12
ELECTRICAL	H-13 - H-20
EXTERIOR BODY	H-21 - H-28
GALLEY	I-09 - I-14
HEATING & A/C	I-15 - I-18
INTERIOR FINISH	I-19 - I-23
LABEL	I-24 - J-08
LP	J-09
LOUNGE	J-10 - J-11
SEALANTS & FASTENERS	J-12 - J-14
WATER & SEWAGE	J-15 - J-19
WINDOW, VENT AND EXTERIOR DOOR	J-20 - K-18

ACCESSORIES GROUP (CONTINUED)
GENERATOR-ONAN, 3.5 KW - EXPORT OPTION L383

KEY PART NUMBER	U/M DESCRIPTION
007125-03-000	EA CLAMP-MUFFLER - 1.5" DIA
007125-04-000	EA CLAMP-MUFFLER, 1.1" DIA
008289-01-000	EA BOX-ELECTRIC, STEEL - 1/2" AND 3/4" KNOCKOUTS - 4" X 4"
008294-01-000	EA COVER-ELECTRICAL BOX, STEEL/BLANK - 4" X 4" - GRAY
100974-04-000	EA GENERATOR-4.0 KW EMERALD PLUS, ONAN
083152-04-000	EA PIPE-EXHAUST, GENERATOR
093590-02-000	EA MUFFLER-GENERATOR
008054-01-000	EA CORD-POWER, 10/3 WIRE - 30 AMP - 25'
000G11-08-088	EA SCREW, 8-18 X 1/2 PPH ZN
000G67-10-128	EA SCREW, 10-12 X 3/4 - PPH ZN
008001-01-000	FT WIRE-10AWG, STRAND - WHITE
008026-01-000	FT WIRE-12/2, ROMEX - W/GROUND
008311-01-000	EA CONNECTOR-WIRE NUT, INSULATED - RED
008314-01-000	EA CONNECTOR-WIRE NUT, INSULATED - GRAY
008328-01-000	EA TERMINAL-RING, 12/10 WIRE - #10 STUD FIT
008331-01-000	EA TERMINAL-RING, TONGUE - #4 WIRE - 3/8" STUD - COPPER
008353-01-000	EA CONNECTOR-CABLE CLAMPING, 3/8"
008355-01-000	EA CONNECTOR-CABLE CLAMPING, 3/4"
00L356-01-000	EA CONNECTOR-PLASTIC, 3/8" AVG
024924-02-000	EA RECEPTACLE-POWER CORD, W/PARTIAL PLATE
041953-01-000	FT CONDUIT-CONVOLUTE SLIT, 1/2" ID
069238-01-000	EA COVER-ELECTRICAL BOX, W/HOLE - 4" X 4" - GRAY USED WITH 30 OR 50 AMP RECEPTACLE
073937-03-000	EA SWITCH-ROTARY SELECTOR, 3 DECK - A/C - CA20-USA892
073937-01-700	EA KNOB-ROTARY SWITCH-A/C SEL
074890-01-000	EA BOX-EXTENSION, STEEL - OPEN SIDES - 4" X 4" X 1 1/2"
074897-01-000	EA COVER-ELECTRIC BOX, 1 LARGE & 2 SMALL HOLES - 4" X 4"
091213-01-000	EA BOX-CIRCUIT BREAKER - W/KNOCKOUTS - 5.3" X 11.8" X 2.5"
092615-01-000	EA CONVERTER-40 AMP, W/CHARGER - B-W 32400P
094809-01-000	EA LOAD CENTER-240 VOLT, 125 AMP
094810-01-000	EA CIRCUIT BREAKER-DOUBLE 30 AMP, GE THQ12130
094811-01-000	EA CIRCUIT BREAKER-DOUBLE 20 AMP, GE THQ12120
000C26-04-108	EA BOLT-HEX, SER FLG - 1/4-20 X 5/8 ZINC
000D14-05-008	EA NUT-HEX, 5/16-18 - ZN 5
000D39-04-008	EA NUT-HEX, SER FLG LK 1/4 - 20 ZN
000D39-05-008	EA NUT-HEX, SER FLG LK - 5/16 - 18 ZN
007131-01-000	EA HANGER-TAILPIPE
024976-01-000	EA SWITCH-GENERATOR, W/O CIRCUIT BOARD
041480-01-000	EA CONNECTOR-STRAIGHT, 1/2" FLEX CONDUIT
031035-01-000	EA GAUGE-HOURLMETER
077353-09-000	EA SHROUD-INSTRUMENT PANEL CLUSTER, GENERATOR
081087-01-000	EA LIGHT ASM-INDICATOR
097372-04-01A	EA SWITCH-MOMENTARY-OFF-MOMENTARY

KEY PART NUMBER

007125-03-000
007125-04-000
008289-01-000
008294-01-000
077476-03-000
079654-05-000
081364-03-000
083151-01-000
083152-01-000
083152-06-000
094059-01-000
055278-01-001
094657-02-000
094657-01-000
100974-01-000
008054-02-000
000G11-08-088
000G67-10-128
008001-01-000
008026-01-000
008311-01-000
008314-01-000
008328-01-000
008331-01-000
008353-01-000
008355-01-000
008356-01-000
024924-02-000
041953-01-000
067762-01-000
069238-01-000
073937-03-000
073937-01-700
074890-01-000
074897-01-000
083209-03-000
083209-05-000
083209-06-000
091213-01-000
000C26-04-108
000D14-05-008
000D39-04-008
000D39-05-008
007131-01-000
024976-01-000
041480-01-000
031035-01-000
081087-01-000
097372-04-01A
077353-09-000

KEY PART NUMBER

008289-02-000
008294-02-000
008052-01-000
008289-02-000
067762-02-000
083210-02-000
033257-01-000

ACCESSORIES GROUP (CONTINUED)

GENERATOR-ONAN, 4 KW - US OPTION L38E - CHEVY & FORD

U/M DESCRIPTION

EA CLAMP-MUFFLER - 1.5" DIA
EA CLAMP-MUFFLER, 1.1" DIA
EA BOX-ELECTRIC, STEEL - 1/2" AND 3/4" KNOCKOUTS - 4" X 4"
EA COVER-ELECTRICAL BOX, STEEL/BLANK - 4" X 4" - GRAY
EA PIPE-EXHAUST, GENERATOR - ONAN - 1.4" X 47.6"
EA PIPE-EXHAUST, ANGLED - W/FLANGE - EMERALD - ONAN# 154-2539
EA MUFFLER-GENERATOR, ONAN
EA MUFFLER-GENERATOR, ONAN - 1.6" OD
EA PIPE-EXHAUST, GENERATOR - ONAN - 1.3" OD X 33.3" X 27.7"
EA PIPE-EXHAUST, GENERATOR - ONAN - 1.3" OD X 4.9" X 55.1"
EA SPACER-GENERATOR, ONAN
FT TUBING-STEEL, .75" X 1.5" X 288"
EA TRAY-GENERATOR, 22.5" X 30.4" X 6.9" W/WELD NUTS
EA TRAY-GENERATOR, 22.5" X 30.4" X 6.9"
EA GENERATOR-4.0KW EMERALD PLUS, ONAN BGE-FA/26100G
EA CORD-POWER, 10-3 - 30AMP - 33'
EA SCREW, 8-18 X 1/2 PPH ZN
EA SCREW, 10-12 X 3/4 - PPH ZN
FT WIRE-10AWG, STRAND - WHITE
FT WIRE-12/2, ROMEX - W/GROUND
EA CONNECTOR-WIRE NUT, INSULATED - RED
EA CONNECTOR-WIRE NUT, INSULATED - GRAY
EA TERMINAL-RING, 12/10 WIRE - #10 STUD FIT
EA TERMINAL-RING, TONGUE - #4 WIRE - 3/8" STUD - COPPER
EA CONNECTOR-CABLE CLAMPING, 3/8"
EA CONNECTOR-CABLE CLAMPING, 3/4"
EA CONNECTOR-PLASTIC, 3/8" AVG
EA RECEPTACLE-POWER CORD, W/PARTIAL PLATE
FT CONDUIT-CONVOLUTE SLIT, 1/2" ID
EA CONVERTER-40 AMP, W/CHARGER - TRIAD TU-740-2
EA COVER-ELECTRICAL BOX, W/HOLE - 4" X 4" - GRAY USED WITH 30 OR 50 AMP RECEPTACLE
EA SWITCH-ROTARY SELECTOR, 3 DECK - A/C - CA20-USA892
EA KNOB-ROTARY SWITCH-A/C SEL
EA BOX-EXTENSION, STEEL - OPEN SIDES - 4" X 4" X 1 1/2"
EA COVER-ELECTRIC BOX, 1 LARGE & 2 SMALL HOLES - 4" X 4"
EA CIRCUIT BREAKER-15/20AMP, 120V - BW - 0-15/20
EA CIRCUIT BREAKER-20A, 120V - BW J-20
EA CIRCUIT BREAKER-30/15 AMP, 120V - BW D-30/15
EA BOX-CIRCUIT BREAKER - W/KNOCKOUTS - 5.3" X 11.8" X 2.5"
EA BOLT-HEX, SER FLG - 1/4-20 X 5/8 ZINC
EA NUT-HEX, 5/16-18 - ZN 5
EA NUT-HEX, SER FLG LK 1/4 - 20 ZN
EA NUT-HEX, SER FLG LK - 5/16 - 18 ZN
EA HANGER-TAILPIPE
EA SWITCH-GENERATOR, W/O CIRCUIT BOARD
EA CONNECTOR-STRAIGHT, 1/2" FLEX CONDUIT
EA GAUGE-HOURLMETER
EA LIGHT ASM-INDICATOR
EA SWITCH-MOMENTARY-OFF-MOMENTARY
EA SHROUD-INSTRUMENT PANEL CLUSTER, GENERATOR

GENERATOR-ONAN, 4 KW - CANADIAN OPTION L38E
SAME AS U.S. OPTION EXCEPT FOR THE FOLLOWING

U/M DESCRIPTION

EA BOX-ELECTRICAL, 4" X 4" - 1/2" & 3/4" KNOCKOUTS - CANADIAN
EA COVER-ELCTRICAL BOX, BLANK STEEL - 4" X 4" - CANADIAN
EA CORD-POWER, 10/3 - 30 AMP - 25' - CANADIAN
EA BOX-ELECTRICAL, 4" X 4" - 1/2" & 3/4" KNOCKOUTS - CANADIAN
EA CONVERTER-40AMP, W/CHARGER - TRIAD TU-840-2
EA CIRCUIT BREAKER-GFI, 15A - 120V - BW U-15
EA BOX-ELECTRICAL, CIRCUIT BREAKER

1990 WINNEBAGO
TABLE OF CONTENTS

INTRODUCTION	A-01 -	A-02
ABBREVIATIONS		A-03
ALPHABETICAL INDEX	A-04 -	A-06
WCN31RQ	A-07 -	F-12
WCN33RQ	F-13 -	K-18

1990 WCN33RQ INDEX

FLOOR PLAN	F-13 -	F-14
ACCESSORIES	F-15 -	G-02
BATH	G-03 -	G-06
BEDROOM	G-07 -	G-10
CHASSIS	G-11 -	G-20
C C & PAD	G-21 -	H-04
DINETTE	H-05 -	H-08
DRIVERS	H-09 -	H-12
ELECTRICAL	H-13 -	H-20
EXTERIOR BODY	H-21 -	I-08
GALLEY	I-09 -	I-14
HEATING & A/C	I-15 -	I-18
INTERIOR FINISH	I-19 -	I-23
LABEL	I-24 -	J-08
LP		J-09
LOUNGE	J-10 -	J-11
SEALANTS & FASTENERS	J-12 -	J-14
WATER & SEWAGE	J-15 -	J-19
WINDOW, VENT AND		
EXTERIOR DOOR	J-20 -	K-18

ACCESSORIES GROUP (CONTINUED)

GENERATOR-ONAN, 6.5 KW - US OPTION L39G - CHEVY & FORD

KEY PART NUMBER	U/M DESCRIPTION
007125-03-000	EA CLAMP-MUFFLER, 1.5" DIA
007125-04-000	EA CLAMP-MUFFLER, 1.1" DIA
008289-01-000	EA BOX-ELECTRIC, STEEL - 1/2" AND 3/4" KNOCKOUTS - 4" X 4"
008294-01-000	EA COVER-ELECTRICAL BOX, STEEL/BLANK - 4" X 4" - GRAY
077476-03-000	EA PIPE-EXHAUST, GENERATOR - ONAN - 1.4" X 47.5"
079654-05-000	EA PIPE-EXHAUST, ANGLED - W/FLANGE - EMERALD - ONAN# 154-2539
081364-03-000	EA MUFFLER-GENERATOR, ONAN
083151-01-000	EA MUFFLER-GENERATOR, ONAN - 1.6" OD
083152-01-000	EA PIPE-EXHAUST, GENERATOR - ONAN - 1.3" OD X 33.3" X 27.7"
083152-06-000	EA PIPE-EXHAUST, GENERATOR - ONAN - 1.3" OD X 4.9" X 55.1"
094059-01-000	EA SPACER-GENERATOR, ONAN
055278-01-001	FT TUBING-STEEL, .75" X 1.5" X 288"
094657-02-000	EA TRAY-GENERATOR, 22.5" X 30.4" X 6.9"
054657-01-000	EA TRAY-GENERATOR, 22.5" X 30.4" X 6.9"
100975-01-000	EA GENERATOR-6.5KW EMERALD PLUS, ONAN NHE-FA/26100C
008054-02-000	EA CORD-POWER, 10-3 - 30AMP - 33'
000G11-08-088	EA SCREW, 8-18 X 1/2 PPH ZN
000G11-10-168	EA SCREW, 10-16 X 1 - PPH ZN
000G67-10-128	EA SCREW, 10-12 X 3/4 - PPH ZN
000026-01-000	FT WIRE-12/2, ROMEX - W/GROUND
008311-01-000	EA CONNECTOR-WIRE NUT, INSULATED - RED
008314-01-000	EA CONNECTOR-WIRE NUT, INSULATED - GRAY
008328-01-000	EA TERMINAL-RING, 12/10 WIRE - #10 STUD FIT
008331-01-000	EA TERMINAL-RING, TONGUE - #4 WIRE - 3/8" STUD - COPPER
008353-01-000	EA CONNECTOR-CABLE CLAMPING, 3/8"
008355-01-000	EA CONNECTOR-CABLE CLAMPING, 3/4"
008356-01-000	EA CONNECTOR-PLASTIC, 3/8" AVG
024924-02-000	EA RECEPTACLE-POWER CORD, W/PARTIAL PLATE
041953-01-000	FT CONDUIT-CONVOLUTE SLIT, 1/2" ID
067762-01-000	EA CO. INVERTER-40 AMP, W/CHARGER - TRIAD TU-740-2
069238-01-000	EA COVER-ELECTRICAL BOX, W/HOLE - 4" X 4" - GRAY USED WITH 30 OR 50 AMP RECEPTACLE
088238-01-000	EA COVER-A/C SELECTOR SWITCH FOR FRONT OR REAR
073337-03-000	EA SWITCH-ROTARY SELECTOR, 3 DECK - A/C - CA20-USA892
073937-01-700	EA KNOB-ROTARY SWITCH-A/C SEL
074890-01-000	EA BOX-EXTENSION, STEEL - OPEN SIDES - 4" X 4" X 1 1/2"
074897-01-000	EA COVER-ELECTRIC BOX, 1 LARGE & 2 SMALL HOLES - 4" X 4"
083209-03-000	EA CIRCUIT BREAKER-15/20AMP, 120V - BW - 0-15/20
083209-05-000	EA CIRCUIT BREAKER-20A, 120V - BW J-20
083209-06-000	EA CIRCUIT BREAKER-30/15 AMP, 120V - BW D-30/15
091213-01-000	EA BOX-CIRCUIT BREAKER- W/KNOCKOUTS - 5.3" X 11.8" X 2.5"
900C26-04-108	EA BOLT-HEX, SER FLG - 1/4-20 X 5/8 ZINC
000D14-05-008	EA NUT-HEX, 5/16-18 - ZN 5
000D39-04-008	EA NUT-HEX, SER FLG LK 1/4 - 20 ZN
000D39-05-008	EA NUT-HEX, SER FLG LK - 5/16 - 18 ZN
007131-01-000	EA HANGER-TAILPIPE
024976-01-000	EA SWITCH-GENERATOR, W/O CIRCUIT BOARD
041480-01-000	E CONNECTOR-STRAIGHT, 1/2" FLEX CONDUIT
088233-01-000	I COVER-A/C SELECTOR SWITCH FOR FRONT OR REAR
031035-01-000	EA GAUGE-HOURLMETER
081087-01-000	EA LIGHT ASM-INDICATOR
097372-04-01A	EA SWITCH-MOMENTARY-OFF-MOMENTARY
077353-09-000	EA SHROUD-INSTRUMENT PANEL CLUSTER, GENERATOR

ACCESSORIES GROUP (CONTINUED)

GENERATOR-ONAN, 6.5 KW - CANADIAN OPTION L39G - CHEVY OR FORD
SAME AS U.S. OPTION EXCEPT FOR THE FOLLOWING

KEY PART NUMBER	U/M DESCRIPTION
008289-02-000	EA BOX-ELECTRICAL, 4" X 4" - 1/2" & 3/4" KNOCKOUTS - CANADIAN
008294-02-000	EA COVER-ELECTRICAL BOX, BLANK STEEL - 4" X 4" - CANADIAN
008289-02-000	EA BOX-ELECTRICAL, 4" X 4" - 1/2" & 3/4" KNOCKOUTS - CANADIAN
083210-02-000	EA CIRCUIT BREAKER-GFI, 15A - 120V - BW U-15
093257-01-000	EA BOX-ELECTRICAL, CIRCUIT BREAKER

1990 WINNEBAGO
TABLE OF CONTENTS

INTRODUCTION	A-01 -	A-02
ABBREVIATIONS		A-03
ALPHABETICAL INDEX	A-04 -	A-06
WCN31RQ	A-07 -	F-12
WCN33RQ	F-13 -	K-18

1990 WCN33RQ INDEX

FLOOR PLAN	F-13 -	F-14
ACCESSORIES	F-15 -	G-02
BATH	G-03 -	G-06
BEDROOM	G-07 -	G-10
CHASSIS	G-11 -	G-20
C/C & PAD	G-21 -	H-04
DINETTE	H-05 -	H-08
DRIVERS	H-09 -	H-12
ELECTRICAL	H-13 -	H-20
EXTERIOR BODY	H-21 -	I-08
GALLEY	I-09 -	I-14
HEATING & A/C	I-15 -	I-18
INTERIOR FINISH	I-19 -	I-23
LABEL	I-24 -	J-08
LP		J-09
LOUNGE	J-10 -	J-11
SEALANTS & FASTENERS	J-12 -	J-14
WATER & SEWAGE	J-15 -	J-19
WINDOW, VENT AND EXTERIOR DOOR	J-20 -	K-18

ACCESSORIES GROUP (CONTINUED)
LUGGAGE RACK & LADDER OPTION L35U

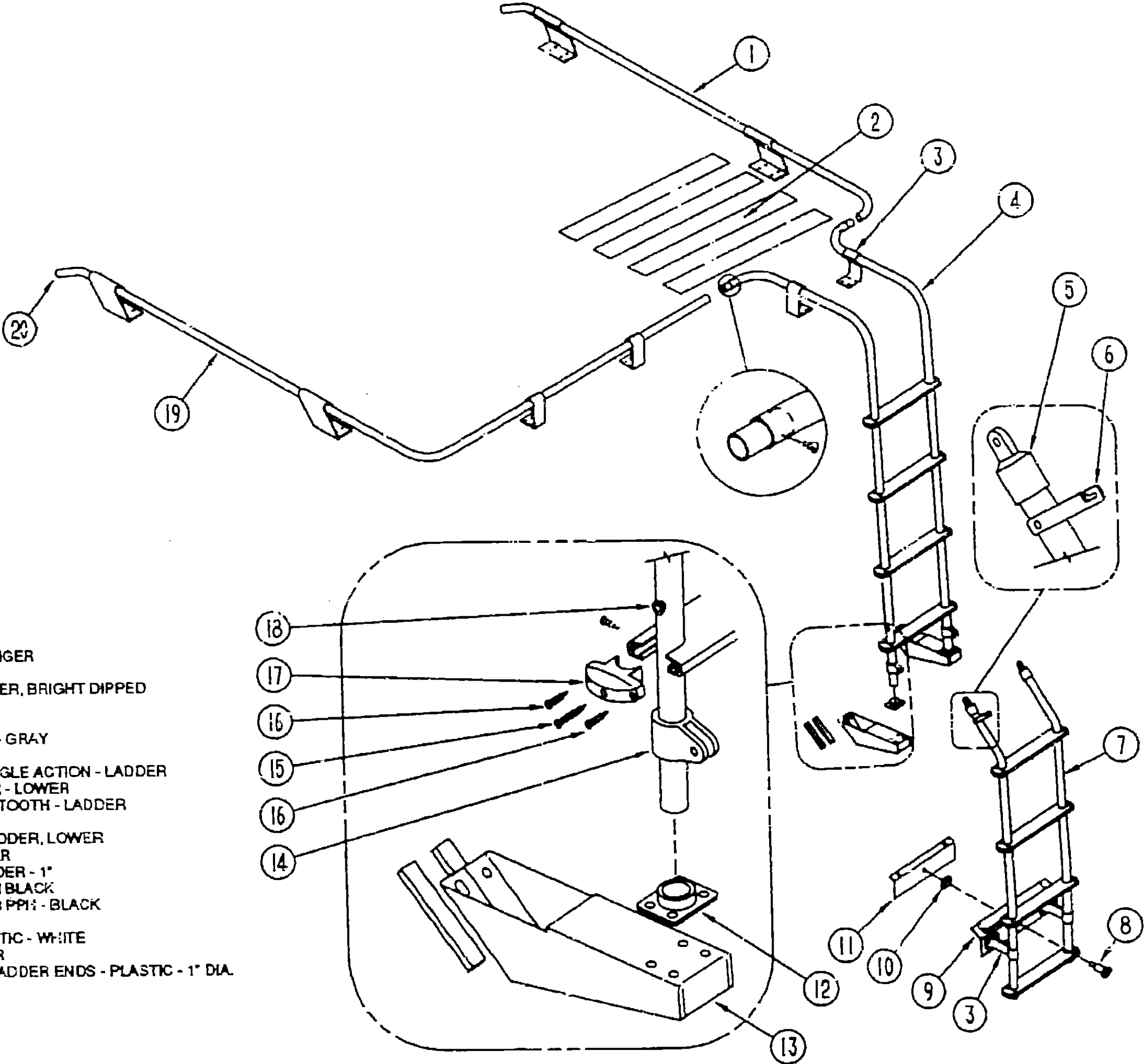
1990 WINNEBAGO
TABLE OF CONTENTS

INTRODUCTION	A-01 - A-02
ABBREVIATIONS	A-03
ALPHABETICAL INDEX	A-04 - A-06
WCN31RQ	A-07 - F-12
WCN33RQ	F-13 - K-18

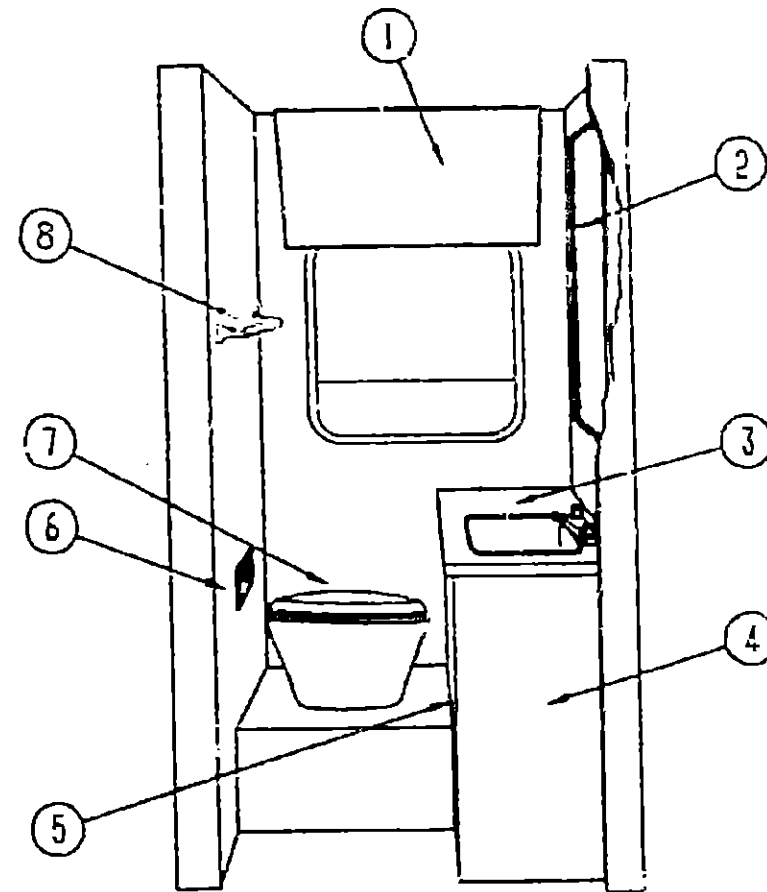
1990 WCN33RQ INDEX

FLOOR PLAN	F-13 - F-14
ACCESSORIES	F-15 - G-02
BATH	G-03 - G-06
BEDROOM	G-07 - G-10
CHASSIS	G-11 - G-20
C C & PAD	G-21 - H-04
DINETTE	H-05 - H-08
DRIVERS	H-09 - H-12
ELECTRICAL	H-13 - H-20
EXTERIOR BODY	H-21 - I-08
GALLEY	I-09 - I-14
HEATING & AC	I-15 - I-18
INTERIOR FINISH	I-19 - I-23
LABEL	I-24 - J-08
LP	J-09
LOUNGE	J-10 - J-11
SEALANTS & FASTENERS	J-12 - J-14
WATER & SEWAGE	J-15 - J-19
WINDOW, VENT AND EXTERIOR DOOR	J-20 - K-18

KEY PART NUMBER	U/M	DESCRIPTION
1	EA	RACK-LUGGAGE, PASSENGER
2	EA	TAPE-ANTI SLIP, 2" X 60"
3	EA	STANDOFF-RACK & LADDER, BRIGHT DIPPED
4	EA	LADDER-UPPER
5	EA	CAP-TOP, 1 INCH
6	EA	LATCH-LADDER, LOWER - GRAY
7	EA	LADDER-LOWER
8	EA	PIN-QUICK RELEASE, SINGLE ACTION - LADDER
9	EA	PLATE-BUMPER, LADDER - LOWER
10	EA	SPRING GRIP, INTERNAL TOOTH - LADDER
11	EA	BRACKET-BUMPER PIN
12	EA	MOUNTING BRACKET-LADDER, LOWER
13	EA	FOOTING-LADDER, UPPER
14	EA	SLIDE-TOP, RACK & LADDER - 1"
15	EA	SCREW-10-12 X 2.25 PCH BLACK
16	EA	SCREW-SF/DR, 6-20 X 5/8 PPH - BLACK
17	EA	END CAP-STEP, BLACK
18	EA	BUSHING-FLANGE, PLASTIC - WHITE
19	EA	RACK-LUGGAGE, DRIVER
20	EA	PLUG-ROUND, RACK & LADDER ENDS - PLASTIC - 1" DIA.



BATH GROUP



BATH CABINET

KEY PART NUMBER	U/M DESCRIPTION
1 076073-01-000	EA CABINET-MEDICINE, JENSEN
1 093446-06-Y15	EA DOOR ASM. - MIRROR - MEDICINE CABINET
083513-03-000	EA BRACKET-MEDICINE CABINET, FRONT SIDE - BEIGE
083513-04-000	EA BRACKET-MEDICINE CABINET, REAR SIDE - BEIGE
2 093446-03-Y15	EA MIRROR ASM
3 096990-11-AB6	EA COUNTERTOP-LAVATORY (AB6,AB7)
3 096990-11-AB8	EA COUNTERTOP-LAVATORY (AB8)
4 M96990-01-AB6	EA CABINET-LAVATORY, W/O DOORS OR HARDWARE
5 M88304-F6-AB6	EA DOOR-CABINET, W/O HARDWARE - 305X0555 FROM: 10-12-89 THRU: 99-99-99
5 M98339-33-AB6	EA DOOR-CABINET, W/O HARDWARE - 0305X0555 FROM: 00-00-00 THRU: 10-11-89
6 085278-01-000	EA HOLDER-PAPER, RECESSED - BRASS
7 064076-01-000	EA TOILET-THETFORD, MODEL 50 - 15.6" X 18.9" X 11.1" - IVORY
8 075453-02-000	EA BAR-TOWEL, 18" BRASS
075454-02-000	EA RING-TOWEL, W/MOUNTING HARDWARE - BRASS
075240-05-000	EA FAUCET-LAVATORY, BRASS
091253-01-000	EA GASKET-FAUCET, LAVATORY
091255-02-000	FT SEAL-ADHESIVE BACKED FOAM, 1.5" X .18"
096927-01-01A	EA SINK-LAVATORY, RECTANGULAR - PLASTIC - BONE
096927-01-700	EA SINK-STOPPER
096927-01-701	EA TAILPIECE-SINK

CANADIAN OPTION

KEY PART NUMBER	U/M DESCRIPTION
011048-05-000	EA SHOWER HEAD-W/60" HOSE, W/O VACUUM BREAKER - CANADIAN
075240-05-000	EA FAUCET-LAVATORY, BONE
075241-05-000	EA FAUCET-SHOWER, BONE
081211-02-000	EA PLUG-PLASTIC, .36" - BLACK

BATH GROUP (CONTINUED)

WARDROBE/PANTRY CABINET

KEY PART NUMBER	U/M DESCRIPTION
M88304-H4-AB6	EA DOOR-CABINET, W/O HARDWARE - 525 X 1220
041953-03-000	FT CONDUIT-CONVULUTED SLIT, 1" ID (CLOTHES ROD COVER)
009112-01-000	EA FLANGE-1" ROD, CLOTHES - PLASTIC - OFF WHITE
042438-01-000	EA DOWEL-WOOD, CLOTHES ROD - 1" DIAMETER X 4"

BATH DOOR & COMPONENTS

KEY PART NUMBER	U/M DESCRIPTION
093251-01-Y12	EA HEADER-DOOR, BATH & BIFOLD - PANELED - BATH CABINET MOUNTED
095040-01-01A	EA HEADER-BATH, TAN - BIFOLD & BATH DOOR - BATH CABINET MOUNT
M92870-01-Y12	EA DOOR-CABINET, W/O HARDWARE - 24.4" X 75"
093168-01-01A	EA TRIM-DOOR, BATH - 75.4" - TAN
093169-01-01A	EA TRIM-DOOR, BATH - 75" - TAN
009059-02-000	EA HINGE-2" X 2.7", BRASS
094485-01-01A	EA KNOB-DOOR, POLISHED BRASS
093164-01-01A	EA PLATE-STRIKE, BATH DOOR - TAN
093213-01-000	EA CATCH-ROLLER, NYLON

BIFOLD DOOR & COMPONENTS

KEY PART NUMBER	U/M DESCRIPTION
093170-01-01A	EA HEADER-DOOR, BATH - 28.7" - TAN - FRONT AISLE MOUNT
093250-01-Y12	EA HEADER-DOOR, BATH BIFOLD - PANELED - FRONT AISLE MOUNT
093251-01-Y12	EA HEADER-DOOR, BATH & BIFOLD - PANELED - BATH CABINET MOUNTED
095040-01-01A	EA HEADER-DOOR, BIFOLD & BATH - METAL - TAN - CABINET MOUNTED
M92871-01-Y12	EA DOOR-CABINET, BIFOLD - W/O HARDWARE - 13.2" X 75.4" EACH
061604-01-000	EA SLIDE-BOLT, ANTIQUE BRASS
092652-01-000	EA GUIDE WHEEL-DOOR, TOP MOUNT
093212-01-01A	EA BOLT-DOOR, BRASS
093281-01-Y12	EA TRIM-OAK, DOOR - 2" X 74.3"
093832-01-01A	EA KNOB-DOOR, BRIGHT BRASS

1990 WINNEBAGO TABLE OF CONTENTS

INTRODUCTION	A-01 - A-02
ABBREVIATIONS	A-03
ALPHABETICAL INDEX	A-04 - A-06
WCN31RQ	A-07 - F-12
WCN33RQ	F-13 - K-18

1990 WCN33RQ INDEX

FLOOR PLAN	F-13 - F-14
ACCESSORIES	F-15 - G-02
BATH	G-03 - G-06
BEDROOM	G-07 - G-10
CHASSIS	G-11 - G-20
C C & PAD	G-21 - H-04
DINETTE	H-05 - H-08
DRIVERS	H-09 - H-12
ELECTRICAL	H-13 - H-20
EXTERIOR BODY	H-21 - H-28
GALLEY	I-09 - I-14
HEATING & A/C	I-15 - I-18
INTERIOR FINISH	I-19 - I-23
LABEL	I-24 - J-08
LP	J-09
LOUNGE	J-10 - J-11
SEALANTS & FASTENERS	J-12 - J-14
WATER & SEWAGE	J-15 - J-19
WINDOW, VENT AND EXTERIOR DOOR	J-20 - K-18

BATH GROUP (CONTINUED)
SHOWER DOOR & COMPONENTS

KEY PART NUMBER	U/M DESCRIPTION
092574-01-01A	EA DOOR-SHOWER,SOLID W/PNL GOLD
092574-01-700	EA KNOB-SAFETY LATCH
092574-01-701	EA BRACKETS-TOWEL BAR, W/STUDS
092574-01-702	EA TOWEL BAR 30"
092574-01-703	EA PULL-DOOR, GOLD
092574-01-704	EA SCREW-GOLD #6 3/8
092574-01-705	EA MAGNETIC STRIP 56-7/8"
092574-01-706	EA STRIKE JAMB 56-7/8"
022992-06-000	FT MOLDING-REVERSE COVE, T-SHAPED - VINYL - WHITE
009767-12-000	FT MOLDING-SIDEWALL TO CEILING,CABINET - WELTING - OFF WHITE
077840-26-Y12	EA MOLDING-CAP, WALL - WOOD - WALIP - 78.66"
M02630-10-Y12	EA PAN-SHOWER, W/STRAINER & TAILPIECE
066729-01-000	EA STRAINER-TUB/SHOWER DRAIN
069640-01-000	FT SEALER-RIBBON, 1/4" DIAMETER - INCREMENTS OF 20"
069735-01-000	EA WASHER-STRAINER TO TAILPIECE PLASTIC, 1.5"

SHOWER COMPONENTS

KEY PART NUMBER	U/M DESCRIPTION
101530-01-01A	EA SURROUND-SHOWER, 59"X 24.8" - PLASTIC - OFF WHITE
101531-01-01A	EA SURROUND-SHOWER, TWO SIDED - PLASTIC - OFF WHITE
101532-01-01A	EA TOP CAP-SHOWER, 35" X 23" X 5" - PLASTIC - OFF WHITE
092874-01-01A	EA CADDIE-CORNER, REAR - OFF WHITE
092874-02-01A	EA CADDIE-CORNER, FRONT - OFF WHITE
093069-01-01A	EA MOLDING-BATH TUB, OFF WHITE - 36.2"
093069-02-01A	EA MOLDING-BATH TUB, OFF WHITE - 26.6"
093950-01-02A	EA TRIM-THRESHOLD, SHOWER - TAN
011048-02-000	EA HEAD-SHOWER, W/60" HOSE
075242-03-000	EA FAUCET-TUB/SHOWER, BRASS
075606-01-000	EA PANEL-FAUCET BACK, SHOWER - PLASTIC
091255-01-000	FT SEAL-FOAM, 3.2MM X 4.8MM
057671-01-000	EA COVER-SCREW, #8 - PLASTIC - OFF WHITE
075680-02-000	EA ROD-CLOTHES,ADJUSTABLE 27-38

BATH GROUP (CONTINUED)
PORCELAIN MARINE TOILET OPTION L43E

KEY PART NUMBER	U/M DESCRIPTION
063641-01-000	EA FLANGE-CLOSET, 4" X 3"
065330-04-000	EA TOILET-CHINA, SHORTY W/SPRAY
065330-04-700	EA BREAKER-VACUUM, FOR HANDSPRAY - SEALAND# 230325
065330-04-701	EA HAND SPRAY W/HOSE
065330-04-702	EA LEVER-FLUSH, SEALAND# 340825
065330-04-703	EA COVER ASM-PEDAL, SEALAND# 310118
065330-04-704	EA BASE ASM-BONE, SEALAND# 310124
065330-04-705	EA COVER ASM-PEDESTAL, SEALAND# 310109
065330-04-706	EA BREAKER-VACUUM, W/HAND SPRAY - SEALAND# 385319055
065330-04-707	EA SEAT ASM (BONE)

TOILET & COMPONENTS

KEY PART NUMBER	U/M DESCRIPTION
063641-01-000	EA FLANGE-CLOSET, 4" X 3"
064076-01-000	EA TOILET-THETFORD, MODEL 50 - 15.6" X 18.9" X 11.1" - IVORY
039341-02-704	EA SEAT & COVER SET-NEWSTYLE, THETFORD 06855
700011-14-003	EA BREAKER-VACUUM, WHITE - THETFORD 08200
039341-02-703	EA PLUG-HOLE, IVORY - THETFORD 03855-10
039341-01-700	EA MECH-ASM-SH SL & SH GL & GH, THETFORD 15263
039341-02-705	EA MOUNTING PACKAGE-THETFORD 03975
064076-01-701	EA MECHANISM STARLIGHT IVORY, THETFORD 14522
067487-01-701	EA WATER SAVER PACKAGE-THETFORD 08393
067487-01-702	EA CLAMP-THETFORD 03752

1990 WINNEBAGO
TABLE OF CONTENTS

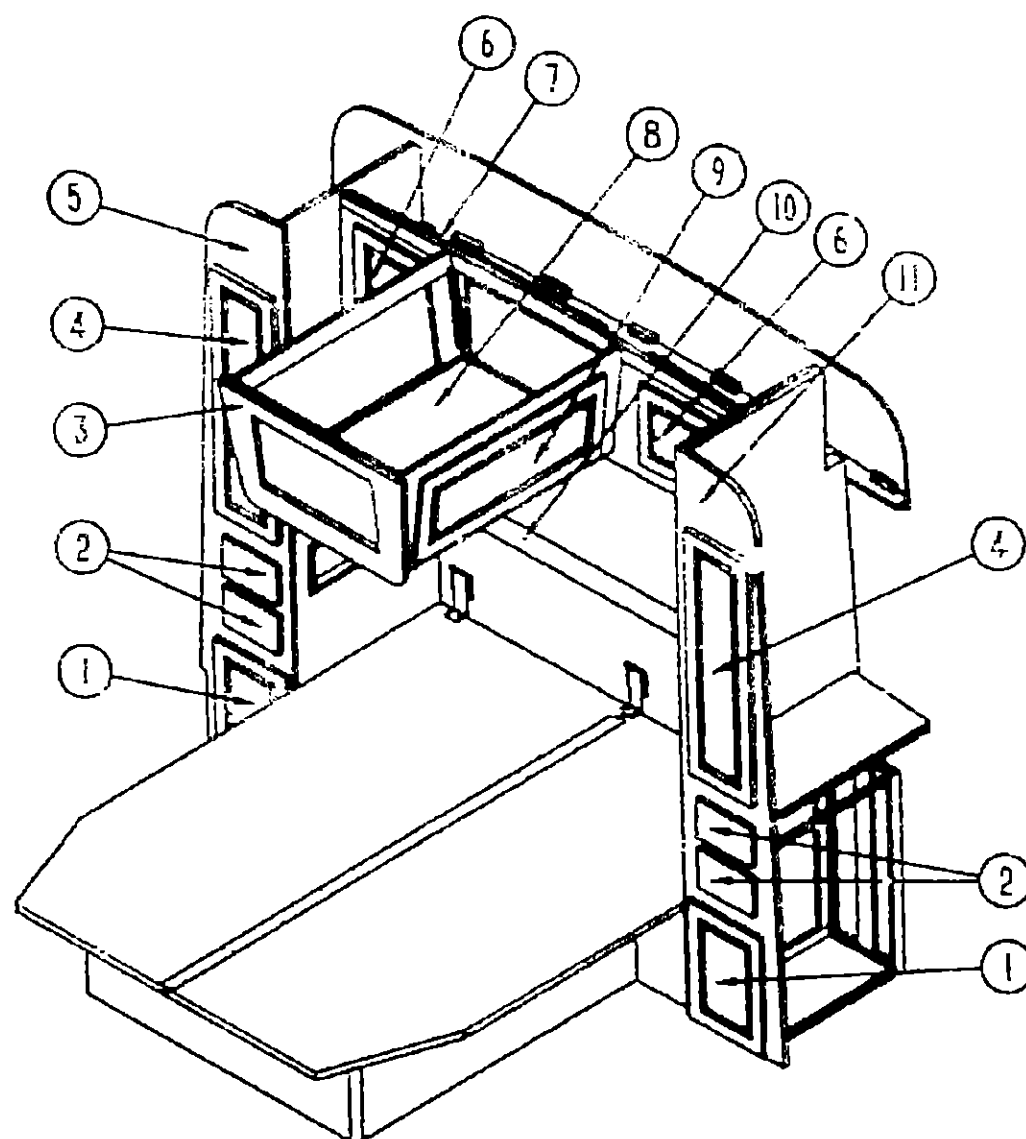
INTRODUCTION	A-01 -	A-02
ABBREVIATIONS		A-03
ALPHABETICAL INDEX	A-04 -	A-06
WCN31RO	A-07 -	F-12
WCN3GRO	F-13 -	K-18

1990 WCN33FIQ INDEX

FLOOR PLAN	F-13 -	F-14
ACCESSORIES	F-15 -	G-02
BATH	G-03 -	G-06
BEDROOM	G-07 -	G-10
CHASSIS	G-11 -	G-20
C C & PAC	G-21 -	H-04
DINETTE	H-05 -	H-08
DRIVERS	H-09 -	H-12
ELECTRICAL	H-13 -	H-20
EXTERIOR BODY	H-21 -	H-06
GALLEY	H-08 -	F-14
HEATING & A/C	H-15 -	F-18
INTERIOR FINISH	H-19 -	F-23
LABEL	H-24 -	J-08
LP		J-09
LOUNGE	J-10 -	J-11
SEALANTS & FASTENERS	J-12 -	J-14
WATER & SEWAGE	J-15 -	J-19
WINDOW, VENT AND		
EXTERIOR DOOR	J-20 -	K-18

BEDROOM GROUP

DOUBLEBED CABINTRY AND COMPONENTS



KEY PART NUMBER

1	M88304-17-AB6
2	M78921-16-Y12
3	089599-01-X14
4	M88304-F7-AB6
5	M03899-01-Y12
5	M04163-02-B07
	041953-03-000
	009112-01-000
	042433-01-000
6	M88304-D3-AB6
7	M92712-01-AB6
	092082-02-01A
8	M89562-01-A36
	M88304-53-AB6
9	M88304-07-AB6
10	092525-01-AB6
	094791-01-Y12
11	092865-01-B07
	M92734-01-AB6
	058331-18-000

KEY PART NUMBER

084357-01-W13
084356-03-000
023320-01-000
084412-01-000
084451-01-000
084625-02-000
084413-01-000

U/M DESCRIPTION

EA	DOOR-CABINET, W/O HARDWARE
EA	DRAWER-CABINET, W/O HARDWARE - 6.1" X 9.8"
EA	END CAP-CABINET, OVERHEAD - CENTER ISLAND
EA	DOOR-CABINET, W/O HARDWARE - 9.8" X 33.5"
EA	CABINET-SHIRT CLOSET, PASSENGER SIDE - W/O DOORS OR HARDWARE
EA	CABINET-SHIRT CLOSET, PASS SIDE - W/O DOORS OR HARDWARE (RADIO OPT.)
FT	CONDUIT-CONVULUTED SLIT, 1" ID (CLOTHES ROD COVER)
EA	FLANGE-1" ROD, CLOTHES - PLASTIC - OFF WHITE
EA	DOWEL-WOOD, CLOTHES ROD - 1" DIAMETER X 4'
EA	DOOR-CABINET, BACKWALL - W/O HARDWARE - 11" X 11"
EA	CABINET-OVERHEAD, BACKWALL - W/O DOORS OR HARDWARE
EA	SHELF-CABINET, BACKWALL OVERHEAD
EA	CABINET-OVERHEAD, BED ISLAND - W/O DOORS OR HARDWARE
EA	DOOR ASM. - W/O HARDWARE (USED WHEN ISLAND OVERHEAD IS NOT USED)
EA	DOOR-CABINET, W/O HARDWARE - 12" X 29.1"
EA	COUNTERTOP-BACKWALL
EA	TRIM-CABINET TO BACKWALL COUNTERTOP - 1.5" X 4.25" - WOOD
EA	CABINET-SHIRT CLOSET, DRIVER SIDE - W/O DOORS OR HARDWARE
EA	CABINET ASM. - QUEEN BED
EA	MIRROR - SAFETY GLASS 11.25" X 22.4"

TV STAND

U/M DESCRIPTION

EA	STAND-TV, W/MIRROR
EA	INSERT-TV STAND TAN
EA	PAD-FELT, 3.6" DIAMETER - BROWN
EA	SUPPORT-HINGED
EA	CATCH-TV SHELF, BRASS
EA	HINGE-ALUMINUM, W/HOLES - 17.2" - TAN
EA	HINGE-CONTINUOUS, ALUMINUM - 1" X 72" - W/HOLES

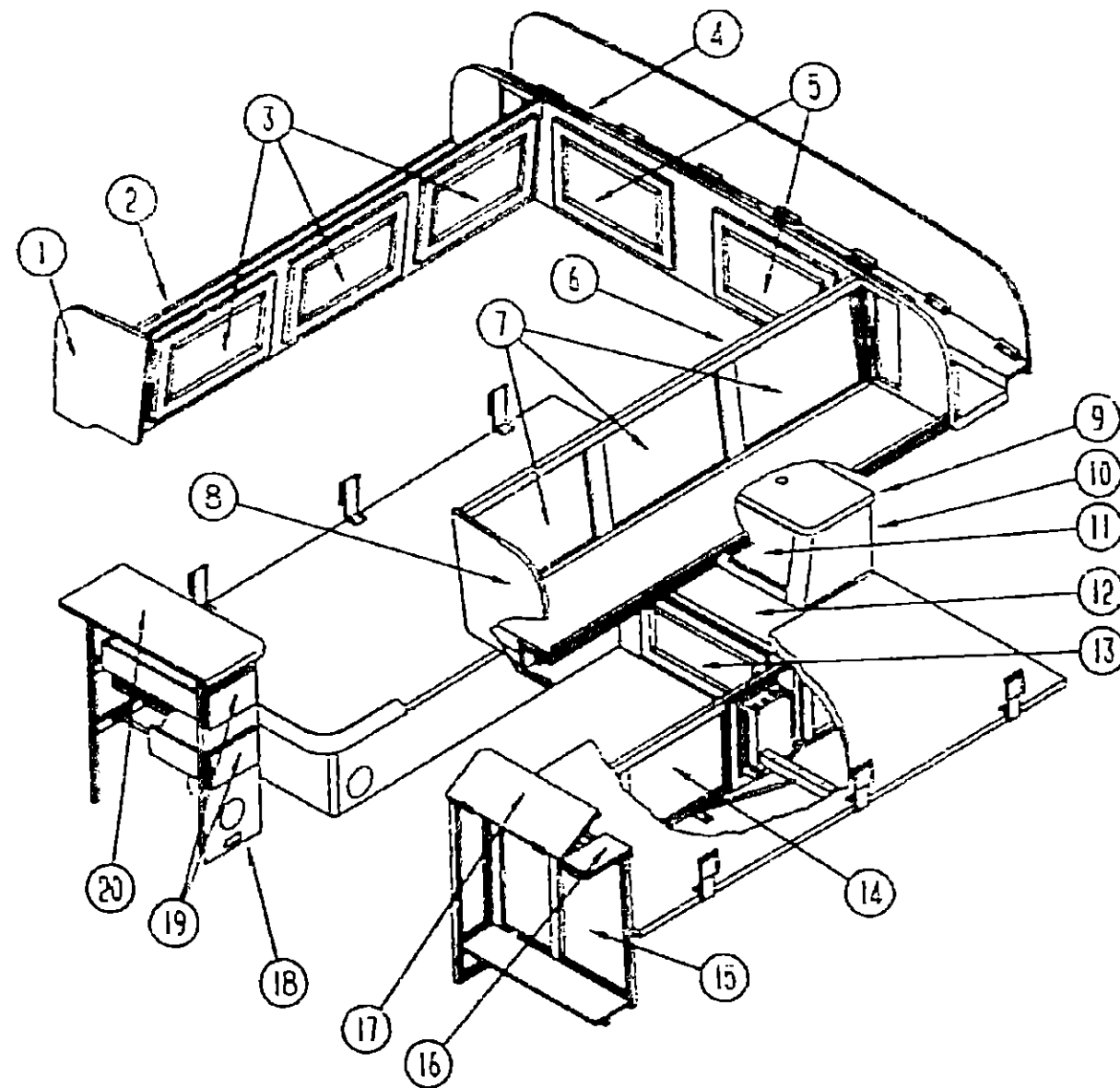
1990 WINNEBAGO TABLE OF CONTENTS

INTRODUCTION	A-01 -	A-02
ABBREVIATIONS		A-03
ALPHABETICAL INDEX	A-04 -	A-06
WCN31RQ	A-07 -	F-12
WCN33RQ	F-13 -	K-18

1990 WCN33RQ INDEX

FLOOR PLAN	F-13 -	F-14
ACCESSORIES	F-15 -	G-02
BATH	G-03 -	G-06
BEDROOM	G-07 -	G-10
CHASSIS	G-11 -	G-20
C C & PAD	G-21 -	H-04
DINETTE	H-05 -	H-08
DRIVERS	H-09 -	H-12
ELECTRICAL	H-13 -	H-20
EXTERIOR BODY	H-21 -	H-08
GALLEY	H-09 -	H-14
HEATING & A/C	H-15 -	H-18
INTERIOR FINISH	H-19 -	H-23
LABEL	H-24 -	J-08
LP		J-09
LOUNGE	J-10 -	J-11
SEALANTS & FASTENERS	J-12 -	J-14
WATER & SEWAGE	J-15 -	J-19
WINDOW, VENT AND		
EXTERIOR DOOR	J-20 -	K-18

BEDROOM GROUP (CONTINUED) **TWIN BEDS CABINRY AND COMPONENTS**



KEY PART NUMBER

1	092747-01-Y10
2	M97072-04-AB6
3	M88304-A9-AB6
4	M92532-12-AB6
5	M88304-53-AB6
6	M97072-05-AB6
7	M88304-A9-AB6
8	092747-01-Y10
9	096869-12-AB6
10	096869-01-AB6
11	096869-14-AB6
12	096869-11-AB6
13	M82184-23-AB6
14	M88304-H3-AB6
15	M92861-01-AB6
16	092861-11-AB6
17	092861-12-AB6
18	M92858-01-AB6
19	M78921-14-Y12
20	092558-11-Y12
	092525-02-AB6
	094791-01-Y12
	094791-02-Y12

ITEM DESCRIPTION

EA	END CAP-CABINET, OVERHEAD - FRONT
EA	CABINET-OVERHEAD, PASSENGER SIDE - W/O DOORS OR HARDWARE
EA	DOOR-CABINET, W/O HARDWARE - 14.4" X 21.9"
EA	CABINET-OVERHEAD, BACKWALL - W/O DOORS OR HARDWARE
EA	DOOR-CABINET, W/O HARDWARE - 13.4" X 21.9"
EA	CABINET-OVERHEAD, DRIVER SIDE - W/O DOORS OR HARDWARE
EA	DOOR-CABINET, W/O HARDWARE - 14.4" X 21.9"
EA	END CAP-CABINET, OVERHEAD - FRONT
EA	COUNTERTOP-NIGHTSTAND, UPPER
EA	CABINET-NIGHTSTAND, W/O DOORS OR HARDWARE
EA	DOOR-TAMBOUR, W/O HARDWARE - 11.8" X 15"
EA	COUNTERTOP-NIGHTSTAND, LOWER
EA	DRAWER-CABINET, W/O HARDWARE - 14.5" X 19.9"
EA	DOOR-CABINET, W/O HARDWARE - 12.8" X 17.7"
EA	CABINET-CLOTHES HAMPER, W/O HARDWARE OR FLIP-UP TOP
EA	COUNTERTOP-HAMPER, STATIONARY
EA	TOP-HAMPER, FLIP-UP - W/HINGE
EA	CABINET-NIGHTSTAND, W/O DOORS, HARDWARE OR COUNTERTOP
EA	DRAWER-CABINET, W/O HARDWARE - 7.9" X 16.9"
EA	COUNTERTOP-NIGHTSTAND
EA	COUNTERTOP-BACKWALL
EA	TRIM-CABINET TO BACKWALL COUNTERTOP - 1.5" X 4.25" - WOOD PASSENGER SIDE
EA	TRIM-CABINET TO BACKWALL COUNTERTOP - 1.5" X 4.25" - WOOD

1990 WINNEBAGO **TABLE OF CONTENTS**

INTRODUCTION	A-01 -	A-02
ABBREVIATIONS		A-03
ALPHABETICAL INDEX	A-04 -	A-06
WCN31RQ	A-07 -	F-12
WCN33RQ	F-13 -	K-18

1990 WCN33RQ INDEX

FLOOR PLAN	F-13 -	F-14
ACCESSORIES	F-15 -	G-02
BATH	G-03 -	G-06
BEDROOM	G-07 -	G-10
CHASSIS	G-11 -	G-20
C C & PAD	G-21 -	H-04
DINETTE	H-05 -	H-08
DRIVERS	H-09 -	H-12
ELECTRICAL	H-13 -	H-20
EXTERIOR BODY	H-21 -	I-08
GALLEY	I-09 -	I-14
HEATING & A/C	I-15 -	I-18
INTERIOR FINISH	I-19 -	I-23
LABEL	I-24 -	J-08
LP		J-09
LOUNGE	J-10 -	J-11
SEALANTS & FASTENERS	J-12 -	J-14
WATER & SEWAGE	J-15 -	J-19
WINDOW, VENT AND EXTERIOR DOOR	J-20 -	K-18

CHASSIS GROUP

FORD CHASSIS COMPONENTS & FORD TIRE & WHEEL

KEY PART NUMBER	U/M DESCRIPTION
007125-07-000	EA CLAMP-MUFFLER, 2.50" DIAMETER
007125-11-000	EA CLAMP-MUFFLER, 2.75"
053322-12-000	EA SHIELD-HEAT, EXHAUST - 32" X 9"
080081-01-000	EA STRAP-MOUNTING, FUEL LINE - 2" X 32"
087475-02-000	EA BRACKET-TIE DOWN, BATTERY - 13.5" X 1.3"
093393-02-000	EA PANEL-COWL, PASSENGER
094918-03-000	EA CLAMP-EXHAUST, 2.5"
051377-01-000	EA STEM-VALVE
083425-02-000	EA TIRE-MICHELIN, LT235 / 85R16 LRE
095853-01-000	EA WHEEL-STEEL, 16"X 6K - EBTZ - 1015 - A - ACCURIDE 28375-12

FUEL NECK & HOSE

KEY PART NUMBER	U/M DESCRIPTION
095604-31-000	EA HOSE-FUEL FILL, FORMED 2" ID
044317-01-000	FT HOSE-FUEL, 3/8 ID
095606-01-000	EA NECK-FUEL FILL, W/CHECK VALVE - L-SHAPED - 18.2" LONG
088753-01-000	FT TUBE-ALUMINIZED STEEL, 5/8" - 18 GAUGE
096055-02-000	EA SUPPORT-EXHAUST PIPE, BENT
096087-02-000	EA BRACKET-STRAP, EXHAUST PIPE - W/CENTER BENT LIP - 13" X 5.

PARK BRAKE CABLE

KEY PART NUMBER	U/M DESCRIPTION
096351-01-000	EA CABLE-BRAKE, PARK - FORD CHASSIS

RADIATOR OVERFLOW BOTTLE

KEY PART NUMBER	U/M DESCRIPTION
096630-01-000	EA BOTTLE-OVERFLOW, RADIATOR - GM 14042454

EXHAUST COMPONENTS

KEY PART NUMBER	U/M DESCRIPTION
076310-01-000	EA BAFFLE-RADIATOR, .12" X 15" X 62" - RUBBER
035190-01-000	EA HANGER-EXHAUST, 4" X 1.4"
098795-01-000	EA SHIELD-EXHAUST, 41" X 19.9" - GALVANIZED STEEL
098795-02-000	EA SHIELD-EXHAUST 15.67" X 35.39"
098795-05-000	EA SHIELD-EXHAUST, 52.3" X 19.9" - GALVANIZED STEEL
098796-01-000	EA SHIELD-EXHAUST, CONVERTOR
FROM: 00-00-00 THRU: 11-25-90	
098796-04-000	EA SHIELD-EXHAUST, CONVERTER - 28.3" X 19.9"
FROM: 02-15-91 THRU: 99-99-99	
099344-01-000	EA PIPE-EXHAUST, FRONT - 40.7" LONG - FORD
FORD PROVIDED PART PRIOR TO 11-89	
FROM: 11-13-89 THRU: 04-30-90	
096753-02-000	EA PIPE-EXHAUST, DOUBLE WALL - 14.8" FORD
FROM: 00-00-00 THRU: 01-09-90	
100572-01-000	EA PIPE-EXHAUST, OFFSET - 15.2" LONG - 2.5"ID - FORD
FROM: 05-01-90 THRU: 99-99-99	
100600-01-000	EA PIPE-EXHAUST, REAR - 42" LONG - FORD
FROM: 05-01-90 THRU: 99-99-99	
100601-01-000	EA PIPE-EXHAUST, FRONT - 40.7" LONG - FORD
FROM: 05-01-90 THRU: 99-99-99	
096087-04-000	EA BRACKET-STRAP, EXHAUST PIPE - W/SIDE LIP & NUTS - 13"X5.6"
FORD PROVIDED PART PRIOR TO 11-89	
FROM: 11-13-89 THRU: 01-14-90	
096087-02-000	EA BRACKET-STRAP, EXHAUST PIPE - 5.6" X 13" - W/NUTS
FROM: 01-15-90 THRU: 99-99-99	
095618-01-000	EA SUPPORT-EXHAUST PIPE, 6.3" X 2" - STEEL - BLACK
FROM: 00-00-00 THRU: 11-12-89	
096055-02-000	EA SUPPORT-EXHAUST PIPE, 1" X 15.8"
FORD PROVIDED PART PRIOR TO 11-89	
FROM: 11-13-89 THRU: 99-99-99	
096753-03-000	EA PIPE-EXHAUST, 32"
099345-01-000	EA PIPE-EXHAUST, TAIL - FORD - REAR, 42"

CHASSIS GROUP CONTINUED

CANADIAN OPTION

KEY PART NUMBER	U/M DESCRIPTION
007131-01-000	EA HANGER-TAILPIPE
079059-02-000	EA HOSE-90 DEGREE, .61"ID X 4" X 6"
088753-01-000	FT TUBE-ALUMINIZED STEEL, 5/8" - 18 GAUGE
100138-01-000	EA MODULE-DAYTIME RUNNING LIGHT
100158-01-000	EA WIRE ASM-DAYTIME RUNNING LIGHTS
100159-01-000	EA WIRE ASM-DAYTIME RUNNING LIGHTS, W/FUSE
100138-01-000	EA MODULE-DAYTIME RUNNING LIGHT

JETRIDE SUSPENSION W/PARK & LEVEL L60C - CHEVY

KEY PART NUMBER	U/M DESCRIPTION
000C12-05-16B	EA BOLT-HEX, 5/16-18 X 1 - ZINC 5
000E13-17-00B	EA WASHER-FLARE, 3/8" AR ZN
007125-11-000	EA CLAMP-MUFFLER, 2.75"
016379-02-000	EA STRAP-HANGER EXTENSION, 2" X 1" - STEEL
071374-03-000	EA FITTING-BULKHEAD, 1/4" X 1/4"MNPT
090436-03-000	EA SPRING-LEAF, SEMI - JET# 361
090436-05-000	EA VALVE-HEIGHT, PARK/LEVEL - JET# 358-359
090436-06-000	EA CONTROL-PARK/LEVEL, W/WIRING - JET# 340-364
090436-08-000	EA MOUNT-AIRSPRING, UPPER DRIVER - JET# 375
090436-09-000	EA MOUNT-AIRSPRING, UPPER PASSENGER - JET# 376
090436-34-000	EA WIRING-ELECTRONIC, JET #60712
090436-25-000	EA COMPRESSOR-TANK, W/O WIRING - JET# 60703
090436-36-000	EA MOUNT-SPRING, LH - UPPER ELT - CHEVY - JET# 60750
090436-37-000	EA MOUNT-SPRING, RH - UPPER ELT - CHEVY - JET# 60751
090436-10-000	EA MOUNT-SPRING/AXLE, LOWER DRIVER - JET# 373
090436-11-000	EA MOUNT-SPRING/AXLE, LOWER PASSENGER - JET# 374
090436-12-000	EA U-BOLT-FORWARD, STRAIGHT - JET# 351
090436-13-000	EA U-BOLT-REARWARD, BENT - 7/8" - JET# 351-1
090436-14-000	EA BAR-TRACK, W/PIVOT BOLTS & BRACKET - JET# 356-1
090436-16-000	EA BRACKET-BRAKE HOSE/AXLE MOUNT, P-30 CHASSIS - JET# 370
091250-01-000	EA BUSHING-SWAY BAR, 1.25" CUT - HELLWIG# PB 731
091250-02-000	EA BUSHING-SWAY BAR, 1.25" UNCUT - HELLWIG# PB 734
091250-03-000	EA BUSHING-SWAY BAR, 1.75" CUT - HELLWIG# PB 732
093237-04-000	EA LABEL-CIRCUIT BREAKER, FRONT - AIR BAG COMP

JETRIDE SUSPENSION W/PARK & LEVEL L60C - FORD

KEY PART NUMBER	U/M DESCRIPTION
090436-27-000	EA COMPRESSOR-W/TANK & WIRING, JET# 345-1
090436-07-700	EA COMPRESSOR (ONLY)
090436-18-000	EA MOUNT-AIRSPRING, UPPER DRIVER - JET# 40375
090436-19-000	EA MOUNT-AIRSPRING, UPPER PASSENGER - JET# 40376
090436-20-000	EA MOUNT-SPRING/AXLE, LOWER DRIVER - JET# 40373
090436-21-000	EA MOUNT-SPRING/AXLE, LOWER PASSENGER - JET# 40374
090436-22-000	EA U-BOLT, 1-14 X 4" X 14" - W/NUTS - JET# 40351
090436-23-000	EA SPRING-LEAF, SEMI - FORD - JET# 40361
090436-25-000	EA U-BOLT, 1-14 X 4" X 15" - W/NUTS - JET# 40352
090436-26-000	EA BAR-STABILIZER, REAR - JET# 40368
090436-29-000	EA SHIELD-HEAT, FUEL TANK - JET# 40360
090436-30-000	EA BRACKET-BRAKE HOSE/FRAME, JET# 40362
090436-31-000	EA BRACKET-BRAKE HOSE/CALIPER, JET# 40364
090436-32-000	EA BAR-TRACK, W/BOLTS & BRACKETS - JET# 40356
090436-34-000	EA CONTROL-PARK/LEVEL, ELECTRIC - JET #60778
090436-35-000	EA WIRING-ELECTRONIC, JET #60712
096753-02-000	EA COMPRESSOR-TANK, W/O WIRING - JET# 60703
100572-01-000	EA PIPE-EXHAUST, FORD - 8.5" X 14.5" -
100593-01-000	EA PIPE-EXHAUST, OFFSET - 15.2" LONG - 2.5"ID - FORD
100600-01-000	EA PIPE-EXHAUST, EXTENSION - FORD
100601-01-000	EA PIPE-EXHAUST, REAR - 42" LONG - FORD
	EA PIPE-EXHAUST, FRONT - 40.7" LONG - FORD

1990 WINNEBAGO
TABLE OF CONTENTS

INTRODUCTION	A-01 -	A-02
ABBREVIATIONS		A-03
ALPHABETICAL INDEX	A-04 -	A-06
WCN31RQ	A-07 -	F-12
WCN33RQ	F-13 -	K-18

1990 WCN33RQ INDEX

FLOOR PLAN	F-13 -	F-14
ACCESSORIES	F-15 -	G-02
BATH	G-03 -	G-06
BEDROOM	G-07 -	G-10
CHASSIS	G-11 -	G-20
C C & PAD	G-21 -	H-04
DINETTE	H-05 -	H-08
DRIVERS	H-09 -	H-12
ELECTRICAL	H-13 -	H-20
EXTERIOR BODY	H-21 -	H-08
GALLEY	H-09 -	H-14
HEATING & A/C	H-15 -	H-18
INTERIOR FINISH	H-19 -	H-23
LABEL	H-24 -	J-08
LP		J-09
LOUNGE	J-10 -	J-11
SEALANTS & FASTENERS	J-12 -	J-14
WATER & SEWAGE	J-15 -	J-19
WINDOW, VENT AND		
EXTERIOR DOOR	J-20 -	K-18

CHASSIS GROUP CONTINUED
JETRIDE SUSPENSION W/PARK & LEVEL CONT

KEY PART NUMBER	U/M DESCRIPTION
090436-32-000	EA CONTROL-PARK/LEVEL, ELECTRIC - JET #60778
101025-01-01A	EA PANEL-DASH, LOWER - W/CUTOUPS - CHEVY - 11.9" LONG - BLACK
097372-04-01A	EA SWITCH-MOMENTARY/OFF-MOMENTARY

STABILIZER SHOCKS OPTION L64A (FRONT ONLY)

KEY PART NUMBER	U/M DESCRIPTION
079942-01-000	EA SHOCK ABSORBER-STABILIZER, FRONT - 4-WAY

HYDRAULIC LEVELING JACKS OPTION L64H - CHEVY

KEY PART NUMBER	U/M DESCRIPTION
100532-01-000	EA LEVELING SYSTEM-HYDRAULIC, HWH# AP7371
100533-04-000	EA BRACKETS-FRONT LEVELING JACK, HWH# AP7392
100534-05-000	EA BRACKETS-REAR LEVELING JACKS, HWH# AP6656
100535-02-000	EA BRACKET-PUMP, LEVELING JACK, HWH P6282
100536-02-000	EA HOSE KIT-LEVELING JACKS, HWH# AP7374
096808-01-000	EA SPACER-PEDESTAL, DRIVER

HYDRAULIC LEVELING JACKS OPTION L64H - FORD

KEY PART NUMBER	U/M DESCRIPTION
100532-01-000	EA LEVELING SYSTEM-HYDRAULIC, HWH# AP7371
096808-01-000	EA SPACER-PEDESTAL, DRIVER
100533-02-000	EA BRACKETS-FRONT LEVELING JACK, HWH# AP7390
100534-06-000	EA BRACKETS-REAR LEVELING JACKS, HWH# AP6957
100535-02-000	EA BRACKET-PUMP, LEVELING JACK, HWH P6282
100536-02-000	EA HOSE KIT-LEVELING JACKS, HWH# AP7374

MANUAL LEVELING JACKS OPTION L64L

KEY PART NUMBER	U/M DESCRIPTION
099025-01-000	EA STABILIZER-JACK, PASSENGER
099025-02-000	EA STABILIZER-JACK, DRIVER
099116-01-000	EA BRACKET-STABILIZER JACK, W/2 SQUARE TUBES
099641-02-000	EA BRACKET-JACK, REAR
099642-01-000	EA BRACKET-JACK, W/ANGLE BRACE
099642-02-000	EA BRACKET-JACK, FRONT

CHASSIS GROUP CONTINUED
SPEED CONTROL

KEY PART NUMBER	U/M DESCRIPTION
094369-03-000	EA SPEED CONTROL-SMART STICK, EFI - GAS - DANA# 59L-11129B FROM: 00-00-00 THRU: 09-24-90
094369-01-702	EA REGULATOR ASM-ELECTRONIC, DANA# 57C-08X12-R
094369-01-706	EA SERVO-DANA# 53D-11116-R
069629-01-704	EA SIGNAL GENERATOR ASM, DANA# 59L-08X221P
083212-04-701	EA MAIN WIRING HARNESS, DANA# 59D-0257 0
094369-01-701	EA SWITCH & LEVER ASM, DANA# 58D-11118-F
094369-01-704	EA HEADLIGHT DIMMER MODULE ASM-DANA# 63C-00001
059778-01-710	EA TESTER CRUISE CONT.W/HARNESS, DANA# 56L-08X33-B
069629-01-706	EA SIGNAL GENERATOR ONLY, DANA# 59D-02392-1
083212-01-705	EA RELEASE VALVE ONLY, DANA# 59C-02297
079972-01-707	EA EXTENSION HARNESS ASM-SIGNAL GENERATOR, DANA# 59C-2378-1
094369-01-705	EA VACUUM RESERVOIR-DANA# 59C-02249
083212-01-704	EA STOP LAMP/CRUISE RELEASE SWITCH, DANA# 59C-02543
083211-01-703	EA SERVO CABLE ASM ONLY, DANA# 59C-02538
091900-01-702	EA WIPER CONTROL MODULE-DANA# 66C-00061
102362-01-000	EA SPEED CONTROL-1991 CHEVY, DANA 59L-111010B FROM: 09-25-90 THRU: 99-99-99

094369-01-706	EA SERVO-DANA# 53D-11116-R
102362-01-700	EA CABLE ONLY-REPLACEMENT
102362-01-707	EA CONTROL SWITCH & LEVER ASM
102362-01-701	EA REGULATOR ASM-ELECTRONIC
102362-01-702	EA WIPER CONTROL MODULE
094369-01-705	EA VACUUM RESERVOIR-DANA# 59C-02249
102362-01-704	EA HARNESS ASM-MAIN WIRING
102362-01-703	EA HARNESS ASM-PIVOT SW. TO WPR
094863-01-704	EA HOUSING-4 PIN, SPEED CONTROL - TOYOTA - DANA 59C-02291
102362-01-705	EA THROTTLE RETAINER CLIP
102362-01-706	EA THROTTLE STUD

RADIATOR OVERFLOW COMPONENTS

KEY PART NUMBER	U/M DESCRIPTION
099100-01-000	EA CAP-BOTTLE, OVERFLOW - GM 14054390
096630-01-000	EA BOTTLE-OVERFLOW, RADIATOR - GM 14042454
076310-01-000	EA BAFFLE-RADIATOR, .12" X 15" X 62" - RUBBER
079059-02-000	EA HOSE-90 DEGREE, .61"ID X 4" X 6"
085000-01-000	EA SHIELD-A/C, 6.6" X 3.1" - STEEL
082733-01-000	EA DUCT-INTAKE, AIR CLEANER

FROM: 00-00-00 THRU: 10-10-89

PARK BRAKE LEVER & CABLE

KEY PART NUMBER	U/M DESCRIPTION
093631-01-000	EA LEVER-PARK BRAKE, FOOT OPERATED
	CHEVY PROVIDED AUTOMATIC PARK BRAKE AFTER 5-13-80
KEY PART NUMBER	U/M DESCRIPTION
093074-01-000	EA CABLE-PARK BRAKE, FOOT OPERATED FROM: 00-00-00 THRU: 05-13-90
096770-02-000	EA SUPPORT-STEERING COLUMN
093008-01-000	EA PANEL ASM-COWL, STEEL
093393-01-000	EA PANEL-COWL, PASSENGER

1990 WINNEBAGO
TABLE OF CONTENTS

INTRODUCTION	A-01 -	A-02
ABBREVIATIONS		A-03
ALPHABETICAL INDEX	A-04 -	A-06
WCN31RQ	A-07 -	F-12
WCN33RQ	F-13 -	K-18

1990 WCN33RQ INDEX

FLOOR PLAN	F-13 -	F-14
ACCESSORIES	F-15 -	G-02
BATH	G-03 -	G-06
BEDROOM	G-07 -	G-10
CHASSIS	G-11 -	G-20
C C & PAD	G-21 -	H-04
DINETTE	H-05 -	H-08
DRIVERS	H-09 -	H-12
ELECTRICAL	H-13 -	H-20
EXTERIOR BODY	H-21 -	I-08
GALLEY	I-09 -	I-14
HEATING & A/C	I-15 -	I-18
INTERIOR FINISH	I-19 -	I-23
LABEL	I-24 -	J-08
LP		J-09
LOUNGE	J-10 -	J-11
SEALANTS & FASTENERS	J-12 -	J-14
WATER & SEWAGE	J-15 -	J-19
WINDOW, VENT AND		
EXTERIOR DOOR	J-20 -	K-18

CHASSIS GROUP CONTINUED
FUEL FILL COMPONENTS

KEY PART NUMBER	U/M DESCRIPTION	
093810-01-000	EA SHROUD-FUEL FILL, LOWER	FROM: 00-00-00 THRU: 01-14-90
093810-03-000	EA SHROUD-FUEL FILL, LOWER	FROM: 01-15-90 THRU: 99-99-99
072447-04-000	EA SHROUD-FUEL FILL, UPPER	
083578-01-000	EA BOOT-FUEL FILL	
084235-01-000	EA SUPPORT-FLANGE, FUEL FILL BOOT	
086254-01-000	EA RETAINER-SENDER, FUEL	
086255-01-000	EA GASKET-SENDER, FUEL	
086486-02-000	EA STRAP-FUEL TANK, STEEL	
098804-01-000	EA PIPE-VENT, FILL - 12" LONG	
056805-01-000	EA PIPE-FUEL, FILL - 11.4" LONG	
079660-01-000	EA GROMMET-SEAL, VALVE - FUEL - FORD# E1FZ-98076-B	

TIRE

KEY PART NUMBER	U/M DESCRIPTION	
007324-04-000	EA TIRE-8R19.5 LRD, MICHELIN XZA	
051377-01-000	EA STEM-VALVE	
M04019-01-000	EA WHEELWELL-BRIDGE, E-COATED	
007063-01-000	FT HOSE-GAS 1/4"ID X 1/2"OD	
040731-01-000	EA NIPPLE-INLET MANIFOLD, GM 3838094	
062401-03-000	EA CLAMP-HOSE WORMGEAR, .22" - 1"	
062401-05-000	EA CLAMP-HOSE, WORMGEAR 2" - 3"	
067797-01-000	FT SPACER-STRAP, 1 1/2"FOAM ADHESIVE - .31" X 1.5" - NEOPRENE	
076785-02-000	EA ELBOW-BRASS, 90 DEGREE - 3/4" FPT X 3/4" MPT	
088753-01-000	FT TUBE-ALUMINIZED STEEL, 5/8" - 18 GAUGE	

DRIVESHAFT

KEY PART NUMBER	U/M DESCRIPTION	
075302-13-000	EA DRIVESHAFT-YOKE/YOKE	
094554-01-000	EA SUPPORT ASM-BEARING	
095222-02-000	EA BRACKET-EXHAUST, UPPER - W/BEND & NUTS	
099009-01-000	EA SHIELD-HEAT, CONVERTOR	FROM: 12-05-89 THRU: 06-10-90
083415-01-000	EA SHIELD-HEAT,	

REAR AXLE AIRSPRINGS

KEY PART NUMBER	U/M DESCRIPTION	
084086-01-000	EA AIRSPRING-BELLOWS, REAR AXLE - FIRESTONE# MHA224	
084086-01-700	EA AIR BAG-ONLY, FIRESTONE# W21-760-0335	
084086-01-701	EA TUBING-DOT 1/4" X 18" - FIRESTONE# 21-0938	
084086-01-702	EA BOLT-RIBBED NECK, 3/8"-24 X 2.5" FIRESTONE# 21-0829	
084086-01-703	EA INFLATING VALVE-DOT 1/4" TUBING, FIRESTONE# 21-0931	
084086-01-704	EA ELBOW CONNECTOR, FIRESTONE# 21-0935	
084086-01-705	EA TUBING PROTECTORS, FIRESTONE# 21-0899	
084086-01-706	EA BRACKET-UPPER TO FRAME, FIRESTONE# 21-0150	
084086-01-707	EA BRACKET-LOWER, TOP - FIRESTONE# 21-1162	
084086-01-708	EA AIRLINE SERVICE KIT, FIRESTONE# W21-760-2012	
084086-01-709	EA HEAT SHIELD, FIRESTONE# 21-1004	
084086-01-710	EA BOLT PACKAGE, FIRESTONE 2135823002	
084086-01-711	EA HEAT SHIELD-224 DOS SYSTEM, FIRESTONE 21-5042	
084086-01-712	EA BRACKET-LOWER DRIVERS 224DOS, FIRESTONE 21-5037	
084086-01-713	EA AXLE STRAP BRACKET, FIRESTONE 21-1163	
084086-01-714	EA AXLE STRAP BRACKET, FIRESTONE 21-5038	

CHASSIS GROUP CONTINUED
EXHAUST COMPONENTS

KEY PART NUMBER	U/M DESCRIPTION	
095190-01-000	EA HANGER-EXHAUST, 4" X 1.4"	CHEVY PROVIDED PRIOR TO 12-89
095222-02-000	EA BRACKET-EXHAUST, UPPER - W/BEND & NUTS	FROM: 12-05-89 THRU: 99-99-99
095223-02-000	EA BRACKET-EXHAUST, LOWER - STRAIGHT - W/NUTS	CHEVY PROVIDED PRIOR TO 12-89
096599-01-000	EA PIPE-EXHAUST	FROM: 12-05-89 THRU: 99-99-99
	CHEVY PROVIDED PRIOR TO 12-89	FROM: 12-05-89 THRU: 99-99-99

MUDFLAP & LUG WRENCH

KEY PART NUMBER	U/M DESCRIPTION	
020167-03-000	EA DIRT GUARD-STEEL, FOR MUD-FLAP	
017516-01-000	EA FLAP-MUD, BLACK	
080208-01-000	EA LUG WRENCH, 1.06X1.00	
080208-02-000	EA LEVERAGE BAR-LUG WRENCH	

MISCELLANEOUS COMPONENTS

KEY PART NUMBER	U/M DESCRIPTION	
015365-01-000	EA PIN-TIRE CARRIER, CADMIUM PLATED	
075466-01-000	EA UNION-INVERTED FL TUBE, 1/4"	
075467-01-000	EA NUT-INVERTED FLARE, 1/4"	
088497-02-000	EA NUT-INVERTED FLARE, 1/4"	
064884-01-000	EA PLUG-BRASS, 3/8"	
000C12-05-16B	EA BOLT-HEX, 5/16-18 X 1 - ZINC 5	
000D39-05-008	EA NUT-HEX, SER FLG LK - 5/16 - 18 ZN	
062401-07-000	EA CLAMP-HOSE, WORMGEAR 5" - 7"	
088244-01-000	FT TAPE-FOAM, VINYL COATED - 2" WIDE - INCREMENTS OF 108 FT	
000D39-05-008	EA NUT-HEX, SER FLG LK - 5/16 - 18 ZN	
051387-06-000	EA BOLT-CARRIAGE, W/O HOLE - 5/16-18 X 9.5 ZN	
102333-01-01A	EA BOLT-CARRIAGE, 7/16 - 14 - STAINLESS STEEL CAP- BEIGE	
000E13-17-008	EA WASHER-FL-3/8 AR ZN	
071015-08-000	EA GROMMET-1.75"ID, FITS .06" MATERIAL, RUBBER	
000D39-05-008	EA NUT-HEX, SER FLG LK - 5/16 - 18 ZN	
000D39-05-008	EA NUT-HEX, SER FLG LK - 5/16 - 18 ZN	
000C12-10-24B	EA BOLT-HEX, 5/8-11 X 1 1/2 ZN - 5	
079942-01-000	EA SHOCK ABSORBER-STABILIZER, FRONT - 4-WAY	

BATTERY

KEY PART NUMBER	U/M DESCRIPTION	
051687-01-000	EA BRACKET-BATTERY, TIE DOWN	
051387-06-000	EA BOLT-CARRIAGE, W/O HOLE - 5/16-18 X 9.5 ZN	
086233-01-000	EA STUD-ISOLATED, 3/8" X 7/8" LONG	
074994-01-000	EA GUIDE-TRACK, BATTERY TRAY	
093895-01-000	EA TRAY-BATTERY, W/GUIDE & LATCH STRIKE	
09371F-01-000	EA PLATE-STRIKE, BATTERY/STORAGE COMPARTMENT	

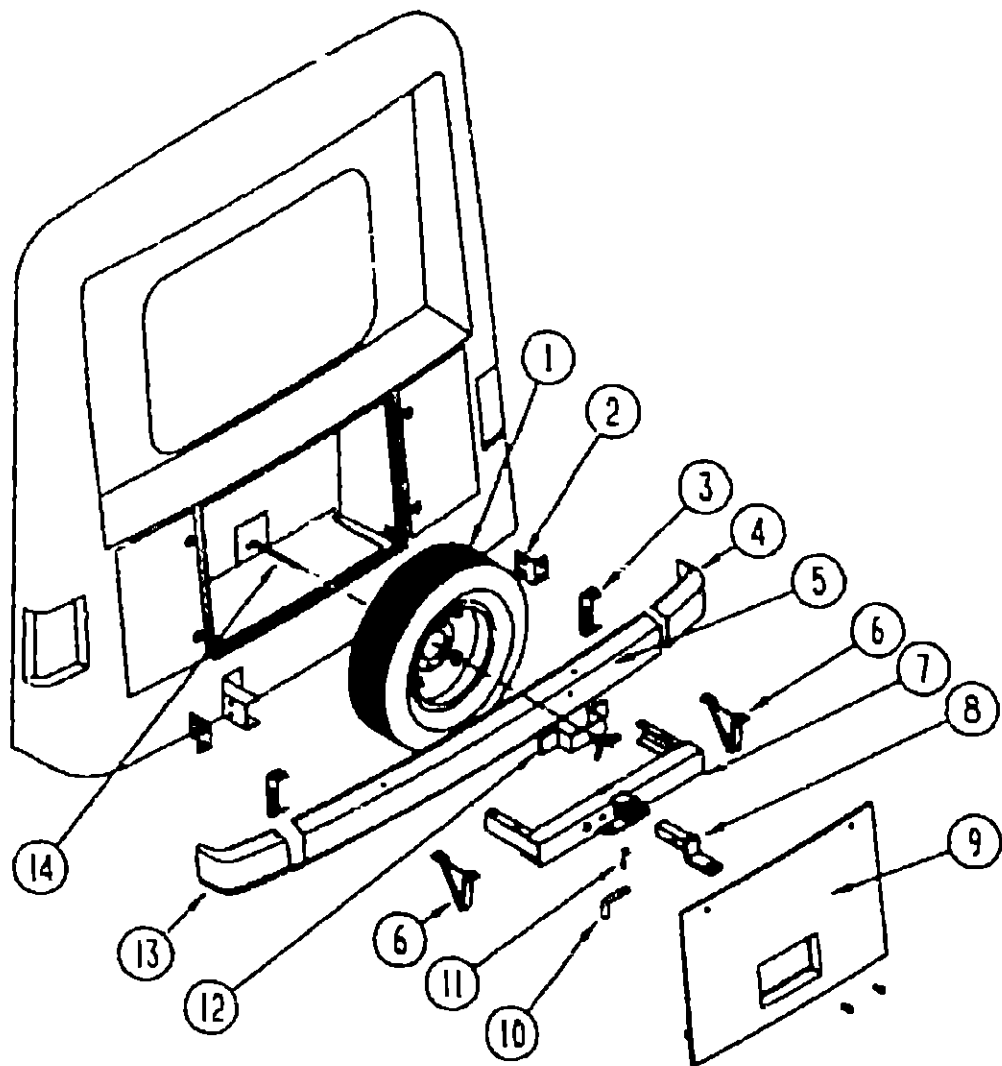
1990 WINNEBAGO
TABLE OF CONTENTS

INTRODUCTION	A-01 -	A-02
ABBREVIATIONS		A-03
ALPHABETICAL INDEX	A-04 -	A-06
WCN31RQ	A-07 -	F-12
WCN33RQ	F-13 -	K-18

1990 WCN33RQ INDEX

FLOOR PLAN	F-13 -	F-14
ACCESSORIES	F-15 -	G-02
BATH	G-03 -	G-06
BEDROOM	G-07 -	G-10
CHASSIS	G-11 -	G-20
C C & PAD	G-21 -	H-04
DINETTE	H-05 -	H-08
DRIVERS	H-09 -	H-12
ELECTRICAL	H-13 -	H-20
EXTERIOR BODY	H-21 -	I-08
GALLEY	I-09 -	I-14
HEATING & A/C	I-15 -	I-18
INTERIOR FINISH	I-19 -	I-23
LABEL	I-24 -	J-08
LP		J-09
LOUNGE	J-10 -	J-11
SEALANTS & FASTENERS	J-12 -	J-14
WATER & SEWAGE	J-15 -	J-19
WINDOW, VENT AND		
EXTERIOR DOOR	J-20 -	K-18

CHASSIS GROUP CONTINUED



REAR BUMPER, END CAP & TRAILER TOWING HOUSINGS

KEY PART NUMBER	U/M DESCRIPTION
097744-02-000	EA HOUSING-TRAILER PIN, 48"
097746-01-000	EA HOUSING CAP-TRAILER PIN
097745-02-000	EA HOUSING-RECEPTACLE, TRAILER - 48" WIRE LENGTH
1 007324-04-000	EA TIRE-8R19.5 LRD, MICHELIN XZA
1 051377-01-000	EA STEM-VALVE
1 M04019-01-000	EA WHEELWELL-BRIDGE, E-COATED
2 076558-01-000	EA SUPPORT-L ANGLE, BUMPER - PASSENGER SIDE - 5" X 4.9"
2 076558-02-000	EA SUPPORT-L ANGLE, BUMPER - DRIVER SIDE - 5" X 4.9"
3 077855-01-000	EA BRACKET-BUMPER, REAR - BENT ENDS - 2" WIDE X 3" LONG
005200-01-000	EA BOLT-BUMPER, ROUND HEAD-SQUARE NECK- W/SST CAP 7/16-14 X 1 1/4
4 082250-01-01A	EA CAP-BUMPER END, REAR PASSENGER - PLASTIC - BEIGE
5 077851-06-000	EA BUMPER-REAR, UNFINISHED
5 077851-08-000	EA BUMPER-REAR, CHROME
6 093048-01-000	EA PLATE-SKID, REAR BUMPER - V SHAPED
7 077617-04-000	EA HITCH-W/O DRAWBAR
8 077613-01-000	EA DRAWBAR ONLY
9 092982-01-Y10	EA DOOR-SPARE TIRE, W/LOCKS - 26.8" X 41.3" - BEIGE
10 034512-01-000	EA PIN-LOCKING, DRAWBAR
11 034513-01-000	EA PIN-HITCH, 3/16" WIRE
12 077399-01-000	EA RETAINER-SPARE TIRE
064081-01-000	EA NUT-WING - SPARE TIRE
13 092250-02-01A	EA CAP-BUMPER END, REAR DRIVER - PLASTIC - BEIGE
097501-01-000	EA BRACKET-BACKWALL, ANGLED 2.2" X 39" LONG
14 095969-02-000	EA PLATE ASM-SPARE TIRE WITH RETAINING ROD

CHASSIS GROUP CONTINUED

FRONT BUMPER & END CAP

KEY PART NUMBER	U/M DESCRIPTION
091994-01-03A	EA BUMPER-FRONT, CHROME
005200-01-000	EA BOLT-BUMPER, ROUND HEAD-SQUARE NECK- W/SST CAP 7/16-14 X 1 1/4
077852-01-000	EA BRACKET-BUMPER, FRONT - 2 PER COACH - BENT 2" X 8"
093514-01-000	EA SUPPORT-BUMPER, FRONT - L ANGLE - 4" X 7"
091107-01-000	EA BRACKET-BUMPER PIN, ANGLE 2.6" X 7.8" - METAL - BLACK
091840-02-01A	EA CAP-BUMPER END, FRONT DRIVER - PLASTIC - BEIGE
091840-01-01A	EA CAP-BUMPER END, FRONT PASSENGER - PLASTIC - BEIGE

PLASTIC WHEELWELL

KEY PART NUMBER	U/M DESCRIPTION
095071-01-000	EA WHEELWELL-PLASTIC

COMPARTMENTS AND PROP RODS

KEY PART NUMBER	U/M DESCRIPTION
092264-06-000	EA COMPARTMENT, STORAGE/FURNACE - 45.9" X 24.3" - GALVANIZED
096361-01-000	EA COMPARTMENT-STORAGE, 75.3" X 24.3" - GALVANIZED - NOTCHED UPPER LEFT
096361-02-000	EA COMPARTMENT-STORAGE, 24.3" X 75.3" - GALVANIZED - NOTCHED UPPER RIGHT
093636-05-000	EA COMPARTMENT-STORAGE, 19.1" X 27.6" - GALVANIZED
093636-08-000	EA COMPARTMENT-STORAGE, 43.3" X 19.1" - GALVANIZED
M03466-01-000	EA SPARE TIRE - COMPARTMENT
092644-02-Y12	EA PROP ROD-COMPARTMENT DOOR, W/SPRING & BRACKET
092469-01-000	EA SPRING-#020-050 COMP
092639-01-000	EA BRACKET-DOOR PROP
093061-01-02A	EA STRIKER-DOOR, LUGGAGE, BLACK
079368-01-000	FT SEAL-ACCESS DOOR
081113-01-000	EA BUSHING-FLANGE, PLASTIC - WHITE
089329-01-000	EA CLIP-SPRING, 3/8"
002386-01-000	EA GROMMET-SNAP, 3/8"
094376-02-000	EA ROD-PROP, GENERATOR DOOR
084387-02-000	EA STRIKER-DOOR, GENERATOR
093305-01-01A	FT TRIM-EDGE, C-TYPE - WIRE CARRIER - .35" X .24" - VINYL
M03636-04-000	EA TRAY-COMPARTMENT, W/O HATCH - 63"
093834-04-000	EA COMPARTMENT-TANK, HOLDING - 63" X 27.8" - GALVANIZED
099008-01-02A	EA HATCH-COMPARTMENT, SEWER HOSE
091255-02-000	FT SEAL-ADHESIVE BACKED FOAM, 1.5" X .18"
094376-01-000	EA ROD-PROP, HOLDING TANK DOOR

EXTERIOR ACCESSORY PACKAGE OPTION L28E

KEY PART NUMBER	U/M DESCRIPTION
096765-01-000	EA RAIL-DRAWER

ENTRY STEP BOX

KEY PART NUMBER	U/M DESCRIPTION
088412-02-000	EA TRIM-STEPBOX, ENTRY DOOR - TAN
088412-04-000	EA TRIM-STEPBOX, ENTRY DOOR - BEIGE
092893-02-01A	EA LINER-STEP BOX, ENTRANCE DOOR - 5" - BLACK
M92055-01-000	EA ACCESS PINL-STEP BOX W/HINGE
088254-01-000	EA CATCH-MAGNETIC, 1.8" X .7"
009063-01-000	EA HINGE-CONTINUOUS, 1 1/2" X 72"

1990 WINNEBAGO

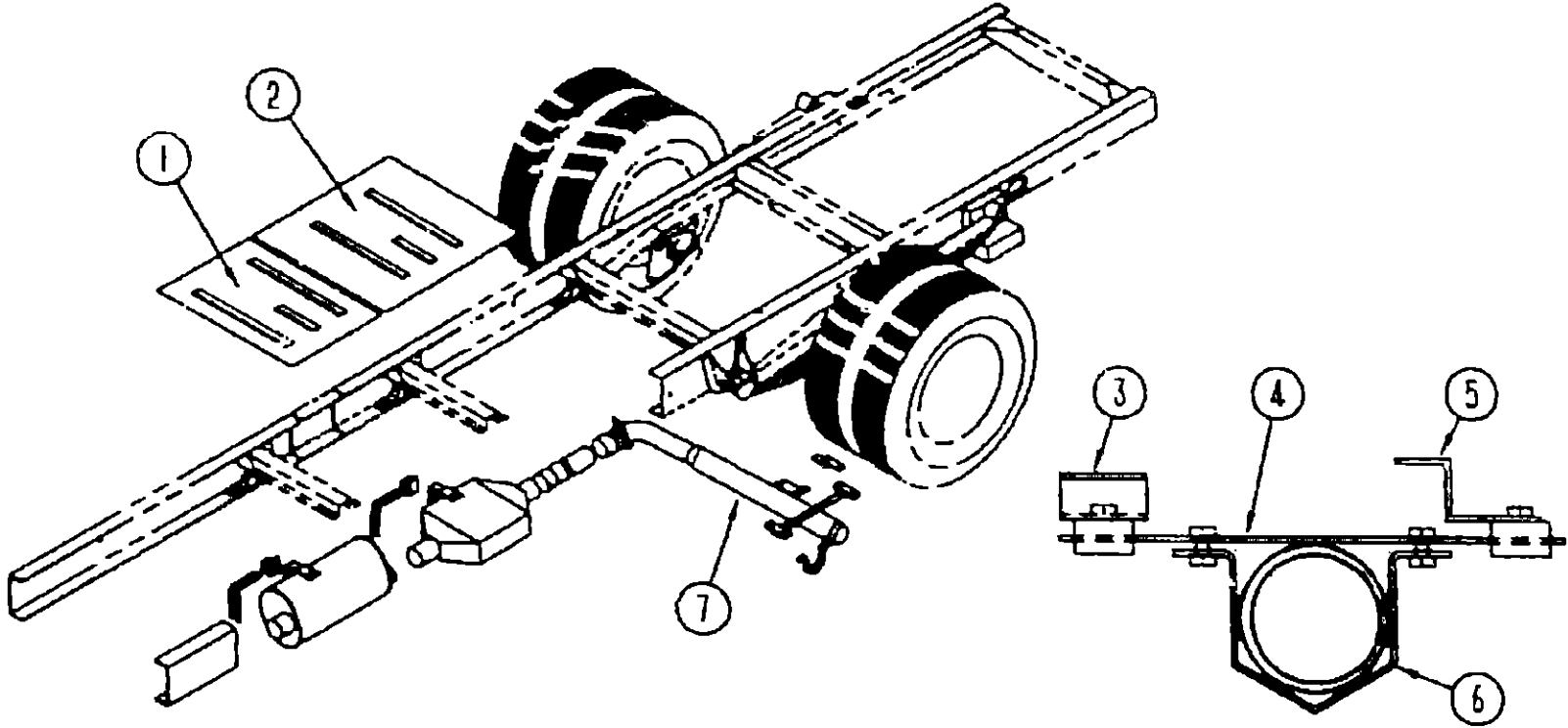
TABLE OF CONTENTS

INTRODUCTION	A-01 -	A-02
ABBREVIATIONS		A-03
ALPHABETICAL INDEX	A-04 -	A-06
WCN31RQ	A-07 -	F-12
WCN33RQ	F-13 -	K-16

1990 WCN33RQ INDEX

FLOOR PLAN	F-13 -	F-14
ACCESSORIES	F-15 -	G-02
BATH	G-03 -	G-06
BEDROOM	G-07 -	G-10
CHASSIS	G-11 -	G-20
C C & PAD	G-21 -	H-04
DINETTE	H-05 -	H-08
DRIVERS	H-09 -	H-12
ELECTRICAL	H-13 -	H-20
EXTERIOR BODY	H-21 -	I-08
GALLEY	I-09 -	I-14
HEATING & A/C	I-15 -	I-18
INTERIOR FINISH	I-19 -	I-23
LABEL	I-24 -	J-08
LP		J-09
LOUNGE	J-10 -	J-11
SEALANTS & FASTENERS	J-12 -	J-14
WATER & SEWAGE	J-15 -	J-19
WINDOW, VENT AND		
EXTERIOR DOOR	J-20 -	K-18

CHASSIS GROUP CONTINUED
EXHAUST COMPONENTS



1990 WINNEBAGO
TABLE OF CONTENTS

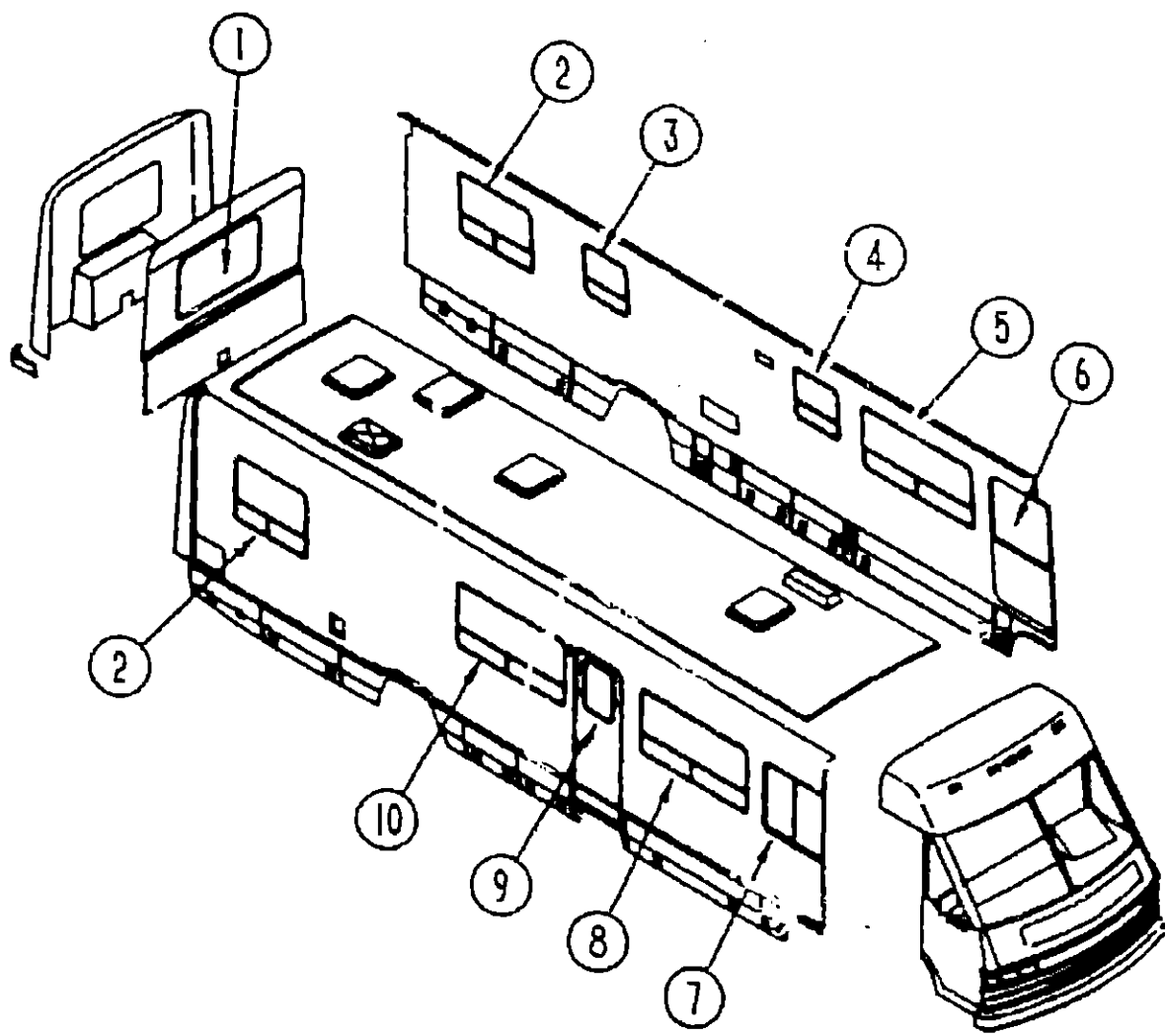
INTRODUCTION	A-01 -	A-02
ABBREVIATIONS		A-03
ALPHABETICAL INDEX	A-04 -	A-06
WCN31RQ	A-07 -	F-12
WCN33RQ	F-13 -	K-18

1990 WCN33RQ INDEX

FLOOR PLAN	F-13 -	F-14
ACCESSORIES	F-15 -	G-02
BATH	G-03 -	G-06
BEDROOM	G-07 -	G-10
CHASSIS	G-11 -	G-20
C C & PAD	G-21 -	H-04
DINETTE	H-05 -	H-08
DRIVERS	H-09 -	H-12
ELECTRICAL	H-13 -	H-20
EXTERIOR BODY	H-21 -	I-08
GALLEY	I-09 -	I-14
HEATING & A/C	I-15 -	I-18
INTERIOR FINISH	I-19 -	I-23
LABEL	I-24 -	J-08
LP		J-09
LOUNGE	J-10 -	J-11
SEALANTS & FASTENERS	J-12 -	J-14
WATER & SEWAGE	J-15 -	J-19
WINDOW, VENT AND EXTERIOR DOOR	J-20 -	K-18

KEY PART NUMBER	U/M	DESCRIPTION	
1 100366 03 000	EA	SHIELD-HEAT,MUFFLER	
			FROM 04-04-90 THRU 06-10-90
1 101544 01 000	EA	SHIELD-HEAT,EXHAUST	
			FROM 06-11-90 THRU 99-99-99
2 101544 02 000	EA	SHIELD-HEAT,EXHAUST	
			FROM 06-11-90 THRU 99-99-99
2 099009 01 000	EA	SHIELD-HEAT,CONVERTOR	
			FROM 00-00-00 THRU 06-10-90
3 065523 02 000	EA	BRACKET ASM-EXHAUST,UPPER	
4 095523 03 000	EA	BRACKET-EXHAUST,UPPER	
5 095222 02 000	EA	BRACKET-EXHAUST, UPPER - W/BEND & NUTS - CHEVY PROVIDED PRIOR TO 12-89	
			FROM: 12-05-89 THRU: 99-99-99
6 095223 02 000	EA	BRACKET-EXHAUST, LOWER - STRAIGHT - W/NUTS - CHEVY PROVIDED PRIOR TO 12-89	
			FROM: 12-05-89 THRU: 99-99-99
7 098599 01 000	EA	PIPE-EXHAUST	
095193 01 000	EA	HANGER-EXHAUST, 4" X 1.4" - CHEVY PROVIDED PRIOR TO 12-89	
			FROM: 12-05-89 THRU: 99-99-99

CURTAIN, CUSHION & PAD GROUP



WINDOW TREATMENT

KEY PART NUMBER	U/M DESCRIPTION
1 089058 15 AB6	EA LEG ASM-RIGHT SIDE,GATHERED TRIM,N/HOLE(AB6)
1 089058 16 AB6	EA LEG ASM-LEFT SIDE,GATHERED TRIM,N/HOLE(AB6)
1 096335 13 AB6	EA BLIND-PLEATED,45.5 X 32,E-Z LIFT(AB6)
1 089058 15 AB7	EA LEG ASM-RIGHT SIDE,GATHERED TRIM,N/HOLE(AB7)
1 089058 16 AB7	EA LEG ASM-LEFT SIDE,GATHERED TRIM,N/HOLE (AB7)
1 096335 13 AB7	EA BLIND-PLEATED,45.5 X 32,E-Z LIFT(AB7)
1 089058 25 AB3	EA LEG ASM-RIGHT SIDE,GATHERED TRIM,N/HOLE(AB8)
1 089058 26 AB3	EA LEG ASM-LEFT SIDE,GATHERED TRIM,N/HOLE(AB6)
1 096335 13 AB6	EA BLIND-PLEATED,45.5 X 32,E-Z LIFT(AB8)
2 089058 13 AB6	EA LEG ASM-RIGHT SIDE,GATHERED (AB6)
2 089058 14 AB1	EA LEG ASM-LEFT SIDE,GATHERED (AB6)
2 093453 24 AB6	EA VAL-GATH. W/FABR.TRIM,46" (AB6)
2 096335 14 AB6	EA BLIND-PLEATED,38.5 X 34 - E-Z LIFT (AB6)
2 089058 13 AB7	EA LEG ASM-RIGHT SIDE,GATHERED (AB7)
2 089058 14 AB2	EA LEG ASM-LEFT SIDE,GATHERED (AB7)
2 093453 24 AB7	EA VAL-GATH. W/FABR.TRIM,46" (AB7)
2 096335 14 AB7	EA BLIND-PLEATED,38.5 X 34 - E-Z LIFT (AB7)
2 089058 33 AB8	EA LEG ASM-RIGHT SIDE,GATHERED (AB8)
2 089058 34 AB8	EA LEG ASM-LEFT SIDE,GATHERED (AB8)
2 093453 33 AB8	EA VAL-GATH. W/FABR.TRIM,46" (AB8)
2 096335 14 AB6	EA BLIND-PLEATED,38.5 X 34 - E-Z LIFT (AB8)
3 093454 15 AB1	EA CURTAIN ASM. - 28" X 12", GATHERED SNAP TOP (AB6) FROM: 00-00-00 THRU: 10-01-89
3 093454 21 AB6	EA CURTAIN ASM.-25.5" X 12",GATHERED SNAP TOP (AB6) FROM: 10-02-89 THRU: 12-10-89
3 093454-27-AB1	EA CURTAIN ASM-29X12,GATH.SNAP TOP FROM: 12-11-89 THRU: 99-99-99
3 093475 29 01A	EA BLIND-MINI,26" X 27.5" DROP FROM: 00-00-00 THRU: 10-01-89

CURTAIN, CUSHION & PAD GROUP (CONTINUED)

WINDOW TREATMENT CONT

KEY PART NUMBER	U/M DESCRIPTION
3 093454 15 AB1	EA CURTAIN ASM. - 28" X 12", GATHERED SNAP TOP (AB7) FROM: 00-00-00 THRU: 10-01-89
3 093454 21 AB7	EA CURTAIN ASM.-25.5" X 12",GATHERED SNAP TOP (AB7) FROM: 10-02-89 THRU: 12-10-89
3 093454-27-AB2	EA CURTAIN ASM-29X12,GATH.SNAP TOP FROM: 12-11-89 THRU: 99-99-99
3 093475 29 01A	EA BLIND-MINI,28"X27.5" DROP FROM: 00-00-00 THRU: 10-01-89
3 093454 16 AB3	EA CURTAIN ASM. - 28" X 12", GATHERED SNAP TOP (AB8) FROM: 10-02-89 THRU: 10-01-89
3 093454 22 AB8	EA CURTAIN ASM.-25.5" X 12",GATHERED SNAP TOP (AB8) FROM: 10-02-89 THRU: 12-10-89
3 093454-28-AB3	EA CURTAIN ASM-29X12,GATH.SNAP TOP FROM: 12-11-89 THRU: 99-99-99
3 093475 29 02A	EA BLIND-MINI,28" X 27.5" DROP - MAUVE FROM: 00-00-00 THRU: 10-01-89
4 093475 03 04A	EA BLIND-MINI,28" WIDE X 25" DROP (AB6) FROM: 00-00-00 THRU: 11-12-89
4 093475 37 01A	EA BLIND-MINI,28" X 21",DROP (AB3) FROM: 11-13-89 THRU: 99-99-99
4 093475 03 04A	EA BLIND-MINI,28" WIDE X 25" DROP (AB7) FROM: 00-00-00 THRU: 11-12-89
4 093475 37 01A	EA BLIND-MINI,28" X 21",DROP (AB7) FROM: 11-13-89 THRU: 99-99-99
4 093475 03 03A	EA BLIND-MINI,28" WIDE X 25" DROP (AB8) FROM: 00-00-00 THRU: 11-12-89
4 093475 37 02A	EA BLIND-MINI,28" X 21",DROP (AB8) FROM: 11-13-89 THRU: 99-99-99
5 M97472 01 AB6	EA LEG ASM-STAINED W/INSERT,(AB6)
5 093475 21 03A	EA BLIND-MINI,57.5X32DRP (AB6)
5 M97472 01 AB7	EA LEG ASM-STAINED W/INSERT (AB7)
5 093475 21 03A	EA BLIND-MINI,57.5X32DRP (AB7)
5 M97472 02 AB8	EA LEG ASM-STAINED W/INSERT (AB8)
5 093475 21 04A	EA BLIND-MINI,57.5X32DRP (AB8)
6 093452 02 AB6	EA CURTAIN-W/SNAP TOP,LT 48 X 50
6 077591 09 AB6	EA CURTAIN - 60 X 47.5, VELTOP,RT USED W/BUNK
6 073304 58 AB6	EA CURTAIN-SNAP TOP W/LINING - 36 X 37 USED W/BUNK
6 097994 03 AB6	EA CURTAIN W/HOOK TOP 34 X 75 FROM 08-14-89 THRU 99-99-99
7 073304 60 AB6	EA CURTAIN-W/SNAP TOP W/LINING,-34 X 82 FROM 00-00-00 THRU 08-13-89
7 093452 01 AB6	EA CURTAIN-W/SNAP TOP,RT 48 X 50
7 077591 10 AB6	EA CURTAIN - 60 X 47.5, VELTOP,LT USED W/BUNK
7 073304 59 AB6	EA CURTAIN-SNAP TOP W/LINING - 36 X 125 USED W/BUNK
8 M97472 01 AB6	EA LEG ASM-STAINED W/INSERT,REAR (AB6)
8 M97472 03 AB1	EA LEG ASM-STAINED W/INSERT,FRONT (AB6)
8 093475 22 03A	EA BLIND-MINI, 21 X 32 DROP (AB3)
8 M97472 01 AB7	EA LEG ASM-STAINED W/INSERT,REAR (AB7)
8 M97472 03 AB2	EA LEG ASM-STAINED W/INSERT,FRONT (AB7)
8 093475 22 03A	EA BLIND-MINI, 21 X 32 DROP (AB7)
8 M97472 02 AB8	EA LEG ASM-STAINED W/INSERT,REAR (AB8)
8 M97472 04 AB3	EA LEG ASM-STAINED W/INSERT,FRONT (AB8)
8 093475 22 04A	EA BLIND-MINI, 21 X 32 DROP (AB8)
9 084755 57 AB6	EA SHADE PULL-27.25, NO TRIM
10 M97472 01 AB6	EA LEG ASM-STAINED W/INSERT - FRONT & REAR -(AB6)
10 M97472 01 AB7	EA LEG ASM-STAINED W/INSERT - FRONT & REAR -(AB7)
10 M97472 02 AB8	EA LEG ASM-STAINED W/INSERT - FRONT & REAR -(AB8)
10 093475 21 03A	EA BLIND-MINI, 57.5 X 32 DROP (AB3,AB7)
10 093475 21 04A	EA BLIND-MINI, 57.5 X 32 DROP (AB6)
10 073260 40 AB1	EA TIEBACK ASM-10X18
10 073260 40 AB1	EA TIEBACK ASM-10X18
10 073260 40 AB1	EA TIEBACK ASM-10X18

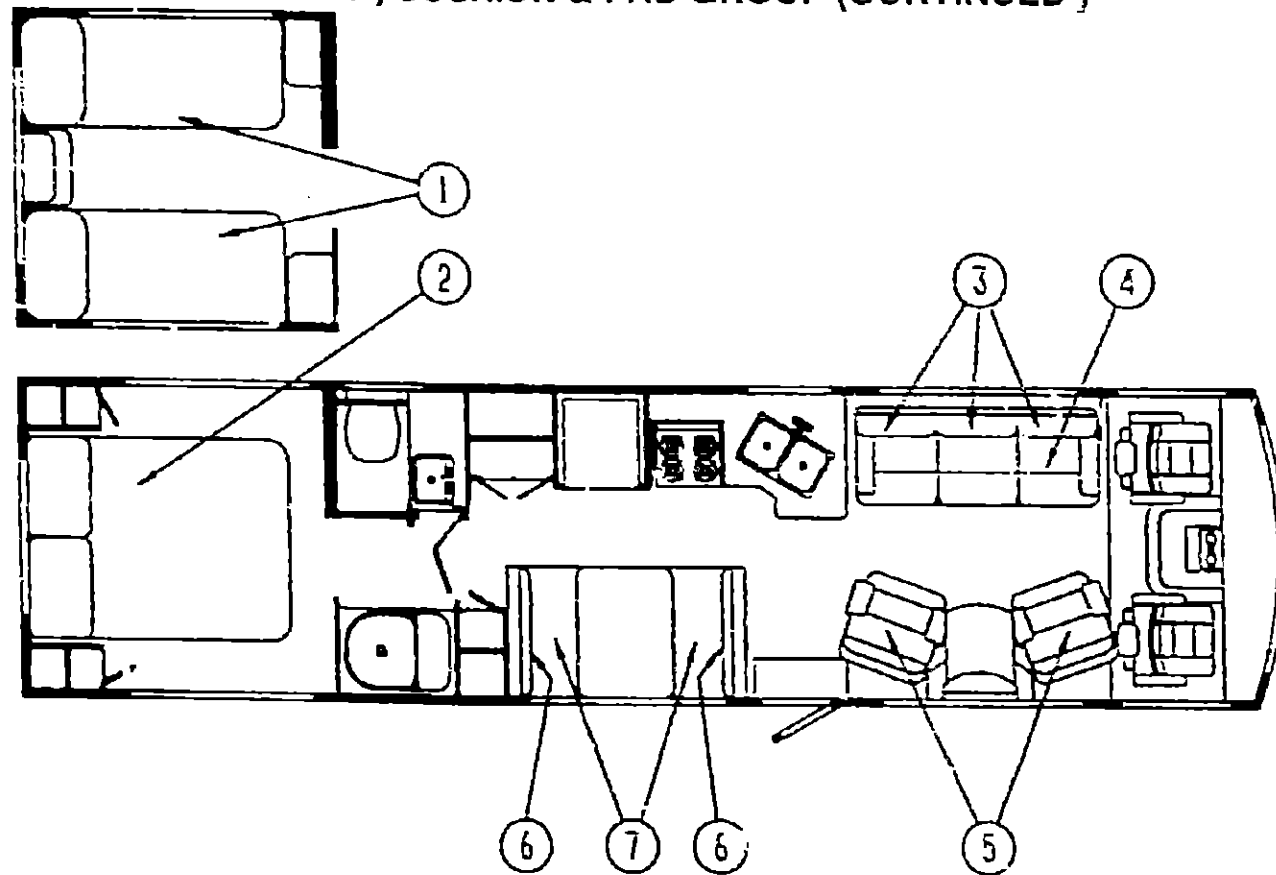
1990 WINNEBAGO
TABLE OF CONTENTS

INTRODUCTION	A-01 - A-02
ABBREVIATIONS	A-03
ALPHABETICAL INDEX	A-04 - A-06
WCN31RQ	A-07 - F-12
WCN33RQ	F-13 - K-18

1990 WCN33RQ INDEX

FLOOR PLAN	F-13 - F-14
ACCESSORIES	F-15 - G-02
BATH	G-03 - G-06
BEDROOM	G-07 - G-10
CHASSIS	G-11 - G-20
C & PAD	G-21 - H-04
COINETTE	H-05 - H-08
DRIVERS	H-09 - H-12
ELECTRICAL	H-13 - H-20
EXTERIOR BODY	H-21 - I-08
GALLEY	I-09 - I-14
HEATING & A/C	I-15 - I-18
INTERIOR FINISH	I-19 - I-23
LABEL	I-24 - J-08
LP	J-09
LOUNGE	J-10 - J-11
SEALANTS & FASTENERS	J-12 - J-14
WATER & SEWAGE	J-15 - J-19
WINDOW, VENT AND EXTERIOR DOOR	J-20 - K-18

CURTAIN, CUSHION & PAD GROUP (CONTINUED)



MATTRESS & BEDSPREAD

KEY PART NUMBER	U/M DESCRIPTION
1 092371 11 AB6	EA BEDSPREAD-FITTED - W/RUFFLE,TWIN,LT.
1 092371 11 AB7	EA BEDSPREAD-FITTED - W/RUFFLE,TWIN,LT.
1 092371 09 AB8	EA BEDSPREAD-FITTED - W/RUFFLE,TWIN,LT.
1 092371 10 AB6	EA BEDSPREAD-FITTED - W/RUFFLE,TWIN,RT.
1 092371 10 AB7	EA BEDSPREAD-FITTED - W/RUFFLE,TWIN,RT.
1 092371 08 AB8	EA BEDSPREAD-FITTED - W/RUFFLE,TWIN,RT.
098176 01 000	EA MATTRESS-INNERSPRING,32X74

MATTRESS & BED COVERINGS

KEY PART NUMBER	U/M DESCRIPTION
2 092371 07 AB6	EA BEDSPREAD-FITTED - W/RUFFLE, QUEEN - 60X75
2 092371 07 AB7	EA BEDSPREAD-FITTED - W/RUFFLE, QUEEN - 60X75
2 092371 03 AB8	EA BEDSPREAD-FITTED - W/RUFFLE, QUEEN - 60X75
081997 04 AB6	EA PILLOW SHAM-W/RUFFLE,30X26
081997 04 AB7	EA PILLOW SHAM-W/RUFFLE,30X26
081997 05 AB8	EA PILLOW SHAM-W/RUFFLE,30X26
098176 04 000	EA MATTRESS-INNERSPRING 59X74

DRIVERS SIDE COUCH

KEY PART NUMBER	U/M DESCRIPTION
3 085357 01 AB6	EA CUSHION - BACK - SINGLE GATHERED
3 085357 01 AB7	EA CUSHION - BACK - SINGLE GATHERED
3 085357 04 AB3	EA CUSHION - BACK - NON-GATHERED (AB8)
M85357 01 AB6	EA COVER - BACK CUSHION - SINGLE GATHERED
M85357 01 AB7	EA COVER - BACK CUSHION - SINGLE GATHERED
M85357 04 AB3	EA COVER - BACK CUSHION - NON-GATH.CELEG (AB8)
4 089007 04 AB6	EA SOFA SEAT-CELEBRITY BED
4 089007 04 AB7	EA SOFA SEAT-CELEBRITY BED
4 089007 04 AB8	EA SOFA SEAT-CELEBRITY BED
M89007 04 AB1	EA COVER ASM-CELEBRITY BED (AB6)
M89007 04 AB2	EA COVER ASM-CELEBRITY BED (AB7)
M89007 04 AB3	EA COVER ASM-CELEBRITY BED (AB8)
085060 10 AB1	EA CUSHION ASM.-THROW PILLOW (AB6)
085060 10 AB2	EA CUSHION ASM.-THROW PILLOW (AB7)
085060 05 AB8	EA CUSHION ASM.-THROW PILLOW (AB8)
079386 01 000	EA FRAME ASM-BED,CONTINENTAL
079386 02 000	EA HARDWARE-KIT.

CURTAIN, CUSHION & PAD GROUP (CONTINUED)

PASSENGER SIDE SWIVEL CHAIR

KEY PART NUMBER	U/M DESCRIPTION
5 086516 07 AB6	EA CHAIR ASM-CELEBRITY,W/O BASE OR SKIRT - RECLINER
5 086516 07 AB7	EA CHAIR ASM-CELEBRITY,W/O BASE OR SKIRT - RECLINER
5 086516 09 AB8	EA CHAIR ASM-NON-GATH.CELEBRITY,W/O BASE OR SKIRT - RECLINER
M86516 07 AB6	EA COVER-CHAIR ASM-CELEBRITY - RECLINER
M86516 07 AB7	EA COVER-CHAIR ASM-CELEBRITY - RECLINER
M86516 09 AB8	EA COVER-CHAIR ASM-CELEBRITY - RECLINER
059032 01 AB1	EA SKIRT ASM- RECLINER CELEBRITY
059032 01 AB2	EA SKIRT ASM- RECLINER CELEBRITY
069032 11 AB3	EA SKIRT ASM- RECLINER CELEBRITY
089363 01 000	EA FRAME-CHAIR, REMOTE RECLINER
089363 02 000	EA FRAME-CABLE,REMOTE RECLINER
089363 03 000	EA FRAME-CABLE,REMOTE SLIDE
069246-02-000	EA ADJUSTER-SEAT/CHAIR, W/O LOCK - FORWARD & BACK
069246-05-700	EA SPRING-ADJUSTER, FOR REMOTE
069246-05-000	EA ADJUSTER-SEAT/CHAIR, W/REMOTE
069246-05-700	EA SPRING-ADJUSTER, FOR REMOTE
069246-05-701	EA CLIP-CABLE, FOR REMOTE
093481-03-000	EA TOP PLATE-PEDESTAL, W/LOCK
093482-01-000	EA SHROUD-PEDESTAL, 13" - PLASTIC - BLACK
093481-02-000	EA BASE-PEDESTAL, W/10" EXTENSION

BACKREST CUSHIONS

KEY PART NUMBER	U/M DESCRIPTION
6 088927 63 AB5	EA CUSHION BACKREST-15 X 38 X 5 (AB5) FROM: 11-27-89 THRU: 99-99-99
M88927 63 AB6	EA COVER- BACKREST-15 X 38 X 5 (AB6)
6 088927 49 AB7	EA CUSHION BACKREST-13.5 X 33 X 5 (AB7) FROM: 00-00-00 THRU: 11-26-89
M88927 49 AB7	EA COVER- BACKREST-15 X 38 X 5 (AB7) FROM: 00-00-00 THRU: 11-26-89
6 088927 63 AB7	EA CUSHION BACKREST-15 X 38 X 5 ANGLE (AB7) FROM: 11-27-89 THRU: 99-99-99
M88927 63 AB7	EA COVER- BACKREST-15 X 38 X 5 (AB6) FROM: 11-27-89 THRU: 99-99-99
6 088927 58 AB3	EA CUSHION BACKREST-13.5 X 38 X 5,HORIZ ANGLED (AB8) FROM: 00-00-00 THRU: 11-26-89
M88927 58 AB3	EA COVER BACKREST-13.5 X 38 X 5,HORIZ ANGLED (AB8)
6 088927 68 AB3	EA CUSHION BACKREST-15 X 38 X 5,HORIZ ANGLED (AB8) FROM: 11-27-89 THRU: 99-99-99
M88927 68 AB3	EA COVER BACKREST-15 X 38 X 5,HORIZ ANGLED (AB6) FROM: 11-27-89 THRU: 99-99-99

SEAT CUSHIONS

KEY PART NUMBER	U/M DESCRIPTION
7 088927 40 AB6	EA CUSHION SEAT-22 X 38 X 5 CELEG.W/SEW LINING
7 088927 40 AB7	EA CUSHION SEAT-22 X 38 X 5 CELEG.W/SEW LINING
7 088927 59 AB3	EA CUSHION SEAT-22 X 38 X 5 HORIZ.W/SEW LINING
M88927 40 AB6	EA COVER-SEAT, DINETTE -22 X 38 X 5 CELEG.W/SEW LINING
M88927 40 AB7	EA COVER-SEAT, DINETTE -22 X 38 X 5 CELEG.W/SEW LINING
M88927 59 AB3	EA COVER-SEAT, DINETTE -22 X 38 X 5 HORIZ.W/SEW LINING

1990 WINNEBAGO
TABLE OF CONTENTS

INTRODUCTION	A-01 - A-02
ABBREVIATIONS	A-03
ALPHABETICAL INDEX	A-04 - A-06
WCN31RQ	A-07 - F-12
WCN33RQ	F-13 - K-18

1990 WCN33RQ INDEX

FLOOR PLAN	F-13 - F-14
ACCESSORIES	F-15 - G-02
BATH	G-03 - G-06
BEDROOM	G-07 - G-10
CHASSIS	G-11 - G-20
C & PAD	G-21 - H-04
DINETTE	H-05 - H-08
DRIVERS	H-09 - H-12
ELECTRICAL	H-13 - H-20
EXTERIOR BODY	H-21 - I-08
GALLEY	I-09 - I-14
HEATING & A/C	I-15 - I-18
INTERIOR FINISH	I-19 - I-23
LABEL	I-24 - J-08
LP	J-09
LOUNGE	J-10 - J-11
SEALANTS & FASTENERS	J-12 - J-14
WATER & SEWAGE	J-15 - J-19
WINDOW, VENT AND EXTERIOR DOOR	J-20 - K-18

CURTAIN, CUSHION & PAD GROUP (CONTINUED)

BUNK CUSHION

KEY PART NUMBER	U/M DESCRIPTION
079145-05-000	EA CUSHION-BUNK
M79145-05-000	EA COVER,CUSHION - BUNK

CURTAIN TRACKS AND HARDWARE

KEY PART NUMBER	U/M DESCRIPTION
097919-04-01A	EA TRACK-CURTAIN, WRAPAROUND - DRIVER - OFF WHITE
097919-03-01A	EA TRACK-CURTAIN, WRAPAROUND - PASSENGER - OFF WHITE
097625-01-000	EA HOOK-DRAPERY
048394-02-000	YD VELCRO TAPE-HOOK, ADHESIVE BACK - .75" WIDE - BEIGE
029092-01-000	FA STUD-NICKEL FINISH-8031
029093-01-000	EA EYELET-NICKEL FINISH-8041
029094-04-000	YD TAPE-LOOP,1.0 WIDE,BLACK
029094-05-000	YD TAPE-LOOP,.50 WIDE,BEIGE
029096-03-000	YD TAPE-HOOK,1.0 WIDE,BLACK
086276-01-000	EA TAPE-DOUBLE SIDED, 1/2"
087253-01-000	EA PULL-ROLLER SHADE, PLASTIC - CLEAR
096843-01-000	EA SPRING-REWIND, ROLLER SHADE
084434-01-000	EA BRACKET-MOUNTING, ROLLER SHADE - 1 3/8"
089916-01-000	EA MOUNT-WINDOW LEG, BLACK
083170-01-000	EA BRACKET-BLIND, REAR
083170-02-000	EA BRACKET-BLIND, FRONT
097565-01-000	EA BRACKET-MOUNTING, BLIND
093475-01-700	EA WAND-BLIND, W/METAL CLIP - 8" LONG
093475-01-701	EA END CAP-BLIND, W/STUD
095591-02-000	EA BRACKET-BLIND, HOLD-DOWN - W/PIN
046867-01-000	EA GROMMET-BRASS - 7/16" ID X 1" OD
059797-02-000	EA SHELL-BUTTON, PLASTIC - # 30
089734-01-000	EA BACK-BUTTON, DURASNAP - # 30
078155-01-000	EA STRAP-BACK CUSHION, SNAP
029155-01-000	EA CAP-SNAP, NICKEL
029156-01-000	EA SOCKET-SNAP FASTENER, NICKEL

FABRICS AND TRIMS

KEY PART NUMBER	U/M DESCRIPTION
088792-01-000	YD VELCRO-5/8" HOOK, NON-ADHES
088792-02-000	YD VELCRO-3/4" LOOP, ADHESIVE
106544-01-000	EA PULL-SHADE,BRASS
087253-01-000	EA PULL-SHADE-GRABER, CLEAR PLASTIC
093008-01-000	SY FABRIC - UPHOLSTERY MAIN - AB6
096008-02-000	SY FABRIC - UPHOLSTERY MAIN - AB7
096008-17-000	SY FABRIC - UPHOLSTERY MAIN - AB8
088274-33-000	SY FABRIC - UPHOLSTERY ACCENT - AB6
088274-80-000	SY FABRIC - UPHOLSTERY ACCENT - AB7
096000-25-000	SY FABRIC - UPHOLSTERY ACCENT - AB8
088273-42-000	YD FABRIC-BEDSPREAD ACCENT (AB6)
088273-45-000	YD FABRIC-BEDSPREAD MAIN (AB6)
088273-42-000	YD FABRIC-BEDSPREAD ACCENT (AB7)
088273-46-000	YD FABRIC-BEDSPREAD MAIN (AB7)
088273-39-000	YD FABRIC-BEDSPREAD (AB8)
079680-09-000	SY FABRIC - VINYL - OFF WHITE
088273-42-000	SY FABRIC - BLACKOUT & WRAPAROUND - PARCHMENT
075244-02-000	YD VINYL - SHOWER CURTAIN LINES
103907-01-01A	YD VINYL-EXPANDED MADRID O/W
079680-01-000	YD VINYL-EXPANDED 26 OZ BUCKSKN
079680-09-000	YD VINYL-OFF WHITE
079349-01-X75	YD WELT ASM-ACCENT FABRIC
072333-74-000	SY FABRIC-DRAPERY

CURTAIN, CUSHION & PAD GROUP (CONTINUED)

FLOOR COVERINGS & COMPONENTS

KEY PART NUMBER	U/M DESCRIPTION
096060-06-000	SY CARPET AB6
072860-89-000	SY CARPET AB7
072860-69-000	SY CARPET AB8
093486-01-000	SY CARPET-COMPARTMENT, 54" WIDE - DARK GRAY
075233-01-000	SY PAD-CARPET, 3/8" X 6"
076314-02-000	FT TAPE-CARPET SEAM, HEAT-BOND

SEATBELT

KEY PART NUMBER	U/M DESCRIPTION
007021-01-000	EA BELT-SEAT, 2" X 90" - BLACK
057759-01-000	EA WASHER BRACKET-SEAT BELT, 4" DIAMETER
000039-06-008	EA NUT-HEX, SER FLG LK - 3/8-16 2N

1990 WINNEBAGO

TABLE OF CONTENTS

INTRODUCTION	A-01 - A-02
ABBREVIATIONS	A-03
ALPHABETICAL INDEX	A-04 - A-06
WCN31RQ	A-07 - F-12
WCN33RQ	F-13 - K-18

1990 WCN33RQ INDEX

FLOOR PLAN	F-13 - F-14
ACCESSORIES	F-15 - G-02
BATH	G-03 - G-06
BEDROOM	G-07 - G-10
CHASSIS	G-11 - G-20
C C & PAD	G-21 - H-04
DINETTE	H-05 - H-08
DRIVERS	H-09 - H-12
ELECTRICAL	H-13 - H-20
EXTERIOR BODY	H-21 - I-08
GALLEY	I-09 - I-14
HEATING & A/C	I-15 - I-18
INTERIOR FINISH	I-19 - I-23
LABEL	I-24 - J-08
LP	J-09
LOUNGE	J-10 - J-11
SEALANTS & FASTENERS	J-12 - J-14
WATER & SEWAGE	J-15 - J-19
WINDOW, VENT AND EXTERIOR DOOR	J-20 - K-18

CURTAIN, CUSHION & PAD GROUP (CONTINUED)

DRIVER & PASSENGER BUCKET SEATS

KEY PART NUMBER	U/M DESCRIPTION
093471-05-AB6	EA SEAT-BUCKET, W/O BASE OR SKIRT
093471-05-AB7	EA SEAT-BUCKET, W/O BASE OR SKIRT
093471-05-AB8	EA SEAT-BUCKET, W/O BASE OR SKIRT
M03445-07-AB6	EA COVER-BACK - BUCKET SEAT
M03445-07-AB7	EA COVER-BACK - BUCKET SEAT
M03445-13-AB8	EA COVER-BACK - BUCKET SEAT
M03445-08-AB6	EA COVER-SEAT - BUCKET SEAT
M03445-08-AB7	EA COVER-SEAT - BUCKET SEAT
M03445-14-AB8	EA COVER-SEAT - BUCKET SEAT
M80906-01-000	EA FRAME-SEAT
080243-34-AB6	EA ARMREST-BUCKET SEAT, RIGHT HAND
080243-34-AB7	EA ARMREST-BUCKET SEAT, RIGHT HAND
080243-34-AB8	EA ARMREST-BUCKET SEAT, RIGHT HAND
080243-35-AB6	EA ARMREST-BUCKET SEAT, LEFT HAND
080243-35-AB7	EA ARMREST-BUCKET SEAT, LEFT HAND
080243-35-AB8	EA ARMREST-BUCKET SEAT, LEFT HAND
M80243-34-AB6	EA COVER-ARMREST, BUCKET SEAT - RH
M80243-34-AB7	EA COVER-ARMREST, BUCKET SEAT - RH
M80243-34-AB8	EA COVER-ARMREST, BUCKET SEAT - RH
M80243-35-AB6	EA COVER-ARMREST, BUCKET SEAT - LH
M80243-35-AB7	EA COVER-ARMREST, BUCKET SEAT - LH
M80243-35-AB8	EA COVER-ARMREST, BUCKET SEAT - LH
071126-24-AB6	EA SKIRT-BUCKET SEAT
071126-24-AB7	EA SKIRT-BUCKET SEAT
071126-24-AB8	EA SKIRT-BUCKET SEAT
081361-01-000	EA ROD-ARMREST, METAL
089368-05-000	EA FRAME-CABLE,REMOTE RECLINE
089368-08-000	EA FRAME-RECLINER, BUCKET SEAT - W/CABLE SHIELD
089368-04-000	EA FRAME-CABLE, REMOTE SWIVEL
089246-02-000	EA ADJUSTER-BUCKET SEAT W/O LOCK, FORWARD AND BACK
089246-05-700	EA SPRING-ADJUSTER, FOR REMOTE
089246-05-000	EA ADJUSTER-SEAT/CHAIR, W/REMOTE
089246-05-700	EA SPRING-ADJUSTER, FOR REMOTE
089246-05-701	EA CLIP-CABLE, FOR REMOTE
089585-29-000	EA BAR-SEAT BELT, BUCKET SEATS - 20"
092481-03-000	EA TOP PLATE-PEDESTAL, BUCKET SEAT - W/O SEATBELT BAR
089585-08-000	EA BASE-BUCKET SEAT, BOLTS TO FLOOR - VERTICAL 8"
092759-01-000	EA PEDESTAL-TELESCOPING, PASSENGER
092759-01-700	EA POWER HEAD F/TELESCOPING PEDESTAL
092759-02-000	EA PEDESTAL-TELESCOPING

CURTAIN, CUSHION & PAD GROUP (CONTINUED)

DRIVERS POWERED SEAT OPTION L63M

KEY PART NUMBER	U/M DESCRIPTION
069585-39-000	EA PLATE-TOP, BUCKET SEAT - POWERED FROM: 10-02-89 THRU: 99-99-99
069585-36-000	EA PLATE-TOP, BUCKET SEAT - POWERED FROM: 00-00-00 THRU: 10-01-89
071126-26-Y77	EA SKIRT-BUCKET SEAT (AB6)
071126-26-Y22	EA SKIRT-BUCKET SEAT (AB7)
071126-26-AB8	EA SKIRT-BUCKET SEAT
081373-01-000	EA UNIT-POWER, BUCKET SEAT - 6 WAY
081373-01-700	EA SWITCH-CONTROL, W/L BRACKET
069585-37-000	EA PLATE-SUB, VERTICAL - 5"
096808-01-000	EA SPACER-PEDESTAL DRIVER

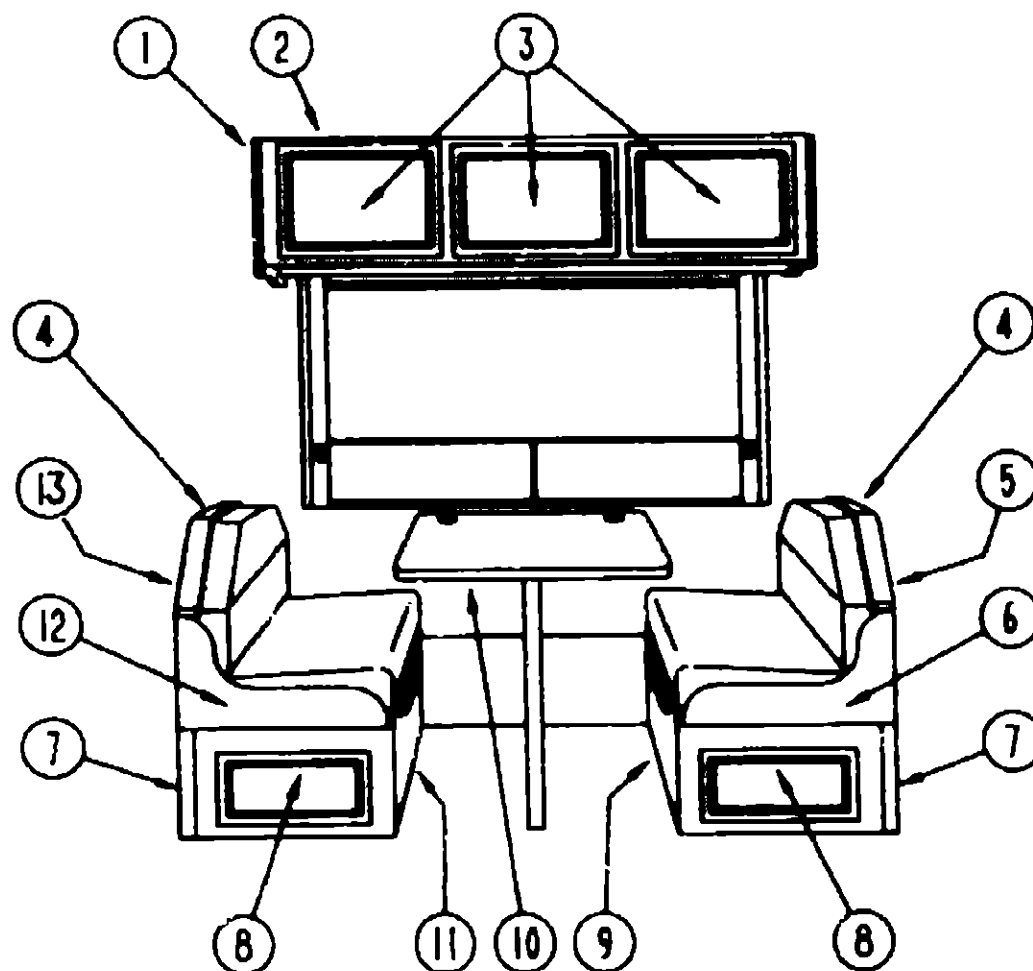
1990 WINNEBAGO
TABLE OF CONTENTS

INTRODUCTION	A-01 - A-02
ABBREVIATIONS	A-03
ALPHABETICAL INDEX	A-04 - A-06
WCN31RQ	A-07 - F-12
WCN33RQ	F-13 - K-18

1990 WCN33RQ INDEX

FLOOR PLAN	F-13 - F-14
ACCESSORIES	F-15 - G-02
BATH	G-03 - G-08
BEDROOM	G-07 - G-10
CHASSIS	G-11 - G-20
C C & PAD	G-21 - H-04
DINETTE	H-05 - H-08
DRIVERS	H-09 - H-12
ELECTRICAL	H-13 - H-20
EXTERIOR BODY	H-21 - H-28
GALLEY	I-09 - I-14
HEATING & AC	I-15 - I-18
INTERIOR FINISH	I-19 - I-23
LABEL	I-24 - J-08
LP	J-09
LOUNGE	J-10 - J-11
SEALANTS & FASTENERS	J-12 - J-14
WATER & SEWAGE	J-15 - J-19
WINDOW, VENT AND EXTERIOR DOOR	J-20 - K-18

DINETTE GROUP



OVERHEAD CABINET W/LIGHT, SPEAKER & RECEPTACLE

KEY PART NUMBER	U/M DESCRIPTION
1 002747-01-Y10	EA END CAP-CABINET, OVERHEAD - FRONT
2 M97072-20-AB6	EA CABINET-OVERHEAD, DINETTE - W/O DOORS OR HARDWARE
3 M88304-A9-AB6	EA DOOR-CABINET, W/O HARDWARE - 14.4" X 21.9"
4 098454-01-AB1	EA PAD-BACKREST TOP, DINETTE (AB6) FROM: 07-15-89 THRU: 99-99-99
4 098454-01-AB2	EA PAD-BACKREST TOP, DINETTE (AB7) FROM: 07-15-89 THRU: 99-99-99
4 098454-01-AB3	EA PAD-BACKREST TOP, DINETTE (AB8) FROM: 07-15-89 THRU: 99-99-99
5 M03434-04-AB6	EA CABINET-BACKREST, REAR - W/O DOORS OR HARDWARE FROM: 00-00-00 THRU: 07-14-89
5 M04069-02-AB6	EA CABINET-BACKREST, REAR - W/O DOORS OR HARDWARE FROM: 07-15-89 THRU: 99-99-99
6 098432-02-AB1	EA PAD-SEAT EDGE, DINETTE - REAR (AB6) FROM: 07-15-89 THRU: 99-99-99
6 098432-02-AB2	EA PAD-SEAT EDGE, DINETTE - REAR (AB7) FROM: 07-15-89 THRU: 99-99-99
6 098432-02-AB3	EA PAD-SEAT EDGE, DINETTE - REAR (AB8) FROM: 07-15-89 THRU: 99-99-99
7 098433-01-AB1	EA PAD-SEATBASE EDGE, DINETTE (AB6) FROM: 07-15-89 THRU: 99-99-99
7 098433-01-AB2	EA PAD-SEATBASE EDGE, DINETTE (AB7) FROM: 07-15-89 THRU: 99-99-99
7 098433-01-AB3	EA PAD-SEATBASE EDGE, DINETTE (AB8) FROM: 07-15-89 THRU: 99-99-99
8 M88304-21-AB6	EA DOOR - CABINET SEATBASE 10" X 19.1"
9 M03435-04-AB6	EA CABINET-SEATBASE, REAR - W/O DOORS OR HARDWARE OR SEAT PADS FROM: 00-00-00 THRU: 07-14-89
9 M04070-02-AB6	EA CABINET-SEATBASE, REAR - W/O DOORS OR HARDWARE OR SEAT PADS FROM: 07-15-89 THRU: 99-99-99
10 M92743-06-AB6	EA TABLE-DINETTE, W/O HARDWARE (AB6, AB7)
10 M92743-06-AB3	EA TABLE-DINETTE, W/O HARDWARE (AB8)

DINETTE GROUP (CONTINUED)

OVERHEAD CABINET W/LIGHT, SPEAKER & RECEPTACLE CONT

KEY PART NUMBER	U/M DESCRIPTION
11 M03885-06-AB6	EA CABINET-SEATBASE, FRONT - W/O DOORS OR HARDWARE OR SEAT PADS FROM: 00-00-00 THRU: 07-14-89
11 M04067-06-AB6	EA CABINET-SEATBASE, FRONT - W/O DOORS OR HARDWARE OR SEAT PADS FROM: 07-15-89 THRU: 99-99-99
12 098432-01-AB1	EA PAD-SEAT EDGE, DINETTE - FRONT (AB6) FROM: 07-15-89 THRU: 99-99-99
12 098432-01-AB2	EA PAD-SEAT EDGE, DINETTE - FRONT (AB7) FROM: 07-15-89 THRU: 99-99-99
12 098432-01-AB3	EA PAD-SEAT EDGE, DINETTE - FRONT (AB8) FROM: 07-15-89 THRU: 99-99-99
13 M03884-01-AB6	EA CABINET-BACKREST, FRONT - W/O DOORS OR HARDWARE FROM: 00-00-00 THRU: 07-14-89
13 M04066-01-AB6	EA CABINET-BACKREST, FRONT - W/O DOORS OR HARDWARE FROM: 07-15-89 THRU: 99-99-99
070578-02-X19	EA BUTTON SCREW-STUD, #30 VINYL (AB6, AB8) FROM: 00-00-00 THRU: 07-12-89
070578-01-Y70	EA BUTTON SCREW STUD, #30 (AB6, AB8) FROM: 07-15-89 THRU: 99-99-99
070578-11-Y15	EA BUTTON ASM-#30 (AB6, AB8)
070576 01 AB7	EA BUTTON SCREW STUD, #30 (AB7) FROM: 07-15-89 THRU: 99-99-99
070578 02 X19	EA BUTTON SCREW-STUD, #30 (AB7) FROM: 00-00-00 THRU: 07-12-89

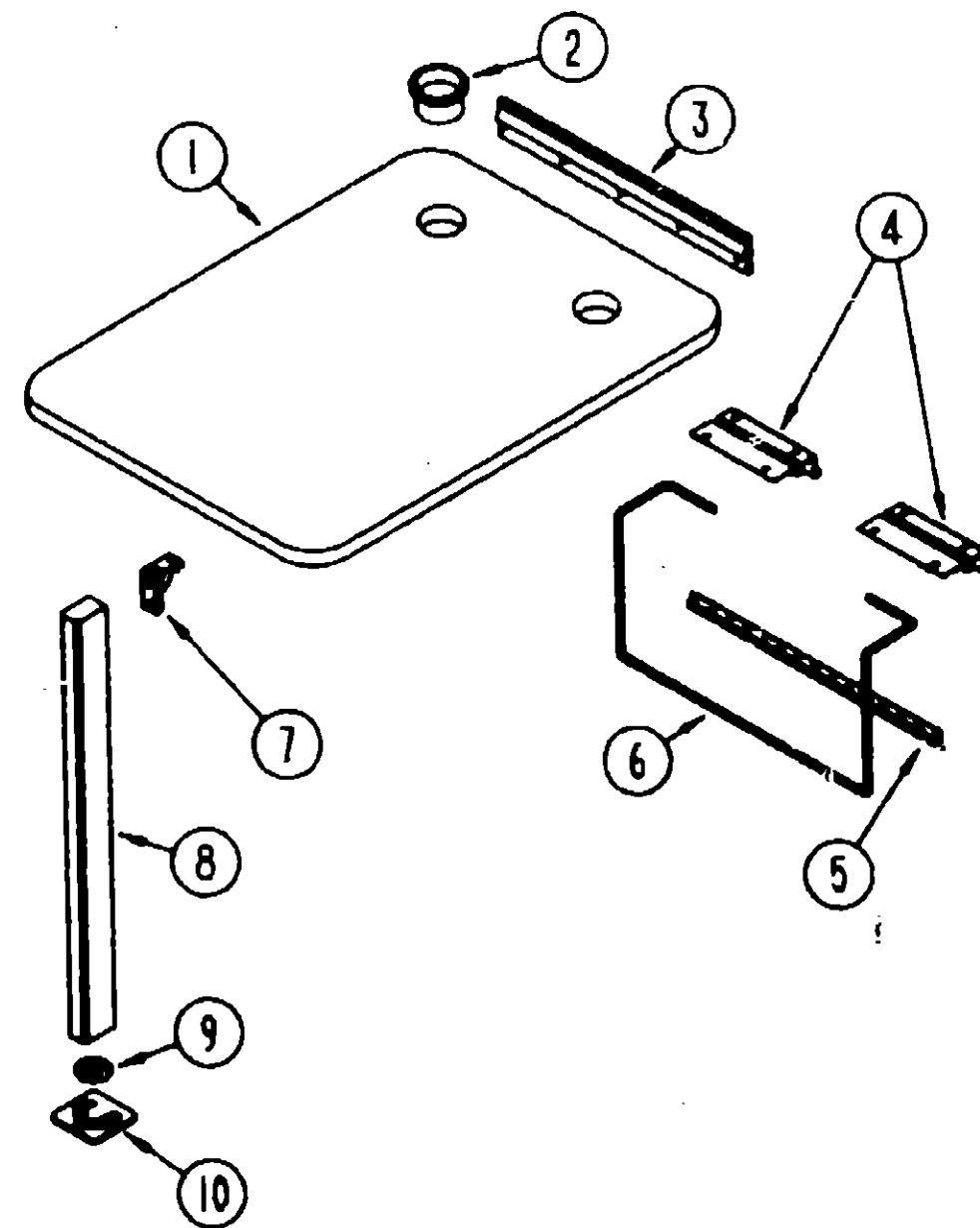
1990 WINNEBAGO TABLE OF CONTENTS

INTRODUCTION	A-01 - A-02
ABBREVIATIONS	A-03
ALPHABETICAL INDEX	A-04 - A-06
WCN31RQ	A-07 - F-12
WCN33RQ	F-13 - K-18

1990 WCN33RQ INDEX

FLOOR PLAN	F-13 - F-14
ACCESSORIES	F-15 - G-02
BATH	G-03 - G-06
BEDROOM	G-07 - G-10
CHASSIS	G-11 - G-20
C/C & PAD	G-21 - H-04
DINETTE	H-05 - H-08
DRIVERS	H-09 - H-12
ELECTRICAL	H-13 - H-20
EXTERIOR BODY	H-21 - I-08
GALLEY	I-09 - I-14
HEATING & AC	I-15 - I-18
INTERIOR FINISH	I-19 - I-23
LABEL	I-24 - J-08
LP	J-09
LOUNGE	J-10 - J-11
SEALANTS & FASTENERS	J-12 - J-14
WATER & SEWAGE	J-15 - J-19
WINDOW, VENT AND EXTERIOR DOOR	J-20 - K-18

DINETTE GROUP (CONTINUED)



KEY PART NUMBER	DESCRIPTION
1 M92743-06-AB6	EA TABLE-DINETTE, W/O HARDWARE (ABS, AB7)
1 M92743-06-AB8	EA TABLE-DINETTE, W/O HARDWARE
004354-01-000	EA BUMPER-CABINET DOOR, RUBBER - BROWN
2 064781-05-000	EA HOLDER-CUP, TWO STEP - BEIGE
3 053200-08-000	EA SUPPORT-TABLE, 18.5", BEIGE
4 088410-01-000	EA BRACKET-LIFT, TABLE MOUNTED - BEIGE
5 024281-11-000	EA BRACKET-LIFT ROD, LOWER WALL MOUNTED - 17.12" - BEIGE
6 024275-11-000	EA ROD-TABLE LIFT, 8" X 10.5" - BEIGE
7 093550-01-000	EA BRACKET-FOLDING LEG
8 092708-01-Y15	EA LEG-TABLE
9 092593-01-04A	EA CATCH-TABLE LEG, BEIGE
10 049493-08-000	EA FLOOR CATCH - TABLE LEG - TAN

DINETTE TABLE & COMPONENTS

KEY PART NUMBER	DESCRIPTION
1 M92743-06-AB6	EA TABLE-DINETTE, W/O HARDWARE (ABS, AB7)
1 M92743-06-AB8	EA TABLE-DINETTE, W/O HARDWARE
004354-01-000	EA BUMPER-CABINET DOOR, RUBBER - BROWN
2 064781-05-000	EA HOLDER-CUP, TWO STEP - BEIGE
3 053200-08-000	EA SUPPORT-TABLE, 18.5", BEIGE
4 088410-01-000	EA BRACKET-LIFT, TABLE MOUNTED - BEIGE
5 024281-11-000	EA BRACKET-LIFT ROD, LOWER WALL MOUNTED - 17.12" - BEIGE
6 024275-11-000	EA ROD-TABLE LIFT, 8" X 10.5" - BEIGE
7 093550-01-000	EA BRACKET-FOLDING LEG
8 092708-01-Y15	EA LEG-TABLE
9 092593-01-04A	EA CATCH-TABLE LEG, BEIGE
10 049493-08-000	EA FLOOR CATCH - TABLE LEG - TAN

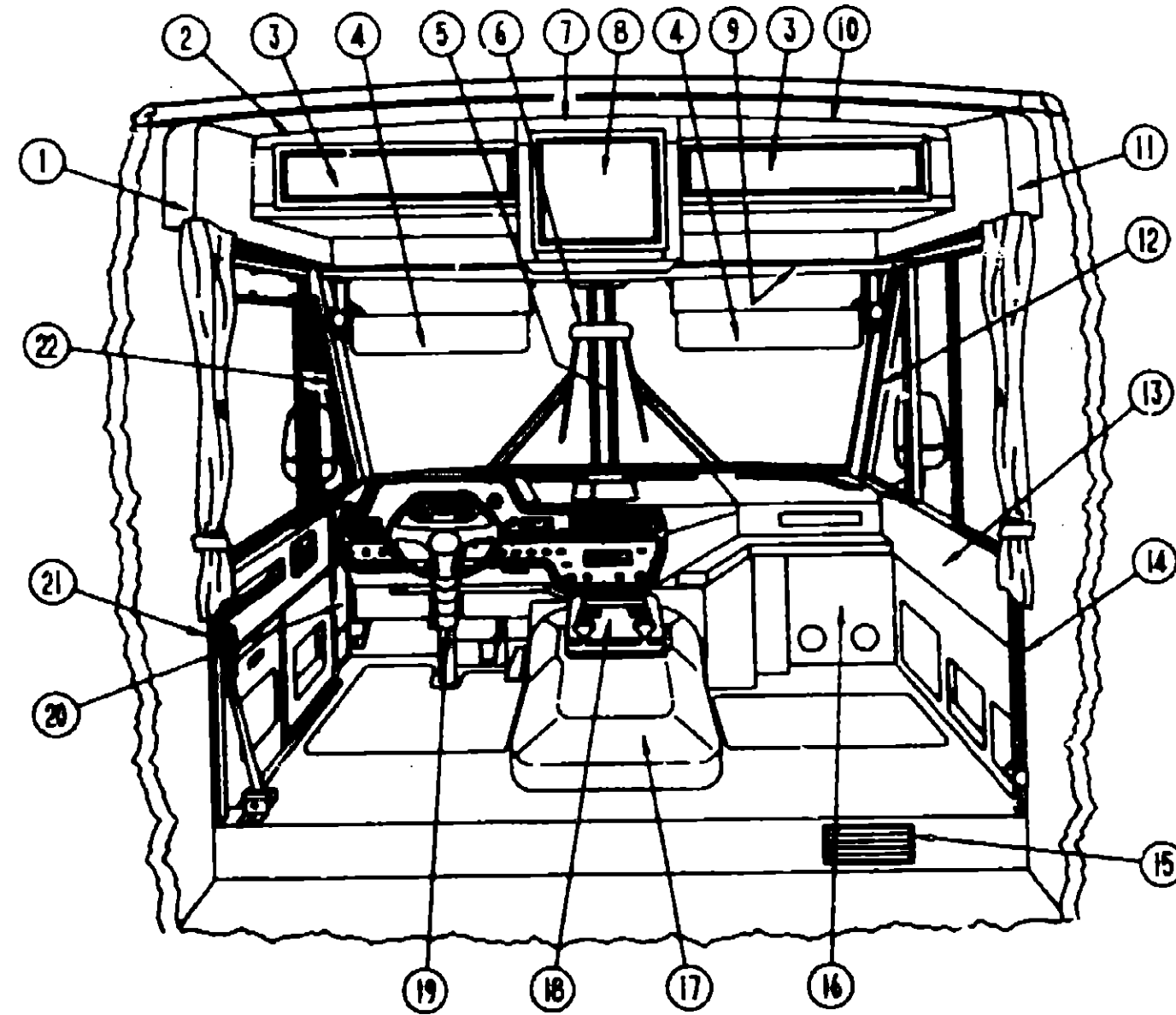
1990 WINNEBAGO TABLE OF CONTENTS

INTRODUCTION	A-01 - A-02
ABBREVIATIONS	A-03
ALPHABETICAL INDEX	A-04 - A-06
WCN31RQ	A-07 - F-12
WCN33RQ	F-13 - K-18

1990 WCN33RQ INDEX

FLOOR PLAN	F-13 - F-14
ACCESSORIES	F-15 - G-02
BATH	G-03 - G-08
BEDROOM	G-07 - G-10
CHASSIS	G-11 - G-20
C.C. & PAD	G-21 - H-04
DINETTE	H-05 - H-08
DRIVERS	H-08 - H-12
ELECTRICAL	H-13 - H-20
EXTERIOR BODY	H-21 - I-08
GALLEY	I-09 - I-14
HEATING & AC	I-15 - I-18
INTERIOR FINISH	I-19 - I-23
LABEL	I-24 - J-08
LP	J-09
LOUNGE	J-10 - J-11
SEALANTS & FASTENERS	J-12 - J-14
WATER & SEWAGE	J-15 - J-19
WINDOW, VENT AND	J-20 - K-18
EXTERIOR DOOR	

DRIVERS COMPARTMENT GROUP



DRIVERS COMPARTMENT

KEY PART NUMBER	U/M DESCRIPTION
1 092471-02-01A	EA TRIM-SIDE, UPPER DRIVER - OFF WHITE - 33 1/4"
1 092472-01-01A	EA TRIM-SIDE, LOWER - DR & PASS - 15.5" LONG - OFF WHITE
2 M97169-02-AB6	EA CABINET ASM-OVERHEAD, FRONT, LEFT
3 M98304-03-AB6	EA DOOR ASM - W/O HARDWARE, 180X0640
4 092286-05-B07	EA SUNVISOR-DRIVER OR PASSENGER - OFF WHITE
000G39-10-120	EA SCREW-SF/DR, 10-16 X 3/4 PPH - BLACK
007211-01-000	EA HINGE-SUNVISOR
074012-01-000	EA CLIP-SUNVISOR, SQUARE - PINCH ON
085709-01-000	EA MOUNT-SUNVISOR, CLIP TYPE - BLACK
5 077114-07-000	EA COVER-CENTER PILLAR, WINDSHIELD - BEIGE
5 077114-03-000	EA COVER-CENTER PILLAR, WINDSHIELD - BEIGE - UNCUT
6 040714-01-700	EA MIRROR INSIDE REAR VIEW KIT
7 M98974-01-A96	EA CABINET ASM - CENTER OVERHEAD
7 090974-01-AB6	EA CABINET ASM - TV CENTER OVERHEAD
8 M98304-E2-AB6	EA DOOR ASM- CENTER OVERHEAD W/O HARDWARE, 290X0410
9 093984-01-700	EA HEADLINER-FRONT, PLASTIC - OFF WHITE
10 M97169-01-AB6	EA CABINET ASM-OVERHEAD, FRONT, RIGHT

DRIVERS COMPARTMENT GROUP (CONTINUED)

DRIVERS COMPARTMENT CONT

KEY PART NUMBER	U/M DESCRIPTION
11 092471-01-01A	EA TRIM-SIDE, UPPER PASSENGER - OFF WHITE - 33 1/4"
11 092472-01-01A	EA TRIM-SIDE, LOWER - DR & PASS - 15.5" LONG - OFF WHITE
12 092584-01-01A	EA COVER-A PILLAR, PASSENGER - LIGHT FAWN
13 092582-01-01A	EA PANEL-KICK, LOWER PASSENGER SIDE - LIGHT FAWN
14 097240-01-01A	EA COVER-B PILLAR, PASS - 58" X 2.1" - PLASTIC - OFF WHITE
092585-01-01A	EA COVER-HINGE PILLAR, PASSENGER - LIGHT FAWN
15 093614-01-01A	EA GRILLE-RETURN AIR, FURNACE - 15.6" X 7.6" - BROWN
16 095757-01-AB6	EA COVER-HEATER, W/2 LOUVERED OUTLETS - 10.2" X 17.5" - AB6
16 095757-01-AB7	EA COVER-HEATER, W/2 LOUVERED OUTLETS - 10.2" X 17.5" - AB7
16 095757-01-Y14	EA COVER-HEATER, W/2 LOUVERED OUTLETS - 10.2" X 17.5" - AB8
17 097552-01-000	EA COVER-MOTOR W/O CARPET
075564-01-000	EA BRACKET-MOUNTING, MOTOR COVER
092406-01-000	EA TRIM-MOTOR COVER, ALUMINUM
039623-01-000	FT SEAL-MOTOR COVER, RUBBER BULB TYPE - BLACK
18 098132-01-AB6	EA TRAY-BEVERAGE, WOOD
098911-01-01A	EA INSERT-BEVERAGE TRAY
M04032-01-AB1	EA DOWEL-WOOD STAINED
19 078245 01 000	EA BOOT-STEERING COLUMN
20 092583-02-01A	EA PANEL-KICK, LOWER DRIVER SIDE - LIGHT FAWN
21 097239-01-01A	EA COVER-B PILLAR, DR - 58" X 2.2" - PLASTIC - OFF WHITE
091990-01-01A	EA SEAT BELT-SHOULDER HARNESS - DRIVERS/PASSENGERS - BLACK
091990-01-700	EA BOLT COVER
091990-02-01A	EA BRACKET-SEAT BELT, DRIVERS - FLOOR MOUNT
092585-02-01A	EA COVER-HINGE PILLAR, DRIVER - LIGHT FAWN
093899-02-000	EA PLATE-STRIKER BOLT
22 092584-02-01A	EA COVER-A PILLAR, DRIVER - LIGHT FAWN
081201-01-000	EA MAT-FLOOR, FRONT - DRIVER
081202-01-000	EA MAT-FLOOR, FRONT - PASSENGER

FORD

KEY PART NUMBER	U/M DESCRIPTION
100602-03-01A	EA PANEL-INSTRUMENT, UPPER W/CUTOUTS - "CHIEFTAIN" - BLACK
	1991 FORD - MOUNTS CLUSTER
101025-02-01A	EA PANEL-DASH, LOWER W/CUTOUTS - FORD - 11.9" LONG - BLACK
101024-03-01A	EA PANEL-DASH, LOWER W/CUTOUTS - FORD - 30.7" LONG - BLACK
	DRIVER SIDE - MOUNTS RADIO

CANADIAN OPTION L285, L27E - FORD & CHEVY

KEY PART NUMBER	U/M DESCRIPTION
094794-02-000	EA CLUSTER-INSTRUMENT, KILOMETER - FORD CHASSIS-10849-BB
	NOT IN THIS OPTION AFTER 11-04-90
094796-01-000	EA CLUSTER-INSTRUMENT PANEL, KILOMETERS - GAS - GMM 25088535
	FROM: 00-00-00 THRU: 11-04-90
094796-03-000	EA CLUSTER-INSTRUMENT PANEL, KILOMETERS - GAS - GMM 16138135
	FROM: 00-00-00 THRU: 11-04-90
100158-01-000	EA WIRE ASM-DAYTIME RUNNING LIGHTS
100159-01-000	EA WIRE ASM-DAYTIME RUNNING LIGHTS, W/FUSE

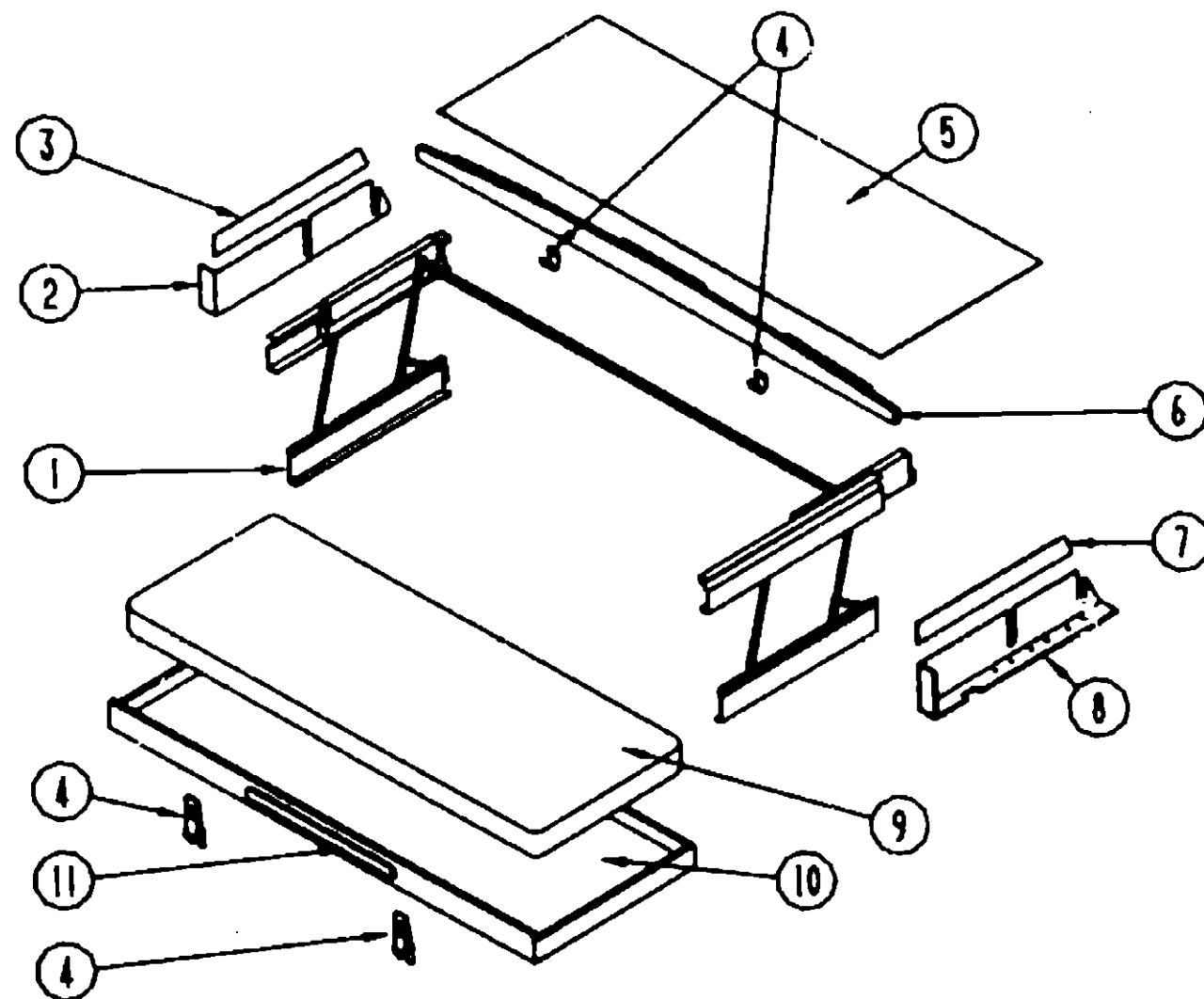
1990 WINNEBAGO TABLE OF CONTENTS

INTRODUCTION	A-01 -	A-02
ABBREVIATIONS		A-03
ALPHABETICAL INDEX	A-04 -	A-06
WCN31RQ	A-07 -	F-12
WCN33RQ	F-13 -	K-18

1990 WCN33RQ INDEX

FLOOR PLAN	F-13 -	F-14
ACCESSORIES	F-15 -	G-02
BATH	G-03 -	G-06
BEDROOM	G-07 -	G-10
CHASSIS	G-11 -	G-20
C C & PAD	G-21 -	H-04
DINETTE	H-05 -	H-08
DRIVERS	H-09 -	H-12
ELECTRICAL	H-13 -	H-20
EXTERIOR BODY	H-21 -	I-08
GALLEY	I-09 -	I-14
HEATING & AC	I-15 -	I-18
INTERIOR FINISH	I-19 -	I-23
LABEL	I-24 -	J-08
LP		J-09
LOUNGE	J-10 -	J-11
SEALANTS & FASTENERS	J-12 -	J-14
WATER & SEWAGE	J-15 -	J-19
WINDOW, VENT AND		
EXTERIOR DOOR	J-20 -	K-18

DRIVERS COMPARTMENT GROUP (CONTINUED)



FRONT BUNK-SINGLE

KEY PART NUMBER	U/M DESCRIPTION
1 076780-02-000	EA BUNK HARDWARE
076780-02-700	EA SPRING-GAS-BUNK HARDWARE
2 082471-02-01A	EA TRIM-SIDE, UPPER DRIVER - OFF WHITE - 33 1/4"
3 082472-02-01A	EA TRIM-SIDE, SIDE - LOWER - 15.5" LONG - OFF WHITE
4 042541-04-000	EA LATCH ASM-W/STRIKE, (2 SETS) - BRASS
082471-04-01A	EA TRIM-OVERHEAD, DRIVER SIDE - OFF WHITE
042541-05-000	EA STRIKE-BRASS
049485-04-000	EA SCREW, 10-18 X 1 PTH W/WASHER - BEIGE
075043-02-000	EA BRACE-ANGLE, W/HOLES - 1" X 1.5" X 14" - ALUMINUM - BEIGE
5 074497-10-000	SF PANELING-CEILING, 4' X 8' - INCREMENTS OF 32 SF
083884-01-700	EA HEADLINER-FRONT, PLASTIC - OFF WHITE
6 M83055-01-Y12	EA BOARD-BUNK, TRIM - CEILING MOUNTED
016804-03-000	EA BRACE-L/ANGLED, 2.5" - BEIGE
7 082471-01-01A	EA TRIM-SIDE, UPPER PASSENGER - OFF WHITE - 33 1/4"
8 082472-01-01A	EA TRIM-SIDE, LOWER - 15.5" LONG - OFF WHITE
9 079145-05-000	EA CUSHION-BUNK, OVERHEAD - 30" X 73" X 4"
M79145-05-000	EA COVER-BUNK CUSHION, OVERHEAD - 30" X 73" X 4"
10 081717-04-Y12	EA BED-BUNK, FRONT
11 084655-01-Y12	EA HANDLE-BUNK, OAK

DRIVERS COMPARTMENT GROUP (CONTINUED)

DASH & COMPONENTS

KEY PART NUMBER	U/M DESCRIPTION
076867-01-000	EA BRACKET-V, LIPPED - 3.5" X 1" - STEEL - W/O SCREW HOLES
076867-02-000	EA BRACKET-V, LIPPED - 8.4" X 1" - STEEL - W/SCREW HOLES
076872-01-000	EA BRACKET-V, LIPPED - 2.7" X 1" - STEEL - W/O SCREW HOLES
024980-01-000	EA OUTLET-DEFROSTER, WITH SWIVEL - 2" - TAN
076783-02-000	EA LOUVER/BEZEL-BLACK, 2 1/2"
076788-02-000	EA CYLINDER-CARDBOARD, LAMP
076788-03-000	EA LAMP PLATE
076788-04-000	EA LAMP PLATE-TURN SIGNAL
076797-02-000	EA PANEL-INSTRUMENT, W/LOUVER CUTOUT 15.5" X 2.5" BLACK-PASSENGER SIDE
	FROM: 00-00-00 THRU: 06-03-90
076797-03-000	EA PANEL-INSTRUMENT, W/LOUVER CUTOUT - 15.5" X 2.5" - BLACK
	W/O BORDER - PASSENGER SIDE
	FROM: 06-04-90 THRU: 99-99-99
079364-01-000	EA SWITCH-ON/OFF ROCKER, BROWN
077031-01-000	EA FILM-BLACK, 1" X 1.75"
077031-02-000	EA FILM-AMBER, 1" X 1.75"
077069-02-000	EA CABLE-ANTENNA, EXTENSION - 96"
077075-01-000	EA GASKET-INSTRUMENT PANEL TO DEFROSTER PLENUM - 6" X 11.3" HOLE SIZE
077075-02-000	EA GASKET-INSTRUMENT PANEL TO DEFROSTER PLENUM - 6" X 10.2" HOLE SIZE
079382-01-000	EA SCREW-SOCKET, 8-18 X 1" - BLACK
081087-01-000	EA LIGHT-INDICATOR, LVS 1436
081377-01-700	EA ADHESIVE-CYANOACRYLATE, 10 GRAM TUBE
081914-01-000	EA BUMPER-RUBBER, ROUND - .43" DIAMETER - BLACK
085252-02-Y10	EA TOP-PADDED DASH, PASSENGER SIDE - VINYL - BEIGE
086272-02-000	EA SWITCH-ROCKER, 3 POSITION - DPDT
086273-01-000	EA RELAY-BATTERY DISCONNECT
086273-01-700	EA TERMINAL WIRE ASM
086285-01-000	EA SPACER-NYLON, .5" OD X .257" ID
087201-01-000	EA LIGHT-DUMP VALVE
080879-01-000	EA PLUG-INSTRUMENT PANEL, 11.5 MM
091930-02-000	EA DUCT-DEFROSTER, W/O SIDE OUTLET - ARA# 0571020
	FROM: 00-00-00 THRU: 07-22-90
091930-03-000	EA DUCT-DEFROSTER, W/O SIDE OUTLET - ARA# 0571109
	FROM: 07-23-90 THRU: 99-99-99
093821-01-000	EA PLATE-MOUNTING, PEDESTAL
087372-01-01A	EA SWITCH-ON/OFF, SPST
087372-05-01A	EA SWITCH-ON/OFF/MOMENTARY
087372-06-01A	EA SWITCH-BLANK
087372-07-01A	EA SWITCH-ON/MOMENTARY (OFF)
087372-08-01A	EA SWITCH-ON/ON
076788-01-000	EA SOCKET-MINI BAYONET LAMP, DASH
088476-01-000	EA SOCKET-CONNECTOR
077407-01-000	EA BRACKET-HOOD RELEASE CABLE
076867-01-000	EA BRACKET-INSTRUMENT PANEL - 3.5"
077001-01-000	EA ANGLE-MOUNTING, ROOF PANEL - V ANGLE - 3" X 2.4" X 1.5"
024480-04-000	EA GAUGE-VACUUM
076734-05-000	EA TRAY-DASH PANEL, PASSENGER SIDE - PLASTIC - BEIGE
086241-03-000	EA SWITCH-BLANK
089294-01-000	EA LIGHTER ASM-CIGARETTE

1990 WINNEBAGO TABLE OF CONTENTS

INTRODUCTION	A-01 -	A-02
ABBREVIATIONS		A-03
ALPHABETICAL INDEX	A-04 -	A-06
WCN31RQ	A-07 -	F-12
WCN33RQ	F-13 -	K-18

1990 WCN33RQ INDEX

FLOOR PLAN	F-13 -	F-14
ACCESSORIES	F-15 -	G-02
BATH	G-03 -	G-06
BEDROOM	G-07 -	G-10
CHASSIS	G-11 -	G-20
C & PAD	G-21 -	H-04
DINETTE	H-05 -	H-08
DRIVERS	H-09 -	H-12
ELECTRICAL	H-13 -	H-20
EXTERIOR BODY	H-21 -	I-08
GALLEY	I-09 -	I-14
HEATING & AC	I-15 -	I-18
INTERIOR FINISH	I-19 -	I-23
LABEL	I-24 -	J-08
LP		J-09
LOUNGE	J-10 -	J-11
SEALANTS & FASTENERS	J-12 -	J-14
WATER & SEWAGE	J-15 -	J-19
WINDOW, VENT AND		
EXTERIOR DOOR	J-20 -	K-18

ELECTRICAL GROUP

ELECTRICAL CONVERSION OPTION

KEY PART NUMBER	U/M DESCRIPTION
008054-01-000	EA CORD-POWER, 10/3 WIRE - 30 AMP - 25'
000G11-08-08B	EA SCREW, 8-18 X 1/2 PPH ZN
000G11-10-16B	EA SCREW, 10-16 X 1 - PPH ZN
000G67-10-12B	EA SCREW, 10-12 X 3/4 - PPH ZN
008026-01-000	FT WIRE-12/2, ROMEX - W/GROUND
008289-01-000	EA BOX-ELECTRIC, STEEL - 1/2" AND 3/4" KNOCKOUTS - 4" X 4"
008311-01-000	EA CONNECTOR-WIRE NUT, INSULATED - RED
008314-01-000	EA CONNECTOR-WIRE NUT, INSULATED - GRAY
008328-01-000	EA TERMINAL-RING, 12/10 WIRE - #10 STUD FIT
008331-01-000	EA TERMINAL-RING, TONGUE - #4 WIRE - 3/8" STUD - COPPER
008355-01-000	EA CONNECTOR-CABLE CLAMPING, 3/4"
008356-01-000	EA CONNECTOR-PLASTIC, 3/8" AVG
041953-01-000	FT CONDUIT-CONVOLUTE SLIT .50ID
073937-03-000	EA SWITCH-ROTARY SELECTOR, 3 DECK - A/C - CA20-USA892
073937-01-700	EA KNOB-ROTARY SWITCH-A/C SEL
074890-01-000	EA BOX-EXTENSION, STEEL - OPEN SIDES - 1" X 4" X 1 1/2"
008294-01-000	EA COVER-ELECTRICAL BOX, STEEL/BLANK - 4" X 4" - GRAY
091213-01-000	EA BOX-CIRCUIT BREAKER- W/KNOCKOUTS - 5.3" X 1.8" X 2.5"
082615-01-000	EA CONVERTER-40 AMP, W/CHARGER - B-W 32400P
084809-01-000	EA LOAD CENTER-240 VOLT, 125 AMP
084810-01-000	EA CIRCUIT BREAKER-DOUBLE 30 AMP, GE THOL2130
084811-01-000	EA CIRCUIT BREAKER-DOUBLE 20 AMP, GE THOL2120

CANADIAN OPTION L285

KEY PART NUMBER	U/M DESCRIPTION
008089-02-000	EA LIGHT-PORCH, RECESSED - CANADIAN
008089-01-700	EA LENS-LIGHT, RECESSED - PORCH

FORD OPTION L16K - US & CANADIAN

KEY PART NUMBER	U/M DESCRIPTION
063749-02-000	EA HOUSING-HEADLAMP, 2 BULB
088674-01-000	EA NUT-HEADLAMP, BLACK
088675-01-000	EA KNOB-HEADLAMP, W/SHAFT
088476-01-000	EA SOCKET-CONNECTOR

INTERIOR LIGHTS

KEY PART NUMBER	U/M DESCRIPTION
091937-04-000	EA LIGHT-FLUORESCENT, 12 V - RECESSED - THIN-LITE
091937-02-000	EA LENS-LIGHT FLUORESCENT 12V
091937-03-000	EA BULB-LIGHT FLUORESCENT 12V
078424-02-000	EA LIGHT-FLUORESCENT, 12V DC - 18" - ALMOND
078424-02-701	EA LENS-LIGHT, FLUORESCENT - 18"
081633-01-000	EA LIGHT-MAKEUP, 4 BULBS - JENSEN 329-748R FROM: 00-00-00 THRU: 05-06-90
082169-01-000	EA LIGHT-MAKE-UP, 3 BULB - JENSEN X148-168R FROM: 05-07-90 THRU: 99-99-99
081633-01-700	EA BULB-MAKE UP LIGHT, JENSEN
087694-01-000	EA LIGHT-WARDROBE/CLOSET, W/SWITCH
087694-01-700	EA BULB
098024-01-01A	EA LIGHT-DOME, 1 BULB - US - Ivory
098024-01-700	EA LENS-DOME LIGHT
008218-01-000	EA BULB-DOME LIGHT, 12V - NUMBER 1141
061424-01-000	EA LIGHT-AISLE, 12V - RECTANGULAR
008103-01-000	EA BULB-AISLE LIGHT, NUMBER 53 - 12 V - .12 AMP
065201-08-000	EA SHADE-LAMP, W/GOLD TRIM - PARCHMENT
065202-14-000	EA LAMP-WALL, W/O SHADE - BRASS
067479-01-000	EA BULB-12V, NUMBER 1076 - WALL LAMP
090353-05-000	EA LIGHT-READING, DOUBLE - BLACK
008103-01-000	EA BULB-AISLE LIGHT, NUMBER 53 - 12 V - .12 AMP
082686-07-000	EA SHADE-LAMP, TABLE
082686-09-000	EA LAMP-TABLE, W/O SHADE - ACRYLIC
067479-01-000	EA BULB-12V, NUMBER 1076 - WALL LAMP
083978-01-000	EA WASHER-MOUNTING, LAMP
082686-05-000	EA LAMP-TABLE, BRASS

ELECTRICAL GROUP (COMPONENTS)

EXTERIOR LIGHTS

KEY PART NUMBER	U/M DESCRIPTION
008089-01-000	EA LIGHT-PORCH-RECESSED FROM: 00-00-00 THRU: 04-03-90
008089-01-700	EA LENS-LIGHT, RECESSED - PORCH
091981-01-000	EA GASKET-PORCH LIGHT FROM: 00-00-00 THRU: 04-08-90
097917-01-02A	EA LIGHT-PORCH, BEIGE FROM: 04-09-90 THRU: 99-99-99
097917-01-700	EA LENS-LIGHT, PORCH
042405-03-000	EA BASE-CLEARANCE/SIDEMARKER LIGHT - RECTANGULAR
042405-02-000	EA LENS-CLEARANCE/SIDEMARKER LIGHT - FRONT - W/REFLEX - AMBER
036196-01-000	EA BULB-12V - #194 - 27AMP
091983-01-000	EA GASKET-SIDE MARKER LIGHT
089289-02-000	EA LIGHT-SIDE MARKER, AMBER - DRIVER OR PASSENGER
089289-02-700	EA LENS ONLY AMBER - DRIVER OR PASSENGER
036196-01-000	EA BULB-12V - #194 - 27AMP
089292-01-000	EA LIGHT-TURN, AMBER
037935-01-000	EA BULB-LAMP, NUMBER 1157 - 12 V - 2.1 AMP
070907-01-000	EA HEADLAMP CAPSULE ASM-RECTANGULAR, GM# 5968097
074048-01-000	EA INSERT-KNURLED, BRASS - #8-32- FOR HEADLIGHT SCREWS
048359-01-000	EA SPRING-HEADLAMP RETAINER, GM # 498086
073308-01-000	EA SCREW-ADJUSTING, HEADLAMP
091838-01-01A	EA BEZEL-HEADLAMP, PASSENGER - BLACK
091838-02-01A	EA BEZEL-HEADLAMP, DRIVER - BLACK
063749-02-000	EA HOUSING-HEADLAMP, 2 BULB
081250-02-000	EA LIGHT-CLEARANCE, CAB MARKER - W/RED LENS
081250-02-700	EA LENS ONLY, RED
036196-01-000	EA BULB-12V - #194 - 27AMP
081437-01-000	EA BRACKET-CLEARANCE LIGHT, L SHAPED METAL
077955-01-000	EA J CLIP-VINYL COATED, 3/8" USED IN WIRING TO CLEARANCE LIGHTS
079378-01-000	EA TERMINAL-WEDGE BASE, 18 AWG NEEDED TO ATTACH SIDEMARKER AND CLEARANCE LIGHTS
089289-01-000	EA LIGHT-CLEARANCE, SIDE - W/RED LENS
089289-01-700	EA LENS-CLEARANCE LIGHT, RED
036196-01-000	EA BULB-12V - #194 - 27AMP
089291-01-000	EA LIGHT-TURN, W/RED LENS
037935-01-000	EA BULB-LAMP, NUMBER 1157 - 12 V - 2.1 AMP
089290-01-000	EA LIGHT-BACKUP, W/RED & CLEAR LENS
037934-01-000	EA BULB-12V NO1156 2.10AMP
067789-02-000	EA SOCKET-LAMP
076795-01-000	EA LIGHT-LICENSE PLATE, GM# 912368
081250-01-000	EA LIGHT-FRONT CLEARANCE, AMBER - LENS AND BASE ONLY FROM: 00-00-00 THRU: 09-09-90
081437-01-000	EA BRACKET-CLEARANCE LIGHT, L SHAPED METAL FROM: 00-00-00 THRU: 09-09-90
036196-01-000	EA BULB-12V - #194 - 27AMP
102520-01-000	EA LIGHT-CLEARANCE, AMBER FROM: 09-10-90 THRU: 99-99-99
102541-01-000	EA GASKET-CLEARANCE LIGHT FROM: 09-10-90 THRU: 99-99-99
102582-01-000	EA BRACKET-LIGHT, CLEARANCE FROM: 09-10-90 THRU: 99-99-99
036196-01-000	EA BULB-12V - #194 - 27AMP
087201-01-000	EA LIGHT-DUMP VALVE

1990 WINNEBAGO
TABLE OF CONTENTS

INTRODUCTION	A-01 -	A-02
ABBREVIATIONS		A-03
ALPHABETICAL INDEX	A-04 -	A-06
WCN31RQ	A-07 -	F-12
WCN33RQ	F-13 -	X-18

1990 WCN33RQ INDEX

FLOOR PLAN	F-13 -	F-14
ACCESSORIES	F-15 -	G-02
BATH	G-03 -	G-06
BEDROOM	G-07 -	G-10
CHASSIS	G-11 -	G-20
C C & PAD	G-21 -	H-04
DINETTE	H-05 -	H-08
DRIVERS	H-09 -	H-12
ELECTRICAL	H-13 -	H-20
EXTERIOR BODY	H-21 -	I-08
GALLEY	I-09 -	I-14
HEATING & A/C	I-15 -	I-18
INTERIOR FINISH	I-19 -	I-23
LABEL	I-24 -	J-08
LP		J-09
LOUNGE	J-10 -	J-11
SEALANTS & FASTENERS	J-12 -	J-14
WATER & SEWAGE	J-15 -	J-19
WINDOW, VENT AND EXTERIOR DOOR	J-20 -	K-18

ELECTRICAL GROUP (COMPONENTS)

FORD OPTION L16K - US & CANADIAN

KEY PART NUMBER	U/M DESCRIPTION
036196-01-000	EA BULB-12V - #194 - 27AMP
056028-01-000	EA CONNECTOR-ELECTRICAL PIGTAIL, NYLON - CLEAR
035416-04-000	EA TERMINAL-RING #10 STUD FIT, INSULATED BARREL #16/14
067789-02-000	EA SOCKET-LAMP
077955-01-000	EA J CLIP-VINYL COATED, 3/8"
	USED IN WIRING TO CLEARANCE LIGHTS
035416-04-000	EA TERMINAL-RING #10 STUD FIT, INSULATED BARREL #16/14
041953-01-000	FT CONDUIT-CONVOLUTE SLIT .50ID
041953-01-000	FT CONDUIT-CONVULUTED SLIT.625"ID
041953-03-000	FT CONDUIT-CONVULUTED SLIT, 1" ID (CLOTHES ROD COVER)
041953-06-000	FT CONDUIT-CONVOLUTE,SLIT .375
041953-07-000	FT CONDUIT-CONVULUTED,SLIT,.25"ID
047443-01-000	EA TERMINAL-.250 RECEPTACLE FIT, INSULATED - 16/14 AWG
097745-02-000	EA HOUSING-RECEPTACLE, TRAILER - 48" WIRE LENGTH
079090-01-000	EA CONNECTOR-MOLDED, 12/2 LEAD
079378-01-000	EA TERMINAL-WEDGE BASE, 18 AWG
	NEEDED TO ATTACH BULB TO SIDEMARKER AND CLEARANCE LIGHTS
088473-08-000	EA HOUSING-PIN, 4 POSITION
088474-09-000	EA HOUSING-SOCKET
088475-01-000	EA PIN-CONNECTOR
088476-01-000	EA SOCKET-CONNECTOR
097744-02-000	EA HOUSING-TRAILER PIN, 48"
097746-01-000	EA HOUSING CAP-TRAILER PIN
007093-01-000	EA FLASHER-SIGNAL STAT
008188-01-000	EA SOLENOID-3 POST, BATTERY CHANGE OVER
008211-01-000	EA BREAKER-CIRCUIT, 12V - 6AMP
008343-02-000	EA TIE-WIRE, 14"
024459-04-000	EA GAUGE-VOLTMETER
056028-01-000	EA CONNECTOR-ELECTRICAL PIGTAIL, NYLON - CLEAR
062901-05-000	EA FUSE-15 AMPS,AUTOMOTIVE
063749-02-000	EA HOUSING-HEADLAMP, 2 BULB
063912-02-000	EA RELAY-CANISTER,SPDT W/RESIST
073328-F2-000	EA CABLE-8 GA, BLACK
008037-01-000	FT CABLE-BATTERY, 1AWG - STRANDED - BLACK
008348-01-000	EA TERMINAL-RING, 3/8" STUD - #2 WIRE
	CONNECTS CABLE TO BATT. DISC. RELAY AND BATTERY
081087-01-000	EA LIGHT ASM-INDICATOR
086273-01-000	EA RELAY-BATTERY DISCONNECT
086285-01-000	EA SPACER-NYLON, .5" OD X .257 ID
086298-01-000	EA WIRE-BATTERY DISCONNECT, RED
086298-02-000	EA WIRE-BATTERY DISCONNECT, GREEN
047443-01-000	EA TERMINAL-.250 RECEPTACLE FIT, INSULATED - 16/14 AWG
088474-06-000	EA SOCKET-HOUSING, 6 POSITION (2 ROWS OF THREE)
088476-01-000	EA SOCKET-CONNECTOR
092786-01-000	EA BUSS BAR-2.1" LONG
092786-02-000	EA BUSS BAR-3.3" LONG
008331-01-000	EA TERMINAL-RING,TONGUE - #4 WIRE - 3/8" STUD - COPPER
007540-01-000	EA RECEPTACLE-SLIDE, 16 TO 12 AWG
047443-02-000	EA CONDUIT-CONVOLUTE SLIT.625ID
063910-01-000	EA HOUSING-RELAY
088473-01-000	EA PIN-HOUSING, 4 ROWS OF 3
088474-08-000	EA SOCKET-HOUSING, 4 POSITION (SINGLE ROW)
088475-03-000	EA HOUSING-PIN, 9-POSITION
007940-01-000	EA RECEPTACLE-SLIDE, 16 TO 12 AWG
008326-01-000	EA TERMINAL-RING, 16/14 WIRE - 3/8" STUD
093654-01-000	EA CIRCUIT BREAKER-6 AMP, HOUSE CONTROL PANEL
093654-02-000	EA CIRCUIT BREAKER-15 AMP
093654-03-000	EA CIRCUIT BREAKER-20 AMP, HOUSE CONTROL PANEL
093655-01-000	EA CIRCUIT BREAKER-25 AMP
093655-02-000	EA CIRCUIT BREAKER-30 AMP, HOUSE CONTROL PANEL
093655-03-000	EA CIRCUIT BREAKER-40 AMP
097372-04-01A	EA SWITCH-MOMENTARY-OFF-MOMENTARY
007942-01-000	EA TAB-WIRE, 18 TO 14 AWG
007949-01-000	EA TAB-HOUSING, 1 POSITION
035416-04-000	EA TERMINAL-RING #10 STUD FIT, INSULATED BARREL #16/14
041953-01-000	FT CONDUIT-CONVULUTED SLIT, 1/2"ID
041953-01-000	FT CONDUIT-CONVULUTED SLIT.625"ID
041953-03-000	FT CONDUIT-CONVULUTED SLIT, 1" ID (CLOTHES ROD COVER)

ELECTRICAL GROUP (COMPONENTS)

FORD OPTION L16K - US & CANADIAN CONT

KEY PART NUMBER	U/M DESCRIPTION
041953-06-000	FT CONDUIT-CONVOLUTE,SLIT .375
041953-07-000	FT CONDUIT-CONVULUTED,SLIT,.25"ID
058781-01-000	EA DIODE-6.0A/100 VOLT - MOTOROLA,NO MR751
082740-01-000	EA CONNECTOR-PLASTIC BODY, FOR 2 MALE SPADES
086298-01-000	EA WIRE-BATTERY DISCONNECT, RED
086298-02-000	EA WIRE-BATTERY DISCONNECT, GREEN
088473-02-000	EA HOUSING-PIN, 15 POSITION
088473-09-000	EA PIN-HOUSING, 3 POSITION (SINGLE ROW)
088473-10-000	EA PIN-HOUSING, 2 POSITION
088474-01-000	EA HOUSING-SOCKET
088474-02-000	EA HOUSING-SOCKET, 15 POSITION (3 ROWS OF 5)
088474-03-000	EA HOUSING-SOCKET, 9-POSITION
088474-06-000	EA SOCKET-HOUSING, 6 POSITION (2 ROWS OF THREE)
088474-08-000	EA SOCKET-HOUSING, 4 POSITION (SINGLE ROW)
088476-01-000	EA SOCKET-CONNECTOR
097611-01-000	EA CIRCUIT BREAKER-6AMP,ATC - BLACK
	FROM: 00-00-00 THRU: 05-21-90
097611-01-000	EA CIRCUIT BREAKER-6AMP,ATC - BLACK
	FROM: 05-22-90 THRU: 99-99-99
088476-02-000	EA SOCKET-CONNECTOR 12-10 GA
008326-01-000	EA TERMINAL-RING, 16/14 WIRE - 3/8" STUD
000039-04-008	EA NUT-HEX, SER FLG LK 1/4 - 20 ZN
000039-08-008	EA NUT-HEX, SER FLG LK - 1/2-13 ZN
041953-09-000	FT CONDUIT-CONVULUTED,SLIT .50"ID
062901-05-000	EA FUSE-15 AMPS,AUTOMOTIVE
083610-01-000	EA CLAMP-WIRE, DUAL - UNEQUAL 5/8" AND 1 1/4"DIAMETERS
088779-03-000	EA CIRCUIT BREAKER-25 AMP
090804-04-000	EA TRAY-BATTERY

INVERTER OPTION

KEY PART NUMBER	U/M DESCRIPTION
088048-01-000	EA INVERTER-100 WATT
088475-01-000	EA PIN-CONNECTOR
088476-01-000	EA SOCKET-CONNECTOR

FOG LAMPS OPTION

KEY PART NUMBER	U/M DESCRIPTION
000G39-08-12B	EA SCREW-SF/DR, 8-18 X 3/4 PPH ZN
077031-02-000	EA FILM-AMBER, 1" X 1.75"
088747-02-000	EA LAMP-FOG, CLEAR LENS - PER-LUX
088747-01-700	EA COVER-FOG LIGHT
092879-01-000	EA WIRE ASM-FOGLAMP
083162-01-000	EA BRACKET-LAMP, FOG
083258-01-000	EA WIRE-INSTRUMENT PANEL, HORN-FOG LAMP
097372-01-01A	EA SWITCH-ON/OFF, SPST

SPOTLIGHT OPTION

KEY PART NUMBER	U/M DESCRIPTION
051057-02-000	EA SEARCHLIGHT-POWER DRIVEN
051057-04-000	EA SWITCH-SEARCHLIGHT
077368-03-000	EA PANEL-INSTRUMENT PANEL COVER, LOWER DRIVER - BLACK

1990 WINNEBAGO
TABLE OF CONTENTS

INTRODUCTION	A-01 -	A-02
ABBREVIATIONS		A-03
ALPHABETICAL INDEX	A-04 -	A-06
WCN31RQ	A-07 -	F-12
WCN33PQ	F-13 -	K-18

1990 WCN33RQ INDEX

FLOOR PLAN	F-13 -	F-14
ACCESSORIES	F-15 -	G-02
BATH	G-03 -	G-08
BEDROOM	G-07 -	G-10
CHASSIS	G-11 -	G-20
C C & PAD	G-21 -	H-04
DINETTE	H-05 -	H-08
DRIVERS	H-09 -	H-12
ELECTRICAL	H-13 -	H-20
EXTERIOR BODY	H-21 -	I-08
GALLEY	I-09 -	I-14
HEATING & AC	I-15 -	I-18
INTERIOR FINISH	I-19 -	I-23
LABEL	I-24 -	J-08
LP		J-09
LOUNGE	J-10 -	J-11
SEALANTS & FASTENERS	J-12 -	J-14
WATER & SEWAGE	J-15 -	J-19
WINDOW, VENT AND		
EXTERIOR DOOR	J-20 -	K-18

ELECTRICAL GROUP (COMPONENTS)

SWITCH, PLATES & RECEPTACLES

KEY PART NUMBER	U/M DESCRIPTION
088351-02-01A	EA PLATE-SWITCH, 2 GANG - POLISHED BRASS
079364-01-000	EA SWITCH-ON/OFF ROCKER, BROWN
079364-03-000	EA SWITCH-ON/OFF ROCKER, BLACK
084076-01-000	EA RECEPTACLE-GFI, 15A - 125V - IVORY
	FROM: 00-00-00 THRU: 06-13-90
084076-02-000	EA RECEPTACLE-GFI, 15A - 125V - BROWN
	FROM: 06-14-90 THRU: 99-99-99
084077-01-000	EA PLATE-COVER, RECEPTACLE - GFI - IVORY
	FROM: 00-00-00 THRU: 06-13-90
084077-02-000	EA PLATE-COVER, RECEPTACLE - GFI - BROWN
	FROM: 06-14-90 THRU: 99-99-99
102568-01-B10	EA SPACER-RECEPTACLE, BETWEEN SIDE WALL & PLATE - WOOD
	NOT USED PRIOR TO 08-02-90
	FROM: 08-02-90 THRU: 99-99-99
058708-02-000	EA RECEPTACLE-DOUBLE ELECTRIC, IVORY
088351-03-01A	EA PLATE-SWITCH, 3 GANG - POLISHED BRASS
058707-01-000	EA RECEPTACLE-ELECTRIC, SINGLE - BROWN
058708-02-000	EA RECEPTACLE-DOUBLE ELECTRIC, IVORY
088351-01-01A	EA PLATE-SWITCH, 1 GANG - POLISHED BRASS
094086-01-01A	EA SWITCH PLATE-SINGLE GANG - BLACK
085188-01-01A	EA SPACER-SWITCH, DARK BROWN
075736-03-000	EA COVER-EXTERIOR RECEPTACLE, BEIGE

STANDARD COMPONENTS

KEY PART NUMBER	U/M DESCRIPTION
088527-01-000	EA DOOR-CIRCUIT BREAKERS
	FROM: 09-19-89 THRU: 00-00-00
082522-01-000	EA DOOR-CIRCUIT BREAKERS
	FROM: 00-00-00 THRU: 09-18-89
088527-02-000	EA DOOR ASM-FUSES
	FROM: 09-19-89 THRU: 00-00-00
086755-02-000	EA LATCH-1/4 TURN, ROTARY, PLAS
	FROM: 00-00-00 THRU: 09-18-89
083633-01-000	EA LATCH-1/4 TURN, HANDLE
	FROM: 00-00-00 THRU: 09-18-89
088196-01-000	EA LATCH-1/4 TURN, T-BAR
	FROM: 09-19-89 THRU: 00-00-00
083674-01-000	EA PLATE-CIRCUIT BREAKER, HOUSE
082547-01-000	EA LABEL-CIRCUIT BREAKER
067762-01-000	EA CONVERTER-40 AMP, W/CHARGER - TRIAD TU-740-2
007942-01-000	EA TAB-WIRE, 18 TO 14 AWG
007949-01-000	EA TAB-HOUSING, 1 POSITION
041953-09-000	FT CONDUIT-CONVOLUTED, SLIT, 50" ID
007940-01-000	EA RECEPTACLE-SLIDE, 16 TO 12 AWG
008326-01-000	EA TERMINAL-RING, 16/14 WIRE - 3/8" STUD
088474-09-000	EA HOUSING-SOCKET
088476-01-000	EA SOCKET-CONNECTOR
088037-02-000	FT CABLE-BATTERY, 1AWG - STRANDED - RED
008343-02-000	EA TIE-WIRE, 14"
008348-01-000	EA TERMINAL-RING, 3/8" STUD - #2 WIRE
083610-01-000	EA CLAMP-WIRE, DUAL - UNEQUAL 5/8" AND 1 1/4" DIAMETERS
007940-01-000	EA RECEPTACLE-SLIDE, 16 TO 12 AWG
007942-01-000	EA TAB-WIRE, 18 TO 14 AWG
008001-01-000	FT WIRE-10AWG, STRAND - WHITE
047443-01-000	EA TERMINAL-.250 RECEPTACLE, FIT, INSULATED - 16/14 AWG
088473-05-000	EA PIN-HOUSING, 6 POSITION (SINGLE ROW)
088473-06-000	EA PIN-HOUSING, 6 POSITION (TWO ROWS OF THREE)
088473-08-000	EA PIN-HOUSING, 4 POSITION
088473-09-000	EA PIN-HOUSING, 3 POSITION (SINGLE ROW)
088474-02-000	EA SOCKET-HOUSING, 15 POSITION (3 ROWS OF 5)
088474-06-000	EA SOCKET-HOUSING, 6 POSITION (2 ROWS OF THREE)
088474-08-000	EA SOCKET-HOUSING, 4 POSITION (SINGLE ROW)
088476-01-000	EA SOCKET-CONNECTOR
092549-01-000	EA PLATE-FUSE BOX
007093-01-000	EA FLASHER-SIGNAL STAT
008188-01-000	EA SOLENOID-3 POST, BATTERY CHANGE OVER
008211-01-000	EA BREAKER-CIRCUIT, 12V - 6AMP

ELECTRICAL GROUP (COMPONENTS)

STANDARD COMPONENTS CONT

KEY PART NUMBER	U/M DESCRIPTION
008343-01-000	EA TIE-WIRE, 6"
008343-02-000	EA TIE-WIRE, 14"
024459-04-000	EA GAUGE-VOLTMETER
035316-04-000	EA TERMINAL-RING #10 STUD FIT, INSULATED BARREL #16/14
063912-02-000	EA RELAY-CANISTER, SPDT W/RESIST
073328-F2-000	EA CABLE-8 GA, BLACK
008037-01-000	FT CABLE-BATTERY, 1AWG - STRANDED - BLACK
008348-01-000	EA TERMINAL-RING, 3/8" STUD - #2 WIRE
082742-01-000	EA CONNECTOR BODY-3 CNCT FEMALE
035318-01-000	EA SCREW-8-08X1 1/2, CRIMP TITE HD
086273-01-000	EA RELAY-BATTERY DISCONNECT
086273-01-700	EA TERMINAL WIRE ASM
086298-01-000	EA WIRE-BATTERY DISCONNECT, RED
086298-02-000	EA WIRE-BATTERY DISCONNECT, GREEN
008326-01-000	EA TERMINAL-RING, 16/14 WIRE - 3/8" STUD
092786-01-000	EA BUSS BAR-2.1" LONG
092786-02-000	EA BUSS BAR-3.3" LONG
008331-01-000	EA TERMINAL-RING, TONGUE - #4 WIRE - 3/8" STUD - COPPER
063910-01-000	EA HOUSING-RELAY
088473-01-000	EA PIN-HOUSING, 4 ROWS OF 3
088474-08-000	EA SOCKET-HOUSING, 4 POSITION (SINGLE ROW)
088476-01-000	EA SOCKET-CONNECTOR
101571-01-000	EA HOUSING-2 POSITION, MALE
088473-03-000	EA PIN-HOUSING, 9-POSITION
007942-01-000	EA TAB-WIRE, 18 TO 14 AWG
007949-01-000	EA TAB-HOUSING, 1 POSITION
088473-02-000	EA PIN-HOUSING, 15 POSITION
088476-01-000	EA SOCKET-CONNECTOR
007940-01-000	EA RECEPTACLE-SLIDE, 16 TO 12 AWG
008326-01-000	EA TERMINAL-RING, 16/14 WIRE - 3/8" STUD
083654-01-000	EA CIRCUIT BREAKER-6 AMP, HOUSE CONTROL P/ANEL
093654-02-000	EA CIRCUIT BREAKER-15 AMP
093654-03-000	EA CIRCUIT BREAKER-20 AMP, HOUSE CONTROL PANEL
083655-01-000	EA CIRCUIT BREAKER-25 AMP
083655-02-000	EA CIRCUIT BREAKER-30 AMP, HOUSE CONTROL PANEL
083655-03-000	EA CIRCUIT BREAKER-40 AMP
007940-01-000	EA RECEPTACLE-SLIDE, 16 TO 12 AWG
007942-01-000	EA TAB-WIRE, 18 TO 14 AWG
007949-01-000	EA TAB-HOUSING, 1 POSITION
035416-04-000	EA TERMINAL-RING #10 STUD FIT, INSULATED BARREL #16/14
041953-01-000	FT CONDUIT-CONVOLUTED SLIT, 1/2" ID
041953-03-000	FT CONDUIT-CONVOLUTED SLIT, 1" ID (CLOTHES ROD COVER)
041953-07-000	FT CONDUIT-CONVOLUTED, SLIT, 25" ID
058781-01-000	EA DIODE-6.0A/100 VOLT - MOTOROLA, NO MR751
082036-02-000	EA TERMINAL-PACK-CON, 16/14 AWG
082037-01-000	EA HOUSING-AUTO FUSE, NATURAL
082037-02-000	EA HOUSING-AUTO FUSE, GREEN
082037-03-000	EA HOUSING-AUTO FUSE, BLACK
082037-04-000	EA HOUSING-AUTO FUSE, BLUE
082037-05-000	EA HOUSING-AUTO FUSE, GRAY
082037-06-000	EA HOUSING-AUTO FUSE, BROWN
082740-01-000	EA CONNECTOR-PLASTIC BODY, FOR 2 MALE SPADES
086298-01-000	EA WIRE-BATTERY DISCONNECT, RED
086298-02-000	EA WIRE-BATTERY DISCONNECT, GREEN
088473-02-000	EA HOUSING-PIN, 15 POSITION
088473-10-000	EA PIN-HOUSING, 2 POSITION
088474-03-000	EA HOUSING-SOCKET, 9-POSITION
088476-01-000	EA SOCKET-CONNECTOR
088476-02-000	EA SOCKET-CONNECTOR 12-10 GA
097611-01-000	EA CIRCUIT BREAKER-6AMP, ATC - BLACK
000026-04-10B	EA BOLT-HEX, SER FLG - 1/4-20 X 5/8 ZINC
041953-07-000	FT CONDUIT-CONVOLUTED, SLIT, 25" ID
058028-01-000	EA CONNECTOR-ELECTRICAL PIGTAIL, NYLON - CLEAR
008348-01-000	EA TERMINAL-RING, 3/8" STUD - #2 WIRE
086233-01-000	EA STUD-ISOLATED, 3/8" X 7/8" LONG
008343-01-000	EA TIE-WIRE, 6"
008054-02-000	EA CORD-POWER, 10-3 - 30AMP - 33'
008026-01-000	FT WIRE-12/2, ROMEX - W/GROUND
008289-01-000	EA BOX-ELECTRIC, STEEL - 1/2" AND 3/4" KNOCKOUTS - 4" X 4"

1990 WINNEBAGO
TABLE OF CONTENTS

INTRODUCTION	A-01 -	A-02
ABBREVIATIONS		A-03
ALPHABETICAL INDEX	A-04 -	A-06
WCN31RQ	A-07 -	F-12
WCN33RQ	F-13 -	K-18

1990 WCN33RQ INDEX

FLOOR PLAN	F-13 -	F-14
ACCESSORIES	F-15 -	G-02
BATH	G-03 -	G-06
BEDROOM	G-07 -	G-10
CHASSIS	G-11 -	G-20
C C & PAD	G-21 -	H-04
DINETTE	H-05 -	H-08
DRIVERS	H-09 -	H-12
ELECTRICAL	H-13 -	H-20
EXTERIOR BODY	H-21 -	I-08
GALLEY	I-09 -	I-14
HEATING & AC	I-15 -	I-18
INTERIOR FINISH	I-19 -	I-23
LABEL	I-24 -	J-08
LP		J-09
LOUNGE	J-10 -	J-11
SEALANTS & FASTENERS	J-12 -	J-14
WATER & SEWAGE	J-15 -	J-19
WINDOW, VENT AND		
EXTERIOR DOOR	J-20 -	K-18

ELECTRICAL GROUP (COMPONENTS)

STANDARD COMPONENTS CONT

KEY PART NUMBER	U/M DESCRIPTION
008328-01-000	EA TERMINAL-RING, 12/10 WIRE - #10 STUD FIT
008331-01-000	EA TERMINAL-RING, TONGUE - #4 WIRE - 3/8" STUD - COPPER
008355-01-000	EA CONNECTOR-CABLE CLAMPING, 3/4"
008356-01-000	EA CONNECTOR-PLASTIC, 3/8" AVG
074890-01-000	EA BOX-EXTENSION, STEEL - OPEN SIDES - 4" X 4" X 1 1/2"
074897-01-000	EA COVER-ELECTRIC BOX, 1 LARGE & 2 SMALL HOLES - 4" X 4"
008294-01-000	EA COVER-ELECTRICAL BOX, STEEL/BLANK - 4" X 4" - GRAY
083208-02-000	EA CIRCUIT BREAKER-15/15AMP, 120V
083208-03-000	EA CIRCUIT BREAKER-15/20AMP, 120V - BW - 0-15/20
083208-05-000	EA CIRCUIT BREAKER-20A, 120V - BW J-20
083208-06-000	EA CIRCUIT BREAKER-30/15 AMP, 120V - BW D-30/15
081213-01-000	EA BOX-CIRCUIT BREAKER- W/KNOCKOUTS - 5.3" X 11.8" X 2.5"
035416-04-000	EA TERMINAL-RING #10 STUD FIT, INSULATED BARREL #16/14
041953-01-000	FT CONDUIT-CONVOLUTE SLIT, 1/2" ID
088474-06-000	EA SOCKET-HOUSING, 6 POSITION (2 ROWS OF THREE)
035416-04-000	EA TERMINAL-RING #10 STUD FIT, INSULATED BARREL #16/14
088474-07-000	EA HOUSING-SOCKET
088475-01-000	EA PIN-CONNECTOR
088475-02-000	EA PIN-CONNECTOR
008294-01-000	EA COVER-ELECTRICAL BOX, STEEL/BLANK - 4" X 4" - GRAY
008311-01-000	EA CONNECTOR-WIRE NUT, INSULATED - RED
008001-01-000	FT WIRE-10AWG, STRAND - WHITE
080015-02-000	EA RECEPTACLE-FLAG, .185 - 16/14 GA - AMP 3
041953-11-000	FT CONDUIT-CONVOLUTE, SLIT- 1.06" ID
088474-01-000	EA HOUSING-SOCKET
077955-01-000	EA J CLIP-VINYL COATED, 3/8"
079378-01-000	EA TERMINAL-WEDGE BASE, 18 AWG
067789-02-000	EA SOCKET-LAMP
058028-01-000	EA CONNECTOR-ELECTRICAL PIGTAIL, NYLON - CLEAR
035416-04-000	EA TERMINAL-RING #10 STUD FIT, INSULATED BARREL #16/14
067789-02-000	EA SOCKET-LAMP
077955-01-000	EA J CLIP-VINYL COATED, 3/8"
035416-04-000	EA TERMINAL-RING #10 STUD FIT, INSULATED BARREL #16/14
064388-01-000	EA HOUSING-TRAILER, RECEPTACLE
079090-01-000	EA CONNECTOR-MOLDED, 12/2 LEAD
079378-01-000	EA TERMINAL-WEDGE BASE, 18 AWG
087744-02-000	EA HOUSING-TRAILER PIN, 48"
087746-01-000	EA HOUSING CAP-TRAILER PIN
008026-01-000	FT WIRE-12/2, ROMEX - W/GROUND
041853-05-000	FT CONDUIT-CONVOLUTE SOLID, .62" ID
047443-01-000	EA TERMINAL- 250 RECP. FIT, INSULATED - 16/14 AWG
088473-03-000	EA HOUSING-PIN, 9-POSITION
088474-03-000	EA HOUSING-SOCKET, 9-POSITION
082740-01-000	EA CONNECTOR-PLASTIC BODY, FOR 2 MALE SPADES
041953-05-000	FT CONDUIT-CONVOLUTE SOLID, .62" ID
074017-02-000	EA HOUSING-5 POSITION, RIGHT ANGLED
041953-05-000	FT CONDUIT-CONVOLUTE SOLID, .62" ID
088474-08-000	EA SOCKET-HOUSING, 4 POSITION (SINGLE ROW)
036196-01-000	EA BULB-12V - #194 - .27AMP
077955-01-000	EA J CLIP-VINYL COATED, 3/8"
067789-02-000	EA SOCKET-LAMP
079090-01-000	EA CONNECTOR-MOLDED, 12/2 LEAD
041953-03-000	FT CONDUIT-CONVOLUTE SLIT, 1" ID (CLOTHES ROD COVER)
000039-04-008	EA NUT-HEX, SER FLG LK 1/4 - 20 ZN
077000-01-000	EA SOCKET ASM-W/8" PIGTAIL LEADS
080734-02-000	EA CLIP-WIRE, NYLON
093144-01-000	EA CONDUIT-WIRE, GM# 15592046
055278-01-001	FT TUBING-STEEL, .75" X 1.5" X 298"
000G11-08-088	EA SCREW, 8-18 X 1/2 PPH ZN
008288-01-000	EA BOX-PLASTIC ELECTRIC, 3" X 3 1/2"
008288-02-000	EA BOX-ELECTRIC, PLASTIC - 3.94" X 3.13" X 1.81"
008314-01-000	EA CONNECTOR-WIRE NUT, INSULATED - GRAY
008328-01-000	EA TERMINAL-RING, 12/10 WIRE - #10 STUD FIT
058028-01-000	EA CONNECTOR-ELECTRICAL PIGTAIL, NYLON - CLEAR
058049-01-000	EA BOX-ELECTRIC SWITCH, 2" X 3" X 2.25"
008343-01-000	EA TIE-WIRE, 6"
058028-01-000	EA CONNECTOR-ELECTRICAL PIGTAIL, NYLON - CLEAR
090971-01-000	EA SPLICE-CABLE, 110V

ELECTRICAL GROUP (COMPONENTS)

STANDARD COMPONENTS CONT

KEY PART NUMBER	U/M DESCRIPTION
090971-02-000	EA SPLICE-CABLE, 110V - TAP
092547-01-000	EA LABEL-"CIRCUIT BREAKER"
036196-01-000	EA BULB-12V - #194 - .27AMP
031965-01-000	EA TAB-HOUSING, 2 POSITION
031968-01-000	EA PLUG-CONTACT, BRASS
077000-01-000	EA SOCKET ASM-W/8" PIGTAIL LEADS
077920-02-000	EA WIRE ASM-BEVERAGE TRAY
077000-01-000	EA SOCKET ASM-W/8" PIGTAIL LEADS
077479-01-000	EA FOOT-BATTERY TERM, DBL CABLE
077479-02-000	EA FOOT-BATTERY TERMINAL, SINGLE CABLE
077510-01-000	EA LABEL-GENERATOR PREP

1990 WINNEBAGO

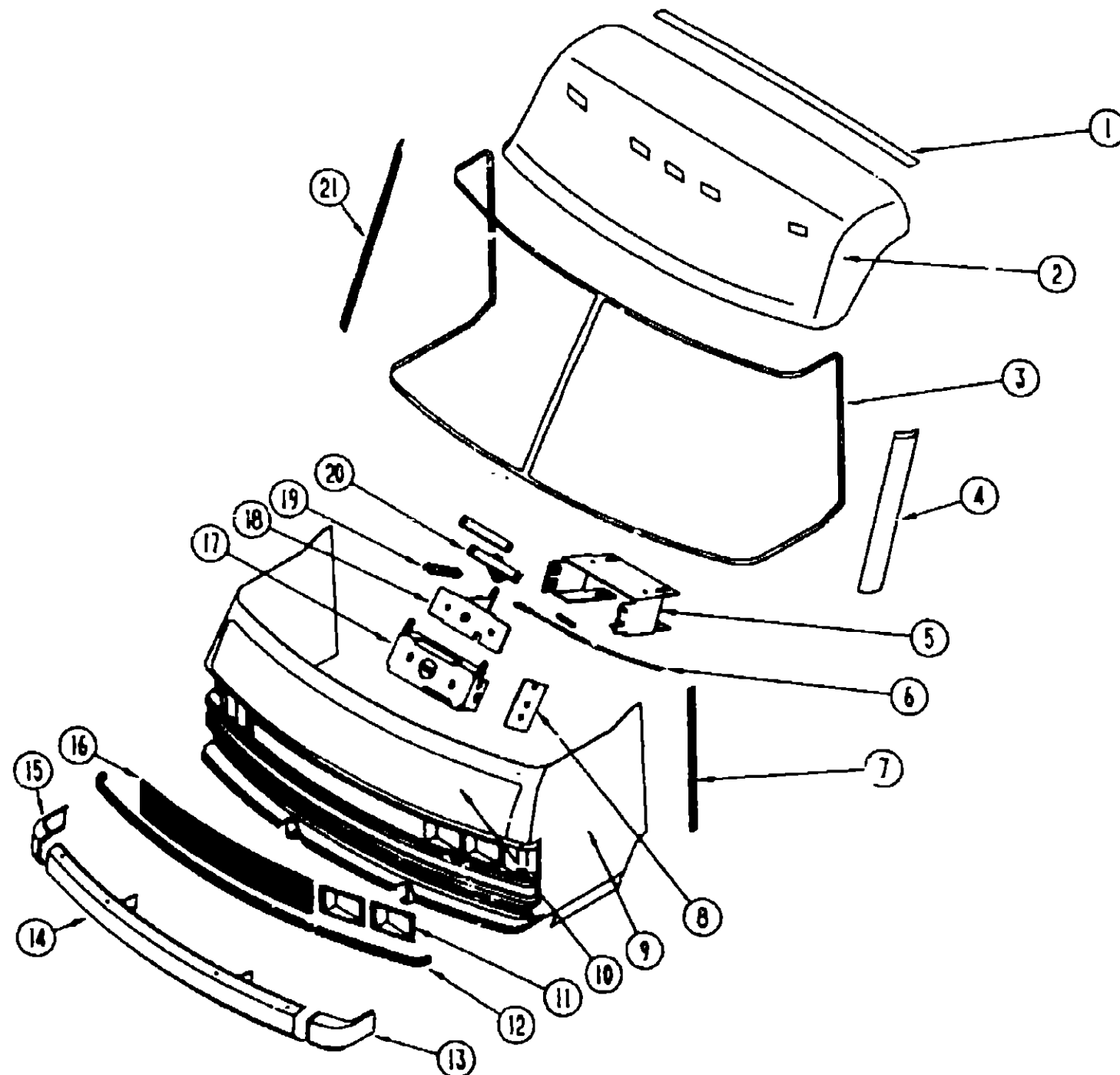
TABLE OF CONTENTS

INTRODUCTION	A-01 -	A-02
ABBREVIATIONS		A-03
ALPHABETICAL INDEX	A-04 -	A-06
WCN31RQ	A-07 -	F-12
WCN33RQ	F-13 -	K-18

1990 WCN33RQ INDEX

FLOOR PLAN	F-13 -	F-14
ACCESSORIES	F-15 -	G-02
BATH	G-03 -	G-06
BEDROOM	G-07 -	G-10
CHASSIS	G-11 -	G-20
C C & PAD	G-21 -	H-04
DINETTE	H-05 -	H-08
DRIVERS	H-09 -	H-12
ELECTRICAL	H-13 -	H-20
EXTERIOR BODY	H-21 -	I-08
GALLEY	I-09 -	I-14
HEATING & A/C	I-15 -	I-18
INTERIOR FINISH	I-19 -	I-23
LABEL	I-24 -	J-08
LP		J-09
LOUNGE	J-10 -	J-11
SEALANTS & FASTENERS	J-12 -	J-14
WATER & SEWAGE	J-15 -	J-19
WINDOW, VENT AND		
EXTERIOR DOOR	J-20 -	K-18

EXTERIOR BODY GROUP



KEY PART NUMBER

1	083805-14-000
2	M02959-07-AB6
3	091986-01-000
4	091901-02-000
5	073342-01-000
6	092683-01-000
6	077064 01 000
6	102087 01 000
	010497-08-000
7	096204-01-01A
8	077407 01 000
8	102515 01 000
9	M01115-20-Y10
10	M92677-01-Y10
	058833-01-000
	062628-01-000
	094060 01 000
	068927-01-000
	076716-02-000
	093851-01-Y12
	093851-02-Y12
	077252-01-000
	058786-01-000
	R77007-51-429
	C76772-01-000
	077049-01-000
	093295-02-000
	077048-01-000
	086235-02-000
	095094-01-000
11	091838-02-01A
	091838-01-01A
12	092414-01-000
13	091840-02-01A
14	091994-01-03A
	091994-01-01A
	005200-01-000
	077852-01-000
	093514-01-000
	081107-01-000
15	091840-01-01A
16	092901-01-Y10
17	073336-02-000
18	R77007-51-429
19	R77006-38-499
20	R77007-01-950
	073610-01-000
21	091901-01-000
	093284 01 000
	093895 01 000

EXTERIOR BODY GROUP (CONTINUED)

FRONT END COMPONENTS & BUMPER

U/M DESCRIPTION

EA	TRIM-ROOF TO FRONT CAP	
EA	CAP-ROOF, FRONT - W/LIGHTS - BEIGE	
EA	MOLDING-REVEAL, WINDSHIELD - SURROUNDS BOTH WINDSHIELDS	
EA	TRIM-A-PILLAR, DR - BETWEEN WINDSHIELD & VENT GLASS - BLK	
EA	BRACKET ASM-STRIKER,HOOD (MOUNTS TO CROSSMEMBER)	
EA	CROSSMEMBER-CENTER, U-CHANNEL STEEL - 2" X 48"	
EA	CABLE ASM-HOOD RELEASE	FROM: 00-00-00 THRU: 07-08-90
EA	CABLE ASM-HOOD RELEASE	FROM: 07-09-90 THRU: 99-99-99
EA	CLAMP-CLOSED, .125"	FROM: 07-09-90 THRU: 99-99-99
EA	TRIM-SEAM, FRONT END TO SIDEWALLS	FROM: 07-09-90 THRU: 99-99-99
EA	BRACKET-HOOD RELEASE CABLE	FROM: 00-00-00 THRU: 08-12-90
EA	BRACKET-HOOD RELEASE CABLE	FROM: 08-13-90 THRU: 99-99-99
EA	FRONT END-FIBERGLASS, BEIGE - W/O HOOD OR HINGES	
EA	PANEL-HOOD, W/BRACKETS ONLY - BEIGE	
EA	BRACKET-PROP ROD	
EA	CLIP-PROP ROD	
EA	ROD ASM-PROP,HOOD	
EA	GROMMET RUBBER	
EA	BRACKET ASM- LATCH - INCLUDED WITH HOOD	
EA	HINGE-HOOD, PASSENGER	
EA	HINGE-HOOD, DRIVER	
EA	PIN-HINGE	
EA	BOLT-HOOD ADJUSTING	
EA	BRACKET-HOOD RELEASE	
EA	CLIP-SPEED, TUBE TYPE	
EA	NUT-ACORN, 10-32 ALUMINUM	
EA	BRACKET-LATCH, HOOD	
EA	SHAFT-ADAPTOR, WINDSHIELD PANTOGRAPH ARM	
EA	BEARING-SNAPIN, 3/16" ID X 3/16"	
EA	NUT-ACORN, 1/4 - 20 ALUMINUM	
EA	BEZEL-HEADLAMP, DRIVER - BLACK	
EA	BEZEL-HEADLAMP, PASSENGER - BLACK	
FT	TRIM-CHROME, 1.2" WIDE	
EA	CAP-BUMPER END, FRONT DRIVER - PLASTIC - BEIGE	
EA	BUMPER-FRONT, CHROME	
EA	BUMPER-FRONT, UNFINISHED	
EA	BOLT-BUMPER,ROUND HEAD-SQUARE NECK- W/SST CAP 7/16-14 X 1 1/4	
EA	BRACKET-BUMPER, FRONT - 2 PER COACH - BENT 2" X 8"	
EA	SUPPORT-BUMPER, FRONT - L ANGLE - 4" X 7"	
EA	BRACKET-BUMPER PIN, ANGLE 2.6" X 7.8" - METAL - BLACK	
EA	CAP-BUMPER END, FRONT PASSENGER - PLASTIC - BEIGE	
EA	GRILLE-10 BAR, BRIGHT FINISHED	
EA	BRACKET-MOUNTING, LATCH	
EA	LATCH ASM-HOOD RELEASE	
EA	SPRING-CABLE,HOOD LATCH	
EA	STRIKER-LATCH, HOOD	
EA	SPRING-STRIKER, LATCH - HOOD	
EA	TRIM-A-PILLAR, PASS - BETWEEN WINDSHIELD & VENT GLASS - BL	
EA	BRACE-LATCH,HOOD	
EA	TRAY ASM-BATTERY	

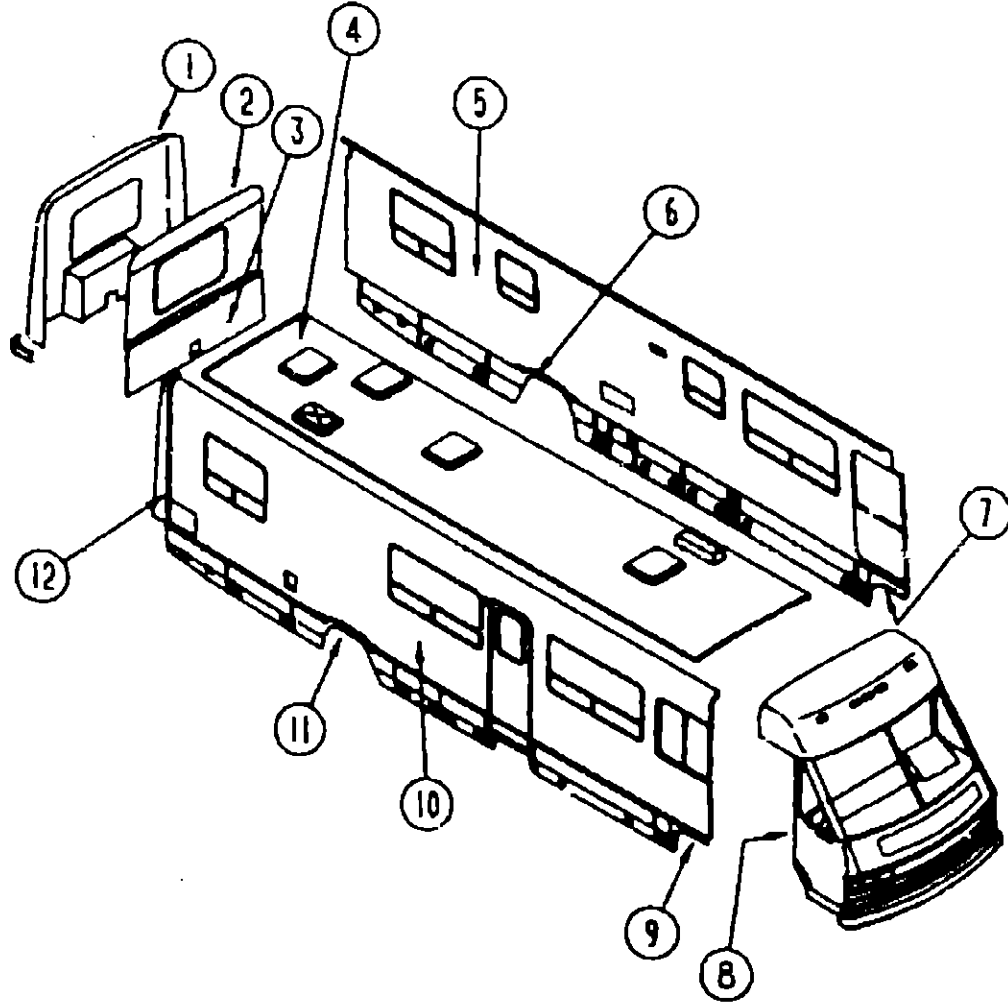
1990 WINNEBAGO TABLE OF CONTENTS

INTRODUCTION	A-01 -	A-02
ABBREVIATIONS		A-03
ALPHABETICAL INDEX	A-04 -	A-06
WCN31RQ	A-07 -	F-12
WCN33RQ	F-13 -	K-18

1990 WCN33RQ INDEX

FLOOR PLAN	F-13 -	F-14
ACCESSORIES	F-15 -	G-02
BATH	G-03 -	G-06
BEDROOM	G-07 -	G-10
CHASSIS	G-11 -	G-20
C C & PAD	G-21 -	H-04
DINETTE	H-05 -	H-08
DRIVERS	H-09 -	H-12
ELECTRICAL	H-13 -	H-20
EXTERIOR BODY	H-21 -	H-28
GALLEY	I-09 -	I-14
HEATING & A/C	I-15 -	I-18
INTERIOR FINISH	I-19 -	I-23
LABEL	I-24 -	J-08
LP		J-09
LOUNGE	J-10 -	J-11
SEALANTS & FASTENERS	J-12 -	J-14
WATER & SEWAGE	J-15 -	J-19
WINDOW, VENT AND EXTERIOR DOOR	J-20 -	K-18

EXTERIOR BODY GROUP (CONTINUED)



KEY PART NUMBER

- 1 092197-01-01A
- 2 M03911-02-AB6
- 2 092732-01-AB6
- 3 092526-01-Y10
- 4 M97082-01-AB6
- 083805-14-000
- 5 M98900-01-AB6
- 6 094345-02-01A
- M04019-01-000
- 6 093244-10-Y12
- 7 M04129-02-AB6
- 8 096204-01-01A
- 9 M04129-01-AB6
- 10 M97297-01-AB6
- 095023-01-000
- 11 094345-02-01A
- M04019-01-000
- 11 093244-09-Y12
- 12 091985-01-02A
- 12 092041-01-01A
- 001018-01-024
- 100128-01-000
- 090340-01-000
- 009066-01-000
- 076767-02-000
- 092250-01-01A
- 092250-02-01A
- 092689-01-02A
- 092689-02-02A
- 093021-07-Y12
- 094362-02-000
- 076322-03-000
- 082765-01-Y12
- 082701-01-000
- 092252-01-000
- 077385-01-000
- 077399-01-000
- 077941-01-000

EXTERIOR BODY GROUP (CONTINUED)

EXTERIOR BODY PANELS AND TRIM

U/M DESCRIPTION

- EA CAP-REAR, FIBERGLASS - W/O LIGHTS & 2 DOORS
- EA BACKWALL ASM-UPPER ON BD
- EA BACKWALL-UPPER, W/O WINDOWS OR CUTOUTS (SPECIAL ORDER ITEM)
- EA BACKWALL ASM-LOWER ON BD
- EA ROOF-W/O VENTS OR CUTOUTS - (SPECIAL ORDER ITEM)
- EA TRIM-ROOF, FRONT & REAR CAP TO ROOF - 6.4" MILL FINISHED
- EA SIDEWALL-DRIVERS, W/O WINDOWS, LIGHTS OR DOORS (SPECIAL ORDER ITEM)
- EA TRIM-WHEELWELL, MILL FINISH - 21.3" LONG
- EA BRIDGE-WHEELWELL, E-COATED
- EA PANEL-WHEEL LIP, REAR - DRIVER SIDE - BEIGE
- EA PANEL-WHEEL LIP, DRIVER SIDE - FRONT - PLASTIC - BEIGE
- EA TRIM-J, .5" WIDTH EXPOSED - 1" X 29" LONG - ALUMINUM - BEIGE
- EA PANEL-WHEEL LIP, PASSENGER SIDE - FRONT - PLASTIC - BEIGE
- EA SIDEWALL-PASSENGER, W/O WINDOW, LIGHT, OR DOOR (SPECIAL ORDER ITEM)
- EA SUPPORT-VALANCE, 10.6" X 10.6"
- EA TRIM-WHEELWELL, MILL FINISH - 21.3" LONG
- EA BRIDGE-WHEELWELL, E-COATED
- EA PANEL-WHEEL LIP, REAR - PASSENGER SIDE - BEIGE
- FT INSERT-TRIM, .65" WIDE - VINYL - BEIGE
- EA TRIM-REAR CAP TO SIDEWALL, 1.8" X 83" - ALUMINUM - BEIGE
- EA SKIN-ALUMINUM, 4' X 8' - FLAT - BEIGE
- FT SEAL-PILE, ADHESIVE BACK - GRAY
- FT SEAL-FOAM, CLOSED CELL - 1/4" X 1/2" X 50'
- EA HINGE-ALUMINUM, NO HOLES - 1 1/16" X 6" - UNPAINTED
- EA CABLE-1/16" X 16.5" - STAINLESS STEEL
- EA CAP-BUMPER END, REAR PASSENGER - PLASTIC - BEIGE
- EA CAP-BUMPER END, REAR DRIVER - PLASTIC - BEIGE
- EA END CAP-VALANCE, REAR ON DRIVERS, FRONT ON PASSENGERS
- EA END CAP-VALANCE, FRONT ON DRIVERS, REAR ON PASSENGERS
- EA PANEL-VALANCE, 5.15" - BEIGE
- EA CLIP-CHRISTMAS TREE, FLAT HEAD - 354-220000-00-0078
- FT TAPE-FOAM, DOUBLE COATED ADHESIVE BACKED - .5" X 108'
- EA PANEL-FILLER, BACKWALL - LEFT - RADIUS CORNER - 11.6" X 28
- SF PANEL-SHEATHING, WAFFERBOARD - 4' X 8' - INCREMENTS OF 32 S
- EA COMPARTMENT-SPARE TIRE
- EA PIN-PIVOT - FOR 077384-01-000
- EA RETAINER-SPARE TIRE, 2" X 7.9" - HOLE IN MIDDLE
- EA SEAL-RUBBER, FLAT - W/SLIT

1990 WINNEBAGO
TABLE OF CONTENTS

INTRODUCTION	A-01 -	A-02
ABBREVIATIONS		A-03
ALPHABETICAL INDEX	A-04 -	A-06
WCN31RQ	A-07 -	F-12
WCN33RQ	F-13 -	K-15

1990 WCN33RQ INDEX

FLOOR PLAN	F-13 -	F-14
ACCESSORIES	F-15 -	G-02
BATH	G-03 -	G-06
BEDROOM	G-07 -	G-10
CHASSIS	G-11 -	G-20
C C & PAD	G-21 -	H-04
DINETTE	H-05 -	H-08
DRIVERS	H-09 -	H-12
ELECTRICAL	H-13 -	H-20
EXTERIOR BODY	H-21 -	I-08
GALLEY	I-09 -	I-14
HEATING & A/C	I-15 -	I-18
INTERIOR FINISH	I-19 -	I-23
LABEL	I-24 -	J-06
LP		J-09
LOUNGE	J-10 -	J-11
SEALANTS & FASTENERS	J-12 -	J-14
WATER & SEWAGE	J-15 -	J-19
WINDOW, VENT AND EXTERIOR DOOR	J-20 -	K-18

EXTERIOR BODY GROUP (CONTINUED)

EXTERIOR MIRRORS

KEY PART NUMBER	U/M DESCRIPTION
086260-01-000	EA MIRROR-W/CONVEX, PASSENGER
086260-01-700	EA GLASS ONLY CONVEX RH
086260-01-701	EA GLASS ONLY FLAT RH
086260-02-000	EA MIRROR-W/CONVEX, DRIVER
086260-02-700	EA GLASS ONLY CONVEX LH
086260-02-701	EA GLASS ONLY FLAT LH
086260-03-000	EA ACCESSORY KIT-MIRROR, EXTENSION

ASSIST HANDLE

KEY PART NUMBER	U/M DESCRIPTION
009126-02-000	EA HANDLE-ASSIST, ENTRY DOOR - BLACK
063886-11-000	EA HANDLE-ASSIST, DRIVER DOOR - METAL - BEIGE

WINDSHIELD COMPONENTS

KEY PART NUMBER	U/M DESCRIPTION
091215-01-000	EA GLASS-WINDSHIELD, PASSENGER
091215-02-000	EA GLASS-WINDSHIELD, DRIVER
098788-01-000	EA CHANNEL-RIGID, WINDSHIELD - .33" - PVC
091985-01-000	EA MOLDING-REVEAL, WINDSHIELD - SURROUNDS BOTH WINDSHIELDS
091901-01-000	EA TRIM-A-PILLAR, PASS - BETWEEN WINDSHIELD & VENT GLASS - BL
091901-02-000	EA TRIM-A-PILLAR, DR - BETWEEN WINDSHIELD & VENT GLASS - BLK
002328-02-000	EA BLOCK-WINDSHIELD .062" X .5" X .96"
091969-01-000	EA FRAME-WINDSHIELD, LOWER - INNER - PASSENGER
091969-02-000	EA FRAME-WINDSHIELD, LOWER - INNER - DRIVER
091953-03-000	EA GLASS-CORNER VENT, PASSENGER
091953-04-000	EA GLASS-CORNER VENT, DRIVER
040921-04-000	EA NUT-SPEED, U TYPE - NO. 8 - .59" LENGTH X .44" WIDTH
040921-05-000	EA NUT-SPEED, U TYPE - NO. 8 - .67" LENGTH X .44" WIDTH
040921-06-000	EA NUT-SPEED, U TYPE - NO. 8 - .57" LENGTH X .63" WIDTH

EXTERIOR BODY GROUP (CONTINUED)

SKINS AND PANELS AND STYROFOAM

KEY PART NUMBER	U/M DESCRIPTION
M03044-02-Y15	EA PANEL-REPAIR, FIBERGLASS TO STYROFOAM - 4' X 8' - BEIGE FROM: 00-00-00 THRU: 07-24-90
084882-11-000	EA PANEL-FIBERGLASS, W/BACKING - 7' X 30.5" - BEIGE FROM: 00-00-00 THRU: 07-24-90
076054-DS-001	EA SHEET-FIBERGLASS, 4' X 8' - BEIGE - FILON FROM: 07-25-90 THRU: 99-99-99
076064-DS-002	EA SHEET-FIBERGLASS, 5' X 38" - BEIGE - FILON FROM: 07-25-90 THRU: 99-99-99
001054-01-011	EA ALUMINUM-SHEET, 4' X 8' - FLAT - OFF WHITE
044487-01-001	EA ALUMINUM SHEET - .019" X 96" X 360" - MILL FINISH
089297-01-000	SF PLYWOOD-LUAN, OVERLAY GRADE - 4' X 8' - INC OF 32 SF
093743-01-02A	SF PLASTIC-ABS, 11.5" WIDE - OFF WHITE
000870-05-000	SF STYROFOAM-.5" X 24" X 96", INCREMENTS OF 16 SF
083574-01-000	SF STYROFOAM, DOW TYPE SM - 1.5" X 24" X 85.25" - INC OF 14 S
000866-01-000	SF STYROFOAM-.75" X 24" X 96" - INCREMENTS OF 16 SF
000870-03-000	SF STYROFOAM-1.34" X 48" X 96" - INCREMENTS OF 32 SF
000870-05-000	SF STYROFOAM-.5" X 24" X 96", INCREMENTS OF 16 SF

208" FORD CHASSIS OPTION L51C

KEY PART NUMBER	U/M DESCRIPTION
074559-01-000	EA DECAL-LOGO, LPG - RED - (CALIF CODE)

DRIVER DOOR W/POWER WINDOW AND MIRROR OPTION L28P

KEY PART NUMBER	U/M DESCRIPTION
092880-01-000	EA WIRE-IP, REMOTE MIRROR
086259-04-000	EA MIRROR-REMOTE HEAT, W/ARM & MIRRORS - PRE-WIRED - PASSENGER
086259-04-700	EA GLASS-CONVEX-STA-HTD-RH
086259-04-701	EA GLASS-FLAT-HTD-FH-W/STA.CON
086259-05-000	EA MIRROR-REMOTE HEAT, W/ARM & MIRRORS - PRE-WIRED - DRIVER
086259-05-700	EA GLASS-CONVEX-STA-HTD-LH
086259-05-701	EA GLASS-FLAT-HTD-LH-W/STA.CON

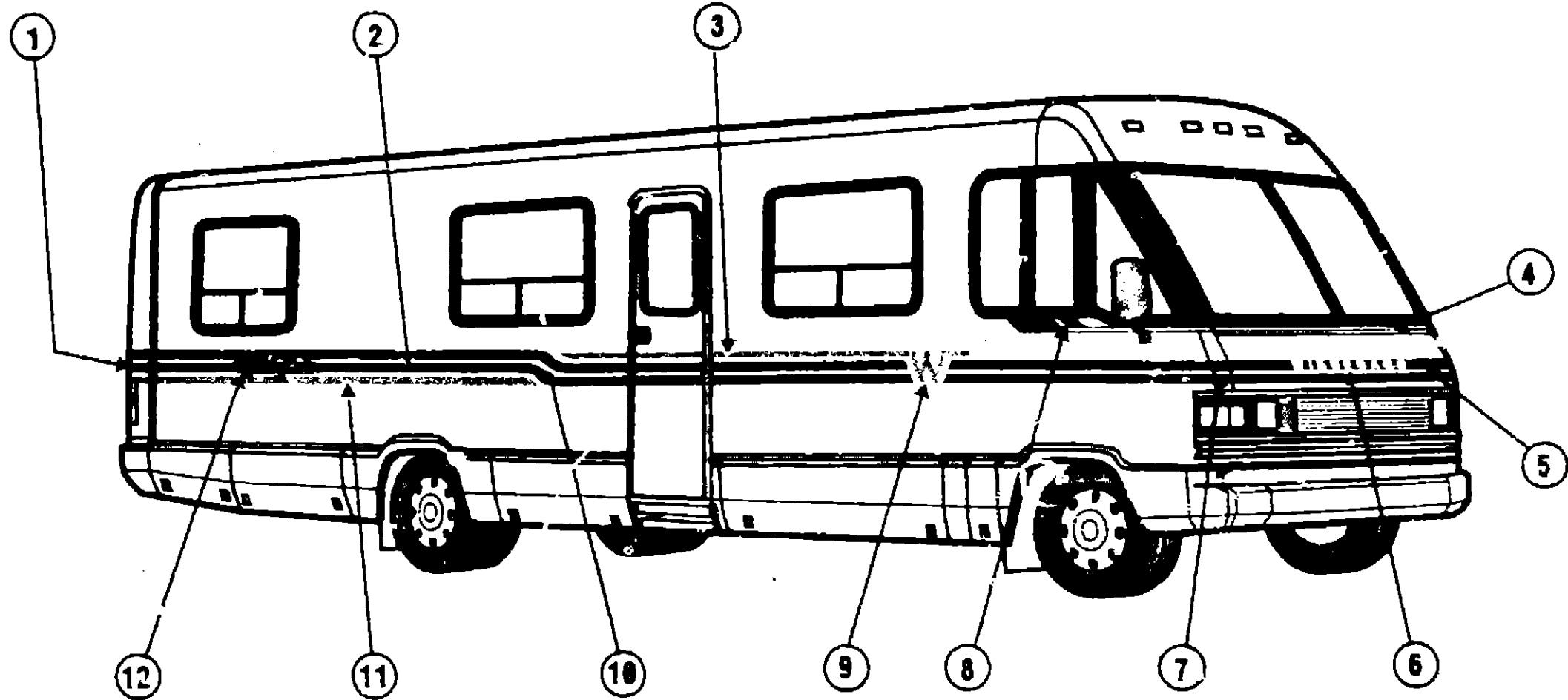
1990 WINNEBAGO
TABLE OF CONTENTS

INTRODUCTION	A-01 - A-02
ABBREVIATIONS	A-03
ALPHABETICAL INDEX	A-04 - A-06
WCN31RQ	A-07 - F-12
WCN33RQ	F-13 - K-18

1990 W/CN33RQ INDEX

FLOOR PLAN	F-13 - F-14
ACCESSORIES	F-15 - G-02
BATH	G-03 - G-06
BEDROOM	G-07 - G-10
CHASSIS	G-11 - G-20
C C & PAD	G-21 - H-04
DINETTE	H-05 - H-08
DRIVERS	H-09 - H-12
ELECTRICAL	H-13 - H-20
EXTERIOR BODY	H-21 - I-08
GALLEY	I-09 - I-14
HEATING & A/C	I-15 - I-18
INTERIOR FINISH	I-19 - I-23
LABEL	I-24 - J-08
LP	J-09
LOUNGE	J-10 - J-11
SEALANTS & FASTENERS	J-12 - J-14
WATER & SEWAGE	J-15 - J-19
WINDOW, VENT AND EXTERIOR DOOR	J-20 - K-18

EXTERIOR BODY GROUP (CONTINUED)



DECALS & PAINT
ABS COLOR CODE

1990 WINNEBAGO
TABLE OF CONTENTS

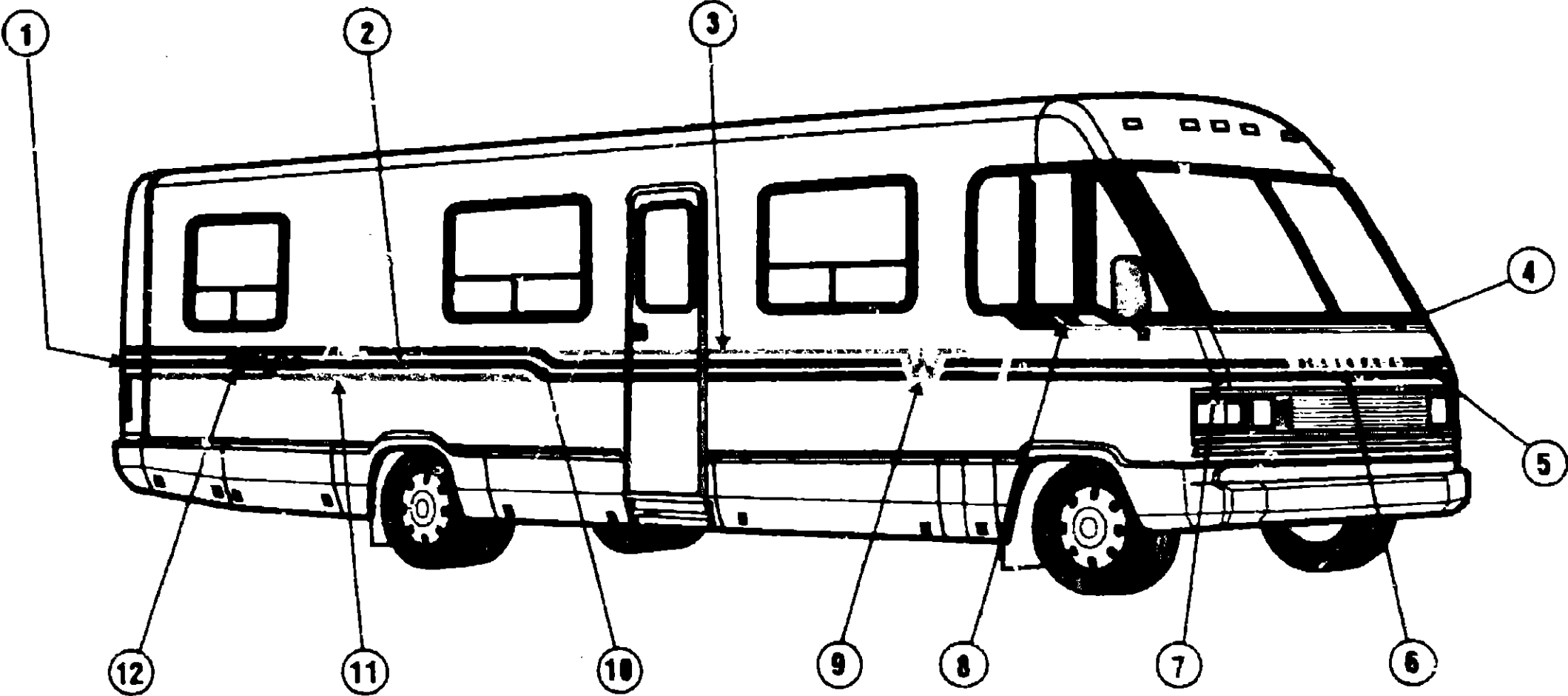
INTRODUCTION	A-01 -	A-02
ABBREVIATIONS		A-03
ALPHABETICAL INDEX	A-04 -	A-06
WCN31RQ	A-07 -	F-12
WCN33RQ	F-13 -	K-18

1990 WCN33RQ INDEX

FLOOR PLAN	F-13 -	F-14
ACCESSORIES	F-15 -	G-02
BATH	G-03 -	G-06
BEDROOM	G-07 -	G-10
CHASSIS	G-11 -	G-20
C C & PAD	G-21 -	H-04
DINETTE	H-05 -	H-08
DRIVERS	H-09 -	H-12
ELECTRICAL	H-13 -	H-20
EXTERIOR BODY	H-21 -	I-08
GALLEY	I-09 -	I-14
HEATING & A/C	I-15 -	I-18
INTERIOR FINISH	I-19 -	I-23
LABEL	I-24 -	J-08
LP		J-09
LOUNGE	J-10 -	J-11
SEALANTS & FASTENERS	J-12 -	J-14
WATER & SEWAGE	J-15 -	J-19
WINDOW, VENT AND EXTERIOR DOOR	J-20 -	K-18

KEY PART NUMBER	U/M DESCRIPTION
1 092993-01-03A	EA DECAL-CORNER,REAR,PASSENGERS - BLUE/DK BROWN BROWN (AB6)
1 092993-02-03A	EA DECAL-CORNER,REAR,DRIVERS - BLUE/DK BROWN BROWN (AB6)
2 093680-10-03A	FT FILM-MULTISTRIPE,175 MM X 150 FT - BLUE/DK BROWN (AB6)
3 093681-02-02A	FT FILM-38 MM X 150 FT - BROWN (AB6)
4 093680-12-03A	FT FILM-MULTISTRIPE,54MMX150FT - DARK BROWN/BLUE (AB6)
5 092989-01-03A	EA DECAL- HOOD - BLUE/DK BROWN (AB6)
6 069745-03-000	EA DECAL-"WINNE" (PART 1) - CHROME
6 069745-04-000	EA DECAL-"BAGO" (PART 2) - CHROME
7 092990-01-03A	EA DECAL-CORNER,FRONT LOWER DRIVERS - BLUE/DK BROWN (AB6)
7 092990-02-03A	EA DECAL-CORNER,FRONT LOWER PASSENGERS - BLUE/DK BROWN (AB6)
8 092991-01-03A	EA DECAL-CORNER,FRONT UPPER PASSENGERS - DK BROWN/BLUE (AB6)
8 092991-02-03A	EA DECAL-CORNER,FRONT UPPER DRIVERS - DK BROWN/BLUE (AB6)
9 079351-34-000	EA DECAL-FLYING "W" - BROWN
10 093705-01-03A	EA DECAL-SIDE STEP LOWER PASSENGERS - BLUE/DK BROWN (AB6)
10 093705-02-03A	EA DECAL-SIDE STEP LOWER DRIVERS - BLUE/DK BROWN (AB6)
11 093681-02-02A	FT FILM-83 MM X 150 FT - BROWN (AB6)
12 058719-03-000	EA DECAL-LOGO,CHEIFTAIN,CHROME
092994-01-03A	EA DECAL-TIRE COVER - BLUE/DK BROWN (AB6)
NOTE:	UNIT WITH AB7,AB8 COLOR CODE ON FOLLOWING PAGES

EXTERIOR BODY GROUP (CONTINUED)



DECALS & PAINT CONT
AB7 COLOR CODE

1990 WINNEBAGO
TABLE OF CONTENTS

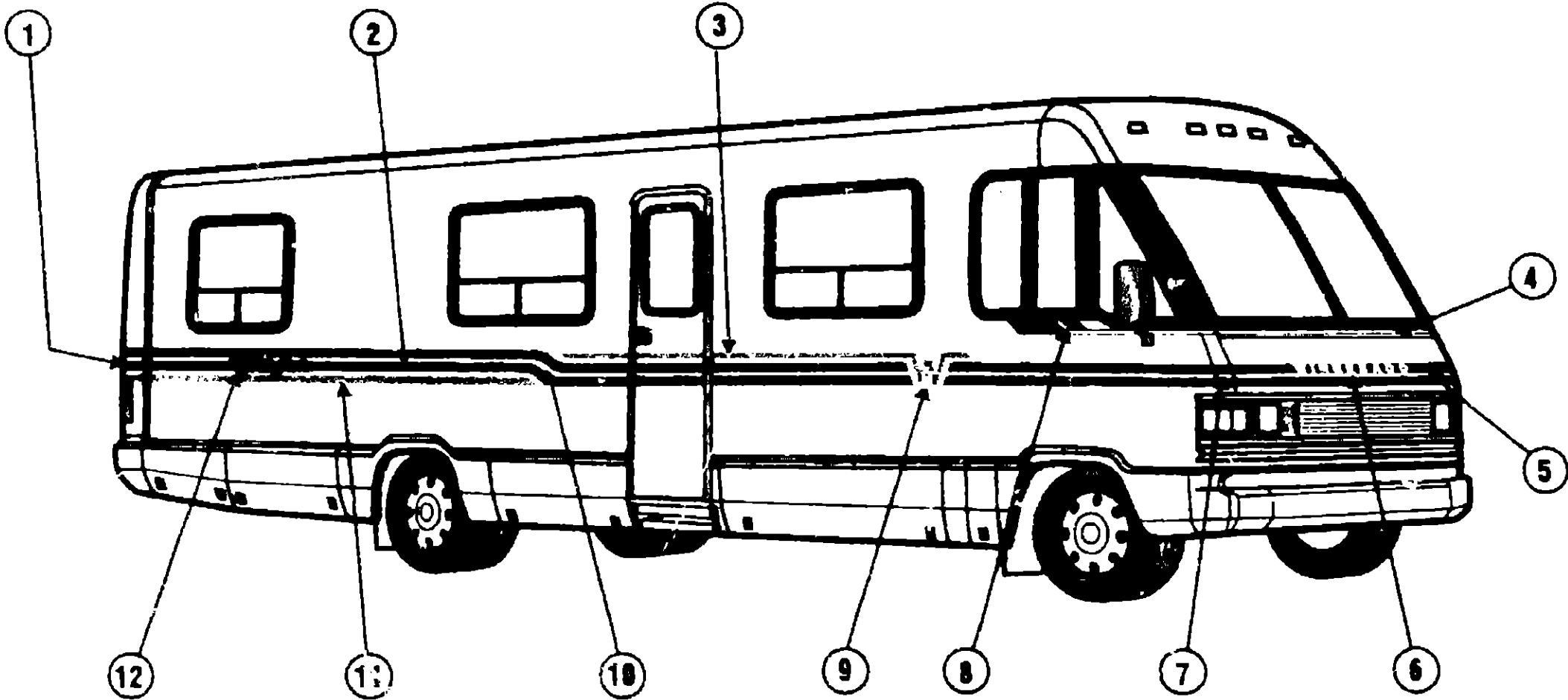
INTRODUCTION	A-01 -	A-02
ABBREVIATIONS		A-03
ALPHABETICAL INDEX	A-04 -	A-06
WCN31RQ	A-07 -	F-12
WCN33RQ	F-13 -	K-18

1990 WCN33RQ INDEX

FLOOR PLAN	F-13 -	F-14
ACCESSORIES	F-15 -	G-02
BATH	G-03 -	G-06
BEDROOM	G-07 -	G-10
CHASSIS	G-11 -	G-20
C C & PAD	G-21 -	H-04
DINETTE	H-05 -	H-06
DRIVERS	H-09 -	H-12
ELECTRICAL	H-13 -	H-20
EXTERIOR BODY	H-21 -	I-08
GALLEY	I-09 -	I-14
HEATING & A/C	I-15 -	I-16
INTERIOR FINISH	I-19 -	I-23
LABEL	I-24 -	J-08
LP		J-09
LOUNGE	J-10 -	J-11
SEALANTS & FASTENERS	J-12 -	J-14
WATER & SEWAGE	J-15 -	J-19
WINDOW, VENT AND		
EXTERIOR DOOR	J-20 -	K-18

KEY PART NUMBER	U.W. DESCRIPTION
1 092993-01-04A	EA DECAL-CORNER,REAR,PASSENGERS - GREEN/DK BROWN/BROWN (AB7)
1 092993-02-04A	EA DECAL-CORNER,REAR,DRIVERS - GREEN/DK BROWN/BROWN (AB7)
2 093680-10-04A	FT FILM-MULTISTRIPE,175 MM X 150 FT - GREEN/DK BROWN (AB7)
3 093681-02-02A	FT FILM-38 MM X 150 FT-BROWN (AB7)
4 093680-12-04A	FT FILM-MULTISTRIPE,54 MM X 150 FT - DARK BROWN/GREEN (AB7)
5 092989-01-04A	EA DECAL-HOOD - GREEN/DK BROWN (AB7)
6 069745-03-000	EA DECAL-WINNEBAGO (PART 1) - CHROME
6 069745-04-000	EA DECAL-WINNEBAGO (PART 2) - CHROME
7 092990-01-04A	EA DECAL-CORNER,FRONT LOWER DRIVERS - GREEN/DK BROWN (AB7)
7 092990-02-04A	EA DECAL-CORNER,FRONT LOWER PASSENGERS - GREEN/DK BROWN (AB7)
8 092991-01-04A	EA DECAL-CORNER,FRONT UPPER PASSENGERS - DK BROWN/GREEN (AB7)
8 092991-02-04A	EA DECAL-CORNER,FRONT UPPER DRIVERS - DK BROWN/GREEN (AB7)
9 079351-34-000	EA DECAL-FLYING "W" - BROWN
10 093705-01-04A	EA DECAL-SIDE STEP LOWER PASSENGERS - GREEN/DK BROWN (AB7)
10 093705-02-04A	EA DECAL-SIDE STEP LOWER DRIVERS - GREEN/DK BROWN (AB7)
11 093681-02-02A	FT FILM-80 MM X 150 FT - BROWN (AB7)
12 058719-03-000	EA DECAL-LOGO,CHEIFTAIN,CHROME
092994-01-04A	EA DECAL-TIRE COVER - GREEN/DK BROWN (AB7)
NOTE:	UNIT WITH AB8 COLOR CODE ON FOLLOWING PAGE

EXTERIOR BODY GROUP (CONTINUED)



DECALS & PAINT CONT
ABS COLOR CODE

1990 WINNEBAGO
TABLE OF CONTENTS

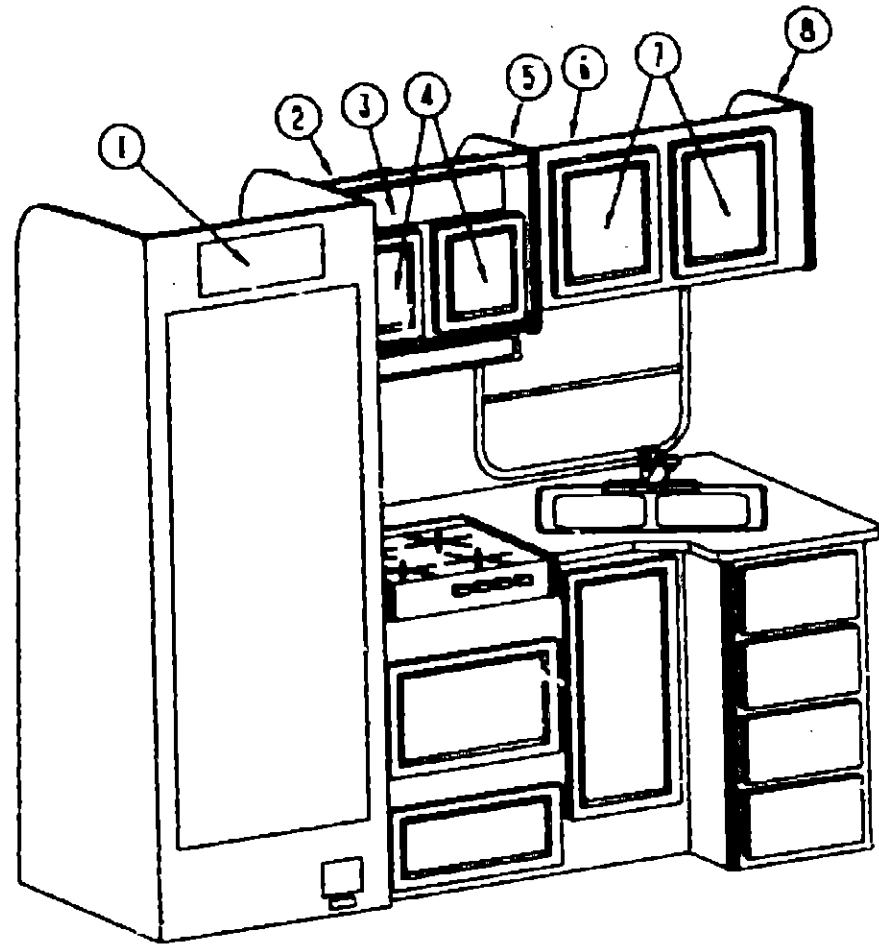
INTRODUCTION	A-01 -	A-02
ABBREVIATIONS		A-03
ALPHABETICAL INDEX	A-04 -	A-06
WCN31RQ	A-07 -	F-12
WCN33RQ	F-13 -	K-18

1990 WCN33RQ INDEX

FLOOR PLAN	F-13 -	F-14
ACCESSORIES	F-15 -	G-02
BATH	G-03 -	G-06
BEDROOM	G-07 -	G-10
CHASSIS	G-11 -	G-20
C & PAD	G-21 -	H-04
DINETTE	H-05 -	H-08
DRIVERS	H-09 -	H-12
ELECTRICAL	H-13 -	H-20
EXTERIOR BODY	H-21 -	I-06
GALLEY	I-09 -	I-14
HEATING & A/C	I-15 -	I-18
INTERIOR FINISH	I-19 -	I-23
LABEL	I-24 -	J-08
LP		J-09
LOUNGE	J-10 -	J-11
SEALANTS & FASTENERS	J-12 -	J-14
WATER & SEWAGE	J-15 -	J-19
WINDOW, VENT AND EXTERIOR DOOR	J-20 -	K-18

KEY PART NUMBER	U/M	DESCRIPTION
1 092993-01-05A	EA	DECAL-CORNER,REAR,PASSENGERS - PURPLE/GREEN/BROWN (AB8)
1 092993-02-05A	EA	DECAL-CORNER,REAR,DRIVERS - PURPLE/GREEN/BROWN (AB8)
2 093680-10-05A	FT	FILM-MULTISTRIPE,175 MM X 150 FT - PURPLE/GREEN (AB8)
3 093681-02-02A	FT	FILM-38MMX150FT - BROWN (AB8)
4 093680-12-05A	FT	FILM-MULTISTRIPE,54 MM X 150 FT - GREEN/PURPLE (AB8)
5 092989-01-04A	EA	DECAL-HOOD - GREEN/DK BROWN (AB8)
6 069745-03-000	EA	DECAL-WINNEBAGO (PART 1) - CHROME
6 069745-04-000	EA	DECAL-WINNEBAGO (PART 2) - CHROME
7 092990-01-05A	EA	DECAL-CORNER,FRONT LOWER DRIVERS - PURPLE/GREEN (AB8)
7 092990-02-05A	EA	DECAL-CORNER,FRONT LOWER PASSENGERS - PURPLE/GREEN (AB8)
8 092991-01-05A	EA	DECAL-CORNER,FRONT UPPER PASSENGERS - GREEN/PURPLE (AB8)
8 092991-02-05A	EA	DECAL-CORNER,FRONT UPPER DRIVERS - GREEN/PURPLE (AB8)
9 079351-34-000	EA	DECAL-FLYING "W" - BROWN
10 093705-01-05A	EA	DECAL-SIDE STEP LOWER PASSENGERS - PURPLE/GREEN (AB8)
10 093705-02-05A	EA	DECAL-SIDE STEP LOWER DRIVERS - PURPLE/GREEN (AB8)
11 093681-02-02A	FT	FILM-83MMX150 FT - BROWN (AB8)
12 058719-03-000	EA	DECAL-LOGO,CHEIFTAIN,CHROME
092994-01-05A	EA	DECAL-TIRE COVER - PURPLE/GREEN (AB8)

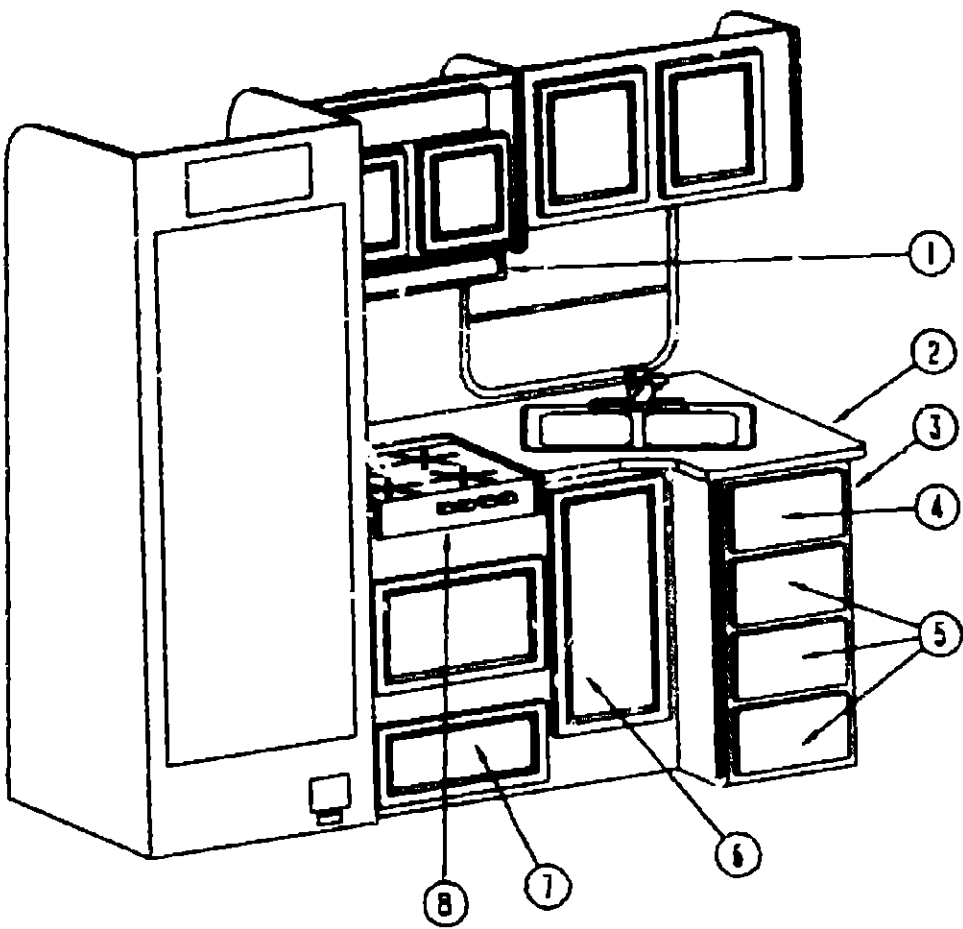
GALLEY GROUP



GALLEY CABINETS & COMPONENTS

KEY PART NUMBER	U/M	DESCRIPTION
1 M88304-F4-AB6	EA	DOOR-CABINET, W/O HARDWARE - 6.4" X 16"
2 M04092-01-AB6	EA	CABINET-OVERHEAD, RANGE - W/O DOORS OR HARDWARE
2 M04092-01-AB6	EA	CABINET-OVERHEAD, USED W/MICROWAVE - W/O DOORS OR HARDWARE
3 M88304-F4-AB6	EA	DOOR-CABINET, W/O HARDWARE - 6.4" X 16"
4 M88304-K8-AB1	EA	DOOR-CABINET, W/O HARDWARE - 10.6" X 14.4"
5 092090-04-AB6	EA	END CAP-CABINET, OVERHEAD - FRONT
6 M92730-01-AB6	EA	CABINET-OVERHEAD, SINK - W/O DOORS OR HARDWARE
		FROM: 00-00-00 THRU: 11-12-89
6 098925-01-AB6	EA	CABINET-OVERHEAD, SINK - W/O DOORS OR HARDWARE
		FROM: 11-13-89 THRU: 99-99-99
7 M88304-17-AB6	EA	DOOR ASM-HARDWARE 11.4" X 16.1"
8 092744-01-Y12	EA	END CAP-CABINET, OVERHEAD - FRONT
		FROM: 00-00-00 THRU: 11-12-89
8 099092-02-AB6	EA	END CAP-CABINET, OVERHEAD - FRONT
		FROM: 11-13-89 THRU: 99-99-99

GALLEY GROUP (CONTINUED)



GALLEY CABINETS & COMPONENTS CONT.

KEY PART NUMBER	U/M	DESCRIPTION
1 096983-09-01A	EA	HOOD-RANGE, W/MONITOR PANEL - VENTLINE
2 098926-11-AB6	EA	COUNTERTOP-GALLEY
3 M03994-01-AB6	EA	CABINET-GALLEY, W/O DOORS OR HARDWARE DEEP/LARGE
		FROM: 00-00-00 THRU: 11-12-89
3 M04091-01-AB6	EA	CABINET-GALLEY, W/O DOORS OR HARDWARE BLACK OVEN
		FROM: 11-13-89 THRU: 99-99-99
4 M98760-06-AB6	EA	DRAWER-CABINET, W/O HARDWARE - 13" X 6.7" - TOP DRAWER
5 M98767-05-AB6	EA	DRAWER-CABINET, W/O HARDWARE - 13" X 15.2" - LOWER 3 DRAWERS
6 M88304-96-AB1	EA	DOOR-CABINET, W/O HARDWARE - 14.4" X 26.8"
7 M88304-L3-AB6	EA	DOOR-CABINET, W/O HARDWARE - 9.6" X 21.8"
8 098507-02-000	EA	RANGE-4 BURNER, W/OVEN - MAGIC CHEF BT22NA - ALMOND W/BLACK DOOR
100081-01-01A	EA	TRAY SILVERWARE, ALMOND - RUBBERMAID
058334-01-000	EA	WASTEBASKET-9 3/4" X 7" X 10", WHITE - RUBBERMAID
093605-01-01A	EA	RACK-TOWEL, WIRE - ALMOND
055516-03-000	EA	BRACKET-REAR TIEDOWN, RANGE W/OVEN
064952-01-000	EA	FAUCET-GALLEY
093526-01-000	EA	SINK-DOUBLE, STAINLESS STEEL - 19" X 25"
092303-01-000	EA	STRAINER-SINK
091208-01-000	EA	WASHER-RUBBER, .06" X .75" X .5"
091255-02-000	FT	SEAL-ADHESIVE BACKED FOAM, 1.5" X .15"
093653-01-AB6	EA	COVER-SINK
093153-01-000	EA	BOARD-CUTTING, MAPLE - 10.6" X 14.5"
093238-01-Y12	EA	HOLDER-KNIFE, COUNTERTOP - OAK
093282-01-000	EA	BONNET-KNIFE HOLDER, UNDER COUNTER - METAL
098335-02-AB6	EA	RAIL-GALLEY, .75" X 22.34"
091890-03-000	EA	BRACKET - TIEDOWN, STOVE - RIGHT HAND
091890-04-000	EA	BRACKET - TIEDOWN, STOVE - LEFT HAND

**1990 WINNEBAGO
TABLE OF CONTENTS**

INTRODUCTION	A-01 -	A-02
ABBREVIATIONS		A-03
ALPHABETICAL INDEX	A-04 -	A-06
WCN31RQ	A-07 -	F-12
WCN33RQ	F-13 -	K-18

1990 WCN33RQ INDEX

FLOOR PLAN	F-13 -	F-14
ACCESSORIES	F-15 -	G-02
BATH	G-03 -	G-06
BEDROOM	G-07 -	G-10
CHASSIS	G-11 -	G-20
C C & PAD	G-21 -	H-04
DINETTE	H-05 -	H-08
DRIVERS	H-09 -	H-12
ELECTRICAL	H-13 -	H-20
EXTERIOR BODY	H-21 -	I-08
GALLEY	I-09 -	I-14
HEATING & A/C	I-15 -	I-18
INTERIOR FINISH	I-19 -	I-23
LABEL	I-24 -	J-08
LP		J-09
LOUNGE	J-10 -	J-11
SEALANTS & FASTENERS	J-12 -	J-14
WATER & SEWAGE	J-15 -	J-16
WINDOW, VENT AND		
EXTERIOR DOOR	J-20 -	K-18

GALLEY GROUP (CONTINUED)

RANGE	
KEY PART NUMBER	U/M DESCRIPTION
065282-03-000	EA COVER-BIFOLD, RANGE - ALMOND - MAGIC CHEF K122A-1 FROM: 00-00-00 THRU: 00-02-90
102021-02-01A	EA COVER-RANGE, BIFOLD - 22" - ALMOND - MAGIC CHEF KR22A-1 FROM: 09-03-90 THRU: 99-99-99
098507-02-000	EA RANGE-4BURNER, W/GLASS DOOR - BLACK - MAGIC CHEF FROM: 00-00-00 THRU: 00-02-90
055282-03-708	EA BUMPER-MAIN TOP, PLASTIC PLUG - MAGIC CHEF 744-176
049045-01-742	EA BURNER ASM-OVEN, MAGIC CHEF 50-20216
064782-02-715	EA CLIP-GRATE, MAGIC CHEF 413-00015
055282-03-702	EA KNOB-THERMOSTAT, MAGIC CHEF 50-20281
081374-02-701	EA REGULATOR-PRESSURE, MAGIC CHEF 976-27
055282-03-700	EA THERMOSTAT, MAGIC CHEF 993-476
049045-01-703	EA VALVE-TOP BURNER, MAGIC CHEF 997-584
064782-02-705	EA HANDLE-OVEN DOOR, BLACK - MAGIC CHEF 50-25104
049045-01-728	EA BROILER PAN W/O INSERT, MAGIC CHEF 50-22114-2
098507-02-700	EA FILTER-PILOT, MAGIC CHEF 735-126
098507-02-703	EA GLASS, OUTER - MAGIC CHEF 50-27096-1
098507-02-702	EA DEFLECTOR-VENT - MAGIC CHEF 50-27339-1
098507-02-704	EA PANEL-OVEN DOOR-EBONY - MAGIC CHEF 2401F082-70
098507-02-701	EA INSERT-BURNER (SLOTTED VENT), MAGIC CHEF 7214P015-60
098507-02-707	EA TOP-MAIN, EBONY - MAGIC CHEF 2001F057-70
098507-02-705	EA TRIM-LEFT - MAGIC CHEF 3608F018-70
098507-02-706	EA TRIM-RIGHT - MAGIC CHEF 3608F017-70
049045-01-741	EA INSERT-BROILER PAN, MAGIC CHEF 5022119-1 OR 2
064782-02-710	EA BRACKET-FRONT GLASS, MAGIC CHEF 50-62097
064782-02-712	EA GRATE-TOP BURNER, SQUARE HOLES - MAGIC CHEF 50-25439
064782-02-714	EA FITTING-PIPE NIPPLE, 1/8" - MAGIC CHEF 863-1
098507-01-700	EA PANEL-OVEN DOOR-ALMOND, MAGIC CHEF 2401F075-74
098507-01-701	EA TOP-MAIN, ALMOND - MAGIC CHEF 2001F057-74
064782-02-708	EA VALVE-MERCURY CONTROL, MAGIC CHEF 999-626
102020-01-01A	EA RANGE-4 BURNER ALMOND - 22" - MAGIC CHEF BT22RA-4T-490 FROM: 09-03-90 THRU: 99-99-99
102020-01-701	EA HANDLE, DOOR
102020-01-702	EA PANEL, MANIFOLD
102020-01-703	EA PANEL, DOOR (ALMOND)
102020-01-700	EA SHELF-OVEN
102020-01-705	EA TRIM(LEFT)
102020-01-706	EA TRIM (RIGHT)
102020-01-708	EA BURNER ASSEMBLY (OVEN)
102020-01-709	EA BUMPER, GRATE
102020-01-710	EA FILTER, PILOT
102020-01-711	EA GRATE, TOP
102020-01-712	EA KNOB, BURNER VALVE
102020-01-713	EA KNOB, THERMOSTAT
102020-01-714	EA PILOT, OVEN
102020-01-715	EA PIPE, MANIFOLD
102020-01-716	EA REGULATOR, PRESSURE
102020-01-717	EA THERMOSTAT
102020-01-718	EA TOP, MAIN (ALMOND)
102020-01-719	EA TOP, MAIN (BLACK)
102020-01-720	EA VALVE, MERCURY CONTROL
102020-01-721	EA VALVE, SHUT-OFF
102020-01-722	EA VALVE, TOP BURNER
102020-01-723	EA PILOT, BURNER
102020-01-724	EA BUMPER, MAIN TOP

KEY PART NUMBER
081374-03-000

064782-02-715
061374-03-704
049045-01-703
064782-02-700
064782-02-714
098507-01-701
081374-03-700
081374-01-703
061374-03-701
081374-03-705
081374-01-300

081374-01-700
081374-01-701
081374-01-702
081374-01-703
081374-01-704
102019-01-01A

102020-01-701
102020-01-702
102022-01-700
102020-01-700
102020-01-705
102022-01-701
102020-01-708
102020-01-709
102020-01-711
102020-01-712
102020-01-713
102020-01-714
102022-01-702
102022-01-703
102020-01-717
102020-01-719
102020-01-720
102020-01-721
102020-01-722
102020-01-723
102020-01-724

KEY PART NUMBER

096983-10-01A
096983-10-701
092696-01-701
092696-01-702
092696-01-709
092696-01-710
096983-01-708
096983-01-709
090973-01-702
096983-01-707
100258-04-700
100258-08-701
096983-01-703
096983-01-702
100258-10-01A
090973-01-700
096983-01-700
096983-01-701
096983-10-700

GALLEY GROUP (CONTINUED)

RANGE TOP	
U/M DESCRIPTION	
EA RANGE-4 BURNER, W/O OVEN - ALMOND - MAGIC CHEF BT85NA-4 FROM: 00-00-00 THRU: 07-29-90	
EA CLIP-GRATE, MAGIC CHEF 413-00015	
EA REGULATOR-PRESSURE, MAGIC CHEF 7510P032-60	
EA VALVE-TOP BURNER, MAGIC CHEF 997-584	
EA TOP-MAIN-ALMOND-4BURNER	
EA FITTING-PIPE NIPPLE, 1/8" - MAGIC CHEF 863-1	
EA TOP-MAIN, ALMOND - MAGIC CHEF 2001F057-74	
EA TRIM-CAB, REAR - ALMOND - MAGIC CHEF 3608F016-74	
EA TRIM TOP REAR	
EA REGULATOR-PRESSURE, MAGIC CHEF 7510P032-60	
EA TRIM-BACK, ALMOND - MAGIC CHEF 3608F009-74	
EA RANGE-4 BURNER, W/O OVEN - ALMOND - MAGIC CHEF BT85NA-4 FROM: 07-30-90 THRU: 08-12-90	
EA TRIM-CAB TOP RIGHT, BLACK - MAGIC CHEF 3608F015-70	
EA TRIM-CAB TOP LEFT, BLACK - MAGIC CHEF 3608F016-70	
EA PANEL-MANIFOLD WARM, BLACK - MAGIC CHEF 52-20712-5X	
EA TRIM-TOP REAR, MAGIC CHEF 52-10354-3	
EA GUARD-FABRIC, MAGIC CHEF 50-11-688-2	
EA RANGE TOP-4 BURNER, ALMOND - MAGIC CHEF BT85RA-4 FROM: 08-13-90 THRU: 99-99-99	

EA HANDLE, DOOR
EA PANEL, MANIFOLD
EA PANEL, DOOR (BLACK) SPEC 49
EA SHELF-OVEN
EA TRIM(LEFT)
EA TRIM(LEFT)
EA BURNER ASSEMBLY (OVEN)
EA BUMPER, GRATE
EA GRATE, TOP
EA KNOB, BURNER VALVE
EA KNOB, THERMOSTAT
EA PILOT, OVEN
EA PIPE, MANIFOLD
EA REGULATOR, PRESSURE
EA THERMOSTAT
EA TOP, MAIN (BLACK)
EA VALVE, MERCURY CONTROL
EA VALVE, SHUT-OFF
EA VALVE, TOP BURNER
EA PILOT, BURNER
EA BUMPER, MAIN TOP

CANADIAN

EA HOOD-RANGE, W/MONITOR PANEL - VENTLINE TCS 4003SAC
EA BEZEL-SWITCH LEVER, CABLE TO VENT - VENTLINE 1997
EA KNOB-LEVER, CABLE - PLASTIC - BLACK - VENTLINE CC225
EA RESISTER-WIRE, VENTLINE L7314
EA BULB-912, VENTLINE VA415
EA SOCKET-LIGHT, VENTLINE CB267-2
EA LENS-LAMP, VENTLINE CC179
EA SWITCH-LEVER, W/CABLE - VENTLINE CBS47-4
EA BLADE-FAN, LVS VA183-1
EA FILTER-GREASE, 8" X 8" - LVS CC246
EA CIRCUIT BOARD, VENTLINE 5037
EA SWITCH-FAN, 2 SPEED - VENTLINE 122
EA SWITCH-ON/OFF - JENSEN 115
EA SWITCH-TWO WAY MOMENTARY, VENTLINE 112
EA METER-HOUR, VENTLINE 150
EA MOTOR - LVS CA506-1
EA SWITCH - ON - OFF
EA SWITCH - MOMENTARY ONE WAY
EA PANEL ASM. - 1996

1990 WINNEBAGO

TABLE OF CONTENTS

INTRODUCTION	A-01 - A-02
ABBREVIATIONS	A-03
ALPHABETICAL INDEX	A-04 - A-06
WCN31RQ	A-07 - F-12
WCN33RQ	F-13 - K-18

1990 WCN33RQ INDEX

FLOOR PLAN	F-13 - F-14
ACCESSORIES	F-15 - G-02
BATH	G-03 - G-06
BEDROOM	G-07 - G-10
CHASSIS	G-11 - G-20
C C & PAD	G-21 - H-04
DINETTE	H-05 - H-08
DRIVERS	H-09 - H-12
ELECTRICAL	H-13 - H-20
EXTERIOR BODY	H-21 - H-08
GALLEY	I-09 - I-14
HEATING & A/C	I-15 - I-18
INTERIOR FINISH	I-19 - I-23
LABEL	I-24 - J-08
LP	J-09
LOUNGE	J-10 - J-17
SEALANTS & FASTENERS	J-12 - J-14
WATER & SEWAGE	J-15 - J-19
WINDOW, VENT AND EXTERIOR DOOR	J-20 - K-18

GALLEY GROUP (CONTINUED)

MICROWAVE OVEN OPTION

KEY PART NUMBER	U/M DESCRIPTION
091269-05-000	EA OVEN-MICROWAVE, MAGY: CHEF M15E-9PB
094745-01-01A	EA TRIM-MICROWAVE, LOWER - BLACK
094774-01-01A	EA TRIM-MICROWAVE, EITHER SIDE - BLACK
	FROM: 00-00-00 THRU: 05-27-90
094774-03-01A	EA TRIM-MICROWAVE, EITHER SIDE - BLACK
	FROM: 05-28-90 THRU: 99-99-99
094750-01-000	EA BRACKET-MICROWAVE, 90 DEGREE
091269-03-000	EA OVEN-MICROWAVE, W/ BROWNING OVEN - M/CHEF M16-10PB
091269-03-701	EA PLATE-CERAMIC, 9.5" - ROUND - MAGIC CHEF 246-0005
091269-03-702	EA CLIP-OVEN SHELF, WHITE - MAGIC CHEF 201-0044
091269-03-703	EA CLIP-OVEN SHELF, BLACK - MAGIC CHEF 201-0031
094745-01-01A	EA TRIM-MICROWAVE, LOWER - BLACK
094774-01-01A	EA TRIM-MICROWAVE, EITHER SIDE - BLACK
	FROM: 00-00-00 THRU: 05-27-90
094774-03-01A	EA TRIM-MICROWAVE, EITHER SIDE - BLACK
	FROM: 05-28-90 THRU: 99-99-99
093744-03-000	EA BRACKET-TIEDOWN, STOVE - FRONT
093744-04-000	EA BRACKET-TIEDOWN, STOVE - REAR
094750-01-000	EA BRACKET-MICROWAVE, 90 DEGREE

MICROWAVE W/RANGE TOP OPTION

KEY PART NUMBER	U/M DESCRIPTION
M03994-02-AB6	EA CABINET-GALLEY, W/O DOORS OR HARDWARE
096876-13-AB6	EA COUNTERTOP-GALLEY
064952-01-000	EA FAUCET-GALLEY
091208-01-000	EA WASHER-RUBBER, .05" X .75" X .5"
091255-02-000	FT SEAL-ADHESIVE BACKED FOAM, 1.5" X .18"
092303-01-000	EA STRAINER-SINK
093526-01-000	EA SINK-DOUBLE, STAINLESS STEEL - 19" X 25"

RANGE HOOD

KEY PART NUMBER	U/M DESCRIPTION
096983-09-01A	EA HOOD-RANGE, W/MONITOR PANEL - VENTLINE TCS 4003SAD
100258-04-700	EA CIRCUIT BOARD - VENTLINE 5037
096983-09-700	EA BEZEL-SWITCH LEVER, CABLE TO VENT - VENTLINE CC116
096983-01-709	EA SWITCH-LEVER, W/CABLE - VENTLINE CB547-4
092696-01-701	EA KNOB-LEVER, CABLE - PLASTIC - BLACK - VENTLINE CC225
092696-01-702	EA RESISTOR WIRE, VENTLINE L7314
092696-01-709	EA BULB-912, LVS VA415
092696-01-710	EA SOCKET-LIGHT, LVS CB267-2
096983-01-708	EA LENS-LAMP, VENTLINE CC179
090973-01-702	EA BLADE-FAN, LVS VA183-1
096983-01-707	EA FILTER-GREASE, 8" X 8" - LVS CC246
096983-01-703	EA SWITCH-ON/ON - JENSEN 115
096983-01-702	EA SWITCH-TWO WAY MOMENTARY, VENTLINE 112
100258-10-01A	EA METER-HOUR, VENTLINE 150
090973-01-700	EA MOTOR - LVS CA508-1
096983-09-701	EA CONTROL PANEL ASM.
096983-01-700	EA SWITCH - ON - OFF
096983-01-701	EA SWITCH - MOMENTARY, ONE WAY

GALLEY GROUP (CONTINUED)

REFRIGERATOR & COMPONENTS

KEY PART NUMBER	U/M DESCRIPTION
094039-05-000	EA REFRIGERATOR-2-WAY, LARGE DOUBLE DOOR - NORCOLD #682
084880-03-701	EA COOLING UNIT (HORIZ BURNER) - NORCOLD 61687337
084380-03-700	EA FLUE(HORIZONTAL) BURNER - NORCOLD 616161
088248-01-709	EA HEATER-AC, (HORIZONTAL) - NORCOLD# 615627
075217-01-737	EA CONTROL MODULE, NORCOLD# 61525022
094039-04-702	EA POWER SUPPLY (2 WAY) - NORCOLD 61647422
094039-04-701	EA EYEBROW (SHELL) 2 WAY - NORCOLD 61669822
064473-03-715	EA KNOB-THERMOSTAT, NORCOLD 616117
064473-03-714	EA KNOB-MODE SELECTOR, NORCOLD 616118
094039-04-700	EA PC BOARD (2 WAY)
094039-01-738	EA MANUAL SHUT-OFF HARPER WYMAN
084880-01-713	EA CONNECTOR-MALE, INLET FITTING - NORCOLD# 615256
064473-03-703	EA TUBE-BURNER, NORCOLD 616055
064473-01-702	EA ORIFICE-NORCOLD 614521
088248-01-706	EA BURNER-HORIZONTAL, NORCOLD 615881
088248-01-708	EA ELECTRODE-IGNITION, (HORIZONTAL) - NORCOLD# 615732
088248-01-712	EA FRAME-DOOR, LOWER - BROWN - NORCOLD 615576
084880-01-733	EA DAIRY KEEPER - NORCOLD 615804
064472-02-716	EA TRIM-CABINET, TOP - BROWN - NORCOLD# 613614
094039-01-723	EA HINGE BRACKET, TOP RH-BTM LH BLK - NORCOLD 61580838
046955-01-713	EA PIN-HINGE, NORCOLD# 611146
094039-01-708	EA UPPER DOOR HANDLE ASM. (BLK)
094039-01-706	EA UPPER DOOR LINER (WHITE) BLK - NORCOLD 61581838-B
064472-03-700	EA PIN-HINGE, BOTTOM - NORCOLD 615507
054450-01-000	EA LEVEL-REFRIGERATOR
084073-01-000	EA COVER-ROOF VENT, NORCOLD REFRIGERATOR - BEIGE
084073-04-000	EA BASE-ROOF VENT, NORCOLD REFRIGERATOR - BLACK
084073-04-000	EA BASE-ROOF VENT, NORCOLD REFRIGERATOR - BLACK

REFRIGERATOR WITH ICE MAKER

KEY PART NUMBER	U/M DESCRIPTION
094039-08-000	EA REFRIGERATOR-NORCOLD, 2 WAY - W/ICE MAKER & DOUBLE DOOR
084880-03-701	EA COOLING UNIT (HORIZ BURNER) - NORCOLD 61687337
084880-03-700	EA FLUE(HORIZONTAL) BURNER - NORCOLD 616161
088248-01-709	EA HEATER-AC, (HORIZONTAL) - NORCOLD# 615627
075217-01-737	EA CONTROL MODULE, NORCOLD# 61525022
094039-04-702	EA POWER SUPPLY (2 WAY) - NORCOLD 61647422
094039-04-701	EA EYEBROW (SHELL) 2 WAY - NORCOLD 61669822
064473-03-715	EA KNOB-THERMOSTAT, NORCOLD 616117
064473-03-714	EA KNOB-MODE SELECTOR, NORCOLD 616118
094039-04-700	EA PC BOARD (2 WAY)
094039-01-738	EA MANUAL SHUT-OFF HARPER WYMAN
084880-01-713	EA CONNECTOR-MALE, INLET FITTING - NORCOLD# 615256
064473-03-703	EA TUBE-BURNER, NORCOLD 616055
064473-01-702	EA ORIFICE-NORCOLD 614521
088248-01-706	EA BURNER-HORIZONTAL, NORCOLD 615881
088248-01-708	EA ELECTRODE-IGNITION, (HORIZONTAL) - NORCOLD# 615732
088248-01-712	EA FRAME-DOOR, LOWER - BROWN - NORCOLD 615576
084880-01-733	EA DAIRY KEEPER - NORCOLD 615804
064472-02-716	EA TRIM-CABINET, TOP - BROWN - NORCOLD# 613614
094039-01-723	EA HINGE BRACKET, TOP RH-BTM LH BLK - NORCOLD 61580838
046955-01-713	EA PIN-HINGE, NORCOLD# 611146
094039-01-708	EA UPPER DOOR HANDLE ASM. (BLK)
094039-01-706	EA UPPER DOOR LINER (WHITE) BLK - NORCOLD 61581838-B
064472-03-700	EA PIN-HINGE, BOTTOM - NORCOLD 615507

REFRIGERATOR CABINET

KEY PART NUMBER	U/M DESCRIPTION
090329-01-000	FT SEAL-REFRIGERATOR CABINET
P00520-03-B07	EA DOOR-CABINET, W/O HARDWARE - 6.4" X 16"
M02516-56-Y12	EA DOOR-FURNACE, W/MESH INSERT

1990 WINNEBAGO TABLE OF CONTENTS

INTRODUCTION	A-01 -	A-02
ABBREVIATIONS		A-03
ALPHABETICAL INDEX	A-04 -	A-06
WCN31RQ	A-07 -	F-12
WCN33RQ	F-13 -	K-18

1990 WCN33RQ INDEX

FLOOR PLAN	F-13 -	F-14
ACCESSORIES	F-15 -	G-02
BATH	G-03 -	G-06
BEDROOM	G-07 -	G-10
CHASSIS	G-11 -	G-20
CC & PAD	G-21 -	H-04
DINETTE	H-05 -	H-08
DRIVERS	H-09 -	H-12
ELECTRICAL	H-13 -	H-20
EXTERIOR BODY	H-21 -	I-08
GALLEY	I-09 -	I-14
HEATING & A/C	I-15 -	I-18
INTERIOR FINISH	I-19 -	I-23
LABEL	I-24 -	J-08
LP		J-09
LOUNGE	J-10 -	J-11
SEALANTS & FASTENERS	J-12 -	J-14
WATER & SEWAGE	J-15 -	J-19
WINDOW, VENT AND		
EXTERIOR DOOR	J-20 -	K-18

HEATING & AIR CONDITIONING GROUP

REAR HEATER

KEY	PART NUMBER	U/M DESCRIPTION
	009193-01-000	FT DUCT-HEAT, FLEXIBLE - 4" ID
	009200-01-000	EA TAPE-FURNACE, 1 1/2"
	023146-01-000	EA CLAMP-SCREW TYPE - 4"
	069635-02-000	EA CONNECTOR-DUCT, 4" ID
	000667-10-128	EA SCREW, 10-12 X 3/4 PPH - ZN
	007108-02-000	FT HOSE-HEATER, 3/4" ID
	007108-01-000	FT HOSE-HEATER, 5/8" ID
	008042-01-000	FT TUBING-VINYL, .65" ID
	056464-05-000	EA REGISTER-PLASTIC W/O DAMPER - 4" DIAMETER - GOLDEN
	062401-01-000	EA CLAMP-HOSE, WORMGEAR .25" - 1"
	079059-01-000	EA HOSE-90 DEGREE, .61" ID X 4" X 36"
	079059-02-000	EA HOSE-90 DEGREE, .61" ID X 4" X 6"
	083081-01-000	EA HOSE-FORMED, 90 DEGREES
	084405-01-000	EA HEATER ASM-REAR, DUCTED - W/MOTOR AID - EVANS
	084405-01-700	EA HEATER CORE-EVANS# FT200229
	084405-01-701	EA FAN BLADES-EVANS# HV029931
	084405-01-702	EA MOTOR ASM-12 V, EVANS# 200146
	088753-01-000	FT TUBE-ALUMINIZED STEEL, 5/8" - 18 GAUGE
	040731-01-000	EA NIPPLE-INLET MANIFOLD, GM-3838094
	061673-01-000	EA BRACKET-MOTOR AID TUBES, 4" X 1.5" - STEEL
	062401-01-000	EA CLAMP-HOSE, WORMGEAR .25" - 1"
	062401-04-000	EA CLAMP-HOSE, WORMGEAR .69" - 1.25"
	071015-13-000	EA GROMMET-5/8" ID, FITS .09" MATERIAL, RUBBER
	073194-02-000	EA CLAMP-HOSE, WORMGEAR 1.26"-1.97"
	080179-01-000	EA BRACKET-SUPPORT, HEATER HOSE - IN ENGINE COMPARTMENT
	088753-01-000	FT TUBE-ALUMINIZED STEEL, 5/8" - 18 GAUGE

FORD - US & CANADIAN L16K A/C CONDENSER

KEY	PART NUMBER	U/M DESCRIPTION
	096815-01-000	EA CONDENSER ASM-A/C, FORD - ARA# 0519539
	096815-01-700	EA COIL-CONDENSER, ARA 0519545
	072342-03-701	EA RECEIVER-DRYER, ARA 1273235
	072342-03-707	EA O'RING, #6 - ARA 0059605
	075789-01-718	EA O'RING-AEROQUIP FITTING, ARA 0543513
	074013-02-716	EA VALVE-SERVICE, ARA 0058337
	096815-01-701	EA HOSE ASM #8, ARA 0987051
	096815-01-702	EA O'RING, #8 - ARA 0059606
	072342-03-709	EA O'RING, #10 - ARA 0059607
	072341-01-716	EA VALVE-DISCHARGE, 1/2" O'RING - ARA 0548325

HEATING & AIR CONDITIONING GROUP (CONTINUED)

AUTO A/C COMPONENTS ADDED TO BOTH FORD & CHEVY CHASSIS

KEY	PART NUMBER	U/M DESCRIPTION
	000G11-08-088	EA SCREW, 8-18 X 1/2 PPH - ZN
	007076-01-000	FT HOSE-FLEXIBLE PVC - 2" ID
	007108-01-000	FT HOSE-HEATER, 5/8" ID
	007281-01-000	EA HOSE-FLEXIBLE PVC, 2.5" ID X 50'
	007281-01-700	FT HOSE-FLEXIBLE PVC, 2.5" ID
	024990-01-000	EA OUTLET-DEFROSTER, WITH SWIVEL - 2" - 1/4"
	062401-04-000	EA CLAMP-HOSE, WORMGEAR .69" - 1.25"

A/C EVAPORATOR

KEY	PART NUMBER	U/M DESCRIPTION
	088227-02-000	EA EVAPORATOR-A/C, ARA 0508213
	088227-02-701	EA BRACKET-BOWDEN CABLE MOUNTING, ARA 0409417
	088227-02-702	EA DOOR ASM, F.A./RECYCLING - ARA 0321330
	088227-02-703	EA SUCTION HOSE #10, ARA 0986712
	088227-02-705	EA HOSE, LIQUID, ARA 0986713
	088227-01-700	EA DOOR ASSEMBLY, ARA 0320516
	088227-01-711	EA CRANK-MIX, ROUND DOOR - ARA 0318225
	088227-01-703	EA EVAPORATOR, CORE, ARA 0560571
	088227-01-704	EA VALVE, EXPANSION BLOCK, ARA 1297022
	088227-01-707	EA RESISTOR, FUSED A/C, ARA 0885515
	088227-01-708	EA MOTOR BLOWER, ARA 1120060
	088227-01-709	EA WHEEL REQUIRED BALANCING, ARA 0252084
	088227-01-711	EA CRANK, MIXING DOOR, ARA 0320480
	077052-01-700	EA COIL, EVAPORATOR, ARA 0560458
	072342-03-709	EA O'RING, #10 - ARA 0059607
	072342-03-707	EA O'RING, #6 - ARA 0059605
	072341-01-708	EA SERVO-VACUUM CONTROL, ARA 1120040
	075789-01-718	EA O'RING-AEROQUIP FITTING, ARA 0543513
	086782-02-705	EA PIN, RETAINER, ARA 1701767
	072341-01-707	EA THERMOSTAT, ARA 1247312
	088227-02-705	EA HOSE, LIQUID, ARA 0986713

CONTROL & PLENUM

KEY	PART NUMBER	U/M DESCRIPTION
	091902-03-000	EA CONTROL/PLENUM ASM-ARA# 0508350

1990 WINNEBAGO TABLE OF CONTENTS

INTRODUCTION	A-01 -	A-02
ABBREVIATIONS		A-03
ALPHABETICAL INDEX	A-04 -	A-06
WCN31RQ	A-07 -	F-12
WCN33RQ	F-13 -	K-18

1990 WCN33RQ INDEX

FLOOR PLAN	F-13 -	F-14
ACCESSORIES	F-15 -	G-02
BATH	G-03 -	G-06
BEDROOM	G-07 -	G-10
CHESS	G-11 -	G-20
C & PAD	G-21 -	H-04
DINETTE	H-05 -	H-08
DRIVERS	H-09 -	H-12
ELECTRICAL	H-13 -	H-20
EXTERIOR BODY	H-21 -	I-08
GALLEY	I-09 -	I-14
HEATING & A/C	I-15 -	I-18
INTERIOR FINISH	I-19 -	I-23
LABEL	I-24 -	J-08
LP		J-09
LOUNGE	J-10 -	J-11
SEALANTS & FASTENERS	J-12 -	J-14
WATER & SEWAGE	J-15 -	J-19
WINDOW, VENT AND		
EXTERIOR DOOR	J-20 -	K-18

HEATING & AIR CONDITIONING GROUP (CONTINUED)

SUBURBAN FURNACE & WALL THERMOSTAT

KEY	PART NUMBER	U/M DESCRIPTION
	093365-01-000	EA THERMOSTAT-WALL, FURNACE - SUBURBAN 01609C2
	092300-03-000	EA FURNACE-SUBURBAN, 34,000 BTU - NT-34B
	092300-01-705	EA ELECTRODE, SUBURBAN 230956
	069634-01-730	EA RELAY, TIME DELAY 20&30 BTU, SUBURBAN 231202
	075696-01-700	EA MOTOR ASM-SUBURBAN# 231208
	092300-01-720	EA WHEEL-ROOM AIR, SUBURBAN 350113
	092300-02-702	EA MICROSWITCH ASM, SUBURBAN# X230500
	092300-01-726	EA WHEEL-COMB AIR, SUBURBAN 350110
	075696-02-728	EA GASKET-CROSSOVER TUBE, SUBURBAN 070385
	092300-01-724	EA GASKET-MOTOR MOUNT, SUBURBAN 070384
	092300-01-727	EA GASKET-COMBUSTION AIR HOUSING, SUBURBAN 070386
	092300-01-711	EA VENT CAP ASSEMBLY, SUBURBAN X260179
	069634-01-729	EA VALVE-GAS, JOHNSON - SUBURBAN 160632
	092300-01-701	EA CABINET FRONT, SUBURBAN 101172
	092300-01-708	EA SWITCH LIMIT, SUBURBAN 231440
	069634-01-720	EA ORIFICE-MAIN BURNER, SUBURBAN# 0180222
	092300-01-704	EA GASKET-ELECTRODE, SUBURBAN 070163
	069634-01-706	EA MODULE BOARD, SUBURBAN# 231427
	092300-01-718	EA ELBOW 90°, SUBURBAN 170374
	069634-01-716	EA VALVE-MANUAL SHUTOFF, SUBURBAN 160740
	092300-01-717	EA WIRE ASSEMBLY (POWER SUPPLY) - SUBURBAN X231428
	092300-01-706	EA DOOR-BURNER ACCESS, SUBURBAN 030523
	069634-01-732	EA GASKET-BURNER ACCESS DOOR, SUBURBAN 070398
	075696-02-709	EA DISC-GLASS, SUBURBAN 310026
	092300-01-715	EA MANIFOLD ASSEMBLY, SUBURBAN 171034
	069634-01-712	EA GASKET-MANIFOLD, SUBURBAN 070408
	092300-01-712	EA BURNER ASM, SUBURBAN X010701
	092300-01-721	EA BLOWER HOUSING ASSEMBLY, SUBURBAN 390283
	075696-02-727	EA BRACKET-MOTOR MOUNT, SUBURBAN# 062138
	092300-03-702	EA HOUSING, COMB AIR ASM NT-34BW - SUBURBAN X390417
	092300-01-728	EA HOUSING, COMB AIR (OUTSIDE) - SUBURBAN 390424
	092300-02-700	EA COMBUSTION CHAMBER ASM, 30&34 BW - SUBURBAN X021015
	069634-01-720	EA ORIFICE-MAIN BURNER, SUBURBAN 180222
	092300-03-701	EA MOTOR ASSEMBLY (NT-34BW)
	092300-01-700	EA CABINET, SUBURBAN X101176

HEATING SYSTEM COMPONENTS

KEY	PART NUMBER	U/M DESCRIPTION
	007076-01-000	FT HOSE-FLEXIBLE PVC - 2" ID
	098342-01-000	EA WYE-CONNECTOR, 2.5" FLEXHOSE
	092776-01-000	EA ADAPTER-DUCT, 2"
	069326-01-000	EA GRILLE-FLOOR, HEATING - 9.3" X 5.4" - BROWN
	092321-01-000	FT INSULATION-FIBERGLASS, W/ALUMINUM FOIL
	093614-01-01A	EA GRILLE-RETURN AIR, FURNACE - 15.6" X 7.6" - BROWN
	094600-01-02A	EA REGISTER-HEAT, FLOOR-W/O DAMPER-3.6" X 10.5" X 1.4" - BROW
	094600-02-02A	EA REGISTER-HEAT, FLOOR - W/DAMPER - 3.6" X 10.5" X 1.4" BROW
	024990-01-000	EA OUTLET-DEFROSTER, WITH SWIVEL - 2" - TAN
	024990-03-000	EA OUTLET-LOUVERED, W/SWIVEL - 2" - GRAY
	084077-03-000	EA COVER-BLANK, ROOF A/C - IVORY

HEATING & AIR CONDITIONING GROUP (CONTINUED)

ROOF A/C-13500 BTU

KEY	PART NUMBER	U/M DESCRIPTION
	008356-01-000	EA CONNECTOR-PLASTIC, 3/8" AVG
	074983-01-000	EA LABEL-A/C SELECTOR
	093763-01-03A	EA A/C-ROOF, 13500 BTU - BEIGE - COLEMAN 6759D70&6759-808
	093763-03-700	EA SHROUD(BEIGE/CHARCOAL), COLEMAN# 6750-4581
	093306-01-701	EA DECAL PKG. LEFT&RIGHT, COLEMAN 6798B3591
	093763-01-702	EA OVERLOAD, COLEMAN# 6759-3931
	093763-01-712	EA FAN BLADE-CONDENSER, COLEMAN# 6733-3221
	076303-01-712	EA MOTOR, COLEMAN# 6707A3119
	093763-01-703	EA IMPELLOR-7" DIA X 2.8" WIDE, COLEMAN# 6759-3271
	091225-01-709	EA START RELAY, COLEMAN# 1497-4131
	091225-01-710	EA START CAPACITOR, COLEMAN# 1497-0881
	073742-02-704	EA RUN CAPACITOR (COMPRESSOR), COLEMAN# 14994661
	093763-01-704	EA CAPACITOR-FAN, COLEMAN# 1499-3461
	042204-01-709	EA THERMOSTAT IN-64, OUT-58, COLEMAN# 6701-3401
	042205-01-702	EA THERMOSTAT IN-89, OUT-58, COLEMAN# 6703-3401
	093763-01-706	EA HEAT ELEMENT-COLEMAN# 6798-3321
	093763-01-708	EA CONDENSER COIL-COLEMAN# 1452-1251
	093763-01-714	EA COMPRESSOR-TECUMSEH, COLEMAN 6746-3599
	093763-01-707	EA EVAPORATOR COIL-COLEMAN# 1452-1351
	073742-01-701	EA SELECTOR SWITCH (5 TERMINAL), COLEMAN# 6759-3251
	073742-01-702	EA DECAL COOL ONLY, COLEMAN# 6759C3431
	073742-01-703	EA DECAL HEAT&COOL, COLEMAN# 6759-3491
	081606-01-708	EA LIMIT SWITCH (OPEN 160, CLOSE 110), COLEMAN# 6703-3041
	091225-01-713	EA KNOB (2 PER PACKAGE), COLEMAN# 6701-3351
	076303-01-707	EA FILTER-6" X 14 3/4" X 1/2", 12 PER PKG - COLEMAN 6703A3151
	093763-01-710	EA SINGLE PARTS PACKAGE, COLEMAN# 6759-5841
	091225-01-717	EA DECAL (THERMOSTAT) COOL ONLY, COLEMAN# 6799A3441
	093763-01-705	EA DECAL-HEAT/COOL THERMOSTAT, COLEMAN# 6799A3471
	081606-01-712	EA CEILING SHROUD (IVORY), COLEMAN# 6769-5061
	093763-01-711	EA GASKET PACKAGE, COLEMAN 67593281

CEILING ASSEMBLY

KEY	PART NUMBER	U/M DESCRIPTION
	093764-01-000	EA CEILING ASM-A/C COOL ONLY, TSR - COLEMAN 6759D714
	073937-03-000	EA SWITCH-ROTARY SELECTOR, 3 DECK - A/C - CA20-USA892
	073937-01-700	EA KNOB-ROTARY SWITCH, A/C SELECTOR - 145749
	102289-01-000	EA SPRING-SCREW, ROOF A/C GASKET - COLEMAN 6757-150

ROOF A/C-13500 BTU - TWO UNITS - EUROPEAN L29F

KEY	PART NUMBER	U/M DESCRIPTION
	008356-01-000	EA CONNECTOR-PLASTIC, 3/8" AVG
	074983-01-000	EA LABEL-A/C SELECTOR
	092440-01-000	EA A/C-ROOF, 13500 BTU - 220V - 50HZ - COLEMAN# 6713C750
	092441-01-000	EA CEILING ASM-A/C, 220V - 50HZ - COLEMAN# 6712ET16
		PIECE PARTS NOT AVAILABLE WHEN PROCESSED
	073937-03-000	EA SWITCH-ROTARY SELECTOR, 3 DECK - A/C - CA20-USA892
	073937-01-700	EA KNOB-ROTARY SWITCH-A/C SEL
	008311-01-000	EA CONNECTOR-WIRE NUT, INSULATED - RED
	008329-01-000	EA TERMINAL-RING, 12/10 WIRE - #10 STUD FIT
	000G67-10-12P	EA SCREW, 10-12 X .75 PPH - DARK BROWN
	009439-07-000	EA SCREW, 8-32 X 1 1/4 POH - BLACK
	000G67-10-12B	EA SCREW, 10-12 X 3/4 PPH, - ZN
	102289-01-000	EA SPRING-SCREW, ROOF A/C GASKET COLEMAN 6757-150

1990 WINNEBAGO

TABLE OF CONTENTS

INTRODUCTION	A-01 -	A-02
ABBREVIATIONS		A-03
ALPHABETICAL INDEX	A-04 -	A-06
WCN31RQ	A-07 -	F-12
WCN33RQ	F-13 -	K-18

1990 WCN33RQ INDEX

FLOOR PLAN	F-13 -	F-14
ACCESSORIES	F-15 -	G-02
BATH	G-03 -	G-06
BEDROOM	G-07 -	G-10
CHASSIS	G-11 -	G-20
C C & PAD	G-21 -	H-04
DINETTE	H-05 -	H-08
DRIVERS	H-09 -	H-12
ELECTRICAL	H-13 -	H-20
EXTERIOR BODY	H-21 -	H-08
GALLEY	H-09 -	H-14
HEATING & A/C	H-15 -	H-18
INTERIOR FINISH	H-19 -	H-23
LABEL	H-24 -	J-08
LP		J-09
LOUNGE	J-10 -	J-11
SEALANTS & FASTENERS	J-12 -	J-14
WATER & SEWAGE	J-15 -	J-19
WINDOW, VENT AND		
EXTERIOR DOOR	J-20 -	K-18

INTERIOR FINISH GROUP

ASSIST HANDLE & ENTRY DOOR STRIKE COVER

KEY	PART NUMBER	U/M DESCRIPTION
	077461-01-C00	EA COVER-STRIKE, ENTRY DOOR - 6.5" X 2.56" - PLASTIC - BEIGE FROM: 00-00-00 THRU: 07-09-90
	077461-03-000	EA COVER-STRIKE, ENTRY DOOR - 6.5" X 2.5" - PLASTIC - OFF WHITE FROM: 07-10-90 THRU: 99-99-99
	069178-02-000	EA BRACKET-MOUNTING, ASSIST HANDLE
	000C16-07-16B	EA BOLT-CARRIAGE, ASSIST HANDLE - 7/16" - 14 X 1" ZN
	000D20-07-00B	EA NUT-ACORN, ASSIST HANDLE - 7/16" X 14 ZN
	053552-02-W04	EA HANDLE-ASSIST, INTERIOR - ENTRY DOOR - VINYL

BATH DOOR LATCH AND HARDWARE

KEY	PART NUMBER	U/M DESCRIPTION
	093168-01-01A	EA TRIM-DOOR, BATH - 75.4" - TAN
	093169-01-01A	EA TRIM-DOOR, BATH - 75" - TAN
	093832-01-01A	EA KNOB-DOOR, BRIGHT BRASS
	093184-01-01A	EA PLATE-STRIKE, BATH DOOR - TAN
	093213-01-000	EA CATCH-ROLLER, NYLON
	061604-01-000	EA SLIDE-BOLT, ANTIQUE BRASS
	092652-01-000	EA GUIDE WHEEL-DOOR, TOP MOUNT
	093212-01-01A	EA BOLT-DOOR, BRASS
	101430-01-01A	EA HINGE-2 IN-BRASS, .060 IN
	102520-01-01A	EA HINGE-SPRING LOADED

BATT STRIPS

KEY	PART NUMBER	U/M DESCRIPTION
	088263-31-000	EA BATT STRIP - MAIN WALL (AB6)
	088263-45-000	EA BATT STRIP - MAIN WALL (AB7)
	088263-26-000	EA BATT STRIP - MAIN WALL (AB8)
	088263-31-000	EA BATT STRIP - GALLEY & DRY BATH (AB6)
	088263-45-000	EA BATT STRIP - GALLEY & DRY BATH (AB7)
	088263-44-000	EA BATT STRIP - GALLEY & DRY BATH (AB8)
	085284-29-000	EA BATT STRIP - MAIN WALL, ADHESIVE TAPE (AB6)
	085284-33-000	EA BATT STRIP - MAIN WALL, ADHESIVE TAPE (AB7)
	085284-15-000	EA BATT STRIP - MAIN WALL, ADHESIVE TAPE (AB8)
	086229-04-000	EA BATT STRIP - CEILING
	088263-19-000	EA BATT STRIP - WET BATH
	079653-04-000	EA BATT STRIP - KERFED-REGAL OAK
	086229-01-000	EA RETAINER-BATTEN, CEILING - .75" WIDE - 7.6" EA
	022992-11-000	FT MOLDING-REVERSE COVE, T-SHAPED - VINYL - (VOPY) FROM: 00-00-00 THRU: 04-15-90

INTERIOR FINISH GROUP (CONTINUED)

CABINET AND WALL MOLDINGS AND TRIMS

KEY	PART NUMBER	U/M DESCRIPTION
	099571-01-01A	EA TRIM-ROOF COVE, INTERIOR - OFF WHITE - 12'
	102239-01-01A	EA COVER-SPLICE, COVE TRIM - 1.5" X 3" - PLASTIC - OFF WHITE
	009767-12-000	FT MOLDING-SIDEWALL TO CEILING/CABINET - WELTING - OFF WHITE
	077840-14-W24	EA MOLDING-CAP, WALL - WOOD - WALP - 1.4" X 8"
	009809-24-000	EA MOLDING-PLASTIC CORNER, OUTSIDE - 1" - PECAN
	077840-01-W30	EA MOLDING-WALL CAP, 8" LONG - L-SHAPED WOOD
	042357-17-000	EA MOLDING-CORNER, RADIUS - 1.5" X 7" EA - PLASTIC - PECAN
	092331-H1-830	EA MOLDING-.7" X 3.5" X 72", VINYL WRAPPED
	076325-30-000	FT MOLDING-EDGE BAND, 1 5/16"
	076325-28-000	FT MOLDING-EDGE BAND, 1 5/16"
	083620-01-000	FT T-MOLDING, END CAP EDGE - 3/4" - BROWN
	083620-07-000	FT T-MOLDING, END CAP EDGE - 3/4" - PECAN
	081521-02-007	EA MOUNT-METAL MOLDING, FOR RADIUS CORNER MOLDING - 12.5"
	M03450-C3-000	EA TRIM-OAK, MIRROR
	070504-01-000	FT TRIM-PLASTIC U-CHANNEL, 1/16" - LIGHT BROWN
	100659-01-B03	EA TRIM-FLOOR, 72" X 1" X 1/2" - WOOD
	052850-01-W30	FT TRIM-EDGE, FABRIC - VINYL - BEIGE
	100162-10-B07	EA TRIM-CHAIR RAIL, WALL - 2.5" X 8" - WOOD
	070504-20-000	FT U-CHANNEL, .815" - PLASTIC - PECAN
	080176-03-000	EA CAP-CORNER, RADIUS - TOP - PECAN
	074045-01-000	EA PLUG-OAK, 1/2" DIAMETER
	093273-01-Y12	EA LUMBER-DRILLED, 78.7" - AT BIFOLD DOOR HINGE END
	076699-01-016	EA LUMBER-.7" X 1.4" X 70.8", W/7 DEGREE BEVEL ON 1 FACE
	093281-01-Y12	EA TRIM-OAK, DOOR - 2" X 74.3"

WALL CLOCK

KEY	PART NUMBER	U/M DESCRIPTION
	CJ7716-01-01A	EA CLOCK-BRASS/SILVERTONE COMBINATION

DINETTE TABLE HARDWARE

KEY	PART NUMBER	U/M DESCRIPTION
	004354-01-000	EA BUMPER-CABINET DOOR, RUBBER - BROWN
	064781-05-000	EA HOLDER-CUP, TWO STEP - BEIGE
	053200-09-000	EA SUPPORT-TABLE, 18.5", BEIGE
	088410-01-000	EA BRACKET-LIFT, TABLE MOUNTED - BEIGE
	024281-11-000	EA BRACKET-LIFT ROD, LOWER WALL MOUNTED - 17.12" - BEIGE
	024275-11-000	EA ROD-TABLE LIFT, 8" X 18.5" - BEIGE
	093550-01-000	EA BRACKET-FOLDING LEG
	092708-01-Y15	EA LEG-TABLE
	092593-01-04A	EA CATCH-TABLE LEG, BEIGE
	049493-05-000	EA FLOOR CATCH - TABLE LEG - TAN

1990 WINNEBAGO TABLE OF CONTENTS

INTRODUCTION	A-01 -	A-02
ABBREVIATIONS		A-03
ALPHABETICAL INDEX	A-04 -	A-06
WCN31RQ	A-07 -	F-12
WCN33RQ	F-13 -	K-18

1990 WCN33RQ INDEX

FLOOR PLAN	F-13 -	F-14
ACCESSORIES	F-15 -	G-02
BATH	G-03 -	G-06
BEDROOM	G-07 -	G-10
CHASSIS	G-11 -	G-20
C & PAD	G-21 -	H-04
DINETTE	H-05 -	H-08
DRIVERS	H-09 -	H-12
ELECTRICAL	H-13 -	H-20
EXTERIOR BODY	H-21 -	I-08
GALLEY	I-09 -	I-14
HEATING & A/C	I-15 -	I-18
INTERIOR FINISH	I-19 -	I-23
LABEL	I-24 -	J-08
LP		J-09
LOUNGE	J-10 -	J-11
SEALANTS & FASTENERS	J-12 -	J-14
WATER & SEWAGE	J-15 -	J-19
WINDOW, VENT AND		
EXTERIOR DOOR	J-20 -	K-18

INTERIOR FINISH GROUP (CONTINUED)

DRAWER AND SLIDES

KEY PART NUMBER	U/M DESCRIPTION
084466-06-000	EA SLIDE-COMLETE, 12"
084466-02-000	EA SLIDE-DRAWER, DRIVER
084466-03-000	EA SLIDE-DRAWER, PASSENGER
037688-03-000	EA SLIDE-CENTER, DRAWER
037688-01-000	FT RAIL-V GUIDE, DRAWER
037688-04-000	EA BRACKET-RAIL MOUNTING, FRONT
037688-05-000	EA BRACKET-RAIL MOUNTING, REAR
084466-04-000	EA SLIDE ASM-CABINET, RH
084466-05-000	EA SLIDE ASM-CABINET, LH

FABRICS AND TRIMS

KEY PART NUMBER	U/M DESCRIPTION
088792-01-000	YD VELCRO-5 8" HOOK, NON-ADHES
088792-02-000	YD VELCRO-3 4" LOOP, ADHESIVE
106544-01-000	EA PULL-SHADE, BRASS
087253-01-000	EA PULL-SHADE-GRABER, CLEAR PLASTIC
056008-01-000	SY FABRIC - UPHOLSTERY MAIN - AB6
096008-02-000	SY FABRIC - UPHOLSTERY MAIN - AB7
096008-17-000	SY FABRIC - UPHOLSTERY MAIN - AB8
088274-33-000	SY FABRIC - UPHOLSTERY ACCENT - AB6
088274-80-000	SY FABRIC - UPHOLSTERY ACCENT - AB7
096008-25-000	SY FABRIC - UPHOLSTERY ACCENT - AB8
088273-42-000	YD FABRIC-BEDSPREAD ACCENT (AB6)
088273-45-000	YD FABRIC-BEDSPREAD MAIN (AB6)
088273-42-000	YD FABRIC-BEDSPREAD ACCENT (AB7)
088273-46-000	YD FABRIC-BEDSPREAD MAIN (AB7)
088273-39-000	YD FABRIC-BEDSPREAD (AB8)
079680-09-000	SY FABRIC - VINYL - OFF WHITE
088273-42-000	SY FABRIC - BLACKOUT & WRAPAROUND - PARCHMENT
075244-02-000	YD VINYL - SHOWER CURTAIN LINER
103907-01-01A	YD VINYL-EXPANDED MADRID O/W
079680-01-000	YD VINYL-EXPANDED 26 OZ BUCKSKN
079680-09-000	YD VINYL-OFF WHITE
079349-01-X75	YD WELT ASM-ACCENT FABRIC
072333-74-000	SY FABRIC-DRAPREY
089351-01-000	SF VINYL CEILING

FLOOR COVERINGS & COMPONENTS

KEY PART NUMBER	U/M DESCRIPTION
096060-06-000	SY CARPET AB6
072860-89-000	SY CARPET AB7
072860-69-000	SY CARPET AB8
093485-01-000	SY CARPET-COMPARTMENT, 54" WIDE - DARK GRAY
042720-08-000	SY VINYL - GALLEY FLOOR
075233-01-000	SY PAD-CARPET, 3'8" X 6'
076314-02-000	FT TAPE-CARPET SEAM, HEAT-BOND
047034-02-000	SF PLASTIC-CARPET, 4"WIDE - CLEAR POLY
075233-01-000	SY PAD-CARPET, 3'8" X 6'
077309-02-000	EA TRIM-STEP BOX
088412-04-000	EA TRIM-STEPBOX, ENTR. 0580, BEIGE
089326-01-000	EA GRILLE-FLOOR
092893-02-01A	EA LINER-STEP BOX, BLACK 126 MM
097975-01-01A	EA THRESHOLD-CAB DOOR - 26.5" - BLACK

FLOOR MATS

KEY PART NUMBER	U/M DESCRIPTION
081075-01-000	EA MAT-FLOOR, ENTRANCE
081201-01-000	EA MAT-FLOOR, FRONT - DRIVER
081202-01-000	EA MAT-FLOOR, FRONT - PASSENGER

INTERIOR FINISH GROUP (CONTINUED)

CABINET HARDWARE

KEY PART NUMBER	U/M DESCRIPTION
054856-01-000	EA RAIL-CORNER, BED - METAL - BEIGE
072369-19-000	EA MESH-EXPANDED, 15.5" X 6.5" - BRONZE
098979-01-000	EA CLIP-ADJUSTABLE SHELF
098980-02-000	EA PILASTER-ADJUSTABLE SHELF, 12" LONG
023320-01-000	EA PAD-FELT, 3/8" DIAMETER - BROWN
059777-02-000	EA HINGE-CABINET DOOR, BURNISHED BRASS
096645-01-000	EA PULL-CABINET, BRASS
016604-01-000	EA BRACE-CABINET, ANGLED METAL - 2.5"
083204-02-000	EA BUTTON-MIRROR RETAINING
016604-03-000	EA BRACE-CABINET ANGLE, 2.5" - BEIGE
042356-01-000	EA PLUG-BUTTON-MAHOGANY 3/8 DIA
074045-01-000	EA PLUG-CAK, 1/2" DIAMETER
093586-03-000	EA CATCH-SPRING, ROLLER
053586-04-000	EA STRIKE-SPRING STEEL
065740-01-000	EA BRACE-CABINET CORNER, PLASTIC
074493-02-000	EA SUPPORT-OVERHEAD DOOR, SPRUNG
081295-01-U01	EA SUPPORT-BASE, DINETTE - 1.5" X 28" - WOOD
085774-01-000	FT FASTENER-DUAL HOOK, 1" WIDE - ADHESIVE BACK - BLACK
085774-02-000	FT FASTENER-DUAL LOOP, 1" WIDE - ADHESIVE BACK - BLACK
075943-02-000	EA BRACE-ANGLE, W/HOLES - 1" X 1.5" X 14" - ALUMINUM - BEIGE
068716-01-001	EA BRACE-90 DEGREE ANGLE, 192" - EXTRUDED ALUMINUM
029094-04-000	YD VELCRO TAPE-LOOP, 1" WIDE - BLACK
029096-03-000	YD VELCRO TAPE-HOOK, 1" WIDE - BLACK
009018-01-000	EA CATCH-SCREEN DOOR ROLLER
079921-01-000	EA ROLLER-NYLON, W/STEEL SHAFT - BARBED
080736-01-000	EA PULL-RECESSED, 1.25" X 4" - OAK
096764-02-000	EA SLIPNOT-ANTISLIP, 1" WIDE (100' ROLLS)
	FROM: 02-05-90 THRU: 02-23-90
091261-01-000	FT SACKING-NON SKID, 1" WIDE (100' ROLL)
	FROM: 02-24-90 THRU: 99-99-99
064356-03-000	EA INSERT-TV STAND TAN
084412-01-000	EA SUPPORT-HINGED
084451-01-000	EA CATCH-TV SHELF, BRASS
084625-02-000	EA HINGE-ALUMINUM, W/HOLES - 17.2" - TAN
084413-01-000	EA HINGE-CONTINUOUS, ALUMINUM - 1" X 72" - W/HOLES
093276-01-000	EA BRACE-PROP ROD, GAS
089024-01-000	EA SUPPORT-SPRING, TO FLOOR
089025-01-000	EA SUPPORT-SPRING, TO BED
088199-02-Y12	EA HINGE-BED, TOP LIFT - METAL - BEIGE
077252-01-000	EA PIN-HINGE
086235-02-000	EA BEARING-SNAPIN, 3/16" ID X 3/16"
057460-02-000	EA STUD-BALL, GAS SPRING - 10MM - 5/16" - 18
057460-03-000	EA CLIP-SAFETY, WIREFORM TYPE - GAS SPRING
057460-04-000	EA SPRING-GAS
057205-04-000	EA SUPPORT-BED, 20" - METAL - BEIGE

1990 WINNEBAGO TABLE OF CONTENTS

INTRODUCTION	A-01 -	A-02
ABBREVIATIONS		A-03
ALPHABETICAL INDEX	A-04 -	A-06
WCN31RQ	A-07 -	F-12
WCN33RQ	F-13 -	K-18

1990 WCN33RQ INDEX

FLOOR PLAN	F-13 -	F-14
ACCESSORIES	F-15 -	G-02
BATH	G-03 -	G-06
BEDROOM	G-07 -	G-10
CHASSIS	G-11 -	G-20
C C & PAD	G-21 -	H-04
DINETTE	H-05 -	H-08
DRIVERS	H-09 -	H-12
ELECTRICAL	H-13 -	H-20
EXTERIOR BODY	H-21 -	I-08
GALLEY	I-09 -	I-14
HEATING & A/C	I-15 -	I-18
INTERIOR FINISH	I-19 -	I-23
LABEL	I-24 -	J-08
LP		J-09
LOUNGE	J-10 -	J-11
SEALANTS & FASTENERS	J-12 -	J-14
WATER & SEWAGE	J-15 -	J-19
WINDOW, VENT AND		
EXTERIOR DOOR	J-20 -	K-18

INTERIOR FINISH GROUP (CONTINUED)

MIRROR

KEY PART NUMBER	U/M DESCRIPTION
093446-03-Y15	EA MIRROR-WOOD FRAMED
058331-32-000	EA MIRROR-GLASS, SAFETY 346MM X 702MM

PANELING AND LAMINATES

KEY PART NUMBER	U/M DESCRIPTION
088272-48-000	SF PANELING-GALLEY & DRY BATH (AB6)
088272-66-000	SF PANELING-GALLEY & DRY BATH (AB7)
088272-64-000	SF PANELING-GALLEY & DRY BATH (AB6)
088273-19-000	SF PANELING-WET BATH
074497-71-000	SF PANELING-CABINET PANELING
074497-10-000	SF PANELING-CABINET BOTTOM
074498-32-000	SF LAMINATE-PLASTIC, 5' X 8' - INCREMENTS OF 40 SF AB6
074498-32-000	SF LAMINATE-PLASTIC, 5' X 8' - INCREMENTS OF 40 SF AB7
074498-31-000	SF LAMINATE-PLASTIC, 5' X 8' - INCREMENTS OF 40 SF AB8
093743-01-02A	SF PLASTIC-ABS, 11.5" WIDE - OFF WHITE
000885-34-000	SF PARTICLE BOARD-VINYL COVERED, 1 SIDE - WOODGRAIN
	3'8" X 49" X 97" - INCREMENTS OF 32 SF
000885-34-000	SF PARTICLE BOARD-VINYL COVERED-3'3" ONE-SIDED,REGAL OAK
000885-35-000	SF PARTICLE BOARD-VINYL COVERED-3'4" ONE-SIDED,REGAL OAK
000885-36-000	SF PARTICLE BOARD-VINYL COVERED-3'4" TWO-SIDED,REGAL OAK
089297-01-000	SF PLYWOOD-LUAN, OVERLAY GRADE - 4' X 8' - INC OF 32 SF

LABEL & TAG GROUP

CALIFORNIA CHASSIS (OPT 37P)

KEY PART NUMBER	U/M DESCRIPTION
062043-01-000	EA LABEL-FUEL, UNLEADED
	FROM: 09-11-89 THRU: 01-14-90
074559-01-000	EA DECAL-LOGO, LPG - RED - (CALIF CODE)
091243-01-000	EA LABEL-A/C COVER,CEILING
093736-05-000	EA LABEL-CIRCUIT BREAKER, MAIN
006195-01-000	EA LABEL-ELECTRICAL TEST
006196-01-000	EA LABEL-GAS TEST
006197-01-000	EA LABEL-WATER TEST
050225-01-000	EA LABEL-WARNING,STOVEVENT US
061606-01-000	EA LABEL-OVERLAY,VEHICLE CERTIFICATION-ADHESIVE BACKED
056259-01-000	EA LABEL-SAFETY CHECKLIST SURVIVOR
098641-01-000	EA LABEL-FUEL, UNLEADED - DASH
099589-01-000	EA LABEL - WARNING, CANCER TOXICITY

CANADIAN EXPORT

KEY PART NUMBER	U/M DESCRIPTION
006040-02-000	EA TAG-GAS REFUEL WARNING, CANADIAN
006019-01-000	EA TAG-RVTAPPROVED, ELASTIC
006040-01-000	EA TAG-GAS REFUELING WARNING
006052-01-000	EA TAG-ELECTRIC 110V CONNECTION
091243-01-000	EA LABEL-A/C COVER - CANADIAN EXPORT
091224-02-000	EA LABEL-TRAILER LIGHTING
090342-01-000	EA LABEL-VAPOR RELIEF
087207-02-000	EA LABEL-FUEL CAP REMOVAL
087207-05-000	EA LABEL-FUEL CAP REMOVAL
077510-01-000	EA LABEL-GENERATOR PREP
075221-03-000	EA LABEL-TRAILER HITCH
075220-01-000	EA LABEL-WARNING, EXTERIOR LOAD
062043-01-000	EA LABEL-FUEL, UNLEADED
061417-01-000	EA LABEL-FUEL
054531-01-000	EA LABEL-LP GAS ONLY
006188-01-000	EA LABEL-WASTEWATER
006187-01-000	EA LABEL-SEWAGE
093236-05-000	EA LABEL-CIRCUIT BREAKER, MAIN
006195-01-000	EA LABEL-ELECTRICAL TEST
006196-01-000	EA LABEL-GAS TEST
006197-01-000	EA LABEL-WATER TEST
050225-01-000	EA LABEL-WARNING,STOVEVENT-US
056259-01-000	EA LABEL-SAFETY CHECKLIST
061606-01-000	EA LABEL-OVERLAY,VEHICLE CERTIFICATION-ADHESIVE BACK
006195-01-000	EA LABEL-EXIT, "ESCAPE WINDOW"
047731-01-000	EA LABEL-EMERGENCY EXIT
050222-01-000	EA LABEL - STOVE VENT

AIR RIDE SUSPENSION OPTION L60S

KEY PART NUMBER	U/M DESCRIPTION
093237-04-000	EA LABEL-CIRCUIT BREAKER, FRONT - AIR BAG COMP

DRIVER POWER SEAT OPTION L63M

KEY PART NUMBER	U/M DESCRIPTION
093237-02-000	EA LABEL-CIRCUIT BREAKER, FRONT - POWER SEAT

1990 WINNEBAGO

TABLE OF CONTENTS

INTRODUCTION	A-01 -	A-02
ABBREVIATIONS		A-03
ALPHABETICAL INDEX	A-04 -	A-05
WCN31RQ	A-07 -	F-12
WCN33RQ	F-13 -	K-18

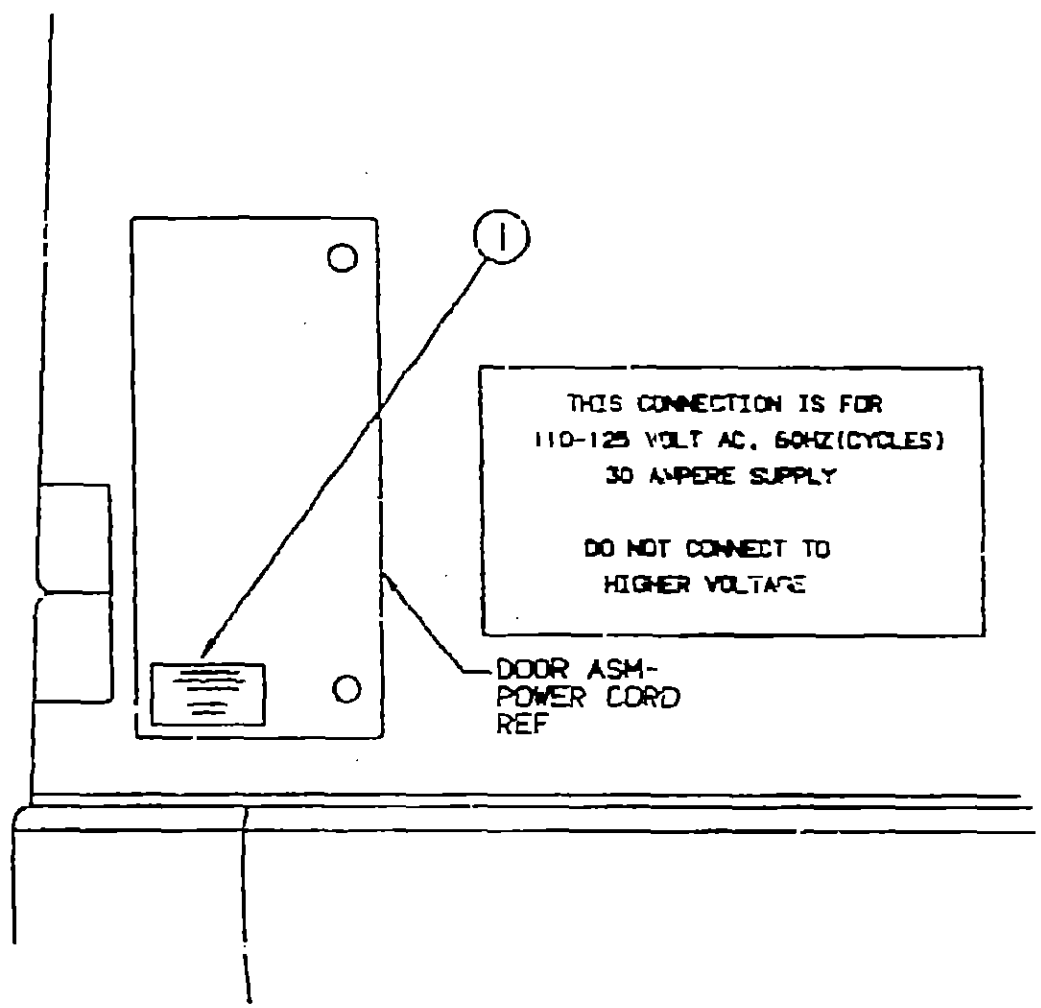
1990 WCN33RQ INDEX

FLOOR PLAN	F-13 -	F-14
ACCESSORIES	F-15 -	G-02
BATH	G-03 -	G-06
BEDROOM	G-07 -	G-10
CHASSIS	G-11 -	G-20
C C & PAD	G-21 -	H-04
DINETTE	H-05 -	H-08
DRIVERS	H-09 -	H-12
ELECTRICAL	H-13 -	H-20
EXTERIOR BODY	H-21 -	I-08
GALLEY	I-09 -	I-14
HEATING & A/C	I-15 -	I-18
INTERIOR FINISH	I-19 -	I-23
LABEL	I-24 -	J-08
LP		J-09
LOUNGE	J-10 -	J-11
ST. PLANTS & FASTENERS	J-12 -	J-14
WATER & SEWAGE	J-15 -	J-19
WINDOW, VENT AND		
EXTERIOR DOOR	J-20 -	X-18

LABEL & TAG GROUP (CONTINUED)

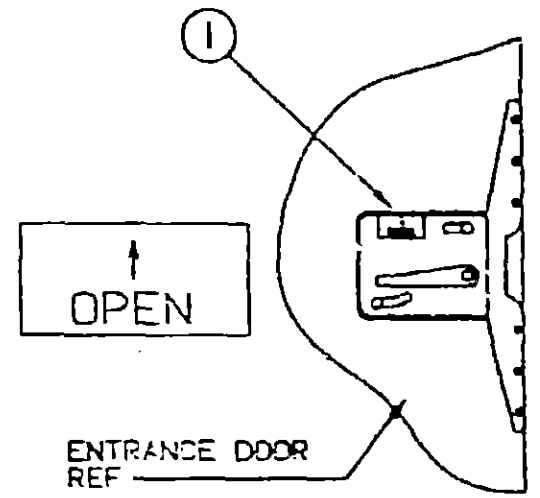
LABELS & TAGS

KEY PART NUMBER	U/M DESCRIPTION
093236-01-000	EA LABEL-CIRCUIT BREAKER, MAIN
093237-01-000	EA LABEL-CIRCUIT BREAKER, FRONT - BATTERY CONDITION/RADIO
093237-03-000	EA LABEL-CIRCUIT BREAKER, FRONT - POWER SEAT (LIFT)
093237-06-000	EA LABEL-CIRCUIT BREAKER, FRONT - REAR PANEL
093237-07-000	EA LABEL-CIRCUIT BREAKER, FRONT - REAR PNL/CONV
093237-09-000	EA LABEL-CIRCUIT BREAKER, FRONT - INVERTER
096503-01-000	EA LABEL-"COMPARTMENT NOT SEALED"
050225-01-000	EA LABEL-WARNING, STOVE VENT - US
087236-01-000	EA LABEL-CABLE INPUT
087236-02-000	EA LABEL-TV OUTLET
006031-01-000	EA LABEL-POTABLE WATER ONLY
061606-01-000	EA LABEL-OVERLAY, VEHICLE CERTIFICATION - ADHESIVE BACKED
079966-01-000	EA LABEL-WARNING, STOWED MOTION
088757-01-000	EA LABEL-RETAIL, 8 5/8" X 12 7/8"
090342-01-000	EA LABEL-VAPOR RELIEF
099509-01-000	EA LABEL-AWNING INSTALLATION
061417-01-000	EA LABEL-FUEL ON FUEL FILL DOOR
073998-01-000	EA LABEL-LPG ODOR WARNING
094675-01-000	EA LABEL-EXTERIOR LIGHT, SERVICE
006195-01-000	EA LABEL-ELECTRICAL TEST
006196-01-000	EA LABEL GAS TEST
006197-01-000	EA LABEL-WATER TEST
006064-01-000	EA LABEL-SEAT W/O SEATBELT "NOT INTENDED FOR USE WHILE COACH IN MOTION"

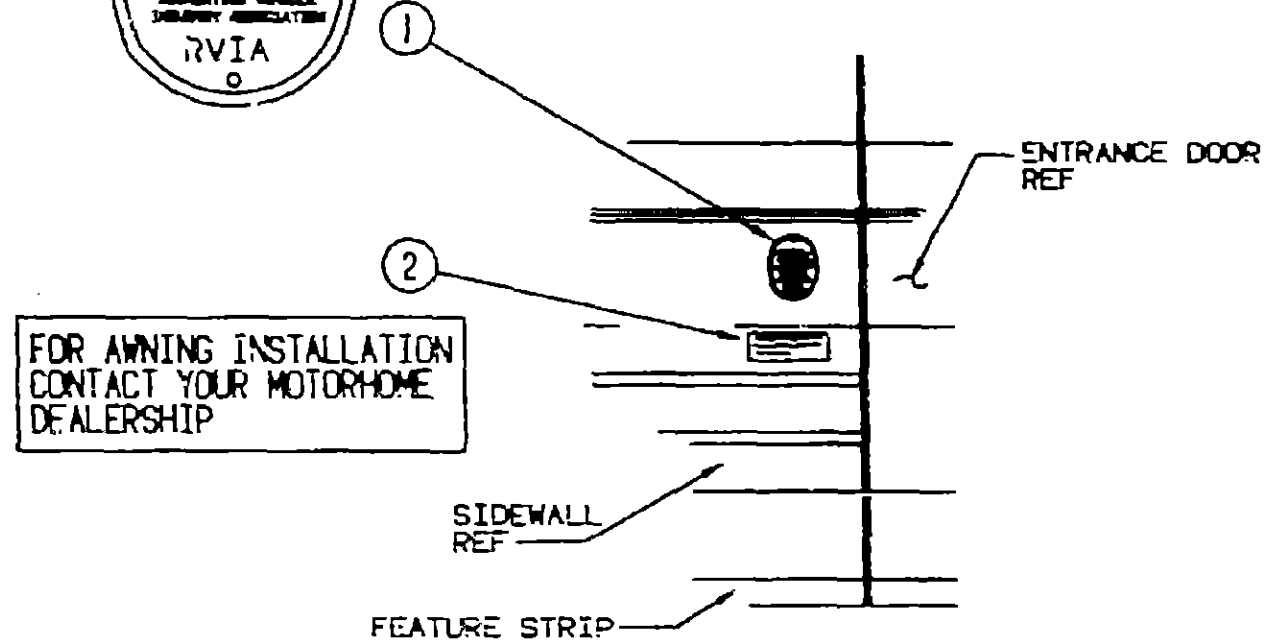



KEY PART NUMBER	U/M DESCRIPTION
1 006062-01-000	EA TAG-ELECTRIC, 110V CONNECTION

LABEL & TAG GROUP (CONTINUED)



KEY PART NUMBER	U/M DESCRIPTION
1 040944-01-000	EA LABEL-ENTRANCE DOOR, "OPEN"



KEY PART NUMBER	U/M DESCRIPTION
1 006019-01-000	EA TAG-RVI APPROVED, PLASTIC
2 099509-01-000	EA LABEL - AWNING INSTL

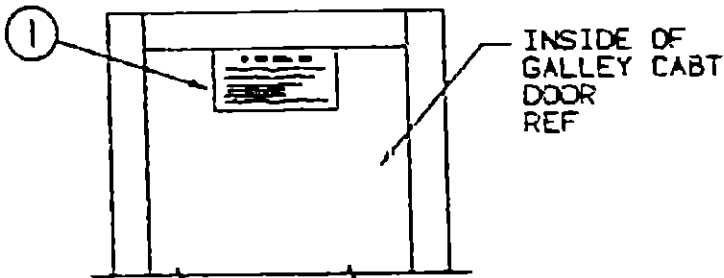
1990 WINNEBAGO
TABLE OF CONTENTS

INTRODUCTION	A-01 - A-02
ABBREVIATIONS	A-03
ALPHABETICAL INDEX	A-04 - A-06
WCN31RQ	A-07 - F-12
WCN33RQ	F-13 - K-18

1990 WCN33RQ INDEX

FLOOR PLAN	F-13 - F-14
ACCESSORIES	F-15 - G-02
BATH	G-03 - G-06
BEDROOM	G-07 - G-10
CHASSIS	G-11 - G-20
C C & PAD	G-21 - H-04
DIAPETTE	H-05 - H-08
DRIVERS	H-09 - H-12
ELECTRICAL	H-13 - H-20
EXTERIOR BODY	H-21 - I-08
GALLEY	I-09 - I-14
HEATING & A/C	I-15 - I-18
INTERIOR FINISH	I-19 - I-23
LABEL	I-24 - J-08
LP	J-09
LOUNGE	J-10 - J-11
SEALANTS & FASTENERS	J-12 - J-14
WATER & SEWAGE	J-15 - J-19
WINDOW, VENT AND EXTERIOR DOOR	J-20 - K-18

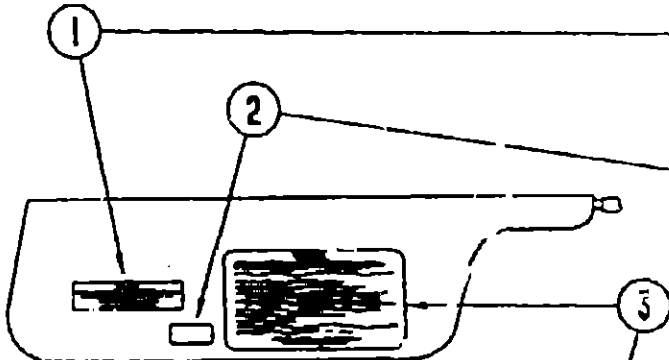
LABEL & TAG GROUP (CONTINUED)
LABELS & TAGS



IF YOU SMELL GAS

1. EXTINGUISH ANY OPEN FLAME, PILOT LIGHTS AND ALL SMOKING MATERIALS.
2. SHUT OFF THE GAS SUPPLY AT THE TANK VALVE OR GAS SUPPLY CONNECTION.
3. OPEN DOORS AND OTHER VENTILATING OPENINGS.
4. DO NOT TOUCH ELECTRICAL SWITCHES.
5. LEAVE THE AREA UNTIL ODOR CLEARS.
6. HAVE THE GAS SYSTEM CHECKED AND LEAKAGE SOURCE CORRECTED BEFORE USING AGAIN.

LABEL & TAG GROUP (CONTINUED)
LABELS & TAGS



WARNING
OPEN BARELINE CAP SLOWLY TO PREVENT
SUDDEN RELEASE OF TANK PRESSURE.
DO NOT OVERFILL TANK.
REPLACE WITH EQUIVALENT CAP ONLY

WARNING
THIS VEHICLE LIES THREE
FEET TO THE RIGHT OF THE
CENTERLINE OF THE ROAD.
PASSENGERS MUST BE SEATED
IN THE SEAT OF THE VEHICLE
AND MUST WEAR SEATBELTS
AT ALL TIMES.

CAUTION

THIS MOTOR HOME HAS BEEN DESIGNED, MANUFACTURED AND TESTED WITH CONCERN FOR THE PROTECTION OF ITS OCCUPANTS. WE RECOMMEND YOU PERFORM THE FOLLOWING INSPECTIONS FOR YOUR SAFETY AND THE SAFETY OF YOUR PASSENGERS BEFORE STARTING YOUR VEHICLE.

1. LP GAS SYSTEM- TURN OFF AT TANK FOR TRAVELING. TEST FOR LEAKS UPON ARRIVAL AT DESTINATION. BEFORE LIGHTING PILOTS.
2. WHEELS- INSPECT FOR DAMAGE AND CHECK LBS MILS FOR TIGHTNESS.
3. TIRES- INSPECT FOR WEAR AND DAMAGE AND CHECK FOR RECOMMENDED AIR PRESSURE.
4. LIGHTS- TEST FOR PROPER OPERATION OF ALL INTERIOR AND EXTERIOR LIGHTS INCLUDING DASH LIGHTS, HEADLIGHTS, TAIL LIGHTS, BRAKE LIGHTS, CLEARANCE LIGHTS AND TURN SIGNALS.
5. EXITS- INSPECT RELEASE MECHANISM ON EMERGENCY EXIT WINDOW. TEST BOTH LOCKS ON REAR ENTRANCE DOOR FOR EASE OF OPERATION AND INSTRUCT PASSENGERS HOW TO USE BOTH MEANS OF EXIT.
6. SEAT BELTS- DIRECT PASSENGERS TO DESIGNATED SEATS AND INSTRUCT USE OF SEAT BELTS.
7. APPLIANCES- TURN OFF AND LATCH OR LOCK DOORS WHERE PROVIDED.
8. LOOSE PARCELS- STORE SECURELY.
9. UTILITY SUPPLY LINES- DISCONNECT ALL ELECTRIC, WATER AND WATER LINES AND SECURE PROPERLY.
10. ENTRANCE DOOR STEP- PLACE IN RETRACTED POSITION FOR TRAVELING.

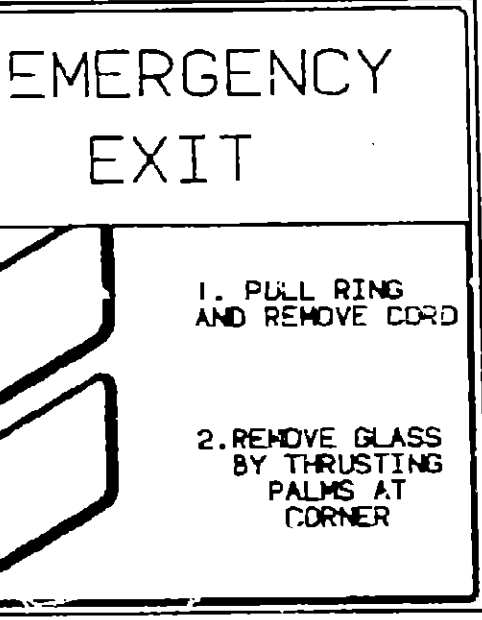
READ YOUR MOTOR HOME AND PASSENGER OWNER'S
MANUAL FOR FURTHER PRECAUTIONS

1990 WINNEBAGO
TABLE OF CONTENTS

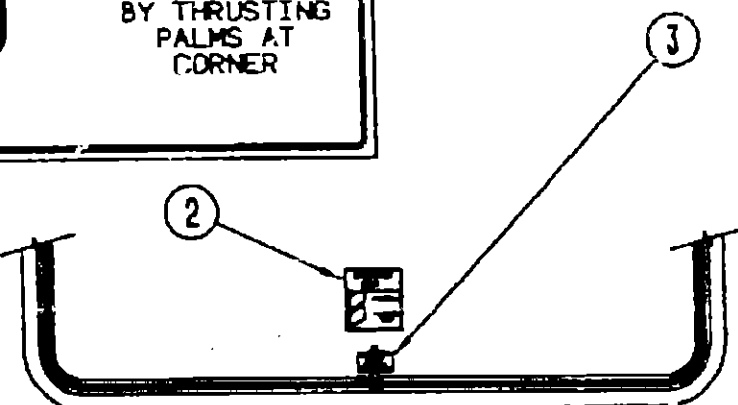
INTRODUCTION	A-01 - A-02
ABBREVIATIONS	A-03
ALPHABETICAL INDEX	A-04 - A-06
WCN31RQ	A-07 - F-12
WCN33RQ	F-13 - K-18

1990 WCN33RQ INDEX

FLOOR PLAN	F-13 - F-14
ACCESSORIES	F-15 - G-02
BATH	G-03 - G-06
BEDROOM	G-07 - G-10
CHASSIS	G-11 - G-20
C C & PAD	G-21 - H-04
DINETTE	H-05 - H-08
DRIVERS	H-09 - H-12
ELECTRICAL	H-13 - H-20
EXTERIOR BODY	H-21 - I-08
GALLEY	I-09 - I-14
HEATING & A/C	I-15 - I-18
INTERIOR FINISH	I-19 - I-23
LABEL	I-24 - J-08
LP	J-09
LOUNGE	J-10 - J-11
SEALANTS & FASTENERS	J-12 - J-14
WATER & SEWAGE	J-15 - J-19
WINDOW, VENT AND EXTERIOR DOOR	J-20 - K-18

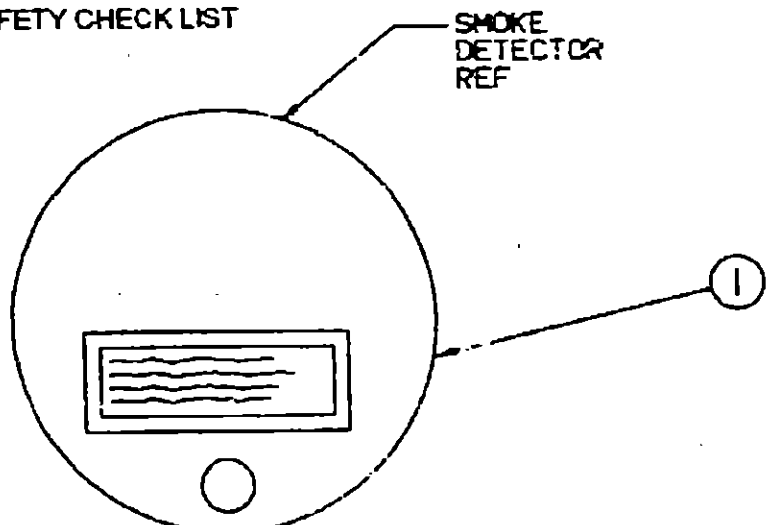


EMERGENCY EXIT
PULL RING
REMOVE CORD
PUSH OUT WINDOW



KEY PART NUMBER	U/M DESCRIPTION
1 039290 01 000	EA LABEL-WARNING-EXIT
2 047731-01-000	EA LABEL-EMERGENCY EXIT - ESCAPE WINDOW
3 006199 01 000	EA LABEL-EXIT-ESCAPE WINDOW

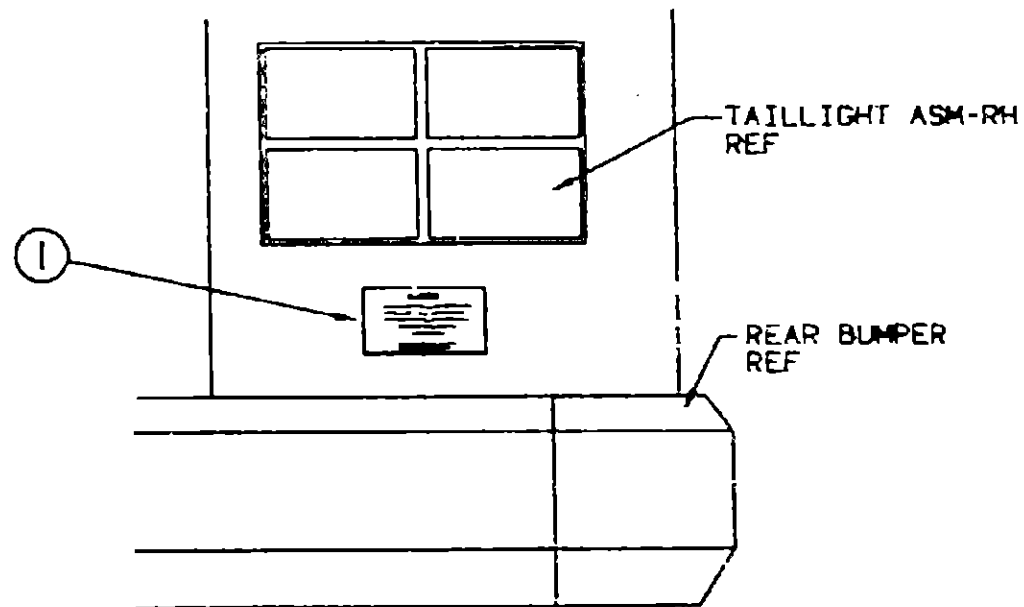
KEY PART NUMBER	U/M DESCRIPTION
1 087207-05-000	EA LABEL-FUEL CAP REMOVAL
2 099689-01-000	EA LABEL-WARNING, CANCER/TOXICITY
3 056259-01-000	EA LABEL-SAFETY CHECK LIST



WARNING- TEST SMOKE DETECTOR
OPERATION AFTER VEHICLE HAS BEEN IN
STORAGE. BEFORE EACH TRIP AND AT
LEAST ONCE PER WEEK DURING USE.

KEY PART NUMBER	U/M DESCRIPTION
1 077956-01-000	EA LABEL-WARNING, SMOKE DETECTOR

LABEL & TAG GROUP CONTINUED



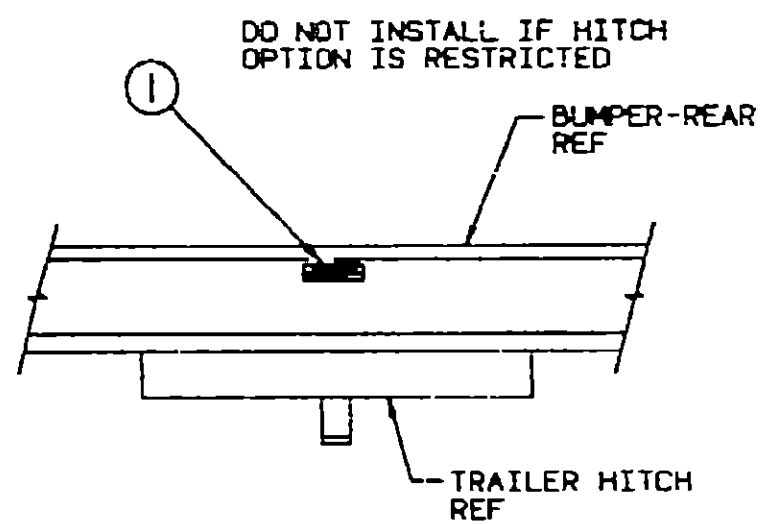
WARNING

DO NOT EXCEED THE VEHICLE WEIGHT RATINGS
OR LOADING RECOMMENDATIONS (E.G., GROSS
VEHICLE, GROSS AXLE, GROSS COMBINED) OF
THE CHASSIS MANUFACTURER OR
WINNEBAGO INC.

REFER TO YOUR OWNERS MANUAL,
BEFORE LOADING OR TOWING.

KEY PART NUMBER
1 075220-01-000

U/M DESCRIPTION
EA LABEL-WARNING, EXTERIOR LOAD



TOWING CAPACITY

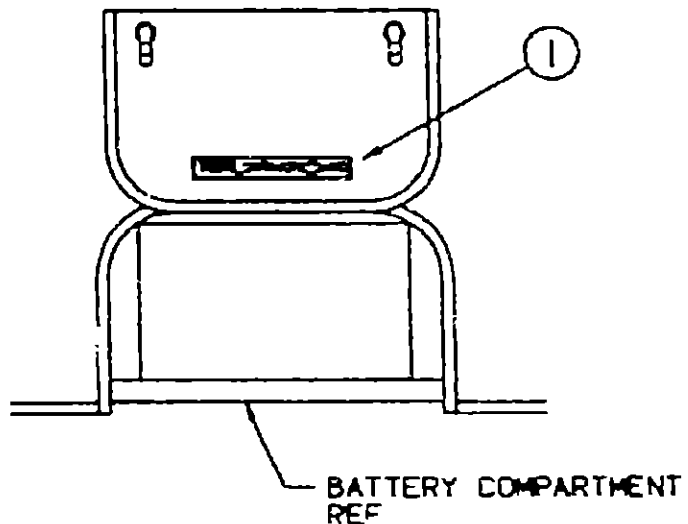
TOWED VEHICLE 3500 LB. GROSS MAXIMUM
HITCH BALL 200 LB. MAXIMUM

KEY PART NUMBER
1 075221-03-000

U/M DESCRIPTION
EA LABEL-TRAILER HITCH

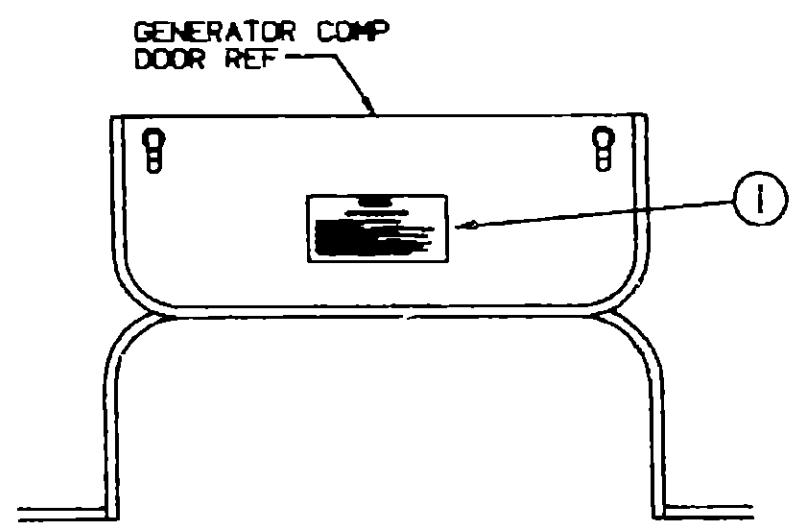
LABEL & TAG GROUP CONTINUED

WARNING DISCONNECT BATTERIES BEFORE
CONNECTING EXTERNAL CHARGING EQUIPMENT.



KEY PART NUMBER
1 065748-01-000

U/M DESCRIPTION
EA LABEL-CAUTION, BATTERY CHARGING



WARNING

WHEN ADDING A GENERATOR SET.

HIGH VOLTAGE-USE EXTREME CAUTION WHEN WORKING ON
ELECTRICAL COMPONENTS.
HAVE ALL ELECTRICAL INSTALLATION PERFORMED BY A QUALIFIED LICENSED
ELECTRICIAN-FOLLOW ALL STATE AND LOCAL CODES.
ONLY INSTALL GENERATOR SET APPROVED FOR R.V. APPLICATION. HAVE
INSTALLED BY QUALIFIED TECHNICIAN.
TO AVOID HEAT BUILD-UP AND TO GUARANTEE AN ADEQUATE AIR SUPPLY TO
THE GENERATOR COMPARTMENT, FOLLOW INSTALLATION INSTRUCTIONS.
GENERATOR ENGINE EXHAUST GASES ARE TOXIC AND MUST NOT TERMINATE
UNDER THE VEHICLE-ENGINE EXHAUST AWAY FROM VEHICLE.

KEY PART NUMBER
1 077510-01-000

U/M DESCRIPTION
EA LABEL-GENERATOR PREP

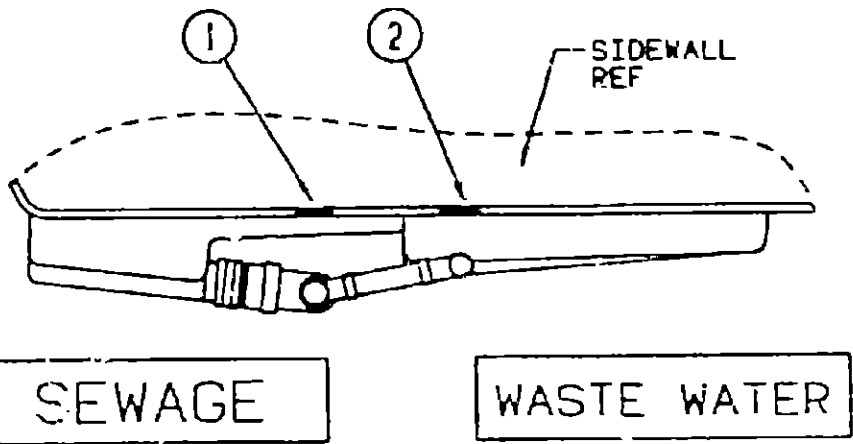
**1990 WINNEBAGO
TABLE OF CONTENTS**

INTRODUCTION	A-01 -	A-02
ABBREVIATIONS		A-03
ALPHABETICAL INDEX	A-04 -	A-06
WCN31RQ	A-07 -	F-12
WCN33RQ	F-13 -	K-18

1990 WCN33RQ INDEX

FLOOR PLAN	F-13 -	F-14
ACCESSORIES	F-15 -	G-02
BATH	G-03 -	G-06
BEDROOM	G-07 -	G-10
CHASSIS	G-11 -	G-20
C C & PAD	G-21 -	H-04
DINETTE	H-05 -	H-08
DRIVERS	H-09 -	H-12
ELECTRICAL	H-13 -	H-20
EXTERIOR BODY	H-21 -	I-08
GALLEY	I-09 -	I-14
HEATING & AC	I-15 -	I-18
INTERIOR FINISH	I-19 -	I-23
LABEL	I-24 -	J-08
LP		J-09
LOUNGE	J-10 -	J-11
SEALANTS & FASTENERS	J-12 -	J-14
WATER & SEWAGE	J-15 -	J-19
WINDOW, VENT AND EXTERIOR DOOR	J-20 -	K-18

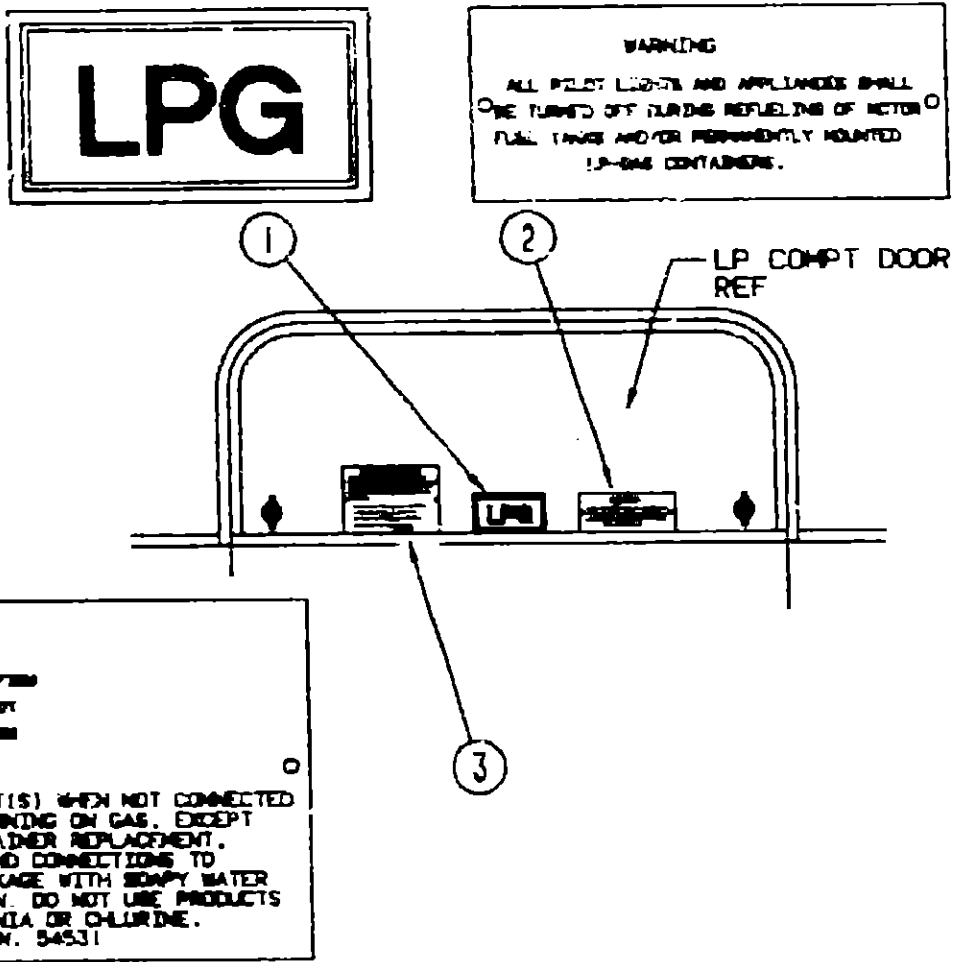
LABEL & TAG GROUP (CONTINUED)



SEWAGE

WASTE WATER

KEY PART NUMBER	U/M DESCRIPTION
1 006187-01-000	EA LABEL-SEWAGE
2 006188-01-000	EA LABEL-WASTE WATER

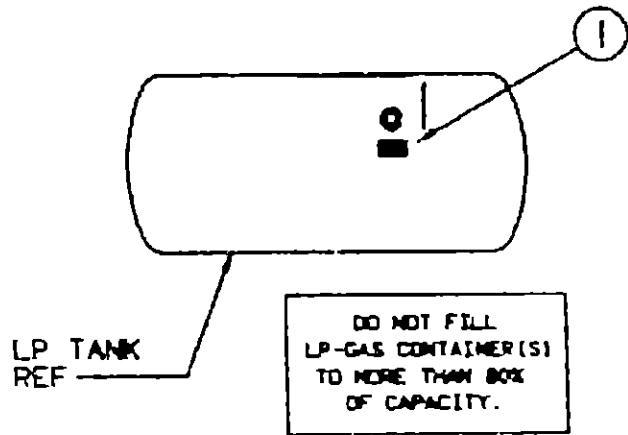


LP-GAS SYSTEM
THIS GAS PIPING SYSTEM IS
DESIGNED FOR USE OF LIQUEFIED
PETROLEUM GAS ONLY. DO NOT
CONNECT NATURAL GAS TO THIS
SYSTEM.

SECURELY CAP INLET(S) WHEN NOT CONNECTED
FOR USE. AFTER TURNING ON GAS, EXCEPT
WATER HEATER, CONTAINER REPLACEMENT,
TEST GAS PIPING AND CONNECTIONS TO
APPLIANCE FOR LEAKAGE WITH SOAPY WATER
OR BUBBLE SOLUTION. DO NOT USE PRODUCTS
THAT CONTAIN AMMONIA OR CHLORINE.
P.N. 54531

KEY PART NUMBER	U/M DESCRIPTION
1 074559-01-000	EA DECAL-LOGO, LPG - RED - (CALIF CODE)
2 006040-01-000	EA TAG-GAS REFUELING WARNING
2 006040-02-000	EA TAG-GAS REFUEL WARNING, CANADIAN
3 054531-01-000	EA LABEL-LP GAS ONLY
3 023769-01-000	EA LABEL-WARNING, LPG - CANADIAN

LABEL & TAG GROUP CONTINUED



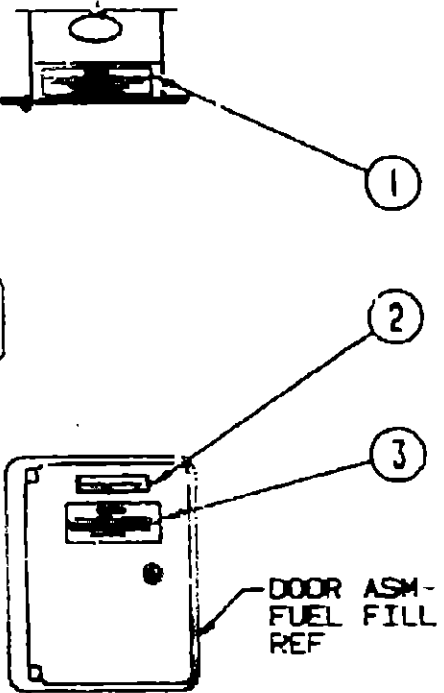
KEY PART NUMBER	U/M DESCRIPTION
1 079965-01-000	EA LABEL-LPG 80% CAPACITY

WARNING
OPEN GASOLINE CAP SLOWLY TO PREVENT
SUDDEN RELEASE OF TANK PRESSURE.
DO NOT OVERFILL TANK.
REPLACE WITH SEALANT CAP ONLY

UNLEADED FUEL ONLY

WARNING
ALL PILOT LIGHTS AND APPLIANCES SHALL
BE TURNED OFF DURING REFUELING OF MOTOR
FUEL TANKS AND/OR PERMANENTLY MOUNTED
LP-GAS CONTAINERS.

KEY PART NUMBER	U/M DESCRIPTION
1 087207-05-000	EA LABEL-FUEL CAP REMOVAL
2 062043-01-000	EA LABEL-FUEL, UNLEADED
3 006040-01-000	EA TAG-GAS REFUELING WARNING
3 006040-02-000	EA TAG-GAS REFUEL WARNING, CANADIAN



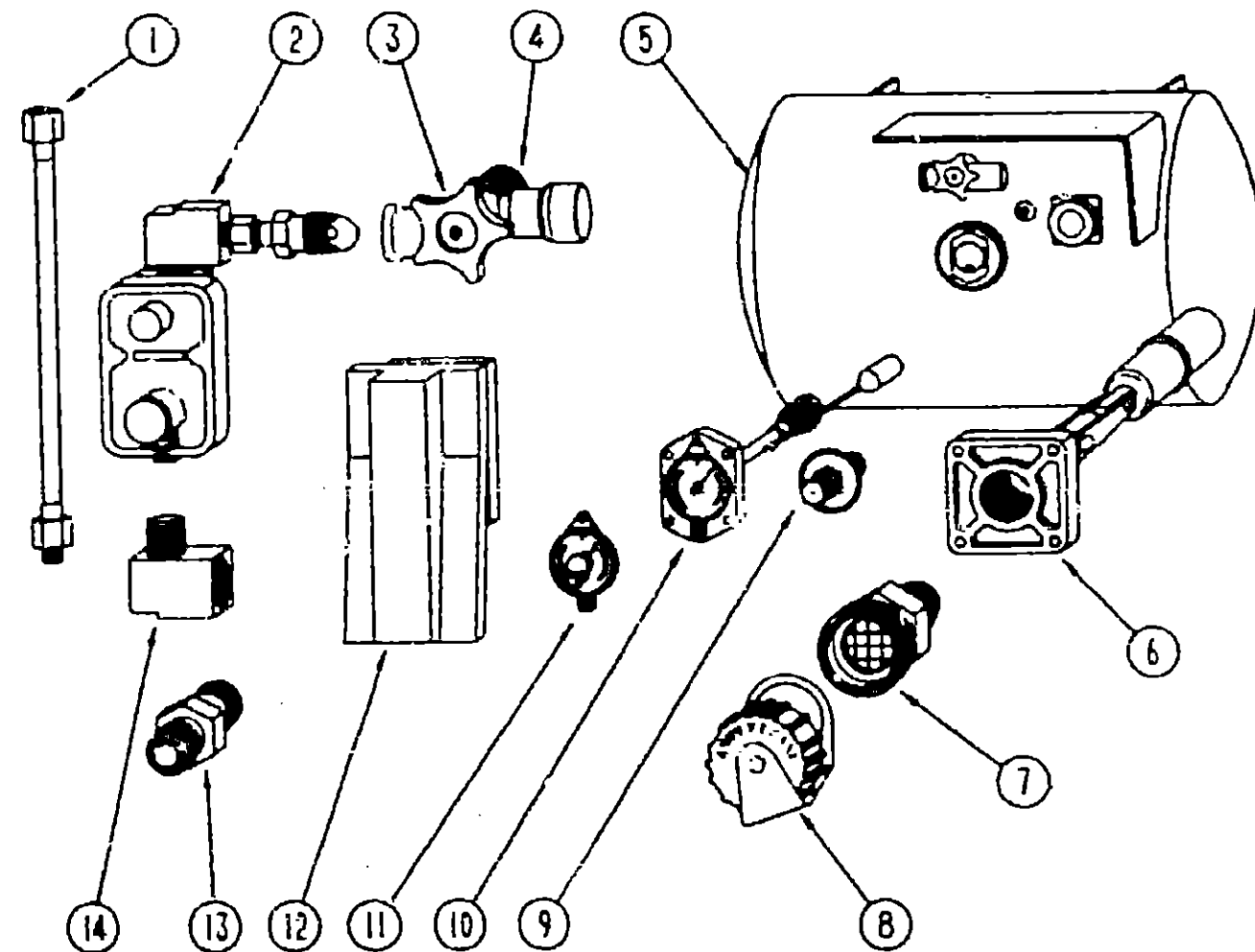
1990 WINNEBAGO
TABLE OF CONTENTS

INTRODUCTION	A-01 -	A-02
ABBREVIATIONS		A-03
ALPHABETICAL INDEX	A-04 -	A-06
WCN31RQ	A-07 -	F-12
WCN33RQ	F-13 -	K-18

1990 WCN33RQ INDEX

FLOOR PLAN	F-13 -	F-14
ACCESSORIES	F-15 -	G-02
BATH	G-03 -	G-03
BEDROOM	G-07 -	G-10
CHASSIS	G-11 -	G-20
C & P AD	G-21 -	H-04
DINETTE	H-05 -	H-08
DRIVERS	H-09 -	H-12
ELECTRICAL	H-13 -	H-20
EXTERIOR BODY	H-21 -	H-08
GALLEY	I-09 -	I-14
HEATING & A/C	I-15 -	I-18
INTERIOR FINISH	I-19 -	I-23
LABEL	I-24 -	J-08
LP		J-09
LOUNGE	J-10 -	J-11
SEALANTS & FASTENERS	J-12 -	J-14
WATER & SEWAGE	J-15 -	J-19
WINDOW, VENT AND EXTERIOR DOOR	J-20 -	K-18

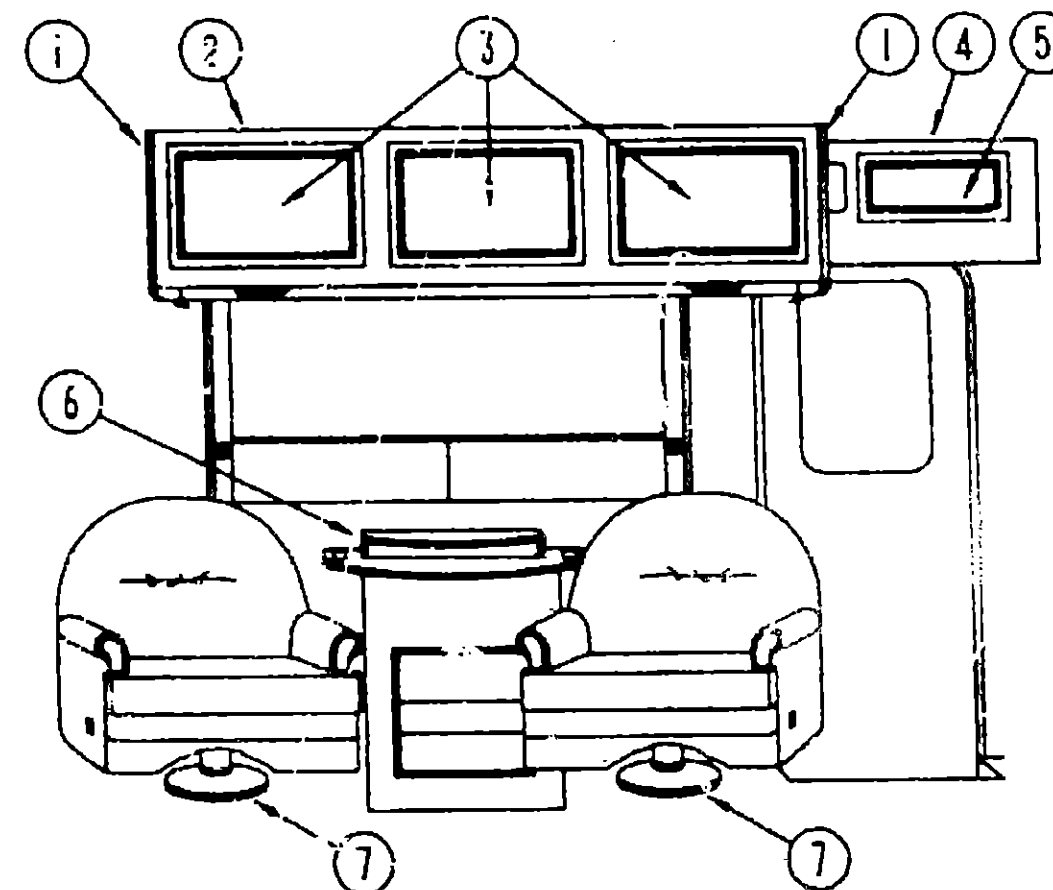
LP GROUP



LP TANK & COMPONENTS

KEY PART NUMBER	U/M DESCRIPTION
1 045703-01-000	EA HOSE-LP, 3/8" ID X 24" US - 3/8 MPT X 1/2 F SWIVEL
1 045703-02-000	EA HOSE-LP, 3/8" ID X 24" - 3/8 MPT X 1/2 F SWIVEL - CANADA
2 076301-01-000	EA REGULATOR-LPG, TWO STAGE
3 040421-01-708	EA HANDWHEEL-VAPOR RELIEF VALVE, BRUNNER G-1015-A
4 040421-01-703	EA VALVE-SERVICE W/HANDWHEEL W/VAPOR RELIEF (REG 09106CO) BRUNNER G-1015
5 051970-01-000	EA TANK-LP, 80 LBS - 20" X 24"
6 040421-01-711	EA VALVE-80% W/FLOAT, PLATE, BOLTS & GASKET - BRUNNER
7 040421-01-701	EA VALVE-SHORT LP FILLER W/YELLOW CAP - BRUNNER 75478
8 040421-01-702	EA CAP-LP FILLER VALVE, PLASTIC - YELLOW - BRUNNER G-1014-A
9 040421-01-700	EA GAUGE-LIQUID LEVEL, 20% LP - BRUNNER G-1013
10 040421-01-707	EA GAUGE-FLOAT W/VISIBLE DIAL - BRUNNER MA-3 6244-4
11 040440-01-000	EA TRANSMITTER-DIAL, 90 OHM
12 081938-01-000	EA COVER-COMPARTMENT - LP REGULATOR - BLACK
13 010329-01-000	EA ADAPTER-BRASS-1/2" F X 1/2" MPT
14 065318-02-000	EA ELBOW-90 DEGREE, 3/8" MPT TO 3/8" FPT
010285-01-000	EA CRCS, 3/8" F X 3/8" F X 3/8" F X 1/2" FPT - BRASS
010377-01-000	EA NUT-3/8" F - BRASS
010377-02-000	EA NUT-BRASS, 3/8 FEMALE - FORGED
010380-02-000	EA NUT-BRASS, 1/2" FEMALE - FORGED
016188-03-000	EA GROMMET-GAS LINE, FLOOR - 3/8" HOLE X 2 1/8" DIAMETER RUBBER
081642-01-000	EA TEE, 1/2" MPT X 1/2" FL X 3/8" FL - BRASS
010497-05-000	EA CLAMP-CLOSED, .50" ID
075148-02-000	EA CLAMP-GROUNDING, BRONZE SCREWS
008360-01-000	EA GROMMET-RUBBER, 5/8" HOLE X 1 1/2" DIAMETER - BLACK
010326-01-000	EA ADAPTER-FLARE, W/CONE GASKET 3/8" FEMALE FL X 1/2" MALE F
065741-01-000	EA GAUGE-DIAPHRAGM PRESSURE - MARSHALLTOWN MFG
065742-01-000	EA TEE, .38" F X .38" F X .25" FPT - BRASS
071391-02-000	EA NIPPLE-HEX, .25 PIPE
008042-01-000	FT TUBING-VINYL, .65" ID
054531-01-000	EA LABEL-LP GAS ONLY

LOUNGE GROUP



OVERHEAD CABINET & COMPONENTS

KEY PART NUMBER	U/M DESCRIPTION
1 092747-01-Y10	EA END CAP-CABINET, OVERHEAD
2 M97072-10-AB6	EA CABINET-OVERHEAD, LOUNGE - W/O DOORS OR HARDWARE
3 M88304-A9-AB6	EA DOOR-CABINET, W/O HARDWARE - 14.4" X 29.1"
4 M92430-01-AB6	EA CABINET-OVERHEAD, ENTRANCE DOOR - W/O DOORS OR HARDWARE
5 M82304-99-AB6	EA DOOR-CABINET, W/O HARDWARE - 10" X 19.1"
6 096828-02-AB6	EA TABLE ASM-PULLOUT
096873-11-B05	EA PANEL ASM-PULLOUT TOP
079821-01-000	EA ROLLER-NYLON, W/SHAFT
009018-01-000	EA CATCH-ASM-SINGLE ROLLER
080736-01-000	EA PULL-RECESSED, OAK 1 1/4" X 4"
7 090482-01-000	EA SHROUD-PEDESTAL, 13" - BLACK PLASTIC
033481-02-000	EA BASE-PEDESTAL, SWIVEL CHAIR - 10" EXTENSION
057208-02-AB6	EA RACK ASM-MAGAZINE
064781-05-000	EA HOLDER-CUP, TWO STEP

SEAT BELT

KEY PART NUMBER	U/M DESCRIPTION
007021-01-000	EA BELT-SEAT, 2" X 90" - BLACK

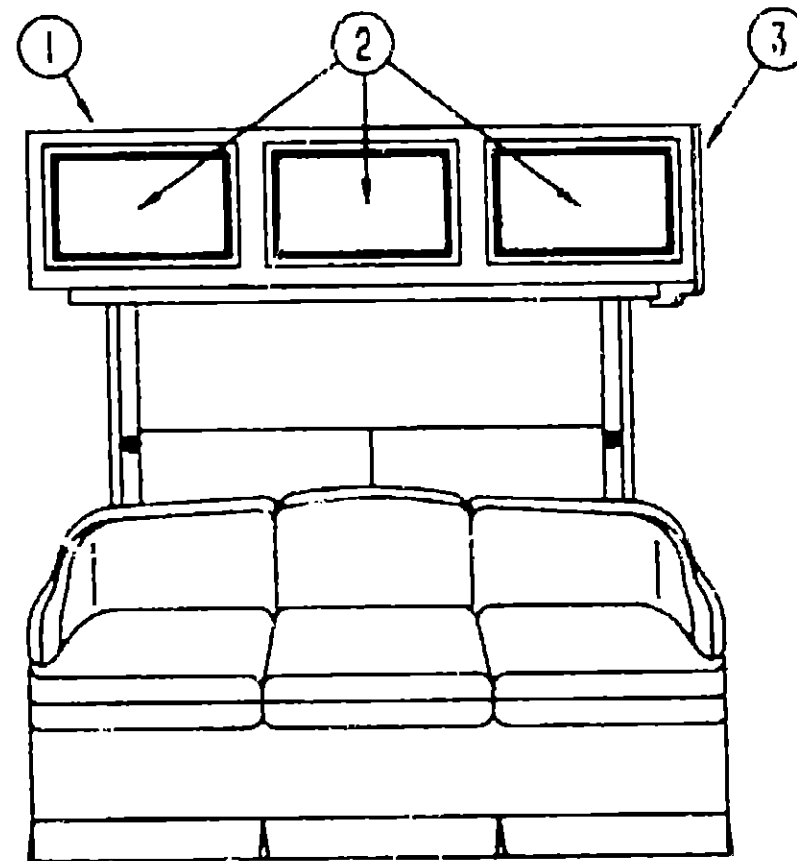
1990 WINNEBAGO TABLE OF CONTENTS

INTRODUCTION	A-01 - A-02
ABBREVIATIONS	A-03
ALPHABETICAL INDEX	A-04 - A-06
WCN331RQ	A-07 - F-12
WCN335RQ	F-13 - K-18

1990 WCN33RQ INDEX

FLOOR PLAN	F-13 - F-14
ACCESSORIES	F-15 - G-02
BATH	G-03 - G-05
BEDROOM	G-07 - G-10
CHASSIS	G-11 - G-20
C C & PAD	G-21 - H-04
DINETTE	H-05 - H-08
DRIVERS	H-09 - H-12
ELECTRICAL	H-13 - H-20
EXTERIOR BODY	H-21 - H-28
GALLEY	H-29 - H-34
HEATING & A/C	H-35 - H-38
INTERIOR FINISH	H-39 - H-43
LABEL	H-44 - J-08
LP	J-09
LOUNGE	J-10 - J-13
SEALANTS & FASTENERS	J-12 - J-14
WATER & SEWAGE	J-15 - J-18
WINDOW, VENT AND	J-19 - J-23
EXTERIOR DOOR	J-24 - K-10

LOUNGE GROUP (CONTINUED)



DRIVER SIDE CABINETS

KEY PART NUMBER	U/M DESCRIPTION
1 M97072-03-AB6	EA CABINET ASM-OVHD.FRONT, COUCH - W/O DOORS OR HARDWARE FROM: 00-00-00 THRU: 07-23-89
1 M97072-08-AB6	EA CABINET ASM-OVHD.FRONT, COUCH - W/O DOORS OR HARDWARE FROM: 07-24-89 THRU: 99-99-99
2 M88304-A9-AB6	EA DOOR-CABINET, W/O HARDWARE - 14.4" X 21.9"
3 092747-01-Y10	EA END CAP-CABINET, OVERHEAD - FRONT
079386-01-000	EA FRAME-COUCH, CONTINENTAL
079386-02-000	EA HARDWARE-KIT, COUCH, CONTINENTAL

SEAT BELT

KEY PART NUMBER	U/M DESCRIPTION:
056271-02-000	EA BELT-SEAT, 2" X 72" - BLACK

SEALANTS & FASTENERS GROUP

SEALANTS AND FASTENERS

KEY PART NUMBER	U/M DESCRIPTION
004020-01-000	QT ADHESIVE-ABS CEMENT, QUART
081377-01-700	EA ADHESIVE-CYANOACRYLATE, 10 GRAM TUBE
004006-04-700	EA ADHESIVE-PIERCE, 1 GAL - J9270-X-1
087211-01-000	GL ADHESIVE-PROMOTER
004005-02-000	EA ADHESIVE-SWIFTS, 1 GAL - W1333
099039-01-000	EA ADHESIVE-WEATHERSTRIP, 8 OZ.
053766-02-000	EA BEDDING COMPOUND-TUBE, WHITE
005200-01-000	EA BOLT-BUMPER,ROUND HEAD-SQUARE NECK- W/SST CAP 7/16- 14 X 1 1/4
102333-01-01A	EA BOLT-CARRIAGE, 7/16 - 14 - STAINLESS STEEL CAP- BEIGE
051387-06-000	EA BOLT-CARRIAGE, W/O HOLE - 5/16-18 X 9.5 ZN
000C12-08-24B	EA BOLT-HEX, 1/2-13 X 1 1/2 - ZN 5
000C12-05-16B	EA BOLT-HEX, 5/16-18 X 1 - ZINC 5
000C12-10-24B	EA BOLT-HEX, 5/8-11 X 1 1/2 ZN - 5
000C12-07-20B	EA BOLT-HEX, 7/16 - 14 X 1 1/4" - ZN5
000C13-07-46B	EA BOLT-HEX, 7/16 - 20 X 3 - ZN 5
000C26-04-10B	EA BOLT-HEX, SER FLG - 1/4-20 X 5/8 ZINC
000C26-05-20B	EA BOLT-HEX,SER FLG 5/16-18 X 1 1/4" - ZINC
000C12-05-24B	EA BOLT-HEX-5/16-18X11/2 ZN 5
016604-01-000	EA BRACE-CABINET, ANGLED METAL - 2.5"
010495-01-000	EA CLAMP-CABLE, 9/16"
010497-06-000	EA CLAMP-CLOSED, 11/16" ID
010497-03-000	EA CLAMP-CLOSED, 1" ID - CUSHIONED
010499-01-000	EA CLAMP-CLOSED, 3/8" ID
010497-01-000	EA CLAMP-CLOSED, 5/8"ID
010497-08-000	EA CLAMP-CLOSED, .125"
075148-02-000	EA CLAMP-GROUNDING, BRONZE SCREWS
062401-02-000	EA CLAMP-HOSE, WORMGEAR, 1.56" - 2.5"
062401-10-000	EA CLAMP-HOSE, WORMGEAR 1.06" - 2"
073194-02-000	EA CLAMP-HOSE, WORMGEAR 32-50 MM
062401-07-000	EA CLAMP-HOSE, WORMGEAR 5" - 7"
062401-05-000	EA CLAMP-HOSE, WORMGEAR .22"-.62"
062401-01-000	EA CLAMP-HOSE, WORMGEAR .25" - 1"
062401-04-000	EA CLAMP-HOSE, WORMGEAR .60" - 1.25"
062401-03-000	EA CLAMP-HOSE WORMGEAR, .22" - 1"
083609-01-000	EA CLAMP-WIRE,DUAL - EQUAL 5/8" DIAMETER
094362-02-000	EA CLIP-CHRISTMAS TREE, FLAT HEAD
077953-01-000	EA GROMMET-EDGE LINER, FITS 1"
023942-01-000	EA GROMMET-RUBBER, 2" OD
071015-21-000	EA GROMMET-.50"ID, FITS .19" MATERIAL, RUBBER- SPLIT
008066-01-000	EA HINGE-ALUMINUM, NO HOLES - 11/16" X 72" - UNPAINTED
056134-02-000	EA HOLDER-RING, 1.5" ID PIPE SIZE - STEEL
092321-01-000	FT INSULATION-FIBERGLASS, W/ALUMINUM FOIL
077955-01-000	EA J CLIP-VINYL COATED, 3/8" USED IN WIRING TO CLEARANCE LIGHTS
072893-01-000	EA NUTSERT-M5 X 0, 8
077049-01-000	EA NUT-ACORN, 10-32 ALUMINUM
095094-01-000	EA NUT-ACORN, 1/4 - 20 ALUMINUM
000D14-05-00B	EA NUT-HEX, 5/16-18 - ZN 5
000D34-04-00B	EA NUT-HEX, LK 1/4 - 20 ZN
000D39-04-00B	EA NUT-HEX, SER FLG LK 1/4 - 20 ZN
000D39-08-00B	EA NUT-HEX, SER FLG LK - 1/2-13 ZN
000D39-06-00B	EA NUT-HEX, SER FLG LK - 3/8-16 ZN
000D39-05-00B	EA NUT-HEX, SER FLG LK - 5/16 - 18 ZN
000D44-07-00B	EA NUT-HEX, SER FLG LK - 7/16-20 ZN
000D24-10-00B	EA NUT-HEX, SF/LK - 10-32 ZN
000D34-06-00B	EA NUT-HEX LK-3/8-16 GRADE C ZN
075467-01-000	EA NUT-INVERTED FLARE, 1/4"
086197-02-000	EA NUT-INVERTED FLARE, 1/4"
063253-07-000	EA NUT-J #8A .120-.130 PNL THK
044364-02-000	EA NUT-SPEED, FLAT - ROUND
040921-06-000	EA NUT-SPEED, U TYPE - NO. 8
040921-04-000	EA NUT-SPEED, U TYPE - NO. 8
040921-05-000	EA NUT-SPEED, U TYPE - NO.8
044364-01-000	EA NUT-SPEED,FLAT
064081-01-000	EA NUT-WING, 3/8" X 16 THREAD

1990 WINNEBAGO TABLE OF CONTENTS

INTRODUCTION	A-01 - A-02
ABBREVIATIONS	A-03
ALPHABETICAL INDEX	A-04 - A-06
WCN31RQ	A-07 - F-12
WCN33RQ	F-13 - K-18

1990 WCN33RQ INDEX

FLOOR PLAN	F-13 - F-14
ACCESSORIES	F-15 - G-02
BATH	G-03 - G-08
BEDROOM	G-07 - G-10
CHASSIS	G-11 - G-20
C C & PAD	G-21 - H-04
DINETTE	H-05 - H-08
DRIVERS	H-09 - H-12
ELECTRICAL	H-13 - H-20
EXTERIOR BODY	H-21 - I-08
GALLEY	I-09 - I-14
HEATING & A/C	I-15 - I-18
INTERIOR FINISH	I-19 - I-23
LABEL	I-24 - J-08
LP	J-09
LOUNGE	J-10 - J-11
SEALANTS & FASTENERS	J-12 - J-14
WATER & SEWAGE	J-15 - J-19
WINDOW, VENT AND EXTERIOR DOOR	J-20 - K-18

SEALANTS & FASTENERS GROUP (CONTINUED)

SEALANTS AND FASTENERS

KEY PART NUMBER

U/M DESCRIPTION

084884-01-000	EA PLUG-BRASS, 3/8"
000H16-04-06R	EA RIVET-POP, AL 1/8 X .313-.375
069592-02-000	EA RIVET-T (POP) 1/4X.093-.156
063729-04-000	EA RIVNUT, 10-32 UNF - .010-.080
063729-01-000	EA RIVNUT, 1/4 X 20 UNC - .030-.125
000G67-10-24B	EA SCREW, 10-12 X 1 1/2 PPH - ZN
000G67-10-16P	EA SCREW, 10-12 X 1 PPH - DARK BROWN
000G67-10-16B	EA SCREW, 10-12 X 1 PPH - ZN
000G67-10-08B	EA SCREW, 10-12 X 1/2 PPH ZN
000G67-10-08R	EA SCREW, 10-12 X 1/2 PPH - BEIGE - TYPE A
000G67-10-12B	EA SCREW, 10-12 X 3/4 - PPH ZN
000G67-10-10B	EA SCREW, 10-12 X 5/8 PPH ZN - TYPE A
000G67-10-10R	EA SCREW, 10-12 X 5/8 PPH - TYPE A - BEIGE
000G67-10-12P	EA SCREW, 10-12 X .75 PPH - DARK BROWN
049465-01-000	EA SCREW, 10-16 W/WASHER PTH - DARK BROWN
049465-04-000	EA SCREW, 10-16 X 1 PTH W/WASHER - BEIGE
000G11-10-15B	EA SCREW, 10-16 X 1 - PPH ZN
000G11-10-12R	EA SCREW, 10-16 X 3/4 PPH - BEIGE
000G11-10-12D	EA SCREW, 10-16 X 3/4 PPH - BLACK
000G68-06-10G	EA SCREW, 6-18 X 5/8 POH - ANTIQUE BRASS
076790-01-000	EA SCREW, 6-20 X 1 1/4 PPH - BLACK
000G13-06-16R	EA SCREW, 6-20 X 1 PFH - BEIGE
000G13-06-08B	EA SCREW, 6-20 X 1/2 PFH ZN
000G13-06-10G	EA SCREW, 6-20 X 5/8 PFH - ANTIQUE BRASS
000G11-06-10B	EA SCREW, 6-20 X 5/8 PPH ZN
000G11-06-10J	EA SCREW, 6-20 X 5/8 PPH - BRASS
000G11-07-08B	EA SCREW, 7-19 X 1/2 PPH - ZN
000G13-07-12B	EA SCREW, 7-19 X 3/4 PFH ZN
000G13-08-16B	EA SCREW, 8-18 X 1 PFH - ZN
000G11-08-08T	EA SCREW, 8-18 X 1/2 PPH
000G11-08-08B	EA SCREW, 8-18 X 1/2 PPH ZN
000G11-08-12B	EA SCREW, 8-18 X 3/4 PPH ZN
000G11-08-12R	EA SCREW, 8-18 X 3/4 PPH - BEIGE
000G11-08-12D	EA SCREW, 8-18 X 3/4 PPH - BLACK
000G11-08-16R	EA SCREW, 8-18 X 1.00 PPH - BEIGE
000G67-10-32B	EA SCREW, NO. 10 - 12 X 2 PPH ZN
000G55-08-12W	EA SCREW, SF/DR, 8-18X.75 PPH
000G67-10-12R	EA SCREW, 10-12X.75 PPH BEIGE
000G67-10-12D	EA SCREW, 10-12X.75 PPH TAN
049465-03-000	EA SCREW, 10-16X1 POH W/WASHER
000G11-10-12S	EA SCREW, 10-16X.75 PPH OFF WHITE
000G54-04-20B	EA SCREW, 1/4-20X1 1/4 PTH TYP 23
000G57-05-16J	EA SCREW, 5-20X1 PFH BRASS
000G12-06-08T	EA SCREW, 6-20 X .50 POH - BLACK
000G13-06-16J	EA SCREW, 6-20X1.00 PFH BRASS
000G11-08-12P	EA SCREW, 8-18X.75, DARK BROWN
085318-01-000	EA SCREW, 8-08X1/2, CRIMPTITE HD
000G67-08-32B	EA SCREW, 8-15X2 PPH ZN
000G12-08-16S	EA SCREW, 8-18 X 1" PC#1 - OFF WHITE
000G11-08-16S	EA SCREW, 8-18X1.00 PPH OFF WHITE
009438-07-000	EA SCREW, 8-32X1 1/4 POH, BLACK
087721-01-000	EA SCREW-FLAT HEAD, TAPPING - 1/4 X 1 1/4 LG ZN
086763-01-000	EA SCREW-MACH, 10 - 32 X 1/4 PTH
000G19-10-08B	EA SCREW-MACH, 10-32 X 1/2 PPH ZN
000G19-10-10B	EA SCREW-MACH, 10-32 X 5/8 - PPH - ZINC
000G50-04-12B	EA SCREW-MACH, 1/4-20 X 3/4 PPH ZN
081908-01-000	EA SCREW-MACH 6-32X.62 W/NYLOCK
089371-01-000	EA SCREW-MACH 8-32X3 5/16 ZN
000G19-10-20B	EA SCREW-MACHINE, 10-32 X 1 1/4 PPH ZINK
000G18-08-16B	EA SCREW-MACHINE, 8 X 32 X 1, PPH ZN
075908-01-000	EA SCREW-MACH, 10-32X.56PTH/SEMS
000G53-04-06B	EA SCREW-MACH, 1/4-20X3/8 PPH ZN
000G18-08-22B	EA SCREW-MACH, 8-32X1 3/8 PPH ZN
000G39-10-20B	EA SCREW-SF/DR, 10-16 X 1 1/4 PPH ZN
000G39-10-12R	EA SCREW-SF/DR, 10-16 X 3/4 PPH - BEIGE
000G39-10-12D	EA SCREW-SF/DR, 10-16 X 3/4 PPH - BLACK
000G39-06-16T	EA SCREW-SF/DR, 6-20 X 1 PPH - BLACK
000G39-06-10T	EA SCREW-SF/DR, 6-20 X 5/8 PPH - BLACK
000G39-08-24B	EA SCREW-SF/DR, 8-18 X 1 1/2 PPH ZN

SEALANTS & FASTENERS GROUP (CONTINUED)

SEALANTS AND FASTENERS

KEY PART NUMBER

U/M DESCRIPTION

000G39-08-16E	EA SCREW-SF/DR, 8-18 X 1 PPH CHROME
000G39-08-16B	EA SCREW-SF/DR, 8-18 X 1 PPH ZN
000G39-08-16T	EA SCREW-SF/DR, 8-18 X 1 PPH - BLACK
000G55-08-16Z	EA SCREW-SF/DR, 8-18 X 1.00 - BEIGE
000G39-08-08B	EA SCREW-SF/DR, 8-18 X 1/2 PPH, ZN
000G39-08-32B	EA SCREW-SF/DR, 8-18 X 2 PPH - Z NC
000G39-08-12B	EA SCREW-SF/DR, 8-18 X 3/4 PPH ZN
000G39-06-12T	EA SCREW-SF/DR, 8-18 X 3/4 PPH - BLACK
000G39-08-06B	EA SCREW-SF/DR, 8-18 X 3/8 PPH ZN
000G60-10-28T	EA SCREW-SF/DR, 10-15X1.75
000G39-08-16R	EA SCREW-SF/DR 8-18X1.00 PPH BEIGE
000G39-08-08R	EA SCREW-SF/DR, 8-18X1/2 PPH
079382-01-000	EA SCREW-SOCKET, 8-18 X 1" - BLACK
069640-02-000	FT SEALER-RIBBON, 1/2" X 1/8" - INCREMENTS OF 30'
069640-09-000	FT SEALER-RIBBON, 1/32" X 2 1/2"
069640-01-000	FT SEALER-RIBBON, 1/4" DIAMETER - INCREMENTS OF 20'
069640-03-000	FT SEALER-RIBBON, 3/4" X 1/8" - INCREMENTS OF 60'
069640-06-000	FT SEALER-RIBBON, 5/16" DIAMETER - INCREMENTS OF 25'
091255-03-000	FT SEAL-FOAM, 1 1/4 X 3/16 ROLL
091255-01-000	FT SEAL-FOAM, 3.2MM X 4.8MM
090340-01-000	FT SEAL-FOAM, CLOSED CELL - 1/4" X 1/2" X 50'
053752-01-000	GL SEAM SEALER-5 GAL ALUMINUM
034552-04-000	EA SILICONE-TUBE, 300 ML - BEIGE
034552-02-000	EA SILICONE-TUBE, 300 ML - CLEAR
008401-01-000	EA STRAP-CONDUIT, 3/4" - 1" X 1/2" - GALVANIZED STEEL
100028-01-000	FT TAPE-ADHESIVE, .031" X .75" WIDE
004363-01-000	FT TAPE-ADHESIVE FOAM, 1 SIDE - 3/16" X 1/2" - GRAY
093071-01-000	FT TAPE-BONDING, DOUBLE SIDED - 1/64" X 2"
093071-01-000	FT TAPE-BONDING, DOUBLE SIDED - 1/64" X 2"
076322-03-000	FT TAPE-FOAM, DOUBLE COATED - .045" X .5"
088244-01-000	FT TAPE-FOAM, VINYL COATED - 2" WIDE - INCREMENTS OF 108 FT
009200-01-000	EA TAPE-FURNACE, 1 1/2"
087691-01-000	EA TAPE-MASKING, WEATHER RESISTANT
008343-02-000	EA TIE-WIRE, 14"
008343-01-000	EA TIE-WIRE, 6"
077071-01-000	EA WASHER-FENDER, 3/16" ID X 1" OD
000E13-14-00B	EA WASHER-FL, 1/4" WIDE ZN
000E13-11-00B	EA WASHER-FL, 3/16" WIDE ZN
000E13-17-00B	EA WASHER-FL, 3/8 AR ZN

1990 WINNEBAGO

TABLE OF CONTENTS

INTRODUCTION	A-01 -	A-02
ABBREVIATIONS		A-03
ALPHABETICAL INDEX	A-04 -	A-06
WCN31RQ	A-07 -	F-12
WCN33RQ	F-13 -	K-18

1990 WCN33RQ INDEX

FLOOR PLAN	F-13 -	F-14
ACCESSORIES	F-15 -	G-02
BATH	G-03 -	G-06
BEDROOM	G-07 -	G-10
CHASSIS	G-11 -	G-20
C C & PAD	G-21 -	H-04
DINETTE	H-05 -	H-08
DRIVERS	H-09 -	H-12
ELECTRICAL	H-13 -	H-20
EXTERIOR BODY	H-21 -	I-08
GALLEY	I-09 -	I-14
HEATING & A/C	I-15 -	I-18
INTERIOR FINISH	I-19 -	I-23
LABEL	I-24 -	J-08
LP		J-09
LOUNGE	J-10 -	J-11
SEALANTS & FASTENERS	J-12 -	J-14
WATER & SEWAGE	J-15 -	J-19
WINDOW, VENT AND		
EXTERIOR DOOR	J-20 -	K-18

WATER & SEWAGE GROUP WATER SYSTEM

KEY PART NUMBER	U/M DESCRIPTION
036522-02-000	EA CAP-BRASS, 1/2" FLARE
052959-02-000	EA CONNECTOR, 1/2" F X 1/2" MPT - PLASTIC - GRAY
093193-02-000	EA DRAIN VALVE-IN LINE, HEADER - 1/2" MPT X 1/2" F X 1/2" M
052957-02-000	EA ELBOW-MALE, 1/2" F X 1/2" MPT - PLASTIC - GRAY
065120-01-000	EA ELBOW-SWIVEL, 1/2" FPT X 1/2" FLARE - PLASTIC - GRAY
100106-01-000	EA FAUCET-EXTERNAL WATER 90 DEG
087659-04-000	EA FILL-WATER, CITY - OFF WHITE
071015-08-000	EA GROMMET-1.75"ID, FITS .06" MATERIAL, RUBBER
052952-01-000	EA NUT-PLASTIC, 1/2" F X 1/2" TUBE - PLASTIC - GRAY
052956-01-000	EA TEE-1/2" F X 1/2" MPT X 1/2" F - PLASTIC
039800-01-000	FT TUBING-POLYBUTYL, 1/2" OD - INCREMENTS OF 20' - BLACK
096941-01-000	EA VACUUM BREAKER-3/4 FPT X 3/4 MPT
046128-01-000	EA VALVE-DRAIN, PLASTIC - 1/2" FPT

FRESH WATER TANK - 40 GALLON

KEY PART NUMBER	U/M DESCRIPTION
078252-07-000	EA TANK-WATER, 40 GALLON - W/FITTINGS - 10" X 24" X 46.5"
078252-01-000	EA TANK-WATER, 40 GALLON - W/O FITTINGS - 10" X 24" X 46.5"
052957-04-000	EA ELBOW-5/8" F X 3/4" MPT
052957-02-000	EA ELBOW-MALE, 1/2" F X 1/2" MPT - PLASTIC - GRAY
077954-02-000	EA FILTER-WATER TANK, SCREEN IN TANK
042989-06-000	EA FITTING-SPINWELD, PLASTIC - 3/4 FPT
042989-05-000	EA FITTING-WATER TANK, SPINWELD - 1/2" FPT - PLASTIC - WHITE
049032-01-000	EA PATCH-SPINWELD, 3/8" - PLASTIC
023861-01-000	EA SENDING UNIT W/SCREW, WASHER, WELL NUT AND TERMINAL RING
052955-01-000	EA TEE-WATER, 1/2" F X 1/2" F X 1/2" MPT - PLASTIC - GRAY

WATER SYSTEM

KEY PART NUMBER	U/M DESCRIPTION
045729-01-701	EA BASEPLATE-KIT, SHURFLOW# 94-052
098607-01-705	EA CHECK VALVE-KIT, SHURFLOW# 94-237-00
045729-01-702	EA DIAPHRAGM-KIT, SHURFLOW# 94-213-00
098607-01-702	EA DIAPHRAGM-KIT, SHURFLOW# 94-233-10
098607-01-701	EA DRIVE ASM, SHURFLOW# 94-234-03
075241-05-000	EA FAUCET-SHOWER, BONE
098607-01-704	EA HOUSING-UPPER, SHURFLOW# 94-231-01
045729-01-707	EA LOWER-HOUSING, SHURFLOW# 94-017-01
045729-01-700	EA MOTOR, SHURFLOW# 11-021
098607-01-707	EA MOTOR/BASEPLATE REPLACEMENT, SHURFLOW# 94-234-03
098607-01-700	EA PUMPHEAD-REPLACEMENT, SHURFLOW# 94-236-08
045729-01-706	EA PUMPHEAD-SHURFLOW# 94-058-11
098607-01-000	EA PUMP-WATER, 2.8 GPM - SHUR FLO
098607-02-000	EA PUMP-WATER, 2.8 GPM - W/1/2" MPT FITTINGS - CANADIAN
011048-05-000	EA SHOWER HEAD-W/60" HOSE, W/O VACUUM BREAKER - CANADIAN
098607-01-706	EA SWITCH ASM-COMplete, SHURFLOW# 94-230-00
045729-01-705	EA SWITCH CAP KIT W/SWITCH-SHURFLOW# 94-235-01
045729-01-704	EA UPPER HOUSING-SHURFLOW# 94-025-00
098607-01-703	EA VALVE ASM, SHURFLOW# 94-232-00
045729-01-703	EA VALVE ASM-KIT, SHURFLOW# 94-110

WATER & SEWAGE GROUP (CONTINUED) WATER PURIFICATION OPTION L298

KEY PART NUMBER	U/M DESCRIPTION
079317-01-000	EA ADAPTER-SWIVEL, 1/2" TUBE X 1/2" FPT - PLASTIC - GRAY
067200-02-000	EA CARTRIDGE-WATER FILTER, EVERPURE 9601-11
052953-02-000	EA CONNECTOR, 1/2" F X 1/2" MPT - PLASTIC - GRAY
052957-01-000	EA ELBOW-PLASTIC, 1/2" F X 3/8" MPT
065120-01-000	EA ELBOW-SWIVEL, 1/2" FPT X 1/2" FLARE - PLASTIC - GRAY
087200-01-000	EA FILTER-WATER PURIFICATION, EVERPURE QC2-AC
052952-01-000	EA NUT-PLASTIC, 1/2" F X 1/2" TUBE - PLASTIC - GRAY
039800-01-000	FT TUBING-POLYBUTYL, 1/2" OD - INCREMENTS OF 20' - BLACK
091208-01-000	EA WASHER-RUBBER, .06" X .75" X .5"

WATER HEATER BYPASS VALVE OPTION L53J

KEY PART NUMBER	U/M DESCRIPTION
039800-01-000	FT TUBING-POLYBUTYL, 1/2" OD - INCREMENTS OF 20' - BLACK
052952-01-000	EA NUT-PLASTIC, 1/2" F X 1/2" TUBE - PLASTIC - GRAY
052957-02-000	EA ELBOW-MALE, 1/2" F X 1/2" MPT - PLASTIC - GRAY
052958-01-000	EA TEE, 1/2" F X 1/2" F X 1/2" F - PLASTIC - GRAY
099729-01-000	EA BYPASS KIT-WATER HEATER

WATER HEATER W/MOTOR AID & REAR HEATER OPTION L611

KEY PART NUMBER	U/M DESCRIPTION
051393-01-000	EA WATER HEATER-W/MOTOR AID, PILOTLESS IGNITION ATWOOD GHS-4E OR GH6-6E
051393-01-700	EA TANK-INNER, 3E FRONT MOUNT - ATWOOD# 91023
051393-01-701	EA SWITCH PACKAGE-ATWOOD# 91959
051393-01-702	EA SWITCH-ENERGY CUT-OFF, ATWOOD# 91951
051393-01-703	EA THERMOSTAT-REAR MOUNT, ATWOOD# 91952
051393-01-704	EA CIRCUIT BOARD-W/BLACK BOX, ATWOOD# 91420
051393-01-705	EA ORIFICE HOLDER-ATWOOD# 91925
051393-01-716	EA PROBE & SPARK ASM, ATWOOD# 91606
051391-01-708	EA BURNER-MAIN, 3E ONLY - ATWOOD# 92615
051393-01-718	EA VALVE-DUAL SOLENOID, ATWOOD# 91605
051393-01-713	EA BRACKET-CORNER, PACKAGE OF 4 - ATWOOD# 91838
051393-01-714	EA TANK-INNER (GH6-3E), REAR MOUNT - ATWOOD# 91408
051393-01-716	EA SPARK & PROBE ASM, ATWOOD# 91606
051393-01-718	EA VALVE-DUAL SOLENOID, ATWOOD# 91605
051393-01-704	EA CIRCUIT BOARD
051393-01-720	EA KNOB-TEMPERATURE, ATWOOD# 92310
051393-01-721	EA ECO&THERMOSTAT ASM-FRONT MOUNT, 140 DEGREE - ATWOOD# 91447
051393-01-722	EA GAS IGNITION FIELD TESTER-MODEL 05-080224-001
062401-01-000	EA CLAMP-HOSE, WORMGEAR .25" - 1"
079059-01-000	EA HOSE-90 DEGREE, .61"ID X 4" X 36"
083081-01-000	EA HOSE-FORMED
088753-01-000	FT TUBE-ALUMINIZED STEEL, 5/8" - 18 GAUGE
010227-01-000	EA TEE-PLASTIC, BARB 5/8" OR 3/4" HOSE
062401-01-000	EA CLAMP-HOSE, WORMGEAR .25" - 1"
062401-04-000	EA CLAMP-HOSE, WORMGEAR .69" - 1.25"

1990 WINNEBAGO TABLE OF CONTENTS

INTRODUCTION	A-01 - A-02
ABBREVIATIONS	A-03
ALPHABETICAL INDEX	A-04 - A-06
WCN31RQ	A-07 - F-12
WCN33RQ	F-13 - K-18

1990 WCN33RQ INDEX

FLOOR PLAN	F-13 - F-14
ACCESSORIES	F-15 - G-02
BATH	G-03 - G-08
BEDROOM	G-07 - G-10
CHASSIS	G-11 - G-20
C C & PAD	G-21 - H-04
DINETTE	H-05 - H-08
DRIVERS	H-09 - H-12
ELECTRICAL	H-13 - H-20
EXTERIOR BODY	H-21 - I-08
GALLEY	I-09 - I-14
HEATING & A/C	I-15 - I-18
INTERIOR FINISH	I-19 - I-23
LABEL	I-24 - J-08
LP	J-09
LOUNGE	J-10 - J-11
SEALANTS & FASTENERS	J-12 - J-14
WATER & SEWAGE	J-15 - J-19
WINDOW, VENT AND	
EXTERIOR DOOR	J-20 - K-18

WATER & SEWAGE GROUP (CONTINUED)

WATER PUMPS

KEY PART NUMBER	U/M DESCRIPTION
045729-01-000	EA PUMP-WATER, W/ 5MPT FITTINGS - FLOW 2.8 GPM - SHURFLOW PUMP HAS BEEN REPLACED BY 098607-01-000 FROM: 00-00-00 THRU: 09-17-90
045729-01-700	EA MOTOR, SHURFLO 11-021
045729-01-701	EA BASEPLATE-KIT, SHURFLOW# 94-052
045729-01-702	EA DIAPHRAGM-KIT, SHURFLOW# 94-213-00
045729-01-703	EA VALVE ASM-KIT, SHURFLOW# 94-110
045729-01-704	EA UPPER HOUSING-SHURFLOW# 94-025-00
045729-01-705	EA SWITCH CAP KIT W/SWITCH-SHURFLOW# 94-255-01
045729-01-706	EA PUMPHEAD-SHURFLOW# 94-058-11
045729-01-707	EA LOWER-HOUSING, SHURFLO 94-017-01
098607-01-000	EA PUMP-WATER, W/ 5MPT FITTING - FLOW 2.8 GPM - UL FROM: 09-18-89 THRU: 99-99-99
098607-01-700	EA PUMPHEAD-REPLACEMENT, SHURFLOW# 94-236-08
098607-01-701	EA DRIVE ASM, SHURFLOW# 94-234-03
098607-01-702	EA DIAPHRAGM-KIT, SHURFLOW# 94-233-10
098607-01-703	EA VALVE ASM, SHURFLOW# 94-232-00
098607-01-704	EA HOUSING-UPPER, SHURFLOW# 94-231-01
098607-01-705	EA CHECK VALVE-KIT, SHURFLOW# 94-237-00
098607-01-707	EA MOTOR/BASEPLATE REPLACEMENT, SHURFLOW# 94-234-03

WATER HEATER

KEY PART NUMBER	U/M DESCRIPTION
051391-03-000	EA HEATER-WATER, W/ELECTRIC IGNITION - ATWOOD G6A-3E
051391-01-700	EA HINGE KIT-W/CLIP, ATWOOD # 92568 & 92559
051393-03-700	EA TANK-INNER (G6A-3E), REAR MT - ATWOOD# 91409
051391-01-704	EA VALVE-RELIEF, 1/2" FITTING - ATWOOD# 91604
051391-01-705	EA FASTENER-CAMLOC, ATWOOD# 92609
051391-01-706	EA GRILLE-EXHAUST, ATWOOD# 92787 - 3E ONLY
051391-01-708	EA BURNER-MAIN, 3E ONLY - ATWOOD# 92615
051391-01-710	EA ORIFICE-MAIN BURNER, ATWOOD# 92742
051391-04-701	EA THERMOSTAT 12 VDC-120 PRESET, ATWOOD# 91470 - FRONT MOUNT ONLY
051391-01-715	EA DRAIN PLUG, ATWOOD# 91561
052009-02-000	EA DOOR-WATER HEATER, ATWOOD 5573-27 - BEIGE

WATER SYSTEM COMPONENTS CONTINUED TO FAUCETS

KEY PART NUMBER	U/M DESCRIPTION
079317-01-000	EA ADAPTER-SWIVEL, 1/2" TUBE X 1/2" FPT - PLASTIC - GRAY
062401-03-000	EA CLAMP-HOSE WORMGEAR, .22" - 1"
052959-03-000	EA CONNECTOR, 1/2" F X 3/8" MPT - PLASTIC - GRAY
052959-03-000	EA CONNECTOR, 1/2" F X 3/8" MPT - PLASTIC - GRAY
052960-01-000	EA DRAIN VALVE-IN LINE, HEADER - 1/2" F X 1/2" F - GRAY PLASTIC
052957-02-000	EA ELBOW-MALE, 1/2" F X 1/2" MPT - PLASTIC - GRAY
052957-01-000	EA ELBOW-PLASTIC, 1/2" F X 3/8" MPT
065120-01-000	EA ELBOW-SWIVEL, 1/2" FPT X 1/2" FLARE - PLASTIC - GRAY
057457-01-000	EA ELBOW-UNION, 1/2" X 1/2" FLARE
064952-01-000	EA FAUCET-GALLEY
075240-05-000	EA FAUCET-LAVATORY, BRASS
075241-04-000	EA FAUCET-SHOWER, BRASS
091253-01-000	EA GASKET-FAUCET, LAVATORY/GALLEY
011048-02-000	EA HEAD-SHOOWER, W/60" HOSE
052953-01-000	EA NUT-FAUCET, 1/2" TUBE X 1/2" FPT - PLASTIC - GRAY
052952-01-000	EA NUT-PLASTIC, 1/2" F X 1/2" TUBE - PLASTIC - GRAY
052952-02-000	EA NUT-PLASTIC, 5/8" FLARE
052958-01-000	EA TEE, 1/2" F X 1/2" F X 1/2" F - PLASTIC - GRAY
093217-01-000	EA TEE-SWIVEL, 1/2" - PLASTIC
052955-01-000	EA TEE-WATER, 1/2" F X 1/2" F X 1/2" MPT - PLASTIC - GRAY
039800-02-000	FT TUBING-POLYBUTY, 5/8" OD - INCREMENTS OF 20" - BLACK
039600-01-000	FT TUBING-POLYBUTYL, 1/2" OD - INCREMENTS OF 20" - BLACK
091208-01-000	EA WASHER-RUBBER, .06" X .75" X .5"

WATER & SEWAGE GROUP (CONTINUED)

DRAINAGE SYSTEM
WASTE WATER HOLDING TANK

KEY PART NUMBER	U/M DESCRIPTION
092271-01-000	EA TANK-HOLDING, W/O GROMMETS - 30 GL - 16.6" X 59.9" X 9.7" FROM: 00-00-00 THRU: 09-30-90
101787-01-000	EA TANK-HOLDING, W/O GROMMETS - 42 GL - 24.6" X 59.9" X 8.8" FROM: 10-01-90 THRU: 99-99-99
061607-01-000	EA GROMMET-HOLDING TANK, 1 1/2" NPS
039861-01-000	EA SENDING UNIT W/SCREW, WASHER, WELL NUT AND TERMINAL RING

SEWAGE HOLDING TANK

KEY PART NUMBER	U/M DESCRIPTION
092272-01-000	EA TANK-HOLDING, W/O GROMMETS - 50 GL - 25.8" X 59.9" X 18.1" FROM: 00-00-00 THRU: 09-30-90
101786-01-000	EA TANK-HOLDING, W/O GROMMETS - 38 GL - 21.6" X 59.9" X 8.7" FROM: 10-01-90 THRU: 99-99-99
061607-01-000	EA GROMMET-HOLDING TANK, 1 1/2" NPS
061607-02-000	EA GROMMET-HOLDING TANK, 3" NPS
039861-01-000	EA SENDING UNIT W/SCREW, WASHER, WELL NUT AND TERMINAL RING

DRAINAGE VALVES & HOSE

KEY PART NUMBER	U/M DESCRIPTION
032422-01-000	EA ADAPTER-OFFSET REDUCER, 3" X 1 1/2" - PLASTIC - BLACK
093592-01-000	EA ADAPTER-PLASTIC, SEWER HOSE - 45 DEGREE
069330-01-000	EA ADAPTER-SEWER HOSE END
062415-01-000	EA CAP-SFWER, 3" DIAMETER
078406-01-000	EA COUPLER-RUBBER, W/CLAMPS - 3" X 3"
062419-02-700	EA HANDLE ONLY - FOR EXTENSION ROD
010201-02-000	EA HOSE-SEWER, 3 ID X 20 FEET
070916-01-701	EA VALVE ONLY, 1 1/2"
070916-01-700	EA VALVE ONLY, 3"
070916-01-000	EA VALVE-DUAL DUMP, W/CAP - 3" X 1 1/2" - PLASTIC - BLACK
083558-01-000	EA VENT-PLUMBING PIPE ROOF, W/COVER - BEIGE

SINK

KEY PART NUMBER	U/M DESCRIPTION
057671-01-000	EA COVER-SCREW, #8 - PLASTIC - OFF WHITE
093526-01-000	EA SINK-DOUBLE, STAINLESS STEEL - 19" X 25"
096927-01-01A	EA SINK-LAVATORY, RECTANGULAR - PLASTIC - BONE
096927-01-700	EA SINK-STOPPER
092303-01-000	EA STRAINER-SINK
096927-01-701	EA TAILPIECE-SINK

1990 WINNEBAGO
TABLE OF CONTENTS

INTRODUCTION	A-01 - A-02
ABBREVIATIONS	A-03
ALPHABETICAL INDEX	A-04 - A-06
WCN31RQ	A-07 - F-12
WCN33RQ	F-13 - K-18

1990 WCN33RQ INDEX

FLOOR PLAN	F-13 - F-14
ACCESSORIES	F-15 - G-02
BATH	G-03 - G-06
BEDROOM	G-07 - G-10
CHASSIS	G-11 - G-20
C C & PAD	G-21 - H-04
DINETTE	H-05 - H-08
DRIVERS	H-09 - H-12
ELECTRICAL	H-13 - H-20
EXTERIOR BODY	H-21 - I-08
GALLEY	I-09 - I-14
HEATING & A/C	I-15 - I-18
INTERIOR FINISH	I-19 - I-23
LABEL	I-24 - J-08
LP	J-09
LOUNGE	J-10 - J-11
SEALANTS & FASTENERS	J-12 - J-14
WATER & SEWAGE	J-15 - J-19
WINDOW, VENT AND EXTERIOR DOOR	J-20 - K-18

WATER & SEWAGE GROUP (CONTINUED)
SHOWER PAN

KEY PART NUMBER	U/M DESCRIPTION
M02630-10-Y12	EA PAN-SHOWER, W/S TRAINER
066729-01-000	EA STRAINER-TUB SHOWER DRAIN
069640-01-000	FT SEALER-RIBBON, 1/4" DIAMETER - INCREMENTS OF 20"
069735-01-000	EA WASHER-STRAINER TO TAILPIECE PLASTIC, 1.5"
011069-04-000	EA TAILPIECE, 1 1/2 X 1 1/4 X 8 - BRASS
066436-01-000	EA NUT-SLIP, TAILPIECE - 1.5"
011091-02-000	EA PIPE DRAIN, DOUBLE SINK - BAFFLE TEE - 1 1/2" ONE PIPE W/TEE TO DRAIN BOTH SIDES OF SINK
011066-03-000	EA P-TRAP, 1 1/2" TRAP X 1 1/4" SOCKET - PLASTIC
079968-01-000	EA VENT-MECH. TRAP ARM, ANTI-SIPHON - 2" DIA. X 7.3" - PLASTIC
010166-01-000	EA PLUG-THREADED, 1 1/4" DIAMETER - PLASTIC - BLACK
031111-01-000	EA ELBOW-90 DEGREE, 1/4" BEND - 1 1/4" - PLASTIC
010122-01-000	EA BUSHING-REDUCER, 1 1/2" SMOOTH X 1 1/4" THREAD - BLACK PLASTIC
010121-01-000	EA BUSHING-REDUCER, 1 1/2" SMOOTH X 1 1/4" HUB - PLASTIC - BLACK
010115-01-000	EA COUPLING-1 1/2" HUB X HUB, PLASTIC
010079-01-000	EA TEE-SANITARY, 1 1/2" H X 1 1/2" H X 1 1/4" H - PLASTIC - BLACK
010073-01-000	EA WYE-45 DEGREE, 1 1/2" HUB X HUB X HUB - PLASTIC - BLACK
033761-01-000	EA ELBOW-TURN, .25" BEND X 1.5" HUB X 1.5" SPIGOT - BLACK PLASTIC
034250-01-000	EA ELBOW-90 DEGREE, LONG TURN - 1 1/2" HUB X HUB - ABS
010072-01-000	EA TEE-SANITARY, 1 1/2" H X 1 1/4" H X 1 1/2" H - PLASTIC
010071-01-000	EA TEE-SANITARY, 1 1/2" HUB X HUB X HUB - PLASTIC - BLACK
004020-01-000	QT ADHESIVE-ABS CEMENT
010006-01-000	EA ELBOW-45 DEG. 1/8" BEND - 1 1/2" HUB X HUB - BLACK PLASTIC
010008-01-000	EA ELBOW-90 DEG. 1/4" BEND - 1 1/2" HUB X HUB - BLACK PLASTIC
010051-01-000	EA ELBOW-45 DEG BEND, 1 1/2" SPIGOT AND HUB - PLASTIC - BLACK
010061-01-000	EA ELBOW-45 DEGREE, STREET - 1/8" BEND - 3" S X H - PLASTIC

TOILET

KEY PART NUMBER	U/M DESCRIPTION
700011-14-003	EA BREAKER VACUUM WHT, THETFORD 8200
067487-01-702	EA CLAMP, THETFORD 03752
063641-01-000	EA FLANGE-CLOSET, 4" X 3"
064076-01-701	EA MECHANISM STARLIGHT IVORY, THETFORD 14622 AFT 3/85
039341-01-700	EA MECH-ASM-SH SL & SH GL & GH, THETFORD 15283
039341-02-705	EA MOUNTING PKG A.M., 08975
039341-02-703	EA PLUG-HOLE IVORY, THETFORD 03895-10
039341-02-704	EA SEAT & CVR SET SL & SH NEWSTYLE, THETFORD 08855
064076-01-000	EA TOILET-THETFORD, MODEL 50 - 15.6" X 18.9" X 11.1" - IVORY
067487-01-701	EA WATER SAVER PKG., THETFORD 08993

WINDOW, VENT & EXTERIOR DOOR GROUP
VENTILATOR FAN OPTION L41M

KEY PART NUMBER	U/M DESCRIPTION
084079-06-000	EA VENT-EXHAUST, POWERED - OFF WHITE - FANTASTIC VENT
084079-01-700	EA VENT COVER - FANTASTIC 1020-19
084079-01-701	EA SCREEN ASM WHITE - FANTASTIC 1030-80
084079-01-702	EA ARM LIFT ASM
084079-01-703	EA CRANK EXTERIOR
084079-01-704	EA FAN BLADE
084079-01-705	EA MOTOR
084079-01-706	EA 12 VOLT PLUG
084079-01-707	EA SAFETY SWITCH - FANTASTIC 1120-00
084079-01-708	EA REVERSE SWITCH - FANTASTIC 1130-09
084079-01-709	EA SWITCH ON & OFF (MAIN POWER) - FANTASTIC - 1100-00
084079-01-710	EA THERMOSTAT - FANTASTIC 1140-00
084079-01-711	EA H-MOLDING (MOTOR MOUNT)

CANADIAN OPTION L265

KEY PART NUMBER	U/M DESCRIPTION
064469-08-000	EA VENT-ROOF, POWERED - 14" X 14" - 12V - CANADIAN
064469-03-702	EA LID-VENT WHITE
064469-03-706	EA LIFT MECHANISM
040648-01-000	EA MOTOR-ROOF VENT, 1/8 SHAFT - 12V
048649-01-000	EA FAN-ROOF VENT, 6 BLADES - 6"
064469-07-700	EA GARNISH-VENT TRIM
009439-01-000	EA CRANK HANDLE-ROOF VENT

ENGINE COMPARTMENT

KEY PART NUMBER	U/M DESCRIPTION
092522-01-000	EA DOOR-ELECTRICAL BOX
098527-01-000	EA DOOR-CIRCUIT BREAKERS, UNDER HOOD - METAL - BLACK
093633-01-000	EA LATCH-1/4 TURN, HANDLE
086755-02-000	EA LATCH-1/4 TURN, ROTARY, PLAS
092196-01-000	EA LATCH-1/4 TURN, T-BAR
098527-02-000	EA DOOR-FUSES, UNDER HOOD - METAL - BLACK
093674-01-000	EA PLATE-CIRCUIT BREAKER, HOUSE

SKYLIGHT

KEY PART NUMBER	U/M DESCRIPTION
077902-01-000	EA COLLAR-SKYLITE
080910-01-000	EA COVER-SKYLITE, OUTER - 15.25" X 22.25" - PLASTIC
081171-01-000	EA TRIM-SKYLITE, OUTER - MILL FINISHED

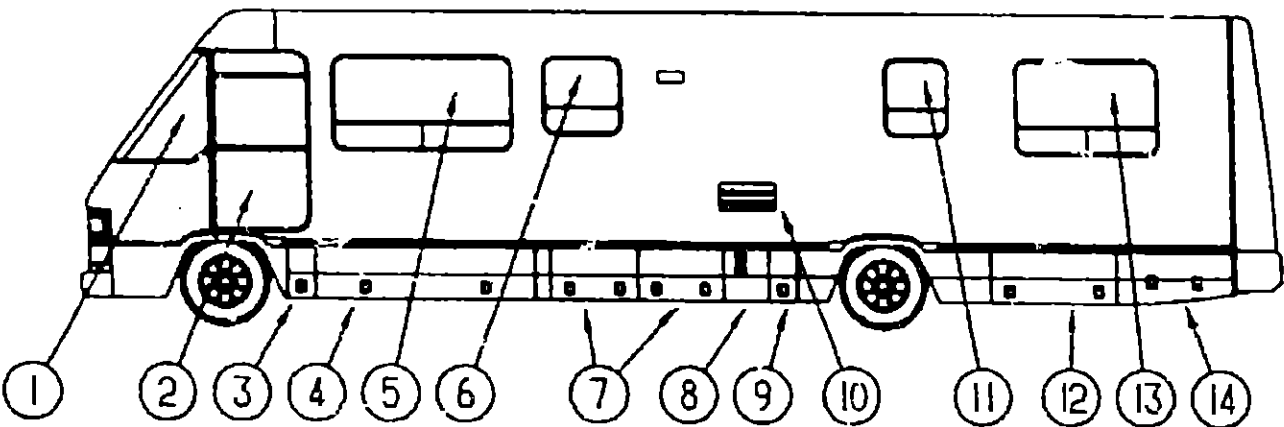
1990 WINNEBAGO
TABLE OF CONTENTS

INTRODUCTION	A-01 -	A-02
ABBREVIATIONS		A-03
ALPHABETICAL INDEX	A-04 -	A-06
WCN31RQ	A-07 -	F-12
WCN33RQ	F-13 -	K-18

1990 WCN33RQ INDEX


FLOOR PLAN	F-13 -	F-14
ACCESSORIES	F-15 -	G-02
BATH	G-03 -	G-06
BEDROOM	G-07 -	G-10
CHASSIS	C-11 -	G-20
C C & PAD	G-21 -	H-04
DINETTE	H-05 -	H-08
DRIVERS	H-09 -	H-12
ELECTRICAL	H-13 -	H-20
EXTERIOR BODY	H-21 -	I-08
GALLEY	I-09 -	I-14
HEATING & A/C	I-15 -	I-18
INTERIOR FINISH	I-19 -	I-23
LABEL	I-24 -	J-08
LP		J-09
LOUNGE	J-10 -	J-11
SEALANTS & FASTENERS	J-12 -	J-14
WATER & SEWAGE	J-15 -	J-19
WINDOW, VENT AND EXTERIOR DOOR	J-20 -	K-18

WINDOW, VENT & EXTERIOR DOOR GROUP (CONTINUED)



DRIVER SIDE WINDOWS & DOORS

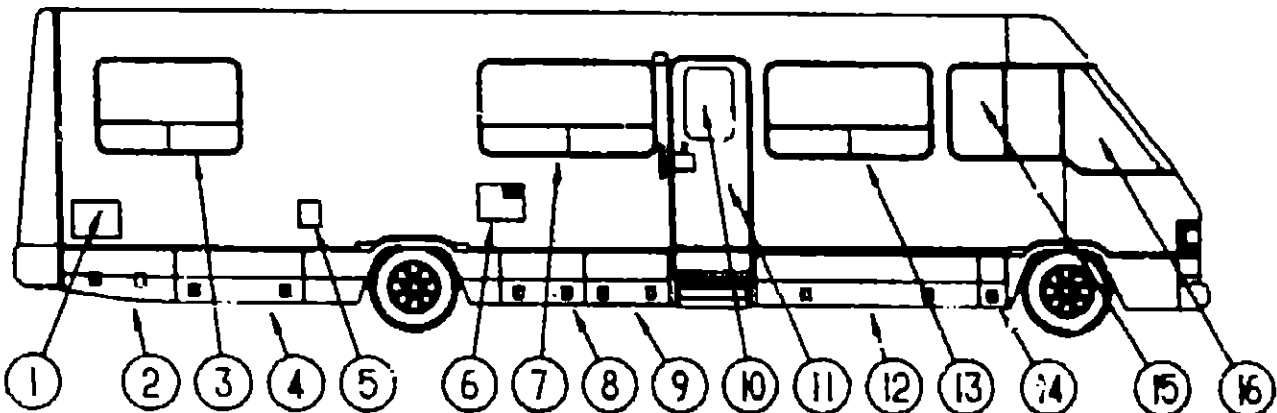
KEY PART NUMBER	U/M DESCRIPTION
1 091953-04-000	EA GLASS-CORNER VENT, DRIVER
2 M97816-02-AB6	EA DOOR-DRIVER
3 092481-03-Y10	EA DOOR-STORAGE/BATTERY, W/LATCHES - 19.4" X 9.5
4 092481-01-Y10	EA DOOR-STORAGE, W/LATCHES - 19.4" X 76.3" - BEIGE
5 092234-03-Y12	EA WINDOW-TIPOUT, DOUBLE - W/O INSIDE FRAME - 31.5" X 60.9"
6 092235-09-Y12	EA WINDOW-TIPOUT, W/O INSIDE FRAME - 25.5" X 25.4"
7 092481-04-Y10	EA DOOR-STORAGE, W/LATCHES - 19.4" X 29.5"
8 093028-05-AB6	EA DOOR-FURNACE VENT, 19.4" X 15.8"
9 092481-03-Y10	EA DOOR-STORAGE/WATER CENTER, W/LATCHES - 19.4" X 9.5
10 064103-01-000	EA DOOR-REFRIGERATOR, VENTED W/O JAMB - BEIGE
064104-01-700	EA LOCK-MALE, FASTENER - REFRIGERATOR DOOR
064104-01-701	EA LOCK-FEMALE, FASTENER - REFRIGERATOR DOOR
064104-01-000	EA JAMB-DOOR, VENTED REFRIGERATOR - BEIGE
11 092235-10-Y12	EA WINDOW-TIPOUT, W/O INSIDE FRAME - 15.8" X 25.5"
12 092481-08-AB6	EA DOOR-STORAGE/SEWAGE TANK, W/LATCHES - 19.4" X 43.7" - BEIGE
13 092234-01-Y12	EA WINDOW-TIPOUT, DOUBLE - W/O INSIDE FR/ME - 31.5" X 60.9"
14 092630-02-Y12	EA DOOR-STORAGE/GENERATOR, W/LATCHES - 40" TAPERED - BEIGE



BACKWALL ESCAPE WINDOW AND DOORS

KEY PART NUMBER	U/M DESCRIPTION
1 092981-01-Y10	EA DOOR-COMPARTMENT, W/LOCK & KEY - 15.3" X 25.6" - BEIGE
2 087985-04-Y12	EA WINDOW-ESCAPE, W/O INSIDE FRAME - 30.2" X 46.8"
3 092982-01-Y10	EA DOOR-SPARE TIRE, W/LOCKS - 26.8" X 41.3" - BEIGE

WINDOW, VENT & EXTERIOR DOOR GROUP (CONTINUED)



PASSENGER SIDE WINDOWS & DOORS

KEY PART NUMBER	U/M DESCRIPTION
1 103173-02-01A	EA DOOR / JAMB - EXTERIOR SHOWER - WASHDOWN
2 092630-01-Y10	EA DOOR-STORAGE, W/LATCHES - 40" TAPERED - BEIGE
3 092234-01-Y12	EA WINDOW-TIPOUT, DOUBLE - W/O INSIDE FRAME - 31.5" X 60.9"
4 092481-02-Y10	EA DOOR-STORAGE/SEWAGE TANK, W/LATCHES - 19.4" X 43.7" - BEIGE
5 078010-04-000	EA DOOR-FUEL FILL W/JAMB - BEIGE
6 052009-02-000	EA DOOR-WATER HEATER, ATWOOD 5576-27 - BEIGE
7 092234-01-Y12	EA WINDOW-TIPOUT, DOUBLE - W/O INSIDE FRAME - 31.5" X 60.9"
8 092481-02-Y10	EA DOOR-STORAGE/SEWAGE, W/LATCHES - 19.4" X 43.7" - BEIGE
9 092481-05-Y12	EA DOOR-LP, W/LATCHES - 19.4" X 29.5" - BEIGE
10 079733-04-T03	EA WINDOW-PICTURE, W/O INSIDE FRAME - 17" X 25"
11 M01870-31-AB6	EA DOOR-ENTRY, W/JAMB AND SCREEN DOOR
12 092481-04-Y10	EA DOOR-STORAGE, W/LATCHES - 19.4" X 29.5" - BEIGE
13 092234-03-Y12	EA WINDOW-TIPOUT, DOUBLE - W/O INSIDE FRAME
14 092481-03-Y10	EA DOOR-STORAGE/BATTERY, W/LATCHES - 19.4" X 9.5
15 093703-01-Y10	EA WINDOW-SLIDING, W/O INSIDE FRAME
16 091953-03-000	EA GLASS-CORNER VENT, PASSENGER

1990 WINNEBAGO
TABLE OF CONTENTS

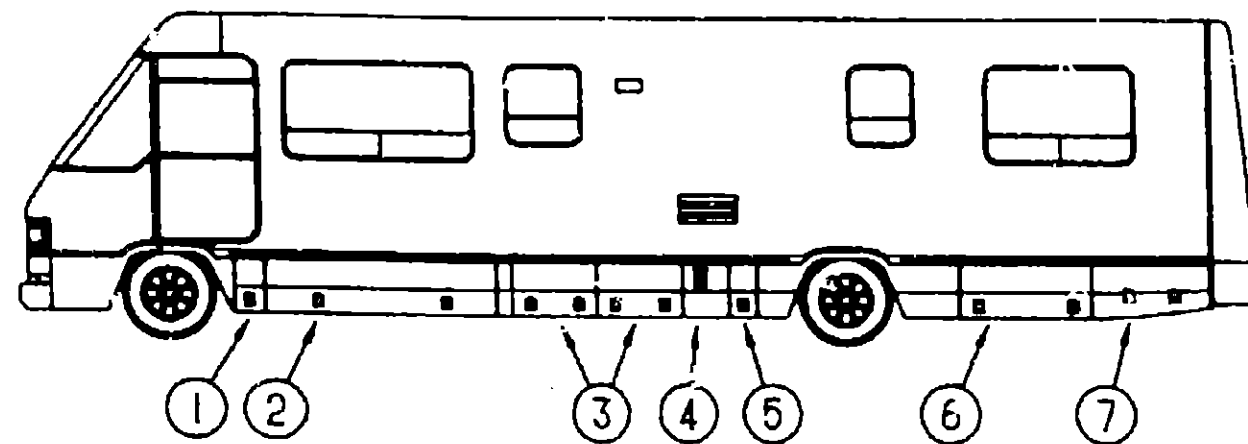
INTRODUCTION	A-01 -	A-02
ABBREVIATIONS		A-03
ALPHABETICAL INDEX	A-04 -	A-06
WCN31RQ	A-07 -	F-12
WCN33RQ	F-13 -	K-18

1990 WCN33RQ INDEX

FLOOR PLAN	F-13 -	F-14
ACCESSORIES	F-15 -	G-02
BATH	G-03 -	G-06
BEDROOM	G-07 -	G-10
CHASSIS	G-11 -	G-20
C C & PAD	G-21 -	H-04
DINETTE	H-05 -	H-08
DRIVERS	H-09 -	H-12
ELECTRICAL	H-13 -	H-20
EXTERIOR BODY	H-21 -	I-08
GALLEY	I-09 -	I-14
HEATING & A/C	I-15 -	I-18
INTERIOR FINISH	I-19 -	I-23
LABEL	I-24 -	J-08
LP		J-09
LOUNGE	J-10 -	J-11
SEALANTS & FASTENERS	J-12 -	J-14
WATER & SEWAGE	J-15 -	J-19
WINDOW, VENT AND EXTERIOR DOOR	J-20 -	K-18

WINDOW, VENT & EXTERIOR DOOR GROUP (CONTINUED)

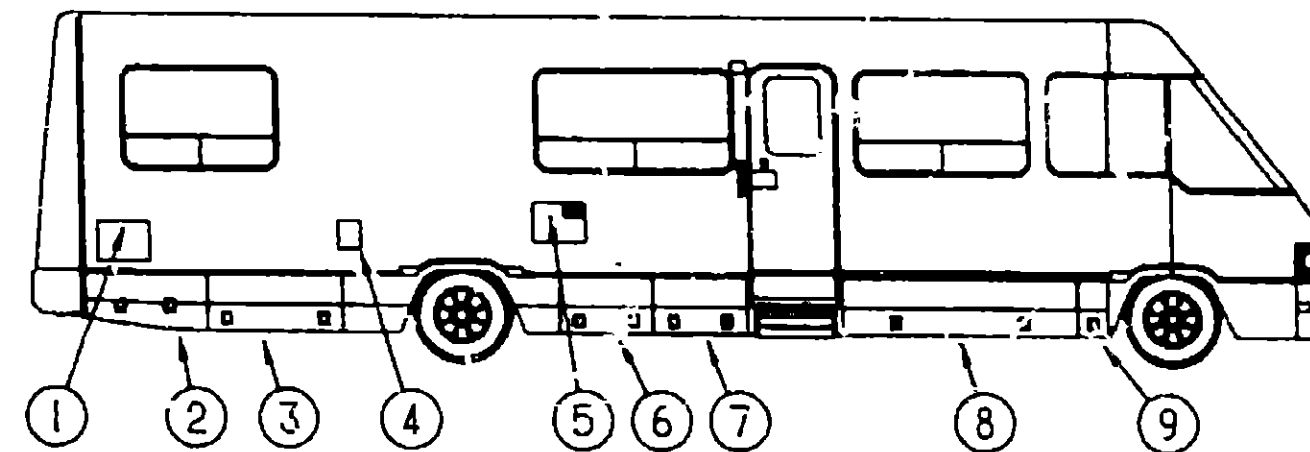
DRIVERS SIDE



KEY PART NUMBER	U/M DESCRIPTION
1 092481-03-Y10	EA DOOR-STORAGE/BATTERY/WATER CENTER, W/LATCHES - 19.4" X 9.5
093668-01-02A	EA POCKET-LATCH
092357-01-01A	EA HINGE-COMPARTMENT DOOR, 76" - BEIGE
085730-01-000	EA LATCH-PADDLE, W/KEY LOCK - PLASTIC - BEIGE
082684-01-700	EA KEY-COMPARTMENT DOOR LOCK, BH024
2 092481-01-Y10	EA DOOR-STORAGE, W/LATCHES - 19.4" X 76.3"
092357-01-01A	EA HINGE-COMPARTMENT DOOR, 76" - BEIGE
093668-01-02A	EA POCKET-LATCH
085730-01-000	EA LATCH-PADDLE, W/KEY LOCK - PLASTIC - BEIGE
082684-01-700	EA KEY-COMPARTMENT DOOR LOCK, BH024
3 092481-04-Y10	EA DOOR-STORAGE, W/LATCHES - 19.4" X 29.5"
092357-01-01A	EA HINGE-COMPARTMENT DOOR, 76" - BEIGE
093668-01-02A	EA POCKET-LATCH
085730-01-000	EA LATCH-PADDLE, W/KEY LOCK - PLASTIC - BEIGE
082684-01-700	EA KEY-COMPARTMENT DOOR LOCK, BH024
4 093028-05-AB6	EA DOOR-FURNACE VENT, 19.4" X 15.8" - BEIGE
092263-01-000	EA PANEL-EXHAUST, FURNACE - 14" X 14.6" - GALVANIZED
092357-01-01A	EA HINGE-COMPARTMENT DOOR, 76" - BEIGE
5 092481-03-Y10	EA DOOR-STORAGE/WATER CENTER, W/LATCHES - 19.4" X 9.5
092357-01-01A	EA HINGE-COMPARTMENT DOOR, 76" - BEIGE
093668-01-02A	EA POCKET-LATCH
085730-01-000	EA LATCH-PADDLE, W/KEY LOCK - PLASTIC - BEIGE
082684-01-700	EA KEY-COMPARTMENT DOOR LOCK, BH024
6 092481-08-AB6	EA DOOR-STORAGE/SEWAGE TANK, W/LATCHES - 19.4" X 43.7" - BEIGE
093668-01-02A	EA POCKET-LATCH
085730-04-000	EA LATCH-PADDLE, W/O KEY LOCK - PLASTIC - BEIGE
092357-01-01A	EA HINGE-COMPARTMENT DOOR, 76" - BEIGE
7 092630-02-Y12	EA DOOR-STORAGE/GENERATOR, W/LATCHES - 40" TAPERED
092610-01-02A	EA POCKET-LATCH
085730-04-000	EA LATCH-PADDLE, W/O KEY LOCK - PLASTIC - BEIGE
092357-05-01A	EA HINGE-VALANCE DOOR, 1011 BEIGE
092252-01-000	EA COMPARTMENT-SPARE TIRE
077384-01-000	EA PLATE-FIN, LADDER - 1.6" X 1.6" - 4 SM HOLES-1 LRG HOLE
077385-01-000	EA PIN-PIVOT - FOR 077384-01-000
077399-01-000	EA RETAINER-SPARE TIRE, 2" X 7.9" - HOLE IN MIDDLE
064081-01-000	EA NUT-WING, 3/8" X 16 THREAD
092982-01-Y10	EA DOOR-SPARE TIRE, W/LOCKS - 26.8" X 41.3"
077408-02-000	EA LOCK-KEY TYPE
082684-01-700	EA KEY-COMPARTMENT DOOR LOCK, BH024
090340-01-000	FT SEAL-FOAM, CLOSED CELL - 1/4" X 1/2" X 50'
100128-01-000	FT SEAL-PILE, ADHESIVE BACK - GRAY
092981-01-Y10	EA DOOR-BACKWALL COMPARTMENT, W/LOCK & KEY - 15.3" X 25.6" - BEIGE
077408-02-000	EA LOCK-KEY TYPE
082684-01-700	EA KEY-COMPARTMENT DOOR LOCK, BH024
009066-01-000	EA HINGE-ALUMINUM, NO HOLES - 11/16" X 72" - UNPAINTED
084103-01-000	EA DOOR-REFRIGERATOR, VENTED W/O JAMB - BEIGE
084104-01-700	EA LOCK-MALE, FASTENER - REFRIGERATOR DOOR
084104-01-701	EA LOCK-FEMALE, FASTENER - REFRIGERATOR DOOR
084104-01-000	EA JAMB-DOOR, VENTED REFRIGERATOR - BEIGE

WINDOW, VENT & EXTERIOR DOOR GROUP (CONTINUED)

PASSENGERS SIDE



KEY PART NUMBER	U/M DESCRIPTION
1 103173-02-01A	EA DOOR / JAMB - EXTERIOR SHOWER - WASHDOWN
2 092630-01-Y10	EA DOOR-STORAGE, W/LATCHES - 40" TAPERED
092610-01-02A	EA POCKET-LATCH
092357-01-01A	EA HINGE-COMPARTMENT DOOR, 76" - BEIGE
085730-01-000	EA PADDLE LATCH-COMPARTMENT DOOR, W/KEY LOCK - PLASTIC - BEIGE
082684-01-700	EA KEY-COMPARTMENT DOOR LOCK, BH024
3 092481-02-Y10	EA DOOR-STORAGE/SEWAGE, W/LATCHES - 19.4" X 43.7"
092357-02-02A	EA HINGE-COMPARTMENT DOOR, 43.5"
093668-01-02A	EA POCKET-LATCH
085730-09-000	EA LATCH-PADDLE, W/KEY LOCK - PLASTIC - BEIGE
082684-01-700	EA KEY-COMPARTMENT DOOR LOCK, BH024
4 078010-04-000	EA DOOR-FUEL FILL W/JAMB - BEIGE
078200-01-000	EA GASKET-DOOR, FUEL FILL - 3.5" OD X 2" ID
072417-04-000	EA SHROUD-FUEL FILL
083578-01-000	EA BOOT-FUEL FILL
084235-01-000	EA SUPPORT-FLANGE, FUEL FILL BOOT
5 052009-02-000	EA DOOR-WATER HEATER, ATWOOD 5576-27 - BEIGE
6 092481-02-Y10	EA DOOR-STORAGE/SEWAGE TANK, W/LATCHES - 19.4" X 43.7"
093668-01-02A	EA POCKET-LATCH
092357-01-01A	EA HINGE-COMPARTMENT DOOR, 76" - BEIGE
085730-01-000	EA PADDLE LATCH-COMPARTMENT DOOR, W/KEY LOCK - PLASTIC - BEIGE
032684-01-700	EA KEY-COMPARTMENT DOOR LOCK, BH024
7 092481-05-Y12	EA DOOR-LF, W/LATCHES - 19.4" X 29.5"
093668-01-02A	EA POCKET-LATCH
085730-04-000	EA LATCH-PADDLE, W/O KEY LOCK - PLASTIC - BEIGE
092357-01-01A	EA HINGE-COMPARTMENT DOOR, 76" - BEIGE
M01870-50-B07	EA DOOR-ENTRY, W/JAMB AND SCREEN DOOR
8 092481-04-Y10	EA DOOR-STORAGE, W/LATCHES - 19.4" X 29.5"
092357-01-01A	EA HINGE-COMPARTMENT DOOR, 76" - BEIGE
093668-01-02A	EA POCKET-LATCH
085730-09-000	EA LATCH-PADDLE, W/KEY LOCK - PLASTIC - BEIGE
082684-01-700	EA KEY-COMPARTMENT DOOR LOCK, BH024
9 092481-03-Y10	EA DOOR-STORAGE/BATTERY, W/LATCHES - 19.4" X 9.5
092357-01-01A	EA HINGE-COMPARTMENT DOOR, 76" - BEIGE
093668-01-02A	EA POCKET-LATCH
085730-09-000	EA LATCH-PADDLE, W/KEY LOCK - PLASTIC - BEIGE
082684-01-700	EA KEY-COMPARTMENT DOOR LOCK, BH024

1990 WINNEBAGO TABLE OF CONTENTS

INTRODUCTION	A-01 - A-02
ABBREVIATIONS	A-03
ALPHABETICAL INDEX	A-04 - A-06
WCN31RQ	A-07 - F-12
WCN33RQ	F-13 - K-18

1990 WCN33RQ INDEX

FLOOR PLAN	F-10 - F-14
ACCESSORIES	F-15 - G-02
BATH	G-03 - G-06
BEDROOM	G-07 - G-10
CHASSIS	G-11 - G-20
C C & PAD	G-21 - H-04
DINETTE	H-05 - H-08
DRIVERS	H-09 - H-12
ELECTRICAL	H-13 - H-20
EXTERIOR BODY	H-21 - I-08
GALLEY	I-09 - I-14
HEATING & A/C	I-15 - I-18
INTERIOR FINISH	I-19 - I-23
LABEL	I-24 - J-08
LP	J-09
LOUNGE	J-10 - J-11
SEALANTS & FASTENERS	J-12 - J-14
WATER & SEWAGE	J-15 - J-19
WINDOW, VENT AND EXTERIOR DOOR	J-20 - K-18

WINDOW, VENT & EXTERIOR DOOR GROUP (CONTINUED)
DRIVER SIDE AND PASS SIDE BEDROOM WINDOWS

KEY PART NUMBER	U/M DESCRIPTION
090393-07-01A	EA FRAME-WINDOW, INSIDE - 31.4" X 60.9" - BLACK
092234-01-Y12	EA WINDOW-TIPOUT, DOUBLE - W/O INSIDE FRAME - 31.5" X 60.9" STATIONARY GLASS IS NOT AVAILABLE - ORDER ENTIRE ASSEMBLY
000G39-06-16T	EA SCREW-SF/DR, 8-20 X 1 PPH - BLACK
000G39-06-12T	EA SCREW-SF/DR, 8-18 X 3/4 PPH - BLACK
035302-01-000	EA OPERATOR-TORQUE, TIPOUT WINDOW - RIGHT
035302-02-000	EA OPERATOR-TORQUE, TIPOUT WINDOW - LEFT
038886-01-000	EA TAPE-BUTYL, 31" X .31" X 148" LONG
068927-03-000	EA SEAL-WINDOW, RUBBER - ROUND - .80" DIA - BLACK
076322-02-000	FT TAPE-FOAM, DOUBLE COATED - .045" X 1" - INC. OF 108 FT
080218-03-000	SF SCREEN-FIBERGLASS, 12" WIDE
080914-01-000	EA KEY-CORNER, TIPOUT WINDOW
081377-01-700	EA ADHESIVE-CYANOACRYLATE, 10 GRAM TUBE
081649-01-000	EA RING-SNAP, 7/32 SHAFT DIAMETER
083227-06-000	EA TUBE-TORQUE, WINDOW - RIGHT
080910-01-000	EA SPRING-TORQUE TUBE, LEFT
080918-03-000	EA SPRING-TORQUE TUBE, RIGHT
083228-06-000	EA TUBE-TORQUE, WINDOW - LEFT
084067-01-000	FT SEAL-E SHAPED, SPONGE - TIPOUT WINDOW - .4" X .4" - BLACK
084068-20-000	EA GLASS-TIPOUT, 9.2" X 20.4"
084453-02-000	EA WASHER-.060 X .50 X .135 - PLASTIC
084453-02-000	EA WASHER-.060 X .50 X .250 - PLASTIC
084473-01-000	EA SEAL-RUBBER, TIPOUT WINDOW
085315-01-000	EA RIVET-SHOULDER, TIPOUT WINDOW
086762-01-000	EA T NUT 10-32
086763-01-000	EA SCREW-MACH, 10 - 32 X 1/4 PTH
087561-01-000	FT SPLINE-GLASS, EXTERIOR - VINYL - BLACK
089913-01-000	EA HINGE-TIPOUT WINDOW, BLACK
097578-01-000	EA LINKAGE-TIPOUT WINDOW
084453-01-000	EA WASHER-.060 X .50 X .135 - PLASTIC
084473-01-000	EA SEAL-RUBBER, TIPOUT WINDOW
085315-01-000	EA RIVET-SHOULDER, TIPOUT WINDOW
100168-01-000	EA CLIP-SPRING, SCREEN
100240-01-000	FT SPLINE-SCREEN, T-SHAPED
067052-02-000	EA KNOB-OPERATOR, TIPOUT WINDOW - BEIGE FROM: 00-00-00 THRU: 08-12-90
101290-01-01A	EA KNOB-OPERATOR, BRASS FROM: 08-13-90 THRU: 99-99-99
089371-01-000	EA SCREW-MACHINE, 8-32 X 3 5/16 - ZN FROM: 00-00-00 THRU: 08-12-90
101289-01-01A	EA SCREW-MACH, 8-32 X 4 - POH - BRASS FROM: 08-13-90 THRU: 99-99-99
080025-01-000	EA EXTENSION-WINDOW CONTROL

WINDOW, VENT & EXTERIOR DOOR GROUP (CONTINUED)
GALLEY WINDOW

KEY PART NUMBER	U/M DESCRIPTION
090893-02-01A	EA FRAME-WINDOW, INSIDE - 25.3" X 25.5" - BLACK
092235-09-Y12	EA WINDOW-TIPOUT, W/O INSIDE FRAME - 25.5" X 25.4" STATIONARY GLASS IS N/A DUE TO MANUFACTURING TECHNIQUE
000G39-06-16T	EA SCREW-SF/DR, 8-20 X 1 PPH - BLACK
035302-02-000	EA OPERATOR-TORQUE, TIPOUT WINDOW - LEFT
068927-03-000	EA SEAL-WINDOW, RUBBER - ROUND - .80" DIA - BLACK
076322-02-000	FT TAPE-FOAM, DOUBLE COATED - .045" X 1" - INC. OF 108 FT
080218-03-000	SF SCREEN-FIBERGLASS, 12" WIDE
080914-01-000	EA KEY-CORNER, TIPOUT WINDOW
081377-01-700	EA ADHESIVE-CYANOACRYLATE, 10 GRAM TUBE
081649-01-000	EA RING-SNAP, 7/32 SHAFT DIAMETER
080918-01-000	EA SPRING-TORQUE TUBE, REAR
080918-02-000	EA SPRING-TORQUE TUBE, FRONT
081428-06-000	EA TORQUE TUBE, REAR
084067-02-000	FT SEAL-E SHAPED, SPONGE - TIPOUT WINDOW - .4" X .4" - BLACK
084068-15-000	EA GLASS-TIPOUT, 9.2" X 24.5"
084453-01-000	EA WASHER-.060 X .50 X .135 - PLASTIC
084453-02-000	EA WASHER-.060 X .50 X .250 - PLASTIC
084473-01-000	EA SEAL-RUBBER, TIPOUT WINDOW
085315-01-000	EA RIVET-SHOULDER, TIPOUT WINDOW
086762-01-000	EA T NUT 10-32
086763-01-000	EA SCREW-MACH, 10 - 32 X 1/4 PTH
087561-01-000	FT SPLINE-GLASS, EXTERIOR - VINYL - BLACK
089913-01-000	EA HINGE-TIPOUT WINDOW, BLACK
097578-01-000	EA LINKAGE-TIPOUT WINDOW
100168-01-000	EA CLIP-SPRING, SCREEN
100240-01-000	FT SPLINE-SCREEN, T-SHAPED
067052-02-000	EA KNOB-OPERATOR, TIPOUT WINDOW - BEIGE FROM: 00-00-00 THRU: 08-12-90
101290-01-01A	EA KNOB-OPERATOR, BRASS FROM: 08-13-90 THRU: 99-99-99
089371-01-000	EA SCREW-MACHINE, 8-32 X 3 5/16 - ZN FROM: 00-00-00 THRU: 08-12-90
101289-01-01A	EA SCREW-MACH, 8-32 X 4 - POH - BRASS FROM: 08-13-90 THRU: 99-99-99
009439-06-000	EA EXTENSION-CRANK HANDLE, WINDOW/ROOF VENT - .9" - BLACK
081649-01-000	EA RING - SNAP, 7/32 SHAFT DIA.
083150-10-000	EA TUBE ASM. - TORQUE, WINDOWS

1990 WINNEBAGO
TABLE OF CONTENTS

INTRODUCTION	A-01 - A-02
ABBREVIATIONS	A-03
ALPHABETICAL INDEX	A-04 - A-06
WCN31RQ	A-07 - F-12
WCN33RQ	F-13 - K-13

1990 WCN33RQ INDEX

FLOOR PLAN	F-13 - F-14
ACCESSORIES	F-15 - G-02
BATH	G-03 - G-06
BEDROOM	G-07 - G-10
CHASSIS	G-11 - G-20
C C & PAD	G-21 - H-04
DINETTE	H-05 - H-08
DRIVERS	H-09 - H-12
ELECTRICAL	H-13 - H-20
EXTERIOR BODY	H-21 - I-08
GALLEY	I-09 - I-14
HEATING & A/C	I-15 - I-18
INTERIOR FINISH	I-19 - I-23
LABEL	I-24 - J-08
LP	J-09
LOUNGE	J-10 - J-11
SEALANTS & FASTENERS	J-12 - J-14
WATER & SEWAGE	J-15 - J-19
WINDOW, VENT AND EXTERIOR DOOR	J-20 - K-18

WINDOW, VENT & EXTERIOR DOOR GROUP (CONTINUED)

BATH WINDOW

KEY PART NUMBER	U/M DESCRIPTION
090693-15-01A	EA FRAME-WINDOW, INSIDE - 25.5" X 15.9" - BLACK
092235-10-Y12	EA WINDOW-TIPOUT, W.O INSIDE FRAME - 15.6" X 25.5"
	STATIONARY GLASS IS N/A DUE TO MANUFACTURING TECHNIQUES
000G39-06-16T	EA SCREW-SF.DR. 6-20 X 1 PPH - BLACK
035302-02-000	EA OPERATOR-TORQUE TIPOUT WINDOW - LEFT
068927-03-000	EA SEAL-WINDOW, RUBBER - ROUND - .53" DIA. - BLACK
080218-03-000	SF SCREEN-FIBERGLASS, 12" WIDE
080914-01-000	EA KEY-CORNER, TIPOUT WINDOW
081649-01-000	EA RING-SNAP, 7/32 SHAFT DIAMETER
080918-01-000	EA SPRING-TORQUE TUBE, REAR
080918-02-000	EA SPRING-TORQUE TUBE, FRONT
081427-01-000	EA ARM-TORQUE TUBE
084067-01-000	FT SEAL-E SHAPED, SPONGE - TIPOUT WINDOW - .4" X .4" - BLACK
084068-14-000	EA GLASS-TIPOUT, 9" X 15"
084453-01-000	EA WASHER-.060 X .50 X .135 - PLASTIC
084453-02-000	EA WASHER-.060 X .50 X .250 - PLASTIC
084473-01-000	EA SEAL-RUBBER, TIPOUT WINDOW
085315-01-000	EA RIVET-SHOULDER, TIPOUT WINDOW
086762-01-000	EA T NUT 10-32
086763-01-000	EA SCREW-MACH, 10 - 32 X 1.4 PTH
089913-01-000	EA HINGE-TIPOUT WINDOW, BLACK
087578-01-000	EA LINKAGE-TIPOUT WINDOW
100168-01-000	EA CLIP-SPRING, SCREEN
100240-01-000	FT SPLINE-SCREEN, T-SHAPED
067052-02-000	EA KNOB-OPERATOR, TIPOUT WINDOW - BEIGE
	FROM: 00-00-00 THRU: 08-12-90
101290-01-01A	EA KNOB-OPERATOR, BRASS
	FROM: 08-13-90 THRU: 99-99-99
089371-01-000	EA SCREW-MACHINE, 8-32 X 3.5/16 - ZN
	FROM: 00-00-00 THRU: 08-12-90
101289-01-01A	EA SCREW-MACHINE, 3-32 X 4 - PCH - BRASS
	FROM: 08-13-90 THRU: 99-99-99
090025-01-000	EA EXTENSION-WINDOW CONTROL
081354-01-000	EA SLEEVE - WINDOW, TORQUE TUBE
083150-09-000	EA TUBE ASM. - TORQUE, WINDOW

WINDOW, VENT & EXTERIOR DOOR GROUP (CONTINUED)

ENTRY DOOR WINDOW

KEY PART NUMBER	U/M DESCRIPTION
087609-27-000	EA FRAME-WINDOW, INSIDE PICTURE - BLACK
078733-04-T03	EA WINDOW-ENTRY DOOR, 17" X 25"
002151-06-000	EA GLASS-WINDOW, .192" X 16.25" X 24"
050216-02-000	FT SPLINE-GLASS, EXTERIOR - VINYL - .19" - BLACK
	FROM: 00-00-00 THRU: 01-07-90
087561-01-000	FT SEAL-GLASS, EXTERIOR - VINYL - BLACK

CAB PASSENGERS SIDE WINDOW

KEY PART NUMBER	U/M DESCRIPTION
093703-01-Y10	EA WINDOW-SLIDING, W.O INSIDE FRAME
000G39-06-16T	EA SCREW-SF.DR. 6-20 X 1 PPH - BLACK
002329-01-000	EA BLOCK-WINDOW, 1/8" X 3 1/8" X 1"
002389-03-209	EA HOLDER-SEAL, GLASS HOLDER, - 1.16" - BLACK
023320-01-000	EA PAD-FELT, 3.5" DIAMETER - BROWN
041922-02-000	FT SEAL-EXTERIOR WINDOW, BLACK
042077-01-000	FT CHANNEL-WEATHERSTRIP, GLASS RUN - U-SHAPED - 3.16"
047369-01-700	EA LATCH KIT-WINDOW, W/SCREWS - PLASTIC - BLACK
050216-02-000	FT SPLINE-GLASS, EXTERIOR - VINYL - .19" - BLACK
057656-12-000	EA GLASS-STATIONARY, .19" X 30.4" X 15.7"
073740-01-000	FT SEAL-FIN, .46" PILE HEIGHT - GRAY
079624-01-000	FT SEAL-WINDOW, WEATHER - C.FOLD - .5"
081377-01-700	EA ADHESIVE-CYANOACRYLATE, 10 GRAM TUBE
081980-11-000	EA GLASS-SLIDER, .13" X 30.4" X 16.6"
084170-09-000	EA MULLION-SLIDER, WINDOW - BLACK -
092665-01-Y10	EA FRAME-WINDOW, INSIDE - BLACK
078364-01-000	EA HOLDER-UPPER SCREEN, EXTRUDED PLASTIC - 9.5" - BLACK
078365-01-000	EA HOLDER-LOWER SCREEN, EXTRUDED PLASTIC - 9.5" - BLACK
092538-01-Y10	EA FRAME-WINDOW, INSIDE
092664-01-Y10	EA SCREEN ASSEMBLY
002292-02-000	SF SCREENING-WINDOW, 20" WIDE - CHARCOAL
	FROM: 00-00-00 THRU: 03-25-90
002291-02-000	SF SCREENING-ROOF VENT/WINDOW, 16" - BLACK
	FROM: 03-26-90 THRU: 99-99-99
002298-02-000	FT SPLINE-VENT/WINDOW SCREEN, .128 DIAMETER - BLACK
079667-02-000	FT TAPE-PLASTIC FILM, .375 WIDE
079824-01-000	FT SEAL-WINDOW, WEATHER - C.FOLD - .5"

1990 WINNEBAGO
TABLE OF CONTENTS

INTRODUCTION	A-01 -	A-02
ABBREVIATIONS		A-03
ALPHABETICAL INDEX	A-04 -	A-06
WCN31RQ	A-07 -	F-12
WCN33RQ	F-13 -	K-18

1990 WCN33RQ INDEX

FLOOR PLAN	F-13 -	F-14
ACCESSORIES	F-15 -	G-02
BATH	G-03 -	G-06
BEDROOM	G-07 -	G-10
CHASSIS	G-11 -	G-20
C C & PAD	G-21 -	H-04
DIHETTE	H-05 -	H-08
DRIVE RS	H-09 -	H-12
ELECTRICAL	H-13 -	H-20
EXTERIOR BODY	H-21 -	I-08
GALLEY	I-09 -	I-14
HEATING & AC	I-15 -	I-18
INTERIOR FINISH	I-19 -	I-23
LABEL	I-24 -	J-08
LP		J-09
LOUNGE	J-10 -	J-11
SEALANTS & FASTENERS	J-12 -	J-14
WATER & SEWAGE	J-15 -	J-19
WINDOW, VENT AND EXTERIOR DOOR	J-20 -	K-18

WINDOW, VENT & EXTERIOR DOOR GROUP (CONTINUED)

DINETTE WINDOW

KEY PART NUMBER	U/M DESCRIPTION
090893-09-01A	EA FRAME-WINDOW, INSIDE - 31.4" X 60.5" - BLACK
092234-03-Y12	EA WINDOW-TIPOUT, DOUBLE - W/O INSIDE FRAME - 31.5" X 62.9" STATIONARY GLASS IS NOT AVAILABLE - ORDER ENTIRE ASSEMBLY
000G39-06-16T	EA SCREW-SF.DR. 6-20 X 1 PPH - BLACK
000G39-08-12T	EA SCREW-SF.DR. 8-18 X 3/4 PPH - BLACK
035302-01-000	EA OPERATOR-TORQUE, TIPOUT WINDOW - RIGHT
035302-02-000	EA OPERATOR-TORQUE, TIPOUT WINDOW - LEFT
036886-01-000	EA TAPE-BUTYL, .31" X .31" X 146" LONG
068927-03-000	EA SEAL-WINDOW, RUBBER - ROUND - .50" DIA. - BLACK
076322-02-000	FT TAPE-FOAM, DOUBLE COATED - .045" X 1" - INC. OF 106 FT
080218-03-000	SF SCREEN-FIBERGLASS, 12" WIDE
080914-01-000	EA KEY-CORNER, TIPOUT WINDOW
081377-01-700	EA ADHESIVE-CYANOACRYLATE, 10 GRAM TUBE
081649-01-000	EA RING-SNAP, 7/32 SHAFT DIAMETER
083227-08-000	EA TUBE-TORQUE, WINDOW - REAR
080918-01-000	EA SPRING-TORQUE TUBE, FRONT
080918-02-000	EA SPRING-TORQUE TUBE, REAR
081427-01-000	EA ARM-TORQUE TUBE
083228-08-000	EA TUBE-TORQUE, WINDOW - FRONT
080918-01-000	EA SPRING-TORQUE TUBE, FRONT
080918-02-000	EA SPRING-TORQUE TUBE, REAR
081427-01-000	EA ARM-TORQUE TUBE
084067-01-000	FT SEAL-E SHAPED, SPONGE TIPOUT WINDOW - .4" X .4" - BK
084068-22-000	EA GLASS-TIPOUT, 9.2" X 29.9"
084453-01-000	EA WASHER-.060 X .50 X .135 - PLASTIC
084453-02-000	EA WASHER-.060 X .50 X .250 - PLASTIC
084473-01-000	EA SEAL-RUBBER, TIPOUT WINDOW
085315-01-000	EA RIVET-SHOULDER, TIPOUT WINDOW
086762-01-000	EA T NUT 10-32
086763-01-000	EA SCREW-MACH, 10 - 32 X 1/4 PTH
087561-01-000	FT SPLINE-GLASS, EXTERIOR - VINYL - BLACK
089913-01-000	EA HINGE-TIPOUT WINDOW, BLACK
097576-01-000	EA LINKAGE-TIPOUT WINDOW
084453-01-000	EA WASHER-.060 X .50 X .135 - PLASTIC
084473-01-000	EA SEAL-RUBBER, TIPOUT WINDOW
085315-01-000	EA RIVET-SHOULDER, TIPOUT WINDOW
100168-01-000	EA CLIP-SPRING, SCREEN
100240-01-000	FT SPLINE-SCREEN, T-SHAPED
067052-02-000	EA KNOB-OPERATOR, TIPOUT WINDOW - BEIGE FROM: 00-00-00 THRU: 08-12-90
101290-01-01A	EA KNOB-OPERATOR, BRASS FROM: 08-13-90 THRU: 99-99-99
089371-01-000	EA SCREW-MACHINE, 8-32 X 3 5/16 - ZN FROM: 00-00-00 THRU: 08-12-90
101289-01-01A	EA SCREW-MACH, 8-32 X 4 - POH - BRASS FROM: 08-13-90 THRU: 99-99-99
090025-01-000	EA EXTENSION-WINDOW CONTROL

WINDOW, VENT & EXTERIOR DOOR GROUP (CONTINUED)

PASSENGER SIDE LOUNGE WINDOW

KEY PART NUMBER	U/M DESCRIPTION
090093-09-01A	EA FRAME-WINDOW, INSIDE - BLACK
092234-03-Y12	EA WINDOW-TIPOUT, SINGLE - W/O INSIDE FRAME - STATIONARY GLASS IS N/A DUE TO MANUFACTURING TECHNIQUE
000H14-06-14R	EA RIVET-MANDREL BLIND, 3/16
035302-01-000	EA OPERATOR-SLANT-TORQUE RT
035302-02-000	EA OPERATOR-SLANT-TORQUE LT
036886-01-000	EA TAPE-BUTYL-.31X.31X146 IN LG
068927-03-000	EA SEAL-RUBBER, 12X23DX.8000
080218-03-000	SF SCREEN-FIBERGLASS, 12 IN WIDE
081649-01-000	EA RING-SNAP, 7/32 SHAFT DIA
083227-08-000	EA TUBE ASM-TORQUE WINDOW
080918-01-000	EA SPRING-TORQUE TUBE, RH
080918-02-000	EA SPRING-TORQUE TUBE, LH
083228-08-000	EA TUBE ASM-TORQUE WINDOW
084067-02-000	FT SEAL-E, SPONGE RUBBER
084068-22-000	EA GLASS-TIPOUT, 25X23X.70X58.5
084453-01-000	EA WASHER-PLAS, .060X.50X.135
084453-02-000	EA WASHER-PLAS, .060X.50X.250
084473-01-000	EA SEAL-RUBBER, TIPOUT WDO
085315-01-000	EA RIVET-SHOULDER, TIPOUT WDO
086762-01-000	EA T NUT 10-32
086763-01-000	EA SCREW-MACH, 10-32X1/4 PTH
088816-51-001	EA EXTR-TUBE, 900, 193 WALL, 40MM
089913-01-000	EA HINGE-TIPOUT WDO, BLACK
097578-01-000	EA LINKAGE ASM-TIPOUT
080914-01-000	EA KEY-CORNER
081377-01-000	EA ADHESIVE-CYANOACRYLATE
081426-01-000	EA ARM LINKAGE-TORQUE TUBE
081649-01-000	EA RING-SNAP, 7/32 SHAFT DIA
082976-01-000	EA BRACKET-WINDOW, TIPOUT
083227-08-000	EA TUBE ASM-TORQUE WINDOW
083228-08-000	EA TUBE ASM-TORQUE WINDOW
084067-01-000	FT SEAL-E, SPONGE RUBBER
097578-01-000	EA LINKAGE ASM-TIPOUT
099154-01-000	FT CHANNEL-GLAZING
099155-55-001	EA EXTR-FRAME, SCREEN, 3658 BLK
067052-02-000	EA KNOB-OPERATOR, TIPOUT WINDOW - BEIGE FROM: 00-00-00 THRU: 08-12-90
101290-01-01A	EA KNOB-OPERATOR, BRASS FROM: 08-13-90 THRU: 99-99-99
089371-01-000	EA SCREW-MACHINE, 8-32 X 3 5/16" - FOR EXTENDED WINDOW KNOB FROM: 00-00-00 THRU: 08-12-90
101289-01-01A	EA SCREW-MACHINE, 8-32 X 4 - POH - BRASS FROM: 08-12-90 THRU: 99-99-99
090025-01-000	EA EXTENSION-CONTROL, WINDOW - 2"

1990 WINNEBAGO
TABLE OF CONTENTS

INTRODUCTION	A-01 - A-02
ABBREVIATIONS	A-03
ALPHABETICAL INDEX	A-04 - A-06
WCN31RQ	A-07 - F-12
WCN33RQ	F-13 - K-18

1990 WCN33RQ INDEX

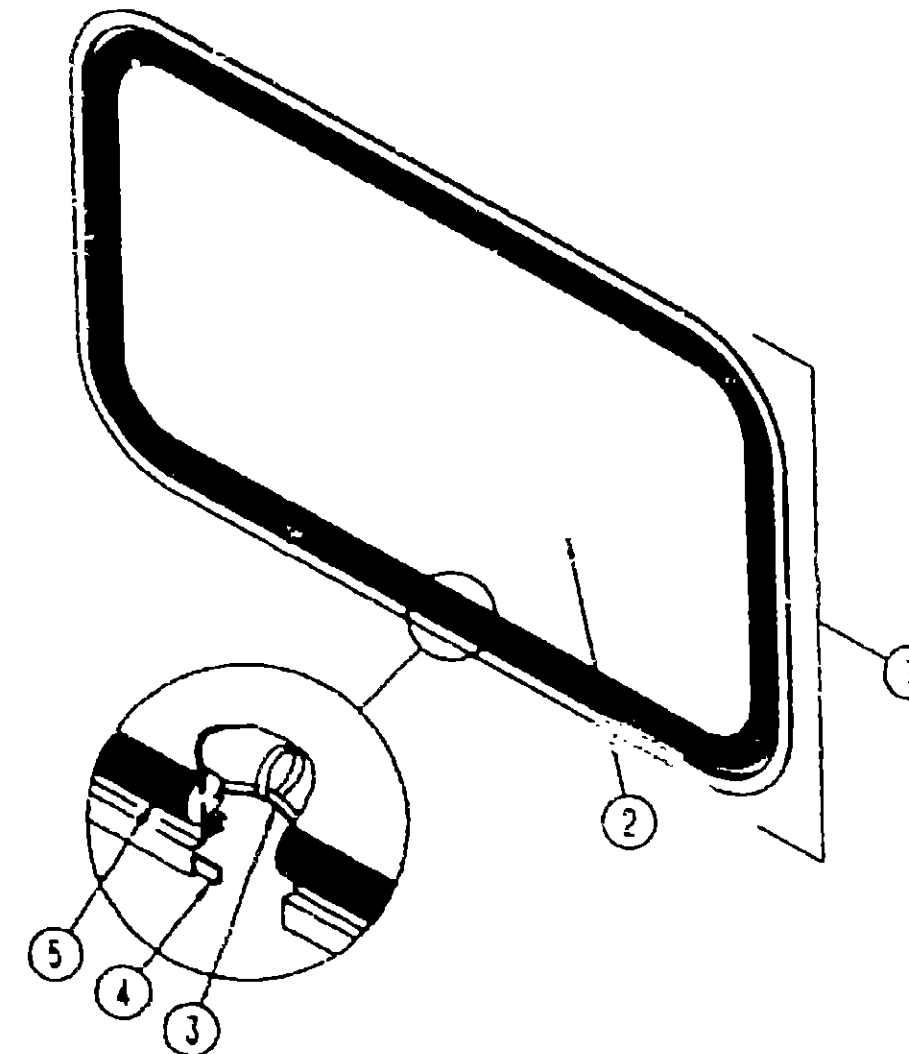
FLOOR PLAN	F-13 - F-14
ACCESSORIES	F-15 - G-02
BATH	G-03 - G-06
BEDROOM	G-07 - G-10
CHASSIS	G-11 - G-20
C C & PAD	G-21 - H-04
DINETTE	H-05 - H-08
DRIVERS	H-09 - H-12
ELECTRICAL	H-13 - H-20
EXTERIOR BODY	H-21 - I-08
GALLEY	I-09 - I-14
HEATING & AC	I-15 - I-18
INTERIOR FINISH	I-19 - I-23
LABEL	I-24 - J-06
LP	J-09
LOUNGE	J-10 - J-11
SEALANTS & FASTENERS	J-12 - J-14
WATER & SEWAGE	J-15 - J-19
WINDOW, VENT AND EXTERIOR DOOR	J-20 - K-18

WINDOW, VENT & EXTERIOR DOOR GROUP (CONTINUED)

DRIVER SIDE LOUNGE WINDOW

KEY PART NUMBER	U/M DESCRIPTION
090893-09-01A	EA FRAME WINDOW, INSIDE - 31.4" X 60.9" - BLACK
092234-03-712	EA WINDOW-TIPOUT, DOUBLE - W/O INSIDE FRAME - 31.5" X 60.9" STATIONARY GLASS IS N/A DUE TO MANUFACTURING TECHNIQUE
000638-06-16T	EA SCREW-SELF, 8-20 X 1 PPH - BLACK
000638-06-12T	EA SCREW-SELF, 8-18 X 3/4 PPH - BLACK
080218-03-000	SF SCREEN-FIBERGLASS, 12" WIDE
100240-01-030	FT SPLINE-SCREEN, T-SHAPED
035302-01-000	EA OPERATOR-TORQUE, TIPOUT WINDOW - LEFT
035302-02-000	EA OPERATOR-TORQUE, TIPOUT WINDOW - LEFT
038886-01-000	EA TAPE-BUTYL, 31" X 31" X 1/8" LONG
068927-03-000	EA SEAL-WINDOW, RUBBER - ROUND - .80" DIA. - BLACK
076322-02-000	FT TAPE-FOAM, DOUBLE COATED - .045" X 1" - INC. OF 108 FT
080914-01-000	EA KEY-CORNER, TIPOUT WINDOW
081377-01-700	EA ADHESIVE-CYANOACRYLATE, 10 GRAM TUBE
081649-01-000	EA RING-SNAP, 7/32 SHAFT DIAMETER
083227-08-000	EA TUBE-TORQUE, TIPOUT WINDOW - FRONT SIDE
080918-01-000	EA SPRING-TORQUE TUBE, REAR
080918-02-000	EA SPRING-TORQUE TUBE, FRONT
081427-01-000	EA ARM-TORQUE TUBE
063228-06-000	EA TUBE-TORQUE, TIPOUT WINDOW - REAR SIDE
080918-01-000	EA SPRING-TORQUE TUBE, REAR
080918-02-000	EA SPRING-TORQUE TUBE, FRONT
081427-01-000	EA ARM-TORQUE TUBE
084067-01-000	FT SEAL-E SHAPED, SPONGE - TIPOUT WINDOW - .4" X .4" - BLACK
084068-22-000	EA GLASS-TIPOUT, 9.2" X 29.9"
084453-01-000	EA WASHER-.06" X .5" X .135" - PLASTIC
084453-02-000	EA WASHER-.06" X .5" X .25" - PLASTIC
084473-01-000	EA SEAL-RUBBER, TIPOUT WINDOW
085315-01-000	EA RIVET-SHOULDER, TIPOUT WINDOW
086762-01-000	EA T NUT 10-32
086763-01-000	EA SCREW-MACH. 10 - 32 X 1/4 FTH
087561-01-000	FT SPLINE-GLASS, EXTERIOR - VINYL - BLACK
088913-01-000	EA HINGE-TIPOUT WINDOW, BLACK
097578-01-000	EA LINKAGE-TIPOUT WINDOW
084453-01-000	EA WASHER-.060 X .50 X .135 - PLASTIC
084473-01-000	EA SEAL-RUBBER, TIPOUT WINDOW
085315-01-000	EA RIVET-SHOULDER, TIPOUT WINDOW
100168-01-000	EA CLIP-SPRING, SCREEN
067052-02-000	EA KNOB-OPERATOR, TIPOUT WINDOW - BEIGE
	FROM: 00-00-00 THRU: 06-12-90
101290-01-01A	EA KNOB-OPERATOR, BRASS
	FROM: 08-13-90 THRU: 99-99-99
088371-01-000	EA SCREW-MACHINE, 8-32 X 3.5-16" - FOR EXTENDED WINDOW KNOB
	FROM: 00-00-00 THRU: 06-12-90
101289-01-01A	EA SCREW-MACHINE, 8-32 X 4 - POH - BRASS
	FROM: 08-13-90 THRU: 99-99-99
090025-01-000	EA EXTENSION-CONTROL, WINDOW - Z

WINDOW, VENT & EXTERIOR DOOR GROUP (CONTINUED)



BACKWALL ESCAPE WINDOW

KEY PART NUMBER	U/M DESCRIPTION
1 087985-04-Y12	EA WINDOW-ESCAPE, W/O INSIDE FRAME - 30.2" X 46.8"
76650-04-000	EA FRAME-WINDOW, INSIDE - BLACK
2 076337-06-000	EA GLASS-ESCAPE, - 44.8" X 28" -
3 002285-01-000	FT FILLER-WEATHER STRIP, RUBBER - BLACK
4 068640-07-000	FT SEALER-RIBBON, 2" X 3/32" - INCREMENTS OF 30"
5 002282-01-000	FT WEATHER STRIP-WINDOW, RUBBER - .125" - BLACK
006199-01-000	EA LABEL-EXIT, "ESCAPE WINDOW"
047731-01-000	EA LABEL-EMERGENCY EXIT
077066-01-702	FT TAPE ASM-ESCAPE WINDOW

1990 WINNEBAGO TABLE OF CONTENTS

INTRODUCTION	A-01 -	A-02
ABBREVIATIONS		A-03
ALPHABETICAL INDEX	A-04 -	A-06
WCN31RQ	A-07 -	F-12
WCN33RQ	F-13 -	K-18

1990 WCN33RQ INDEX

FLOOR PLAN	F-13 -	F-14
ACCESSORIES	F-15 -	G-02
BATH	G-03 -	G-06
BEDROOM	G-07 -	G-10
CHASSIS	G-11 -	G-20
C O & PAD	G-21 -	H-04
DINETTE	H-05 -	H-08
DRIVERS	H-09 -	H-12
ELECTRICAL	H-13 -	H-20
EXTERIOR BODY	H-21 -	I-06
GALLEY	I-09 -	I-14
HEATING & A/C	I-15 -	I-18
INTERIOR FINISH	I-19 -	I-23
LABEL	J-24 -	J-08
LP		J-09
LOUNGE	J-10 -	J-11
SEALANTS & FASTENERS	J-12 -	J-14
WATER & SEWAGE	J-15 -	J-19
WINDOW, VENT AND EXTERIOR DOOR	J-20 -	K-16

WINDOW, VENT & EXTERIOR DOOR GROUP (CONTINUED)

PASSENGER SLIDING WINDOW

KEY PART NUMBER	U/M DESCRIPTION
085703-01-Y10	EA WINDOW ASM-SINGLE SLIDER - PASSENGERS
092665-01-Y10	EA FRAME-WINDOW, INSIDE SCREEN
000639-06-167	EA SCREW-SELF DR-6-20X1.00 PPH
002328-01-000	EA BLOCK-WINDOW-1.13X3.16X1"
002389-03-209	EA EXTR-PDR BLK GLS HLDZ 29.57
023320-01-000	EA PAD-FELT-3/8 DIA
041928-02-000	FT SEAL-WDO-CHANNEL USE 3/16 GL
042077-01-000	FT CHANNEL-WDO-GL/SS RUN 3/16
047369-01-000	EA LATCH-WDO-PLASTIC
050216-02-000	FT SPLINE-VINYL GLASS .19 BLK
050778-01-000	EA SCREW-1/4-14X3.8 HWY BLK
057656-12-000	EA GLASS-19X30.43X15.70
073740-01-000	FT SEAL-FIN-450 PLE HEIGHT
079924-01-000	FT SEAL-WEATHER-C-FOLD .500
081980-11-000	EA GLASS-SLIDER 3.2X77.29X420.6
084170-09-000	EA MULLION-SLIDER, WINDOW BLACK

POWERED ROOF VENT

KEY PART NUMBER	U/M DESCRIPTION
090393-01-Y12	EA VENT-ROOF, POWERED W/O SCREEN
002825-01-000	EA WEATHER STRIP-ROOF VENT, GRAY
008195-01-000	EA SWITCH-ROOF VENT, PUSH BUTTON, 12V
008386-01-000	EA GROMMET-SNAP, 3/8"
009440-01-000	EA GEAR ARM-VENT COVER, LIFT
015911-01-000	EA TRACK-LIFT ARM, SLIDE - ROOF VENT
048648-01-000	EA MOTOR-ROOF VENT, 1.8 SHAFT - 12V
048649-01-000	EA FAN-ROOF VENT, 6 BLADES - 6"
055218-01-000	EA COVER-ROOF VENT
061503-01-000	EA GROMMET-SNAP, 3/16 ID - 3/8 HOLE - PLASTIC - BLACK
052639-01-200	EA HINGE-EXTRUSION, ROOF VENT 7"
052639-01-001	EA HINGE-VENT COVER, 192"
078785-01-Y12	EA SCREEN-ROOF VENT, POWERED
002291-02-000	SF SCREENING-ROOF VENT WINDOW, 16" - BLACK
002298-02-000	FT SPLINE-VENT WINDOW SCREEN, .128 DIAMETER - BLACK
009439-01-000	EA CRANK HANDLE-ROOF VENT
009439-03-000	EA EXTENSION-CRANK HANDLE, ROOF VENT - 9"
009439-05-000	EA KNOB-CRANK, WINDOW AND ROOF VENT - BLACK
009439-07-000	EA SCREW-8-32X1.14 PPH-BLACK

NON POWERED ROOF VENT

KEY PART NUMBER	U/M DESCRIPTION
090382-01-Y12	EA VENT-ROOF, NON POWERED
002825-01-000	EA WEATHER STRIP-ROOF VENT, GRAY
009440-01-000	EA GEAR ARM-VENT COVER, LIFT
015911-01-000	EA TRACK-LIFT ARM, SLIDE - ROOF VENT
055218-01-000	EA COVER-ROOF VENT
052639-01-001	EA HINGE-VENT COVER, 192"
009439-01-000	EA CRANK HANDLE-ROOF VENT
009439-03-000	EA EXTENSION-CRANK HANDLE, ROOF VENT - 9"
078786-01-Y12	EA SCREEN-ROOF VENT, NON POWERED
002291-02-000	SF SCREENING-ROOF VENT WINDOW, 16" - BLACK
002298-02-000	FT SPLINE-VENT WINDOW SCREEN, .128 DIAMETER - BLACK

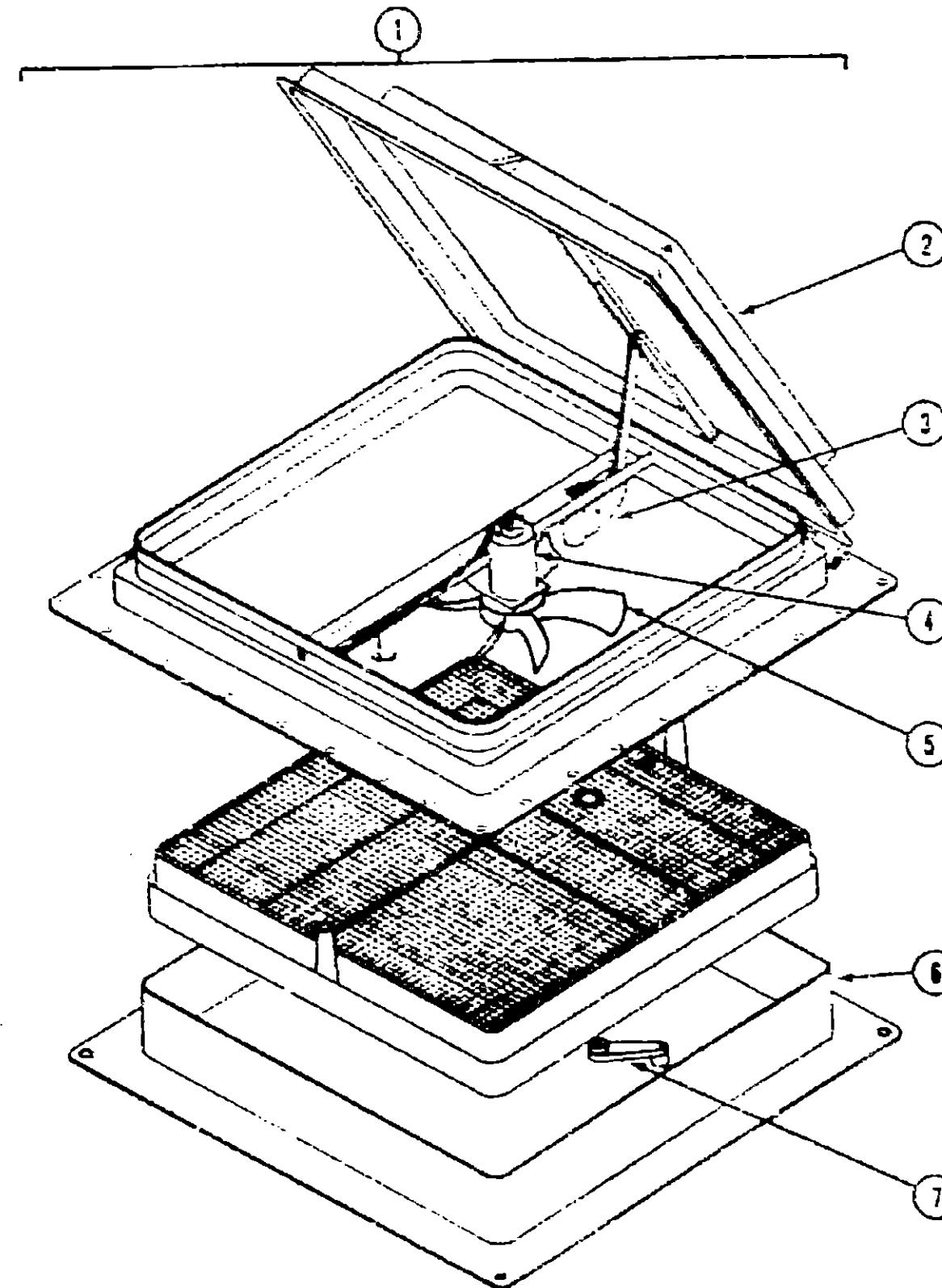
ROOF VENTS

KEY PART NUMBER	U/M DESCRIPTION
083558-01-000	EA VENT-PLUMBING PIPE ROOF, W/COVER - BEIGE
084073-01-000	EA COVER-ROOF VENT, NORCOLD REFRIGERATOR - BEIGE
084073-04-000	EA BASE-ROOF VENT, NORCOLD REFRIGERATOR - BLACK

WINDOW, VENT & EXTERIOR DOOR GROUP (CONTINUED)

SIDEWALL VENT

KEY PART NUMBER	U/M DESCRIPTION
092606-02-02A	EA VENT-RANGE HOOD, W. DOOR - BEIGE



CANADIAN EXPORT

KEY PART NUMBER	U/M DESCRIPTION
1 064469-06-000	EA VENT-ROOF, POWERED - 14" X 14" - 12V - CANADIAN
2 064469-03-702	EA LID-VENT WHITE
3 064469-03-706	EA LIFT MECHANISM
4 048648-01-000	EA MOTOR-ROOF VENT, 1.8 SHAFT - 12V
5 048649-01-000	EA FAN-ROOF VENT, 6 BLADES - 6"
6 064469-03-705	EA GARNISH-VENT 2.5 IN. WIDE
7 009439-01-000	EA CRANK HANDLE-ROOF VENT

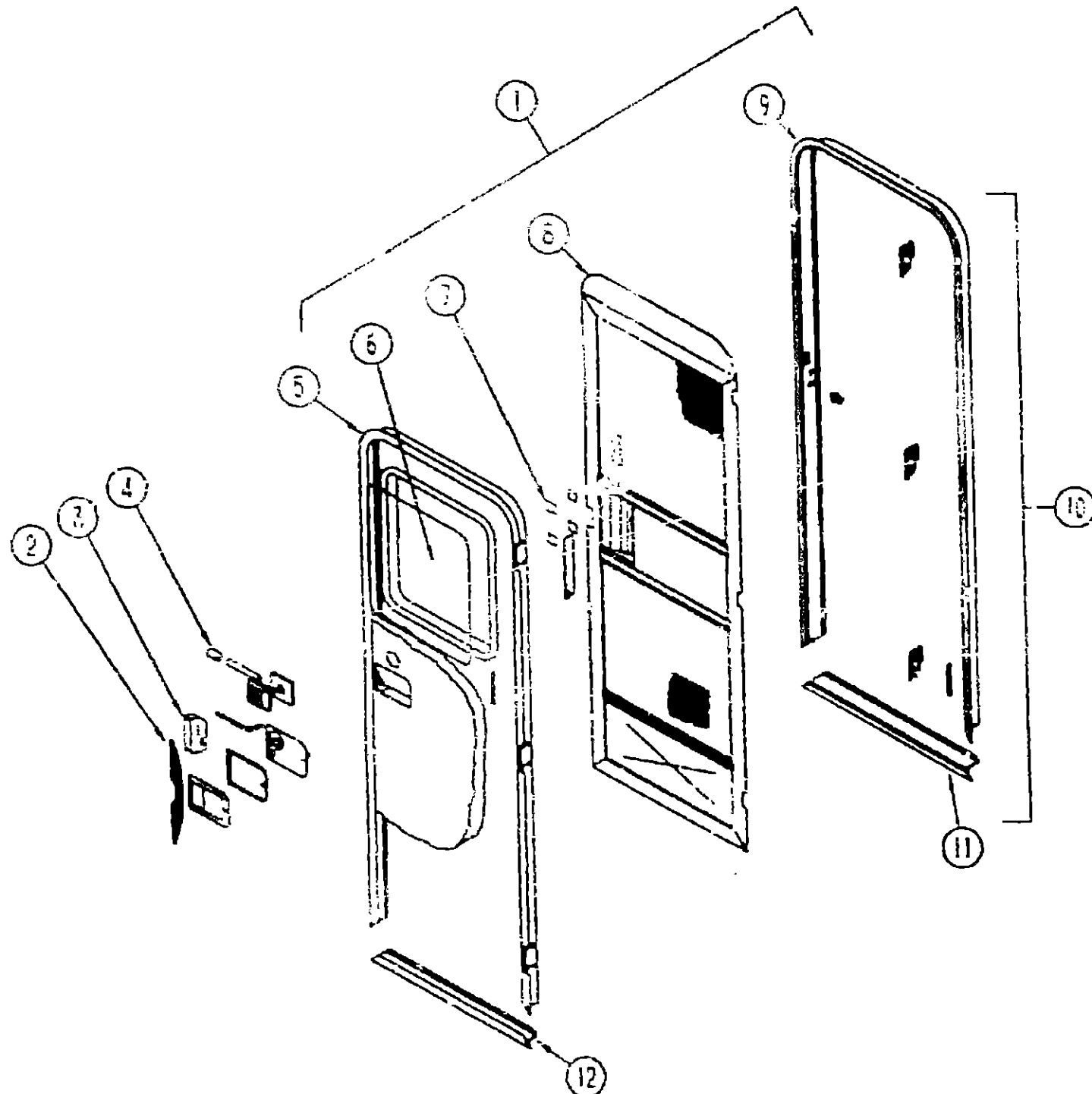
1990 WINNEBAGO TABLE OF CONTENTS

INTRODUCTION	A-01 - A-02
ABBREVIATIONS	A-03
ALPHABETICAL INDEX	A-04 - A-06
WCN31RQ	A-07 - F-12
WCN33RQ	F-13 - K-18

1990 WCN33RQ INDEX

FLOOR PLAN	F-13 - F-14
ACCESSORIES	F-15 - G-02
BATH	G-03 - G-06
BEDROOM	G-07 - G-10
CHASSIS	G-11 - G-20
C C & PAD	G-21 - H-04
DINETTE	H-05 - H-08
DRIVERS	H-09 - H-12
ELECTRICAL	H-13 - H-20
EXTERIOR BODY	H-21 - I-08
GALLEY	I-09 - I-14
HEATING & A/C	I-15 - I-18
INTERIOR FINISH	I-19 - I-23
LABEL	I-24 - J-08
LP	J-09
LOUNGE	J-10 - J-11
SEALANTS & FASTENERS	J-12 - J-14
WATER & SEWAGE	J-15 - J-19
WINDOW, VENT AND EXTERIOR DOOR	J-20 - K-18

WINDOW, VENT & EXTERIOR DOOR GROUP (CONTINUED)



ENTRANCE DOOR

KEY PART NUMBER	U/M DESCRIPTION
1 M01870-31-A86	EA DOOR-ENTRY, W/JAMB AND SCREEN DOOR
078054-D5-001	EA SHEET-FIBERGLASS, 4' X 6' - BEIGE - FILON
088272-46-000	SF PANELING-DECORATIVE - 4' X 7' - INCREMENTS OF 28 SF
000G11-08-12R	EA SCREW, 8-18 X 3/4 PPH - BEIGE
000G39-08-06R	EA SCREW-SF/DR-8-18X1/2 PPH
000G53-04-06B	EA SCREW-MACH-1/4-20X3/8 PPH 2N
000G54-04-20B	EA SCREW-1/4-20X1 1/4 PTH TYP 23
2 096173-01-01A	EA STIFFENER-ENTRY DOOR, SUPPORTS LATCH/STRIKE AREA - BEIGE
2 096173-01-04A	EA STIFFENER-ENTRY DOOR, SUPPORTS LATCH/STRIKE AREA - MILL
3 045017-11-000	EA LATCH-PADDER, MECHANISM W/ LOCK CYLINDER & KEY - BLACK FROM: 03-00-00 THRU: 09-02-90
045017-11-700	EA MASTER KEY,
045017-11-701	EA KEY-BLANK
039509-01-000	EA STRIKE-ENTRANCE DOOR LOCK
039540-01-000	EA LATCH-MECHANISM-HOOK, ENTRY DOOR - INTERIOR
039540-01-701	EA KEY-MASTER-ATWOOD-DOOR-LOCK
039715-01-000	EA NUT-SERT, 1/4" DIAMETER - 20 THREADS
4 039984-01-000	EA CAP-ROUND DEADBOLT, VINYL - .28" ID X .62" LONG - BLACK
040944-01-000	EA LABEL-ENTRANCE DOOR, "OPEN"
058636-01-000	EA PLUG-TAPERED, FOR DEADBOLT - PLASTIC - .66" DIAMETER - RED

WINDOW, VENT & EXTERIOR DOOR GROUP (CONTINUED)

ENTRANCE DOOR

KEY PART NUMBER	U/M DESCRIPTION
039738-01-000	EA DEADBOLT-ROUND, J-SHAPED - INTERIOR USE ONLY FROM: 00-00-00 THRU: 09-02-90
101145-01-01A	EA DEADBOLT-ENTRY DOOR, BLACK FROM: 02-03-90 THRU: 99-99-99
101145-01-700	EA KEY ONLY-BLANK
101147-01-000	EA BOLT-SECURITY, 4.12" BACKSET
039600-03-000	FT TUBING-POLYBUTYLENE, 3.5" OD
039975-03-000	EA COVER-INTERIOR LATCH, W/TRIP ARM - BLACK FROM: 00-00-00 THRU: 08-07-90
039979-04-000	EA COVER-INTERIOR LATCH, W/TRIP ARM - RIGHT - BLACK FROM: 08-06-90 THRU: 99-99-99
031914-01-000	EA BUMPER-RUBBER, ROUND - BLACK FROM: 09-01-90 THRU: 99-99-99
5 095276-01-02A	EA FRAME-ENTRY DOOR, W/O BOTTOM - BEIGE
6 079733-04-T03	EA WINDOW-PICTURE, W/O INSIDE FRAME - 17" X 25"
067609-27-000	EA FRAME-WINDOW, INSIDE PICTURE - BLACK
002151-06-000	EA GLASS-PICTURE WINDOW, .115" X 16.25" X 24"
067561-01-000	FT SPLINE-GLASS, EXTERIOR - VINYL - BLACK
7 058025-02-000	EA CLIP-ROLLER LATCH CATCH
063729-01-000	EA RIV-NUT, 10-32 UNF - .010-.080
072897-01-000	EA NUTSERT-M5 X 0.9
075671-01-000	FT SEAL-SPONGE, LAZY T SHAPE - WEATHERSTRIP ON ENTRY DOOR
075673-01-000	FT SEAL-PILE, ADHESIVE BACK - GRAY
075678-01-000	EA SCREW-MACH-10-32X.56PTH(SEWS
7 009018-01-000	EA CATCH-SCREEN DOOR ROLLER
009016-01-000	EA CATCH-ELBOW, SPRING LOADED - SCREEN DOOR CATCH
8 079012-01-703	EA DOOR-SCREEN
002293-02-000	SF SCREENING-WINDOW/DOOR, 26" - CHARCOAL
002294-31-000	FT SPLINE-SCREENING, .135" X .138" - BLACK
002748-01-000	EA CORNER KEY-DOOR
016454-01-000	EA INSERT-SCREEN DOOR, CENTER - LEATHER GRAIN ALUMINUM - BEIGE
001014-01-013	EA INSERT-CENTER, .024" X 10.25" X 16.31" - UNPAINTED ALUMINUM
050712-03-000	EA HANDLE-SCREEN DOOR, BEIGE
078552-03-000	EA KICK PANEL-SCREEN DOOR, LOWER INSERT - UNPAINTED
001014-01-013	EA ALUMINUM-LEATHER GRAIN, 10.3" X 29.61" - UNFINISHED
078595-01-000	EA TOP PLATE-SCREEN DOOR, CURVED TOP - 4.7" X 25.35"
078777-01-000	EA CHANNEL-SLIDE, SCREEN DOOR CENTER SLIDER COVER
079086-01-000	EA SLIDER-SCREEN DOOR, BEIGE
079067-01-000	EA STRIKE-SLIDER, W/LIP FOR ELBOW CATCH - 1.5" X 8.5" BEIGE
100412-01-000	EA CATCH-SCREEN DOOR
9 095278-01-01A	EA JAMB-DOOR, ENTRANCE - UNPAINTED
10 095277-02-32A	EA JAMB-ENTRY DOOR, W/BOTTOM & ROLLER CATCH STRIKER - BEIGE
11 051049-01-200	EA JAMB-BOTTOM-ENTRY DOOR, BEIGE
079207-01-000	EA STRIKER-ROLLER CATCH, WELDED TO DOOR JAMB - 4" X 1.15"
097724-01-01A	EA HINGE-ENTRY DOOR, BEIGE
057724-01-04A	EA HINGE-ENTRY DOOR, UNPAINTED
12 089748-02-000	EA FRAME-BOTTOM ENTRY DOOR, BEIGE
090340-01-000	FT SEAL-FOAM, CLOSED CELL - 1/4" X 1 1/2" X 50'
091968-03-000	FT TAPE-ADHESIVE, .04" X 1" WIDE
100126-02-000	FT SEAL-PILE, ADHESIVE BACK - SCREEN DOOR - GRAY
093966-01-01A	EA GARNISH-RADIUS, ENTRANCE DOOR - ALUMINUM - BEIGE
044582-01-000	EA CAP-DROP, ENTRY DOOR ALUMINUM, BEIGE
100312-01-000	EA SWITCH-DOOR JAMB, ELECTRIC ENTRY STEP
041546-03-000	EA BRACKET - DOOR ANGLE - BEIGE
085774-01-000	FT FASTENER - DUAL LOCK, 1" WIDE
085774-02-000	FT FASTENER - DUAL LOCK, 1" WIDE

1990 WINNEBAGO TABLE OF CONTENTS

INTRODUCTION	A-01 - A-02
ABBREVIATIONS	A-03
ALPHABETICAL INDEX	A-04 - A-06
WCN31RQ	A-07 - F-12
WCN33RQ	F-13 - K-18

1990 WCN33RQ INDEX

FLOOR PLAN	F-13 - F-14
ACCESSORIES	F-15 - G-02
BATH	G-03 - G-06
BEDROOM	G-07 - G-10
CHASSIS	G-11 - G-20
C/C & PAD	G-21 - H-04
DINETTE	H-05 - H-08
DRIVERS	H-09 - H-12
ELECTRICAL	H-13 - H-20
EXTERIOR BODY	H-21 - H-06
GALLEY	I-09 - I-14
HEATING & A/C	I-15 - I-18
INTERIOR FINISH	I-19 - I-23
LABEL	I-24 - J-08
LP	J-09
LOUNGE	J-10 - J-11
SEALANTS & FASTENERS	J-12 - J-14
WATER & SEWAGE	J-15 - J-19
WINDOW, VENT AND EXTERIOR DOOR	J-20 - K-18

WINDOW, VENT & EXTERIOR DOOR GROUP (CONTINUED)

DRIVERS DOOR & COMPONENTS

KEY PART NUMBER	U/M DESCRIPTION
M97816-02-AB6	EA DOOR-DRIVER, MANUAL - STANDARD
M97816-01-AB6	EA DOOR-DRIVER, MANUAL - TIPOUT
M97816-03-AB6	EA DOOR-DRIVER, POWER - TIPOUT WINDOW
M97816-04-AB6	EA DOOR-DRIVER, POWER - STATIONARY WINDOW
097276-01-AB6	EA JAMB-DOOR
077517-51-000	EA FIBERGLASS-SHEET, 29.7" X 27.9" - BEIGE - FLAT
092753-01-Y10	EA FRAME ASM-WINDOW, OUTER
089454-02-000	EA CHANNEL-GLASS RUN, TOP - BLACK
092446-02-000	EA GLASS-DOOR, FOLL UP - 27.5" X 26.3"
082472-03-000	EA CHANNEL-GLASS RETAINER
097207-01-02A	EA HINGE-CONTINUOUS, BEIGE
092752-01-Y10	EA FRAME ASM-WINDOW, INNER
092970-01-000	EA GLASS-TIPOUT, 4.5" X 27.0"
092997-01-000	EA GLASS-STATIONARY, POWER WINDOW - 4.5" X 28"
092752-01-Y10	EA FRAME-WINDOW, TIPOUT - INNER - 23.5" X 28"
000039-04-008	EA NUT-HEX, SER FLG LK 1/4 - 20 ZN
000613-11-008	EA WASHER-FL, 3/16" WIDE ZN
063729-01-000	EA RIVNUT, 1/4 X 20 UNC - .030-.125
064219-01-000	EA RETAINER-CHECK STRAP, DRIVER DOOR
068927-03-000	EA SEAL-WINDOW, RUBBER - ROUND - .80" DIA - BLACK
060936-03-000	EA BEARING-.3870, SNAP IN
075671-01-000	FT SEAL-SPONGE, LAZY T SHAPE - WEATHERSTRIP ON ENTRY DOOR
081906-01-000	EA SCREW-MACH 6-32X.62 W/ NYLOCK
081910-02-000	EA CHANNEL-WINDOW, SLIDING
081912-01-000	EA WEATHERSTRIP-RIGID, BLACK
081912-02-000	EA WEATHERSTRIP-RIGID
084067-01-000	FT SEAL-E SHAPED, SPONGE - TIPOUT WINDOW - .4" X .4" - BLACK
088473-08-000	EA HOUSING-PIN, 4 POSITION
090340-01-000	FT SEAL-FOAM, CLOSED CELL - 1/4" X 1/2" X 50'
091255-02-000	FT SEAL-ADHESIVE BACKED FOAM, 1.5" X .15"
091966-03-000	FT TAPE-ADHESIVE, .04" X 1" WIDE
093144-01-000	EA CONDUIT-WIRE, GMM 1.5592046
095954-01-Y12	EA SCREEN-SINGLE TIPOUT, 1 RADIUS CORNER - 6" X 25.2"
096809-01-000	EA BRACKET-DEADBOLT
097367-01-000	EA BRACKET-SUPPORT, DOOR LOCK
098030-01-000	EA STRAP-CHECK, DRIVER DOOR - BLACK
100028-01-000	FT TAPE-ADHESIVE, FOAM - .75" X 216"
092628-01-01A	EA MULLION-DOOR WINDOW BLACK

WINDOW, VENT & EXTERIOR DOOR GROUP (CONTINUED)

DRIVERS DOOR & COMPONENTS CONT

KEY PART NUMBER	U/M DESCRIPTION
097675-01-01A	EA THRESHOLD-CAB DOOR - 26.5" - BLACK
092993-02-01A	EA LINER-STEP BOX, BLACK PLASTIC
103392-02-000	EA REGULATOR ASM-POWER WINDOW (91N)
093634-01-000	EA REGULATOR-WINDOW, DRIVER
092996-01-000	EA REGULATOR-POWER WINDOW
092996-01-710	EA MOTOR-POWER WINDOW, DRIVER DOOR
061911-01-000	FT TAPE-GLASS SETTING, 1/16" X 1.5"
092928-01-000	EA ROD-LOCK, INSIDE OF DOOR
092928-04-000	EA ROD-LOCK, INSIDE OF DOOR
092923-03-000	EA ROD-RELEASE, INSIDE OF DOOR
092927-05-000	EA CLIP - ROD END RIGHT LATCH-DRIVER'S DOOR
092927-06-000	EA CLIP - ROD END LEFT LATCH-DRIVER'S DOOR
102205-01-01A	EA LATCH-OUTSIDE, DRIVER DOOR - BLACK
	FROM: 06-25-90 THRU: 99-99-99
092927-01-000	EA LATCH-DRIVER'S DOOR, OUTSIDE
	FROM: 00-00-00 THRU: 06-24-90
092927-04-000	EA LATCH-DRIVER'S DOOR, LATCH
045017-11-700	EA MASTER KEY,
045017-11-701	EA KEY-BLANK
083223-01-700	EA KEY-BLANK
M97748-01-01A	EA PANEL-DOOR, INTERIOR - PLASTIC - BEIGE
M97748-01-01A	EA PANEL-DOOR, INTERIOR LT FAWN
081903-02-000	EA SHAFT-MOUNTING, KNOB
081905-02-000	EA KNOB-SLIDE BOLT, BLACK
061906-02-000	EA BOLT-SLIDE
092927-04-000	EA LATCH-DRIVER DOOR, MECHANISM
094575-01-000	EA CRANK-HAND, GLASS LIFT
088246-01-000	EA SWITCH-REMOTE, MIRROR
087695-01-000	EA SWITCH-HEATER, MIRROR
061400-04-000	EA STRAP-ASSIST, 12" - BLACK W/ WOODGRAIN SCREW COVERS
102237-01-01A	EA LATCH-DRIVER DOOR, INSIDE - BLACK
	FROM: 06-25-90 THRU: 99-99-99
092927-02-000	EA LATCH-DRIVER'S DOOR, INSIDE
	FROM: 00-00-00 THRU: 06-24-90
083132-01-000	EA SWITCH-POWER WINDOW
077000-01-000	EA SOCKET ASM-V.8" PIGTAIL LEADS
077026-01-000	EA LENS-COURTESY LIGHT, CLEAR
079370-04-000	FT COVER-SCREW, WINDOW - VINYL - BLACK
080734-02-000	EA CLIP-WIRE, NYLON
081243-02-000	EA CLIP-SCREEN, PLASTIC - BLACK
035302-01-000	EA OPERATOR-SLANT-TORQUE RT
089913-01-000	EA HINGE-TIPOUT WDO, BLACK
092628-01-01A	EA MULLION-DOOR WINDOW BLACK
092632-02-Y10	EA FRAME ASM-WINDOW, TIPOUT
095889-02-000	EA BRACKET-TORQUE TUBE/OPER
095954-01-Y12	EA SCREEN ASM-SINGLE TIPOUT
086259-04-000	EA MIRROR-REMOTE HEAT, WARM & MIRRORS - PRE-WIRED - PASSENGER
086259-04-700	EA GLASS ONLY CONVEX HEATED RH
086259-04-701	EA GLASS ONLY FLAT HEATED RH
086259-05-000	EA MIRROR-REMOTE HEAT, WARM & MIRRORS - PRE-WIRED - DRIVER
086259-05-700	EA GLASS-MIRROR, HEATED CONVEX - DRIVER SIDE
086259-05-701	EA GLASS-MIRROR, HEATED FLAT - DRIVER SIDE
086284-01-000	EA SPRING COMPRESSION, .44" LONG X .36" OD

1990 WINNEBAGO
TABLE OF CONTENTS

INTRODUCTION	A-01 -	A-02
A28REVIATIONS		A-03
ALPHABETICAL INDEX	A-04 -	A-06
WCN31RQ	A-07 -	F-12
WCN33RQ	F-13 -	K-18

1990 WCN33RQ INDEX

FLOOR PLAN	F-13 -	F-14
ACCESSORIES	F-15 -	G-02
BATH	G-03 -	G-06
BEDROOM	G-07 -	G-10
CHASSIS	G-11 -	G-20
C/C & PAD	G-21 -	H-04
CINETTE	H-05 -	H-08
COILERS	H-09 -	H-12
ELECTRICAL	H-13 -	H-20
EXTERIOR BODY	H-21 -	I-08
GALLEY	I-09 -	I-14
HEATING & A/C	I-15 -	I-18
INTERIOR FINISH	I-19 -	I-23
LABEL	I-24 -	J-06
LP		J-06
LOUNGE	J-10 -	J-11
SEALANTS & FASTENERS	J-12 -	J-14
WATER & SEWAGE	J-15 -	J-19
WINDOW, VENT AND EXTERIOR DOOR	J-20 -	K-18

WINDOW, VENT & EXTERIOR DOOR GROUP (CONTINUED)

WINDOW, VENT & EXTERIOR DOOR GROUP (CONTINUED)

DRIVER DOOR W/POWERED WINDOW AND MIRROR OPTION L28P

KEY PART NUMBER	U/M DESCRIPTION
M97816-03-AB6	EA DOOR-DRIVER, POWER - TIPOUT WINDOW
M97746-01-01A	EA PANEL-DOOR, INTERIOR - PLASTIC - BEIGE
000G11-07-08B	EA SCREW, 7-19 X 1/2 PPH - ZN
097308-01-01A	EA COVER-MAP POCKET, BEIGE
000039-04-00B	EA NUT-HEX, SER FLG LK 1/4 - 20 ZN
000E13-11-00B	EA WASHER-FL, 3/16" WIDE ZN
000G11-10-12D	EA SCREW, 10-16 X 3/4 PPH - BLACK
000G19-10-08/3	EA SCREW-MACH, 10-32 X 1/2 PPH ZN
000G39-06-03B	EA SCREW-SF, DR, 8-18 X 3/8 PPH ZN
000G39-10-12D	EA SCREW-SF, DR, 10-16 X 3/4 PPH - BLACK
000G50-04-12B	EA SCREW-MACH, 1/4-20 X 3/4 PPH ZN
000G54-04-20B	EA SCREW-1/4-20X1 1/4 PTH TYP 23
061400-04-000	EA STRAP-ASSIST, 12" - BLACK W/WOODGRAIN SCREW COVERS
063729-01-000	EA RT/NUT, 1/4 X 20 UNC - .030-.125
064213-01-000	EA RETAINER-CHECK STRAP, DRIVER DOOR
068927-03-000	EA SEAL-WINDOW, RUBBER - ROUND - 60" DIA - BLACK
058736-03-000	EA BEARING-.381D, SNAP IN
075671-01-000	FT SEAL-SPONGE, LAZY T SHAPE - WEATHERSTRIP ON ENTRY DOOR
100028-01-000	FT TAPE-ADHESIVE, FOAM - .75" X 216"
077000-01-000	EA SOCKET ASM-W/8" FIGTAIL LEADS
077026-01-000	EA LENS-COURTESY LIGHT, CLEAR
079570-04-000	FT COVER-SCREW, WINDOW - VINYL - BLACK
080734-02-000	EA CLIP-WIRE, NYLON
081903-02-000	EA SHAFT-MOUNTING, KNOB
081905-02-000	EA KNOB-SLIDE BOLT, BLACK
081906-02-000	EA BOLT-SLIDE
081908-01-000	EA SCREW-MACH 6-32X.62 W NYLOCK
081910-02-000	EA CHANNEL-WINDOW, SLIDING
081911-01-000	FT TAPE-GLASS SETTING, 1/16" X 1.5"
081912-02-000	EA WEATHERSTRIP-RIGID
064067-01-000	FT SEAL-E SHAPED, SPONGE - TIPOUT WINDOW - .4" X .4" - BLACK
066294-01-000	EA SPRING-COMPRESSION, .44" LONG X .36" OD
087686-01-000	EA SWITCH-HEATER, MIRROR
088246-01-000	EA SWITCH-REMOTE, MIRROR
099454-02-000	EA CHANNEL-GLASS RUN, TOP - BLACK
090340-01-000	FT SEAL-FOAM, CLOSED CELL - 1/4" X 1/2" X 50"
091255-02-000	FT SEAL-ADHESIVE BACKED FOAM, 1.5" X .18"
091968-03-000	FT TAPE-ADHESIVE, .04" X 1" WIDE
092446-02-000	EA GLASS-DOOR, ROLL UP - 27.5" X 26.3"
092752-01-Y10	EA FRAME-WINDOW, TIPOUT - INNER - 23.6" X 28"
000G39-08-08B	EA SCREW-SF, DR, 8-18 X 1/2 PPH ZN
081912-01-000	EA WEATHERSTRIP-RIGID, BLACK
082845-01-000	EA WIRE ASSEMBLY-DRIVER DOOR CONTROL PANEL
088473-08-000	EA HOUSING-PIN, 4 POSITION
093144-01-000	EA CONDUIT-WIRE, GMM 15582046
092927-01-000	EA LATCH-DRIVER DOOR, OUTER
FROM: 00-00-00 THRU: 06-24-90	
092927-01-700	EA LOCK-LEVER, BLACK
092927-01-701	EA LOCK-LEVER, CHROME
092927-01-702	EA CYLINDER-KEY, W KEY
083223-01-700	EA KEY-BLANK
102235-01-01A	EA LATCH-OUTSIDE, DRIVER DOOR - BLACK
FROM: 06-25-90 THRU: 99-99-99	
045017-11-700	EA MASTER KEY
045017-11-701	EA KEY BLANK
092927-02-000	EA LATCH-DRIVER DOOR, INSIDE
FROM: 00-00-00 THRU: 06-24-90	
102237-01-01A	EA LATCH-INSIDE, DRIVER DOOR - BLACK
FROM: 06-25-90 THRU: 99-99-99	
092927-04-000	EA LATCH-DRIVER DOOR, MECHANISM
092927-05-000	EA LATCH-DRIVER DOOR, ROD END - RH
092927-06-000	EA LATCH-DRIVER DOOR, ROD END - LEFT
092928-01-000	EA ROD-LOCK, INSIDE OF DOOR
092928-03-000	EA ROD-RELEASE, INSIDE OF DOOR
092928-04-000	EA ROD-LOCK, INSIDE OF DOOR
092970-01-000	EA GLASS-TIPOUT, 4.5" X 27.9"
092996-01-000	EA REGULATOR-POWER WINDOW
092996-01-710	EA MOTOR-POWER WINDOW, DRIVER DOOR

KEY PART NUMBER

093132-01-000
095954-01-Y12
096809-01-000
097207-01-02A
097278-01-AB6
055276-01-001
097367-01-000
077517-51-000
098030-01-000
066259-04-000
066259-04-700
066259-05-000
066259-05-700
066259-05-701
092580-01-000

DRIVER DOOR W/POWERED WINDOW AND MIRROR OPTION L28P

U/M DESCRIPTION

EA SWITCH-POWER WINDOW
EA SCREEN-SINGLE TIPOUT, 1 RADIUS CORNER - 6" X 29.2"
EA BRACKET-DEADBOLT
EA HINGE-CONTINUOUS, BEIGE
EA JAMB-DOOR
FT TUBING-STEEL, .75" X 1.5" X 288"
EA BRACKET-SUPPORT, DOOR LOCK
EA FIBERGLASS-SHEET, 29.7" X 27.9" - BEIGE - FLAT
EA STRAP-CHECK, DRIVER DOOR - BLACK
EA MIRROR-REMOTE HEAT, W/ARM & MIRRORS - PRE-WIRED - PASSENGER
EA GLASS ONLY CONVEX HEATED RH
EA GLASS ONLY FLAT HEATED RH
EA MIRROR-REMOTE HEAT, W/ARM & MIRRORS - PRE-WIRED - DRIVER
EA GLASS ONLY CONVEX HEATED LH
EA GLASS ONLY FLAT HEATED LH
EA WIRE-INSTRUMENT PANEL, REMOTE MIRROR

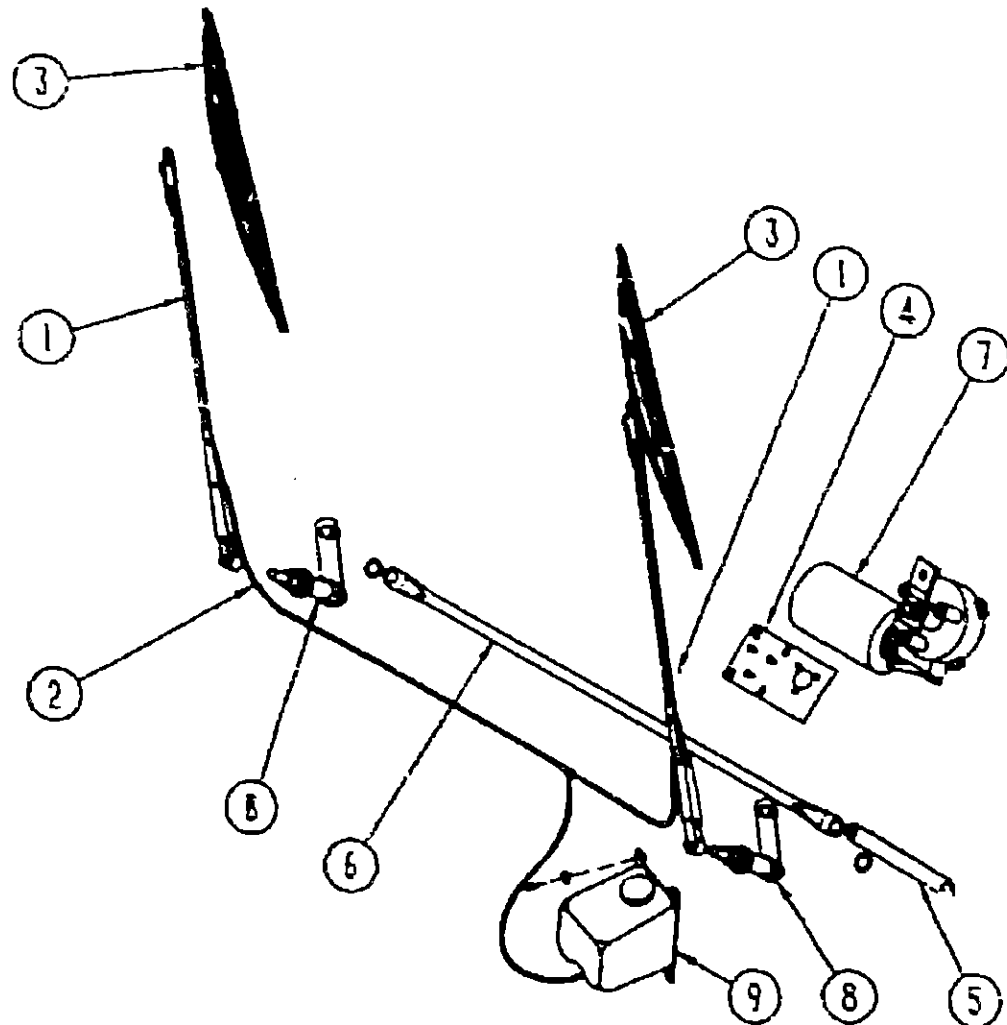
1990 WINNEBAGO TABLE OF CONTENTS

INTRODUCTION	A-01 -	A-02
ABBREVIATIONS		A-03
ALPHABETICAL INDEX	A-04 -	A-06
WCN31RQ	A-07 -	F-12
WCN33RQ	F-13 -	K-15

1990 WCN33RQ INDEX

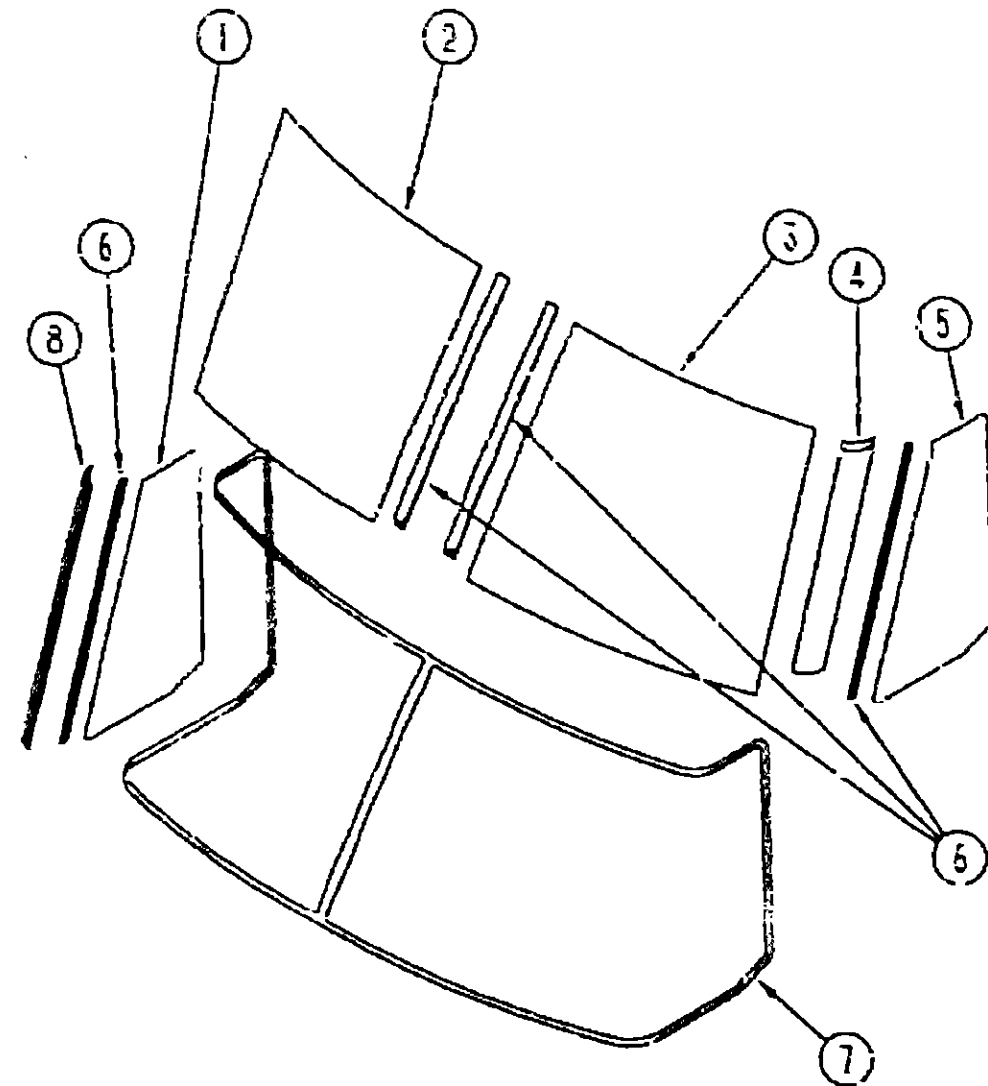
FLOOR PLAN	F-13 -	F-14
ACCESSORIES	F-15 -	G-02
BATH	G-03 -	G-06
BED ROOM	G-07 -	G-10
CHASSIS	G-11 -	G-20
C/C & PAD	G-21 -	H-04
DINETTE	H-05 -	H-08
DRIVERS	H-09 -	H-12
ELECTRICAL	H-13 -	H-20
EXTERIOR BODY	H-21 -	I-06
GALLEY	I-09 -	I-14
HEATING & A/C	I-15 -	I-18
INTERIOR FINISH	I-19 -	I-23
LABEL	I-24 -	J-08
LP		J-09
LOUNGE	J-10 -	J-11
SEALANTS & FASTENERS	J-12 -	J-14
WATER & SEWAGE	J-15 -	J-19
WINDOW, VENT AND EXTERIOR DOOR	J-20 -	K-18

WINDOW, VENT & EXTERIOR DOOR GROUP (CONTINUED)
WIPER COMPONENTS



KEY PART NUMBER	U/M	DESCRIPTION
1 095963-01-000	EA	ARM-WIPER, PANTOGRAPH - 28"
2 045794-01-000	FT	HOSE-WASHER, WINDSHIELD - 5/32" ID - BLACK
3 095964-01-000	EA	BLADE-WIPER, 24"
4 092334-01-000	EA	BRAKET-WIPER, MOTOR
5 067193-02-000	EA	LINK-CONNECTING, PASSENGER - 9.2"
6 067192-01-000	EA	LINK-DRIVER CONNECTING, W/BLACK BUSHING - 37.85"
7 096381-01-000	EA	MOTOR-WIPER, FRONT
8 096505-01-000	EA	PIVOT SHAFT
9 096526-01-000	EA	SCREW-HEX, 1/4 - 28 UNF
056000-02-000	EA	WASHER-WINDSHIELD, BOTTLE & PUMP
056000-01-700	FT	VACUUM HOSE 7/64 - 5/32
041791-01-000	FT	SEAL-VINYL, FLEX 12-CHANNEL
061603-01-000	EA	GROMMET-LAP, 5/16 ID - 3/8 HOLE - PLASTIC - BLACK
071015-21-000	EA	GROMMET-50ND, FITS .19" MATERIAL, RUBBER- SPLIT
077049-01-000	EA	NUT-ACORN, 10-32 ALUMINUM
077048-01-000	EA	SHAFT-ADAPTER, WINDSHIELD PANTOGRAPH ARM
091206-02-000	EA	CONTROL-WIPER
067188-01-000	EA	STUD-CRANK, WIPER

WINDOW, VENT & EXTERIOR DOOR GROUP (CONTINUED)



WINDSHIELDS, TRIMS & MOLDINGS

KEY PART NUMBER	U/M	DESCRIPTION
1 091953-03-000	EA	GLASS-CORNER VENT, PASSENGER
2 091215-01-000	EA	GLASS-WINDSHIELD, PASSENGER
3 091215-02-000	EA	GLASS-WINDSHIELD, DRIVER
4 091931-02-000	EA	TRIM-A-PILLAR, DR - BETWEEN WINDSHIELD & VENT GLASS - BLK
5 091953-04-000	EA	GLASS-CORNER VENT, DRIVER
6 098798-01-000	EA	CHANNEL-RIGID, WINDSHIELD - .38" - PVC
7 091966-01-000	EA	MOLDING-REVEAL, WINDSHIELD - SURROUNDS BOTH WINDSHIELDS
8 091901-01-000	EA	TRIM-A-PILLAR, PASS - BETWEEN WINDSHIELD & VENT GLASS - BLK
002328-02-000	EA	BLOCK-WINDSHIELD, .062" X .5" X .98"
091969-01-000	EA	FRAME-WINDSHIELD, LOWER - INNER - PASSENGER
091969-02-000	EA	FRAME-WINDSHIELD, LOWER - INNER - DRIVER
040921-04-000	EA	NUT-SPEED, U TYPE - NO. 8 - .59" LENGTH X .44" WIDTH
040921-05-000	EA	NUT-SPEED, U TYPE - NO. 8 - .67" LENGTH X .44" WIDTH
040921-06-000	EA	NUT-SPEED, U TYPE - NO. 8 - .57" LENGTH X .63" WIDTH

1990 WINNEBAGO TABLE OF CONTENTS		
INTRODUCTION	A-01 -	A-02
ABBREVIATIONS		A-03
ALPHABETICAL INDEX	A-04 -	A-06
WCN31RQ	A-07 -	F-12
WCN33RQ	F-13 -	K-18

1990 WCN33RQ INDEX		
FLOOR PLAN	F-13 -	F-14
ACCESSORIES	F-15 -	G-02
BATH	G-03 -	G-06
BEDROOM	G-07 -	G-10
CHASSIS	G-11 -	G-20
C.C. & PAD	G-21 -	H-04
DINETTE	H-05 -	H-08
DRIVERS	H-09 -	H-12
ELECTRICAL	H-13 -	H-20
EXTERIOR BODY	H-21 -	I-08
GALLEY	I-09 -	I-14
HEATING & A/C	I-15 -	I-18
INTERIOR FINISH	I-19 -	I-23
LABEL	I-24 -	J-08
LP		J-09
LOUNGE	J-10 -	J-11
SEALANTS & FASTENERS	J-12 -	J-14
WATER & SEWAGE	J-15 -	J-19
WINDOW, VENT AND EXTERIOR DOOR	J-20 -	K-18