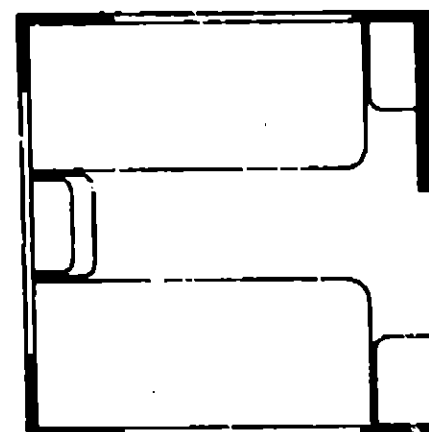
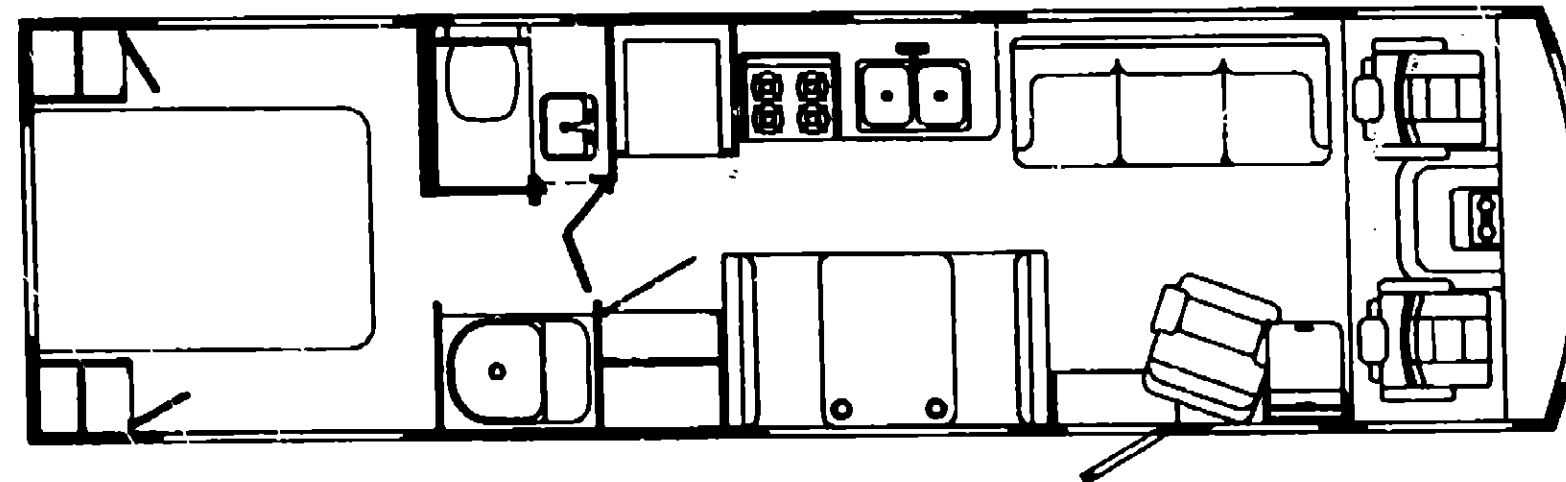



1990 WCN31RQ



1990 WINNEBAGO TABLE OF CONTENTS

INTRODUCTION	A-01 - A-02
ABBREVIATIONS	A-03
ALPHABETICAL INDEX	A-04 - A-06
WCN31RQ	A-07 - F-12
WCN33RQ	F-13 - K-18

1990 WCN31RQ INDEX

FLOOR PLAN	A-07 - A-08
ACCESSORIES	A-09 - A-20
BATH	A-21 - A-24
BEDROOM	B-01 - B-04
CHASSIS	B-05 - B-14
C C & PAD	B-15 - B-22
DINETTE	B-23 - C-02
DRIVERS	C-03 - C-06
ELECTRICAL	C-07 - C-14
EXTERIOR BODY	C-15 - D-02
GALLEY	D-03 - D-08
HEATING & AC	D-09 - D-12
INTERIOR FINISH	D-13 - D-17
LABEL	D-18 - E-02
LP	E-03
LOUNGE	E-04 - E-05
SEALANTS & FASTENERS	E-06 - E-08
WATER & SEWAGE	E-09 - E-13
WINDOW, VENT AND EXTERIOR DOOR	E-14 - F-12

ACCESSORIES GROUP

POWER MIRROR OPTION L28P

KEY PART NUMBER	U/M DESCRIPTION
082880-01-000	EA WIRE-IP, REMOTE MIRROR
086259-04-000	EA MIRROR-REMOTE HEAT, W/ARM & MIRRORS - PRE-WIRED - PASSENGER
086259-05-000	EA MIRROR-REMOTE HEAT, W/ARM & MIRRORS - PRE-WIRED - DRIVER
086260-01-000	EA MIRROR-W/CONVEX, PASSENGER
086260-02-000	EA MIRROR-W/CONVEX, DRIVER
086260-03-000	EA ACCESSORY KIT-MIRROR, EXTENSION

REAR VIEW TELEVISION OPTION

KEY PART NUMBER	U/M DESCRIPTION
093040-01-000	EA TELEVISION SYSTEM-REAR VIEW, SONY FROM: 00-00-00 THRU: 01-06-91
093040-01-700	EA CAMERA ONLY
093040-01-701	EA MONITOR 6" W/BRKT & WIRE HARNESS
093040-01-702	EA CAMERA & HOUSING
093040-04-000	EA TELEVISION SYSTEM-REAR VIEW FROM: 01-07-91 THRU: 99-99-99
093041-01-000	EA CABLE-MONITOR/CAMERA, INTERNAL USE
093041-02-000	EA CABLE-MONITOR/CAMERA, EXTERNAL USE
093071-01-000	FT TAPE-BONDING, DOUBLE SIDED - 1/64" X 2"
092881-01-000	EA WIRE-INSTRUMENT PANEL, REAR MONITOR - CHEVY
062037-01-000	EA HOUSING-AUTO FUSE, NATURAL - CHEVY
094001-01-000	EA CLAMP-CAMERA
099325-01-000	EA BRACKET-CAMERA, ADJUSTABLE
009063-01-000	EA HINGE-CONTINUOUS, 1 1/2" X 72"
088474-09-000	EA HOUSING-SOCKET - FORD
088476-01-000	EA SOCKET-CONNECTOR - FORD
093221-01-000	EA LENS-REAR, MONITOR SHROUD FROM: 00-00-00 THRU: 12-31-89
099288-01-000	EA LENS-REAR, MONITOR SHROUD FROM: 01-01-90 THRU: 99-99-99
093957-01-01A	EA SHROUD-TV, BEIGE FROM: 00-00-00 THRU: 12-31-89
093957-02-01A	EA SHROUD-TV, BEIGE FROM: 01-01-90 THRU: 05-06-90
096717-01-000	EA WIRE ASM-REAR MONITOR, UPPER
099305-01-000	EA SPRING-COMPRESSION FROM: 01-01-90 THRU: 99-99-99
096719-01-000	EA WIRE ASM-BACKUP LAMP, GM
100319-01-000	EA RETAINER-LENS, CAMERA

STANDARD RADIO COMPONENTS

KEY PART NUMBER	U/M DESCRIPTION
074979-01-000	EA COVER-SPEAKER, 8" X 9" - BEIGE FROM: 00-00-00 THRU: 09-03-90
074979-09-000	EA COVER-SPEAKER, 8" X 9" - LIGHT OAK FROM: 09-04-90 THRU: 99-99-99
097460-01-000	EA RADIO-AM/FM STEREO/CASSETTE, SONY XR-300 REPLACED BY 097460-02-000 FROM: 00-00-00 THRU: 07-22-90
097460-02-000	EA RADIO-AM/FM STEREO/CASSETTE, SONY XR-4147 THIS RADIO REPLACES THE SONY XR-300 RADIO FROM: 07-23-90 THRU: 99-99-99
097620-03-000	EA MOUNTING KIT-RADIO, SONY
100014-01-000	EA BRACKET-RADIO, SONY

AM/FM/CASSETTE RADIO - ELECTRONIC TUNE

KEY PART NUMBER	U/M DESCRIPTION
073741-03-000	EA SPEAKER-RADIO, OVAL - AUDIOVOX 110-2074 - 4" X 6"
073741-04-000	EA GRILLE-SPEAKER, OVAL - 4" X 6" - BLACK
097459-01-000	EA RADIO-AM/FM STEREO, CASSETTE - AUDIOVOX IM-DXA
099998-01-000	EA BRACKET-RADIO, AUDIOVOX
097621-01-000	EA MOUNTING KIT-RADIO, AUDIOVOX WMK-AB01 - CHEVY

ACCESSORIES GROUP (CONTINUED)

REAR STEREO

KEY PART NUMBER	U/M DESCRIPTION
090862-01-000	EA BRACKET-HAT, ANTENNA
090944-01-000	EA ANTENNA-RADIO, 16" RUBBER
089340-01-000	EA GRILLE-SPEAKER, 6.5" SQUARE FROM: 00-00-00 THRU: 09-09-90
089340-02-000	EA GRILLE-SPEAKER 6.5" SQUARE FROM: 09-10-90 THRU: 99-99-99
097153-01-000	EA RADIO-AM/FM STEREO, CASSETTE FROM: 00-00-00 THRU: 12-09-90
103698-01-000	EA RADIO-AM/FM STEREO CASSETTE FROM: 12-10-90 THRU: 03-15-91
094057-01-000	EA SPEAKER-5.25 DIA W/O GRILLE

VACUUM CLEANER OPTION L22T

KEY PART NUMBER	U/M DESCRIPTION
092304-01-000	EA VACUUM CLEANER - #HP-10-1 DELUXE
092304-01-700	EA BAGS-VACUUM CLEANER, 6 IN BAG - #HP-4908
092304-02-000	EA TOOLS-CLEANING SET, VACUUM CLEANER - #HP-6346
092304-02-700	EA BRUSH-HAND POWER, VACUUM CLEANER - #HP-6970
092304-02-701	EA DUSTING TOOL-VACUUM CLEANER, #HP-1142
092304-02-702	EA RUG TOOL-VACUUM CLEANER, #HP-4982
092304-02-703	EA CREVICE TOOL-VACUUM CLEANER, #HP-1141
092304-02-704	EA MOTOR-VACUUM CLEANER, #HP-5098

TV AND VCR SWITCHING SYSTEM

KEY PART NUMBER	U/M DESCRIPTION
086757 01 000	EA CONTROL CENTER-SWITCHING FROM: 00-00-00 THRU: 06-03-90
086757-02-000	EA CONTROL CENTER-SWITCHING FROM: 06-04-90 THRU: 04-10-91
086757-03-000	EA CONTROL CENTER-SWITCHING FROM: 04-11-91 THRU: 99-99-99
086777-03-000	EA PLATE-WALL, ANTENNA-POWER, IVORY
076319-03-000	FT CABLE-COAXIAL, 75 OHM
076319-12-000	EA CONNECTOR-COAXIAL, ONE PIECE
076319-04-000	EA CONNECTOR W/FERRULE
093214 01 01A	EA GRILL-SPEAKER 4" BLACK FROM: 10-02-89 THRU: 10-29-89
093214 01 02A	EA GRILL-SPEAKER 4" BROWN FROM: 10-30-89 THRU: 99-99-99
098446-01-000	EA VCR-VHS-CABLE READY - REMOTE - MAGNAVOX VR9815 FROM: 00-00-00 THRU: 09-24-90
098446-02-000	EA VCR-VHS, CABLE READY - REMOTE - MAGNAVOX VR9912 FROM: 09-25-90 THRU: 99-99-99
091258 03 000	EA TV-13" COLOR FROM: 06-08-89 THRU: 10-01-89
068447 01 000	EA TV-13" COLOR REMOTE U.S.A. MAGNAVOX RX4029WA FROM: 10-02-89 THRU: 06-23-91
098447 03 000	EA TV-13" COLOR REMOTE U.S.A. MAGNAVOX RR1337W FROM: 06-24-91 THRU: 99-99-99
098447-01-700	EA REMOTE
098447-02-000	EA TV-13", COLOR W/REMOTE - CANADIAN - MAGNAVOX XK4029CH
098447-01-000	EA TV-13", COLOR W/REMOTE - U.S. - MAGNAVOX RX4029WA
098447-01-700	EA REMOTE
098447-02-000	EA TV-13", COLOR W/REMOTE - CANADIAN - MAGNAVOX XK4029CH
098447-01-700	EA REMOTE-TV, MAGNAVOX 0822338
098819-01-000	EA SPEAKER-2 WATT, 8 OHM - 4"
099030-01-000	EA WIRE-SPEAKER, TV
099637-01-000	EA GROMMET
099717-02-000	EA TIEDOWN, TV
076319-09-000	EA WALLPLATE-TV RECEPTACLE - BROWN
098447-01-700	EA REMOTE-TV, MAGNAVOX 0822338
098819-01-000	EA SPEAKER-2 WATT, 8 OHM - 4" - US
099030-01-000	EA WIRE-SPEAKER, TV
099637-01-000	EA GROMMET
099717-02-000	EA TIEDOWN, TV
086756-01-000	EA SPLITTER-TV, 2 WAY
076319-03-000	FT CABLE-COAXIAL, 75 OHM
076319-04-000	EA CONNECTOR W/FERRULE
076319-12-000	EA CONNECTOR-COAXIAL, ONE PIECE

1990 WINNEBAGO TABLE OF CONTENTS

INTRODUCTION	A-01 -	A-02
ABBREVIATIONS		A-03
ALPHABETICAL INDEX	A-04 -	A-06
WCN31RQ	A-07 -	F-12
WCN33RQ	F-13 -	K-18

1990 WCN31RQ INDEX

FLOOR PLAN	A-07 -	A-09
ACCESSORIES	A-09 -	A-20
BATH	A-21 -	A-24
BEDROOM	B-01 -	B-04
CHASSIS	B-05 -	B-14
C & PAD	B-15 -	B-22
DINETTE	B-23 -	C-02
DRIVERS	C-03 -	C-08
ELECTRICAL	C-07 -	C-14
EXTERIOR BODY	C-15 -	D-02
GALLEY	D-03 -	D-08
HEATING & AC	D-09 -	D-12
INTERIOR FINISH	D-13 -	D-17
LABEL	D-18 -	E-02
LP		E-03
LOUNGE	E-04 -	E-05
SEALANTS & FASTENERS	E-06 -	E-08
WATER & SEWAGE	E-09 -	E-13
WINDOW, VENT AND		
EXTERIOR DOOR	E-14 -	F-12

ACCESSORIES GROUP (CONTINUED)

FORD WHEEL COVERS

KEY PART NUMBER	U/M DESCRIPTION
098532-01-000	EA COVER-WHEEL, FORD - SET OF 4 - 16"
098532-01-701	EA COVER-WHEEL, FORD - 1 EACH ONLY - 16"
098532-01-700	EA COVER-LUG NUT, FORD - CHROME

STAINLESS STEEL WHEEL LINERS - 16" - FORD

KEY PART NUMBER	U/M DESCRIPTION
091209-08-000	EA LINER-WHEEL, SET OF 4 - 16" - FORD
091209-08-700	EA FRONT SIMULATOR
091209-08-701	EA REAR SIMULATOR
091209-08-702	EA REAR AXLE COVER
091209-08-703	EA LUG NUT COVER
095012-03-000	EA EXTENSION-VALVE STEM, DUAL WHEEL

STAINLESS STEEL WHEEL LINERS OPTION L63K- 19.5" - CHEVY

KEY PART NUMBER	U/M DESCRIPTION
077030-02-000	EA EXTENSION-VALVE STEM, 1.25"
091209-01-000	EA LINER-WHEEL, SET OF 4 - 19.5" - GM - KAPER II
091209-01-700	EA SIMULATOR-FRONT WHEEL EA-1
091209-01-701	EA SIMULATOR-REAR WHEEL EA-1
091209-01-702	EA COVER-FRONT AXLE
091209-01-703	EA REAR AXLE COVER
091209-01-704	EA COVER-LUG NUT
095012-01-000	EA EXTENSION-VALVE STEM, DUAL WHEEL

WHEEL COVERS, CHEVY

KEY PART NUMBER	U/M DESCRIPTION
083181-03-700	EA COVER-WHEEL, 19.5" - 1 ONLY
083181-04-702	EA NUT-COVER F/19.5" & 16.5"
083181-04-703	EA CAP CTR CHROME
083181-04-000	EA RETAINERS-WHEEL COVER - 19.5" - SET OF 4
	FROM: 00-00-00 THRU: 04-02-89
083181-12-000	EA RETAINER-4/SET, 19.5" - CHEVY - DEL-MET
	FROM: 04-03-89 THRU: 99-99-99
083181-04-700	EA RETAINER F/19.5" FRONT (1) ONLY
083181-04-701	EA RETAINER F/19.5" REAR (1) ONLY
	PIECE PARTS PROVIDED EARLIER

TV ANTENNA

KEY PART NUMBER	U/M DESCRIPTION
076319-01-000	EA ANTENNA-TV, ROOF MOUNT - 44.5" MAST - RVA W02
076319-06-000	EA ADAPTER-CABLE ROOF PLATE, WINEGARD RPJ-1
076319-11-000	EA ADAPTER-COAX WITH SPLITTER WINEGARD MSJ-6

AUXILIARY DEFROSTER FANS W/CWITCH

KEY PART NUMBER	U/M DESCRIPTION
097372-03-01A	EA SWITCH-ON-OFF-ON
000G39-08-248	EA SCREW-SF/DR, 8-18 X 1 1/2 PPH ZN
036420-02-000	EA FAN-DEFROSTER, 2 SPEED - 6" DIAMETER

ACCESSORIES GROUP (CONTINUED)

MISCELLANEOUS COMPONENTS

KEY PART NUMBER	U/M DESCRIPTION
054185-35-000	EA MANUAL-OPERATORS, 1990 CHIEFTAIN
092318-01-000	EA BINDER-3 RING, MOTOR HOME MANUAL
092319-01-000	EA POCKET PAGE-3 RING BINDER, PLASTIC
098084-03-000	EA CASSETTE-WINNEBAGO CHIEFTAIN
072852-01-000	EA DETECTOR-SMOKE, W/9 VOLT BATTERY
094499-01-000	EA EXTINGUISHER-FIRE, DRY W/MOUNTING BRACKET - 10 BC
094499-01-700	EA BRACKET-MOUNTING, W/PLASTIC STRAP - FIRE EXTINGUISHER
094651-01-01A	EA HOLDER-RECESSED, FIRE EXTINGUISHER - PLASTIC - LIGHT OAK

CHROME ROOF AIR HORN OPTION L36R

KEY PART NUMBER	U/M DESCRIPTION
077497-01-000	EA HORN KIT-AIR, CHROMED, TWIN
077497-01-700	EA SOLENOID-AIR TANK
077497-01-701	EA SWITCH-COMPRESSOR
077497-01-702	EA SWITCH, TOGGLE W/WIRE
077497-01-703	EA TANK-AIR
077497-01-704	EA COMPRESSOR W/SWITCH
077497-01-705	EA REPAIR KIT F/HADLEY 120 COMP
077497-01-706	EA VALVE & HEAD REPAIR F/COMP.
077497-01-707	EA BELT & SCREW COVER F/COMP
077497-01-708	EA FILTER & MTG HDWE F/COMP.
077497-01-709	EA PLUNGER & SPRING F/SOLENOID
077497-02-000	EA HOSE KIT-AUX AIR
077497-03-000	EA PARTS KIT-HOSE, AUX AIR
071390-04-000	FT TUBING-AIR BRAKE 1/4 CD BLK
077497-05-000	EA COMPRESSOR/TANK/SOLENOID KIT
081404-01-000	EA BRACKET-MOUNTING, COMPRESSOR
093258-01-000	EA WIRE ASM-IP, HORN-FCG LMP
093392-01-000	EA BRACKET-TANK, AIRHORN
093654-02-000	EA CIRCUIT BREAKER-15 AMP
097372-01-01A	EA SWITCH-SPST, ON-OFF
097372-06-01A	EA SWITCH-BLANK
077497-02-000	EA HOSE KIT-AUX AIR
077497-06-000	EA HORN KIT-AIR, CHROME, TWIN
078239-01-000	EA PLATE-LABEL, HORN
081406-01-000	EA BLOCK-MOUNTING, AIR HORNS
M02150-01-000	EA AIR HORNS MOUNTING ASM
081407-01-000	EA PLATE-MOUNTING, AIR HORNS

ELECTRIC ENTRY STEP

KEY PART NUMBER	U/M DESCRIPTION
094707-01-01A	EA STEP-DOUBLE, ENTRANCE - ELEC TRIC
094707-01-700	EA CONTROL UNIT, KWIKEE 8310
088746-01-700	EA MOTOR
088746-01-702	EA GEAR-ALL MODELS, KWIKEE 9038
088746-01-703	EA BRACKET, MOTOR BEARING, KWIKEE 7040
088746-01-704	EA LINKAGE ASM
088746-01-707	EA PIN-CLEVIS, ALL MODELS - KWIKEE V 9017
088746-01-708	EA PIN-HAIR, KWIKEE 9018
088746-01-705	EA LIGHT-UNDER STEP, KWIKEE 9004
088746-01-706	EA SWITCH-KILL, KWIKEE 9016
094707-01-701	EA SWITCH-DOOR JAMB, PLASTIC - KWIKEE - 9316

SQUEEGEE

KEY PART NUMBER	U/M DESCRIPTION
091952-01-000	EA CLIP-GRIPPER, 1" FROM: 00-00-00 THRU: 05-26-90
091952-02-000	EA CLIP-GRIPPER, 3/4" FROM: 05-27-90 THRU: 99-99-99
091955-02-000	EA SQUEEGEE-EXTENDED HANDLE
093527-01-000	EA BRACKET-SQUEEGEE

1990 WINNEBAGO
TABLE OF CONTENTS

INTRODUCTION	A-01 -	A-02
ABBREVIATIONS		A-03
ALPHABETICAL INDEX	A-04 -	A-06
WCN31RQ	A-07 -	F-12
WCN33RQ	F-13 -	K-18

1990 WCN31RQ INDEX

FLOOR PLAN	A-07 -	A-08
ACCESSORIES	A-09 -	A-20
BATH	A-21 -	A-24
BEDROOM	B-01 -	B-04
CHASSIS	B-05 -	B-14
C C & PAD	B-15 -	B-22
DINETTE	B-23 -	C-02
DRIVERS	C-03 -	C-06
ELECTRICAL	C-07 -	C-14
EXTERIOR BODY	C-15 -	D-02
GALLEY	D-03 -	D-08
HEATING & AC	D-09 -	D-12
INTERIOR FINISH	D-13 -	D-17
LABEL	D-18 -	E-02
LP		E-03
LOUNGE	E-04 -	E-05
SEALANTS & FASTENERS	E-06 -	E-08
WATER & SEWAGE	E-09 -	E-13
WINDOW, VENT AND		
EXTERIOR DOOR	E-14 -	F-12

ACCESSORIES GROUP (CONTINUED)

GENERATOR-KOHLER, 4.5 KW - US OPTION L350 - CHEVY & FORD

KEY PART NUMBER	U/M	DESCRIPTION
007125-03-000	EA	CLAMP-MUFFLER - 1.5" DIA
007125-04-000	EA	CLAMP-MUFFLER, 1.1" DIA
008289-01-000	EA	BOX-ELECTRIC, STEEL - 1/2" AND 3/4" KNOCKOUTS - 4" X 4"
008294-01-000	EA	COVER-ELECTRICAL BOX, STEEL/BLANK - 4" X 4" - GRAY
083152-10-000	EA	PIPE-EXHAUST, GENERATOR - 1.4" DIA X 7.9" X 22"
093590-02-000	EA	MUFFLER-GENERATOR
093740-01-000	EA	GENERATOR-KOHLER, 4500KW - 4.5CKM21
008054-02-000	EA	CORD-POWER, 10-3 - 30AMP - 33'
000G11-08-08B	EA	SCREW, 8-18 X 1/2 PPH ZN
000G67-10-12B	EA	SCREW, 10-12 X 3/4 - PPH ZN
008001-01-000	FT	WIRE-10AWG, STRAND - WHITE
008026-01-000	FT	WIRE-12/2, ROMEX - W/GROUND
008311-01-000	EA	CONNECTOR-WIRE NUT, INSULATED - RED
008314-01-000	EA	CONNECTOR-WIRE NUT, INSULATED - GRAY
008328-01-000	EA	TERMINAL-RING, 12/10 WIRE - #10 STUD FIT
008331-01-000	EA	TERMINAL-RING, TONGUE - #4 WIRE - 3/8" STUD - COPPER
008353-01-000	EA	CONNECTOR-CABLE CLAMPING, 3/8"
008355-01-000	EA	CONNECTOR-CABLE CLAMPING, 3/4"
008356-01-000	EA	CONNECTOR-PLASTIC, 3/8" AVG
024924-02-000	EA	RECEPTACLE-POWER CORD, W/PARTIAL PLATE
041953-01-000	FT	CONDUIT-CONVOLUTE SLIT .50ID
067762-01-000	EA	CONVERTER-40 AMP, W/CHARGER - TRIAD TU-740-2
069238-01-000	EA	COVER-ELECTRICAL BOX, W/HOLE - 4" X 4" - GRAY USED WITH 30 OR 50 AMP RECEPTACLE
073937-03-000	EA	SWITCH-ROTARY SELECTOR, 3 DECK - A/C - CA20-USA892
073937-01-700	EA	KNOB-ROTARY SWITCH-A/C SEL
074890-01-000	EA	BOX-EXTENSION, STEEL - OPEN SIDES - 4" X 4" X 1 1/2"
074897-01-000	EA	COVER-ELECTRIC BOX, 1 LARGE & 2 SMALL HOLES - 4" X 4"
083209-03-000	EA	CIRCUIT BREAKER-15/20AMP, 120V - BW - D-15/20
083209-05-000	EA	CIRCUIT BREAKER-20A, 120V - BW J-20
083209-06-000	EA	CIRCUIT BREAKER-30/15 AMP, 120V - BW D-30/15
091213-01-000	EA	BOX-CIRCUIT BREAKER- W/KNOCKOUTS - 5.3" X 11.8" X 2.5"
000C26-04-10B	EA	BOLT-HEX, SER FLG - 1/4-20 X 5/8 ZINC
000D14-05-00B	EA	NUT-HEX, 5/16-18 - ZN 5
000D39-04-00B	EA	NUT-HEX, SER FLG LK 1/4 - 20 ZN
000D39-05-00B	EA	NUT-HEX, SER FLG LK - 5/16 - 18 ZN
007125-03-000	EA	CLAMP-MUFFLER - 1.5" DIA
007131-01-000	EA	HANGER-TAILPIPE
008311-01-000	EA	CONNECTOR-WIRE NUT, INSULATED - RED
024976-01-000	EA	SWITCH-GENERATOR, W/O CIRCUIT BOARD
041480-01-000	EA	CONNECTOR-STRAIGHT, 1/2" FLEX CONDUIT
031035-01-000	EA	GAUGE-HOURLMETER
081087-01-000	EA	LIGHT ASM-INDICATOR
097372-04-01A	EA	SWITCH-MOMENTARY-OFF-MOMENTARY
077353-09-000	EA	SHROUD-INSTRUMENT PANEL CLUSTER, GENERATOR

GENERATOR-KOHLER, 4.5 KW - CANADIAN OPTION L350 - CHEVY & FORD
SAME AS U.S. OPTION EXCEPT FOR THE FOLLOWING

KEY PART NUMBER	U/M	DESCRIPTION
008289-02-000	EA	BOX-ELECTRICAL, 4" X 4" - 1/2" & 3/4" KNOCKOUTS - CANADIAN
008294-02-000	EA	COVER-ELECTRICAL BOX, BLANK STEEL - 4" X 4" - CANADIAN
008052-01-000	EA	CORD-POWER, 10/3 - 30 AMP - 25' - CANADIAN
067762-02-000	EA	CONVERTER-40AMP, W/CHARGER - TRIAD TU-840-2
083210-02-000	EA	CIRCUIT BREAKER-GFI, 15A - 120V - BW U-15
093257-01-000	EA	BOX-ELECTRICAL, CIRCUIT BREAKER

ACCESSORIES GROUP (CONTINUED)

GENERATOR-KOHLER, 7 KW - US OPTION L37M - CHEVY & FORD

KEY PART NUMBER	U/M	DESCRIPTION
007125-03-000	EA	CLAMP-MUFFLER - 1.5" DIA
007125-04-000	EA	CLAMP-MUFFLER, 1.1" DIA
008289-01-000	EA	BOX-ELECTRIC, STEEL - 1/2" AND 3/4" KNOCKOUTS - 4" X 4"
008294-01-000	EA	COVER-ELECTRICAL BOX, STEEL/BLANK - 4" X 4" - GRAY
083152-05-000	EA	PIPE-EXHAUST, GENERATOR - ONAN - 1.3" OD X 4.9" X 55.1"
093547-01-000	EA	GENERATOR-KOHLER, 7KW - OCKM21
093590-04-000	EA	MUFFLER-GENERATOR, 7KW - KOHLER
083152-05-000	EA	PIPE-EXHAUST, GENERATOR
008054-02-000	EA	CORD-POWER, 10-3 - 30AMP - 33'
000G11-08-08B	EA	SCREW, 8-18 X 1/2 PPH ZN
000G11-10-16B	EA	SCREW, 10-16 X 1 - PPH ZN
000G67-10-12B	EA	SCREW, 10-12 X 3/4 - PPH ZN
008026-01-000	FT	WIRE-12/2, ROMEX - W/GROUND
008311-01-000	EA	CONNECTOR-WIRE NUT, INSULATED - RED
008314-01-000	EA	CONNECTOR-WIRE NUT, INSULATED - GRAY
008328-01-000	EA	TERMINAL-RING, 12/10 WIRE - #10 STUD FIT
008331-01-000	EA	TERMINAL-RING, TONGUE - #4 WIRE - 3/8" STUD - COPPER
008353-01-000	EA	CONNECTOR-CABLE CLAMPING, 3/8"
008355-01-000	EA	CONNECTOR-CABLE CLAMPING, 3/4"
008356-01-000	EA	CONNECTOR-PLASTIC, 3/8" AVG
024924-02-000	EA	RECEPTACLE-POWER CORD, W/PARTIAL PLATE
041953-01-000	FT	CONDUIT-CONVOLUTE SLIT, 1/2" ID
067762-01-000	EA	CONVERTER-40 AMP, W/CHARGER - TRIAD TU-740-2
069238-01-000	EA	COVER-ELECTRICAL BOX, W/HOLE - 4" X 4" - GRAY USED WITH 30 OR 50 AMP RECEPTACLE
073937-03-000	EA	SWITCH-ROTARY SELECTOR, 3 DECK - A/C - CA20-USA892
073937-01-700	EA	KNOB-ROTARY SWITCH-A/C SEL
074890-01-000	EA	BOX-EXTENSION, STEEL - OPEN SIDES - 4" X 4" X 1 1/2"
074897-01-000	EA	COVER-ELECTRIC BOX, 1 LARGE & 2 SMALL HOLES - 4" X 4"
083209-03-000	EA	CIRCUIT BREAKER-15/20AMP, 120V - BW - D-15/20
083209-05-000	EA	CIRCUIT BREAKER-20A, 120V - BW J-20
083209-06-000	EA	CIRCUIT BREAKER-30/15 AMP, 120V - BW D-30/15
091213-01-000	EA	BOX-CIRCUIT BREAKER- W/KNOCKOUTS - 5.3" X 11.8" X 2.5"
000C26-04-10B	EA	BOLT-HEX, SER FLG - 1/4-20 X 5/8 ZINC
000D14-05-00B	EA	NUT-HEX, 5/16-18 - ZN 5
000D39-04-00B	EA	NUT-HEX, SER FLG LK 1/4 - 20 ZN
000C39-05-00B	EA	NUT-HEX, SER FLG LK - 5/16 - 18 ZN
007131-01-000	EA	HANGER-TAILPIPE
024976-01-000	EA	SWITCH-GENERATOR, W/O CIRCUIT BOARD
041480-01-000	EA	CONNECTOR-STRAIGHT, 1/2" FLEX CONDUIT
088238-01-000	EA	COVER-A/C SELECTOR SWITCH FOR FRONT OR REAR
031035-01-000	EA	GAUGE-HOURLMETER
081087-01-000	EA	LIGHT ASM-INDICATOR
097372-04-01A	EA	SWITCH-MOMENTARY-OFF-MOMENTARY
077353-09-000	EA	SHROUD-INSTRUMENT PANEL CLUSTER, GENERATOR
007063-01-000	FT	HOSE-GAS 1/4" ID X 1/2" OD

GENERATOR-KOHLER, 7 KW - CANADIAN OPTION L37M - CHEVY & FORD
SAME AS U.S. OPTION EXCEPT FOR THE FOLLOWING

KEY PART NUMBER	U/M	DESCRIPTION
008289-02-000	EA	BOX-ELECTRICAL, 4" X 4" - 1/2" & 3/4" KNOCKOUTS - CANADIAN
008294-02-000	EA	COVER-ELECTRICAL BOX, BLANK STEEL - 4" X 4" - CANADIAN
083151-01-000	EA	MUFFLER-GENERATOR, ONAN - 1.6" OD
008289-02-000	EA	BOX-ELECTRICAL, 4" X 4" - 1/2" & 3/4" KNOCKOUTS - CANADIAN
067762-02-000	EA	CONVERTER-40AMP, W/CHARGER - TRIAD TU-840-2

1990 WINNEBAGO

TABLE OF CONTENTS

INTRODUCTION	A-01 -	A-02
ABBREVIATIONS		A-03
ALPHABETICAL INDEX	A-04 -	A-06
WCN31RQ	A-07 -	F-12
WCN33RQ	F-13 -	K-18

1990 WCN31RQ INDEX

FLOOR PLAN	A-07 -	A-08
ACCESSORIES	A-09 -	A-20
BATH	A-21 -	A-24
BEDROOM	B-01 -	B-04
CHASSIS	B-05 -	B-14
C C & PAD	B-15 -	B-22
DINETTE	B-23 -	C-02
DRIVERS	C-03 -	C-06
ELECTRICAL	C-07 -	C-14
EXTERIOR BODY	C-15 -	D-02
GALLEY	D-03 -	D-08
HEATING & A/C	D-09 -	D-12
INTERIOR FINISH	D-13 -	D-17
LABEL	D-18 -	E-02
LP		E-03
LOUNGE	E-04 -	E-05
SEALANTS & FASTENERS	E-06 -	E-08
WATER & SEWAGE	E-09 -	E-13
WINDOW, VENT AND		
EXTERIOR DOOR	E-14 -	F-12

ACCESSORIES GROUP (CONTINUED)

GENERATOR-ONAN, 3.5 KW - EXPORT OPTION L383

KEY PART NUMBER	U/M	DESCRIPTION
007125-03-000	EA	CLAMP-MUFFLER - 1.5" DIA
007125-04-000	EA	CLAMP-MUFFLER, 1.1" DIA
008289-01-000	EA	BOX-ELECTRIC, STEEL - 1/2" AND 3/4" KNOCKOUTS - 4" X 4"
008294-01-000	EA	COVER-ELECTRICAL BOX, STEEL/BLANK - 4" X 4" - GRAY
100974-04-000	EA	GENERATOR-4.0 KW EMERALD PLUS, ONAN
083152-04-000	EA	PIPE-EXHAUST, GENERATOR
093590-02-000	EA	MUFFLER-GENERATOR
008054-01-000	EA	CORD-POWER, 10/3 WIRE - 30 AMP - 25'
000G11-08-088	EA	SCREW, 8-18 X 1/2 PPH ZN
000G67-10-128	EA	SCREW, 10-12 X 3/4 - PPH ZN
008001-01-000	FT	WIRE-10AWG, STRAND - WHITE
008026-01-000	FT	WIRE-12/2, ROMEX - W/GROUND
008311-01-000	EA	CONNECTOR-WIRE NUT, INSULATED - RED
008314-01-000	EA	CONNECTOR-WIRE NUT, INSULATED - GRAY
008328-01-000	EA	TERMINAL-RING, 12/10 WIRE - #10 STUD FIT
008331-01-000	EA	TERMINAL-RING, TONGUE - #4 WIRE - 3/8" STUD - COPPER
008353-01-000	EA	CONNECTOR-CABLE CLAMPING, 3/8"
008355-01-000	EA	CONNECTOR-CABLE CLAMPING, 3/4"
008356-01-000	EA	CONNECTOR-PLASTIC, 3/8" AVG
024924-02-000	EA	RECEPTACLE-POWER CORD, W/PARTIAL PLATE
041953-01-000	FT	CONDUIT-CONVOLUTE SLIT, 1/2" ID
069238-01-000	EA	COVER-ELECTRICAL BOX, W/HOLE - 4" X 4" - GRAY USED WITH 30 OR 50 AMP RECEPTACLE
073937-03-000	EA	SWITCH-ROTARY SELECTOR, 3 DECK - A/C - CA20-USA892
073937-01-700	EA	KNOB-ROTARY SWITCH-A/C SEL
074890-01-000	EA	BOX-EXTENSION, STEEL - OPEN SIDES - 4" X 4" X 1 1/2"
074897-01-000	EA	COVER-ELECTRIC BOX, 1 LARGE & 2 SMALL HOLES - 4" X 4"
091213-01-000	EA	BOX-CIRCUIT BREAKER- W/KNOCKOUTS - 5.3" X 11.8" X 2.5"
092615-01-000	EA	CONVERTER-40 AMP, W/CHARGER - B-W 32400P
094809-01-000	EA	LOAD CENTER-240 VOLT, 125 AMP
094810-01-000	EA	CIRCUIT BREAKER-DOUBLE 30 AMP, GE THQL2130
094811-01-000	EA	CIRCUIT BREAKER-DOUBLE 20 AMP, GE THQL2120
000C26-04-108	EA	BOLT-HEX, SER FLG - 1/4-20 X 5/8 ZINC
000D14-05-008	EA	NUT-HEX, 5/16-18 - ZN 5
000D39-04-008	EA	NUT-HEX, SER FLG LK 1/4 - 20 ZN
000D39-05-008	EA	NUT-HEX, SER FLG LK - 5/16 - 18 ZN
007131-01-000	EA	HANGER-TAILPIPE
024976-01-000	EA	SWITCH-GENERATOR, W/O CIRCUIT BOARD
041480-01-000	EA	CONNECTOR-STRAIGHT, 1/2" FLEX CONDUIT
031035-01-000	EA	GAUGE-HOURLMETER
077353-09-000	EA	SHROUD-INSTRUMENT PANEL CLUSTER, GENERATOR
081087-01-000	EA	LIGHT ASM-INDICATOR
097372-04-01A	EA	SWITCH-MOMENTARY-OFF-MOMENTARY

ACCESSORIES GROUP (CONTINUED)

GENERATOR-ONAN, 4 KW - US OPTION L38E - CHEVY & FORD

KEY PART NUMBER	U/M	DESCRIPTION
007125-03-000	EA	CLAMP-MUFFLER - 1.5" DIA
007125-04-000	EA	CLAMP-MUFFLER, 1.1" DIA
008289-01-000	EA	BOX-ELECTRIC, STEEL - 1/2" AND 3/4" KNOCKOUTS - 4" X 4"
008294-01-000	EA	COVER-ELECTRICAL BOX, STEEL/BLANK - 4" X 4" - GRAY
077476-03-000	EA	PIPE-EXHAUST, GENERATOR - ONAN - 1.4" X 47.6"
079654-05-000	EA	PIPE-EXHAUST, ANGLED - W/FLANGE - EMERALD - ONAN# 154-2539
081364-03-000	EA	MUFFLER-GENERATOR, ONAN
083151-01-000	EA	MUFFLER-GENERATOR, ONAN - 1.6" OD
083152-01-000	EA	PIPE-EXHAUST, GENERATOR - ONAN - 1.3" OD X 33.3" X 27.7"
083152-06-000	EA	PIPE-EXHAUST, GENERATOR - ONAN - 1.3" OD X 4.9" X 55.1"
094059-01-000	EA	SPACER-GENERATOR, ONAN
055278-01-001	FT	TUBING-STEEL, .75" X 1.5" X 288"
094657-02-000	EA	TRAY-GENERATOR, 22.5" X 30.4" X 6.9"
094657-01-000	EA	TRAY-GENERATOR, 22.5" X 30.4" X 6.9"
100974-01-000	EA	GENERATOR-4.0KW EMERALD PLUS, ONAN BGE-FA/26100G
008054-02-000	EA	CORD-POWER, 10-3 - 30AMP - 33'
000G11-08-088	EA	SCREW, 8-18 X 1/2 PPH ZN
000G67-10-128	EA	SCREW, 10-12 X 3/4 - PPH ZN
008001-01-000	FT	WIRE-10AWG, STRAND - WHITE
008026-01-000	FT	WIRE-12/2, ROMEX - W/GROUND
008311-01-000	EA	CONNECTOR-WIRE NUT, INSULATED - RED
008314-01-000	EA	CONNECTOR-WIRE NUT, INSULATED - GRAY
008328-01-000	EA	TERMINAL-RING, 12/10 WIRE - #10 STUD FIT
008331-01-000	EA	TERMINAL-RING, TONGUE - #4 WIRE - 3/8" STUD - COPPER
008353-01-000	EA	CONNECTOR-CABLE CLAMPING, 3/8"
008355-01-000	EA	CONNECTOR-CABLE CLAMPING, 3/4"
008356-01-000	EA	CONNECTOR-PLASTIC, 3/8" AVG
024924-02-000	EA	RECEPTACLE-POWER CORD, W/PARTIAL PLATE
041953-01-000	FT	CONDUIT-CONVOLUTE SLIT, 1/2" ID
067762-01-000	EA	CONVERTER-40 AMP, W/CHARGER - TRIAD TU-740-2
069238-01-000	EA	COVER-ELECTRICAL BOX, W/HOLE - 4" X 4" - GRAY USED WITH 30 OR 50 AMP RECEPTACLE
073937-03-000	EA	SWITCH-ROTARY SELECTOR, 3 DECK - A/C - CA20-USA892
073937-01-700	EA	KNOB-ROTARY SWITCH-A/C SEL
074890-01-000	EA	BOX-EXTENSION, STEEL - OPEN SIDES - 4" X 4" X 1 1/2"
074897-01-000	EA	COVER-ELECTRIC BOX, 1 LARGE & 2 SMALL HOLES - 4" X 4"
083209-03-000	EA	CIRCUIT BREAKER-15/20AMP, 120V - BW - 0-15/20
083209-05-000	EA	CIRCUIT BREAKER-20A, 120V - BW J-20
083209-06-000	EA	CIRCUIT BREAKER-30/15 AMP, 120V - B/W D-30/15
091213-01-000	EA	BOX-CIRCUIT BREAKER- W/KNOCKOUTS - 5.3" X 11.8" X 2.5"
000C26-04-108	EA	BOLT-HEX, SER FLG - 1/4-20 X 5/8 ZINC
000D14-05-008	EA	NUT-HEX, 5/16-18 - ZN 5
000D39-04-008	EA	NUT-HEX, SER FLG LK 1/4 - 20 ZN
000D39-05-008	EA	NUT-HEX, SER FLG LK - 5/16 - 18 ZN
007131-01-000	EA	HANGER-TAILPIPE
024976-01-000	EA	SWITCH-GENERATOR, W/O CIRCUIT BOARD
041480-01-000	EA	CONNECTOR-STRAIGHT, 1/2" FLEX CONDUIT
031035-01-000	EA	GAUGE-HOURLMETER
081087-01-000	EA	LIGHT ASM-INDICATOR
097372-04-01A	EA	SWITCH-MOMENTARY-OFF-MOMENTARY
077353-09-000	EA	SHROUD-INSTRUMENT PANEL CLUSTER, GENERATOR

GENERATOR-ONAN, 4 KW - CANADIAN OPTION L39E
SAME AS U.S. OPTION EXCEPT FOR THE FOLLOWING

KEY PART NUMBER	U/M	DESCRIPTION
008289-02-000	EA	BOX-ELECTRICAL, 4" X 4" - 1/2" & 3/4" KNOCKOUTS - CANADIAN
008294-02-000	EA	COVER-ELCTRICAL BOX, BLANK STEEL - 4" X 4" - CANADIAN
008052-01-000	EA	CORD-POWER, 10/3 - 30 AMP - 25' - CANADIAN
008289-02-000	EA	BOX-ELECTRICAL, 4" X 4" - 1/2" & 3/4" KNOCKOUTS - CANADIAN
087762-02-000	EA	CONVERTER-40AMP, W/CHARGER - TRIAD TU-840-2
083210-02-000	EA	CIRCUIT BREAKER-GFI, 15A - 120V - BW U-15
093257-01-000	EA	BOX-ELECTRICAL, CIRCUIT BREAKER

1990 WINNEBAGO
TABLE OF CONTENTS

INTRODUCTION	A-01 -	A-02
ABBREVIATIONS		A-03
ALPHABETICAL INDEX	A-04 -	A-06
WCN31RQ	A-07 -	F-12
WCN33RQ	F-13 -	K-18

1990 WCN31RQ INDEX

FLOOR PLAN	A-07 -	A-08
ACCESSORIES	A-09 -	A-20
BATH	A-21 -	A-24
BEDROOM	B-01 -	B-04
CHASSIS	B-05 -	B-14
C C & PAD	B-15 -	B-22
DINETTE	B-23 -	C-02
DRIVERS	C-03 -	C-06
ELECTRICAL	C-07 -	C-14
EXTERIOR BODY	C-15 -	D-02
GALLEY	D-03 -	D-08
HEATING & A/C	D-09 -	D-12
INTERIOR FINISH	D-13 -	D-17
LABEL	D-18 -	E-02
LP		E-03
LOUNGE	E-04 -	E-06
SEALANTS & FASTENERS	E-06 -	E-08
WATER & SEWAGE	E-09 -	E-13
WINDOW, VENT AND EXTERIOR DOOR	E-14 -	F-12

ACCESSORIES GROUP (CONTINUED)

GENERATOR-ONAN, 6.5 KW - US OPTION L393 - CHEVY & FORD

KEY PART NUMBER	U/M DESCRIPTION
007125-03-000	EA CLAMP-MUFFLER - 1.5" D/A
007125-04-000	EA CLAMP-MUFFLER, 1.1" DIA
008289-01-000	EA BOX-ELECTRIC, STEEL - 1/2" AND 3/4" KNOCKOUTS - 4" X 4"
008294-01-000	EA COVER-ELECTRICAL BOX, STEEL/BLANK - 4" X 4" - GRAY
077476-03-000	EA PIPE-EXHAUST, GENERATOR - ONAN - 1.4" X 47.6"
079654-05-000	EA PIPE-EXHAUST, ANGLED - W/FLANGE - EMERALD - ONAN# 154-2539
081364-03-000	EA MUFFLER-GENERATOR SPACER, ONAN
083151-01-000	EA MUFFLER-GENERATOR, ONAN - 1.6" OD
083152-01-000	EA PIPE-EXHAUST, GENERATOR - ONAN - 1.3" OD X 33.3" X 27.7"
083152-06-000	EA PIPE-EXHAUST, GENERATOR - ONAN - 1.3" OD X 4.9" X 55.1"
094059-01-000	EA SPACER-GENERATOR, ONAN
055278-01-001	FT TUBING-STEEL, .75" X 1.5" X 288"
094657-02-000	EA TRAY-GENERATOR, 22.5" X 30.4" X 6.9"
094657-01-000	EA TRAY-GENERATOR, 22.5" X 30.4" X 6.9"
100975-01-000	EA GENERATOR-6.5KW EMERALD PLUS, ONAN NHE-FA/26100G
008054-02-000	EA CORD-POWER, 10-3 - 30AMP - 33'
000G11-08-088	EA SCREW, 8-18 X 1/2 PPH ZN
000G11-10-168	EA SCREW, 10-16 X 1 - PPH ZN
000G67-10-128	EA SCREW, 10-12 X 3/4 - PPH ZN
008026-01-000	FT WIRE-12/2, ROMEX - W/GROUND
008311-01-000	EA CONNECTOR-WIRE NUT, INSULATED - RED
008314-01-000	EA CONNECTOR-WIRE NUT, INSULATED - GRAY
008328-01-000	EA TERMINAL-RING, 12/10 WIRE - #10 STUD FIT
008331-01-000	EA TERMINAL-RING, TONGUE - #4 WIRE - 3/8" STUD - COPPER
008353-01-000	EA CONNECTOR-CABLE CLAMPING, 3/8"
008355-01-000	EA CONNECTOR-CABLE CLAMPING, 3/4"
008356-01-000	EA CONNECTOR-PLASTIC, 3/8" AVG
024924-02-000	EA RECEPTACLE-POWER CORD, W/PARTIAL PLATE
041953-01-000	FT CONDUIT-CONVOLUTE SLIT, 1/2" ID
067762-01-000	EA CONVERTER-40 AMP, W/CHARGER - TRIAD TU-740-2
069238-01-000	EA COVER-ELECTRICAL BOX, W/HOLE - 4" X 4" - GRAY USED WITH 30 OR 50 AMP RECEPTACLE
068238-01-000	EA COVER-AC SELECTOR SWITCH FOR FRONT OR REAR
073937-03-000	EA SWITCH-ROTARY SELECTOR, 3 DECK - AC - CA20-USA882
073937-01-700	EA KNOB-ROTARY SWITCH-AC SEL
074890-01-000	EA BOX-EXTENSION, STEEL - OPEN SIDES - 4" X 4" X 1 1/2"
074897-01-000	EA COVER-ELECTRIC BOX, 1 LARGE & 2 SMALL HOLES - 4" X 4"
083209-03-000	EA CIRCUIT BREAKER-15/20AMP, 120V - BW - 0-15/20
083209-05-000	EA CIRCUIT BREAKER-20A, 120V - BW J-20
083209-06-000	EA CIRCUIT BREAKER-30/15 AMP, 120V - BW D-30/15
091213-01-000	EA BOX-CIRCUIT BREAKER- W/KNOCKOUTS - 5.3" X 11.8" X 2.5"
000C26-04-108	EA BOLT-HEX, SER FLG - 1/4-20 X 5/8 ZINC
000D14-05-008	EA NUT-HEX, 5/16-18 - ZN 5
000D39-04-008	EA NUT-HEX, SER FLG LK 1/4 - 20 ZN
000D39-05-008	EA NUT-HEX, SER FLG LK - 5/16 - 18 ZN
007131-01-000	EA HANGER-TAILPIPE
024976-01-000	EA SWITCH-GENERATOR, W/O CIRCUIT BOARD
041480-01-000	EA CONNECTOR-STRAIGHT, 1/2" FLEX CONDUIT
068238-01-000	EA COVER-AC SELECTOR SWITCH FOR FRONT OR REAR
031035-01-000	EA GAUGE-HOURLMETER
081087-01-000	EA LIGHT ASM-INDICATOR
097372-04-01A	EA SWITCH-MOMENTARY-OFF-MOMENTARY
077353-09-000	EA SHROUD-INSTRUMENT PANEL CLUSTER, GENERATOR

ACCESSORIES GROUP (CONTINUED)

GENERATOR-ONAN, 6.5 KW - CANADIAN OPTION L393 - CHEVY OR FORD
SAME AS U.S. OPTION EXCEPT FOR THE FOLLOWING

KEY PART NUMBER	U/M DESCRIPTION
008289-02-000	EA BOX-ELECTRICAL, 4" X 4" - 1/2" & 3/4" KNOCKOUTS - CANADIAN
008294-02-000	EA COVER-ELECTRICAL BOX, BLANK STEEL - 4" X 4" - CANADIAN
008289-02-000	EA BOX-ELECTRICAL, 4" X 4" - 1/2" & 3/4" KNOCKOUTS - CANADIAN
083210-02-000	EA CIRCUIT BREAKER-GFI, 15A - 120V - BW U-15
093257-01-000	EA BOX-ELECTRICAL, CIRCUIT BREAKER

1990 WINNEBAGO

TABLE OF CONTENTS

INTRODUCTION	A-01 -	A-02
ABBREVIATIONS		A-03
ALPHABETICAL INDEX	A-04 -	A-06
WCN31RQ	A-07 -	F-12
WCN33RQ	F-13 -	K-18

1990 WCN31RQ INDEX

FLOOR PLAN	A-07 -	A-08
ACCESSORIES	A-09 -	A-20
BATH	A-21 -	A-24
BEDROOM	B-01 -	B-04
CHASSIS	B-05 -	B-14
C & PAD	B-15 -	B-22
DINETTE	B-23 -	C-02
DRIVERS	C-03 -	C-06
ELECTRICAL	C-07 -	C-14
EXTERIOR BODY	C-15 -	D-02
GALLEY	D-03 -	D-08
HEATING & AC	D-09 -	D-12
INTERIOR FINISH	D-13 -	D-17
LABEL	D-18 -	E-02
LP		E-03
LOUNGE	E-04 -	E-05
SEALANTS & FASTENERS	E-06 -	E-08
WATER & SEWAGE	E-09 -	E-13
WINDOW, VENT AND EXTERIOR DOOR	E-14 -	F-12

ACCESSORIES GROUP (CONTINUED)
LUGGAGE RACK & LADDER OPTION L35U

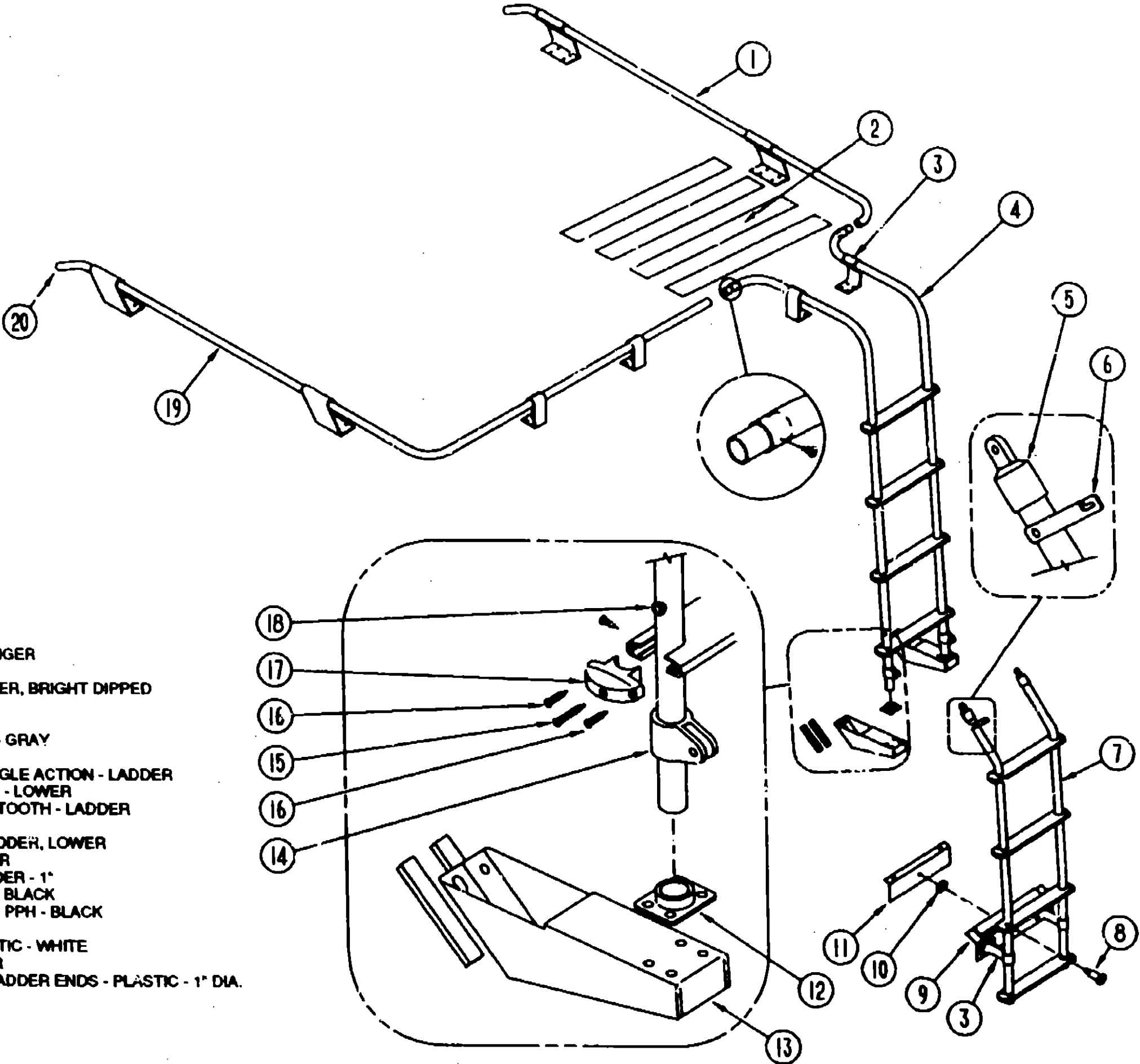
1990 WINNEBAGO
TABLE OF CONTENTS

INTRODUCTION	A-01 -	A-02
ABBREVIATIONS		A-03
ALPHABETICAL INDEX	A-04 -	A-06
WCN31RQ	A-07 -	F-12
WCN33RQ	F-13 -	K-18

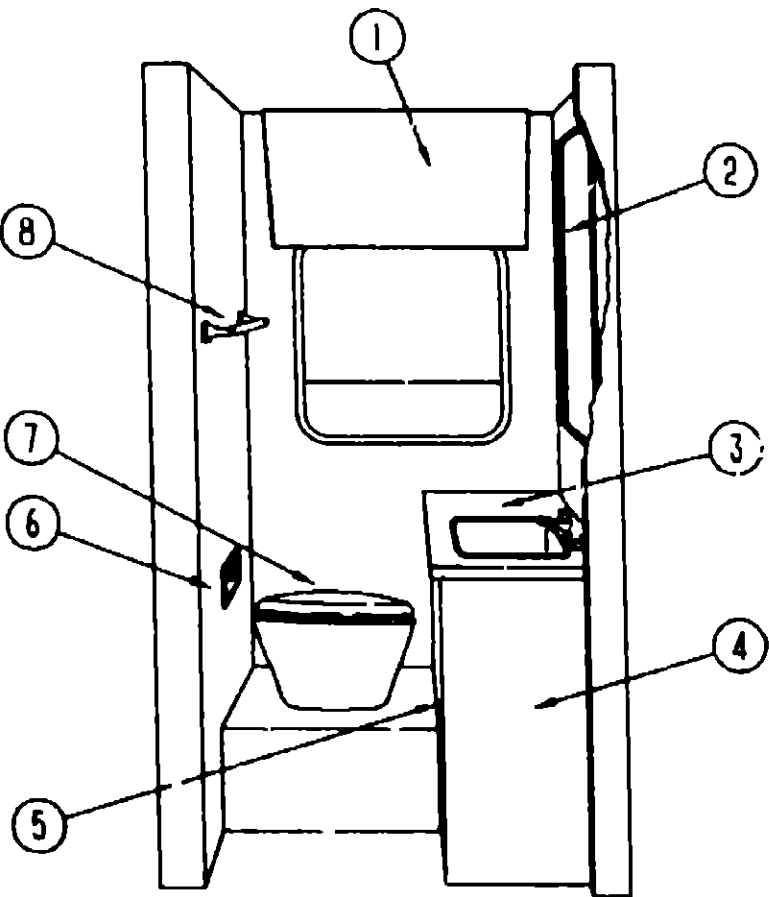
1990 WCN31RQ INDEX

FLOOR PLAN	A-07 -	A-08
ACCESSORIES	A-09 -	A-20
BATH	A-21 -	A-24
BEDROOM	B-01 -	B-04
CHASSIS	B-05 -	B-14
C C & PAD	B-15 -	B-22
DINETTE	B-23 -	C-02
DRIVERS	C-03 -	C-06
ELECTRICAL	C-07 -	C-14
EXTERIOR BODY	C-15 -	D-02
GALLEY	D-03 -	D-08
HEATING & AC	D-09 -	D-12
INTERIOR FINISH	D-13 -	D-17
LABEL	D-18 -	E-02
LP		E-03
LOUNGE	E-04 -	E-05
SEALANTS & FASTENERS	E-06 -	E-08
WATER & SEWAGE	E-09 -	E-13
WINDOW, VENT AND EXTERIOR DOOR	E-14 -	F-12

KEY PART NUMBER	U/M	DESCRIPTION
1 081026-09-Y12	EA	RACK-LUGGAGE, PASSENGER
2 038327-01-000	EA	TAPE-ANTI SLIP, 2" X 30"
3 091085-02-000	EA	STANDOFF-RACK & LADDER, BRIGHT DIPPED
4 082964-01-Y12	EA	LADDER-UPPER
5 081115-01-000	EA	CAP-TOP, 1 INCH
6 080873-01-000	EA	LATCH-LADDER, LOWER - GRAY
7 082963-01-Y12	EA	LADDER-LOWER
8 081056-01-000	EA	PIN-QUICK RELEASE, SINGLE ACTION - LADDER
9 081152-01-000	EA	PLATE-BUMPER, LADDER - LOWER
10 081055-01-000	EA	SPRING GRIP-INTERNAL TOOTH - LADDER
11 081107-01-000	EA	BRACKET-BUMPER PIN
12 087165-01-000	EA	MOUNTING BRACKET-LADDER, LOWER
13 082967-01-01A	EA	FOOTING-LADDER, UPPER
14 081116-01-000	EA	SLIDE-TOP, RACK & LADDER - 1"
15 000G68-10-36T	EA	SCREW-10-12 X 2.25 PPH BLACK
16 000G39-06-10T	EA	SCREW-SF/DR, 6-20 X 5/8 PPH - BLACK
17 076980-02-000	EA	END CAP-STEP, BLACK
18 081113-01-000	EA	BUSHING-FLANGE, PLASTIC - WHITE
19 081026-10-Y12	EA	RACK-LUGGAGE, DRIVER
20 081114-01-000	EA	PLUG-ROUND, RACK & LADDER ENDS - PLASTIC - 1" DIA.



BATH GROUP



BATH CABINET

KEY PART NUMBER	U/M DESCRIPTION
1 076073-01-000	EA CABINET-MEDICINE, JENSEN
1 083446-06-Y15	EA DOOR ASM. - MIRROR - MEDICINE CABINET
063513-03-000	EA BRACKET-MEDICINE CABINET, FRONT SIDE - BEIGE
063513-04-000	EA BRACKET-MEDICINE CABINET, REAR SIDE - BEIGE
2 083446-03-Y15	EA MIRROR ASM
3 066990-11-AB6	EA COUNTERTOP-LAVATORY (AB6,AB7)
3 066990-11-AB8	EA COUNTERTOP-LAVATORY (AB8)
4 M96990-01-AB6	EA CABINET-LAVATORY, W/O DOORS OR HARDWARE
5 M88304-FC-AB6	EA DOOR-CABINET, W/O HARDWARE - 305X0555
	FROM: 10-12-89 THRU: 99-99-99
5 M88339-33-AB6	EA DOOR-CABINET, W/O HARDWARE - 0305X0555
	FROM: 00-00-00 THRU: 10-11-89
6 085278-01-000	EA HOLDER-PAPER, RECESSED - BRASS
7 064076-01-000	EA TOILET-THETFORD, MODEL 50 - 15.6" X 18.9" X 11.1" - IVORY
8 075453-02-000	EA BAR-TOWEL, 18" BRASS
075454-02-000	EA RING-TOWEL, W/MOUNTING HARDWARE - BRASS
075240-05-000	EA FAUCET-LAVATORY, BRASS
091253-01-000	EA GASKET-FAUCET, LAVATORY
091255-02-000	FT SEAL-ADHESIVE BACKED FOAM, 1.5" X .18"
096927-01-01A	EA SINK-LAVATORY, RECTANGULAR - PLASTIC - BONE
096927-01-700	EA SINK-STOPPER
096927-01-701	EA TAILPIECE-SINK

CANADIAN OPTION

KEY PART NUMBER	U/M DESCRIPTION
011048-05-000	EA SHOWER HEAD-W/60" HOSE, W/O VACUUM BREAKER - CANADIAN
075240-08-000	EA FAUCET-LAVATORY, BONE
075241-05-000	EA FAUCET-SHOWER, BONE
081211-02-000	EA PLUG-PLASTIC, .36" - BLACK

BATH GROUP (CONTINUED)

WARDROBE/PANTRY CABINET

KEY PART NUMBER	U/M DESCRIPTION
M88304-64-AB6	EA DOOR-CABINET, W/O HARDWARE - 525 X 1220
041953-03-000	FT CONDUIT-CONVOLUTED SLIT, 1" ID (CLOTHES ROD COVER)
009112-01-000	EA FLANGE-1" ROD, CLOTHES - PLASTIC - OFF WHITE
042438-01-000	EA DOWEL-WOOD, CLOTHES ROD - 1" DIAMETER X 4'

BATH DOOR & COMPONENTS

KEY PART NUMBER	U/M DESCRIPTION
093251-01-Y12	EA HEADER-DOOR, BATH & BIFOLD - PANELED - BATH CABINET MOUNTED
095040-01-01A	EA HEADER-BATH, TAN - BIFOLD & BATH DOOR - BATH CABINET MOUNT
M92870-01-Y12	EA DOOR-CABINET, W/O HARDWARE - 24.4" X 75"
093168-01-01A	EA TRIM-DOOR, BATH - 75.4" - TAN
093169-01-01A	EA TRIM-DOOR, BATH - 75" - TAN
009059-02-000	EA HINGE-2" X 2.7", BRASS
094485-01-01A	EA KNOB-DOOR, POLISHED BRASS
093184-01-01A	EA PLATE-STRIKE, BATH DOOR - TAN
093213-01-000	EA CATCH-ROLLER, NYLON

BIFOLD DOOR & COMPONENTS

KEY PART NUMBER	U/M DESCRIPTION
093170-01-01A	EA HEADER-DOOR, BATH - 28.7" - TAN - FRONT AISLE MOUNT
093250-01-Y12	EA HEADER-DOOR, BATH BIFOLD - PANELED - FRONT AISLE MOUNT
093251-01-Y12	EA HEADER-DOOR, BATH & BIFOLD - PANELED - BATH CABINET MOUNTED
095040-01-01A	EA HEADER-DOOR, BIFOLD & BATH - METAL - TAN - CABINET MOUNTED
M92871-01-Y12	EA DOOR-CABINET, BIFOLD - W/O HARDWARE - 13.2" X 75.4" EACH
061604-01-000	EA SLIDE-BOLT, ANTIQUE BRASS
092652-01-000	EA GUIDE WHEEL-DOOR, TOP MOUNT
093212-01-01A	EA BOLT-DOOR, BRASS
093281-01-Y12	EA TRIM-OAK, DOOR - 2" X 74.3"
093832-01-01A	EA KNOB-DOOR, BRIGHT BRASS

1990 WINNEBAGO

TABLE OF CONTENTS

INTRODUCTION	A-01 - A-02
ABBREVIATIONS	A-03
ALPHABETICAL INDEX	A-04 - A-06
WCN31RQ	A-07 - F-12
WCN33RQ	F-13 - K-18

1990 WCN31RQ INDEX

FLOOR PLAN	A-07 - A-08
ACCESSORIES	A-09 - A-20
BATH	A-21 - A-24
BEDROOM	B-01 - B-04
CHASSIS	B-05 - B-14
C C & PAD	B-15 - B-22
DINETTE	B-23 - C-02
DRIVERS	C-03 - C-06
ELECTRICAL	C-07 - C-14
EXTERIOR BODY	C-15 - D-02
GALLEY	D-03 - D-08
HEATING & A/C	D-09 - D-12
INTERIOR FINISH	D-13 - D-17
LABEL	D-18 - E-02
LP	E-03
LOUNGE	E-04 - E-05
SEALANTS & FASTENERS	E-06 - E-08
WATER & SEWAGE	E-09 - E-13
WINDOW, VENT AND EXTERIOR DOOR	E-14 - F-12

BATH GROUP (CONTINUED)
SHOWER DOOR & COMPONENTS

KEY PART NUMBER	U/M DESCRIPTION
092574-01-01A	EA DOOR-SHOWER,SOLID W/PNL GOLD
092574-01-700	EA KNOB-SAFETY LATCH
092574-01-701	EA BRACKETS-TOWEL BAR, W/STUDS
092574-01-702	EA TOWEL BAR 30"
092574-01-703	EA PULL-DOOR, GOLD
092574-01-704	EA SCREW-GOLD #6 3/8
092574-01-705	EA MAGNETIC STRIP 56-7/8"
092574-01-706	EA STRIKE JAMB 56-7/8"
022992-08-000	FT MOLDING-REVERSE COVE, T-SHAPED - VINYL - WHITE
009767-12-000	FT MOLDING-SIDEWALL TO CEILING/CABINET - WELTING - OFF WHITE
077840-26-Y12	EA MOLDING-CAP, WALL - WOOD - W/LIP - 78.66"
M02630-10-Y12	EA PAN-SHOWER, W/STRAINER & TAILPIECE
066729-01-000	EA STRAINER-TUB/SHOWER DRAIN
069640-01-000	FT SEALER-RIBBON, 1/4" DIAMETER - INCREMENTS OF 20"
069735-01-000	EA WASHER-STRAINER TO TAILPIECE PLASTIC, 1.5"

SHOWER COMPONENTS

KEY PART NUMBER	U/M DESCRIPTION
066729-01-000	EA STRAINER-TUB/SHOWER DRAIN
069640-01-000	FT SEALER-RIBBON, 1/4" DIAMETER - INCREMENTS OF 20"
069735-01-000	EA WASHER-STRAINER TO TAILPIECE PLASTIC, 1.5"
066436-01-000	EA NUT-SLIP, TAILPIECE - 1.5"
101530-01-01A	EA SURROUND-SHOWER, 59" X 24.8" - PLASTIC - OFF WHITE
101531-01-01A	EA SURROUND-SHOWER, TWO SIDED - PLASTIC - OFF WHITE
101532-01-01A	EA TOP CAP-SHOWER, 35" X 23" X 9" - PLASTIC - OFF WHITE
092874-01-01A	EA CADDIE-CORNER, REAR - OFF WHITE
092874-02-01A	EA CADDIE-CORNER, FRONT - OFF WHITE
093069-01-01A	EA MOLDING-BATHTUB, OFF WHITE - 36.2"
093069-02-01A	EA MOLDING-BATHTUB, OFF WHITE - 26.6"
093950-01-02A	EA TRIM-THRESHOLD, SHOWER - TAN
011048-02-000	EA HEAD-SHOWER, W/60" HOSE
075242-03-000	EA FAUCET-TUB/SHOWER, BRASS
075606-01-000	EA PANEL-FAUCET BACK, SHOWER - PLASTIC
091255-01-000	FT SEAL-FOAM, 3.2MM X 4.8MM
057671-01-000	EA COVER-SCREW, #9 - PLASTIC - OFF WHITE
075680-02-000	EA ROD-CLOTHES,ADJUSTABLE 27-38"

BATH GROUP (CONTINUED)
PORCELAIN MARINE TOILET OPTION L43E

KEY PART NUMBER	U/M DESCRIPTION
063641-01-000	EA FLANGE-CLOSET, 4" X 3"
085330-04-000	EA TOILET-CHINA, SHORTY W/SPRAY
085330-04-700	EA BREAKER-VACUUM, FOR HANDSPRAY - SEALAND# 230325
085330-04-701	EA HAND SPRAY W/HOSE
085330-04-702	EA LEVER-FLUSH, SEALAND# 340825
085330-04-703	EA COVER ASM-PEDAL, SEALAND# 310118
085330-04-704	EA BASE ASM-BONE, SEALAND# 310124
085330-04-705	EA COVER ASM-PEDESTAL, SEALAND# 310109
085330-04-706	EA BREAKER-VACUUM, W/HAND SPRAY - SEALAND# 385310055

TOILET & COMPONENTS

KEY PART NUMBER	U/M DESCRIPTION
063641-01-000	EA FLANGE-CLOSET, 4" X 3"
064076-01-000	EA TOILET-THETFORD, MODEL 50 - 15.6" X 18.9" X 11.1" - IVORY
039341-02-704	EA SEAT & COVER SET-NEWSTYLE, THETFORD 08855
700011-14-003	EA BREAKER-VACUUM, WHITE - THETFORD 08200
039341-02-703	EA PLUG-HOLE, IVORY - THETFORD 03895-10
039341-01-700	EA MECH-ASM-SH SI. & SH GL & GH, THETFORD 15283
039341-02-705	EA MOUNTING PACKAGE-THETFORD 08975
064075-01-701	EA MECHANISM STARLIGHT IVORY, THETFORD 14622
067487-01-701	EA WATER SAVER PACKAGE-THETFORD 08993
067487-01-702	EA CLAMP-THETFORD 03752

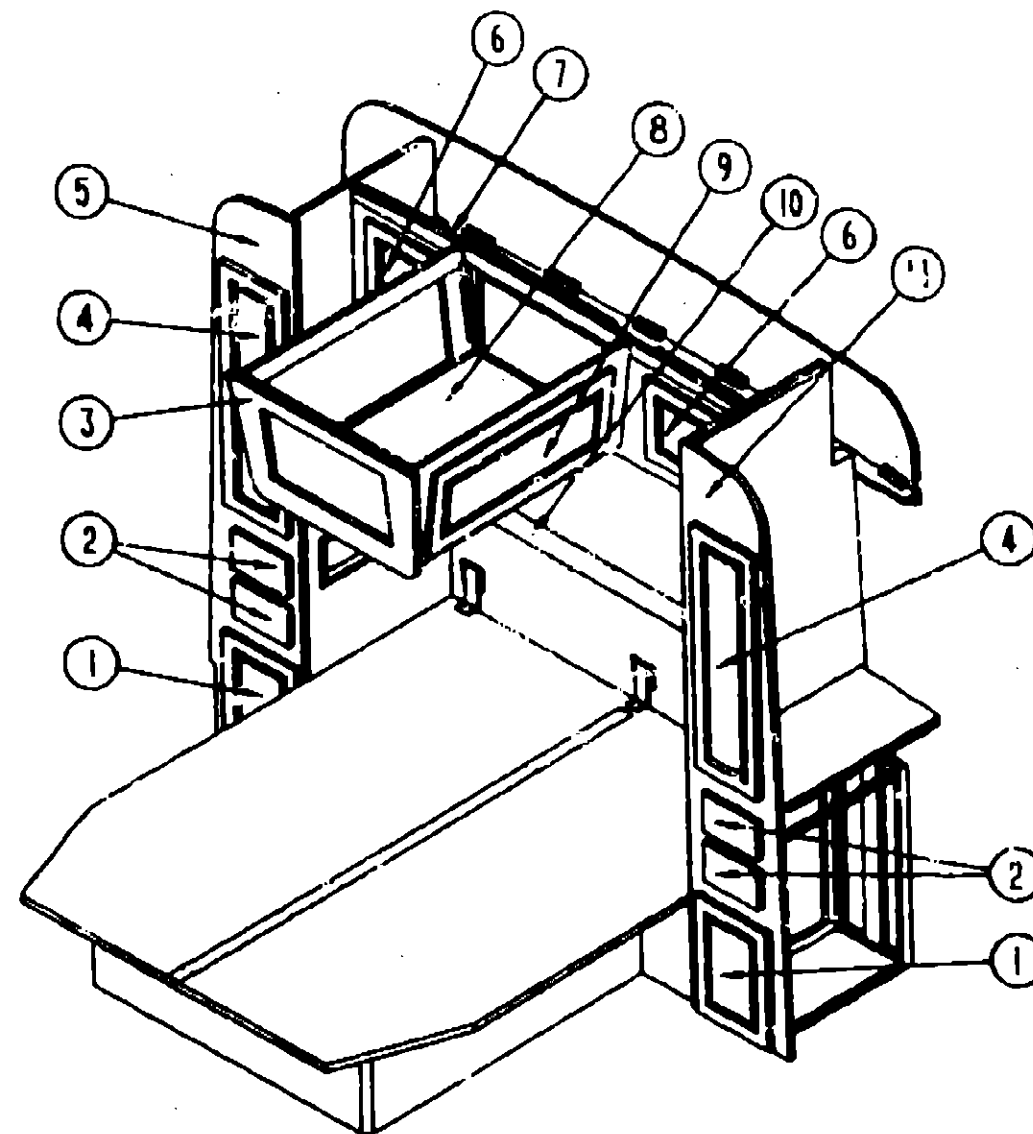
1990 WINNEBAGO
TABLE OF CONTENTS

INTRODUCTION	A-01 - A-02
ABBREVIATIONS	A-03
ALPHABETICAL INDEX	A-04 - A-03
WCN31RQ	A-07 - F-12
WCN33RQ	F-13 - K-18

1990 WCN31RQ INDEX

FLOOR PLAN	A-07 - A-08
ACCESSORIES	A-09 - A-20
BATH	A-21 - A-24
BEDROOM	B-01 - B-04
CHASSIS	B-05 - B-14
C C & PAD	B-15 - B-22
DINETTE	B-23 - C-02
DRIVERS	C-03 - C-06
ELECTRICAL	C-07 - C-14
EXTERIOR BODY	C-15 - D-02
GALLEY	D-03 - D-08
HEATING & A/C	D-09 - D-12
INTERIOR FINISH	D-13 - D-17
LABEL	D-18 - E-02
LP	E-03
LOUNGE	E-04 - E-05
SEALANTS & FASTENERS	E-06 - E-08
WATER & SEWAGE	E-09 - E-13
WINDOW, VENT AND	
EXTERIOR DOOR	E-14 - F-12

BEDROOM GROUP **DOUBLE BED CABINRY AND COMPONENTS**



KEY PART NUMBER	
1	M88304-17-AB6
2	M78921-16-Y12
3	089599-01-X14
4	M88304-F7-Y12
5	M03899-C1-Y12
5	M04163-02-B07
	041953-03-000
	009112-01-000
	042438-01-000
6	M88304-D8-AB6
7	M92712-01-AB6
	092082-02-01A
8	M89552-01-AB6
	M88304-53-AB6
9	M88304-07-AB6
10	092525-01-AB6
	094791-01-Y12
11	092865-01-B07
	M92734-01-AB6
	058331-18-000

KEY PART NUMBER	
	084357-01-W13
	084356-03-000
	023320-01-000
	084412-01-000
	084451-01-000
	084625-02-000
	084413-01-000

U/M	DESCRIPTION
EA	DOOR-CABINET, W/O HARDWARE
EA	DRAWER-CABINET, W/O HARDWARE - 6.1" X 9.8"
EA	END CAP-CABINET, OVERHEAD - CENTER ISLAND
EA	DOOR-CABINET, W/O HARDWARE - 9.8" X 33.5"
EA	CABINET-SHIRT CLOSET, PASSENGER SIDE - W/O DOORS OR HARDWARE
EA	CABINET-SHIRT CLOSET, PASS SIDE - W/O DOORS OR HARDWARE (RADIO OPT.)
FT	CONDUIT-CONVULUTED SLIT, 1" ID (CLOTHES ROD COVER)
EA	FLANGE-1" ROD, CLOTHES - PLASTIC - OFF WHITE
EA	DOWEL-WOOD, CLOTHES ROD - 1" DIAMETER X 4'
EA	DOOR-CABINET, BACKWALL - W/O HARDWARE - 11" X 11"
EA	CABINET-OVERHEAD, BACKWALL - W/O DOORS OR HARDWARE
EA	SHELF-CABINET, BACKWALL OVERHEAD
EA	CABINET-OVERHEAD, RED ISLAND - W/O DOORS OR HARDWARE
EA	DOOR ASM. - W/O HARDWARE (USED WHEN ISLAND OVERHEAD IS NOT USED)
EA	DOOR-CABINET, W/O HARDWARE - 12" X 33.5"
EA	COUNTERTOP-BACKWALL
EA	TRIM-CABINET TO BACKWALL COUNTERTOP - 1.5" X 4.25" - WOOD
EA	CABINET-SHIRT CLOSET, DRIVER SIDE - W/O DOORS OR HARDWARE
EA	CABINET ASM. - QUEEN BED
EA	MIRROR - SAFETY GLASS

TV STAND

U/M	DESCRIPTION
EA	STAND-TV, W/MIRROR
EA	INSERT-TV STAND TAN
EA	PAD-FELT, 3/8" DIAMETER - BROWN
EA	SUPPORT-HINGED
EA	CATCH-TV SHELF, BRASS
EA	HINGE-ALUMINUM, W/HOLES - 17.2" - TAN
EA	HINGE-CONTINUOUS, ALUMINUM - 1" X 72" - W/HOLES

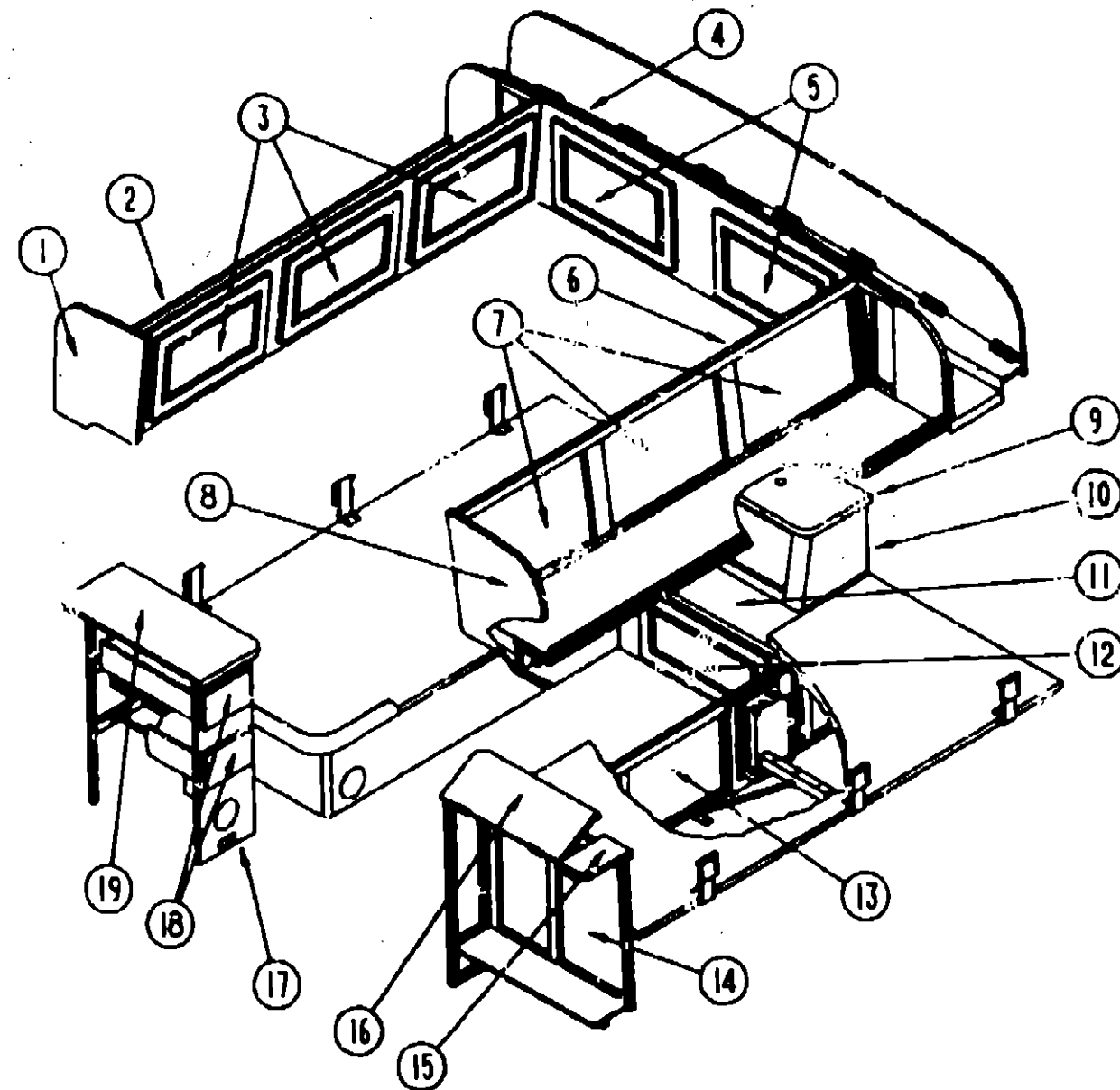
1990 WINNEBAGO **TABLE OF CONTENTS**

INTRODUCTION	A-01 -	A-02
ABBREVIATIONS		A-03
ALPHABETICAL INDEX	A-04 -	A-06
WCN31RQ	A-07 -	F-12
WCN33RQ	F-13 -	K-18

1990 WCN31RQ INDEX

FLOOR PLAN	A-07 -	A-08
ACCESSORIES	A-09 -	A-20
BATH	A-21 -	A-24
BEDROOM	B-01 -	B-04
CHASSIS	B-05 -	B-14
C C & PAD	B-15 -	B-22
DINETTE	B-23 -	C-02
DRIVERS	C-03 -	C-08
ELECTRICAL	C-07 -	C-14
EXTERIOR BODY	C-15 -	D-02
GALLEY	D-03 -	D-08
HEATING & AC	D-09 -	D-12
INTERIOR FINISH	D-13 -	D-17
LABEL	D-18 -	E-02
LP		E-03
LOUNGE	E-04 -	E-05
SEALANTS & FASTENERS	E-06 -	E-08
WATER & SEWAGE	E-09 -	E-13
WINDOW, VENT AND		
EXTERIOR DOOR	E-14 -	F-12

BEDROOM GROUP (CONTINUED) **TWIN BEDS C/BINTRY AND COMPONENTS**



KEY PART NUMBER	
1	092747-01-AB6
2	M92093-04-AB6
3	M88304-A9-AB6
4	M92532-02-AB6
5	M88304-53-AB6
6	M92093-05-AB6
7	M88304-A9-AB6
8	092747-01-AB6
9	096869-12-AB6
10	096869-01-AB6
11	096869-11-AB6
12	M82184-23-AB6
13	096869-14-AB6
14	M88304-A9-AB6
15	M92861-01-AB6
16	092861-11-AB6
17	092861-12-AB6
18	M92858-01-AB6
19	M78921-14-Y12
	092858-11-Y12
	092525-02-AB6
	094791-01-Y12
	094791-02-Y12

U/M DESCRIPTION	
EA	END CAP-CABINET, OVERHEAD - FRONT
EA	CABINET-OVERHEAD, PASSENGER SIDE - W/O DOORS OR HARDWARE
EA	DOOR-CABINET, W/O HARDWARE - 14.4" X 21.9"
EA	CABINET-OVERHEAD, BACKWALL - W/O DOORS OR HARDWARE
EA	DOOR-CABINET, W/O HARDWARE - 13.4" X 21.9"
EA	CABINET-OVERHEAD, DRIVER SIDE - W/O DOORS OR HARDWARE
EA	DOOR-CABINET, W/O HARDWARE - 14.4" X 21.9"
EA	END CAP-CABINET, OVERHEAD - FRONT
EA	COUNTERTOP-NIGHTSTAND, UPPER
EA	CABINET-NIGHTSTAND, W/O DOORS OR HARDWARE
EA	COUNTERTOP-NIGHTSTAND, LOWER
EA	DRAWER-CABINET, W/O HARDWARE - 14.5" X 19.9"
EA	DOOR-TAMBOUR, W/O HARDWARE - 11.8" X 15"
EA	DOOR-CABINET, W/O HARDWARE - 12.8" X 17.7"
EA	CABINET-CLOTHES HAMPER, W/O HARDWARE OR FLIP-UP TOP
EA	COUNTERTOP-HAMPER, STATIONARY
EA	TOP-HAMPER, FLIP-UP - WHINGE
EA	CABINET-NIGHTSTAND, W/O DOORS, HARDWARE OR COUNTERTOP
EA	DRAWER-CABINET, W/O HARDWARE - 7.9" X 16.9"
EA	COUNTERTOP-NIGHTSTAND
EA	COUNTERTOP-BACKWALL
EA	TRIM-CABINET TO BACKWALL COUNTERTOP - 1.5" X 4.25" - WOOD PASSENGER SIDE
EA	TRIM-CABINET TO BACKWALL COUNTERTOP - 1.5" X 4.25" - WOOD DRIVERS SIDE

1990 WINNEBAGO **TABLE OF CONTENTS**

INTRODUCTION	A-01 -	A-02
ABBREVIATIONS		A-03
ALPHABETICAL INDEX	A-04 -	A-06
WCN31RQ	A-07 -	F-12
WCN33RQ	F-13 -	K-18

1990 WCN31RQ INDEX

FLOOR PLAN	A-07 -	A-08
ACCESSORIES	A-09 -	A-20
BATH	A-21 -	A-24
BEDROOM	B-01 -	B-04
CHASSIS	B-05 -	B-14
C & C & PAD	B-15 -	B-22
DINETTE	B-23 -	C-02
DRIVERS	C-03 -	C-06
ELECTRICAL	C-07 -	C-14
EXTERIOR BODY	C-15 -	D-02
GALLEY	D-03 -	D-08
HEATING & A/C	D-09 -	D-12
INTERIOR FINISH	D-13 -	D-17
LABEL	D-18 -	E-02
LP		E-03
LOUNGE	E-04 -	E-06
SEALANTS & FASTENERS	E-08 -	E-08
WATER & SEWAGE	E-09 -	E-13
WINDOW, VENT AND EXTERIOR DOOR	E-14 -	F-12

CHASSIS GROUP

FORD CHASSIS COMPONENTS & FORD TIRE & WHEEL

KEY PART NUMBER	U/M DESCRIPTION
07125-07-000	EA CLAMP-MUFFLER, 2.50" DIAMETER
007125-11-000	EA CLAMP-MUFFLER, 2.75"
053322-12-000	EA SHIELD-HEAT, EXHAUST - 32" X 9"
080081-01-000	EA STRAP-MOUNTING, FUEL LINE - 2" X 32"
087475-02-000	EA BRACKET-TIE DOWN, BATTERY - 13.5" X 1.3"
083393-02-000	EA PANEL-COWL, PASSENGER
084918-03-000	EA CLAMP-EXHAUST, 2.5"
051377-01-000	EA STEM-VALVE
083425-02-000	EA TIRE-MICHELIN, LT235 / 85R16 LRE
095853-01-000	EA WHEEL-STEEL, 16" X 6K - E8TZ - 1015 - A - ACCURIDE 28375-12

FUEL NECK & HOSE

KEY PART NUMBER	U/M DESCRIPTION
085804-01-000	EA HOSE-FUEL FILL, FORMED 2" ID
044317-01-000	FT HOSE-FUEL, 3/8" ID
085606-01-000	EA NECK-FUEL FILL, W/CHECK VALVE - L-SHAPED - 18.2" LONG
088753-01-000	FT TUBE-ALUMINIZED STEEL, 5/8" - 18 GAUGE
088055-02-000	EA SUPPORT-EXHAUST PIPE, BENT
088087-02-000	EA BRACKET-STRAP, EXHAUST PIPE - W/CENTER BENT LIP - 13" X 5"

PARK BRAKE CABLE

KEY PART NUMBER	U/M DESCRIPTION
088351-01-000	EA CABLE-BRAKE, PARK - FORD CHASSIS

RADIATOR OVERFLOW BOTTLE

KEY PART NUMBER	U/M DESCRIPTION
088830-01-000	EA BOTTLE-OVERFLOW, RADIATOR - GM 14042454

EXHAUST COMPONENTS

KEY PART NUMBER	U/M DESCRIPTION
078310-01-000	EA BAFFLE-RADIATOR, .12" X 15" X 62" - RUBBER
085190-01-000	EA HANGER-EXHAUST, 4" X 1.4"
088795-01-000	EA SHIELD-EXHAUST, 41" X 19.9" - GALVANIZED STEEL
088795-02-000	EA SHIELD-EXHAUST
088795-05-000	EA SHIELD-EXHAUST, 52.3" X 19.9" - GALVANIZED STEEL
088796-01-000	EA SHIELD-EXHAUST, CONVERTOR
088796-04-000	EA SHIELD-EXHAUST, CONVERTER - 28.3" X 19.9" FROM: 00-00-00 THRU: 11-25-90
089344-01-000	EA PIPE-EXHAUST, FRONT - 40.7" LONG - FORD FROM: 02-15-91 THRU: 99-99-99 FORD PROVIDED PART PRIOR TO 11-89
088753-01-000	EA PIPE-EXHAUST, DOUBLE WALL - 24.8" FROM: 11-13-89 THRU: 04-30-90
100572-01-000	EA PIPE-EXHAUST, OFFSET - 15.2" LONG - 2.5" ID - FORD FROM: 00-00-00 THRU: 04-30-90
100600-01-000	EA PIPE-EXHAUST, REAR - 42" LONG - FORD FROM: 05-01-90 THRU: 99-99-99
100601-01-000	EA PIPE-EXHAUST, FRONT - 40.7" LONG - FORD FROM: 05-01-90 THRU: 99-99-99
088087-04-000	EA BRACKET-STRAP, EXHAUST PIPE - W/SKIVE LIP & NUTS - 13" X 5.6" FORD PROVIDED PART PRIOR TO 11-89
088067-02-000	EA BRACKET-STRAP, EXHAUST PIPE - 5.6" X 13" - W/NUTS FROM: 11-13-89 THRU: 01-14-90
085618-01-000	EA SUPPORT-EXHAUST PIPE, 6.3" X 2" - STEEL - BLACK FROM: 01-15-90 THRU: 99-99-99
088055-02-000	EA SUPPORT-EXHAUST PIPE, 1" X 15.8" FORD PROVIDED PART PRIOR TO 11-89 FROM: 00-00-00 THRU: 11-12-89
	FROM: 11-13-89 THRU: 99-99-99

CHASSIS GROUP CONTINUED

CANADIAN OPTION

KEY PART NUMBER	U/M DESCRIPTION
007131-01-000	EA HANGER-TAILPIPE
079059-02-000	EA HOSE-90 DEGREE, .61" ID X 4" X 6"
088753-01-000	FT TUBE-ALUMINIZED STEEL, 5/8" - 18 GAUGE
100138-01-000	EA MODULE-DAYTIME RUNNING LIGHT
100158-01-000	EA WIRE ASM-DAYTIME RUNNING LIGHTS
100159-01-000	EA WIRE ASM-DAYTIME RUNNING LIGHTS, W/FUSE
100138-01-000	EA MODULE-DAYTIME RUNNING LIGHT
100158-01-000	EA WIRE ASM-DAYTIME RUNNING LIGHTS

JETRIDE SUSPENSION W/PARK & LEVEL L80C - CHEVY

KEY PART NUMBER	U/M DESCRIPTION
000C12-05-168	EA BOLT-HEX, 5/16-18 X 1 - ZINC 5
000E13-17-008	EA WASHER-FLARE, 3/8" AR ZN
007125-11-000	EA CLAMP-MUFFLER, 2.75"
016379-02-000	EA STRAP-HANGER EXTENSION, 2" X 1" - STEEL
071374-03-000	EA FITTING-BULKHEAD, 1/4" X 1/4" MNPT
090438-03-000	EA SPRING-LEAF, SEMI - JET# 361
090438-05-000	EA VALVE-HEIGHT, PARK/LEVEL - JET# 358-359
090438-08-000	EA CONTROL-PARK/LEVEL, W/WIRING - JET# 340-384
090438-08-000	EA MOUNT-AIRSPRING, UPPER DRIVER - JET# 375
090438-08-000	EA MOUNT-AIRSPRING, UPPER PASSENGER - JET# 376
090438-34-000	EA WIRING-ELECTRONIC, JET# 80C712
090438-35-000	EA COMPRESSOR-TANK, W/O WIRING - JET# 60703
090438-36-000	EA MOUNT-SPRING, LH - UPPER ELT - CHEVY - JET# 60750
090438-37-000	EA MOUNT-SPRING, RH - UPPER ELT - CHEVY - JET# 60751
090438-10-000	EA MOUNT-SPRING/AXLE, LOWER DRIVER - JET# 373
090438-11-000	EA MOUNT-SPRING/AXLE, LOWER PASSENGER - JET# 374
090438-12-000	EA U-BOLT-FOREWARD, STRAIGHT - 7/8" - JET# 351
090438-13-000	EA U-BOLT-REARWARD, BENT - 7/8" - JET# 351-1
090438-14-000	EA BAR-TRACK, W/PIVOT BOLTS & BRACKET - JET# 356-1
090438-16-000	EA BRACKET-BRAKE HOSE/AXLE MOUNT, P-30 CHASSIS - JET# 370
091250-01-000	EA BUSHING-SWAY BAR, 1.25" CUT - HELLWIG# PB 731
091250-02-000	EA BUSHING-SWAY BAR, 1.25" UNCUT - HELLWIG# PB 734
091250-03-000	EA BUSHING-SWAY BAR, 1.75" CUT - HELLWIG# PB 732
093237-04-000	EA LABEL-CIRCUIT BREAKER, FRONT - AIR BAG COMP

JETRIDE SUSPENSION W/PARK & LEVEL L80C - FORD

KEY PART NUMBER	U/M DESCRIPTION
090438-07-000	EA COMPRESSOR-W/TANK & WIRING, JET# 345-1
290438-07-700	EA COMPRESSOR (ONLY)
090438-18-000	EA MOUNT-AIRSPRING, UPPER DRIVER - JET# 40375
090438-19-000	EA MOUNT-AIRSPRING, UPPER PASSENGER - JET# 40376
090438-20-000	EA MOUNT-SPRING/AXLE, LOWER DRIVER - JET# 40373
090438-21-000	EA MOUNT-SPRING/AXLE, LOWER PASSENGER - JET# 40374
090438-22-000	EA U-BOLT, 1-14 X 4" X 14" - W/NUTS - JET# 40351
090438-23-000	EA SPRING-LEAF, SEMI - FORD - JET# 40361
090438-25-000	EA U-BOLT, 1-14 X 4" X 15" - W/NUTS - JET# 40352
090438-26-000	EA BAR-STABILIZER, REAR - JET# 40358
090438-28-000	EA SHIELD-HEAT, FUEL TANK - JET# 40360
090438-29-000	EA BRACKET-BRAKE HOSE/FRAME, JET# 40362
090438-30-000	EA BRACKET-BRAKE HOSE/CALIPER, JET# 40364
090438-31-000	EA BAR-TRACK, W/BOLTS & BRACKETS - JET# 40356
090438-32-000	EA CONTROL-PARK/LEVEL, ELECTRIC - JET# 80778
090438-34-000	EA WIRING-ELECTRONIC, JET# 80C712
090438-35-000	EA COMPRESSOR-TANK, W/O WIRING - JET# 60703
088753-02-000	EA PIPE-EXHAUST, FORD - 8.5" X 14.8"
100572-01-000	EA PIPE-EXHAUST, OFFSET - 15.2" LONG - 2.5" ID - FORD
100593-01-000	EA PIPE-EXHAUST, EXTENSION - FORD
100600-01-000	EA PIPE-EXHAUST, REAR - 42" LONG - FORD
100601-01-000	EA PIPE-EXHAUST, FRONT - 40.7" LONG - FORD

1990 WINNEBAGO

TABLE OF CONTENTS

INTRODUCTION	A-01 - A-02
ABBREVIATIONS	A-03
ALPHABETICAL INDEX	A-04 - A-06
WCN31RQ	A-07 - F-12
WCN33RQ	F-13 - K-18

1990 WCN31RQ INDEX

FLOOR PLAN	A-07 - A-08
ACCESSORIES	A-09 - A-20
BATH	A-21 - A-24
BEDROOM	B-01 - B-04
CHASSIS	B-05 - B-14
C C & PAD	B-15 - B-22
DINETTE	B-23 - C-02
DRIVERS	C-03 - C-08
ELECTRICAL	C-07 - C-14
EXTERIOR BODY	C-15 - D-02
GALLEY	D-03 - D-08
HEATING & AC	D-09 - D-12
INTERIOR FINISH	D-13 - D-17
LABEL	D-18 - E-02
LP	E-03
LOUNGE	E-04 - E-05
SEALANTS & FASTENERS	E-06 - E-08
WATER & SEWAGE	E-09 - E-13
WINDOW, VENT AND EXTERIOR DOOR	E-14 - F-12

CHASSIS GROUP CONTINUED
JETRIIDE SUSPENSION W/PARK & LEVEL CONT

KEY PART NUMBER	U/M DESCRIPTION
090436-32-000	EA CONTROL-PARK/LEVEL, ELECTRIC - JET #60778
101025-01-01A	EA PANEL-DASH, LOWER - W/CUTOUTS - CHEVY - 11.9" LONG - BLACK
097372-04-01A	EA SWITCH-MOMENTARY/OFF/MOMENTARY

STABILIZER SHOCKS OPTION L84A (FRONT ONLY)

KEY PART NUMBER	U/M DESCRIPTION
079942-01-000	EA SHOCK ABSORBER-STABILIZER, FRONT - 4-WAY

HYDRAULIC LEVELING JACKS OPTION L84H - CHEVY

KEY PART NUMBER	U/M DESCRIPTION
100532-01-000	EA LEVELING SYSTEM-HYDRAULIC, HWH# AP7371
100533-04-000	EA BRACKETS-FRONT LEVELING JACK, HWH# AP7392
100534-05-000	EA BRACKETS-REAR LEVELING JACKS, HWH# AP6656
100535-02-000	EA BRACKET-PUMP, LEVELING JACK, HWH P6282
100536-03-000	EA HOSE KIT-LEVELING JACKS, HWH# AP7374
096808-01-000	EA SPACER-PEDESTAL, DRIVER

HYDRAULIC LEVELING JACKS OPTION L84H - FORD

KEY PART NUMBER	U/M DESCRIPTION
100532-01-000	EA LEVELING SYSTEM-HYDRAULIC, HWH# AP7371
096808-01-000	EA SPACER-PEDESTAL, DRIVER
100533-02-000	EA BRACKETS-FRONT LEVELING JACK, HWH# AP7390
100534-06-000	EA BRACKETS-REAR LEVELING JACK, HWH# AP6957
100535-02-000	EA BRACKET-PUMP, LEVELING JACK, HWH P6282
100536-03-000	EA HOSE KIT-LEVELING JACKS, HWH# AP7374

MANUAL LEVELING JACKS OPTION L84L

KEY PART NUMBER	U/M DESCRIPTION
099025-01-000	EA STABILIZER-JACK, PASSENGER
099025-02-000	EA STABILIZER-JACK, DRIVER
099116-01-000	EA BRACKET-STABILIZER JACK, W/2 SQUARE TUBES
079641-02-000	EA BRACKET-JACK, REAR
099642-01-000	EA BRACKET-JACK, W/ANGLE BRACE
099642-02-000	EA BRACKET-JACK, FRONT

CHASSIS GROUP CONTINUED
SPEED CONTROL

KEY PART NUMBER	U/M DESCRIPTION
094369-03-000	EA SPEED CONTROL-SMART STICK, EFI - GAS - DANA# 59L-111298 FROM: 00-00-00 THRU: 09-24-90
094369-01-702	EA REGULATOR ASM-ELECTRONIC, DANA# 57C-33X12-R
094369-01-706	EA SERVO-DANA# 53D-11116-R
069629-01-704	EA SIGNAL GENERATOR ASM, DANA# 59L-08X221F
083212-04-701	EA MAIN WIRING HARNESS, DANA# 59D-0257 0
094369-01-701	EA SWITCH & LEVER ASM, DANA# 58D-11118-F
094369-01-704	EA HEADLIGHT DIMMER MODULE ASM-DANA# 63C-00001
059778-01-710	EA TESTER CRUISE CONT.W/HARNESS, DANA# 56L-08X33-B
069629-01-706	EA SIGNAL GENERATOR ONLY, DANA# 59D-02392-1
083212-01-705	EA RELEASE VALVE ONLY, DANA# 59C-02297
079972-01-707	EA EXTENSION HARNESS ASM-SIGNAL GENERATOR, DANA# 59C-2378-1
094369-01-705	EA VACUUM RESERVOIR-DANA# 59C-02249
083212-01-704	EA STOP LAMP/CRUISE RELEASE SWITCH, DANA# 59C-02543
083211-01-703	EA SERVO CABLE ASM ONLY, DANA# 59C-02538
091900-01-702	EA WIPER CONTROL MODULE-DANA# 66C-00061
102362-01-000	EA SPEED CONTROL-1991 CHEVY, DANA 59L-111010B FROM: 09-25-90 THRU: 09-99-99

094369-01-706	EA SERVO-DANA# 53D-11116-R
102362-01-700	EA CABLE ONLY-REPLACEMENT
102362-01-707	EA CONTROL SWITCH & LEVER ASM
102362-01-701	EA REGULATOR ASM-ELECTRONIC
102362-01-702	EA WIPER CONTROL MODULE
094369-01-705	EA VACUUM RESERVOIR-DANA# 59C-02249
102362-01-704	EA HARNESS ASM-MAIN WIRING
102362-01-703	EA HARNESS ASM-PIVOT SW. TO WPR
094863-01-704	EA HOUSING-4 PIN, SPEED CONTROL - TOYOTA - DANA 59C-02291
102362-01-705	EA THROTTLE RETAINER CLIP
102362-01-706	EA THROTTLE STUD

RADIATOR OVERFLOW COMPONENTS

KEY PART NUMBER	U/M DESCRIPTION
099100-01-000	EA CAP-BOTTOM E, OVERFLOW - GM 14054390
096630-01-000	EA BOTTLE-OVERFLOW, RADIATOR - GM 14042454
076310-01-000	EA BAFFLE-RADIATOR, .12" X 15" X 62" - RUBBER
079059-02-000	EA HOSE-90 DEGREE, .61"ID X 4" X 6"
085000-01-000	EA SHIELD-AC, 8.8" X 3.1" - STEEL
082733-01-000	EA DUCT-INTAKE, AIR CLEANER FROM: 00-00-00 THRU: 10-10-89

PARK BRAKE LEVER & CABLE

KEY PART NUMBER	U/M DESCRIPTION
093831-01-000	EA LEVER-PARK BRAKE, FOOT OPERATED
	CHEVY PROVIDED AUTOMATIC PARK BRAKE AFTER 5-13-90

KEY PART NUMBER	U/M DESCRIPTION
093074-01-000	EA CABLE-PARK BRAKE, FOOT OPERATED FROM: 00-00-00 THRU: 05-13-90
096770-02-000	EA SUPPORT-STEERING COLUMN
093008-01-000	EA PANEL ASM-COWL, STEEL
093393-01-000	EA PANEL-COWL, PASSENGER

1990 WINNEBAGO
TABLE OF CONTENTS

INTRODUCTION	A-01 -	A-02
ABBREVIATIONS		A-03
ALPHABETICAL INDEX	A-04 -	A-06
WCN31RQ	A-07 -	F-12
WCN33RQ	F-13 -	K-18

1990 WCN31RQ INDEX

FLOOR PLAN	A-07 -	A-08
ACCESSORIES	A-09 -	A-20
BATH	A-21 -	A-24
BEDROOM	B-01 -	B-04
CHASSIS	B-05 -	B-14
C C & PAD	B-15 -	B-22
DINETTE	B-23 -	C-02
DRIVERS	C-03 -	C-06
ELECTRICAL	C-07 -	C-14
EXTERIOR BODY	C-15 -	D-02
GALLEY	D-03 -	D-08
HEATING & AC	D-09 -	D-12
INTERIOR FINISH	D-13 -	D-17
LABEL	D-18 -	E-02
LP		E-03
LOUNGE	E-04 -	E-05
SEALANTS & FASTENERS	E-06 -	E-08
WATER & SEWAGE	E-09 -	E-13
WINDOW, VENT AND		
EXTERIOR DOOR	E-14 -	F-12

CHASSIS GROUP CONTINUED

FUEL FILL COMPONENTS

KEY PART NUMBER	U/M DESCRIPTION	
093810-01-000	EA SHROUD-FUEL FILL, LOWER	FROM: 00-00-00 THRU: 01-14-90
093810-03-000	EA SHROUD-FUEL FILL, LOWER	FROM: 01-15-90 THRU: 99-99-99
072447-04-000	EA SHROUD-FUEL FILL, UPPER	
083578-01-000	EA BOOT-FUEL FILL	
084235-01-000	EA SUPPORT-FLANGE, FUEL FILL BOOT	
086254-01-000	EA RETAINER-SENDER, FUEL	
086255-01-000	EA GASKET-SENDER, FUEL	
086486-02-000	EA STRAP-FUEL TANK, STEEL	
098804-01-000	EA PIPE-VENT, FILL - 12" LONG	
098805-01-000	EA PIPE-FUEL, FILL - 11.4" LONG	
079860-01-000	EA GROMMET-SEAL, VALVE - FUEL - FORD# E1FZ-9B076-B	

TIRE

KEY PART NUMBER	U/M DESCRIPTION	
007324-04-000	EA TIRE-GR19.5 LRD, MICHELIN XZA	
051377-01-000	EA STEM-VALVE	
M04019-01-000	EA WHEELWELL-BRIDGE, E-COATED	
007063-01-000	FT HOSE-GAS 1/4"ID X 1/2"OD	
040731-01-000	EA NIPPLE-INLET MANIFOLD, GM 3838094	
082401-03-000	EA CLAMP-HOSE WORMGEAR, 22"-1"	
082401-03-000	EA CLAMP-HOSE, WORMGEAR 2"-3"	
087797-01-000	FT SPACER-STRAP, W/FOAM ADHESIVE - .31" X 1.5" - NEOPRENE	
078785-02-000	EA ELBOW-BRASS, 90 DEGREE - 3/4" FPT X 3/4" MPT	
088753-01-000	FT TUBE-ALUMINIZED STEEL, 5/8" - 18 GAUGE	

DRIVESHAFT

KEY PART NUMBER	U/M DESCRIPTION	
075302-14-000	EA DRIVESHAFT-YOKE/SPLINE	
075302-08-000	EA DRIVESHAFT-YOKE/YOKE	
094554-01-000	EA SUPPORT ASM-BEARING	
095222-02-000	EA BRACKET-EXHAUST, UPPER - W/BEND & NUTS	
099009-01-000	EA SHIELD-HEAT, CONVERTOR	FROM: 12-05-89 THRU: 08-10-90
083415-01-000	EA SHIELD-HEAT,	

REAR AXLE AIRSPRINGS

KEY PART NUMBER	U/M DESCRIPTION	
084086-01-000	EA AIRSPRING-BELLOWS, REAR AXLE - FIRESTONE# MHA224	
084086-01-700	EA AIR BAG-ONLY, FIRESTONE# W21-760-0335	
084086-01-701	EA TUBING-DOT 1/4" X 18" - FIRESTONE# 21-0938	
084086-01-702	EA BOLT-RIBBED NECK, 3/8"-24 X 2.5" FIRESTONE# 21-0829	
084086-01-703	EA INFLATING VALVE-DOT 1/4" TUBING, FIRESTONE# 21-0931	
084086-01-704	EA ELBOW CONNECTOR, FIRESTONE# 21-0935	
084086-01-705	EA TUBING PROTECTORS, FIRESTONE# 21-0889	
084086-01-706	EA BRACKET-UPPER TO FRAME, FIRESTONE# 21-0150	
084086-01-707	EA BRACKET-LOWER, TOP - FIRESTONE# 21-1182	
084086-01-708	EA AIRLINE SERVICE KIT, FIRESTONE# W21-760-2012	
084086-01-709	EA HEAT SHIELD, FIRESTONE# 21-1004	
084086-01-710	EA BOLT PACKAGE, FIRESTONE 2135823002	
084086-01-711	EA HEAT SHIELD-224 DOS SYSTEM, FIRESTONE 21-5042	
084086-01-712	EA BRACKET-LOWER DRIVERS 224DOS, FIRESTONE 21-5037	
084086-01-713	EA AXLE STRAP BRACKET, FIRESTONE 21-1163	
084086-01-714	EA AXLE STRAP BRACKET, FIRESTONE 21-5038	

CHASSIS GROUP CONTINUED

EXHAUST COMPONENTS

KEY PART NUMBER	U/M DESCRIPTION	
095190-01-000	EA HANGER-EXHAUST, 4" X 1.4"	FROM: 12-05-89 THRU: 99-99-99
	CHEVY PROVIDED PRIOR TO 12-89	
095222-02-000	EA BRACKET-EXHAUST, UPPER - W/BEND & NUTS	FROM: 12-05-89 THRU: 99-99-99
	CHEVY PROVIDED PRIOR TO 12-89	
095223-02-000	EA BRACKET-EXHAUST, LOWER - STRAIGHT - W/NUTS	FROM: 12-05-89 THRU: 99-99-99
	CHEVY PROVIDED PRIOR TO 12-89	
098599-01-000	EA PIPE-EXHAUST	FROM: 12-05-89 THRU: 99-99-99
	CHEVY PROVIDED PRIOR TO 12-89	
098599-03-000	EA PIPE-EXHAUST	FROM: 12-05-89 THRU: 99-99-99
	CHEVY PROVIDED PRIOR TO 12-89	

MUDFLAP & LUG WRENCH

KEY PART NUMBER	U/M DESCRIPTION	
G20167-03-000	EA DIRT GUARD-STEEL, FOR MUDFLAP	
017516-01-000	EA FLAP-MUD, BLACK	
080208-01-000	EA LUG WRENCH, 1.08X1.00	
080208-02-000	EA LEVERAGE BAR-LUG WRENCH	
095222-02-000	EA BRACKET-EXHAUST, UPPER - W/BEND & NUTS	

MISCELLANEOUS COMPONENTS

KEY PART NUMBER	U/M DESCRIPTION	
015365-01-000	EA PIN-TIRE CARRIER, CADMIUM PLATED	
075486-01-000	EA UNION-INVERTED FL TUBE, 1/4"	
075487-01-000	EA NUT-INVERTED FLARE, 1/4"	
088497-02-000	EA NUT-INVERTED FLARE, 1/4"	
084884-01-000	EA PLUG-BRASS, 3/8"	
000C12-05-16B	EA BOLT-HEX, 5/16-18 X 1 - ZINC 5	
000F39-05-00B	EA NUT-HEX, SER FLG LK - 5/16 - 18 ZN	
082401-07-000	EA CLAMP-HOSE, WORMGEAR 5"-7"	
088244-01-000	FT TAPE-FOAM, VINYL COATED - 2" WIDE - INCREMENTS OF 108 FT	
000D39-05-00B	EA NUT-HEX, SER FLG LK - 5/16 - 18 ZN	
051387-06-000	EA BOLT-CARRIAGE, W/O HOLE - 5/16-18 X 9.5 ZN	
102333-01-01A	EA BOLT-CARRIAGE, 7/16 - 14 - STAINLESS STEEL CAP- BEIGE	
000E13-17-00B	EA WASHER-FL-3/8 AR ZN	
071015-08-000	EA GROMMET-1.75"ID, FITS .66" MATERIAL, RUBBER	
000D39-05-00B	EA NUT-HEX, SER FLG LK - 5/16 - 18 ZN	
000D39-05-00B	EA NUT-HEX, SER FLG LK - 5/16 - 18 ZN	
000C12-10-24B	EA BOLT-HEX, 5/8-11 X 1 1/2 ZN - 5	
079942-01-000	EA SHOCK ABSORBER-STABILIZER, FRONT - 4-WAY	

BATTERY

KEY PART NUMBER	U/M DESCRIPTION	
051697-01-000	EA BRACKET-BATTERY, TIE DOWN	
051387-06-000	EA BOLT-CARRIAGE, W/O HOLE - 5/16-18 X 9.5 ZN	
086233-01-000	EA STUD-ISOLATED, 3/8" X 7/8" LONG	
074994-01-000	EA GUIDE-TRACK,BATTERY TRAY	
093695-01-000	EA TRAY-BATTERY, W/GUIDE & LATCH STRIKE	
093718-01-000	EA PLATE-STRIKE, BATTERY/STORAGE COMPARTMENT	

1990 WINNEBAGO

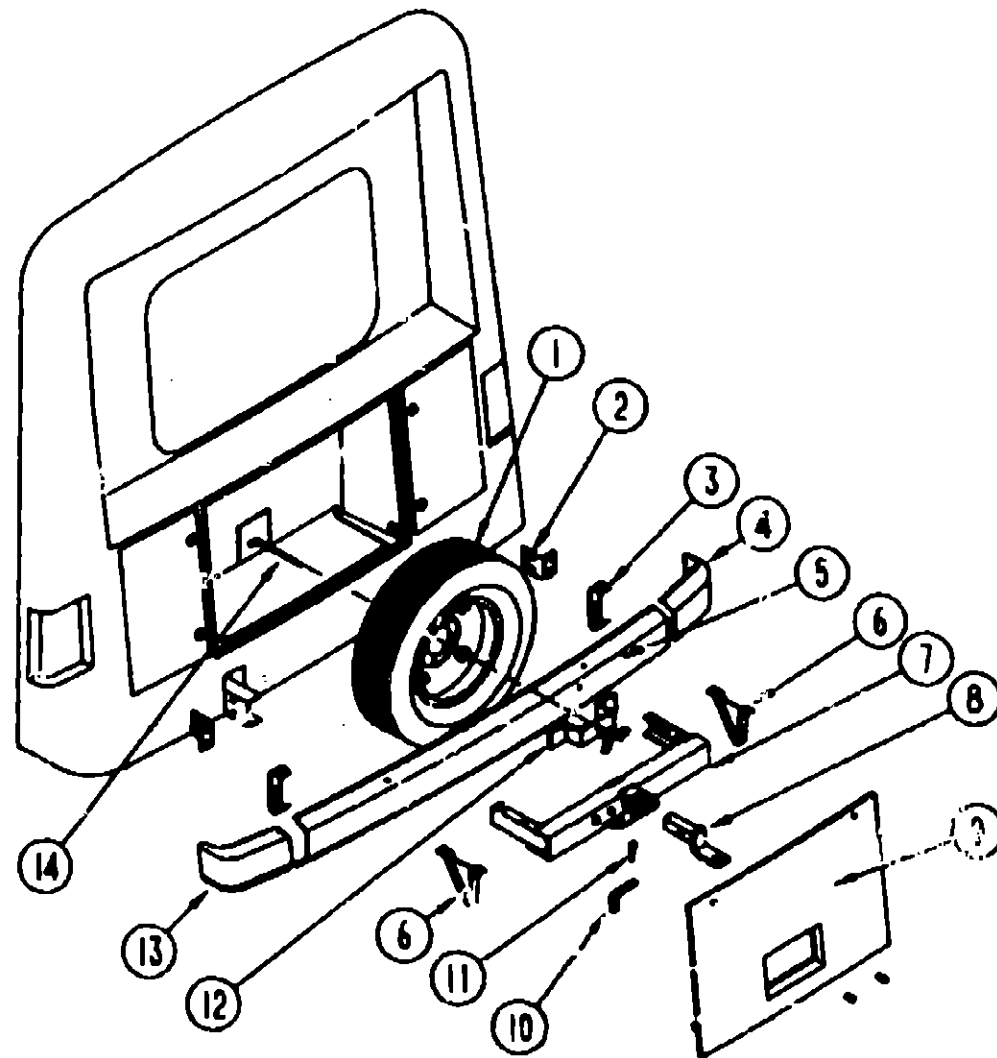
TABLE OF CONTENTS

INTRODUCTION	A-01 -	A-02
ABBREVIATIONS		A-03
ALPHABETICAL INDEX	A-04 -	A-08
WCN31RQ	A-07 -	F-12
WCN33RQ	F-13 -	K-18

1990 WCN31RQ INDEX

FLOOR PLAN	A-07 -	A-08
ACCESSORIES	A-09 -	A-20
BATH	A-21 -	A-24
BEDROOM	B-01 -	B-04
CHASSIS	B-05 -	B-14
C & C PAD	B-15 -	B-22
DINETTE	B-23 -	C-02
DRIVERS	C-03 -	C-07
ELECTRICAL	C-07 -	C-14
EXTERIOR BODY	C-15 -	D-02
GALLEY	D-03 -	D-08
HEATING & A/C	D-09 -	D-12
INTERIOR FINISH	D-13 -	D-17
LABEL	D-18 -	E-02
LP		E-03
LOUNGE	E-04 -	E-05
SEALANTS & FASTENERS	E-06 -	E-08
WATER & SEWAGE	E-09 -	E-13
WINDOW, VENT AND		
EXTERIOR DOOR	E-14 -	F-12

CHASSIS GROUP CONTINUED



REAR BUMPER, END CAP & TRAILER TOWING HOUSINGS

KEY PART NUMBER	U/M DESCRIPTION
097744-02-000	EA HOUSING-TRAILER PIN, 48"
097746-01-000	EA HOUSING CAP-TRAILER PIN
097745-02-000	EA HOUSING-RECEPTACLE, TRAILER - 48" WIRE LENGTH
1 007324-04-000	EA TIRE-8R19.5 LRD, MICHELIN XZA
1 051377-01-000	EA STEM-VALVE
M04019-01-000	EA WHEELWELL-BRIDGE, E-COATED
2 078558-01-000	EA SUPPORT-L ANGLE, BUMPER - PASSENGER SIDE - 5" X 4.9"
078558-02-000	EA SUPPORT-L ANGLE, BUMPER - DRIVER SIDE - 5" X 4.9"
3 077855-01-000	EA BRACKET-BUMPER, REAR - BENT ENDS - 2" WIDE X 8" LONG
005200-01-000	EA BOLT-BUMPER, ROUND HEAD-SQUARE NECK- W/SST CAP 7/16-14 X 1 1/4
4 092250-01-01A	EA CAP-BUMPER END, REAR PASSENGER - PLASTIC - BEIGE
5 077151-08-000	EA BUMPER-REAR, UNFINISHED
6 093148-01-000	EA PLATE-SKID, REAR BUMPER - V SHAPED
7 077617-04-000	EA HITCH-W/O DRAWBAR
8 077613-01-000	EA DRAWBAR ONLY
9 082982-01-Y10	EA DOOR-SPARE TIRE, W/LOCKS - 26.8" X 41.3" - BEIGE
10 034512-01-000	EA PIN-LOCKING, DRAWBAR
11 034513-01-000	EA PIN-HITCH, 3/16" WIRE
12 077399 01 000	EA RETAINER-SPARE TIRE
084081-01-000	EA NUT-W/O - SPAPE TIRE
13 092250-02-01A	EA CAP-BUMPER END, REAR DRIVER - PLASTIC - BEIGE
097501-01-000	EA BRACKET-BACKWALL, ANGLED 2.2" X 38" LONG
14 095869-02-000	EA PLATE ASM-SPARE TIRE WITH RETAINING ROD

CHASSIS GROUP CONTINUED
FRONT BUMPER & END CAP

KEY PART NUMBER	U/M DESCRIPTION
091994-01-02A	EA BUMPER-FRONT, BEIGE
091994-01-01A	EA BUMPER-FRONT, UNFINISHED
005200-01-000	EA BOLT-BUMPER, ROUND HEAD-SQUARE NECK- W/SST CAP 7/16-14 X 1 1/4
077852-01-000	EA BRACKET-BUMPER, FRONT - 2 PER COACH - BENT 2" X 8"
093514-01-000	EA SUPPORT-BUMPER, FRONT - L ANGLE - 4" X 7"
081107-01-000	EA BRACKET-BUMPER PIN, ANGLE 2.6" X 7.8" - METAL - BLACK
091840-02-01A	EA CAP-BUMPER END, FRONT DRIVER - PLASTIC - BEIGE
091840-01-01A	EA CAP-BUMPER END, FRONT PASSENGER - PLASTIC - BEIGE

PLASTIC WHEELWELL

KEY PART NUMBER	U/M DESCRIPTION
005071-01-000	EA WHEELWELL-PLASTIC

COMPARTMENTS AND PROP RODS

KEY PART NUMBER	U/M DESCRIPTION
032284-05-000	EA COMPARTMENT, STORAGE/FURNACE - 52.6" X 24.3" - GALVANIZED
096361-01-000	EA COMPARTMENT-STORAGE, 75.3" X 24.3" - GALVANIZED
096361-05-000	EA COMPARTMENT-STORAGE, 37.2" X 24.3" - GALVANIZED
096368-08-000	EA COMPARTMENT-STORAGE, 41.7" X 19.8" - GALVANIZED
096368-08-000	EA COMPARTMENT-STORAGE, 43.3" X 19.1" - GALVANIZED
M03486-01-000	EA COMPARTMENT-STORAGE
092844-02-Y12	EA PROP ROD-COMPARTMENT DOOR, W/SPRING & BRACKET
092489-01-000	EA SPRING-ROD-150 COMP
092639-01-000	EA BRACKET-DOOR PROP
093081-01-02A	EA STRIKER-DOOR, LUGGAGE, BLACK
079368-01-000	FT SEAL-ACCESS DOOR
081113-01-000	EA BUSHING-FLANGE, PLASTIC - WHITE
089329-01-000	EA CLIP-SPRING, 3/8"
008388-01-000	EA GROMMET-SNAP, 3/8"
084378-02-000	EA ROD-PROP, GENERATOR DOOR
094387-02-000	EA STRIKER-DOOR, GENERATOR
093305-01-01A	FT TRIM-EDGE, C-TYPE - WIRE CARRIER - .35" X .24" - VINYL
M03636-04-000	EA TRAY-COMPARTMENT, W/O HATCH - 63"
093834-04-000	EA COMPARTMENT-TANK, HOLDING - 63" X 27.8" - GALVANIZED
098038-01-02A	EA HATCH-COMPARTMENT, SEWER HOSE
091255-02-000	FT SEAL-ADHESIVE BACKED FOAM, 1.5" X .18"
094376-01-000	EA ROD-PROP, HOLDING TANK DOOR

EXTERIOR ACCESSORY PACKAGE OPTION L28E

KEY PART NUMBER	U/M DESCRIPTION
096785-01-000	EA RAIL-DRAWER

ENTRY STEP BOX

KEY PART NUMBER	U/M DESCRIPTION
088412-02-000	EA TRIM-STEPBOX, ENTRY DOOR - TAN
088412-04-000	EA TRIM-STEPBOX, ENTRY DOOR - BEIGE
092803-02-01A	EA LINER-STEP BOX, ENTRANCE DOOR - 5" - BLACK
M82055-01-000	EA ACCESS PNL-STEP BOX W/HINGE
088254-01-000	EA CATCH-MAGNETIC, 1.8" X .7"
009763-01-000	EA HINGE-CONTINUOUS, 1 1/2" X 72"
086845-01-000	EA PULL-CABINET, BRASS

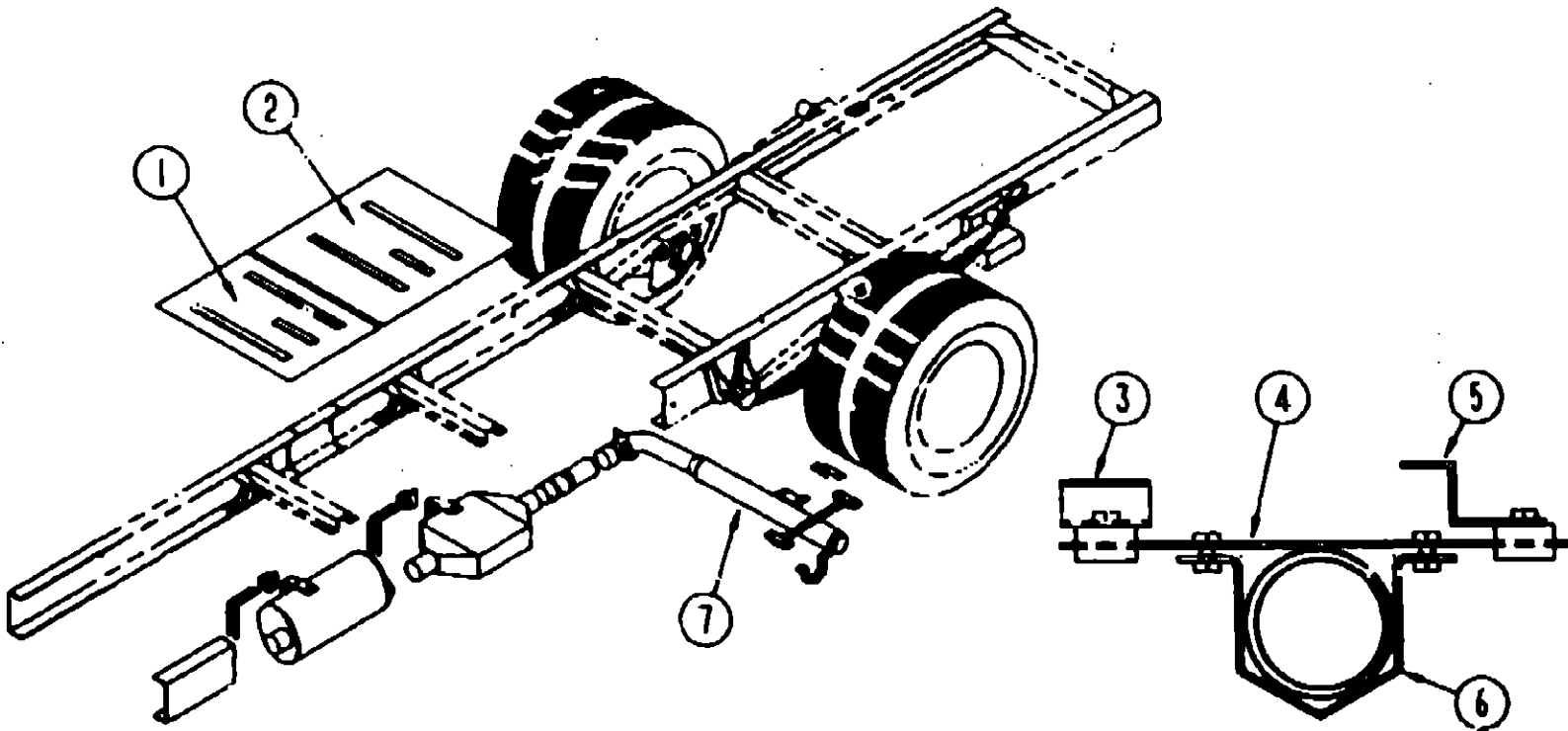
1990 WINNEBAGO
TABLE OF CONTENTS

INTRODUCTION	A-01 -	A-02
ABBREVIATIONS		A-03
ALPHABETICAL INDEX	A-04 -	A-08
WCN31RQ	A-07 -	F-12
WCN33RQ	F-13 -	K-18

1990 WCN31RQ INDEX

FLOOR PLAN	A-07 -	A-08
ACCESSORIES	A-09 -	A-20
BATH	A-21 -	A-24
BEDROOM	B-01 -	B-02
CHASSIS	B-05 -	B-14
C C & PAD	B-15 -	B-22
DINETTE	B-23 -	C-02
DRIVERS	C-03 -	C-08
ELECTRICAL	C-07 -	C-14
EXTERIOR BODY	C-15 -	D-02
GALLEY	D-03 -	D-08
HEATING & A/C	D-09 -	D-12
INTERIOR FINISH	D-13 -	D-17
LABEL	D-18 -	E-02
LP		E-03
LOUNGE	E-04 -	E-06
SEALANTS & FASTENERS	E-08 -	E-08
WATER & SEWAGE	E-09 -	E-13
WINDOW, VENT AND EXTERIOR DOOR	E-14 -	F-12

CHASSIS GROUP CONTINUED
EXHAUST COMPONENTS



1990 WINNEBAGO
TABLE OF CONTENTS

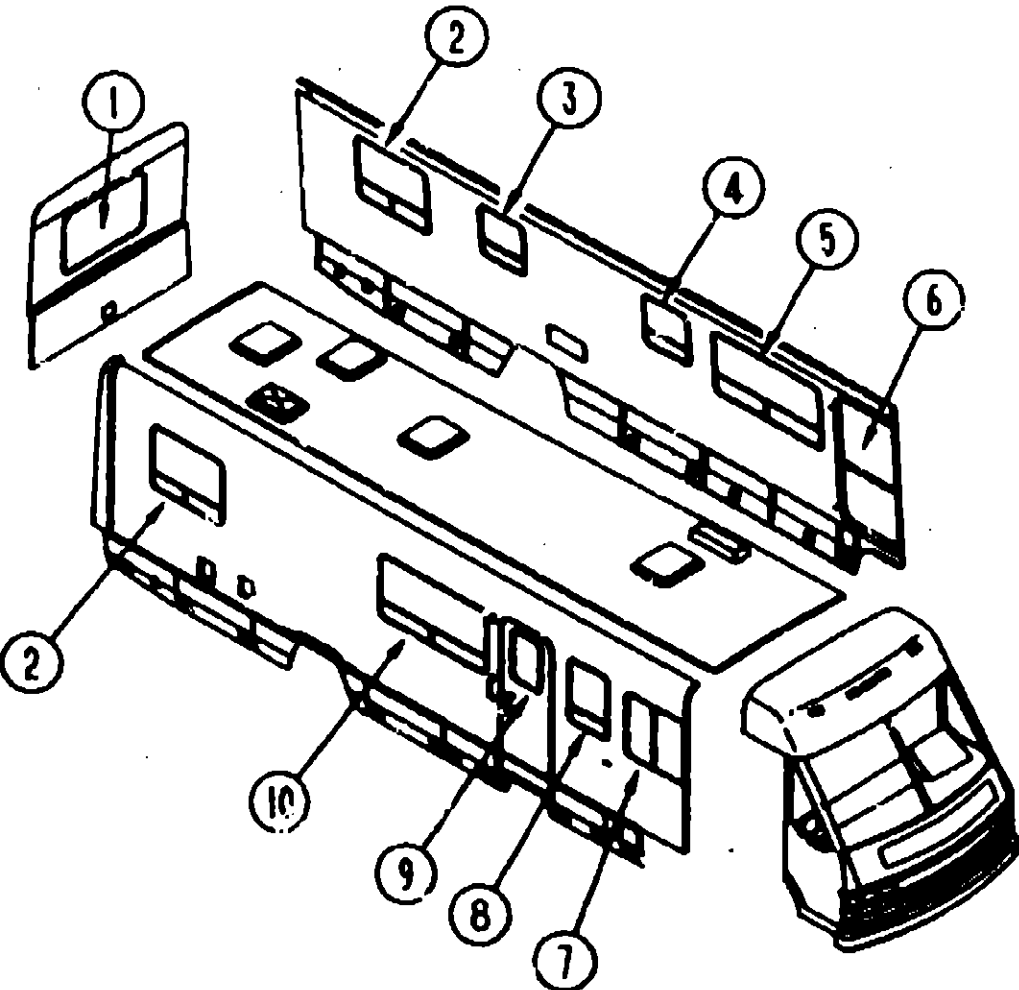
INTRODUCTION	A-01 -	A-02
ABBREVIATIONS		A-03
ALPHABETICAL INDEX	A-04 -	A-06
WCN31RQ	A-07 -	F-12
WCN33RQ	F-13 -	K-18

1990 WCN31RQ INDEX

FLOOR PLAN	A-07 -	A-08
ACCESSORIES	A-09 -	A-20
BATH	A-21 -	A-24
BEDROOM	B-01 -	B-04
CHASSIS	B-05 -	B-14
C C & PAD	B-15 -	B-22
DINETTE	B-23 -	C-02
DRIVERS	C-03 -	C-08
ELECTRICAL	C-07 -	C-14
EXTERIOR BODY	C-15 -	D-02
GALLEY	D-03 -	D-08
HEATING & AC	D-09 -	D-12
INTERIOR FINISH	D-13 -	D-17
LABEL	D-18 -	E-02
LF		E-03
LOUNGE	E-04 -	E-05
SEALANTS & FASTENERS	E-06 -	E-08
WATER & SEWAGE	E-09 -	E-13
WINDOW, VENT AND		
EXTERIOR DOOR	E-14 -	F-12

KEY PART NUMBER	U/M	DESCRIPTION	
1 100386 03 000	EA	SHIELD-HEAT,MUFFLER	
1 101544 01 000	EA	SHIELD-HEAT,EXHAUST	FROM 04-04-90 THRU 06-10-90
2 101544 02 000	EA	SHIELD-HEAT,EXHAUST	FROM 06-11-90 THRU 99-99-99
2 093009 01 000	EA	SHIELD-HEAT,CONVERTOR	FROM 06-11-90 THRU 99-99-99
2 095523 04 000	EA	BRACKET-EXHAUST,UPPER	FROM 00-00-00 THRU 06-10-90
4 095523-03-000	EA	BRACKET-EXHAUST,UPPER	
5 095222-02-000	EA	BRACKET-EXHAUST, UPPER - W/BEND & NUTS - CHEVY PROVIDED PRIOR TO 12-89	
			FROM: 12-05-89 THRU: 99-99-99
6 095223-02-000	EA	BRACKET-EXHAUST, LOWER - STRAIGHT - W/NUTS - CHEVY PROVIDED PRIOR TO 12-89	
			FROM: 12-05-89 THRU: 99-99-99
7 090599-01-000	EA	PIPE-EXHAUST	
095190-01-000	EA	HANGER-EXHAUST, 4" X 1.4" - CHEVY PROVIDED PRIOR TO 12-89	
			FROM: 12-05-89 THRU: 99-99-99

CURTAIN, CUSHION & PAD GROUP



WINDOW TREATMENT

KEY PART NUMBER	U/M DESCRIPTION
1 089058 15 AB6	EA LEG ASM-RIGHT SIDE,GATHERED TRIM,N/HOLE(AB6)
1 089058 16 AB6	EA LEG ASM-LEFT SIDE,GATHERED TRIM,N/HOLE(AB6)
1 086335 13 AB6	EA BLIND-PLEATED,45.5 X 32,E-Z LIFT(AB6)
1 089058 15 AB7	EA LEG ASM-RIGHT SIDE,GATHERED TRIM,N/HOLE(AB7)
1 089058 16 AB7	EA LEG ASM-LEFT SIDE,GATHERED TRIM,N/HOLE(AB7)
1 086335 13 AB7	EA BLIND-PLEATED,45.5 X 32,E-Z LIFT(AB7)
1 089058 25 AB3	EA LEG ASM-RIGHT SIDE,GATHERED TRIM,N/HOLE(AB8)
1 089058 26 AB3	EA LEG ASM-LEFT SIDE,GATHERED TRIM,N/HOLE(AB8)
1 086335 13 AB8	EA BLIND-PLEATED,45.5 X 32,E-Z LIFT(AB8)
2 089058 13 AB6	EA LEG ASM-RIGHT SIDE,GATHERED (AB6)
2 089058 14 AB1	EA LEG ASM-LEFT SIDE,GATHERED (AB6)
2 093453 24 AB6	EA VAL-GATH. W/FABR.TRIM,46" (AB6)
2 086335 14 AB6	EA BLIND-PLEATED,38.5 X 34 - E-Z LIFT (AB6)
2 089058 13 AB7	EA LEG ASM-LEG ASM-RIGHT SIDE,GATHERED (AB7)
2 089058 14 AB2	EA LEG ASM-LEFT SIDE,GATHERED (AB7)
2 093453 24 AB7	EA VAL-GATH. W/FABR.TRIM,46" (AB7)
2 086335 14 AB7	EA BLIND-PLEATED,38.5 X 34 - E-Z LIFT (AB7)
2 089058 33 AB8	EA LEG ASM-LEG ASM-RIGHT SIDE,GATHERED (AB8)
2 089058 34 AB8	EA LEG ASM-LEFT SIDE,GATHERED (AB8)
2 093453 33 AB8	EA VAL-GATH. W/FABR.TRIM,46" (AB8)
2 086335 14 AB8	EA BLIND-PLEATED,38.5 X 34 - E-Z LIFT (AB8)

KEY PART NUMBER	U/M DESCRIPTION
3 093454 15 AB1	EA CURTAIN ASM. - 28" X 12", GATHERED SNAP TOP (AB6)
3 093454 21 AB6	EA CURTAIN ASM.-25.5" X 12",GATHERED SNAP TOP (AB6)
3 093475 29 01A	EA BLIND-MINI,28" X 27.5" DROP
3 093454 15 AB1	EA CURTAIN ASM. - 28" X 12", GATHERED SNAP TOP (AB7)
3 093454 21 AB7	EA CURTAIN ASM.-25.5" X 12",GATHERED SNAP TOP (AB7)
3 093475 29 01A	EA BLIND-MINI,28"X27.5" DROP
3 093454 16 AB3	EA CURTAIN ASM. - 28" X 12", GATHERED SNAP TOP (AB8)
3 093454 22 AB8	EA CURTAIN ASM.-25.5" X 12",GATHERED SNAP TOP (AB8)
3 093475 29 02A	EA BLIND-MINI,28" X 27.5" DROP - MAUVE
4 093475 03 04A	EA BLIND-MINI,28" WIDE X 25" DROP (AB6)
4 093475 37 01A	EA BLIND-MINI,28" X 21",DROP (AB6)
4 093475 03 04A	EA BLIND-MINI,28" WIDE X 25" DROP (AB7)
4 093475 37 01A	EA BLIND-MINI,28" X 21",DROP (AB7)
4 093475 03 03A	EA BLIND-MINI,28" WIDE X 25" DROP (AB8)
4 093475 37 02A	EA BLIND-MINI,28" X 21",DROP (AB8)
5 M97472 01 AB6	EA LEG ASM-STAINED W/INSERT,(AB6)
5 093475 21 03A	EA BLIND-MINI,57.5X32DRP (AB8)
5 M97472 01 AB7	EA LEG ASM-STAINED W/INSERT (AB7)
5 093475 21 03A	EA BLIND-MINI,57.5X32DRP (AB7)
5 M97472 02 AB8	EA LEG ASM-STAINED W/INSERT (AB8)
5 093475 21 04A	EA BLIND-MINI,57.5X32DRP (AB8)
6 083452 02 AB6	EA CURTAIN-W/SNAP TOP,LT 48 X 50
6 077591 09 AB6	EA CURTAIN - 60 X 47.5, VEL.TOP,RT USED W/BUNK
6 073304 58 AB6	EA CURTAIN-SNAP TOP W/LINING - 36 X 37 USED W/BUNK
073304 80 AB6	EA CURTAIN-W/SNAP TOP W/LINING,-34 X 82
097994 03 AB6	EA CURTAIN W/LOOK TOP 34 X 75
7 093452 01 AB6	EA CURTAIN-W/SNAP TOP,RT 48 X 50
7 077591 10 AB6	EA CURTAIN - 60 X 47.5, VEL.TOP,LT USED W/BUNK
7 073304 58 AB6	EA CURTAIN-SNAP TOP W/LINING - 36 X 125 USED W/BUNK
8 M97472 01 AB6	EA LEG ASM-STAINED W/INSERT,REAR (AB6)
8 M97472 03 AB1	EA LEG ASM-STAINED W/INSERT,FRONT (AB6)
8 093475 22 03A	EA BLIND-MINI, 21 X 32 DROP (AB6)
8 M97472 01 AB7	EA LEG ASM-STAINED W/INSERT,REAR (AB7)
8 M97472 03 AB2	EA LEG ASM-STAINED W/INSERT,FRONT (AB7)
8 093475 22 03A	EA BLIND-MINI, 21 X 32 DROP (AB7)
8 M97472 02 AB8	EA LEG ASM-STAINED W/INSERT,REAR (AB8)
8 M97472 04 AB3	EA LEG ASM-STAINED W/INSERT,FRONT (AB8)
8 063475 22 04A	EA BLIND-MINI, 21 X 32 DROP (AB8)
9 084755 57 AB6	EA SHADE PULL-27.25, NO TRIM
10 M97472 01 AB6	EA LEG ASM-STAINED W/INSERT - FRONT & REAR -(AB6)
10 M97472 01 AB7	EA LEG ASM-STAINED W/INSERT - FRONT & REAR -(AB7)
10 M97472 02 AB8	EA LEG ASM-STAINED W/INSERT - FRONT & REAR -(AB8)
10 093475 21 03A	EA BLIND-MINI, 57.5 X 32 DROP (AB6,AB7)
10 093475 21 04A	EA BLIND-MINI, 57.5 X 32 DROP (AB8)
073280 40 AB1	EA TIEBACK ASM-10X18
073280 40 AB1	EA TIEBACK ASM-10X18
073280 40 AB1	EA TIEBACK ASM-10X18

CURTAIN, CUSHION & PAD GROUP (CONTINUED)

WINDOW TREATMENT CONT

U/M DESCRIPTION	FROM: 00-00-00 THRU: 10-01-89
EA CURTAIN ASM. - 28" X 12", GATHERED SNAP TOP (AB6)	FROM: 00-00-00 THRU: 10-01-89
EA CURTAIN ASM.-25.5" X 12",GATHERED SNAP TOP (AB6)	FROM: 10-02-89 THRU: 12-10-89
EA BLIND-MINI,28" X 27.5" DROP	FROM: 00-00-00 THRU: 10-01-89
EA CURTAIN ASM. - 28" X 12", GATHERED SNAP TOP (AB7)	FROM: 00-00-00 THRU: 10-01-89
EA CURTAIN ASM.-25.5" X 12",GATHERED SNAP TOP (AB7)	FROM: 10-02-89 THRU: 12-10-89
EA BLIND-MINI,28"X27.5" DROP	FROM: 00-00-00 THRU: 10-01-89
EA CURTAIN ASM. - 28" X 12", GATHERED SNAP TOP (AB8)	FROM: 00-00-00 THRU: 10-01-89
EA CURTAIN ASM.-25.5" X 12",GATHERED SNAP TOP (AB8)	FROM: 10-02-89 THRU: 12-10-89
EA BLIND-MINI,28" X 27.5" DROP - MAUVE	FROM: 00-00-00 THRU: 10-01-89
EA BLIND-MINI,28" WIDE X 25" DROP (AB6)	FROM: 00-00-00 THRU: 11-12-89
EA BLIND-MINI,28" X 21",DROP (AB6)	FROM: 11-13-89 THRU: 99-99-99
EA BLIND-MINI,28" WIDE X 25" DROP (AB7)	FROM: 00-00-00 THRU: 11-12-89
EA BLIND-MINI,28" X 21",DROP (AB7)	FROM: 11-13-89 THRU: 99-99-99
EA BLIND-MINI,28" WIDE X 25" DROP (AB8)	FROM: 00-00-00 THRU: 11-12-89
EA BLIND-MINI,28" X 21",DROP (AB8)	FROM: 11-13-89 THRU: 99-99-99
EA LEG ASM-STAINED W/INSERT,(AB6)	FROM: 00-00-00 THRU: 08-13-89
EA BLIND-MINI,57.5X32DRP (AB8)	FROM: 08-14-89 THRU: 99-99-99
EA LEG ASM-STAINED W/INSERT (AB7)	
EA BLIND-MINI,57.5X32DRP (AB7)	
EA LEG ASM-STAINED W/INSERT (AB8)	
EA BLIND-MINI,57.5X32DRP (AB8)	
EA CURTAIN-W/SNAP TOP,LT 48 X 50	
EA CURTAIN - 60 X 47.5, VEL.TOP,RT USED W/BUNK	
EA CURTAIN-SNAP TOP W/LINING - 36 X 37 USED W/BUNK	
EA CURTAIN-W/SNAP TOP W/LINING,-34 X 82	
EA CURTAIN W/LOOK TOP 34 X 75	
EA CURTAIN-W/SNAP TOP,RT 48 X 50	
EA CURTAIN - 60 X 47.5, VEL.TOP,LT USED W/BUNK	
EA CURTAIN-SNAP TOP W/LINING - 36 X 125 USED W/BUNK	
EA LEG ASM-STAINED W/INSERT,REAR (AB6)	
EA LEG ASM-STAINED W/INSERT,FRONT (AB6)	
EA BLIND-MINI, 21 X 32 DROP (AB6)	
EA LEG ASM-STAINED W/INSERT,REAR (AB7)	
EA LEG ASM-STAINED W/INSERT,FRONT (AB7)	
EA BLIND-MINI, 21 X 32 DROP (AB7)	
EA LEG ASM-STAINED W/INSERT,REAR (AB8)	
EA LEG ASM-STAINED W/INSERT,FRONT (AB8)	
EA BLIND-MINI, 21 X 32 DROP (AB8)	
EA SHADE PULL-27.25, NO TRIM	
EA LEG ASM-STAINED W/INSERT - FRONT & REAR -(AB6)	
EA LEG ASM-STAINED W/INSERT - FRONT & REAR -(AB7)	
EA LEG ASM-STAINED W/INSERT - FRONT & REAR -(AB8)	
EA BLIND-MINI, 57.5 X 32 DROP (AB6,AB7)	
EA BLIND-MINI, 57.5 X 32 DROP (AB8)	
EA TIEBACK ASM-10X18	
EA TIEBACK ASM-10X18	
EA TIEBACK ASM-10X18	

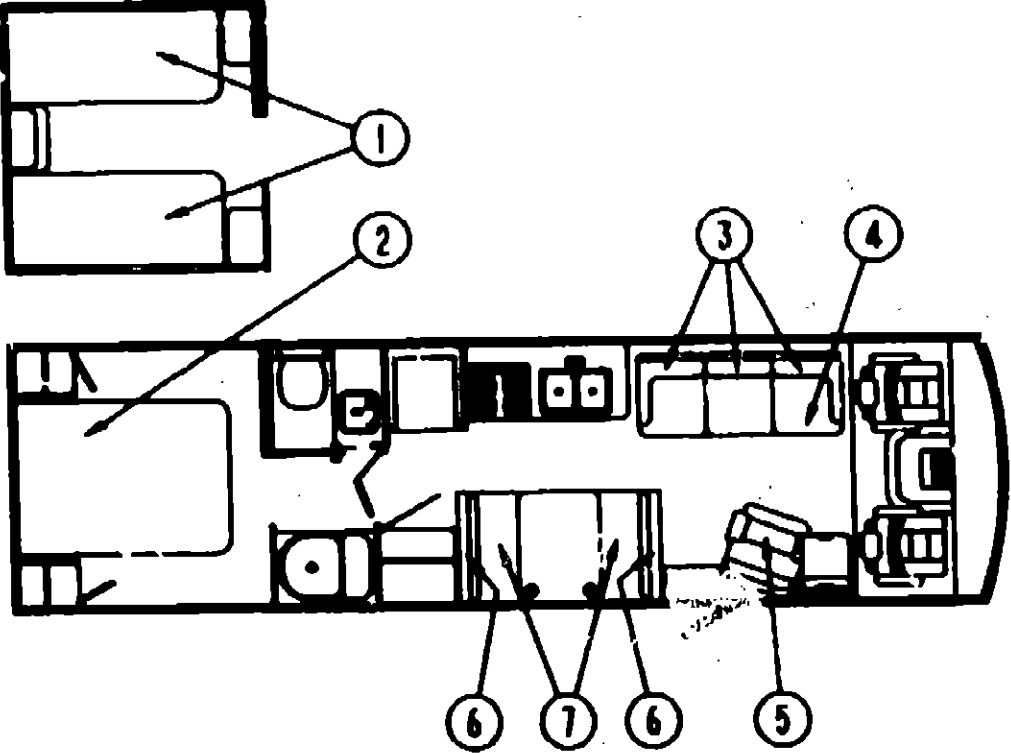
1990 WINNEBAGO
TABLE OF CONTENTS

INTRODUCTION	A-01 -	A-02
ABBREVIATIONS		A-03
ALPHABETICAL INDEX	A-04 -	A-06
WCN31RQ	A-07 -	F-12
WCN33RQ	F-13 -	K-18

1990 WCN31RQ INDEX

FLOOR PLAN	A-07 -	A-08
ACCESSORIES	A-09 -	A-20
BATH	A-21 -	A-24
BEDROOM	B-01 -	B-04
CHASSIS	B-05 -	B-14
C C & PAD	B-15 -	B-22
DINETTE	B-23 -	C-02
DRIVERS	C-03 -	C-08
ELECTRICAL	C-07 -	C-14
EXTERIOR BODY	C-15 -	D-02
GALLEY	D-03 -	D-08
HEATING & A/C	D-09 -	D-12
INTERIOR FINISH	D-13 -	D-17
LABEL	D-18 -	E-02
LP		E-03
LOUNGE	E-04 -	E-05
SEALANTS & FASTENERS	E-06 -	E-08
WATER & SEWAGE	E-09 -	E-13
WINDOW, VENT AND EXTERIOR DOOR	E-14 -	F-12

CURTAIN, CUSHION & PAD GROUP (CONTINUED)



MATTRESS & BEDSPREAD

KEY PART NUMBER	U/M DESCRIPTION
1 092371 11 AB6	EA BEDSPREAD-FITTED - W/RUFFLE,TWIN,LT.
1 092371 11 AB7	EA BEDSPREAD-FITTED - W/RUFFLE,TWIN,LT
1 092371 09 AB8	EA BEDSPREAD-FITTED - W/RUFFLE,TWIN,LT
1 092371 10 AB6	EA BEDSPREAD-FITTED - W/RUFFLE,TWIN,RT
1 092371 10 AB7	EA BEDSPREAD-FITTED - W/RUFFLE,TWIN,RT
1 092371 08 AB8	EA BEDSPREAD-FITTED - W/RUFFLE,TWIN,RT
098178 01 000	EA MATTRESS-INNERSPRING,32X74

MATTRESS & BED COVERINGS

KEY PART NUMBER	U/M DESCRIPTION
2 092371 07 AB6	EA BEDSPREAD-FITTED - W/RUFFLE, QUEEN - 60X75
2 092371 07 AB7	EA BEDSPREAD-FITTED - W/RUFFLE, QUEEN - 60X75
2 092371 03 AB8	EA BEDSPREAD-FITTED - W/RUFFLE, QUEEN - 60X75
081997 04 AB6	EA PILLOW SHAM-W/RUFFLE,30X28
081997 04 AB7	EA PILLOW SHAM-W/RUFFLE,30X28
081997 05 AB8	EA PILLOW SHAM-W/RUFFLE,30X28
098178 01 000	EA MATTRESS-INNERSPRING 59X74

DRIVERS SIDE COUCH

KEY PART NUMBER	U/M DESCRIPTION
3 085357 01 AB6	EA CUSHION - BACK - SINGLE GATHERED
3 085357 01 AB7	EA CUSHION - BACK - SINGLE GATHERED
3 085357 04 AB3	EA CUSHION - BACK - NON-GATHERED (AB8)
M85357 01 AB6	EA COVER - BACK CUSHION - SINGLE GATHERED
M85357 01 AB7	EA COVER - BACK CUSHION - SINGLE GATHERED
M85357 04 AB3	EA COVER - BACK CUSHION - NON-GATH.CELEG (AB8)
4 089007 04 AB6	EA SOFA SEAT-CELEBRITY BED
4 089007 04 AB7	EA SOFA SEAT-CELEBRITY BED
4 089007 04 AB8	EA SOFA SEAT-CELEBRITY BED
M89007 04 AB1	EA COVER ASM-CELEBRITY BED (AB6)
M89007 04 AB2	EA COVER ASM-CELEBRITY BED (AB7)
M89007 04 AB3	EA COVER ASM-CELEBRITY BED (AB8)
085060 10 AB1	EA CUSHION ASM.-THROW PILLOW (AB6)
085060 10 AB2	EA CUSHION ASM.-THROW PILLOW (AB7)
085060 05 AB8	EA CUSHION ASM.-THROW PILLOW (AB8)
079386 01 000	EA FRAME ASM-BED,CONTINENTAL
079386 02 000	EA HARDWARE-KIT,

KEY PART NUMBER	U/M DESCRIPTION
5 086516 07 AB6	EA CHAIR ASM-CELEBRITY,W/O BASE OR SKIRT - RECLINER
5 086516 07 AB7	EA CHAIR ASM-CELEBRITY,W/O BASE OR SKIRT - RECLINER
5 086516 09 AB8	EA CHAIR ASM-NON-GATH.CELEBRITY,W/O BASE OR SKIRT - RECLINER
M86516 07 AB6	EA COVER-CHAIR ASM-CELEBRITY - RECLINER
M86516 07 AB7	EA COVER-CHAIR ASM-CELEBRITY - RECLINER
M86516 09 AB8	EA COVER-CHAIR ASM-CELEBRITY - RECLINER
089032 01 AB1	EA SKIRT ASM- RECLINER CELEBRITY
089032 01 AB2	EA SKIRT ASM- RECLINER CELEBRITY
089032 11 AB3	EA SKIRT ASM- RECLINER CELEBRITY
089368 01 000	EA FRAME-CHAIR, REMOTE RECLINER
089368 02 000	EA FRAME-CABLE,REMOTE RECLINER
089368 03 000	EA FRAME-CABLE,REMOTE SLIDE
069246-02-000	EA ADJUSTER-SEAT/CHAIR, W/O LOCK - FORWARD & BACK
069246-05-700	EA SPRING-ADJUSTER, FOR REMOTE
069246-05-000	EA ADJUSTER-SEAT/CHAIR, W/REMOTE
069246-05-700	EA SPRING-ADJUSTER, FOR REMOTE
069246-05-701	EA CLIP-CABLE, FOR REMOTE
093481-03-000	EA TOP PLATE-PEDESTAL, W/LOCK
093482-01-000	EA SHROUD-PEDESTAL, 13" - PLASTIC - BLACK
093481-02-000	EA BASE-PEDESTAL, W/10" EXTENSION

CURTAIN, CUSHION & PAD GROUP (CONTINUED)
PASSENGER SIDE SWIVEL CHAIR

U/M DESCRIPTION
EA CHAIR ASM-CELEBRITY,W/O BASE OR SKIRT - RECLINER
EA CHAIR ASM-CELEBRITY,W/O BASE OR SKIRT - RECLINER
EA CHAIR ASM-NON-GATH.CELEBRITY,W/O BASE OR SKIRT - RECLINER
EA COVER-CHAIR ASM-CELEBRITY - RECLINER
EA COVER-CHAIR ASM-CELEBRITY - RECLINER
EA COVER-CHAIR ASM-CELEBRITY - RECLINER
EA SKIRT ASM- RECLINER CELEBRITY
EA SKIRT ASM- RECLINER CELEBRITY
EA SKIRT ASM- RECLINER CELEBRITY
EA FRAME-CHAIR, REMOTE RECLINER
EA FRAME-CABLE,REMOTE RECLINER
EA FRAME-CABLE,REMOTE SLIDE
EA ADJUSTER-SEAT/CHAIR, W/O LOCK - FORWARD & BACK
EA SPRING-ADJUSTER, FOR REMOTE
EA ADJUSTER-SEAT/CHAIR, W/REMOTE
EA SPRING-ADJUSTER, FOR REMOTE
EA CLIP-CABLE, FOR REMOTE
EA TOP PLATE-PEDESTAL, W/LOCK
EA SHROUD-PEDESTAL, 13" - PLASTIC - BLACK
EA BASE-PEDESTAL, W/10" EXTENSION

BACKREST CUSHIONS

KEY PART NUMBER	U/M DESCRIPTION
6 088927 63 AB6	EA CUSHION BACKREST-15 X 38 X 5 (AB6) FROM: 11-27-89 THRU: 99-99-99
M88927 63 AB6	EA COVER- BACKREST-15 X 38 X 5 (AB6)
6 088927 49 AB7	EA CUSHION BACKREST-13.5 X 38 X 5 (AB7) FROM: 00-00-00 THRU: 11-26-89
M88927 49 AB7	EA COVER- BACKREST-15 X 38 X 5 (AB7) FROM: 00-00-00 THRU: 11-26-89
6 088927 63 AB7	EA CUSHION BACKREST-15 X 38 X 5 ANGLE (AB7) FROM: 11-27-89 THRU: 99-99-99
M88927 63 AB7	EA COVER- BACKREST-15 X 38 X 5 (AB6) FROM: 11-27-89 THRU: 99-99-99
6 088927 58 AB3	EA CUSHION BACKREST-13.5 X 38 X 5,HORIZ,ANGLED (AB3) FROM: 00-00-00 THRU: 11-26-89
M88927 58 AB3	EA COVER BACKREST-13.5 X 38 X 5,HORIZ,ANGLED (AB3)
6 088927 68 AB3	EA CUSHION BACKREST-15 X 38 X 5,HORIZ,ANGLED (AB8) FROM: 11-27-89 THRU: 99-99-99
M88927 68 AB3	EA COVER BACKREST-15 X 38 X 5,HORIZ,ANGLED (AB8) FROM: 11-27-89 THRU: 99-99-99

SEAT CUSHIONS

KEY PART NUMBER	U/M DESCRIPTION
7 088927 40 AB6	EA CUSHION SEAT-22 X 38 X 5 CELEG.W/SEW LINING
7 088927 40 AB7	EA CUSHION SEAT-22 X 38 X 5 CELEG.W/SEW LINING
7 088927 59 AB3	EA CUSHION SEAT-22 X 38 X 5 HORIZ.W/SEW LINING
M88927 40 AB6	EA COVER-SEAT, DINETTE -22 X 38 X 5 CELEG.W/SEW LINING
M88927 40 AB7	EA COVER-SEAT, DINETTE -22 X 38 X 5 CELEG.W/SEW LINING
M88927 59 AB3	EA COVER-SEAT, DINETTE -22 X 38 X 5 HORIZ.W/SEW LINING

1990 WINNEBAGO
TABLE OF CONTENTS

INTRODUCTION	A-01 - A-02
ABBREVIATIONS	A-03
ALPHABETICAL INDEX	A-04 - A-06
WCN31RQ	A-07 - F-12
WCN33RQ	F-13 - K-18

1990 WCN31RQ INDEX

FLOOR PLAN	A-07 - A-08
ACCESSORIES	A-09 - A-20
BATH	A-21 - A-24
BEDROOM	B-01 - B-04
CHASSIS	B-05 - B-14
C C & PAD	B-15 - B-22
DINETTE	B-23 - C-02
DRIVERS	C-03 - C-08
ELECTRICAL	C-07 - C-14
EXTERIOR BODY	C-15 - D-02
GALLEY	D-03 - D-08
HEATING & AC	D-09 - D-12
INTERIOR FINISH	D-13 - D-17
LABEL	D-18 - E-02
LP	E-03
LOUNGE	E-04 - E-05
SEALANTS & FASTENERS	E-06 - E-08
WATER & SEWAGE	E-09 - E-13
WINDOW, VENT AND EXTERIOR DOOR	E-14 - F-12

CURTAIN, CUSHION & PAD GROUP (CONTINUED)

BUNK CUSHION

KEY PART NUMBER	U/M DESCRIPTION
079145-05-000	EA CUSHION-BUNK
M73145-05-000	EA COVER, CUSHION - BUNK

CURTAIN TRACKS AND HARDWARE

KEY PART NUMBER	U/M DESCRIPTION
097919-04-01A	EA TRACK-CURTAIN, WRAPAROUND - DRIVER - OFF WHITE
097919-03-01A	EA TRACK-CURTAIN, WRAPAROUND - PASSENGER - OFF WHITE
097625-01-000	EA HOOK-DRAPERY
048394-02-000	YD VELCRO TAPE-HOOK, ADHESIVE BACK - .75" WIDE - BEIGE
029082-01-000	EA STUD-NICKEL FINISH-8031
029083-01-000	EA EYELET-NICKEL FINISH-8041
029084-04-000	YD TAPE-LOOP, 1.0 WIDE, BLACK
029084-05-000	YD TAPE-LOOP, .50 WIDE, BEIGE
029086-03-000	YD TAPE-HOOK, 1.0 WIDE, BLACK
086276-01-000	EA TAPE-DOUBLE SIDED, 1/2"
087253-01-000	EA PULL-ROLLER SHADE, PLASTIC - CLEAR
086843-01-000	EA SPRING-REWIND, ROLLER SHADE
084434-01-000	EA BRACKET-MOUNTING, ROLLER SHADE - 1 3/8"
089916-01-000	EA MOUNT-WINDOW LEG, BLACK
063170-01-000	EA BRACKET-BLIND, REAR
063170-02-000	EA BRACKET-BLIND, FRONT
087565-01-000	EA BRACKET-MOUNTING, BLIND
083475-01-700	EA WAND-BLIND, W/METAL CLIP - 6" LONG
083475-01-701	EA END CAP-BLIND, W/STUD
085591-02-000	EA BRACKET-BLIND, HOLD-DOWN - W/PIN
046867-01-000	EA GROMMET-BRASS - 7/16" ID X 1" OD
058797-02-000	EA SHELL-BUTTON, PLASTIC - # 30
088734-01-000	EA BACK-BUTTON, DURASNAP - # 30
078155-01-000	EA STRAP-BACK CUSHION, SNAP
029155-01-000	EA CAP-SNAP, NICKEL
029156-01-000	EA SOCKET-SNAP FASTENER, NICKEL

FABRICS AND TRIMS

KEY PART NUMBER	U/M DESCRIPTION
088792-01-000	YD VELCRO-5/8" HOOK, NON-ADHES
088792-02-000	YD VELCRO-3/4" LOOP, ADHESIVE
106544-01-000	EA PULL-SHADE, BRASS
087253-01-000	EA PULL-SHADE-GRABER, CLEAR PLASTIC
088008-01-000	SY FABRIC - UPHOLSTERY MAIN - AB6
088008-02-000	SY FABRIC - UPHOLSTERY MAIN - AB7
088008-17-000	SY FABRIC - UPHOLSTERY MAIN - AB8
088274-33-000	SY FABRIC - UPHOLSTERY ACCENT - AB6
088274-80-000	SY FABRIC - UPHOLSTERY ACCENT - AB7
088008-25-000	SY FABRIC - UPHOLSTERY ACCENT - AB8
088273-42-000	YD FABRIC-BEDSPREAD ACCENT (AB6)
088273-45-000	YD FABRIC-BEDSPREAD MAIN (AB6)
088273-42-000	YD FABRIC-BEDSPREAD ACCENT (AB7)
088273-46-000	YD FABRIC-BEDSPREAD MAIN (AB7)
088273-39-000	YD FABRIC-BEDSPREAD (AB8)
079680-08-000	SY FABRIC - VINYL - OFF WHITE
088273-42-000	SY FABRIC - BLACKOUT & WRAPAROUND - PARCHMENT
075244-02-000	YD VINYL - SHOWER CURTAIN LINER
103907-01-01A	YD VINYL-EXPANDED MADRID C/W
079680-01-000	YD VINYL-EXPANDED 26 OZ BUCKSKIN
079680-09-000	YD VINYL-OFF WHITE
079349-01-X75	YD WELT ASM-ACCENT FABRIC
072333-74-000	SY FABRIC-DRAPERY

CURTAIN, CUSHION & PAD GROUP (CONTINUED)

FLOOR COVERINGS & COMPONENTS

KEY PART NUMBER	U/M DESCRIPTION
086080-06-000	SY CARPET AB6
072860-89-000	SY CARPET AB7
072860-69-000	SY CARPET AB8
093486-01-000	SY CARPET-COMPARTMENT, 54" WIDE - DARK GRAY
042720-08-000	SY VINYL - GALLEY FLOOR
075233-01-000	SY PAD-CARPET, 3/8" X 6"
076314-02-000	FT TAPE-CARPET SEAM, HEAT-BOND

SEATBELT

KEY PART NUMBER	U/M DESCRIPTION
007021-01-000	EA BELT-SEAT, 2" X 90" - BLACK
057759-01-000	EA WASHER BRACKET-SEAT BELT, 4" DIAMETER
000D39-06-008	EA NUT-HEX, SER FLG LK - 3/8-16 ZN

1990 WINNEBAGO

TABLE OF CONTENTS

INTRODUCTION	A-01 - A-02
ABBREVIATIONS	A-03
ALPHABETICAL INDEX	A-04 - A-06
WCN31RQ	A-07 - F-12
WCN33RQ	F-13 - K-18

1990 WCN31RQ INDEX

FLOOR PLAN	A-07 - A-08
ACCESSORIES	A-09 - A-20
BATH	A-21 - A-24
BEDROOM	B-01 - B-04
CHASSIS	B-05 - B-14
C C & PAD	B-15 - B-22
DINETTE	B-23 - C-02
DRIVERS	C-03 - C-05
ELECTRICAL	C-07 - C-14
EXTERIOR BODY	C-15 - D-02
GALLEY	D-03 - D-08
HEATING & AC	D-09 - D-12
INTERIOR FINISH	D-13 - D-17
LABEL	D-18 - E-02
LP	E-03
LOUNGE	E-04 - E-05
SEALANTS & FASTENERS	E-06 - E-08
WATER & SEWAGE	E-09 - E-13
WINDOW, VENT AND EXTERIOR DOOR	E-14 - F-12

CURTAIN, CUSHION & PAD GROUP (CONTINUED)

DRIVER & PASSENGER BUCKET SEATS

KEY PART NUMBER	U/M	DESCRIPTION
003471-05-AB6	EA	SEAT-BUCKET, W/O BASE OR SKIRT
003471-05-AB7	EA	SEAT-BUCKET, W/O BASE OR SKIRT
003471-06-AB8	EA	SEAT-BUCKET, W/O BASE OR SKIRT
003445-07-AB6	EA	COVER-BACK - BUCKET SEAT
003445-07-AB7	EA	COVER-BACK - BUCKET SEAT
003445-13-AB8	EA	COVER-BACK - BUCKET SEAT
003445-08-AB6	EA	COVER-SEAT - BUCKET SEAT
003445-08-AB7	EA	COVER-SEAT - BUCKET SEAT
003445-14-AB8	EA	COVER-SEAT - BUCKET SEAT
000008-01-000	EA	FRAME-SEAT
000243-34-AB6	EA	ARMREST-BUCKET SEAT, RIGHT HAND
000243-34-AB7	EA	ARMREST-BUCKET SEAT, RIGHT HAND
000243-34-AB8	EA	ARMREST-BUCKET SEAT, RIGHT HAND
000243-35-AB6	EA	ARMREST-BUCKET SEAT, LEFT HAND
000243-35-AB7	EA	ARMREST-BUCKET SEAT, LEFT HAND
000243-35-AB8	EA	ARMREST-BUCKET SEAT, LEFT HAND
000243-34-AB6	EA	COVER-ARMREST, BUCKET SEAT - RH
000243-34-AB7	EA	COVER-ARMREST, BUCKET SEAT - RH
000243-34-AB8	EA	COVER-ARMREST, BUCKET SEAT - RH
000243-35-AB6	EA	COVER-ARMREST, BUCKET SEAT - LH
000243-35-AB7	EA	COVER-ARMREST, BUCKET SEAT - LH
000243-35-AB8	EA	COVER-ARMREST, BUCKET SEAT - LH
071126-24-AB6	EA	SKIRT-BUCKET SEAT
071126-24-AB7	EA	SKIRT-BUCKET SEAT
071126-24-AB8	EA	SKIRT-BUCKET SEAT
081373-01-000	EA	ROD-ARMREST, METAL
080368-05-000	EA	FRAME-CABLE, REMOTE RECLINE
080368-08-000	EA	FRAME-RECLINER, BUCKET SEAT - W/CABLE SHIELD
080368-04-000	EA	FRAME-CABLE, REMOTE SWIVEL
080246-02-000	EA	ADJUSTER-BUCKET SEAT W/O LOCK, FORWARD AND BACK
080246-05-700	EA	SPRING-ADJUSTER, FOR REMOTE
080246-05-000	EA	ADJUSTER-SEAT/CHAIR, W/REMOTE
080246-05-700	EA	SPRING-ADJUSTER, FOR REMOTE
080246-05-701	EA	CLIP-CABLE, FOR REMOTE
080585-29-000	EA	BAR-SEAT BELT, BUCKET SEATS - 20"
003481-03-000	EA	TOP PLATE-PEDESTAL, BUCKET SEAT - W/O SEATBELT BAR
080585-08-000	EA	BASE-BUCKET SEAT, BOLTS TO FLOOR - VERTICAL 8"
082759-01-000	EA	PEDESTAL-TELESCOPING, PASSENGER
082759-01-700	EA	POWER HEAD F/TELESCOPING PEDESTAL
082759-02-000	EA	PEDESTAL-TELESCOPING

CURTAIN, CUSHION & PAD GROUP (CONTINUED)

DRIVERS POWERED SEAT OPTION L63M

KEY PART NUMBER	U/M	DESCRIPTION
080585-39-000	EA	PLATE-TOP, BUCKET SEAT - POWERED
071126-26-AE5	EA	SKIRT-BUCKET SEAT, B07 - CAMEO BLUE
071126-26-Y77	EA	SKIRT-BUCKET SEAT (AB6)
071126-26-Y22	EA	SKIRT-BUCKET SEAT (AB7)
071126-26-AB8	EA	SKIRT-BUCKET SEAT
081373-01-000	EA	UNIT-POWER, BUCKET SEAT - 6 WAY
081373-01-700	EA	SWITCH-CONTROL, W/L BRACKET
069585-37-000	EA	PLATE-SUB, VERTICAL 5"
096808-01-000	EA	SPACER-PEDESTAL, DRIVER

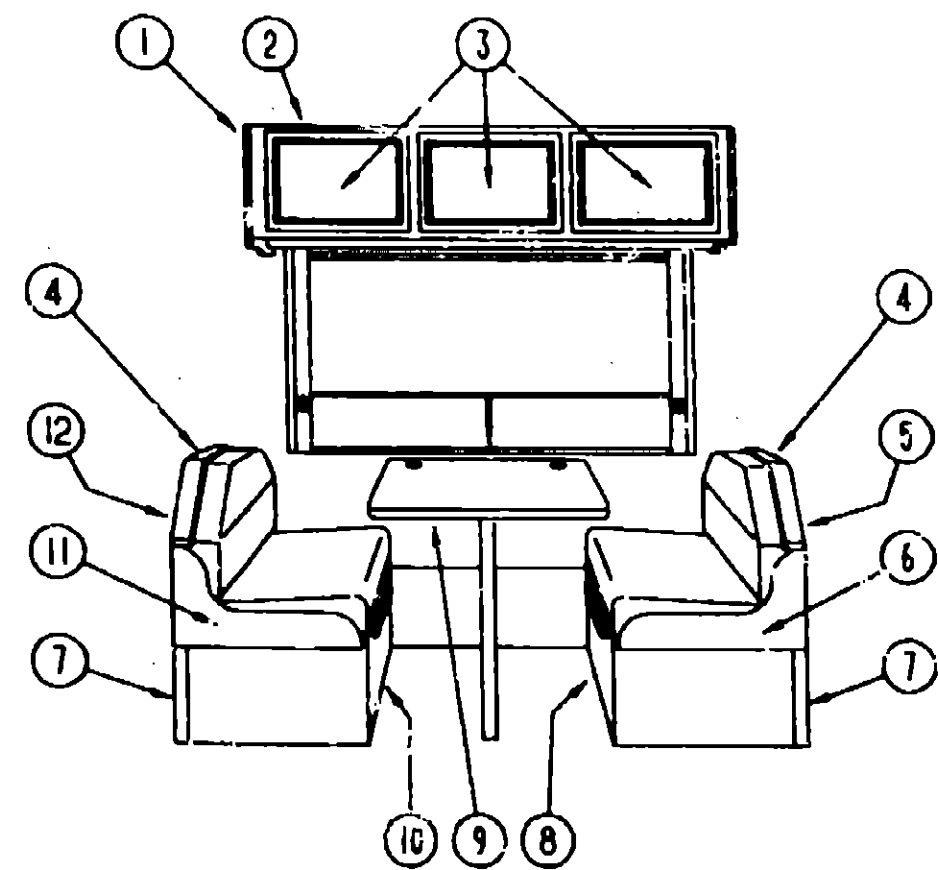
1990 WINNEBAGO
TABLE OF CONTENTS

INTRODUCTION	A-01 -	A-02
ABBREVIATIONS		A-03
ALPHABETICAL INDEX	A-04 -	A-06
WCN31RQ	A-07 -	F-12
WCN33RQ	F-13 -	K-18

1990 WCN31RQ INDEX

FLOOR PLAN	A-07 -	A-08
ACCESSORIES	A-09 -	A-20
BATH	A-21 -	A-24
BEDROOM	B-01 -	B-04
CHASSIS	B-05 -	B-14
C C & PAD	B-15 -	B-22
DINETTE	B-23 -	C-02
DRIVERS	C-03 -	C-08
ELECTRICAL	C-07 -	C-14
EXTERIOR BODY	C-15 -	D-02
GALLEY	D-03 -	D-08
HEATING & A/C	D-09 -	C-12
INTERIOR FINISH	D-13 -	D-17
LABEL	D-18 -	E-02
LP		E-03
LOUNGE	E-04 -	E-05
SEALANTS & FASTENERS	E-06 -	E-08
WATER & SEWAGE	E-09 -	F-13
WINDOW, VENT AND EXTERIOR DOOR	E-14 -	F-12

DINETTE GROUP



OVERHEAD CABINET W/LIGHT, SPEAKER & RECEPTACLE

KEY PART NUMBER	U/M DESCRIPTION
1 092747-01-Y10	EA END CAP-CABINET, OVERHEAD - FRONT
2 M97072-09-AB6	EA CABINET-OVERHEAD, DINETTE - W/O DOORS OR HARDWARE
3 M88304-A9-AB6	EA DOOR-CABINET, W/O HARDWARE - 14.4" X 21.9"
4 098454-01-AB1	EA PAD-BACKREST TOP, DINETTE (AB6) FROM: 07-15-89 THRU: 99-99-99
4 098454-01-AB2	EA PAD-BACKREST TOP, DINETTE (AB7) FROM: 07-15-89 THRU: 99-99-99
4 098454-01-AB3	EA PAD-BACKREST TOP, DINETTE (AB8) FROM: 07-15-89 THRU: 99-99-99
5 M03434-04-AB6	EA CABINET-BACKREST, REAR - W/O DOORS OR HARDWARE FROM: 00-00-00 THRU: 07-14-89
5 M04089-02-AB6	EA CABINET-BACKREST, REAR - W/O DOORS OR HARDWARE FROM: 07-15-89 THRU: 99-99-99
6 098432-02-AB1	EA PAD-SEAT EDGE, DINETTE - REAR (AB6) FROM: 07-15-89 THRU: 99-99-99
6 098432-02-AB2	EA PAD-SEAT EDGE, DINETTE - REAR (AB7) FROM: 07-15-89 THRU: 99-99-99
3 098432-02-AB3	EA PAD-SEAT EDGE, DINETTE - REAR (AB8) FROM: 07-15-89 THRU: 99-99-99
7 098433-01-AB1	EA PAD-SEATBASE EDGE, DINETTE (AB6) FROM: 07-15-89 THRU: 99-99-99
7 098433-01-AB2	EA PAD-SEATBASE EDGE, DINETTE (AB7) FROM: 07-15-89 THRU: 99-99-99
7 098433-01-AB3	EA PAD-SEATBASE EDGE, DINETTE (AB8) FROM: 07-15-89 THRU: 99-99-99
8 M03435-04-AB6	EA CABINET-SEATBASE, REAR - W/O DOORS OR HARDWARE OR SEAT PADS FROM: 00-00-00 THRU: 07-14-89
8 M04070-02-AB6	EA CABINET-SEATBASE, REAR - W/O DOORS OR HARDWARE OR SEAT PADS FROM: 07-15-89 THRU: 99-99-99
9 M82743-05-AB6	EA TABLE-DINETTE, W/O HARDWARE (AB6, AB7)
9 M92743-05-AB8	EA TABLE-DINETTE, W/O HARDWARE

DINETTE GROUP (CONTINUED)

OVERHEAD CABINET W/LIGHT, SPEAKER & RECEPTACLE CONT

KEY PART NUMBER	U/M DESCRIPTION
10 M03885-01-AB6	EA CABINET-SEATBASE, FRONT - W/O DOORS OR HARDWARE OR SEAT PADS FROM: 00-00-00 THRU: 07-14-89
10 M04067-01-AB6	EA CABINET-SEATBASE, FRONT - W/O DOORS OR HARDWARE OR SEAT PADS FROM: 07-15-89 THRU: 99-99-99
11 098432-01-AB1	EA PAD-SEAT EDGE, DINETTE - FRONT (AB6) FROM: 07-15-89 THRU: 99-99-99
11 098432-01-AB2	EA PAD-SEAT EDGE, DINETTE - FRONT (AB7) FROM: 07-15-89 THRU: 99-99-99
11 098432-01-AB3	EA PAD-SEAT EDGE, DINETTE - FRONT (AB8) FROM: 07-15-89 THRU: 99-99-99
12 M03884-01-AB6	EA CABINET-BACKREST, FRONT - W/O DOORS OR HARDWARE FROM: 00-00-00 THRU: 07-14-89
12 M04066-01-AB6	EA CABINET-BACKREST, FRONT - W/O DOORS OR HARDWARE FROM: 07-15-89 THRU: 99-99-99
070578-02-X19	EA BUTTON SCREW-STUD, #30 VINYL (AB6, AB8) FROM: 00-00-00 THRU: 07-14-89
070578-01-Y70	EA BUTTON SCREW STUD, #30 (AB6, AB8) FROM: 07-15-89 THRU: 99-99-99
070578-11-Y15	EA BUTTON ASM-#30 (AB6, AB8)
070578 01 AB7	EA BUTTON SCREW STUD, #30 (AB7) FROM: 07-15-89 THRU: 99-99-99
070578 02 X19	EA BUTTON SCREW-STUD, #30 (AB7) FROM: 00-00-00 THRU: 07-14-89
070578 11 Y15	EA BUTTON ASM-#30 (AB7)

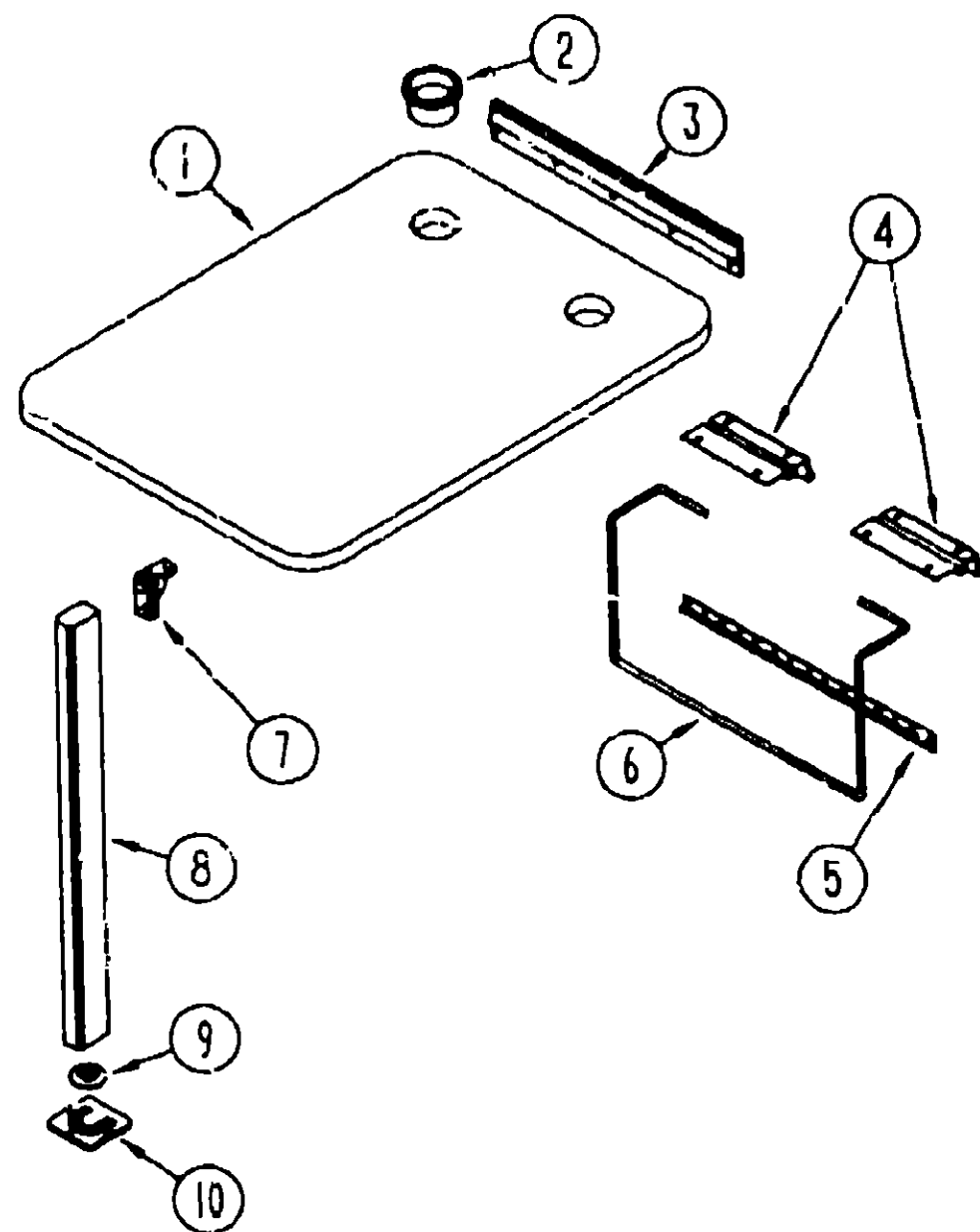
1990 WINNEBAGO
TABLE OF CONTENTS

INTRODUCTION	A-01 - A-02
ABBREVIATIONS	A-03
ALPHABETICAL INDEX	A-04 - A-06
WCN31RQ	A-07 - F-12
WCN33RQ	F-13 - K-18

1990 WCN31RQ INDEX

FLOOR PLAN	A-07 - A-08
ACCESSORIES	A-09 - A-20
BATH	A-21 - A-24
BEDROOM	B-01 - B-04
CHASSIS	B-05 - B-14
C & PAD	B-15 - B-22
DINETTE	B-23 - C-02
DRIVERS	C-03 - C-06
ELECTRICAL	C-07 - C-14
EXTERIOR BODY	C-15 - D-02
GALLEY	D-03 - D-08
HEATING & AC	D-09 - D-12
INTERIOR FINISH	D-13 - D-17
LABEL	D-18 - E-02
LP	E-03
LOUNGE	E-04 - E-05
SEALANTS & FASTENERS	E-06 - E-08
WATER & SEWAGE	E-09 - E-13
WINDOW, VENT AND EXTERIOR DOOR	E-14 - F-12

DINETTE GROUP (CONTINUED)



KEY PART NUMBER	
1	M92743-05-AB6
1	M92743-05-AB8
	074351-01-000
2	064781-05-000
3	053200-09-000
4	068410-01-000
5	024281-11-000
6	024275-11-000
7	093550-01-000
8	092708-01-Y15
9	092593-01-04A
10	045493-08-000

DINETTE TABLE & COMPONENTS

U/M DESCRIPTION	
EA	TABLE-DINETTE, W/O HARDWARE (AB6, AB7)
EA	TABLE-DINETTE, W/O HARDWARE
EA	BUMPER-CABINET DOOR, RUBBER - BROWN
EA	HOLDER-CUP, TWO STEP - BEIGE
EA	SUPPORT-TABLE, 18.5" BEIGE
EA	BRACKET-LIFT, TABLE MOUNTED - BEIGE
EA	BRACKET-LIFT ROD, LOWER WALL MOUNTED - 17.12" - BEIGE
EA	ROD-TABLE LIFT, 8" X 18.5" - BEIGE
EA	BRACKET-FOLDING LEG
EA	LEG-TABLE
EA	CATCH-TABLE LEG, BEIGE
EA	FLOOR CATCH - TABLE LEG - TAN

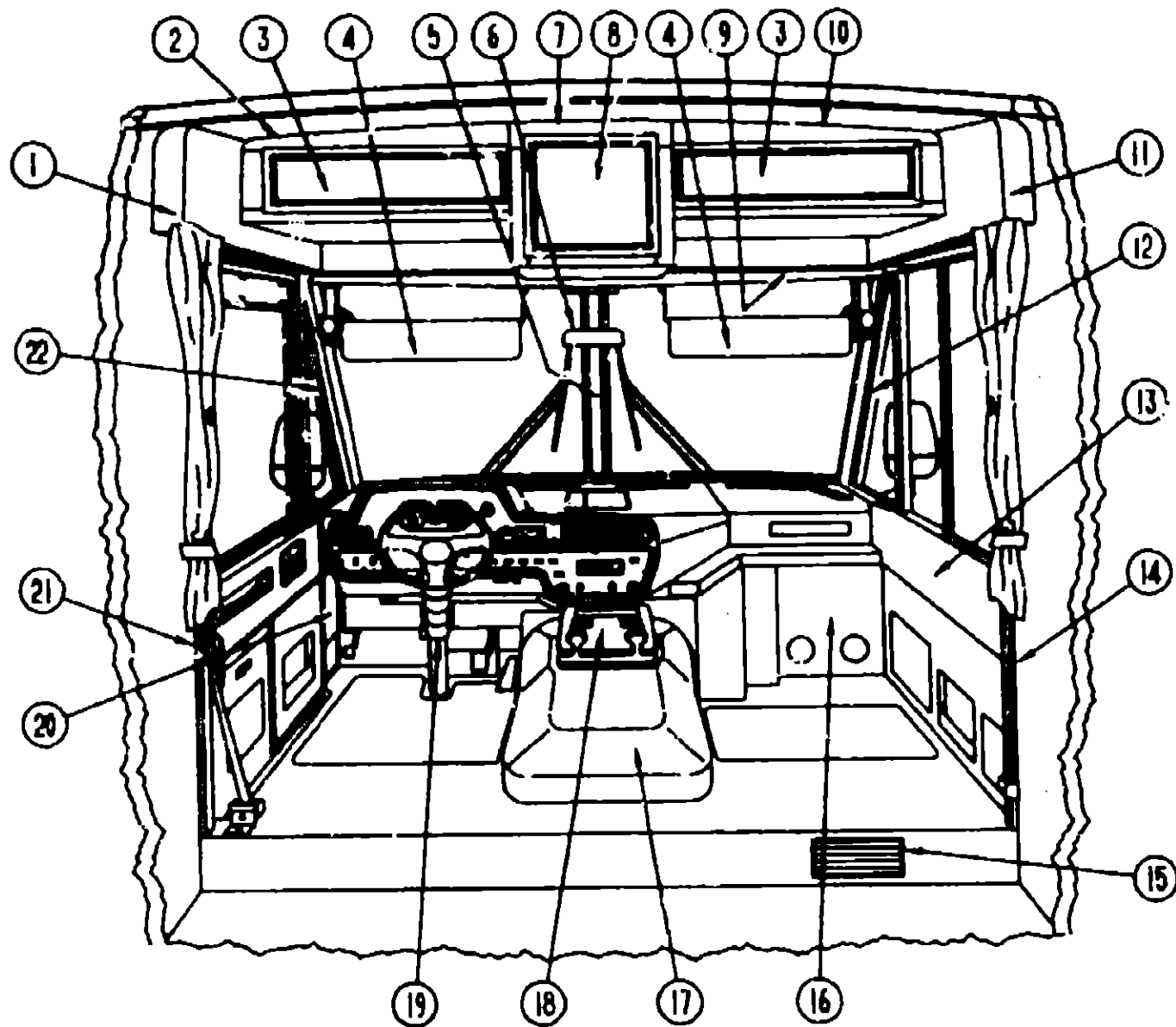
1990 WINNEBAGO
TABLE OF CONTENTS

INTRODUCTION	A-01 - A-02
ABBREVIATIONS	A-03
ALPHABETICAL INDEX	A-04 - A-06
WCN31RQ	A-07 - F-12
WCN33RQ	F-13 - K-18

1990 WCN31RQ INDEX

FLOOR PLAN	A-07 - A-08
ACCESSORIES	A-09 - A-20
BATH	A-21 - A-24
BEDROOM	B-01 - B-04
CHASSIS	B-05 - B-14
C C & PAD	B-15 - B-22
DINETTE	B-23 - C-02
DRIVERS	C-03 - C-06
ELECTRICAL	C-07 - C-14
EXTERIOR BODY	C-15 - D-02
GALLEY	D-03 - D-08
HEATING & A/C	D-09 - D-12
INTERIOR FINISH	D-13 - D-17
LABEL	D-18 - E-02
LP	E-03
LOUNGE	E-04 - E-05
SEALANTS & FASTENERS	E-06 - E-08
WATER & SEWAGE	E-09 - E-13
WINDOW, VENT AND EXTERIOR DOOR	E-14 - F-12

DRIVERS COMPARTMENT GROUP



DRIVERS COMPARTMENT

KEY PART NUMBER	U/M DESCRIPTION
1 092471-02-01A	EA TRIM-SIDE, UPPER DRIVER - OFF WHITE - 33 1/4"
1 092472-01-01A	EA TRIM-SIDE, LOWER - DR & PASS - 15.5" LONG - OFF WHITE
2 M97169-02-AB6	EA CABINET ASM-OVERHEAD, FRONT, LEFT
3 M88304-03-AB6	EA DOOR ASM. - W/O HARDWARE, 180 MM X 640 MM
4 082286-05-B07	EA SUNVISOR-DRIVER OR PASSENGER - OFF WHITE
000G39-10-12D	EA SCREW-SF/DR, 10-16 X 3/4 PPH - BLACK
007211-01-000	EA HINGE-SUNVISOR
074012-01-000	EA CLIP-SUNVISOR, SQUARE - PINCH ON
085709-01-000	EA MOUNT-SUNVISOR, CLIP TYPE - BLACK
5 077114-07-000	EA COVER-CENTER PILLAR, WINDSHIELD - BEIGE
5 077114-03-000	EA COVER-CENTER PILLAR, WINDSHIELD - BEIGE - UNCUT
6 040714-01-700	EA MIRROR INSIDE REAR VIEW KIT
7 090974-01-AB6	EA CABINET ASM., CENTER OVERHEAD
7 090974-01-AB6	EA CABINET ASM., TV CENTER OVERHEAD
8 M88304-E2-AB6	EA DOOR ASM- CENTER OVERHEAD W/O HARDWARE, 290 MM X 0410 MM
9 093684-01-700	EA HEADLINER-FRONT, PLASTIC - OFF WHITE
10 M97169-01-AB6	EA CABINET ASM-OVERHEAD, FRONT, RIGHT

DRIVERS COMPARTMENT GROUP (CONTINUED)
DRIVERS COMPARTMENT CONT

KEY PART NUMBER	U/M DESCRIPTION
11 092471-01-J1A	EA TRIM-SIDE, UPPER PASSENGER - OFF WHITE - 33 1/4"
11 092472-01-01A	EA TRIM-SIDE, LOWER - DR & PASS - 15.5" LONG - OFF WHITE
12 092584-01-01A	EA COVER-A PILLAR, PASSENGER - LIGHT FAWN
13 092582-01-01A	EA PANEL-KICK, LOWER PASSENGER SIDE - LIGHT FAWN
14 087240-01-01A	EA COVER-B PILLAR, PASS - 58" X 2.1" - PLASTIC - OFF WHITE
092585-01-01A	EA COVER-HINGE PILLAR, PASSENGER - LIGHT FAWN
15 093614-01-01A	EA GRILLE-RETURN AIR, FURNACE - 15.6" X 7.6" - BROWN
16 095757-01-AB6	EA COVER-HEATER, W/2 LOUVERED OUTLETS - 10.2" X 17.5" - AB6
16 095757-01-AB7	EA COVER-HEATER, W/2 LOUVERED OUTLETS - 10.2" X 17.5" - AB7
16 095757-01-Y14	EA COVER-HEATER, W/2 LOUVERED OUTLETS - 10.2" X 17.5" - AB8
17 097552-C1-000	EA COVER-MOTOR W/O CARPET
075564-01-000	EA BRACKET-MOUNTING, MOTOR COVER
092406-01-000	EA TRIM-MOTOR COVER, ALUMINUM
039623-01-000	FT SEAL-MOTOR COVER, RUBBER BULB TYPE - BLACK
18 098132-01-AB6	EA TRAY-BEVERAGE, WOOD
098911-01-01A	EA INSERT-BEVERAGE TRAY
M04032-01-AB1	EA DOWEL-WOOD STAINED
19 078245 01 000	EA BOOT-STEERING COLUMN
20 092583-02-01A	EA PANEL-KICK, LOWER DRIVER SIDE - LIGHT FAWN
21 097239-01-01A	EA COVER-B PILLAR, DR - 56" X 2.2" - PLASTIC - OFF WHITE
091990-01-01A	EA SEAT BELT SHOULDER HARNESS - DRIVERS/PASSENGERS - BLACK
091990-01-700	EA BOLT COVER
091990-02-01A	EA BRACKET-SEAT BELT, DRIVERS - FLOOR MOUNT
092585-02-01A	EA COVER-HINGE PILLAR, DRIVER - LIGHT FAWN
093899-02-000	EA PLATE-STRIKER BOLT
22 092584-02-01A	EA COVER-A PILLAR, DRIVER - LIGHT FAWN
091990-01-01A	EA SEAT BELT-SHOULDER HARNESS - DRIVERS/PASSENGERS - BLACK
091990-01-700	EA COVER-BOLT, SEATBELT - BLACK
081201-01-000	EA MAT-FLOOR, FRONT - DRIVER
081202-01-000	EA MAT-FLOOR, FRONT - PASSENGER

KEY PART NUMBER	U/M DESCRIPTION
100602-03-01A	EA PANEL-INSTRUMENT, UPPER W/CUTOUTS - "CHIEFTAIN" - BLACK 1991 FORD - MOUNTS CLUSTER
101025-02-01A	EA PANEL-DASH, LOWER W/CUTOUTS - FORD - 11.9" LONG - BLACK
101024-03-01A	EA PANEL-DASH, LOWER W/CUTOUTS - FORD - 30.7" LONG - BLACK DRIVER SIDE - MOUNTS RADIO

FORD OPTION - L18K - US

CANADIAN OPTION L275, L27E - FORD & CHEVY

KEY PART NUMBER	U/M DESCRIPTION
094794-02-000	EA CLUSTER-INSTRUMENT, KILOMETER - FORD CHASSIS-10849-BB NOT IN THIS OPTION AFTER 11-04-90
094796-01-000	EA CLUSTER-INSTRUMENT PANEL, KILOMETERS - GAS - GM# 25088535 FROM: 00-00-00 THRU: 11-04-90
094796-03-000	EA CLUSTER-INSTRUMENT PANEL, KILOMETERS - GAS - GM# 16138135 FROM: 00-00-00 THRU: 11-04-90
100158-01-000	EA WIRE ASM-DAYTIME RUNNING LIGHTS
100159 J1-000	EA WIRE ASM-DAYTIME RUNNING LIGHTS, W/FUSE

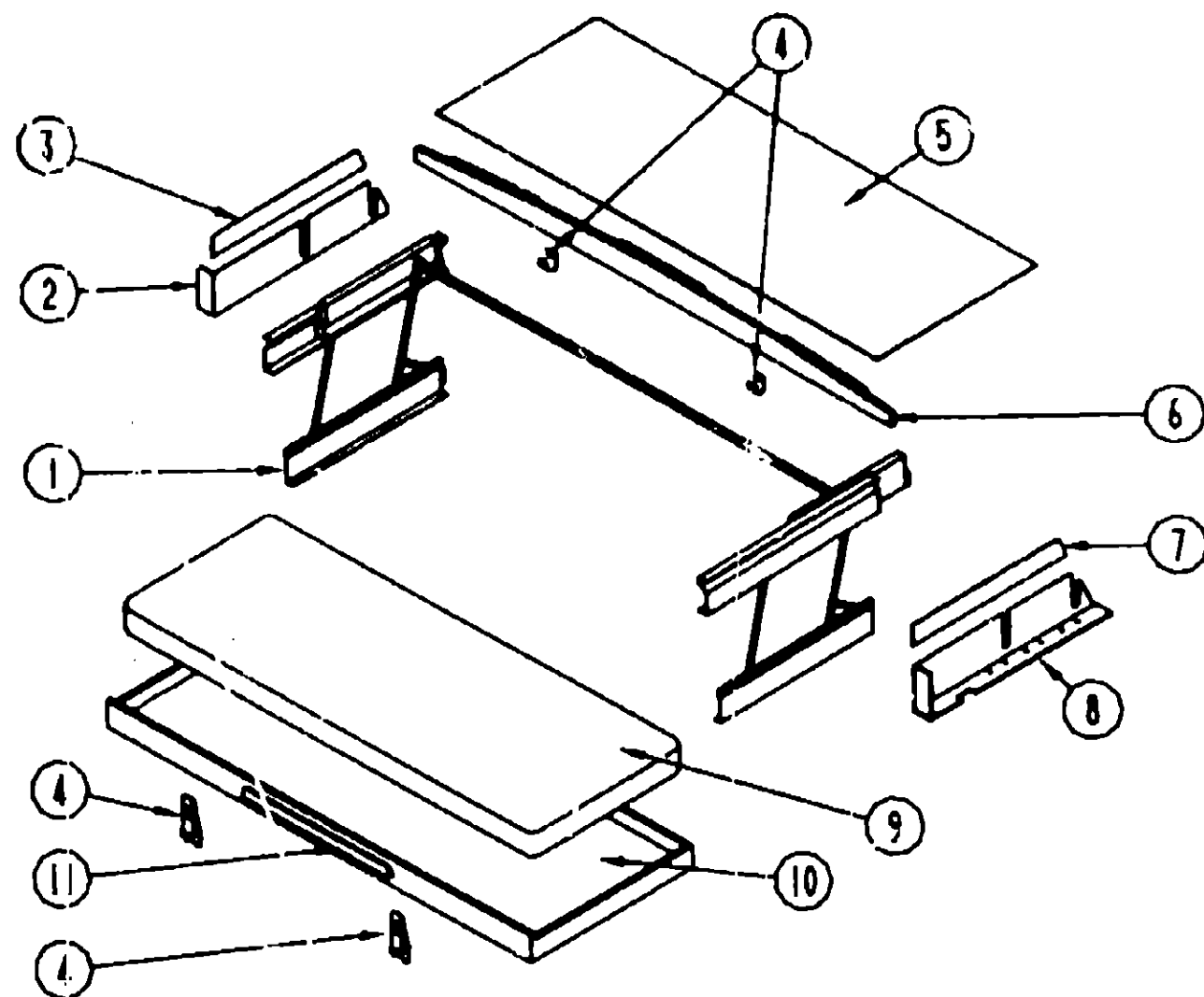
1980 WINNEPAGO
TABLE OF CONTENTS

INTRODUCTION	A-01 -	A-02
ABBREVIATIONS		A-03
ALPHABETICAL INDEX	A-04 -	A-06
WCN31RQ	A-07 -	F-12
WCN33RQ	F-13 -	K-18

1990 WCN31RQ INDEX

FLOOR PLAN	A-07 -	A-08
ACCESSORIES	A-09 -	A-20
BATH	A-21 -	A-24
BEDROOM	B-01 -	B-04
CHASSIS	B-05 -	B-14
C C & PAD	B-15 -	B-22
DRIVETTE	B-23 -	C-02
DRIVERS	C-03 -	C-06
ELECTRICAL	C-07 -	C-14
EXTERIOR BODY	C-15 -	D-02
GALLEY	D-03 -	D-08
HEATING & A/C	D-09 -	D-12
INTERIOR FINISH	D-13 -	D-17
LABEL	D-18 -	E-02
LP		E-03
LOUNGE	E-04 -	E-05
SEALANTS & FASTENERS	E-06 -	E-09
WATER & SEWAGE	E-09 -	E-13
WINDOW, VENT AND		
EXTERIOR DOOR	E-14 -	F-12

DRIVERS COMPARTMENT GROUP (CONTINUED)



FRONT BUNK-SINGLE

KEY PART NUMBER	U/M DESCRIPTION
1 076760-02-000	EA BUNK HARDWARE
076760-02-700	EA SPRING-GAS-BUNK HARDWARE
2 052471-02-01A	EA TRIM-SIDE, UPPER DRIVER - OFF WHITE - 33 1/4"
3 092472-02-01A	EA TRIM-SIDE, SIDE - LOWER DR & PASS - 15.5" LONG - OFF WHITE
4 042541-04-700	EA LATCH ASM-W/STRIKE, (2 SETS) - BRASS
062471-04-01A	EA TRIM-OVERHEAD, DRIVER SIDE - OFF WHITE
042541-05-000	EA STRIKE-BRASS
049465-04-000	EA SCREW, 10-16 X 1 PTH W/WASHER - BEIGE
075943-02-000	EA BRACE-ANGLE, W/HOLES - 1" X 1.5" X 14" - ALUMINUM - BEIGE
5 074497-10-000	SF PANELING-CERILING, 4' X 8' - INCREMENTS OF 32 SF
083884-01-700	EA HEADLINER-FRONT, PLASTIC - OFF WHITE
6 M93055-01-Y12	EA BOARD-BUNK, TRIM - CEILING MOUNTED
016604-03-000	EA BRACE-ANGLE, 2.5" - BEIGE
7 092471-01-01A	EA TRIM-SIDE, UPPER PASSENGER - OFF WHITE - 33 1/4"
8 092472-01-01A	EA TRIM-SIDE, LOWER DR & PASS - 15.5" LONG - OFF WHITE
9 079145-05-000	EA CUSHION-BUNK, OVERHEAD - 30" X 73" X 4"
M79145-05-000	EA COVER-BUNK CUSHION, OVERHEAD - 30" X 73" X 4"
10 081717-04-Y12	EA BED-BUNK, FRONT
11 094658-01-Y12	EA HANDLE-BUNK, OAK

DRIVERS COMPARTMENT GROUP (CONTINUED)

DASH & COMPONENTS

KEY PART NUMBER	U/M DESCRIPTION
078887-01-000	EA BRACKET-V, LIPPED - 3.5" X 1" - STEEL - W/O SCREW HOLES
076867-02-000	EA BRACKET-V, LIPPED - 8.4" X 1" - STEEL - W/SCREW HOLES
078872-01-000	EA BRACKET-V, LIPPED - 2.7" X 1" - STEEL - W/O SCREW HOLES
077001-01-000	EA ANGLE-MOUNTING, ROOF PANEL - V ANGLE - 3" X 2.4" X 1.5"
024990-01-000	EA OUTLET-DEFROSTER, WITH SWIVEL - 2" - TAN
076783-02-000	EA LOUVER/BEZEL-BLACK, 2 1/2"
076788-02-000	EA CYLINDER-CARDBOARD, LAMP
076788-03-000	EA LAMP PLATE
076788-04-000	EA LAMP PLATE-TURN SIGNAL
076797-02-000	EA PANEL-INSTRUMENT, W/LOUVER CUTOUT 15.5" X 2.5" BLACK-PASSENGER SIDE
	FROM: 00-00-00 THRU: 06-03-90
076797-03-000	EA PANEL-INSTRUMENT, W/LOUVER CUTOUT - 15.5" X 2.5" - BLACK
	W/O BORDER - PASSENGER SIDE
	FROM: 06-04-90 THRU: 99-99-99
079364-01-000	EA SWITCH-ON/OFF ROCKER, BROWN
077031-01-000	EA FILM-BLACK, 1" X 1.75"
077031-02-000	EA FILM-AMBER, 1" X 1.75"
077069-02-000	EA CABLE-ANTENNA, EXTENSION - 96"
077075-01-000	EA GASKET-INSTRUMENT PANEL TO DEFROSTER PLENUM - 6" X 11.3" HOLE SIZE
077075-02-000	EA GASKET-INSTRUMENT PANEL TO DEFROSTER PLENUM - 3" X 10.2" HOLE SIZE
079382-01-000	EA SCREW-SOCKET, 8-18 X 1" - BLACK
081087-01-000	EA LIGHT-INDICATOR, LVS 1436
081377-01-700	EA ADHESIVE-CYANOACRYLATE, 10 GRAM TUBE
081914-01-000	EA BUMPER-RUBBER, ROUND - .43" DIAMETER - BLACK
085252-02-Y10	EA TOP-PADDED DASH, PASSENGER SIDE - VINYL - BEIGE
086272-02-000	EA SWITCH-ROCKER, 3 POSITION - DPDT
086273-01-000	EA RELAY-BATTERY DISCONNECT
086273-01-700	EA TERMINAL WIRE ASM
086285-01-000	EA SPACER-NYLON, .5" OD X .257" ID
087201-01-000	EA LIGHT-DUMP VALVE
090979-01-000	EA PLUG-INSTRUMENT PANEL, 11.5 MM
091930-02-000	EA DUCT-DEFROSTER, W/O SIDE OUTLET - A/RAM 0571020
	FROM: 00-00-00 THRU: 07-22-90
091930-03-000	EA DUCT-DEFROSTER, W/O SIDE OUTLET - ARA 0571109
	FROM: 07-23-90 THRU: 99-99-99
093921-01-000	EA PLATE-MOUNTING, PEDESTAL
097372-01-01A	EA SWITCH-ON/OFF, SPST
097372-05-01A	EA SWITCH-ON/OFF/MOMENTARY
097372-06-01A	EA SWITCH-BLANK
097372-07-01A	EA SWITCH-ON/MOMENTARY (OFF)
097372-08-01A	EA SWITCH-ON/ON
076788-01-000	EA SOCKET-MINI BAYONET LAMP, DASH
088476-01-000	EA SOCKET-CONNECTOR
077407-01-000	EA BRACKET-HOOD RELEASE CABLE
076867-01-000	EA BRACKET-INSTRUMENT PANEL - 3.5"
077001-01-000	EA ANGLE-MOUNTING, ROOF PANEL - V ANGLE - 3" X 2.4" X 1.5"
024460-04-000	EA GAUGE-VACUUM
078245-01-000	EA BOOT-STEERING COLUMN, VINYL - BLACK - CHEVY
076734-05-000	EA TRAY-DASH PANEL, PASSENGER SIDE - PLASTIC - BEIGE
096241-03-000	EA SWITCH-BLANK
089294-01-000	EA LIGHTER ASM-CIGARETTE

1990 WINNEBAGO TABLE OF CONTENTS

INTRODUCTION	A-01 - A-02
ABBREVIATIONS	A-03
ALPHABETICAL INDEX	A-04 - A-06
WCN31RQ	A-07 - F-12
WCN31RQ	F-13 - K-18

1990 WCN31RQ INDEX

FLOOR PLAN	A-07 - A-06
ACCESSORIES	A-08 - A-20
BATH	A-21 - A-24
BEDROOM	E-01 - B-04
CHASSIS	B-05 - B-14
C & PAD	B-15 - B-22
DINETTE	B-23 - C-02
DRIVERS	C-03 - C-06
ELECTRICAL	C-07 - C-14
EXTERIOR BODY	C-15 - D-02
GALLEY	D-03 - D-08
HEATING & AC	D-09 - D-12
INTERIOR FINISH	D-13 - D-17
LABEL	D-18 - E-02
LP	E-03
LOUNGE	E-04 - E-05
SEALANTS & FASTENERS	E-06 - E-08
WATER & SEWAGE	E-09 - E-13
WINDOW, VENT AND	
EXTERIOR DOOR	E-14 - F-12

ELECTRICAL GROUP

ELECTRICAL CONVERSION OPTION

KEY PART NUMBER	U/M DESCRIPTION
000354-01-000	EA CORD-POWER, 10/3 WIRE - 30 AMP - 25'
000G11-09-08B	EA SCREW, 8-18 X 1/2 PPH ZN
000G11-10-16B	EA SCREW, 10-16 X 1 - PPH ZN
000G67-10-12B	EA SCREW, 10-12 X 3/4 - PPH ZN
008026-01-000	FT WIRE-12/2, ROMEX - W/GROUND
008289-01-000	EA BOX-ELECTRIC, STEEL - 1/2" AND 3/4" KNOCKOUTS - 4" X 4"
008311-01-000	EA CONNECTOR-WIRE NUT, INSULATED - RED
008314-01-000	EA CONNECTOR-WIRE NUT, INSULATED - GRAY
008328-01-000	EA TERMINAL-RING, 12/10 WIRE - #10 STUD FIT
008331-01-000	EA TERMINAL-RING, TONGUE - #4 WIRE - 3/8" STUD - COPPER
008355-01-000	EA CONNECTOR-CABLE CLAMPING, 3/4"
008356-01-000	EA CONNECTOR-PLASTIC, 3/8" AVG
041953-01-000	FT CONDUIT-CONVOLUTE SLIT .5010
073937-03-000	EA SWITCH-ROTARY SELECTOR, 3 DECK - A/C - CA20-USA892
073937-01-700	EA KNOB-ROTARY SWITCH-A/C SEL
074890-01-000	EA BOX-EXTENSION, STEEL - OPEN SIDES - 4" X 4" X 1 1/2"
008294-01-000	EA COVER-ELECTRICAL BOX, STEEL/BLANK - 4" X 4" - GRAY
091213-01-000	EA BOX-CIRCUIT BREAKER- W/KNOCKOUTS - 5.3" X 11.8" X 2.5"
092615-01-000	EA CONVERTER-40 AMP, W/CHARGER - B-W 3240CP
094809-01-000	EA LOAD CENTER-240 VOLT, 125 AMP
094810-01-000	EA CIRCUIT BREAKER-DOUBLE 30 AMP, GE THQ12130
094811-01-000	EA CIRCUIT BREAKER-DOUBLE 20 AMP, GE THQ12120

CANADIAN OPTION L285

KEY PART NUMBER	U/M DESCRIPTION
008089-02-000	EA LIGHT-PORCH, RECESSED - CANADIAN
008089-01-700	EA LENS-LIGHT, RECESSED - PORCH

FORD OPTION L13K - US & CANADIAN

KEY PART NUMBER	U/M DESCRIPTION
063749-02-000	EA HOUSING-HEADLAMP, 2 BULB
096674-01-000	EA NUT-HEADLAMP, BLACK
096675-01-000	EA KNOB-HEADLAMP, W/SHAFT
088476-01-000	EA SOCKET-CONNECTOR

INTERIOR LIGHTS

KEY PART NUMBER	U/M DESCRIPTION
091937-04-000	EA LIGHT-FLUORESCENT, 12 V - RECESSED - THIN-LITE
091937-02-000	EA LENS-LIGHT FLUORESCENT 12V
091937-03-000	EA BULB-LIGHT FLOURESCENT 12V
078424-02-000	EA LIGHT-FLUORESCENT, 12V DC - 15" - ALMOND
078424-02-701	EA LENS-LIGHT, FLOURESCENT - 15"
081633-01-000	EA LIGHT-MAKEUP, 4 BULBS - JENSEN 329-248R FROM: 00-00-00 THRU: 05-06-90
082169-01-000	EA LIGHT-MAKE-UP, 3 BULB - JENSEN X148-168R FROM: 05-07-90 THRU: 99-99-99
081633-01-700	EA BULB-MAKE UP LIGHT, JENSEN
087694-01-000	EA LIGHT-WARDROBE/CLOSET, W/SWITCH
087694-01-700	EA BULB
091024-01-01A	EA LIGHT-DOME, 1 BULB - US - IVORY
091024-01-700	EA LENS-DOME LIGHT
008218-01-000	EA BULB-DOME LIGHT, 12V - NUMBER 1141
061424-01-000	EA LIGHT-AISLE, 12V - RECTANGULAR
008103-01-000	EA BULB-AISLE LIGHT, NUMBER 53 - 12 V - .12 AMP
065201-08-000	EA SHADE-LAMP, W/GOLD TRIM - PARCHMENT
065202-14-000	EA LAMP-WALL, W/O SHADE - BRASS
067479-01-000	EA BULB-12V, NUMBER 1076 - WALL LAMP
090353-05-000	EA LIGHT-READING, DOUBLE - BLACK
008103-01-000	EA BULB-AISLE LIGHT, NUMBER 53 - 12 V - .12 AMP
082686-07-000	EA SHADE-LAMP, TABLE
082686-09-000	EA LAMP-TABLE, W/O SHADE - ACRYLIC
067479-01-000	EA BULB-12V, NUMBER 1076 - WALL LAMP
083978-01-000	EA WASHER-MOUNTING, LAMP
082686-05-000	EA LAMP-TABLE, BRASS

ELECTRICAL GROUP (COMPONENTS)

EXTERIOR LIGHTS

KEY PART NUMBER	U/M DESCRIPTION
008089-01-000	EA LIGHT-PORCH-RECESSED FROM: 00-00-00 THRU: 04-08-90
008089-01-700	EA LENS-LIGHT, RECESSED - PORCH
091981-01-000	EA GASKET-PORCH LIGHT FROM: 00-00-00 THRU: 04-08-90
097917-01-02A	EA LIGHT-PORCH, BEIGE FROM: 04-09-90 THRU: 99-99-99
097917-01-700	EA LENS-LIGHT, PORCH
042405-03-000	EA BASE-CLEARANCE/SIDEMARKER LIGHT - RECTANGULAR
042405-02-000	EA LENS-CLEARANCE/SIDEMARKER LIGHT - FRONT - W/REFLEX - AMBER
036196-01-000	EA BULB-12V - #194 - .27AMP
091983-01-000	EA GASKET-SIDE MARKER LIGHT
089289-02-000	EA LIGHT-SIDE MARKER, AMBER - DRIVER OR PASSENGER
089289-02-700	EA LENS ONLY AMBER - DRIVER OR PASSENGER
036196-01-000	EA BULB-12V - #194 - .27AMP
089292-01-000	EA LIGHT-TURN, AMBER
037935-01-000	EA BULB-LAMP, NUMBER 1157 - 12 V - 2.1 AMP
070907-01-000	EA HEADLAMP CAPSULE ASM-RECTANGULAR, GM# 5988097
074048-01-000	EA INSERT-KNURLED, BRASS - #8-32- FOR HEADLIGHT SCREWS
049359-01-000	EA SPRING-HEADLAMP RETAINER, GM # 491086
073308-01-000	EA SCREW-ADJUSTING, HEADLAMP
091838-01-01A	EA BEZEL-HEADLAMP, PASSENGER - BLACK
091838-02-01A	EA BEZEL-HEADLAMP, DRIVER - BLACK
063749-02-000	EA HOUSING-HEADLAMP, 2 BULB
081250-02-000	EA LIGHT-CLEARANCE, CAB MARKER - W/RED LENS
081250-02-700	EA LENS ONLY, RED
036196-01-000	EA BULB-12V - #194 - .27AMP
081437-01-000	EA BRACKET-CLEARANCE LIGHT, L SHAPED METAL
077955-01-000	EA J CLIP-VINYL COATED, 3/8"
079378-01-000	EA USED IN WIRING TO CLEARANCE LIGHTS TERMINAL-WEDGE BASE, 18 AWG NEEDED TO ATTACH SIDEMARKER AND CLEARANCE LIGHTS
089289-01-000	EA LIGHT-CLEARANCE, SIDE - W/RED LENS
089289-01-700	EA LENS-CLEARANCE LIGHT, RED
036196-01-000	EA BULB-12V - #194 - .27AMP
089291-01-000	EA LIGHT-TURN, W/RED LENS
037935-01-000	EA BULB-LAMP, NUMBER 1157 - 12 V - 2.1 AMP
089290-01-000	EA LIGHT-BACKUP, W/RED & CLEAR LENS
037934-01-000	EA BULB-12V NO1156 2.10AMP
067789-02-000	EA SOCKET-LAMP
076795-01-000	EA LIGHT-LICENSE PLATE, GM# 912368
081250-01-000	EA LIGHT-FRONT CLEARANCE, AMBER - LENS AND BASE ONLY FROM: 00-00-00 THRU: 09-09-90
081437-01-000	EA BRACKET-CLEARANCE LIGHT, L SHAPED METAL FROM: 00-00-00 THRU: 09-09-90
036196-01-000	EA BULB-12V - #194 - .27AMP
102520-01-000	EA LIGHT-CLEARANCE, AMBER FROM: 09-10-90 THRU: 99-99-99
102541-01-000	EA GASKET-CLEARANCE LIGHT FROM: 09-10-90 THRU: 99-99-99
102582-01-000	EA BRACKET-LIGHT, CLEARANCE FROM: 09-10-90 THRU: 99-99-99
036196-01-000	EA BULB-12V - #194 - .27AMP
087201-01-000	EA LIGHT-DUMP VALVE

1990 WINNEBAGO

TABLE OF CONTENTS

INTRODUCTION	A-01 -	A-02
ABBREVIATIONS		A-03
ALPHARETICAL INDEX	A-04 -	A-06
WCN31RQ	A-07 -	F-12
WCN33RQ	F-13 -	K-18

1990 V/CN31RQ INDEX

FLOOR PLAN	A-07 -	A-08
ACCESSORIES	A-09 -	A-20
BATH	A-21 -	A-24
BEDROOM	B-01 -	B-04
CHASSIS	B-05 -	B-14
C C & PAD	B-15 -	B-22
DINETTE	B-23 -	C-02
DRIVERS	C-03 -	C-06
ELECTRICAL	C-07 -	C-14
EXTERIOR BODY	C-15 -	D-02
GALLEY	D-03 -	D-08
HEATING & A/C	D-09 -	D-12
INTERIOR FINISH	D-13 -	D-17
LABEL	D-18 -	E-02
LP		E-03
LOUNGE	E-04 -	E-05
SEALANTS & FASTENERS	E-06 -	E-08
WATER & SEWAGE	E-09 -	E-13
WINDOW, VENT AND		
EXTERIOR DOOR	E-14 -	F-12

ELECTRICAL GROUP (COMPONENTS)

FORD OPTION L16K - US & CANADIAN

KEY PART NUMBER	U/M DESCRIPTION
036198-01-000	EA BULB-12V - #194 - .27AMP
058028-01-000	EA CONNECTOR-ELECTRICAL PIGTAIL, NYLON - CLEAR
035416-04-000	EA TERMINAL-RING #10 STUD FIT, INSULATED BARREL #16/14
067789-02-000	EA SOCKET-LAMP
077955-01-000	EA J CLIP-VINYL COATED, 3/8"
	USED IN WIRING TO CLEARANCE LIGHTS
035416-04-000	EA TERMINAL-RING #10 STUD FIT, INSULATED BARREL #16/14
041953-01-000	FT CONDUIT-CONVOLUTE SLIT .50" ID
041953-01-000	FT CONDUIT-CONVULUTED SLIT.625" ID
041953-03-000	FT CONDUIT-CONVULUTED SLIT, 1" ID (CLOTHES ROD COVER)
041953-08-000	FT CONDUIT-CONVOLUTE,SLIT .375"
041953-07-000	FT CONDUIT-CONVULUTED,SLIT,.25"ID
047443-01-000	EA TERMINAL-.250 RECEPTACLE FIT, INSULATED - 16/14 AWG
097745-02-000	EA HOUSING-RECEPTACLE, TRAILER - 48" WIRE LENGTH
079090-01-000	EA CONNECTOR-MOLDED, 12/2 LEAD
079378-01-000	EA TERMINAL-WEDGE BASE, 18 AWG
	NEEDED TO ATTACH BULB TO SIDEMARKER AND CLEARANCE LIGHTS
088473-08-000	EA HOUSING-PIN, 4 POSITION
088474-09-000	EA HOUSING-SOCKET
088475-01-000	EA PIN-CONNECTOR
088476-01-000	EA SOCKET-CONNECTOR
097744-02-000	EA HOUSING-TRAILER PIN, 48"
097746-01-000	EA HOUSING CAP-TRAILER PIN
007093-01-000	EA FLASHER-SIGNAL STAT
006188-01-000	EA SOLENOID-3 POST, BATTERY CHANGE OVER
008211-01-000	EA BREAKER-CIRCUIT, 12V - 6AMP
008343-02-000	EA TIE-WIRE, 14"
024459-04-000	EA GAUGE-VOLTMETER
058028-01-000	EA CONNECTOR-ELECTRICAL PIGTAIL, NYLON - CLEAR
062901-05-000	EA FUSE-15 AMPS,AUTOMOTIVE
063749-02-000	EA HOUSING-HEADLAMP, 2 BULB
063912-02-000	EA RELAY-CANISTER,SPDT W/RESIST
073328-F2-000	EA CABLE-8 GA, BLACK
008037-01-000	FT CABLE-BATTERY, 1/AWG - STRANDED - BLACK
008348-01-000	EA TERMINAL-RING, 3/8" STUD - #2 WIRE
	CONNECTS CABLE TO BATT. DISC. RELAY AND BATTERY
081087-01-000	EA LIGHT ASM-INDICATOR
086273-01-000	EA RELAY-BATTERY DISCONNECT
086285-01-000	EA SPACER-NYLON, .5" OD X .257" ID
086298-01-000	EA WIRE-BATTERY DISCONNECT, RED
086298-02-000	EA WIRE-BATTERY DISCONNECT, GREEN
047443-01-000	EA TERMINAL-.250 RECEPTACLE FIT, INSULATED - 16/14 AWG
088474-06-000	EA SOCKET-HOUSING, 6 POSITION (2 ROWS OF THREE)
088476-01-000	EA SOCKET-CONNECTOR
092786-01-000	EA BUSS BAR-2.1" LONG
092786-02-000	EA BUSS BAR-3.3" LONG
008331-01-000	EA TERMINAL-RING,TONGUE - #4 WIRE - 3/8" STUD - COPPER
007940-01-000	EA RECEPTACLE-SLIDE, 16 TO 12 AWG
047443-02-000	EA CONDUIT-CONVOLUTE SLIT.625ID
063910-01-000	EA HOUSING-RELAY
088473-01-000	EA PIN-HOUSING, 4 ROWS OF 3
088474-08-000	EA SOCKET-HOUSING, 4 POSITION (SINGLE ROW)
088473-03-000	EA HOUSING-PIN, 9-POSITION
007940-01-000	EA RECEPTACLE-SLIDE, 16 TO 12 AWG
008326-01-000	EA TERMINAL-RING, 16/14 WIRE - 3/8" STUD
093654-01-000	EA CIRCUIT BREAKER-6 AMP, HOUSE CONTROL PANEL
093654-02-000	EA CIRCUIT BREAKER-15 AMP
093654-03-000	EA CIRCUIT BREAKER-20 AMP, HOUSE CONTROL PANEL
093655-01-000	EA CIRCUIT BREAKER-25 AMP
093655-02-000	EA CIRCUIT BREAKER-30 AMP, HOUSE CONTROL PANEL
093655-03-000	EA CIRCUIT BREAKER-40 AMP
097372-04-01A	EA SWITCH-MOMENTARY-OFF-MOMENTARY
007942-01-000	EA TAB-WIRE, 18 TO 14 AWG
007949-01-000	EA TAB-HOUSING, 1 POSITION
035416-04-000	EA TERMINAL-RING #10 STUD FIT, INSULATED BARREL #16/14
041953-01-000	FT CONDUIT-CONVULUTED SLIT, 1/2"ID
041953-01-000	FT CONDUIT-CONVULUTED SLIT.625"ID
041953-03-000	FT CONDUIT-CONVULUTED SLIT, 1" ID (CLOTHES ROD COVER)

ELECTRICAL GROUP (COMPONENTS)

FORD OPTION L16K - US & CANADIAN CONT

KEY PART NUMBER	U/M DESCRIPTION
041953-08-000	FT CONDUIT-CONVOLUTE,SLIT .375"
041953-07-000	FT CONDUIT-CONVULUTED,SLIT,.25"ID
058781-01-000	EA DIODE-6.0A/100 VOLT - MOTOROLA,NO M751
062740-01-000	EA CONNECTOR-PLASTIC BODY, FOR 2 MALE SPADES
086298-01-000	EA WIRE-BATTERY DISCONNECT, RED
086298-02-000	EA WIRE-BATTERY DISCONNECT, GREEN
088473-02-000	EA HOUSING-PIN, 15 POSITION
088473-09-000	EA PIN-HOUSING, 3 POSITION (SINGLE ROW)
088473-10-000	EA PIN-HOUSING, 2 POSITION
088474-01-000	EA HOUSING-SOCKET
088474-02-000	EA HOUSING-SOCKET, 15 POSITION (3 ROWS OF 5)
088474-03-000	EA HOUSING-SOCKET, 9-POSITION
088474-08-000	EA SOCKET-HOUSING, 6 POSITION (2 ROWS OF THREE)
088474-08-000	EA SOCKET-HOUSING, 4 POSITION (SINGLE ROW)
088476-01-000	EA SOCKET-CONNECTOR
097611-01-000	EA CIRCUIT BREAKER-6AMP,ATC - BLACK
	FROM: 00-00-00 THRU: 05-21-90
097611-01-000	EA CIRCUIT BREAKER-6AMP,ATC - BLACK
	FROM: 05-22-90 THRU: 99-99-99
088476-02-000	EA SOCKET-CONNECTOR 12-10 GA
008326-01-000	EA TERMINAL-RING, 16/14 WIRE - 3/8" STUD
000039-04-008	EA NUT-HEX, SER FLG LK 1/4 - 20 ZN
000039-08-008	EA NUT-HEX, SER FLG LK - 1/2-13 ZN
041953-09-000	FT CONDUIT-CONVULUTED,SLIT .50"ID
062901-05-000	EA FUSE-15 AMPS,AUTOMOTIVE
083610-01-000	EA CLAMP-WIRE, DUAL - UNEQUAL 5/8" AND 1 1/4"DIAMETERS
088779-03-000	EA CIRCUIT BREAKER-25 AMP
090604-04-000	EA TRAY-BATTERY

INVERTOR OPTION

KEY PART NUMBER	U/M DESCRIPTION
099048-01-000	EA INVERTER-100 WATT
088475-01-000	EA PIN-CONNECTOR
088476-01-000	EA SOCKET-CONNECTOR

FOG LAMPS OPTION

KEY PART NUMBER	U/M DESCRIPTION
000G39-08-12B	EA SCREW-SF/DR, 8-18 X 3/4 PPH ZN
077031-02-000	EA FILM-AMBER, 1" X 1.75"
088747-02-000	EA LAMP-FOG, CLEAR LENS - PER-LUX
088747-01-700	EA COVER-FOG LIGHT
092879-01-000	EA WIRE ASM-FOGLAMP
093162-01-000	EA BRACKET-LAMP, FOG
093258-01-000	EA WIRE-INSTRUMENT PANEL, HORN-FOG LAMP
097372-01-01A	EA SWITCH-ON/OFF, SPST

SPOTLIGHT OPTION

KEY PART NUMBER	U/M DESCRIPTION
051057-02-000	EA SEARCHLIGHT-POWER DRIVEN
051057-03-000	EA SWITCH-SEARCHLIGHT
077368-03-000	EA PANEL-INSTRUMENT PANEL COVER, LOWER DRIVER - BLACK

1990 WINNEBAGO

TABLE OF CONTENTS

INTRODUCTION	A-01 -	A-02
ABBREVIATIONS		A-03
ALPHABETICAL INDEX	A-04 -	A-06
WCN31RQ	A-07 -	F-12
WCN33RQ	F-13 -	K-18

1990 WCN31RQ INDEX

FLOOR PLAN	A-07 -	A-08
ACCESSORIES	A-09 -	A-20
BATH	A-21 -	A-24
BEDROOM	B-01 -	B-04
CHASSIS	B-05 -	B-14
C & PAD	B-15 -	B-22
DINETTE	B-23 -	C-02
DRIVERS	C-03 -	C-06
ELECTRICAL	C-07 -	C-14
EXTERIOR BODY	C-15 -	D-02
GALLEY	D-03 -	D-08
HEATING & A/C	D-09 -	D-12
INTERIOR FINISH	D-13 -	D-17
LABEL	D-18 -	E-02
LP		E-03
LOUNGE	E-04 -	E-06
SEALANTS & FASTENERS	E-06 -	E-08
WATER & SEWAGE	E-09 -	E-13
WINDOW, VENT AND		
EXTERIOR DOOR	E-14 -	F-12

ELECTRICAL GROUP (COMPONENTS)

SWITCH, PLATES & RECEPTACLES

KEY PART NUMBER	U/M DESCRIPTION
008351-02-01A	EA PLATE-SWITCH, 2 GANG - POLISHED BRASS
079364-01-000	EA SWITCH-ON/OFF ROCKER, BROWN
079364-03-000	EA SWITCH-ON/OFF ROCKER, BLACK
084076-01-000	EA RECEPTACLE-GFI, 15A - 125V - IVORY
	FROM: 00-10-00 THRU: 06-13-90
084076-02-000	EA RECEPTACLE-GFI, 15A - 125V - BROWN
	FROM: 06-11-90 THRU: 99-99-99
084077-01-000	EA PLATE-COVER, RECEPTACLE - GFI - IVORY
	FROM: 00-00-00 THRU: 06-13-90
084077-02-000	EA PLATE-COVER, RECEPTACLE - GFI - BROWN
	FROM: 06-14-90 THRU: 99-99-99
102568-01-R10	EA SPACER-RECEPTACLE, BETWEEN SIDE WALL & PLATE - WOOD
	NOT USED PRIOR TO 08-02-90
	FROM: 08-02-90 THRU: 99-99-99
058708-02-000	EA RECEPTACLE-DOUBLE ELECTRIC, IVORY
098351-03-01A	EA PLATE-SWITCH, 3 GANG - POLISHED BRASS
058707-01-000	EA RECEPTACLE-ELECTRIC, SINGLE - BROWN
058708-02-000	EA RECEPTACLE-DOUBLE ELECTRIC, IVORY
098351-01-01A	EA PLATE-SWITCH, 1 GANG - POLISHED BRASS
084086-01-01A	EA SWITCH PLATE-SINGLE GANG - BLACK
095188-01-01A	EA SPACER-SWITCH, DARK BROWN
075736-03-000	EA COVER-EXTERIOR RECEPTACLE, BEIGE

STANDARD COMPONENTS

KEY PART NUMBER	U/M DESCRIPTION
098527-01-000	EA DOOR-CIRCUIT BREAKERS
098196-01-000	EA LATCH-1/4 TURN, T-BAR
093674-01-000	EA PLATE-CIRCUIT BREAKER, HOUSE
092547-01-000	EA LABEL-CIRCUIT BREAKER
067782-01-000	EA CONVERTER-40 AMP, W/CHARGER - TRIAD TU-740-2
007942-01-000	EA TAB-WIRE, 18 TO 14 AWG
007949-01-000	EA TAB-HOUSING, 1 POSITION
041953-09-000	FT CONDUIT-CONVOLUTED, SLIT, .50" ID
007940-01-000	EA RECEPTACLE-SLIDE, 16 TO 12 AWG
008326-01-000	EA TERMINAL-RING, 16/14 WIRE - 3/8" STUD
088474-08-000	EA HOUSING-SOCKET
088476-01-000	EA SOCKET-CONNECTOR
008037-02-000	FT CABLE-BATTERY, 1AWG - STRANDED - RED
008343-02-000	EA TIE-WIRE, 14"
008348-01-000	EA TERMINAL-RING, 3/8" STUD - #2 WIRE
083610-01-000	EA CLAMP-WIRE, DUAL - UNEQUAL 5/8" AND 1 1/4" DIAMETERS
007940-01-000	EA RECEPTACLE-SLIDE, 16 TO 12 AWG
007942-01-000	EA TAB-WIRE, 18 TO 14 AWG
008001-01-000	FT WIRE-10AWG, STRAND - WHITE
047443-01-000	EA TERMINAL-.250 RECEPTACLE, FIT, INSULATED - 16/14 AWG
088473-05-000	EA PIN-HOUSING, 6 POSITION (SINGLE ROW)
088473-06-000	EA PIN-HOUSING, 6 POSITION (TWO ROWS OF THREE)
088473-08-000	EA PIN-HOUSING, 4 POSITION
088473-09-000	EA PIN-HOUSING, 3 POSITION (SINGLE ROW)
088474-02-000	EA SOCKET-HOUSING, 15 POSITION (3 ROWS OF 5)
088474-06-000	EA SOCKET-HOUSING, 6 POSITION (2 ROWS OF THREE)
088474-08-000	EA SOCKET-HOUSING, 4 POSITION (SINGLE ROW)
088470-01-000	EA SOCKET-CONNECTOR
092549-01-000	EA PLATE-FUSE BOX
007093-01-000	EA FLASHER-SIGNAL STAT
008188-01-000	EA SOLENOID-3 POST, BATTERY CHANGE OVER
008211-01-000	EA BREAKER-CIRCUIT, 12V - 6AMP
008343-01-000	EA TIE-WIRE, 6"
008343-02-000	EA TIE-WIRE, 14"
024459-04-000	EA GAUGE-VOLTMETER
035416-04-000	EA TERMINAL-RING #10 STUD FIT, INSULATED BARREL #16/14
062901-02-000	EA FUSE-5 AMP, AUTOMOTIVE
062901-05-000	EA FUSE-15 AMPS, AUTOMOTIVE
063912-02-000	EA RELAY-CANISTER, SPDT W/RESIST
073328-F2-000	EA CABLE-8 GA, BLACK
008037-01-000	FT CABLE-BATTERY, 1AWG - STRANDED - BLACK
008348-01-000	EA TERMINAL-RING, 3/8" STUD - #2 WIRE

ELECTRICAL GROUP (COMPONENTS)

STANDARD COMPONENTS CONT

KEY PART NUMBER	U/M DESCRIPTION
082742-01-000	EA CONNECTOR BODY-3 CNCT FEMALE
085318-01-000	EA SCREW-8-08X1/2, CRIMP TITE HD
086273-01-000	EA RELAY-BATTERY DISCONNECT
086273-01-700	EA TERMINAL WIRE ASM
086298-01-000	EA WIRE-BATTERY DISCONNECT, RED
086298-02-000	EA WIRE-BATTERY DISCONNECT, GREEN
008326-01-000	EA TERMINAL-RING, 16/14 WIRE - 3/8" STUD
092786-01-000	EA BUSS BAR-2.1" LONG
092786-02-000	EA BUSS BAR-3.3" LONG
008331-01-000	EA TERMINAL-RING, TONGUE - #4 WIRE - 3/8" STUD - COPPER
063910-01-000	EA HOUSING-RELAY
088473-01-000	EA PIN-HOUSING, 4 ROWS OF 3
088474-08-000	EA SOCKET-HOUSING, 4 POSITION (SINGLE ROW)
088476-01-000	EA SOCKET-CONNECTOR
101571-01-000	EA HOUSING-2 POSITION, MALE
088473-03-000	EA PIN-HOUSING, 9-POSITION
007942-01-000	EA TAB-WIRE, 18 TO 14 AWG
007949-01-000	EA TAB-HOUSING, 1 POSITION
088473-02-000	EA PIN-HOUSING, 15 POSITION
088476-01-000	EA SOCKET-CONNECTOR
007940-01-000	EA RECEPTACLE-SLIDE, 16 TO 12 AWG
008326-01-000	EA TERMINAL-RING, 16/14 WIRE - 3/8" STUD
093654-01-000	EA CIRCUIT BREAKER-6 AMP, HOUSE CONTROL PANEL
093654-02-000	EA CIRCUIT BREAKER-15 AMP
093654-03-000	EA CIRCUIT BREAKER-20 AMP, HOUSE CONTROL PANEL
093655-01-000	EA CIRCUIT BREAKER-25 AMP
093655-02-000	EA CIRCUIT BREAKER-30 AMP, HOUSE CONTROL PANEL
093655-03-000	EA CIRCUIT BREAKER-40 AMP
007940-01-000	EA RECEPTACLE-SLIDE, 16 TO 12 AWG
007942-01-000	EA TAB-WIRE, 18 TO 14 AWG
007949-01-000	EA TAB-HOUSING, 1 POSITION
035416-04-000	EA TERMINAL-RING #10 STUD FIT, INSULATED BARREL #16/14
041953-01-000	FT CONDUIT-CONVOLUTED SLIT, 1/2" ID
041953-03-000	FT CONDUIT-CONVOLUTED SLIT, 1" ID (CLOTHES ROD COVER)
041953-07-000	FT CONDUIT-CONVOLUTED, SLIT, .25" ID
058781-01-000	EA DIODE-6.0A/100 VOLT - MOTOROLA, NO MR751
062036-02-000	EA TERMINAL-PACK-CON, 16/14 AWG
062037-01-000	EA HOUSING-AUTO FUSE, NATURAL
062037-02-000	EA HOUSING-AUTO FUSE, GREEN
062037-03-000	EA HOUSING-AUTO FUSE, BLACK
062037-04-000	EA HOUSING-AUTO FUSE, BLUE
062037-05-000	EA HOUSING-AUTO FUSE, GRAY
062037-06-000	EA HOUSING-AUTO FUSE, BROWN
082740-01-000	EA CONNECTOR-PLASTIC BODY, FOR 2 MALE SPADES
086298-01-000	EA WIRE-BATTERY DISCONNECT, RED
086298-02-000	EA WIRE-BATTERY DISCONNECT, GREEN
088473-02-000	EA HOUSING-PIN, 15 POSITION
088473-10-000	EA PIN-HOUSING, 2 POSITION
088474-03-000	EA HOUSING-SOCKET, 9-POSITION
088476-01-000	EA SOCKET-CONNECTOR
063476-02-000	EA SOCKET-CONNECTOR 12-10 GA
063761-01-000	EA CIRCUIT BREAKER-6AMP, ATC - BLACK
000C26-04-108	EA BOLT-HEX, SER FLG - 1/4-20 X 5/8 ZINC
000D39-05-008	EA NUT-HEX, SER FLG LK - 5/16 - 18 ZN
008343-02-000	EA TIE-WIRE, 14"
041953-07-000	FT CONDUIT-CONVOLUTED, SLIT, .25" ID
058028-01-000	EA CONNECTOR-ELECTRICAL PIGTAIL, NYLON - CLEAR
008348-01-000	EA TERMINAL-RING, 3/8" STUD - #2 WIRE
086233-01-000	EA STUD-ISOLATED, 3/8" X 7/8" LONG
000D39-04-008	EA NUT-HEX, SER FLG LK 1/4 - 20 ZN
000D39-05-008	EA NUT-HEX, SER FLG LK - 5/16 - 18 ZN
008343-01-000	EA TIE-WIRE, 6"
035416-04-000	EA TERMINAL-RING #10 STUD FIT, INSULATED BARREL #16/14
008054-02-000	EA CORD-POWER, 10-3 - 30AMP - 33'
008026-01-000	FT WIRE-12/2, ROMEX - W/GROUND
008289-01-000	EA BOX-ELECTRIC, STEEL - 1/2" AND 3/4" KNOCKOUTS - 4" X 4"
008311-01-000	EA CONNECTOR-WIRE NUT, INSULATED - RED
008314-01-000	EA CONNECTOR-WIRE NUT, INSULATED - GRAY

1990 WINNEBAGO
TABLE OF CONTENTS

INTRODUCTION	A-01 -	A-02
ABBREVIATIONS		A-03
ALPHABETICAL INDEX	A-04 -	A-08
WCN31RQ	A-07 -	F-12
WCN33RQ	F-13 -	K-18

1990 WCN31RQ INDEX

FLOOR PLAN	A-07 -	A-08
ACCESSORIES	A-09 -	A-20
BATH	A-21 -	A-24
BEDROOM	B-01 -	B-04
CHASSIS	B-05 -	B-14
C C & PAD	B-15 -	B-22
DINETTE	B-23 -	C-02
DRIVERS	C-03 -	C-06
ELECTRICAL	C-07 -	C-14
EXTERIOR BODY	C-15 -	D-02
GALLEY	D-03 -	D-08
HEATING & A/C	D-09 -	D-12
INTERIOR FINISH	D-13 -	D-17
LABEL	D-18 -	E-02
LP		E-03
LOUNGE	E-04 -	E-05
SEALANTS & FASTENERS	E-06 -	E-08
WATER & SEWAGE	E-09 -	E-13
WINDOW, VENT AND		
EXTERIOR DOOR	E-14 -	F-12

ELECTRICAL GROUP (COMPONENTS)

STANDARD COMPONENTS CCNT

KEY PART NUMBER	U/M	DESCRIPTION
008328-01-000	EA	TERMINAL-RING, 12/10 WIRE - #10 STUD FIT
008331-01-000	EA	TERMINAL-RING,TONGUE - #4 WIRE - 3/8" STUD - COPPER
008355-01-000	EA	CONNECTOR-CABLE CLAMPING, 3/4"
008356-01-000	EA	CONNECTOR-PLASTIC, 3/8" AVG
074880-01-000	EA	BOX-EXTENSION, STEEL - OPEN SIDES - 4" X 4" X 1 1/2"
074887-01-000	EA	COVER-ELECTRIC BOX, 1 LARGE & 2 SMALL HOLES - 4" X 4"
008294-01-000	EA	COVER-ELECTRICAL BOX, STEEL/BLANK - 4" X 4" - GRAY
083208-02-000	EA	CIRCUIT BREAKER-15/15AMP, 120V
083208-03-000	EA	CIRCUIT BREAKER-15/20AMP, 120V - BW - D-15/20
083208-05-000	EA	CIRCUIT BREAKER-20A, 120V - BW J-20
083208-06-000	EA	CIRCUIT BREAKER-30/15 AMP, 120V - BW D-30/15
081213-01-000	EA	BOX-CIRCUIT BREAKER- W/KNOCKOUTS - 5.3" X 11.8" X 2.5"
035416-04-000	EA	TERMINAL-RING #10 STUD FIT, INSULATED BARREL #16/14
041953-01-000	FT	CONDUIT-CONVOLUTE SLIT, 1/2" ID
088474-06-000	EA	SOCKET-HOUSING, 6 POSITION (2 ROWS OF THREE)
035416-04-000	EA	TERMINAL-RING #10 STUD FIT, INSULATED BARREL #16/14
088474-07-000	EA	HOUSING-SOCKET
088475-01-000	EA	PIN-CONNECTOR
088475-02-000	EA	PIN-CONNECTOR
008294-01-000	EA	COVER-ELECTRICAL BOX, STEEL/BLANK - 4" X 4" - GRAY
008311-01-000	EA	CONNECTOR-WIRE NUT, INSULATED - RED
008001-01-000	FT	WIRE-10AWG, STRAND - WHITE
080015-02-000	EA	RECEPTACLE-FLAG, .185 - 16/14 GA - 7MP 3
041953-11-000	FT	CONDUIT-CONVOLUTE, SLIT- 1.06" ID
088474-01-000	EA	HOUSING-SOCKET
077955-01-000	EA	J CLIP-VINYL COATED, 3/8"
079378-01-000	EA	TERMINAL-WEDGE BASE, 18 AWG
067789-02-000	EA	SOCKET-LAMP
058028-01-000	EA	CONNECTOR-ELECTRICAL PIGTAIL, NYLON - CLEAR
035416-04-000	EA	TERMINAL-RING #10 STUD FIT, INSULATED BARREL #16/14
067789-02-000	EA	SOCKET-LAMP
077955-01-000	EA	J CLIP-VINYL COATED, 3/8"
035416-04-000	EA	TERMINAL-RING #10 STUD FIT, INSULATED BARREL #16/14
064388-01-000	EA	HOUSING-TRAILER, RECEPTACLE
079090-01-000	EA	CONNECTOR-MOLDED, 12/2 LEAD
079378-01-000	EA	TERMINAL-WEDGE BASE, 18 AWG
097744-02-000	EA	HOUSING-TRAILER PIN, 48"
097746-01-000	EA	HOUSING CAP-TRAILER PIN
008026-01-000	FT	WIRE-12/2, ROMEX - W/GROUND
041953-05-000	FT	CONDUIT-CONVOLUTE SOLID, .62" ID
047443-01-000	EA	TERMINAL-.250 RECEP. FIT, INSULATED - 16/14 AWG
088473-03-000	EA	HOUSING-PIN, 9-POSITION
088474-03-000	EA	HOUSING-SOCKET, 9-POSITION
082740-01-000	EA	CONNECTOR-PLASTIC BODY, FOR 2 MALE SPADES
041953-05-000	FT	CONCUIT-CONVOLUTE SOLID, .62" ID
074017-02-000	EA	HOUSING-5 POSITION, RIGHT ANGLED
041953-05-000	FT	CONDUIT-CONVOLUTE SOLID, .62" ID
088474-08-000	EA	SOCKET-HOUSING, 4 POSITION (SINGLE ROW)
036196-01-000	EA	BULB-12V - #194 - .27AMP
077955-01-000	EA	J CLIP-VINYL COATED, 3/8"
067789-02-000	EA	SOCKET-LAMP
079090-01-000	EA	CONNECTOR-MOLDED, 12/2 LEAD
041953-03-000	FT	CONDUIT-CONVOLUTE SLIT, 1" ID (CLOTHES ROD COVER)
000D39-04-008	EA	NUT-HEX, SER FLG LK 1/4 - 20 ZN
077000-01-000	EA	SOCKET ASM-W/8" PIGTAIL LEADS
C90734-02-000	EA	CLIP-WIRE, NYLON
093144-01-000	EA	CONDUIT-WIRE, GM# 15582046
055278-01-001	FT	TUBING-STEEL, .75" X 1.5" X 288"
000G11-08-088	EA	SCREW, 8-18 X 1/2 PPH ZN
008288-01-000	EA	BOX-ELECTRIC, PLASTIC - 3" X 3 1/2"
008288-02-000	EA	BOX-ELECTRIC, PLASTIC - 3.94" X 3.13" X 1.81"
008314-01-000	EA	CONNECTOR-WIRE NUT, INSULATED - GRAY
008328-01-000	EA	TERMINAL-RING, 12/10 WIRE - #10 STUD FIT
058028-01-000	EA	CONNECTOR-ELECTRICAL PIGTAIL, NYLON - CLEAR
058049-01-000	EA	BOX-ELECTRIC SWITCH, 2" X 3" X 2.25"
008343-01-000	EA	TIE-WIRE, 6"
058028-01-000	EA	CONNECTOR-ELECTRICAL PIGTAIL, NYLON - CLEAR
090971-01-000	EA	SPLICE-CABLE, 110V

ELECTRICAL GROUP (COMPONENTS)

STANDARD COMPONENTS CCNT

KEY PART NUMBER	U/M	DESCRIPTION
090971-02-000	EA	SPLICE-CABLE, 110V - TAP
092547-01-000	EA	LABEL-CIRCUIT BREAKER
036196-01-000	EA	BULB-12V - #194 - .27AMP
031965-01-000	EA	TAB-HOUSING, 2 POSITION
031968-01-000	EA	PLUG-CONTACT, BRASS
077000-01-000	EA	SOCKET ASM-W/8" PIGTAIL LEADS
077920-02-000	EA	WIRE ASM-BEVERAGE TRAY
077000-01-000	EA	SOCKET ASM-W/8" PIGTAIL LEADS
063739-01-700	EA	BATTERY-12V, DRY - 24TM-WNT-DRY
077479-01-000	EA	BOOT-BATTERY TERM,DBL CABLE
077479-02-000	EA	BOOT-BATTERY TERMINAL, SINGLE CABLE
077510-01-000	EA	LABEL-GENERATOR PREP

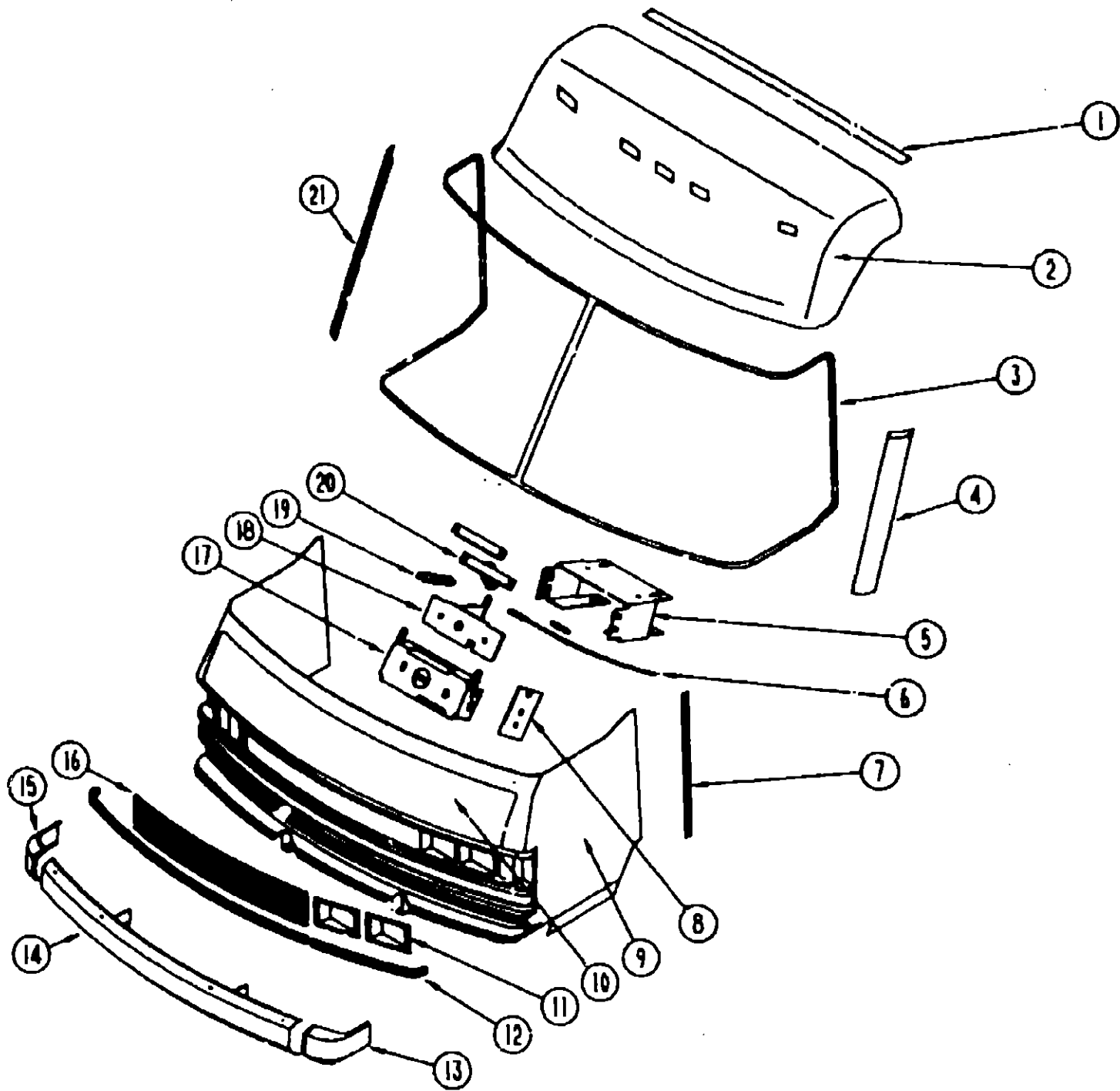
1990 WINNEBAGO
TABLE OF CONTENTS

INTRODUCTION	A-01 -	A-02
ABBREVIATIONS		A-03
ALPHABETICAL INDEX	A-04 -	A-06
WCN31RQ	A-07 -	F-12
WCN33RQ	F-13 -	K-18

1990 WCN31RQ INDEX

FLOOR PLAN	A-07 -	A-08
ACCESSORIES	A-09 -	A-20
BATH	A-21 -	A-24
BEDROOM	B-01 -	B-04
CHASSIS	B-05 -	B-14
C C & PAD	B-15 -	B-22
DINETTE	B-23 -	C-02
DRIVERS	C-03 -	C-08
ELECTRICAL	C-07 -	C-14
EXTERIOR BODY	C-15 -	D-02
GALLEY	D-03 -	D-08
HEATING & A/C	D-09 -	D-12
INTERIOR FINISH	D-13 -	D-17
LABEL	D-18 -	E-02
LP		E-03
LOUNGE	E-04 -	E-05
SEALANTS & FASTENERS	E-06 -	E-08
WATER & SEWAGE	E-09 -	E-13
WINDOW, VENT AND		
EXTERIOR DOOR	E-14 -	F-12

EXTERIOR BODY GROUP



KEY PART NUMBER	
1	083805-14-070
2	M02951-C7-AB8
3	091988-01-000
4	091901-02-000
5	073342-01-000
6	092883-01-000
6	077064 01 000
6	102087 01 000
	010497-08-000
7	096204-01-01A
8	077407 01 000
8	102515 01 000
9	M01115-20-Y10
10	M92677-01-Y10
	058833-01-000
	062628-01-000
	094060 01 000
	068927-01-C00
	076716-02-000
	093851-01-Y12
	093851-02-Y12
	077252-01-000
	058786-01-000
	R77007-51-429
	076772-01-000
	077049-01-000
	093295-02-000
	077048-01-000
	086235-02-000
	095094-01-000
11	091838-02-01A
	091838-01-01A
12	092414-01-000
13	091840-02-01A
14	091994-01-03A
	091994-01-01A
	005200-01-000
	077852-01-000
	093514-01-000
	081107-01-000
15	091840-01-01A
16	092901-01-Y10
17	073336-02-000
18	R77007-51-429
19	R77006-38-499
20	R77007-01-950
	073610-01-000
21	091901-01-000
	093234 01 000
	093895 01 000
	102817 01 000

EXTERIOR BODY GROUP (CONTINUED)
FRONT END COMPONENTS & BUMPER

U/M DESCRIPTION	
EA	TRIM-ROOF TO FRONT CAP
EA	CAP-ROOF, FRONT - W/LIGHTS - BEIGE
EA	MOLDING-REVEAL, WINDSHIELD - SURROUNDS BOTH WINDSHIELDS
EA	TRIM-A-PILLAR, DR - BETWEEN WINDSHIELD & VENT GLASS - BLK
EA	BRACKET ASM-STRIKER,HOOD (MOUNTS TO CROSSMEMBER)
EA	CROSSMEMBER-CENTER, U-CHANNEL STEEL - 2" X 48"
EA	CABLE ASM-HOOD RELEASE
	FROM 00-00-00 THRU 90-07-08
EA	CABLE ASM-HOOD RELEASE
	FROM: 07-09-90 THRU: 99-99-99
EA	CLAMP-CLOSED, .125"
	FROM: 07-09-90 THRU: 99-99-99
EA	TRIM-SEAM, FRONT END TO SIDEWALLS
EA	BRACKET-HOOD RELEASE CABLE
	FROM 000000 THRU 900812
EA	BRACKET-HOOD RELEASE CABLE
	FROM 900813 THRU 999999
EA	FRONT END-FIBERGLASS, BEIGE - W/O HOOD OR HINGES
EA	PANEL-HOOD, W/BRACKETS ONLY - BEIGE
EA	BRACKET-PROP ROD
EA	CLIP-PROP ROD
EA	ROD ASM-PROP,HOOD
EA	GROMMET RUBBER - PROP RED
EA	BRACKET ASM- LATCH - INCLUDED WITH HOOD
EA	HINGE-HOOD, PASSENGER
EA	HINGE-HOOD, DRIVER
EA	PIN-HINGE
EA	BOLT-HOOD ADJUSTING
EA	BRACKET-HOOD RELEASE
EA	CLIP-SPEED, TUBE TYPE
EA	NUT-ACORN, 10-32 ALUMINUM
EA	BRACKET-LATCH, HOOD
EA	SHAFT-ADAPTOR, WINDSHIELD PANTOGRAPH ARM
EA	BEARING-SNAPIN, 3/16" ID X 3/16"
EA	NUT-ACORN, 1/4 - 20 ALUMINUM
EA	BEZEL-HEADLAMP, DRIVER - BLACK
EA	BEZEL-HEADLAMP, PASSENGER - BLACK
FT	TRIM-CHROME, 1.2" WIDE
EA	CAP-BUMPER END, FRONT DRIVER - PLASTIC - BEIGE
EA	BUMPER-FRONT, CHROME
EA	BUMPER-FRONT, UNFINISHED
EA	BOLT-BUMPER,ROUND HEAD-SQUARE NECK- W/SST CAP 7/16-14 X 1 1/4
EA	BRACKET-BUMPER, FRONT - 2 PER COACH - BENT 2" X 8"
EA	SUPPORT-BUMPER, FRONT - L ANGLE - 4" X 7"
EA	BRACKET-BUMPER PIN, ANGLE 2.6" X 7.8" - METAL - BLACK
EA	CAP-BUMPER END, FRONT PASSENGER - PLASTIC - BEIGE
EA	GRILLE-10 BAR, BRIGHT FINISHED
EA	BRACKET-MOUNTING, LATCH
EA	LATCH ASM-HOOD RELEASE
EA	SPRING-CABLE,HOOD LATCH
EA	STRIKER-LATCH, HOOD
EA	SPRING-STRIKER, LATCH - HOOD
EA	TRIM-A-PILLAR, PASS - BETWEEN WINDSHIELD & VENT GLASS - BL
EA	BRACE-LATCH,HOOD
EA	TRAY ASM-BATTERY
EA	BRACKET-PARK BRAKE VALVE
	FROM 910402 THRU 999999

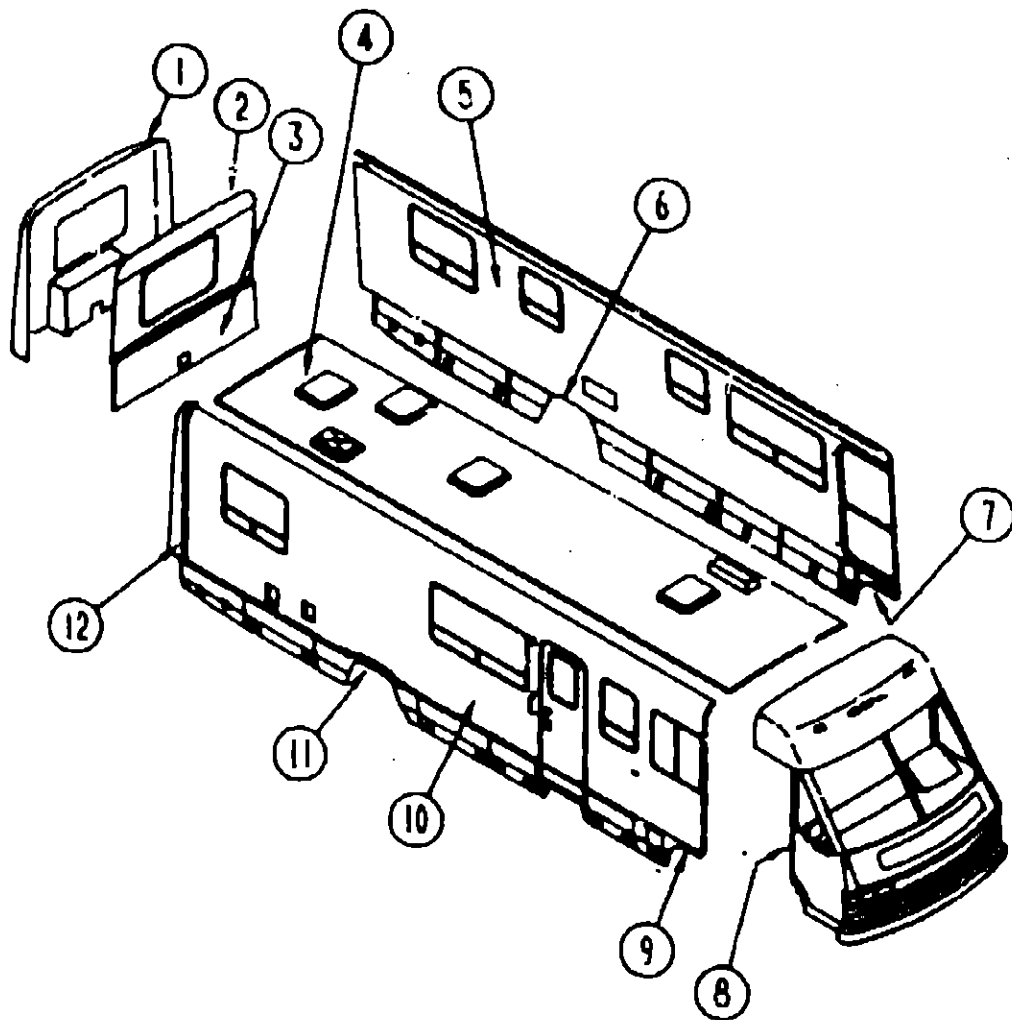
1990 WINNEBAGO
TABLE OF CONTENTS

INTRODUCTION	A-01 -	A-02
ABBREVIATIONS		A-03
ALPHABETICAL INDEX	A-04 -	A-08
WCN31RQ	A-07 -	F-12
WCN33RQ	F-13 -	K-18

1990 WCN31RQ INDEX

FLOOR PLAN	A-07 -	A-08
ACCESSORIES	A-09 -	A-20
BATH	A-21 -	A-24
BEDROOM	B-01 -	B-04
CHASSIS	B-05 -	B-14
C C & PAD	B-15 -	B-22
DINETTE	B-23 -	C-02
DRIVERS	C-03 -	C-08
ELECTRICAL	C-07 -	C-14
EXTERIOR BODY	C-15 -	D-02
GALLEY	D-03 -	D-08
HEATING & A/C	D-09 -	D-12
INTERIOR FINISH	D-13 -	D-17
LABEL	D-18 -	E-02
LP		E-03
LOUNGE	E-04 -	E-05
SEALANTS & FASTENERS	E-06 -	E-08
WATER & SEWAGE	E-09 -	E-13
WINDOW, VENT AND EXTERIOR DOOR	E-14 -	F-12

EXTERIOR BODY GROUP (CONTINUED)



KEY PART NUMBER

- 1 092197-01-01A
- 2 M03911-02-AB6
- 2 092732-01-AB6
- 3 092526-01-Y10
- 4 M98991-01-AB6
- 063805-14-000
- 5 M98997-01-AB6
- 6 094345-02-01A
- M04019-01-000
- 8 093244-15-AB6
- 7 M04129-02-AB6
- 8 096204-01-01A
- 9 M04129-01-AB6
- 10 M97283-01-AB6
- 095023-01-000
- 11 094345-02-01A
- M04019-01-000
- 11 093244-11-Y12
- 12 091985-01-02A
- 12 092041-01-01A
- 001018-01-024
- 100128-01-000
- 090340-01-000
- 009066-01-000
- 078787-02-000
- 092250-01-01A
- 092250-02-01A
- 092689-01-02A
- 092689-02-02A
- 093021-11-B07
- 094362-02-000
- 093021-03-Y12
- 076322-03-000
- 092765-01-Y12
- 082701-01-000
- 092252-01-000
- 077385-01-000
- 077399-01-000
- 077941-01-000

U/M DESCRIPTION

- EA CAP-REAR, FIBERGLASS - W/O LIGHTS & 2 DOORS
- EA BACKWALL ASM-UPPER ON BD
- EA BACKWALL-UPPER, W/O WINDOWS OR CUTOUTS (SPECIAL ORDER ITEM)
- EA BACKWALL ASM-LOWER ON BD
- EA ROOF-W/O VENTS OR CUTOUTS - (SPECIAL ORDER ITEM)
- EA TRIM-ROOF, FRONT & REAR CAP TO ROOF - 6.4' MILL FINISHED
- EA SIDEWALL-DRIVERS, W/O WINDOWS, LIGHTS OR DOORS (SPECIAL ORDER ITEM)
- EA TRIM-WHEELWELL, MILL FINISH - 21.3' LONG
- EA BRIDGE-WHEELWELL, E-COATED
- EA PANEL-WHEEL LIP, REAR - DRIVER SIDE - BEIGE
- EA PANEL-WHEEL LIP, DRIVER SIDE - FRONT - PLASTIC - BEIGE
- EA TRIM-J, 5" WIDTH EXPOSED - 1" X 29" LONG - ALUMINUM - BEIGE
- EA PANEL-WHEEL LIP, PASSENGER SIDE - FRONT - PLASTIC - BEIGE
- EA SIDEWALL-PASSENGER, W/O WINDOW, LIGHT, OR DOOR (SPECIAL ORDER ITEM)
- EA SUPPORT-VALANCE, 10.6" X 10.6"
- EA TRIM-WHEELWELL, MILL FINISH - 21.3' LONG
- EA BRIDGE-WHEELWELL, E-COATED
- EA PANEL-WHEEL LIP, REAR - PASSENGER SIDE - BEIGE
- FT INSERT-TRIM, .85" WIDE - VINYL - BEIGE
- EA TRIM-REAR CAP TO SIDEWALL, 1.8" X 83" - ALUMINUM - BEIGE
- EA SKIN-ALUMINUM, 4' X 8' - FLAT - BEIGE
- FT SEAL-PILE, ADHESIVE BACK - GRAY
- FT SEAL-FOAM, CLOSED CELL - 1/4" X 1/2" X 50'
- EA HINGE-ALUMINUM, NO HOLES - 1 1/16" X 6" - UNPAINTED
- EA CABLE-1/16" X 18.5" - STAINLESS STEEL
- EA C/P-BUMPER END, REAR PASSENGER - PLASTIC - BEIGE
- EA CAP-BUMPER END, REAR DRIVER - PLASTIC - BEIGE
- EA END CAP-VALANCE, REAR ON DRIVERS, FRONT ON PASSENGERS
- EA END CAP-VALANCE, FRONT ON DRIVERS, REAR ON PASSENGERS
- EA PANEL-VALANCE, 19.4" X 7.6" - BEIGE
- EA CLIP-CHRISTMAS TREE, FLAT HEAD - 354-220000-00-0078
- EA PANEL-VALANCE, 19.4" X 8" - BEIGE
- FT TAPE-FOAM, DOUBLE COATED ADHESIVE BACKED - .5" X 108'
- EA PANEL-FILLER, BACKWALL - LEFT - RADIUS CORNER - 11.6" X 28
- SF PANEL-SHEATHING, WAFERBOARD - 4' X 8' - INCREMENTS OF 32 S
- EA COMPARTMENT-SPARE TIRE
- EA PIN-PIVOT - FOR 077384-01-000
- EA RETAINER-SPARE TIRE, 2" X 7.9" - HOLE IN MIDDLE
- EA SEAL-RUBBER, FLAT - W/SLIT

1990 WINNEBAGO
TABLE OF CONTENTS

INTRODUCTION	A-01 -	A-02
ABBREVIATIONS		A-03
ALPHABETICAL INDEX	A-04 -	A-06
WCN31RQ	A-07 -	F-12
WCN33RQ	F-13 -	K-18

1990 WCN31RQ INDEX

FLOOR PLAN	A-07 -	A-08
ACCESSORIES	A-09 -	A-20
BATH	A-21 -	A-24
BEDROOM	B-01 -	B-04
CHASSIS	B-05 -	B-14
C C & PAD	B-15 -	B-22
DINETTE	B-23 -	C-02
DRIVERS	C-03 -	C-06
ELECTRICAL	C-07 -	C-14
EXTERIOR BODY	C-15 -	D-02
GALLEY	D-03 -	D-08
HEATING & A/C	D-09 -	D-12
INTERIOR FINISH	D-13 -	D-17
LABEL	D-18 -	E-02
LP		E-03
LOUNGE	E-04 -	E-06
SEALANTS & FASTENERS	E-06 -	E-08
WATER & SEWAGE	E-09 -	E-13
WINDOW, VENT AND EXTERIOR DOOR	E-14 -	F-12

EXTERIOR BODY GROUP (CONTINUED)

EXTERIOR MIRRORS

KEY PART NUMBER	U/M DESCRIPTION
086260-01-000	EA MIRROR-W/CONVEX, PASSENGER
086260-02-000	EA MIRROR-W/CONVEX, DRIVER
086260-03-000	EA ACCESSORY KIT-MIRROR, EXTENSION

ASSIST HANDLE

KEY PART NUMBER	U/M DESCRIPTION
009126-02-000	EA HANDLE-ASSIST, ENTRY DOOR - BLACK
063666-11-000	EA HANDLE-ASSIST, DRIVER DOOR - METAL - BEIGE

WINDSHIELD COMPONENTS

KEY PART NUMBER	U/M DESCRIPTION
081215-01-000	EA GLASS-WINDSHIELD, PASSENGER
081215-02-000	EA GLASS-WINDSHIELD, DRIVER
098788-01-000	EA CHANNEL-RIGID, WINDSHIELD - .38" - PVC
081906-01-000	EA MOLDING-REVEAL, WINDSHIELD - SURROUNDS BOTH WINDSHIELDS
091901-01-000	EA TRIM-A-PILLAR, PASS - BETWEEN WINDSHIELD & VENT GLASS - BL
091901-02-000	EA TRIM-A-PILLAR, DR - BETWEEN WINDSHIELD & VENT GLASS - BLK
002328-02-000	EA BLOCK-WINDSHIELD, .062" X .5" X .98"
091969-01-000	EA FRAME-WINDSHIELD, LOWER - INNER - PASSENGER
091969-02-000	EA FRAME-WINDSHIELD, LOWER - INNER - DRIVER
091953-03-000	EA GLASS-CORNER VENT, PASSENGER
091953-04-000	EA GLASS-CORNER VENT, DRIVER
040921-04-000	EA NUT-SPEED, U TYPE - NO. 8 - .59" LENGTH X .44" WIDTH
040921-05-000	EA NUT-SPEED, U TYPE - NO. 8 - .67" LENGTH X .44" WIDTH
040921-06-000	EA NUT-SPEED, U TYPE - NO. 8 - .57" LENGTH X .63" WIDTH

EXTERIOR BODY GROUP (CONTINUED)

SKINS AND PANELS AND STYROFOAM

KEY PART NUMBER	U/M DESCRIPTION
M03044-02-Y15	EA PANEL-REPAIR, FIBERGLASS TO STYROFOAM - 4' X 8' - BEIGE FROM: 00-00-00 THRU: 07-24-90
004882-11-000	EA PANEL-FIBERGLASS, W/BACKING - 7' X 30.5' - BEIGE FROM: 00-00-00 THRU: 07-24-90
076054-05-001	EA SHEET-FIBERGLASS, 4' X 6' - BEIGE - FILON FROM: 07-25-90 THRU: 99-99-99
076054-08-002	EA SHEET-FIBERGLASS, 5' X 10' - BEIGE - FILON FROM: 07-25-90 THRU: 99-99-99
001054-01-011	EA ALUMINUM-SHEET, 4' X 8' - FLAT - OFF WHITE
044487-01-001	EA ALUMINUM SHEET - .019" X 95" X 360" - MILL FINISH
089297-01-000	SF PLYWOOD-LUAN, OVERLAY GRADE - 4' X 8' - INC OF 32 SF
093743-01-02A	SF PLASTIC-ABS, 11.5" WIDE - OFF WHITE
000870-05-000	SF STYROFOAM-.5" X 24" X 96", INCREMENTS OF 16 SF
083574-01-000	SF STYROFOAM, DOW TYPE SM - 1.5" X 24" X 85.25" - INC OF 14 SF
000868-01-000	SF STYROFOAM-.75" X 24" X 96" - INCREMENTS OF 16 SF
000870-03-000	SF STYROFOAM-1.34" X 48" X 95" - INCREMENTS OF 32 SF
000870-05-000	SF STYROFOAM-.5" X 24" X 96", INCREMENTS OF 16 SF

200" FORD CHASSIS OPTION L31C

KEY PART NUMBER	U/M DESCRIPTION
074559-01-000	EA DECAL-LOGO, LPG - RED - (CALIF CODE)

DRIVER DOOR W/POWER WINDOW AND MIRROR OPTION L28P

KEY PART NUMBER	U/M DESCRIPTION
092880-01-000	EA WIRE-UP, REMOTE MIRROR
086259-04-000	EA MIRROR-REMOTE HEAT, W/ARM & MIRRORS - PRE-WIRED - PASSENGER
086259-05-000	EA MIRROR-REMOTE HEAT, W/ARM & MIRRORS - PRE-WIRED - DRIVER

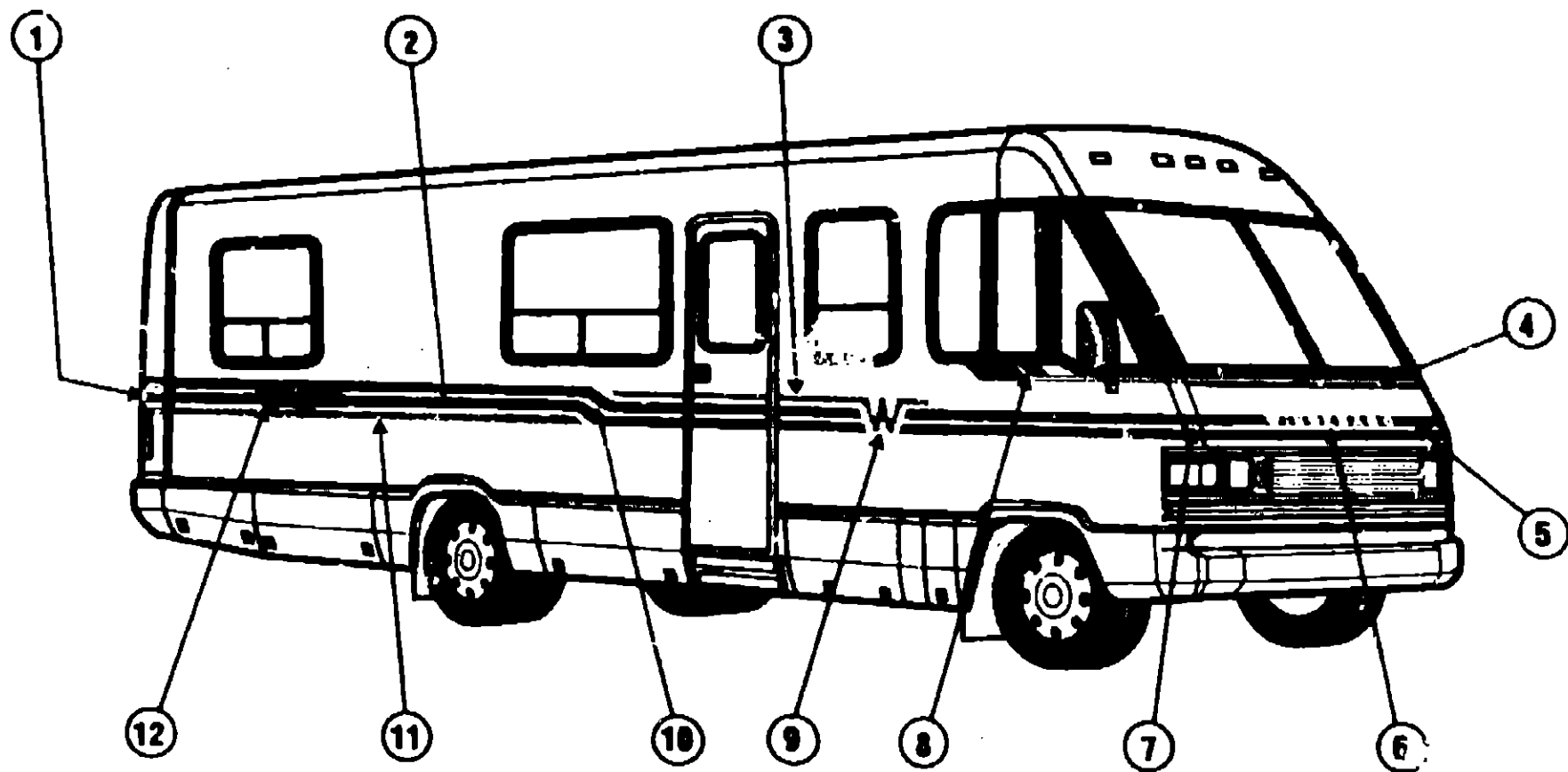
1990 WINNEBAGO
TABLE OF CONTENTS

INTRODUCTION	A-01 -	A-02
ABBREVIATIONS		A-03
ALPHABETICAL INDEX	A-04 -	A-06
WCN31RQ	A-07 -	F-12
WCN33RQ	F-13 -	K-18

1990 WCN31RQ INDEX

FLOOR PLAN	A-07 -	A-08
ACCESSORIES	A-09 -	A-17
BATH	A-21 -	A-24
BEDROOM	B-01 -	B-04
CHASSIS	B-05 -	B-14
C C & PAD	B-15 -	B-22
DINETTE	B-23 -	C-02
DRIVERS	C-03 -	C-06
ELECTRICAL	C-07 -	C-14
EXTERIOR BODY	C-15 -	D-02
GALLEY	D-03 -	D-08
HEATING & AC	D-06 -	D-12
INTERIOR FINISH	D-13 -	D-17
LABEL	D-18 -	E-02
LP		E-03
LOUNGE	E-04 -	E-05
SEALANTS & FASTENERS	E-06 -	E-08
WATER & SEWAGE	E-09 -	E-13
WINDOW, VENT AND EXTERIOR DOOR	E-14 -	F-12

EXTERIOR BODY GROUP (CONTINUED)



DECALS & PAINT
AB6 COLOR CODE

1990 WINNEBAGO
TABLE OF CONTENTS

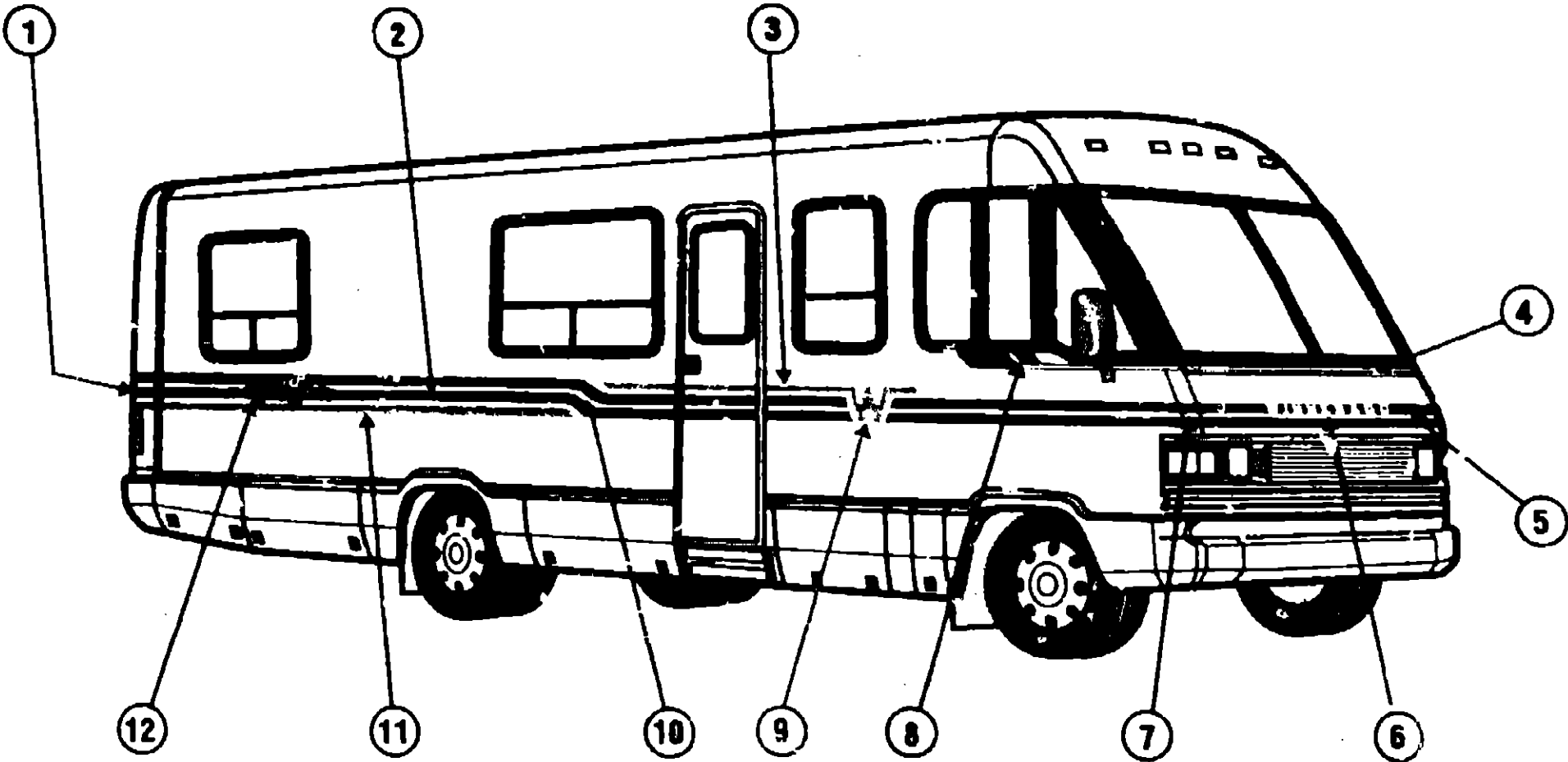
INTRODUCTION	A-01 -	A-02
ABBREVIATIONS		A-03
ALPHABETICAL INDEX	A-04 -	A-06
WCN31RQ	A-07 -	F-12
WCN33RQ	F-13 -	K-18

1990 WCN31RQ INDEX

FLOOR PLAN	A-07 -	A-08
ACCESSORIES	A-09 -	A-20
BATH	A-21 -	A-24
BEDROOM	B-01 -	B-04
CHASSIS	B-05 -	B-14
C C & PAD	B-15 -	B-22
DINETTE	B-23 -	C-02
DRIVERS	C-03 -	C-06
ELECTRICAL	C-07 -	C-14
EXTERIOR BODY	C-15 -	D-02
GALLEY	C-03 -	D-08
HEATING & A/C	D-09 -	D-12
INTERIOR FINISH	D-13 -	D-17
LABEL	D-18 -	E-02
LP		E-03
LOUNGE	E-04 -	E-05
SEALANTS & FASTENERS	E-06 -	E-08
WATER & SEWAGE	E-09 -	E-13
WINDOW, VENT AND EXTERIOR DOOR	E-14 -	F-12

KEY PART NUMBER	U/M	DESCRIPTION
1 092993-01-03A	EA	DECAL-CORNER,REAR,PASSENGERS - BLUE/DK BROWN/BROWN (AB6)
1 092993-02-03A	EA	DECAL-CORNER,REAR,DRIVERS - BLUE/DK BROWN/BROWN (AB6)
2 093680-10-03A	FT	FILM-MULTISTRIPE,175 MM X 150 FT - BLUE/DK BROWN (AB6)
3 093681-02-02A	FT	FILM-38 MM X 150 FT - BROWN (AB6)
4 093680-12-03A	FT	FILM-MULTISTRIPE,54MMX150FT - DARK BROWN/BLUE (AB6)
5 092989-01-03A	EA	DECAL- HOOD - BLUE/DK BROWN (AB6)
6 069745-03-000	EA	DECAL-"WINNE" (PART 1) - CHROME
6 069745-04-000	EA	DECAL-"BAGO" (PART 2) - CHROME
7 092990-01-03A	EA	DECAL-CORNER,FRONT LOWER DRIVERS - BLUE/DK BROWN (AB6)
7 092990-02-03A	EA	DECAL-CORNER,FRONT LOWER PASSENGERS - BLUE/DK BROWN (AB6)
8 092991-01-03A	EA	DECAL-CORNER,FRONT UPPER PASSENGERS - DK BROWN/BLUE (AB6)
8 092991-02-03A	EA	DECAL-CORNER,FRONT UPPER DRIVERS - DK BROWN/BLUE (AB6)
9 079351-34-000	EA	DECAL-FLYING "W" - BROWN
10 093705-01-03A	EA	DECAL-SIDE STEP LOWER PASSENGERS - BLUE/DK BROWN (AB6)
10 093705-02-03A	EA	DECAL-SIDE STEP LOWER DRIVERS - BLUE/DK BROWN (AB6)
11 093681-02-02A	FT	FILM-83 MM X 150 FT - BROWN (AB6)
12 058719-03-000	EA	DECAL-LOGO,CHEIFTAIN,CHROME
092994-01-03A	EA	DECAL-TIRE COVER - BLUE/DK BROWN (AB6)
NOTE: UNIT WITH A97,AB8 COLOR CODE ON FOLLOWING PAGES		

EXTERIOR BODY GROUP (CONTINUED)



DECALS & PAINT CONT
AB7 COLOR CODE

1990 WINNEBAGO
TABLE OF CONTENTS

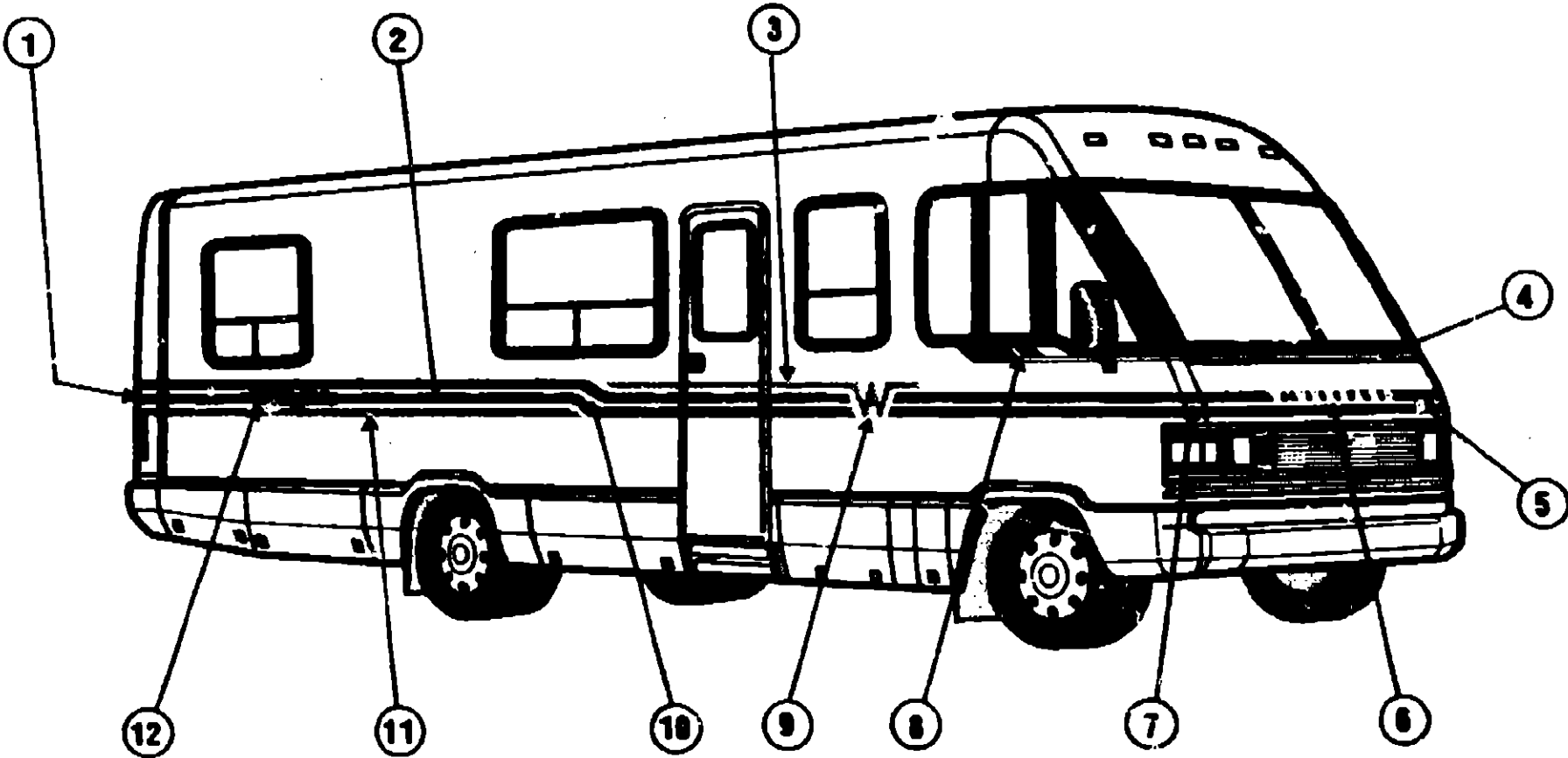
INTRODUCTION	A-01 -	A-02
ABBREVIATIONS		A-03
ALPHABETICAL INDEX	A-04 -	A-06
WCN31RQ	A-07 -	F-12
WCN33RQ	F-13 -	K-18

1990 WCN31RQ INDEX

FLOOR PLAN	A-07 -	A-08
ACCESSORIES	A-09 -	A-20
BATH	A-21 -	A-24
BEDROOM	B-01 -	B-04
CHASSIS	B-05 -	B-14
C.G. & PAD	B-15 -	B-22
DINETTE	B-23 -	C-02
DRIVERS	C-03 -	C-06
ELECTRICAL	C-07 -	C-14
EXTERIOR BODY	C-15 -	D-02
GALLEY	D-03 -	D-08
HEATING & A/C	D-09 -	D-12
INTERIOR FINISH	D-13 -	D-17
LABEL	D-18 -	E-02
LP		E-03
LOUNGE	E-04 -	E-05
SEALANTS & FASTENERS	E-06 -	E-08
WATER & SEWAGE	E-09 -	E-13
WINDOW, VENT AND EXTERIOR DOOR	E-14 -	F-12

KEY PART NUMBER	U/M	DESCRIPTION
1 092993-01-04A	EA	DECAL-CORNER,REAR,PASSENGERS - GREEN/DARK BROWN/BROWN (AB7)
1 092993-02-04A	EA	DECAL-CORNER,REAR,DRIVERS - GREEN/DK BROWN/BROWN (AB7)
2 093680-10-04A	FT	FILM-MULTISTRIPE,175 MM X 150 FT - GREEN/DK BROWN (AB7)
3 093681-02-02A	FT	FILM-38 MM X 150 FT-BROWN (AB7)
4 093680-12-04A	FT	FILM-MULTISTRIPE,54 MM X 150 FT - DARK BROWN/GREEN (AB7)
5 092989-01-04A	EA	DECAL-HOOD - GREEN/DK BROWN (AB7)
6 069745-03-000	EA	DECAL-WINNEBAGO (PART 1) - CHROME
6 069745-04-000	EA	DECAL-WINNEBAGO (PART 2) - CHROME
7 092990-01-04A	EA	DECAL-CORNER,FRONT LOWER DRIVERS - GREEN/DK BROWN (AB7)
7 092990-02-04A	EA	DECAL-CORNER,FRONT LOWER PASSENGERS - GREEN/DK BROWN (AB7)
8 092991-01-04A	EA	DECAL-CORNER,FRONT UPPER PASSENGERS - DK BROWN/GREEN (AB7)
8 092991-02-04A	EA	DECAL-CORNER,FRONT UPPER DRIVERS - DK BROWN/GREEN (AB7)
9 079351-34-000	EA	DECAL-FLYING "W" - BROWN
10 093705-01-04A	EA	DECAL-SIDE STEP LOWER PASSENGERS - GREEN/DK BROWN (AB7)
10 093705-02-04A	EA	DECAL-SIDE STEP LOWER DRIVERS - GREEN/DK BROWN (AB7)
11 093681-02-02A	FT	FILM-83 MM X 150 FT - BROWN (AB7)
12 058719-03-000	EA	DECAL-LOGO,CHEIFTAIN,CHROME
092994-01-04A	EA	DECAL-TIRE COVER - GREEN/DK BROWN (AB7)
NOTE: UNIT WITH AB8 COLOR CODE ON FOLLOWING PAGE		

EXTERIOR BODY GROUP (CONTINUED)



DECALS & PAINT CONT
ABS COLOR CODE

1990 WINNEBAGO
TABLE OF CONTENTS

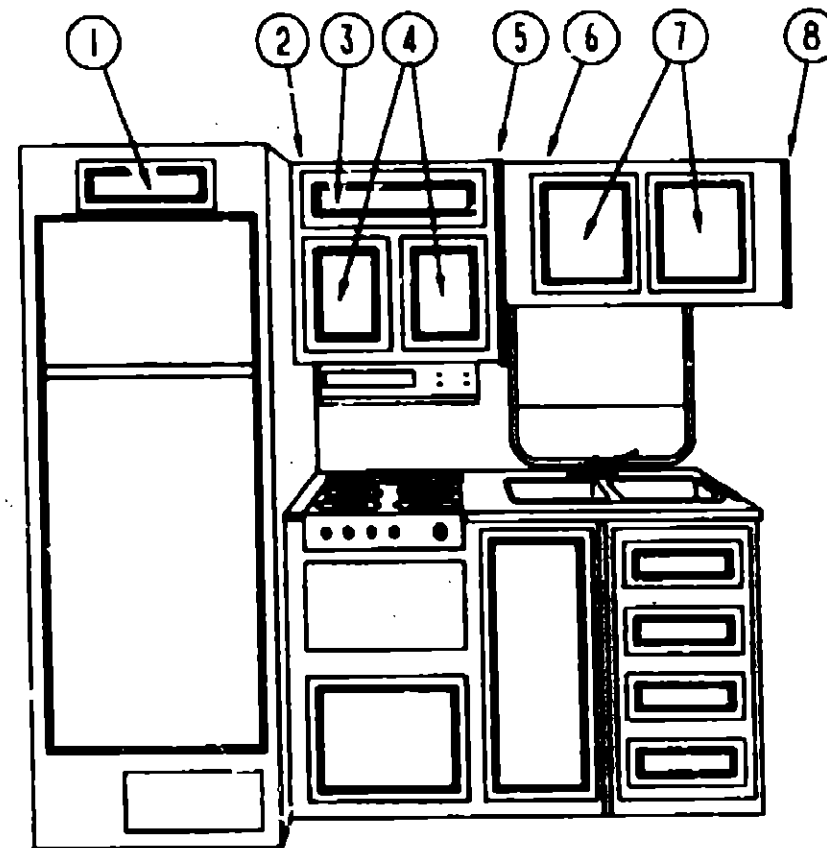
INTRODUCTION	A-01 - A-02
ABBREVIATIONS	A-03
ALPHABETICAL INDEX	A-04 - A-06
WCN31RQ	A-07 - F-12
WCN33RQ	F-13 - K-18

1990 WCN31RQ INDEX

FLOOR PLAN	A-07 - A-08
ACCESSORIES	A-09 - A-20
BATH	A-21 - A-24
BEDROOM	B-01 - B-04
CHASSIS	B-05 - B-14
C C & PAD	B-15 - B-22
DINETTE	B-23 - C-02
DRIVERS	C-03 - C-08
ELECTRICAL	C-07 - C-14
EXTERIOR BODY	C-15 - D-02
GALLEY	D-03 - D-08
HEATING & AC	D-09 - D-12
INTERIOR FINISH	D-13 - D-17
LABEL	D-18 - E-02
LP	E-03
LOUNGE	E-04 - E-06
SEALANTS & FASTENERS	E-08 - E-09
WATER & SEWAGE	E-09 - E-13
WINDOW, VEIL AND	
EXTERIOR DOOR	E-14 - F-12

KEY PART NUMBER	UNIT DESCRIPTION
1 082993-01-05A	EA DECAL-CORNER,REAR,PASSENGERS - PURPLE/GREEN/BROWN (AB8)
1 082993-02-05A	EA DECAL-CORNER,REAR,DRIVERS - PURPLE/GREEN/BROWN (AB8)
2 083680-10-05A	FT FILM-MULTISTRIPE,175 MM X 150 FT - PURPLE/GREEN (AB8)
3 083681-02-02A	FT FILM-38MMX150FT - BROWN (AB8)
4 083680-12-05A	FT FILM-MULTISTRIPE,54 MM X 150 FT - GREEN/PURPLE (AB8)
5 082989-01-04A	EA DECAL-HOOD - GREEN/DK BROWN (AB8)
6 089745-03-000	EA DECAL-WINNEBAGO (PART 1) - CHROME
6 089745-04-000	EA DECAL-WINNEBAGO (PART 2) - CHROME
7 082990-01-05A	EA DECAL-CORNER,FRONT LOWER DRIVERS - PURPLE/GREEN (AB8)
7 082990-02-05A	EA DECAL-CORNER,FRONT LOWER PASSENGERS - PURPLE/GREEN (AB8)
8 082991-01-03A	EA DECAL-CORNER,FRONT UPPER PASSENGERS - GREEN/PURPLE (AB8)
8 082991-02-05A	EA DECAL-CORNER,FRONT UPPER DRIVERS - GREEN/PURPLE (AB8)
9 078351-34-000	EA DECAL-FLYING "W" - BROWN
10 083705-01-05A	EA DECAL-SIDE STEP LOWER PASSENGERS - PURPLE/GREEN (AB8)
10 083705-02-05A	EA DECAL-SIDE STEP LOWER DRIVERS - PURPLE/GREEN (AB8)
11 083681-02-02A	FT FILM-83MMX150 FT - BROWN (AB8)
12 058719-03-000	EA DECAL-LOGO,CHEIFTAIN,CHROME
082994-01-05A	EA DECAL-TIRE COVER - PURPLE/GREEN (AB8)

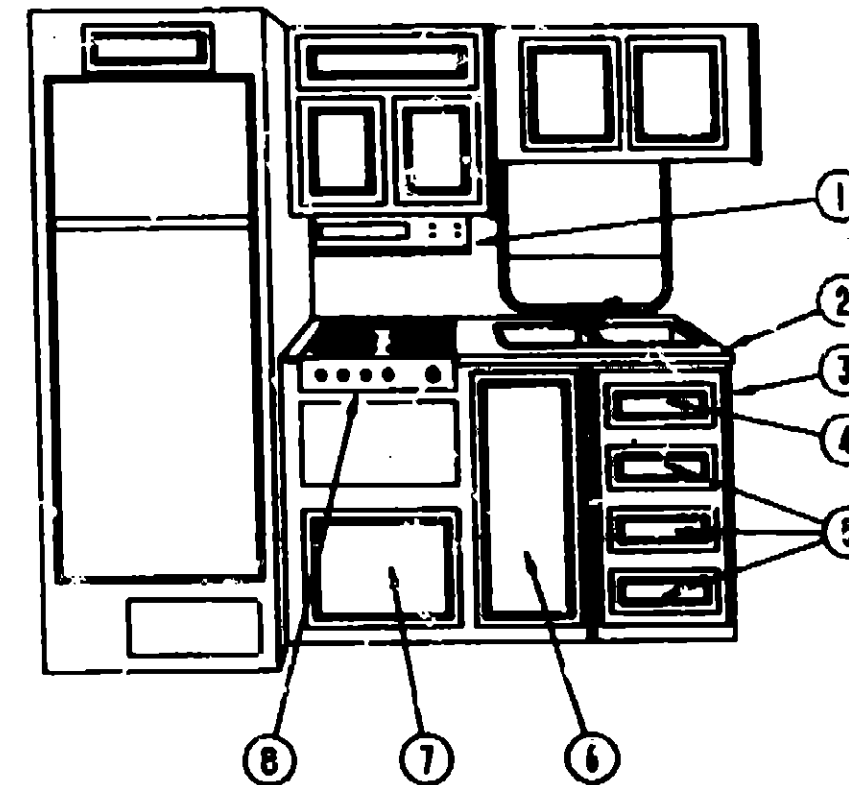
GALLEY GROUP



GALLEY CABINETS & COMPONENTS

KEY PART NUMBER	U/M	DESCRIPTION
1 M88304-F4-AB6	EA	DOOR-CABINET, W/O HARDWARE - 6.4" X 16"
2 M04092-01-AB6	EA	CABINET-OVERHEAD, RANGE - W/O DOORS OR HARDWARE
2 M04092-01-AB6	EA	CABINET-OVERHEAD, USED W/MICROWAVE - W/O DOORS OR HARDWARE
3 M88304-A9-AB6	EA	DOOR-CABINET, W/O HARDWARE - 6.4" X 16"
4 M88304-K8-AB1	EA	DOOR-CABINET, W/O HARDWARE - 10.8" X 14.4"
5 002080-02-Y12	EA	END CAP-CABINET, OVERHEAD - FRONT
6 M82730-01-AB6	EA	CABINET-OVERHEAD, SINK - W/O DOORS OR HARDWARE
		FROM: 00-00-00 THRU: 11-12-89
6 088925-01-AB6	EA	CABINET-OVERHEAD, SINK - W/O DOORS OR HARDWARE
		FROM: 11-13-89 THRU: 99-99-99
7 M88304-84-AB6	EA	DOOR-CABINET, W/O HARDWARE - 365 X 680
		FROM: 00-00-00 THRU: 11-12-89
7 M88304-L4-AB6	EA	DOOR ASM-HARDWARE 365 X 410
		FROM: 11-13-89 THRU: 99-99-99
8 082744-01-Y12	EA	END CAP-CABINET, OVERHEAD - FRONT
		FROM: 00-00-00 THRU: 11-12-89
8 088982-02-AB6	EA	END CAP-CABINET, OVERHEAD - FRONT
		FROM: 11-13-89 THRU: 99-99-99

GALLEY GROUP (CONTINUED)



GALLEY CABINETS & COMPONENTS CONT.

KEY PART NUMBER	U/M	DESCRIPTION
1 088983-11-01A	EA	HOOD-RANGE, W/MONITOR PANEL - VENTLINE
2 082858-11-Y12	EA	COUNTERTOP-GALLEY
3 M03894-01-AB6	EA	CABINET-GALLEY, W/O DOORS OR HARDWARE DEEP/LARGE
		FROM: 00-00-00 THRU: 11-12-89
3 M04091-01-AB6	EA	CABINET-GALLEY, W/O DOORS OR HARDWARE BLACK OVEN
		FROM: 11-13-89 THRU: 99-99-99
4 M88780-08-AB6	EA	DRAWER-CABINET, W/O HARDWARE - 13" X 8.7" - TOP DRAWER
5 M88780-05-AB6	EA	DRAWER-CABINET, W/O HARDWARE - 13" X 15.2" - LOWER 3 DRAWERS
6 M88304-88-AB1	EA	DOOR-CABINET, W/O HARDWARE - 14.4" X 26.8"
7 M88304-L3-AB6	EA	DOOR-CABINET, W/O HARDWARE - 9.6" X 21.8"
8 088507-02-000	EA	RANGE-4 BURNER, WOVEN - MAGIC CHEF BT22NA - ALMOND W/BLACK DOOR
		100081-01-01A
		058334-01-000
		083805-01-01A
		055516-03-000
		084052-01-000
		083578-01-000
		082303-01-000
		091208-01-000
		091255-01-000
		093853-01-AB6
		093153-01-000
		093238-01-Y12
		093282-01-000
		098335-02-AB6
		091890-03-000
		091890-04-000
		EA TRAY-SILVERWARE, ALMOND - RUBBERMAID
		EA WASTEBASKET-9 3/4" X 7" X 10", WHITE - RUBBERMAID
		EA RACK-TOWEL, WIRE - ALMOND
		EA BRACKET-REAR TIEDOWN, RANGE WOVEN
		EA FAUCET-GALLEY
		EA SINK-DOUBLE, STAINLESS STEEL - 18" X 25"
		EA STRAINER-SINK
		EA WASHER-RUBBER, .08" X .75" X .5"
		FT SEAL-ADHESIVE BACKED FOAM, 1.2" X .18"
		EA COVER-SINK
		EA BOARD-CUTTING, MAPLE - 10.6" X 14.5"
		EA HOLDER-KNIFE, COUNTERTOP - OAK
		EA BONNET-KNIFE, HOLDER, UNDER COUNTER - METAL
		EA RAIL-GALLEY, .75" X 22.34"
		EA BRACKET - TIEDOWN, STOVE - RIGHT HAND
		EA BRACKET - TIEDOWN, STOVE - LEFT HAND

1990 WINNEBAGO TABLE OF CONTENTS

INTRODUCTION	A-01 -	A-02
ABBREVIATIONS		A-03
ALPHABETICAL INDEX	A-04 -	A-05
WCN31RQ	A-07 -	F-12
WCN33RQ	F-13 -	K-18

1990 WCN31RQ INDEX

FLOOR PLAN	A-07 -	A-08
ACCESSORIES	A-09 -	A-20
BATH	A-21 -	A-24
BEDROOM	B-01 -	B-04
CHASSIS	B-05 -	B-14
C C & PAD	B-15 -	D-22
DINETTE	B-23 -	C-02
DRIVERS	C-03 -	C-06
ELECTRICAL	C-07 -	C-14
EXTERIOR BODY	C-15 -	D-02
GALLEY	D-03 -	D-08
HEATING & AC	D-09 -	D-12
INTERIOR FINISH	D-13 -	D-17
LABEL	D-18 -	E-02
LP		E-03
LOUNGE	E-04 -	E-05
SEALANTS & FASTENERS	E-08 -	E-08
WATER & SEWAGE	E-09 -	E-13
WINDOW, VENT AND		
EXTERIOR DOOR	E-14 -	F-12

GALLEY GROUP (CONTINUED)

RANGE

KEY PART NUMBER	U/M DESCRIPTION
085280-03-000	EA COVER-BIFOLD, RANGE - ALMOND - MAGIC CHEF KL22A-1 FROM: 00-00-00 THRU: 09-02-90
102021-02-01A	EA COVER-RANGE, BIFOLD - 22" - ALMOND - MAGIC CHEF KR22A-1 FROM: 09-03-90 THRU: 99-99-99
088507-02-000	EA RANGE-4BURNER, W/GLASS DOOR - BLACK - MAGIC CHEF FROM: 01-00-00 THRU: 09-02-90
055282-03-708	EA BUMPER-MAIN TOP, PLASTIC PLUG - MAGIC CHEF 744-178
049045-01-742	EA BURNER ASM-OVEN, MAGIC CHEF 50-20216
084782-02-715	EA CLIP-GRATE, MAGIC CHEF 413-00015
055282-03-702	EA KNOB-THERMOSTAT, MAGIC CHEF 50-20281
081374-02-701	EA REGULATOR-PRESSURE, MAGIC CHEF 976-27
055282-03-700	EA THERMOSTAT, MAGIC CHEF 983-476
049045-01-703	EA VALVE-TOP BURNER, MAGIC CHEF 987-584
064782-02-706	EA HANDLE-OVEN DOOR, BLACK - MAGIC CHEF 50-25104
049045-01-729	EA BROILER PAN W/O INSERT, MAGIC CHEF 50-22114-2
088507-02-700	EA FILTER-PILOT, MAGIC CHEF 735-128
088507-02-703	EA GLASS, OUTER - MAGIC CHEF 50-27086-1
088507-02-702	EA DEFLECTOR, VENT - MAGIC CHEF 50-27039-1
088507-02-704	EA PANEL, OVEN DOOR-EBONY - MAGIC CHEF 2401F081-70
088507-02-701	EA INSERT-BURNER (SLOTTED VENT), MAGIC CHEF 7214P015-80
088507-02-707	EA TOP-MAIN, EBONY - MAGIC CHEF 2001F057-70
088507-02-705	EA TRIM, LEFT - MAGIC CHEF 3808F018-70
088507-02-706	EA TRIM, RIGHT - MAGIC CHEF 3808F017-70
049045-01-741	EA INSERT-BROILER PAN, MAGIC CHEF 5022119-1 OR 2
084782-02-710	EA BRACKET-FRONT GLASS, MAGIC CHEF 58-62087
084782-02-712	EA GRATE-TOP BURNER, SQUARE HOLES - MAGIC CHEF 50-25439
084782-02-714	EA FITTING-PIPE NIPPLE, 1/8" - MAGIC CHEF 863-1
088507-01-700	EA PANEL, OVEN DOOR-ALMOND, MAGIC CHEF 2401F075-74
088507-01-701	EA TOP-MAIN, ALMOND - MAGIC CHEF 2001F057-74
084782-02-708	EA VALVE-MERCURY CONTROL, MAGIC CHEF 988-626
102020-01-01A	EA RANGE-4 BURNER ALMOND - 22" - MAGIC CHEF BT22RA-41-481 FROM: 08-03-90 THRU: 99-99-99
102020-01-701	EA HANDLE, DOOR
102020-01-702	EA PANEL, MANIFOLD
102020-01-703	EA PANEL, DOOR (ALMOND)
102020-01-700	EA SHELF-OVEN
102020-01-705	EA TRIM (LEFT)
102020-01-706	EA TRIM (RIGHT)
102020-01-708	EA BURNER ASSEMBLY (OVEN)
102020-01-709	EA BUMPER, GRATE
102020-01-710	EA FILTER, PILOT
102020-01-711	EA GRATE, TOP
102020-01-712	EA KNOB, BURNER VALVE
102020-01-713	EA KNOB, THERMOSTAT
102020-01-714	EA PILOT, OVEN
102020-01-715	EA PIPE, MANIFOLD
102020-01-716	EA REGULATOR, PRESSURE
102020-01-717	EA THERMOSTAT
102020-01-718	EA TOP, MAIN (ALMOND)
102020-01-719	EA TOP, MAIN (BLACK)
102020-01-720	EA VALVE, MERCURY CONTROL
102020-01-721	EA VALVE, SHUT-OFF
102020-01-722	EA VALVE, TOP BURNER
102020-01-723	EA PILOT, BURNER
102020-01-724	EA BUMPER, MAIN TOP

GALLEY GROUP (CONTINUED)

RANGE TOP

KEY PART NUMBER	U/M DESCRIPTION
081374-03-000	EA RANGE-4 BURNER, W/O OVEN - ALMOND - MAGIC CHEF BT85NA-4 FROM: 00-00-00 THRU: 07-29-90
064782-02-715	EA CLIP-GRATE, MAGIC CHEF 413-00015
081374-03-704	EA REGULATOR-PRESSURE, MAGIC CHEF 7510P032-80
049045-01-703	EA VALVE-TOP BURNER, MAGIC CHEF 987-584
054782-02-700	EA TOP-MAIN-ALMOND-4BURNER
064782-02-714	EA FITTING-PIPE NIPPLE, 1/8" - MAGIC CHEF 863-1
088507-01-701	EA TOP-MAIN, ALMOND - MAGIC CHEF 2001F057-74
081374-03-700	EA TRIM-CAB, REAR - ALMOND - MAGIC CHEF 3808F016-74
081374-01-703	EA TRIM TOP REAR
081374-03-704	EA REGULATOR-PRESSURE, MAGIC CHEF 7510P032-80
081374-03-705	EA TRIM-BACK, ALMOND - MAGIC CHEF 3808F008-74
081374-01-000	EA RANGE-4 BURNER, W/O OVEN - ALMOND - MAGIC CHEF BT85NA-4 FROM: 07-30-90 THRU: 08-12-90
081374-01-700	EA TRIM-CAB TOP RIGHT, BLACK - MAGIC CHEF 3808F015-70
081374-01-701	EA TRIM-CAB TOP LEFT, BLACK - MAGIC CHEF 3808F016-70
081374-01-702	EA PANEL-MANIFOLD WARM, BLACK - MAGIC CHEF 52-20712-5X
081374-01-703	EA TRIM-TOP REAR, MAGIC CHEF 52-10364-3
081374-01-704	EA GUARD-FABRIC, MAGIC CHEF 50-11-888-2
102019-01-01A	EA RANGE TOP-4 BURNER, ALMOND - MAGIC CHEF BT85RA-4 FROM: 08-13-90 THRU: 99-99-99
102020-01-701	EA HANDLE, DOOR
102020-01-702	EA PANEL, MANIFOLD
102022-01-700	EA PANEL, DOOR (BLACK) SPEC 38
102020-01-700	EA SHELF-OVEN
102020-01-705	EA TRIM (LEFT)
102022-01-701	EA TRIM (LEFT)
102020-01-708	EA BURNER ASSEMBLY (OVEN)
102020-01-709	EA BUMPER, GRATE
102020-01-711	EA GRATE, TOP
102020-01-712	EA KNOB, BURNER VALVE
102020-01-713	EA KNOB, THERMOSTAT
102020-01-714	EA PILOT, OVEN
102022-01-702	EA PIPE, MANIFOLD
102022-01-703	EA REGULATOR, PRESSURE
102020-01-717	EA THERMOSTAT
102020-01-719	EA TOP, MAIN (BLACK)
102020-01-720	EA VALVE, MERCURY CONTROL
102020-01-721	EA VALVE, SHUT-OFF
102020-01-722	EA VALVE, TOP BURNER
102020-01-723	EA PILOT, BURNER
102020-01-724	EA BUMPER, MAIN TOP

CANADIAN

KEY PART NUMBER	U/M DESCRIPTION
088883-10-01A	EA HOOK-RANGE, W/MONITOR PANEL - VENTLINE TCS 4003BAC
088883-10-701	EA BEZEL-SWITCH LEVER, CABLE TO VENT - VENTLINE 1887
082886-01-701	EA KNOB-LEVER, CABLE - PLASTIC - BLACK - VENTLINE CC225
082886-01-702	EA RESISTOR-WIRE, VENTLINE L7314
082886-01-708	EA BULB-812, VENTLINE VA415
082886-01-710	EA SOCKET-LIGHT, VENTLINE CB287-2
088883-01-708	EA LENS-LAMP, VENTLINE CC179
088883-01-709	EA SWITCH-LEVER, W/CABLE - VENTLINE CB547-4
088873-01-702	EA BLADE-FAN, LVS VA183-1
088883-01-707	EA FILTER-GREASE, 8" X 8" - LVS CC248
100258-04-700	EA CIRCUIT BOARD, VENTLINE S037
100258-08-701	EA SWITCH-FAN, 2 SPEED - VENTLINE 122
088883-01-709	EA SWITCH-ON/OFF - JENSEN 115
088883-01-702	EA SWITCH-TWO WAY MOMENTARY, VENTLINE 112
100258-10-01A	EA METER-HOUR, VENTLINE 150
088873-01-700	EA MOTOR - LVS CA508-1
088883-01700	EA SWITCH - ON - OFF
088883-01-701	EA SWITCH - MOMENTARY ONE WAY
088883-10-700	EA PANEL ASM. - 1888

1990 WINNEBAGO
TABLE OF CONTENTS

INTRODUCTION	A-01 - A-02
ABBREVIATIONS	A-03
ALPHABETICAL INDEX	A-04 - A-08
WCN31RQ	A-07 - F-12
WCN33FQ	F-13 - K-18

1990 WCN31RQ INDEX

FLOOR PLAN	A-07 - A-08
ACCESSORIES	A-09 - A-20
BATH	A-21 - A-24
BEDROOM	B-01 - B-04
CHASSIS	B-05 - B-14
C C & PAD	B-15 - B-22
DINETTE	B-23 - C-02
DRIVERS	C-03 - C-08
ELECTRICAL	C-07 - C-14
EXTERIOR BODY	C-15 - D-02
GALLEY	D-03 - D-08
HEATING & AC	D-09 - D-12
INTERIOR FINISH	D-13 - D-17
LABEL	D-18 - E-02
LP	E-03
LOUNGE	E-04 - E-05
SEALANTS & FASTENERS	E-06 - E-08
WATER & SEWAGE	E-09 - E-13
WINDOW, VENT AND EXTERIOR DOOR	E-14 - F-12

GALLEY GROUP (CONTINUED)

MICROWAVE OVEN OPTION

KEY PART NUMBER	U/M DESCRIPTION
091289-05-000	EA OVEN-MICROWAVE, MAGIC CHEF M15E-9PB
094745-01-01A	EA TRIM-MICROWAVE, LOWER - BLACK
094774-01-01A	EA TRIM-MICROWAVE, EITHER SIDE - BLACK
	FROM: 00-00-00 THRU: 05-27-90
094774-03-01A	EA TRIM-MICROWAVE, EITHER SIDE - BLACK
	FROM: 05-28-90 THRU: 99-99-99
094750-01-000	EA BRACKET-MICROWAVE, 90 DEGREE
091289-03-000	EA OVEN-MICROWAVE, W/ BROWNING OVEN - M'CHEF M16-10PB
091289-03-701	EA PLATE-CERAMIC, 9.5" - ROUND - MAGIC CHEF 246-0005
091289-03-702	EA CLIP-OVEN SHELF, WHITE - MAGIC CHEF 201-0044
091289-03-703	EA CLIP-OVEN SHELF, BLACK - MAGIC CHEF 201-0031
094745-01-01A	EA TRIM-MICROWAVE, LOWER - BLACK
094774-01-01A	EA TRIM-MICROWAVE, EITHER SIDE - BLACK
	FROM: 00-00-00 THRU: 05-27-90
094774-03-01A	EA TRIM-MICROWAVE, EITHER SIDE - BLACK
	FROM: 05-28-90 THRU: 99-99-99
093744-03-000	EA BRACKET-TIEDOWN, STOVE - FRONT
093744-04-000	EA BRACKET-TIEDOWN, STOVE - REAR
094750-01-000	EA BRACKET-MICROWAVE, 90 DEGREE

BROWNING MICROWAVE OPTION

SAME AS MICROWAVE OPTION EXCEPT FOR THE FOLLOWING ITEMS

KEY PART NUMBER	U/M DESCRIPTION
091289-03-000	EA OVEN-MICROWAVE, W/ BROWNING OVEN - M'CHEF M16-10PB
091289-03-701	EA PLATE-CERAMIC, 9.5" - ROUND - MAGIC CHEF 246-0005
091289-03-702	EA CLIP-OVEN SHELF, WHITE - MAGIC CHEF 201-0044
091289-03-703	EA CLIP-OVEN SHELF, BLACK - MAGIC CHEF 201-0031

MICROWAVE W/RANGE TOP OPTION

KEY PART NUMBER	U/M DESCRIPTION
M03994-02-AB6	EA CABINET-GALLEY, W/O DOORS OR HARDWARE
098876-13-AB6	EA COUNTERTOP-GALLEY
094952-01-000	EA FAUCET-GALLEY
091208-01-000	EA WASHER-RUBBER, .06" X .75" X .5"
091255-02-000	FT SEAL-ADHESIVE BACKED FOAM, 1.5" X .18"
092303-01-000	EA STRAINER-SINK
093528-01-000	EA SINK-DOUBLE, STAINLESS STEEL - 19" X 25"

RANGE HOOD

KEY PART NUMBER	U/M DESCRIPTION
098983-09-01A	EA HOOD-RANGE, W/MONITOR PANEL - VENTLINE TCS 4003SAD
100258-04-700	EA CIRCUIT BOARD - VENTLINE 5C37
098983-09-700	EA BEZEL-SWITCH LEVER, CABLE TO VENT - VENTLINE CC116
098983-01-709	EA SWITCH-LEVER, W/CABLE - VENTLINE CTS47-4
092886-01-701	EA KNOB-LEVER, CABLE - PLASTIC - BLACK - VENTLINE CC225
092886-01-702	EA RESISTER-WIRE, VENTLINE L7314
092886-01-709	EA BULB-912, LVS VA415
092886-01-710	EA SOCKET-LIGHT, LVS CB287-2
098983-01-708	EA LENS-LAMP, VENTLINE CC179
090073-01-702	EA BLADE-FAN, LVS VA183-1
098983-01-707	EA FILTER-GREASE, 8" X 8" - LVS CC246
098983-01-703	EA SWITCH-ON/OFF - JENSEN 115
098983-01-702	EA SWITCH-TWO WAY MOMENTARY, VENTLINE 112
100258-10-01A	EA METER-HOUR, VENTLINE 150
090873-01-700	EA MOTOR - LVS CA308-1
098983-09-701	EA CONTROL PANEL ASM.
098983-01-700	EA SWITCH - ON - OFF
098983-01-701	EA SWITCH - MOMENTARY, ONE WAY

GALLEY GROUP (CONTINUED)

REFRIGERATOR & COOLERS/UNITETS

KEY PART NUMBER	U/M DESCRIPTION
094039-05-000	EA REFRIGERATOR-2-WAY, LARGE DOUBLE DOOR - NORCOLD #682
094880-03-701	EA COOLING UNIT (HORIZ BURNER) - NORCOLD 61687337
094880-03-700	EA FLUE(HORIZONTAL) BURNER - NORCOLD 616161
098248-01-709	EA HEATER-AC, (HORIZONTAL) - NORCOLD# 615627
075217-01-737	EA CONTROL MODULE, NORCOLD# 61525022
094039-04-702	EA POWER SUPPLY (2 WAY) - NORCOLD 61647422
094039-04-701	EA EYEBROW (SHELL) 2 WAY - NORCOLD 61669822
064473-03-715	EA KNOB-THERMOSTAT, NORCOLD 616117
064473-03-714	EA KNOB-MODE SELECTOR, NORCOLD 616118
094039-04-700	EA PC BOARD (2 WAY)
094039-01-738	EA MANUAL SHUT-OFF HARPER WYMAN
094880-01-713	EA CONNECTOR-MALE, INLET FITTING - NORCOLD# 615256
064473-03-703	EA TUBE-BURNER, NORCOLD 616055
064473-01-702	EA ORIFICE-NORCOLD 614521
098249-01-706	EA BURNER-HORIZONTAL, NORCOLD 615881
098248-01-708	EA ELECTRODE-IGNITION, (HORIZONTAL) - NORCOLD# 615732
098248-01-712	EA FRAME-DOOR, LOWER - BROWN - NORCOLD 615576
094880-01-733	EA DAIRY KEEPER - NORCOLD 615804
064472-02-716	EA TRIM-CABINET, TOP - BROWN - NORCOLD# 613614
094039-01-723	EA HINGE BRACKET, TOP RH-BTM LH BLK - NORCOLD 61580838
048955-01-713	EA PIN-HINGE, NORCOLD# 611146
094039-01-708	EA UPPER DOOR HANDLE ASM. (BLK)
094039-01-706	EA UPPER DOOR LINER (WHITE) BLK - NORCOLD 61581838-B
064472-03-700	EA PIN-HINGE, BOTTOM - NORCOLD 615507
054450-01-000	EA LEVEL-REFRIGERATOR
094073-01-000	EA COVER-ROOF VENT, NORCOLD REFRIGERATOR - BEIGE
094073-04-000	EA BASE-ROOF VENT, NORCOLD REFRIGERATOR - BLACK
094073-04-000	EA BASE-ROOF VENT, NORCOLD REFRIGERATOR - BLACK

REFRIGERATOR WITH ICE MAKER

KEY PART NUMBER	U/M DESCRIPTION
094039-08-000	EA REFRIGERATOR-NORCOLD, 2 WAY - W/ICE MAKER & DOUBLE DOOR
094880-03-701	EA COOLING UNIT (HORIZ BURNER) - NORCOLD 61687337
094880-03-700	EA FLUE(HORIZONTAL) BURNER - NORCOLD 616161
098248-01-709	EA HEATER-AC, (HORIZONTAL) - NORCOLD# 615627
075217-01-737	EA CONTROL MODULE, NORCOLD# 61525022
094039-04-702	EA POWER SUPPLY (2 WAY) - NORCOLD 61647422
094039-04-701	EA EYEBROW (SHELL) 2 WAY - NORCOLD 61669822
064473-03-715	EA KNOB-THERMOSTAT, NORCOLD 616117
064473-03-714	EA KNOB-MODE SELECTOR, NORCOLD 616118
094039-04-700	EA PC BOARD (2 WAY)
094039-01-738	EA MANUAL SHUT-OFF HARPER WYMAN
094880-01-713	EA CONNECTOR-MALE, INLET FITTING - NORCOLD# 615256
064473-03-703	EA TUBE-BURNER, NORCOLD 616055
064473-01-702	EA ORIFICE-NORCOLD 614521
098248-01-708	EA BURNER-HORIZONTAL, NORCOLD 615881
098248-01-708	EA ELECTRODE-IGNITION, (HORIZONTAL) - NORCOLD# 615732
098248-01-712	EA FRAME-DOOR, LOWER - BROWN - NORCOLD 615576
094880-01-733	EA DAIRY KEEPER - NORCOLD 615804
064472-02-716	EA TRIM-CABINET, TOP - BROWN - NORCOLD# 613614
094039-01-723	EA HINGE BRACKET, TOP RH-BTM LH BLK - NORCOLD 61580838
048955-01-713	EA PIN-HINGE, NORCOLD# 611146
094039-01-708	EA UPPER DOOR HANDLE ASM. (BLK)
094039-01-706	EA UPPER DOOR LINER (WHITE) BLK - NORCOLD 61581838-B
064472-03-700	EA PIN-HINGE, BOTTOM - NORCOLD 615507

REFRIGERATOR CABINET

KEY PART NUMBER	U/M DESCRIPTION
090329-01-000	FT SEAL-REFRIGERATOR CABINET
P00520-03-B07	EA DOOR-CABINET, W/O HARDWARE - 6.4" X 16"
M02516-56-Y12	EA DOOR-FURNACE, W/MESH INSERT

1990 WINNEBAGO TABLE OF CONTENTS

INTRODUCTION	A-01 -	A-02
ABBREVIATIONS		A-03
ALPHABETICAL INDEX	A-04 -	A-06
WCN31RQ	A-07 -	F-12
WCN33RQ	F-13 -	K-18

1990 WCN31RQ INDEX

FLOOR PLAN	A-07 -	A-08
ACCESSORIES	A-09 -	A-20
BATH	A-21 -	A-24
BEDROOM	B-01 -	B-04
CHASSIS	B-05 -	B-14
C C & PAD	B-15 -	B-22
DINETTE	B-23 -	C-02
DRIVERS	C-03 -	C-08
ELECTRICAL	C-07 -	C-14
EXTERIOR BODY	C-15 -	D-02
GALLEY	D-03 -	D-08
HEATING & A/C	D-09 -	D-12
INTERIOR FINISH	D-13 -	D-17
LABEL	D-18 -	E-02
LP		E-03
LOUNGE	E-04 -	E-05
SEALANTS & FASTENERS	E-06 -	E-08
WATER & SEWAGE	E-09 -	E-13
WINDOW, VENT AND		
EXTERIOR DOOR	E-14 -	F-12

HEATING & AIR CONDITIONING GROUP
REAR HEATER

KEY	PART NUMBER	U/M DESCRIPTION
	009198-01-000	FT DUCT-HEAT, FLEXIBLE - 4" ID
	009200-01-000	EA TAPE-FURNACE, 1 1/2"
	023146-01-000	EA CLAMP-SCREW TYPE - 4"
	069636-02-000	EA CONNECTOR-DUCT, 4" ID
	000667-10-128	EA SCREW, 10-12 X 3/4 PPH.- ZN
	007108-02-000	FT HOSE-HEATER, 3/4" ID
	007108-01-000	FT HOSE-HEATER, 5/8" ID
	008042-01-000	FT TUBING-VINYL, .65" ID
	056464-05-000	EA REGISTER-PLASTIC W/O DAMPER - 4" DIAMETER - GOLDEN
	062401-01-000	EA CLAMP-HOSE, WORMGEAR .25" - 1"
	079059-01-000	EA HOSE-90 DEGREE, .61" ID X 4" X 36"
	079059-02-000	EA HOSE-90 DEGREE, .61" ID X 4" X 6"
	083081-01-000	EA HOSE-FORMED, 90 DEGREES
	084405-01-000	EA HEATER ASM-REAR, DUCTED - W/MOTOR AID - EVANS
	084405-01-700	EA HEATER CORE-EVANS# FT200229
	084405-01-701	EA FAN BLADES-EVANS# HY029931
	084405-01-702	EA MOTOR ASM-12 V, EVANS# 200146
	088753-01-000	FT TUBE-ALUMINIZED STEEL, 5/8" - 18 GAUGE
	040731-01-000	EA NIPPLE-INLET MANIFOLD, GM-3838094
	061673-01-000	EA BRACKET-MOTOR AID TUBES, 4" X 1.5" - STEEL
	082401-01-000	EA CLAMP-HOSE, WORMGEAR .25" - 1"
	062401-04-000	EA CLAMP-HOSE, WORMGEAR .69" - 1.25"
	071015-13-000	EA GROMMET-5/8" ID, FITS .09" MATERIAL, RUBBER
	073194-02-000	EA CLAMP-HOSE, WORMGEAR 1.26" - 1.97"
	080179-01-000	EA BRACKET-SUPPORT, HEATER HOSE - IN ENGINE COMPARTMENT
	088753-01-000	FT TUBE-ALUMINIZED STEEL, 5/8" - 18 GAUGE

FORD - US & CANADIAN L16K
A/C CONDENSER

KEY	PART NUMBER	U/M DESCRIPTION
	096815-01-000	EA CONDENSER ASM-A/C, FORD - ARA# 0519539
	086815-01-700	EA COIL-CONDENSER, ARA 0519545
	072342-03-701	EA RECEIVER-DRYER, ARA 1273235
	072342-03-707	EA O'RING, #8 - ARA 0059805
	075789-01-718	EA O'RING-AEROCQUIP FITTING, ARA 0543513
	074013-02-716	EA VALVE-SERVICE, ARA 0068337
	096815-01-701	EA HOSE ASM #8, ARA 0887061
	096815-01-702	EA O'RING, #8 - ARA 0059806
	072342-03-709	EA O'RING, #10 - ARA 0059807
	072341-01-716	EA VALVE-DISCHARGE, 1/2" O'RING - ARA 0548325

HEATING & AIR CONDITIONING GROUP (CONTINUED)
AUTO A/C COMPONENTS ADDED TO BOTH FORD & CHEVY CHASSIS

KEY	PART NUMBER	U/M DESCRIPTION
	000G11-08-088	EA SCREW, 8-18 X 1/2 PPH - ZN
	007076-01-700	FT HOSE-FLEXIBLE PVC - 2" ID
	007108-01-000	FT HOSE-HEATER, 5/8" ID
	007281-01-000	EA HOSE-FLEXIBLE PVC, 2.5" ID X 50'
	007281-01-700	FT HOSE-FLEXIBLE PVC, 2.5" ID
	024990-01-000	EA OUTLET-DEFROSTER, WITH SWIVEL - 2" - TAN
	062401-04-000	EA CLAMP-HOSE, WORMGEAR .69" - 1.25"

A/C EVAPORATOR

KEY	PART NUMBER	U/M DESCRIPTION
	088227-02-000	EA EVAPORATOR-A/C, ARA 0508213
	088227-02-701	EA BRACKET-BOWDEN CABLE MOUNTING, ARA 0409417
	088227-02-702	EA DOOR ASM., F.A./RECYCLING - ARA 0321330
	088227-02-703	EA SUCTION HOSE #10, ARA 0886712
	088227-02-705	EA HOSE, LIQUID, ARA 0886713
	088227-01-700	EA DOOR ASSEMBLY, ARA 0320516
	088227-01-701	EA CRANK-MIX, ROUND DOOR - ARA 0318225
	088227-01-703	EA EVAPORATOR, CORE, ARA 0580571
	088227-01-704	EA VALVE-EXPANSION BLOCK, ARA 1297022
	088227-01-707	EA RESISTOR, FUSED A/C, ARA 0885515
	088227-01-708	EA MOTOR BLOWER, ARA 1120060
	088227-01-709	EA WHEEL REQUIRED BALANCING, ARA 0252084
	088227-01-711	EA CRANK, MIXING DOOR, ARA 0320480
	077052-01-700	EA COIL, EVAPORATOR, ARA 0560458
	072342-03-709	EA O'RING, #10 - ARA 0059807
	072342-03-707	EA O'RING, #8 - ARA 0059805
	072341-01-708	EA SERVO-VACUUM CONTROL, ARA 1120040
	075789-01-718	EA O'RING-AEROCQUIP FITTING, ARA 0543513
	086782-02-705	EA PIN, RETAINER, ARA 1701767
	072341-01-707	EA THERMOSTAT, ARA 1247312
	088227-02-705	EA HOSE, LIQUID, ARA 0886713

CONTROL & PLENUM

KEY	PART NUMBER	U/M DESCRIPTION
	091902-03-000	EA CONTROL/PLENUM ASM-ARA# 0508350

1990 WINNEBAGO
TABLE OF CONTENTS

INTRODUCTION	A-01 -	A-02
ABBREVIATIONS		A-03
ALPHABETICAL INDEX	A-04 -	A-06
WCN31RQ	A-07 -	F-12
WCN33RQ	F-13 -	K-18

1990 WCN31RQ INDEX

FLOOR PLAN	A-07 -	A-08
ACCESSORIES	A-09 -	A-20
BATH	A-21 -	A-24
BEDROOM	B-01 -	B-04
CHASSIS	B-05 -	B-14
C C & PAD	B-15 -	B-22
DINETTE	B-23 -	C-02
DRIVERS	C-03 -	C-08
ELECTRICAL	C-07 -	C-14
EXTERIOR BODY	C-15 -	D-02
GALLEY	D-03 -	D-08
HEATING & A/C	D-09 -	D-12
INTERIOR FINISH	D-13 -	D-17
LABEL	D-18 -	E-02
LP		E-03
LOUNGE	E-04 -	E-05
SEALANTS & FASTENERS	E-06 -	E-08
WATER & SEWAGE	E-09 -	E-13
WINDOW, VENT AND		
EXTERIOR DOOR	E-14 -	F-12

HEATING & AIR CONDITIONING GROUP (CONTINUED)
SUBURBAN FURNACE & WALL THERMOSTAT

KEY	PART NUMBER	U/M DESCRIPTION
	093365-01-000	EA THERMOSTAT-WALL, FURNACE - SUBURBAN 0160902
	092300-03-000	EA FURNACE-SUBURBAN, 34,000 BTU - NT-348
	092300-01-705	EA ELECTRODE, SUBURBAN 230956
	099634-01-733	EA RELAY, TIME DELAY 20&30 BTU, SUBURBAN 231202
	075696-01-700	EA MOTOR ASM-SUBURBAN# 231208
	092300-01-720	EA WHEEL-ROOM AIR, SUBURBAN 350113
	092300-02-702	EA MICROSWITCH ASM, SUBURBAN# X230509
	092300-01-726	EA WHEEL-COM3 AIR, SUBURBAN 350110
	075696-02-728	EA GASKET-CROSSOVER TUBE, SUBURBAN 070385
	092300-01-724	EA GASKET-MOTOR MOUNT, SUBURBAN 070384
	092300-01-727	EA GASKET-COMBUSTION AIR HOUSING, SUBURBAN 070386
	092300-01-711	EA VENT CAP ASSEMBLY, SUBURBAN X280179
	099634-01-729	EA VALVE-GAS, JOHNSON - SUBURBAN 180832
	092300-01-701	EA CABINET FRONT, SUBURBAN 101172
	092300-01-708	EA SWITCH LIMIT, SUBURBAN 231440
	099634-01-720	EA ORIFICE-MAIN BURNER, SUBURBAN# 0180222
	092300-01-704	EA GASKET-ELECTRODE, SUBURBAN 070163
	099634-01-706	EA MODULE BOARD, SUBURBAN# 231427
	092300-01-718	EA ELBOW 90°, SUBURBAN 170374
	099634-01-716	EA VALVE-MANUAL SHUTOFF, SUBURBAN 180740
	092300-01-717	EA WIRE ASSEMBLY (POWER SUPPLY) - SUBURBAN X231428
	092300-01-706	EA DOOR-BURNER ACCESS, SUBURBAN 030523
	099634-01-732	EA GASKET-BURNER ACCESS DOOR, SUBURBAN 070398
	075696-02-709	EA DISC-GLASS, SUBURBAN 310028
	092300-01-715	EA MANIFOLD ASSEMBLY, SUBURBAN 171034
	099634-01-712	EA GASKET-MANIFOLD, SUBURBAN 070408
	092300-01-712	EA BURNER ASM, SUBURBAN X010701
	092300-01-721	EA BLOWER HOUSING ASSEMBLY, SUBURBAN 390283
	075696-02-727	EA BRACKET-MOTOR MOUNT, SUBURBAN# 082138
	092300-03-702	EA HOUSING, COMB AIR ASM NT-348W - SUBURBAN X390417
	092300-01-728	EA HOUSING, COMB AIR (OUTSIDE) - SUBURBAN 390424
	092300-02-700	EA COMBUSTION CHAMBER ASM, 30&34 BW - SUBURBAN X021015
	099634-01-720	EA ORIFICE-MAIN BURNER, SUBURBAN 180222
	092300-03-701	EA MOTOR ASSEMBLY (NT-348W)
	092300-01-700	EA CABINET, SUBURBAN X101176

HEATING SYSTEM COMPONENTS

KEY	PART NUMBER	U/M DESCRIPTION
	007076-01-700	FT HOSE-FLEXIBLE PVC - 2" ID
	098342-01-000	EA WYE-CONNECTOR, 2.5" FLEXHOSE
	092776-01-000	EA ADAPTER-DUCT, 2"
	099326-01-000	EA GRILLE-FLOOR, HEATING - 9.3" X 5.4" - BROWN
	092321-01-000	FT INSULATION-FIBERGLASS, W/ALUMINUM FOIL
	099814-01-01A	EA GRILLE-RETURN AIR, FURNACE - 15.8" X 7.6" - BROWN
	094600-01-02A	EA REGISTER-HEAT, FLOOR-W/O DAMPER-3.6" X 10.5" X 1.4" - BROW
	094600-02-02A	EA REGISTER-HEAT, FLOOR - W/DAMPER - 3.6" X 10.5" X 1.4" BROW
	024990-01-000	EA OUTLET-DEFROSTER, WITH SWIVEL - 2" - TAN
	024990-03-000	EA OUTLET-LOUVERED, W/SWIVEL - 2" - GRAY
	084077-03-000	EA COVER-BLANK, ROOF A/C - IVORY

HEATING & AIR CONDITIONING GROUP (CONTINUED)
ROOF A/C-13500 BTU

KEY	PART NUMBER	U/M DESCRIPTION
	008356-01-000	EA CONNECTOR-PLASTIC, 3/8" AVG
	074983-01-000	EA LABEL-A/C SELECTOR
	093763-01-03A	EA A/C-ROOF, 13500 BTU - BEIGE - COLEMAN 6759D708/6759-808
	093763-03-700	EA SHROUD(BEIGE/CHARCOAL), COLEMAN# 6759-4581
	093306-01-701	EA DECAL PKG. LEFT&RIGHT, COLEMAN 679883591
	093763-01-702	EA OVERLOAD, COLEMAN# 6759-3931
	093763-01-712	EA FAN BLADE-CONDENSER, COLEMAN# 6733-3221
	076303-01-712	EA MOTOR, COLEMAN# 6707A3119
	093763-01-703	EA IMPELLOR-7" DIA X 2.8" WIDE, COLEMAN# 6759-3271
	091225-01-709	EA START RELAY, COLEMAN# 1497-4131
	091225-01-710	EA START CAPACITOR, COLEMAN# 1497-0881
	073742-02-704	EA RUN CAPACITOR (COMPRESSOR), COLEMAN 14994861
	093763-01-704	EA CAPACITOR-FAN, COLEMAN# 1499-3461
	0422C4-01-709	EA THERMOSTAT IN-64, OUT-58, COLEMAN# 6701-3401
	0422D5-01-702	EA THERMOSTAT IN-89, OUT-58, COLEMAN# 6703-3401
	093763-01-706	EA HEAT ELEMENT-COLEMAN# 6768-3321
	093763-01-708	EA CONDENSER COIL-COLEMAN# 1452-1251
	093763-01-714	EA COMPRESSOR-TECUMSEH, COLEMAN 6746-3589
	093763-01-707	EA EVAPORATOR COIL-COLEMAN# 1452-1351
	073742-01-701	EA SELECTOR SWITCH (5 TERMINAL), COLEMAN# 6759-3251
	073742-01-702	EA DECAL COOL ONLY, COLEMAN# 6759C3431
	073742-01-703	EA DECAL HEAT&COOL, COLEMAN# 6759-3491
	091806-01-708	EA LIMIT SWITCH (OPEN 180, CLOSE 110), COLEMAN# 6703-3041
	091225-01-713	EA KNOB (2 PER PACKAGE), COLEMAN# 6701-3301
	076303-01-707	EA FILTER-6" X 14 3/4" X 1/2", 12 PER PKG - COLEMAN 6703A3151
	093763-01-710	EA SINGLE PARTS PACKAGE, COLEMAN# 6759-5841
	091225-01-717	EA DECAL (THERMOSTAT) COOL ONLY, COLEMAN# 6799A3441
	093763-01-705	EA DECAL-HEAT/COOL THERMOSTAT, COLEMAN# 6799A3471
	091806-01-712	EA CEILING SHROUD (IVORY), COLEMAN# 6769-5081
	093763-01-711	EA GASKET PACKAGE, COLEMAN 67593281

CEILING ASSEMBLY

KEY	PART NUMBER	U/M DESCRIPTION
	093764-01-000	EA CEILING ASM-A/C COOL ONLY, TSR - COLEMAN 6759D714
	073637-03-000	EA SWITCH-ROTARY SELECTOR, 3 DECK - A/C - CA20-USA892
	073637-01-700	EA KNOB-ROTARY SWITCH, A/C SELECTOR - 145749
	102289-01-000	EA SPRING-SCREW, ROOF A/C GASKET - COLEMAN 6757-150

ROOF A/C-13500 BTU - TWO UNITS - EUROPEAN L29F

KEY	PART NUMBER	U/M DESCRIPTION
	008356-01-000	EA CONNECTOR-PLASTIC, 3/8" AVG
	074983-01-000	EA LABEL-A/C SELECTOR
	092440-01-000	EA A/C-ROOF, 13500 BTU - 220V - 50HZ - COLEMAN# 6713C750
	092441-01-000	EA CEILING ASM-A/C, 220V - 50HZ - COLEMAN# 6712ET16
	092441-01-000	EA CEILING ASM-A/C, 220V - 50HZ - COLEMAN# 6712ET13
	073637-03-000	EA SWITCH-ROTARY SELECTOR, 3 DECK - A/C - CA20-USA892
	073637-01-700	EA KNOB-ROTARY SWITCH-A/C SEL
	008311-01-000	EA CONNECTOR-WIRE NUT, INSULATED - RED
	008326-01-000	EA TERMINAL-RING, 12/10 WIRE - #10 STUD FIT
	000G67-10-12P	EA SCREW, 10-12 X .75 PPH - DARK BROWN
	009439-07-000	EA SCREW, 8-32 X 1 1/4 POH - BLACK
	000G67-10-12B	EA SCREW, 10-12 X 3/4 PPH - ZN
	102289-01-000	EA SPRING-SCREW, ROOF A/C GASKET - COLEMAN 6757-150

1990 WINNEBAGO
TABLE OF CONTENTS

INTRODUCTION	A-01 -	A-02
ABBREVIATIONS		A-03
ALPHABETICAL INDEX	A-04 -	A-06
WCN31RQ	A-07 -	F-12
WCN33RQ	F-13 -	K-18

1990 WCN31RQ INDEX

FLOOR PLAN	A-07 -	A-08
ACCESSORIES	A-09 -	A-20
BATH	A-21 -	A-24
BEDROOM	B-01 -	B-04
CHASSIS	B-05 -	B-14
C C & PAD	B-15 -	B-22
DINETTE	B-23 -	C-02
DRIVERS	C-03 -	C-06
ELECTRICAL	C-07 -	C-14
EXTERIOR BODY	C-15 -	D-02
GALLEY	D-03 -	D-08
HEATING & A/C	D-09 -	D-12
INTERIOR FINISH	D-13 -	D-17
LABEL	D-18 -	E-02
LP		E-03
LOUNGE	E-04 -	E-06
SEALANTS & FASTENERS	E-08 -	E-08
WATER & SEWAGE	E-09 -	E-13
WINDOW, VENT AND EXTERIOR DOOR	E-14 -	F-12

INTERIOR FINISH GROUP

ASSIST HANDLE & ENTRY DOOR STRIKE COVER

KEY	PART NUMBER	U/M DESCRIPTION
	077461-01-000	EA COVER-STRIKE, ENTRY DOOR - 6.5" X 2.56" - PLASTIC - BEIGE FROM: 00-00-00 THRU: 07-09-90
	077461-03-000	EA COVER-STRIKE, ENTRY DOOR - 6.5" X 2.5" - PLASTIC - OFF WHITE FROM: 07-10-90 THRU: 99-99-99
	089178-02-000	EA BRACKET-MOUNTING, ASSIST HANDLE
	000C16-07-168	EA BOLT-CARRIAGE, ASSIST HANDLE - 7/16" - 14 X 1" ZN
	000D20-07-008	EA NUT-ACORN, ASSIST HANDLE - 7/16" X 14 ZN
	053552-02-W04	EA HANDLE-ASSIST, INTERIOR - ENTRY DOOR - VINYL

BATH DOOR LATCH AND HARDWARE

KEY	PART NUMBER	U/M DESCRIPTION
	093168-01-01A	EA TRIM-DOOR, BATH - 75.4" - TAN
	093169-01-01A	EA TRIM-DOOR, BATH - 75" - TAN
	093832-01-01A	EA KNOB-DOOR, BRIGHT BRASS
	093184-01-01A	EA PLATE-STRIKE, BATH DOOR - TAN
	093213-01-000	EA CATCH-ROLLER, NYLON
	081604-01-000	EA SLIDE-BOLT, ANTIQUE BRASS
	082852-01-000	EA GUIDE WHEEL-DOOR, TOP MOUNT
	093212-01-01A	EA BOLT-DOOR, BRASS
	101430-01-01A	EA HINGE-2 IN-BRASS, .060 IN
	102920-01-01A	EA HINGE-SPRING LOADED

BATT STRIPS

KEY	PART NUMBER	U/M DESCRIPTION
	068263-31-000	EA BATT STRIP - MAIN WALL (AB6)
	088263-45-000	EA BATT STRIP - MAIN WALL (AB7)
	088263-26-000	EA BATT STRIP - MAIN WALL (AB8)
	088263-31-000	EA BATT STRIP - GALLEY & DRY BATH (AB6)
	088263-45-000	EA BATT STRIP - GALLEY & DRY BATH (AB7)
	088263-44-000	EA BATT STRIP - GALLEY & DRY BATH (AB8)
	085284-29-000	EA BATT STRIP - MAIN WALL, ADHESIVE TAPE (AB6)
	085284-33-000	EA BATT STRIP - MAIN WALL, ADHESIVE TAPE (AB7)
	085284-15-000	EA BATT STRIP - MAIN WALL, ADHESIVE TAPE (AB8)
	088229-04-000	EA BATT STRIP - CEILING
	088263-19-000	EA BATT STRIP - WET BATH
	079853-04-000	EA BATT STRIP - KERFED-REGAL OAK
	088229-01-000	EA RETAINER-BATTEN, CEILING - .75" WIDE - 7.6" EA
	022982-11-000	FT MOLDING-REVERSE COVE, T-SHAPED - VINYL - IVORY FROM: 00-00-00 THRU: 04-15-90

INTERIOR FINISH GROUP (CONTINUED)

CABINET AND WALL MOLDINGS AND TRIMS

KEY	PART NUMBER	U/M DESCRIPTION
	099571-01-01A	EA TRIM-ROOF COVE, INTERIOR - OFF WHITE - 12"
	102239-01-01A	EA COVER-SPLICE, COVE TRIM - 1.5" X 3" - PLASTIC - OFF WHITE
	009767-12-000	FT MOLDING-SIDEWALL TO CEILING/CABINET - WELTING - OFF WHITE
	077840-14-W24	EA MOLDING-CAP, WALL - WOOD - W/LIP - 1.4" X 80"
	009808-24-000	EA MOLDING-PLASTIC CORNER, OUTSIDE - 1" - PECAN
	077840-01-W30	EA MOLDING-WALL CAP, 8" LONG - L-SHAPED WOOD
	042357-17-000	EA MOLDING-CORNER, RADIUS - 1.5" X 7" EA - PLASTIC - PECAN
	076325-28-000	FT MOLDING-EDGE BAND, 1 5/16" - AB6 - BLUE
	092331-H1-830	EA MOLDING-7" X 3.5" X 72", VINYL WRAPPED
	076325-30-000	FT MOLDING-EDGE BAND, 1 5/16" FROM: 00-00-00 THRU: 05-27-90
	076325-28-000	FT MOLDING-EDGE BAND, 1 5/16" FROM: 05-28-90 THRU: 99-99-99
	083620-01-000	FT T-MOLDING, END CAP EDGE - 3/4" - BROWN FROM: 00-00-00 THRU: 05-18-90
	083620-07-000	FT T-MOLDING, END CAP EDGE - 3/4" - PECAN FROM: 05-19-90 THRU: 99-99-99
	081521-02-007	EA MOUNT-METAL MOLDING, FOR RADIUS CORNER MOLDING - 12.5"
	M03450-03-000	EA TRIM-OAK, MIRROR
	070504-01-000	FT TRIM-PLASTIC U-CHANNEL, 1/16" - LIGHT BROWN
	100659-01-803	EA TRIM-FLOOR, 72" X 1" X 1/2" - WOOD
	052859-01-W30	FT TRIM-EDGE, FABRIC - VINYL - BEIGE
	100182-10-807	EA TRIM-CHAIR RAIL, WALL - 2.5" X 8" - WOOD
	070504-20-000	FT U-CHANNEL, .815" - PLASTIC - PECAN
	080178-03-000	EA CAP-CORNER, RADIUS - TOP - PECAN
	074045-01-000	EA PLUG-OAK, 1/2" DIAMETER
	093273-01-Y12	EA LUMBER-DRILLED, 78.7" - AT BIFOLD DOOR HINGE END
	078699-01-016	EA LUMBER-7" X 1.4" X 70.8", W/7 DEGREE BEVEL ON 1 FACE
	093281-01-Y12	EA TRIM-OAK, DOOR - 2" X 74.3"

WALL CLOCK

KEY	PART NUMBER	U/M DESCRIPTION
	097716-01-01A	EA CLOCK-BRASS/SILVERTONE COMBINATION

DINETTE TABLE HARDWARE

KEY	PART NUMBER	U/M DESCRIPTION
	004354-01-000	EA BUMPER-CABINET DOOR, RUBBER - BROWN
	064781-05-000	EA HOLDER-CUP, TWO STEP - BEIGE
	053200-09-000	EA SUPPORT-TABLE, 18.5", BEIGE
	088410-01-000	EA BRACKET-LIFT, TABLE MOUNTED - BEIGE
	024281-11-000	EA BRACKET-LIFT ROD, LOWER WALL MOUNTED - 17.12" - BEIGE
	024275-11-000	EA ROD-TABLE LIFT, 8" X 18.5" - BEIGE
	083550-01-000	EA BRACKET-FOLDING LEG
	092708-01-Y15	EA LEG-TABLE
	092593-01-04A	EA CATCH-TABLE LEG, BEIGE
	049483-08-000	EA FLOOR CATCH - TABLE LEG - TAN

1990 WINNEBAGO TABLE OF CONTENTS

INTRODUCTION	A-01 -	A-02
ABBREVIATIONS		A-03
ALPHABETICAL INDEX	A-04 -	A-06
WCN31RQ	A-07 -	F-12
WCN33RQ	F-13 -	K-18

1990 WCN31RQ INDEX

FLOOR PLAN	A-07 -	A-08
ACCESSORIES	A-09 -	A-20
BATH	A-21 -	A-24
BEDROOM	B-01 -	B-04
CHASSIS	B-05 -	B-14
C C & PAD	B-15 -	B-22
DINETTE	B-23 -	C-02
DRIVERS	C-03 -	C-08
ELECTRICAL	C-07 -	C-14
EXTERIOR BODY	C-15 -	D-02
GALLEY	D-03 -	D-08
HEATING & AC	D-09 -	D-12
INTERIOR FINISH	D-13 -	D-17
LABEL	D-18 -	E-02
LP		E-03
LOUNGE	E-04 -	E-06
SEALANTS & FASTENERS	E-08 -	E-08
WATER & SEWAGE	E-09 -	E-13
WINDOW, VENT AND		
EXTERIOR DOOR	E-14 -	F-12

INTERIOR FINISH GROUP (CONTINUED)

DRAWER AND SLIDES

KEY PART NUMBER	U/M DESCRIPTION
084466-06-000	EA SLIDE-COMLETE, 12"
084466-02-000	EA SLIDE-DRAWER, DRIVER
084466-03-000	EA SLIDE-DRAWER, PASSENGER
037688-03-000	EA GLIDE-CENTER, DRAWER
037688-01-000	FT RAIL-V GUIDE, DRAWER
037688-04-000	EA BRACKET-RAIL MOUNTING, FRONT
037688-05-000	EA BRACKET-RAIL MOUNTING, REAR

FABRICS AND TRIMS

KEY PART NUMBER	U/M DESCRIPTION
088792-01-000	YD VELCRO-5/8" HOOK, NON-ADHES
088792-02-000	YD VELCRO-3/4" LOOP, ADHESIVE
106544-01-000	EA PULL-SHADE,BRASS
087253-01-000	EA PULL-SHADE-GRABER, CLEAR PLASTIC
098008-01-000	SY FABRIC - UPHOLSTERY MAIN - AB6
098008-02-000	SY FABRIC - UPHOLSTERY MAIN - AB7
098008-17-000	SY FABRIC - UPHOLSTERY MAIN - AB8
088274-33-000	SY FABRIC - UPHOLSTERY ACCENT - AB6
088274-80-000	SY FABRIC - UPHOLSTERY ACCENT - AB7
098008-25-000	SY FABRIC - UPHOLSTERY ACCENT - AB8
088273-42-000	YD FABRIC-BEDSPREAD ACCENT (AB6)
088273-45-000	YD FABRIC-BEDSPREAD MAIN (AB6)
088273-42-000	YD FABRIC-BEDSPREAD ACCENT (AB7)
088273-46-000	YD FABRIC-BEDSPREAD MAIN (AB7)
088273-39-000	YD FABRIC-BEDSPREAD (AB8)
079880-09-000	SY FABRIC - VINYL - OFF WHITE
088273-42-000	SY FABRIC - BLACKOUT & WRAPAROUND - PARCHMENT
075244-02-000	YD VINYL - SHOWER CURTAIN LINER
103907-01-01A	YD VINYL-EXPANDED MADRID O/W
079880-01-000	YD VINYL-EXPANDED 26 OZ BUCKSKN
079880-09-000	YD VINYL-OFF WHITE
079349-01-X75	YD WELT ASM-ACCENT FABRIC
072333-74-000	SY FABRIC-DRAPREY

FLOOR COVERINGS & COMPONENTS

KEY PART NUMBER	U/M DESCRIPTION
098080-06-000	SY CARPET AB6
072880-89-000	SY CARPET AB7
072880-89-000	SY CARPET AB8
083488-01-000	SY CARPET-COMPARTMENT, 54" WIDE - DARK GRAY
042720-08-000	SY VINYL - GALLEY FLOOR
075233-01-000	SY PAD-CARPET, 3/8" X 6"
076314-02-000	FT TAPE-CARPET SE/M, HEAT-BOND
047034-02-000	SF PLASTIC-CARPET, 4" WIDE - CLEAR POLY
075233-01-000	SY PAD-CARPET, 3/8" X 6"
077309-02-000	EA TRIM-STEP BOX
088412-04-000	EA TRIM-STEP BOX,ENTRANCE,0880 MM,BEIGE
089326-01-000	EA GRILLE-FLOOR
092893-02-01A	EA LINER-STEP BOX,BLACK 126 MM
087875-01-01A	EA THRESHOLD-CAB DOOR - 26.5" - BLACK

FLOOR MATS

KEY PART NUMBER	U/M DESCRIPTION
081075-01-000	EA MAT-FLOOR, ENTRANCE
081201-01-000	EA MAT-FLOOR, FRONT - DRIVER
081202-01-000	EA MAT-FLOOR, FRONT - PASSENGER

INTERIOR FINISH GROUP (CONTINUED)

CABINET HARDWARE

KEY PART NUMBER	U/M DESCRIPTION
054856-01-000	EA RAIL-CORNER, BED - METAL - BEIGE
072369-19-000	EA MESH-EXPANDED, 15.5" X 6.5" - BRONZE
098979-01-000	EA CLIP-ADJUSTABLE SHELF
098980-02-000	EA PILASTER-ADJUSTABLE SHELF, 12" LONG
023320-01-000	EA PAD-VELT, 3/8" DIAMETER - BROWN
059777-02-000	EA HINGE-CABINET DOOR, BURNISHED BRASS
096845-01-000	EA PULL-CABINET, BRASS
016604-01-000	EA BRACE-CABINET, ANGLED METAL - 2.5"
083204-02-000	EA BUTTON-MIRROR RETAINING
016604-03-000	EA BRACE-CABINET ANGLE, 2.5" - BEIGE
042358-01-000	EA PLUG-BUTTON-MAHOGANY 3/8 DIA
074045-01-000	EA PLUG-OAK, 1/2" DIAMETER
093586-03-000	EA CATCH-SPRING, ROLLER
093586-04-000	EA STRIKE-SPRING STEEL
065740-01-000	EA BRACE-CABINET CORNER, PLASTIC
074493-02-000	EA SUPPORT-OVERHEAD DOOR, SPRUNG
081295-01-U01	EA SUPPORT-BASE, DINETTE - 1.5" X 28" - WOOD
085774-01-000	FT FASTENER-DUAL HOOK, 1" WIDE - ADHESIVE BACK - BLACK
085774-02-000	FT FASTENER-DUAL LOOP, 1" WIDE - ADHESIVE BACK - BLACK
075843-02-000	EA BRACE-ANGLE, W/HOLES - 1" X 1.5" X 14" - ALUMINUM - BEIGE
068716-01-001	EA BRACE-90 DEGREE ANGLE, 192" - EXTRUDED ALUMINUM
029094-04-000	YD VELCRO TAPE-LOOP, 1" WIDE - BLACK
029096-03-000	YD VELCRO TAPE-HOOK, 1" WIDE - BLACK
009018-01-000	EA CATCH-SCREEN DOOR ROLLER
079921-01-000	EA ROLLER-NYLON, W/STEEL SHAFT - BARBED
080736-01-000	EA PULL-RECESSED, 1.25" X 4" - OAK
096764-02-000	EA SLIPNOT-ANTISLIP, 1" WIDE (100' ROLL)
	FROM: 02-05-90 THRU: 02-23-90
091261-01-000	FT BACKING-NON SKID, 1" WIDE (100' ROLL)
	FROM: 02-24-90 THRU: 99-99-90
084356-03-000	EA INSERT-TV STAND TAN
084412-01-000	EA SUPPORT-HINGED
084451-01-000	EA CATCH-TV SHELF, BRASS
084625-02-000	EA HINGE-ALUMINUM, W/HOLES - 17.2" - TAN
384413-01-000	EA HINGE-CONTINUOUS, ALUMINUM - 1" X 72" - W/HOLES
083276-01-000	EA BRACE-PROP ROD, GAS
089024-01-000	EA SUPPORT-SPRING, TO FLOOR
089025-01-000	EA SUPPORT-SPRING, TO BED
088199-02-Y12	EA HINGE-BED, TOP LIFT - METAL - BEIGE
077252-01-000	EA PIN-HINGE
086235-02-000	EA BEARING-SNAPIN, 3/16" ID X 3/16"
057480-02-000	EA STUD-BALL, GAS SPRING - 10MM - 5/16" - 18
057480-03-000	EA CLIP-SAFETY, WIREFORM TYPE - GAS SPRING
057480-04-000	EA SPRING-GAS
057205-04-000	EA SUPPORT-BED, 20" - METAL - BEIGE

1990 WINNEBAGO TABLE OF CONTENTS

INTRODUCTION	A-01 -	A-02
ABBREVIATIONS		A-03
ALPHABETICAL INDEX	A-04 -	A-06
WCN31RQ	A-07 -	F-12
WCN33RQ	F-13 -	K-18

1990 WCN31RQ INDEX

FLOOR PLAN	A-07 -	A-08
ACCESSORIES	A-09 -	A-20
BATH	A-21 -	A-24
BEDROOM	B-01 -	B-04
CHASSIS	B-05 -	B-14
C C & PAD	B-15 -	B-22
DINETTE	B-23 -	C-02
DRIVERS	C-03 -	C-06
ELECTRICAL	C-07 -	C-14
EXTERIOR BODY	C-15 -	C-02
GALLEY	D-03 -	D-08
HEATING & A/C	D-09 -	D-12
INTERIOR FINISH	D-13 -	D-17
LABEL	D-18 -	E-02
LP		E-01
LOUNGE	E-04 -	E-06
SEALANTS & FASTENERS	E-08 -	E-08
WATER & SEWAGE	E-09 -	E-13
WINDOW, VENT AND		
EXTERIOR DOOR	E-14 -	F-12

INTERIOR FINISH GROUP (CONTINUED)

MIRROR

KEY PART NUMBER	U/M DESCRIPTION
093446-03-Y15	EA MIRROR-WOOD FRAMED
058331-32-000	EA MIRROR-GLASS, SAFETY 346MM X 702MM

PANELING AND LAMINATES

KEY PART NUMBER	U/M DESCRIPTION
088272-48-000	SF PANELING-GALLEY & DRY BATH (AB6)
088272-66-000	SF PANELING-GALLEY & DRY BATH (AB7)
088272-64-000	SF PANELING-GALLEY & DRY BATH (AB8)
088273-19-000	SF PANELING-WET BATH
088351-01-000	SF PANELING-CEILING
074497-71-000	SF PANELING-CABINET PANELING
074437-13-000	SF PANELING-CABINET BOTTOM
074498-32-000	SF LAMINATE-PLASTIC, 5' X 8' - INCREMENTS OF 40 SF AB6
074498-32-000	SF LAMINATE-PLASTIC, 5' X 8' - INCREMENTS OF 40 SF AB7
074498-31-000	SF LAMINATE-PLASTIC, 5' X 8' - INCREMENTS OF 40 SF AB8
093743-01-02A	SF PLASTIC-ABS, 11.5" WIDE - OFF WHITE
000885-34-000	SF PARTICLE BOARD-VINYL COVERED, 1 SIDE - WOODGRAIN 3/8" X 49" X 97" - INCREMENTS OF 32 SF
000885-34-000	SF PARTICLE BOARD-VINYL COVERED-3/8" ONE-SIDED/REGAL OAK
000885-35-000	SF PARTICLE BOARD-VINYL COVERED-3/4" ONE-SIDED/REGAL OAK
000885-36-000	SF PARTICLE BOARD-VINYL COVERED-3/4" TWO-SIDED/REGAL OAK
000885-36-000	SF PARTICLE BOARD-VINYL COVERED, 2 SIDED - .75" X 5' X 8' - WOODGRAIN
088297-01-000	SF PLYWOOD-LUAN, OVERLAY GRADE-.10" X 4' X 8'-INC. OF 32 SF
088297-01-000	SF PLYWOOD-LUAN, OVERLAY GRADE - 4' X 8' - INC OF 32 SF

LABEL & TAG GROUP

CALIFORNIA CHASSIS (OPT 37P)

KEY PART NUMBER	U/M DESCRIPTION
062043-01-000	EA LABEL-FUEL, UNLEADED
074559-01-000	EA DECAL-LOGO, LPG - RED - (CALIF CODE)
091243-01-000	EA LABEL-A/C COVER, CEILING
083236-05-000	EA LABEL-CIRCUIT BREAKER, MAIN
006195-01-000	EA LABEL-ELECTRICAL TEST
006196-01-000	EA LABEL-GAS TEST
006197-01-000	EA LABEL-WATER TEST
050225-01-000	EA LABEL-WARNING, STOVE VENT - US
061606-01-000	EA LABEL-OVERLAY, VEHICLE CERTIFICATION - ADHESIVE BACKED
056259-01-000	EA LABEL- SAFETY CHECK LIST SURVIVOR
096641-01-000	EA LABEL-FUEL, UNLEADED - DASH

CANADIAN EXPORT

KEY PART NUMBER	U/M DESCRIPTION
006040-02-000	EA TAG-GAS REFUEL WARNING, CANADIAN
006019-01-000	EA TAG-RV1 APPROVED, PLASTIC
006040-01-000	EA TAG-GAS REFUELING WARNING
006062-01-000	EA TAG-ELECTRIC 110V CONNECTION
091243-01-000	EA LABEL-A/C COVER - CANADIAN EXPORT
091224-02-000	EA LABEL-TRAILER LIGHTING
090342-01-000	EA LABEL-VAPOR RELIEF
087207-02-000	EA LABEL-FUEL CAP REMOVAL
087207-05-000	EA LABEL-FUEL CAP REMOVAL
077510-01-000	EA LABEL-GENERATOR PREP
075221-03-000	EA LABEL-TRAILER HITCH
075220-01-000	EA LABEL-WARNING, EXTERIOR LOAD
062043-01-000	EA LABEL-FUEL, UNLEADED
061417-01-000	EA LABEL-FUEL
054531-01-000	EA LABEL-LP GAS ONLY
000188-01-000	EA LABEL-WASTE WATER
006187-01-000	EA LABEL-SEWAGE
083236-05-000	EA LABEL-CIRCUIT BREAKER, MAIN
006195-01-000	EA LABEL-ELECTRICAL TEST
006196-01-000	EA LABEL-GAS TEST
006197-01-000	EA LABEL-WATER TEST
050225-01-000	EA LABEL-WARNING, STOVE VENT - US
056259-01-000	EA LABEL- SAFETY CHECK LIST
061606-01-000	EA LABEL-OVERLAY, VEHICLE CERTIFICATION - ADHESIVE BACK
006198-01-000	EA LABEL-EXIT, "ESCAPE WINDOW"
047731-01-000	EA LABEL-EMERGENCY EXIT

CALIFORNIA CHASSIS OPTION L37P

KEY PART NUMBER	U/M DESCRIPTION
062043-01-000	EA LABEL-FUEL, UNLEADED
074559-01-000	EA DECAL-LOGO, LPG - RED - (CALIF CODE)
088689-01-000	EA LABEL-WARNING, CANCER/TOXICITY
003040-02-000	EA TAG-GAS REFUEL WARNING, CANADIAN

AIR RIDE SUSPENSION OPTION L80B

KEY PART NUMBER	U/M DESCRIPTION
083237-04-000	EA LABEL-CIRCUIT BREAKER, FRONT - AIR BAG COMP

DRIVER POWER SEAT OPTION L63M

KEY PART NUMBER	U/M DESCRIPTION
083237-02-000	EA LABEL-CIRCUIT BREAKER, FRONT - POWER SEAT

1990 WINNEBAGO

TABLE OF CONTENTS

INTRODUCTION	A-01 -	A-02
ABBREVIATIONS		A-03
ALPHABETICAL INDEX	A-04 -	A-06
WCN31RQ	A-07 -	F-12
WCN33RQ	F-13 -	K-18

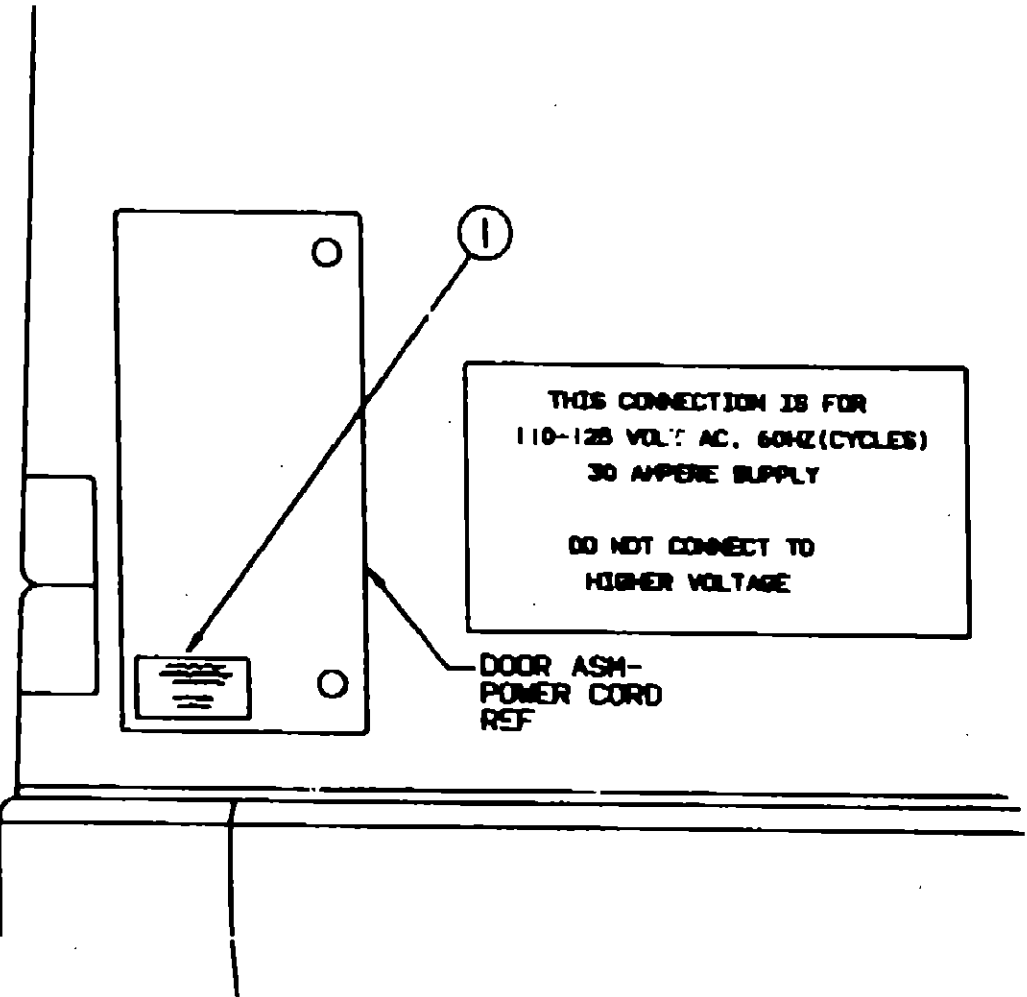
1990 WCN31RQ INDEX

FLOOR PLAN	A-07 -	A-08
ACCESSORIES	A-08 -	A-20
BATH	A-21 -	A-24
BEDROOM	B-01 -	B-04
CHASSIS	B-05 -	B-14
C C & PAD	B-15 -	B-22
DINETTE	B-23 -	C-02
DRIVERS	C-03 -	C-06
ELECTRICAL	C-07 -	C-14
EXTERIOR BODY	C-15 -	D-02
GALLEY	D-03 -	D-08
HEATING & A/C	D-09 -	D-12
INTERIOR FINISH	D-13 -	D-17
LABEL	D-18 -	E-02
LP		E-03
LOUNGE	E-04 -	E-06
SEALANTS & FASTENERS	E-06 -	E-08
WATER & SEWAGE	E-09 -	E-13
WINDOW, VENT AND EXTERIOR DOOR	E-14 -	F-12

LABEL & TAG GROUP (CONTINUED)
LABELS & TAGS

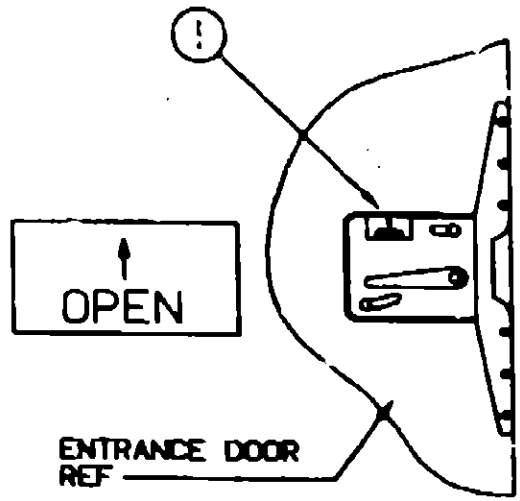
KEY PART NUMBER	U/M DESCRIPTION
083236-01-000	EA LABEL-CIRCUIT BREAKER, MAIN
093237-01-000	EA LABEL-CIRCUIT BREAKER, FRONT - BATTERY CONDITION/RADIO
083237-03-000	EA LABEL-CIRCUIT BREAKER, FRONT - POWER SEAT (LIFT)
083237-06-000	EA LABEL-CIRCUIT BREAKER, FRONT - REAR PANEL
093237-07-000	EA LABEL-CIRCUIT BREAKER, FRONT - REAR PNL/CONV
093237-09-000	EA LABEL-CIRCUIT BREAKER, FRONT - INVERTER
096506-01-000	EA LABEL-"COMPARTMENT NOT SEALED"
050225-01-000	EA LABEL-WARNING, STOVE VENT - US
087236-01-000	EA LABEL-CABLE, INPUT
087236-02-000	EA LABEL-TV, OUTLET
006031-01-000	EA LABEL-POTABLE WATER ONLY
061606-01-000	EA LABEL-OVERLAY, VEHICLE CERTIFICATION - ADHESIVE BACKED
079966-01-000	EA LABEL-WARNING, STOWED, MOTION
088757-01-000	EA LABEL-RETAIL, 8 5/8" X 12 7/8"
080342-01-000	EA LABEL-VAPOR RELIEF
088509-01-000	EA LABEL-AWNING INSTALLATION
061417-01-000	EA LABEL-FUEL, ON FUEL FILL DOOR
073998-01-000	EA LABEL-LPG ODOR WARNING
094675-01-000	EA LABEL-EXTERIOR LIGHT, SERVICE
050225-01-000	EA LABEL-WARNING, STOVE VENT - US
006195-01-000	EA LABEL-ELECTRICAL TEST
006196-01-000	EA LABEL-GAS TEST
006197-01-000	EA LABEL-WATER TEST
061606-01-000	EA LABEL-OVERLAY, VEHICLE CERTIFICATION - ADHESIVE BACKED
096506-01-000	EA LABEL-"COMPARTMENT NOT SEALED"
006064-01-000	EA LABEL-SEAT W/O SEA/BELT NOT INTENDED FOR USE WHILE COACH IN MOTION
088757-01-000	EA LABEL-RETAIL, 8 5/8" X 12 7/8"

FROM: 00-00-00 THRU: 09-14-90

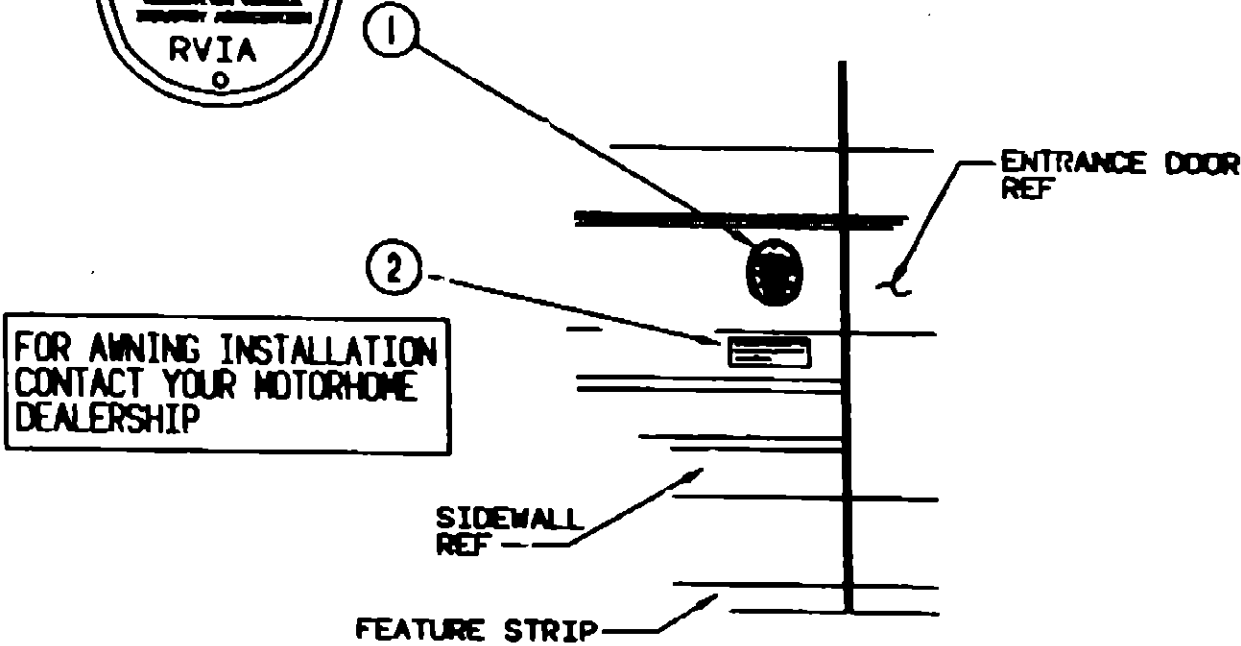


KEY PART NUMBER	U/M DESCRIPTION
1 006062-01-000	EA TAG-ELECTRIC, 110V CONNECTION

LABEL & TAG GROUP (CONTINUED)



KEY PART NUMBER	U/M DESCRIPTION
1 040944-01-000	EA LABEL-ENTRANCE DOOR, "OPEN"



KEY PART NUMBER	U/M DESCRIPTION
1 008019-01-000	EA TAG-RV1 APPROVED, PLASTIC
2 088509-01-000	EA LABEL-AWNING INSTL

1990 WINNEBAGO
TABLE OF CONTENTS

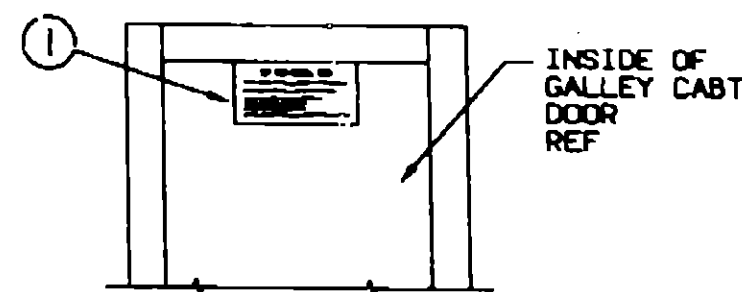
INTRODUCTION	A-01 - A-02
ABBREVIATIONS	A-03
ALPHABETICAL INDEX	A-04 - A-06
WCN31RQ	A-07 - F-12
WCN33F,Q	F-13 - K-18

1990 WCN31RQ INDEX

FLOOR PLAN	A-07 - A-08
ACCESSORIES	A-09 - A-20
BATH	A-21 - A-24
BEDROOM	B-01 - B-04
CHASSIS	B-05 - B-14
C C & PAD	B-15 - B-22
DINETTE	B-23 - C-02
DRIVERS	C-03 - C-08
ELECTRICAL	C-07 - C-14
EXTERIOR BODY	C-15 - D-02
GALLEY	D-03 - D-08
HEATING & A/C	D-09 - D-12
INTERIOR FINISH	D-13 - D-17
LABEL	D-18 - E-02
LP	E-03
LOUNGE	E-04 - E-05
SEALANTS & FASTENERS	E-06 - E-08
WATER & SEWAGE	E-09 - E-13
WINDOW, VENT AND EXTERIOR DOOR	F-14 - F-12

LABEL & TAG GROUP (CONTINUED)

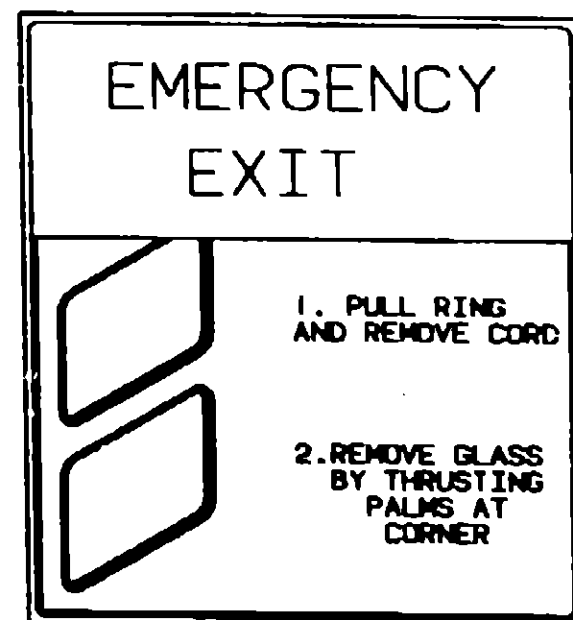
LABELS & TAGS



IF YOU SMELL GAS

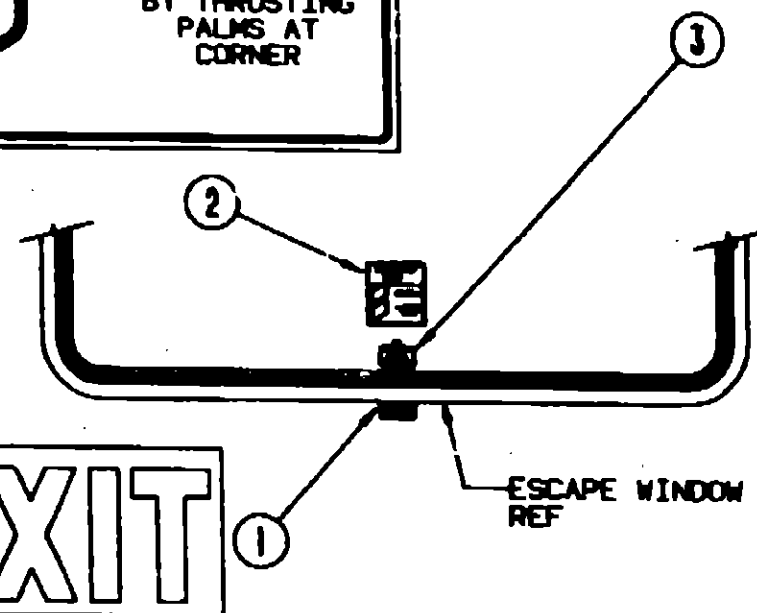
1. EXTINGUISH ANY OPEN FLAME, PILOT LIGHTS AND ALL SMOKING MATERIALS.
2. SHUT OFF THE GAS SUPPLY AT THE TANK VALVE OR GAS SUPPLY CONNECTION.
3. OPEN DOORS AND OTHER VENTILATING OPENINGS.
4. DO NOT TOUCH ELECTRICAL SWITCHES.
5. LEAVE THE AREA UNTIL ODOR CLEARS.
6. HAVE THE GAS SYSTEM CHECKED AND LEAKAGE SOURCE CORRECTED BEFORE LEAVING AREA.

KEY PART NUMBER	U/M DESCRIPTION
1 073998-01-000	EA LABEL-LPG ODOR WARNING



EMERGENCY EXIT

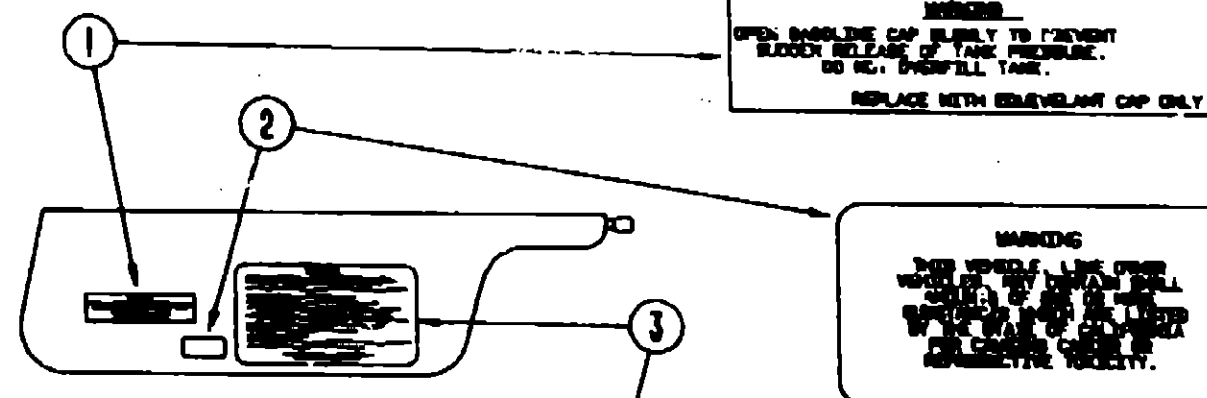
PULL RING
REMOVE CORD
PUSH OUT WINDOW



KEY PART NUMBER	U/M DESCRIPTION
1 038290-01-000	EA LABEL-WARNING-EXIT
2 047731-01-000	EA LABEL-EMERGENCY EXIT - ESCAPE WINDOW
3 076199-01-000	EA LABEL-EXIT-ESCAPE WINDOW

LABEL & TAG GROUP (CONTINUED)

LABELS & TAGS



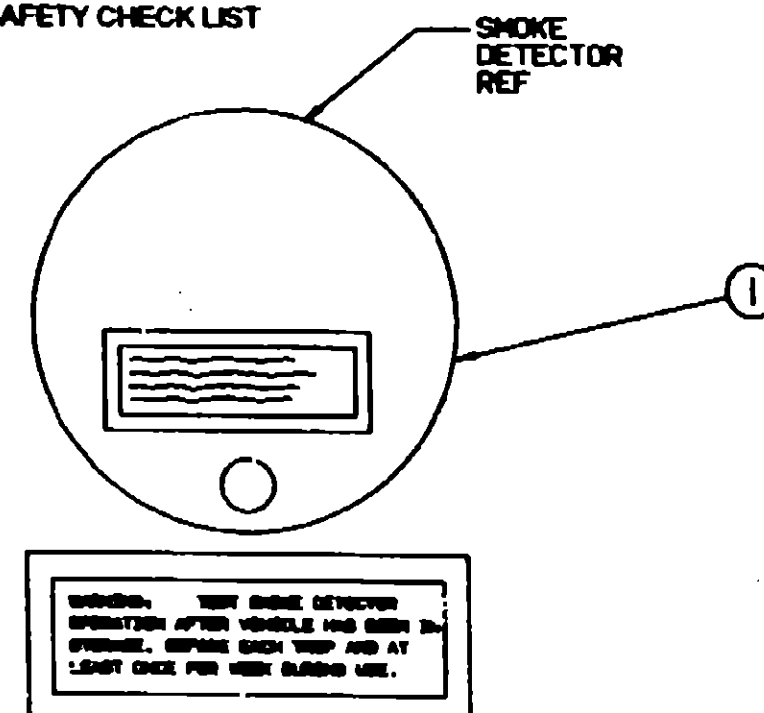
CAUTION

THIS VEHICLE HAS BEEN DESIGNED, MANUFACTURED AND TESTED WITH CARE FOR THE PROTECTION OF ITS OCCUPANTS. WE REQUEST YOU PERFORM THE FOLLOWING INSPECTIONS FOR YOUR SAFETY AND THE SAFETY OF YOUR PASSENGERS BEFORE STARTING YOUR VEHICLE.

1. LP GAS SYSTEM- TURN OFF AT TANK FOR TRAVELING. TEST FOR LEAKS UPON ARRIVAL AT DESTINATION. BEFORE LIGHTING PILOTS.
2. WHEELS- INSPECT FOR DAMAGE AND CHECK LUB RATS FOR TIGHTNESS.
3. TIRES- INSPECT FOR WEAR AND DAMAGE AND CHECK FOR RECOMMENDED AIR PRESSURE.
4. LIGHTING- TEST FOR PROPER OPERATION OF ALL INTERIOR AND EXTERIOR LIGHTS INCLUDING BRAKE LIGHTS, HEADLIGHTS, TAIL LIGHTS, BRAKE LIGHTS, CLEARANCE LIGHTS AND TURN SIGNALS.
5. EXITS- INSPECT RELEASE MECHANISM ON EMERGENCY EXIT WINDOW. TEST BURN LEGS ON MAIN ENTRANCE DOOR FOR EASE OF OPERATION AND INSTRUCT PASSENGERS HOW TO USE FROM REAR OF EXIT.
6. SEAT BELTS- INSTRUCT PASSENGERS TO OCCUPY SEATS AND OBSERVE USE OF SEAT BELTS.
7. APPLIANCES- TURN OFF AND LATCH OR LOCK DOORS WHERE PROVIDED.
8. LINEN PACKS- STORE SECURELY.
9. UTILITY SUPPLY LINES- DISCONNECT ALL ELECTRIC, GASE AND WATER LINES AND SECURE PROPERLY.
10. ENTRANCE DOOR STOP- PLACE IN RETRACTED POSITION FOR TRAVELING.

READ YOUR OWNER'S MANUAL AND CHECKS OTHER'S MANUAL FOR FURTHER PRECAUTIONS

KEY PART NUMBER	U/M DESCRIPTION
1 087207-05-000	EA LABEL-FUEL CAP REMOVAL
2 090689-01-000	EA LABEL-WARNING, CANCER/TOXICITY
3 056259-01-000	EA LABEL-SAFETY CHECK LIST



KEY PART NUMBER	U/M DESCRIPTION
1 077956-01-000	EA LABEL-WARNING, SMOKE DETECTOR

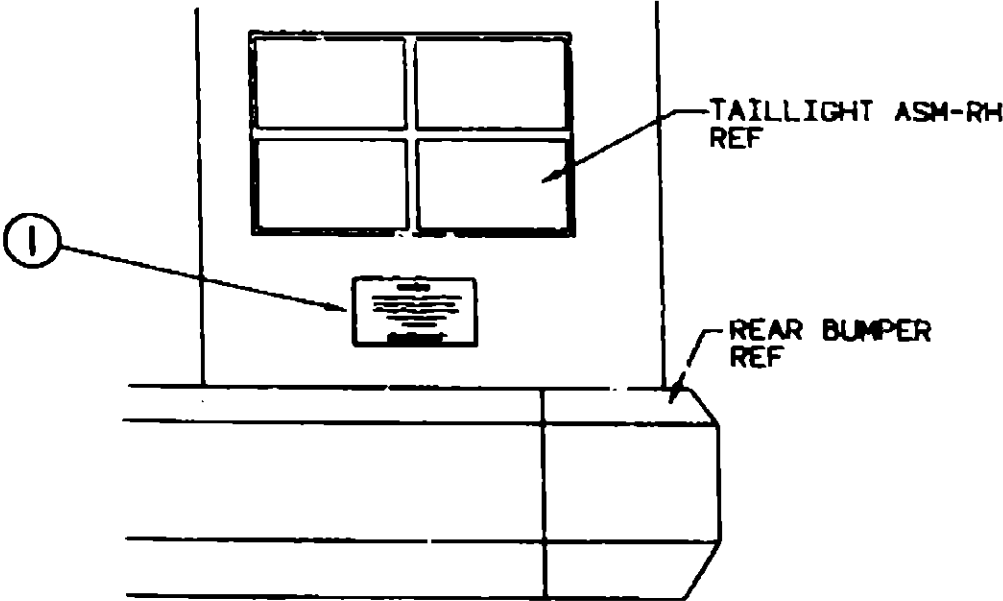
1990 WINNEBAGO TABLE OF CONTENTS

INTRODUCTION	A-01 - A-02
ABBREVIATIONS	A-03
ALPHABETICAL INDEX	A-04 - A-06
WCN31RQ	A-07 - F-12
WCN33RQ	F-13 - K-18

1990 WCN31RQ INDEX

FLOOR PLAN	A-07 - A-08
ACCESSORIES	A-09 - A-20
BATH	A-21 - A-24
BEDROOM	B-01 - B-04
CHASSIS	B-05 - B-14
C & FAD	B-15 - B-22
DINETTE	B-23 - C-02
DRIVERS	C-03 - C-06
ELECTRICAL	C-07 - C-14
EXTERIOR BODY	C-15 - D-02
GALLEY	D-03 - D-08
HEATING & A/C	D-09 - D-12
INTERIOR FINISH	D-13 - D-17
LABEL	D-18 - E-02
LP	E-03
LOUNGE	E-04 - E-06
SEALANTS & FASTENERS	E-08 - E-09
WATER & SEWAGE	E-09 - E-13
WINDOW, VENT AND EXTERIOR DOOR	E-14 - F-12

LABEL & TAG GROUP CONTINUED



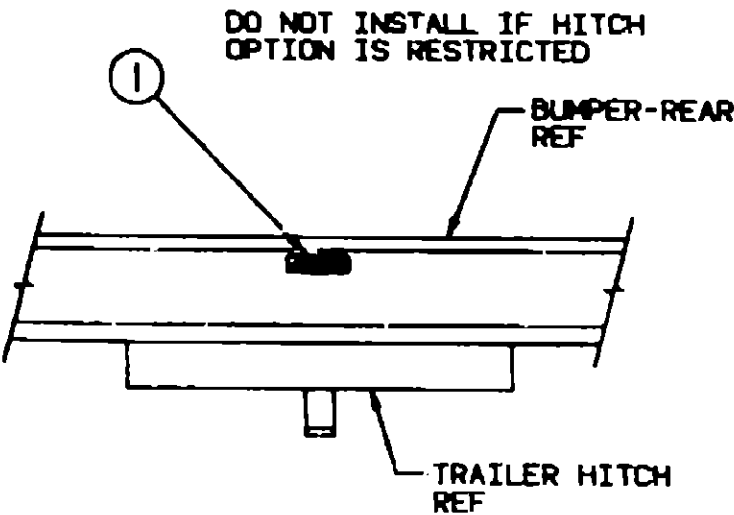
WARNING

DO NOT EXCEED THE VEHICLE WEIGHT RATINGS
OR LOADING RECOMMENDATIONS (E.G., GROSS
VEHICLE, GROSS AXLE, GROSS COMBINED) OF
THE CHASSIS MANUFACTURER OR
WINNEBAGO INC.

REFER TO YOUR OWNERS MANUAL.
BEFORE LOADING OR TOWING.

KEY PART NUMBER
1 075220-01-000

U/M DESCRIPTION
EA LABEL-WARNING, EXTERIOR LOAD



TOWING CAPACITY

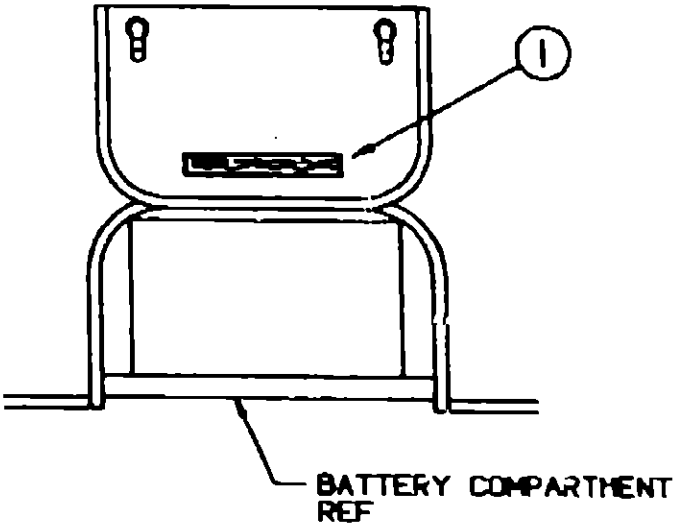
TOWED VEHICLE 3500 LB. GROSS MAXIMUM
HITCH BALL 200 LB. MAXIMUM

KEY PART NUMBER
1 075221-03-000

U/M DESCRIPTION
EA LABEL-TRAILER HITCH

LABEL & TAG GROUP CONTINUED

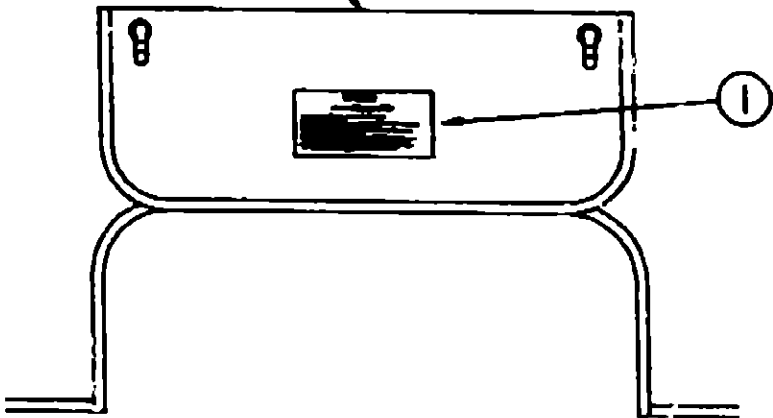
WARNING DISCONNECT BATTERIES BEFORE
CONNECTING EXTERNAL CHARGING EQUIPMENT.



KEY PART NUMBER
1 065748-01-000

U/M DESCRIPTION
EA LABEL-CAUTION, BATTERY CHARGING

GENERATOR COMP
DOOR REF



WARNING

WHEN ADDING A GENERATOR SET:

HIGH VOLTAGE-USE EXTREME CAUTION WHEN WORKING ON
ELECTRICAL COMPONENTS.
HAVE ALL ELECTRICAL INSTALLATION PERFORMED BY A QUALIFIED LICENSED
ELECTRICIAN-FOLLOW ALL STATE AND LOCAL CODES.
ONLY INSTALL GENERATOR SET APPROVED FOR R.V. APPLICATION. HAVE
INSTALLED BY QUALIFIED TECHNICIAN.
TO AVOID HEAT BUILD-UP AND TO SUPPLY AN ADEQUATE AIR SUPPLY TO
THE GENERATOR COMPARTMENT, FOLLOW INSTALLATION INSTRUCTIONS.
GENERATOR EXHAUST GASES ARE TOXIC AND MUST NOT PERMEATE
UNDER THE VEHICLE-GENERATOR EXHAUST MUST REMAIN FROM VEHICLE.

KEY PART NUMBER
1 077510-01-000

U/M DESCRIPTION
EA LABEL-GENERATOR PREP

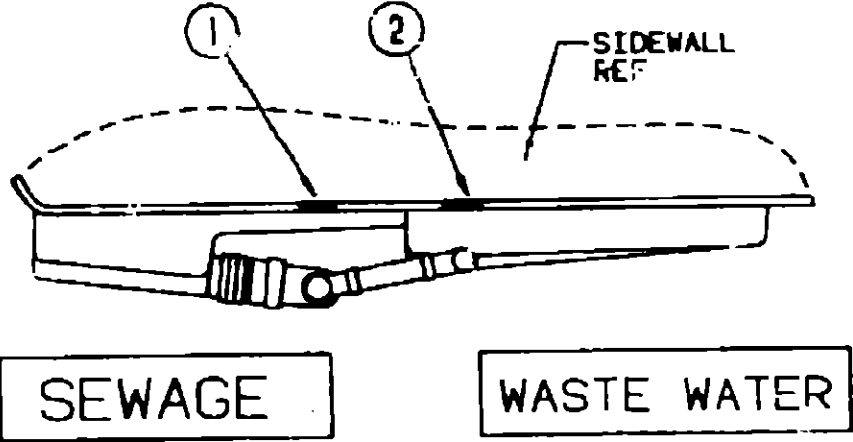
1990 WINNEBAGO
TABLE OF CONTENTS

INTRODUCTION	A-01 - A-02
ABBREVIATIONS	A-03
ALPHABETICAL INDEX	A-04 - A-06
WCN31RQ	A-07 - F-12
WCN33RQ	F-13 - K-18

1990 WCN31RQ INDEX

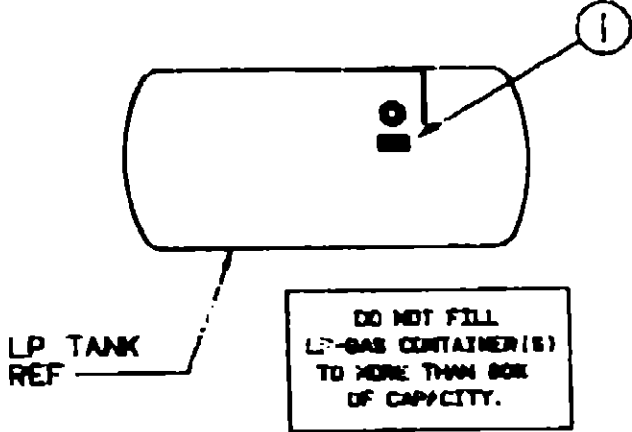
FLOOR PLAN	A-07 - A-08
ACCESSORIES	A-09 - A-20
BATH	A-21 - A-24
BEDROOM	B-01 - B-04
CHASSIS	B-05 - B-14
C C & PAD	B-15 - B-22
DINETTE	B-23 - C-02
DRIVERS	C-03 - C-06
ELECTRICAL	C-07 - C-11
EXTERIOR BODY	C-15 - D-02
GALLEY	D-03 - D-08
HEATING & AC	D-09 - D-12
INTERIOR FINISH	D-13 - D-17
LABEL	D-18 - E-02
LP	E-03
LOUNGE	E-04 - E-06
SEALANTS & FASTENERS	E-08 - E-09
WATER & SEWAGE	E-09 - E-13
WINDOW, VENT AND EXTERIOR DOOR	E-14 - F-12

LABEL & TAG GROUP (CONTINUED)



KEY PART NUMBER	U/M DESCRIPTION
1 006187-01-000	EA LABEL-SEWAGE
2 006188-01-000	EA LABEL-WASTE WATER

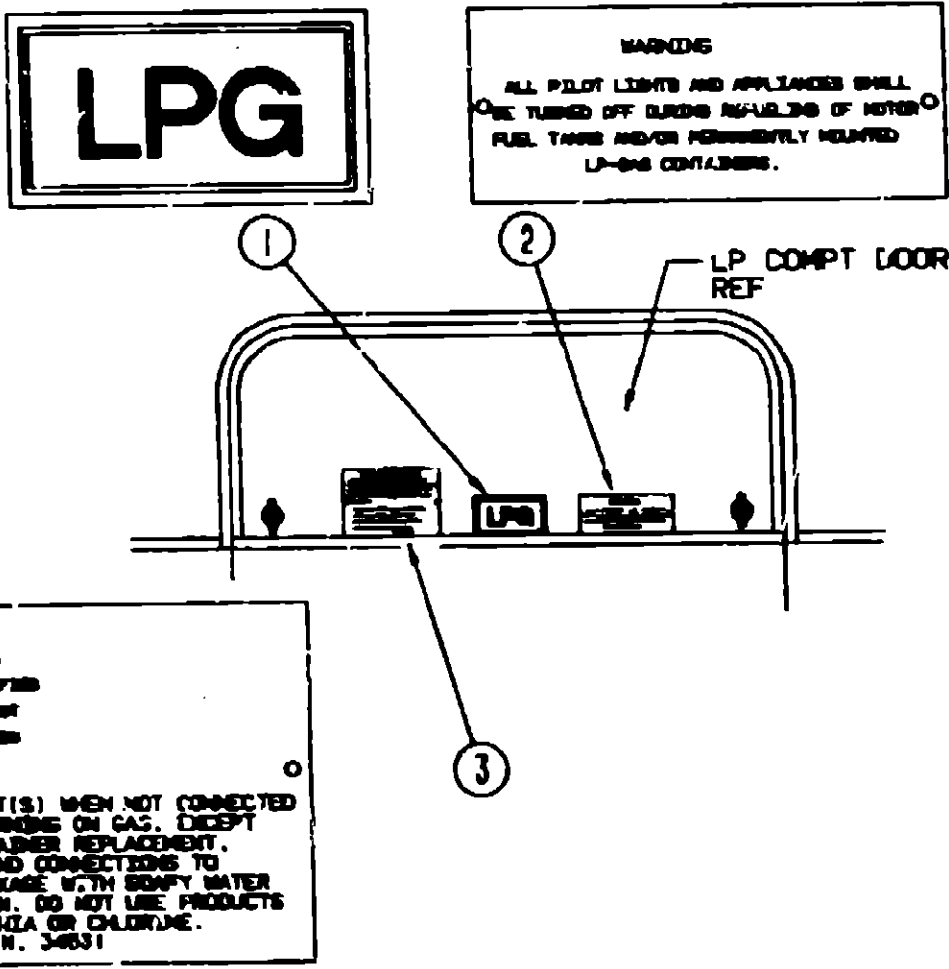
LABEL & TAG GROUP CONTINUED



KEY PART NUMBER	U/M DESCRIPTION
1 079485-01-000	EA LABEL-LPG 80 CAPACITY

1990 WINNEBAGO
TABLE OF CONTENTS

INTRODUCTION	A-01 - A-02
ABBREVIATIONS	A-03
ALPHABETICAL INDEX	A-04 - A-08
WCN31RQ	A-07 - F-12
WCN33RQ	F-13 - K-18



WARNING:
OPEN GASOLINE CAP SLOWLY TO PREVENT
SUDDEN RELEASE OF TANK PRESSURE.
DO NOT OVERFILL TANK.
REPLACE WITH BREATHING CAP ONLY

UNLEADED FUEL ONLY

WARNING:
ALL PILOT LIGHTS AND APPLIANCES SHALL
BE TURNED OFF DURING REFUELING OF MOTOR
FUEL TANKS AND/OR PERMANENTLY MOUNTED
LP-GAS CONTAINERS.

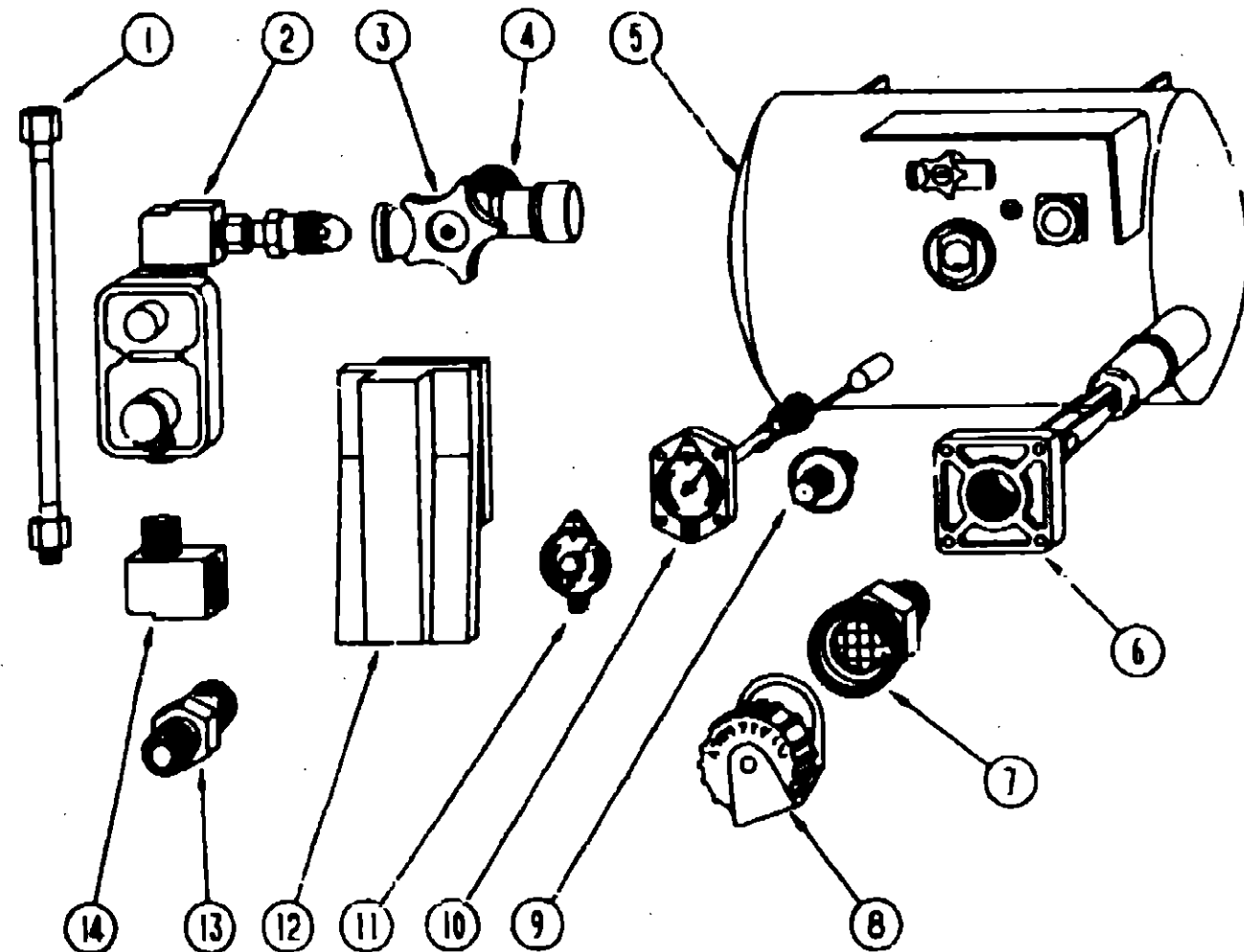
KEY PART NUMBER	U/M DESCRIPTION
1 087207-05-000	EA LABEL-FUEL CAP REMOVAL
2 062043-01-000	EA LABEL-FUEL, UNLEADED
3 006040-01-000	EA TAG-GAS REFUELING WARNING
3 006040-02-000	EA TAG-GAS REFUEL WARNING, CANADIAN

1990 WCN31RQ INDEX

FLOOR PLAN	A-07 - A-08
ACCESSORIES	A-09 - A-20
BATH	A-21 - A-24
BEDROOM	B-01 - B-04
CHASSIS	B-05 - B-14
C C & PAD	B-15 - B-22
DINETTE	B-23 - C-02
DRIVERS	C-03 - C-06
ELECTRICAL	C-07 - C-14
EXTERIOR BODY	C-15 - D-02
GALLEY	D-03 - D-08
HEATING & AC	D-09 - D-12
INTERIOR FINISH	D-13 - D-17
LABEL	D-18 - E-02
LP	E-03
LOUNGE	E-04 - E-05
SEALANTS & FASTENERS	E-06 - E-08
WATER & SEWAGE	E-09 - E-13
WINDOW, VENT AND EXTERIOR DOOR	E-14 - F-12

KEY PART NUMBER	U/M DESCRIPTION
1 374559-01-000	EA DECAL-LOGO, LPG - RED - (CALIF CODE)
2 006040-01-000	EA TAG-GAS REFUELING WARNING
2 006040-02-000	EA TAG-GAS REFUEL WARNING, CANADIAN
3 054531-01-000	EA LABEL-LP GAS ONLY
3 023759-01-000	EA LABEL-WARNING, LPG - CANADIAN

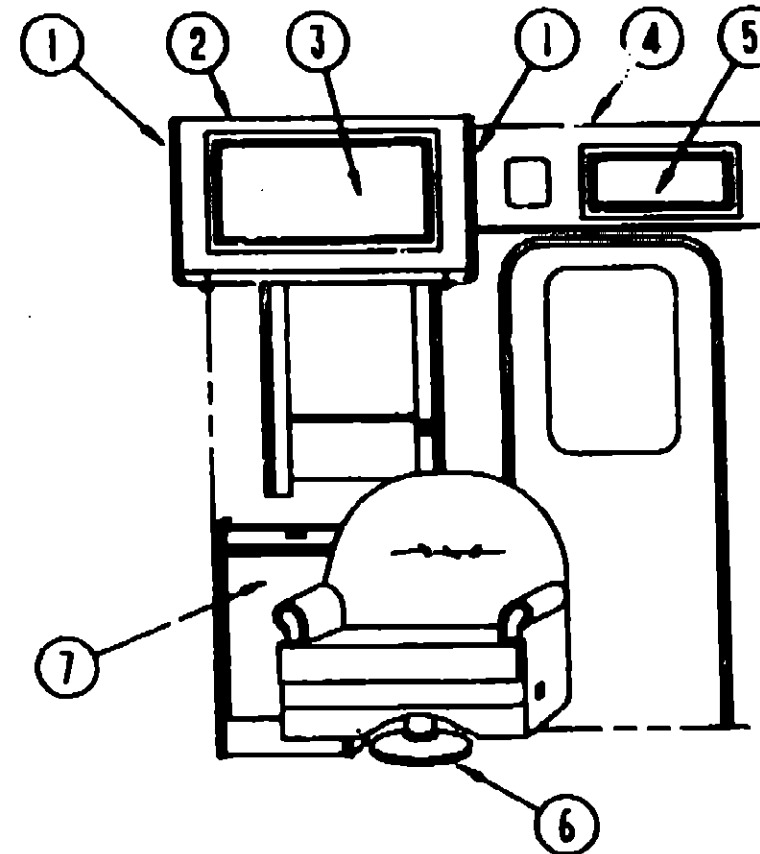
LP GROUP



LP TANK & COMPONENTS

KEY PART NUMBER	U/M DESCRIPTION
1 045703-01-000	EA HOSE-L/P, 3/8" ID X 24" US - 3/8 MPT X 1/2 F SWIVEL
1 045703-02-000	EA HOSE-L/P, 3/8" ID X 24" - 3/8 MPT X 1/2 F SWIVEL - CANADA
2 076301-01-000	EA REGULATOR-LPG, TWO STAGE
3 040421-01-708	EA HANDWHEEL-VAPOR RELIEF VALVE, BRUNNER G-1015-A
4 040421-01-703	EA VALVE-SERVICE W/HANDWHEEL W/VAPOR RELIEF (REGO9108CO) BRUNNER G-1015
5 081970-01-000	EA TANK-LP, 80 LBS - 20" X 24"
6 040421-01-711	EA VALVE-80% W/FLOAT, PLATE, BOLTS & GASKET - BRUNNER
7 040421-01-701	EA VALVE-SHORT LP FILLER W/YELLOW CAP - BRUNNER 75478
8 040421-01-702	EA CAP-LP FILLER VALVE, PLASTIC - YELLOW - BRUNNER G-1014-A
9 040421-01-700	EA GAUGE-LIQUID LEVEL, 20% LP - BRUNNER G-1013
10 040421-01-707	EA GAUGE-FLOAT W/VISIBLE DIAL - BRUNNER MA-9 6244-4
11 040440-01-000	EA TRANSMITTER-DIAL, 90 OHM
12 081938-01-000	EA COVER-COMPARTMENT - LP REGULATOR - BLACK
13 010329-01-000	EA ADAPTER-BRASS-1/2" F X 1/2" MPT
14 065318-02-000	EA ELBOW-90 DEGREE, 3/8" MPT TO 3/8" FPT
010285-01-000	EA CROSS, 3/8" F X 3/8" F X 3/8" F X 1/2" FPT - BRASS
010377-01-000	EA NUT-3/8" F - BRASS
010377-02-000	EA NUT-BRASS, 3/8 FEMALE - FORGED
010380-02-000	EA NUT-BRASS, 1/2" FEMALE - FORGED
016188-03-000	EA GROMMET-GAS LINE, FLOOR - 3/8" HOLE X 2 1/8" DIAMETER RUBBER
081642-01-000	EA TEE, 1/2" MPT X 1/2" FL X 3/8" FL - BRASS
010497-05-000	EA CLAMP-CLOSED, 50" ID
075148-02-000	EA CLAMP-GROUNDING, BRONZE SCREWS
008380-01-000	EA GROMMET-RUBBER, 5/8" HOLE X 1 1/2" DIAMETER - BLACK
010326-01-000	EA ADAPTER-FLARE, W/CONE GASKET 3/8" FEMALE FL X 1/2" MALE F
065741-01-000	EA GAUGE-DIAPHRAGM PRESSURE - MARSHALLTOWN MFG
065742-01-000	EA TEE, 3/8" F X 3/8" F X 25 FPT - BRASS
071391-02-000	EA NIPPLE-HEX, .25 PIPE
008042-01-000	EA TUBING-VINYL, .65" ID
054531-01-000	EA LABEL-LP GAS ONLY

LOUNGE GROUP



OVERHEAD CABINET & COMPONENTS

KEY PART NUMBER

1	082747-01-Y10
2	M04077-01-AB6
3	M08304-84-AB6
4	M04078-01-AB6
5	M08304-21-AB6
6	083482-01-000
7	M08873-02-AP6
	086873-11-B05
	079921-01-000
	009018-01-000
	080736-01-000

KEY PART NUMBER

007021-01-000

U/M DESCRIPTION

EA	END CAP-CABINET, OVERHEAD - FRONT
EA	CABINET-OVERHEAD, SWIVEL CHAIR - W/O DOORS OR HARDWARE
EA	DOOR-CABINET, W/O HARDWARE - 14.4" X 26.8"
EA	CABINET-OVERHEAD, ENTRY DOOR - W/O DOORS OR HARDWARE
EA	DOOR-CABINET, W/O HARDWARE - 10" X 19"
EA	SHROUD-PEDESTAL, 13" - PLASTIC - BLACK
EA	BASE-PEDESTAL, SWIVEL CHAIR - 10" EXTENSION
EA	TABLE ASM-PULLOUT
EA	PANEL ASM-PULLOUT TOP
EA	ROLLER-NYL ON/W/SHAFT
EA	CATCH-ASM-SINGLE ROLLER
EA	PULL-RECESSED, OAK 1 1/4 X 4

SEAT BELT

U/M DESCRIPTION

EA	BELT-SEAT, 2" X 90" - BLACK
----	-----------------------------

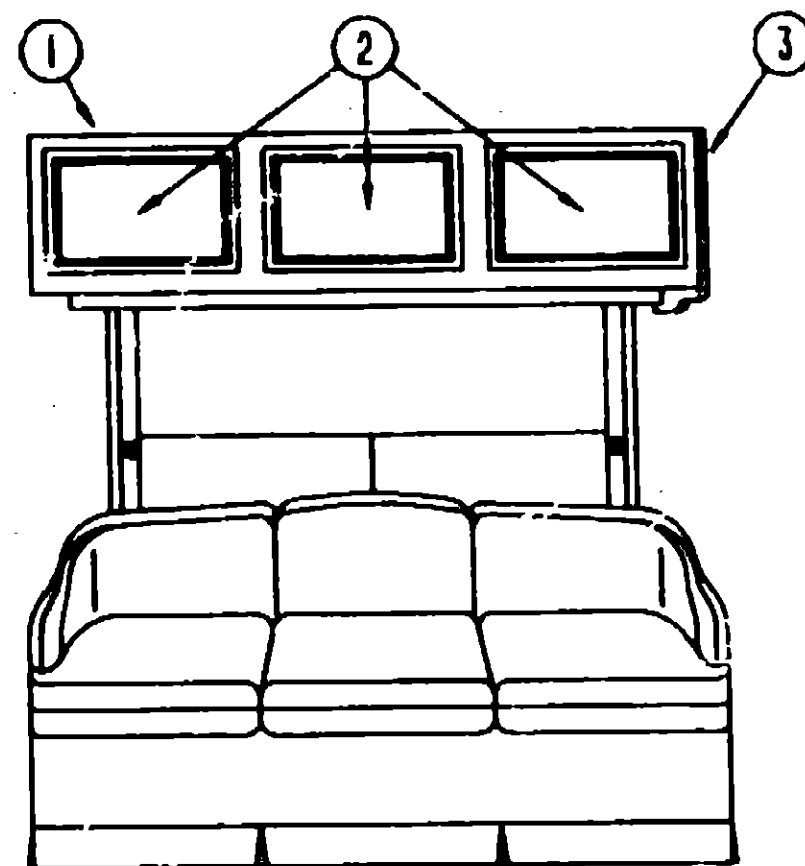
1990 WINNEBAGO TABLE OF CONTENTS

INTRODUCTION	A-01 - A-02
ABBREVIATIONS	A-03
ALPHABETICAL INDEX	A-04 - A-06
WCN31RQ	A-07 - F-12
WCN33RQ	F-13 - K-18

1990 WCN31RQ INDEX

FLOOR PLAN	A-07 - A-08
ACCESSORIES	A-09 - A-20
BATH	A-21 - A-24
BEDROOM	B-01 - B-04
CHASSIS	B-05 - B-14
C C & PAD	B-15 - B-22
DINETTE	B-23 - C-02
DRIVERS	C-03 - C-06
ELECTRICAL	C-07 - C-14
EXTERIOR BODY	C-15 - D-02
GALLEY	D-03 - D-08
HEATING & AC	D-09 - D-12
INTERIOR FINISH	D-13 - D-17
LABEL	D-18 - E-02
LP	E-03
LOUNGE	E-04 - E-06
SEALANTS & FASTENERS	E-08 - E-09
WATER & SEWAGE	E-09 - E-13
WINDOW, VENT AND	
EXTERIOR DOOR	E-14 - F-12

LOUNGE GROUP (CONTINUED)



DRIVER SIDE CABINETS

KEY	PART NUMBER	U/M DESCRIPTION
1	M87072-08-AB6	EA CABINET-OVERHEAD, COUCH - W/O DOORS OR HARDWARE
1	M87072-03-AB6	EA CABINET ASM-OVHD,FRONT, COUCH - W/O DOORS OR HARDWARE FROM: 00-00-00 THRU: 07-23-89
1	M87072-08-AB6	EA CABINET ASM-OVHD,FRONT, COUCH - W/O DOORS OR HARDWARE FROM: 07-24-89 THRU: 99-99-99
2	M87304-A9-AB6	EA DOOR-CABINET, W/O HARDWARE - 14.4" X 21.9"
3	082747-01-Y10	EA END CAP-CABINET, OVERHEAD - FRONT
	078388-01-000	EA FRAME-COUCH, CONTINENTAL
	078388-02-000	EA HARDWARE-KIT, COUCH, CONTINENTAL

SEAT BELT

KEY	PART NUMBER	U/M DESCRIPTION
	056271-02-000	EA BELT-SEAT, 2" X 72" - BLACK

SEALANTS & FASTENERS GROUP

ADHESIVE AND FASTENERS

KEY	PART NUMBER	U/M DESCRIPTION
	004020-01-000	QT ADHESIVE-ABS CEMENT, QUART
	081377-01-700	EA ADHESIVE-CYANOACRYLATE, 10 GRAM TUBE
	004008-04-700	EA ADHESIVE-PIERCE, 1 GAL - JB270-X-1
	087211-01-000	GL ADHESIVE-PROMOTER
	004005-02-000	EA ADHESIVE-SWIFTS, 1 GAL - W1333
	088038-01-000	EA ADHESIVE-WEATHERSTRIP, 8 OZ.
	053788-02-000	EA BEDDING COMPOUND-TUBE, WHITE
	005200-01-000	EA BOLT-BUMPER,ROUND HEAD-SQUARE NECK- W/SST CAP 7/16- 14 X 1 1/4
	102333-01-01A	EA BOLT-CARRIAGE, 7/16 - 14 - STAINLESS STEEL CAP- BEIGE
	051387-08-000	EA BOLT-CARRIAGE, W/O HOLE - 5/16-18 X 9.5 ZN
	010C12-08-248	EA BOLT-HEX, 1/2-13 X 1 1/2 - ZN 5
	010C12-05-168	EA BOLT-HEX, 5/16-18 X 1 - ZINC 5
	007C12-10-248	EA BOLT-HEX, 5/8-11 X 1 1/2 ZN - 5
	001C12-07-203	EA BOLT-HEX, 7/16 - 14 X 1 1/4" - ZN5
	000C13-07-488	EA BOLT-HEX, 7/16 - 20 X 3 - ZN 5
	000728-04-108	EA BOLT-HEX, SER FLG - 1/4-20 X 5/8 ZINC
	000728-05-208	EA BOLT-HEX,SER FLG 5/16-18 X 1 1/4" - ZINC
	000C12-05-248	EA BOLT-HEX-5/16-18X1 1/2 ZN 5
	016814-01-000	EA BRACE-CABINET, ANGLED METAL - 2.5"

CLAMPS, GROMMETS AND FASTENERS

KEY	PART NUMBER	U/M DESCRIPTION
	010495-01-000	EA CLAMP-CABLE, 9/16"
	010497-08-000	EA CLAMP-CLOSED, 11/16" ID
	010497-13-000	EA CLAMP-CLOSED, 1" ID - CUSHIONED
	010499-01-000	EA CLAMP-CLOSED, 3/8" ID
	010497-01-000	EA CLAMP-CLOSED, 5/8" ID
	010497-01-000	EA CLAMP-CLOSED, .125"
	075148-02-000	EA CLAMP-GROUNDING, BRONZE SCREWS
	062401-02-000	EA CLAMP-HOSE, WORMGEAR, 1.56" - 2.5"
	062401-10-700	EA CLAMP-HOSE, WORMGEAR 1.08" - 2"
	073194-02-100	EA CLAMP-HOSE, WORMGEAR 32-50 MM
	062401-07-000	EA CLAMP-HOSE, WORMGEAR 5" - 7"
	062401-06-010	EA CLAMP-HOSE, WORMGEAR .22" - .62"
	062401-01-010	EA CLAMP-HOSE, WORMGEAR .25" - 1"
	062401-04-000	EA CLAMP-HOSE, WORMGEAR .80" - 1.25"
	062401-03-001	EA CLAMP-HOSE WORMGEAR, .22" - 1"
	083808-01-000	EA CLAMP-WIRE,DUAL - EQUAL 5/8" DIAMETER
	084382-02-000	EA CLIP-CHRISTMAS TREE, FLAT HEAD
	077953-01-000	EA GROMMET-EDGE LINER, FITS 1"
	023842-01-000	EA GROMMET-RUBBER, 2" OD
	071015-21-000	EA GROMMET - .50"ID, FITS .19" MATERIAL, RUBBER- SPLIT
	008088-01-000	EA HINGE-ALUMINUM, NO HOLES - 11/16" X 72" - UNPAINTED
	056134-02-000	EA HOLDER-RING, 1.5" ID PIPE SIZE - STEEL
	082321-01-000	FT INSULATION-FIBERGLASS, W/ALUMINUM FOIL
	077955-01-000	EA J CLIP-VINYL COATED, 3/8" USED IN WIRING TO CLEARANCE LIGHTS

NUTS AND FASTENERS

KEY	PART NUMBER	U/M DESCRIPTION
	072893-01-000	EA NUTSERT-M6 X 0.8
	077049-01-010	EA NUT-ACORN, 10-32 ALUMINUM
	085084-01-000	EA NUT-ACORN, 1/4 - 20 ALUMINUM
	000D14-05-008	EA NUT-HEX, 5/16-18 - ZN 5
	000D34-04-008	EA NUT-HEX, LK 1/4 - 20 ZN
	000D38-04-008	EA NUT-HEX, SER FLG LK 1/4 - 20 ZN
	000D38-08-008	EA NUT-HEX, SER FLG LK - 1/2-13 ZN
	000D38-06-008	EA NUT-HEX, SER FLG LK - 3/8-16 ZN
	000D38-05-008	EA NUT-HEX, SER FLG LK - 5/16 - 18 ZN
	000D44-07-008	EA NUT-HEX, SER FLG LK - 7/16-20 ZN
	000D24-10-008	EA NUT-HEX, SF LK - 10-32 ZN
	000D34-06-008	EA NUT-HEX LK-3/8-18 GRADE C ZN
	075467-01-000	EA NUT-INVERTED FLARE, 1/4"
	088497-02-000	EA NUT-INVERTED FLARE, 1/4"
	063253-07-000	EA NUT-J, #8A .120 - .130 PNL THK
	044384-02-000	EA NUT-SPEED, FLAT - ROUND
	040821-08-000	EA NUT-SPEED, U TYPE - NO. 8
	040821-04-000	EA NUT-SPEED, U TYPE - NO. 8
	040821-05-000	EA NUT-SPEED, U TYPE - NO.8

1990 WINNEBAGO

TABLE OF CONTENTS

INTRODUCTION	A-01 - A-02
ABBREVIATIONS	A-03
ALPHABETICAL INDEX	A-04 - A-08
WCN31RQ	A-07 - F-12
WCN33RQ	F-13 - K-18

1990 WCN31RQ INDEX

FLOOR PLAN	A-07 - A-08
ACCESSORIES	A-09 - A-20
BATH	A-21 - A-24
BEDROOM	B-01 - B-04
CHASSIS	B-05 - B-14
C C & PAD	B-15 - B-22
DINETTE	B-23 - C-02
DRIVERS	C-03 - C-06
ELECTRICAL	C-07 - C-14
EXTERIOR BODY	C-15 - D-02
GALLEY	D-03 - D-08
HEATING & A/C	D-09 - D-12
INTERIOR FINISH	D-13 - D-17
LABEL	D-18 - E-02
LP	E-03
LOUNGE	E-04 - E-05
SEALANTS & FASTENERS	E-06 - E-08
WATER & SEWAGE	E-09 - E-13
WINDOW, VENT AND	
EXTERIOR DOOR	E-14 - F-12

SEALANTS & FASTENERS GROUP (CONTINUED)

NUTS AND FASTENERS CONT

KEY	PART NUMBER	U/M DESCRIPTION
	044364-01-000	EA NUT-SPEED,FLAT
	084081-01-000	EA NUT-WING, 3/8" X 16 THREAD
	084884-01-000	EA PLU3-BRASS, 3/8"
	000H16-04-08R	EA RIVET-POP, AL 1/8 X .313-.375
	088582-02-000	EA RIVET-T (POP) 1/4X.093-.158
	083729-04-000	EA RIVNUT, 10-32 UNF - .010-.080
	083729-01-000	EA RIVNUT, 1/4 X 20 UNC - .030-.125

SCREWS AND FASTENERS

KEY	PART NUMBER	U/M DESCRIPTION
	000G67-10-24B	EA SCREW, 10-12 X 1 1/2 PPH - ZN
	000G67-10-16P	EA SCREW, 10-12 X 1 PPH - DARK BROWN
	000G67-10-16B	EA SCREW, 10-12 X 1 PPH - ZN
	000G67-10-08B	EA SCREW, 10-12 X 1/2 PPH ZN
	000G67-10-08R	EA SCREW, 10-12 X 1/2 PPH - BEIGE - TYPE A
	000G67-10-12B	EA SCREW, 10-12 X 3/4 - PPH ZN
	000G67-10-10B	EA SCREW, 10-12 X 5/8 PPH ZN - TYPE A
	000G67-10-10R	EA SCREW, 10-12 X 5/8 PPH - TYPE A - BEIGE
	000G67-10-12P	EA SCREW, 10-12 X .75 PPH - DARK BROWN
	049465-01-000	EA SCREW, 10-18 W/WASHER PTH - DARK BROWN
	049465-04-000	EA SCREW, 10-18 X 1 PTH W/WASHER - BEIGE
	000G11-10-16B	EA SCREW, 10-18 X 1 - PPH ZN
	000G11-10-12R	EA SCREW, 10-18 X 3/4 PPH - BEIGE
	000G11-10-12D	EA SCREW, 10-18 X 3/4 PPH - BLACK
	000G68-08-10J	EA SCREW, 8-18 X 5/8 POH - ANTIQUE BRASS
	076790-01-000	EA SCREW, 8-20 X 1 1/4 PPH - BLACK
	000G13-06-16R	EA SCREW, 8-20 X 1 PPH - BEIGE
	000G13-06-08B	EA SCREW, 8-20 X 1/2 PPH ZN
	000G13-06-10G	EA SCREW, 8-20 X 5/8 PPH - ANTIQUE BRASS
	000G11-06-10B	EA SCREW, 8-20 X 5/8 PPH ZN
	000G11-06-10J	EA SCREW, 8-20 X 5/8 PPH - BRASS
	000G11-07-08B	EA SCREW, 7-19 X 1/2 PPH - ZN
	000G13-07-12B	EA SCREW, 7-19 X 3/4 PPH ZN
	000G13-08-16B	EA SCREW, 8-18 X 1 PPH - ZN
	000G11-08-08T	EA SCREW, 8-18 X 1/2 PPH
	000G11-08-08B	EA SCREW, 8-18 X 1/2 PPH ZN
	000G11-08-12B	EA SCREW, 8-18 X 3/4 PPH ZN
	000G11-08-12R	EA SCREW, 8-18 X 3/4 PPH - BEIGE
	000G11-08-12D	EA SCREW, 8-18 X 3/4 PPH - BLACK
	000G11-08-16R	EA SCREW, 8-18X1.00 PPH - BEIGE
	000G67-10-32B	EA SCREW, NO. 10 - 12 X 2 PPH ZN
	000G55-08-12W	EA SCREW, SF/DR-8-18X.75 PPH
	000G67-10-12R	EA SCREW-10-12X.75 PPH BEIGE
	000G67-10-12D	EA SCREW-10-12X.75 PPH TAN
	049465-03-000	EA SCREW-10-18X1 POH W/WASHER
	000G11-10-12S	EA SCREW-10-13X.75 PPH OFF WHITE
	000G51-04-20B	EA SCREW-1/4-20X11/4 PTH TYP 23
	000G57-05-16J	EA SCREW-5-20X1 PPH BRASS
	000G12-08-08T	EA SCREW-6-20 X .50 POH - BLACK
	000G13-08-16J	EA SCREW-6-20X1.00 PPH BRASS
	000G11-08-12P	EA SCREW-8-18X.75.DARK BROWN
	085318-01-000	EA SCREW-8-08BX1/2,CRIMP TITE HD
	000G67-08-32B	EA SCREW-8-15X2 PPH ZN
	000G12-08-16S	EA SCREW-8-18 X 1" POH - OFF WHITE-
	000G11-08-16S	EA SCREW-8-18X1.00 PPH OFF WHITE
	009439-07-000	EA SCREW-8-32X1 1/4 POH,BLACK
	087721-01-000	EA SCREW-FLAT HEAD, TAPPING - 1/4 X 1 1/4 LG ZN
	088763-01-000	EA SCREW-MACH, 10 - 32 X 1/4 PTH
	000G19-10-08B	EA SCREW-MACH, 10-32 X 1/2 PPH ZN
	000G19-10-10B	EA SCREW-MACH, 10-32 X 5/8 - PPH - ZINC
	000G50-04-12B	EA SCREW-MACH, 1/4-20 X 3/4 PPH ZN
	081908-01-000	EA SCREW MACH 6-32X.62 W/W LOCK
	089371-01-000	EA SCREW-MACH 8-32X3 5/16.ZN
	000G19-10-20B	EA SCREW-MACHINE, 10-32 X 1 1/14 PPH ZINK
	000G18-08-16B	EA SCREW-MACHINE, 8 X 32 X 1, PPH ZN
	075008-01-000	EA SCREW-MACH-10-32X.56PTH(SEMS
	000G53-04-08B	EA SCREW-MACH-1/4-20X3/8 PPH ZN
	000G18-08-22B	EA SCREW-MACH-8-32X1 3/8 PPH ZN
	000G39-10-20B	EA SCREW-SF/DR, 10-16 X 1 1/4 PPH ZN

SEALANTS & FASTENERS GROUP (CONTINUED)

SCREWS AND FASTENERS CONT

KEY	PART NUMBER	U/M DESCRIPTION
	000G39-10-12R	EA SCREW-SF/DR, 10-16 X 3/4 PPH - BEIGE
	000G39-10-12D	EA SCREW-SF/DR, 10-16 X 3/4 PPH - BLACK
	000G39-08-16T	EA SCREW-SF/DR, 8-20 X 1 PPH - BLACK
	000G39-08-10T	EA SCREW-SF/DR, 8-20 X 5/8 PPH - BLACK
	000G39-08-24B	EA SCREW-SF/DR, 8-18 X 1 1/2 PPH ZN
	000G39-08-16E	EA SCREW-SF/DR, 8-18 X 1 PPH CHROME
	000G39-08-16B	EA SCREW-SF/DR, 8-18 X 1 PPH ZN
	000G39-08-16T	EA SCREW-SF/DR, 8-18 X 1 PPH - BLACK
	000G55-08-16Z	EA SCREW-SF/DR, 8-18 X 1.00 - BEIGE
	000G39-08-08B	EA SCREW-SF/DR, 8-18 X 1/2 PPH ZN
	000G39-08-32B	EA SCREW-SF/DR, 8-18 X 2 PPH - ZINC
	000G39-08-12B	EA SCREW-SF/DR, 8-18 X 3/4 PPH ZN
	000G39-08-12T	EA SCREW-SF/DR, 8-18 X 3/4 PPH - BLACK
	000G39-08-08B	EA SCREW-SF/DR, 8-18 X 3/8 PPH ZN
	000380-10-28T	EA SCREW-SF/DR,10-16X1.75
	000G39-08-16R	EA SCREW-SF/DR 8-18X1.00 PPH BEIGE
	000G39-08-06R	EA SCREW-SF/DR-8-18X1/2 PPH
	079382-01-000	EA SCREW-SOCKET, 8-18 X 1" - BLACK

SEALERS AND FASTENERS

KEY	PART NUMBER	U/M DESCRIPTION
	106205 01 000	EA SEALER-PUMPABLE
	088640-02-000	FT SEALER-RIBBON, 1/2" X 1/8" - INCREMENTS OF 30'
	088640-09-000	FT SEALER-RIBBON, 1/32" X 2 1/2"
	088640-01-000	FT SEALER-RIBBON, 1/4" DIAMETER - INCREMENTS OF 20'
	088640-03-000	FT SEALER-RIBBON, 3/4" X 1/8" - INCREMENTS OF 80'
	088640-06-000	FT SEALER-RIBBON, 5/16" DIAMETER - INCREMENTS OF 25'
	081255-03-000	FT SEAL-FOAM, 1/4 X 3/16 ROLL
	081255-01-000	FT SEAL-FOAM, 3.2MM X 4.8MM
	080340-01-000	FT SEAL-FOAM, CLOSED CELL - 1/4" X 1/2" X 50'
	053752-01-000	GL SEAM SEALER-5 GAL ALUMINUM
	034552-04-000	EA SILICONE-TUBE, 300 ML - BEIGE
	034552-02-000	EA SILICONE-TUBE, 300 ML - CLEAR
	008401-01-000	EA STRAP-CONDUIT, 3/4" - 1 HOLE - GALVANIZED STEEL

TAPES AND FASTENERS

KEY	PART NUMBER	U/M DESCRIPTION
	100028-01-000	FT TAPE-ADHESIVE, .031" X .75" WIDE
	004363-01-000	FT TAPE-ADHESIVE FOAM, 1 SIDE - 3/16" X 1/2" - GRAY
	083071-01-000	FT TAPE-BONDING, DOUBLE SIDED - 1/64" X 2"
	083071-01-000	FT TAPE-BONDING, DOUBLE SIDED - 1/64" X 2"
	076322-03-000	FT TAPE-FOAM, DOUBLE COATED - .045" X .5"
	088244-01-000	FT TAPE-FOAM, VINYL COATED - 2" WIDE - INCREMENT'S OF 108 FT
	009200-01-000	EA TAPE-FURNACE, 1 1/2"
	087691-01-000	EA TAPE-MASKING, WEATHER RESISTANT
	008343-02-000	EA TIE-WIRE, 14"
	008343-01-000	EA TIE-WIRE, 6"

WASHERS AND FASTENERS

KEY	PART NUMBER	U/M DESCRIPTION
	077071-01-000	EA WASHER-FENDER, 3/16" ID X 1" OD
	000E13-14-00B	EA WASHER-FL, 1/4" WIDE ZN
	000E13-11-00B	EA WASHER-FL, 3/16" WIDE ZN
	000E13-17-00B	EA WASHER-FL-3/8 AR ZN

1990 WINNEBAGO
TABLE OF CONTENTS

INTRODUCTION	A-01 -	A-02
ABBREVIATIONS		A-03
ALPHABETICAL INDEX	A-04 -	A-08
WCN31RQ	A-07 -	F-12
WCN33RQ	F-13 -	K-18

1990 WCN31RQ INDEX

FLOOR PLAN	A-07 -	A-08
ACCESSORIES	A-20 -	A-20
BATH	A-21 -	A-24
BEDROOM	B-01 -	B-04
CHASSIS	B-05 -	B-14
C C & PAD	B-15 -	B-22
DINETTE	B-23 -	C-02
DRIVERS	C-03 -	C-06
ELECTRICAL	C-07 -	C-14
EXTERIOR BODY	C-15 -	D-02
GALLEY	D-03 -	D-08
HEATING & A/C	D-09 -	D-12
INTERIOR FINISH	D-13 -	D-17
LABEL	D-18 -	E-02
LP		E-03
LOUNGE	E-04 -	E-06
SEALANTS & FASTENERS	E-08 -	E-08
WATER & SEWAGE	E-09 -	E-13
WINDOW, VENT AND		
EXTERIOR DOOR	E-14 -	F-12

WATER & SEWAGE GROUP GROUP
WATER SYSTEM

KEY PART NUMBER	U/M DESCRIPTION
038522-02-000	EA CAP-BRASS, 1/2" FLARE
052959-02-000	EA CONNECTOR, 1/2" F X 1/2" MPT - PLASTIC - GRAY
083193-02-000	EA DRAIN VALVE-IN LINE, HEADER - 1/2" MPT X 1/2" F X 1/2" M
052957-02-000	EA ELBOW-MALE, 1/2" F X 1/2" MPT - PLASTIC - GRAY
085120-01-000	EA ELBOW-SWIVEL, 1/2" FPT X 1/2" FLARE - PLASTIC - GRAY
103108-01-000	EA FAUCET-EXTERNAL WATER 90 DEG
087859-04-000	EA FILL-WATER, CITY - OFF WHITE
071015-08-000	EA GROMMET-1.75" ID, FITS .06" MATERIAL, RUBBER
052952-01-000	EA NUT-PLASTIC, 1/2" F X 1/2" TUBE - PLASTIC - GRAY
052958-01-000	EA TEE-1/2" F X 1/2" MPT X 1/2" F - PLASTIC
038800-01-000	FT TUBING-POLYBUTYL, 1/2" OD - INCREMENTS OF 20' - BLACK
088941-01-000	EA VACUUM BREAKER-3/4 FPT X 3/4 MPT
045128-01-000	EA VALVE-DRAIN, PLASTIC - 1/2" FPT

FRESHWATER TANK-23 GALLON

KEY PART NUMBER	U/M DESCRIPTION
084116-02-000	EA TANK-WATER, W/FITTINGS - 23 GALLON - 18.4" X 33.6" X 10"
084116-01-000	EA TANK-WATER, 23 GAL - W/O FITTINGS - 18.4" X 33.6" X 10"
052957-04-000	EA ELBOW-5/8" F X 3/4" MPT
052957-02-000	EA ELBOW-MALE, 1/2" F X 1/2" MPT - PLASTIC - GRAY
077954-02-000	EA FILTER-WATER TANK, SCREEN IN TANK
042989-06-000	EA FITTING-SPINWELD, PLASTIC - 3/4 FPT
042989-05-000	EA FITTING-WATER TANK, SPINWELD - 1/2" FPT - PLASTIC - WHITE
049032-01-000	EA PATCH-SPINWELD, 3/8" - PLASTIC
038861-01-000	EA SENDING UNIT W/SCREW, WASHER, WELL NUT AND TERMINAL RING

FRESHWATER TANK-18 GALLON

KEY PART NUMBER	U/M DESCRIPTION
053520-08-000	EA TANK-WATER, W/FITTINGS - 18 GALLON - 17.2" X 27" X 10"
053520-01-000	EA TANK-WATER, 18 GALLON - W/O FITTINGS - 17.2" X 27" X 10"
052957-04-000	EA ELBOW-5/8" F X 3/4" MPT
077954-02-000	EA FILTER-WATER TANK, SCREEN IN TANK
042989-06-000	EA FITTING-SPINWELD, PLASTIC - 3/4 FPT
042989-05-000	EA FITTING-WATER TANK, SPINWELD - 1/2" FPT - PLASTIC - WHITE
049032-01-000	EA PATCH-SPINWELD, 3/8" - PLASTIC
052955-01-000	EA TEE-WATER, 1/2" F X 1/2" F X 1/2" MPT - PLASTIC - GRAY

WATER SYSTEM

KEY PART NUMBER	U/M DESCRIPTION
045729-01-701	EA BASEPLATE-KIT, SHURFLOW® 94-052
088807-01-705	EA CHECK VALVE-KIT, SHURFLOW® 94-237-00
045729-01-702	EA DIAPHRAGM-KIT, SHURFLOW® 94-213-00
088807-01-702	EA DIAPHRAGM-KIT, SHURFLOW® 94-233-10
088807-01-701	EA DRIVE ASM, SHURFLOW® 94-234-03
075241-05-000	EA FAUCET-SHOWER, BONE
088807-01-704	EA HOUSING-UPPER, SHURFLOW® 94-231-01
045729-01-707	EA LOWER-HOUSING, SHURFLO 94-017-01
045729-01-700	EA MOTOR, SHURFLO 11-021
088807-01-707	EA MOTOR/BASEPLATE REPLACEMENT, SHURFLOW® 94-234-03
088807-01-700	EA PUMPHEAD-REPLACEMENT, SHURFLOW® 94-236-08
045729-01-706	EA PUMPHEAD-SHURFLOW® 94-058-11
088807-01-000	EA PUMP-WATER, 2.8 GPM - SHUR FLO
088807-02-000	EA PUMP-WATER, 2.8 GPM - W/1/2" MPT FITTINGS - CANADIAN
011048-05-000	EA SHOWER HEAD-W/80" HOSE, W/O VACUUM BREAKER - CANADIAN
088807-01-706	EA SWITCH ASM-COMLETE, SHURFLOW® 94-230-00
045729-01-705	EA SWITCH CAP KIT W/SWITCH-SHURFLOW® 94-255-01
045729-01-704	EA UPPER HOUSING-SHURFLOW® 94-025-00
088807-01-703	EA VALVE ASM, SHURFLOW® 94-232-00
045729-01-703	EA VALVE ASM-KIT, SHURFLOW® 94-110

WATER & SEWAGE GROUP (CONTINUED)
WATER PURIFICATION OPTION L288

KEY PART NUMBER	U/M DESCRIPTION
079317-01-000	EA ADAPTER-SWIVEL, 1/2" TUBE X 1/2" FPT - PLASTIC - GRAY
087200-02-000	EA CARTRIDGE-WATER FILTER, EVERPURE 9801-11
052959-02-000	EA CONNECTOR, 1/2" F X 1/2" MPT - PLASTIC - GRAY
052957-01-000	EA ELBOW-PLASTIC, 1/2" F X 3/8" MPT
085120-01-000	EA ELBOW-SWIVEL, 1/2" FPT X 1/2" FLARE - PLASTIC - GRAY
087200-01-000	EA FILTER-WATER PURIFICATION, EVERPURE OC2-AC
052952-01-000	EA NUT-PLASTIC, 1/2" F X 1/2" TUBE - PLASTIC - GRAY
038800-01-000	FT TUBING-POLYBUTYL, 1/2" OD - INCREMENTS OF 20' - BLACK
091208-01-000	EA WASHER-RUBBER, .06" X .75" X .5"

WATER HEATER BYPASS VALVE OPTION L83J

KEY PART NUMBER	U/M DESCRIPTION
038800-01-000	FT TUBING-POLYBUTYL, 1/2" OD - INCREMENTS OF 20' - BLACK
052952-01-000	EA NUT-PLASTIC, 1/2" F X 1/2" TUBE - PLASTIC - GRAY
052957-02-000	EA ELBOW-MALE, 1/2" F X 1/2" MPT - PLASTIC - GRAY
052958-01-000	EA TEE, 1/2" F X 1/2" F X 1/2" F - PLASTIC - GRAY
089729-01-000	EA BYPASS KIT-WATER HEATER

WATER HEATER W/MOTOR AID & REAR HEATER OPTION L811

KEY PART NUMBER	U/M DESCRIPTION
051393-01-000	EA WATER HEATER-W/MOTOR AID, PILOTLESS IGNITION
	ATWOOD GH8-4E OR GH8-6E
051393-01-700	EA TANK-INNER, 3E FRONT MOUNT - ATWOOD® 91023
051393-01-701	EA SWITCH PACKAGE-ATWOOD® 91958
051393-01-702	EA SWITCH-ENERGY CUT-OFF, ATWOOD® 91951
051393-01-703	EA THERMOSTAT-REAR MOUNT, ATWOOD® 91952
051393-01-704	EA CIRCUIT BOARD-W/BLACK BOX, ATWOOD® 91420
051393-01-705	EA ORIFICE HOLDER-ATWOOD® 91925
051393-01-716	EA PROBE & SPARK ASM, ATWOOD® 91806
051391-01-708	EA BURNER-MAIN, 3E ONLY - ATWOOD® 92615
051393-01-718	EA VALVE-DUAL SOLENOID, ATWOOD® 91805
051393-01-713	EA BRACKET-CORNER, PACKAGE OF 4 - ATWOOD® 91838
051393-01-714	EA TANK-INNER (GH8-3E), REAR MOUNT - ATWOOD® 91408
051393-01-718	EA SPARK & PROBE ASM, ATWOOD® 91806
051393-01-718	EA VALVE-DUAL SOLENOID, ATWOOD® 91805
051393-01-704	EA CIRCUIT BOARD
051393-01-720	EA KNOB-TEMPERATURE, ATWOOD® 92310
051393-01-721	EA ECO-THERMOSTAT ASM-FRONT MOUNT, 140 DEGREE - ATWOOD® 91447
051393-01-722	EA GAS IGNITION FIELD TESTER-MODEL 05-080224-001
082401-01-000	EA CLAMP-HOSE, WORMGEAR .25" - 1"
079059-01-000	EA HOSE-90 DEGREE, .61" ID X 4" X 36"
083081-01-000	EA HOSE-FORMED
088753-01-000	FT TUBE-ALUMINIZED STEEL, 5/8" - 18 GAUGE
010227-01-000	EA TEE-PLASTIC, BARB 5/8" OR 3/4" HOSE
062401-01-000	EA CLAMP-HOSE, WORMGEAR .25" - 1"
062401-04-000	EA CLAMP-HOSE, WORMGEAR .68" - 1.25"

1990 WINNEBAGO
TABLE OF CONTENTS

INTRODUCTION	A-01 -	A-02
ABBREVIATIONS		A-03
ALPHABETICAL INDEX	A-04 -	A-08
WCN31RQ	A-07 -	F-12
WCN33RQ	F-13 -	K-18

1990 WCN31RQ INDEX

FLOOR PLAN	A-07 -	A-08
ACCESSORIES	A-09 -	A-20
BATH	A-21 -	A-24
BEDROOM	B-01 -	B-04
CHASSIS	B-05 -	B-14
C C & PAD	B-15 -	B-22
DINETTE	B-23 -	C-02
DRIVERS	C-03 -	C-06
ELECTRICAL	C-07 -	C-14
EXTERIOR BODY	C-15 -	D-02
GALLEY	D-03 -	D-08
HEATING & A/C	D-09 -	D-12
INTERIOR FINISH	D-13 -	D-17
LABEL	D-18 -	E-02
LP		E-03
LOUNGE	E-04 -	E-05
SEALANTS & FASTENERS	E-06 -	E-08
WATER & SEWAGE	E-09 -	E-13
WINDOW, VENT AND		
EXTERIOR DOOR	E-14 -	F-12

WATER & SEWAGE GROUP (CONTINUED)

WATER PUMPS

KEY PART NUMBER	U/M DESCRIPTION
045729-01-000	EA PUMP-WATER, W/5MPT FITTINGS - FLOW 2.8 GPM - SHURFLOW PUMP HAS BEEN REPLACED BY 098607-01-000 FROM: 00-00-00 THRU: 09-17-90
045729-01-700	EA MOTOR, SHURFLO 11-021
045729-01-701	EA BASEPLATE-KIT, SHURFLOW# 94-052
045729-01-702	EA DIAPHRAGM-KIT, SHURFLOW# 94-213-00
045729-01-703	EA VALVE ASM-KIT, SHURFLOW# 94-110
045729-01-704	EA UPPER HOUSING-SHURFLOW# 94-025-00
045729-01-705	EA SWITCH CAP KIT W/SWITCH-SHURFLO# 94-255-01
045729-01-706	EA PUMPHEAD-SHURFLOW# 94-058-11
045729-01-707	EA LOWER-HOUSING, SHURFLO 94-017-01
098607-01-000	EA PUMP-WATER, W/5MPT FITTING - FLOW 2.8 GPM - UL FROM: 09-18-89 THRU: 99-99-99
098607-01-700	EA PUMPHEAD-REPLACEMENT, SHURFLOW# 94-236-08
098607-01-701	EA DRIVE ASM, SHURFLOW# 94-234-03
098607-01-702	EA DIAPHRAGM-KIT, SHURFLOW# 94-233-10
098607-01-703	EA VALVE ASM, SHURFLOW# 94-232-00
098607-01-704	EA HOUSING-UPPER, SHURFLOW# 94-231-01
098607-01-705	EA CHECK VALVE-KIT, SHURFLOW# 94-237-00
098607-01-707	EA MOTOR/BASEPLATE REPLACEMENT, SHURFLOW# 94-234-03

WATER HEATER

KEY PART NUMBER	U/M DESCRIPTION
051391-03-000	EA HEATER-WATER, W/ELECTRIC IGNITION - ATWOOD G6A-3E
051391-01-700	EA HINGE KIT-W/CLIP, ATWOOD # 92568 & 92559
051391-03-700	EA TANK-INNER (G6A-3E), REAR MT - ATWOOD# 91409
051391-01-704	EA VALVE-RELIEF, 1/2" FITTING - ATWOOD# 91604
051391-01-705	EA FASTENER-CAMLOC, ATWOOD# 92609
051391-01-706	EA GRILLE-EXHAUST, ATWOOD# 92787 - 3E ONLY
051391-01-708	EA BURNER-MAIN, 3E ONLY - ATWOOD# 92615
051391-01-710	EA ORIFICE-MAIN BURNER, ATWOOD# 92742
051391-04-701	EA THERMOSTAT 12 VDC-120 PRESET, ATWOOD# 91470 - FRONT MOUNT ONLY
051391-01-715	EA DRAIN PLUG, ATWOOD# 91561
052009-02-000	EA DOOR-WATER HEATER, ATWOOD 5576-27 - BEIGE

WATER SYSTEM COMPONENTS CONTINUED TO FAUCETS

KEY PART NUMBER	U/M DESCRIPTION
079317-01-000	EA ADAPTER-SWIVEL, 1/2" TUBE X 1/2" FPT - PLASTIC - GRAY
062401-03-000	EA CLAMP-HOSE WORMGEAR, 22" - 1"
052959-03-000	EA CONNECTOR, 1/2" F X 3/8" MPT - PLASTIC - GRAY
052959-03-000	EA CONNECTOR, 1/2" F X 3/8" MPT - PLASTIC - GRAY
052960-01-000	EA DRAIN VALVE-IN LINE, HEADER - 1/2" F X 1/2" F - GRAY PLASTIC
052957-02-000	EA ELBOW-MALE, 1/2" F X 1/2" MPT - PLASTIC - GRAY
052957-01-000	EA ELBOW-PLASTIC, 1/2" F X 3/8" MPT
065120-01-000	EA ELBOW-SWIVEL, 1/2" FPT X 1/2" FLARE - PLASTIC - GRAY
057457-01-000	EA ELBOW-UNION, 1/2" X 1/2" FLARE
064952-01-000	EA FAUCET-GALLEY
075240-05-000	EA FAUCET-LAVATORY, BRASS
075241-04-000	EA FAUCET-SHOWER, BRASS
091253-01-000	EA GASKET-FAUCET, LAVATORY
011048-02-000	EA HEAD-SHOWER, W/60" HOSE
052953-01-000	EA NUT-FAUCET, 1/2" TUBE X 1/2" FPT - PLASTIC - GRAY
052952-01-000	EA NUT-PLASTIC, 1/2" F X 1/2" TUBE - PLASTIC - GRAY
052952-02-000	EA NUT-PLASTIC, 5/8" FLARE
052958-01-000	EA TEE, 1/2" F X 1/2" F X 1/2" F - PLASTIC - GRAY
093217-01-000	EA TEE-SWIVEL, 1/2" - PLASTIC
052955-01-000	EA TEE-WATER, 1/2" F X 1/2" F X 1/2" MPT - PLASTIC - GRAY
039800-02-000	FT TUBING-POLYBUTY, 5/8" OD - INCREMENTS OF 20" - BLACK
039800-01-000	FT TUBING-POLYBUTYL, 1/2" OD - INCREMENTS OF 20" - BLACK
091208-01-000	EA WASHER-RUBBER, .06" X .75" X .5"

WATER & SEWAGE GROUP (CONTINUED)

DRAINAGE SYSTEM

WASTE WATER HOLDING TANK

KEY PART NUMBER	U/M DESCRIPTION
092271-01-000	EA TANK-HOLDING, W/O GROMMETS - 30 GL - 16.6" X 59.9" X 9.7" FROM: 00-00-00 THRU: 09-30-90
101787-01-000	EA TANK-HOLDING, W/O GROMMETS - 42 GL - 24.6" X 59.9" X 8.8" FROM: 10-01-90 THRU: 99-99-99
061607-01-000	EA GROMMET-HOLDING TANK, 1 1/2" NPS
039861-01-000	EA SENDING UNIT W/SCREW, WASHER, WELL NUT AND TERMINAL RING

SEWAGE HOLDING TANK

KEY PART NUMBER	U/M DESCRIPTION
092272-01-000	EA TANK-HOLDING, W/O GROMMETS - 50 GL - 25.8" X 59.9" X 18.6" FROM: 00-00-00 THRU: 09-30-90
101786-01-000	EA TANK-HOLDING, W/O GROMMETS - 38 GL - 21.6" X 59.9" X 8.7" FROM: 10-01-90 THRU: 99-99-99
061607-01-000	EA GROMMET-HOLDING TANK, 1 1/2" NPS
061607-02-000	EA GROMMET-HOLDING TANK, 3" NPS
039861-01-000	EA SENDING UNIT W/SCREW, WASHER, WELL NUT AND TERMINAL RING

DRAINAGE VALVES & HOSE

KEY PART NUMBER	U/M DESCRIPTION
062422-01-000	EA ADAPTER-OFFSET REDUCER, 3" X 1 1/2" - PLASTIC - BLACK
093592-01-000	EA ADAPTER-PLASTIC, SEWER HOSE - 45 DEGREE
099330-01-000	EA ADAPTER-SEWER HOSE END
062415-01-000	EA CAP-SEWER, 3" DIAMETER
078406-01-000	EA COUPLER-RUBBER, W/CLAMPS - 3" X 3"
062419-02-700	EA HANDLE ONLY - FOR EXTENSION ROD
010201-02-000	EA HOSE-SEWER, 3 ID X 20 FEET
070916-01-701	EA VALVE ONLY, 1 1/2"
070916-01-700	EA VALVE ONLY, 3"
070916-01-000	EA VALVE-DUAL DUMP, W/CAP - 3" X 1 1/2" - PLASTIC - BLACK
083558-01-000	EA VENT-PLUMBING PIPE ROOF, W/COVER - BEIGE

SINK

KEY PART NUMBER	U/M DESCRIPTION
057671-01-000	EA COVER-SCREW, #8 - PLASTIC - OFF WHITE
093526-01-000	EA SINK-DOUBLE, STAINLESS STEEL - 13" X 25"
098927-01-01A	EA SINK-LAVATORY, RECTANGULAR - PLASTIC - BONE
098927-01-700	EA SINK-STOPPER
092303-01-000	EA STRAINER-SINK
098927-01-701	EA TAILPIECE-SINK

1990 WINNEBAGO TABLE OF CONTENTS

INTRODUCTION	A-01 - A-02
ABBREVIATIONS	A-03
ALPHABETICAL INDEX	A-04 - A-08
WCN31RQ	A-07 - F-12
WCN33RQ	F-13 - K-18

1990 WCN31RQ INDEX

FLOOR PLAN	A-07 - A-08
ACCESSORIES	A-09 - A-20
BATH	A-21 - A-24
BEDROOM	B-01 - B-04
CHASSIS	B-05 - B-14
C C & PAD	B-15 - B-22
DINETTE	B-23 - C-02
DRIVERS	C-03 - C-08
ELECTRICAL	C-07 - C-14
EXTERIOR BODY	C-15 - D-02
GALLEY	D-03 - D-08
HEATING & A/C	D-09 - D-12
INTERIOR FINISH	D-13 - D-17
LABEL	D-18 - E-02
LP	E-03
LOUNGE	E-04 - E-05
SEALANTS & FASTENERS	E-06 - E-08
WATER & SEWAGE	E-09 - E-13
WINDOW, VENT AND	
EXTERIOR DOOR	E-14 - F-12

WATER & SEWAGE GROUP (CONTINUED)

SHOWER PAN

KEY PART NUMBER	UM DESCRIPTION
M02030-10-Y12	EA PAN-SHOWER, W/STRAINER & TAILPIECE
088729-01-000	EA STRAINER-TUB/SHOWER DRAIN
088840-01-000	FT SEALER-RIBBON, 1/4" DIAMETER - INCREMENTS OF 20"
089735-01-000	EA WASHER-STRAINER TO TAILPIECE PLASTIC, 1.5"
011089-04-007	EA TAILPIECE, 1 1/2 X 1 1/4 X 8 - BRASS
086436-01-000	EA NUT-SLIP, TAILPIECE - 1.5"
011091-02-000	EA PIPE DRAIN, DOUBLE SINK - BAFFLE TEE - 1 1/2"
	ONE PIPE WTEE TO DRAIN BOTH SIDES CF SINK
011086-03-000	EA P-TRAP, 1 1/2" TRAP X 1 1/4" SOCKET - PLASTIC
079888-01-000	EA VENT-MECH. TRAP ARM, ANTI-SIPHON - 2" DIA. X 7.3' - PLASTIC
010166-01-000	EA PLUG-THREADED, 1 1/4" DIAMETER - PLASTIC - BLACK
031111-01-000	EA ELBOW-90 DEGREE, 1/4" BEND - 1 1/4" - PLASTIC
010122-01-000	EA BUSHING-REDUCER, 1 1/2"SMOOTH X 1 1/4"THREAD - BLACK PLASTIC
010121-01-000	EA BUSHING-REDUCER, 1 1/2"SMOOTH X 1 1/4"HUB - PLASTIC - BLACK
010115-01-000	EA COUPLING-1 1/2" HUB X HUB, PLASTIC
010079-01-000	EA TEE-SANITARY, 1 1/2"H X 1 1/2"H X 1 1/4"H - PLASTIC - BLACK
010073-01-000	EA WYE-45 DEGREE, 1 1/2" HUB X HUB X HUB - PLASTIC - BLACK
033781-01-000	EA ELBOW-TURN, 25" BEND X 1.5"HUB X 1.5"SPIGOT - BLACK PLASTIC
034250-01-000	EA ELBOW-90 DEGREE, LONG TURN - 1 1/2" HUB X HUB - ABS
010072-01-000	EA TEE-SANITARY, 1 1/2" H X 1 1/4" H X 1 1/2" H - PLASTIC
010071-01-000	EA TEE-SANITARY, 1 1/2" HUB X HUB X HUB - PLASTIC - BLACK
004020-01-000	QT ADHESIVE-ABS CEMENT
010008-01-000	EA ELBOW-45 DEG, 1/8" BEND - 1 1/2" HUB X HUB - BLACK PLASTIC
010008-01-000	EA ELBOW-90 DEG, 1/4" BEND - 1 1/2" HUB X HUB - BLACK PLASTIC
010051-01-000	EA ELBOW-45 DEG BEND, 1 1/2" SPIGOT AND HUB - PLASTIC - BLACK
010061-01-000	EA ELBOW-45 DEGREE, STREET - 1/8" BEND - 3" S X H - PLASTIC

TOILET

KEY PART NUMBER	UM DESCRIPTION
700011-14-003	EA BREAKER VACUUM WHT, THETFORD 8200
087487-01-702	EA CLAMP, THETFORD 03752
063641-01-000	EA FLANGE-CLOSET, 4" X 3"
084076-01-701	EA MECHANISM STAIRLIGHT IVORY, THETFORD 14822 AFT 3/85
038341-01-700	EA MECH-ASM-SH SL & SH GL & GH, THETFORD 15283
038341-02-705	EA MOUNTING PKG A.M., 08875
038341-02-703	EA PLUG-HOLE IVORY, THETFORD 03885-10
038341-02-704	EA SEAT & CYR SET SL & SH NEWSTYLE, THETFORD 08855
084076-01-000	EA TOILET-THETFORD, MODEL 50 - 15.6" X 18.9" X 11.1" - IVORY
087487-01-701	EA WATER SAVER PKG., THETFORD 08893

WINDOW, VENT & EXTERIOR DOOR GROUP

VENTILATOR FAN OPTION L41M

KEY PARTNUMBER	UM DESCRIPTION
084079-08-000	EA VENT-EXHAUST, POWERED - OFF WHITE - FANTASTIC VENT
084079-01-700	EA VENT COVER - FANTASTIC 1020-19
084079-01-701	EA SCREEN ASM WHITE - FANTASTIC 1030-80
084079-01-702	EA ARM LIFT ASM
084079-01-703	EA CRANK, EXTERIOR
084079-01-704	EA FAN BLADE
084079-01-705	EA MOTOR
084079-01-706	EA 12 VOLT PLUG
084079-01-707	EA SAFETY SWITCH - FANTASTIC 1120.00
084079-01-708	EA REVERSE SWITCH - FANTASTIC 1130.09
084079-01-709	EA SWITCH ON & OFF (MAIN POWER) - FANTASTIC - 1100.00
084079-01-710	EA THERMOSTAT - FANTASTIC 1140.00
084079-01-711	EA H-MOLDING (MOTOR MOUNT)

CANADIAN OPTION L285

KEY PARTNUMBER	UM DESCRIPTION
064469-08-000	EA VENT-ROOF, POWERED - 14" X 14" - 12V - CANADIAN
064469-03-702	EA LID-VENT WHITE
064469-03-706	EA LIFT MECHANISM
048648-01-000	EA MOTOR-ROOF VENT, 1/8 SHAFT - 12V
048649-01-000	EA FAN-ROOF VENT, 6 BLADES - 6"
064469-07-700	EA GARNISH-VENT TRIM
009439-01-000	EA CRANK HANDLE-ROOF VENT

ENGINE COMPARTMENT

KEY PARTNUMBER	UM DESCRIPTION
088527-01-000	EA DOOR-CIRCUIT BREAKERS, UNDER HOOD - METAL - BLACK
088527-02-000	EA DOOR-FUSES, UNDER HOOD - METAL - BLACK
088196-01-000	EA LATCH-1/4 TURN, T-BAR
083674-01-000	EA PLATE-CIRCUIT BREAKER, HOUSE

SKYLIGHT

KEY PARTNUMBER	UM DESCRIPTION
077902-01-000	EA COLLAR-SKYLITE
080910-01-000	EA COVER-SKYLITE, OUTER - 15.25" X 22.25" - PLASTIC
081171-01-000	EA TRIM-SKYLITE, OUTER - MILL FINISHED

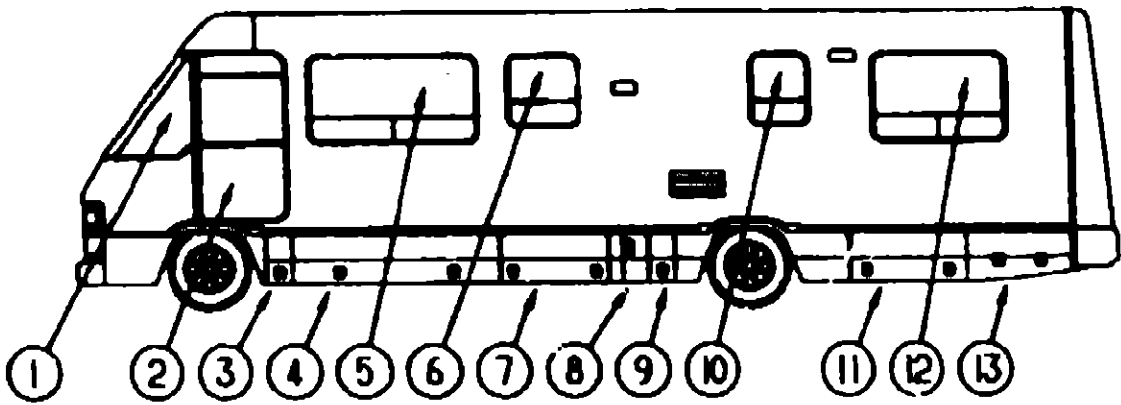
1990 WINNEBAGO TABLE OF CONTENTS

INTRODUCTION	A-01 -	A-02
ABBREVIATIONS		A-03
ALPHABETICAL INDEX	A-04 -	A-05
WCN31RQ	A-07 -	F-12
WCN33RQ	F-13 -	K-18

1990 WCN31RQ INDEX


FLOOR PLAN	A-07 -	A-08
ACCESSORIES	A-09 -	A-20
BATH	A-21 -	A-24
BEDROOM	B-01 -	B-04
CHASSIS	B-05 -	B-14
C C & PAD	B-15 -	B-22
DINETTE	B-23 -	C-02
DRIVERS	C-03 -	C-06
ELECTRICAL	C-07 -	C-14
EXTERIOR BODY	C-15 -	D-02
GALLEY	D-03 -	D-08
HEATING & A/C	D-09 -	D-12
INTERIOR FINISH	D-13 -	D-17
LABEL	D-18 -	E-02
LP		E-03
LOUNGE	E-04 -	E-05
SEALANTS & FASTENERS	E-06 -	E-08
WATER & SEWAGE	E-09 -	E-13
WINDOW, VENT AND EXTERIOR DOOR	E-14 -	F-12

WINDOW, VENT & EXTERIOR DOOR GROUP (CONTINUED)



DRIVER SIDE WINDOWS & DOORS

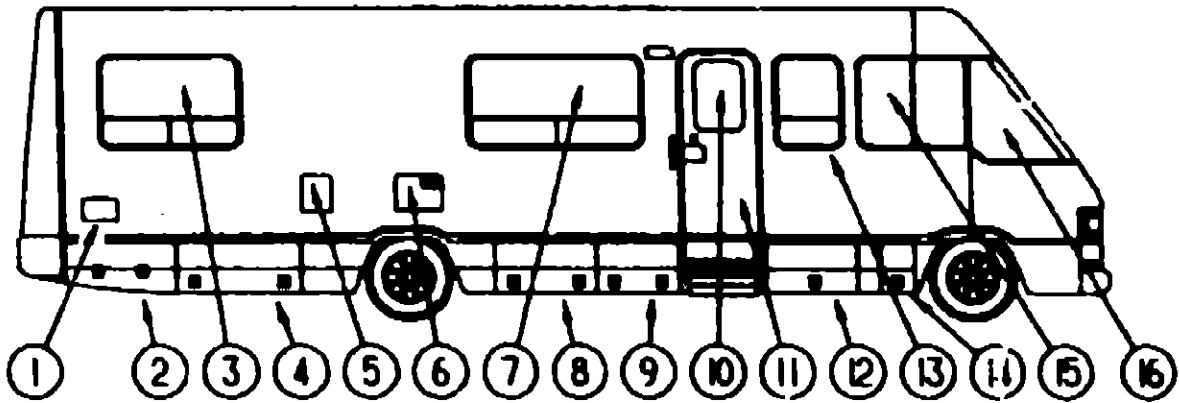
KEY PART NUMBER	U/M DESCRIPTION
1 091953-04-000	EA GLASS-CORNER VENT, DRIVER
2 M97816-02-AB6	EA DOOR-DRIVER
3 092481-03-B07	EA DOOR-STORAGE/BATTERY, W/LATCHES - 19.4" X 9.5
4 092481-04-B07	EA DOOR-STORAGE, W/LATCHES - 19.4" X 78.3" - BEIGE
5 092234-03-Y12	EA WINDOW-TIPOUT, DOUBLE - W/O INSIDE FRAME - 31.5" X 60.9"
6 092235-09-Y12	EA WINDOW-TIPOUT, W/O INSIDE FRAME - 25.5" X 25.4"
7 092481-04-B07	EA DOOR-STORAGE, W/LATCHES - 19.4" X 29.5" - BEIGE
8 093028-06-AB6	EA DOOR-FURNACE VENT, 19.4" X 15.8" - BEIGE
9 092481-03-B07	EA DOOR-STORAGE/WATER CENTER, W/LATCHES - 19.4" X 9.5
094103-01-000	EA DOOR-REFRIGERATOR, VENTED W/O JAMB - BEIGE
094104-01-700	EA LOCK-MALE, FASTENER - REFRIGERATOR DOOR
094104-01-701	EA LOCK-FEMALE, FASTENER - REFRIGERATOR DOOR
094104-01-000	EA JAMB-DOOR, VENTED REFRIGERATOR - BEIGE
10 092235-10-Y12	EA WINDOW-TIPOUT, W/O INSIDE FRAME - 15.8" X 25.5"
11 092481-08-B07	EA DOOR-STORAGE/SEWAGE TANK, W/LATCHES - 19.4" X 43.7" - BEIGE
12 092234-01-Y12	EA WINDOW-TIPOUT, DOUBLE - W/O INSIDE FRAME - 31.5" X 60.9"
13 092630-02-B07	EA DOOR-STORAGE/GENERATOR, W/LATCHES - 40" TAPERED - BEIGE



BACKWALL ESCAPE WINDOW AND DOORS

KEY PART NUMBER	U/M DESCRIPTION
1 092981-01-Y10	EA DOOR-COMPARTMENT, W/LOCK & KEY - 15.3" X 25.6" - BEIGE
2 097985-04-Y12	EA WINDOW-ESCAPE, W/O INSIDE FRAME - 30.2" X 46.8"
3 092982-01-Y10	EA DOOR-SPARE TIRE, W/LOCKS - 28.6" X 41.3" - BEIGE

WINDOW, VENT & EXTERIOR DOOR GROUP (CONTINUED)



PASSENGER SIDE WINDOWS & DOORS

KEY PART NUMBER	U/M DESCRIPTION
1 103173-02-01A	EA DOOR / JAMB - EXTERIOR SHOWER - WASHDOWN
2 092630-01-B07	EA DOOR-STORAGE, W/LATCHES - 40" TAPERED - BEIGE
3 092234-01-Y12	EA WINDOW-TIPOUT, DOUBLE - W/O INSIDE FRAME - 31.5" X 60.9"
4 092481-02-B07	EA DOOR-STORAGE/SEWAGE TANK, W/LATCHES - 19.4" X 43.7" - BEIGE
5 078010-04-000	EA DOOR-FUEL FILL W/ JAMB - BEIGE
6 052009-02-000	EA DOOR-WATER HEATER, ATWOOD 5576-27 - BEIGE
7 092234-03-Y12	EA WINDOW-TIPOUT, DOUBLE - W/O INSIDE FRAME - 31.5" X 60.9"
8 092481-02-Y10	EA DOOR-STORAGE/SEWAGE, W/LATCHES - 19.4" X 43.7" - BEIGE
9 092481-05-B07	EA DOOR-LP, W/LATCHES - 19.4" X 29.5" - BEIGE
10 079733-04-T09	EA WINDOW-PICTURE, W/O INSIDE FRAME - 17" X 25"
11 M01870-50-B07	EA DOOR-ENTRY, W/JAMB AND SCREEN DOOR
12 092481-04-B07	EA DOOR-STORAGE, W/LATCHES - 19.4" X 29.5" - BEIGE
13 092235-06-Y12	EA WINDOW-TIPOUT, SINGLE - W/O INSIDE FRAME - 31.6" X 22.8"
14 092481-03-B07	EA DOOR-STORAGE/BATTERY, W/LATCHES - 19.4" X 9.5
15 093703-01-Y10	EA WINDOW-SLIDING, W/O INSIDE FRAME
16 091953-03-000	EA GLASS-CORNER VENT, PASSENGER

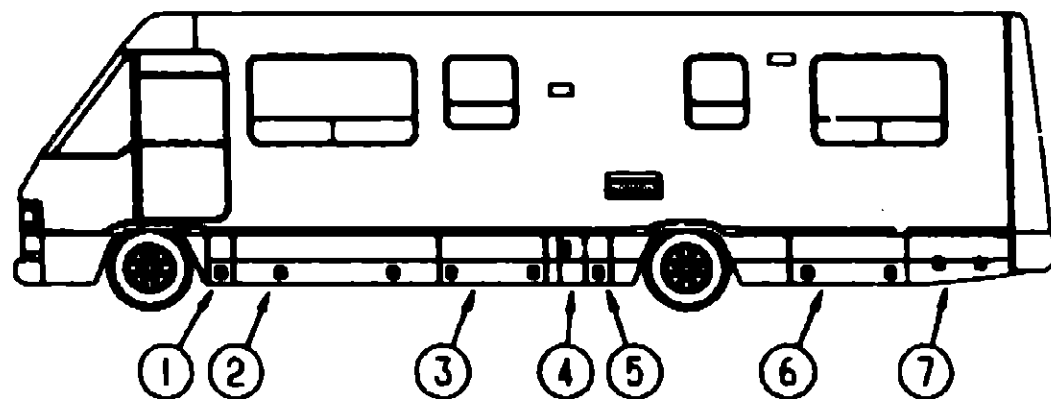
1990 WINNEBAGO
TABLE OF CONTENTS

INTRODUCTION	A-01 - A-02
ABBREVIATIONS	A-03
ALPHABETICAL INDEX	A-04 - A-08
WCN31RQ	A-07 - F-12
WCN33RQ	F-13 - K-18

1990 WCN31RQ INDEX


FLOOR PLAN	A-07 - A-08
ACCESSORIES	A-09 - A-20
BATH	A-21 - A-24
BEDROOM	B-01 - B-04
CHASSIS	B-05 - B-14
C & PAD	B-15 - B-22
DINETTE	B-23 - C-02
DRIVERS	C-03 - C-06
ELECTRICAL	C-07 - C-14
EXTERIOR BODY	C-15 - D-02
GALLEY	D-03 - D-08
HEATING & A/C	D-09 - D-12
INTERIOR FINISH	D-13 - D-17
LABEL	D-18 - E-02
LP	E-03
LOUNGE	E-04 - E-05
SEALANTS & FASTENERS	E-06 - E-08
WATER & SEWAGE	E-09 - E-13
WINDOW, VENT AND EXTERIOR DOOR	E-14 - F-12

WINDOW, VENT & EXTERIOR DOOR GROUP (CONTINUED)
DRIVERS SIDE



KEY PART NUMBER	U/M	DESCRIPTION
1 082481-03-B07	EA	DOOR-STORAGE/BATTERY/WATER CENTER, WLATCHES - 19.4" X 9.5
083888-01-02A	EA	POCKET-LATCH
082357-01-01A	EA	HINGE-COMPARTMENT DOOR, 76" - BEIGE
085730-01-000	EA	LATCH-PADDLE, W/KEY LOCK - PLASTIC - BEIGE
082884-01-700	EA	KEY-COMPARTMENT DOOR LOCK, BH024
2 082481-01-B07	EA	DOOR-STORAGE, WLATCHES - 19.4" X 76.3" - BEIGE
082357-01-01A	EA	HINGE-COMPARTMENT DOOR, 76" - BEIGE
083888-01-02A	EA	POCKET-LATCH
085730-01-000	EA	LATCH-PADDLE, W/KEY LOCK - PLASTIC - BEIGE
082884-01-700	EA	KEY-COMPARTMENT DOOR LOCK, BH024
3 082481-04-B07	EA	DOOR-STORAGE, WLATCHES - 19.4" X 29.5" - BEIGE
082357-01-01A	EA	HINGE-COMPARTMENT DOOR, 76" - BEIGE
083888-01-02A	EA	POCKET-LATCH
085730-01-000	EA	LATCH-PADDLE, W/KEY LOCK - PLASTIC - BEIGE
082884-01-700	EA	KEY-COMPARTMENT DOOR LOCK, BH024
4 083028-08-AB6	EA	DOOR-FURNACE VENT, 19.4" X 15.8" - BEIGE
082283-01-000	EA	PANEL-EXHAUST, FURNACE - 14" X 14.6" - GALVANIZED
082357-01-01A	EA	HINGE-COMPARTMENT DOOR, 76" - BEIGE
5 082481-03-B07	EA	DOOR-STORAGE/BATTERY/WATER CENTER, WLATCHES - 19.4" X 9.5
082357-01-01A	EA	HINGE-COMPARTMENT DOOR, 76" - BEIGE
083888-01-02A	EA	POCKET-LATCH
085730-01-000	EA	LATCH-PADDLE, W/KEY LOCK - PLASTIC - BEIGE
082884-01-700	EA	KEY-COMPARTMENT DOOR LOCK, BH024
6 082481-08-B07	EA	DOOR-STORAGE/SEWAGE TANK, WLATCHES - 19.4" X 43.7" - BEIGE
083888-01-02A	EA	POCKET-LATCH
085730-04-000	EA	LATCH-PADDLE, W/O KEY LOCK - PLASTIC - BEIGE
082357-01-01A	EA	HINGE-COMPARTMENT DOOR, 76" - BEIGE
7 082630-02-B07	EA	DOOR-STORAGE/GENERATOR, WLATCHES - 40" TAPERED - BEIGE
082810-01-02A	EA	POCKET-LATCH
085730-04-000	EA	LATCH-PADDLE, W/O KEY LOCK - PLASTIC - BEIGE
082357-05-01A	EA	HINGE-VALANCE DOOR, 1011 BEIGE
082252-01-000	EA	COMPARTMENT-SPARE TIRE
077384-01-000	EA	PLATE-PIN, LADDER - 1.6" X 1.6" - 4 SM HOLES-1 LRG HOLE
077385-01-000	EA	PIN-PIVOT - FOR 077384-01-000
077389-01-000	EA	RETAINER-SPARE TIRE, 2" X 7.9" - HOLE IN MIDDLE
084081-01-000	EA	NUT-WING, 3/8" X 16 THREAD
082882-01-Y10	EA	DOOR-SPARE TIRE, WLLOCKS - 26.6" X 41.3" - BEIGE
077408-02-000	EA	LOCK-KEY TYPE
082884-01-700	EA	KEY-COMPARTMENT DOOR LOCK, BH024
080340-01-000	FT	SEAL-FOAM, CLOSED CELL - 1/4" X 1/2" X 50
100128-01-000	FT	SEAL-PILE, ADHESIVE BACK - GRAY
082881-01-Y10	EA	DOOR-BACKWALL COMPARTMENT, WLLOCK & KEY - 15.3" X 25.6" - BEIGE
077408-02-000	EA	LOCK-KEY TYPE
082884-01-700	EA	KEY-COMPARTMENT DOOR LOCK, BH024
008088-01-000	EA	HINGE-ALUMINUM, NO HOLES - 11/16" X 72" - UNPAINTED
084103-01-000	EA	DOOR-REFRIGERATOR, VENTED W/O JAMB - BEIGE
084104-01-700	EA	LOCK-MALE, FASTENER - REFRIGERATOR DOOR
084104-01-701	EA	LOCK-FEMALE, FASTENER - REFRIGERATOR DOOR
084104-01-000	EA	JAMB-DOOR, VENTED REFRIGERATOR - BEIGE

WINDOW, VENT & EXTERIOR DOOR GROUP (CONTINUED)
PASSENGERS SIDE



KEY PART NUMBER	U/M	DESCRIPTION
1 103173-02-01A	EA	DOOR / JAMB - EXTERIOR SHOWER - WASHDOWN
2 082630-01-B07	EA	DOOR-STORAGE, WLATCHES - 40" TAPERED - BEIGE
082810-01-02A	EA	POCKET-LATCH
082357-01-01A	EA	HINGE-COMPARTMENT DOOR, 76" - BEIGE
085730-01-000	EA	PADDLE LATCH-COMPARTMENT DOOR, W/KEY LOCK - PLASTIC - BEIGE
082884-01-700	EA	KEY-COMPARTMENT DOOR LOCK, BH024
3 082481-02-Y10	EA	DOOR-STORAGE/SEWAGE, WLATCHES - 19.4" X 43.7" - BEIGE
082357-02-02A	EA	HINGE-COMPARTMENT DOOR, 43.5"
083888-01-02A	EA	POCKET-LATCH
085730-08-000	EA	LATCH-PADDLE, W/KEY LOCK - PLASTIC - BEIGE
082884-01-700	EA	KEY-COMPARTMENT DOOR LOCK, BH024
4 078010-04-000	EA	DOOR-FUEL FILL W/JAMB - BEIGE
078260-01-000	EA	GASKET-DOOR, FUEL FILL - 3.5"OD X 2"ID
072447-04-000	EA	SHROUD-FUEL FILL
083578-01-000	EA	BOOT-FUEL FILL
084235-01-000	EA	SUPPORT-FLANGE, FUEL FILL BOOT
5 052008-02-000	EA	DOOR-WATER HEATER, ATWOOD 5576-27 - BEIGE
6 082481-02-B07	EA	DOOR-STORAGE/SEWAGE TANK, WLATCHES - 19.4" X 43.7" - BEIGE
083888-01-02A	EA	POCKET-LATCH
082357-01-01A	EA	HINGE-COMPARTMENT DOOR, 76" - BEIGE
085730-01-000	EA	PADDLE LATCH-COMPARTMENT DOOR, W/KEY LOCK - PLASTIC - BEIGE
082884-01-700	EA	KEY-COMPARTMENT DOOR LOCK, BH024
7 082481-05-B07	EA	DOOR-LP, WLATCHES - 19.4" X 29.5" - BEIGE
083888-01-02A	EA	POCKET-LATCH
085730-04-000	EA	LATCH-PADDLE, W/O KEY LOCK - PLASTIC - BEIGE
082357-01-01A	EA	HINGE-COMPARTMENT DOOR, 76" - BEIGE
M01870-50-B07	EA	DOOR-ENTRY, W/JAMB AND SCREEN DOOR - B07 - CAMEO BLUE
8 082481-04-B07	EA	DOOR-STORAGE, WLATCHES - 19.4" X 29.5" - BEIGE
082357-01-01A	EA	HINGE-COMPARTMENT DOOR, 76" - BEIGE
083888-01-02A	EA	POCKET-LATCH
085730-08-000	EA	LATCH-PADDLE, W/KEY LOCK - PLASTIC - BEIGE
082884-01-700	EA	KEY-COMPARTMENT DOOR LOCK, BH024
9 082481-03-B07	EA	DOOR-STORAGE/BATTERY/WATER CENTER, WLATCHES - 19.4" X 9.5
082357-01-01A	EA	HINGE-COMPARTMENT DOOR, 76" - BEIGE
083888-01-02A	EA	POCKET-LATCH
085730-08-000	EA	LATCH-PADDLE, W/KEY LOCK - PLASTIC - BEIGE
082884-01-700	EA	KEY-COMPARTMENT DOOR LOCK, BH024

1980 WINNEBAGO
TABLE OF CONTENTS

INTRODUCTION	A-01 -	A-02
ABBREVIATIONS		A-03
ALPHABETICAL INDEX	A-04 -	A-08
WCN31PQ	A-07 -	F-12
WCN33PQ	F-13 -	K-18

1980 WCN31PQ INDEX

FLOOR PLAN	A-07 -	A-08
ACCESSORIES	A-08 -	A-20
BATH	A-21 -	A-24
BEDROOM	B-01 -	B-04
CHASSIS	B-05 -	B-14
C C & PAD	B-15 -	B-22
DINETTE	B-23 -	C-02
DRIVERS	C-03 -	C-06
ELECTRICAL	C-07 -	C-14
EXTERIOR BODY	C-15 -	D-02
GALLEY	D-03 -	D-08
HEATING & AC	D-09 -	D-12
INTERIOR FINISH	D-13 -	D-17
LABEL	D-18 -	E-02
LP		E-03
LOUNGE	E-04 -	E-05
SEALANTS & FASTENERS	E-06 -	E-08
WATER & SEWAGE	E-09 -	E-13
WINDOW, VENT AND EXTERIOR DOOR	E-14 -	F-12

WINDOW, VENT & EXTERIOR DOOR GROUP (CONTINUED)
DRIVER SIDE AND PASS SIDE BEDROOM WINDOWS

KEY PART NUMBER	U/M DESCRIPTION
080883-07-01A	EA FRAME-WINDOW, INSIDE - 31.4" X 60.9" - BLACK
082234-01-Y12	EA WINDOW-TIPOUT, DOUBLE - W/O INSIDE FRAME - 31.5" X 60.9" STATIONARY GLASS IS NOT AVAILABLE - ORDER ENTIRE ASSEMBLY
000G38-08-16T	EA SCREW-SF/DR, 6-20 X 1 PPH - BLACK
000G38-08-12T	EA SCREW-SF/DR, 8-18 X 3/4 PPH - BLACK
035302-01-000	EA OPERATOR-TORQUE, TIPOUT WINDOW - LEFT
035302-02-000	EA OPERATOR-TORQUE, TIPOUT WINDOW - LEFT
036886-01-000	EA TAPE-BUTYL, .31" X .31" X 148" LONG
088827-03-000	EA SEAL-WINDOW, RUBBER - ROUND - .80" DIA. - BLACK
076322-02-000	FT TAPE-FOAM, DOUBLE COATED - .045" X 1" - INC. OF 108 FT
080218-03-000	SF SCREEN-FIBERGLASS, 12" WIDE
080914-01-000	EA KEY-CORNER, TIPOUT WINDOW
081377-01-700	EA ADHESIVE-CYANOACRYLATE, 10 GRAM TUBE
081649-01-000	EA RING-SNAP, 7/32 SHAFT DIAMETER
083227-06-000	EA TUBE-TORQUE, WINDOW - FRONT
080918-01-000	EA SPRING-TORQUE TUBE, REAR
080918-02-000	EA SPRING-TORQUE TUBE, FRONT
081426-01-000	EA ARM-TORQUE TUBE
083228-06-000	EA TUBE-TORQUE, WINDOW - REAR
084087-01-000	FT SEAL-E SHAPED, SPONGE - TIPOUT WINDOW - .4" X .4" - BLACK
084088-20-000	EA GLASS-TIPOUT, 9.2" X 20.4"
084453-02-000	EA WASHER-.080 X .50 X .135 - PLASTIC
084453-02-000	EA WASHER-.080 X .50 X .250 - PLASTIC
084473-01-000	EA SEAL-RUBBER, TIPOUT WINDOW
085315-01-000	EA RIVET-SHOULDER, TIPOUT WINDOW
086762-01-000	EA T NUT 10-32
086763-01-000	EA SCREW-MACH, 10 - 32 X 1/4 PTH
087581-01-000	FT SPLINE-GLASS, EXTERIOR - VINYL - BLACK
088913-01-000	EA HINGE-TIPOUT WINDOW, BLACK
087578-01-000	EA LINKAGE-TIPOUT WINDOW
084453-01-000	EA WASHER-.080 X .50 X .135 - PLASTIC
084473-01-000	EA SEAL-RUBBER, TIPOUT WINDOW
085315-01-000	EA RIVET-SHOULDER, TIPOUT WINDOW
100188-01-000	EA CLIP-SPRING, SCREEN
100240-01-000	FT SPLINE-SCREEN, T-SHAPED
087052-02-000	EA KNOB-OPERATOR, TIPOUT WINDOW - BEIGE FROM: 00-00-00 THRU: 08-12-90
101290-01-01A	EA KNOB-OPERATOR, BRASS FROM: 08-13-90 THRU: 99-99-99
088371-01-000	EA SCREW-MACHINE, 8-32 X 3 5/16 - ZN FROM: 00-00-00 THRU: 08-12-90
101289-01-01A	EA SCREW-MACH, 8-32 X 4 - POH - BRASS FROM: 08-13-90 THRU: 99-99-99
080025-01-000	EA EXTENSION-WINDOW CONTROL

WINDOW, VENT & EXTERIOR DOOR GROUP (CONTINUED)
GALLEY WINDOW

KEY PART NUMBER	U/M DESCRIPTION
080883-02-01A	EA FRAME-WINDOW, INSIDE - 25.3" X 25.5" - BLACK
082235-09-Y12	EA WINDOW-TIPOUT, W/O INSIDE FRAME - 25.5" X 25.4" STATIONARY GLASS IS N/A DUE TO MANUFACTURING TECHNIQUE
000G38-08-16T	EA SCREW-SF/DR, 6-20 X 1 PPH - BLACK
035302-02-000	EA OPERATOR-TORQUE, TIPOUT WINDOW - LEFT
088827-03-000	EA SEAL-WINDOW, RUBBER - ROUND - .80" DIA. - BLACK
076322-02-000	FT TAPE-FOAM, DOUBLE COATED - .045" X 1" - INC. OF 108 FT
080218-03-000	SF SCREEN-FIBERGLASS, 12" WIDE
080914-01-000	EA KEY-CORNER, TIPOUT WINDOW
081377-01-700	EA ADHESIVE-CYANOACRYLATE, 10 GRAM TUBE
081649-01-000	EA RING-SNAP, 7/32 SHAFT DIAMETER
080918-01-000	EA SPRING-TORQUE TUBE, REAR
080918-02-000	EA SPRING-TORQUE TUBE, FRONT
081426-01-000	EA ARM-TORQUE TUBE
081426-06-000	EA TORQUE TUBE, REAR
084087-02-000	FT SEAL-E SHAPED, SPONGE - TIPOUT WINDOW - .4" X .4" - BLACK
084088-15-000	EA GLASS-TIPOUT, 9.2" X 24.5"
084453-01-000	EA WASHER-.080 X .50 X .135 - PLASTIC
084453-02-000	EA WASHER-.080 X .50 X .250 - PLASTIC
084473-01-000	EA SEAL-RUBBER, TIPOUT WINDOW
085315-01-000	EA RIVET-SHOULDER, TIPOUT WINDOW
086762-01-000	EA T NUT 10-32
086763-01-000	EA SCREW-MACH, 10 - 32 X 1/4 PTH
087581-01-000	FT SPLINE-GLASS, EXTERIOR - VINYL - BLACK
088913-01-000	EA HINGE-TIPOUT WINDOW, BLACK
087578-01-000	EA LINKAGE-TIPOUT WINDOW
100188-01-000	EA CLIP-SPRING, SCREEN
100240-01-000	FT SPLINE-SCREEN, T-SHAPED
087052-02-000	EA KNOB-OPERATOR, TIPOUT WINDOW - BEIGE FROM: 00-00-00 THRU: 08-12-90
101290-01-01A	EA KNOB-OPERATOR, BRASS FROM: 08-13-90 THRU: 99-99-99
088371-01-000	EA SCREW-MACHINE, 8-32 X 3 5/16 - ZN FROM: 00-00-00 THRU: 08-12-90
101289-01-01A	EA SCREW-MACH, 8-32 X 4 - POH - BRASS FROM: 08-13-90 THRU: 99-99-99
080439-06-000	EA EXTENSION-CRANK HANDLE, WINDOW/ROOF VENT - .9" - BLACK
081649-01-000	EA RING - SNAP, 7/32 SHAFT DIA.
083150-10-000	EA TUBE ASML - TORQUE, WINDOWS

1990 WINNEBAGO
TABLE OF CONTENTS

INTRODUCTION	A-01	A-02
ABBREVIATIONS		A-03
ALPHABETICAL INDEX	A-04	A-08
WCN31RQ	A-07	F-12
WCN33RQ	F-13	K-18

1990 WCN31RQ INDEX

FLOOR PLAN	A-07	A-08
ACCESSORIES	A-08	A-20
BATH	A-21	A-24
BEDROOM	B-01	B-04
CHASSIS	B-05	B-14
C C & PAD	B-15	B-22
DINETTE	B-23	C-02
DRIVERS	C-03	C-08
ELECTRICAL	C-07	C-14
EXTERIOR BODY	C-15	D-02
GALLEY	D-03	D-08
HEATING & AC	D-08	D-12
INTERIOR FINISH	D-13	D-17
LABEL	D-18	E-02
LP		E-03
LOUNGE	E-04	E-05
SEALANTS & FASTENERS	E-08	E-09
WATER & SEWAGE	E-09	E-13
WINDOW, VENT AND EXTERIOR DOOR	E-14	F-12

WINDOW, VENT & EXTERIOR DOOR GROUP (CONTINUED)

BATH WINDOW

KEY PART NUMBER	U/M	DESCRIPTION
080883-15-01A	EA	FRAME-WINDOW, INSIDE - 25.5" X 15.9" - BLACK
082235-10-Y12	EA	WINDOW-TIPOUT, W/O INSIDE FRAME - 15.8" X 25.5"
		STATIONARY GLASS IS N/A DUE TO MANUFACTURING TECHNIQUES
000G39-06-16T	EA	SCREW-SF/DR, 6-20 X 1 PPH - BLACK
035302-02-000	EA	OPERATOR-TORQUE, TIPOUT WINDOW - LEFT
088927-03-000	EA	SEAL-WINDOW, RUBBER - ROUND - .80" DIA. - BLACK
080218-03-000	SF	SCREEN-FIBERGLASS, 12" WIDE
080914-01-000	EA	KEY-CORNER, TIPOUT WINDOW
081849-01-000	EA	RING-SNAP, 7/32 SHAFT DIAMETER
080918-01-000	EA	SPRING-TORQUE TUBE, REAR
080918-02-000	EA	SPRING-TORQUE TUBE, FRONT
081427-01-000	EA	ARM-TORQUE TUBE
084067-01-000	FT	SEAL-E SHAPED, SPONGE - TIPOUT WINDOW - .4" X .4" - BLACK
084088-14-000	EA	GLASS-TIPOUT, 9" X 15"
084453-01-000	EA	WASHER-.080 X .50 X .135 - PLASTIC
084453-02-000	EA	WASHER-.080 X .50 X .250 - PLASTIC
084473-01-000	EA	SEAL-RUBBER, TIPOUT WINDOW
085315-01-000	EA	RIVET-SHOULDER, TIPOUT WINDOW
086762-01-000	EA	T NUT 10-32
086763-01-000	EA	SCREW-MACH, 10 - 32 X 1/4 PTH
088913-01-000	EA	HINGE-TIPOUT WINDOW, BLACK
087578-01-000	EA	LINKAGE-TIPOUT WINDOW
100188-01-000	EA	CLIP-SPRING, SCREEN
100240-01-000	FT	SPLINE-SCREEN, T-SHAPED
087052-02-000	EA	KNOB-OPERATOR, TIPOUT WINDOW - BEIGE
		FROM: 00-00-00 THRU: 08-12-90
101290-01-01A	EA	KNOB-OPERATOR, BRASS
		FROM: 08-13-90 THRU: 99-99-99
088371-01-000	EA	SCREW-MACHINE, 8-32 X 3 5/16 - ZN
		FROM: 00-00-00 THRU: 08-12-90
101289-01-01A	EA	SCREW-MACHINE, 8-32 X 4 - POH - BRASS
		FROM: 08-13-90 THRU: 99-99-99
080025-01-000	EA	EXTENSION-WINDOW CONTROL
081354-01-000	EA	SLEEVE - WINDOW, TORQUE TUBE
083150-08-000	EA	TUBE ASM. - TORQUE, WINDOW

WINDOW, VENT & EXTERIOR DOOR GROUP (CONTINUED)

ENTRY DOOR WINDOW

KEY PART NUMBER	U/M	DESCRIPTION
067809-27-000	EA	FRAME-WINDOW, INSIDE PICTURE - BLACK
079733-04-T03	EA	WINDOW-ENTRY DOOR, 17" X 25" - FROSTED GLASS
002181-06-000	EA	GLASS-WINDOW, .182" X 16.25" X 24" - FROSTED
050216-02-000	FT	SPLINE-GLASS, EXTERIOR - VINYL - .19" - BLACK
		FROM: 00-00-00 THRU: 01-07-90
087581-01-000	FT	SEAL-GLASS, EXTERIOR - VINYL - BLACK

C/18 PASSENGERS SIDE WINDOW

KEY PART NUMBER	U/M	DESCRIPTION
093703-01-Y10	EA	WINDOW-SLIDING, W/O INSIDE FRAME
000G39-06-16T	EA	SCREW-SF/DR, 6-20 X 1 PPH - BLACK
002328-01-000	EA	BLOCK-WINDOW, 1/8" X 3/16" X 1"
002389-03-209	EA	HOLDER-SEAL, GLASS HOLDER, - 1.16" - BLACK
023320-01-000	EA	PAD-FELT, 3/8" DIAMETER - BROWN
041928-02-000	FT	SEAL-EXTERIOR WINDOW, BLACK
042077-01-000	FT	CHANNEL-WEATHERSTRIP, GLASS RUN - U-SHAPED - 3/16"
047399-01-700	EA	LATCH KIT-WINDOW, W/SCREWS - PLASTIC - BLACK
050216-02-000	FT	SPLINE-GLASS, EXTERIOR - VINYL - .19" - BLACK
057156-12-000	EA	GLASS-STATIONARY, .19" X 30.4" X 15.7"
073740-01-000	FT	SEAL-FIN, .46" PILE HEIGHT - GRAY
079824-01-000	FT	SEAL-WINDOW, WEATHER - C/FOLD - .5"
081377-01-700	EA	ADHESIVE-CYANOACRYLATE, 10 GRAM TUBE
081980-11-000	EA	GLASS-SLIDER, .13" X 30.4" X 16.6"
084170-09-000	EA	MULLION-SLIDER, WINDOW - BLACK -
082865-01-Y10	EA	FRAME-WINDOW, INSIDE - BLACK
078364-01-000	EA	HOLDER-UPPER SCREEN, EXTRUDED PLASTIC - 9.5" - BLACK
078385-01-000	EA	HOLDER-LOWER SCREEN, EXTRUDED PLASTIC - 9.5" - BLACK
082538-01-Y10	EA	FRAME-WINDOW, INSIDE
082664-01-Y10	EA	SCREEN ASSEMBLY
002292-02-000	SF	SCREENING-WINDOW, 20" WIDE - CHARCOAL
		FROM: 00-00-00 THRU: 03-25-80
002291-02-000	SF	SCREENING-ROOF VENT/WINDOW, 16" - BLACK
		FROM: 03-26-80 THRU: 98-99-99
002298-02-000	FT	SPLINE-VENT/WINDOW SCREEN, .128 DIAMETER - BLACK
079867-02-000	FT	TAPE-PLASTIC FILM, .375 WIDE
079824-01-000	FT	SEAL-WINDOW, WEATHER - C/FOLD - .5"

1990 WINNEBAGO
TABLE OF CONTENTS

INTRODUCTION	A-01 -	A-02
ABBREVIATIONS		A-03
ALPHABETICAL INDEX	A-04 -	A-06
WCN31RQ	A-07 -	F-12
WCN33RQ	F-13 -	K-18

1990 WCN31RQ INDEX

FLOOR PLAN	A-07 -	A-08
ACCESSORIES	A-09 -	A-20
BATH	A-21 -	A-24
BEDROOM	B-01 -	B-04
CHASSIS	B-05 -	B-14
C C & PAD	B-15 -	B-22
DINETTE	B-23 -	C-02
DRIVERS	C-03 -	C-06
ELECTRICAL	C-07 -	C-14
EXTERIOR BODY	C-15 -	D-02
GALLEY	D-03 -	D-08
HEATING & AC	D-09 -	D-12
INTERIOR FINISH	D-13 -	D-17
LABEL	D-18 -	E-02
LP		E-03
LOUNGE	E-04 -	E-05
SEALANTS & FASTENERS	E-06 -	E-08
WATER & SEWAGE	E-09 -	E-13
WINDOW, VENT AND		
EXTERIOR DOOR	E-14 -	F-12

WINDOW, VENT & EXTERIOR DOOR GROUP (CONTINUED)

DINETTE WINDOW

KEY PART NUMBER	U/M	DESCRIPTION
09C883-08-01A	EA	FRAME-WINDOW, INSIDE - 31.4" X 60.9" - BLACK
092234-03-Y12	EA	WINDOW-TIPOUT, DOUBLE - W/O INSIDE FRAME - 31.5" X 60.9"
		STATIONARY GLASS IS NOT AVAILABLE - ORDER ENTIRE ASSEMBLY
000G39-06-16T	EA	SCREW-SF/DR, 6-20 X 1 PPH - BLACK
000G39-08-12T	EA	SCREW-SF/DR, 8-18 X 3/4 PPH - BLACK
035302-01-000	EA	OPERATOR-TORQUE, TIPOUT WINDOW - LEFT
035302-02-000	EA	OPERATOR-TORQUE, TIPOUT WINDOW - LEFT
038886-01-000	EA	TAPE-BUTYL, .31" X .31" X 148" LONG
068927-03-000	EA	SEAL-WINDOW, RUBBER - ROUND - .80" DIA. - BLACK
076322-02-000	FT	TAPE-FOAM, DOUBLE COATED - .045" X 1" - INC. OF 108 FT
080218-03-000	SF	SCREEN-FIBERGLASS, 12" WIDE
080914-01-000	EA	KEY-CORNER, TIPOUT WINDOW
081377-01-700	EA	ADHESIVE-CYANOACRYLATE, 10 GRAM TUBE
081649-01-000	EA	RING-SNAP, 7/32 SHAFT DIAMETER
083227-08-000	EA	TUBE-TORQUE, WINDOW - REAR
080918-01-000	EA	SPRING-TORQUE TUBE, REAR
080918-02-000	EA	SPRING-TORQUE TUBE, FRONT
081427-01-000	EA	ARM-TORQUE TUBE
083228-08-000	EA	TUBE-TORQUE, WINDOW - FRONT
080918-01-000	EA	SPRING-TORQUE TUBE, REAR
080918-02-000	EA	SPRING-TORQUE TUBE, FRONT
081427-01-000	EA	ARM-TORQUE TUBE
084067-01-000	FT	SEAL-E SHAPED, SPONGE - TIPOUT WINDOW - .4" X .4" - BLACK
084068-22-000	EA	GLASS-TIPOUT, 9.2" X 29.9"
084453-01-000	EA	WASHER-.060 X .50 X .135 - PLASTIC
084453-02-000	EA	WASHER-.060 X .50 X .250 - PLASTIC
084473-01-000	EA	SEAL-RUBBER, TIPOUT WINDOW
085315-01-000	EA	RIVET-SHOULDER, TIPOUT WINDOW
086762-01-000	EA	T NUT 10-32
086763-01-000	EA	SCREW-MACH, 10 - 32 X 1/4 PTH
087561-01-000	FT	SPLINE-GLASS, EXTERIOR - VINYL - BLACK
089913-01-000	EA	HINGE-TIPOUT WINDOW, BLACK
087578-01-000	EA	LINKAGE-TIPOUT WINDOW
084453-01-000	EA	WASHER-.060 X .50 X .135 - PLASTIC
084473-01-000	EA	SEAL-RUBBER, TIPOUT WINDOW
085315-01-000	EA	RIVET-SHOULDER, TIPOUT WINDOW
100168-01-000	EA	CLIP-SPRING, SCREEN
100240-01-000	FT	SPLINE-SCREEN, T-SHAPED
067052-02-000	EA	KNOB-OPERATOR, TIPOUT WINDOW - BEIGE
		FROM: 00-00-00 THRU: 08-12-90
101290-01-01A	EA	KNOB-OPERATOR, BRASS
		FROM: 08-13-90 THRU: 99-99-99
089371-01-000	EA	SCREW-MACHINE, 8-32 X 3 5/16 - ZN
		FROM: 00-00-00 THRU: 08-12-90
101289-01-01A	EA	SCREW-MACH, 8-32 X 4 - POH - BRASS
		FROM: 08-13-90 THRU: 99-99-99
080025-01-000	EA	EXTENSION-WINDOW CONTROL

WINDOW, VENT & EXTERIOR DOOR GROUP (CONTINUED)

PASSENGER SIDE LOUNGE WINDOW

KEY PART NUMBER	U/M	DESCRIPTION
090893-08-01A	EA	FRAME-WINDOW, INSIDE - 31.6" X 22.8" - BLACK
092235-06-Y12	EA	WINDOW-TIPOUT, SINGLE - W/O INSIDE FRAME - 31.6" X 22.8"
		STATIONARY GLASS IS N/A DUE TO MANUFACTURING TECHNIQUE
000G39-06-16T	EA	SCREW-SF/DR, 6-20 X 1 PPH - BLACK
080218-03-000	SF	SCREEN-FIBERGLASS, 12" WIDE
100240-01-000	FT	SPLINE-SCREEN, T-SHAPED
035302-02-000	EA	OPERATOR-TORQUE, TIPOUT WINDOW - LEFT
068927-03-000	EA	SEAL-WINDOW, RUBBER - ROUND - .80" DIA. - BLACK
076322-02-000	FT	TAPE-FOAM, DOUBLE COATED - .045" X 1" - INC. OF 108 FT
080914-01-000	EA	KEY-CORNER, TIPOUT WINDOW
081354-01-000	EA	SLEEVE-TORQUE TUBE, TIPOUT WINDOW
081377-01-700	EA	ADHESIVE-CYANOACRYLATE, 10 GRAM TUBE
081649-01-000	EA	RING-SNAP, 7/32 SHAFT DIAMETER
083150-14-000	EA	TUBE-TORQUE, WINDOW
080918-01-000	EA	SPRING-TORQUE TUBE, FRONT
080918-02-000	EA	SPRING-TORQUE TUBE, FRONT
081427-01-000	EA	ARM-TORQUE TUBE
084067-01-000	FT	SEAL-E SHAPED, SPONGE - TIPOUT WINDOW - .4" X .4" - BLACK
084068-19-000	EA	GLASS-TIPOUT, - 9" X 22"
084453-01-000	EA	WASHER-.060 X .50 X .135 - PLASTIC
084453-02-000	EA	WASHER-.060 X .50 X .250 - PLASTIC
084473-01-000	EA	SEAL-RUBBER, TIPOUT WINDOW
085315-01-000	EA	RIVET-SHOULDER, TIPOUT WINDOW
086762-01-000	EA	T NUT 10-32
086763-01-000	EA	SCREW-MACH, 10 - 32 X 1/4 PTH
087561-01-000	FT	SPLINE-GLASS, EXTERIOR - VINYL - BLACK
089913-01-000	EA	HINGE-TIPOUT WINDOW, BLACK
087578-01-000	EA	LINKAGE-TIPOUT WINDOW
084453-01-000	EA	WASHER-.060 X .50 X .135 - PLASTIC
084473-01-000	EA	SEAL-RUBBER, TIPOUT WINDOW
085315-01-000	EA	RIVET-SHOULDER, TIPOUT WINDOW
100158-01-000	EA	CLIP-SPRING, SCREEN
067052-02-000	EA	KNOB-OPERATOR, TIPOUT WINDOW - BEIGE
		FROM: 00-00-00 THRU: 08-12-90
101290-01-01A	EA	KNOB-OPERATOR, BRASS
		FROM: 08-13-90 THRU: 99-99-99
089371-01-000	EA	SCREW-MACHINE, 8-32 X 3 5/16" - FOR EXTENDED WINDOW KNOB
		FROM: 00-00-00 THRU: 08-12-90
101289-01-01A	EA	SCREW-MACHINE, 8-32 X 4 - POH - BRASS
		FROM: 08-13-90 THRU: 99-99-99
080025-01-000	EA	EXTENSION-CONTROL, WINDOW - Z

1990 WINNEBAGO

TABLE OF CONTENTS

INTRODUCTION	A-01 -	A-02
ABBREVIATIONS		A-03
ALPHABETICAL INDEX	A-04 -	A-08
WCN31RQ	A-07 -	F-12
WCN33RQ	F-13 -	K-18

1990 WCN31RQ INDEX

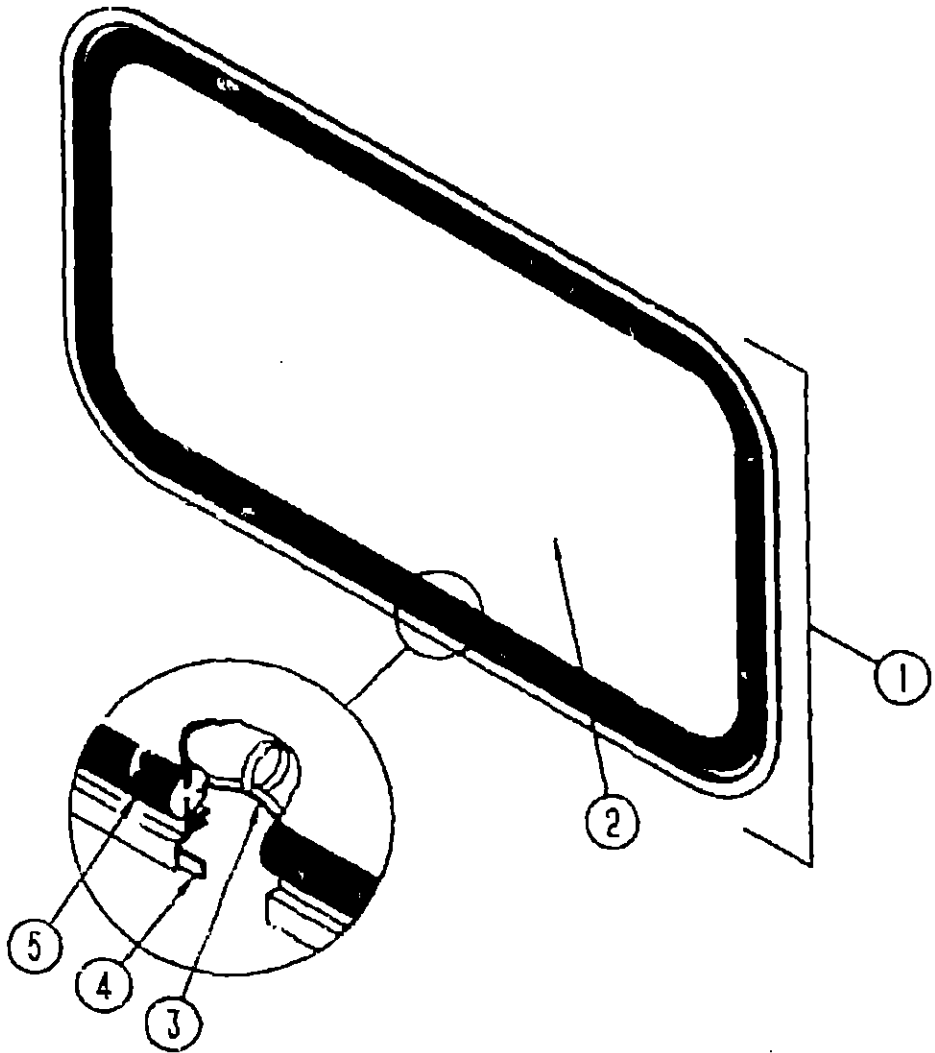
FLOOR PLAN	A-07 -	A-08
ACCESSORIES	A-09 -	A-20
BATH	A-21 -	A-24
REDROOM	B-01 -	B-04
CHASSIS	B-05 -	B-14
C C & PAD	B-15 -	B-22
DINETTE	B-23 -	C-02
DRIVERS	C-03 -	C-06
ELECTRICAL	C-07 -	C-14
EXTERIOR BODY	C-15 -	D-02
GALLEY	D-03 -	D-08
HEATING & AC	D-09 -	D-12
INTERIOR FINISH	D-13 -	D-17
LABEL	D-18 -	E-02
LP		E-03
LOUNGE	E-04 -	E-05
SEALANTS & FASTENERS	E-06 -	E-08
WATER & SEWAGE	E-09 -	E-13
WINDOW, VENT AND		
EXTERIOR DOOR	E-14 -	F-12

WINDOW, VENT & EXTERIOR DOOR GROUP (CONTINUED)

DRIVER SIDE LOUNGE WINDOW

KEY PART NUMBER	U/M DESCRIPTION
090893-09-01A	EA FRAME-WINDOW, INSIDE - 31.4" X 60.9" - BLACK
092234-03-Y12	EA WINDOW-TIPOUT, DOUBLE - W/O INSIDE FRAME - 31.5" X 60.9"
	STATIONARY GLASS IS N/A DUE TO MANUFACTURING TECHNIQUE
000G39-06-16T	EA SCREW-SF/DR, 6-20 X 1 PPH - BLACK
000G39-08-12T	EA SCREW-SF/DR, 8-18 X 3/4 PPH - BLACK
080218-03-000	SF SCREEN-FIBERGLASS, 12" WIDE
100240-01-000	FT SPLINE-SCREEN, T-SHAPED
035302-01-000	EA OPERATOR-TORQUE, TIPOUT WINDOW - LEFT
035302-02-000	EA OPERATOR-TORQUE, TIPOUT WINDOW - LEFT
038886-01-000	EA TAPE-BUTYL, .31" X .31" X 148" LONG
068927-03-000	EA SEAL-WINDOW, RUBBER - ROUND - .80" DIA. - BLACK
076322-02-000	FT TAPE-FOAM, DOUBLE COATED - .045" X 1" - INC. OF 108 FT
080914-01-000	EA KEY-CORNER, TIPOUT WINDOW
081377-01-700	EA ADHESIVE-CYANOACRYLATE, 10 GRAM TUBE
081649-01-000	EA RING-SNAP, 7/32 SHAFT DIAMETER
083227-06-000	EA TUBE-TORQUE, TIPOUT WINDOW - FRONT SIDE
080918-01-000	EA SPRING-TORQUE TUBE, REAR
080918-02-000	EA SPRING-TORQUE TUBE, FRONT
081427-01-000	EA ARM-TORQUE TUBE
083228-08-000	EA TUBE-TORQUE, TIPOUT WINDOW - REAR SIDE
080918-01-000	EA SPRING-TORQUE TUBE, REAR
080918-02-000	EA SPRING-TORQUE TUBE, FRONT
081427-01-000	EA ARM-TORQUE TUBE
084067-01-000	FT SEAL-E SHAPED, SPONGE - TIPOUT WINDOW - .4" X .4" - BLACK
084068-22-000	EA GLASS-TIPOUT, 9.2" X 29.9"
084453-01-000	EA WASHER-.06" X .5" X .135" - PLASTIC
084453-02-000	EA WASHER-.06" X .5" X .25" - PLASTIC
084473-01-000	EA SEAL-RUBBER, TIPOUT WINDOW
085315-01-000	EA RIVET-SHOULDER, TIPOUT WINDOW
086762-01-000	EA T NUT 10-32
086763-01-000	EA SCREW-MACH, 10 - 32 X 1/4 PTH
087561-01-000	FT SPLINE-GLASS, EXTERIOR - VINYL - BLACK
089913-01-000	EA HINGE-TIPOUT WINDOW, BLACK
097578-01-000	EA LINKAGE-TIPOUT WINDOW
084453-01-000	EA WASHER-.060 X .50 X .135 - PLASTIC
084473-01-000	EA SEAL-RUBBER, TIPOUT WINDOW
065315-01-000	EA RIVET-SHOULDER, TIPOUT WINDOW
100168-01-000	EA CLIP-SPRING, SCREEN
067052-02-000	EA KNOB-OPERATOR, TIPOUT WINDOW - BEIGE
	FROM: 00-00-00 THRU: 08-12-90
101290-01-01A	EA KNOB-OPERATOR, BRASS
	FROM: 08-13-90 THRU: 99-99-99
089371-01-000	EA SCREW-MACHINE, 8-32 X 3 5/16" - FOR EXTENDED WINDOW KNOB
	FROM: 00-00-00 THRU: 08-12-90
101289-01-01A	EA SCREW-MACHINE, 8-32 X 4 - POH - BRASS
	FROM: 08-13-90 THRU: 99-99-99
090025-01-000	EA EXTENSION-CONTROL, WINDOW - 2"

WINDOW, VENT & EXTERIOR DOOR GROUP (CONTINUED)



BACKWALL ESCAPE WINDOW

KEY PART NUMBER	U/M DESCRIPTION
1 067965-04-Y12	EA WINDOW-ESCAPE, W/O INSIDE FRAME - 30.2" X 46.8"
076650-04-000	EA FRAME-WINDOW, INSIDE - BLACK
2 076337-06-000	EA GLASS-ESCAPE, - 44.8" X 28" -
3 002285-01-000	FT FILLER-WEATHER STRIP, RUBBER - BLACK
4 069640-07-000	FT SEALER-RIBBON, 2" X 2/32" - INCREMENTS OF 30'
5 002282-01-000	FT WEATHER STRIP-WINDOW, RUBBER - .125" - BLACK
006199-01-000	EA LABEL-EXIT, "ESCAPE WINDOW"
047731-01-000	EA LABEL-EMERGENCY EXIT

1990 WINNEBAGO
TABLE OF CONTENTS

INTRODUCTION	A-01 -	A-02
ABBREVIATIONS		A-03
ALPHABETICAL INDEX	A-04 -	A-06
WCN31RQ	A-07 -	F-12
WCN33RQ	F-13 -	K-18

1990 WCN31RQ INDEX

FLOOR PLAN	A-07 -	A-08
ACCESSORIES	A-09 -	A-20
BATH	A-21 -	A-24
BEDROOM	B-01 -	B-04
CHASSIS	B-05 -	B-14
C C & PAD	B-15 -	B-22
DINETTE	B-23 -	C-02
DRIVERS	C-03 -	C-06
ELECTRICAL	C-07 -	C-14
EXTERIOR BODY	C-15 -	D-02
GALLEY	D-03 -	D-08
HEATING & A/C	D-09 -	D-12
INTERIOR FINISH	D-13 -	D-17
LABEL	D-18 -	E-02
LP		E-03
LOUNGE	E-04 -	E-06
SEALANTS & FASTENERS	E-06 -	E-08
WATER & SEWAGE	E-09 -	E-13
WINDOW, VENT AND		
EXTERIOR DOOR	E-14 -	F-12

WINDOW, VENT & EXTERIOR DOOR GROUP (CONTINUED)

PASSENGER SLIDING WINDOW

KEY PART NUMBER	U/M DESCRIPTION
082057-02-U04	EA WINDOW-DRIVERS, SLANTED SLIDER W/O INSIDE FRAME
082056-02-AB1	EA FRAME-WINDOW, INSIDE DRIVERS W/SCREEN - BEIGE
082057-01-U04	EA WINDOW-PASSENGER, SLANTED SLIDER W/O INSIDE FRAME
082056-01-AB1	EA FRAME-WINDOW, INSIDE PASSENGER W/SCREEN - BLACK
000G39-06-16T	EA SCREW-SF/DR, 6-20 X 1. PPH - BLACK
002328-01-000	EA BLOCK-WINDOW, 1/8" X 3/16" X 1"
002389-03-203	EA HOLDER-GLASS, EXTERIOR VERTICAL - 27.125"
050216-02-000	FT SPLINE-EXTERIOR GLASS, VINYL - .19" - BLACK
057656-03-000	EA GLASS-WINDOW, STATIONARY - .19" X 28.11" X 27"
073740-01-000	FT SEAL-FIN, .46" PILE HEIGHT - GRAY
081980-06-000	EA GLASS-WINDOW, SLIDER - .19" X 28.11" X 14.88"
082466-01-000	EA FRAME-WINDOW, PASSENGER SLANTED SLIDER - BLACK
084170-07-000	EA MULLION-WINDOW, INTERIOR VERTICAL - 27.46" - BLACK
078364-01-000	EA HOLDER-UPPER SCREEN, EXTRUDED PLASTIC - 9.5" - BLACK
078365-01-000	EA HOLDER-LOWER SCREEN, EXTRUDED PLASTIC - 9.5" - BLACK
079574-01-T03	EA SCREEN-WINDOW, PASSENGER SLANTED SLIDER
079667-02-000	FT TAPE-PLASTIC FILM, .375 WIDE
079624-01-000	FT SEAL-WINDOW, WEATHER - C/FOLD - .5"

POWERED ROOF VENT

KEY PART NUMBER	U/M DESCRIPTION
090393-01-Y12	EA VENT-ROOF, POWERED W/O SCREEN
002825-01-000	EA WEATHER STRIP-ROOF VENT, GRAY
003195-01-000	EA SWITCH-ROOF VENT, PUSH BUTTON, 12V
008386-01-000	EA GROMMET-SNAP, 3/8"
009440-01-000	EA GEAR/ARM-VENT COVER, LIFT
015911-01-000	EA TRACK-LIFT ARM, SLIDE - ROOF VENT
048648-01-000	EA MOTOR-ROOF VENT, 1/8 SHAFT - 12V
048649-01-000	EA FAN-ROOF VENT, 6 BLADES - 6"
055218-01-000	EA COVER-ROOF VENT
061603-01-000	EA GROMMET-SNAP, 3/16 ID - 3/8 HOLE - PLASTIC - BLACK
052639-01-200	EA HINGE-EXTRUSION, ROOF VENT 7"
052639-01-001	EA HINGE-VENT COVER, 192"
078785-01-Y12	EA SCREEN-ROOF VENT, POWERED
002291-02-000	SF SCREENING-ROOF VENT/WINDOW, 16" - BLACK
002298-02-000	FT SPLINE-VENT/WINDOW SCREEN, .128 DIAMETER - BLACK
009439-01-000	EA CRANK HANDLE-ROOF VENT
009439-03-000	EA EXTENSION-CRANK HANDLE, ROOF VENT - .9"
009439-05-000	EA KNOB-CRANK, WINDOW AND ROOF VENT - BLACK
009439-07-000	EA SCREW-8-32X1 1/4 POH, BLACK

NON POWERED ROOF VENT

KEY PART NUMBER	U/M DESCRIPTION
090393-01-Y12	EA VENT-ROOF, NON POWERED
002825-01-000	EA WEATHER STRIP-ROOF VENT, GRAY
009440-01-000	EA GEAR/ARM-VENT COVER, LIFT
015911-01-000	EA TRACK-LIFT ARM, SLIDE - ROOF VENT
055218-01-000	EA COVER-ROOF VENT
052639-01-001	EA HINGE-VENT COVER, 192"
009439-01-000	EA CRANK HANDLE-ROOF VENT
009439-03-000	EA EXTENSION-CRANK HANDLE, ROOF VENT - .9"
078786-01-Y12	EA SCREEN-ROOF VENT, NON POWERED
002291-02-000	SF SCREENING-ROOF VENT/WINDOW, 16" - BLACK
002298-02-000	FT SPLINE-VENT/WINDOW SCREEN, .128 DIAMETER - BLACK

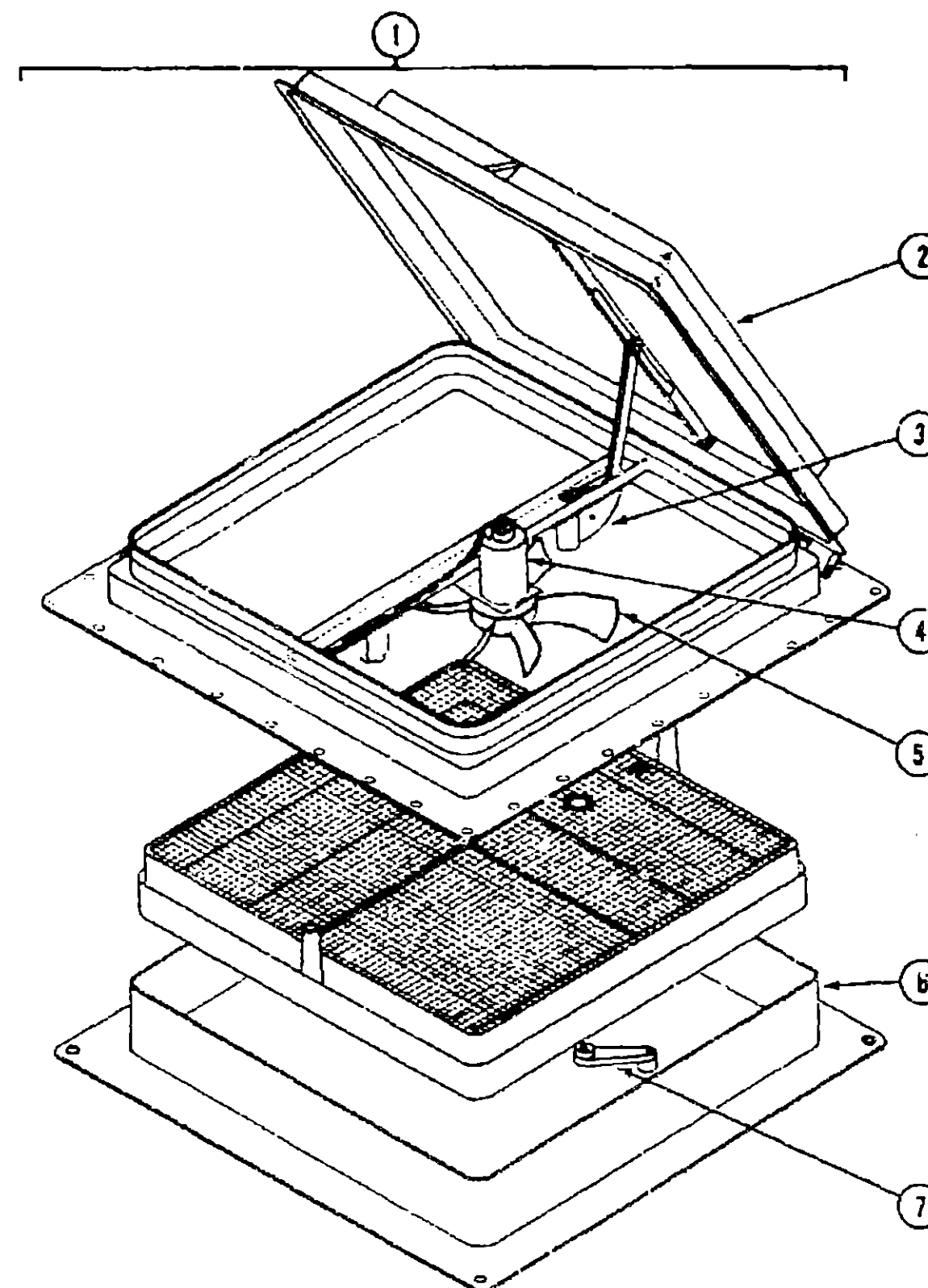
ROOF VENTS

KEY PART NUMBER	U/M DESCRIPTION
083558-01-000	EA VENT-PLUMBING PIPE ROOF, W/COVER - BEIGE
084073-01-000	EA COVER-ROOF VENT, NORCOLD REFRIGERATOR - BEIGE
084073-04-000	EA BASE-ROOF VENT, NORCOLD REFRIGERATOR - BLACK

WINDOW, VENT & EXTERIOR DOOR GROUP (CONTINUED)

SIDEWALL VENT

KEY PART NUMBER	U/M DESCRIPTION
092698-02-02A	EA VENT-RANGE HOOD, W/DOOR - BEIGE



CANADIAN EXPORT

KEY PART NUMBER	U/M DESCRIPTION
1 064469-08-000	EA VENT-ROOF, POWERED - 14" X 14" - 12V - CANADIAN
2 064469-03-702	EA LID-VENT WHITE
3 064469-03-706	EA LIFT MECHANISM
4 049648-01-000	EA MOTOR-ROOF VENT, 1/8 SHAFT - 12V
5 048649-01-000	EA FAN-ROOF VENT, 6 BLADES - 6"
6 064469-03-705	EA GARNISH, VENT 2.5 IN. WIDE
F-03 7 009439-01-000	EA CRANK HANDLE-ROOF VENT

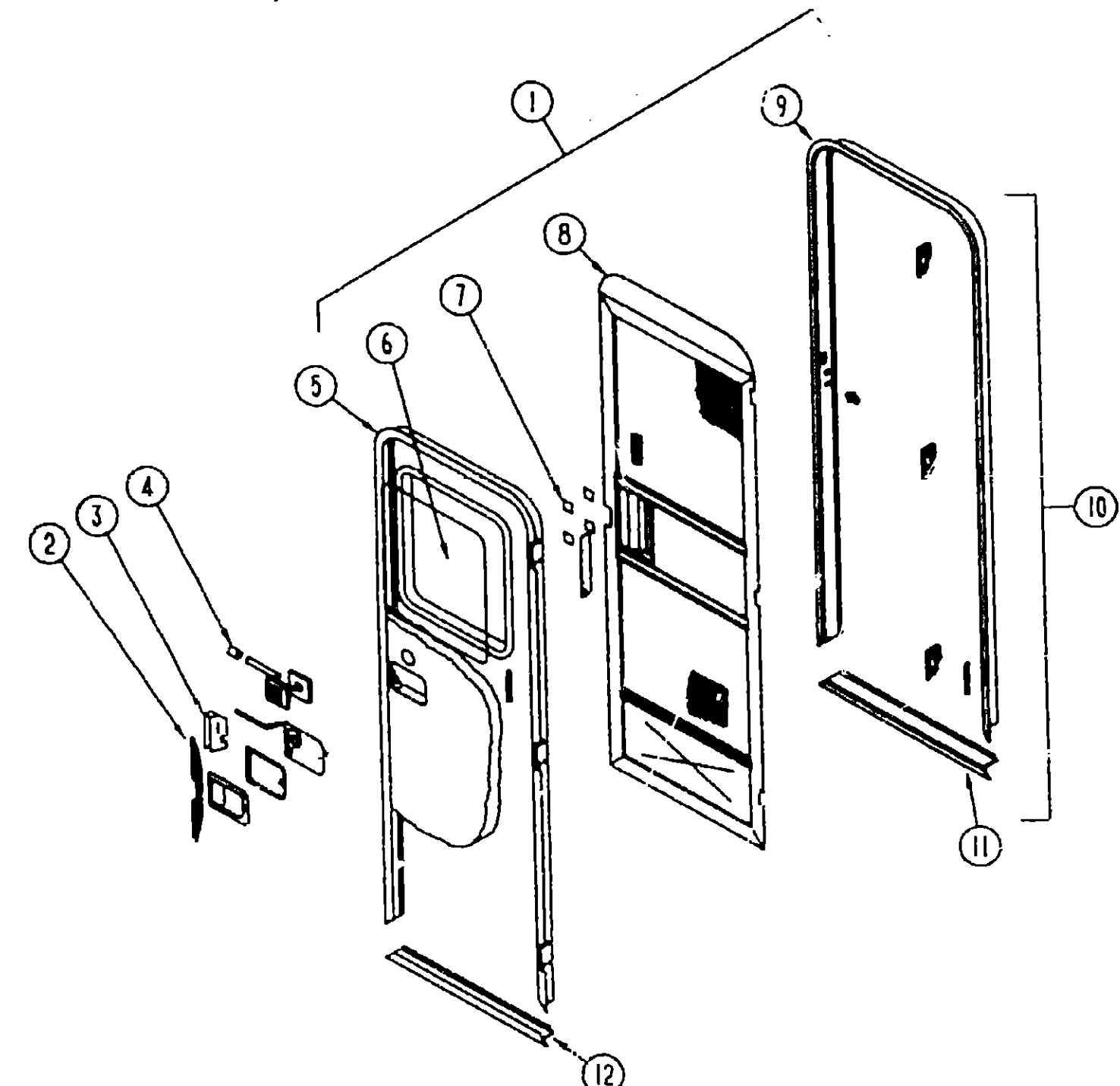
1990 WINNEBAGO TABLE OF CONTENTS

INTRODUCTION	A-01 - A-02
ABBREVIATIONS	A-03
ALPHABETICAL INDEX	A-04 - A-06
WCN31RQ	A-07 - F-12
WCN3JRO	F-13 - K-18

1990 WCN31RQ INDEX

FLOOR PLAN	A-07 - A-06
ACCESSORIES	A-09 - A-20
BATH	A-21 - A-24
BEDROOM	B-01 - B-04
CHASSIS	B-05 - B-14
C/G & PAD	B-15 - B-22
DINETTE	B-23 - C-02
DRIVERS	C-03 - C-06
ELECTRICAL	C-07 - C-14
EXTERIOR BODY	C-15 - D-02
GALLEY	D-03 - D-06
HEATING & AC	D-09 - D-12
INTERIOR FINISH	D-13 - D-17
LABEL	D-18 - E-02
LP	E-03
LOUNGE	E-04 - E-05
SEALANTS & FASTENERS	E-06 - E-08
WATER & SEWAGE	E-09 - E-13
WINDOW, VENT AND EXTERIOR DOOR	E-14 - F-12

WINDOW, VENT & EXTERIOR DOOR GROUP (CONTINUED)



ENTRANCE DOOR	
KEY PART NUMBER	U/M DESCRIPTION
1	MO1670-31-AB6 EA DOOR-ENTRY, W/JAMB AND SCREEN DOOR - B07 - CAMEO BLUE
076054-D5-001	EA SHEET-FIBERGLASS, 4' X 8' - BEIGE - FILON
088272-46-000	SF PANELING-DECORATIVE - 4' X 7' - INCREMENTS OF 28 SF
000G11-08-12R	EA SCREW, 8-18 X 3/4 PPH - BEIGE
000G39-08-08R	EA SCREW-SF/DR-8-18X1/2 PPH
000G53-04-06B	EA SCREW-MACH-1/4-20X3/8 PPH 2N
000G54-04-20B	EA SCREW-1/4-20X11/4 PTH TYP 23
2	096173-01-01A EA STIFFENER-ENTRY DOOR, SUPPORTS LATCH/STRIKE AREA - BEIGE
2	096173-01-04A EA STIFFENER-ENTRY DOOR, SUPPORTS LATCH/STRIKE AREA - MILL
3	045017-11-000 EA LATCH-PADDLE, MECHANISM W/LOCK CYLINDER & KEY - BLACK
	FROM: 00-00-00 THRU: 09-02-90
	045017-11-700 EA MASTER KEY,F SERIES
	045017-11-701 EA KEY BLANK,F1 SERIES
	039539-01-003 EA STRIKE-ENTRANCE DOOR LOCK
	039540-01-000 EA LATCH MECHANISM-HOOK, ENTRY DOOR - INTERIOR
	039540-01-701 EA KEY-MASTER-ATWOOD-DOOR-LOCK
	039715-01-000 EA NUT-SERT, 1/4" DIAMETER - 20 THREADS
4	039984-01-000 EA CAP-ROUND DEADBOLT, VINYL - .28" ID X .62" LONG - BLACK
	040944-01-000 EA LABEL-ENTRANCE DOOR, "OPEN"
	058806-01-000 EA PLUG-TAPERED, FOR DEADBOLT - PLASTIC - .66" DIAMETER - RED

WINDOW, VENT & EXTERIOR DOOR GROUP (CONTINUED)

ENTRANCE DOOR	
KEY PART NUMBER	U/M DESCRIPTION
039738-01-000	EA DEADBOLT-ROUND, J-SHAPED - INTERIOR USE ONLY
	FROM: 00-00-00 THRU: 09-02-90
101145-01-01A	EA DEADBOLT-ENTRY DOOR, BLACK
	FROM: 09-03-90 THRU: 99-99-99
101145-01-700	EA KEY ONLY-BLANK
101147-01-000	EA BOLT-SECURITY, 4.12" BACKSET
039800-03-000	FT TUBING-POLYBUTYLENE, 3/8" OD
039979-03-000	EA COVER-INTERIOR LATCH, W/TRIP ARM - BLACK
	FROM: 00-00-00 THRU: 08-07-90
039979-04-000	EA COVER-INTERIOR LATCH, W/TRIP ARM - RIGHT - BLACK
	FROM: 08-08-90 THRU: 99-99-99
081914-01-000	EA BUMPER-RUBBER, ROUND - BLACK
	FROM: 09-01-90 THRU: 99-99-99
5	095276-01-02A EA FRAME-ENTRY DOOR, W/O BOTTOM - BEIGE
6	079733-04-T03 EA WINDOW-PICTURE, W/O INSIDE FRAME - 17" X 25"
067609-27-000	EA FRAME-WINDOW, INSIDE PICTURE - BLACK
002181-06-000	EA GLASS-PICTURE WINDOW, .115" X 16.25" X24"
087561-01-000	FT SPLINE-GLASS, EXTERIOR - VINYL - BLACK
7	058025-02-000 EA CLIP-ROLLER LATCH CATCH
063729-07-000	EA RIVNUT, 10-32 UNF - .010-.080
072893-01-000	EA NUTSERT-M5 X 0.8
075671-01-000	FT SEAL-SPONGE, LAZY T SHAPE - WEATHERSTRIP ON ENTRY DOOR
075673-01-000	FT SEAL-PRE, ADHESIVE BACK - GRAY
075608-01-000	EA SCREW-MACH-10-32X.56PTH(SEMS
7	003018-01-000 EA CATCH-SCREEN DOOR ROLLER
003016-01-000	EA CATCH-ELBOW, SPRING LOADED - SCREEN DOOR CATCH
8	079012-01-T03 EA DOOR-SCREEN
002293-02-000	SF SCREENING-WINDOW/DOOR, 26" - CHARCOAL
002294-01-000	FT SPLINE-SCREENING, .135" X .136" - BLACK
002748-01-000	EA CORNER KEY-DOOR
016454-01-000	EA INSERT-SCREEN DOOR, CENTER - LEATHER GRAIN ALUMINUM - BEIG
001014-01-013	EA INSERT-CENTER, .024" X 10.25" X 16.31" - UNPAINTED ALUMINUM
050712-03-000	EA HANDLE-SCREEN DOOR, UNPAINTED
078552-03-000	EA KICK PANEL-SCREEN DOOR, LOWER INSERT - UNPAINTED
001014-01-016	EA ALUMINUM-LEATHER GRAIN, 10.3" X 29.89" - UNFINISHED
078556-01-000	EA TOP PLATE-SCREEN DOOR, CURVED TOP - 4.7" X 25.35"
078777-01-000	EA CHANNEL-SLIDE, SCREEN DOOR CENTER SLIDER COVER
079086-01-000	EA SLIDER-SCREEN DOOR, OFF WHITE
079087-01-000	EA STRIKE-SLIDER, W/LIF FOR ELBOW CATCH - 1.5" X 8.6" OFF WHITE
100412-01-000	EA CATCH-SCREEN DOOR
9	095279-01-01A EA JAMB-DOOR, ENTRANCE - UNPAINTED
10	095277-02-02A EA JAMB-ENTRY DOOR, W/BOTTOM & ROLLER CATCH STRIKER - BEIGE
11	051049-01-000 EA JAMB BOTTOM-ENTRY DOOR, BEIGE
079207-01-000	EA STRIKER-ROLLER CATCH, WELDED TO DOOR JAMB - 4" X 1.15"
097724-01-01A	EA HINGE-ENTRY DOOR, BEIGE
097724-01-04A	EA HINGE-ENTRY DOOR, UNPAINTED
12	089748-02-000 EA FRAME-BOTTOM ENTRY DOOR, BEIGE
090340-01-000	FT SEAL-FOAM, CLOSED CELL - 1/4" X 1/2" X 50"
091968-03-000	FT TAPE-ADHESIVE, .04" X 1" WIDE
100128-02-000	FT SEAL-PILE, ADHESIVE BACK - SCREEN DOOR - GRAY
093986-01-01A	EA GARNISH-RADIUS, ENTRANCE DOOR - ALUMINUM - BEIGE
044582-01-000	EA CAP-DRIP, ENTRY DOOR, ALUMINUM, BEIGE
100312-01-000	EA SWITCH-DOOR JAMB, ELECTRIC ENTRY STEP
041546-03-000	EA BRACKET - DOOR ANGLE - BEIGE
085774-01-000	FT FASTENER - DUEL LOCK, 1" WIDE
085774-02-000	FT FASTENER - DUEL LOCK, 1" WIDE

1990 WINNEBAGO
TABLE OF CONTENTS

INTRODUCTION	A-01 - A-02
ABBREVIATIONS	A-03
ALPHABETICAL INDEX	A-04 - A-06
WCN31RQ	A-07 - F-12
WCN33RQ	F-13 - K-18

1990 WCN31RQ INDEX

FLOOR PLAN	A-07 - A-08
ACCESSORIES	A-09 - A-20
BATH	A-21 - A-24
BEDROOM	B-01 - B-04
CHASSIS	B-05 - B-14
C C & PAD	B-15 - B-22
DINETTE	B-23 - C-02
DRIVERS	C-03 - C-06
ELECTRICAL	C-07 - C-14
EXTERIOR BODY	C-15 - D-02
GALLEY	D-03 - D-06
HEATING & A/C	D-09 - D-12
INTERIOR FINISH	D-13 - D-17
LABEL	D-18 - E-02
LP	E-03
LOUNGE	E-04 - E-05
SEALANTS & FASTENERS	E-06 - E-08
WATER & SEWAGE	E-09 - E-13
WINDOW, VENT AND EXTERIOR DOOR	E-14 - F-12

WINDOW, VENT & EXTERIOR DOOR GROUP (CONTINUED)

DRIVERS DOOR & COMPONENTS

KEY PART NUMBER	U/M DESCRIPTION
M97816-01-AB6	EA DOOR-DRIVER, MANUAL - TIPOUT
M97816-03-AB6	EA DOOR-DRIVER, POWER - TIPOUT WINDOW
M97816-04-AB6	EA DOOR-DRIVER, POWER - STATIONARY WINDOW
097278-01-AB6	EA JAMB-DOOR
077517-51-000	EA FIBERGLASS-SHEET, 29.7" X 27.9" - BEIGE - FLAT
092753 01 Y10	EA FRAME ASM-WINDOW, OUTER
089454-02-000	EA CHANNEL-GLASS RUN, TOP - BLACK
092446-02-000	EA GLASS-DOOR, ROLL UP - 27.5" X 26.3"
082472 03 000	EA CHANNEL-GLASS RETAINER
087207-01-02A	EA HINGE-CONTINUOUS, BEIGE
082752 01 Y10	EA FRAME ASM-WINDOW, INNER
092970-01-000	EA GLASS-TIPOUT, 4.5" X 27.9"
092997-01-000	EA GLASS-STATIONARY, POWER WINDOW - 4.6" X 28"
092632 02 Y10	EA FRAME ASM-WINDOW, TIPOUT
092752-01-Y10	EA FRAME-WINDOW, TIPOUT - INNER - 23.6" X 28"
000039-04-003	EA NUT-HEX, SER FLG LK 1/4 - 20 ZN
000E13-11-00B	EA WASHER-FL, 3/16" WIDE ZN
092729-01-000	EA RIVNUT, 1/4 X 20 UNC - .030-.125
064219-01-00G	EA RETAINER-CHECK STRAP, DRIVER DOOR
068827-03-000	EA SEAL-WINDOW, RUBBER - ROUND - .80" DIA. - BLACK
068838-03-000	EA BEARING-.38"ID, SNAP IN
075671-01-000	FT SEAL-SPONGE, LAZY T SHAPE - WEATHERSTRIP ON ENTRY DOOR
081908-01-000	EA SCREW-MACH 6-32X.52 W/ NYLOCK
031910-02-000	EA CHANNEL-WINDOW, SLIDING
081912-01-000	EA WEATHERSTRIP-RIGID, BLACK
081912-02-000	EA WEATHERSTRIP-RIGID
084067-01-000	FT SEAL-E SHAPED, SPONGE - TIPOUT WINDOW - .4" X .4" - BLACK
068473-08-000	EA HOUSING-PIN, 4 POSITION
090340-01-000	FT SEAL-FOAM, CLOSED CELL - 1/4" X 1/2" X 50'
091255-02-000	FT SEAL-ADHESIVE BACKED FOAM, 1.5" X .18"
091968-03-000	FT TAPE-ADHESIVE, .04" X 1" WIDE
093144-01-000	EA CONDUIT-WIRE, GM# 15592046
095954-01-Y12	EA SCREEN-SINGLE TIPOUT, 1 RADIUS CORNER - 6" X 29.2"
088809-01-000	EA BRACKET-DEADBOLT
097367-01-000	EA BRACKET-SUPPORT, DOOR LOCK
098030-01-000	EA STRAP-CHECK, DRIVER DOOR - BLACK
100028-01-000	FT TAPE-ADHESIVE, FOAM - .75" X 216"
092628 01 01A	EA MULLION-DOOR/WINDOW BLACK
103413 01 01A	EA GARNISH-DRIVERS DOOR O/W

FROM 901126 THRU 999999

WINDOW, VENT & EXTERIOR DOOR GROUP (CONTINUED)

DRIVERS DOOR & COMPONENTS CONT

KEY PART NUMBER	U/M DESCRIPTION
097875-01-01A	EA THRESHOLD-CAB DOOR - 26.5" - BLACK
092893 02 01A	EA LINER-STEP BOX, BLACK PLASTIC
103392 02 000	EA REGULATOR ASM-PWR WDO, 91N
093634-01-000	EA REGULATOR-WINDOW, DRIVER
092996-01-000	EA REGULATOR-POWER WINDOW
092996-01-710	EA MOTOR-POWER WINDOW, DRIVER DOOR
081911-01-000	FT TAPE-GLASS SETTING, 1/16" X 1.5"
092928-01-000	EA ROD-LOCK, INSIDE OF DOOR
092928-04-000	EA ROD-LOCK, INSIDE OF DOOR
092928-03-000	EA ROD-RELEASE, INSIDE OF DOOR
092927-05-000	EA CLIP - ROD END RIGHT LATCH-DRIVER'S DOOR
092927-06-000	EA CLIP - ROD END LEFT LATCH-DRIVER'S DOOR
102235-01-01A	EA LATCH-OUTSIDE, DRIVER DOOR - BLACK
	FROM: 06-25-90 THRU: 99-99-99
092927 01 000	EA LATCH-DRIVER'S DOOR, OUTSIDE
	FROM 000000 THRU 900624
092927 04 000	EA LATCH-DRIVER'S DOOR, LATCH
045017-11-700	EA MASTER KEY, F SERIES
045017-11-701	EA KEY BLANK, F1 SERIES
083223-01-700	EA KEY-BLANK
M97748-01-01A	EA PANEL-DOOR, INTERIOR - PLASTIC - BEIGE
M97748 01 01A	EA PANEL-DOOR, INTERIOR, LT FAWN
081903-02-000	EA SHAFT-MOUNTING, KNOB
081905-02-000	EA KNOB-SLIDE BOLT, BLACK
081906-02-000	EA BOLT-SLIDE
092927-02-000	EA LATCH-DRIVER DOOR, INSIDE
	FROM: 00-00-00 THRU: 06-24-90
092927-04-000	EA LATCH-DRIVER DOOR, MECHANISM
094575-01-000	EA CRANK-HAND, GLASS LIFT
088246-01-000	EA SWITCH-REMOTE, MIRROR
087695-01-000	EA SWITCH-HEATER, MIRROR
061400-04-000	EA STRAP-ASSIST, 12" - BLACK W/ WOODGRAIN SCREW COVERS
102237-01-01A	EA LATCH-DRIVER DOOR, INSIDE - BLACK
	FROM: 06-25-90 THRU: 99-99-99
092927 02 000	EA LATCH-DRIVER'S DOOR, INSIDE
	FROM: 00-00-00 THRU: 90-06-24
093132-01-000	EA SWITCH-POWER WINDOW
077000-01-000	EA SOCKET ASM-W/8" PIGTAIL LEADS
077026-01-000	EA LENS-COURTESY LIGHT, CLEAR
079370-04-000	FT COVER-SCREW, WINDOW - VINYL - BLACK
080734-02-000	EA CLIP-WIRE, NYLON
081243-02-000	EA CLIP-SCREEN, PLASTIC - BLACK
035302 01 000	EA OPERATOR-SLANT-TORQUE RT
089913 01 000	EA HINGE-TIPOUT WDO, BLACK
092628 01 01A	EA MULLION-DOOR/WINDOW BLACK
092632 02 Y10	EA FRAME ASM-WINDOW, TIPOUT
095889 02 000	EA BRACKET-TORQUE TUBE/OPER
095954 01 Y12	EA SCREEN ASM-SINGLE TIPOUT
086259-04-000	EA MIRROR-REMOTE HEAT, W/ARM & MIRRORS - PRE-WIRED - PASSENGER
086259-04-700	EA GLASS ONLY CONVEX HEATED RH
086259-04-701	EA GLASS ONLY FLAT HEATED RH
086259-05-000	EA MIRROR-REMOTE HEAT, W/ARM & MIRRORS - PRE-WIRED - DRIVER
086259-05-700	EA GLASS-MIRROR, HEATED CONVEX - DRIVER SIDE
086259-05-701	EA GLASS-MIRROR, HEATED FLAT - DRIVER SIDE
086284-01-000	EA SPRING-COMPRESSION, .44" LONG X .36" OD

1990 WINNEBAGO
TABLE OF CONTENTS

INTRODUCTION	A-01 -	A-02
ABBREVIATIONS		A-03
ALPHABETICAL INDEX	A-04 -	A-06
WCN31RQ	A-07 -	F-12
WCN33RQ	F-13 -	K-18

1990 WCN31RQ INDEX

FLOOR PLAN	A-07 -	A-08
ACCESSORIES	A-09 -	A-20
BATH	A-21 -	A-24
BEDROOM	B-01 -	B-04
CHASSIS	B-05 -	B-14
C C & PAD	B-15 -	B-22
DINETTE	B-23 -	C-02
DRIVERS	C-03 -	C-06
ELECTRICAL	C-07 -	C-14
EXTERIOR BODY	C-15 -	D-02
GALLEY	D-03 -	D-08
HEATING & A/C	D-09 -	D-12
INTERIOR FINISH	D-13 -	D-17
LABEL	D-18 -	E-02
LP		E-03
LOUNGE	E-04 -	E-05
SEALANTS & FASTENERS	E-06 -	E-08
WATER & SEWAGE	E-09 -	E-13
WINDOW, VENT AND EXTERIOR DOOR	E-14 -	F-12

WINDOW, VENT & EXTERIOR DOOR GROUP (CONTINUED)

DRIVER DOOR W/POWERED WINDOW AND MIRROR OPTION L28P

KEY PART NUMBER	U/M DESCRIPTION
M97816-03-AB6	EA DOOR-DRIVER, POWER - TIPOUT WINDOW
M97748-01-01A	EA PANEL-DOOR, INTERIOR - PLASTIC - BEIGE
000G11-07-08B	EA SCREW, 7-19 X 1/2 PPH - ZN
097308-01-01A	EA COVER-MAP POCKET, BEIGE
000D39-04-00B	EA NUT-HEX, SER FLG LK 1/4 - 20 ZN
000E13-11-00B	EA WASHER-FL, 3/16" WIDE ZN
000G11-10-12D	EA SCREW, 10-16 X 3/4 PPH - BLACK
000G19-10-08B	EA SCREW-MACH, 10-32 X 1/2 PPH ZN
000G39-08-06B	EA SCREW-SF/DR, 8-18 X 3/8 PPH ZN
000G39-10-12D	EA SCREW-SF/DR, 10-16 X 3/4 PPH - BLACK
000G50-04-12B	EA SCREW-MACH, 1/4-20 X 3/4 PPH ZN
000G54-04-20B	EA SCREW-1/4-20X11/4 PTH TYP 23
061400-04-000	EA STRAP-ASSIST, 12" - BLACK W/WOODGRAIN SCREW COVERS
063729-01-000	EA RIVNUT, 1/4 X 20 UNC - .030-.125
064219-01-000	EA RETAINER-CHECK STRAP, DRIVER DOOR
068927-03-000	EA SEAL-WINDOW, RUBBER - ROUND - .80" DIA. - BLACK
068938-03-000	EA BEARING-.36"ID, SNAP IN
075671-01-000	FT SEAL-SPONGE, LAZY T SHAPE - WEATHERSTRIP ON ENTRY DOOR
100028-01-000	FT TAPE-ADHESIVE, FOAM - .75" X 216"
077000-01-000	EA SOCKET ASM-W/8" PIGTAIL LEADS
077026-01-000	EA LENS-COURTESY LIGHT, CLEAR
079370-04-000	FT COVER-SCREW, WINDOW - VINYL - BLACK
080734-02-000	EA CLIP-WIRE, NYLON
081903-02-000	EA SHAFT-MOUNTING, KNOB
081905-02-000	EA KNOB-SLIDE BOLT, BLACK
081906-02-000	EA BOLT-SLIDE
081908-01-000	EA SCREW-MACH 6-32X.62 W/NYLOCK
081910-02-000	EA CHANNEL-WINDOW, SLIDING
081911-01-000	FT TAPE-GLASS SETTING, 1/16" X 1.5"
081912-02-000	EA WEATHERSTRIP-RIGID
084067-01-000	FT SEAL-E SHAPE, SPONGE - TIPOUT WINDOW - .4" X .4" - BLACK
086284-01-000	EA SPRING-COMPRESSION, .44" LONG X .36"OD
087885-01-000	EA SWITCH-HEATER, MIRROR
088246-01-000	EA SWITCH-REMOTE, MIRROR
088454-02-000	EA CHANNEL-GLASS RUN, TOP - BLACK
090340-01-000	FT SEAL-FOAM, CLOSED CELL - 1/4" X 1/2" X 50'
091255-02-000	FT SEAL-ADHESIVE BACKED FOAM, 1.5" X .18"
091968-03-000	FT TAPE-ADHESIVE, .04" X 1" WIDE
092446-02-000	EA GLASS-DOOR, ROLL UP - 27.5" X 26.3"
092752-01-Y10	EA FRAME-WINDOW, TIPOUT - INNER - 23.6" X 28"
000G39-08-08B	EA SCREW-SF/DR, 8-18 X 1/2 PPH ZN
081912-01-000	EA WEATHERSTRIP-RIGID, BLACK
092845-01-000	EA WIRE ASSEMBLY-DRIVER DOOR CONTROL PANEL
088473-08-000	EA HOUSING-PIN, 4 POSITION
093144-01-000	EA CONDUIT-WIRE, GM# 15592046
092927-01-000	EA LATCH-DRIVER DOOR, OUTER
FROM: 00-00-00 THRU: 06-24-90	
092927-01-700	EA LOCK-LEVER, BLACK
092927-01-701	EA LOCK-LEVER, CHROME
092927-01-702	EA CYLINDER-KEY, W/KEY
083223-01-700	EA KEY-BLANK
102235-01-01A	EA LATCH-OUTSIDE, DRIVER DOOR - BLACK
FROM: 06-25-90 THRU: 99-99-99	
045017-11-700	EA MASTER KEY,F SERIES
045017-11-701	EA KEY BLANK,F1 SERIES
092927-02-000	EA LATCH-DRIVER DOOR, INSIDE
FROM: 00-00-00 THRU: 06-24-90	
102237-01-01A	EA LATCH-INSIDE, DRIVER DOOR - BLACK
FROM: 06-25-90 THRU: 99-99-99	
092927-04-000	EA LATCH-DRIVER DOOR, MECHANISM
092927-05-000	EA LATCH-DRIVER DOOR, ROD END - RH
092927-06-000	EA LATCH-DRIVER DOOR, ROD END - LEFT
092928-01-000	EA ROD-LOCK, INSIDE OF DOOR
092928-03-000	EA ROD-RELEASE, INSIDE OF DOOR
092928-04-000	EA ROD-LOCK, INSIDE OF DOOR
092970-01-000	EA GLASS-TIPOUT, 4.5" X 27.9"
092996-01-000	EA REGULATOR-POWER WINDOW
092996-01-710	EA MOTOR-POWER WINDOW, DRIVER DOOR

WINDOW, VENT & EXTERIOR DOOR GROUP (CONTINUED)

DRIVER DOOR W/POWERED WINDOW AND MIRROR OPT'N L28P

KEY PART NUMBER	U/M DESCRIPTION
093132-01-000	EA SWITCH-POWER WINDOW
095054-01-Y12	EA SCREEN-SINGLE TIPOUT, 1 RADIUS CORNER - 6" X 29.2"
096809-01-000	EA BRACKET-DEADBOLT
097207-01-02A	EA HINGE-CONTINUOUS, BEIGE
097278-01-AB6	EA JAMB-DOOR
055278-01-001	FT TUBING-STEEL, .75" X 1.5" X 288"
097367-01-000	EA BRACKET-SUPPORT, DOOR LOCK
077517-51-000	EA FIBERGLASS-SHEET, 29.7" X 27.9" - BEIGE - FLAT
098030-01-000	EA STRAP-CHECK, DRIVER DOOR - BLACK
086255-04-000	EA MIRROR-REMOTE HEAT, W/ARM & MIRRORS - PRE-WIRED - PASSENGER
086259-04-700	EA GLASS ONLY CONVEX HEATED RH
086259-04-701	EA GLASS ONLY FLAT HEATED RH
086259-05-000	EA MIRROR-REMOTE HEAT, W/ARM & MIRRORS - PRE-WIRED - DRIVER
086259-05-700	EA GLASS ONLY CONVEX HEATED LH
086259-05-701	EA GLASS ONLY FLAT HEATED LH
092880-01-000	EA WIRE-INSTRUMENT PANEL, REMOTE MIRROR

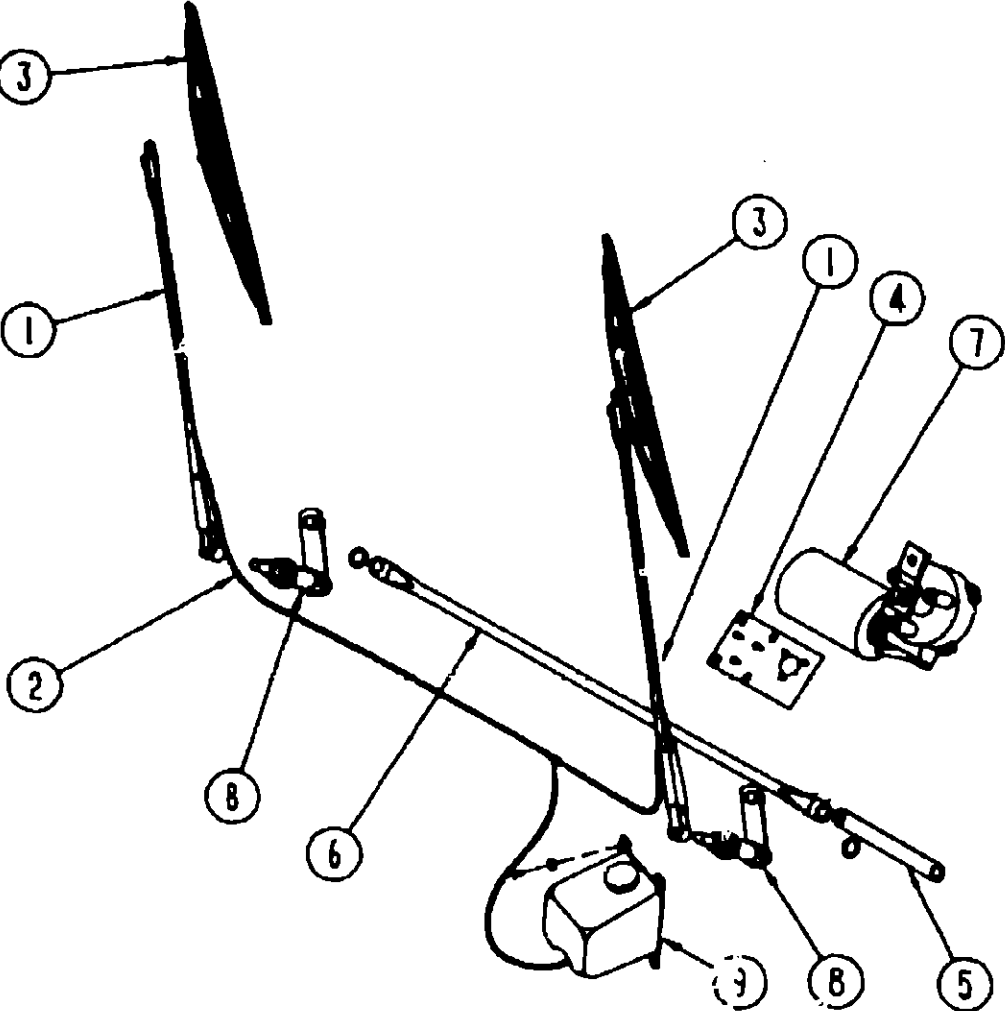
1990 WINNEBAGO
TABLE OF CONTENTS

INTRODUCTION	A-01 -	A-02
ABBREVIATIONS		A-03
ALPHABETICAL INDEX	A-04 -	A-06
WCN31RQ	A-07 -	F-12
WCN33RQ	F-13 -	K-18

1990 WCN31RQ INDEX

FLOOR PLAN	A-07 -	A-08
ACCESSORIES	A-09 -	A-20
BATH	A-21 -	A-24
BEDROOM	B-01 -	B-04
CHASSIS	B-05 -	B-14
C C & PAD	B-15 -	B-22
DINETTE	B-23 -	C-02
DRIVERS	C-03 -	C-06
ELECTRICAL	C-07 -	C-14
EXTERIOR BODY	C-15 -	D-02
GALLEY	D-03 -	D-08
HEATING & A/C	D-09 -	D-12
INTERIOR FINISH	D-13 -	D-17
LABEL	D-18 -	E-02
LP		E-03
LOUNGE	E-04 -	E-05
SEALANTS & FASTENERS	E-06 -	E-08
WATER & SEWAGE	E-09 -	E-13
WINDOW, VENT AND		
EXTERIOR DOOR	E-14 -	F-12

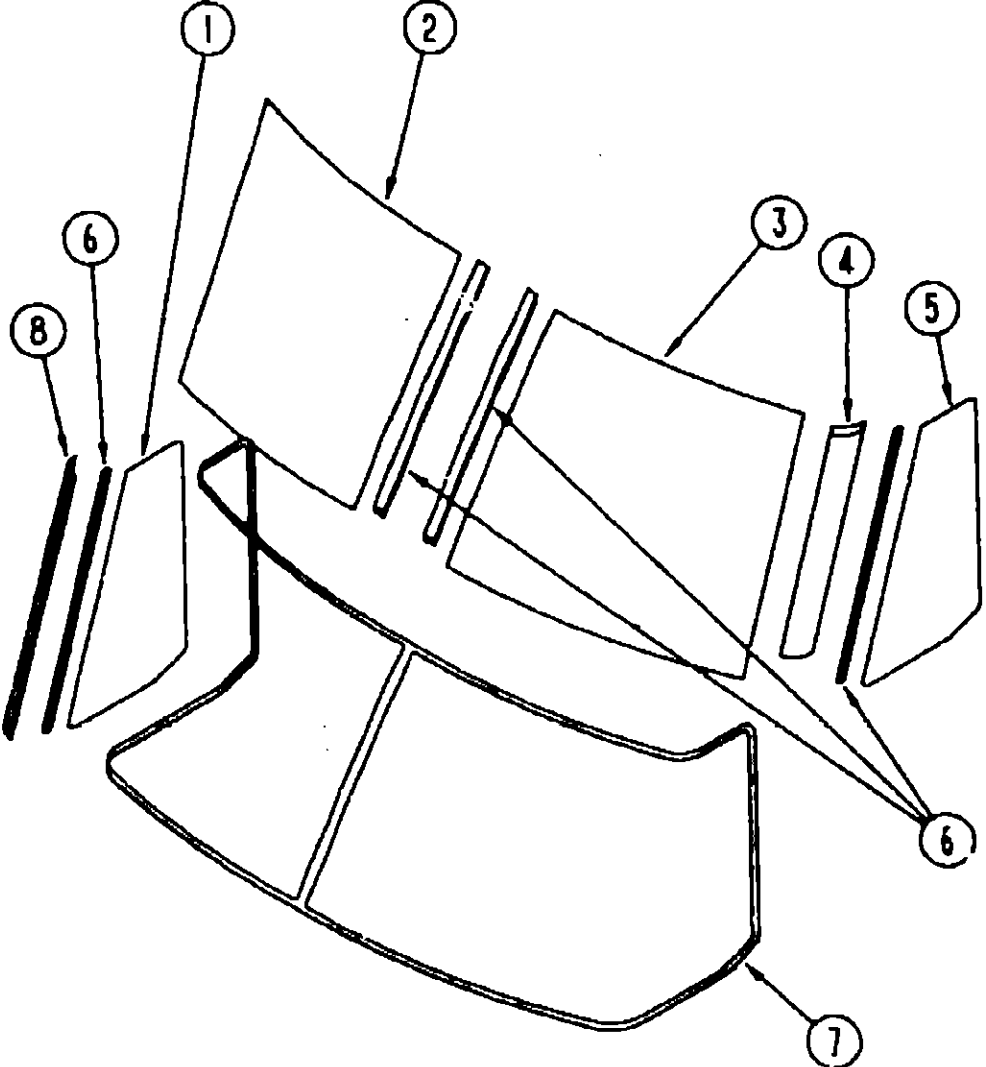
WINDOW, VENT & EXTERIOR DOOR GROUP (CONTINUED)



WIPER COMPONENTS

KEY PART NUMBER	U/M DESCRIPTION
1 095963-01-000	EA ARM-WIPER, PANTOGRAPH - 28"
2 045794-01-000	FT HOSE-WASHER, WINDSHIELD - 5/32" ID - BLACK
3 095964-01-000	EA BLADE-WIPER, 24"
4 092334-01-000	EA BRACKET-WIPER, MOTOR
5 067193-02-000	EA LINK-CONNECTING, PASSENGER - 9.2"
6 067192-01-000	EA LINK-DRIVER CONNECTING, W/BLACK BUSHING - 37.85"
7 096381-01-000	EA MOTOR-WIPER, FRONT
8 096505-01-000	EA PIVOT SHAFT
096526-01-000	EA SCREW-HEX, 1/4 - 28 UNF
9 056000-02-000	EA WASHER-WINDSHIELD, BOTTLE & PUMP
056000-01-700	FT VACUUM HOSE 7/64 - 5/32
041791-01-000	FT SEAL-VINYL, FLEX U-CHANNEL
061603-01-000	EA GROMMET-SNAP, 3/16 ID - 3/8 HOLE - PLASTIC - BLACK
071015-21-000	EA GROMMET-.50" ID, FITS .19" MATERIAL, RUBBER- SPLIT
077049-01-000	EA NUT-ACORN, 10-32 ALUMINUM
077048-01-000	EA SHAFT-ADAPTER, WINDSHIELD PANTOGRAPH ARM
091206-02-000	EA CONTROL-WIPER
067188-01-000	EA STUD-CRANK, WIPER

WINDOW, VENT & EXTERIOR DOOR GROUP (CONTINUED)



WINDSHIELDS, TRIMS & MOLDINGS

KEY PART NUMBER	U/M DESCRIPTION
1 091953-03-000	EA GLASS-CORNER VENT, PASSENGER
2 091215-01-000	EA GLASS-WINDSHIELD, PASSENGER
3 091215-02-000	EA GLASS-WINDSHIELD, DRIVER
4 091901-02-000	EA TRIM-A-PILLAR, DR - BETWEEN WINDSHIELD & VENT GLASS - BLK
5 091953-04-000	EA GLASS-CORNER VENT, DRIVER
6 098788-01-000	EA CHANNEL-RIGID, WINDSHIELD - .38" - PVC
7 091986-01-000	EA MOLDING-REVEAL, WINDSHIELD - SURROUNDS BOTH WINDSHIELDS
8 091901-01-000	EA TRIM-A-PILLAR, PASS - BETWEEN WINDSHIELD & VENT GLASS - BLK
002328-02-000	EA BLOCK-WINDSHIELD, .062" X .5" X .98"
091969-01-000	EA FRAME-WINDSHIELD, LOWER - INNER - PASSENGER
091969-02-000	EA FRAME-WINDSHIELD, LOWER - INNER - DRIVER
040921-04-000	EA NUT-SPEED, U TYPE - NO. 8 - .59" LENGTH X .44" WIDTH
040921-05-000	EA NUT-SPEED, U TYPE - NO. 8 - .67" LENGTH X .44" WIDTH
040921-06-000	EA NUT-SPEED, U TYPE - NO. 8 - .57" LENGTH X .63" WIDTH

1990 WINNEBAGO
TABLE OF CONTENTS

INTRODUCTION	A-01 -	A-02
ABBREVIATIONS		A-03
ALPHABETICAL INDEX	A-04 -	A-06
WCN31RQ	A-07 -	F-12
WCN33RQ	F-13 -	K-18

1990 WCN31RQ INDEX

FLOOR PLAN	A-07 -	A-08
ACCESSORIES	A-09 -	A-20
BATH	A-21 -	A-24
BEDROOM	B-01 -	B-04
CHASSIS	B-05 -	B-14
C C & PAD	B-15 -	B-22
DINETTE	B-23 -	C-02
DRIVERS	C-03 -	C-06
ELECTRICAL	C-07 -	C-14
EXTERIOR BODY	C-15 -	D-02
GALLEY	D-03 -	D-00
HEATING & A/C	D-09 -	D-12
INTERIOR FINISH	D-13 -	D-17
LABEL	D-18 -	E-02
LP		E-03
LOUNGE	E-04 -	E-05
SEALANTS & FASTENERS	E-06 -	E-08
WATER & SEWAGE	E-09 -	E-13
WINDOW, VENT AND EXTERIOR DOOR	E-14 -	F-12