
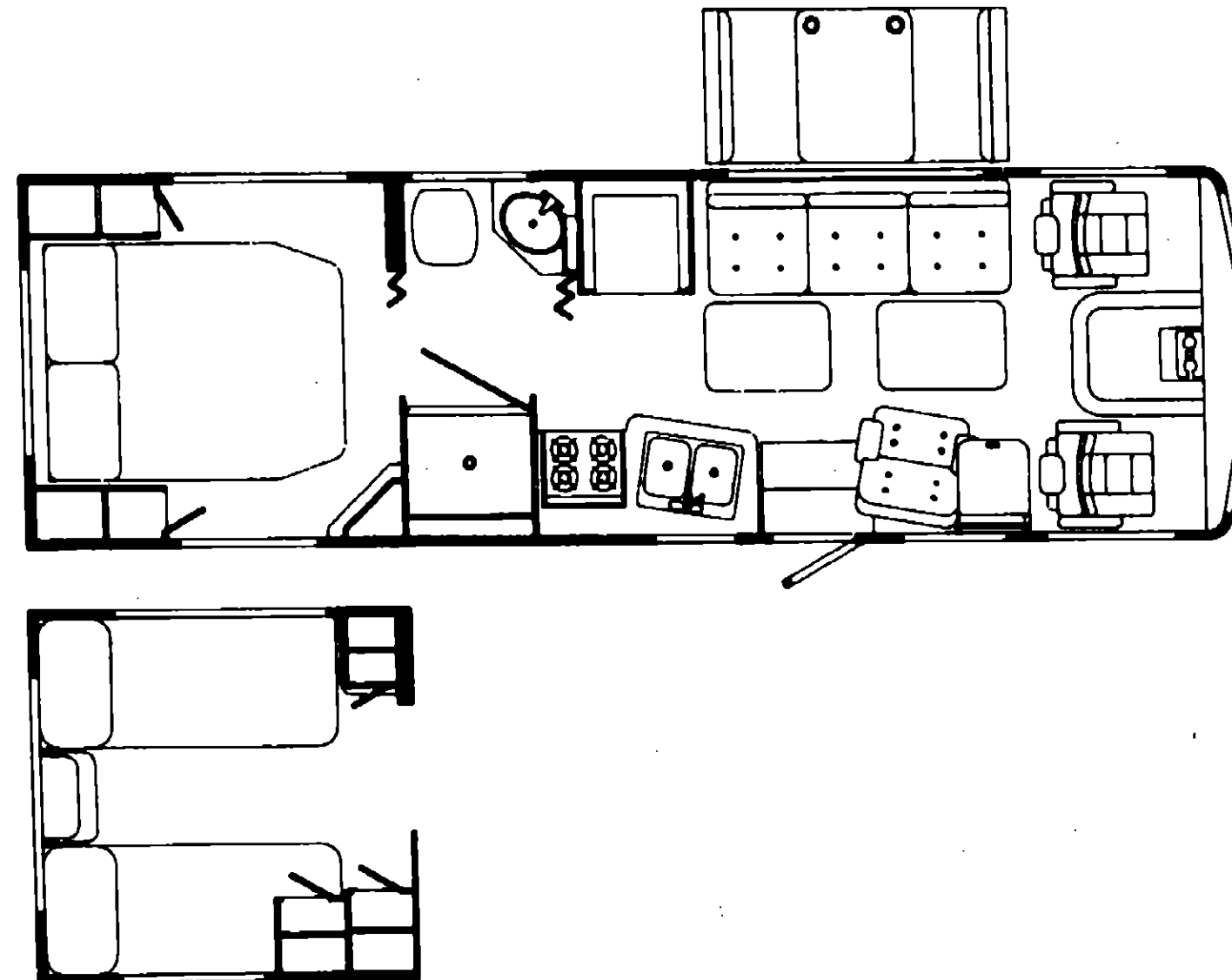


1990 WCM27RQ



WINNEBAGO TABLE OF CONTENTS

INTRODUCTION	A-01 - A-02
ABBREVIATIONS	A-03
ALPHABETICAL/GROUP REFERENCE	A-04 - A-08
WCM27RQ	A-07 - E-15
WKM40RQ	E-17 - I-22



1990 WCM27RQ INDEX

Floor Plan	A-07 - A-08
Accessories Group	A-09 - A-11
Bath Group	A-12 - A-13
Bedroom Group	A-14 - A-18
Chassis Group	A-19 - B-06
Curtain, Cushion & Pad Group	B-07 - B-18
Dinette Group	B-19 - B-21
Driver's Compartment Group	B-22 - C-02
Electrical Group	C-03 - C-06
Exterior Body Group	C-07 - C-15
Galley Group	C-16 - C-19
Heating & Air Conditioning Group	C-20 - C-21
Interior Finish Group	C-22 - C-23
Labels Group	C-24 - D-06
LP Group	D-07
Lounge Group	D-10 - D-12
Sealants & Fasteners Group	D-13 - D-14
Water & Sewage Group	D-15 - D-17
Window, Vent & Exterior Door Group	D-18 - E-15

POWER SEARCHLIGHT

Figure 1 shows three views of a square-shaped mold assembly. (1) is a top view of the mold body, showing a square shape with rounded corners and a central circular area. (2) is a bottom view of the mold body, showing a square shape with rounded corners and a central circular area. (3) is a top view of the mold body with a circular insert and a central rod.

FRONT RADIO

Key	Part Number	U/M	Description
	097459-01-000	EA	Radio - AM/FM - Cassette - Digital Clock - Seek/Scan - Audiovox 1M-DXA
	097460-02-000	EA	Radio - AM/FM - Cassette - Digital Clock - Seek - Sony XR-4147
	097621-01-000	EA	Mounting Kit - Audiovox Radio
	097622-01-000	EA	Radio Output Adaptor Harness - Audiovox Radio
	097620-03-000	EA	Mounting Kit - Sony Radio
	031105-02-000	EA	Antenna - Side Mount - 12" w/Ground
	031105-01-700	EA	Upper Antenna Holder
	073741-03-000	EA	Speaker - Dash - 4" x 6" Oval - Audiovox 110-2074
	073741-04-000	EA	Speaker Grille - Dash - 4" x 6" Oval - Audiovox 136-1157
	094097-01-000	EA	Speaker - Cabinetry - 5.25" Dia. - w/o Grille - Audiovox 110C3030
1	074979-01-000	EA	Speaker Cover - Light Oak
2	089340-01-000	EA	Speaker Grille - 6.5" Square - Magnadyne G541WI
3	089340-02-000	EA	Speaker Grille & Adapter - 6.5" Square

Key	Part Number	U/M	Description
	054185-35-000	EA	Operator's Manual
	C92318-01-000	EA	3 Ring Binder - Motor Home Manual
	092319-01-000	EA	Pocket Page - 3 Ring Binder
	098084-02-000	EA	Cassette - Superchief
	094499-01-000	EA	Fire Extinguisher - 1A10BC (USA)
	094499-02-000	EA	Fire Extinguisher - 1A10BC (CSA)
	094499-01-700	EA	Holder - Fire Extinguisher
	072652-01-000	EA	Smoke Detector - w/9 Volt Battery

This diagram illustrates the exploded view of a television set, showing the main unit and its various components. The components are labeled with numbers 1 through 16:

- 1: Main television unit.
- 2: Top cover.
- 3: Top cover hinge.
- 4: Top cover hinge pin.
- 5: Top cover hinge bracket.
- 6: Bottom cover.
- 7: Bottom cover hinge.
- 8: Bottom cover hinge pin.
- 9: Bottom cover hinge bracket.
- 10: Bottom cover hinge pin.
- 11: Bottom cover hinge bracket.
- 12: Bottom cover hinge pin.
- 13: Bottom cover hinge bracket.
- 14: Bottom cover hinge pin.
- 15: Bottom cover hinge bracket.
- 16: Bottom cover hinge pin.

Key	Part Number	U/M	Description
*1		EA	Television System (Monitor & Camera w/Housing)
2	093041-01-000	EA	Cable - Monitor/Camera
3	031170-01-000	EA	Clamp - Cable - 3/16" Dia.
4	000G32-10-06B	EA	Screw - #10 - 32 x 3/8"
5	099325-01-000	EA	Bracket Asm. - Camera Adjust
*6		EA	Monitor - 8" - w/Bracket & Wire Harness
7	099323-01-01A	EA	Shroud - TV - Beige
8	099303-02-01A	EA	Caplug - RHW - Metal Washer
9	099303-01-01A	EA	Caplug - RH - Black
10	000G72-10-24B	EA	Screw - #10 - 32 x 1.50" - Slotted Hex
11	000G11-08-08T	EA	Screw - #8 - 18 x 1/2" (4 Used)
12	100319-01-000	EA	Retainer - Lens - Camera
13	099288-01-000	EA	Lens - Rear - Monitor Shroud
*14		EA	Camera & Housing
15	094001-01-000	EA	Clamp - Camera (2 Used)
16	300D24-10-00B	EA	Nut - Hex (4 Used)
	099305-01-000	EA	Spring - Compression
	088756-01-000	EA	Grommet - Web - 1 1/8" ID
	093040-03-000	EA	Wire Asm. - Monitor - Lower
	062037-01-000	EA	Housing - Auto Fuse - Natural
* These parts are to be repaired by vendor (Sony).			

- These parts are to be repaired by vendor (Sony).

INTRODUCTION	A-01 - A-02
ABBREVIATIONS	A-03
ALPHABETICAL/GROUP REFERENCE	A-04 - A-06
WCM27RQ	A-07 - E-15
WKM40RQ	E-17 - I-22

Floor Plan	A-07 - A-08
Accessories Group	A-09 - A-11
Bath Group	A-12 - A-13
Bedroom Group	A-14 - A-18
Chassis Group	A-19 - B-06
Curtain, Cushion & Pad Group	B-07 - B-18
Dinette Group	B-19 - B-21
Driver's Compartment Group	B-22 - C-02
Electrical Group	C-03 - C-06
Exterior Body Group	C-07 - C-15
Galley Group	C-16 - C-19
Heating & Air Conditioning Group	C-20 - C-21
Interior Finish Group	C-22 - C-23
Labels Group	C-24 - D-08
LP Group	D-09
Lounge Group	D-10 - D-12
Sealants & Fasteners Group	D-13 - D-14
Water & Sewage Group	D-15 - D-17
Window, Vent & Exterior Door Group	D-18 - E-15

ACCESSORIES GROUP (CONTINUED)

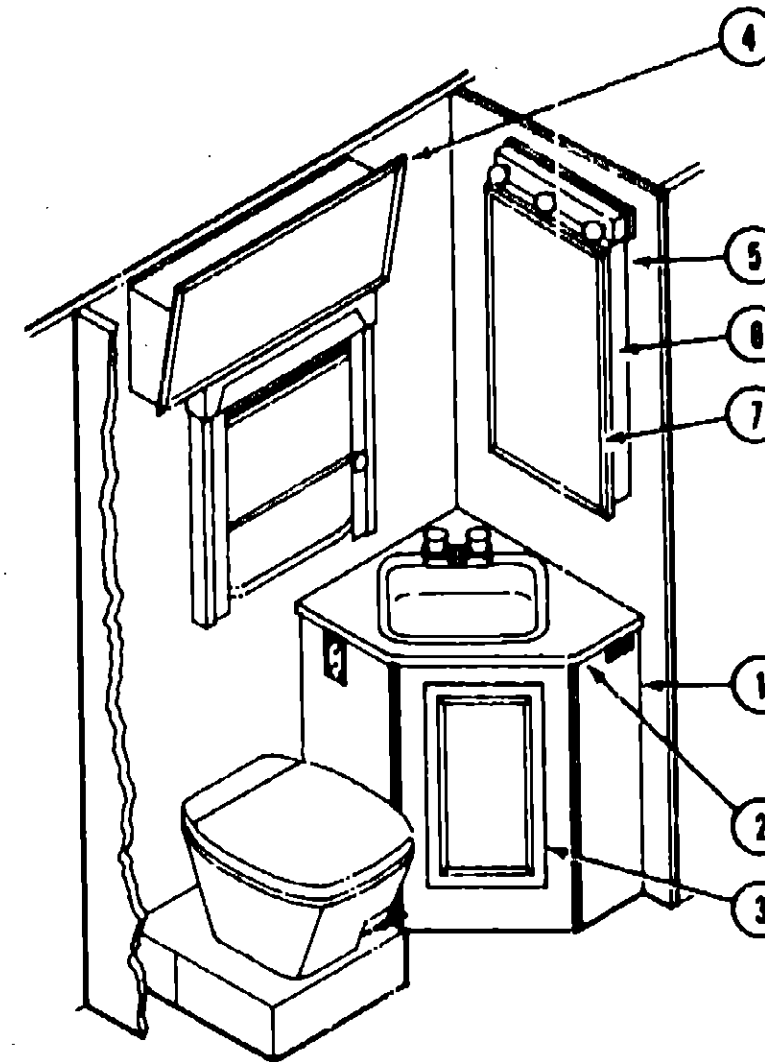
VACUUM CLEANER & RELATED COMPONENTS (OPTION 22T)

Key	Part Number	U/M	Description
	092304-01-000	EA	Vacuum Cleaner - Built-In
	092304-01-700	EA	Bags - Replacement (Pkg. of 5)
	092304-02-000	EA	Vacuum Cleaning Tool Set
	092304-02-700	EA	Hand Power Brush
	092304-02-701	EA	Dusting Tool
	092304-02-702	EA	Rug Tool
	092304-02-703	EA	Crevice Tool
	092304-02-704	EA	Motor/Relay
	092304-03-000	EA	Vacuum Cleaner Door Asm.
	039881-01-000	EA	Coupling - Plastic - 1 1/4"
	010001-01-000	EA	Elbow - Plastic

FRONT TV SYSTEM (OPTIONS 42C & 42Y)

Key	Part Number	U/M	Description
	098447-01-000	EA	Color TV - 13" - w/Remote - Magnavox RX4029WA (US)
	098447-02-000	EA	Color TV - 13" - w/Remote - Magnavox XK4029CH (CSA)
	098447-01-700	EA	TV Remote (For Magnavox RX4029WA, XK4029CH)
	098447-03-000	EA	Color TV - 13" - w/Remote - Magnavox RR1337W (US)
	098447-04-000	EA	Color TV - 13" - w/Remote - Magnavox RR1330W (CSA)
	098447-03-700	EA	TV Remote (For Magnavox RR133W, RR133OW)
	098448-01-000	EA	VCR - VHS - Cable Ready - w/Remote - Magnavox VR9815AT
	098448-02-000	EA	VCR - VHS - Cable Ready - w/Remote - Magnavox VR9912
	098448-03-000	EA	VCR - VHS - Cable Ready - w/Remote - Magnavox VR9010
	098448-01-700	EA	VCR Remote (For Magnavox VR9815AT)
	098448-02-700	EA	VCR Remote (For Magnavox VR9912)
	098448-03-700	EA	VCR Remote (For Magnavox VR9010)
	088757-03-000	EA	Control Center (Magnadyne VCS6)
	099048-01-000	EA	Inverter - 110 Watt
	088756-01-000	EA	Splitter - 2 Way
	099717-01-000	EA	Tiedown - TV
	099717-02-000	EA	Tiedown - TV
	098819-01-000	EA	Remote Speaker - 4" - 2 Watt - 8 Ohm
	093214-01-02A	EA	Grille - Speaker - 4" - Brown
	090030-01-000	EA	Wire Asm. - Speaker
	076319-01-000	EA	TV Antenna - 44" Mast
	076319-01-700	EA	RVSA-11/V Sensor Antenna
	076319-01-701	EA	Elevating Gear
	076319-01-702	EA	Shaft Elevating Asm.
	076319-01-703	EA	Nylon Bearing - 5" OD
	076319-01-704	EA	Nylon Bearing - 1.25" OD
	076319-01-705	EA	Nylon Bearing - .718" ID
	076319-01-706	EA	Elevating Crank w/Set Screw
	076319-01-707	EA	Handle Spring
	076319-01-708	EA	Crank Decal
	076319-03-000	FT	Coaxial Cable - 75 Ohm
	076319-04-000	EA	Connector & Ferrule
	076319-06-000	EA	Adaptor - Cable Roof Plate
	076319-08-000	EA	Wallplate - Receptacle - Ivory
	076319-11-000	EA	Adaptor - Coax w/Splitter
	076319-12-000	EA	Connector - Coaxial
	058708-01-000	EA	Duplex - Receptacle - Brown
	086777-03-000	EA	Wall Plate - Antenna/Power - Ivory
	086777-01-000	EA	Wall Plate - Antenna/Cable - Ivory
	090963-01-000	EA	Outside Receptacle - Cable TV
	090964-01-000	EA	Cover - Outside Receptacle
	087236-01-000	EA	Label - Cable Input
	087236-02-000	EA	Label - Cable Output
	088473-01-000	EA	Pin Housing
	088475-01-000	EA	Connector Pin
	088474-10-000	EA	Socket Housing
	088476-01-000	EA	Connector Socket
	099637-01-000	EA	Grommet

BATH GROUP



LAVATORY CABINET

Key	Part Number	U/M	Description
1	M97267-01-AB1	EA	Cabinet Asm. - w/o Doors or Hardware (AB1, AB2)
1	M97267-01-AB3	EA	Cabinet Asm. - w/o Doors or Hardware (AB3)
2	097267-11-AB1	EA	Countertop Asm. - Lavatory - No Cutouts (AB1, AB2)
2	097267-11-AB3	EA	Countertop Asm. - Lavatory - No Cutouts (AB3)
	076325-19-000	FT	Molding - Edge Band (AB1, AB2)
	076325-21-000	FT	Molding - Edge Band (AB3)
3	098685-01-AB6	EA	Door Asm. - Lavatory Cabinet - w/o Hardware
4	076073-01-01A	EA	Cabinet Asm. - Medicine - Almond - w/Door
	086303-52-X08	EA	Door Asm. - Medicine Cabinet - w/Mirror
	058331-05-000	EA	Mirror - Medicine Cabinet Door - 12" x 26"
5	M89723-01-AB1	EA	Cabinet Asm. - Bath Wall - Medicine - w/o Door or Hardware
6	M88304-E1-AB1	EA	Door Asm. - Medicine Cabinet - w/o Hardware
7	058331-01-000	EA	Mirror - Medicine Cabinet - 19" x 26"
	009059-01-000	EA	Hinge - Brass - 2"
	009787-12-000	EA	Wetting - Antique White

SHOWER CABINET

Key	Part Number	U/M	Description
	089318-02-000	EA	Jamb - Shower Door Gold
	089318-01-000	EA	Shower Door - Gold - w/Pivot Jamb
	089318-01-700	EA	Strap for Shower Door
	089318-01-701	EA	Vinyl Sweep
	078323-06-X14	EA	Cap Molding - Wall

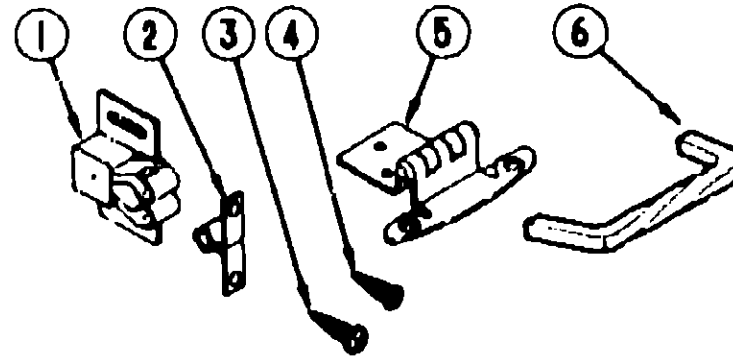
WINNEBAGO TABLE OF CONTENTS

INTRODUCTION	A-01 - A-02
ABBREVIATIONS	A-03
ALPHABETICAL/GROUP REFERENCE	A-04 - A-06
WCM27RQ	A-07 - E-15
WKM40RQ	E-17 - I-22

1990 WCM27RQ INDEX

Floor Plan	A-07 - A-08
Accessories Group	A-09 - A-11
Bath Group	A-12 - A-13
Bedroom Group	A-14 - A-18
Chassis Group	A-19 - B-06
Curtain, Cushion & Pad Group	B-07 - B-18
Dinette Group	B-19 - B-21
Driver's Compartment Group	B-22 - C-02
Electrical Group	C-03 - C-06
Exterior Body Group	C-07 - C-15
Galley Group	C-16 - C-19
Heating & Air Conditioning Group	C-20 - C-21
Interior Finish Group	C-22 - C-23
Labels Group	C-24 - D-08
LP Group	D-09
Lounge Group	D-10 - D-12
Sealants & Fasteners Group	D-13 - D-14
Water & Sewage Group	D-15 - D-17
Window, Vent & Exterior Door Group	D-18 - E-15

BATH GROUP (CONTINUED)



CABINET HARDWARE (DOORS & CABINETS)

Key	Part Number	U/M	Description
1	093586-03-000	EA	Roller Catch (Doors)
2	093586-04-000	EA	Steel Strike (Doors)
3	000G68-06-10G	EA	Screw - #6 - 18 x .625" POH - Antique Brass - Hinge to Door
4	000G13-06-10G	EA	Screw - #6 - 20 x .625" PFH - Antique Brass - Hinge to Cabinet
5	059777-02-000	EA	Hinge - Burnished Brass (Doors)
6	096645-01-000	EA	Pull Handle
	042357-15-002	EA	Corner Molding - Radius - Plastic
	016604-03-000	EA	Angle Support Bracket - 2.5"

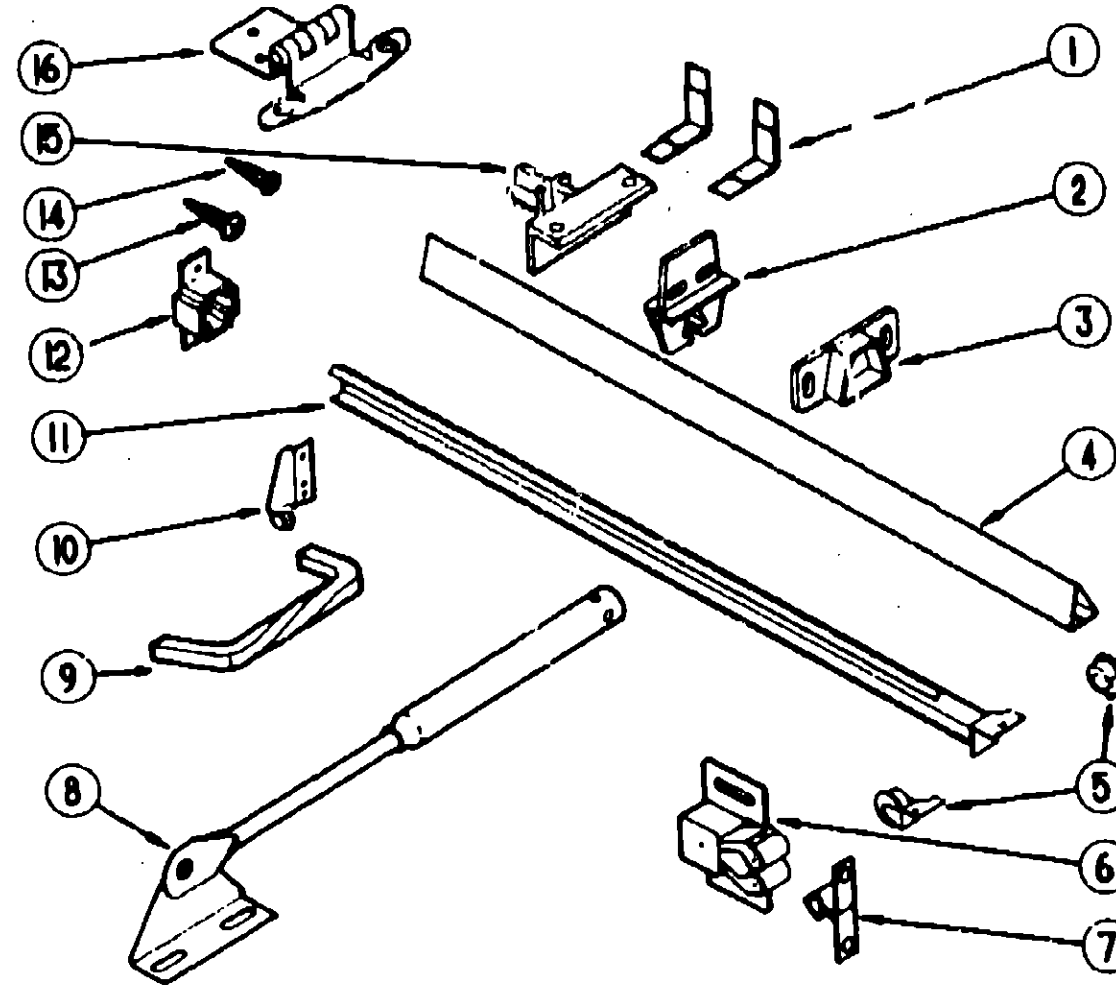
BATH HARDWARE

Key	Part Number	U/M	Description
	075240-05-000	EA	Lavatory Faucet - Brass (USA)
	011056-03-000	EA	Lavatory Faucet - Chrome (CSA)
	091253-01-000	EA	Gasket - Lavatory Faucet
	096645-01-01A	EA	Sink
	011069-03-000	EA	Tailpiece - Plastic - USA
	011069-02-000	EA	Tailpiece - Brass - CSA
	075241-04-000	EA	Faucet - Shower - Brass (USA)
	011059-04-000	EA	Faucet - Shower - Chrome (CSA)
	011048-02-000	EA	Shower Head - w/60" Hose (USA)
	011048-05-000	EA	Shower Head - w/60" Hose (CSA)
	075606-01-000	EA	Faucet Panel - Shower
	M02429-02-000	EA	Shower Pan Asm. - w/Strainer
	066436-01-000	EA	Slipnut - Tailpiece
	066440-01-000	EA	Strainer - w/Rubber Washer
	066436-01-000	EA	Nut - Strainer - Plastic
	075452-02-000	EA	Tissue Holder - Brass
	075454-02-000	EA	Towel Ring - Brass (USA)
	033580-01-000	EA	Towel Ring - Chrome (CSA)
	009112-01-000	EA	Flange - 1" Closet Rod (USA)
	024676-02-000	EA	Flange - 1" Closet Rod (CSA)
	075680-01-000	EA	Clothes Rod - Adjustable - 27" to 36"
	081614-02-000	EA	Soap Dish - Brass w/Plastic Cover (USA)
	090027-01-000	EA	Soap Dish - Chrome (CSA)
**	064076-01-000	EA	Toilet - Ivory
**	085330-04-000	EA	Toilet - China - Shorty w/Spray
The illustrated parts breakdown for this item is provided on the Common Items Fiche.			

MISCELLANEOUS

Key	Part Number	U/M	Description
	080224-22-000	EA	Track - Folding Door - Rear - 32"
	080224-30-000	EA	Folding Door - Rear - 36" x 75" - Regal Oak
	080224-25-000	EA	Track - Folding Door - Front - S Curve
	080224-29-000	EA	Folding Door - Front - 36" x 75" - Regal Oak
	080224-01-700	EA	Latch & Catch Asm. - Folding Door
	057534-01-000	EA	Tieback - Folding Door - Clear Plastic - 6"

BEDROOM GROUP



CABINET HARDWARE (DOORS, DRAWERS & CABINETS)

Key	Part Number	U/M	Description
1	037688-02-000	EA	L-Corner Glide (Drawers)
2	037688-03-000	EA	Center Glide (Drawers)
3	037688-05-000	EA	Rail Mounting Bracket - Rear (Drawers)
4	037688-01-000	EA	V-Rail (Drawers)
5	102837-03-000	EA	Nylon Rollers (Set of 2) (Drawers)
6	093586-03-000	EA	Roller Catch
7	093586-04-000	EA	Steel Strike
8	074193-02-000	EA	Door Support
9	096645-01-000	EA	Pull Handle
10	102827-02-000	EA	Rear Roller Bracket (Drawers)
11	102827-05-000	EA	Track (Drawers)
12	102827-04-000	EA	Rear Mounting Bracket (Drawers)
13	000G68-06-10G	EA	Screw - #6 - 18 x .625" POH - Antique Brass - Hinge to Door
14	000G13-06-10G	EA	Screw - #6 - 20 x .625" PFH - Antique Brass - Hinge to Cabinet
15	037688-04-000	EA	Rail Mounting Bracket - Front (Drawers)
16	059777-02-000	EA	Hinge - Burnished Brass
	084466-02-000	EA	Slide Asm. - Right (Drawers)
	084466-03-000	EA	Slide Asm. - Left (Drawers)
	084466-04-000	EA	Slide Asm. - Right (Cabinet)
	084466-05-000	EA	Slide Asm. - Left (Cabinet)
	081521-02-007	EA	Corner Molding - Aluminum (Plastic Trim Holder)
	083620-01-000	FT	T-Molding - 3/4" w/Edge Lips (Cabinets)
	016604-03-000	EA	Angle Support Bracket - 2.5"

WINNEBAGO TABLE OF CONTENTS

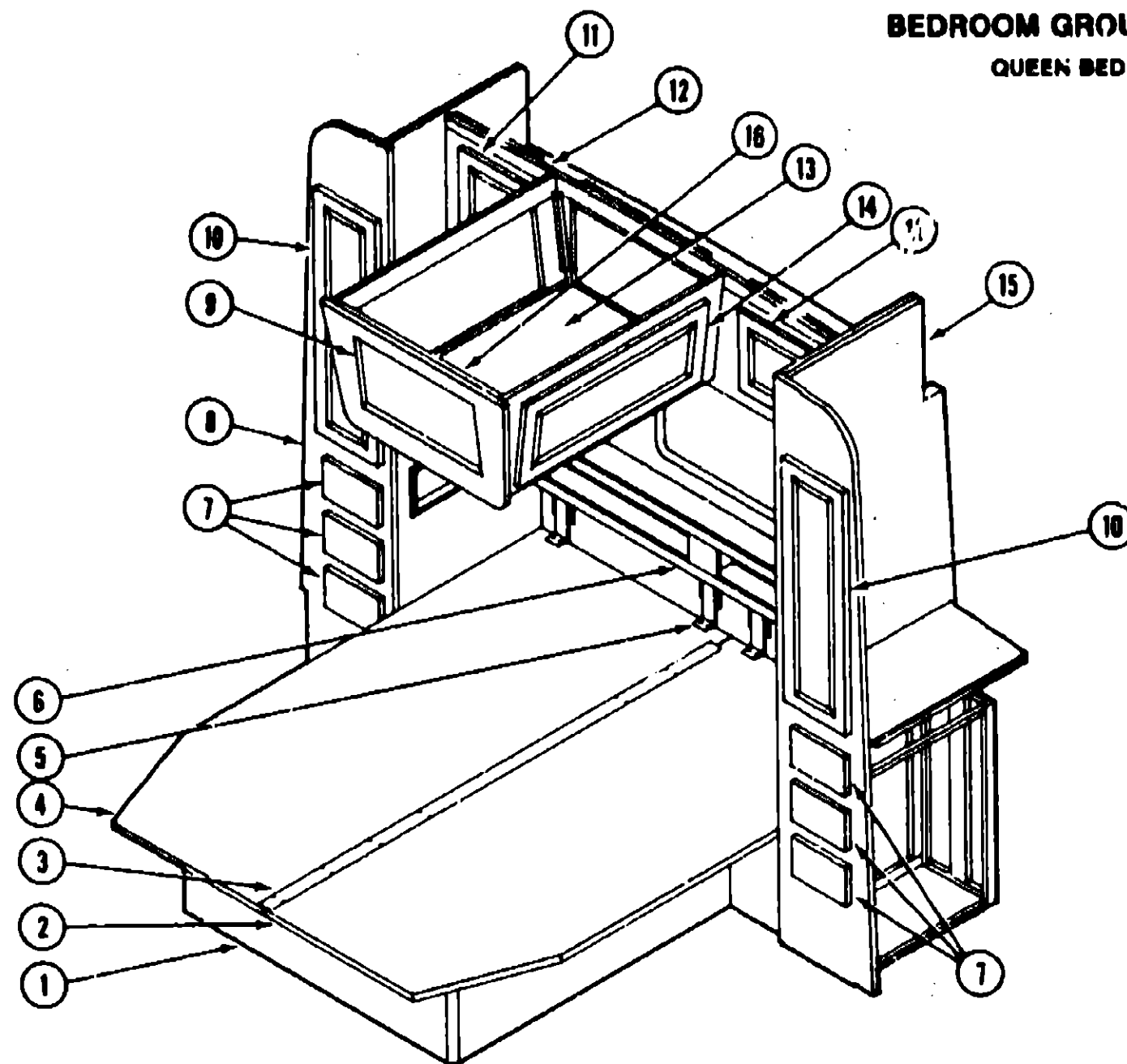
INTRODUCTION	A-01 - A-02
ABBREVIATIONS	A-03
ALPHABETICAL/GROUP REFERENCE	A-04 - A-06
WCM27RQ	A-07 - E-15
WKM40RQ	E-17 - I-22

1990 WCM27RQ INDEX

Floor Plan	A-07 - A-08
Accessories Group	A-09 - A-11
Bath Group	A-12 - A-13
Bedroom Group	A-14 - A-18
Chassis Group	A-19 - B-06
Curtain, Cushion & Pad Group	B-07 - B-16
Dinette Group	B-19 - B-21
Driver's Compartment Group	B-22 - C-02
Electrical Group	C-03 - C-06
Exterior Body Group	C-07 - C-15
Galley Group	C-16 - C-19
Heating & Air Conditioning Group	C-20 - C-21
Interior Finish Group	C-22 - C-23
Labels Group	C-24 - D-08
LP Group	D-09
Lounge Group	D-10 - D-12
Sealants & Fasteners Group	D-13 - D-14
Water & Sewage Group	D-15 - D-17
Window, Vent & Exterior Door Group	D-18 - E-15

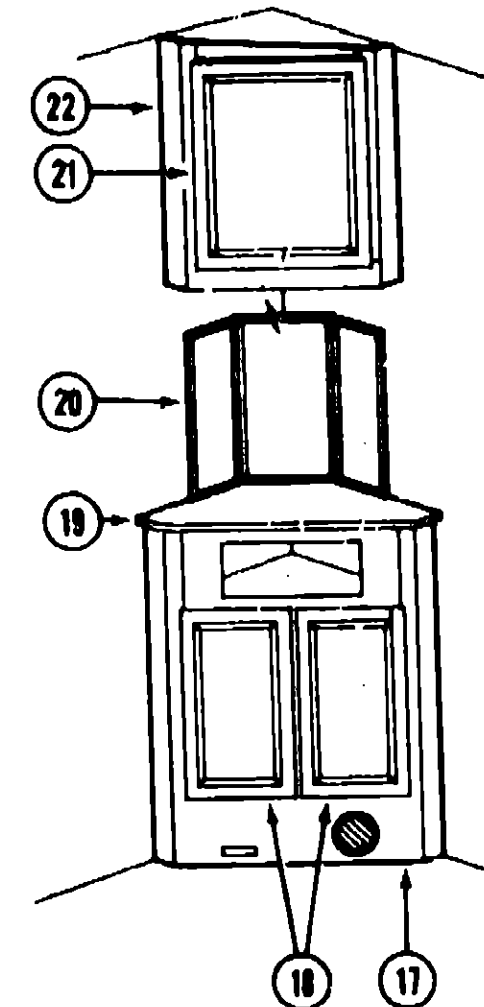
BEDROOM GROUP (CONTINUED)

QUEEN BED CABINETY



Key	Part Number	U/M	Description
1	M97265-01-AB1	EA	Cabinet Asm. - Queen Bed
2	M04035-02-AB1	EA	Cabinet Asm. - Bed Top
3	089076-03-000	EA	Support Channel (H)
4	M04035-01-000	EA	Cabinet Asm. - Bed Top
5	088199-01-X11	EA	Hinge
6	089577-01-X14	EA	Headboard Asm. - Queen Bed
7	M78921-11-X14	EA	Drawer Asm. - Wardrobe - w/Glides
	078922-08-X14	EA	Drawer Face - Wardrobe
8	097415-01-AB1	EA	Cabinet Asm. - Wardrobe - Passenger Side - w/o Door or Drawers
9	058331-18-000	EA	Mirror - Safety Glass
10	M88304-09-AB1	EA	Door Asm. - Wardrobe - w/o Hardware
11	M88304-08-AB6	EA	Door Asm. - Rear Overhead - w/o Hardware
12	M89156-01-AB1	EA	Cabinet Asm. - Rear Overhead - w/o Doors
12	M04079-01-AB1	EA	Cabinet Asm. - Rear Overhead - w/o Doors - w/o Center Overhead
	M88304-16-AB1	EA	Door Asm. - Rear Overhead - w/o Hardware - w/o Center Overhead
13	M89155-01-AB1	EA	Cabinet Asm. - Center Overhead - w/o Doors
14	M88304-08-AB6	EA	Door Asm. - Center Overhead - w/o Hardware
15	098204-01-AB1	EA	Cabinet Asm. - Wardrobe - Driver Side - w/o Door or Drawers
16	089599-01-X14	EA	End Cap Asm. - Center Overhead

A-15



Key	Part Number	U/M	Description
17	089167-01-AB1	EA	Cabinet Asm. - Lower Vanity - w/o Doors
18	M88304-21-AB6	EA	Door Asm. - Lower Vanity - w/o Hardware
19	089167-11-AB1	EA	Countertop Asm. - Lower Vanity
20	090588-01-X14	EA	Mirror Asm. - Vanity - w/Glass
	058331-28-000	EA	Mirror - Safety Glass
21	M88304-B6-AB1	EA	Door Asm. - Upper Vanity - w/o Hardware
22	089168-01-AB1	EA	Cabinet Asm. - Upper Vanity - w/o Door
	023320-01-000	EA	Felt Pad - 3/8" Dia.
	084357-02-W24	EA	TV Stand
	058331-14-000	EA	Mirror - TV Stand - Safety Glass - 14" x 17"
	084358-04-000	EA	Insert - TV Stand - Tan
	084412-01-000	EA	Support - TV Stand - Hinged
	094451-01-000	EA	Catch - TV Stand - Brass
	084824-02-000	EA	Hinge - TV Stand - Aluminum w/Holes - Tan
	081521-02-007	EA	Molding - 64 Hole Space
	042357-11-000	EA	Corner Molding - Radius - Plastic - Pecan
	080176-02-000	EA	Corner Cap - Radius - Pecan (Overhead Cabinet)
	083820-01-000	FT	T-Molding - 3/4" w/Edge Lips (Overhead Cabinets)
	009767-12-000	FT	Wetling - Antique White
	009767-10-000	FT	Wetling - Mahogany
	076325-16-000	FT	Molding - Edge Band (Lower Vanity)
	079653-04-000	EA	Molding - Batt Strip - Kerfed (Vanities)
	057480-04-000	EA	Gas Spring Rod
	057480-02-000	EA	Gas Spring - Ball Stud
	057480-03-000	EA	Gas Spring - Safety Clip
	089024-01-000	EA	Support - Gas Spring - Floor
	089025-01-000	EA	Support - Gas Spring - Bed

WINNEBAGO TABLE OF CONTENTS

INTRODUCTION	A-01 - A-02
ABBREVIATIONS	A-03
ALPHABETICAL/GROUP REFERENCE	A-04 - A-06
WCM27RQ	A-07 - E-15
WCM40RQ	E-17 - I-22

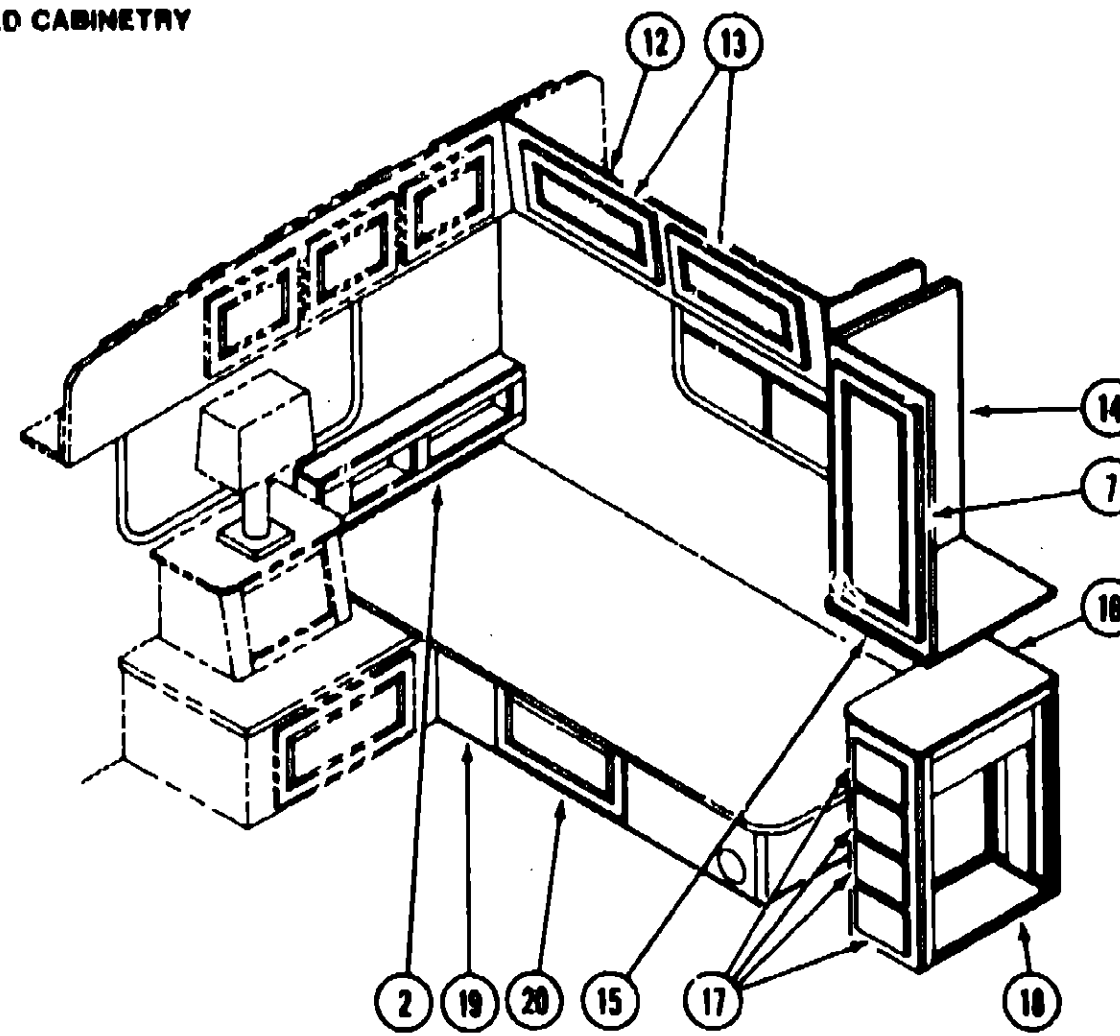
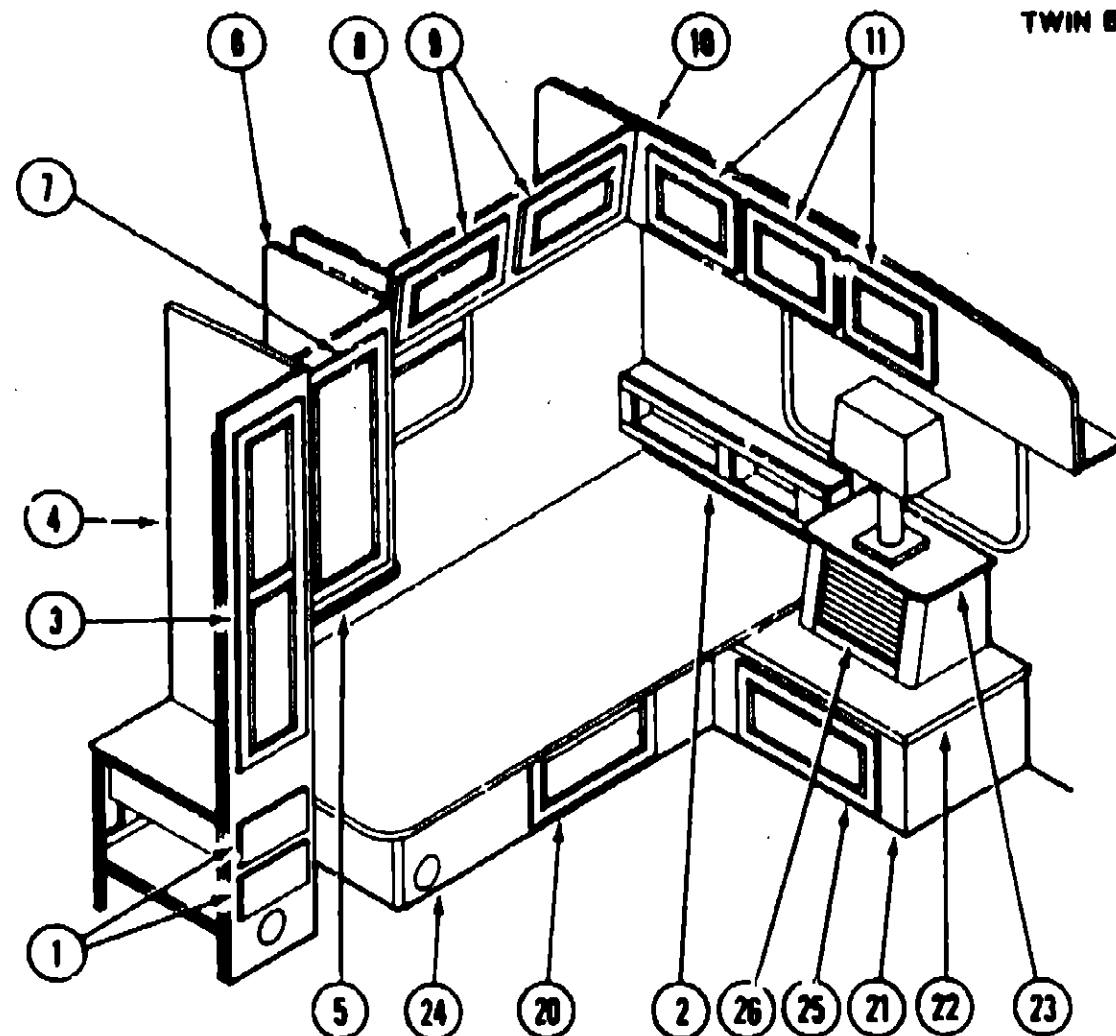
1990 WCM27RQ INDEX

Floor Plan	A-07 - A-08
Accessories Group	A-09 - A-11
Bath Group	A-12 - A-13
Bedroom Group	A-14 - A-16
Chassis Group	A-19 - B-05
Curtain, Cushion & Pad Group	B-07 - B-18
Dinette Group	B-19 - B-21
Driver's Compartment Group	B-22 - C-02
Electrical Group	C-03 - C-06
Exterior Body Group	C-07 - C-15
Galley Group	C-16 - C-19
Heating & Air Conditioning Group	C-20 - C-21
Interior Finish Group	C-22 - C-23
Labels Group	C-24 - D-06
LP Group	D-09
Lounge Group	D-10 - D-12
Sealants & Fasteners Group	D-13 - D-14
Water & Sewage Group	D-15 - D-17
Window, Vent & Exterior Door Group	D-18 - E-15

A-16

BEDROOM GROUP (CONTINUED)

TWIN BED CABINTRY



WINNEBAGO TABLE OF CONTENTS

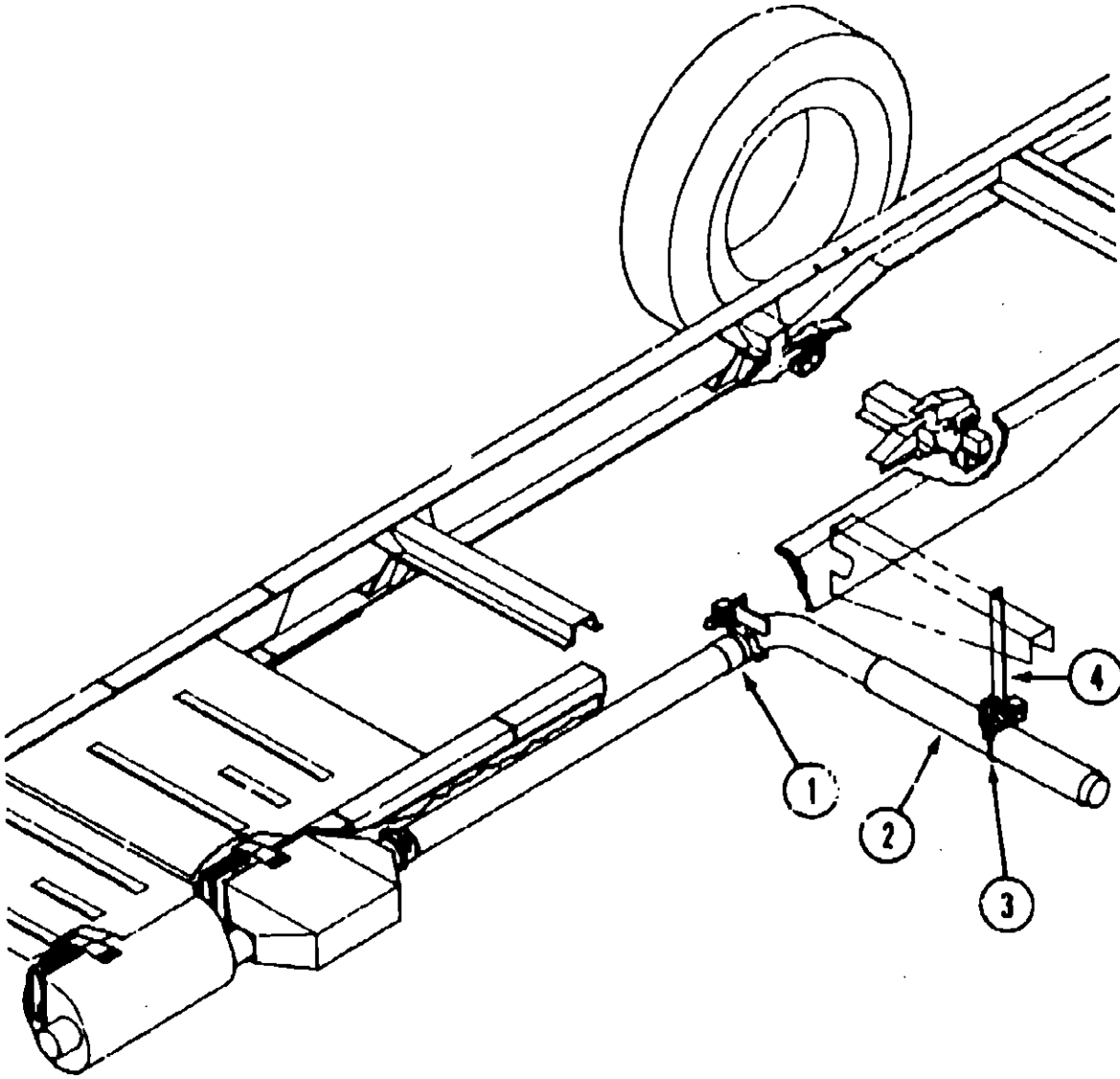
INTRODUCTION	A-01 - A-02
ABBREVIATIONS	A-03
ALPHABETICAL/GROUP REFERENCE	A-04 - A-06
WCM27RQ	A-07 - E-15
WKM40RQ	E-17 - I-22

1990 WCM27RQ INDEX

Key	Part Number	U/M	Description
1	M78921-11-X14	EA	Drawer Asm. - Wardrobe - w/o Hardware
	078922-08-X14	EA	Drawer Face - Wardrobe
2	090583-01-X14	EA	Headboard Asm. - Twin Bed
3	M88304-09-AB1	EA	Door Asm. - Wardrobe - w/o Hardware
4	M90820-01-AB1	EA	Cabinet Asm. - Wardrobe - w/o Door or Drawers
5	081280-13-W24	EA	End Cap Asm. - Shirt Closet - Passenger Side
6	M89593-01-AB1	EA	Cabinet Asm. - Shirt Closet - Passenger Side - w/o Door
7	M88304-82-AB1	EA	Door Asm. - Shirt Closet - w/o Hardware
8	M81313-05-AB1	EA	Cabinet Asm. - Passenger Side Overhead - w/o Doors
9	M88304-08-AB6	EA	Door Asm. - Passenger Side Overhead - w/o Hardware
	081325-04-W30	EA	End Cap Asm. - Passenger Side Overhead
10	M81308-25-AB1	EA	Cabinet Asm. - Rear Overhead - w/o Doors
11	M88304-08-AB6	EA	Door Asm. - Rear Overhead - w/o Hardware
12	M89600-02-AB1	EA	Cabinet Asm. - Driver Side Overhead - w/o Doors
13	M88304-16-AB1	EA	Door Asm. - Driver Side Overhead - w/o Hardware
	081325-04-W30	EA	End Cap Asm. - Driver Side Overhead
14	M89594-01-AB1	EA	Cabinet Asm. - Shirt Closet - Driver Side - w/o Door
15	081280-16-W24	EA	End Cap Asm. - Shirt Closet - Driver Side
16	089534-11-X14	EA	Countertop Asm. - Nightstand - Driver Side
17	M78921-02-W13	EA	Drawer Asm. - Nightstand - Driver Side
18	089534-01-AB1	EA	Cabinet Asm. - Nightstand - Driver Side - w/o Drawers
19	M97790-01-AB1	EA	Cabinet Asm. - Twin Bed - Driver Side - w/o Door
20	M88304-04-AB1	EA	Door Asm. - Twin Beds & Center Nightstand - w/o Hardware
21	097270-01-AB1	EA	Cabinet Asm. - Nightstand - Center
22	097270-14-AB1	EA	Countertop Asm. - Center Nightstand - Lower
23	097270-11-AB1	EA	Countertop Asm. - Center Nightstand - Upper
24	M97791-01-AB1	EA	Cabinet Asm. - Twin Bed - Passenger Side - w/o Doors
25	M82184-14-AB6	EA	Drawer Asm.
26	097270-14-AB1	EA	Tambour Door
	M97171-01-000	EA	Handle - Tambour Door

Floor Plan	A-07 - A-09
Accessories Group	A-09 - A-11
Bath Group	A-12 - A-13
Bedroom Group	A-14 - A-18
Chassis Group	A-19 - B-06
Curtain, Cushion & Pad Group	B-07 - B-18
Dinette Group	B-19 - B-21
Driver's Compartment Group	B-22 - C-02
Electrical Group	C-03 - C-06
Exterior Body Group	C-07 - C-15
Galley Group	C-16 - C-19
Heating & Air Conditioning Group	C-20 - C-21
Interior Finish Group	C-22 - C-23
Labels Group	C-24 - D-08
LP Group	D-09
Lounge Group	D-10 - D-12
Sealants & Fasteners Group	D-13 - D-14
Water & Sewage Group	D-15 - D-17
Window, Vent & Exterior Door Group	D-18 - E-15

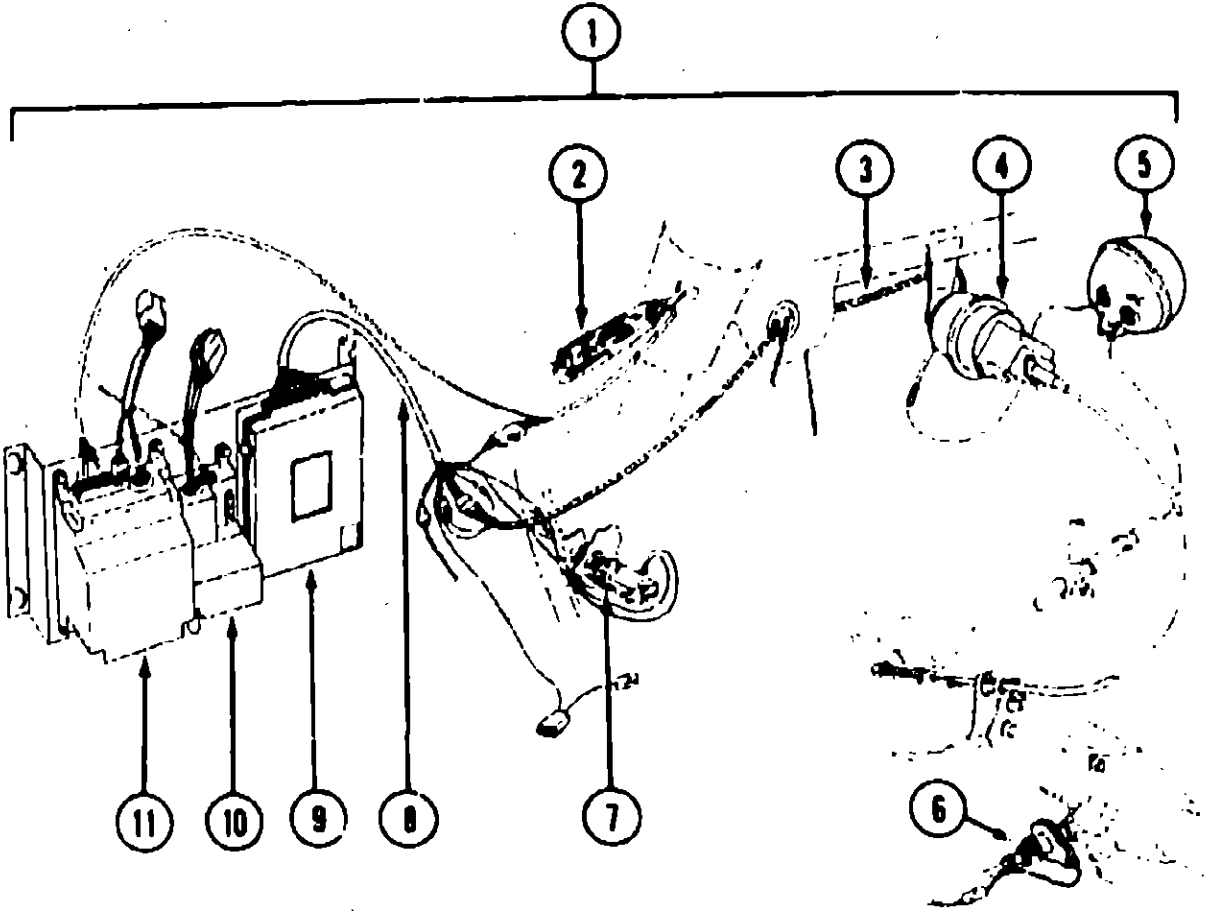
CHASSIS GROUP



EXHAUST SYSTEM

Key	Part Number	U/M	Description
1	094918-01-000	EA	Exhaust Clamp - 3"
2	098599-01-000	EA	Exhaust Pipe
3	094918-02-000	EA	Exhaust Clamp - 3.5"
	098054-02-000	EA	Support
4	098833-01-000	EA	Hanger Bracket - Exhaust

CHASSIS GROUP (CONTINUED)



CRUISE CONTROL (1990 CHEVROLET CHASSIS)

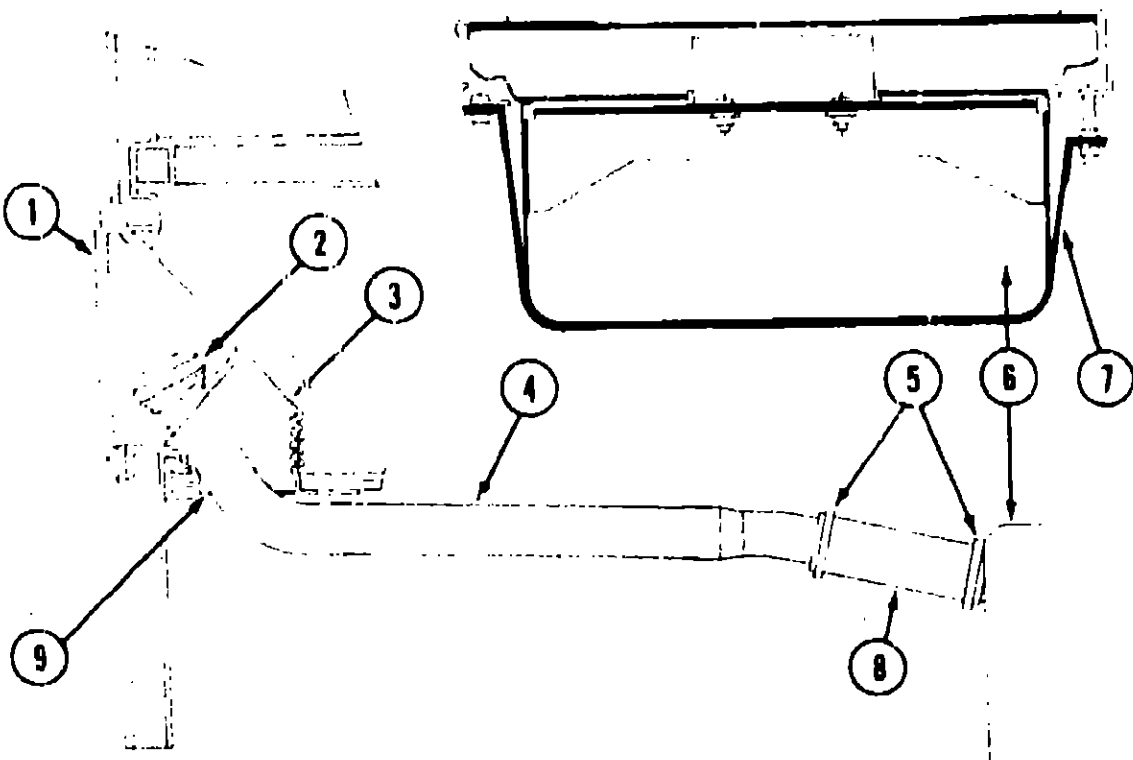
Key	Part Number	U/M	Description
1	094369-03-000	EA	Speed Control - 5 Stick II TBI
2	094369-01-701	EA	Switch & Lever Asm.
3	094369-01-700	EA	Servo & Cable Asm.
4	094369-01-708	EA	Servo Only
5	094369-01-705	EA	Vacuum Reservoir
6	069829-01-704	EA	Signal Generator Asm.
	069829-01-706	EA	Signal Generator Only
7	083212-01-704	EA	Stop Lamp/Cruise Release Switch
8	083212-04-701	EA	Main Wiring Harness
9	094369-01-702	EA	Regulator Asm. - Electronic
10	094369-01-704	EA	Headlight Dimmer Module Asm.
11	091900-01-702	EA	Wiper Control Module
	102362-01-705	EA	Throttle Retainer Clip
	059778-01-710	EA	Tester - Cruise Control w/Harness

WINNEBAGO
TABLE OF CONTENTS

INTRODUCTION	A-01 - A-02
ABBREVIATIONS	A-03
ALPHABETICAL/GROUP REFERENCE	A-04 - A-08
WCM27RQ	A-07 - E-15
WKM40RQ	E-17 - I-22

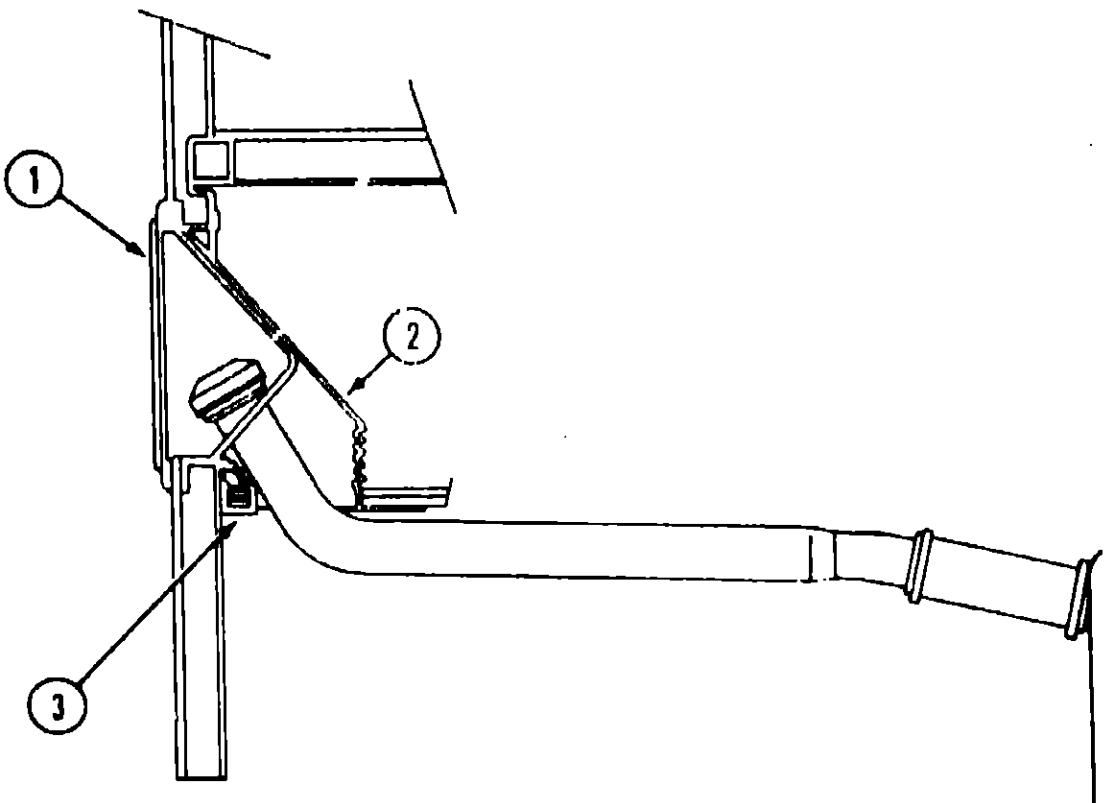
1990 WCM27RQ INDEX

Floor Plan	A-07 - A-08
Accessories Group	A-09 - A-11
Bath Group	A-12 - A-13
Bedroom Group	A-14 - A-18
Chassis Group	19 - B-08
Curtain, Cushion & Pad Group	B-07 - B-18
Dinette Group	B-19 - B-21
Driver's Compartment Group	B-22 - C-02
Electrical Group	C-03 - C-06
Exterior Body Group	C-07 - C-15
Galley Group	C-16 - C-19
Heating & Air Conditioning Group	C-20 - C-21
Interior Finish Group	C-22 - C-23
Labels Group	C-24 - I-03
LP Group	J-09
Lounge Group	D-10 - D-12
Sealants & Fasteners Group	D-13 - D-14
Water & Sewage Group	D-15 - D-17
Window, Vent & Exterior Door Group	D-18 - E-15



FUEL SYSTEM COMPONENTS (1989 CHEVROLET CHASSIS)

Key	Part Number	U/M	Description
1	078010-04-000	EA	Door Asm. - Fuel Fill - Beige
2	073220-02-000	EA	Cap Asm. - Fuel Fill - Non Locking (GM22525302)
3	083578-01-000	EA	Boot - Fuel Fill
4	089029-01-000	EA	Neck Asm. - Fuel Fill
5	082401-05-000	EA	Hose Clamp - Wormgear - 2" to 3" ID
6	090082-01-000	EA	Tank - Fuel - 80 Gallon
7	080486-02-000	EA	Strap Asm. - Fuel Tank
8	007111-03-000	EA	Lower Fuel Fill Hose - 1.75" ID x 3'
9	084235-01-000	EA	Support Flange - Fuel Fill Boot
	079661-01-000	EA	Valve Asm. - Vent - Fuel Tank
	079660-01-000	EA	Grommet Seat - Valve Asm. - Fuel Tank
	007063-01-023	EA	Extension Tube - Vent - Fuel Tank
	062401-10-000	EA	Hose Clamp - Wormgear - 1" to 2" - Fuel Vent
	024138-01-000	FT	Fuel Hose - 5/16" ID
	075929-01-000	EA	Canister Asm. - Vapor - 1500cc (GM17075835)
	098740-01-000	EA	Sending Unit - Fuel Pump
	086255-01-000	EA	Gasket - Sending Unit - Fuel Pump
	086254-01-000	EA	Retainer - Sending Unit - Fuel Pump
	062401-03-000	EA	Hose Clamp - Wormgear - .22" to 1" ID
	010495-01-000	EA	Clamp - Cable - 9/16" ID
	010497-01-000	EA	Clamp - Cable - 5/8" ID
	071015-07-000	EA	Grommet - 1" ID
	008401-01-000	EA	Conduit Strap - 3/4" - 1 Hole



FUEL SYSTEM COMPONENTS (1990 CHEVROLET CHASSIS)

Key	Part Number	U/M	Description
1	078010-04-000	EA	Door Asm. - Fuel Fill - Beige
2	083578-01-000	EA	Boot - Fuel Fill
3	084235-01-000	EA	Support Flange - Fuel Fill Boot

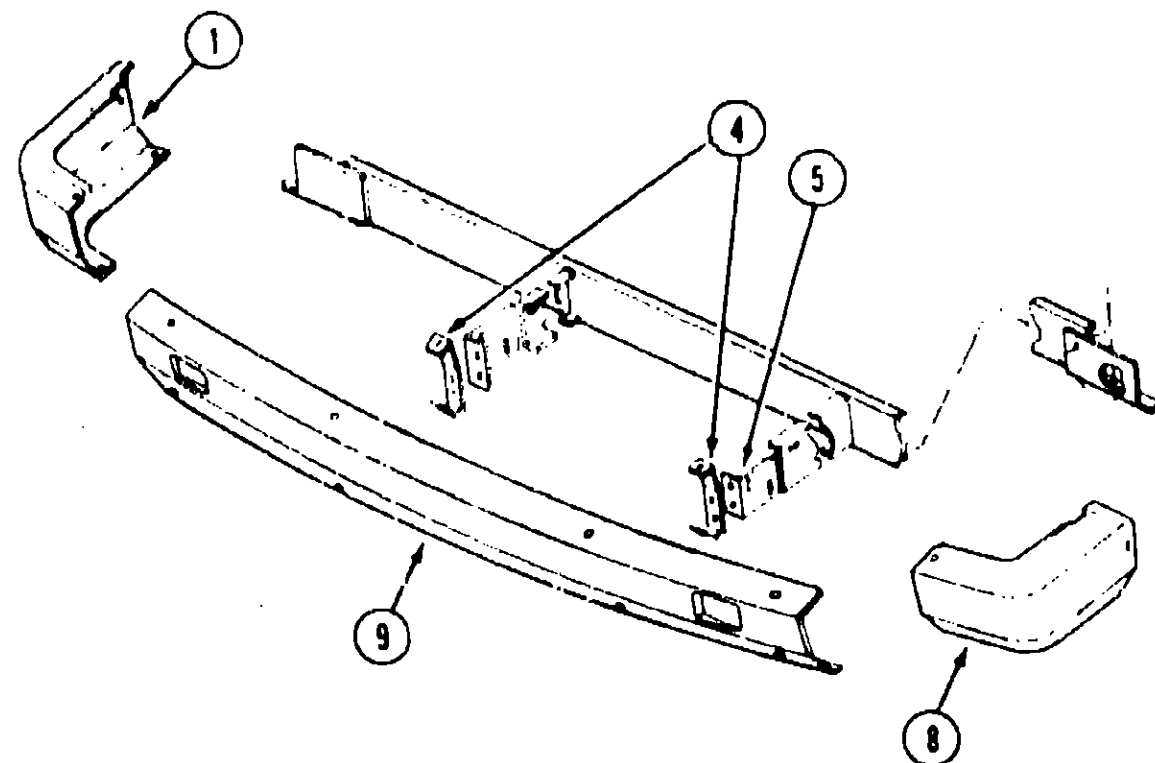
WINNEBAGO
TABLE OF CONTENTS

INTRODUCTION	A-01 - A-02
ABBREVIATIONS	A-03
ALPHABETICAL/GROUP REFERENCE	A-04 - A-06
WCM27RQ	A-07 - E-16
WKM40RQ	E-17 - I-22

1990 WCM27RQ INDEX

Floor Plan	A-07 - A-08
Accessories Group	A-09 - A-11
Bath Group	A-12 - A-13
Bedroom Group	A-14 - A-18
Chassis Group	A-19 - B-06
Curtain, Cushion & Pad Group	B-07 - B-18
Dinette Group	B-19 - B-21
Driver's Compartment Group	B-22 - C-02
Electrical Group	C-03 - C-06
Exterior Body Group	C-07 - C-15
Galley Group	C-16 - C-19
Heating & Air Conditioning Group	C-20 - C-21
Interior Finish Group	C-22 - C-23
Labels Group	C-24 - D-06
LP Group	D-07
Lounge Group	D-08 - D-12
Sealants & Fasteners Group	D-13 - D-14
Water & Sewage Group	D-15 - D-17
Window, Vent & Exterior Door Group	D-18 - E-15

CHASSIS GROUP (CONTINUED)



FRONT BUMPER

Key	Part Number	U/M	Description
1	078577-07-000	EA	Bumper End Cap - Passenger Side
4	077852-01-000	EA	Bracket to Bumper - Front
5	098339-01-000	EA	Bracket to Frame - Front Bumper
8	078577-08-000	EA	Bumper End Cap - Driver Side
9	077850-09-000	EA	Bumper - Front - Chrome
	005200-01-000	EA	Carriage Bolt - 7/16" - 14 x 1 1/4" SST Head

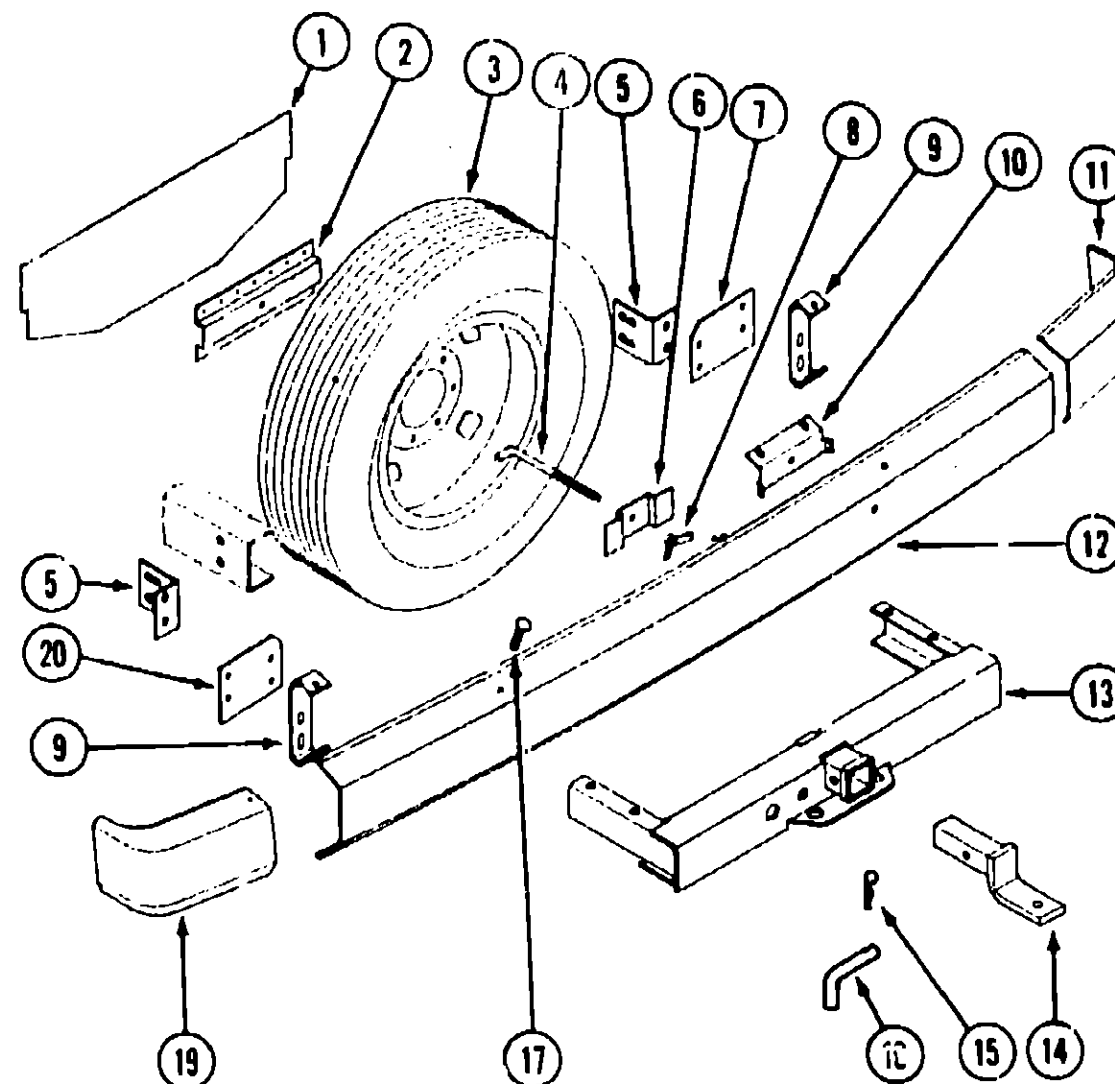
WHEEL COVER & MOUNTING HARDWARE

Key	Part Number	U/M	Description
	083181-03-000	EA	Wheel Cover - 19.5" (Set/4)
	083181-03-700	EA	Wheel Cover - 19.5" (1)
	083181-12-000	EA	Retainer Kit - 19.5" Wheel Cover (Set/4)
	083181-12-700	EA	Retainer Kit - 19.5" Wheel Cover - Front (1)
	083181-12-701	EA	Retainer Kit - 19.5" Wheel Cover - Rear (1)
	083181-04-702	EA	Nut Cover - 19.5" Wheel
	083181-04-703	EA	Center Cap - Chrome

CHROME WHEEL LINERS

Key	Part Number	U/M	Description
	091209-01-000	EA	Wheel Liner - Chrome - 19.5" (Set/4)
	091209-01-700	EA	Wheel Liner - Chrome - 19.5" - Front
	091209-01-701	EA	Wheel Liner - Chrome - 19.5" - Rear
	091209-01-702	EA	Axle Cover - 10 Lug - 19.5" - Front
	091209-01-703	EA	Axle Cover - 10 Lug - 19.5" - Rear
	091209-01-704	EA	Cover - Lug Nut
	077030-02-000	EA	Valve Stem Extension - 1.25"
	095012-03-000	EA	Valve Stem Extension - Dual Wheel

CHASSIS GROUP (CONTINUED)



SPARE TIRE, HITCH & REAR BUMPER

Key	Part Number	U/M	Description
1	077395-01-000	EA	Shield - Sight - Spare Tire
2	077403-01-000	EA	Support - Rod - Spare Tire
3	007324-04-000	EA	Tire - 8R19.5LRD - Michelin
	051377-01-000	EA	Valve Stem Asm.
4	077411-01-000	EA	Rod - Retaining - Spare Tire
5	078668-01-000	EA	Support Angle - Bumper - Rear
6	077399-01-000	EA	Retainer - Spare Tire
7	078760-02-000	EA	Plate Asm. - Bumper - Mounting - Passenger Side
8	064081-01-000	EA	Wing Nut
	077400-01-000	EA	Support - Spare Tire
	077759-01-000	EA	Spacer - Support - Spare Tire
9	078670-02-000	EA	Bracket Asm. - Bumper - Rear
10	081107-01-000	EA	Bracket - Bumper Pin
11	078578-01-000	EA	Cap - Bumper End - Passenger Side
12	078584-08-000	EA	Bumper - Rear - Chrome
13	077617-01-000	EA	Hitch Asm. - w/o Drawbar
14	077613-01-000	EA	Drawbar Asm. Only
15	034513-01-000	EA	Pin - Hitch - 3/16" Wire
16	034512-01-000	EA	Pin - Locking - Drawbar
	097745-02-000	EA	Housing - Receptacle - Trailer - 48" Wire Length
17	005200-01-000	EA	Bolt - Carriage - 7/16" x 14" x 1.25 w/Stainless Steel Cap
19	078578-02-000	EA	Cap - Bumper End - Driver
20	078760-03-000	EA	Plate Asm. - Bumper - Mounting - Driver Side

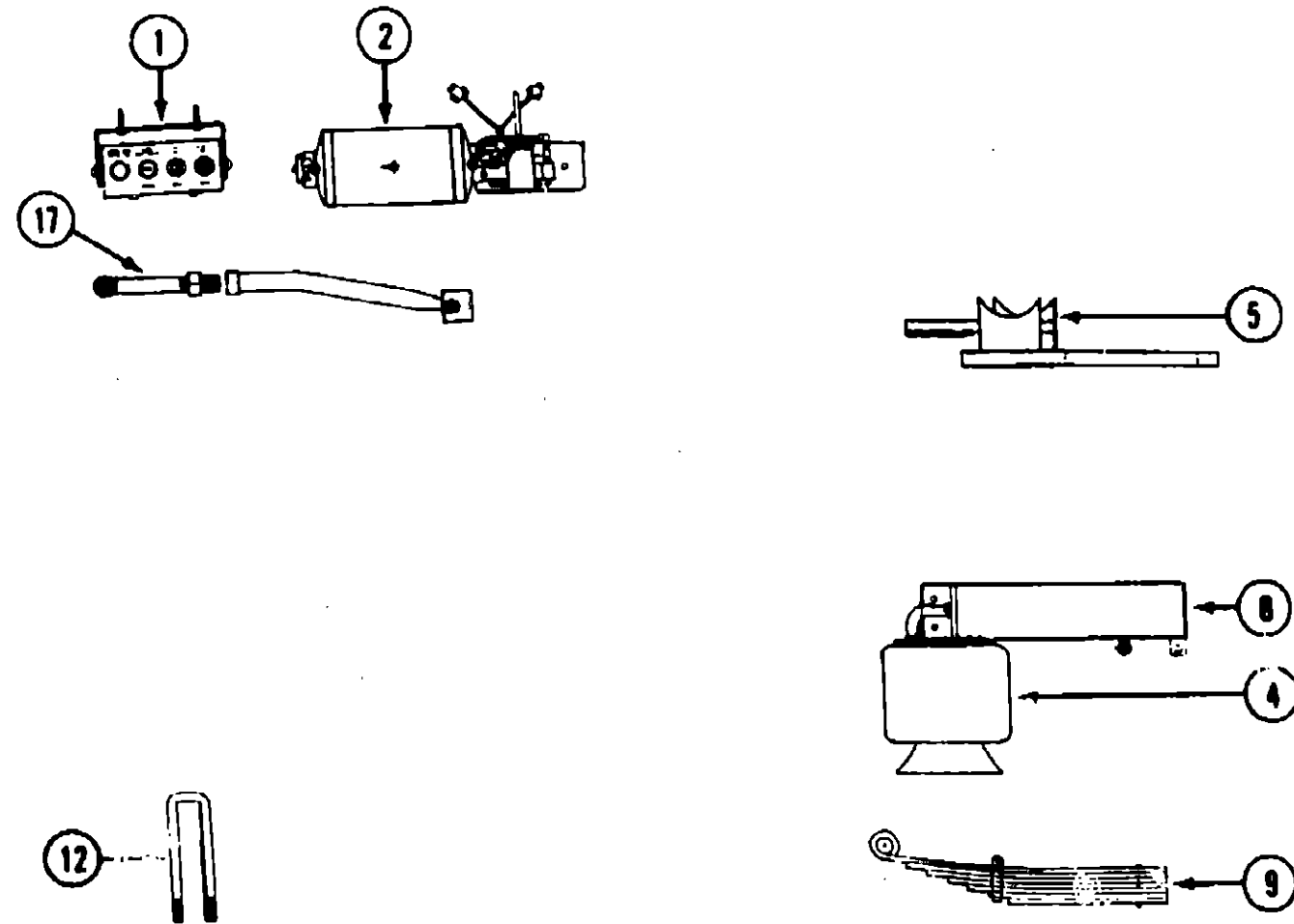
WINNEBAGO TABLE OF CONTENTS

INTRODUCTION	A-01 - A-02
ABBREVIATIONS	A-03
ALPHABETICAL/GROUP REFERENCE	A-04 - A-06
WCM27RQ	A-07 - E-16
WKM40RQ	E-17 - I-22

1990 WCM27RQ INDEX

Floor Plan	A-07 - A-08
Accessories Group	A-09 - A-11
Bath Group	A-12 - A-13
Bedroom Group	A-14 - A-16
Chassis Group	A-19 - B-06
Curtain, Cushion & Pad Group	B-07 - B-10
Dinette Group	B-19 - B-21
Driver's Compartment Group	B-22 - C-02
Electrical Group	C-03 - C-06
Exterior Body Group	C-07 - C-15
Galley Group	C-16 - C-19
Heating & Air Conditioning Group	C-20 - C-21
Interior Finish Group	C-22 - C-23
Labels Group	C-24 - D-08
LP Group	D-09
Lounge Group	D-10 - D-12
Sealants & Fasteners Group	D-13 - D-14
Water & Sewage Group	D-15 - D-17
Window, Vent & Exterior Door Group	D-18 - E-15

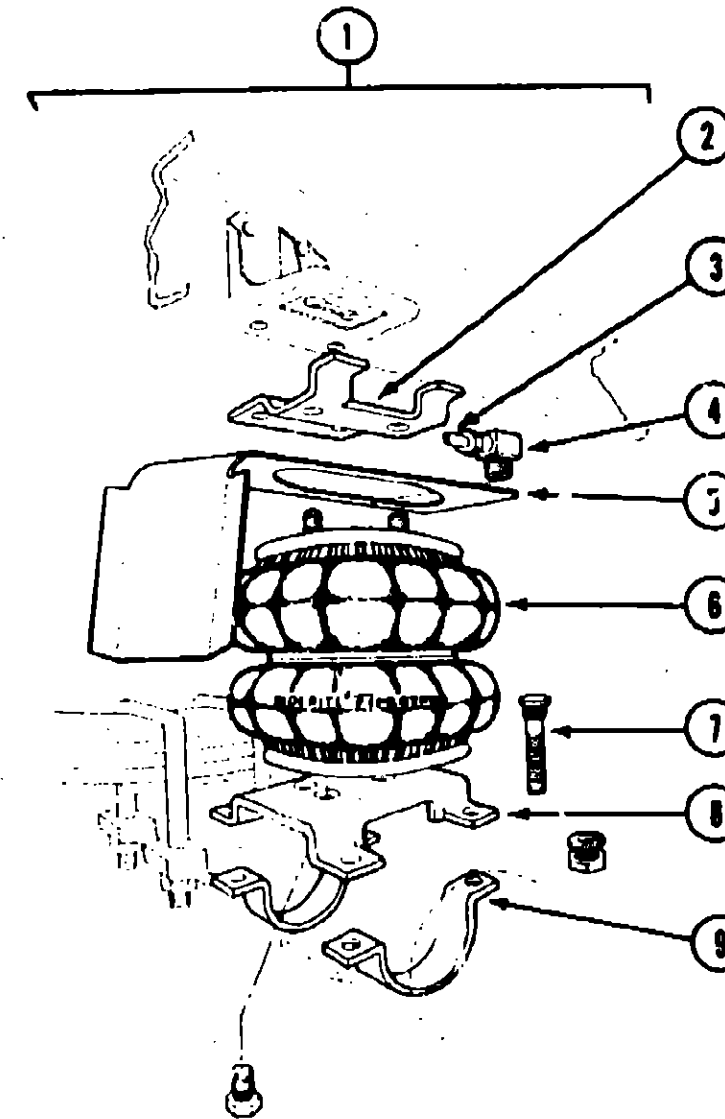
CHASSIS GROUP (CONTINUED)



JET AIR RIDE W/PARK & LEVEL

Key	Part Number	U/M	Description
1	090436-06-000	EA	Control - Park/Level w/Wiring
	090436-15-700	EA	Toggle Switch - Up/Down
	090436-15-701	EA	Toggle Switch - Lighted - Manual/Auto
	090436-15-702	EA	Indicator Light
2	090436-35-000	EA	Compressor Asm. w/Tank & Wiring
4	090436-15-704	EA	Air Spring - Air Bag Only (Set/2)
5	090436-10-000	EA	Lower Spring/Axle Mount - Driver Side
	090436-11-000	EA	Lower Spring/Axle Mount - Passenger Side
8	090436-08-000	EA	Mount - Airspring Asm. - Upper - Driver Side
	090436-09-000	EA	Mount - Airspring Asm. - Upper - Passenger Side
9	090436-03-000	EA	Spring - Leaf - Semi - 14,500 GVW/1 Chassis
12	090436-12-000	EA	U-Bolt - Forward - Straight 7/8"
	090436-13-000	EA	U-Bolt - Rearward - Bent 7/8"
17	090436-14-000	EA	Bar - Track w/Pivot Bolts & Brackets
	091250-01-000	EA	Bushing - Front Swaybar - Inboard - 1.25" Cut
	091250-02-000	EA	Bushing - Front Swaybar - Outboard - 1.25" Uncut
	091250-03-000	EA	Bushing - Rear Swaybar - 1.75" Cut

CHASSIS GROUP (CONTINUED)



REAR AIRBAGS & FRONT STABILIZER SHOCKS

Key	Part Number	U/M	Description
1	084086-01-000	EA	Airspring - Bellows - Rear Axle - Complete System
2	084086-01-706	EA	Upper Bracket
3	084086-01-701	EA	Flexible Tubing - 1/4" x 18"
4	084086-01-704	EA	Elbow Connector
5	084086-01-709	EA	Heat Shield
6	084086-01-700	EA	Bellow Only (Airbag)
7	084086-01-702	EA	Ribbed Neck Bolt - 3/8" - 24 x 2 1/2"
8	084086-01-707	EA	Lower Bracket
9	084086-01-713	EA	Axle Strap Bracket
	084086-01-703	EA	Air Valve
	084086-01-705	EA	Tubing Protectors
	084086-01-708	EA	Airline Repair Kit
	084086-01-710	EA	Bolt Kit
	079942-01-000	EA	Shock Absorber - Stabilizer Ft
	041953-07-000	FT	Conduit - Convolute Silt - .25" ID

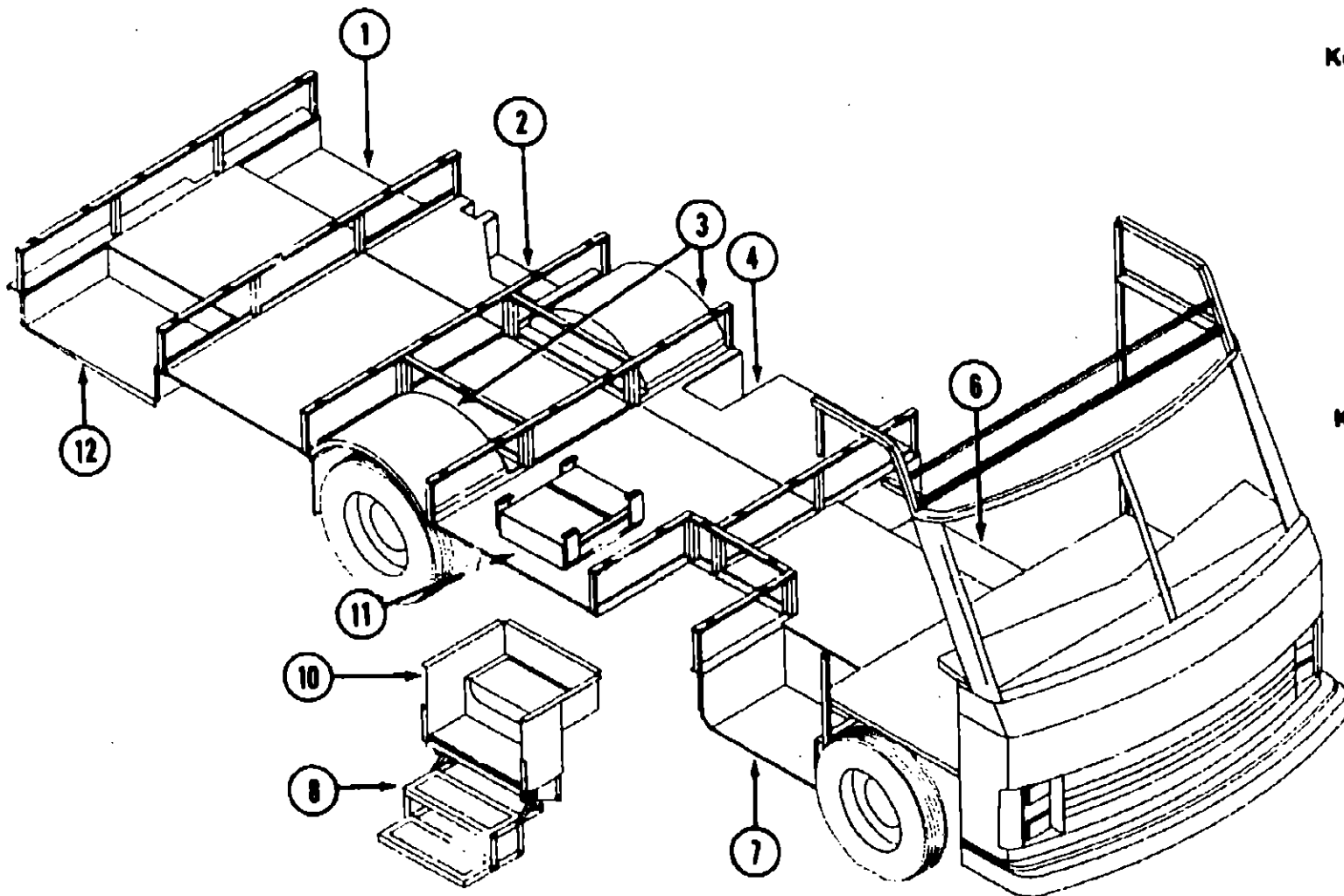
WINNEBAGO TABLE OF CONTENTS

INTRODUCTION	A-01 - A-02
ABBREVIATIONS	A-03
ALPHABETICAL/GROUP REFERENCE	A-04 - A-08
WCM27RQ	A-07 - E-15
WKM40RQ	E-17 - I-22

1990 WCM27RQ INDEX

Floor Plan	A-07 - A-08
Accessories Group	A-09 - A-11
Bath Group	A-12 - A-13
Bedroom Group	A-14 - A-18
Chassis Group	A-19 - B-06
Curtain, Cushion & Pad Group	B-07 - B-18
Dinette Group	B-19 - B-21
Driver's Compartment Group	B-22 - C-02
Electrical Group	C-03 - C-06
Exterior Body Group	C-07 - C-15
Galley Group	C-16 - C-19
Heating & Air Conditioning Group	C-20 - C-21
Interior Finish Group	C-22 - C-23
Labels Group	C-24 - D-08
LP Group	D-09
Lounge Group	D-10 - D-12
Sealants & Fasteners Group	D-13 - D-14
Water & Sewage Group	D-15 - D-17
Window, Vent & Exterior Door Group	D-18 - E-15

CHASSIS GROUP (CONTINUED)



STORAGE COMPARTMENTS & WHEELWELLS

Key	Part Number	U/M	Description
1	088015-04-000	EA	Compartment Asm.
2	089099-03-000	EA	Compartment Asm. - Sewer Hose
3	087883-01-000	EA	Wheelwell - Plastic
	017516-01-000	EA	Mud Flap - Black
4	090011-01-X14	EA	Power Cord Box
6	081252-22-000	EA	Compartment Asm.
7	081252-21-000	EA	Compartment Asm.
8	094707-01-01A	EA	Step Asm. - Electric - Double
10	089103-01-000	EA	Support Asm. - Entrance Step
11	M92488-01-000	EA	Compartment - Drawer
	092914-01-000	EA	Drawer Glide
	009063-01-000	EA	Drawer Hinge
	074762-01-000	EA	Drawer Pull
	042442-01-000	EA	Twist Lock Asm.
12	088015-07-000	EA	Compartment Asm.
	079368-01-000	FT	Bulb Seal
	061420-01-000	EA	Plug - Plastic - 1.75" Dia.
	098024-01-01A	EA	Light - Dome - Ivory - Single (USA)
	098024-02-01A	EA	Light - Dome - Ivory - Single (CSA)
	098024-01-700	EA	Lens - Dome Light
	008218-01-000	EA	Bulb - 12 Volt - #1141 - Dome Light

CHASSIS GROUP (CONTINUED)

ELECTRIC ENTRANCE STEP

Key	Part Number	U/M	Description
	094707-01-01A	EA	Double Step Asm. - Electric
	094707-01-700	EA	Control Unit
	094707-01-701	EA	Electric Step Switch - Door Jamb
	094707-01-702	EA	Frame - Double Step
	091201-01-700	EA	Linkage Asm.
	088746-01-701	EA	Motor Asm.
	088746-01-702	EA	Gear
	088746-01-703	EA	Motor Bearing Bracket
	088746-01-705	EA	Step Light
	088746-01-706	EA	Kill Switch

BATTERY HARDWARE INSTALLATION

Key	Part Number	U/M	Description
	088751-01-000	FT	Cable - Battery - 1/0 AWG Stranded
	008037-02-000	FT	Cable - Battery - 1 AWG Stranded - Red
	008348-01-000	EA	Terminal - Ring - 2 - 3/8" Stud
	090804-03-000	EA	Tray Asm. - Battery
	089074-01-000	EA	Tray - Battery (House Batteries)
	065450-01-000	EA	Tiedown - Battery
	065450-05-000	EA	Tiedown - Battery (House Batteries)
	051387-06-000	EA	Bolt - Carriage - 5/16 - 18 x 9.5 (House & Chassis Batteries)
	040921-03-000	EA	Nut - Speed - U-Type No. 10 (Chassis Battery)
	044364-02-000	EA	Nut - Speed - Flat - Round (House Batteries)
	077479-01-000	EA	Boot - Battery Terminal - Double Cable
	077479-01-700	EA	Boot - Battery Terminal - Single Cable

STABILIZING JACKS - MANUAL

Key	Part Number	U/M	Description
	099025-01-000	EA	Stabilizer Jack - RT
	099025-02-000	EA	Stabilizer Jack - LT
	099641-01-000	EA	Bracket Asm. - Jack - RT Rear
	099641-02-000	EA	Bracket Asm. - Jack - LT Rear
	099642-01-000	EA	Bracket Asm. - Jack - RT Front
	099642-02-000	EA	Bracket Asm. - Jack - LT Front

MISCELLANEOUS

Key	Part Number	U/M	Description
	072359-01-000	EA	Bottle - Coolant Expansion
	071658-01-000	EA	Radiator Cover - Rear
	063977-08-000	EA	Step Asm. - Driver Door
	080208-02-000	EA	Bar - Lug Wrench
	080208-01-000	EA	Lug Wrench
	017516-01-000	EA	Mud Flap - Black
	091955-02-000	EA	Squeegee - Telescoping Handle
	091952-02-000	EA	Clip - 3/4" - Squeegee Retainer
	093527-01-000	EA	Bracket - Squeegee Clip

WINNEBAGO TABLE OF CONTENTS

INTRODUCTION	A-01 - A-02
ABBREVIATIONS	A-03
ALPHABETICAL/GROUP REFERENCE	A-04 - A-08
WCM27RQ	A-07 - E-15
WKM40RQ	E-17 - I-22

1990 WCM27RQ INDEX

Floor Plan	A-07 - A-08
Accessories Group	A-09 - A-11
Bath Group	A-12 - A-13
Bedroom Group	A-14 - A-18
Chassis Group	A-19 - B-06
Curtain, Cushion & Pad Group	B-07 - B-18
Dinette Group	B-19 - B-21
Driver's Compartment Group	B-22 - C-02
Electrical Group	C-03 - C-06
Exterior Body Group	C-07 - C-15
Galley Group	C-16 - C-19
Heating & Air Conditioning Group	C-20 - C-21
Interior Finish Group	C-22 - C-23
Labels Group	C-24 - D-06
LP Group	D-09
Lounge Group	D-10 - D-12
Sealants & Fasteners Group	D-13 - D-14
Water & Sewage Group	D-15 - D-17
Window, Vent & Exterior Door Group	D-18 - E-15

CHASSIS GROUP (CONTINUED)

4.0 KW ONAN GENERATOR & COMPONENTS

Key	Part Number	U/M	Description
	100974-01-000	EA	Generator - 4.0KW - Emerald Plus - Onan BGE-FA/261
	094657-02-000	EA	Tray Asm. - Generator
	007067-01-000	EA	Insulation - Fiberglass
	094059-01-000	EA	Spacer
	023942-01-000	EA	Grommet - Rubber - 2" OD
	083151-01-000	EA	Muffler
	007125-03-000	EA	Clamp Asm. - Muffler - 1 1/2"
	083152-11-000	EA	Exhaust Pipe - Generator
	083152-08-000	EA	Exhaust Pipe - Generator - 10.8" - 4.0 KW Generator
	008054-01-000	EA	Power Cord - 10/3 - 30 Amp. - 25' (USA)
	008052-01-000	EA	Power Cord - 10/3 - 30 Amp. - 25' (CSA)
	008289-01-000	EA	Box - Electrical - 4" x 4" (USA)
	008289-02-000	EA	Box - Electrical - 4" x 4" (CSA)
	008294-01-000	EA	Cover Plate - 4" x 4" (USA)
	008294-02-000	EA	Cover Plate - 4" x 4" (CSA)
	024924-02-000	EA	Receptacle - Power Cord
	089238-01-000	EA	Cover Plate - Receptacle Box - Power Cord - 4" x 4"
	010495-01-000	FT	Conduit - Convolute - Silt - .5" ID
	008355-01-000	EA	Connector - 3/4" - Cable Clamping
	008356-01-000	EA	Connector - Plastic - 3/8" Avg. Wire
	010495-01-000	EA	Clamp - Cable - 9/16"
	008026-01-000	FT	Wire - 12/2 Romex w/Ground
	008311-01-000	EA	Connector - Wire Nut - Red
	008312-01-000	EA	Connector - Wire Nut - Blue
	008314-01-000	EA	Connector - Wire Nut - Gray
	008328-01-000	EA	Terminal Ring - 12/10 Wire
	024976-01-000	EA	Generator Switch - w/o Circuit Board
	031035-01-000	EA	Hourmeter
	082401-03-000	EA	Clamp - Hose - Wormgear - .22" to .62" ID
	082401-06-000	EA	Clamp - Hose - Wormgear - .22" to 1" ID

3.5 KW ONAN GENERATOR & COMPONENTS (EXPORT)

Key	Part Number	U/M	Description
	100974-05-000	EA	Generator - 4.0KW - Emerald Plus - Onan BGE-FN/292
	007067-01-000	SF	Insulation - Fiberglass
	023942-01-000	EA	Grommet - Rubber - 2" OD
	093590-01-000	EA	Muffler
	007125-03-000	EA	Clamp Asm. - Muffler
	093591-01-000	EA	Exhaust Pipe - Generator
	008054-01-000	EA	Power Cord - 10/3 - 30 Amp. - 25'
	003289-01-000	EA	Box Electrical - 4" x 4"
	008294-01-000	EA	Cover Plate - 4" x 4"
	024924-02-000	EA	Receptacle - Power Cord
	089238-01-000	EA	Cover Plate - Receptacle Box - Power Cord - 4" x 4"
	041953-01-000	FT	Conduit - Convolute - Silt - .5" ID
	008355-01-000	EA	Connector - 3/4" - Cable Clamping
	008356-01-000	EA	Connector - Plastic - 3/8"
	010495-01-000	EA	Clamp - Cable - 9/16"
	008026-01-000	FT	Wire - 12/2 Romex w/Ground
	008311-01-000	EA	Connector - Wire Nut - Red
	008312-01-000	EA	Connector - Wire Nut - Blue
	008314-01-000	EA	Connector - Wire Nut - Gray
	008328-01-000	EA	Terminal - Ring - 12/10 Wire
	092615-01-000	EA	Converter - 40 Amp. - w/Charger
	024976-01-000	EA	Generator Switch - w/o Circuit Board
	031035-01-000	EA	Hourmeter
	082401-03-000	EA	Clamp - Hose - Wormgear - .22" to .62" ID
	082401-06-000	EA	Clamp - Hose - Wormgear - .22" to 1" ID

CHASSIS GROUP (CONTINUED)

4.5 KW KOHLER GENERATOR & COMPONENTS

Key	Part Number	U/M	Description
	093740-01-000	EA	Generator - 4.5 KW - Kohler 4.5 CKM21-RV
	007067-01-000	SF	Insulation - Fiberglass
	023942-01-000	EA	Grommet - Rubber - 2" OD
	093590-01-000	EA	Muffler - 4.5 KW Generator
	007125-03-000	EA	Clamp Asm. - Muffler - 1.50" Dia.
	093591-01-000	EA	Exhaust Pipe - 4.5 KW Generator
	083152-08-000	EA	Exhaust Pipe - 10.8" - 4.5 KW Generator
	008054-01-000	EA	Power Cord - 10/3 - 30 Amp. - 25' (USA)
	008052-01-000	EA	Power Cord - 10/3 - 30 Amp. - 25' (CSA)
	008289-01-000	EA	Box - Electrical - 4" x 4" (USA)
	008289-02-000	EA	Box - Electrical - 4" x 4" (CSA)
	008294-01-000	EA	Cover Plate - 4" x 4" (USA)
	008294-02-000	EA	Cover Plate - 4" x 4" (CSA)
	024924-02-000	EA	Receptacle - Power Cord
	089238-01-000	EA	Cover Plate - Receptacle Box - Power Cord - 4" x 4"
	041953-01-000	FT	Conduit - Convolute - Silt - .5" ID
	008355-01-000	EA	Connector - 3/4" - Cable Clamping
	008356-01-000	EA	Connector - Plastic - 3/8" Avg. Wire
	010495-01-000	EA	Clamp - Cable - 9/16"
	008026-01-000	EA	Wire - 12/2 Romex w/Ground
	008311-01-000	EA	Connector - Wire Nut - Red
	008312-01-000	EA	Connector - Wire Nut - Blue
	008314-01-000	EA	Connector - Wire Nut - Gray
	008328-01-000	EA	Terminal - Ring - 12/10 Wire
	024976-01-000	EA	Generator Switch - w/o Circuit Board
	031035-01-000	EA	Hourmeter
	082401-03-000	EA	Clamp - Hose - Wormgear - .22" to .62" ID
	082401-06-000	EA	Clamp - Hose - Wormgear - .22" to 1" ID

5.0 KW ONAN GENERATOR & COMPONENTS (EXPORT)

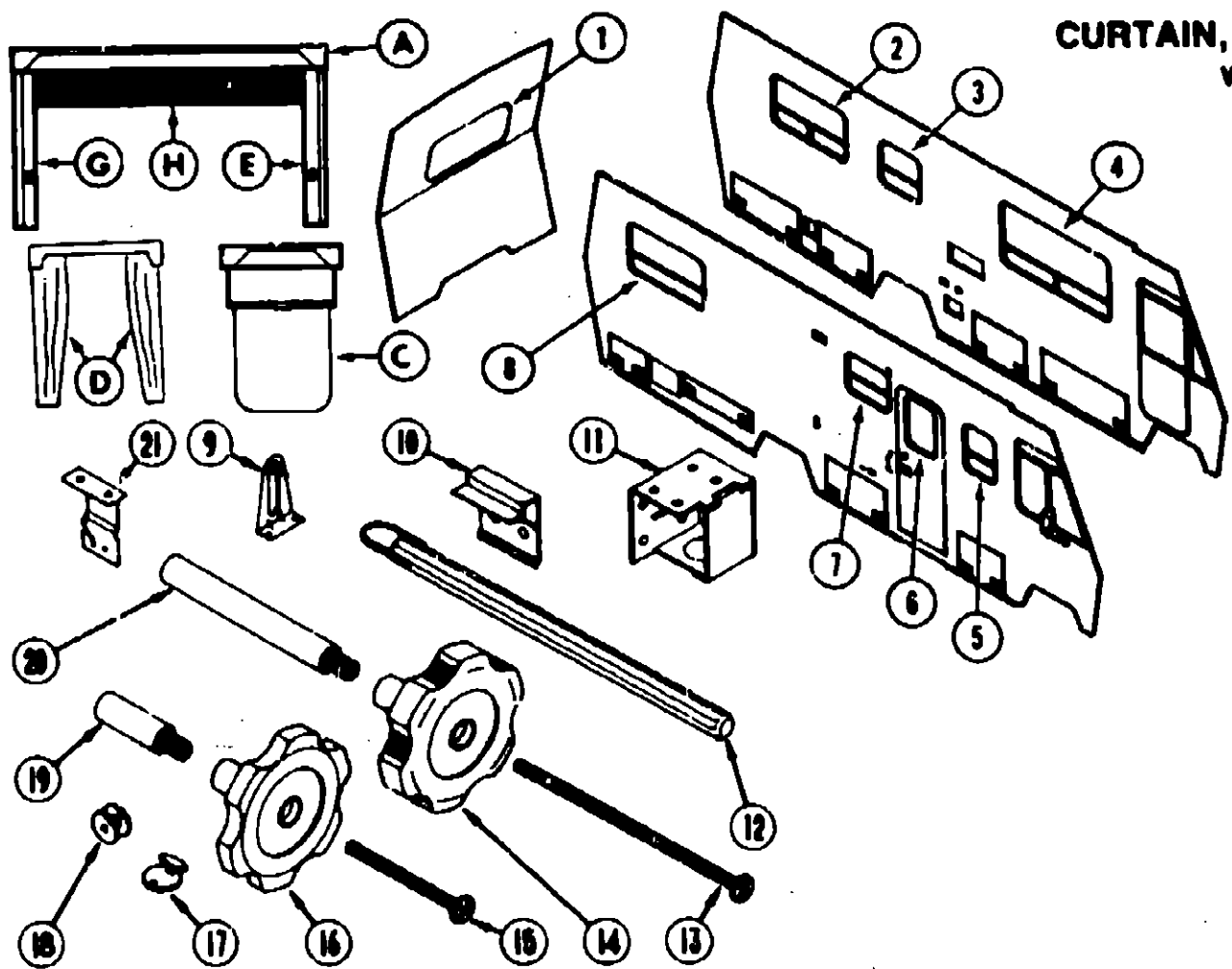
Key	Part Number	U/M	Description
	100975-04-000	EA	Generator - 5.0KW - Emerald Plus - Onan NHE-FN/292
	007067-01-000	SF	Insulation - Fiberglass
	023942-01-000	EA	Grommet - Rubber - 2" OD
	093590-04-000	EA	Muffler
	007125-03-000	EA	Clamp Asm. - Muffler
	092508-01-000	EA	Exhaust Pipe - Generator
	083152-08-000	EA	Exhaust Pipe - Generator - 10.8"
	008054-01-000	EA	Power Cord - 10/3 - 30 Amp. - 25'
	008289-01-000	EA	Box - Electrical - 4" x 4"
	008294-01-000	EA	Cover Plate - 4" x 4"
	024924-02-000	EA	Receptacle - Power Cord
	089238-01-000	EA	Cover Plate - Receptacle Box - Power Cord - 4" x 4"
	041953-01-000	FT	Conduit - Convolute - Silt - .5" ID
	008355-01-000	EA	Connector - 3/4" - Cable Clamping
	008356-01-000	EA	Connector - Plastic - 3/8"
	010495-01-000	EA	Clamp - Cable - 9/16"
	008026-01-000	FT	Wire - 12/2 Romex w/Ground
	008311-01-000	EA	Connector - Wire Nut - Red
	008312-01-000	EA	Connector - Wire Nut - Blue
	008314-01-000	EA	Connector - Wire Nut - Gray
	008328-01-000	EA	Terminal - Ring - 12/10 Wire
	092615-01-000	EA	Converter - 40 Amp. w/Charger
	024976-01-000	EA	Generator Switch - w/o Circuit Board
	031035-01-000	EA	Hourmeter
	082401-03-000	EA	Clamp - Hose - Wormgear - .22" to .62" ID
	082401-06-000	EA	Clamp - Hose - Wormgear - .22" to 1" ID

WINNEBAGO
TABLE OF CONTENTS

INTRODUCTION	A-01 - A-02
ABBREVIATIONS	A-03
ALPHABETICAL/GROUP REFERENCE	A-04 - A-06
WCM27RQ	A-07 - E-15
WKM40RQ	E-17 - I-22

1990 WCM27RQ INDEX

Floor Plan	A-07 - A-08
Accessories Group	A-09 - A-11
Bath Group	A-12 - A-13
Bedroom Group	A-14 - A-16
Chassis Group	A-19 - B-06
Curtain, Cushion & Pad Group	B-07 - B-18
Dinette Group	B-19 - B-21
Driver's Compartment Group	B-22 - C-02
Electrical Group	C-03 - C-06
Exterior Body Group	C-07 - C-15
Galley Group	C-16 - C-19
Heating & Air Conditioning Group	C-20 - C-21
Interior Finish Group	C-22 - C-23
Labels Group	C-24 - D-06
LP Group	D-08
Lounge Group	D-10 - D-12
Sealants & Fasteners Group	D-13 - D-14
Water & Sewage Group	D-15 - D-17
Window, Vent & Exterior Door Group	D-18 - E-15



CURTAIN, CUSHION & PAD GROUP

WINDOW TREATMENT

Key	Part Number	U/M	Description
1A	093453-19-AB1	EA	Valance - Gathered - w/Fabric Trim - 53"
1A	093453-19-AB2	EA	Valance - Gathered - w/Fabric Trim - 53"
1A	093453-39-AB3	EA	Valance - Gathered - w/Fabric Trim - 53"
1E	089058-17-AB1	EA	Leg - Right - Gathered - w/Fabric Trim - No Hole
1E	089058-17-AB2	EA	Leg - Right - Gathered - w/Fabric Trim - No Hole
1E	089058-29-AB8	EA	Leg - Right - Gathered - w/Fabric Trim - No Hole
1G	089058-18-AB1	EA	Leg - Left - Gathered - w/Fabric Trim - No Hole
1G	089058-18-AB2	EA	Leg - Left - Gathered - w/Fabric Trim - No Hole
1G	089058-30-AB8	EA	Leg - Left - Gathered - w/Fabric Trim - No Hole
1H	096335-16-AB1	EA	Blind - 47" x 28.5" Drop
1H	096335-16-AB2	EA	Blind - 47" x 28.5" Drop
1H	096335-16-AB3	EA	Blind - 47" x 28.5" Drop
2A	091101-03-AB1	EA	Valance - Gathered - w/Fabric Trim - 45"
2A	091101-03-AB2	EA	Valance - Gathered - w/Fabric Trim - 45"
2A	091101-07-AB3	EA	Valance - Gathered - w/Fabric Trim - 45"
2E	089058-13-AB6	EA	Leg - Right - Gathered - w/Fabric Trim - Hole (AB1)
2E	089058-13-AB7	EA	Leg - Right - Gathered - w/Fabric Trim - Hole (AB2)
2E	089058-33-AB8	EA	Leg - Right - Gathered - w/Fabric Trim - Hole (AB3)
2G	089058-14-AB1	EA	Leg - Left - Gathered - w/Fabric Trim - Hole
2G	089058-14-AB2	EA	Leg - Left - Gathered - w/Fabric Trim - Hole
2G	089058-34-AB3	EA	Leg - Left - Gathered - w/Fabric Trim - Hole
2H	096335-18-AB1	EA	Blind - 38.5" x 33" Drop
2H	093476-18-AB2	EA	Blind - 38.5" x 33" Drop
2H	093476-18-AB3	EA	Blind - 38.5" x 34" Drop
3A	M96879-02-AB1	EA	Valance - w/Wood Trim - 35.5"
3A	M96879-02-AB2	EA	Valance - w/Wood Trim - 35.5"
3A	M96879-09-AB3	EA	Valance - w/Wood Trim - 35.5"
3A	M96879-12-AB1	EA	Valance - w/Wood Trim - 22"
3A	M96879-12-AB2	EA	Valance - w/Wood Trim - 22"
3A	M96879-13-AB3	EA	Valance - w/Wood Trim - 22"
3D	093454-15-AB1	EA	Curtain Asm. - 12" Wide x 28" Drop - Snap Top
3D	093454-15-AB2	EA	Curtain Asm. - 12" Wide x 28" Drop - Snap Top
3D	093454-16-AB3	EA	Curtain Asm. - 12" Wide x 28" Drop - Snap Top
3H	093475-04-04A	EA	Blind - 32" x 26" Drop (AB1, AB2)
3H	093475-04-03A	EA	Blind - 32" x 26" Drop (AB3)
3H	093475-35-01A	EA	Blind - 18.5" x 25.5" Drop (AB1, AB2)
3H	093475-35-02A	EA	Blind - 18.5" x 25.5" Drop (AB3)

Key	Part Number	U/M	Description
4A	M96879-01-AB6	EA	Valance - w/Wood Trim - 65.5" (AB1)
4A	M96879-01-AB7	EA	Valance - w/Wood Trim - 65.5" (AB2)
4A	M96879-06-AB3	EA	Valance - w/Wood Trim - 65.5"
4E	M97472-01-AB1	EA	Leg - Right - w/Wood Trim - Hole
4E	M97472-01-AB2	EA	Leg - Right - w/Wood Trim - Hole
4E	M97472-01-AB3	EA	Leg - Right - w/Wood Trim - Hole
4G	M97472-05-AB1	EA	Leg - Left - w/Wood Trim - Hole
4G	M97472-05-AB2	EA	Leg - Left - w/Wood Trim - Hole
4G	M97472-06-AB3	EA	Leg - Left - w/Wood Trim - Hole
4H	093475-11-03A	EA	Blind - Pleated - 57.5" x 33" Drop (AB1, AB2)
4H	093475-11-03A	EA	Blind - Pleated - 57.5" x 33" Drop (AB3)
5A	M96879-05-AB1	EA	Valance - w/Wood Trim - 28"
5A	M96879-05-AB2	EA	Valance - w/Wood Trim - 28"
5A	M96879-07-AB3	EA	Valance - w/Wood Trim - 28"
5E	M97472-01-AB1	EA	Leg - Right - w/Wood Trim
5E	M97472-01-AB2	EA	Leg - Right - w/Wood Trim
5E	M97472-02-AB3	EA	Leg - Right - w/Wood Trim
5G	M97472-03-AB1	EA	Leg - Left - w/Wood Trim
5G	M97472-03-AB2	EA	Leg - Left - w/Wood Trim
5G	M97472-04-AB3	EA	Leg - Left - w/Wood Trim
5H	093475-12-03A	EA	Blind - 21" x 33" Drop (AB1, AB2)
5H	093475-12-04A	EA	Blind - 21" x 33" Drop (AB3)
6A	M96879-05-AB1	EA	Valance - w/Wood Trim - 28"
6A	M96879-05-AB2	EA	Valance - w/Wood Trim - 28"
6A	M96879-07-AB3	EA	Valance - w/Wood Trim - 28"
6C	084755-66-AB6	EA	Shade Asm. - 24.25" (AB1, AB2, AB3)
6	048394-02-000	YD	Velcro - Hook Tape
6	088792-02-000	YD	Velcro - Loop Tape
7A	M96879-03-AB1	EA	Valance - w/Wood Trim - 29.5"
7A	M96879-03-AB2	EA	Valance - w/Wood Trim - 29.5"
7A	M96879-08-AB3	EA	Valance - w/Wood Trim - 29.5"
7H	093475-02-04A	EA	Blind - 21" x 22.5" Drop (AB1, AB2)
7H	093475-02-03A	EA	Blind - 27" x 22.5" Drop (AB3)
8A	091101-04-AB1	EA	Valance - Gathered - w/Fabric Trim - 32.5"
8A	091101-04-AB2	EA	Valance - Gathered - w/Fabric Trim - 32.5"
8A	091101-06-AB3	EA	Valance - Gathered - w/Fabric Trim - 32.5"
8E	089058-13-AB6	EA	Leg - Right - Gathered - w/Fabric Trim - Hole (AB1)
8E	089058-13-AB7	EA	Leg - Right - Gathered - w/Fabric Trim - Hole (AB2)
8E	089058-13-AB8	EA	Leg - Right - Gathered - w/Fabric Trim - Hole (AB3)
8G	089058-14-AB1	EA	Leg - Left - Gathered - w/Fabric Trim - No Hole
8G	089058-14-AB2	EA	Leg - Left - Gathered - w/Fabric Trim - No Hole
8G	089058-14-AB8	EA	Leg - Left - Gathered - w/Fabric Trim - No Hole (AB3)
8H	096335-20-AB1	EA	Blind - 28" x 33" Drop (AB1, AB3)
8H	096335-20-AB2	EA	Blind - 28" x 33" Drop
	096008-01-000	YD	Valance & Leg Fabric (AB1) (Windows 3, 4, 5, 6, 7)
	096008-02-000	YD	Valance & Leg Fabric (AB2) (Windows 3, 4, 5, 6, 7)
	096008-25-000	YD	Valance & Leg Fabric (AB3) (Windows 3, 4, 5, 6, 7)
	088273-45-000	YD	Valance & Leg Fabric (AB1) (Windows 1, 2, 8)
	088273-46-000	YD	Valance & Leg Fabric (AB1) (Windows 1, 2, 8)
	088273-42-000	YD	Valance & Leg Fabric (AB3) (Windows 1, 2, 8)
9	095591-02-000	EA	Hold Down Bracket - Blind
10	097565-01-000	EA	Blind Mounting Bracket - Right or left Side (Bedroom)
11	083170-01-000	EA	Blind Mounting Bracket - Right Side (Shown) Clean Plastic
	083170-02-000	EA	Blind Mounting Bracket - Left Side - Clean Plastic
12	093475-01-700	EA	Wand w/Metal Clip - 8"
13	089371-01-000	EA	Screw - Window Knob (Zil/c)
13	101289-01-01A	EA	Screw - Window Knob (Brass)
14	067052-02-000	EA	Window Knob (Beige)
14	101290-01-01A	EA	Window Knob (Brass)
15	009439-07-000	EA	Screw - Window Knob (Black)
16	009439-05-000	EA	Window Knob - Black
17	102665-01-000	EA	Cord Cleat - Blind
18	097592-01-000	EA	Hold Down Adjuster - Blind
19	009439-06-000	EA	Extension - Window Knob (Black)
20	090025-01-000	EA	Extension - Window Knob (Black)
21	084434-01-000	EA	Roller Shade Bracket

WINNEBAGO TABLE OF CONTENTS

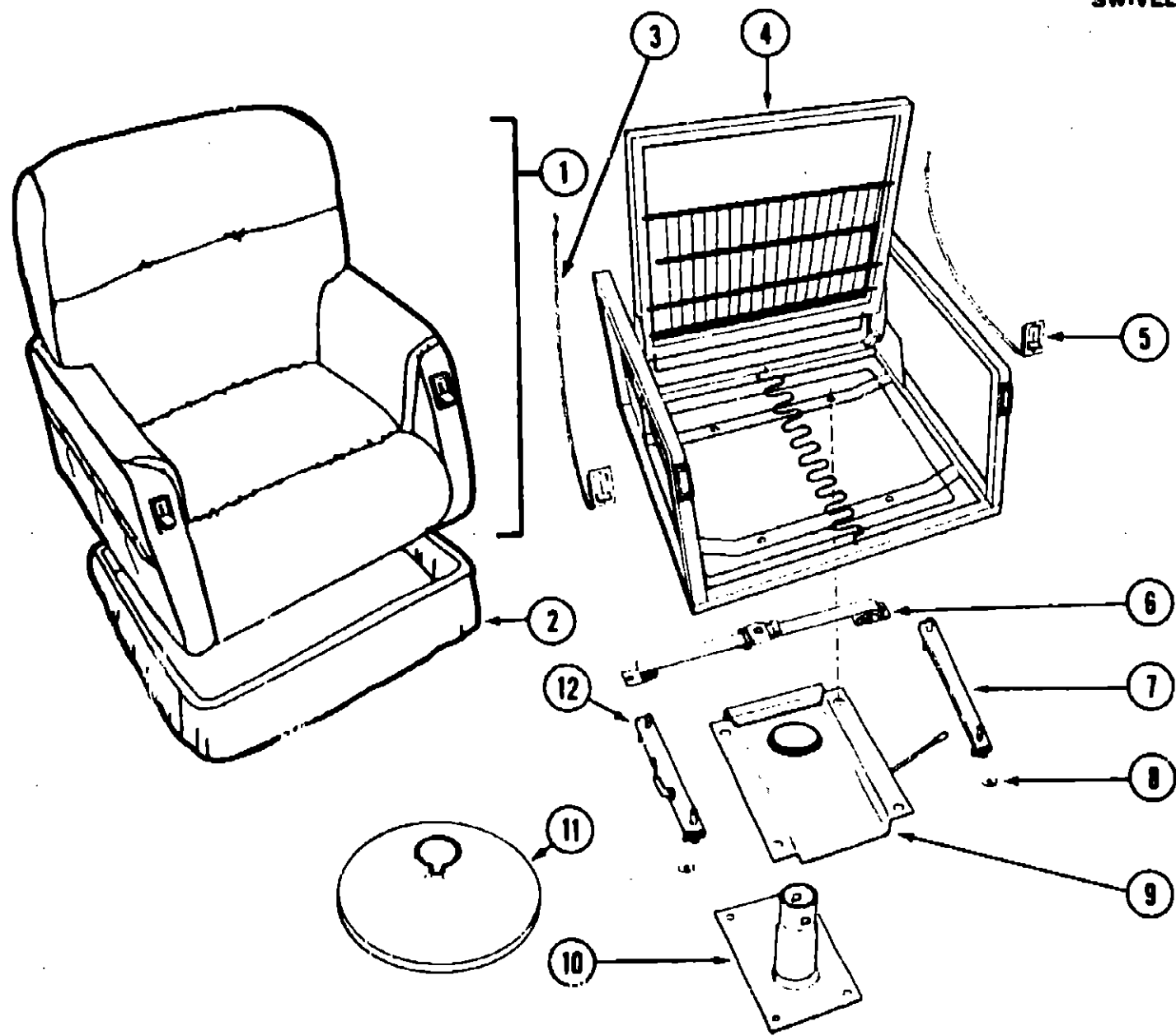
INTRODUCTION	A-01 - A-02
ABBREVIATIONS	A-03
ALPHABETICAL/GROUP REFERENCE	A-04 - A-08
WCM27RQ	A-07 - E-15
WKM40RQ	E-17 - I-22

1990 WCM27RQ INDEX

Floor Plan	A-07 - A-08
Accessories Group	A-09 - A-11
Bath Group	A-12 - A-13
Bedroom Group	A-14 - A-16
Chassis Group	A-19 - B-06
Curtain, Cushion & Pad Group	B-07 - B-18
Dinette Group	B-19 - B-21
Driver's Compartment Group	B-22 - C-02
Electrical Group	C-03 - C-06
Exterior Body Group	C-07 - C-15
Galley Group	C-16 - C-19
Heating & Air Conditioning Group	C-20 - C-21
Interior Finish Group	C-22 - C-23
Labels Group	C-24 - D-08
LP Group	D-09
Lounge Group	D-10 - D-12
Sealants & Fasteners Group	D-13 - D-14
Water & Sewage Group	D-15 - D-17
Window, Vent & Exterior Door Group	D-18 - E-15

CURTAIN, CUSHION & PAD GROUP (CONTINUED)

SWIVEL CHAIR



Key	Part Number	U/M	Description
1	088516-07-AB6	EA	Chair Asm. (AB1)
1	088516-07-AB7	EA	Chair Asm. (AB2)
1	088516-09-AB8	EA	Chair Asm. (AB3)
1	M88516-07-AB6	EA	Cover Asm. (AB1)
1	M88516-07-AB7	EA	Cover Asm. (AB2)
1	M88516-09-AB8	EA	Cover Asm. (AB3)
2	089032-01-AB1	EA	Skirt Asm.
2	089032-01-AB2	EA	Skirt Asm.
2	089032-11-AB3	EA	Skirt Asm.
2	M89032-01-AB1	EA	Cover Asm. - Skirt
2	M89032-01-AB2	EA	Cover Asm. - Skirt
2	M89032-11-AB3	EA	Cover Asm. - Skirt
3	089368-02-000	EA	Cable - Remote Recliner
4	089368-01-000	EA	Frame
5	089368-03-000	EA	Cable - Remote Slide
6	007021-01-000	EA	Seat Belt Asm.
7	089248-02-000	EA	Seat Slide Asm. - w/o Lock
8	007221-01-000	EA	Washer - Coned
9	083481-03-000	EA	Seat Top Plate
10	083481-02-000	EA	Seat Base
11	083482-01-000	EA	Seat Base Cover
12	089248-05-000	EA	Seat Slide Asm. - w/Lock
	055667-06-000	LB	Film - Cushion - 28" x 18" Bags
	098008-01-000	YD	Chair Fabric (AB1)
	098008-02-000	YD	Chair Fabric (AB2)
	098008-17-000	YD	Chair Fabric (AB3)
	098008-25-000	YD	Chair Fabric - Flowered (AB3)

WINNEBAGO TABLE OF CONTENTS

INTRODUCTION	A-01 - A-02
ABBREVIATIONS	A-03
ALPHABETICAL/GROUP REFERENCE	A-04 - A-06
WCM27RQ	A-07 - E-15
WKM40RQ	E-17 - I-22

1990 WCM27RQ INDEX

Floor Plan	A-07 - A-08
Accessories Group	A-09 - A-11
Bath Group	A-12 - A-13
Bedroom Group	A-14 - A-16
Chassis Group	A-19 - B-06
Curtain, Cushion & Pad Group	B-07 - B-16
Dinette Group	B-19 - B-21
Driver's Compartment Group	B-22 - C-02
Electrical Group	C-03 - C-06
Exterior Body Group	C-07 - C-15
Galley Group	C-16 - C-19
Heating & Air Conditioning Group	C-20 - C-21
Interior Finish Group	C-22 - C-23
Labels Group	C-24 - D-08
LP Group	D-09
Lounge Group	D-10 - D-12
Sealants & Fasteners Group	D-13 - D-14
Water & Sewage Group	D-15 - D-17
Window, Vent & Exterior Door Group	D-18 - E-15

CURTAIN, CUSHION & PAD GROUP (CONTINUED)

BUCKET SEAT ASM.

Key	Part Number
1	093471-05-AB6
1	093471-05-AB7
1	093471-06-AB8
2	M03445-08-AB6
2	M03445-08-AB7
2	M03445-14-AB8
3	080243-34-AB6
3	080243-34-AB7
3	080243-34-AB8
3	M08243-34-AB6
3	M08243-34-AB7
3	M08243-34-AB8
4	080243-35-AB6
4	080243-35-AB7
4	080243-35-AB8
4	M80243-35-AB6
4	M80243-35-AB7
4	M80243-35-AB8
5	M03445-07-AB6
5	M03445-07-AB7
5	M03445-13-AB8
6	081268-01-000
11	080730-05-000
12	080730-03-000
13	081268-02-000
14	M80908-01-000
15	091980-01-01A
16	089585-29-000
17	089248-02-000
18	083481-04-000
19	089248-01-000
20	089585-00-000
21	071126-24-X75
21	071126-24-Y22
21	071126-24-AA9
	088274-33-000
	088274-80-000
	098008-25-000
	098008-01-000
	098008-02-000

U/M	Description
EA	Seat Asm. - w/Arm & Headrest - w/o Skirt (Driver or Passenger) (AB1)
EA	Seat Asm. - w/Arm & Headrest - w/o Skirt (Driver or Passenger) (AB2)
EA	Seat Asm. - w/Arm & Headrest - w/o Skirt (Driver or Passenger) (AB3)
EA	Cover Asm. - Seat Back (AB1)
EA	Cover Asm. - Seat Back (AB2)
EA	Cover Asm. - Seat Back (AB3)
EA	Armrest Asm. - Right Hand (AB1)
EA	Armrest Asm. - Right Hand (AB2)
EA	Armrest Asm. - Right Hand (AB3)
EA	Armrest Cover - Right Hand (AB1)
EA	Armrest Cover - Right Hand (AB2)
EA	Armrest Cover - Right Hand (AB3)
EA	Armrest Asm. - Left Hand (AB1)
EA	Armrest Asm. - Left Hand (AB2)
EA	Armrest Asm. - Left Hand (AB3)
EA	Armrest Asm. - Cover - Left Hand (AB1)
EA	Armrest Asm. - Cover - Left Hand (AB2)
EA	Armrest Asm. - Cover - Left Hand (AB3)
EA	Cover Asm. - Seat Bottom (AB1)
EA	Cover Asm. - Seat Bottom (AB2)
EA	Cover Asm. - Seat Bottom (AB3)
EA	Armrest Frame Asm. - Right Hand
EA	Shield - Recliner Lever
EA	Recliner Lever
EA	Armrest Frame Asm. - Left Hand
EA	Seat Frame Asm.
EA	Seat Belt
EA	Seat Belt Bar
EA	Seat Slide w/o Lock
EA	Top Plate
EA	Seat Slide w/Lock
EA	Seat Base
EA	Skirt Asm. (AB1)
EA	Skirt Asm. (AB2)
EA	Skirt Asm. (AB3)
YD	Bucket Seat Fabric (AB1)
YD	Bucket Seat Fabric (AB2)
YD	Bucket Seat Fabric - Main & Accent (AB3)
YD	Bucket Seat Fabric - Accent (AB1)
YD	Bucket Seat Fabric - Accent (AB2)

POWER SEAT OPTION

Key	Part Number
21	071126-26-Y77
21	071126-26-Y22
21	071126-26-AB8
22	081373-01-000
23	089585-39-000
24	089585-37-000
	081591-04-000

U/M	Description
EA	Skirt Asm. - Power Seat (AB1)
EA	Skirt Asm. - Power Seat (AB2)
EA	Skirt Asm. - Power Seat (AB3)
EA	Power Control - 6 Way
EA	Top Plate (6 Way Power Seat)
EA	Seat Base (6 Way Power Seat)
EA	Wire Asm. - 6 Way Power Seat

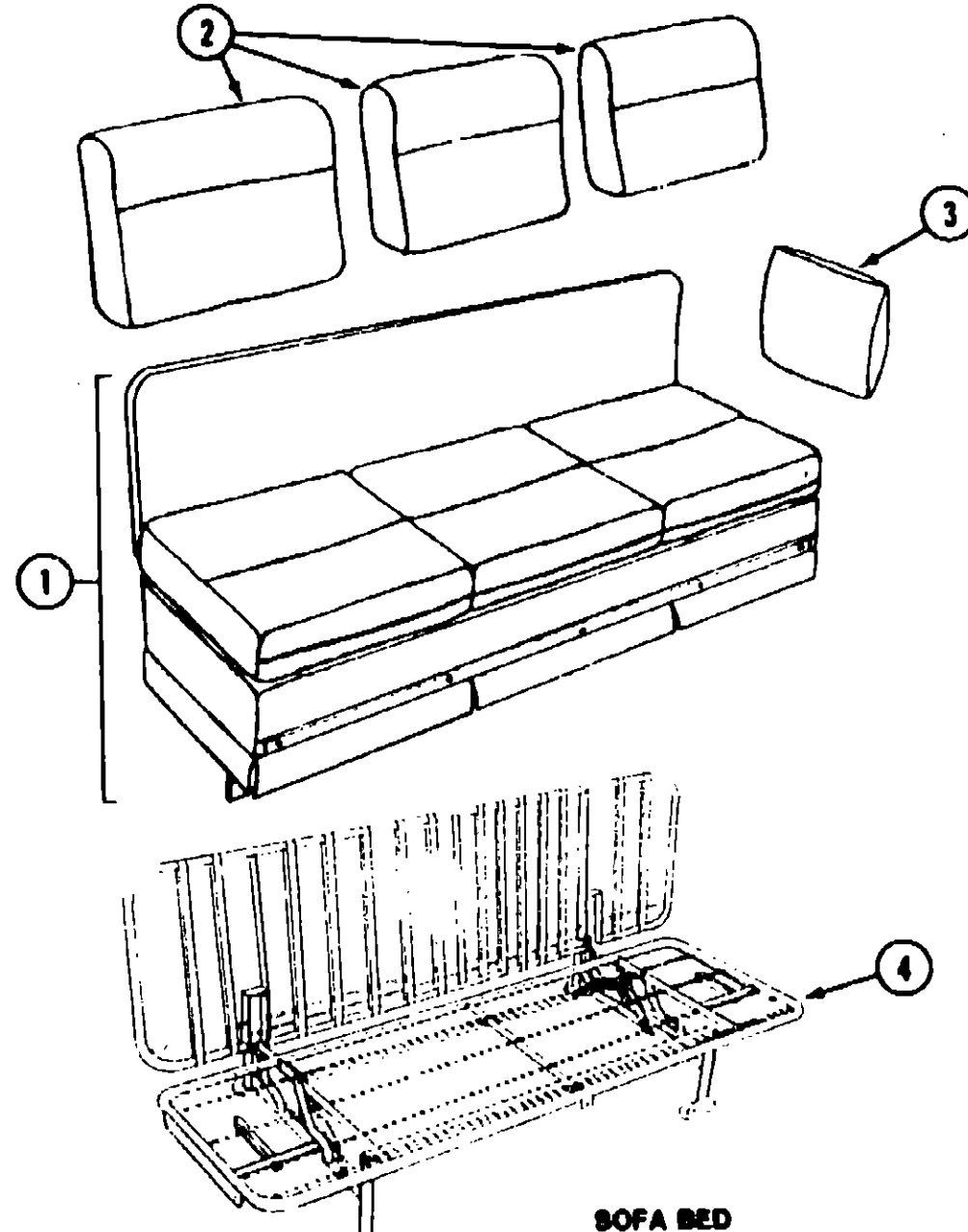
**WINNEBAGO
TABLE OF CONTENTS**

INTRODUCTION	A-01 - A-02
ABBREVIATIONS	A-03
ALPHABETICAL/GROUP REFERENCE	A-04 - A-08
WCM27RQ	A-07 - E-15
WKM40RQ	E-17 - I-22

1990 WCM27RQ INDEX

Floor Plan	A-07 - A-08
Accessories Group	A-09 - A-11
Bath Group	A-12 - A-13
Bedroom Group	A-14 - A-18
Chassis Group	A-19 - B-06
Curtain, Cushion & Pad Group	B-07 - B-18
Dinette Group	B-19 - B-21
Driver's Compartment Group	B-22 - C-02
Electrical Group	C-03 - C-06
Exterior Body Group	C-07 - C-15
Galley Group	C-16 - C-19
Heating & Air Conditioning Group	C-20 - C-21
Interior Finish Group	C-22 - C-23
Labels Group	C-24 - D-06
LP Group	D-09
Lounge Group	D-10 - D-12
Sealants & Fasteners Group	D-13 - D-14
Water & Sewage Group	D-15 - D-17
Window, Vent & Exterior Door Group	D-18 - E-15

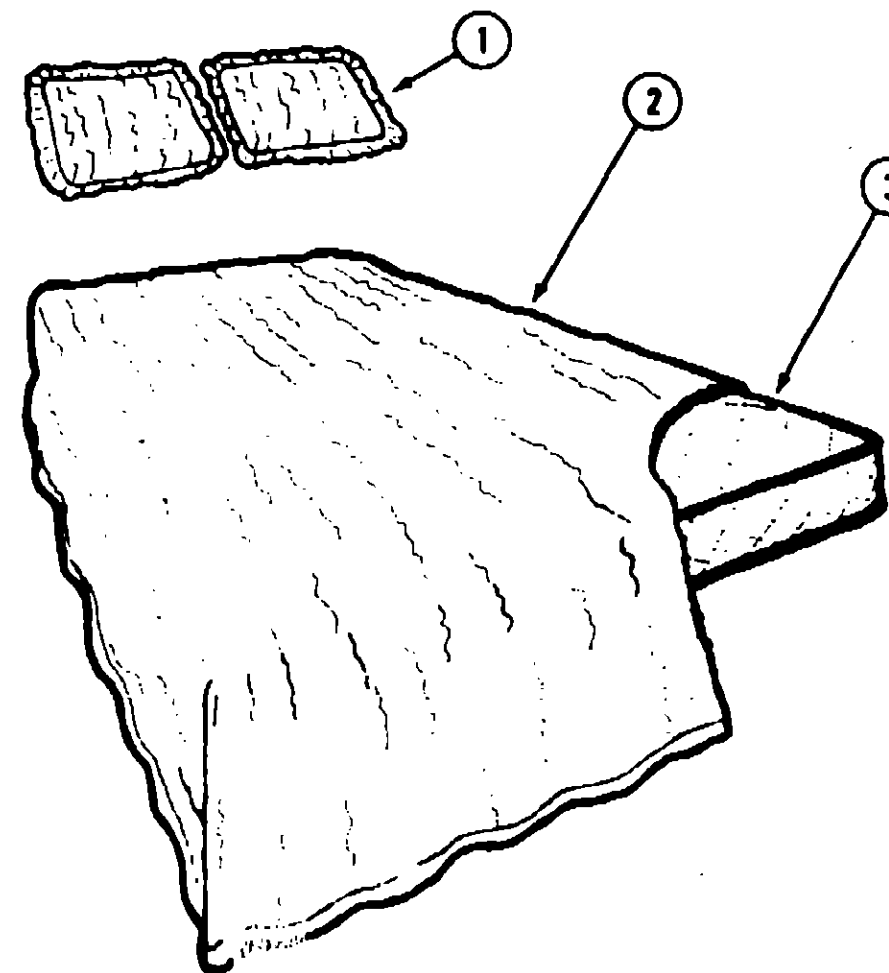
CURTAIN, CUSHION & PAD GROUP (CONTINUED)



SOFA BED

Key	Part Number	U/M	Description
1	089007-04-AB1	EA	Sofa Bed (AB1)
1	089007-04-AB2	EA	Sofa Bed (AB2)
1	089007-04-AB3	EA	Sofa Bed (AB3)
1	M89007-04-AB1	EA	Cover - Sofa Bed
1	M89007-04-AB2	EA	Cover - Sofa Bed
1	M89007-04-AB3	EA	Cover - Sofa Bed
2	085357-01-AB6	EA	Cushion Asm. - Back Pillow (AB1)
2	085357-01-AB7	EA	Cushion Asm. - Back Pillow (AB2)
2	085357-04-AB3	EA	Cushion Asm. - Back Pillow
2	M85357-01-AB6	EA	Cover Asm. - Pillow (AB1)
2	M85357-01-AB7	EA	Cover Asm. - Pillow (AB2)
2	M85357-04-AB3	EA	Cover Asm. - Pillow
3	085080-10-AB1	EA	Cushion Asm. - Throw Pillow
3	085080-10-AB2	EA	Cushion Asm. - Throw Pillow
3	085080-05-AB8	EA	Cushion Asm. - Throw Pillow (AB3)
4	079386-01-000	EA	Frame Asm. - Bed - Continental
	079386-02-000	EA	Mounting Hardware - Pullout Bed - Kit
	095567-01-000	EA	Tack Strip - 1/2" x 625' Roll
	007021-01-000	EA	Seat Belt Asm.
	093008-01-000	YD	Sofa Fabric (AB1)
	096008-02-000	YD	Sofa Fabric (AB2)
	096008-17-000	YD	Sofa Fabric (AB3)

CURTAIN, CUSHION & PAD GROUP (CONTINUED)



QUEEN BED

Key	Part Number	U/M	Description
1	081997-04-AB6	EA	Pillow Sham - w/Ruffle (AB1)
1	081997-04-AB7	EA	Pillow Sham - w/Ruffle (AB2)
1	081997-05-AB8	EA	Pillow Sham - w/Ruffle (AB3)
2	092371-12-AB1	EA	Bedsread Asm. - Fitted - w/Ruffle - 80" x 75"
2	092371-12-AB2	EA	Bedsread Asm. - Fitted - w/Ruffle - 80" x 75"
2	092371-01-AB3	EA	Bedsread Asm. - Fitted - w/Ruffle - 80" x 75"
3	096176-07-000	EA	Mattress - Innerspring - 59" x 74"
	088273-45-000	YD	Bedspread Fabric (AB1)
	088273-46-000	YD	Bedspread Fabric (AB2)
	088273-39-000	YD	Bedspread Fabric (AB3)

TWIN BED

Key	Part Number	U/M	Description
1	081997-04-AB6	EA	Pillow Sham - w/Ruffle (AB1)
1	081997-04-AB7	EA	Pillow Sham - w/Ruffle (AB2)
1	081997-05-AB8	EA	Pillow Sham - w/Ruffle (AB3)
2	092371-10-AB6	EA	Bedsread Asm. - Fitted - 33" x 75" - Passenger Side (AB1)
2	092371-10-AB7	EA	Bedsread Asm. - Fitted - 33" x 75" - Passenger Side (AB2)
2	092371-08-AB8	EA	Bedsread Asm. - Fitted - 33" x 75" - Passenger Side (AB3)
2	092371-11-AB6	EA	Bedsread Asm. - Fitted - 33" x 75" - Driver Side (AB1)
2	092371-11-AB7	EA	Bedsread Asm. - Fitted - 33" x 75" - Driver Side (AB2)
2	092371-09-AB8	EA	Bedsread Asm. - Fitted - 33" x 75" - Driver Side (AB3)
3	096176-01-000	EA	Mattress - Innerspring - 32" x 74"

FRONT BUNK CUSHION

Key	Part Number	U/M	Description
	079145-06-000	EA	Cushion Asm. - Front Bunk - 30" x 76"
	M79145-06-000	EA	Cover Asm. - Front Bunk
	079970-01-000	YD	Mattress Tape 5/8"

WINNEBAGO TABLE OF CONTENTS

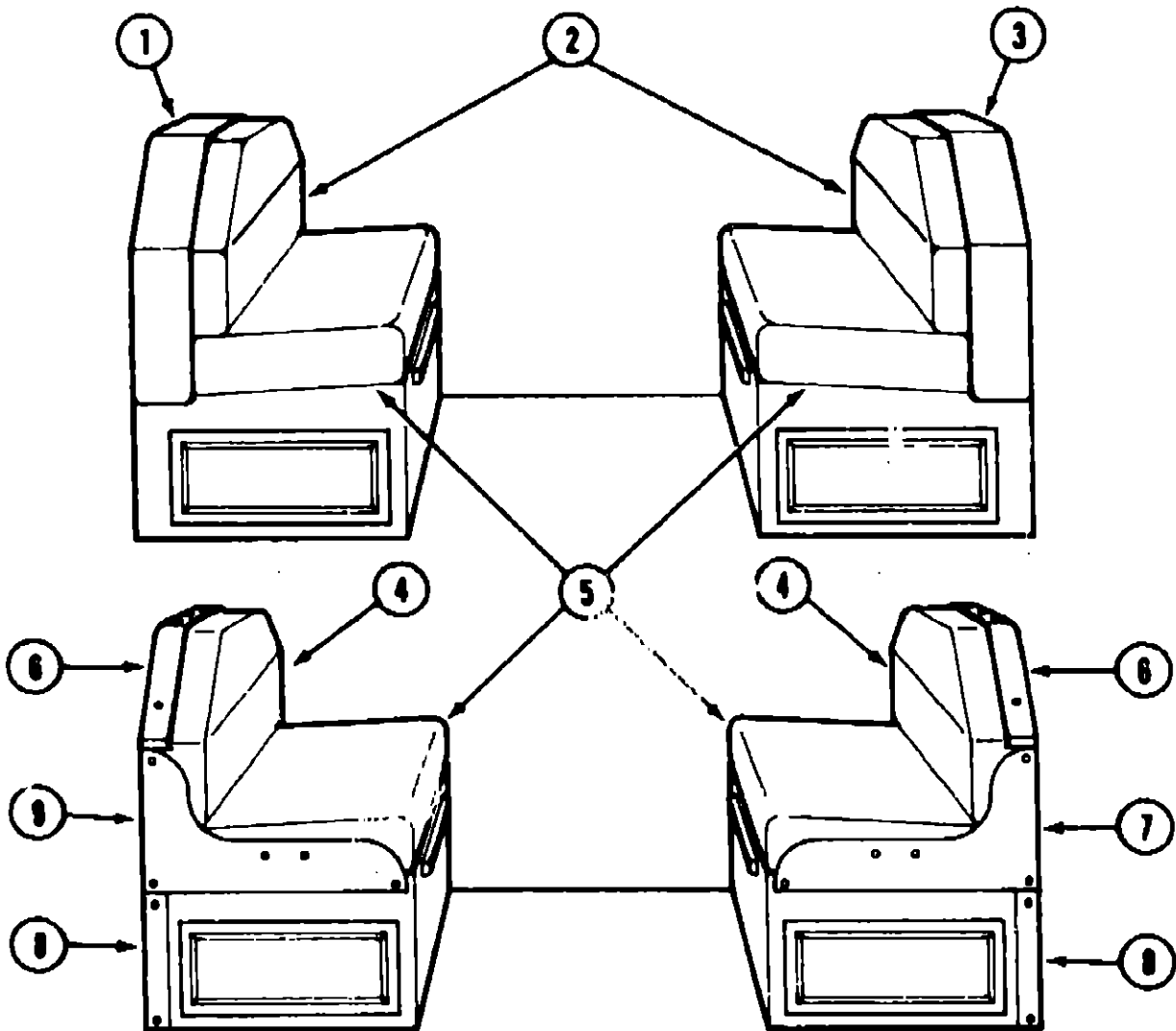
INTRODUCTION	A-01 - A-02
ABBREVIATIONS	A-03
ALPHABETICAL/GROUP REFERENCE	A-04 - A-06
WCM27RQ	A-07 - E-15
WKM40RQ	E-17 - I-22

1990 WCM27RQ INDEX

Floor Plan	A-07 - A-08
Accessories Group	A-09 - A-11
Bath Group	A-12 - A-13
Bedroom Group	A-14 - A-16
Chassis Group	A-19 - B-06
Curtain, Cushion & Pad Group	B-07 - B-18
Dinette Group	B-19 - B-21
Driver's Compartment Group	B-22 - C-02
Electrical Group	C-03 - C-06
Exterior Body Group	C-07 - C-15
Galley Group	C-16 - C-19
Heating & Air Conditioning Group	C-20 - C-21
Interior Finish Group	C-22 - C-23
Labels Group	C-24 - D-06
LP Group	D-09
Lounge Group	D-10 - D-12
Sealants & Fasteners Group	D-13 - D-14
Water & Sewage Group	D-15 - D-17
Window, Vent & Exterior Door Group	D-18 - E-15

CURTAIN, CUSHION & PAD GROUP (CONTINUED)

DINETTE



Key	Part Number	U/M	Description
1	081519-02-X75	EA	Pad Asm. - Dinette - Left (AB1)
1	081519-02-AB7	EA	Pad Asm. - Dinette - Left (AB2)
1	081519-02-AA9	EA	Pad Asm. - Dinette - Left (AB3)
2	088927-49-AB6	EA	Cushion Asm. - 13" x 38" x 5" - Dinette - Seat Back (AB1)
2	088927-49-AB7	EA	Cushion Asm. - 13" x 38" x 5" - Dinette - Seat Back (AB2)
2	088927-58-AB3	EA	Cushion Asm. - 13" x 38" x 5" - Dinette - Seat Back
2	M88927-49-AB6	EA	Cover Asm. - 13" x 38" x 5" - Dinette Cushion - Seat Back (AB1)
2	M88927-49-AB7	EA	Cover Asm. - 13" x 38" x 5" - Dinette Cushion - Seat Back (AB2)
2	M88927-58-AB3	EA	Cover Asm. - 13" x 38" x 5" - Dinette Cushion - Seat Back
3	081519-01-X75	EA	Pad Asm. - Dinette - Right (AB1)
3	081519-01-AB7	EA	Pad Asm. - Dinette - Right (AB2)
3	081519-01-AA9	EA	Pad Asm. - Dinette - Right (AB3)
4	088927-63-AB6	EA	Cushion Asm. - 15" x 38" x 5" - Dinette - Seat Back (AB1)
4	088927-63-AB7	EA	Cushion Asm. - 15" x 38" x 5" - Dinette - Seat Back (AB2)
4	088927-68-AB3	EA	Cushion Asm. - 15" x 38" x 5" - Dinette - Seat Back
4	M88927-63-AB6	EA	Cover Asm. - 15" x 38" x 5" - Dinette Cushion - Seat Back (AB1)
4	M88927-63-AB7	EA	Cover Asm. - 15" x 38" x 5" - Dinette Cushion - Seat Back (AB2)
4	M88927-68-AB3	EA	Cover Asm. - 15" x 38" x 5" - Dinette Cushion - Seat Back
5	088927-40-AB6	EA	Cushion Asm. - Dinette - Seat (AB1)
5	088927-40-AB7	EA	Cushion Asm. - Dinette - Seat (AB2)
5	088927-59-AB3	EA	Cushion Asm. - Dinette - Seat
5	M88927-40-AB6	EA	Cover Asm. - Dinette Cushion - Seat (AB1)
5	M88927-40-AB7	EA	Cover Asm. - Dinette Cushion - Seat (AB2)
5	M88927-59-AB3	EA	Cover Asm. - Dinette Cushion - Seat
6	098454-01-AB1	EA	Pad Asm. - Dinette
6	098454-01-AB2	EA	Pad Asm. - Dinette
6	098454-01-AC1	EA	Pad Asm. - Dinette (AB3)
7	098432-02-AD1	EA	Arm Pad - Right Side
7	098432-02-AB2	EA	Arm Pad - Right Side
7	098432-02-AC1	EA	Arm Pad - Right Side (AB3)
8	098433-01-AB1	EA	Pad Asm. - Dinette
8	098433-01-AB2	EA	Pad Asm. - Dinette
8	098433-01-AC1	EA	Pad Asm. - Dinette (AB3)
9	098432-01-AB1	EA	Arm Pad - Left Side
9	098432-01-AB2	EA	Arm Pad - Left Side
9	098432-01-AC1	EA	Arm Pad - Left Side (AB3)
	098008-01-000	YD	Dinette Fabric (AB1)
	098008-02-000	YD	Dinette Fabric (AB2)
	098008-17-000	YD	Dinette Fabric (AB3)

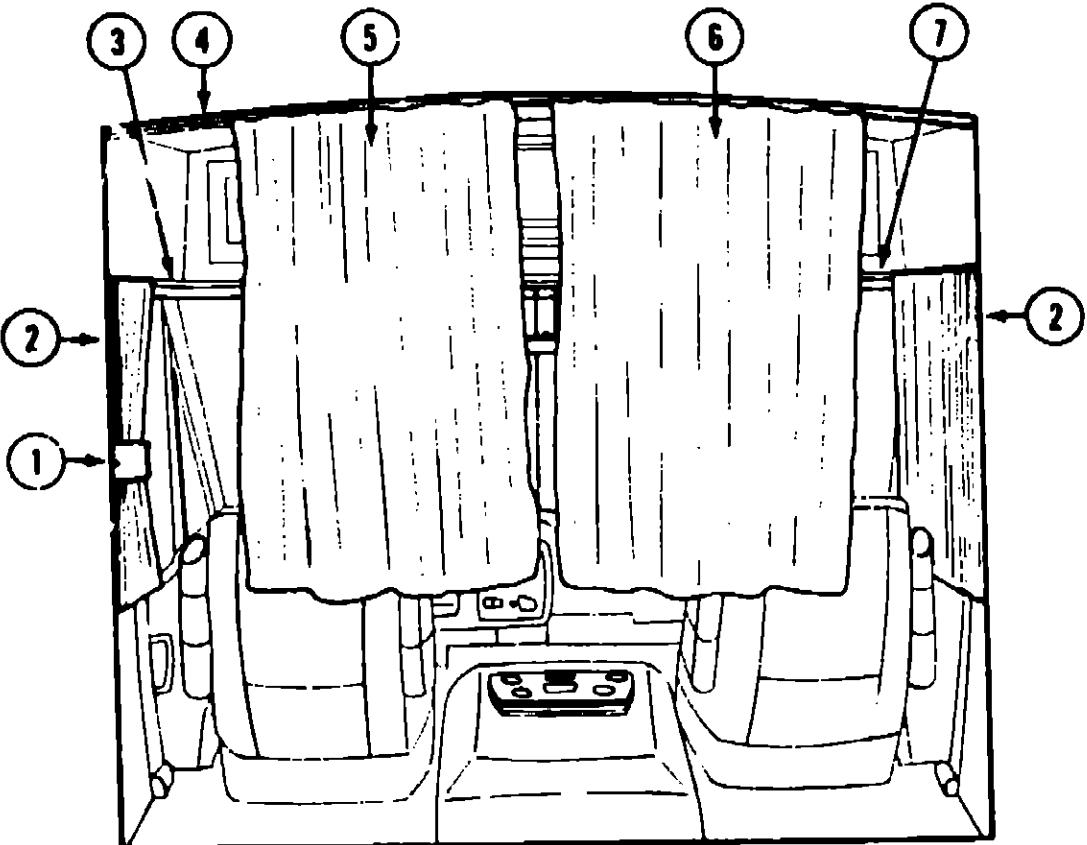
WINNEBAGO
TABLE OF CONTENTS

INTRODUCTION	A-01 - A-02
ABBREVIATIONS	A-03
ALPHABETICAL/GROUP REFERENCE	A-04 - A-08
WCM27RQ	A-07 - E-15
WQM40RQ	E-17 - I-22

1990 WCM27RQ INDEX

Floor Plan	A-07 - A-08
Accessories Group	A-09 - A-11
Bath Group	A-12 - A-13
Bedroom Group	A-14 - A-18
Chassis Group	A-19 - B-03
Curtain, Cushion & Pad Group	B-07 - B-18
Dinette Group	B-19 - B-21
Driver's Compartment Group	B-22 - C-02
Electrical Group	C-03 - C-08
Exterior Body Group	C-07 - C-15
Galley Group	C-16 - C-19
Heating & Air Conditioning Group	C-20 - C-21
Interior Finish Group	C-22 - C-23
Labels Group	C-24 - D-08
LP Group	D-09
Lounge Group	D-10 - D-12
Sealants & Fasteners Group	D-13 - D-14
Water & Sewage Group	D-15 - D-17
Window, Vent & Exterior Door Group	D-18 - E-15

CURTAIN, CUSHION & PAD GROUP (CONTINUED)



FRONT CURTAINS & ACCESSORIES

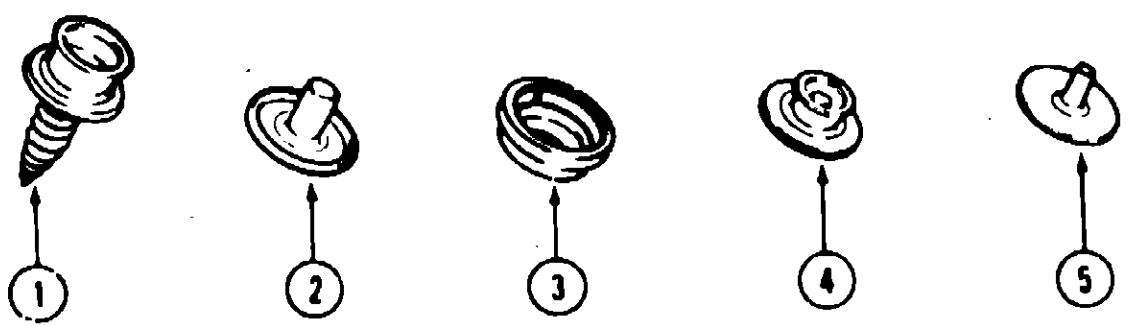
Key	Part Number	U/M	Description
1	073260-40-AB1	EA	Tieback - 10" x 18" - Left or Right Side
2	099794-01-000	EA	Curtain - Front Wraparound - Driver or Passenger Side
3	099223-02-AB1	EA	Front Wraparound Track - Driver Side
4	091904-01-000	FT	Track - Blackout Curtain - Light Beige
5	093452-02-AB6	EA	Curtain Asm. - Blackout - Driver Side - 48" x 50"
6	093452-01-AB6	EA	Curtain Asm. - Blackout - Passenger Side - 48" x 50"
7	099223-01-AB1	EA	Front Wraparound Track - Passenger Side
	097625-01-000	EA	Curtain Hooks (Blackout Curtain)
	088792-01-000	EA	Velcro - 5/8" Hook - Non Adhesive (Blackout Curtain)
	088792-02-000	EA	Velcro - 3/4" Loop - Adhesive (Blackout Curtain)
	088273-42-000	YD	Blackout Curtain Fabric

CURTAIN, CUSHION & PAD GROUP (CONTINUED)

Key	Part Number	U/M	Description
			FABRIC
	096006-01-000	YD	Fabric - Upholstery - Main - Blue (AB1)
	096006-02-000	YD	Fabric - Upholstery - Main - Fawn (AB2)
	096006-17-000	YD	Fabric - Upholstery - Main - Mauve Beige (AB3)
	088274-33-000	YD	Fabric - Upholstery - Accent - Blue (AB1)
	088274-80-000	YD	Fabric - Upholstery - Accent - Wren (AB2)
	096006-25-000	YD	Fabric - Upholstery - Accent - Geranium (AB3)
	096006-01-000	YD	Fabric - Padded Valance/Side Legs - Front Windows (AB1)
	096006-02-000	YD	Fabric - Padded Valance/Side Legs - Front Windows (AB2)
	096006-25-000	YD	Fabric - Padded Valance/Side Legs - Front Windows (AB3)
	088273-45-000	YD	Fabric - Padded Valance/Side Legs - Bedroom Windows - Dusty Blue (AB1)
	088273-46-000	YD	Fabric - Padded Valance/Side Legs - Bedroom Windows - Nile (AB2)
	088273-39-000	YD	Fabric - Padded Valance/Side Legs - Bedroom Windows - Tea Rose (AB3)
	084416-23-000	YD	Fabric - Laminate - Pull Shade - Entrance Door - Pearl
	088273-42-000	YD	Fabric - Curtain - Blackout - Parchment
	088273-45-000	YD	Fabric - Bedspread - Dusty Blue (AB1)
	088273-46-000	YD	Fabric - Bedspread - Nile (AB2)
	088273-39-000	YD	Fabric - Bedspread - Tea Rose (AB3)
	096060-06-000	YD	Carpet - Tumbleweed (AB1)
	072860-89-000	YD	Carpet - Blue Bonnet (AB2)
	072860-39-000	YD	Carpet - Rose Mist (AB3)
	083466-01-000	YD	Carpet - Outside Storage Compartments - Charcoal
	079660-01-000	YD	Vinyl - Expanded - 26 oz. - Buckskin
	089351-01-000	YD	Vinyl - Headliner - Acoustical
	081926-01-000	YD	Quilting Backing

WINNEBAGO TABLE OF CONTENTS

INTRODUCTION	A-01 - A-02
ABBREVIATIONS	A-03
ALPHABETICAL/GROUP REFERENCE	A-04 - A-06
WCM27RQ	A-07 - E-15
WCM40RQ	E-17 - I-22



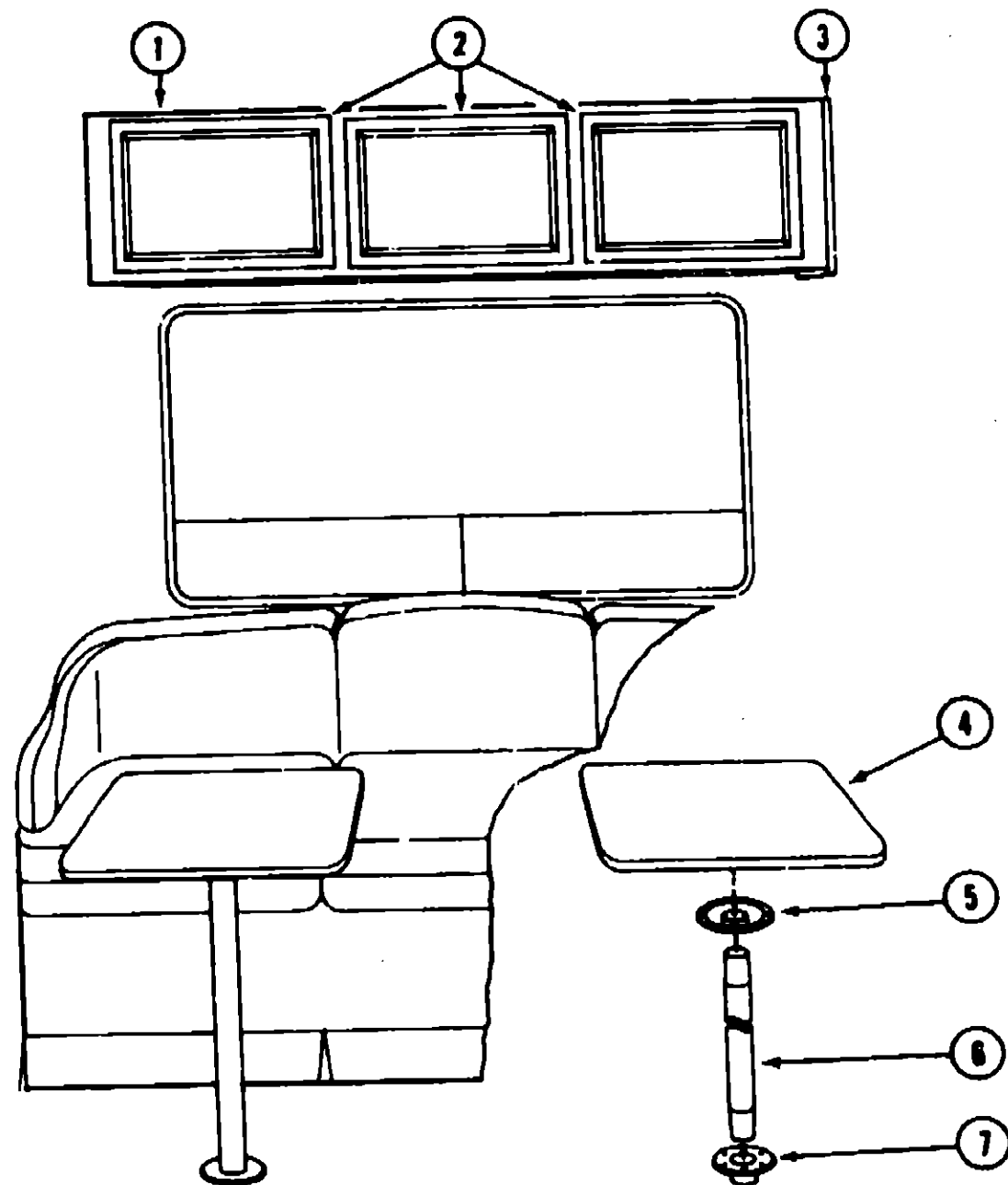
MISCELLANEOUS

Key	Part Number	U/M	Description
1	029130-01-000	EA	Socket - Snap Fastener - 7 x 5/8"
2	029155-01-000	EA	Cap - Snap
3	029156-01-000	EA	Socket - Snap Fastener
4	029092-01-000	EA	Stud - Nickel Finish
5	029093-01-000	EA	Eyelet - Nickel Finish
	075943-01-000	EA	Valance Brace - Beige
	053552-02-W04	EA	Assist Strap - Interior
	078245-01-000	EA	Boot - Steering Column
	029094-04-000	YD	Velcro Tape - Loop - 1" - Black
	029096-03-000	YD	Velcro Tape - Hook - 1" - Black

1990 WCM27RQ INDEX

Floor Plan	A-07 - A-08
Accessories Group	A-09 - A-11
Bath Group	A-12 - A-13
Bedroom Group	A-14 - A-16
Chassis Group	A-19 - B-06
Curtain, Cushion & Pad Group	B-07 - B-18
Dinette Group	B-19 - B-21
Driver's Compartment Group	B-22 - C-02
Electrical Group	C-03 - C-06
Exterior Body Group	C-07 - C-15
Galley Group	C-16 - C-19
Heating & Air Conditioning Group	C-20 - C-21
Interior Finish Group	C-22 - C-23
Labels Group	C-24 - D-08
LP Group	D-09
Lounge Group	D-10 - D-12
Sealants & Fasteners Group	D-13 - D-14
Water & Sewage Group	D-15 - D-17
Window, Vent & Exterior Door Group	D-18 - E-15

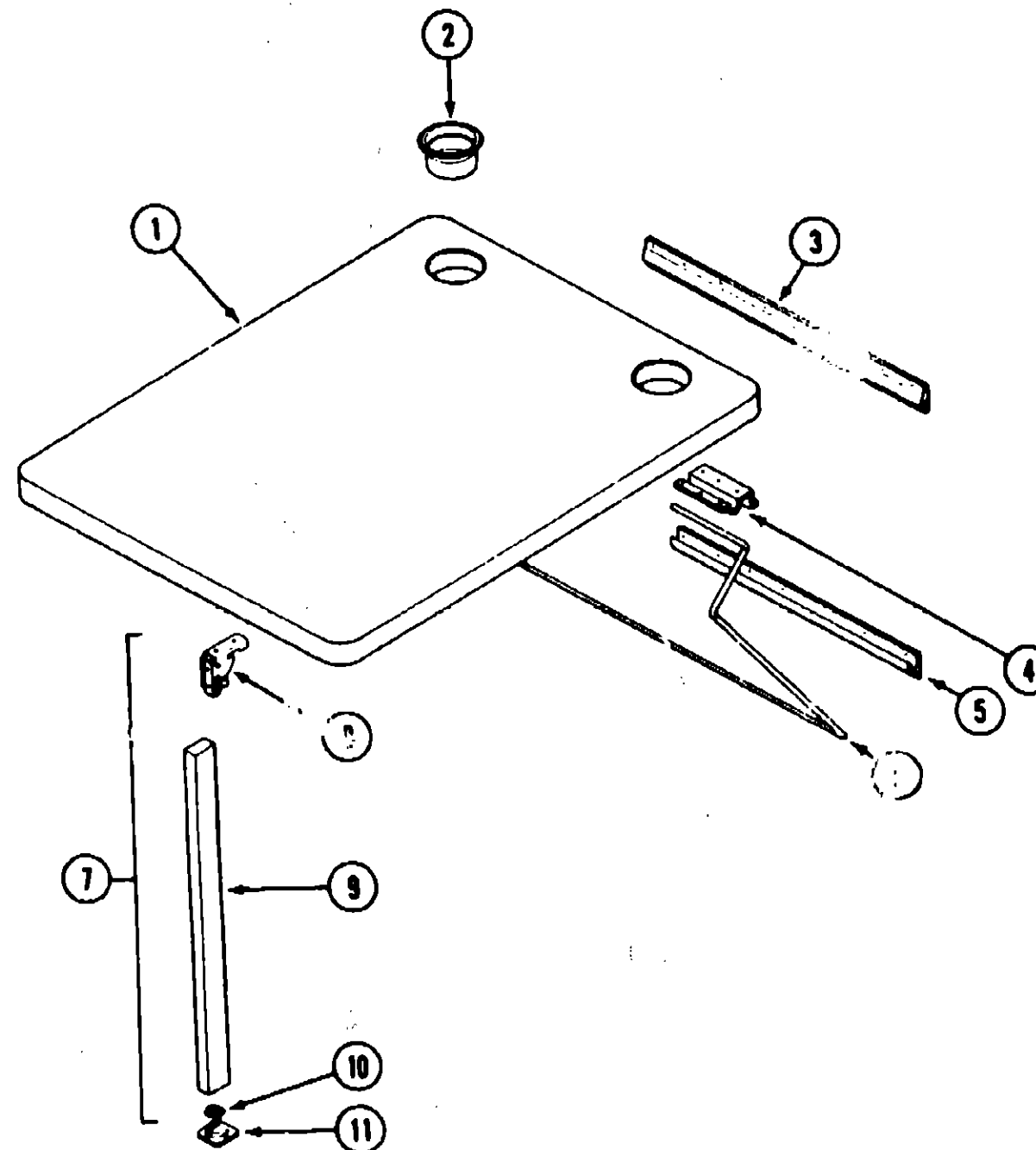
DINETTE GROUP



SOFA DINETTE & OVERHEAD CABINERY

Key	Part Number	U/M	Description
1	M81550-35-AB1	EA	Cabinet Asm. - Dinette Overhead - w/o Doors
2	M88304-18-AB1	EA	Door Asm. - Dinette Overhead - w/o Hardware
3	081325-03-W30	EA	End Cap Asm. (Overhead)
4	081298-01-X11	EA	Table Asm.
5	009040-03-000	EA	Raised Table Base
6	009040-08-000	EA	Pedestal Leg
7	041194-01-000	EA	Base - Table Leg
	062048-01-000	EA	Clip - Pedestal Leg

DINETTE GROUP (CONTINUED)



DINETTE TABLE

Key	Part Number	U/M	Description
1	M02115-09-AA9	EA	Table Top - Dinette
	004354-01-000	EA	Bumper - 1/8" x 1/2" - Brown
	078325-19-000	EA	Molding - Edge Band
2	064781-05-000	EA	Cup Holder - Beige
3	053200-05-000	EA	Bracket - Upper Wall Mount - 23.5" - Beige
4	088410-01-000	EA	Bracket - Table Mount - 23" - Beige
5	024281-07-000	EA	Bracket - Lower Wall Mount - 22.12" - Beige
6	024275-05-000	EA	Rod - Table Lift - 8" x 23.5" - Beige
7	092708-01-Y15	EA	Leg Asm. - Table
8	093550-01-000	EA	Bracket - Table Leg - Folding
9	092707-01-01A	EA	Table Leg - Regal Oak
10	092593-01-02A	EA	Catch - Table Leg - Beige
11	048493-08-000	EA	Floor Catch - Table Leg - Beige
	000311-10-12R	EA	Screw - 10 - 16 x 3/4" PPH - Beige

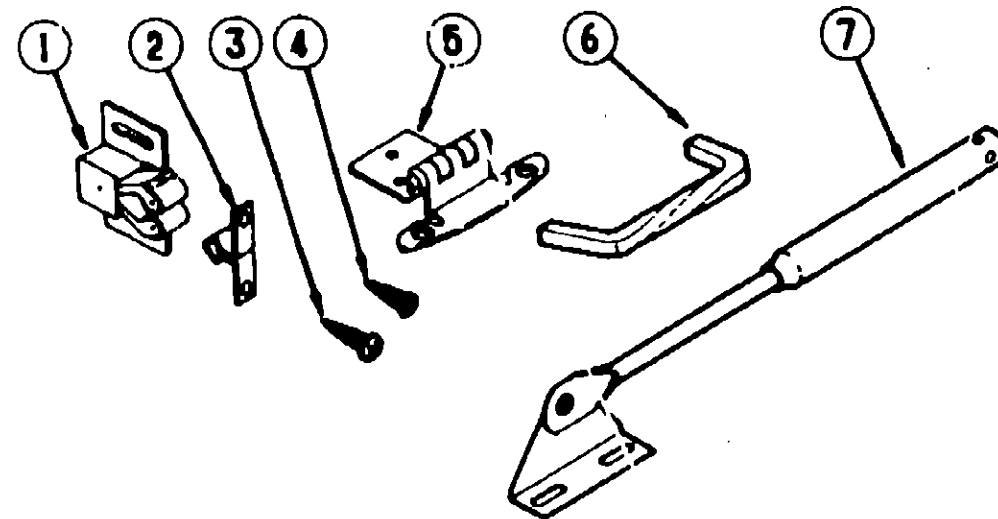
WINNEBAGO TABLE OF CONTENTS

INTRODUCTION	A-01 - A-02
ABBREVIATIONS	A-03
ALPHABETICAL/GROUP REFERENCE	A-04 - A-06
WCM27RQ	A-07 - E-15
WKM40RQ	E-17 - I-22

1990 WCM27RQ INDEX

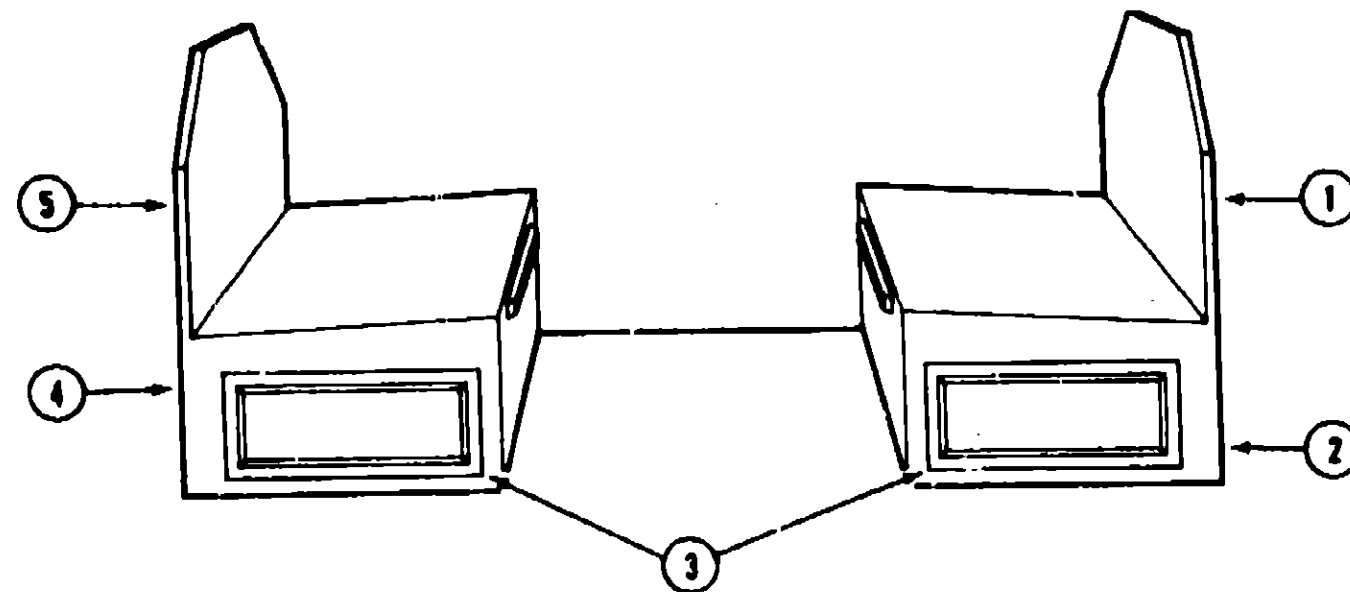
Floor Plan	A-07 - A-08
Accessories Group	A-09 - A-11
Bath Group	A-12 - A-13
Bedroom Group	A-14 - A-18
Chassis Group	A-19 - B-06
Curtain, Cushion & Pad Group	B-07 - B-18
Dinette Group	B-19 - B-21
Driver's Compartment Group	B-22 - C-02
Electrical Group	C-03 - C-06
Exterior Body Group	C-07 - C-15
Galley Group	C-16 - C-19
Heating & Air Conditioning Group	C-20 - C-21
Interior Finish Group	C-22 - C-23
Labels Group	C-24 - D-08
LP Group	D-09
Lounge Group	D-10 - D-12
Sealants & Fasteners Group	D-13 - D-14
Water & Sewage Group	D-15 - D-17
Window, Vent & Exterior Door Group	D-18 - E-15

DINETTE GROUP (CONTINUED)



CABINET HARDWARE (DOORS & CABINETS)

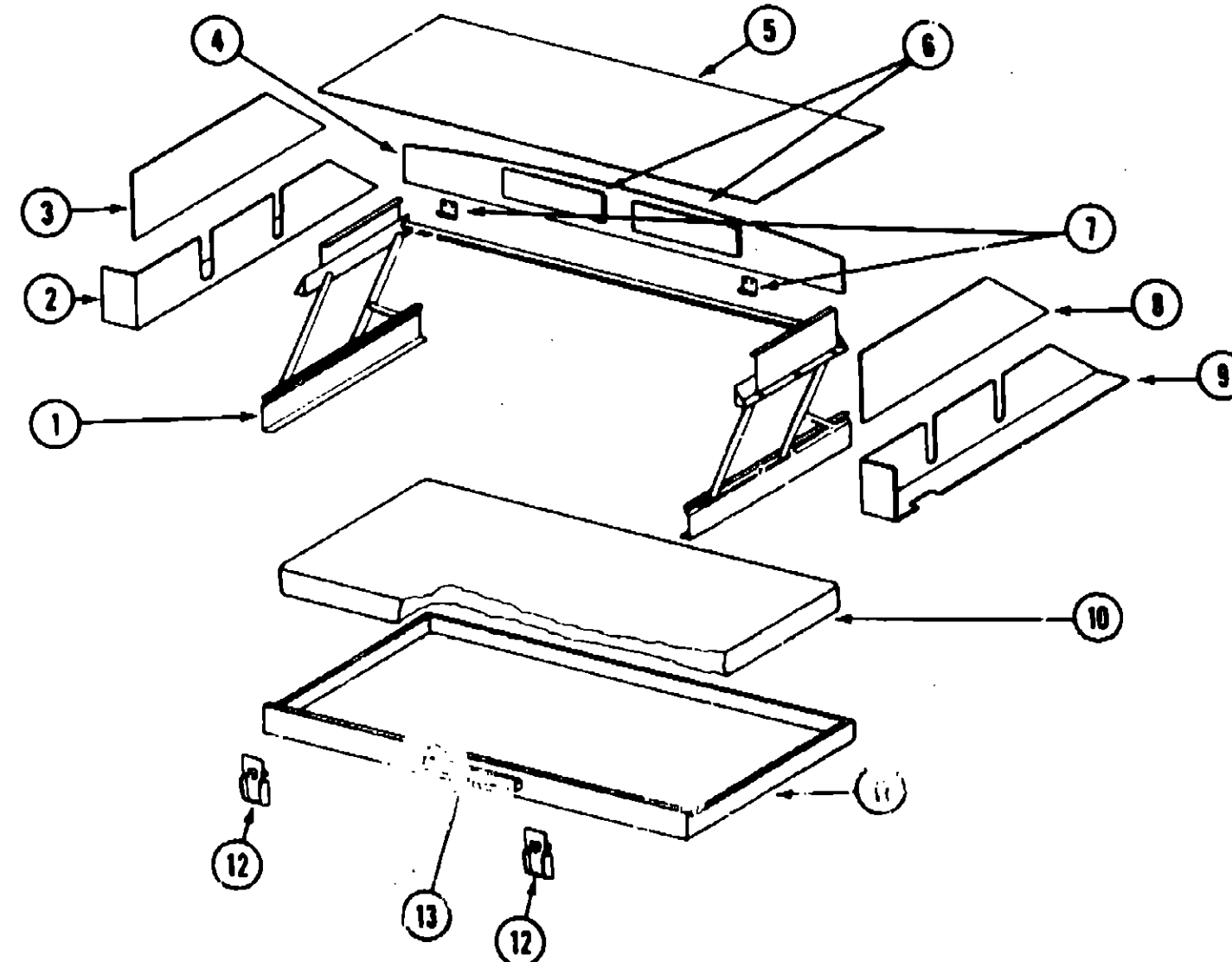
Key	Part Number	U/M	Description
1	093586-03-000	EA	Roller Catch (Doors)
2	093586-04-000	EA	Steel Strike (Doors)
3	000G68-06-10G	EA	Screw - #6 - 18 x .625" POH - Antique Brass - Hinge to Cabinet
4	000G13-08-10G	EA	Screw - #6 - 20 x .625" PFH - Antique Brass - Hinge to Door
5	059777-02-000	EA	Hinge - Burnished Brass
6	098645-01-000	EA	Pull Handle
7	074493-02-000	EA	Door Support



DINETTE CABINETRY

Key	Part Number	U/M	Description
1	M04064-01-AB1	EA	Cabinet Asm. - Seat Back - Right - w/o Pad
2	M04065-01-AB1	EA	Cabinet Asm. - Seat Base - Right - w/o Door
3	M88304-21-AB6	EA	Door Asm. - Dinette Seat - w/o Hardware
4	M04065-02-AB1	EA	Cabinet Asm. - Seat Base - Left - w/o Door
5	M04064-02-AB1	EA	Cabinet Asm. - Seat Back - Left - w/o Pad

DRIVER'S COMPARTMENT GROUP



FRONT PULLDOWN BUNK

Key	Part Number	U/M	Description
1	076760-02-000	EA	Hardware Asm. - Overhead Bunk
2	090077-02-Y15	EA	Pad Asm. - Lower End Cap - Driver Side
3	090076-02-X14	EA	Pad Asm. - Upper - End Cap - Driver Side
4	M90075-01-AB1	EA	Cabinet Asm. - Front Face - Overhead w/Doors
5	090079-01-X14	EA	Cabinet Asm. - Lower Base - Overhead
6	M88304-03-AB6	EA	Door Asm. - w/o Hardware
	000G13-06-10G	EA	Screw - 6 - 20 x 5/8" - PFH - Antique Brass
	059777-02-000	EA	Hinge - Antique Brass
	098645-01-000	EA	Pull Handle
	000G68-06-10G	EA	Screw - 6 - 18 x 5/8" POH - Antique Brass
	074493-02-000	EA	Support - Sprung Door
	093586-03-000	EA	Catch - Roller Spring
	093586-04-000	EA	Strike - Spring Steel
7	042541-05-000	EA	Strike - Brass
8	090076-01-X14	EA	Pad Asm. - Upper End Cap - Passenger Side
9	090077-01-Y15	EA	Pad Asm. - Lower - End Cap - Passenger Side
10	079145-08-000	EA	Cushion Asm. - Bunk
	M79145-06-000	EA	Cover Asm. - Bunk - 30" x 78"
	079970-01-000	YD	Mattress Tape - 5/8"
11	081717-03-Y15	EA	Bed Asm. - Front Bunk
12	042541-04-000	EA	Latch Asm. - w/o Strike - Brass
13	094658-01-Y12	EA	Handle - Front Bunk - Oak
	009767-12-000	FT	Weltung - Beige
	M79279-01-X11	FT	U Channel - 1"
	016604-03-000	EA	Angle Bracket - 2.5" - Beige
	075943-02-000	EA	Brace - Valance - Beige - 14"
	029130-01-000	EA	Socket - Snap Fastener - 7 x 5/8"

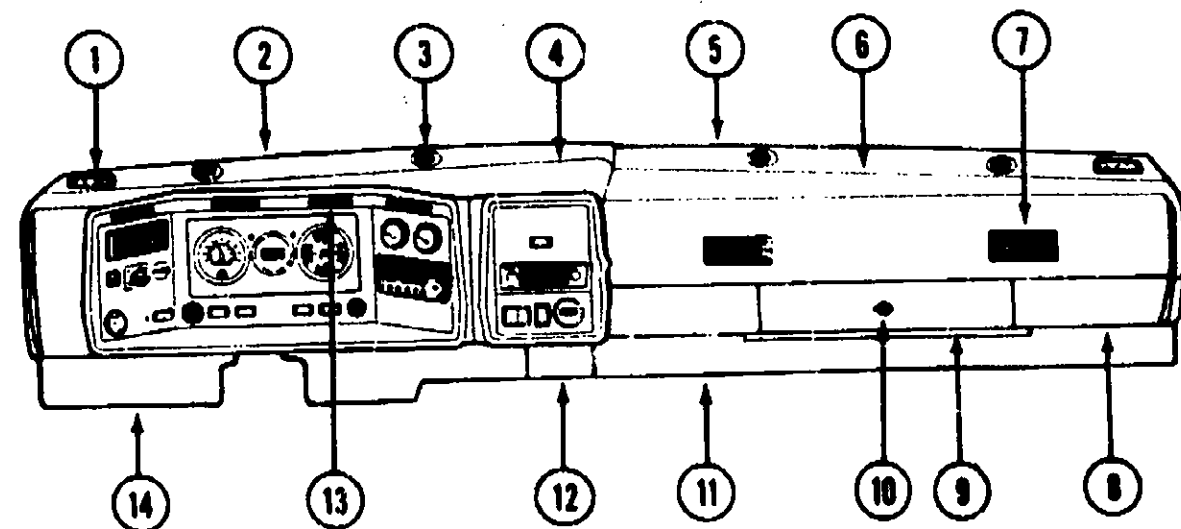
WINNEBAGO TABLE OF CONTENTS

INTRODUCTION	A-01 - A-02
ABBREVIATIONS	A-03
ALPHABETICAL/GROUP REFERENCE	A-04 - A-06
WCM27RQ	A-07 - E-15
WKM40RQ	E-17 - I-22

1990 WCM27RQ INDEX

Floor Plan	A-07 - A-08
Accessories Group	A-09 - A-11
Bath Group	A-12 - A-13
Bedroom Group	A-14 - A-18
Chassis Group	A-19 - B-06
Curtain, Cushion & Pad Group	B-07 - B-16
Dinette Group	B-19 - B-21
Driver's Compartment Group	B-22 - C-02
Electrical Group	C-03 - C-06
Exterior Body Group	C-07 - C-15
Galley Group	C-16 - C-19
Heating & Air Conditioning Group	C-20 - C-21
Interior Finish Group	C-22 - C-23
Labels Group	C-24 - D-06
LP Group	D-07
Lounge Group	D-10 - D-12
Sealants & Fasteners Group	D-13 - D-14
Water & Sewage Group	D-15 - D-17
Window, Vent & Exterior Door Group	D-18 - E-15

DRIVER'S COMPARTMENT GROUP (CONTINUED)



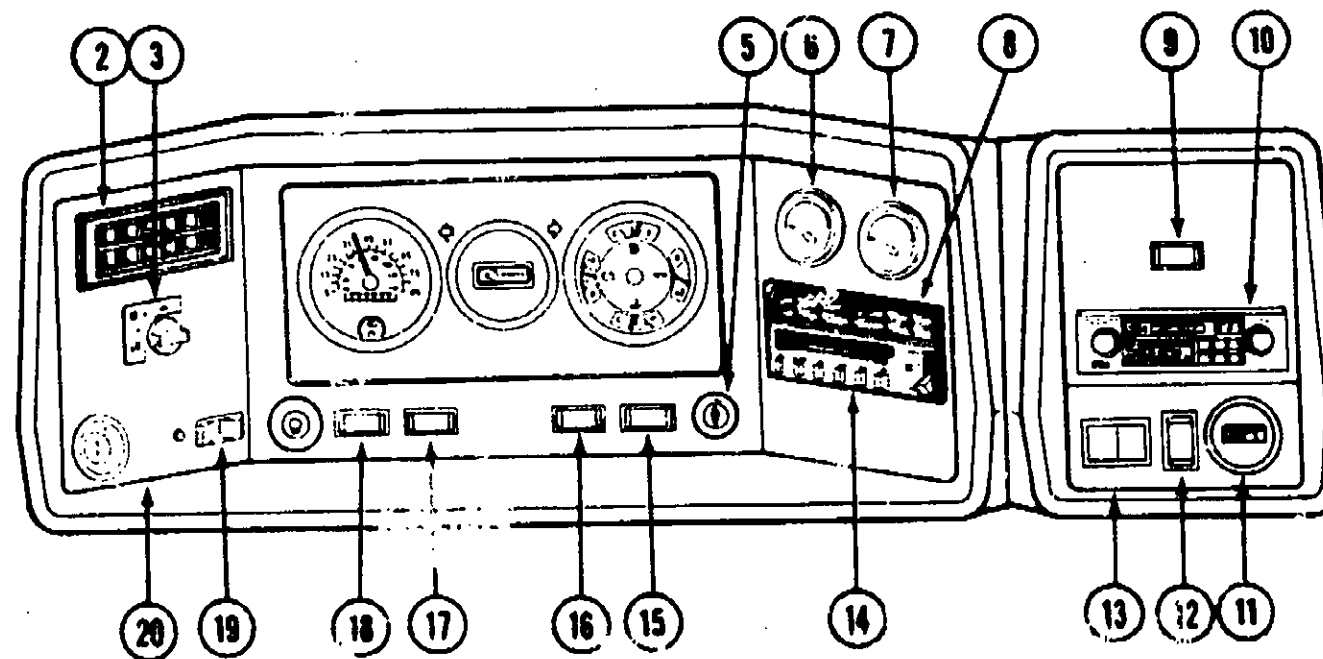
DASH PANEL COMPONENTS

Key	Part Number	U/M	Description
1	073741-04-000	EA	Speaker Grill - 4" x 6" Oval - Audiovox 136-1157
2	076582-02-000	EA	Pad Asm. - Dash - Front Driver - w/o Defroster Vent
3	074990-01-000	EA	Defroster Outlet - w/ Valve - 2" Tan
4	076088-01-000	EA	Pad Asm. - Dash - Instrument - Panel - Driver Side
5	076581-02-000	EA	Pad Asm. - Dash - Front Passenger - w/o Defroster Vent
6	079089-01-000	EA	Pad A.s.m. - Dash - Instrument Panel - Passenger Side
7	039044-01-000	EA	Louver Asm. - Air Conditioner - "Just Air" Vent
8	023834-01-000	EA	Knee Kick
9	022219-01-000	EA	Glove Compartment Door
10	009118-01-000	EA	Twist Lock - Glove Compartment
	023892-01-000	EA	Glove Compartment Box - Black Fiberboard
	024598-01-000	EA	Glove Compartment Hinge
11	077367-01-000	EA	Instrument Panel Cover - Lower Right - Black
12	077369-01-000	EA	Access Panel - Lower Instrument Panel - Black
13	061424-01-000	EA	Light - 12 Volt - Rectangular
14	077368-01-000	EA	Instrument Panel Cover - Lower Left - Black
14	077368-03-000	EA	Instrument Panel Cover - Lower Left - Black (w/Searchlight)

DELUXE STEERING WHEEL

Key	Part Number	U/M	Description
	080752-15-000	EA	Steering Wheel - 4 Spoke
	080752-17-000	EA	Steering Wheel - w/2 Horn Buttons
	080752-06-000	EA	Adapter Hub
	080752-08-000	EA	Screw - Steering Wheel

DRIVER'S COMPARTMENT GROUP (CONTINUED)



INSTRUMENT CLUSTER

Key	Part Number	U/M	Description
2	039044-01-000	EA	Vent/Air Conditioner Register
3	072332-02-000	EA	Rear Auto Heater Switch - w/o Knob
	090977-01-000	EA	Knob - Rear Auto Heater Switch - Rotating
5	089294-01-000	EA	Cigarette Lighter
6	024459-04-000	EA	Battery Condition Meter
7	024460-04-000	EA	Vacuum/Fuel Economy Gauge
8	094381-01-741	EA	Dash Louver/Control Panel Trim
9	093381-01-000	EA	Radio Power Source Switch
10	097459-01-000	EA	Radio - Audio Entertainment System
11	031035-01-000	EA	Auxiliary Electric Generator Hourmeter
12	024976-01-000	EA	Auxiliary Electric Generator Start/Stop Switch
13	076008-25-000	EA	Bezel - Entertainment Center - w/o Generator
13	076008-26-000	EA	Bezel - Entertainment Center - w/Generator
14	094531-01-732	EA	Heater/Air Conditioner Controls
15	024461-01-000	EA	Battery Mode Switch
16	024462-01-000	EA	Battery Condition Switch
17	087266-01-000	EA	Rear Wiper Switch
18	089308-01-000	EA	Switch - Auxiliary Defroster Fans
19	085983-04-000	EA	Auxiliary Battery Disconnect Switch
20	086298-15-000	EA	Bezel - Instrument Panel
	086745-01-000	EA	Instrument Cluster - Electronic

WINNEBAGO TABLE OF CONTENTS

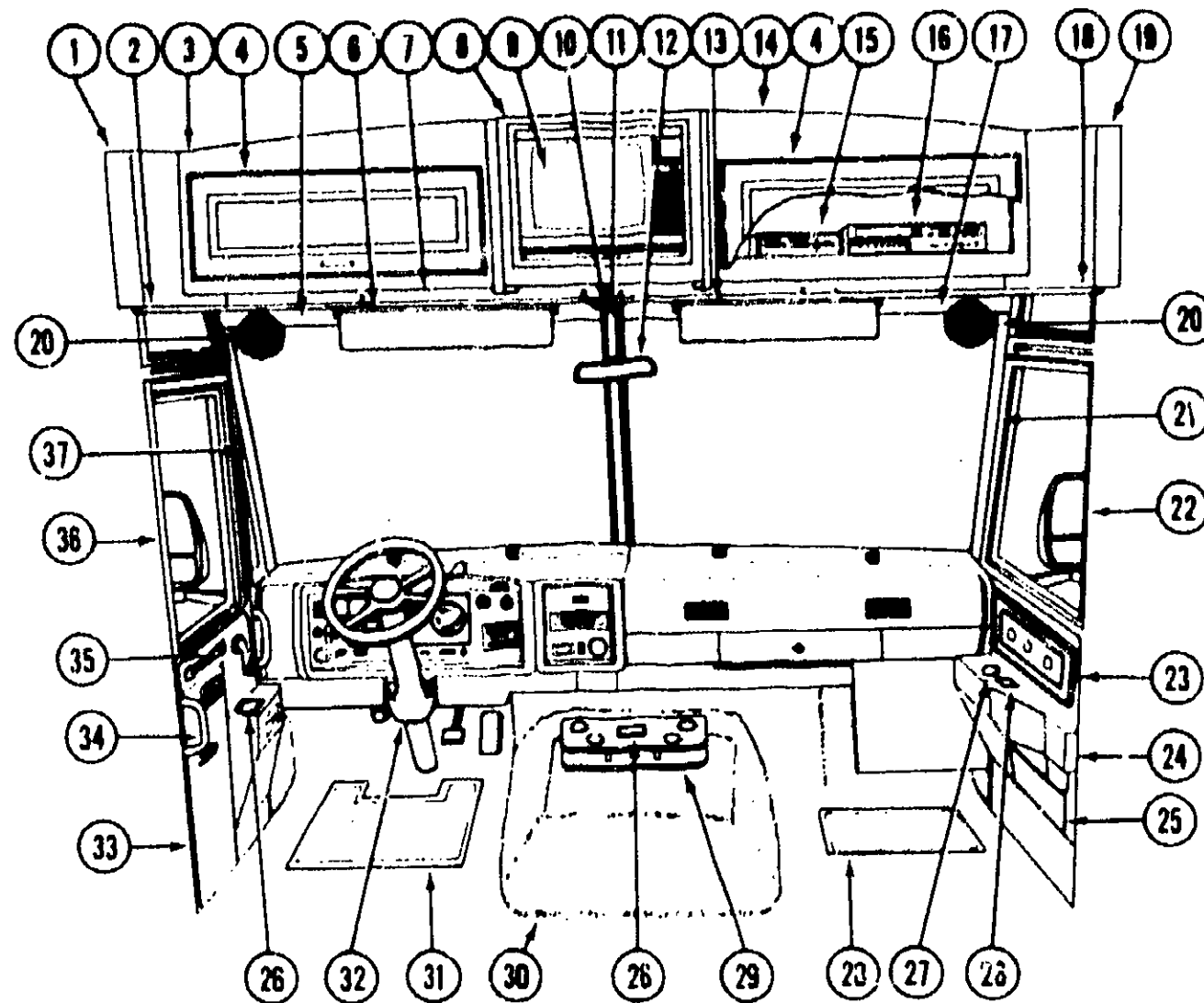
INTRODUCTION	A-01 - A-02
ABBREVIATIONS	A-03
ALPHABETICAL/GROUP REFERENCE	A-04 - A-06
WCM27RQ	A-07 - E-15
WKM40RQ	E-17 - I-22

1990 WCM27RQ INDEX

Floor Plan	A-07 - A-08
Accessories Group	A-09 - A-11
Bath Group	A-12 - A-13
Bedroom Group	A-14 - A-16
Chassis Group	A-19 - B-06
Curtain, Cushion & Pad Group	B-07 - B-18
Dinette Group	B-19 - B-21
Driver's Compartment Group	B-22 - C-02
Electrical Group	C-03 - C-06
Exterior Body Group	C-07 - C-15
Galley Group	C-16 - C-18
Heating & Air Conditioning Group	C-20 - C-21
Interior Finish Group	C-22 - C-23
Labels (Br up)	C-24 - D-08
LP Group	D-09
Lounge Group	D-10 - D-12
Sealants & Fasteners Group	D-13 - D-14
Water & Sewage Group	D-15 - D-17
Window, Vent & Exterior Door Group	D-18 - E-15

DRIVER'S COMPARTMENT GROUP (CONTINUED)

DRIVER'S COMPARTMENT COMPONENTS



Key	Part Number	U/M	Description
1	090383-02-Y15	EA	Pad Asm. - End Cap - Driver - w/o Bunk
2	099223-02-AB1	EA	Track - Front Wraparound Curtain - Driver Side
3	M89985-01-AB1	EA	Cabinet Asm. - Front Overhead - Driver Side - w/o Bunk
4	M88304-30-AB1	EA	Door Asm. - Front Overhead - Driver & Passenger Side - w/o Hardware
	000G13-06-10G	EA	Screw - 6 - 20 x .625" PFH - Antique Brass
	000G68-06-10G	EA	Screw - 6 - 20 x .625" POH - Antique Brass
	059777-02-000	EA	Hinge - Antique - Light Brass
	098645-01-000	EA	Pull Handle
	093588-03-000	EA	Catch - Roller - Spring
	093588-04-000	EA	Strike - Spring Steel
	074493-02-000	EA	Support - Spring - Door
5	078579-02-000	EA	Windshield Trim - Upper Driver Side - Light Oak - Inner
6	062286-05-X14	EA	Sunvisor Asm. - Driver Side
	007211-01-000	EA	Hinge - Sunvisor
	074012-01-000	EA	Clip - Sunvisor - Square Pinch On
7	069987-01-Y15	EA	Pad Asm. - Trim - Header - Upper
	078811-04-Y15	EA	Pad Asm. - Trim - Header - Lower
8	098975-01-AB1	EA	Cabinet Asm. - Center Front Overhead (For TV Installation)
8	M98975-01-AB1	EA	Cabinet Asm. - Center Front Overhead (Not For TV Installation)
	M88304-E2-AB6	EA	Door Asm. - Center Front Overhead - w/o Hardware
9	098447-03-000	EA	TV - 13" Color - Remote - Magnavox RR1337W (USA)
9	098447-04-000	EA	Color TV - 13" Color - Remote - Magnavox RR1330W (CSA)
	098447-03-700	EA	TV Remote (For Magnavox RR1337W, R1330W)
	099717-01-000	EA	Tiedown Asm. - TV (580 mm)
	099717-01-000	EA	Tiedown Asm. - TV (730 mm)
	085774-01-000	EA	Velcro - 1"
	085774-01-000	EA	Velcro - 1"
10	086280-01-000	EA	Light - 12 Volt - Surface Mount
	086280-01-700	EA	Bulb - 12 Volt - 6 Watt
11	079765-02-000	EA	Windshield Trim - Center - Light Oak - Inner
12	040714-01-000	EA	Mirror - Inside Rear View
13	082286-06-X14	EA	Sunvisor Asm. - Passenger Side - w/Mirror
	083153-01-000	EA	Mirror - Sunvisor - 3 1/2" x 7"
	085709-01-000	EA	Clip Asm. - Sunvisor - Black
14	M89984-01-AB1	EA	Cabinet Asm. - Front Overhead - Passenger Side - w/o Bunk
15	086757-03-000	EA	Control Center - Switch - (Magnadyne VCS6)
16	098446-03-000	EA	VCR - VHS - Magnavox VR9912
	099048-01-000	EA	Inverter - 100W
17	078579-01-000	EA	Windshield Trim - Upper Passenger Side - Light Oak - Inner
18	099223-01-AB1	EA	Track - Front Wraparound Curtain - Passenger Side
19	090383-01-Y15	EA	Pad Asm. - End Cap - Passenger Side - w/o Bunk
20	036420-02-000	EA	Defroster Fan - 6" Dia. - 2 Speed
21	079206-03-000	EA	Windshield Trim - Passenger Side - Beige - Inner
22	086280-01-000	EA	Mirror Asm. - w/Convex - Passenger Side
23	059414-06-000	EA	Pad Asm. - Passenger Sidewall - 3 Button
24	072811-01-000	EA	Side Panel - Passenger Sidewall - Plastic
25	059487-04-AB1	EA	Pad Asm. - Map Pocket - Passenger Sidewall
26	046886-03-000	EA	Ash Tray - Chrome
27	064781-01-000	EA	Cup Holder - Chrome - Plastic
28	081202-01-000	EA	Floor Mat - Passenger Side - Winnebago
29	097151-01-AB1	EA	Beverage Tray
30	097552-01-000	EA	Motor Cover - w/o Carpet
	075564-01-000	EA	Mounting Bracket - Motor Cover
	039623-01-000	FT	Seal - Motor Cover
31	081201-01-000	EA	Floor Mat - Driver Side - Winnebago
32	078245-01-000	EA	Boot - Steering Column
33	082471-02-000	EA	Panel - Driver Door - Plastic
34	063886-06-000	EA	Assist Handle - Driver Entrance - Beige
35	061400-15-000	EA	Assist Strap - Driver Door - Black
36	086280-02-000	EA	Mirror Asm. - w/Convex - Left
37	079206-04-000	EA	Windshield Trim - Driver - Beige - Inner

WINNEBAGO TABLE OF CONTENTS

INTRODUCTION	A-01 - A-02
ABBREVIATIONS	A-03
ALPHABETICAL/GROUP REFERENCE	A-04 - A-06
WCM27RQ	A-07 - E-15
WKM40RQ	E-17 - I-22

1990 WCM27RQ INDEX

Floor Plan	A-07 - A-08
Accessories Group	A-09 - A-11
Bath Group	A-12 - A-13
Bedroom Group	A-14 - A-18
Chassis Group	A-19 - B-06
Curtain, Cushion & Pad Group	B-07 - B-18
Dinette Group	B-19 - B-21
Driver's Compartment Group	B-22 - C-02
Electrical Group	C-03 - C-06
Exterior Body Group	C-07 - C-15
Galley Group	C-16 - C-19
Heating & Air Conditioning Group	C-20 - C-21
Interior Finish Group	C-22 - C-23
Labels Group	C-24 - D-06
LP Group	D-09
Lounge Group	D-10 - D-12
Sealants & Fasteners Group	D-13 - D-14
Water & Sewage Group	D-15 - D-17
Window, Vent & Exterior Door Group	D-18 - E-15

ELECTRICAL GROUP

BULBS

Key	Part Number	U/M	Description
	006218-01-000	EA	Bulb - #1141 - Dome Light
	067479-01-000	EA	Bulb - #1076 - Wall Lamps
	091937-03-000	EA	Bulb - Fluorescent Light - Recessed
	078424-02-700	EA	Bulb - Fluorescent Light - Galley
	081633-01-700	EA	Bulb - Makeup Light
	066280-01-700	EA	Bulb - Surface Mount Light (Cab)
	088737-01-710	EA	Bulb - Microwave Oven
	092896-01-709	EA	Bulb - Range Hood
	084880-01-706	EA	Bulb - Refrigerator
	037935-01-000	EA	Bulb - #1157 - Tail Lamp Asm.
	036196-01-000	EA	Bulb - #1194 - Clearance & License Plate Lights
	008215-01-000	EA	Bulb - #1003 - Porch Light
	051057-01-705	EA	Bulb - Spotlight (Option 63E)

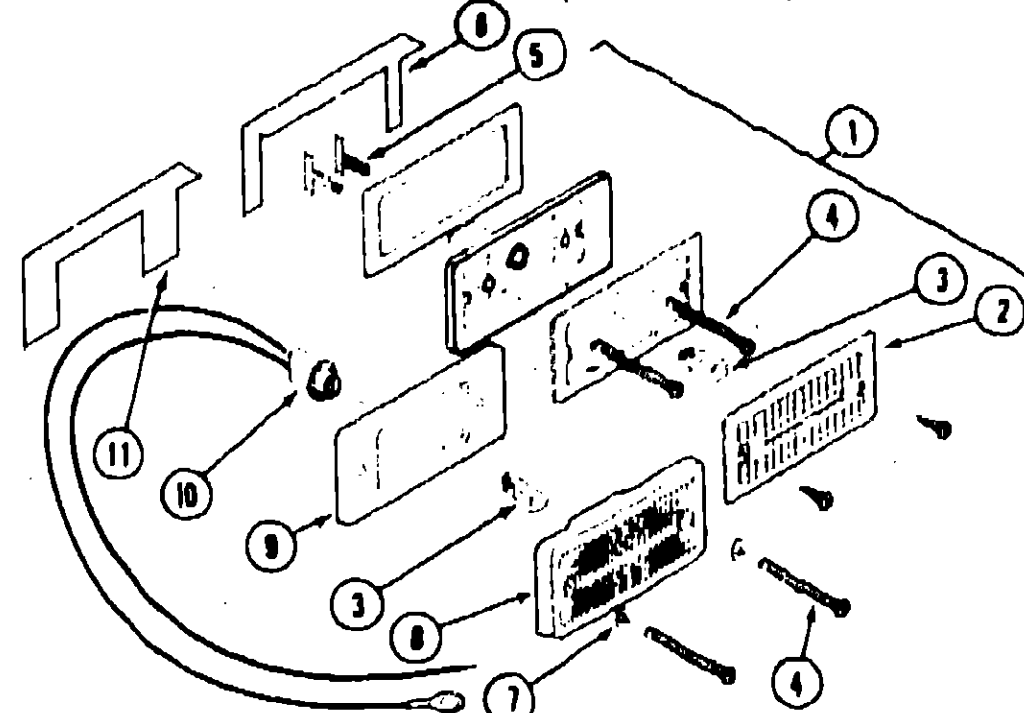
INTERIOR LIGHTS & BULBS

Key	Part Number	U/M	Description
	098024-01-01A	EA	Light - Dome - Ivory - Single (USA)
	098024-02-01A	EA	Light - Dome - Ivory - Single (CSA)
	098024-03-01A	EA	Light - Dome - Ivory - Double (USA)
	098024-04-01A	EA	Light - Dome - Ivory - Double (CSA)
	098024-01-700	EA	Lens - Dome Light
	008218-01-000	EA	Bulb - 12 Volt - #1141 (Used For All Above)
	065202-11-000	EA	Wall Lamp - Brass/Cream (USA)
	065201-06-000	EA	Lamp Shade - Wall Lamp - Parchment
	067479-01-000	EA	Bulb - 12 Volt - #1076 - Wall Lamps
	091937-04-000	EA	Fluorescent Light - 12 Volt - Recessed (Ceiling)
	091937-02-000	EA	Lens - Recessed - Fluorescent Light
	091937-03-000	EA	Bulb - Recessed - Fluorescent Light
	078424-02-000	EA	Fluorescent Light - 18" - Almond (Galley)
	078424-02-701	EA	Lens - Fluorescent Light - 18" - Almond
	078424-02-700	EA	Bulb - Fluorescent Light - 18" - Almond
	092169-01-000	EA	Makeup Light - 3 Bulb
	081633-01-700	EA	Bulb - Makeup Light
	066280-01-000	EA	Surface Mount Light - 12 Volt - Jensen 1236 (Cab)
	088280-01-700	EA	Bulb - Surface Mount Light
	061424-01-000	EA	Rectangular Light - Aisle & Instrument Panel
	092696-01-709	EA	Bulb - Range Hood
	084880-01-706	EA	Bulb - Refrigerator
	088737-01-710	EA	Bulb - Microwave Oven

FUSES & CIRCUIT BREAKERS

Key	Part Number	U/M	Description
	008235-01-000	EA	Fuse - 15 Amp. (CSA)
	062901-02-000	EA	Fuse - Automotive - 5 Amp.
	062901-05-000	EA	Fuse - Automotive - 15 Amp.
	062901-07-000	EA	Fuse - Automotive - 25 Amp.
	083209-01-000	EA	Circuit Breaker - 15 Amp. - 120 Volt
	083209-02-000	EA	Circuit Breaker - 15/15 Amp. - 120 Volt (CSA)
	083209-03-000	EA	Circuit Breaker - 15/20 Amp. - 120 Volt (CSA)
	083209-06-000	EA	Circuit Breaker - 30/15 Amp. - 120 Volt
	083209-07-000	EA	Circuit Breaker - 20/20 Amp. - 120 Volt
	093654-01-000	EA	Circuit Breaker - 6 Amp. - 12 Volt
	093654-02-000	EA	Circuit Breaker - 15 Amp. - 12 Volt
	093655-01-000	EA	Circuit Breaker - 25 Amp. - 12 Volt
	093655-02-000	EA	Circuit Breaker - 30 Amp. - 12 Volt
	093655-03-000	EA	Circuit Breaker - 40 Amp. - 12 Volt
	097611-01-000	EA	Circuit Breaker - 7.5 Amp. - 12 Volt
	082786-01-000	EA	Buss Bar - 2 Circuit
	092786-02-000	EA	Buss Bar - 3 Circuit
	083209-05-000	EA	Circuit Breaker - 20 Amp. - 120 Volt - w/o Washer/Dryer
	083209-07-000	EA	Circuit Breaker - 20/20 Amp. - 120 Volt - w/Washer/Dryer

ELECTRICAL GROUP (CONTINUED)



EXTERIOR LIGHTS & BULBS

Key	Part Number	U/M	Description
1	081250-01-000	EA	Clearance Light Asm. - Amber
1	081250-02-000	EA	Clearance Light Asm. - Red
2	081250-01-700	EA	Lens - Clearance Light - Amber
2	081250-02-700	EA	Lens - Clearance Light - Red
3	036196-01-000	EA	Bulb
4	000G39-08-24B	EA	Screw
5	079378-01-000	EA	Terminal
6	081437-01-000	EA	Bracket
7	102540-01-000	EA	Screw Seal
8	102520-02-000	EA	Light Asm. (Red)
8	102520-01-000	EA	Light Asm. (Amber)
9	102541-01-000	EA	Gasket
10	075458-03-000	EA	Socket
11	102582-01-000	EA	Bracket
	075459-04-000	EA	Lamp Asm. - Tail/Brake - Red
	075459-05-000	EA	Lamp Asm. - Turn - Amber
	075459-06-000	EA	Lamp Asm. - Backup/Reflector - Clear/Red
	037935-01-000	EA	Bulb - 12 Volt - #1157 - Used For Tail Lamp Asm.
	076795-01-000	EA	Light Asm. - License Plate
	036196-01-000	EA	Bulb - 12 Volt - #1141 - Used For Clearance & License Plate
	042405-03-000	EA	Base - Side Marker Light - w/Bulb (8GE 1985)
	042405-02-000	EA	Lens - Side Marker Light - Amber
	042405-01-000	EA	Lens - Side Marker Light - Red
	097917-01-02A	EA	Porch Light - Recessed - Beige
	097917-01-700	EA	Lens - Porch Light - Recessed
	008215-01-000	EA	Bulb - 12 Volt - #1003 - Porch Light
	051057-02-000	EA	Spotlight - Power Driven (Option 63E)
	051057-01-705	EA	Bulb - Spotlight (Option 63E)
	084901-01-000	EA	Lamp Asm. - Park/Turn
	049185-01-000	EA	Headlight Capsule Asm. - Driver - High/Low Beam
	049186-01-000	EA	Headlight Capsule Asm. - Passenger - High/Low Beam
	049187-01-000	EA	Headlight Capsule Asm. - Driver - High Beam
	049188-01-000	EA	Headlight Capsule Asm. - Passenger - High Beam
	049359-01-000	EA	Spring - Headlight Retainer
	062207-01-000	EA	Headlight Guard
	090202-01-000	EA	Headlight Bezel - Passenger - Black
	090202-02-000	EA	Headlight Bezel - Driver - Black
	088747-02-000	EA	Lamp Asm. - Fog - Clear Lens (Option 57M)
	098024-01-01A	EA	Light - Dome - Ivory - Storage Compartment (USA)
	098024-02-01A	EA	Light - Dome - Ivory - Storage Compartment (CSA)
	098024-01-700	EA	Lens - Dome Light
	008218-01-000	EA	Bulb - 12 Volt - Dome Light

WINNEBAGO TABLE OF CONTENTS

INTRODUCTION	A-01 - A-02
ABBREVIATIONS	A-03
ALPHABETICAL/GROUP REFERENCE	A-04 - A-06
WCM27RQ	A-07 - E-15
WKM40RQ	E-17 - E-22

1990 WCM27RQ INDEX

Floor Plan	A-07 - A-08
Accessories Group	A-09 - A-11
Bath Group	A-12 - A-13
Bedroom Group	A-14 - A-16
Chassis Group	A-19 - B-06
Curtain, Cushion & Pad Group	B-07 - B-18
Dinette Group	B-19 - B-21
Driver's Compartment Group	B-22 - C-02
Electrical Group	C-03 - C-06
Exterior Body Group	C-07 - C-15
Galley Group	C-16 - C-19
Heating & Air Conditioning Group	C-20 - C-21
Interior Finish Group	C-22 - C-23
Labels Group	C-24 - D-06
LP Group	D-09
Lounge Group	D-10 - D-12
Sealants & Fasteners Group	D-13 - D-14
Water & Sewage Group	D-15 - D-17
Window, Vent & Exterior Door Group	D-18 - E-15

ELECTRICAL GROUP (CONTINUED)

ELECTRICAL COMPONENTS

Key	Part Number	U/M	Description
	008288-02-000	EA	Box - Electrical - 3.94" x 3.13" x 1.81" - Plastic (USA)
	091910-01-000	EA	Box - Electrical - 3.75" x 3.5" x 1.75" - Plastic (CSA)
	008289-01-000	EA	Box - Electrical - 4" x 4" - 1/2 x 3/4 - Steel (USA)
	008289-02-000	EA	Box - Electrical - 4" x 4" - 1/2 x 3/4 - Steel (CSA)
	059049-01-000	EA	Box - Electrical - 2" x 3" x 2.25" - Steel
	088751-01-000	FT	Cable - Battery - 1/0 AWG Stranded
	010495-01-000	EA	Clamp - Cable - 9/16"
	010497-01-000	EA	Clamp - Closed - 5/8" ID
	010499-01-000	EA	Clamp - Closed - 3/8" ID
	041953-01-000	FT	Conduit - Convoluted Silt - .50" ID
	041953-02-000	FT	Conduit - Convoluted Silt - .625" ID
	041953-03-000	FT	Conduit - Convoluted Silt - 1" ID
	041953-05-000	FT	Conduit - Convoluted Solid - .625" ID
	041953-08-000	FT	Conduit - Convoluted Silt - .375" ID
	041953-07-000	FT	Conduit - Convoluted Silt - .250" ID
	041953-09-000	FT	Conduit - Convoluted Silt - .50" ID
	041953-10-000	FT	Conduit - Convoluted Silt - .75" ID
	041953-11-000	FT	Conduit - Convoluted Silt - 1.063" ID
	008353-01-000	EA	Connector - 3/8" - Cable Clamping
	008355-01-000	EA	Connector - 3/4" - Cable Clamping
	008358-01-000	EA	Connector - 3/8" - Plastic
	008311-01-000	EA	Connector - Wire Nut - Red
	008312-01-000	EA	Connector - Wire Nut - Blue
	008313-01-000	EA	Connector - Wire Nut - Yellow
	008314-01-000	EA	Connector - Wire Nut - Gray
	058028-01-000	EA	Connector - Clear Nylon Pigtail
	088475-01-000	EA	Connector - Pin
	082740-01-000	EA	Connector Body - 2 Contact Female
	008052-01-000	EA	Cord - Power - 10/3 - 30 Amp. - 25' (CSA)
	008054-01-000	EA	Cord - Power - 10/3 - 30 Amp. - 25' (USA)
	008294-01-000	EA	Cover - Electrical Box - Flat Blank - 4" x 4" - Steel (USA)
	008294-02-000	EA	Cover - Electrical Box - Flat Blank - 4" x 4" - Steel (CSA)
	089238-01-000	EA	Cover - Electrical Box - 4" x 4"
	078319-09-000	EA	Cover - Receptacle - Brown
	084077-02-000	EA	Cover - Receptacle - Brown - GFI
	081927-01-000	EA	Cover - Receptacle - Double - Ivory
	084077-03-000	EA	Cover - Blank A/C - Ivory
	090964-01-000	EA	Cover - Exterior Receptacle
	092633-02-02A	EA	Cover - A/C - Plate - Off White - w/o A/C
	092633-01-02A	EA	Cover - A/C - Plate - Off White - w/A/C
	074897-01-000	EA	Cover - Electrical Box - A/C Dual Switch
	058781-01-000	EA	Diode - 6.0 Amp. - 100 Volt
	078490-01-000	EA	Extension - Electrical Box - Steel - 1 1/2"
	097734-01-02A	EA	Extension - Duplex Receptacle - Brown
	100341-01-000	EA	Holder - Fuse - In Line
	064399-01-000	EA	Housing Asm. - Trailer Pin
	097745-02-000	EA	Housing Asm. - Trailer Receptacle - 48"
	062037-01-000	EA	Housing - Automotive Fuse - Natural
	062037-02-000	EA	Housing - Automotive Fuse - Green
	062037-03-000	EA	Housing - Automotive Fuse - Black
	062037-04-000	EA	Housing - Automotive Fuse - Gray
	062037-05-000	EA	Housing - Automotive Fuse - Brown
	088074-01-000	EA	Housing - Socket - 1 Position
	088474-02-000	EA	Housing - Socket - 15 Position
	088474-03-000	EA	Housing - Socket - 9 Position
	088474-06-000	EA	Housing - Socket - 6 Position
	088474-08-000	EA	Housing - Socket - 4 Position
	088474-09-000	EA	Housing - Socket - 3 Position
	088474-10-000	EA	Housing - Socket - 2 Position

ELECTRICAL GROUP (CONTINUED)

ELECTRICAL COMPONENTS (CONTINUED)

Key	Part Number	U/M	Description
	088473-01-000	EA	Housing - Pin - 1 Position
	088473-02-000	EA	Housing - Pin - 15 Position
	088473-03-000	EA	Housing - Pin - 9 Position
	088473-06-000	EA	Housing - Pin - 6 Position
	088473-08-000	EA	Housing - Pin - 4 Position
	088473-09-000	EA	Housing - Pin - 3 Position
	088473-10-000	EA	Housing - Pin - 2 Position
	063910-01-000	EA	Housing - Relay - 3 Position
	101571-01-000	EA	Housing - Male - 2 Position
	098351-01-01A	EA	Plate - Switch - 1 Gang
	098351-02-01A	EA	Plate - Switch - 2 Gang
	098351-03-01A	EA	Plate - Switch - 3 Gang
	098351-04-01A	EA	Plate - Switch - Generator (Bedroom)
	024924-02-000	EA	Receptacle - Power Cord
	058707-01-000	EA	Receptacle - Single - Brown - T & B
	058708-01-000	EA	Receptacle - Duplex - Brown - T & B
	058708-02-000	EA	Receptacle - Duplex - Ivory - T & B
	084076-02-000	EA	Receptacle - Duplex - Brown - GFI
	090961-01-000	EA	Receptacle - Duplex - Exterior
	007940-01-000	EA	Receptacle - Slide - 18/12 AWG
	080015-02-000	EA	Receptacle - Flag - .185 - 18/14 Gauge
	086273-01-000	EA	Relay - Battery Disconnect
	063912-02-000	EA	Relay - Canister - SPDT w/Resistor
	077000-01-000	EA	Socket Asm. - w/8" Pigtail Leads
	088476-01-000	EA	Socket - Connector
	088476-02-000	EA	Socket - Connector - 12/10 Gauge
	090971-01-000	EA	Splice - Cable - 110 Volt
	024978-01-000	EA	Switch - Generator (Bedroom)
	041250-01-000	EA	Switch - Push Button (Driver Door Jamb)
	079363-01-000	EA	Switch - Single - w/Switch Plate
	079363-01-700	EA	Switch Only
	079364-01-000	EA	Switch - On/Off Rocker - Brown
	079364-02-000	EA	Switch - Lock/Lock Rocker - Brown
	100312-01-000	EA	Switch - Electric Step (Entrance Door Jamb)
	007942-01-000	EA	Tab - 18/14 AWG Wire
	007943-01-000	EA	Tab - 14/10 AWG Wire
	007949-01-000	EA	Tab - HSG - 1 Position
	008328-01-000	EA	Terminal - Ring - 18/14 - 3/8" Stud
	008328-01-000	EA	Terminal - Ring - 12/10 Wire
	008329-01-000	EA	Terminal - Ring - 8 - 5/16" Stud
	008331-01-000	EA	Terminal - Ring - 4 - 3/8" Stud
	008332-01-000	EA	Terminal - Ring - 6 - 1/4" Stud
	008348-01-000	EA	Terminal - Ring - 2 - 3/8" Stud
	035416-04-000	EA	Terminal - Ring - #10 Stud Fit
	047443-01-000	EA	Terminal - .250 Receptacle 18-14
	047443-02-000	EA	Terminal - .250 Receptacle 12-10
	047443-03-000	EA	Terminal - .187 Receptacle 16-14
	062036-01-000	EA	Terminal - Pack - 12/10 AWG
	062036-02-000	EA	Terminal - Pack - 18/14 AWG
	008028-01-000	FT	Wire w/Ground - Romex - 12/2
	008027-01-000	FT	Wire w/Ground - Romex - 14/2
	008343-01-000	EA	Wire Tie - 6"

MISCELLANEOUS ELECTRICAL COMPONENTS

Key	Part Number	U/M	Description
	008188-01-000	EA	Solenoid - Dual Battery - Relay
	083208-02-000	EA	Control Center - 45 Amp. - BW8345A
	038420-02-000	EA	Fan - 6" Defroster - 2 Speed (Option 36N)
	089294-01-000	EA	Lighter Asm. - Cigarette
	072852-01-000	EA	Smoke Detector

WINNEBAGO
TABLE OF CONTENT'S

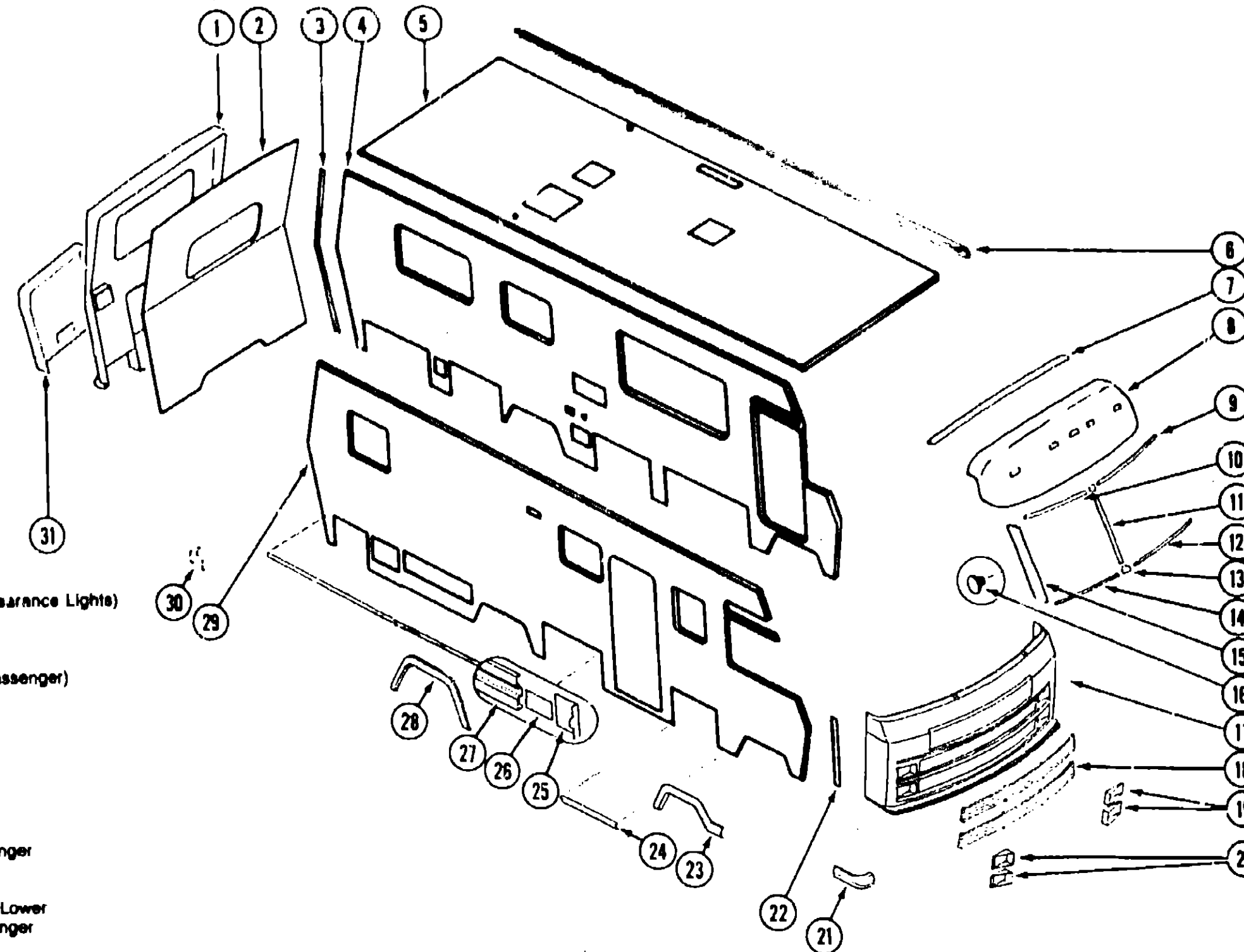
INTRODUCTION	A-01 - A-02
ABBREVIATIONS	A-03
ALPHABETICAL/GROUP REFERENCE	A-04 - A-06
WCM27RQ	A-07 - E-16
WKM40RQ	E-17 - I-22

1990 WCM27RQ INDEX

Floor Plan	A-07 - A-08
Accessories Group	A-09 - A-11
Bath Group	A-12 - A-13
Bedroom Group	A-14 - A-18
Chassis Group	A-19 - B-06
Curtain, Cushion & Pad Group	B-07 - B-18
Dinette Group	B-19 - B-21
Driver's Compartment Group	B-22 - C-02
Electrical Group	C-03 - C-06
Exterior Body Group	C-07 - C-15
Galley Group	C-16 - C-19
Heating & Air Conditioning Group	C-20 - C-21
Interior Finish Group	C-22 - C-23
Labels Group	C-24 - D-08
LP Group	D-09
Lounge Group	D-10 - D-12
Sealants & Fasteners Group	D-13 - D-14
Water & Sewage Group	D-15 - D-17
Window, Vent & Exterior Door Group	D-18 - E-15

EXTERIOR BODY GROUP

EXTERIOR BODY PANELS & TRIM



Key	Part Number	U/M	Description
1	088402-03-000	EA	Rear Cap Panel (Flush Mount Clearance Lights)
2	097707-01-AB1	EA	Rear Backwall Asm.
2	097707-01-AB2	EA	Rear Backwall Asm.
2	097707-01-AB3	EA	Rear Backwall Asm.
3	073502-25-000	EA	Trim Rear Backwall (Driver or Passenger)
4	M98882-01-AB1	EA	Sidewall Asm. - Driver
4	M98882-01-AB2	EA	Sidewall Asm. - Driver
4	M98882-01-AB3	EA	Sidewall Asm. - Driver
5	097709-01-AB1	EA	Roof Asm.
6	078600-21-000	EA	Roof Cover - 130.3"
7	078580-01-000	EA	Roof Trim - Front Cap
8	M02959-09-B10	EA	Roof Cap - Beige
9	077944-02-000	EA	Reveal Molding - Upper - Driver
10	077944-01-000	EA	Reveal Molding - Upper - Passenger
11	076676-05-000	EA	Reveal Molding - Center
12	077945-02-000	EA	Reveal Molding - Lower - Driver
13	077952-02-000	EA	Reveal Molding Cap - Upper or Lower
14	077945-01-000	EA	Reveal Molding - Lower - Passenger
15	079225-03-000	EA	Trim Post - Passenger
	079225-04-000	EA	Trim Post - Driver
16	034141-02-000	EA	Nylon Hole Plug - 3/8"
17	M01115-26-Y15	EA	Front End Asm. w/Hood Panel
18	089821-01-X14	EA	Grille Asm. - Upper or Lower
	088252-02-000	FT	Chrome Trim - 1" Plastic
	088252-03-000	FT	Chrome Trim - 2" Plastic
19	090202-02-000	EA	Headlight Bezel - Driver
20	090202-01-000	EA	Headlight Bezel - Passenger
21	078577-07-000	EA	Bumper End Cap - Passenger
	078577-08-000	EA	Bumper End Cap - Driver
22	089922-01-000	EA	Trim - Front End Asm. - Driver or Passenger
23	078556-07-000	EA	Trim - Front Wheelwell - Passenger
	078556-08-000	EA	Trim - Front Wheelwell - Driver
	089809-01-000	EA	Trim - Front Wheelwell - U Channel - Driver or Passenger
24	091161-55-003	EA	Rocker Panel

Key	Part Number	U/M	Description
25	077314-01-000	EA	End Cap Feature Strip
26	001030-12-000	EA	Insert Feature Strip - 17"
27	059576-08-000	EA	Feature Strip
28	075070-01-000	EA	Trim - Rear Wheelwell - Passenger
	075070-03-000	EA	Trim - Rear Wheelwell - Driver
	089749-01-000	EA	Trim - Rear Wheelwell - U Channel - Driver or Passenger
29	M98881-01-AB1	EA	Sidewall Asm. - Passenger
29	M98881-01-AB2	EA	Sidewall Asm. - Passenger
29	M98881-01-AB3	EA	Sidewall Asm. - Passenger
30	078578-01-000	EA	Bumper End Cap - Passenger
	078578-02-000	EA	Bumper End Cap - Driver
31	088425-01-X14	EA	Tire Cover Asm.
	058027-01-000	EA	Tire Cover Seal

C-7

WINNEBAGO TABLE OF CONTENTS

INTRODUCTION	A-01 - A-02
ABBREVIATIONS	A-03
ALPHABETICAL/GROUP REFERENCE	A-04 - A-06
WCM27RQ	A-07 - E-15
WKM40RQ	E-17 - I-22

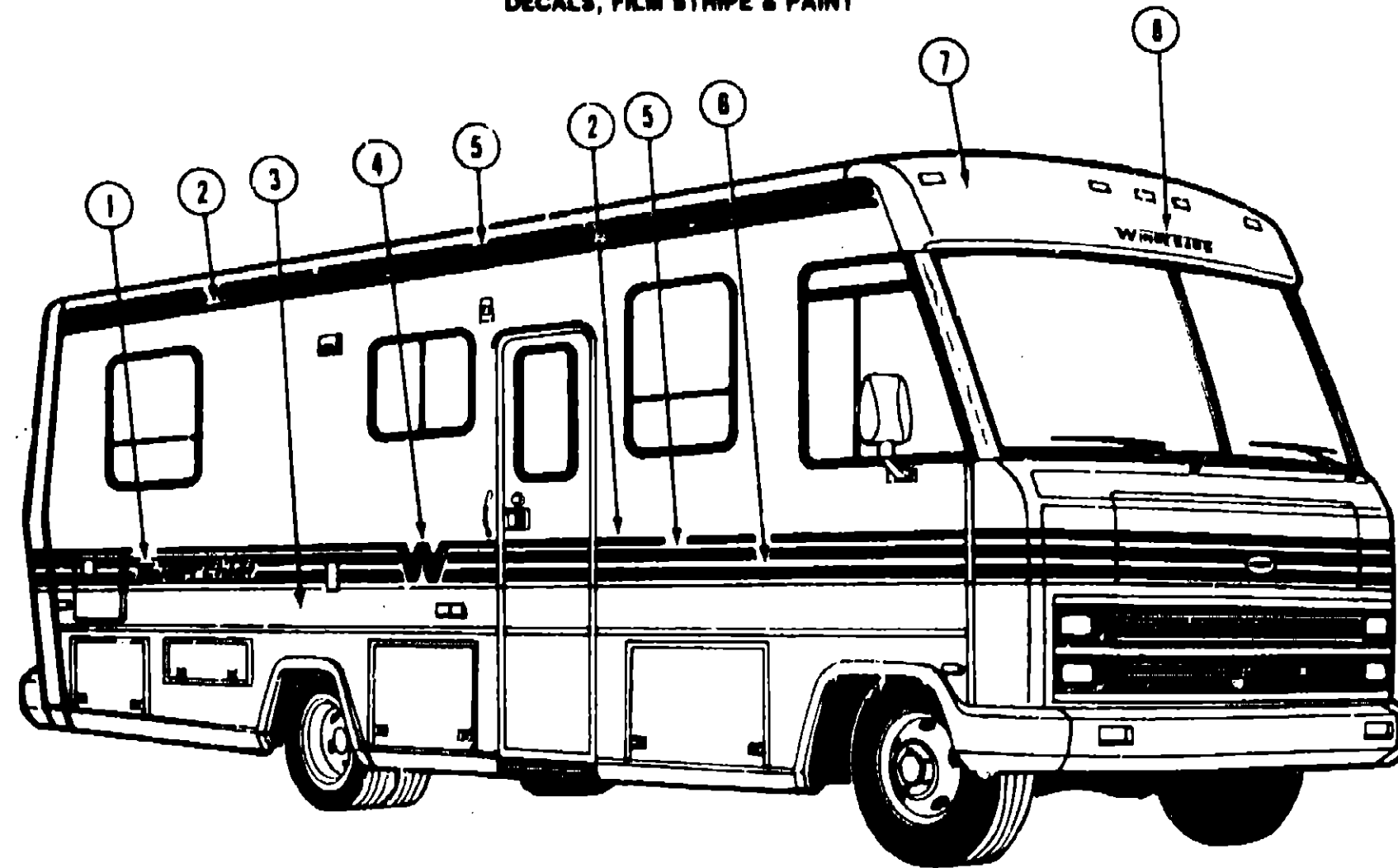
1990 WCM27RQ INDEX

Floor Plan	A-07 - A-08
Accessories Group	A-09 - A-11
Bath Group	A-12 - A-13
Bedroom Group	A-14 - A-16
Chassis Group	A-19 - B-06
Curtain, Cushion & Pad Group	B-07 - B-18
Dinette Group	B-19 - B-21
Driver's Compartment Group	B-22 - C-02
Electrical Group	C-03 - C-06
Exterior Body Group	C-07 - C-15
Galley Group	C-16 - C-19
Heating & Air Conditioning Group	C-20 - C-21
Interior Finish Group	C-22 - C-23
Labels Group	C-24 - D-06
LP Group	D-09
Lounge Group	D-10 - D-12
Sealants & Fasteners Group	D-13 - D-14
Water & Sewage Group	D-15 - D-17
Window, Vent & Exterior Door Group	D-18 - E-15

C-8

EXTERIOR BODY GROUP (CONTINUED)

DECALS, FILM STRIPE & PAINT



Key	Part Number	U/M	Description
1	089384-01-000	EA	Decal Logo - "Superchief"
2	078831-58-000	FT	Film Stripe - Blue (Dupont B8734) (AB1)
2	078831-78-000	FT	Film Stripe - Green (Dupont B8211) (AB2)
2	078831-79-000	FT	Film Stripe - Purple (AB3)
3			Paint - Brown Metallic - Acrylic Enamel (Dupont G9339A) (Thru 10-89)
3			Paint - Brown Metallic - Acrylic Lacquer (Dupont G9339L) (Thru 10-89)
3			Paint - Taupe Metallic - Acrylic Enamel (Dupont H9282A) (From 11-89)
3			Paint - Taupe Metallic - Acrylic Lacquer (Dupont H9282L) (From 11-89)
4	079351-29-000	FT	Decal - "W" - Blue (Dupont B8734) (AB1)
4	079351-40-000	FT	Decal - "W" - Green (Dupont B8211) (AB2)
5	078831-73-000	FT	Decal Stripping - 2.25" - Peach (Dupont B8227) (AB1, AB2)
5	078831-74-000	FT	Decal Stripping - 2.25" - Green (Dupont B8211) (AB3)
6	078831-76-000	FT	Decal Stripping - 2.25" - Dark Brown (Dupont L8415) (AB1, AB2)
6	078831-84-000	FT	Decal Stripping - 2.25" - Dark Rose (Dupont N8748) (AB3)
7	044486-03-000	EA	Paint - Beige Acrylic Enamel - 16 oz. Aerosol (Dupont L8729)
7	044486-03-700	EA	Paint - Beige Acrylic Enamel - .6 oz. Touch-up (Dupont L8729)
8	050313-22-000	EA	Decal Logo - "Winnebago" - Front & Back

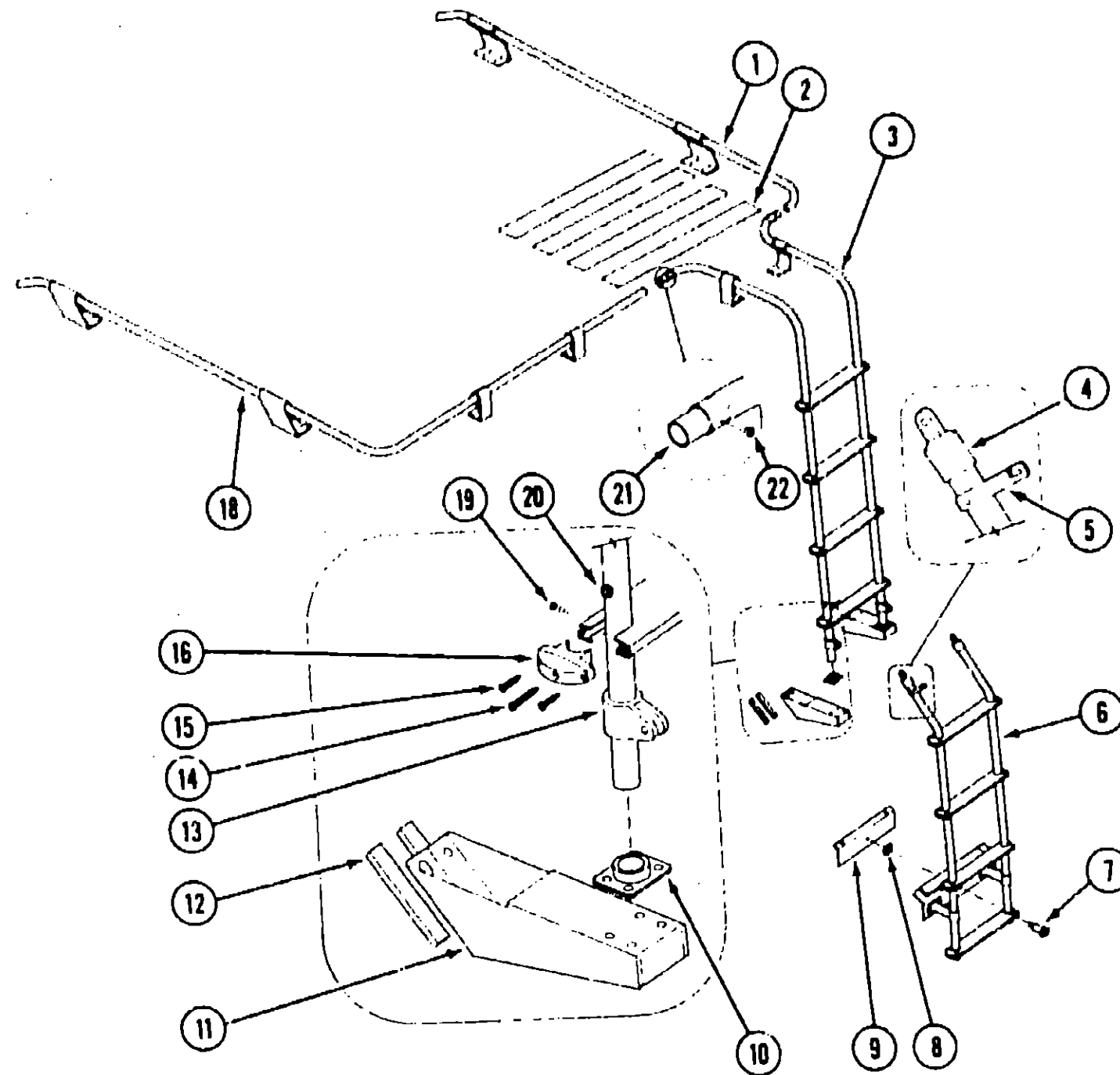
WINNEBAGO TABLE OF CONTENTS

INTRODUCTION	A-01 - A-02
ABBREVIATIONS	A-03
ALPHABETICAL/GROUP REFERENCE	A-04 - A-06
WCM27RQ	A-07 - E-15
WKM40RQ	E-17 - I-22

1990 WCM27RQ INDEX

Floor Plan	A-07 - A-08
Accessories Group	A-09 - A-11
Bath Group	A-12 - A-13
Bedroom Group	A-14 - A-18
Chassis Group	A-19 - B-06
Curtain, Cushion & Pad Group	B-07 - B-18
Dinette Group	B-19 - B-21
Driver's Compartment Group	B-22 - C-02
Electrical Group	C-03 - C-08
Exterior Body Group	C-07 - C-15
Galley Group	C-16 - C-19
Heating & Air Conditioning Group	C-20 - C-21
Interior Finish Group	C-22 - C-23
Labels Group	C-24 - D-08
LP Group	D-09
Lounge Group	D-10 - D-12
Sealants & Fasteners Group	D-13 - D-14
Water & Sewage Group	D-15 - D-17
Window, Vent & Exterior Door Group	D-18 - E-15

EXTERIOR BODY GROUP (CONTINUED) RACK & LADDER COMPONENTS



Key	Part Number	U/M	Description
1	081026-01-T03	EA	Rack Arm, - Passenger Side
2	038327-01-000	EA	Tape - Anti-Slip - 2" x 00'
3	080999-02-T03	EA	Ladder Asm, - Upper
4	081115-01-000	EA	Top Cap - 1"
5	080873-01-000	EA	Latch - Lower Ladder
6	080997-04-X14	EA	Ladder Asm, - Lower
7	081058-01-000	EA	Pin - Quick Release
8	081055-01-000	EA	Springgrip - Internal Tooth Washer
9	081107-01-000	EA	Bracket - Bumper Pin
10	087165-01-000	EA	Mounting Bracket
11	080868-01-000	EA	Footling Bracket
12	081627-02-000	EA	Sponge Seal - 3/16" x 2" x 3.25"
13	081116-01-000	EA	Slide Bracket
14	000G68-10-38U	EA	Screw
15	000G39-08-10U	EA	Screw
16	076960-02-000	EA	Step Cap - Black
17	081026-02-T03	EA	Rack Arm, - Driver Side
18	000G39-08-18U	EA	Screw
19	081113-01-000	EA	Bushing - Plastic Flange - White
20	083891-51-002	EA	Splice
21	000G39-08-089	EA	Screw
22	081114-01-000	EA	Cap Insert - Round - 1" Dia.

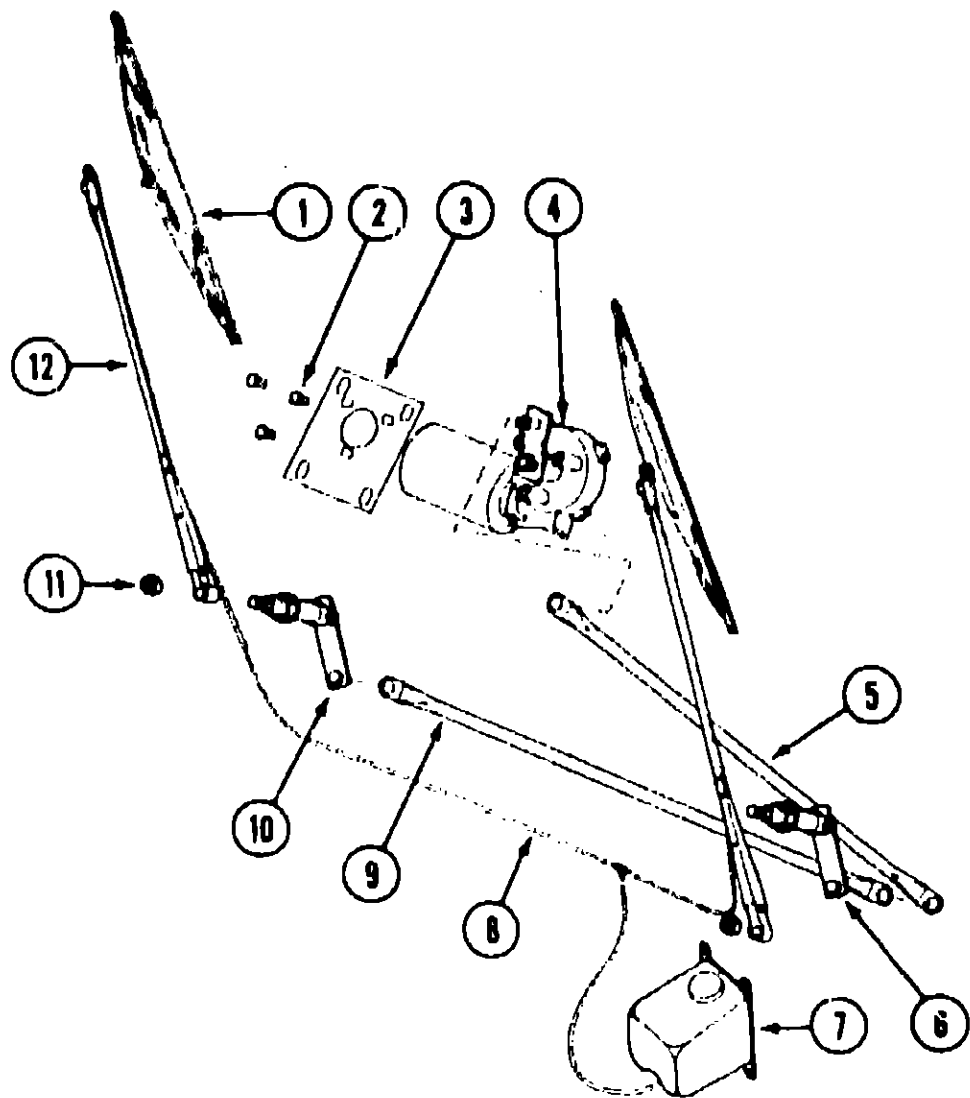
WINNEBAGO TABLE OF CONTENTS

INTRODUCTION	A-01 - A-02
ABBREVIATIONS	A-03
ALPHABETICAL/GROUP REFERENCE	A-04 - A-06
WCM27RQ	A-07 - E-16
WKM40RQ	E-17 - I-22

1990 WCM27RQ INDEX

Floor Plan	A-07 - A-08
Accessories Group	A-09 - A-11
Bath Group	A-12 - A-13
Bedroom Group	A-14 - A-16
Chassis Group	A-19 - B-06
Curtain, Cushion & Pad Group	B-07 - B-18
Dinette Group	B-19 - B-21
Driver's Compartment Group	B-22 - C-02
Electrical Group	C-03 - C-06
Exterior Body Group	C-07 - C-15
Galley Group	C-16 - C-19
Heating & Air Conditioning Group	C-20 - C-21
Interior Finish Group	C-22 - C-23
Labels Group	C-24 - D-06
LP Group	D-09
Lounge Group	D-10 - D-12
Sealants & Fasteners Group	D-13 - D-14
Water & Sewage Group	D-15 - D-17
Window, Vent & Exterior Door Group	D-18 - E-15

EXTERIOR BODY GROUP (CONTINUED)



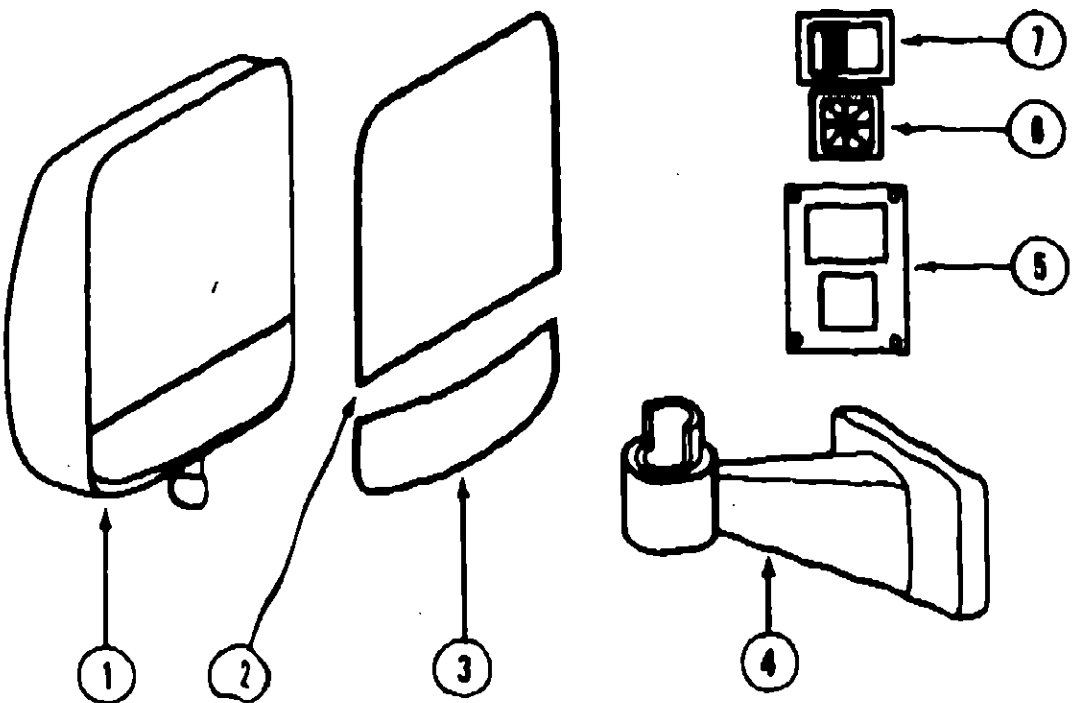
WINDSHIELD WIPER & DRIVE ASSEMBLY

Key	Part Number	U/M	Description
1	095984-01-000	EA	Blade - Wiper - 24"
2	000C26-04-10B	EA	Hex Bolt - Serrated Flange - 1/4" - 20 x 5/8" Zinc
3	063971-01-000	EA	Support Bracket - Motor Asm.
4	096380-01-000	EA	Motor Asm.
5	067192-01-000	EA	Connecting Link Asm.
6	096504-01-000	EA	Pivot Shaft Asm.
7	056000-02-000	EA	Washer Asm. - w/o Nozzles
8	096931-01-700	FT	Hose - Washer
9	067192-02-000	EA	Connecting Link Asm.
10	096505-02-000	EA	Pivot Shaft Asm.
11	077049-01-000	EA	Acorn Nut
12	096931-01-000	EA	Wiper Arm - 20"
	096931-01-701	EA	Nozzle Hardware Kit - Washer
	102362-01-702	EA	Wiper Control Module

REAR WINDOW WIPER/WASHER

Key	Part Number	U/M	Description
	056000-03-000	EA	Washer Asm.
	087249-01-000	EA	Wiper Motor Asm.
	087337-01-000	EA	Wiper Motor Bracket
	087967-01-000	EA	Wiper Motor Cover - Light Oak
	087251-01-000	EA	Wiper Blade - 16"
	087252-01-000	EA	Wiper Arm - 20"
	087266-01-000	EA	Switch - Rear Window Wiper

EXTERIOR BODY GROUP (CONTINUED)



MIRRORS - NON-POWERED

Key	Part Number	U/M	Description
1	086260-01-000	EA	Mirror Asm. - Passenger Side (Includes Glass)
1	086260-02-000	EA	Mirror Asm. - Driver Side (Includes Glass)
2	086260-01-701	EA	Flat Glass - Passenger Side
2	086260-02-701	EA	Flat Glass - Driver Side
3	086260-01-700	EA	Convex Glass - Passenger Side
3	086260-02-700	EA	Convex Glass - Driver Side
4	086260-03-000	EA	Arm Asm. - Passenger & Driver Side

POWER MIRRORS - ELECTRICALLY HEATED & CONTROLLED

Key	Part Number	U/M	Description
1	086259-04-000	EA	Mirror Asm. - Passenger Side w/Remote & Heater (Includes Glass)
1	086259-05-000	EA	Mirror Asm. - Driver Side w/Remote & Heater (Includes Glass)
2	086259-04-701	EA	Flat Glass - Passenger Side - Heated
2	086259-05-701	EA	Flat Glass - Driver Side - Heated
3	086259-04-700	EA	Convex Glass - Passenger Side - Heated
3	086259-05-700	EA	Convex Glass - Driver Side - Heated
4	086260-03-000	EA	Arm Asm. - Passenger & Driver Side
5	099982-01-01A	EA	Switch Plate - Black
6	088246-01-000	EA	Switch Asm. - Mirror - Remote
7	087695-01-000	EA	Switch - Mirror Heater
	099836-01-000	EA	Wire Asm. - Mirror - Cab - 1990 Chevrolet Chassis
	099836-03-000	EA	Wire Asm. - Mirror - Cab - 1991 Chevrolet Chassis
	099837-01-000	EA	Wire Asm. - Mirror - Door
	083912-02-000	EA	Relay - Cannister - SPDT - w/Resist

WINNEBAGO
TABLE OF CONTENTS

INTRODUCTION	A-01 - A-02
ABBREVIATIONS	A-03
ALPHABETICAL/GROUP REFERENCE	A-04 - A-06
WCM27RQ	A-07 - E-16
WKM40RQ	E-17 - I-22

1990 WCM27RQ INDEX

Floor Plan	A-07 - A-08
Accessories Group	A-09 - A-11
Bath Group	A-12 - A-13
Bedroom Group	A-14 - A-16
Chassis Group	A-19 - B-06
Curtain, Cushion & Pad Group	B-07 - B-18
Dinette Group	B-19 - B-21
Driver's Compartment Group	B-22 - C-02
Electrical Group	C-03 - C-06
Exterior Body Group	C-07 - C-15
Galley Group	C-16 - C-19
Heating & Air Conditioning Group	C-20 - C-21
Interior Finish Group	C-22 - C-23
Labels Group	C-24 - D-06
LP Group	D-09
Lounge Group	D-10 - D-12
Sealants & Fasteners Group	D-13 - D-14
Water & Sewage Group	D-15 - D-17
Window, Vent & Exterior Door Group	D-18 - E-15

EXTERIOR BODY GROUP (CONTINUED)

SHEET FIBERGLASS PANEL, ALUMINUM & STYROFOAM

Key	Part Number	U/M	Description
	000868-01-000	SF	Styrofoam - .75" x 24" x 96"
	000870-03-000	SF	Styrofoam - 1.34" x 48" x 96"
	000870-05-000	SF	Styrofoam - .50" x 24" x 96"
	083674-01-000	SF	Styrofoam - 1.50" x 24" x 85.25"
	081393-14-000	EA	Panel - Fiberglass - Mende Board - Beige - 78.75" x 32.25"
	081395-23-000	EA	Panel - Fiberglass - Mende Board - Beige - 23.62" x 120"
	081395-07-000	EA	Panel - Fiberglass - Mende Board - Beige - 48" x 96"
	044487-01-001	EA	Aluminum - Mill Finish - Roul - 96" x 360"

MISCELLANEOUS EXTERNALLY MOUNTED PARTS

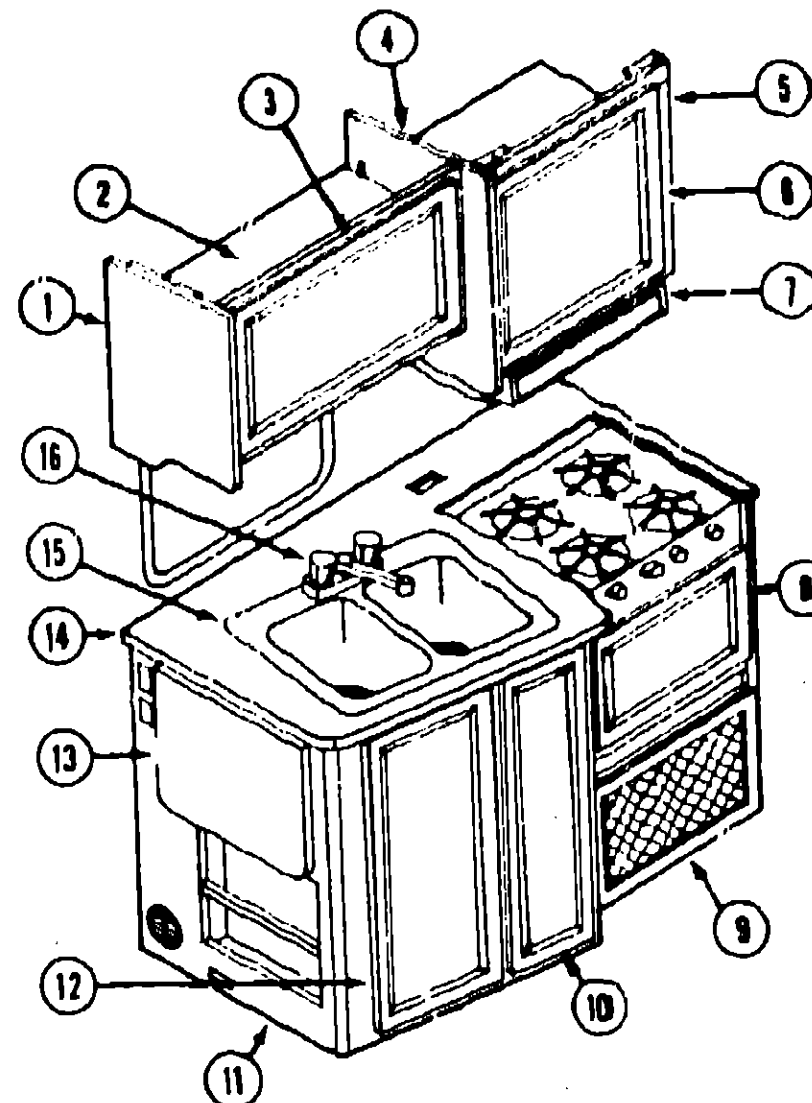
Key	Part Number	U/M	Description
	009126-02000	EA	Assist Handle - Black
	087659-02-000	EA	Fill - City Water - Beige - Brass Fittings
	086260-01-000	EA	Mirror Asm. - Rear View - Exterior - w/Convex - Passenger
	086260-02-000	EA	Mirror Asm. - Rear View - Exterior - w/Convex - Driver
	086260-03-000	EA	Accessory Kit - Rear View Mirror - Exterior
	090963-01-000	EA	Receptacle - Outside - Cable TV - Beige
	080961-01-000	EA	Receptacle - Outside - Electric - Beige
	083615-01-000	EA	Door Stop - Plastic - Beige

FRONT HOOD PANEL & HARDWARE

Key	Part Number	U/M	Description
	089768-01-X14	EA	Panel Asm. - Hood
	073336-01-000	EA	Bracket - Striker Latch
	073611-01-000	EA	Striker Pin Asm.
	073610-01-000	EA	Spring - Striker Pin
	R77006-68-172	EA	Shim Plate
	058753-01-000	EA	Bracket - Hinge Pivot - Left or Right Side
	073339-02-000	EA	Hood Arm - Left or Right Side
	R77006-68-721	EA	Hood Release Cable
	R77006-19-785	EA	Hood Release Sleeve
	R77006-38-499	EA	Spring
	C72917-03-000	EA	Prop Rod

GALLEY GROUP

CABINETRY



Key	Part Number	U/M	Description
1	081320-04-W30	EA	End Cap Asm. - Galley Overhead Cabinet
2	M89181-04-W30	EA	Cabinet Asm. - Galley Overhead - w/o Door
3	M88304-B7-AB1	EA	Door Asm. - Galley Overhead Cabinet - w/o Hardware
4	081320-11-Y10	EA	End Cap Asm. - Microwave Cabinet
5	094767-04-AB1	EA	Cabinet Asm. - w/o Microwave - w/o Door
6	M88304-01-AB1	EA	Door Asm. - Microwave Cabinet - w/o Hardware
	098916-01-01A	EA	Cabinet Brace - Microwave Cabinet - Right
	098916-02-01A	EA	Cabinet Brace - Microwave Cabinet - Left
7	096983-09-01A	EA	Range Hood - w/Monitor Panel (USA)
7	096983-10-01A	EA	Range Hood - w/Monitor Panel (CSA)
8	M82184-10-AB6	EA	Drawer Asm. - w/o Hardware
9	M92073-04-X11	EA	Door Asm. - Furnace
	076239-34-000	EA	Mesh Insert - Furnace Door
10	M88304-A4-AB1	EA	Door Asm. - Galley Cabinet - w/o Hardware
11	M03457-02-AB1	EA	Cabinet Asm. - Galley - Range Top - w/o Doors (AB1, AB2)
11	M03457-02-AB3	EA	Cabinet Asm. - Galley - Range Top - w/o Doors
11	M03457-01-AB1	EA	Cabinet Asm. - Galley - Oven - w/o Doors (AB1, AB2)
11	M03457-01-AB3	EA	Cabinet Asm. - Galley - Oven - w/o Doors
12	M88304-13-AB6	EA	Door Asm. - Galley Cabinet - w/o Hardware
13	080812-04-AB1	EA	Galley Extension (AB1, AB2)
13	080812-02-AB8	EA	Galley Extension (AB3)
	009059-01-000	EA	Hinge - Brass - Galley Extension
	009049-01-000	EA	Support - Galley Extension
14	093625-11-AB1	EA	Countertop Asm. (AB1, AB2)
14	093625-11-AB3	EA	Countertop Asm.
15	093528-01-000	EA	Sink - Double Bowl - Stainless Steel - 25" x 19"
16	064952-01-000	EA	Galley Faucet - Single Control

WINNEBAGO TABLE OF CONTENTS

INTRODUCTION	A-01 - A-02
ABBREVIATIONS	A-03
ALPHABETICAL/GROUP REFERENCE	A-04 - A-06
WCM27RQ	A-07 - E-16
WKM40RQ	E-17 - I-22

1990 WCM27RQ INDEX

Floor Plan	A-07 - A-08
Accessories Group	A-09 - A-11
Bath Group	A-12 - A-13
Bedroom Group	A-14 - A-18
Chassis Group	A-19 - B-06
Curtain, Cushion & Pad Group	B-07 - B-18
Dinette Group	B-19 - B-21
Driver's Compartment Group	B-22 - C-02
Electrical Group	C-03 - C-06
Exterior Body Group	C-07 - C-15
Galley Group	C-16 - C-19
Heating & Air Conditioning Group	C-20 - C-21
Interior Finish Group	C-22 - C-23
Labels Group	C-24 - D-08
LP Group	D-09
Lounge Group	D-10 - D-12
Sealants & Fasteners Group	D-13 - D-14
Water & Sewage Group	D-15 - D-17
Window, Vent & Exterior Door Group	D-18 - E-15

GALLEY GROUP (CONTINUED)

APPLIANCES

Key	Part Number	U/M	Description
	098507-02-000	EA	Range w/Large Oven - 4 Burner - Black w/Glass Door
	098507-02-700	EA	Pilot Filter
	098507-02-701	EA	Burner Insert - Slotted Vent
	098507-02-702	EA	Vent Deflector
	098507-02-703	EA	Outer Glass
	098507-02-704	EA	Oven Door Panel - Black
	098507-02-705	EA	Left Trim - Black
	098507-02-706	EA	Right Trim - Black
	098507-02-707	EA	Main Top
	095280-03-000	EA	Cover - Bi-Fold - Almond
	102020-01-01A	EA	Range w/Large Oven - 4 Burner - Almond Top
	102020-01-700	EA	Oven Shelf
	102020-01-701	EA	Door Handle
	102020-01-702	EA	Manifold Panel
	102020-01-703	EA	Door Panel - Almond
	102020-01-705	EA	Left Trim
	102020-01-706	EA	Right Trim
	102020-01-708	EA	Burner Assembly - Oven
	102020-01-709	EA	Grate Bumper
	102020-01-710	EA	Pilot Filter
	102020-01-711	EA	Top Grate
	102020-01-712	EA	Knob - Burner Valve
	102020-01-713	EA	Knob - Thermostat
	102020-01-714	EA	Oven Pilot
	102020-01-715	EA	Manifold Pipe
	102020-01-716	EA	Pressure Regulator
	102020-01-717	EA	Thermostat
	102020-01-718	EA	Main Top - Almond
	102020-01-720	EA	Mercury Control Valve
	102020-01-721	EA	Shutoff Valve
	102020-01-722	EA	Top Burner Valve
	102020-01-723	EA	Burner Pilot
	102020-01-724	EA	Main Top Burner
	102021-02-01A	EA	Cover - Bi-Fold - Almond
	055516-07-000	EA	Tiedown Bracket - Range w/Large Oven - Left
	055516-08-000	EA	Tiedown Bracket - Range w/Large Oven - Right
	085280-03-000	EA	Cover - Bi-Fold - Almond - Range Top
	102019-01-01A	EA	Range Top - 4 Burner - Almond w/Almond Trim
	102019-01-700	EA	Right Trim
	102019-01-701	EA	Left Trim
	102019-01-702	EA	Rear Trim
	081587-05-000	EA	Tiedown Bracket - Range Top - Left
	081587-06-000	EA	Tiedown Bracket - Range Top - Right
	091269-03-000	EA	Microwave/Browning Oven - Magic Chef M16-10PB - w/Range Top
	091269-03-700	EA	Outer Door Panel
	091269-03-701	EA	Ceramic Plate - 9 1/2" Round
	091269-03-702	EA	Oven Shelf Clip - White
	091269-03-703	EA	Oven Shelf Clip - Black
	091269-03-704	EA	Window
	091269-05-000	EA	Microwave Oven - Magic Chef M15E-9PB - w/Large Oven
	094745-01-01A	EA	Trim - Bottom
	094774-03-01A	EA	Trim - Right or Left Side
	094750-01-000	EA	Tiedown Bracket

GALLEY GROUP (CONTINUED)

APPLIANCES (CONTINUED)

Key	Part Number	U/M	Description
	094039-06-000	EA	Refrigerator - 2 Way - w/Large Double Door
	094039-04-700	EA	PC Board
	094039-04-701	EA	Eyebrow Shelf
	094039-04-702	EA	Power Supply
	094039-01-702	EA	Upper Gasket - Gray
	094039-01-703	EA	Hinge Plate - Left Hand - Brown
	094039-01-705	EA	Upper Door Linnr - White/Brown
	094039-01-707	EA	Upper Door Handle Asm. - Brown
	094039-01-709	EA	Hinge Plate - Right Hand (Top) - Left Hand (Bottom)
	094030-01-711	EA	Juice Rack - Gray w/Silver Trim
	094039-01-712	EA	Bin Door - Gray w/Silver Trim
	094039-01-713	EA	Lower Door Gasket - Gray
	094039-01-714	EA	Lower Door Liner - White/Brown
	094039-01-716	EA	Lower Door Handle Asm. - Brown
	094039-01-718	EA	Milk Bin - Gray w/Silver Trim
	094039-01-719	EA	Dairy Keeper - Gray w/Silver Trim
	094039-01-720	EA	Cabinet Asm. - Brown Frame/White Liner
	094039-01-726	EA	Evaporator Shelf
	094039-01-727	EA	Hinge Bracket - Center Hinge - Brown
	094039-01-729	EA	Hinge Pin Shaft - Center Hinge - Brown
	094039-01-731	EA	Crisper - Gray w/Silver Trim
	094039-01-733	EA	Wire Shelf - Middle
	094039-01-734	EA	Wire Shelf - Top - w/Riser
	094039-01-735	EA	Inside Drip Tray - White
	094039-01-738	EA	Manual Shut-Off
	094039-01-739	EA	Cutoff Shelf
	094039-01-741	EA	Shelf Tray - Gray Plastic
	054450-01-000	EA	Level - Refrigerator
	089983-02-000	EA	Baffle - Refrigerator - Back
	089983-03-000	EA	Baffle - Refrigerator - Back
	085225-01-000	EA	Tiedown Plate - Refrigerator
	087544-01-000	EA	Bracket Asm. - Tiedown - Refrigerator - Right
	087544-02-000	EA	Bracket Asm. - Tiedown - Refrigerator - Left
	039800-01-000	FT	Tubing - Polybutyl - 1/2" OD
	052954-01-000	EA	Nose Cone Adapter - 3/8" or 1/2"
	077054-01-000	EA	Valve - Plastic - 1/2" M x 1/2" M x 1/4" Comp
	091208-01-000	EA	Pipe Cap - 1/2" FPT - Brass Hex
	098983-09-01A	EA	Range Hood - w/Monitor Panel (USA)
	098983-09-700	EA	Metal Face Plate
	098983-09-701	EA	Control Panel Asm.
	098983-10-01A	EA	Range Hood - w/Monitor Panel (CSA)
	098983-10-700	EA	Panel Asm.
	098983-10-701	EA	Face Plate
	092697-01-000	EA	Cable Asm. - w/Nut
	093526-01-000	EA	Sink - Double Bowl - Stainless Steel - 25" x 19"
	064952-01-000	EA	Galley Faucet - Single Control
	092303-01-000	EA	Sink Strainer
	093853-01-807	EA	Sink Cover
	093153-01-000	EA	Cutting Board - Maple
	101333-01-000	EA	Mounting Plate - Wall Clock
	100793-01-01A	EA	Wall Clock - Oval
	058334-01-000	EA	Wastebasket - White
	093805-01-01A	EA	Towel Rack - Wire - Almond
	072852-01-000	EA	Smoke Detector
	100081-01-01A	EA	Silverware Tray - Almond
	092487-01-Y15	EA	Spice Rack
	092488-01-Y12	EA	Paper Towel Holder

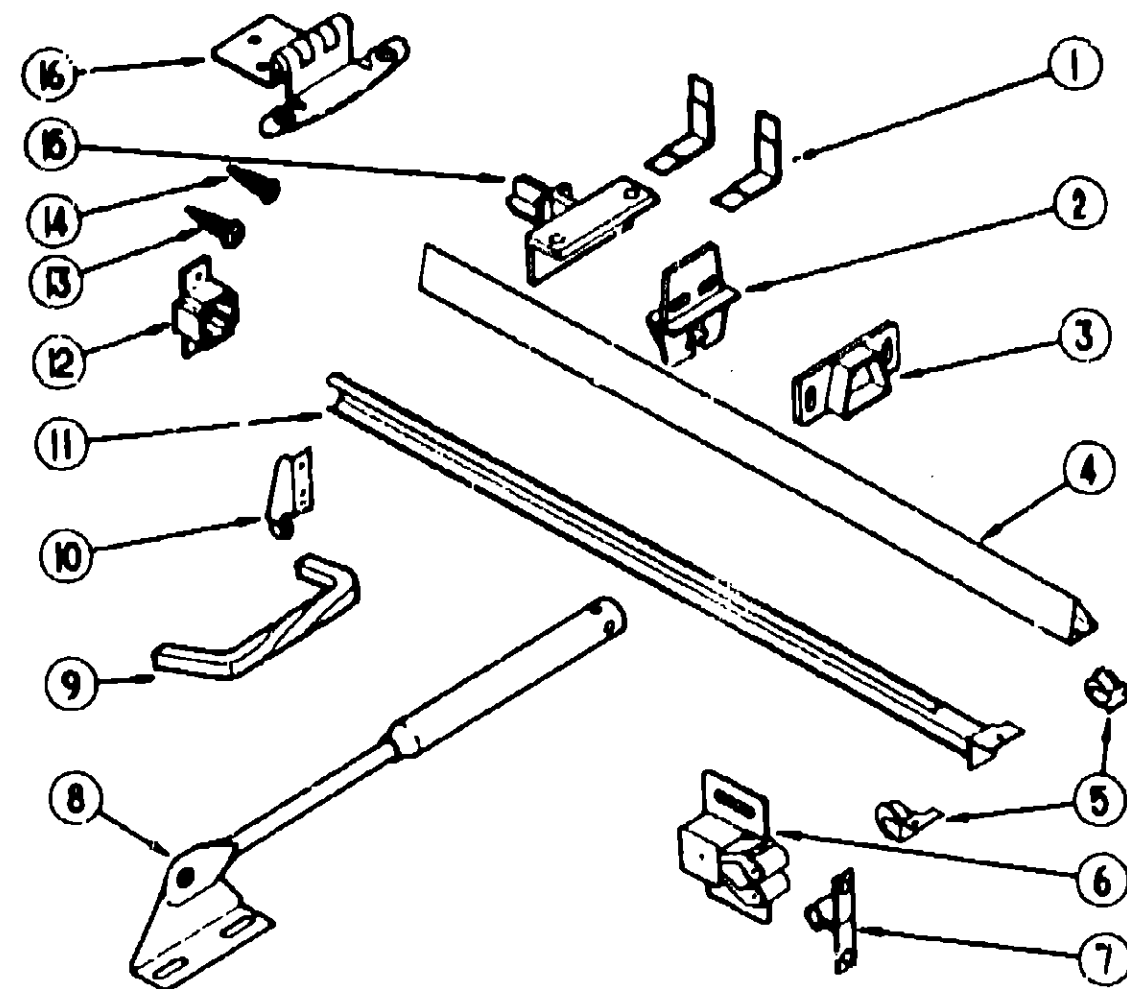
WINNEBAGO TABLE OF CONTENTS

INTRODUCTION	A-01 - A-02
ABBREVIATIONS	A-03
ALPHABETICAL/GROUP REFERENCE	A-04 - A-06
WCM27RQ	A-07 - E-15
WKM40RQ	E-17 - I-22

1990 WCM27RQ INDEX

Floor Plan	A-07 - A-08
Accessories Group	A-03 - A-11
Bath Group	A-12 - A-13
Bedroom Group	A-14 - A-18
Chassis Group	A-19 - B-06
Curtain, Cushion & Pad Group	B-07 - B-18
Dinette Group	B-19 - E-21
Driver's Compartment Group	B-22 - C-02
Electrical Group	C-03 - C-06
Exterior Body Group	C-07 - C-15
Galley Group	C-16 - C-19
Heating & Air Conditioning Group	C-20 - C-21
Interior Finish Group	C-22 - C-23
Labels Group	C-24 - D-08
LP Group	D-09
Lounge Group	D-10 - D-12
Sealants & Fasteners Group	D-13 - D-14
Water & Sewage Group	D-15 - D-17
Window, Vent & Exterior Door Group	D-18 - E-15

GALLEY GROUP (CONTINUED)



CABINET HARDWARE (DOORS, DRAWERS & CABINETS)

Key	Part Number	U/M	Description
1	037688-02-000	EA	L-Corner Glide (Drawers)
2	037688-03-000	EA	Center Glide (Drawers)
3	037688-05-000	EA	Rail Mounting Bracket - Rear (Drawers)
4	037688-01-000	EA	V-Rail (Drawers)
5	102837-03-000	EA	Nylon Rollers (Set of 2) (Drawers)
6	093586-03-000	EA	Roller Catch
7	093586-04-000	EA	Steel Strike
8	074493-02-000	EA	Door Support
9	096645-01-000	EA	Pull Handle
10	102827-02-000	EA	Rear Roller Bracket (Drawers)
11	102827-05-000	EA	Track (Drawers)
12	102827-04-000	EA	Rear Mounting Bracket (Drawers)
13	000G88-06-10G	EA	Screw - #6 - 18 x .625" POH - Antique Brass - Hinge to Door
14	000G13-06-10G	EA	Screw - #6 - 20 x .625" PFH - Antique Brass - Hinge to Cabinet
15	037688-04-000	EA	Rail Mounting Bracket - Front (Drawers)
16	059777-02-000	EA	Hinge - Burnished Brass
	016604-03-000	EA	Angle Support Bracket - 2.5"
	084486-02-000	EA	Slide Asm. - Right (Drawers)
	084486-03-000	EA	Slide Asm. - Left (Drawers)
	084486-04-000	EA	Slide Asm. - Right (Cabinet)
	084486-05-000	EA	Slide Asm. - Left (Cabinet)
	077409-02-000	EA	Slide Asm. - Plastic - 20.75"

HEATING & AIR CONDITIONING GROUP

AUTOMOTIVE HEATER/AIR CONDITIONER

Key	Part Number	U/M	Description
	094831-01-000	EA	Heater/Evaporator Asm. Complete
	094831-01-700	EA	Fresh Air Door
	094831-01-701	EA	Fresh Air Door Rod
	094831-01-702	EA	Plastic Drain Pan
	094831-01-703	EA	Blower Motor
	094831-01-704	EA	Blower Wheel
	094831-01-705	EA	2" OD Vacuum Motor
	094831-01-706	EA	4-Speed Resistor
	094831-01-707	EA	Unit Wiring Harness
	094831-01-708	EA	Unit Vacuum Harness
	094831-01-709	EA	3/16" Rod Clamps
	094831-01-710	EA	3/16" Rod Retainer Ring
	094831-01-711	EA	#10 - 32 Keps Nut
	094831-01-712	EA	#10 - 32 Timmerman's "J" Nut
	094831-01-713	EA	Evaporator Coil
	094831-01-714	EA	Expansion Valve
	094831-01-715	EA	Thermostat
	094831-01-716	EA	Trinary Switch
	094831-01-717	EA	#6 Hose Asm.
	094831-01-718	EA	#10 Hose Asm.
	094831-01-719	EA	#4 - Self Sealing Coupler w/O Ring
	094831-01-720	EA	#10 Service Valve
	094831-01-721	EA	#10 O Ring
	094831-01-722	EA	#8 O Ring
	094831-01-723	EA	#6 O Ring
	094831-01-724	EA	#4 O Ring
	094831-01-725	EA	Blend Air Door
	094831-01-726	EA	Blend Air Door Rod
	094831-01-727	EA	Heat Coil
	094831-01-728	EA	Damper Door
	094831-01-729	EA	Damper Door Rod
	094831-01-730	EA	Vacuum Motor
	094831-01-731	EA	2" Hose Adapters
	094831-01-732	EA	Control Housing
	094831-01-733	EA	Control Wiring Harness
	094831-01-734	EA	Light Wiring Harness
	094831-01-735	EA	Control Vacuum Harness
	094831-01-736	EA	Vacuum Switch
	094831-01-737	EA	Blend Air Cable - 72"
	094831-01-738	EA	Cable Clip
	094831-01-739	EA	Unit Cable Clip
	094831-01-740	EA	Auto Relay
	094831-01-741	EA	Louver Asm./Control Panel Trim
	094831-01-742	EA	Condensor Wiring Harness
	094831-01-743	EA	Vacuum Canister
	094831-01-744	EA	Water Valve
	094831-01-745	EA	Kazoo Drain Tube
	094831-01-746	EA	Blend Cable Clamp
	094831-05-000	EA	Owner's Manual - Heater/Air Conditioner
	094831-06-000	EA	Service Manual - Heater/Air Conditioner
	094831-04-000	EA	Wiring Asm. - Cooling Fans (1990 Chevrolet)
	101849-01-000	EA	Wiring Asm. - Cooling Fan Adapter (1990 Chevrolet)
	072343-06-000	EA	Compressor w/Clutch
	096815-01-700	EA	Condenser Coil
	096815-01-701	EA	#8 Hose Asm.
	096815-01-702	EA	O Ring
	096815-01-703	EA	#6 Hose
	072342-03-701	EA	Receiver Dryer
	007108-01-000	EA	Hose - Heater - 5/8" ID
	007281-01-000	EA	Hose - Flexible - 2 1/2" ID
	009200-01-000	EA	Furnace Tape - 1 1/2"
	024990-01-000	EA	Defroster Outlet - w/Swivel - 2" Tan
	039044-01-000	EA	Louver Asm. - Air Conditioner - Adjustable Vent
	085000-01-000	EA	Air Conditioner Shield

WINNEBAGO TABLE OF CONTENTS

INTRODUCTION	A-01 - A-02
ABBREVIATIONS	A-03
ALPHABETICAL/GROUP REFERENCE	A-04 - A-06
WCM27RQ	A-07 - E-16
WKM40RQ	E-17 - I-22

1990 WCM27RQ INDEX

Floor Plan	A-07 - A-08
Accessories Group	A-09 - A-11
Bath Group	A-12 - A-13
Bedroom Group	A-14 - A-18
Chassis Group	A-19 - B-06
Curtain, Cushion & Pad Group	B-07 - B-18
Dinette Group	B-19 - B-21
Driver's Compartment Group	B-22 - C-02
Electrical Group	C-03 - C-06
Exterior Body Group	C-07 - C-15
Galley Group	C-16 - C-19
Heating & Air Conditioning Group	C-20 - C-21
Interior Finish Group	C-22 - C-23
Labels Group	C-24 - D-08
LP Group	D-09
Lounge Group	D-10 - D-12
Sealants & Fasteners Group	D-13 - D-14
Water & Sewage Group	D-15 - D-17
Window, Vent & Exterior Door Group	D-18 - E-15

HEATING & AIR CONDITIONING GROUP (CONTINUED)

FURNACE

Key	Part Number	U/M	Description
..	075005-01-000	EA	Furnace - 24,000 BTU - Suburban - w/Direct Ignition
	075006-02-000	EA	Furnace - 34,000 BTU - Suburban
	094000-01-02A	EA	Register G/H/I - Brown
	066484-04-000	EA	Register - 8" x 4" - w/Damper
	066484-05-000	EA	Register - 8" x 4" - w/o Damper
	093365-01-000	EA	Thermostat
..	The illustrated parts breakdown for this item is provided on the Common Items Fiche.		

ROOF AIR CONDITIONING

Key	Part Number	U/M	Description
	093763-01-03A	EA	Air Conditioner - Roof Mount - Beige TSH
	093763-01-702	EA	Overload
	093763-01-703	EA	Impeller - 7" Dia. x 2.8" Wide
	093763-01-704	EA	Fan Capacitator
	093763-01-706	EA	Heat Element
	093763-01-708	EA	Condensor Coil
	093763-01-709	EA	Compressor
	093763-01-710	EA	Single Parts Package
	093763-01-711	EA	Gasket Package
	093763-03-700	EA	Shroud - Beige/Bronze
	093764-01-000	EA	Ceiling Asm.
	092440-01-000	EA	Air Conditioner - Roof Mount - Export 220V 50HZ
	092441-01-000	EA	Ceiling Asm.
	008268-02-000	EA	Plastic Connector - 3/8"
	090971-01-000	EA	Cable Splice
	102289-01-000	EA	Spring

AUXILIARY REAR HEATER W/MOTOR AID

Key	Part Number	U/M	Description
	084405-01-000	EA	Heater Asm. - Rear - Ducted
	084405-01-700	EA	Heater Core
	084405-01-701	EA	Fan
	084405-01-702	EA	Motor - 12 Volt Asm.
	089636-02-000	EA	Connector - 4" Duct
	009198-01-000	FT	Duct - Flexible - 4" ID x 25'
	023146-01-000	EA	Clamp - Screw Type - 4"
	056484-04-000	EA	Register - 4" Dia. - Plastic - w/Damper
	088753-01-000	FT	Tube - Aluminized Steel - 5/8" - 18 Ga.
	008042-01-000	FT	Vinyl Tubing - .65
	082401-04-000	EA	Clamp - Hose - Wormgear - 69 - 1.25
	006380-01-000	EA	Bushing - Rubber - 5/8" x 1 1/2"
	007108-01-000	FT	Hose - Heater - 5/8" - Hi-Temp
	010227-01-000	EA	Tee - Plastic - Barb - 5/8" or 3/4" Hose
	061873-01-000	EA	Clamp - Motor Aid
	087202-02-000	EA	Switch - w/o Knob - 4 Position
	090977-01-000	EA	Knob - Switch - Rotary
	084410-02-000	EA	Decal - Rear Auto Heater
	010329-01-000	EA	Brass Adapter - 1/2" F x 1/2" MPT
	052957-02-000	EA	Plastic Elbow - 1/2" F x 1/2" MPT
	009200-01-000	EA	Furnace Tape - 1 1/2"
	083081-01-000	EA	Formed Hose
	089353-01-000	EA	Union - Tube to Tube - 5/8"

INTERIOR FINISH GROUP

MOLDINGS & TRIMS

Key	Part Number	U/M	Description
	069733-70-000	EA	Batt Strip - Regal Oak
	085284-03-000	FT	Batt Strip - Regal Oak - Tape Adhesive
	079853-04-000	EA	Batt Strip - Kerfed - Regal Oak
	085284-29-000	FT	Batt Strip - Slate - Main Wall - Tape Adhesive (AB1)
	085284-33-000	FT	Batt Strip - Teal - Main Wall - Tape Adhesive (AB2)
	085284-15-000	FT	Batt Strip - Plum - Main Wall - Tape Adhesive (AB3)
	086229-04-000	EA	Batt Strip - Ceiling - 1" - Ivory
	088283-31-000	EA	Batt Strip - Slate - Mainwall, Galley & Dry Bath (AB1)
	088283-45-000	EA	Batt Strip - Teal - Mainwall, Galley & Dry Bath (AB2)
	088283-28-000	EA	Batt Strip - Plum - Main Wall (AB3)
	088283-44-000	EA	Batt Strip - Lagos - Galley & Dry Bath (AB3)
	088283-19-000	EA	Batt Strip - Bone - Wet Bath
	086229-01-000	EA	Retainer - Ceiling Batt Strip - .75"
	009787-12-000	FT	Welling - Antique White
	009787-10-000	FT	Welling - Mahogany
	024700-22-000	EA	Cover - Sidewall Roll Bar - Beige - 15.25"
	024700-24-000	EA	Cover - Sidewall Roll Bar - Beige - 63.8"
	024700-28-000	EA	Cover - Sidewall Roll Bar - Beige - 40"
	009778-07-000	FT	U-Channel - Light Oak - 1"
	070504-01-000	FT	U-Channel - Light Brown - .65"
	070504-08-000	FT	U-Channel - Light Oak - .815"
	009089-17-000	EA	F Molding - Plastic Corner - Outside - 1" - Light Oak
	009812-17-000	EA	F Molding - Plastic Corner - Outside - .5" - Light Oak
	022992-08-000	FT	Molding - Reverse Cove - Champagne White
	042357-11-000	FT	Corner Molding - Radius Plastic - Light Oak
	076325-18-000	FT	Molding - Edge Band - Regal Oak
	078323-06-X14	FT	Cap Molding - Wall
	080176-02-000	FT	Corner Cap - Radius Plastic - Light Oak
	081521-02-007	FT	Molding - 64 Hole Space
	083620-01-000	FT	T Molding - .75" w/Lips - Brown
	092707-01-01A	EA	Molding - Regal Oak - Table Leg
	085746-01-000	FT	J Trim - Carpet - Beige - PVC
	100659-01-AB1	EA	Trim Molding - Vinyl Flooring

PANELING & COUNTERTOP

Key	Part Number	U/M	Description
	074497-10-000	SF	Paneling - Regal Oak - Wall & Cabinets - 48" x 84"
	088272-48-000	SF	Paneling - Slate - Main Wall - 48" x 84" (AB1)
	088272-66-000	SF	Paneling - Teal - Main Wall - 48" x 84" (AB2)
	088272-43-000	SF	Paneling - Plum - Main Wall - 48" x 84" (AB3)
	088272-48-000	SF	Paneling - Angles & Sticks - Galley & Dry Bath - 48" x 84" (AB1)
	088272-66-000	ST	Paneling - Teal - Galley & Dry Bath - 48" x 84" (AB2)
	088272-64-000	SF	Paneling - Heather - Galley & Dry Bath - 48" x 84" (AB3)
	088273-19-000	SF	Paneling - Bone - Wet Bath - 48" x 84"
	074498-24-000	SF	Laminate - Plastic - Regal Oak
	074498-32-000	EA	Laminate - Plastic - Neutral Glace (AB1, AB2)
	074498-31-000	SF	Laminate - Plastic - Gray Glace (AB3)
	089297-01-000	SF	Plywood - Luana - Overlay Grade - 48" x 96"
	000885-34-000	SF	Particle Board - 3/8" One Sided - Regal Oak - 49" x 97"
	000885-35-000	SF	Particle Board - 3/4" One Sided - Regal Oak - 60" x 96"
	000885-36-000	SF	Particle Board - 3/4" Two Sided - Regal Oak - 60" x 96"

WINNEBAGO
TABLE OF CONTENTS

INTRODUCTION	A-01 - A-02
ABBREVIATIONS	A-03
ALPHABETICAL/GROUP REFERENCE	A-04 - A-06
WCM27RQ	A-07 - E-15
WKM40RQ	E-17 - I-22

1990 WCM27RQ INDEX

Floor Plan	A-07 - A-08
Accessories Group	A-09 - A-11
Bath Group	A-12 - A-13
Bedroom Group	A-14 - A-18
Chassis Group	A-19 - B-06
Curtain, Cushion & Pad Group	B-07 - B-18
Dinette Group	B-19 - B-21
Driver's Compartment Group	B-22 - C-02
Electrical Group	C-03 - C-06
Exterior Body Group	C-07 - C-15
Galley Group	C-16 - C-19
Heating & Air Conditioning Group	C-20 - C-21
Interior Finish Group	C-22 - C-23
Labels Group	C-24 - D-06
LP Group	D-09
Lounge Group	D-10 - D-12
Sealants & Fasteners Group	D-13 - D-14
Water & Sewage Group	D-15 - D-17
Window, Vent & Exterior Door Group	D-18 - E-15

INTERIOR FINISH GROUP (CONTINUED)

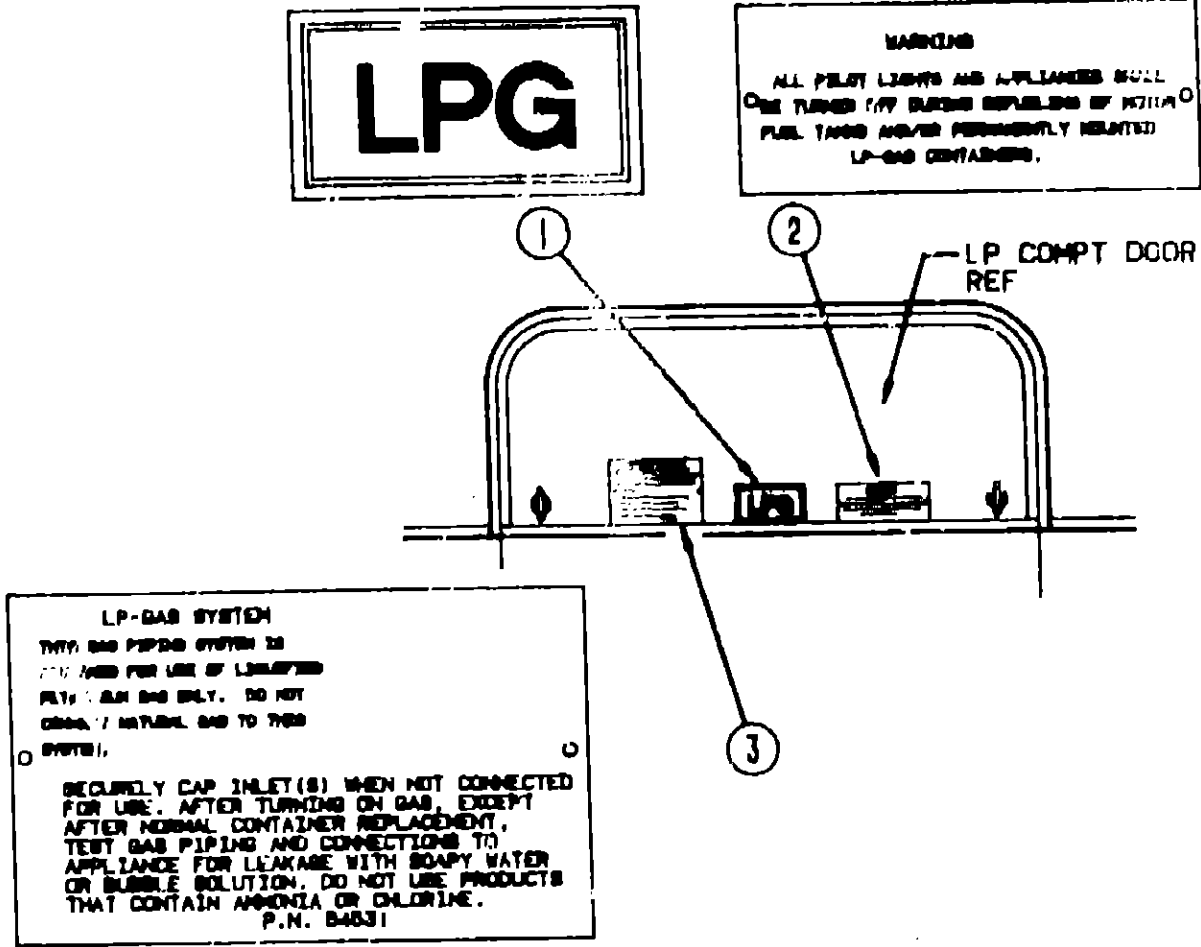
FABRIC & FLOOR COVERING

Key	Part Number	U/M	Description
	096008-01-000	YD	Fabric - Upholstery - Main - Hyacinth (AB1)
	096008-02-000	YD	Fabric - Upholstery - Main - Powder (AB2)
	096008-17-000	YD	Fabric - Upholstery - Main - Blue Jade (AB3)
	088274-33-000	YD	Fabric - Upholstery - Plain Accent - Blue (AB1)
	088274-80-000	YD	Fabric - Upholstery - Plain Accent - Wren (AB2)
	096008-25-000	YD	Fabric - Upholstery - Plain Accent - Geranium (AB3)
	088273-42-000	YD	Fabric - Wraparound Curtain - Chateau
	088273-45-000	YD	Fabric - Bedspread - Dusty Blue (AB1)
	088273-47-000	YD	Fabric - Bedspread - Nile (AB2)
	088273-92-000	YD	Fabric - Bedspread - Tea Rose (AB3)
	096080-08-000	SY	Carpet - Dark Sand (AB1)
	072860-89-000	SY	Carpet - Silver Cloud (AB2)
	072860-89-000	SY	Carpet - Aubergine (AB3)
	093483-01-000	SY	Carpet - Outside Storage Compartments - Charcoal
	075233-03-000	SY	Pad - Carpet - 3/8"
	079680-09-000	YD	Vinyl - Off White
	079680-01-000	YD	Vinyl - Buckskin
	089351-03-000	YD	Vinyl - Headliner - Acoustical

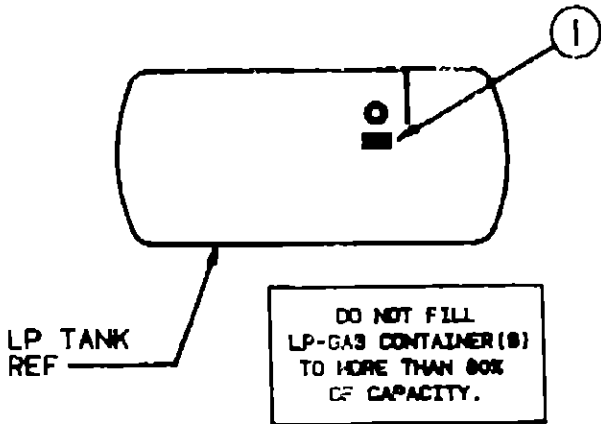
MISCELLANEOUS

Key	Part Number	U/M	Description
	094499-01-000	EA	Fire Extinguisher - IA10BC (USA)
	094499-02-000	EA	Fire Extinguisher - IA10BC (CSA)
	094499-01-700	EA	Holder - Fire Extinguisher
	081075-01-000	EA	Floor Mat - Entrance Door
	081201-01-000	EA	Floor Mat - Front - Drivers Side
	081202-01-000	EA	Floor Mat - Front - Passenger Side
	072852-01-000	EA	Smoke Detector - w/9 Volt Battery
	100793-01-01A	EA	Clock
	101333-01-000	EA	Mounting Plate - Clock

LABELS GROUP



Key	Part Number	U/M	Description
1	074559-01-000	EA	Label - "LPG" (California Code)
2	006040-01-000	EA	Tag - Gas Refueling Warning (USA)
2	006040-02-000	EA	Tag - Gas Refueling Warning (CSA)
3	054531-01-000	EA	Label - LP Gas Only (USA)
3	023769-01-000	EA	Label - LP Gas Only (CSA)



Key	Part Number	U/M	Description
1	079965-01-000	EA	Label - LPG - 80% Capacity

WINNEBAGO
TABLE OF CONTENTS

INTRODUCTION	A-01 - A-02
ABBREVIATIONS	A-03
ALPHABETICAL/GROUP REFERENCE	A-04 - A-06
WCM27RQ	A-07 - E-15
WKM40RQ	E-17 - I-22

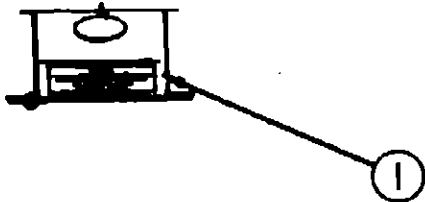
1990 WCM27RQ INDEX

Floor Plan	A-07 - A-08
Accessories Group	A-09 - A-11
Bath Group	A-12 - A-13
Bedroom Group	A-14 - A-18
Chassis Group	A-19 - B-06
Curtain, Cushion & Pad Group	B-07 - B-18
Dinette Group	B-19 - B-21
Driver's Compartment Group	B-22 - C-02
Electrical Group	C-03 - C-06
Exterior Body Group	C-07 - C-15
Galley Group	C-16 - C-19
Heating & Air Conditioning Group	C-20 - C-21
Interior Finish Group	C-22 - C-23
Labels Group	C-24 - D-08
LP Group	D-09
Lounge Group	D-10 - D-12
Sealants & Fasteners Group	D-13 - D-14
Water & Sewage Group	D-15 - D-17
Window, Vent & Exterior Door Group	D-18 - E-15

LABELS GROUP (CONTINUED)

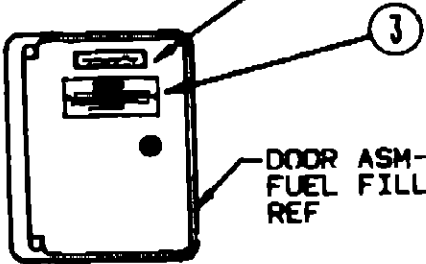
COMBUSTION AIR KIT NO 84270
HOROOLD EG MODELS
THIS VENTILATION KIT MUST BE INSTALLED
AND USED WITHOUT MODIFICATION.

WARNING
OPEN GASOLINE CAP SLOWLY TO PREVENT
SUDDEN RELEASE OF TANK PRESSURE.
DO NOT OVERFILL TANK.
REPLACE WITH BELLEVILLE CAP ONLY.



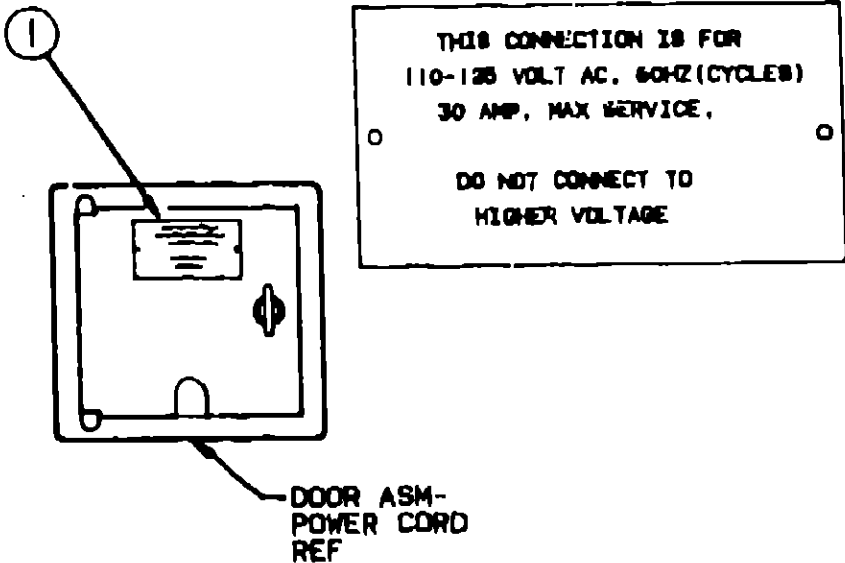
UNLEADED FUEL ONLY

WARNING
ALL PILOT LIGHTS AND APPLIANCES SHALL
BE TURNED OFF BEFORE REMOVAL OF VENTILATION
FUEL TANK AND/OR PERMANENTLY MOUNTED
LP-GAS CONTAINERS.



DOOR ASM-
FUEL FILL
REF

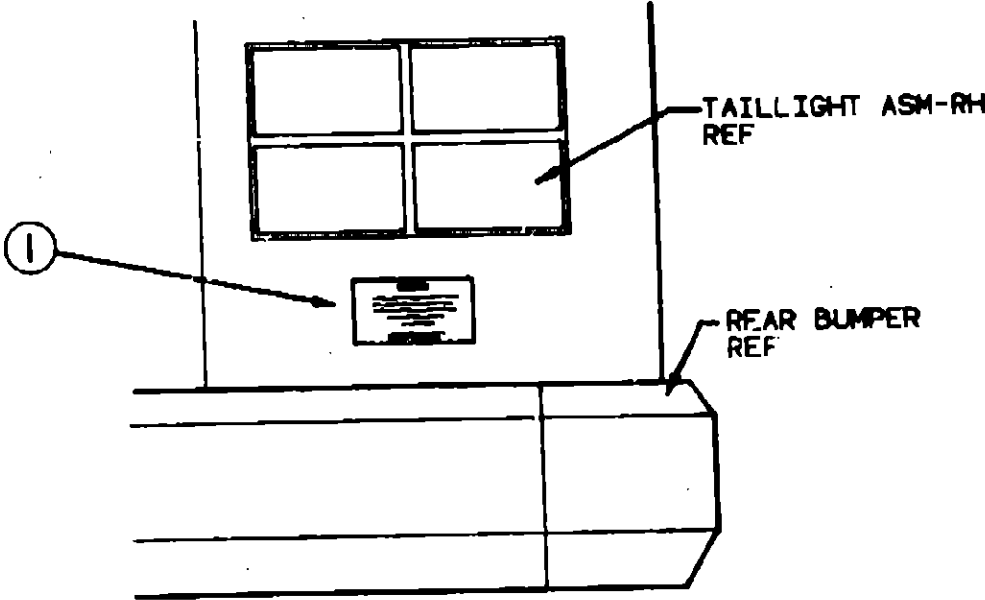
Key	Part Number	U/M	Description
1	087207-05-000	EA	Label - Fuel Cap Removal (GM-15611763)
2	082043-01-000	EA	Label - Unleaded Fuel
3	008040-01-000	EA	Tag - Gas Refueling Warning (USA)
3	008040-02-000	EA	Tag - Gas Refueling Warning (CSA)



DOOR ASM-
POWER CORD
REF

Key	Part Number	U/M	Description
1	008082-01-000	EA	Tag - Electrical - 110 Volt Connection

LABELS GROUP (CONTINUED)



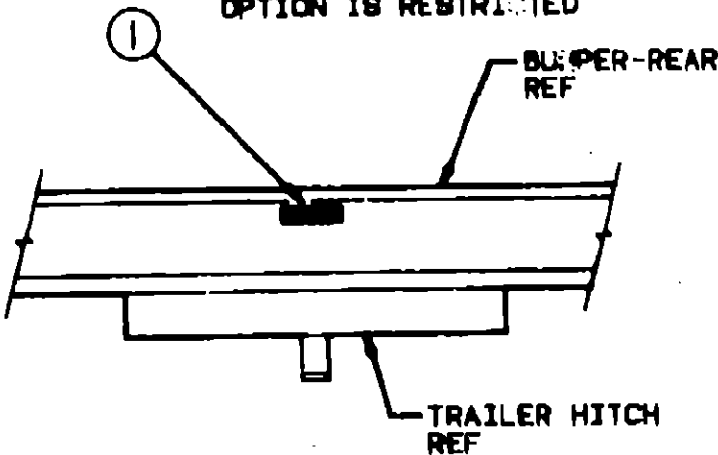
WARNING

DO NOT EXCEED THE VEHICLE WEIGHT RATINGS
OR LOADING RECOMMENDATIONS (E.G., GROSS
VEHICLE, GROSS AXLE, GROSS COMBINED) OF
THE CHASSIS MANUFACTURER OR
WINNEBAGO INC.

REFER TO YOUR OWNERS MANUAL,
BEFORE LOADING OR TOWING.

Key	Part Number	U/M	Description
1	075220-01-000	EA	Label - Exterior Load Warning

DO NOT INSTALL IF HITCH
OPTION IS RESTRICTED



TOWING CAPACITY

TOWED VEHICLE 3000 LB. GROSS MAXIMUM
HITCH BALL 500 LB. MAXIMUM

Key	Part Number	U/M	Description
1	075221-03-000	EA	Label - Towing Capacity

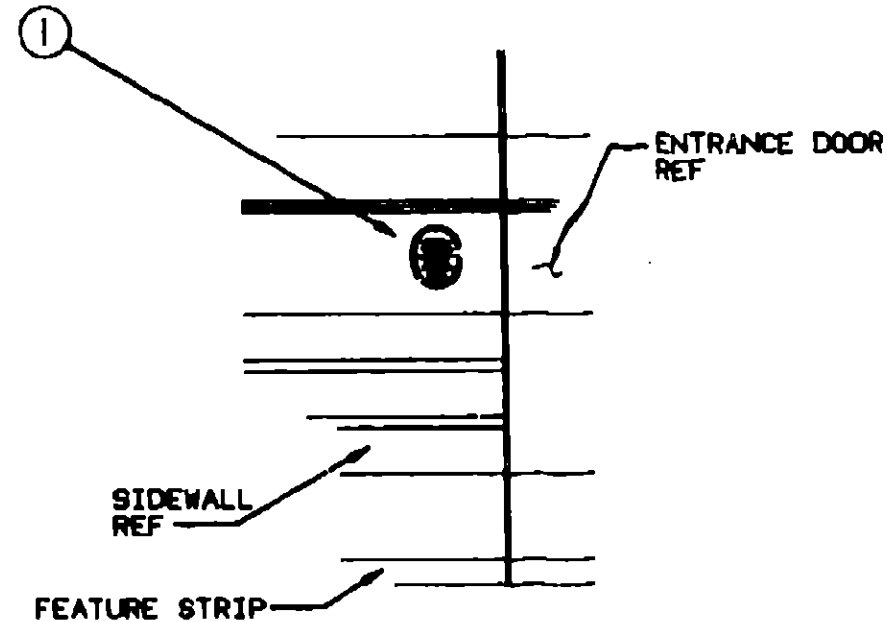

WINNEBAGO
TABLE OF CONTENTS

INTRODUCTION	A-01 - A-02
ABBREVIATIONS	A-03
ALPHABETICAL/GROUP REFERENCE	A-04 - A-06
WCM27RQ	A-07 - E-15
WKM40RQ	E-17 - I-22

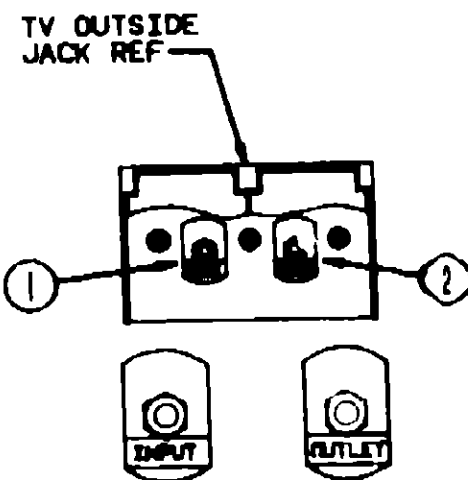
1990 WCM27RQ INDEX

Floor Plan	A-07 - A-08
Accessories Group	A-09 - A-11
Bath Group	A-12 - A-13
Bedroom Group	A-14 - A-18
Chassis Group	A-19 - B-06
Curtain, Cushion & Pad Group	B-07 - B-18
Dinette Group	B-19 - B-21
Driver's Compartment Group	B-22 - C-02
Electrical Group	C-03 - C-08
Exterior Body Group	C-07 - C-16
Galley Group	C-18 - C-19
Heating & Air Conditioning Group	C-20 - C-21
Interior Finish Group	C-22 - C-23
Labels Group	C-24 - D-08
LP Group	D-09
Lounge Group	D-10 - D-12
Sealants & Fasteners Group	D-13 - D-14
Water & Sewage Group	D-15 - D-17
Window, Vent & Exterior Door Group	D-18 - E-15

LABELS GROUP (CONTINUED)

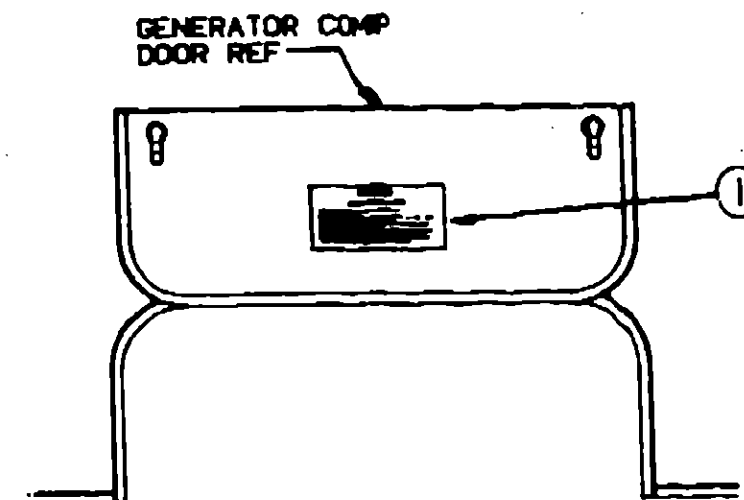


Key	Part Number	U/M	Description
1	008019-01-000	EA	Tag - RVIA Approved - Plastic



Key	Part Number	U/M	Description
1	087236-01-000	EA	Label - Cable Input
2	087236-02-000	EA	Label - TV Outlet

LABELS GROUP (CONTINUED)



WARNING

WHEN ADDING A GENERATOR SET:

HIGH VOLTAGE-LIKE EXTREME CAUTION WHEN WORKING ON ELECTRICAL COMPONENTS.

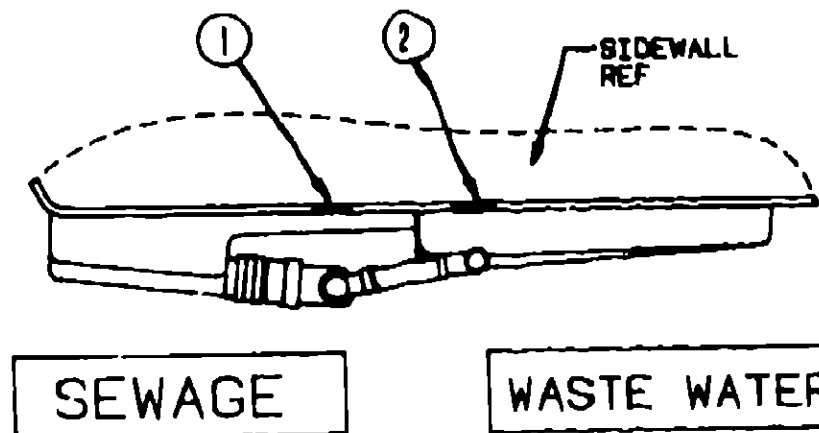
HAVE ALL ELECTRICAL INSTALLATION PERFORMED BY A QUALIFIED LICENSED ELECTRICIAN-FOLLOW ALL STATE AND LOCAL CODES.

ONLY INSTALL GENERATOR SET APPROVED FOR R.V. APPLICATION. HAVE INSTALLED BY QUALIFIED TECHNICIAN.

TO AVOID HEAT BUILD-UP AND TO GUARANTEE AN ADEQUATE AIR SUPPLY TO THE GENERATOR COMPARTMENT, FOLLOW INSTALLATION INSTRUCTIONS.

GENERATOR SHOULD BE LOCATED AWAY FROM THE VEHICLE'S EXHAUST SYSTEM AND MUST NOT BE LOCATED UNDER THE VEHICLE'S EXHAUST SYSTEM.

Key	Part Number	U/M	Description
1	077510-01-000	EA	Label - Generator Prep



Key	Part Number	U/M	Description
1	008187-01-000	EA	Label - Sewage
2	008188-01-000	EA	Label - Waste Water

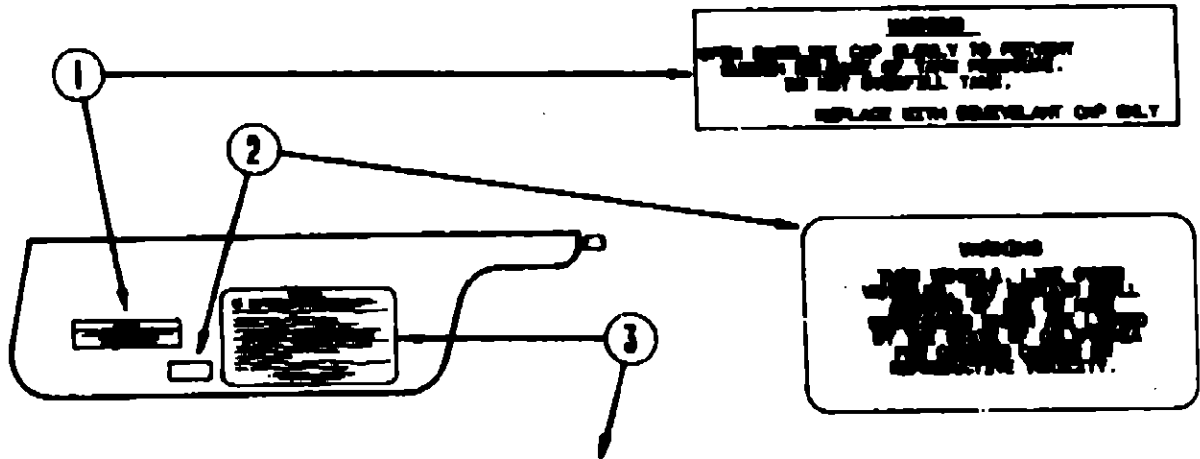
WINNEBAGO TABLE OF CONTENTS

INTRODUCTION	A-01 - A-02
ABBREVIATIONS	A-03
ALPHABETICAL/GROUP REFERENCE	A-04 - A-06
WCM27RQ	A-07 - E-15
WCM40RQ	E-17 - I-22

1990 WCM27RQ INDEX

Floor Plan	A-07 - A-08
Accessories Group	A-09 - A-11
Bath Group	A-12 - A-13
Bedroom Group	A-14 - A-16
Chassis Group	A-19 - B-06
Curtain, Cushion & Pad Group	B-07 - B-18
Dinette Group	B-19 - B-21
Driver's Compartment Group	B-22 - C-02
Electrical Group	C-03 - C-06
Exterior Body Group	C-07 - C-15
Galley Group	C-16 - C-19
Heating & Air Conditioning Group	C-20 - C-21
Interior Finish Group	C-22 - C-23
Labels Group	C-24 - D-06
LP Group	D-07
Lounge Group	D-10 - D-12
Sealants & Fasteners Group	D-13 - D-14
Water & Sewage Group	D-15 - D-17
Window, Vent & Exterior Door Group	D-18 - E-16

LABELS GROUP (CONTINUED)



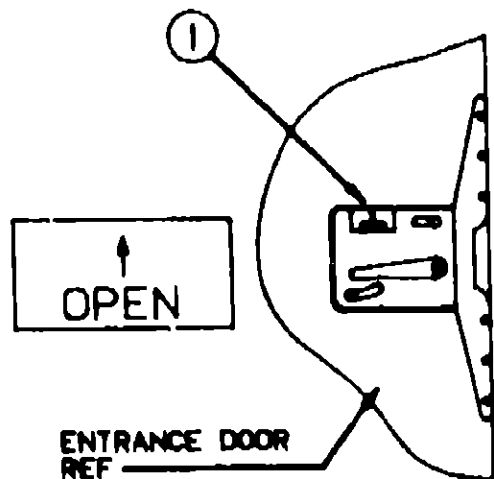
CAUTION

THIS KITCHEN HOLE HAS BEEN DESIGNED, MANUFACTURED AND TESTED WITH CAUTION FOR THE PROTECTION OF IT'S OPERATOR. WE REQUESTED YOU PREPARE THE FOLLOWING INSTRUCTIONS FOR YOUR SAFETY AND THE SAFETY OF YOUR PASSENGERS BEFORE STARTING YOUR VEHICLE.

1. LP GAS SYSTEM- TURN OFF AT TIME FOR TRAVELING. TEST FOR LEAKS UPON ARRIVAL AT DESTINATION. BEFORE LIGHTING PILLS.
2. WHEELS- INSPECT FOR DAMAGE AND CHECK LAM HATS FOR TIGHTNESS.
3. TIRES- INSPECT FOR WEAR AND CHECK AIR PRESSURE FOR RECOMMENDED AIR PRESSURE.
4. LIGHTING- TEST FOR PROPER OPERATION OF ALL INTERIOR AND EXTERIOR LIGHTS INCLUDING DASH LIGHTS, HEADLIGHTS, TAIL LIGHTS, BRAKE LIGHTS, CLEARANCE LIGHTS AND TURN SIGNALS.
5. EXITS- INSPECT RELEASE MECHANISM ON EMERGENCY EXIT WINDOW. TEST BOTH LEADS ON PUSH BUTTONS FOR EASE OF OPERATION AND INSTRUCT PASSENGERS HOW TO USE BOTH REARS OF EXIT.
6. SEAT BELTS- INSTRUCT PASSENGERS TO SECURE SEATS AND SECURE USE OF SEAT BELTS.
7. APPLIANCES- TURN OFF AND LATCH OR LOCK DOWN WHEN PROVIDED.
8. LODE PANELS- OPERATE CAREFULLY.
9. UTILITY SUPPLY LINES- DISCONNECT ALL ELECTRIC, GASES AND WATER LINES AND SECURE PROPERLY.
10. ENTRANCE DOOR STEP- PLACE IN RETRACTED POSITION FOR TRAVELING.

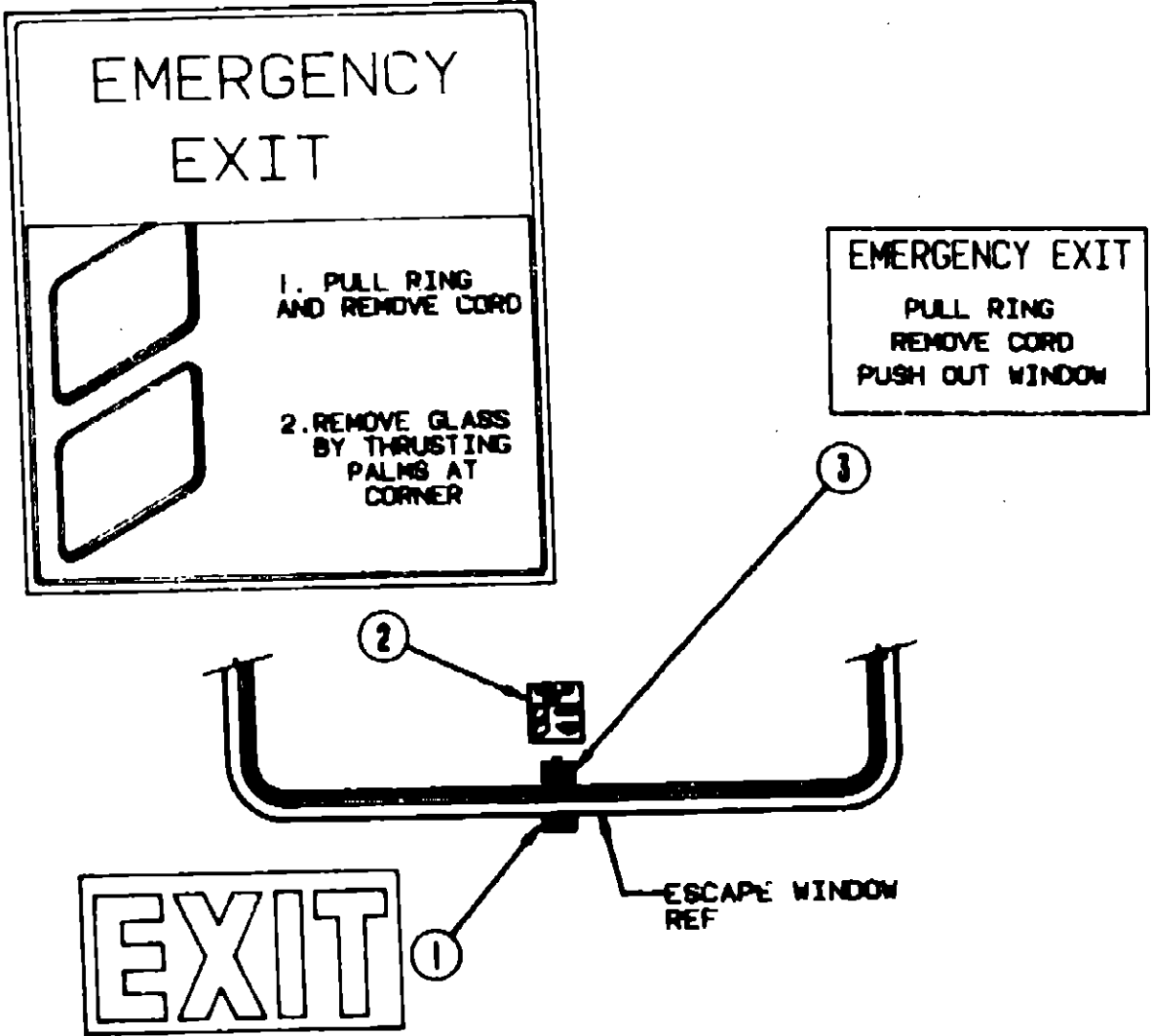
READ YOUR KITCHEN HOLE AND CHASSIS OWNER'S MANUAL FOR FURTHER PRECAUTIONS

Key	Part Number	U/M	Description
1	087207-05-000	EA	Label - Fuel Cap Removal
2	099089-01-000	EA	Label - Warning - Cancer/Toxicity (California Code)
3	058258-01-000	EA	Label - Safety Check List



Key	Part Number	U/M	Description
1	040844-01-000	EA	Label - Open

LABELS GROUP (CONTINUED)



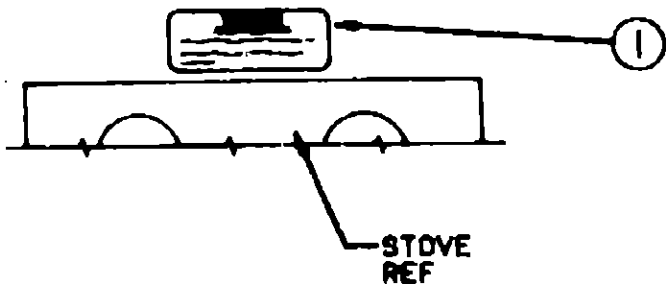
Key	Part Number	U/M	Description
1	038280-01-000	EA	Label - Warning - Exit
2	047731-01-000	EA	Label - Emergency Exit
3	008199-01-000	EA	Label - Exit - Escape Window

WARNING

IT IS NOT SAFE TO USE CHIMNEY APPLIANCE FOR HEATING

CHIMNEY APPLIANCE NEED FRESH AIR FOR SAFE OPERATION BEFORE OPERATION.

1. OPEN CHIMNEY VENT OR TURN ON EXHAUST FAN AND;
2. OPEN WINDOW.



Key	Part Number	U/M	Description
1	060225-01-000	EA	Label - Warning - Stove Vent (USA)
1	060222-01-000	EA	Label - Warning - Stove Vent (CSA)

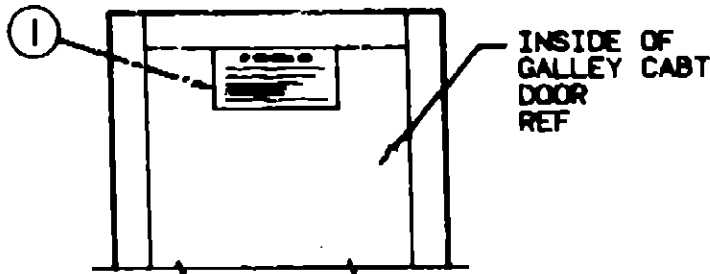
WINNEBAGO
TABLE OF CONTENTS

INTRODUCTION	A-01 - A-02
ABBREVIATIONS	A-03
ALPHABETICAL/GROUP REFERENCE	A-04 - A-08
WCM27RQ	A-07 - E-15
WKM40RQ	E-17 - I-22

1990 WCM27RQ INDEX

Floor Plan	A-07 - A-08
Accessories Group	A-09 - A-11
Bath Group	A-12 - A-13
Bedroom Group	A-14 - A-18
Chassis Group	A-19 - B-06
Curtain, Cushion & Pad Group	B-07 - B-18
Dinette Group	B-19 - B-21
Driver's Compartment Group	B-22 - C-02
Electrical Group	C-03 - C-08
Exterior Body Group	C-07 - C-15
Galley Group	C-16 - C-19
Heating & Air Conditioning Group	C-20 - C-21
Interior Finish Group	C-22 - C-23
Labels Group	C-24 - D-08
LP Group	D-09
Lounge Group	D-10 - D-12
Sealants & Fasteners Group	D-13 - D-14
Water & Sewage Group	D-15 - D-17
Window, Vent & Exterior Door Group	D-18 - E-15


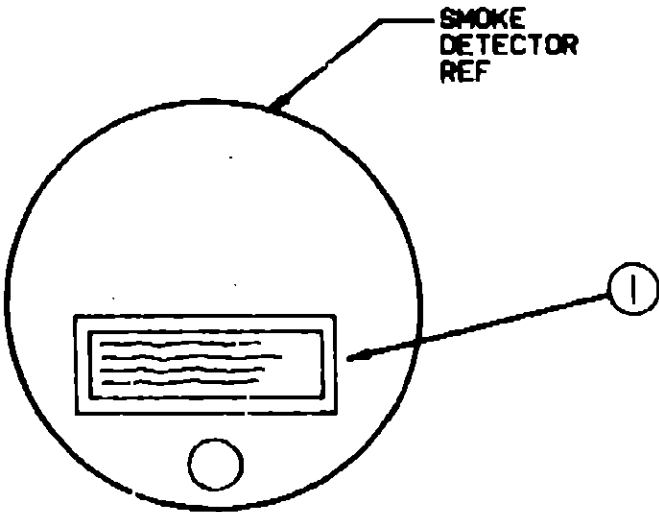
LABELS GROUP (CONTINUED)



IF YOU SMELL GAS

1. EXTINGUISH ANY OPEN FLAME, PILOT LIGHTS AND ALL OTHERS.
2. SHUT OFF THE GAS SUPPLY AT THE TANK VALVE OR GAS SUPPLY CONNECTION.
3. OPEN DOORS AND OTHER VENTILATING DEVICES.
4. DO NOT TOUCH ELECTRICAL SWITCHES.
5. LEAVE THE AREA UNTIL GASES CLEAR.
6. HAVE THE GAS SYSTEM CHECKED AND LEAKAGE SOURCE CORRECTED BEFORE LIGHTS AGAIN.

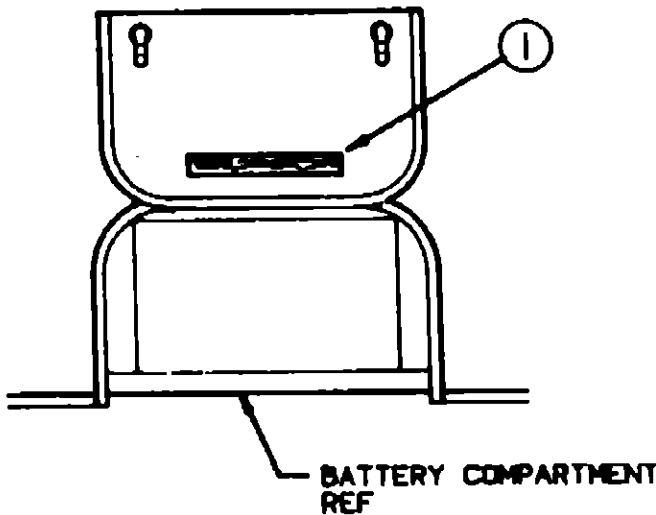
Key	Part Number	U/M	Description
1	073998-01-00	EA	Label - LP Gas Odor Warning



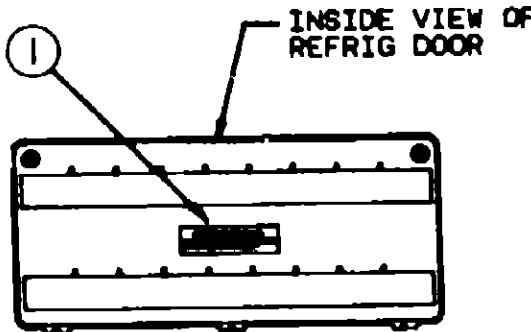
Key	Part Number	U/M	Description
1	077956-01-000	EA	Label - Warning - Smoke Detector

LABELS GROUP (CONTINUED)

WARNING DISCONNECT BATTERIES BEFORE CONNECTING EXTERNAL CHARGING EQUIPMENT.



Key	Part Number	U/M	Description
1	065748-01-000	EA	Label - Caution - Battery Charging



Key	Part Number	U/M	Description
1	070905-02-000	EA	Label - Refrigerator Combustion Air

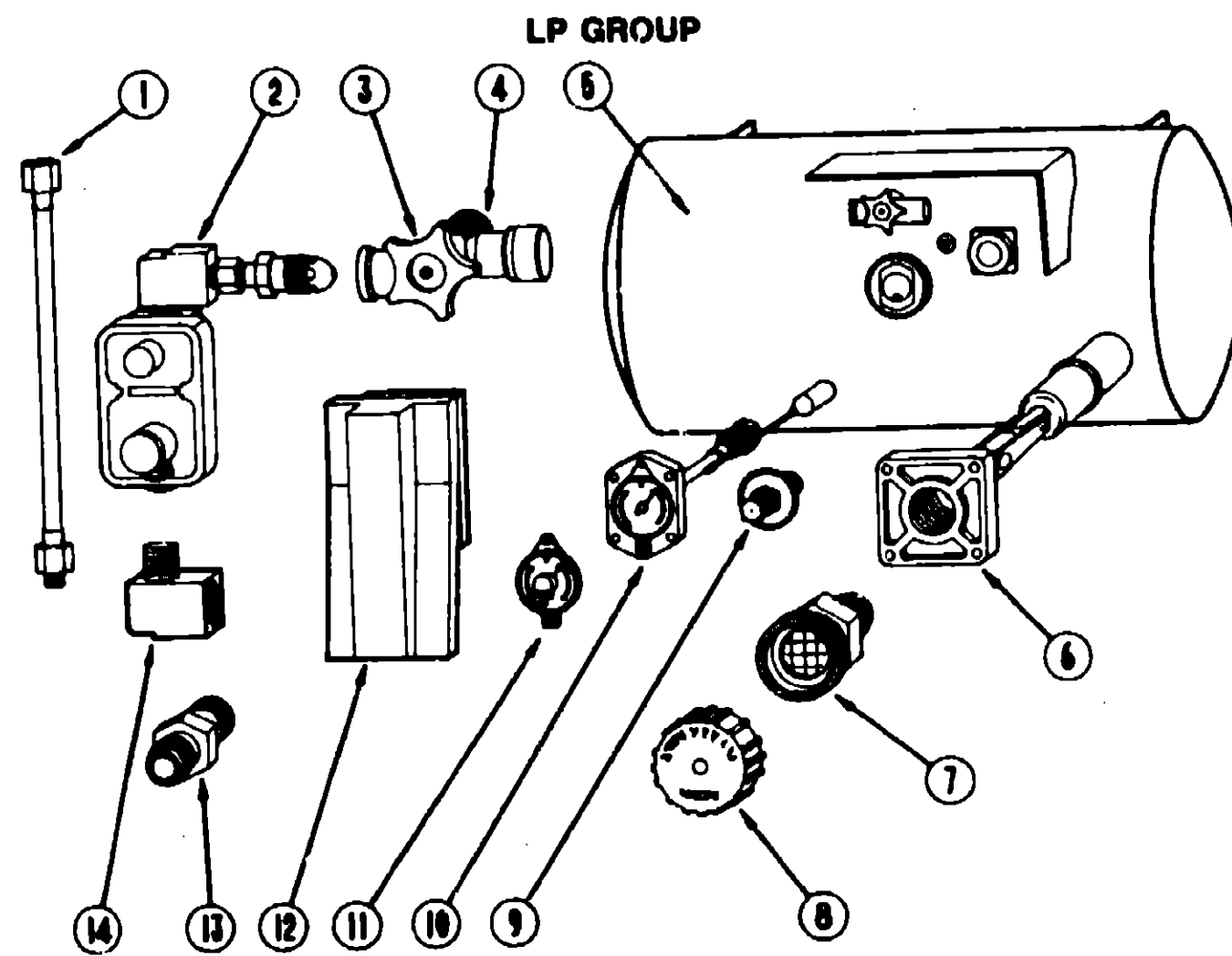
Key	Part Number	U/M	Description
	006064-01-000	EA	Label - Seat w/o Seat Belt (USA)
	006064-02-000	EA	Label - Seat w/o Seat Belt (CSA)
	035709-01-000	EA	Label - Warning - No Storage
	074983-01-000	EA	Label - Air Conditioner Selector Switch
	091224-02-000	EA	Label - Trailer Lighting
	091243-01-000	EA	Label - Air Conditioner Cover
	099509-01-000	EA	Label - Awning Installation

WINNEBAGO
TABLE OF CONTENTS

INTRODUCTION	A-01 - A-02
ABBREVIATIONS	A-03
ALPHABETICAL/GROUP REFERENCE	A-04 - A-06
WCM27RQ	A-07 - E-15
WKM40RQ	E-17 - I-22

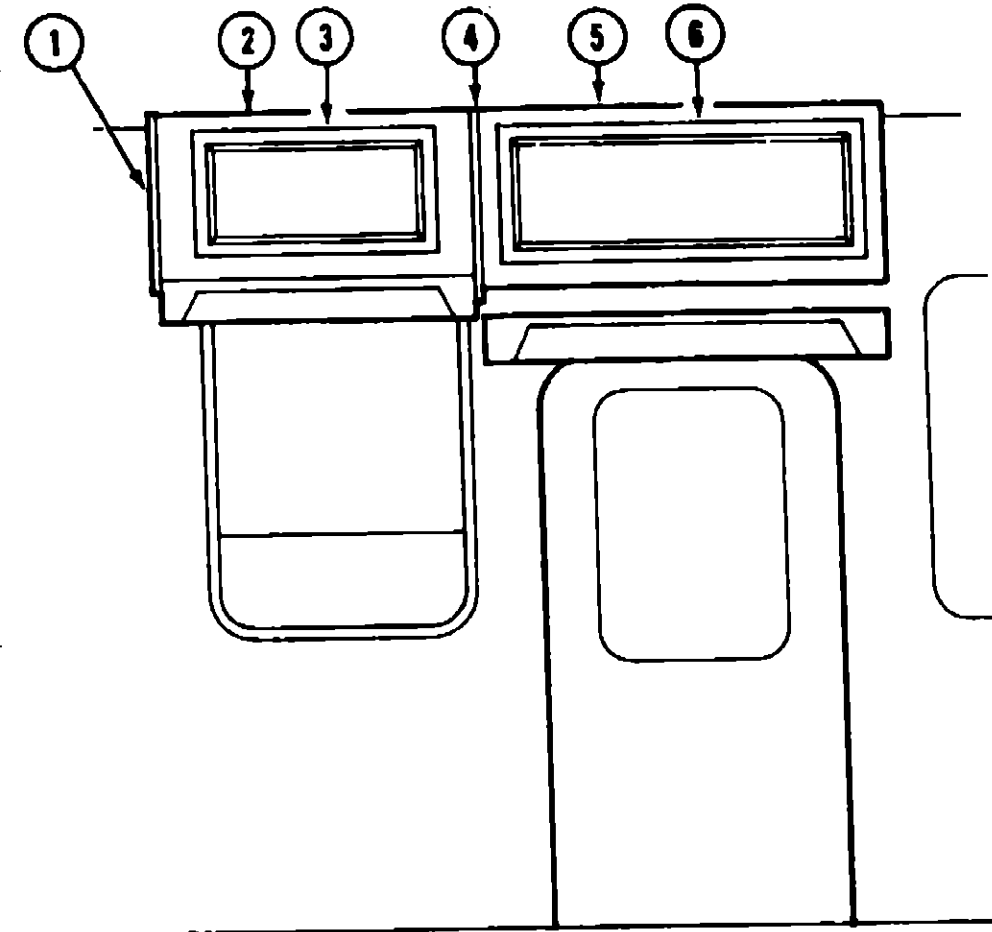
1990 WCM27RQ INDEX

Floor Plan	A-07 - A-08
Accessories Group	A-09 - A-11
Bath Group	A-12 - A-13
Bedroom Group	A-14 - A-16
Chassis Group	A-19 - B-06
Curtain, Cushion & Pad Group	B-07 - B-16
Dinette Group	B-19 - B-21
Driver's Compartment Group	B-22 - C-02
Electrical Group	C-03 - C-06
Exterior Body Group	C-07 - C-15
Galley Group	C-16 - C-19
Heating & Air Conditioning Group	C-20 - C-21
Interior Finish Group	C-22 - C-23
Labels Group	C-24 - D-08
LP Group	D-09
Lounge Group	D-10 - D-12
Sealants & Fasteners Group	D-13 - D-14
Water & Sewage Group	D-15 - D-17
Window, Vent & Exterior Door Group	D-18 - E-16



Key	Part Number	U/M	Description
1	045703-01-000	EA	Hose Asm. - LP - 3/8" ID x 24" (USA)
1	045703-02-000	EA	Hose Asm. - LP - 3/8" ID x 24" (CSA)
2	076301-01-000	EA	Regulator - Two Stage
3	040421-01-706	EA	Handwheel - Service Valve
4	040421-01-703	EA	Service Valve - Vapor Relief
5	066253-01-000	EA	LP Tank - 60 Pound - 16" Dia. x 30"
6	040421-01-711	EA	Inner Tank Valve - 80% Fill
7	040421-01-701	EA	Fill Valve
8	040421-01-702	EA	Fill Valve Cap
9	040421-01-700	EA	Liquid Level Gauge
10	040421-01-707	EA	Float Gauge
11	040440-02-000	EA	Dial - Visible Face - Float Gauge (w/Electric Transmitter)
12	061938-01-000	EA	Cover - LP Regulator
13	010329-01-000	EA	Adapter - Brass - 1/2" F x 1/2" MPT
14	065318-02-000	EA	Elbow - Brass - 90° - 3/8" MPT x 3/8" FPT
	065741-01-000	EA	Gauge - Diaphragm Pressure - Test Leak (Manometer)
	010644-01-000	FT	Pipe - Black Steel - 1/2" ID
	010515-01-000	EA	Elbow - Black Steel - 1/2" ID x 90°
	010536-01-000	EA	Tee - Black Steel - 1/2" ID
	010589-01-000	EA	Nipple - Black Steel - 1/2" ID x 1 1/2" Long
	057042-01-000	EA	Cross - Black Steel - 1/2" ID
	063380-01-000	EA	Coupler - Black Steel - 1/2" ID to 3/8" ID
	010473-01-000	FT	Copper Tubing - 3/8" OD
	010474-01-000	EA	Copper Tubing - 1/2" OD
	010271-01-000	EA	Elbow - Brass - 90° - 1/2" F x 1/2" MPT
	010377-02-000	EA	Nut - Brass - 3/8" F
	010380-02-000	EA	Nut - Brass - 1/2" F
	008042-01-000	FT	Vinyl Tubing - .85" ID
	016188-03-000	EA	Grommet - 3/8" - 2.5" Long
	016188-04-000	EA	Grommet - 1/2" - 2.5" Long
	016188-05-000	EA	Grommet - 3/8" - 1.25" Long

LOUNGE GROUP



Key	Part Number	U/M	Description
1	061325-04-W30	EA	End Cap Asm. - Overhead Cabinet
2	M89171-02-AB1	EA	Cabinet Asm. - Overhead - w/o Door
3	M88304-16-AB1	EA	Door Asm. - Overhead Cabinet - w/o Hardware
4	061325-01-W30	EA	End Cap Asm. - Overhead Cabinet
5	M88046-01-AB1	EA	Cabinet Asm. - Overhead - w/o Door
6	M88304-30-AB1	EA	Door Asm. - w/o Hardware

OVERHEAD CABINETRY - PASSENGER SIDE LOUNGE

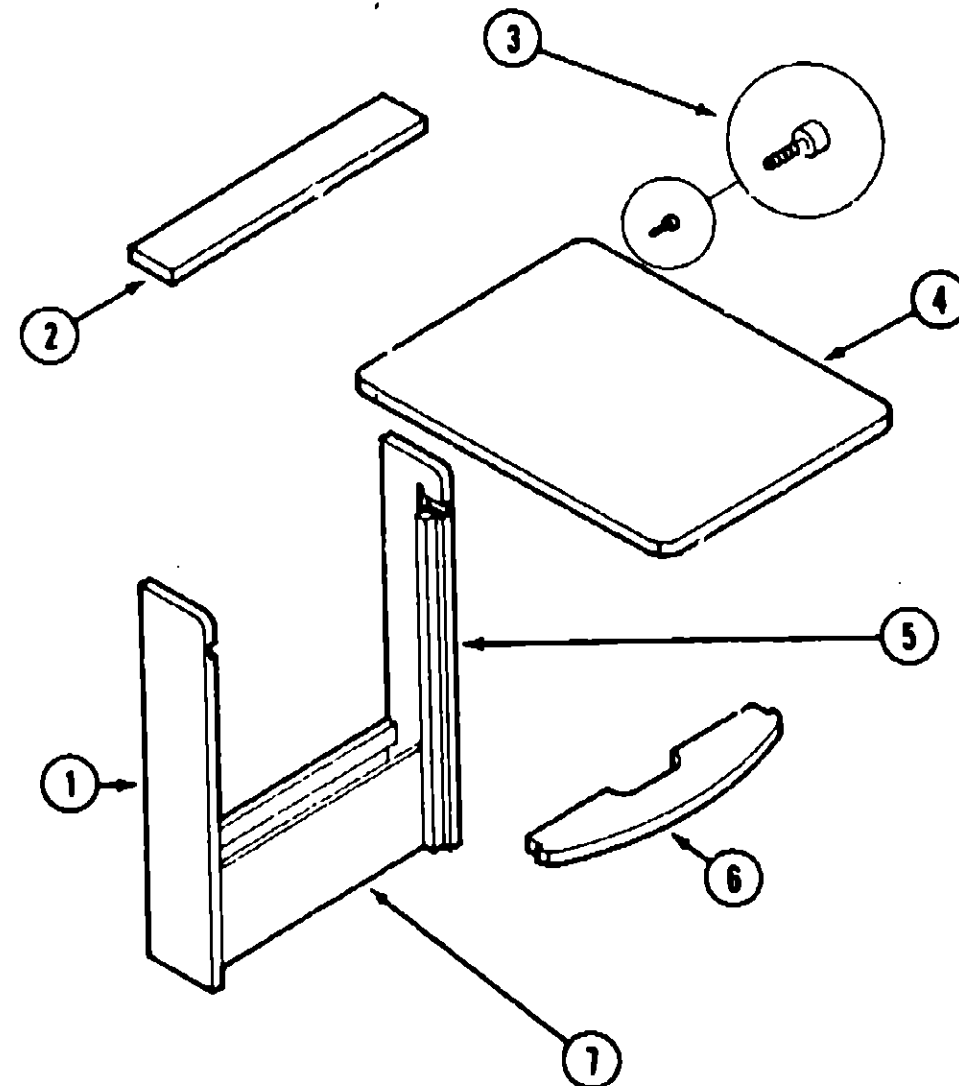
WINNEBAGO TABLE OF CONTENTS

INTRODUCTION	A-01 - A-02
ABBREVIATIONS	A-03
ALPHABETICAL/GROUP REFERENCE	A-04 - A-06
WCM27RQ	A-07 - E-15
WKM40RQ	E-17 - I-22

1990 WCM27RQ INDEX

Floor Plan	A-07 - A-08
Accessories Group	A-09 - A-11
Bath Group	A-12 - A-13
Bedroom Group	A-14 - A-16
Chassis Group	A-19 - B-06
Curtain, Cushion & Pad Group	B-07 - B-18
Dinette Group	B-19 - B-21
Driver's Compartment Group	B-22 - C-02
Electrical Group	C-03 - C-06
Exterior Body Group	C-07 - C-15
Galley Group	C-16 - C-19
Heating & Air Conditioning Group	C-20 - C-21
Interior Finish Group	C-22 - C-23
Labels Group	C-24 - D-06
LP Group	D-08
Lounge Group	D-10 - D-12
Sealants & Fasteners Group	D-13 - D-14
Water & Sewage Group	D-15 - D-17
Window, Vent & Exterior Door Group	D-18 - E-15

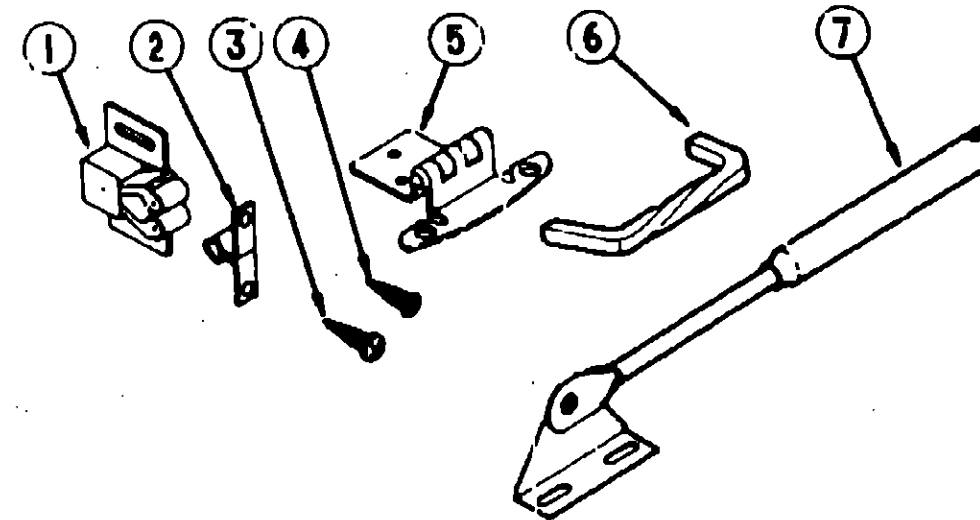
LCUNGE GROUP (CONTINUED)



PULLOUT TABLE

Key	Part Number	U/M	Description
1	096873-14-AB1	EA	Table Cabinet End - Left
2	096873-15-AB6	EA	Table Cabinet Top
3	079921-01-000	EA	Nylon Roller w/Shaft
4	096873-11-AB6	EA	Pullout Table
	080736-01-000	EA	Table Pull
5	096873-13-AB1	EA	Table Cabinet End - Right
6	096873-12-AB6	EA	Shelf
7	096873-16-AB6	EA	Table Cabinet Front - Bottom
	009016-01-000	EA	Catch Arm - Single Roller
	076325-27-000	FT	Molding - Edge () End - Regal Oak

LOUNGE GROUP (CONTINUED)



CABINET HARDWARE (DOORS & CABINETS)

Key	Part Number	U/M	Description
1	093586-03-000	EA	Roller Catch (Doors)
2	093586-04-000	EA	Steel Strike (Doors)
3	000G88-06-10G	EA	Screw - #6 - 18 x .625\" POH - Antique Brass - Hinge to Cabinet
4	000G13-06-10G	EA	Screw - #6 - 20 x .625\" PFH - Antique Brass - Hinge to Door
5	059777-02-000	EA	Hinge - Burnished Brass
6	096645-01-000	EA	Pull Handle
7	07493-02-000	EA	Door Support

WINNEBAGO TABLE OF CONTENTS

INTRODUCTION	A-01 - A-02
ABBREVIATIONS	A-03
ALPHABETICAL/GROUP REFERENCE	A-04 - A-06
WCM27RQ	A-07 - E-15
WKM40RQ	E-17 - I-22

1990 WCM27RQ INDEX

Floor Plan	A-07 - A-08
Accessories Group	A-09 - A-11
Bath Group	A-12 - A-13
Bedroom Group	A-14 - A-16
Chassis Group	A-19 - B-06
Curtain, Cushion & Pad Group	B-07 - B-16
Dinette Group	B-19 - B-21
Driver's Compartment Group	B-22 - C-02
Electrical Group	C-03 - C-06
Exterior Body Group	C-07 - C-15
Galley Group	C-16 - C-19
Heating & Air Conditioning Group	C-20 - C-21
Interior Finish Group	C-22 - C-23
Labels Group	C-24 - D-06
L.P. Group	D-09
Lounge Group	D-10 - D-12
Sealants & Fasteners Group	D-13 - D-14
Water & Sewage Group	D-15 - D-17
Window, Vent & Exterior Door Group	D-18 - E-15

SEALANTS & FASTENERS

SCREWS & FASTENERS

Key	Part Number	U/M	Description
	000C13-07-488	EA	Bolt - Hex - 7/16 - 20 x 3 - Zn 5
	000C26-05-208	EA	Bolt - Hex - Ser Flg 5/16 - 18 x 1 1/4" - Zinc
	000D24-10-008	EA	Nut - Hex - Locking - 10-32 - Zn
	000D39-05-008	EA	Nut - Hex - Ser Flg Lk - 5/16 - 18 - Zn
	000D39-08-008	EA	Nut - Hex - Ser Flg Lk - 3/8 - 16 - Zn
	000D39-08-008	EA	Nut - Hex - Ser Flg Lk - 1/2 - 13 - Zn
	000D44-07-008	EA	Nut - Hex - Ser Flg Lk - 7/16 - 20 - Zn
	000E13-11-008	EA	Washer - Flat - 3/16" Wide - Zn
	000G11-06-10J	EA	Screw - 6 - 20 x 5/8 PPH - Brass
	000G11-07-088	EA	Screw - 7 - 19 x 1/2 PPH - Zn
	000G11-08-088	EA	Screw - 8 - 18 x 3/8 PPH - Zn
	000G11-08-128	EA	Screw - 8 - 18 x 3/4 PPH - Zn
	000G11-08-12D	EA	Screw - 8 - 18 x 3/4 PPH - Black
	000G11-08-12P	EA	Screw - 8 - 18 x .75 - Dark Brown
	000G11-08-12R	EA	Screw - 8 - 18 x .75 PPH - Beige
	000G11-08-12S	EA	Screw - 8 - 18 x .75 PPH - Off White
	000G11-08-16S	EA	Screw - 8 - 18 x 1.00 PPH - Off White
	000G11-10-12D	EA	Screw - 10 - 16 x 3/4 PPH - Black
	000G11-10-24P	EA	Screw - 10 - 16 x 1 1/2 PPH - Dark Brown
	000G12-08-12S	EA	Screw - 8 - 18 x .75 POH - Off White
	000G12-08-16S	EA	Screw - 8 - 18 x 1" POH - Off White
	000G13-08-088	EA	Screw - 8 - 20 x 1/2 PFH - Zn
	000G13-08-10G	EA	Screw - 8 - 20 x 5/8 PFH - Antique Brass
	000G13-07-12B	EA	Screw - 7 - 19 x 3/4 PFH - Zn
	000G13-08-168	EA	Screw - 8 - 18 x 1 PFH - Zn
	000G18-08-12B	EA	Screw - Machine - 8 - 32 x 3/4" PPH - Zn
	000G18-08-168	EA	Screw - Machine - 8 - 32 x 1 PPH - Zn
	000G18-08-22B	EA	Screw - Machine - 8 - 32 x 1 1/8 PPH - Zn
	000G39-08-08B	EA	Screw - SF/DR 8 - 18 x 1/2 PPH - Zn
	000G39-08-08R	EA	Screw - SF/DR 8 - 18 x 1/2 PPH - Beige
	000G39-08-12B	EA	Screw - SF/DR 8 - 18 x 3/4 PPH - Zn
	000G39-08-12R	EA	Screw - SF/DR 8 - 18 x 3/4 PPH - Beige
	000G39-08-16S	EA	Screw - SF/DR 8 - 18 x 1.00 PPH - Off White
	000G39-08-24B	EA	Screw - SF/DR 8 - 18 x 1 1/2 PPH - Zn
	000G39-08-24S	EA	Screw - SF/DR 8 - 18 x 1.50 PPH - Off White
	000G39-10-10S	EA	Screw - SF/DR 10 - 16 x .62" PPH - Off White
	000G39-10-12D	EA	Screw - SF/DR 10 - 16 x 3/4 PPH - Black
	000G39-10-20B	EA	Screw - SF/DR 10 - 16 x 1 1/4 PPH - Zn
	000G42-04-16D	EA	Screw - SF/DR 1/4 - 14 x 1 HWH - Zn
	000G53-04-08B	EA	Screw - Machine - 1/4 - 20 x 3/8 PPH - Zn
	000G54-04-20B	EA	Screw - 1/4 - 20 x 1 1/4 PTH Typ 23 - Zn
	000G67-10-08B	EA	Screw - 10 - 12 x 1/2 PPH - Zn
	000G67-10-08R	EA	Screw - 10 - 12 x 1/2 PPH - Beige - Type A
	000G67-10-10B	EA	Screw - 10 - 12 x 5/8 PPH - Zn - Type A
	000G67-10-10R	EA	Screw - 10 - 12 x 5/8 PPH - Beige - Type A
	000G67-10-12B	EA	Screw - 10 - 12 x 3/4 PPH - Zn
	000G67-10-12P	EA	Screw - 10 - 12 x .75 PPH - Dark Brown
	000G67-10-12D	EA	Screw - 10 - 12 x .75 PPH - Tan
	000G67-10-24B	EA	Screw - 10 - 12 x 1 1/2 PPH - Zn
	000G67-10-32B	EA	Screw - 10 - 12 x 2 PPH - Zn
	000G68-06-10G	EA	Screw - 8 - 18 x 5/8 POH - Antique Brass
	000H16-04-08R	EA	Rivet - Pop - AL 1/8 x .313 - .375
	005081-01-000	EA	Nut - Speed - C Type - No. 8 Screw
	062401-02-000	EA	Clamp - Hose - Wormgear - 1.56" - 2.5"
	062401-08-000	EA	Clamp - Hose - Wormgear - .22" x .62"
	007161-01-000	EA	Clamp - Hose - Spring Type - 1/2"
	008343-01-000	EA	Tie - Wire - 8"
	008388-01-000	EA	Grommet - Snap - 3/8
	008401-01-000	EA	Strap - Conduit - 3/4" - 1 Hole - Galvanized Steel

SEALANTS & FASTENERS GROUP (CONTINUED)

SCREWS & FASTENERS (CONTINUED)

Key	Part Number	U/M	Description
	010495-01-000	EA	Clamp - Cable - 9/16"
	010497-01-000	EA	Clamp - Closed - 5/8" ID
	010497-03-000	EA	Clamp - Closed - 1 ID - Cushioned
	010499-01-000	EA	Clamp - Closed - 3/8" ID
	018604-01-000	EA	Brace - Cabinet - Angled Metal - 2.5"
	083609-01-000	EA	Clamp - Wire Dual - Equal 5/8" Dia.
	084884-01-000	EA	Plug - Brass - 3/8"
	087721-01-000	EA	Screw - Flat Head - Tapping - 1/4 x 1 1/4 LG - Zn
	089371-01-000	EA	Screw - Machine - 8 - 32 x 3 5/16 - Zn
	075148-02-000	EA	Clamp - Grounding - Bronze Screws
	075908-01-000	EA	Screw - Machine - 10 - 32 x .56 PTH - Zn
	049485-04-000	EA	Screw - 10 - 16 x 1 PTH w/Washer - Beige
	076790-01-000	EA	Screw - 8 - 20 x 1 1/4 PPH - Black
	063729-04-000	EA	Rivet - 10 - 32 UNF - .010 - .060

SEALANTS & ADHESIVES

Key	Part Number	U/M	Description
	004020-01-000	QT	Adhesive - ABS Cement (Plastic Fittings)
	004005-02-000	GL	Adhesive - Swifts - Glue (Sidewalls)
	053768-07-000	EA	Bedding Compound - Tube - Beige (Exterior)
	053776-08-000	EA	Bedding Compound - Tube - Clear (Window)
	053766-08-000	EA	Bedding Compound - Tube - Gray (Exterior)
	102352-01-000	EA	Bedding Compound - Tube - Black (Luggage Compartment)
	063786-02-000	EA	Bedding Compound - Tube - Off White (Exterior)
	002328-02-000	EA	Block - Rubber Spacer (Windshield)
	077987-01-000	EA	Sealant - Acrylic Latex - Tube - Off White (Interior Sealant)
	034552-04-000	EA	Sealant - Silicone - Beige
	034552-02-000	EA	Sealant - Silicone - Clear
	034552-07-000	EA	Sealant - Silicone - Dark Gray
	034552-06-000	EA	Sealant - Silicone - Off White
	039518-01-000	EA	Sealant Silicone - Black
	069640-01-000	FT	Sealer Ribbon - .25" Bead x 20'
	069640-02-000	FT	Sealer Ribbon - .5" x .125" x 30'
	069640-03-000	FT	Sealer Ribbon - .75" x .125" x 30'
	069640-09-000	FT	Sealer Ribbon - 1/32" x 2.5" x 30'
	069640-06-000	FT	Sealer Ribbon - 5/16" Bead x 15'
	069640-07-000	FT	Sealer Ribbon - 2" x 3/32" x 30'
	069640-10-000	FT	Sealer Ribbon - 1/32" x 1.5" x 100'
	002707-02-000	FT	Sealer Tape - 5/16" x 1/2"
	102353-01-700	EA	Seam Sealer - Tube - Gray (Roof Seams)
	094401-01-000	EA	Seam Sealer - Tube - Clear (Cap to Sidewall)
	102353-01-700	EA	Seam Sealer - Tube - Aluminum (Roof)
	063642-01-000	FT	Tape - Adhesive - .10mm x 1.5" Wide
	036686-01-000	EA	Tape - Butyl - .31" x .31" x 148" (Windshield)
	076322-01-000	FT	Tape - Foam - Double Coated - .025 x .75 x 72' (Fiberglass Sidewall Seams)
	076322-02-000	FT	Tape - Foam - Double Coated - .045 x 1" (Fiberglass Sidewall Seams)
	100028-01-000	FT	Tape - Foam - Double Coated - .031 x .75 x 72' (Non-Structural Fastening)
	009200-01-000	EA	Tape - Foam - 1.5"
	002825-01-000	FT	Weather Stripping (Roof Vent)
	081377-01-700	EA	Adhesive - Cyanoacrylate - 10GM

WINNEBAGO TABLE OF CONTENTS

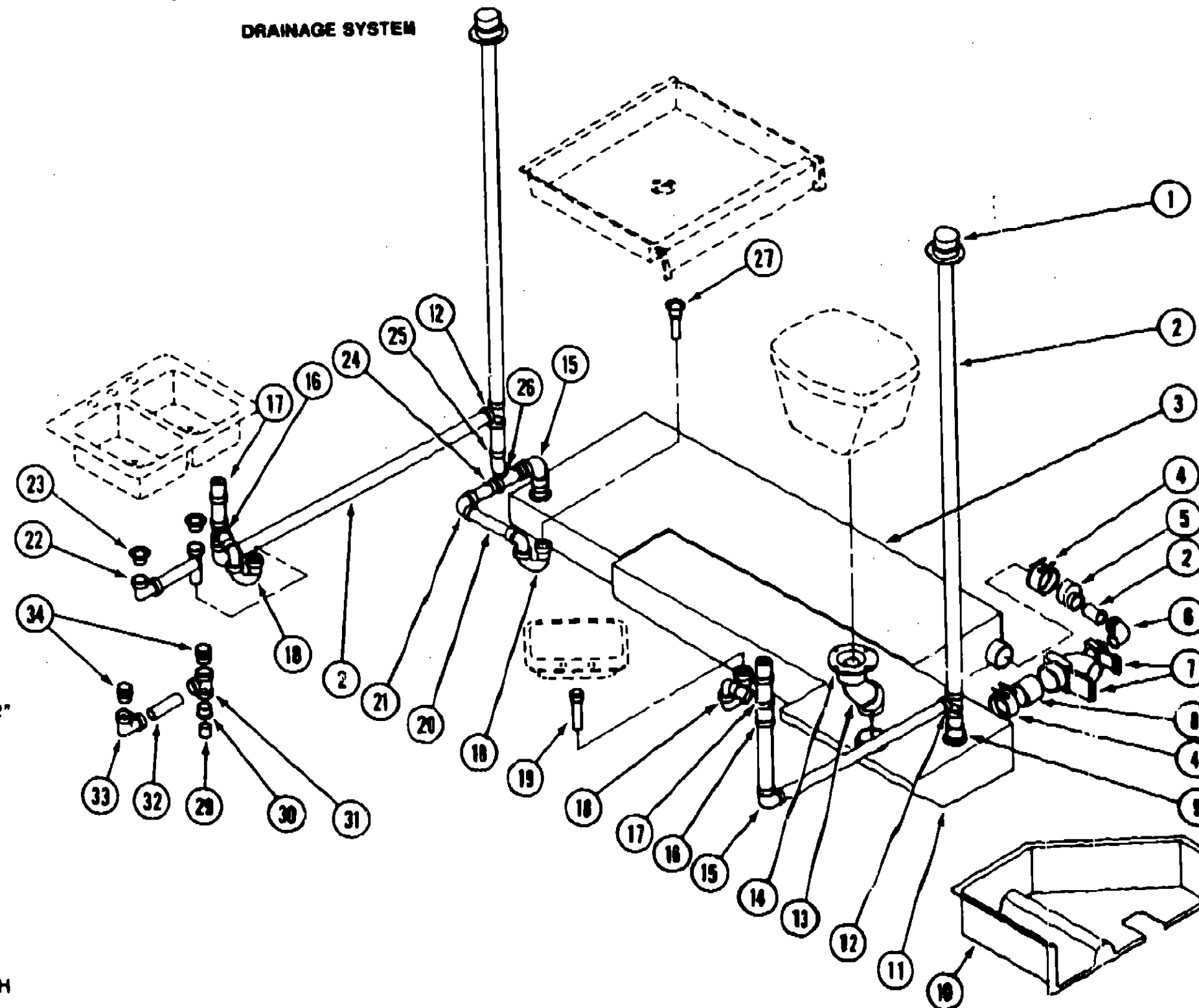
INTRODUCTION	A-01 - A-02
ABBREVIATIONS	A-03
ALPHABETICAL/GROUP REFERENCE	A-04 - A-08
WCM27RQ	A-07 - E-15
WKM40RQ	E-17 - I-22

1990 WCM27RQ INDEX

Floor Plan	A-07 - A-08
Accessories Group	A-09 - A-11
Bath Group	A-12 - A-13
Bedroom Group	A-14 - A-18
Chassis Group	A-19 - B-06
Curtain, Cushion & Pad Group	B-07 - B-18
Dinette Group	B-19 - B-21
Driver's Compartment Group	B-22 - C-02
Electrical Group	C-03 - C-06
Exterior Body Group	C-07 - C-15
Galley Group	C-16 - C-19
Heating & Air Conditioning Group	C-20 - C-21
Interior Finish Group	C-22 - C-23
Labels Group	C-24 - D-08
LP Group	D-09
Lounge Group	D-10 - D-12
Sealants & Fasteners Group	D-13 - D-14
Water & Sewage Group	D-15 - D-17
Window, Vent & Exterior Door Group	D-18 - E-15

WATER & SEWAGE GROUP

DRAINAGE SYSTEM



CONTINUOUS WASTE (CANADA)

Key	Part Number	U/M	Description
29		FT	Plastic Pipe - 1 1/4"
30	010121-01-000	EA	Bushing Adapter - 1 1/2" x 1 1/4" H
31	010071-01-000	EA	Tee - 1 1/2" H x 1 1/2" H x 1 1/2" H
32		FT	Plastic Pipe - 1 1/2"
33	037101-02-000	EA	Elbow - 1 1/4" 90° Vent x 1 1/2" H
34	033302-02-000	EA	Adapter

WINNEBAGO TABLE OF CONTENTS

INTRODUCTION	A-01 - A-02
ABBREVIATIONS	A-03
ALPHABETICAL/GROUP REFERENCE	A-04 - A-06
WCM27RQ	A-07 - E-16
WKM40RQ	E-17 - I-22

1990 WCM27RQ INDEX

Floor Plan	A-07 - A-08
Accessories Group	A-09 - A-11
Bath Group	A-12 - A-13
Bedroom Group	A-14 - A-16
Chassis Group	A-19 - B-06
Curtain, Cushion & Pad Group	B-07 - B-16
Dinette Group	B-19 - B-21
Driver's Compartment Group	B-22 - C-02
Electrical Group	C-03 - C-06
Exterior Body Group	C-07 - C-15
Galley Group	C-16 - C-19
Heating & Air Conditioning Group	C-20 - C-21
Interior Finish Group	C-22 - C-23
Labels Group	C-24 - D-06
LP Group	D-09
Lounge Group	D-10 - D-12
Sealants & Fasteners Group	D-13 - D-14
Water & Sewage Group	D-15 - D-17
Window, Vent & Exterior Door Group	D-18 - E-15

Key	Part Number	U/M	Description
1	063558-01-000	EA	Vent Cap
2		FT	Plastic Pipe - 1 1/2" (US)
2		FT	Plastic Pipe - 1 1/2" (CSA)
3	069067-01-000	EA	Holding Tank - 38 Gallon
4	078406-01-000	EA	Coupling - 3" Rubber
5	062422-01-000	EA	Reducer Adapter - Offset - 3" x 1 1/2"
6	033761-01-000	EA	Street Elbow - 1 1/2" H x 90°
7	070916-01-000	EA	Dual Valve Arm. - 3" x 1 1/2"
8		FT	Plastic Pipe - 3" (US)
8		FT	Plastic Pipe - 3" (CSA)
9	010115-01-000	EA	Pipe Coupling - 1 1/2" H x 1 1/2" H
10	060592-03-X14	EA	Sewage Compartment
11	069066-01-000	EA	Holding Tank - 26 Gallon
12	010071-01-000	EA	Tee - 1 1/2" H x 1 1/2" H x 1 1/2" H
13	010061-01-000	EA	Elbow - Street - 45° - 3"
	061607-02-000	EA	Pipe Grommet - 3"
14	063641-01-000	EA	Close Flange (US)
14	063641-02-000	EA	Close Flange (CSA)
15	010006-01-000	EA	Elbow - 1 1/2" H x 1 1/2" H x 90°
16	010079-01-000	EA	Tee - 1 1/2" H x 1 1/2" H x 1 1/4" H
17	079968-01-000	EA	Vent Arm.
18	011066-03-000	EA	P-Trap (US)
18	011066-02-000	EA	P-Trap (CSA)
19	069927-01-701	EA	Plastic Tailpiece
20		FT	Plastic Pipe - 1 1/4" (US)
20		FT	Plastic Pipe - 1 1/4" (CSA)
21	031111-01-000	EA	Elbow - 1 1/4" H x 1 1/4" H x 90°
22	011091-02-000	EA	Continuous Waste Arm. (US)
23	092303-01-000	EA	Sink Strainers
24	010121-01-000	EA	Bushing Adapter - 1 1/2" x 1 1/4" H
25	010051-01-000	EA	Elbow - 45° Street - 1 1/2" H
26	010073-01-000	EA	Wye - 1 1/2" H x 1 1/2" H x 1 1/2" H
27	011066-03-000	EA	Plastic Tailpiece (US)
27	011066-02-000	EA	Brass Tailpiece (CSA)
	062415-01-000	EA	Cap - Sewer Outlet - 3"

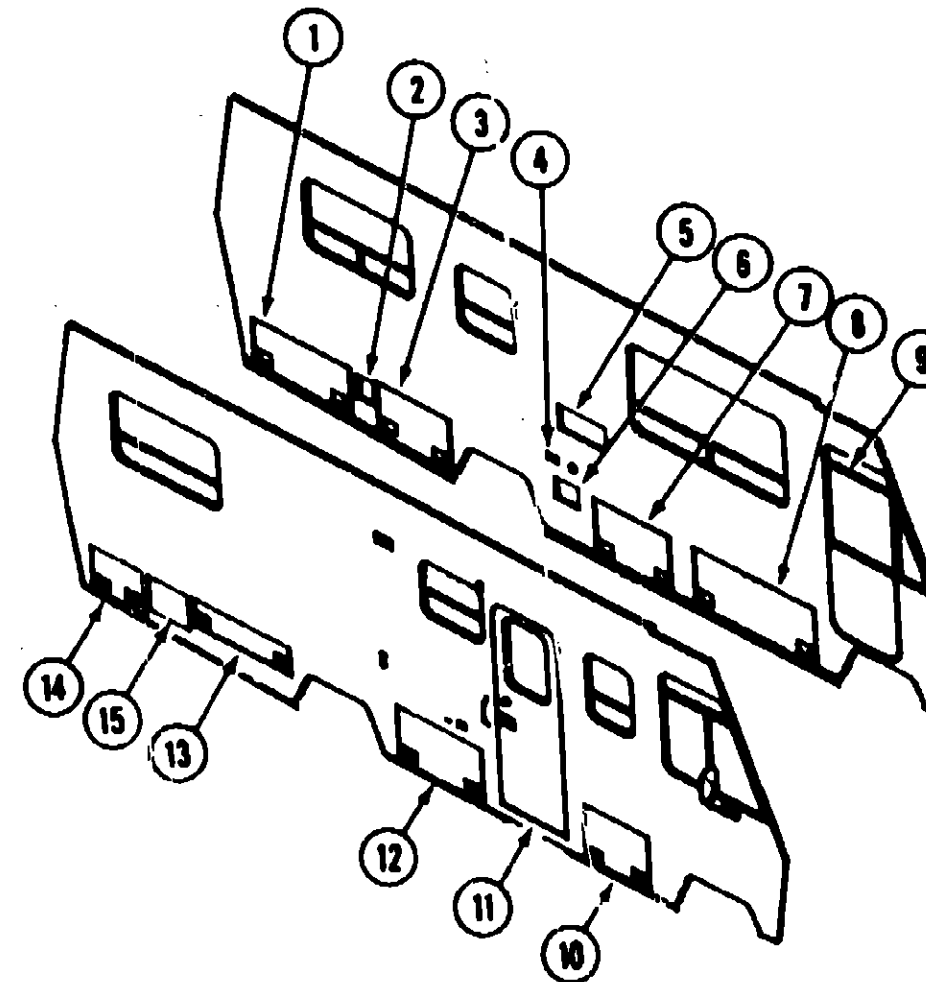
WATER & SEWAGE GROUP (CONTINUED)

WATER LINES & HARDWARE

Key	Part Number	U/M	Description
	075240-05-000	EA	Lavatory Faucet - Brass - USA
	011056-03-000	EA	Lavatory Faucet - CSA
	075241-04-000	EA	Faucet - Shower - Brass - USA
	011056-04-000	EA	Faucet - Shower - Brass - CSA
	011048-07-000	EA	Shower Head - w/80" Hose - USA
	011048-05-000	EA	Shower Head - w/80" Hose - CSA
..	051391-03-100	EA	Water Heater - w/Electronic Ignition
..	051393-01-000	EA	Water Heater - w/Direct Ignition - Motor Aid
	088807-01-000	EA	Water Pump - 2.8 GPM Flow - w/1/2" MPT Fitting - USA
	088807-02-000	EA	Water Pump - 2.8 GPM Flow - w/1/2" MPT Fitting - CSA
	088807-01-737	EA	Motor & Base Plate
	088807-01-701	EA	Drive Asm.
	088807-01-702	EA	Diaphragm
	088807-01-703	EA	Valve Asm.
	088807-01-704	EA	Upper Housing
	088807-01-705	EA	Check Valve Kit
	088807-01-706	EA	Switch Asm. - Complete
	088807-01-700	EA	Pumphead
	089198-02-000	EA	Water Tank - 44 Gallon w/Fittings
	089198-01-000	EA	Water Tank - 44 Gallon w/o Fittings
	077854-02-000	EA	Water Filter/Screen - In Tank
	087200-01-000	EA	Filter - Water Purification (Option 29B)
	087200-02-000	EA	Cartridge - Filter - Water Purification (Option 29B)
	081240-01-000	EA	Water Fill - Lockable - Beige
	079381-01-000	EA	Flexible Tubing - Smooth - 1.25" ID
	062401-02-000	EA	Hose Clamp - Wormgear - 1.56" to 2.5" ID
	087859-02-000	EA	Water Fill - City - Beige
	103108-01-000	EA	Faucet - External Water
	082805-01-000	EA	Bracket - External Water Faucet
	052980-01-000	EA	Valve - Line Drain - 1/2" F x 1/2" F - 2.75"
	052980-02-000	EA	Valve - Line Drain - 1/2" F x 1/2" F - 18"
	052954-01-000	EA	Adapter - Nose Cone - 3/8" or 1/2"
	079317-01-000	EA	Adapter - Swivel - 1/2" Tube x 1/2" FPT
	036522-02-000	EA	Cap - Brass - 1/2" Flare
	052959-03-000	EA	Connector - Plastic - 1/2" F x 3/8" MPT
	052957-01-000	EA	Elbow - Plastic - 1/2" F x 3/8" MPT
	036539-01-000	EA	Elbow - Plastic - 3/8" MPT x 3/8" BARB
	052957-02-000	EA	Elbow - Plastic - 1/2" F x 1/2" MPT
	066120-01-000	EA	Elbow - Plastic - Swivel - 1/2" ID
	010219-01-000	EA	Elbow - Plastic - 1 1/4" MPT x 1 1/4" BARB
	052952-01-000	EA	Nut - Plastic - 1/2" F
	052953-01-000	EA	Nut - Faucet - 1/2" Tube x 1/2" FPT
	042989-02-000	EA	Spinweld Fitting - Plastic - 1/2" NPT
	042989-03-000	EA	Spinweld Fitting - Plastic - 1 1/4" NPT
	042989-04-000	EA	Spinweld Fitting - Plastic - 3/8" FPT
	042989-05-000	EA	Spinweld Fitting - Plastic - 1/2" FPT
	052955-01-000	EA	Tee - Plastic - 1/2" F x 1/2" F x 1/2" MPT
	052958-01-000	EA	Tee - Plastic - 1/2" F x 1/2" F x 1/2" F
	052958-01-000	EA	Tee - Plastic - 1/2" F x 1/2" MPT x 1/2" F
	074483-01-000	EA	Tee - 4 Way - 1/2" Flare
	038800-01-000	FT	Tubing - Polybutyl - 1/2" OD x 20'
	038800-02-000	FT	Tubing - Polybutyl - 5/8" OD x 20'
	074482-02-000	FT	Tubing - Vinyl - 3/8" ID
	091208-01-000	EA	Washer - Rubber - .06" x .75" x .50"

.. The illustrated parts breakdown for this item is provided on the Common Items Fiche.

WINDOW, VENT & EXTERIOR DOOR GROUP



EXTERIOR DOORS

Key	Part Number	U/M	Description
1	087472-15-X14	EA	Door Asm. - Luggage
2	078010-04-000	EA	Door Asm. - Fuel Fill
	042441-01-000	EA	Key Lock Asm. (w/o Keys)
	082684-01-000	EA	Key
3	087472-06-X14	EA	Door Asm. - Sewer
4	081240-01-000	EA	Door Asm. - Water Fill
	042441-01-000	EA	Key Lock Asm. (w/o Keys)
	082684-01-000	EA	Key
5	084103-01-000	EA	Door - Vent - Refrigerator
5	084104-01-000	EA	Jamb - Vent - Refrigerator
6	088794-02-000	EA	Door Asm. - Power Cord (w/Hatch)
7	087448-11-Y15	EA	Door Asm. - Generator
8	087448-04-X14	EA	Door Asm. - Luggage
9	M89487-04-AB1	EA	Door Asm. - Driver
10	087448-01-W81	EA	Door Asm. - Luggage
11	M01870-28-AB1	EA	Door Asm. - Entrance
11	M01870-28-AB2	EA	Door Asm. - Entrance
11	M01870-29-AB3	EA	Door Asm. - Entrance
12	087448-01-W81	EA	Door Asm. - LP
13	087448-02-X14	EA	Door Asm. - Luggage
14	087472-21-AB1	EA	Door Asm. - Luggage
15	052009-02-000	EA	Door Asm. - Water Heater

WINNEBAGO TABLE OF CONTENT'S

INTRODUCTION	A-01 - A-02
ABBREVIATIONS	A-03
ALPHABETICAL/GROUP REFERENCE	A-04 - A-06
WCM27RQ	A-07 - E-15
WKM40RQ	E-17 - I-22

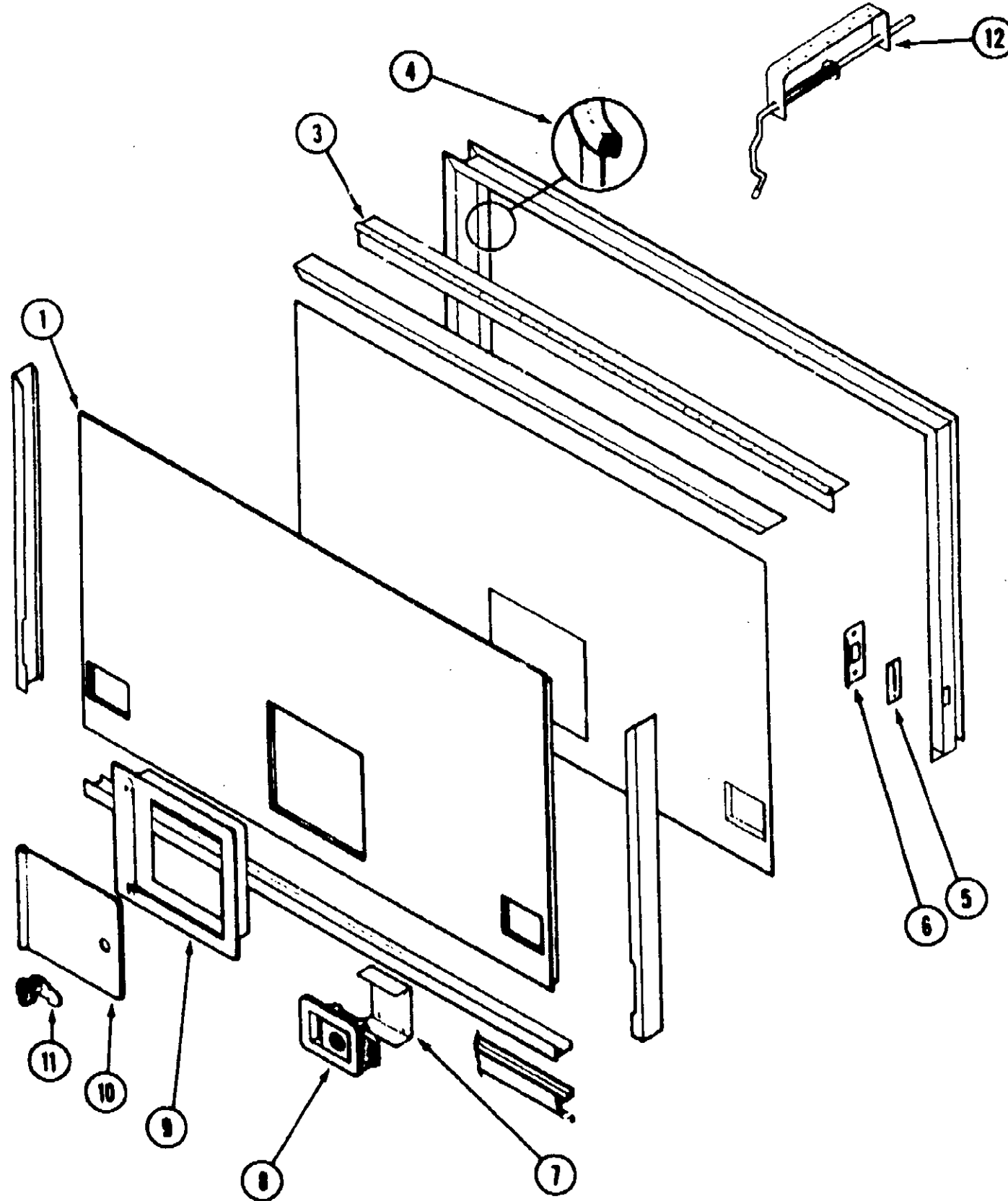
1990 WCM27RQ INDEX

Floor Plan	A-07 - A-08
Accessories Group	A-09 - A-11
Bath Group	A-12 - A-13
Bedroom Group	A-14 - A-18
Chassis Group	A-19 - B-06
Curtain, Cushion & Pad Group	B-07 - B-18
Dinette Group	B-19 - B-21
Driver's Compartment Group	B-22 - C-02
Electrical Group	C-03 - C-08
Exterior Body Group	C-07 - C-15
Galley Group	C-16 - C-19
Heating & Air Conditioning Group	C-20 - C-21
Interior Finish Group	C-22 - C-23
Labels Group	C-24 - D-08
LP Group	D-09
Lounge Group	D-10 - D-12
Sealants & Fasteners Group	D-13 - D-14
Water & Sewage Group	D-15 - D-17
Window, Vent & Exterior Door Group	D-18 - E-15

WINDOW, VENT & EXTERIOR DOOR GROUP (CONTINUED)

LUGGAGE & GENERATOR DOORS

Key	Part Number	U/M	Description
1	M03044-02-Y15	EA	Insert Asm. - Compartment Doors - 4' x 8' - Beige - Fiberglass/Styrofoam
3	081801-01-000	EA	Hinge - 2" x 96" - Beige
4	084075-01-000	EA	Gulp Seal
5	081087-02-000	EA	Seal
6	086809-01-000	EA	Strike
7	096810-02-000	EA	Bracket
	000G11-08-12T	EA	Screw - #8 - 18 x 3/4 PPH - Black
8	085730-01-000	EA	Paddle Latch Asm. - w/Lock
8	085730-04-000	EA	Paddle Latch Asm. - w/o Lock
9	052424-02-000	EA	Door Jamb
10	052423-02-000	EA	Door
11	042442-01-000	EA	Twist Lock Asm.
12	092644-02-Y12	EA	Prop Rod Asm.
	072917-01-000	EA	Prop Rod Asm. - Generator Door
	039984-01-000	EA	Prop Rod End Cap (Black)
	092469-01-000	EA	Prop Rod Spring
	092639-01-000	EA	Prop Rod Bracket
	062628-01-000	EA	Clip - Prop Rod - Generator Door
	006386-01-000	EA	Snap Grommet - 3/8" - Generator Door



WINNEBAGO TABLE OF CONTENTS

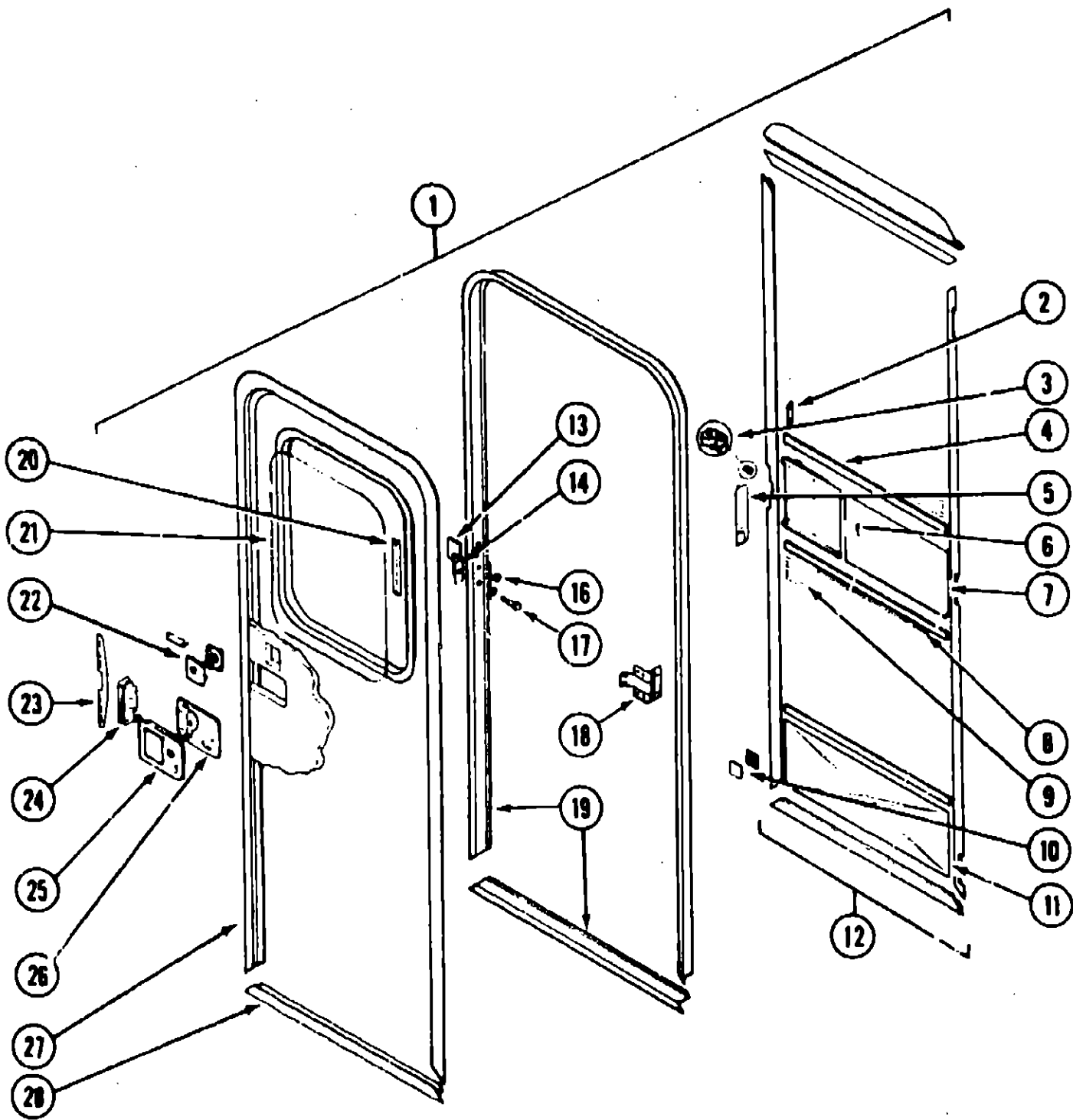
INTRODUCTION	A-01 - A-02
ABBREVIATIONS	A-03
ALPHABETICAL/GROUP REFERENCE	A-04 - A-06
WCM27RQ	A-07 - E-15
WKM40RQ	E-17 - I-22

1990 WCM27RQ INDEX

Floor Plan	A-07 - A-08
Accessories Group	A-09 - A-11
Bath Group	A-12 - A-13
Bedroom Group	A-14 - A-18
Chassis Group	A-19 - B-06
Curtain, Cushion & Pad Group	B-07 - B-18
Dinette Group	B-19 - B-21
Driver's Compartment Group	B-22 - C-02
Electrical Group	C-03 - C-06
Exterior Body Group	C-07 - C-15
Galley Group	C-16 - C-19
Heating & Air Conditioning Group	C-20 - C-21
Interior Finish Group	C-22 - C-23
Labels Group	C-24 - D-08
LP Group	D-09
Lounge Group	D-10 - D-12
Sealants & Fasteners Group	D-13 - D-14
Water & Sewage Group	D-15 - D-17
Window, Vent & Exterior Door Group	D-18 - E-15

WINDOW, VENT & EXTERIOR DOOR GROUP (CONTINUED)

ENTRANCE DOOR



Key	Part Number	U/M	Description
1	M01870-29-AB1	EA	Door Asm. w/Screen Door
1	M01870-29-AB2	EA	Door Asm. w/Screen Door
1	M01870-29-AB3	EA	Door Asm. w/Screen Door
	075639-14-000	EA	Door Garnish - Off White
2	050712-05-000	EA	Door Handle - Screen Door
3	009018-01-000	EA	Roller Catch
4	078592-06-000	EA	Screen Door Mullion - Upper & Lower Slider
	078777-01-000	EA	Slider Channel (Mullion Insert)
5	079087-01-000	EA	Screen Door Slider Strike
6	079086-01-000	EA	Screen Door Slider
7	018454-01-000	EA	Screen Door Insert
8	002294-01-000	FT	Spline - Black
9	002293-02-000	SF	Window Screen - 26" Charcoal
10	085774-01-000	FT	Dual Lock Fastener - 1" Wide - Black
10	085774-02-000	FT	Dual Lock Fastener - 1" Wide - Black
11	078552-03-000	EA	Screen Door Insert - Lower
12	079012-01-T03	EA	Screen Door Asm.
13	077481-03-000	EA	Strike Cover
14	041546-03-000	EA	Angle Bracket
16	058808-01-000	EA	Plug - Tapered Plastic
17	039539-01-000	EA	Strike
18	097724-01-01A	EA	Hinge
19	085277-02-02A	EA	Door Jamb
	044582-01-000	EA	Drip Cap - Beige
20	087581-01-000	FT	Window Seal
21	002181-08-000	EA	Glass
	079733-04-T03	EA	Window Asm. w/o Inside Frame
	067809-03-000	EA	Inside Frame - Window Asm.
22	101145-01-01A	EA	Deadbolt Asm. - Square - Black
	095229-01-700	EA	Key Blank - Dead Bolt
	101147-01-000	EA	Bolt - Security
23	098173-01-01A	EA	Stiffener
	102524-01-000	EA	Bumper - Flat - Black Rubber
24	039540-01-000	EA	Latch Asm. - Hook
25	045017-11-000	EA	Latch Asm. - Plate - Black
	045017-11-701	EA	Key Blank - Door Latch Plate
26	039979-03-000	EA	Cover Asm. - Latch Plate - Black
27	095276-01-02A	EA	Door Frame - Beige
28	089748-02-000	EA	Door Frame - Bottom - Beige
	039984-01-000	EA	Cap - Black Vinyl - Lock Grip
	075673-01-000	FT	Seal - Pile - Adhesive Back
	075871-01-000	FT	Seal - Sponge - Lazy T Shape
	081914-01-000	EA	Bumper - Round - Black Rubber
	100128-02-000	FT	Seal - Screen Door

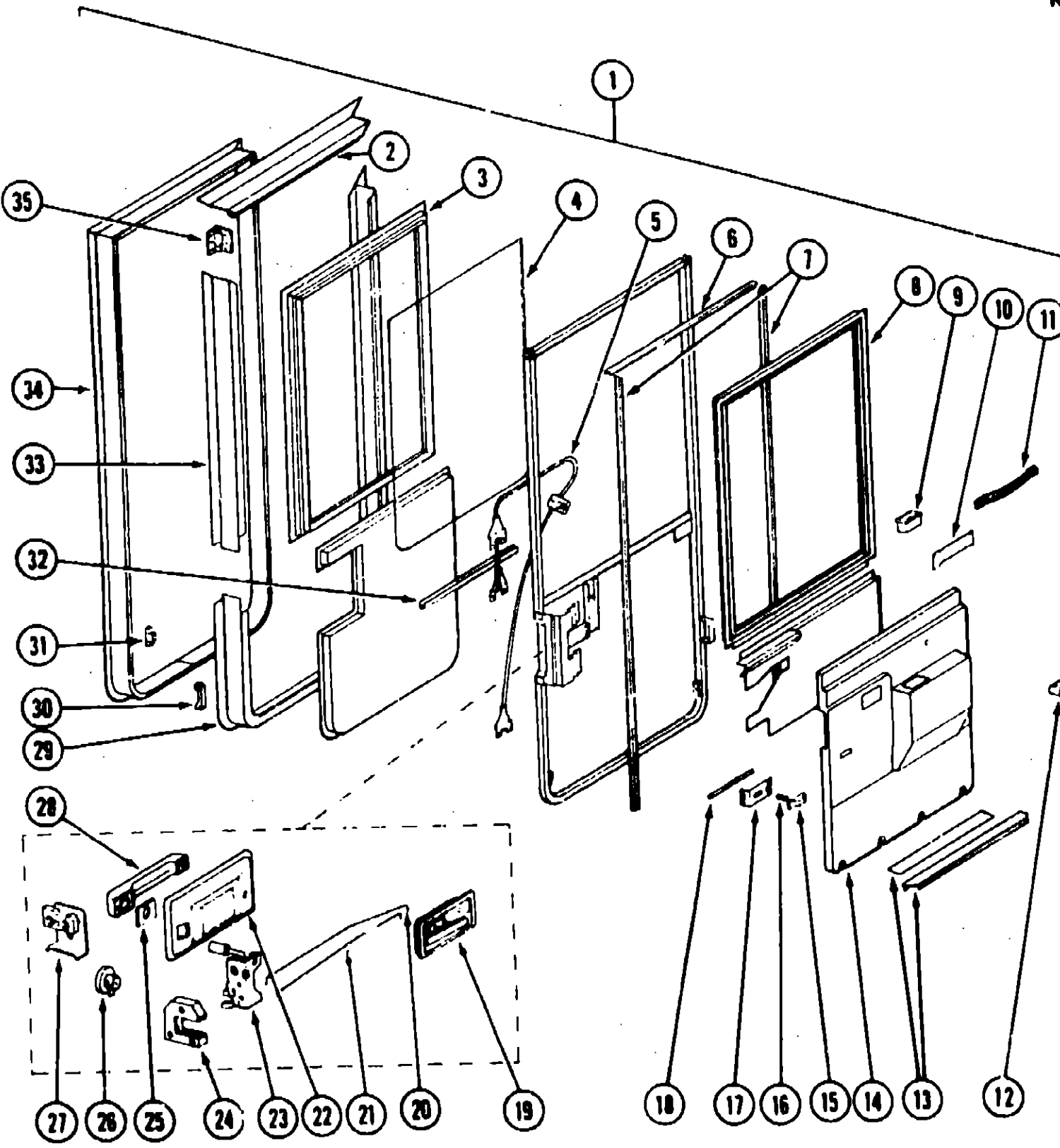
WINNEBAGO
TABLE OF CONTENTS

INTRODUCTION	A-01 - A-02
ABBREVIATIONS	A-03
ALPHABETICAL/GROUP REFERENCE	A-04 - A-06
WCM27RQ	A-07 - E-15
WKM40RQ	E-17 - I-22

1990 WCM27RQ INDEX

Floor Plan	A-07 - A-08
Accessories Group	A-09 - A-11
Bath Group	A-12 - A-13
Bedroom Group	A-14 - A-18
Chassis Group	A-19 - B-06
Curtain, Cushion & Pad Group	B-07 - B-18
Dinette Group	B-19 - B-21
Driver's Compartment Group	B-22 - C-02
Electrical Group	C-03 - C-06
Exterior Body Group	C-07 - C-15
Galley Group	C-16 - C-19
Heating & Air Conditioning Group	C-20 - C-21
Interior Finish Group	C-22 - C-23
Labels Group	C-24 - D-08
LP Group	D-09
Lounge Group	D-10 - D-12
Sealants & Fasteners Group	D-13 - D-14
Water & Sewage Group	D-15 - D-17
Window, Vent & Exterior Door Group	D-18 - E-16

WINDOW, VENT & EXTERIOR DOOR GROUP (CONTINUED)
DRIVER DOOR



Key	Part Number	U/M	Description
1	M89487-04-AB1	EA	Door Asm. - Complete (w/Tan Door Panel)
2	089458-01-000	EA	Door Frame - Upper
3	089459-01-000	EA	Window Frame - Outer
4	081488-02-000	EA	Glass
	081911-01-000	EA	Glass Setting Tape
5	081907-02-000	EA	Regulator Asm.
6	089454-01-000	EA	Glass Run Channel - Aluminum - Black
7	082240-02-000	EA	Glass Run Channel - Aluminum - Black
	081910-02-000	EA	Glass Run Channel - Seal - 10'
8	089461-02-000	EA	Window Frame - Inner
	079370-04-000	FT	Vinyl Screw Cover - Black
9	046888-03-000	EA	Ashtray - Chrome
10	098030-01-000	EA	Check Strap
	064219-01-000	EA	Retainer - Check Strap
11	061400-16-000	EA	Assist Strap
12	094575-01-000	EA	Window Crank
13	099840-01-01A	EA	Door Threshold (Inner) (not included in Door Asm.)
13	099841-01-01A	EA	Door Threshold (Outer) (not included in Door Asm.)
14	082471-03-000	EA	Trim Panel - Light Oak
15	081905-02-000	EA	Control Knob - Slide Bolt
16	081903-01-000	EA	Knob Shaft
17	081487-01-000	EA	Slide Bolt Housing
18	081906-01-000	EA	Slide Bolt
19	R77006-50-328	EA	Interior Door Handle
20	076542-04-000	EA	Control Rod - Latch
21	073110-03-000	EA	Control Link Rod - Lock
22	082107-02-000	EA	Door Handle Escutcheon
23	073303-03-000	EA	Latch Asm.
24	R77007-56-702	EA	Lock Asm.
25	R77007-05-374	EA	Seal
26	083223-01-000	EA	Key Lock Asm.
27	R77013-48-165	EA	Door Lock Catch
28	R77040-01-538	EA	Door Handle
29	085007-08-000	EA	Door Frame - Lower
30	084485-01-000	EA	Door Stop Block - Jamb
31	084485-02-000	EA	Door Stop Block - Door
32	082472-01-000	EA	Glass Retainer Channel
33	089455-03-000	EA	Door Frame - Upper Rear
34	089483-07-000	EA	Door Jamb Asm. (not included in Door Asm.)
35	083993-01-000	EA	Hinge
	083551-01-000	EA	Jamb Sponge Seal - Lazy T Shape

WINNEBAGO
TABLE OF CONTENTS

INTRODUCTION	A-01 - A-02
ABBREVIATIONS	A-03
ALPHABETICAL/GROUP REFERENCE	A-04 - A-06
WCM27RQ	A-07 - E-15
WKM40RC	E-17 - I-22

1990 WCM27RQ INDEX

Floor Plan	A-07 - A-08
Accessories Group	A-09 - A-11
Bath Group	A-12 - A-13
Bedroom Group	A-14 - A-16
Chassis Group	A-19 - B-06
Curtain, Cushion & Pad Group	B-07 - B-18
Dinette Group	B-19 - B-21
Driver's Compartment Group	B-22 - C-02
Electrical Group	C-03 - C-06
Exterior Body Group	C-07 - C-15
Galley Group	C-16 - C-19
Heating & Air Conditioning Group	C-20 - C-21
Interior Finish Group	C-22 - C-23
Labels Group	C-24 - D-08
LP Group	D-09
Lounge Group	D-10 - D-12
Sealants & Fasteners Group	D-13 - D-14
Water & Sewage Group	D-15 - D-17
Window, Vent & Exterior Door Group	D-18 - E-15

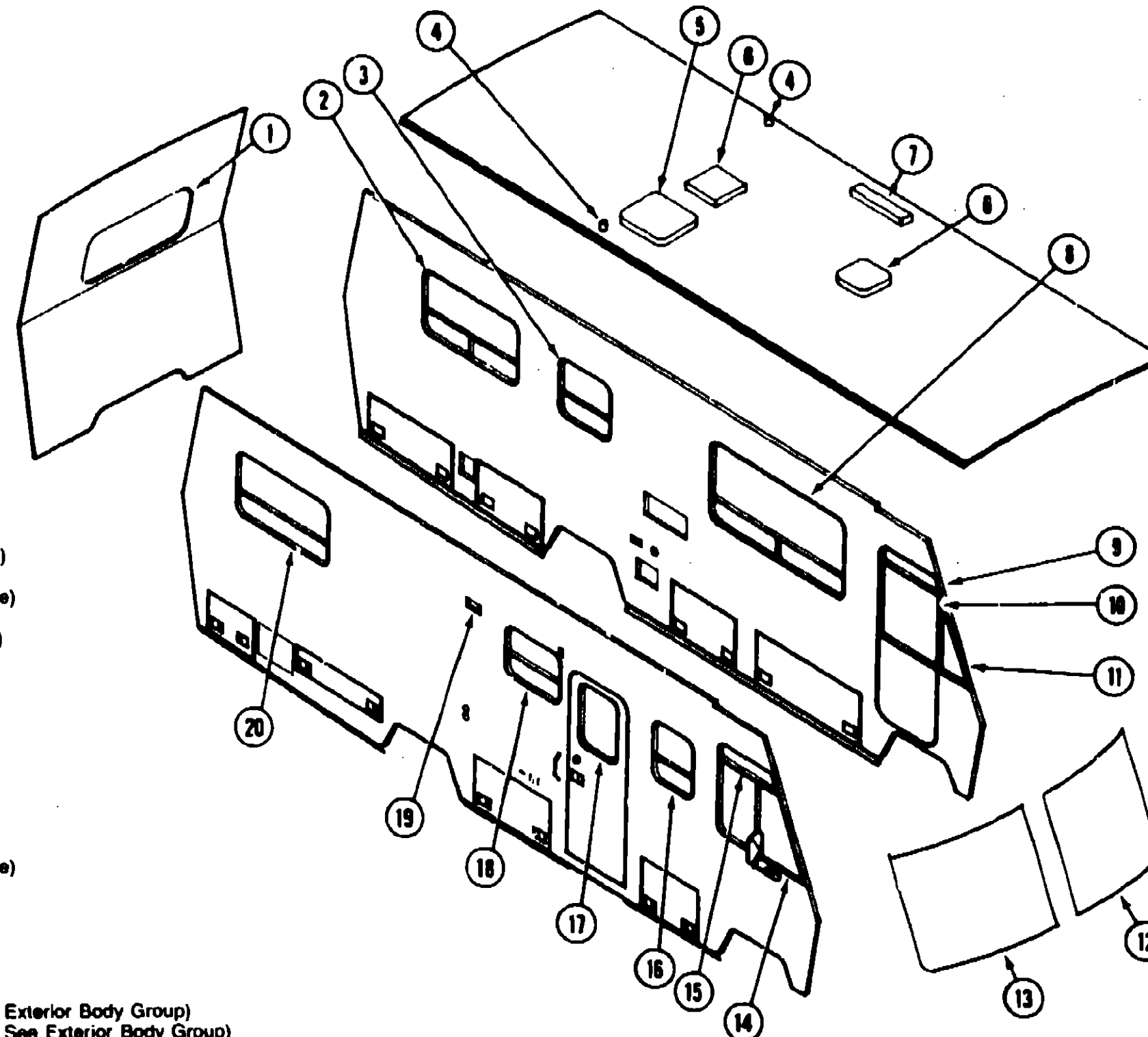
WINDOW, VENT & EXTERIOR DOOR GROUP (CONTINUED)

WINDOWS & VENTS

WINNEBAGO TABLE OF CONTENTS

INTRODUCTION	A-01 - A-02
ABBREVIATIONS	A-03
ALPHABETICAL/GROUP REFERENCE	A-04 - A-06
WCM27RQ	A-07 - E-15
WKM40RQ	E-17 - I-22

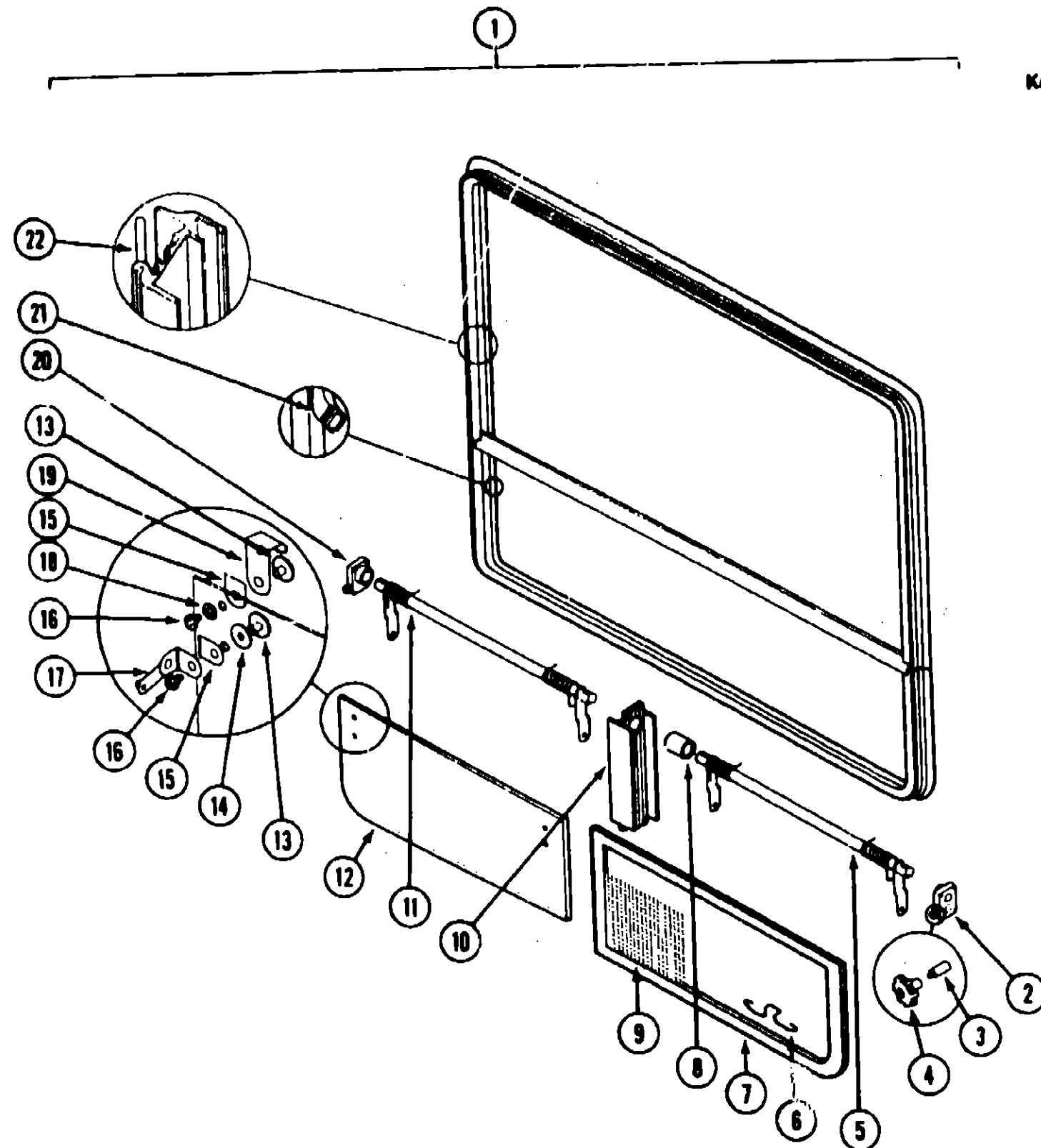
Key	Part Number	U/M	Description
1	078528-03-Y12	EA	Window Asm. - Escape (w/o inside frame)
1	074816-06-000	EA	Inside Frame
2	092234-01-Y12	EA	Window asm. - Double Tipout (w/o inside frame)
2	090893-07-01A	EA	Inside Frame
3	098644-01-715	EA	Window Asm. - Vertical Slider (w/o Inside Frame)
3	098644-01-714	EA	Inside Frame
3	092235-10-Y12	EA	Window Asm. - Single Tipout (w/o inside frame)
3	090893-15-01A	EA	Inside Frame
4	083558-01-000	EA	Roof Vent Pipe Cap
5	080507-01-000	EA	Skylight Panel - Outer
5	080508-01-000	EA	Skylight Panel - Inner
6	090392-01-Y12	EA	Roof Vent - Non-Powered
6	090393-01-Y12	EA	Roof Vent - Powered (Bath) (US)
6	084489-06-000	EA	Roof Vent - Powered (Bath) (CSA)
6	084079-06-Y12	EA	Roof Vent - Powered (Optional)
7	084073-01-000	EA	Roof Vent Cap - Refrigerator
7	084073-04-000	EA	Roof Vent Base - Refrigerator
8	092234-03-Y12	EA	Window Asm. - Double Tipout (w/o inside frame)
8	090893-09-01A	EA	Inside Frame
9	089619-02-X14	EA	Window Asm. - Vista (w/o inside frame)
9	089727-06-000	EA	Inside Frame
10	081488-02-000	EA	Door Glass Only - Rollup
11	099933-01-Y12	EA	Window Asm. - Slant (w/o inside frame)
11	099932-01-01A	EA	Inside Frame
12	088793-02-000	EA	Windshield Glass - Driver (Molding Trim - See Exterior Body Group)
13	088793-01-000	EA	Windshield Glass - Passenger (Molding Trim - See Exterior Body Group)
14	089607-01-X14	EA	Window Asm. - Slant Slider (w/o inside frame)
14	089603-01-AB1	EA	Inside Frame w/Slider Screen
15	089619-01-X14	EA	Window Asm. - Vista (w/o inside frame)
15	089727-05-000	EA	Inside Frame
16	092235-06-Y12	EA	Window Asm. - Single Tipout (w/o inside frame)
16	090983-06-01A	EA	Inside Frame
17	079733-04-T03	EA	Window Asm. - Entrance Door (w/o inside frame)
17	067609-27-000	EA	Inside Frame
18	088646-06-705	EA	Window Asm. - Horizontal Slider (w/o Inside Frame)
18	088647-06-704	EA	Inside Frame
19	092658-02-02A	EA	Vent w/Door - Range Hood
20	092235-05-Y12	EA	Window Asm. - Single Tipout w/o Inside Frame
20	090893-05-01A	EA	Inside Frame



1990 WCM27RQ INDEX

Floor Plan	A-07 - A-08
Accessories Group	A-09 - A-11
Bath Group	A-12 - A-13
Bedroom Group	A-14 - A-16
Chassis Group	A-19 - B-06
Curtain, Cushion & Pad Group	B-07 - B-18
Dinette Group	B-19 - B-21
Driver's Compartment Group	B-22 - C-02
Electrical Group	C-03 - C-06
Exterior Body Group	C-07 - C-15
Galley Group	C-16 - C-19
Heating & Air Conditioning Group	C-20 - C-21
Interior Finish Group	C-22 - C-23
Labels Group	C-24 - D-06
LP Group	D-09
Lounge Group	D-10 - D-12
Sealants & Fasteners Group	D-13 - D-14
Water & Sewage Group	D-15 - D-17
Window, Vent & Exterior Door Group	D-18 - E-15

WINDOW, VENT & EXTERIOR DOOR GROUP (CONTINUED)



BEDROOM DOUBLE TIPOUT WINDOW

Key	Part Number	U/M	Description
1	092234-01-Y12	EA	Window Asm. - Double Tipout
	090893-07-01A	EA	Inside Frame (not included w/Window Assembly)
2	035302-01-000	EA	Operator Drive - Right Side
3	090025-01-000	EA	Extension - Window Knob (not included w/Window Assembly)
4	067052-02-000	EA	Window Knob - Beige (not included w/Window Assembly)
	069371-01-000	EA	Screw - Window Knob (not included w/Window Assembly)
4	101290-01-01A	EA	Window Knob - Brass (not included w/Window Assembly)
	101299-01-01A	EA	Screw - Window Knob - Brass (not included w/Window Assembly)

BEDROOM DOUBLE TIPOUT WINDOW (CONTINUED)

Key	Part Number	U/M	Description
5	083227-08-000	EA	Torque Tube Asm.
6	100188-01-000	EA	Screen Clip
7	100234-02-B07	EA	Screen Asm. - Right Side (Illustrated)
	100234-01-B07	EA	Screen Asm. - Left Side (Not Illustrated)
8	088816-51-001	EA	Torque Tube Sleeve
9	080218-03-000	SF	Window Screen - 12"
	100240-01-000	FT	Window Screen Spline
10	088803-01-01A	EA	Mullion - Black
11	083228-08-000	EA	Torque Tube Asm.
12	084088-20-000	EA	Glass - 2.9 mm x 234.7 mm x 517 mm
13	086762-01-000	EA	Window T-Nut
14	088927-03-000	EA	Seal - Rubber
15	084473-01-000	EA	Seal - Rubber
16	086763-01-000	EA	Screw - #10 - 32 x 1/4" PTH
17	097578-01-000	EA	Connecting Rod Asm.
	084453-01-000	EA	Plastic Washer - .06 x .50 x .135
	085315-01-000	EA	Shoulder Rivet
	081649-01-000	EA	Snap Ring Clip
18	084453-02-000	EA	Plastic Washer - .06 x .50 x .25
19	089913-01-000	EA	Hinge
20	035302-02-000	EA	Operator Drive - Left Side
21	084087-01-000	FT	Seal - Sponge Rubber
22	089840-06-000	FT	Ribbon Seal (not included w/Window Assembly)

DINETTE DOUBLE TIPOUT WINDOW

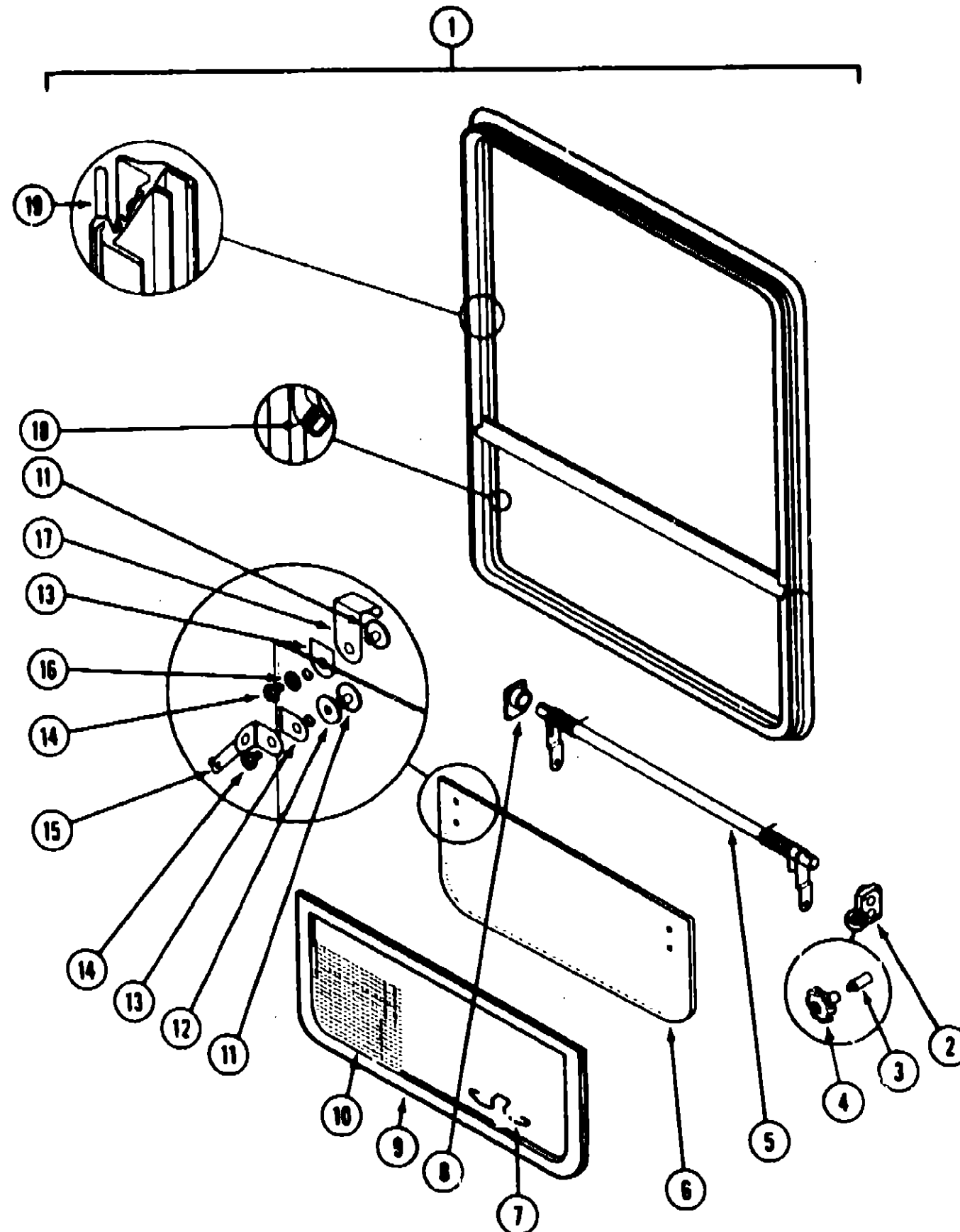
Key	Part Number	U/M	Description
1	092234-03-Y12	EA	Window Asm. - Double Tipout
	090893-09-01A	EA	Inside Frame (not included w/Window Assembly)
2	035302-01-000	EA	Operator Drive - Right Side
3	090025-01-000	EA	Extension - Window Knob (not included w/Window Assembly)
4	067052-02-000	EA	Window Knob - Beige (not included w/Window Assembly)
	069371-01-000	EA	Screw - Window Knob (not included w/Window Assembly)
4	101290-01-01A	EA	Window Knob - Brass (not included w/Window Assembly)
	101299-01-01A	EA	Screw - Window Knob - Brass (not included w/Window Assembly)
5	083227-08-000	EA	Torque Tube Asm.
6	100188-01-000	EA	Screen Clip
7	100234-08-B07	EA	Screen Asm. - Right Side (Illustrated)
	100234-05-B07	EA	Screen Asm. - Left Side (Not Illustrated)
8	088816-51-001	EA	Torque Tube Sleeve
9	080218-03-000	SF	Window Screen - 12"
	100240-01-000	FT	Window Screen Spline
10	088803-01-01A	EA	Mullion - Black
11	083228-08-000	EA	Torque Tube Asm.
12	084088-22-000	EA	Glass - 2.9 mm x 234.7 mm x 758.5 mm
13	086762-01-000	EA	Window T-Nut
14	088927-03-000	EA	Seal - Rubber
15	084473-01-000	EA	Seal - Rubber
16	086763-01-000	EA	Screw - #10 - 32 x 1/4" PTH
17	097578-01-000	EA	Connecting Rod Asm.
	084453-01-000	EA	Plastic Washer - .06 x .50 x .135
	085315-01-000	EA	Shoulder Rivet
	081649-01-000	EA	Snap Ring Clip
18	084453-02-000	EA	Plastic Washer - .06 x .50 x .25
19	089913-01-000	EA	Hinge
20	035302-02-000	EA	Operator Drive - Left Side
21	084087-01-000	FT	Seal - Sponge Rubber
22	089840-06-000	FT	Ribbon Seal (not included w/Window Assembly)

WINNEBAGO TABLE OF CONTENTS

INTRODUCTION	A-01 - A-02
ABBREVIATIONS	A-03
ALPHABETICAL/GROUP REFERENCE	A-04 - A-06
WCM27RQ	A-07 - E-16
WKM40RQ	E-17 - I-22

1990 WCM27RQ INDEX

Floor Plan	A-07 - A-08
Accessories Group	A-09 - A-11
Bath Group	A-12 - A-13
Bedroom Group	A-14 - A-18
Chassis Group	A-19 - B-06
Curtain, Cushion & Pad Group	B-07 - B-18
Dinette Group	B-19 - B-21
Driver's Compartment Group	B-22 - C-02
Electrical Group	C-03 - C-06
Exterior Body Group	C-07 - C-15
Galley Group	C-16 - C-19
Heating & Air Conditioning Group	C-20 - C-21
Interior Finish Group	C-22 - C-23
Labels Group	C-24 - D-06
LP Group	D-09
Lounge Group	D-10 - D-12
Sealants & Fasteners Group	D-13 - D-14
Water & Sewage Group	D-15 - D-17
Window, Vent & Exterior Door Group	D-18 - E-15



BEDROOM SINGLE TIPOUT WINDOW

Key	Part Number	U/M	Description
1	082235-06-Y12	EA	Window Asm. - Single Tipout
	080883-06-01A	EA	Inside Frame (not included w/Window Assembly)
2	035302-01-000	EA	Operator Drive
3	008439-08-000	EA	Extension - Window Knob (not included w/Window Assembly)
4	008439-05-000	EA	Window Knob - Black (not included w/Window Assembly)
	008439-07-000	EA	Screw - Window Knob (not included w/Window Assembly)
5	083180-13-000	EA	Torque Tube Asm.
6	084088-18-000	EA	Glass - 2.9 mm x 234.7 mm x 724.5 mm
7	100188-01-000	EA	Screen Clip
8	081354-01-000	EA	Torque Tube Sleeve
9	100235-02-B07	EA	Screen Asm.
10	080218-03-000	SF	Window Screen - 12"
	100240-01-000	FT	Window Screen Spline
11	088782-01-000	EA	Window T-Nut
12	088827-03-000	EA	Seal - Rubber
13	084473-01-000	EA	Seal - Rubber
14	088783-01-000	EA	Screw - #10 - 32 x 1/4" PTH
15	097578-01-000	EA	Connecting Rod Asm.
	084453-01-000	EA	Plastic Washer - .06 x .50 x .135
	085315-01-000	EA	Shoulder Rivet
	081849-01-000	EA	Snap Ring Clip
16	084453-02-000	EA	Plastic Washer - .06 x .50 x .25
17	089913-01-000	EA	Hinge
18	084067-01-000	FT	Seal - Sponge Rubber
19	089840-06-000	FT	Ribbon Sealer (not included w/Window Assembly)

BATH SINGLE TIPOUT WINDOW

Key	Part Number	U/M	Description
1	082235-10-Y12	EA	Window Asm. - Single Tipout
	080883-15-01A	EA	Inside Frame (not included w/Window Assembly)
2	035302-01-000	EA	Operator Drive
3	090025-01-000	EA	Extension - Window Knob (not included w/Window Assembly)
4	087052-02-000	EA	Window Knob - Balge (not included w/Window Assembly)
	088371-01-000	EA	Screw - Window Knob (not included w/Window Assembly)
4	101290-01-01A	EA	Window Knob - Brass (not included w/Window Assembly)
	101289-01-01A	EA	Screw - Window Knob - Brass (not included w/Window Assembly)
5	083150-09-000	EA	Torque Tube Asm.
6	084088-14-000	EA	Glass - 2.9 mm x 234.7 mm x 381.5 mm
7	100188-01-000	EA	Screen Clip
8	081354-01-000	EA	Torque Tube Sleeve
9	100235-04-B07	EA	Screen Asm.
10	080218-03-000	SF	Window Screen - 12"
	100240-01-000	FT	Window Screen Spline
11	088782-01-000	EA	Window T-Nut
12	088827-03-000	EA	Seal - Rubber
13	084473-01-000	EA	Seal - Rubber
14	088783-01-000	EA	Screw - #10 - 32 x 1/4" PTH
15	097578-01-000	EA	Connecting Rod Asm.
	084453-01-000	EA	Plastic Washer - .06 x .50 x .135
	085315-01-000	EA	Shoulder Rivet
	081849-01-000	EA	Snap Ring Clip
16	084453-02-000	EA	Plastic Washer - .06 x .50 x .25
17	089913-01-000	EA	Hinge
18	084067-01-000	FT	Seal - Sponge Rubber
19	089840-06-000	FT	Ribbon Sealer (not included w/Window Assembly)

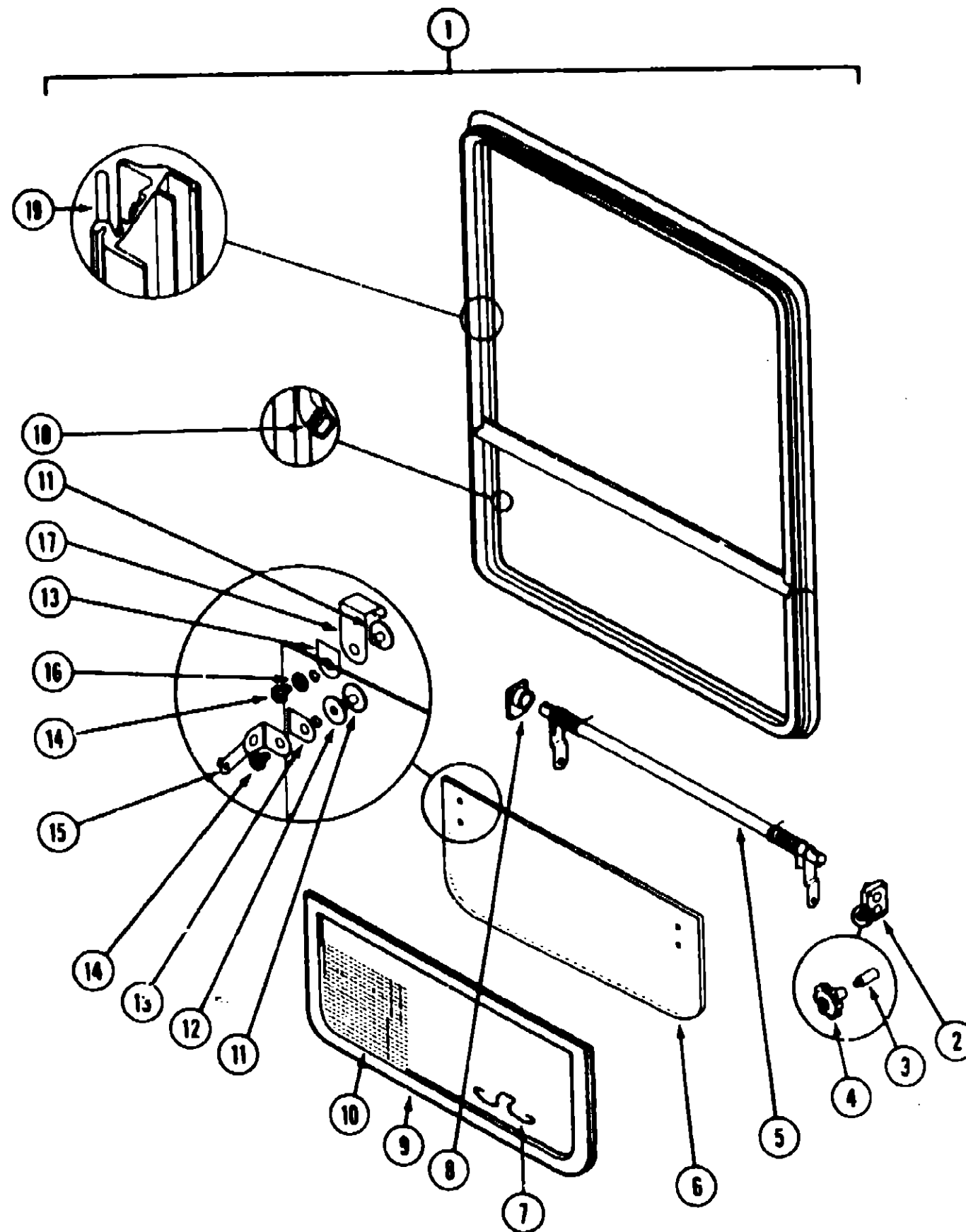
WINNEBAGO
TABLE OF CONTENTS

INTRODUCTION	A-01 - A-02
ABBREVIATIONS	A-03
ALPHABETICAL/GROUP REFERENCE	A-04 - A-08
WCM27RQ	A-07 - E-18
WKM40RQ	E-17 - I-22

1990 WCM27RQ INDEX

Floor Plan	A-07 - A-08
Accessories Group	A-09 - A-11
Bath Group	A-12 - A-13
Bedroom Group	A-14 - A-18
Chassis Group	A-19 - B-06
Curtain, Cushion & Pad Group	B-07 - B-18
Dinette Group	B-19 - B-21
Driver's Compartment Group	B-22 - C-02
Electrical Group	C-03 - C-06
Exterior Body Group	C-07 - C-15
Galley Group	C-16 - C-19
Heating & Air Conditioning Group	C-20 - C-21
Interior Finish Group	C-22 - C-23
Labels Group	C-24 - D-08
LP Group	D-09
Lounge Group	D-10 - D-12
Sealants & Fasteners Group	D-13 - D-14
Water & Sewage Group	D-15 - D-17
Window, Vent & Exterior Door Group	D-18 - E-15

WINDOW, VENT & EXTERIOR DOOR GROUP (CONTINUED)



LOUNGE SINGLE TIPOUT WINDOW

Key	Part Number	U/M	Description
1	082235-08-Y12	EA	Window Asm. - Single Tipout
	080893-08-01A	EA	Inside Frame (not included w/Window Assembly)
2	035302-01-000	EA	Operator Drive
3	090025-01-000	EA	Extension - Window Knob (not included w/Window Assembly)
4	087052-02-000	EA	Window Knob - Leige (not included w/Window Assembly)
	088371-01-000	EA	Screw - Window Knob (not included w/Window Assembly)
4	101280-01-01A	EA	Window Knob - Brass (not included w/Window Assembly)
	101289-01-01A	EA	Screw - Window Knob - Brass (not included w/Window Assembly)
5	083150-14-000	EA	Torque Tube Asm.
6	084068-19-000	EA	Glass - 2.9 mm x 234.7 mm x 558.5 mm
7	100188-01-000	EA	Screen Clip
8	081354-01-000	EA	Torque Tube Sleeve
9	100235-08-B07	EA	Screen Asm.
10	080218-03-000	SF	Window Screen - 12"
	100240-01-000	FT	Window Screen Spline
11	086762-01-000	EA	Window T-Nut
12	088927-03-000	EA	Seal - Rubber
13	084473-01-000	EA	Seal - Rubber
14	086763-01-000	EA	Screw - #10 - 32 x 1/4" PTH
15	097578-01-000	EA	Connecting Rod Asm.
	084453-01-000	EA	Plastic Washer - .06 x .50 x .135
	085315-01-000	EA	Shoulder Rivet
	081849-01-000	EA	Snap Ring Clip
16	084453-02-000	EA	Plastic Washer - .06 x .50 x .25
17	089913-01-000	EA	Hinge
18	084067-01-000	FT	Seal - Sponge Rubber
19	089840-06-000	FT	Ribbon Sealer (not included w/Window Assembly)

WINNEBAGO TABLE OF CONTENTS

INTRODUCTION	A-01 - A-02
ABBREVIATIONS	A-03
ALPHABETICAL/GROUP REFERENCE	A-04 - A-06
WCM27RQ	A-07 - E-15
WKM40RQ	E-17 - I-22

1990 WCM27RQ INDEX

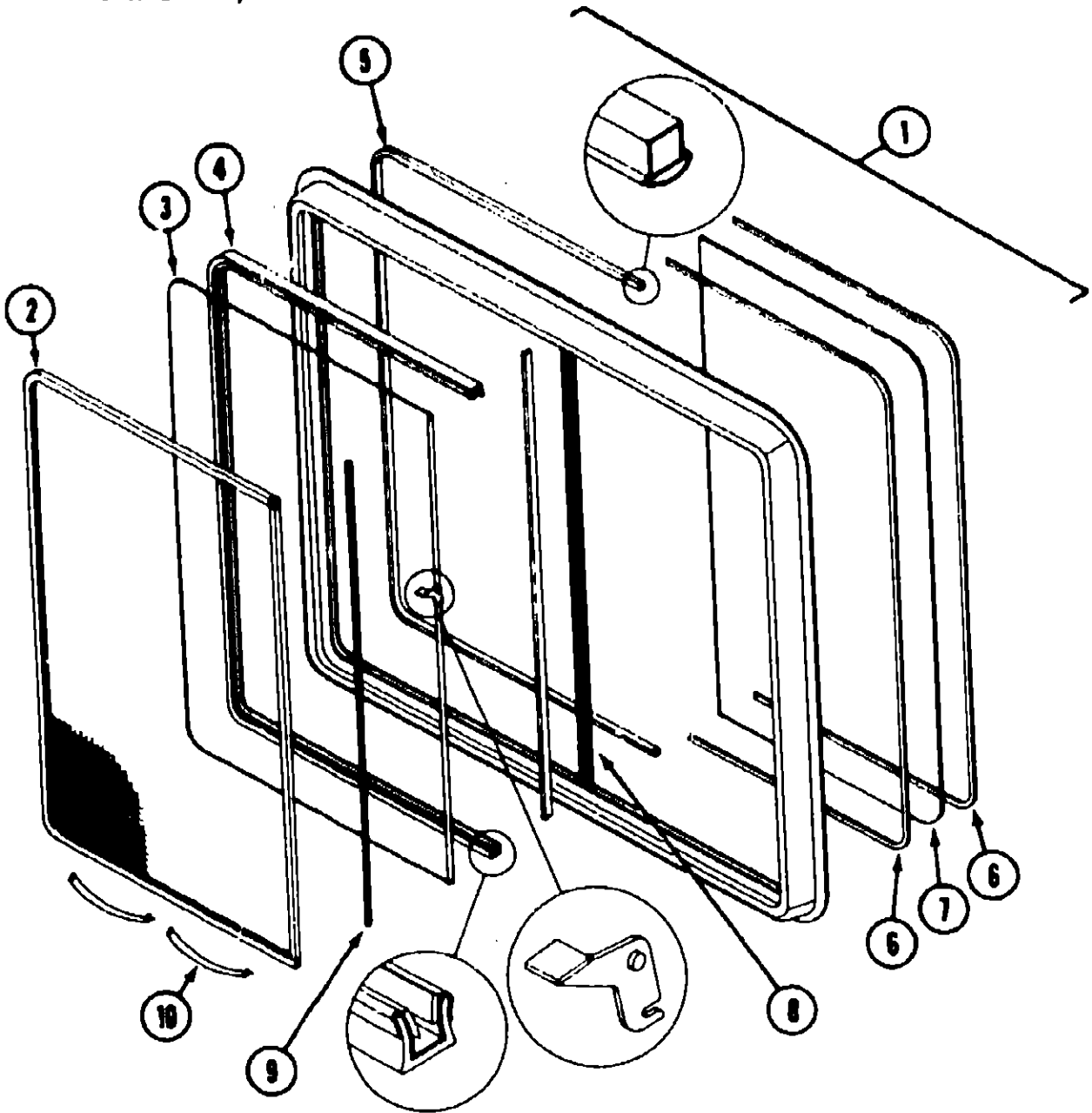
Floor Plan	A-07 - A-08
Accessories Group	A-09 - A-11
Bath Group	A-12 - A-13
Bedroom Group	A-14 - A-18
Chassis Group	A-19 - B-06
Curtain, Cushion & Pad Group	B-07 - B-18
Dinette Group	B-19 - B-21
Driver's Compartment Group	B-22 - C-02
Electrical Group	C-03 - C-06
Exterior Body Group	C-07 - C-15
Galley Group	C-16 - C-19
Heating & Air Conditioning Group	C-20 - C-21
Interior Finish Group	C-22 - C-23
Labels Group	C-24 - D-08
LP Group	D-09
Lounge Group	D-10 - D-12
Sealants & Fasteners Group	D-13 - D-14
Water & Sewage Group	D-15 - D-17
Window, Vent & Exterior Door Group	D-18 - E-15

WINDOW, VENT & EXTERIOR DOOR GROUP (CONTINUED)

WINDOW, VENT & EXTERIOR DOOR GROUP (CONTINUED)

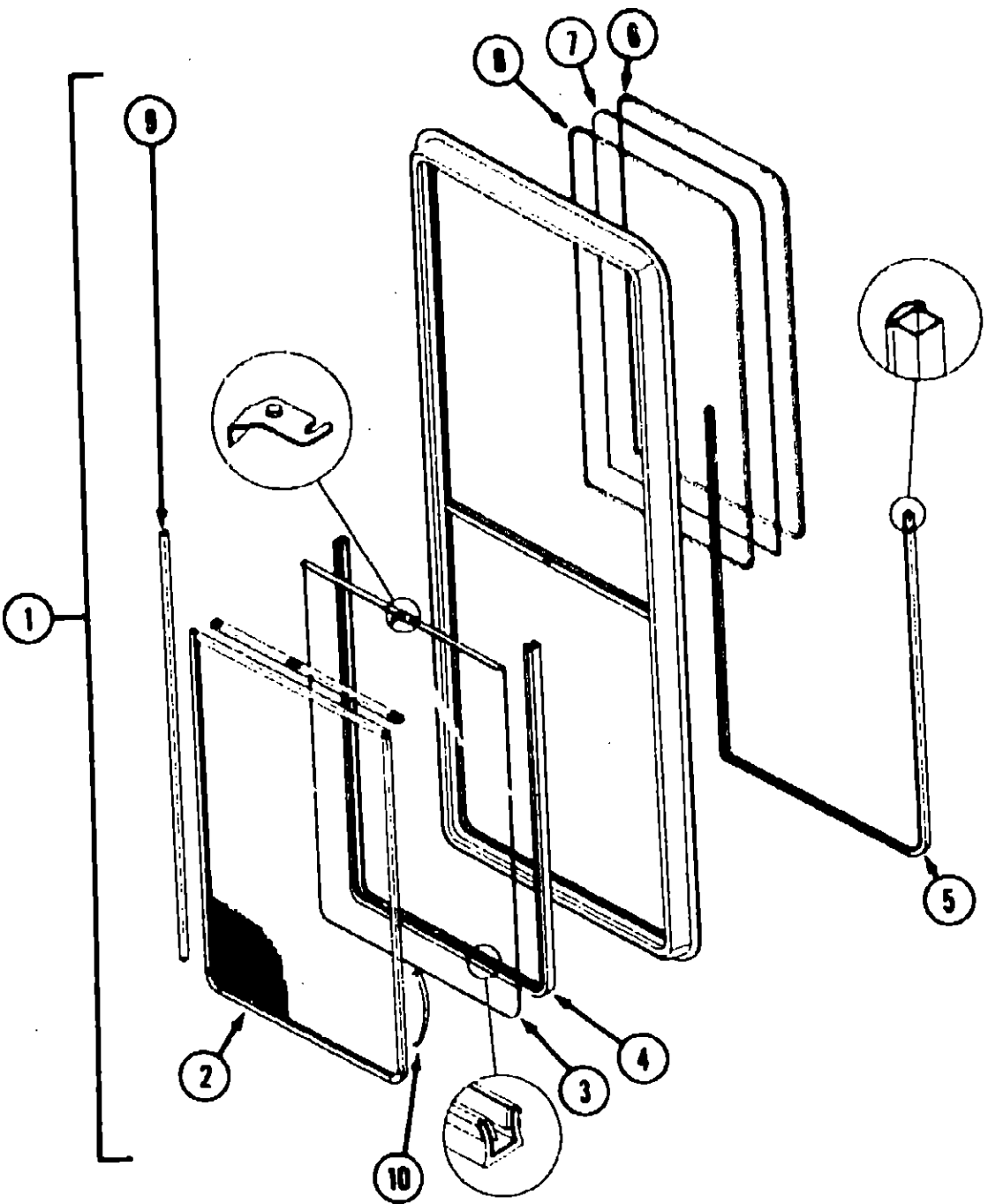
WINNEBAGO
TABLE OF CONTENTS

INTRODUCTION	A-01 - A-02
ABBREVIATIONS	A-03
ALPHABETICAL/GROUP REFERENCE	A-04 - A-06
WCM27RQ	A-07 - E-15
WCM40RQ	E-17 - I-22



GALLEY WINDOW

Key	Part Number	U/M	Description
1	098646-03-705	EA	Window Asm. - Single Slider - Black (w/o inside frame)
	098647-06-704	EA	Inside Frame (not included in assembly)
2	098647-06-703	EA	Screen Asm.
3	098647-06-702	EA	Sliding Glass w/Latch
	098644-01-700	EA	Latch Repair Kit
4	098644-01-708	FT	Channel (Glass Slide)
5	098644-01-706	FT	Weatherstrip
6	098644-01-705	FT	Glazing Strip
7	098647-06-700	EA	Glass - Stationary
8	098647-06-701	EA	Locking Rail
9	098644-01-711	FT	Weather Strip
10	098644-01-713	EA	Screen Clips
	098644-01-701	EA	Splice Plate
	098644-01-710	FT	Screen Track



BATH SLIDER WINDOW

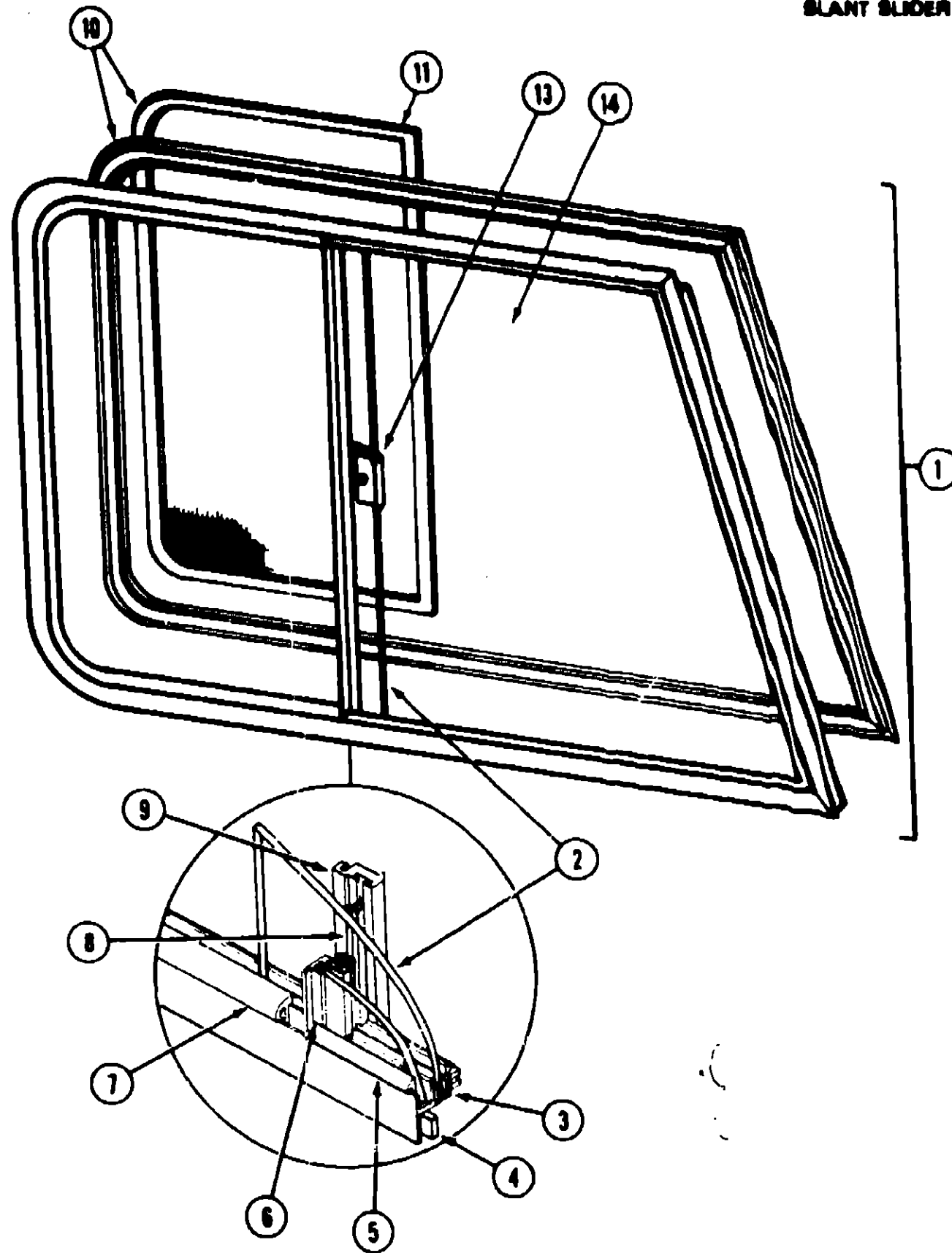
Key	Part Number	U/M	Description
1	098644-01-715	EA	Window Asm. - Slider - Black (w/o Inside Frame)
	098644-01-714	EA	Inside Frame (not included in assembly)
2	098644-01-712	EA	Screen Asm.
3	098644-01-709	EA	Sliding Glass w/Latch
	098644-01-700	EA	Latch Repair Kit
4	098644-01-708	FT	Channel (Glass Slide)
5	098644-01-706	FT	Weatherstrip
6	098644-01-705	FT	Glazing Strip
7	098644-01-704	EA	Stationary Glass
8	098644-01-707	EA	Locking Rail
9	098644-01-711	FT	Weatherstrip
10	098644-01-713	EA	Screen Clips
	098644-01-701	EA	Splice Plate
	098644-01-710	FT	Screen Track

1990 WCM27RQ INDEX

Floor Plan	A-07 - A-08
Accessories Group	A-09 - A-11
Bath Group	A-12 - A-13
Bedroom Group	A-14 - A-18
Chassis Group	A-19 - B-06
Curtain, Cushion & Pad Group	B-07 - B-18
Dinette Group	B-19 - B-21
Driver's Compartment Group	B-22 - C-02
Electrical Group	C-03 - C-06
Exterior Body Group	C-07 - C-15
Galley Group	C-16 - C-19
Heating & Air Conditioning Group	C-20 - C-21
Interior Finish Group	C-22 - C-23
Labels Group	C-24 - D-08
LP Group	D-09
Lounge Group	D-10 - D-12
Sealants & Fasteners Group	D-13 - D-14
Water & Sewage Group	D-15 - D-17
Window, Vent & Exterior Door Group	D-18 - E-15

WINDOW, VENT & EXTERIOR DOOR GROUP (CONTINUED)

SLANT SLIDER WINDOW - PASSENGER



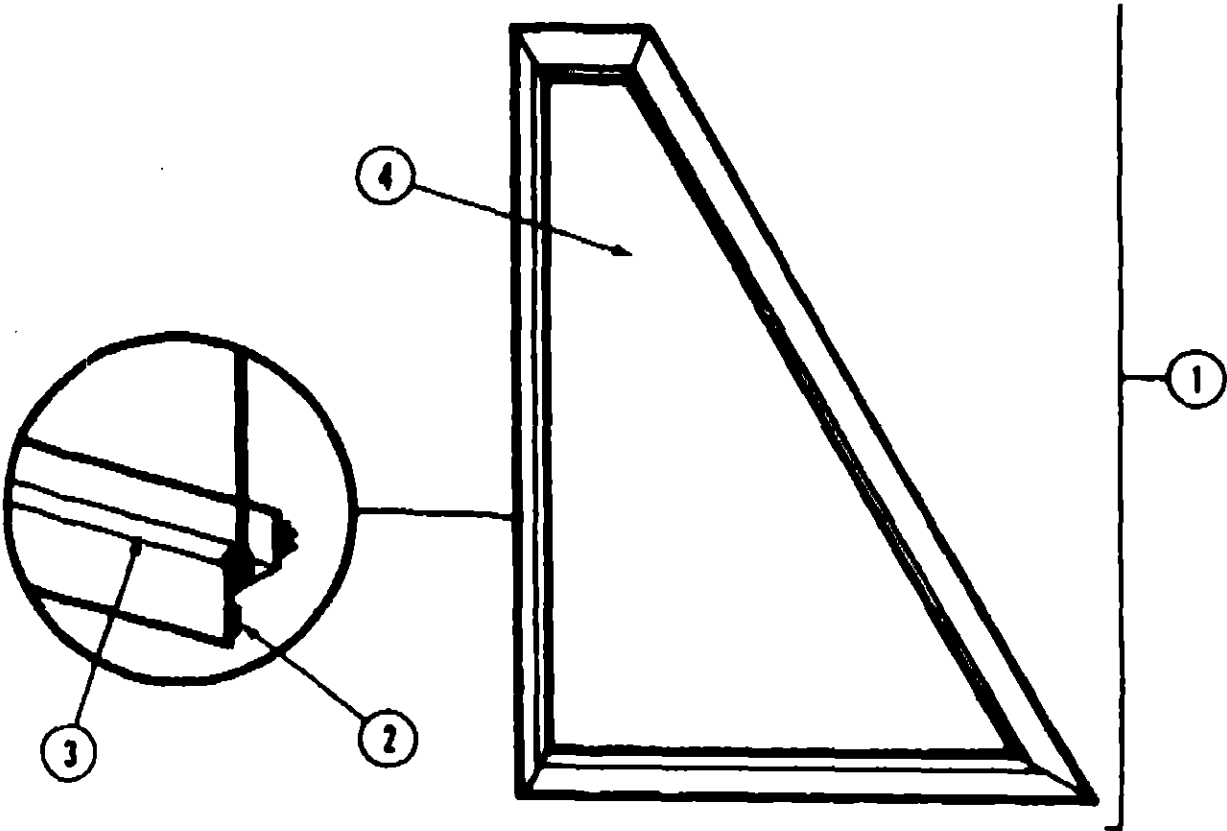
Key	Part Number	U/M	Description
1	089807-01-X14	EA	Window Asm. - Front Slant (w/o inside frame or screen)
2	089298-01-000	EA	Glass - Slider
3	042077-01-000	FT	Channel - Weatherstrip - Glass Run - 1/8" Glass
4	089840-08-000	FT	Seal (not included 'n Window Asm.)
5	050216-02-000	FT	Spline - Gales Seal - Black)
6	002388-03-203	EA	Seal Holder - w/Fin Seal
7	041828-02-000	FT	Glass Seal - Black Vinyl
8	073740-01-000	FT	Fin Seal - .45" Pike Height
9	084170-07-000	EA	Inside Mullion - Slider Window - Black - w/Fin Seal
10	089803-01-AB1	EA	Inside Frame Asm. - w/Slider Screen
11	089802-01-X14	EA	Slider Screen Asm.
	018310-03-000	EA	Slider - Screen Handle
	002291-02-000	SF	Screen - 16" Charcoal
	002298-02-000	FT	Spline - Charcoal
	078384-01-000	EA	Slider Screen Track - Top
	078385-01-000	EA	Slider Screen Track - Bottom
13	047389-01-700	EA	Latch Kit - Plastic w/Fastener
14	057856-11-000	EA	Glass - Stationary
	002328-01-000	EA	Window Block - 1/8" x 3/16" x 1"
	023330-01-000	EA	Felt Pad - 3/8" Dia.
	079824-01-000	FT	Seal - C-Fold - .50"

WINNEBAGO TABLE OF CONTENTS

INTRODUCTION	A-01 - A-02
ABBREVIATIONS	A-03
ALPHABETICAL/GROUP REFERENCE	A-04 - A-08
WCM27RQ	A-07 - E-15
WKM40RQ	E-17 - I-22

1990 WCM27RQ INDEX

Floor Plan	A-07 - A-08
Accessories Group	A-09 - A-11
Bath Group	A-12 - A-13
Bedroom Group	A-14 - A-18
Chassis Group	A-19 - B-06
Curtain, Cushion & Pad Group	B-07 - B-18
Dinette Group	B-19 - B-21
Driver's Compartment Group	B-22 - C-02
Electrical Group	C-03 - C-08
Exterior Body Group	C-07 - C-15
Galley Group	C-16 - C-19
Heating & Air Conditioning Group	C-20 - C-21
Interior Finish Group	C-22 - C-23
Labels Group	C-24 - D-08
LP Group	D-09
Lounge Group	D-10 - D-12
Sealants & Fasteners Group	D-13 - D-14
Water & Sewage Group	D-15 - D-17
Window, Vent & Exterior Door Group	D-18 - E-15



SLANT WINDOW - DRIVER

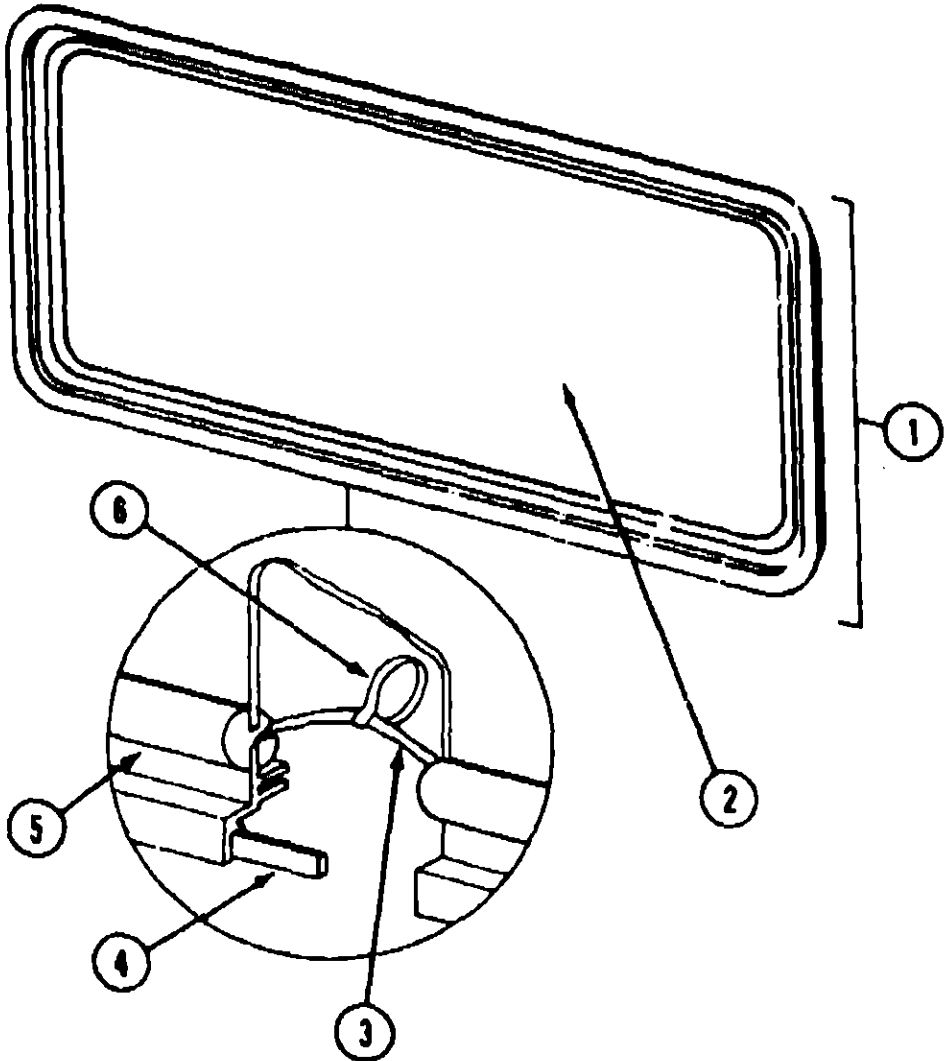
Key	Part Number	U/M	Description
1	099933-01-Y12	EA	Window Asm. - Slant (w/o inside frame)
	099932-01-01A	EA	Inside Frame - Black (not included in assembly)
2	089840-06-000	FT	Ribbon Seal - 5/16" Bead (not included in assembly)
3	050216-02-000	FT	Spline - Glass - .19" - Black
4	057856-13-000	EA	Glass - Slant - .19" x 29.11" x 13.98"
	002328-01-000	EA	Window Block - 1/8" x 3/16" x 1"

VISTA WINDOW - DRIVER

Key	Part Number	U/M	Description
	089819-02-X14	EA	Window Asm. - Vista (w/o inside frame)
	089727-06-000	EA	Inside Frame - Black (not included in assembly)
	089301-01-000	EA	Glass - Vista Window - Driver Side
	050216-02-000	FT	Spline - Glass - .19" - Black
	002328-01-000	EA	Window Block - 1/8" x 3/16" x 1"
	089840-06-000	FT	Ribbon Seal - 5/16" Bead (not included in assembly)

VISTA WINDOW - PASSENGER

Key	Part Number	U/M	Description
	089819-01-X14	EA	Window Asm. - Vista (w/o inside frame)
	089727-05-000	EA	Inside Frame - Black (not included in assembly)
	089301-01-000	EA	Glass - Vista Window - Passenger Side
	050216-02-000	FT	Spline - Glass - .19" - Black
	002328-01-000	EA	Window Block - 1/8" x 3/16" x 1"
	089840-06-000	FT	Ribbon Seal - 5/16" Bead (not included in assembly)



ESCAPE WINDOW

Key	Part Number	U/M	Description
1	078528-03-Y12	EA	Window Asm. - Escape - Black (w/o inside frame)
	074816-06-000	EA	Inside Frame - Escape Window - Black (not included in assembly)
2	078337-08-000	EA	Glass
3	002285-01-000	FT	Filler - Weatherstrip - Black
4	089840-06-000	FT	Sealer Ribbon - 5/16" Bead (not included in assembly)
5	002282-06-000	FT	Weatherstrip - .125" Black
	008199-01-000	EA	Label - Exit - Escape Window
6	077086-01-702	EA	Pull Tape - Escape Window

WINNEBAGO
TABLE OF CONTENTS

INTRODUCTION	A-01 - A-02
ABBREVIATIONS	A-03
ALPHABETICAL/GROUP REFERENCE	A-04 - A-06
WCM27RQ	A-07 - E-16
WKM40RQ	E-17 - I-22

1990 WCM27RQ INDEX

Floor Plan	A-07 - A-08
Accessories Group	A-09 - A-11
Bath Group	A-12 - A-13
Bedroom Group	A-14 - A-18
Chassis Group	A-19 - B-06
Curtain, Cushion & Pad Group	B-07 - B-18
Dinette Group	B-19 - B-21
Driver's Compartment Group	B-22 - C-02
Electrical Group	C-03 - C-06
Exterior Body Group	C-07 - C-15
Galley Group	C-16 - C-19
Heating & Air Conditioning Group	C-20 - C-21
Interior Finish Group	C-22 - C-23
Labels Group	C-24 - D-06
LP Group	D-09
Lounge Group	D-10 - D-12
Sealants & Fasteners Group	D-13 - D-14
Water & Sewage Group	D-15 - D-17
Window, Vent & Exterior Door Group	D-18 - E-15

WINDOW, VENT & EXTERIOR DOOR GROUP (CONTINUED)

NON-POWERED ROOF VENT

Key	Part Number	U/M	Description
	080382-01-Y12	EA	Roof Vent Asm. - Non-Powered - w/o Screen
	051384-01-000	EA	Cover - Roof Vent
	052639-01-001	EA	Hinge
	009440-01-000	EA	Lift Mechanism
	009439-01-000	EA	Crank
	009439-02-000	EA	Knob
	009439-03-000	EA	Extension
	009439-04-000	EA	Screw - 8 - 32 x 1 1/4" POH
	002825-01-000	EA	Weatherstrip
	078785-01-Y12	EA	Screen Asm.
	002291-02-000	SF	Screen - 16" - Charcoal
	002298-02-000	FT	Spline

POWERED ROOF VENT (OPTIONAL)

Key	Part Number	U/M	Description
	084079-06-000	EA	Powered Roof Vent
	084079-01-700	EA	Cover - Roof Vent
	084079-07-701	EA	Screen Asm.
	084079-01-702	EA	Arm Lift Asm.
	084079-01-703	EA	Crank Knob
	084079-01-704	EA	Fan
	084079-01-705	EA	Motor
	084079-01-706	EA	12 Volt Wire Plug
	084079-01-707	EA	Safety Switch
	084079-01-708	EA	Reverse Switch
	084079-01-709	EA	3 Speed Switch
	084079-01-710	EA	Wall Thermostat
	084079-01-711	EA	H-Molding (Motor Mount)

POWERED ROOF VENT (BATH) (USA)

Key	Part Number	U/M	Description
	080393-01-Y12	EA	Powered Roof Vent
	051384-01-000	EA	Cover - Roof Vent
	052639-01-001	EA	Hinge
	002825-01-000	EA	Weatherstrip
	048848-01-000	EA	Motor Asm. - 12 Volt
	048849-01-000	EA	6" Plastic Fan - 6 Bladed
	008195-01-000	EA	Push Button Switch
	009440-01-000	EA	Lift Mechanism
	009439-01-000	EA	Crank
	009439-02-000	EA	Knob
	009439-03-000	EA	Extension
	009439-04-000	EA	Screw - 8 - 32 x 1 1/4" POH
	078785-01-Y12	EA	Screen Asm.
	002291-02-000	SF	Window Screen - 16" Charcoal
	002298-02-000	FT	Spline

POWERED ROOF VENT (BATH) (CSA)

Key	Part Number	U/M	Description
**	064489-08-000	EA	Powered Roof Vent
**	The illustrated parts breakdown for this item is provided on the Common Items Fiche.		

WINNEBAGO TABLE OF CONTENTS

INTRODUCTION	A-01 - A-02
ABBREVIATIONS	A-03
ALPHABETICAL/GROUP REFERENCE	A-04 - A-06
WCM27RQ	A-07 - E-15
WKM40RQ	E-17 - I-22

1990 WCM27RQ INDEX

Floor Plan	A-07 - A-08
Accessories Group	A-09 - A-11
Bath Group	A-12 - A-13
Bedroom Group	A-14 - A-18
Chassis Group	A-19 - B-06
Curtain, Cushion & Pad Group	B-07 - B-18
Dinette Group	B-19 - B-21
Driver's Compartment Group	B-22 - C-02
Electrical Group	C-03 - C-06
Exterior Body Group	C-07 - C-15
Galley Group	C-16 - C-19
Heating & Air Conditioning Group	C-20 - C-21
Interior Finish Group	C-22 - C-23
Labels Group	C-24 - D-08
LP Group	D-09
Lounge Group	D-10 - D-12
Sealants & Fasteners Group	D-13 - D-14
Water & Sewage Group	D-15 - D-17
Window, Vent & Exterior Door Group	D-18 - E-15