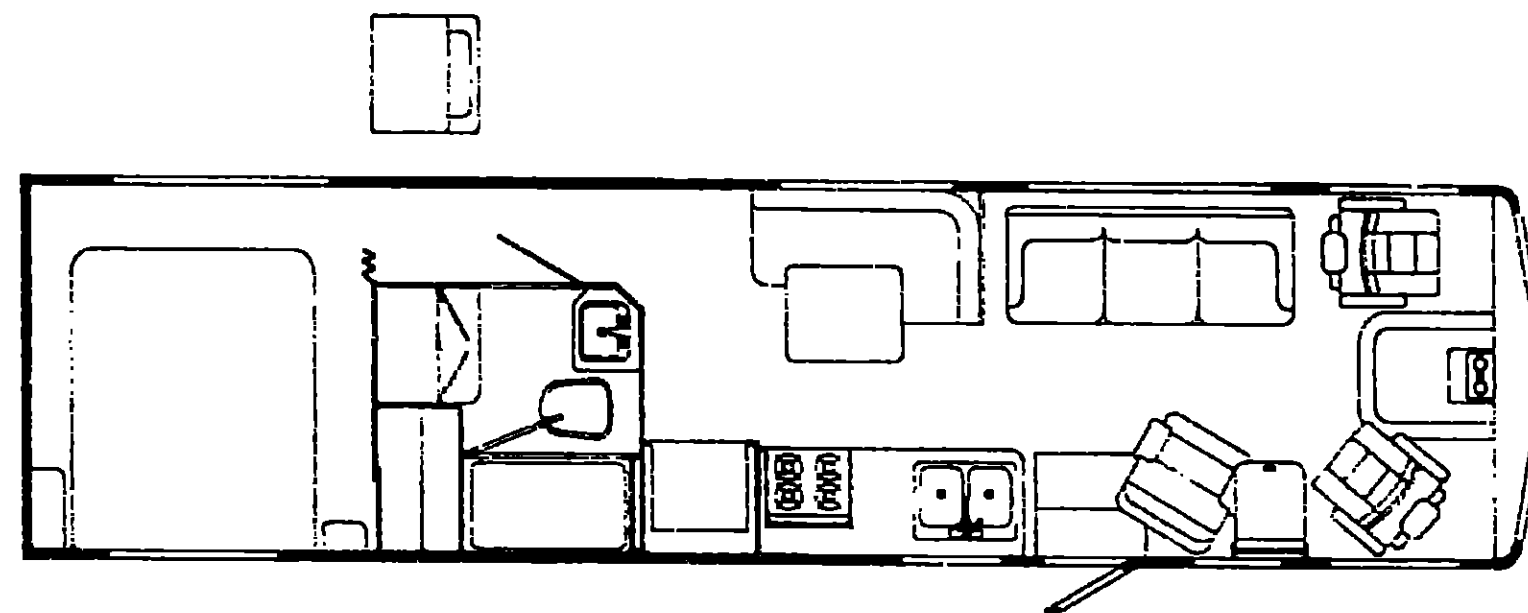
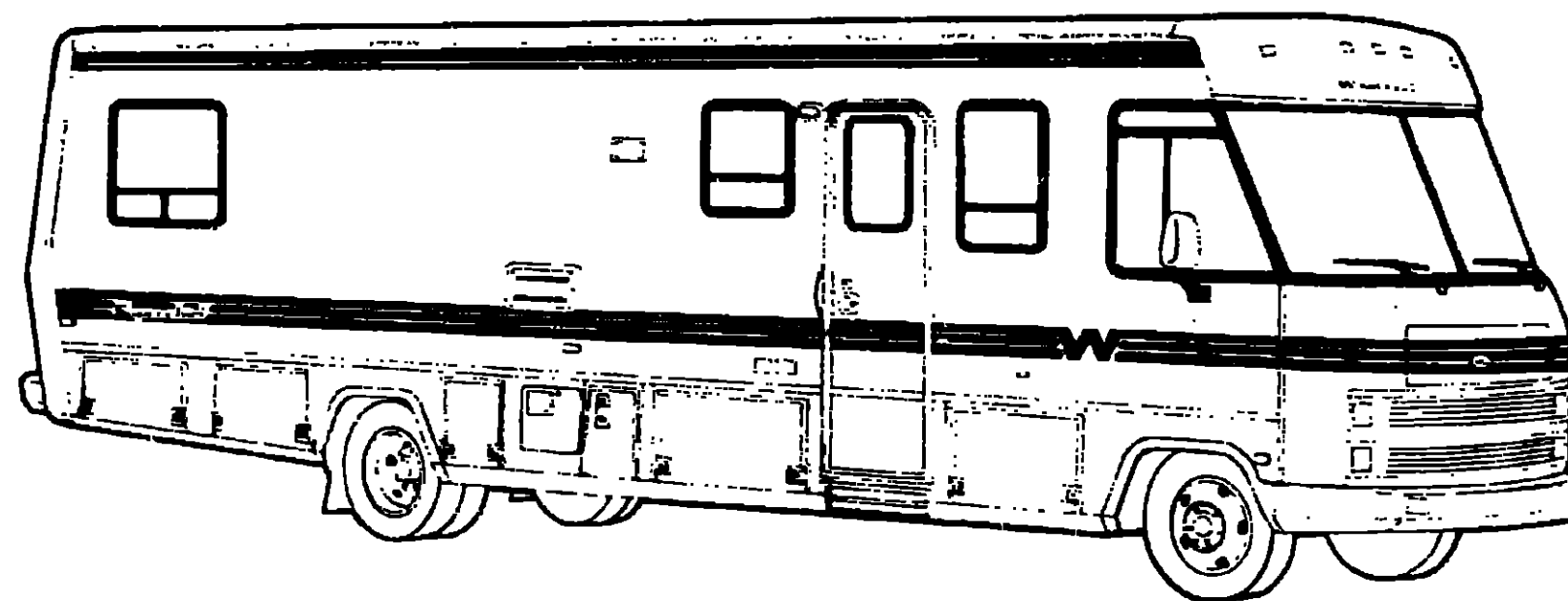


1990 WC/FM34RA



1990 WINNEBAGO TABLE OF CONTENTS

INTRODUCTION	A-01 - A-02
ABBREVIATIONS	A-03
ALPHABETICAL/GROUP REFERENCE	A-04 - A-06
WC/FM31RO	A-07 - F-02
WC/FM34RA	F-03 - J-16

1990 WC/FM34RA INDEX

Floor Plan	F-03 - F-04
Accessories Group	F-05 - F-08
Bath Group	F-09 - F-11
Bedroom Group	F-12 - F-15
Chassis Group	F-16 - G-07
Curtain, Cushion & Pad Group	G-08 - G-17
Dinette Group	G-18 - G-20
Driver's Compartment Group	G-21 - H-01
Electrical Group	H-02 - H-06
Exterior Body Group	H-07 - H-15
Galley Group	H-16 - H-20
Heating & Air Conditioning Group	H-21 - H-22
Interior Finish Group	H-23 - H-24
Labels Group	I-01 - I-09
LP Group	I-10
Lounge Group	I-11 - I-14
Sealants & Fasteners Group	I-15 - I-18
Water & Sewage Group	I-17 - I-19
Window, Vent & Exterior Door Group	I-20 - J-16

ACCESSORIES GROUP

POWER SEARCHLIGHT (OPTION 63E)

Key	Part Number	U/M	Description
	051057-02-000	EA	Searchlight - Power Driven - w/o Switch
	051057-04-000	EA	Switch Asm. - Searchlight
	051057-01-700	EA	Switch - Panel Asm. - Aux.
	051057-01-701	EA	Switch - Panel Asm. - Main
	051057-01-702	EA	Joy Switch & Housing
	051057-01-703	EA	Toggle Switch - On/Off
	051057-01-704	EA	Micro Switch
	051057-01-705	EA	Bulb - Searchlight
	008326-01-000	EA	Terminal - Ring - 16/14 - 3/8 Stud
	035416-04-000	EA	Terminal - Ring - #10 Stud Fit
	044466-03-000	EA	Circuit Breaker - w/Mounting Bracket
	093654-02-000	EA	Circuit Breaker - 15 Amp.
	077368-03-000	EA	Instrument Panel Cover - Lower Left (Chevrolet)
	077368-06-000	EA	Instrument Panel Cover - Lower Left (Ford)

AIR HORNS (OPTION 36R)

Key	Part Number	U/M	Description
	077497-06-000	EA	Air Horn Kit - Twin - Chromed
	077497-01-700	EA	Solenoid - Air Tank
	077497-01-701	EA	Compressor Switch
	077497-01-702	EA	Toggle Switch w/Wire
	077497-01-703	EA	Air Tank
	077497-01-704	EA	Compressor w/Switch
	077497-01-705	EA	Repair Kit I/Hadley 120 Compressor
	077497-01-706	EA	Valve & Head Repair I/Compressor
	077497-01-707	EA	Belt & Screw Cover I/Compressor
	077497-01-708	EA	Filter & Mounting Hardware I/Compressor
	077497-01-709	EA	Plunger & Spring I/Solenoid
	077497-03-000	EA	Hose Kit - Aux. Air
	077497-05-000	EA	Compressor/Tank/Solenoid Kit
	081407-01-000	EA	Mounting Plate - Air Horns
	081404-01-000	EA	Mounting Bracket - Compressor
	078239-01-000	EA	Label Plate - Air Horns
	031048-04-000	EA	Cover Plate - Switch
	007940-01-000	EA	Slide Receptacle - 16 to 12 AWG
	041953-07-000	FT	Conduit - Slit Convolute - .25"
	047443-01-000	EA	Terminal - .25" Receptacle
	063910-01-000	EA	Relay Housing
	063912-02-000	EA	Canister Relay - SPDT - w/Resistor
	071390-04-000	EA	Air Tubing - 1/4" OD - Black
	088473-09-000	EA	Pin Housing
	088475-01-000	EA	Connector Pin
	093654-02-000	EA	Circuit Breaker - 15 Amp.

ACCESSORIES GROUP (CONTINUED)

FRONT TV SYSTEM (OPTIONS 42C & 42Y)

Key	Part Number	U/M	Description
	098447-01-000	EA	Color TV - 13" - w/Remote - Magnavox RX4029WA (USA)
	098447-02-000	EA	Color TV - 13" - w/Remote - Magnavox XK4029CH (CSA)
	098447-01-700	EA	Remote - Magnavox 0822338
	098446-02-000	EA	VCR - VHS - Cable Ready - w/Remote - Magnavox VR9912
	098446-02-700	EA	Remote
	086757-02-000	EA	Control Center - Xantech 101020
	086756-01-000	EA	Splitter - 2 Way
	099717-01-000	EA	Tiedown - TV
	099717-02-000	EA	Tiedown - TV
	098819-01-000	EA	Remote Speaker - 4" - 2 Watt - 8 Ohm
	093214-01-02A	EA	Grille - Speaker - 4" - Brown
	090030-01-000	EA	Wire Asm. - Speaker
	076319-01-000	EA	TV Antenna - 44" Mast
	076319-01-700	EA	RVSA-U/V Sensor Antenna
	076319-01-701	EA	Elevating Gear
	076319-01-702	EA	Shaft Elevating Asm.
	076319-01-703	EA	Nylon Bearing - 5" OD
	076319-01-704	EA	Nylon Bearing - .125" OD
	076319-01-705	EA	Nylon Bearing - .718" ID
	076319-01-706	EA	Elevating Crank w/Set Screw
	076319-01-707	EA	Handle Spring
	076319-01-708	EA	Crank Decal
	076319-03-000	FT	Coaxial Cable - 75 Ohm
	076319-04-000	EA	Connector & Ferrule
	076319-06-000	EA	Adaptor - Cable Roof Plate
	076319-08-000	EA	Wallplate - Receptacle - Ivory
	076319-11-000	EA	Adaptor - Coax w/Splitter
	076319-12-000	EA	Connector - Coaxial
	058708-02-000	EA	Duplex - Receptacle - Ivory
	086777-03-000	EA	Wall Plate - Antenna/Power - Ivory
	086777-01-000	EA	Wall Plate - Antenna/Cable - Ivory
	090963-01-000	EA	Outside Receptacle - Cable TV
	090964-01-000	EA	Cover - Outside Receptacle
	087236-01-000	EA	Label - Cable Input
	087236-02-000	EA	Label - Cable Output
	088473-01-000	EA	Pin Housing
	088475-01-000	EA	Connector Pin
	088474-10-000	EA	Socket Housing
	088476-01-000	EA	Connector Socket
	099637-01-000	EA	Grommet

REAR COLOR TV (OPTION 43Y)

Key	Part Number	U/M	Description
	092310-01-000	EA	Color TV - 9" - AC/DC - w/Remote - Magnavox CH3940
	092310-01-700	EA	Remote - Magnavox 0822338
	097057-01-AB1	EA	Padded Shelf Asm.
	058708-02-000	EA	Duplex Receptacle - Ivory
	P00064-01-AB1	EA	Cabinet Asm. - Overhead TV
	M96997-01-AB1	EA	Cabinet Asm. - Overhead Rear LH
	M88304-50-AB1	EA	Door Asm. - w/o Hardware
	059777-02-000	EA	Hinge - Burnished Brass
	000G13-06-10G	EA	Screw - #6 - 20 x .625" PFH - Antique Brass
	000G58-06-10G	EA	Screw - #6 - 20 x .625" POH - Antique Brass
	099645-01-000	EA	Pull Handle
	074493-02-000	EA	Door Support

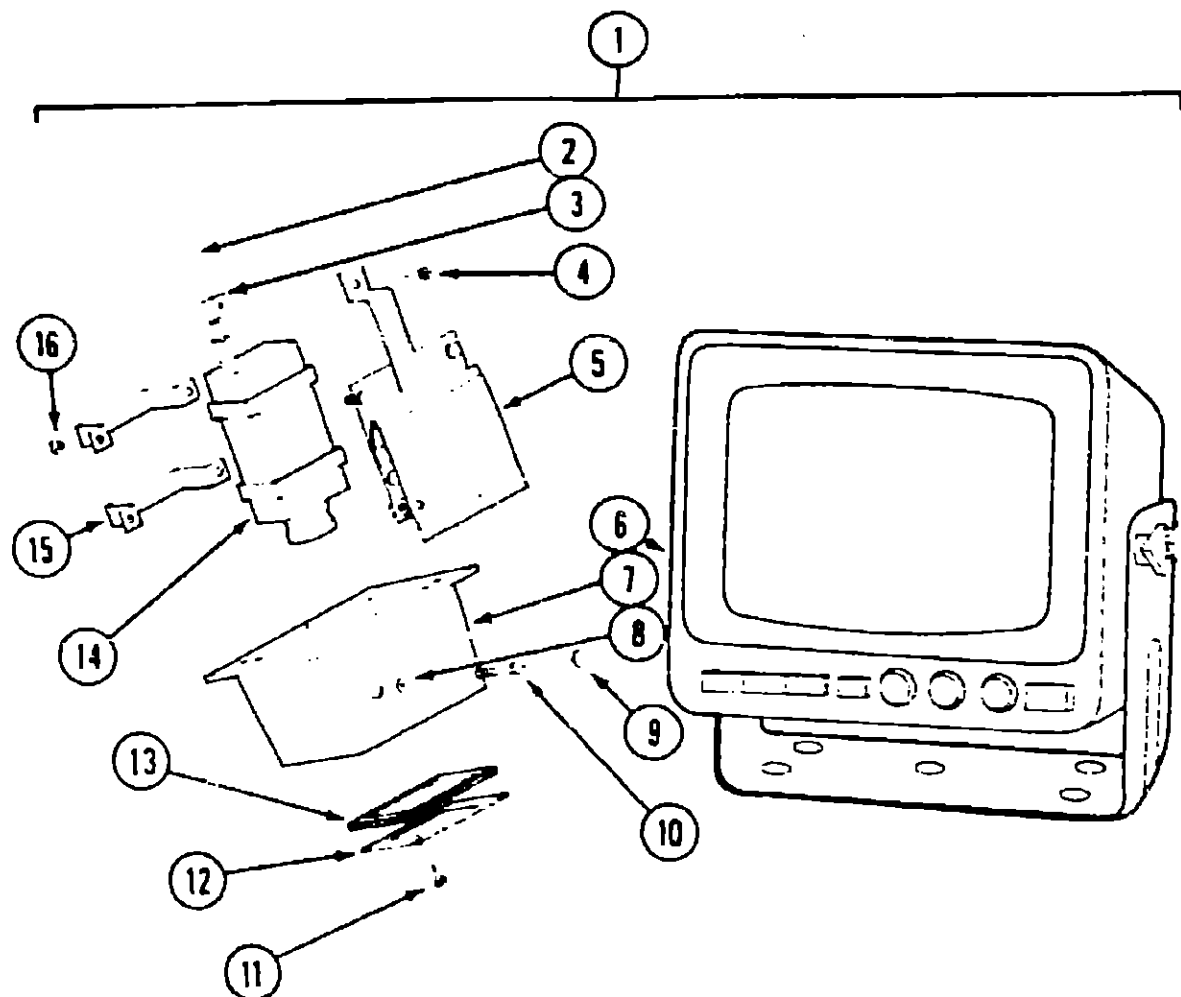
1990 WINNEBAGO TABLE OF CONTENTS

INTRODUCTION	A-01 - A-02
ABBREVIATIONS	A-03
ALPHABETICAL/GROUP REFERENCE	A-04 - A-06
WC/FM31RQ	A-07 - F-02
WC/FM34RA	F-03 - J-16

1990 WC/FM34RA INDEX

Floor Plan	F-03 - F-04
Accessories Group	F-05 - F-08
Bath Group	F-09 - F-11
Bedroom Group	F-12 - F-15
Chassis Group	F-16 - G-07
Curtain, Cushion & Pad Group	G-08 - G-17
Dinette Group	G-18 - G-20
Driver's Compartment Group	G-21 - H-01
Electrical Group	H-02 - H-06
Exterior Body Group	H-07 - H-15
Galley Group	H-16 - H-20
Heating & Air Conditioning Group	H-21 - H-22
Interior Finish Group	H-23 - H-24
Labels Group	I-01 - I-09
LP Group	I-10
Lounge Group	I-11 - I-14
Sealants & Fasteners Group	I-15 - I-16
Water & Sewage Group	I-17 - I-19
Window, Vent & Exterior Door Group	I-20 - J-16

ACCESSORIES GROUP (CONTINUED)



REARVIEW TELEVISION MONITOR (OPTION 57Z)

Key	Part Number	U/M	Description
1	093040-02-000	EA	Television System - Rearview
2	093041-01-000	EA	Cable - Monitor/Camera
3	031170-01-000	EA	Clamp - Cable - 3/16" Dia.
4	000G32-10-05B	EA	Screw - #10 - 32 x 3/8"
5	099325-01-000	EA	Bracket Asm. - Camera Adjust
6	093040-01-701	EA	Monitor - 6" - w/Bracket & Wire Harness
7	099323-01-01A	EA	Shroud - TV - Beige
8	099303-02-01A	EA	Caplug - RHW - Metal Washer
9	099303-01-01A	EA	Caplug - RH - Black
10	000G72-10-24B	EA	Screw - #10 - 32 x 1.50" - Slotted Hex
11	000G11-06-08T	EA	Screw - #8 - 18 x 1/2" (4 Used)
12	100319-01-000	EA	Retainer - Lens - Camera
13	099288-01-000	EA	Lens - Rear - Monitor Shroud
14	093040-01-702	EA	Camera & Housing
15	093040-01-700	EA	Camera Only
16	094001-01-000	EA	Clamp - Camera (2 Used)
	000D24-10-00B	EA	Nut - Hex (4 Used)
	099305-01-000	EA	Spring - Compression
	068756-01-000	EA	Grommet - Web - 1 1/8" ID
	093040-03-000	EA	Wire Asm. - Monitor - Lower (Chevrolet Chassis)
	092881-01-000	EA	Wire Asm. - Rear Monitor - Power (Chevrolet Chassis)
	096717-02-000	EA	Wire Asm. - Monitor - Lower (Ford Chassis)
	098865-01-000	EA	Wire Asm. - Monitor - Power (Ford Chassis)
	062037-01-000	EA	Housing - Auto Fuse - Natural

ACCESSORIES GROUP (CONTINUED)

FRONT RADIO

Key	Part Number	U/M	Description
	097459-01-000	EA	Radio - AM/FM - Cassette - Digital Clock - Seek/Scan - Audiovox 1M-DXA
	097460-02-000	EA	Radio - AM/FM - Cassette - Digital Clock - Seek - Sony XR-300 (Option 57E)
	097621-01-000	EA	Mounting Kit - Audiovox Radio
	097622-01-000	EA	Radio Output Adaptor Harness - Audiovox Radio
	097620-03-000	EA	Mounting Kit - Sony Radio (Option 57E)
	097620-04-000	EA	Mounting Bracket - Sony Radio (Option 57E)
	031105-02-000	EA	Antenna - Side Mount - 12" w/Ground
	031105-01-700	EA	Upper Antenna Holder
	073741-03-000	EA	Speaker - Dash - 4" x 6" Oval - Audiovox 110-2074
	073741-04-000	EA	Speaker Grille - Dash - 4" x 6" Oval - Audiovox 136-1157
	094097-01-000	EA	Speaker - Cabinetry - 5.25" Dia. - w/o Grille - Audiovox 110C3030
	074979-01-000	EA	Speaker Cover - Light Oak
	089340-01-000	EA	Speaker Grille - 6.5" Square - Magnadyne G541W1

REAR STEREO SYSTEM & RELATED COMPONENTS (OPTION 26L)

Key	Part Number	U/M	Description
	103698-01-000	EA	Radio - AM/FM Stereo Cassette - Advantz AE8000AR
	094097-01-000	EA	Speaker - 5.25" Dia. - w/o Grille
	089340-02-000	EA	Grille - Speaker
	074979-01-000	EA	Cover - Speaker - Light Oak
	090944-01-000	EA	Antenna - Radio - 16" Rubber
	090862-01-000	EA	Bracket - Antenna
	077069-02-000	EA	Cable - Antenna - Extension - 96"
	058028-01-000	EA	Connector - Pigtail
	010495-01-000	EA	Cable Clamp - 9/16"

VACUUM CLEANER & RELATED COMPONENTS (OPTION 22T)

Key	Part Number	U/M	Description
	092304-01-000	EA	Vacuum Cleaner - Built-In
	092304-01-700	EA	Bags - Replacement (Pkg. of 5)
	092304-02-000	EA	Vacuum Cleaning Tool Set
	092304-02-700	EA	Hand Power Brush
	092304-02-701	EA	Dusting Tool
	092304-02-702	EA	Rug Tool
	092304-02-703	EA	Crevice Tool
	092304-02-704	EA	Motor/Relay
	096241-03-000	EA	Switch - Blank
	092304-03-000	EA	Vacuum Cleaner Door Asm.
	010194-01-000	FT	Pipe - Black Plastic
	039681-01-000	EA	Coupling - Plastic - 1 1/4"
	010001-01-000	EA	Elbow - Plastic
	049910-01-000	EA	Tee - Plastic - 1 1/4" - H x H x H

MISCELLANEOUS ACCESSORIES

Key	Part Number	U/M	Description
	054185-35-000	EA	Operator's Manual
	092318-01-000	EA	3 Ring Binder - Motor Home Manual
	092319-01-000	EA	Pocket Page - 3 Ring Binder
	098024-02-000	EA	Cassette - Superchief
	099048-01-000	EA	Inverter - 100 Watt
	094499-01-000	EA	Fire Extinguisher - 1A10BC (USA)
	094499-02-000	EA	Fire Extinguisher - 1A10BC (CSA)
	094493-01-700	EA	Holder - Fire Extinguisher
	072852-01-000	EA	Smoke Detector - w/9 Volt Battery

1990 WINNEBAGO TABLE OF CONTENTS

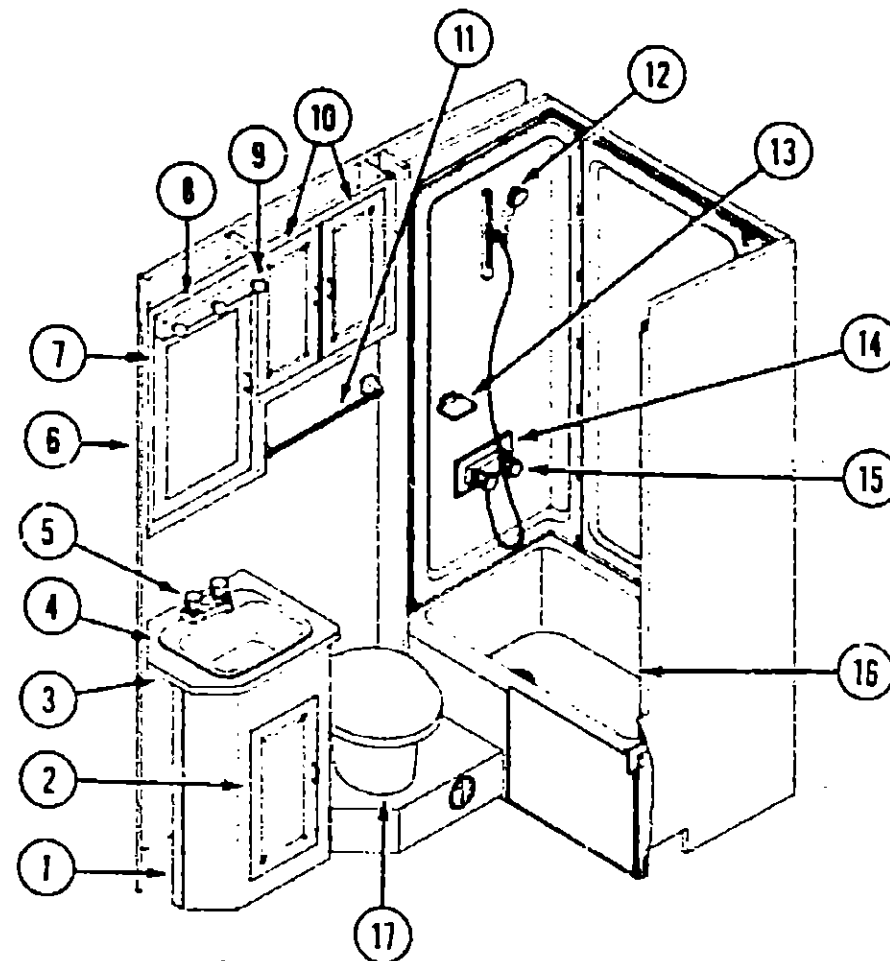
INTRODUCTION	A-01 - A-02
ABBREVIATIONS	A-03
ALPHABETICAL/GROUP REFERENCE	A-04 - A-06
WC/FM31RQ	A-07 - F-02
WC/FM34RA	F-03 - J-16

1990 WC/FM34RA INDEX

Floor Plan	F-03 - F-04
Accessories Group	F-05 - F-08
Bath Group	F-09 - F-11
Bedroom Group	F-12 - F-15
Chassis Group	F-16 - G-07
Curtain, Cushion & Pad Group	G-08 - G-17
Dinette Group	G-18 - G-20
Driver's Compartment Group	G-21 - H-01
Electrical Group	H-02 - H-06
Exterior Body Group	H-07 - H-15
Galley Group	H-16 - H-20
Heating & Air Conditioning Group	H-21 - H-22
Interior Finish Group	H-23 - H-24
Labels Group	I-01 - I-09
LP Group	I-10
Lounge Group	I-11 - I-14
Sealants & Fasteners Group	I-15 - I-16
Water & Sewage Group	I-17 - I-19
Window, Vent & Exterior Door Group	I-20 - J-16

BATH GROUP

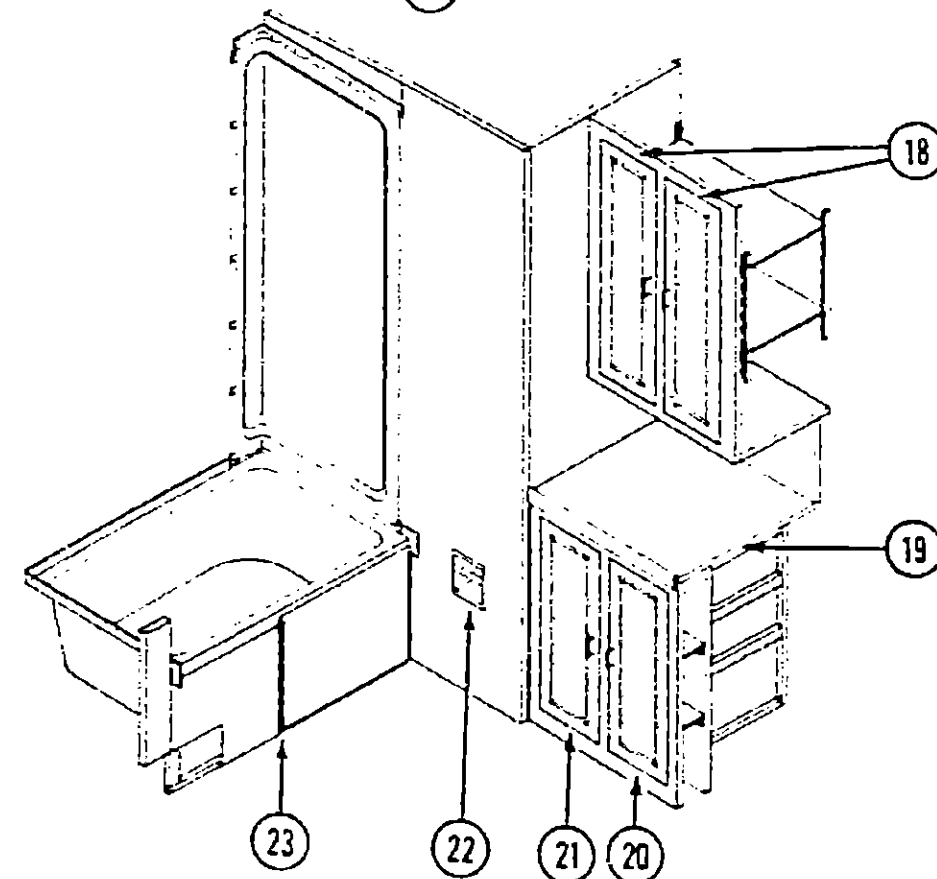
CABINETRY



Key	Part Number	U/M	Description
1	M97058-01-AB1	EA	Cabinet Asm. - Lavatory
2	M88304-64-AB1	EA	Door Asm. - w/o Hardware
3	097058-13-AB1	EA	Countertop Asm.
4	096927-01-01A	EA	Sink - Rectangular
	096927-01-700	EA	Stopper - Sink
	096927-01-701	EA	Tailpiece - Sink
5	075240-05-000	EA	Lavatory Faucet - Brass (USA)
5	075240-06-000	EA	Lavatory Faucet - Bone (CSA)
	091253-01-000	EA	Gasket - Lavatory Faucet
6	097059-01-AB1	EA	Cabinet Asm. - Medicine
7	M88304-G2-AB6	EA	Door Asm. - w/o Hardware
8	082169-01-000	EA	Make-up Light
9	081663-01-700	EA	Bulb - Make-up Light
10	M88304-21-AB6	EA	Door Asm. - w/o Hardware
11	075453-02-000	EA	Towel Bar - 18" - Brass
12	011048-02-000	EA	Shower Head - w/60" Hose (USA)
12	011048-05-000	EA	Shower Head - w/60" Hose (CSA)
13	081614-02-000	EA	Soap Dish - Brass w/Plastic Cover
14	075606-01-000	EA	Faucet Panel - Tub/Shower
15	075242-03-000	EA	Faucet - Tub/Shower - Brass (USA)
15	075242-04-000	EA	Faucet - Tub/Shower - Bone (CSA)
16	M02630-12-AB1	EA	Tub/Shower - w/Strainer
17	064076-01-000	EA	Toilet - Ivory
18	M88304-F7-AB6	EA	Door Asm. - w/o Hardware
19	097002-18-AB1	EA	Countertop Asm.
20	M88304-71-AB1	EA	Door Asm. - w/o Hardware
21	M88304-72-AB1	EA	Door Asm. - w/o Hardware
22	085278-01-000	EA	Tissue Holder - Recessed - Brass
23	085746-01-000	EA	Carpet Trim

BATH ENTRANCE DOOR

Key	Part Number	U/M	Description
	M97241-01-AB1	EA	Door Asm. - Bathroom Entrance
	009059-02-000	EA	Hinge - 2" - Brass
	000G57-05-16J	EA	Screw - #5 - 20 x 1" PFH - Brass
	094485-01-01A	EA	Door Knob - Polished Brass
	081318-02-Y10	EA	Door Jamb - Top
	081317-09-AB1	EA	Door Jamb - Side w/Hole
	081317-10-AB1	EA	Door Jamb - Side w/o Hole
	076767-02-000	EA	Cable Asm. - Door Restraining
	093446-09-B10	EA	Mirror Asm.
	058331-38-000	EA	Glass - Mirror Asm.



1990 WINNEBAGO TABLE OF CONTENTS

INTRODUCTION	A-01 - A-02
ABBREVIATIONS	A-03
ALPHABETICAL/GROUP REFERENCE	A-04 - A-06
WC/FM31RQ	A-07 - F-02
WC/FM34RA	F-03 - J-16

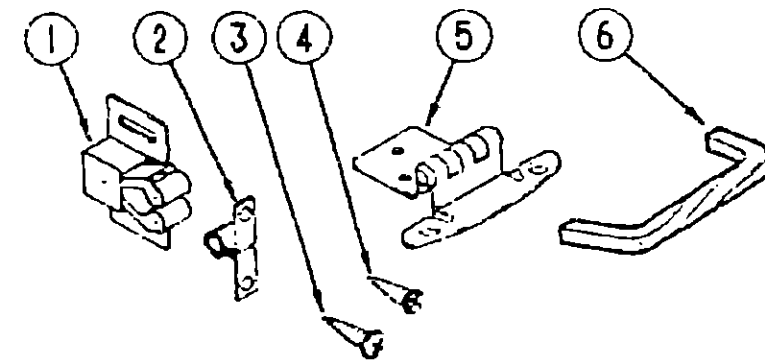
1990 WC/FM34RA INDEX

Floor Plan	F-03 - F-04
Accessories Group	F-05 - F-08
Bath Group	F-09 - F-11
Bedroom Group	F-12 - F-15
Chassis Group	F-16 - G-07
Curtain, Cushion & Pad Group	G-08 - G-17
Dinette Group	G-18 - G-20
Driver's Compartment Group	G-21 - H-01
Electrical Group	H-02 - H-06
Exterior Body Group	H-07 - H-15
Galley Group	H-16 - H-20
Heating & Air Conditioning Group	H-21 - H-22
Interior Finish Group	H-23 - H-24
Labels Group	I-01 - I-03
LP Group	I-10
Lounge Group	I-11 - I-14
Sealants & Fasteners Group	I-15 - I-16
Water & Sewage Group	I-17 - I-19
Window, Vent & Exterior Door Group	I-20 - J-16

BATH GROUP (CONTINUED)

BATH HARDWARE

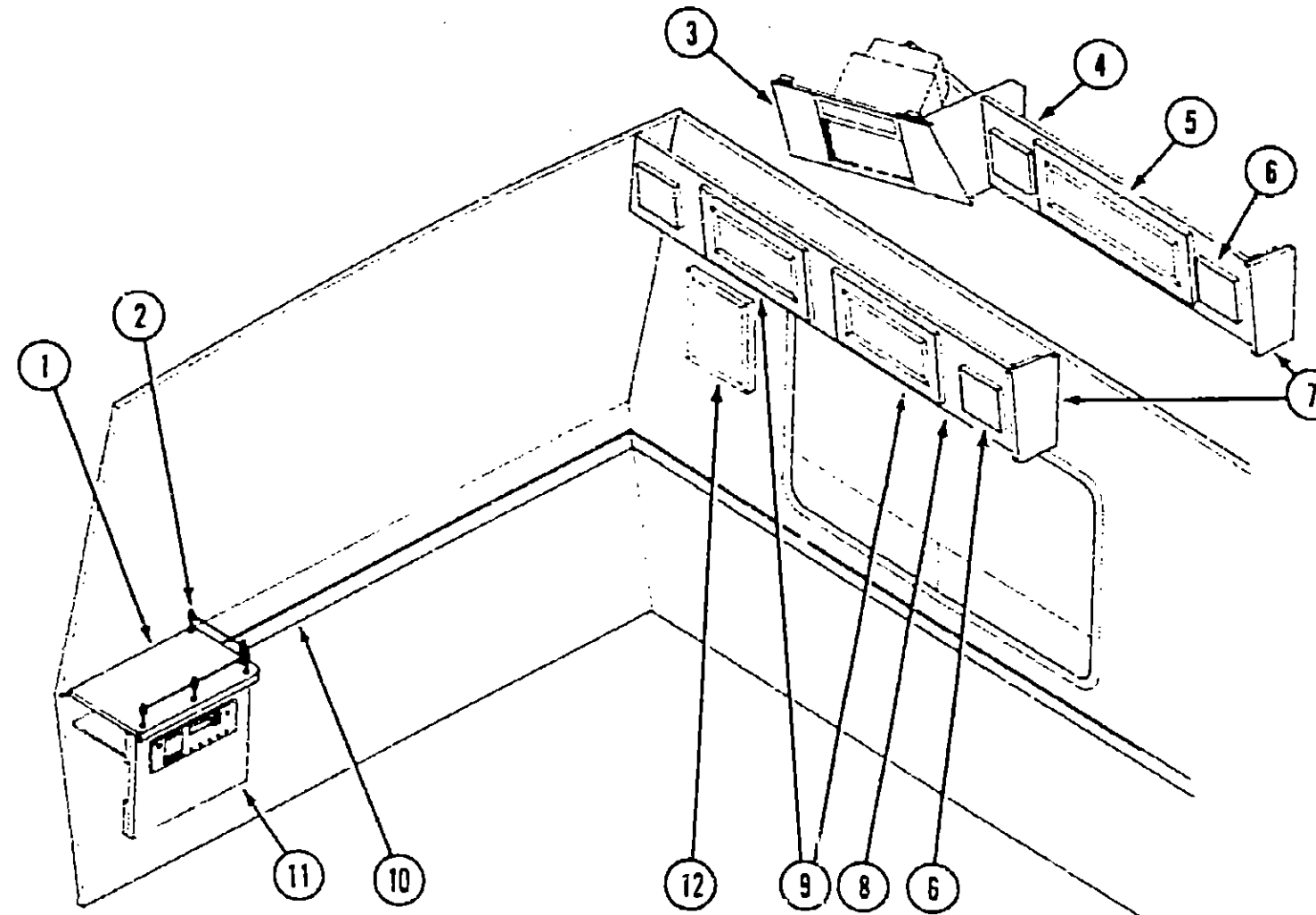
Key	Part Number	U/M	Description
	011048-02-000	EA	Shower Head - w/60" Hose (USA)
	011048-05-000	EA	Shower Head - w/60" Hose (CSA)
	075240-05-000	EA	Lavatory Faucet - Brass (USA)
	075240-06-000	EA	Lavatory - Faucet - Bone (CSA)
	091253-01-000	EA	Gasket - Lavatory Faucet
	075242-03-000	EA	Faucet - Tub/Shower - Brass (USA)
	075242-04-000	EA	Faucet - Tub/Shower - Bone (CSA)
	096927-01-01A	EA	Sink - Rectangular
	096927-01-700	EA	Stopper - Sink
	096927-01-701	EA	Tailpiece - Sink
	M02630-12-AB1	EA	Tub/Shower (w/Strainer)
	011069-03-000	EA	Tailpiece - Tub/Shower - Plastic (USA)
	011069-02-000	EA	Tailpiece - Tub/Shower - Brass (CSA)
	066729-01-000	EA	Strainer - Tub/Shower Drain
	069735-01-000	EA	Washer - Plastic - Tailpiece
	075606-01-000	EA	Faucet Panel - Tub/Shower
	085278-01-000	EA	Tissue Holder - Recessed - Brass
	075453-02-000	EA	Towel Bar - 18" - Antique Brass
	081514-02-000	EA	Soap Dish - Brass w/Plastic Cover
	075454-02-000	EA	Towel Ring - Brass w/Mounting Hardware
	075680-02-000	EA	Adjustable Clothes Rod - 27" to 35"
	009112-01-000	EA	Flange - 1" - Clothes Rod
	064076-01-000	EA	Toilet - Ivory
	097873-01-000	EA	Clothes Washer - Almond
	097873-02-000	EA	Clothes Dryer - Almond
	092574-02-01A	EA	Shower Door - Solid - w/Panel
	092574-01-700	EA	Knob - Safety Latch
	092574-01-701	EA	Bracket - w/Stud - Towel Bar - Gold
	092574-01-702	EA	Towel Bar - 30" - Gold
	092574-01-703	EA	Door Pull - Gold
	092574-01-704	EA	Screw - Gold - #6 - 3/8"
	092574-01-705	EA	Magnetic Stripe - 56 7/8"
	092574-01-706	EA	Strike Jamb - 56 7/8"



CABINET HARDWARE (DOORS & CABINETS)

Key	Part Number	U/M	Description
1	093586-03-000	EA	Roller Catch (Doors)
2	093586-04-000	EA	Steel Strike (Doors)
3	000G68-06-10G	EA	Screw - #6 - 18 x .625" POH - Antique Brass - Hinge to Cabinet
4	000G13-06-10G	EA	Screw - #6 - 20 x .625" PFH - Antique Brass - Hinge to Door
5	059777-02-000	EA	Hinge - Burnished Brass (Doors)
6	096645-01-000	EA	Pull Handle

BEDROOM GROUP



BEDROOM CABINETRY

Key	Part Number	U/M	Description
1	097053-11-AB1	EA	Countertop Asm.
2	084070-01-000	EA	Brass Post - Center
2	084070-02-000	EA	Brass Post - End
2	084071-07-000	EA	Brass Rod - 18.1"
2	084071-08-000	EA	Brass Rod - 9.3"
3	P00064-01-AB1	EA	Cabinet Asm. - Overhead TV (Option 43Y)
4	M96997-01-AB1	EA	Overhead Cabinet - w/o Door (Option 43Y)
5	M88304-50-AB1	EA	Door Asm. - w/o Hardware
6	089340-02-000	EA	Speaker Cover
7	097048-02-AB1	EA	End Cap - Overhead Cabinet
8	M98269-01-AB1	EA	Overhead Cabinet - w/o Doors
9	M88304-08-AB6	EA	Door Asm. - w/o Hardware
10	100182-09-AB1	EA	Wall Molding
11	097053-01-AB1	EA	Cabinet Asm. - Nightstand - Rear (w/o Stereo)
11	M04089-01-AB1	EA	Cabinet Asm. - Nightstand - Rear (w/Stereo)
12	054357-02-W24	EA	TV Stand Asm.

1990 WINNEBAGO TABLE OF CONTENTS

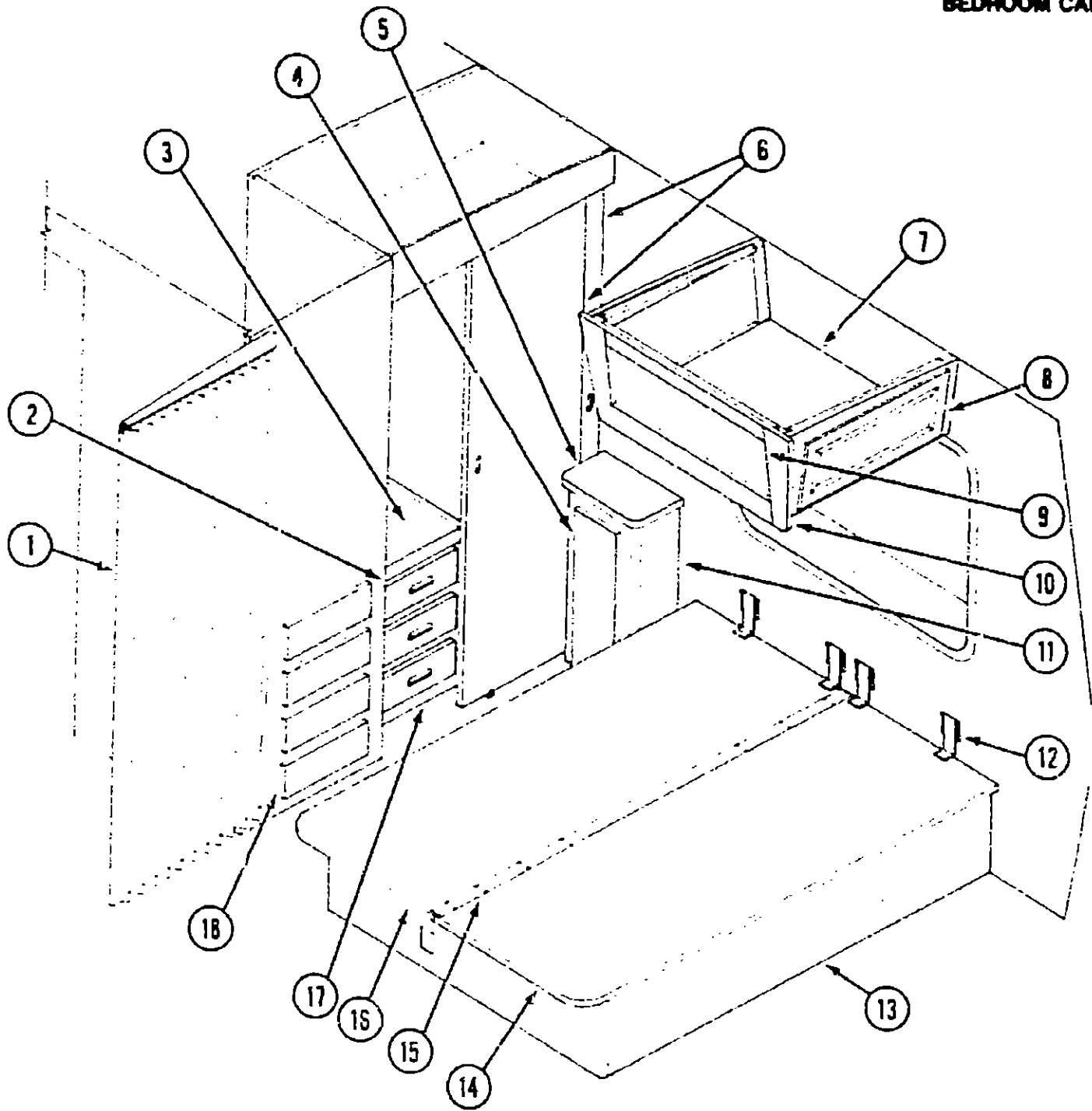
INTRODUCTION	A-01 - A-02
ABBREVIATIONS	A-03
ALPHABETICAL/GROUP REFERENCE	A-04 - A-06
WC/FM31RQ	A-07 - F-02
WC/FM34RA	F-03 - J-16

1990 WC/FM34RA INDEX

Floor Plan	F-03 - F-04
Accessories Group	F-05 - F-08
Bath Group	F-09 - F-11
Bedroom Group	F-12 - F-15
Chassis Group	F-16 - G-07
Curtain, Cushion & Pad Group	G-08 - G-17
Dinette Group	G-18 - G-20
Driver's Compartment Group	G-21 - H-01
Electrical Group	H-02 - H-06
Exterior Body Group	H-07 - H-15
Galley Group	H-16 - H-20
Heating & Air Conditioning Group	H-21 - H-22
Interior Finish Group	H-23 - H-24
Labels Group	I-01 - I-09
LP Group	I-10
Lounge Group	I-11 - I-14
Sealants & Fasteners Group	I-15 - I-16
Water & Sewage Group	I-17 - I-19
Window, Vent & Exterior Door Group	I-20 - J-16

BEDROOM GROUP (CONTINUED)

BEDROOM CABINETRY (CONTINUED)



Key	Part Number	U/M	Description
1	042488-06-000	EA	Folding Door
	094856-02-01A	EA	Folding Door Track
2	099954-02-AB1	EA	Drawer Asm. - Cabinet
3	097060-11-AB1	EA	Countertop Asm.
4	M88304-K6-AB1	EA	Door Asm. - w/o Hardware
5	097052-11-AB1	EA	Countertop Asm.
6	097996-01-AB1	EA	Door Asm. - Sliding - Left or Right Side
7	M96999-01-AB1	EA	Cabinet Asm. - Overhead - w/o Doors
8	M88304-50-AB1	EA	Door Asm. - w/o Hardware
9	058331-29-000	EA	Mirror
	009089-01-000	EA	Mirror Clip
10	099953-01-AB1	EA	End Cap - Overhead Cabinet
11	097052-01-AB1	EA	Cabinet Asm. - w/o Door
12	088199-02-Y12	EA	Hinge Asm.
13	M96943-01-AB1	EA	Cabinet Asm. - Queen Bed
14	M04046-02-AB1	EA	Cabinet Asm. - Bed Top
15	089076-03-000	EA	Support Channel (H)
16	M04046-01-AB1	EA	Cabinet Asm. - Bed Top
	057460-04-000	EA	Gas Spring Rods
	057460-02-000	EA	Gas Spring Ball Stud
	057460-03-000	EA	Gas Spring Safety Clip
	089024-01-000	EA	Gas Spring Support - Floor
	089025-01-000	EA	Gas Spring Support - Bed
17	097060-01-AB1	EA	Cabinet Asm. - (4) Drawer - w/o Drawers
17	097060-02-AB1	EA	Cabinet Asm. - (3) Drawer - w/o Drawers (Option 21T)
18	094192-07-AB1	EA	Drawer Asm. - Wall

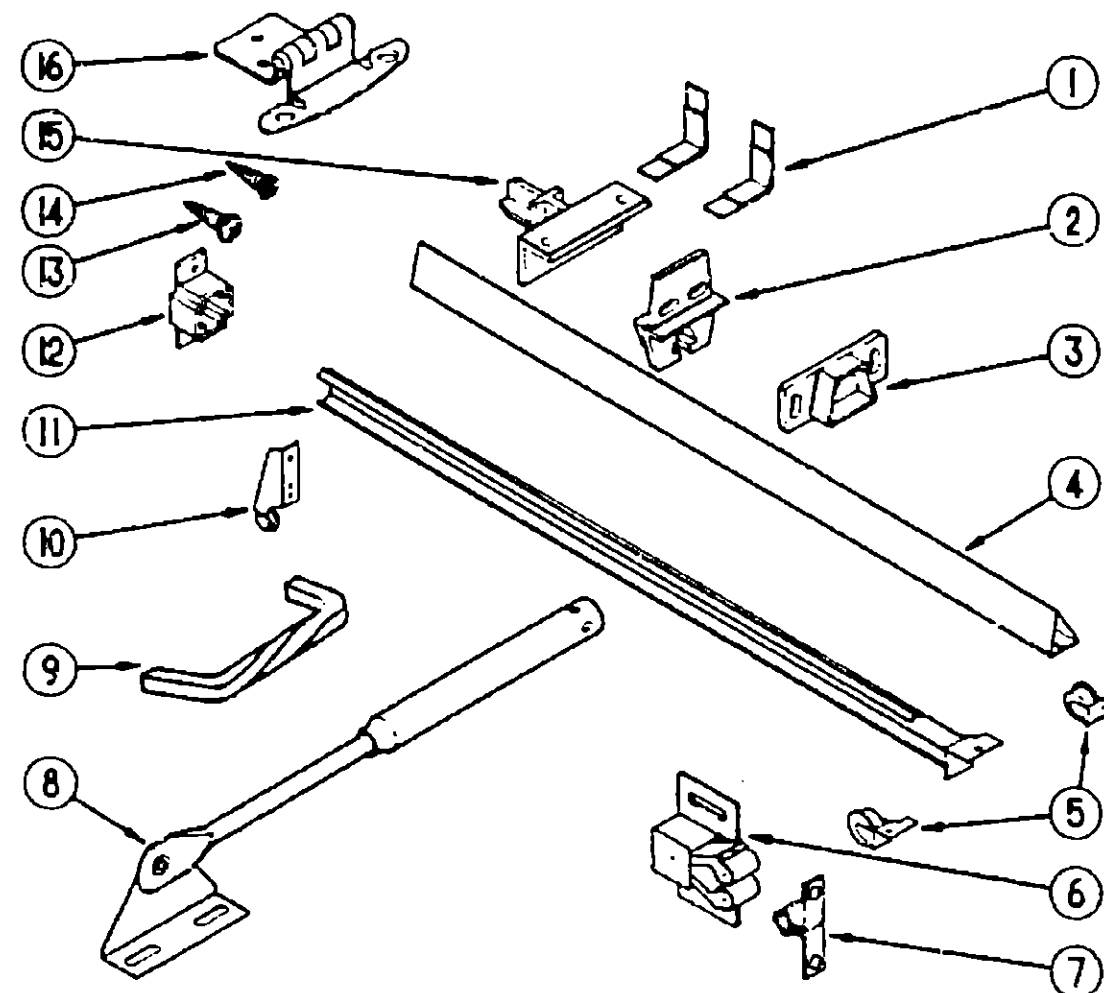
1990 WINNEBAGO
TABLE OF CONTENTS

INTRODUCTION	A-01 - A-02
ABBREVIATIONS	A-03
ALPHABETICAL/GROUP REFERENCE	A-04 - A-06
WC/FM31RG	A-07 - F-02
WC/FM34RA	F-03 - J-16

1990 WC/FM34RA INDEX

Floor Plan	F-03 - F-04
Accessories Group	F-05 - F-08
Bath Group	F-09 - F-11
Bedroom Group	F-12 - F-15
Chassis Group	F-16 - G-07
Curtain, Cushion & Pad Group	G-08 - G-17
Dinette Group	G-18 - G-20
Driver's Compartment Group	G-21 - H-01
Electrical Group	H-02 - H-06
Exterior Body Group	H-07 - H-15
Galley Group	H-16 - H-20
Heating & Air Conditioning Group	H-21 - H-22
Interior Finish Group	H-23 - H-24
Labels Group	I-01 - I-09
LP Group	I-10
Lounge Group	I-11 - I-14
Sealants & Fasteners Group	I-15 - I-16
Water & Sewage Group	I-17 - I-19
Window, Vent & Exterior Door Group	I-20 - J-16

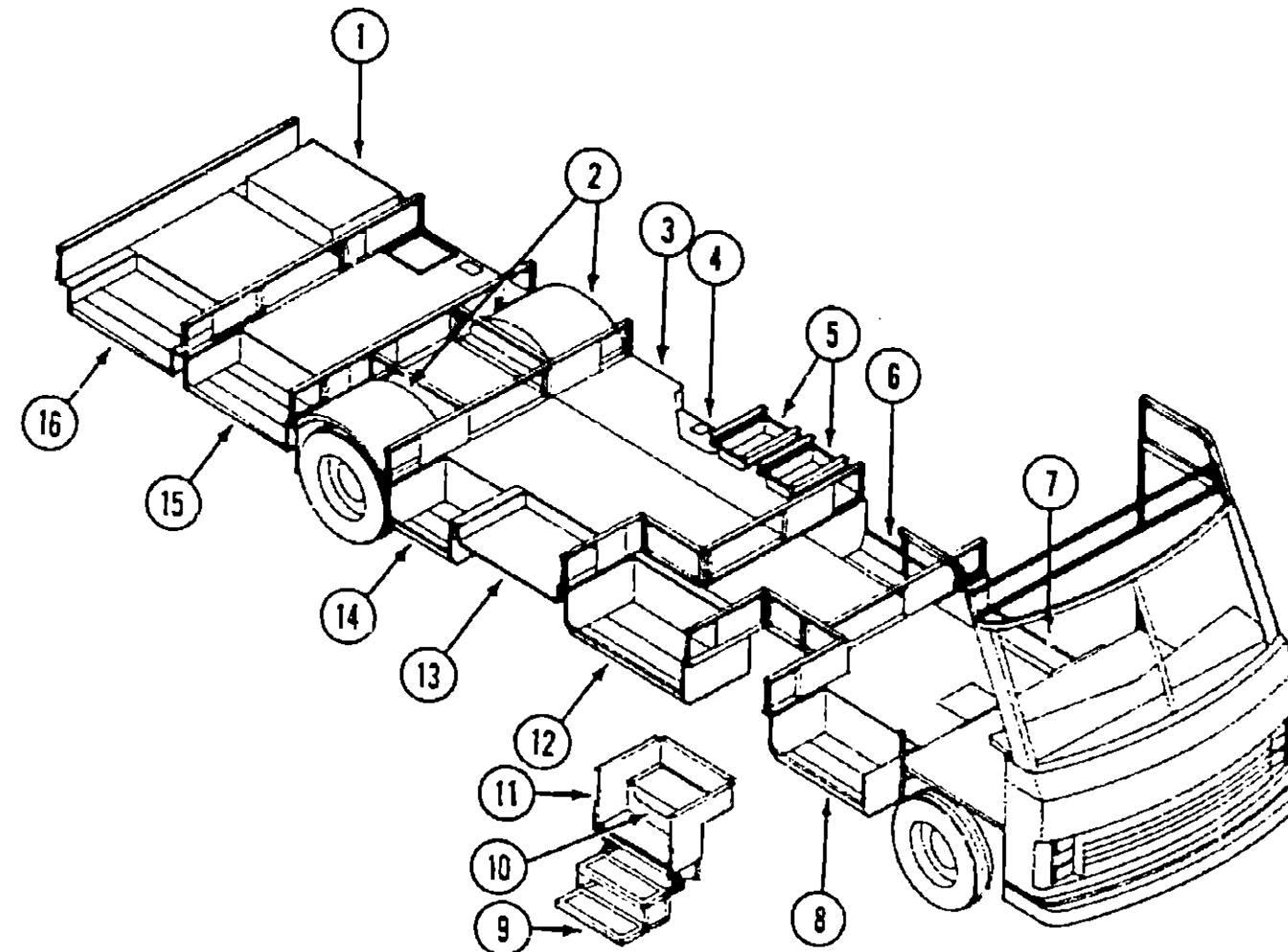
BEDROOM GROUP (CONTINUED)



CABINET HARDWARE (DOORS, DRAWERS & CABINETS)

Key	Part Number	U/M	Description
1	037688-02-000	EA	L-Corner Glide (Drawers)
2	037688-03-000	EA	Center Glide (Drawers)
3	037688-05-000	EA	Rail Mounting Bracket - Rear (Drawers)
4	037688-01-000	EA	V-Rail (Drawers)
5	102837-03-000	EA	Nylon Rollers (Set of 2) (Drawers)
6	093586-03-000	EA	Roller Catch
7	093586-04-000	EA	Steel Strike
8	074493-02-000	EA	Door Support
9	096645-01-000	EA	Pull Handle
10	102827-02-000	EA	Rear Roller Bracket (Drawers)
11	102827-05-000	EA	Track (Drawers)
12	102827-04-000	EA	Rear Mounting Bracket (Drawers)
13	000G68-06-10G	EA	Screw - #6 - 18 x .625" POH - Antique Brass - Hinge to Cabinet
14	000G13-06-10G	EA	Screw - #6 - 20 x .625" PFH - Antique Brass - Hinge to Door
15	037688-04-000	EA	Rail Mounting Bracket - Front (Drawers)
16	059777-02-000	EA	Hinge - Burnished Brass
	084466-02-000	EA	Slide Asm. - Right (Drawers)
	084466-03-000	EA	Slide Asm. - Left (Drawers)
	084466-04-000	EA	Slide Asm. - Right (Cabinet)
	084466-05-000	EA	Slide Asm. - Left (Cabinet)
	081521-02-007	EA	Corner Molding - Aluminum (Plastic Trim Holder)
	016504-03-000	EA	Angle Support Bracket - 2.5"

CHASSIS GROUP



STORAGE COMPARTMENTS & WHEELWELLS

Key	Part Number	U/M	Description
1	093313-02-000	EA	Panel Asm. - Generator Compartment
2	087883-01-000	EA	Wheelwell - Plastic
	017516-01-000	EA	Mud Flap - Black
3	088580-01-000	EA	Compartment Asm. - Power Cord
4	090592-02-Y15	EA	Compartment Asm. - Sewer Hose
5	077404-02-000	EA	Drawer - Plastic
	096765-01-000	EA	Rail Drawer
6	081252-19-000	EA	Compartment Asm. - Storage
	064075-07-000	FT	Bulb Seal
7	081252-28-000	EA	Compartment Asm. - Storage
	064075-07-000	FT	Bulb Seal
8	081252-31-000	EA	Compartment Asm. - Storage
	064075-07-000	FT	Bulb Seal
9	094707-01-01A	EA	Step Asm. - Electric - Double
10	054693-02-000	EA	Battery Door
11	089103-01-000	EA	Support Asm. - Step - Entrance
12	081252-19-000	EA	Compartment Asm. - Storage
	064075-07-000	FT	Bulb Seal
13	096448-01-000	EA	Tray Asm.
14	081252-29-000	EA	Compartment Asm. - Storage
	064075-07-000	FT	Bulb Seal
15	088015-06-000	EA	Compartment Asm. - Storage
	079368-01-000	FT	Seal - Access Door
16	088015-03-000	EA	Compartment Asm. - Storage
	079368-01-000	FT	Seal - Access Door
	061420-01-000	EA	Plug - 1.75" Dia.
	098024-01-01A	EA	Light - Dome - 1 Bulb - USA
	098024-02-01A	EA	Light - Dome - 1 Bulb - CSA
	098024-01-700	EA	Lens - Dome Light
	093486-01-000	SY	Carpet - Trunk Liner

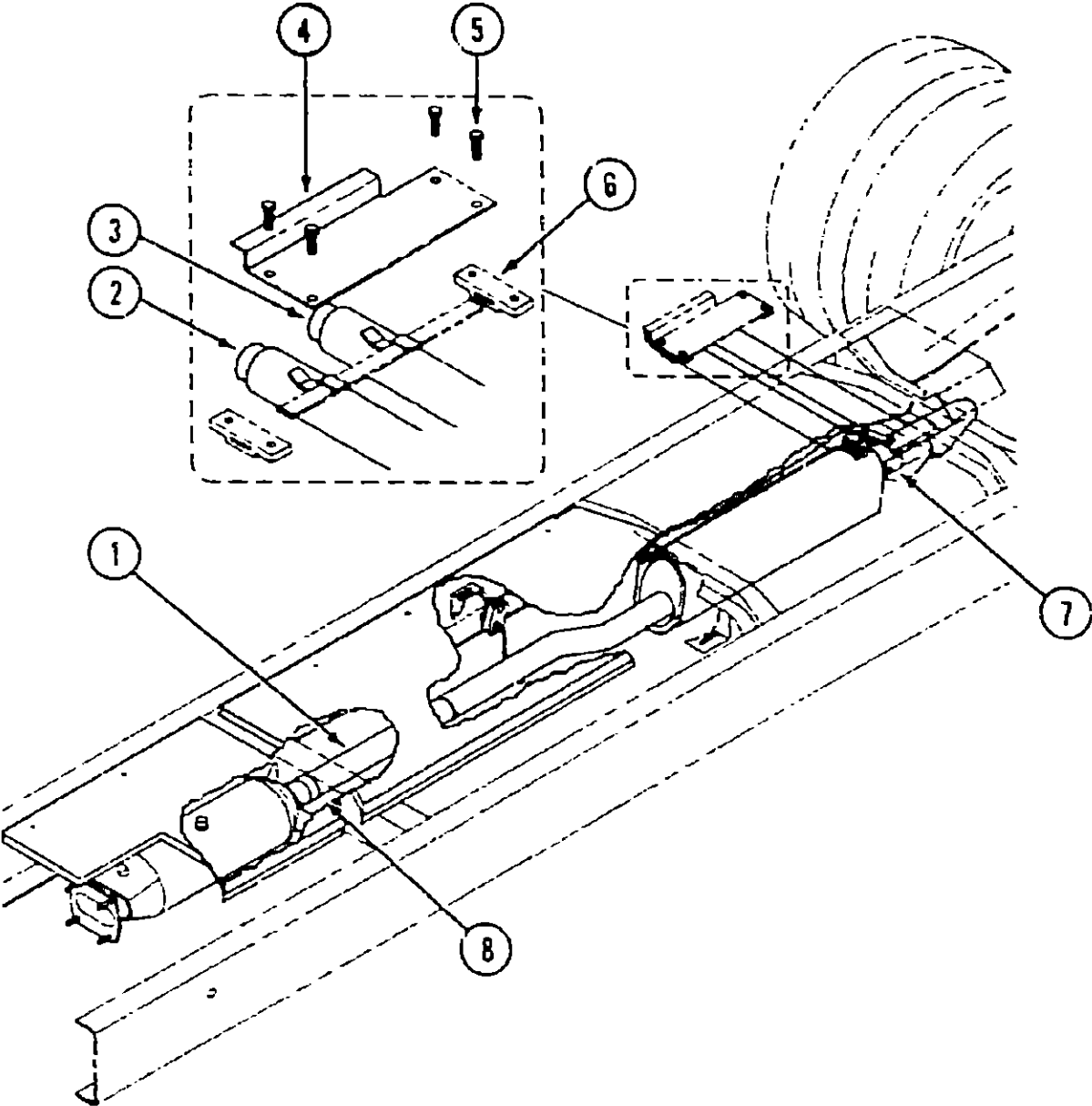
1990 WINNEBAGO TABLE OF CONTENTS

INTRODUCTION	A-01 - A-02
ABBREVIATIONS	A-03
ALPHABETICAL/GROUP REFERENCE	A-04 - A-06
WC/FM31RQ	A-07 - F-02
WC/FM34RA	F-03 - J-16

1990 WC/FM34RA INDEX

Floor Plan	F-03 - F-04
Accessories Group	F-05 - F-08
Bath Group	F-09 - F-11
Bedroom Group	F-12 - F-15
Chassis Group	F-16 - G-07
Curtain, Cushion & Pad Group	G-08 - G-17
Dinette Group	G-18 - G-20
Driver's Compartment Group	G-21 - H-01
Electrical Group	H-02 - H-05
Exterior Body Group	H-07 - H-15
Galley Group	H-16 - H-20
Heating & Air Conditioning Group	H-21 - H-22
Interior Finish Group	H-23 - H-24
Labels Group	I-01 - I-09
LP Group	I-10
Lounge Group	I-11 - I-14
Sealants & Fasteners Group	I-15 - I-16
Water & Sewage Group	I-17 - I-19
Window, Vent & Exterior Door Group	I-20 - J-16

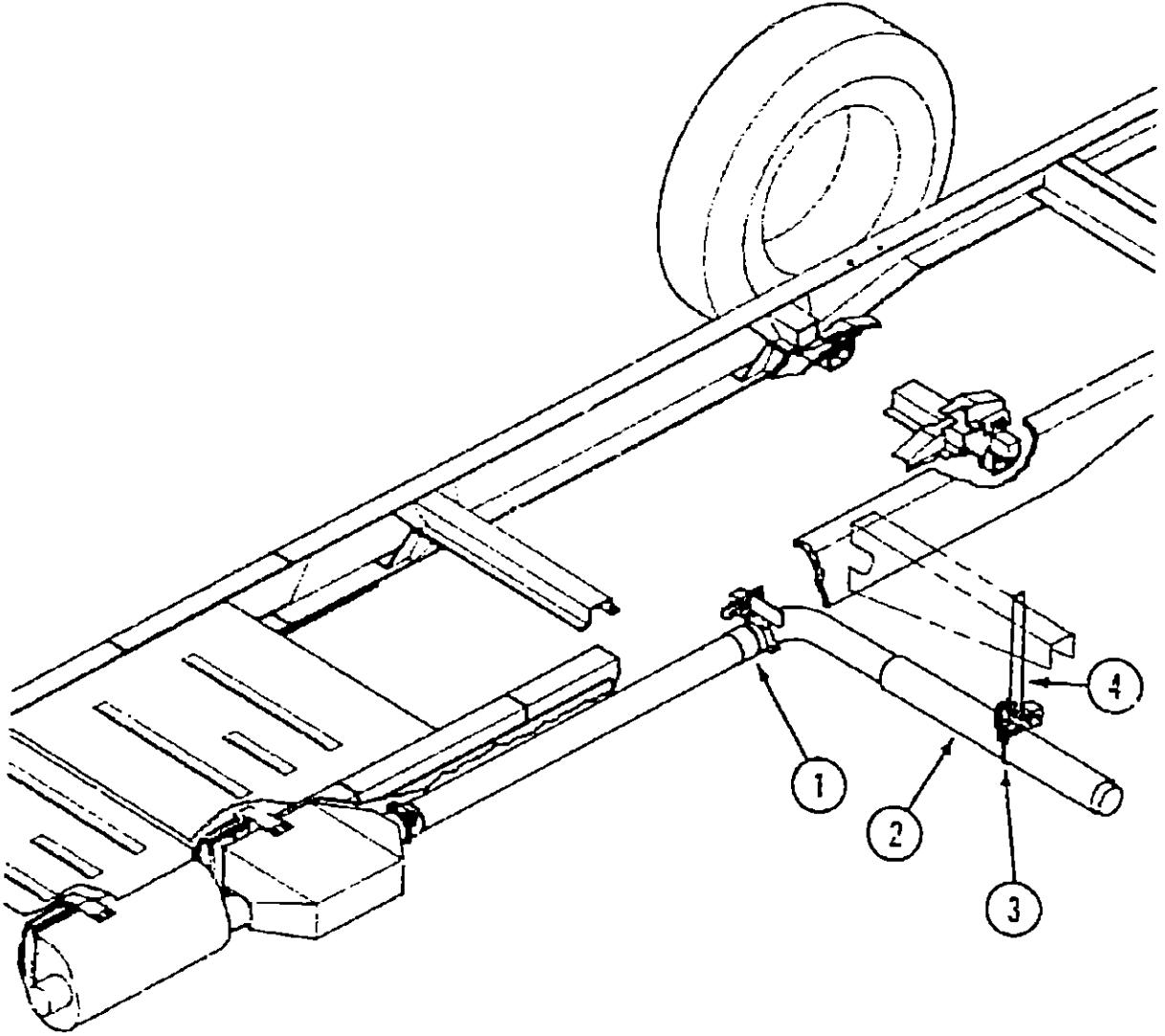
CHASSIS GROUP (CONTINUED)



EXHAUST SYSTEM (FORD CHASSIS)

Key	Part Number	U/M	Description
1	096753-02-000	EA	Exhaust Pipe - 15.30" (1991 Chassis)
1	096753-03-000	EA	Exhaust Pipe - 52.75" (1990 Chassis)
2	100601-01-000	EA	Exhaust Pipe - Tail - Front (1991 Chassis)
2	099344-01-000	EA	Exhaust Pipe - Tail - Front (1990 Chassis)
3	100600-01-000	EA	Exhaust Pipe - Tail - Rear (1991 Chassis)
3	099345-01-000	EA	Exhaust Pipe - Tail - Rear (1990 Chassis)
4	096207-03-000	EA	Support Asm. - Exhaust
5	009C26-05-20B	EA	Bolt - Hex - 5/16 - #18 - 1 1/4"
6	095190-01-000	EA	Hanger - Exhaust
	096055-02-000	EA	Support Asm. - Exhaust Pipe
	007125-07-000	EA	Clamp Asm. - Muffler - 2.5" Dia.
7	007125-05-000	EA	Clamp Asm. - Muffler - 2.0" Dia.
8	094918-03-000	EA	Clamp - Exhaust - 2.5" Dia.

CHASSIS GROUP (CONTINUED)



EXHAUST SYSTEM (CHEVROLET CHASSIS)

Key	Part Number	U/M	Description
1	094918-01-000	EA	Exhaust Clamp - 3"
2	098599-01-000	EA	Exhaust Pipe
3	094918-02-000	EA	Exhaust Clamp - 3.5"
	096054-02-000	EA	Support
4	098833-01-000	EA	Hanger Bracket - Exhaust

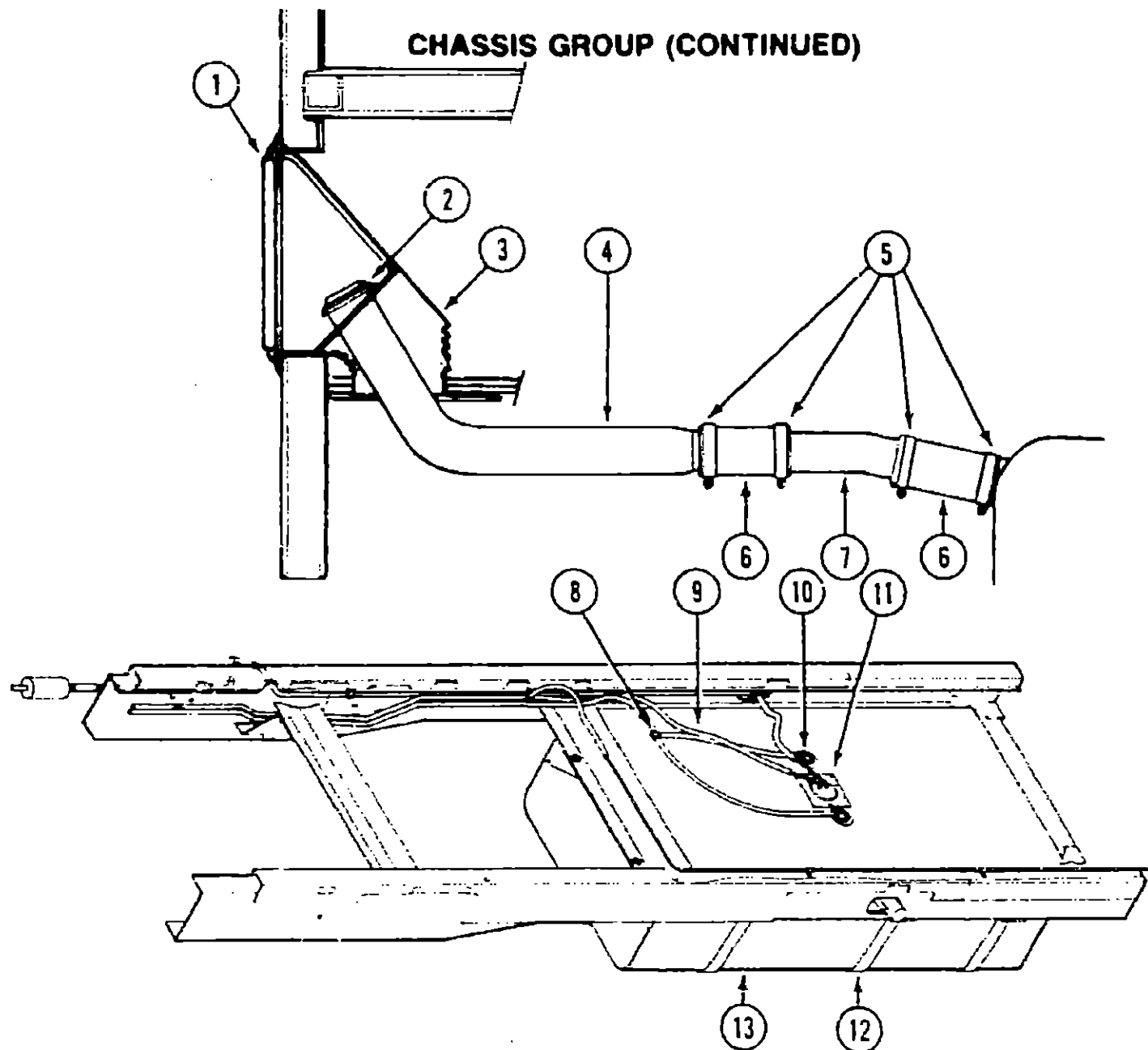
1990 WINNEBAGO
TABLE OF CONTENTS

INTRODUCTION	A-01 - A-02
ABBREVIATIONS	A-03
ALPHABETICAL/GROUP REFERENCE	A-04 - A-06
WC/FM31RQ	A-07 - F-02
WC/FM34RA	F-03 - J-16

1990 WC/FM34RA INDEX

Floor Plan	F-03 - F-04
Accessories Group	F-05 - F-08
Bath Group	F-09 - F-11
Bedroom Group	F-12 - F-15
Chassis Group	F-16 - G-07
Curtain, Cushion & Pad Group	G-08 - G-17
Dinette Group	G-18 - G-20
Driver's Compartment Group	G-21 - H-01
Electrical Group	H-02 - H-06
Exterior Body Group	H-07 - H-15
Galley Group	H-16 - H-20
Heating & Air Conditioning Group	H-21 - H-22
Interior Finish Group	H-23 - H-24
Labels Group	I-01 - I-09
LP Group	I-10
Lounge Group	I-11 - I-14
Sealants & Fasteners Group	I-15 - I-16
Water & Sewage Group	I-17 - I-19
Window, Vent & Exterior Door Group	I-20 - J-16

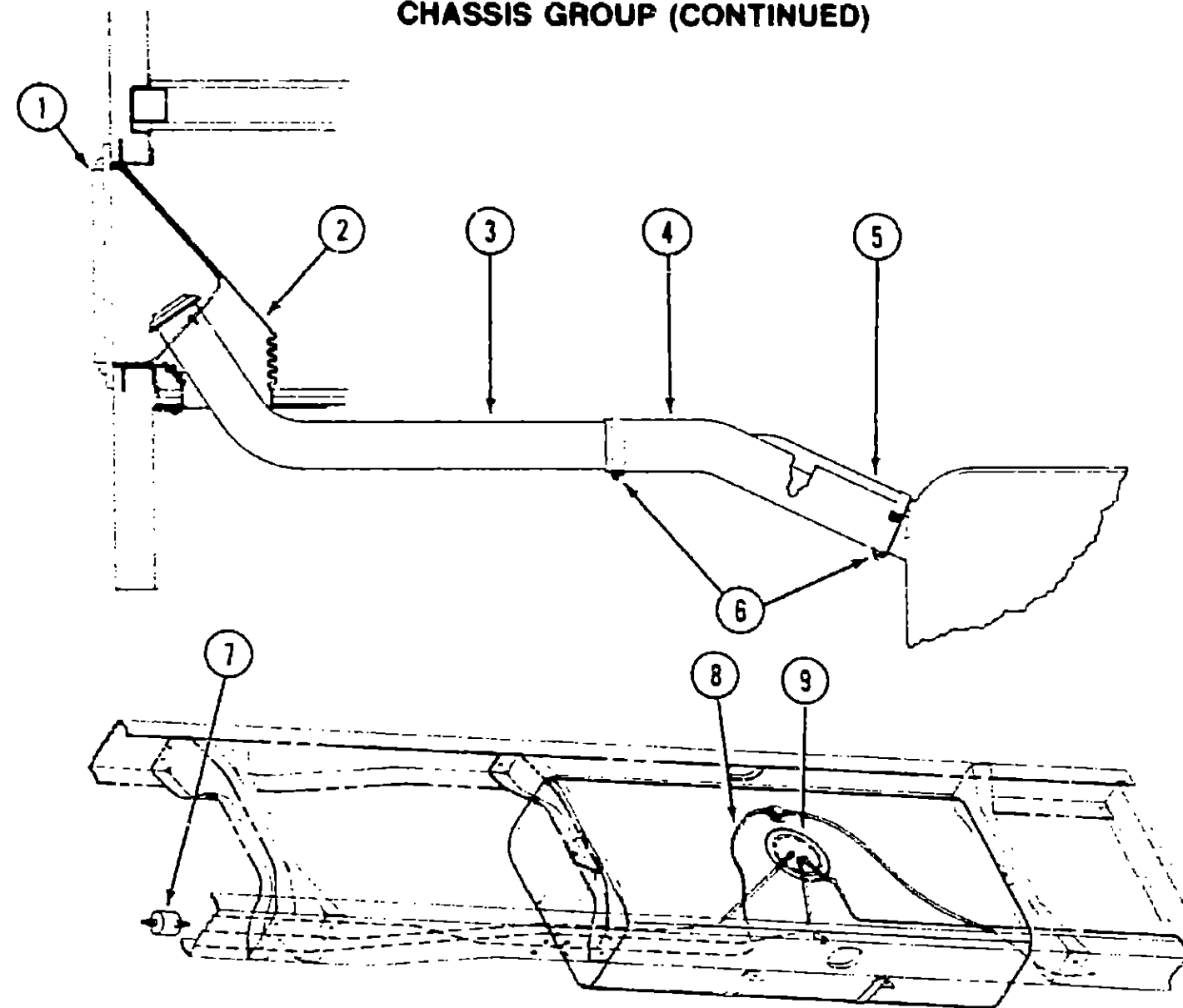
CHASSIS GROUP (CONTINUED)



FUEL SYSTEM COMPONENTS (CHEVROLET CHASSIS)

Key	Part Number	U/M	Description
1	078010-04-000	EA	Door Asm. - Fuel Fill - Beige
	077963-01-000	EA	Gasket - Door - Gas Fill
2	073220-02-000	EA	Cap Asm. - Fuel Fill - Non-Locking (GM22525302)
3	083578-01-000	EA	Boot - Fuel Fill
4	087256-02-000	EA	Neck Asm. - Fuel Fill (Chevrolet Chassis)
	066732-01-000	FT	Hose - Vent
	062401-03-000	EA	Hose Clamp - Wormgear - .22" to 1" ID
5	062401-02-000	EA	Hose Clamp - Wormgear - 1.56" to 2.5" ID
6	007111-01-000	EA	Hose - 2 1/4" x 3" (GM Part #14042360)
7	075228-01-000	EA	Neck Asm. - Lower Fuel Fill
8	089357-01-000	EA	Tee - Brass
9	007063-01-000	FT	Hose - Gas - 1/4" ID x 1/2" OD
10	079661-01-000	EA	Valve Asm. - Vent - Fuel Tank
	079660-01-000	EA	Grommet - Seal - Valve Asm. - Fuel
11	088740-02-000	EA	Sending Unit/Pump Fuel
	086255-01-000	EA	Gasket - Sender
	086254-01-000	EA	Retainer - Sender
12	090082-02-000	EA	Strap - Fuel Tank
13	090082-03-000	EA	Tank - Fuel - 80 Gallon
	062043-01-000	EA	Label - Fuel - Unleaded (California)
	078200-01-000	EA	Gasket - Fuel Fill
	090342-01-000	EA	Label - Vapor Relief
	061417-01-000	EA	Label - Fuel

CHASSIS GROUP (CONTINUED)



FUEL SYSTEM COMPONENTS (FORD CHASSIS)

Key	Part Number	U/M	Description
1	078010-04-000	EA	Door Asm. - Fuel Fill - Beige
	077963-01-000	EA	Gasket - Door - Gas Fill
2	083578-01-000	EA	Boot - Fuel Fill
3	095607-01-000	EA	Neck Asm. - Fuel Fill
4	095602-01-000	EA	Hose - Fuel Fill - Formed - 2" ID
5	066732-00-001	FT	Hose - Fuel Fill - .62 ID
	062401-03-000	EA	Hose Clamp - Wormgear - .22" to 1" ID
6	062401-02-000	EA	Hose Clamp - Wormgear - 1.56" to 2.5" ID
	089310-01-000	EA	Cap - Fuel Fill - Turn to Vent
7	084930-01-000	EA	Fuel Filter
8	007063-01-000	FT	Hose - Gas - 1/4" ID x 1/2" OD
9	098452-01-000	EA	Sender & Pump Asm. - Fuel Tank
	062043-01-000	EA	Label - Fuel - Unleaded (California)
	078200-01-000	EA	Gasket - Fuel Fill
	061417-01-000	EA	Label - Fuel

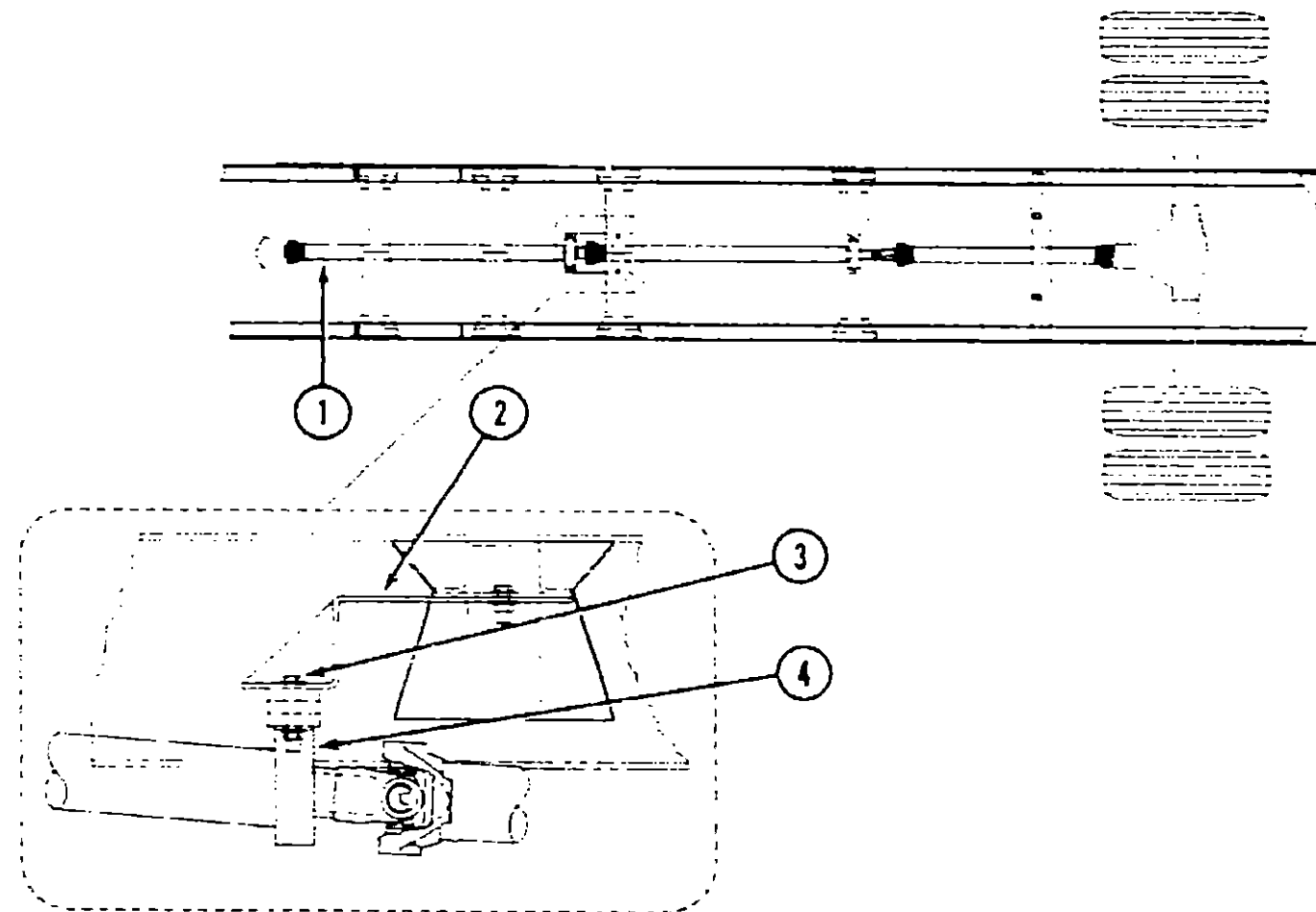
1990 WINNEBAGO TABLE OF CONTENTS

INTRODUCTION	A-01 - A-02
ABBREVIATIONS	A-03
ALPHABETICAL/GROUP REFERENCE	A-04 - A-06
WC/FM31RQ	A-07 - F-02
WC/FM34RA	F-03 - J-16

1990 WC/FM34RA INDEX

Floor Plan	F-03 - F-04
Accessories Group	F-05 - F-08
Bath Group	F-09 - F-11
Bedroom Group	F-12 - F-15
Chassis Group	F-16 - G-07
Curtain, Cushion & Pad Group	G-08 - G-17
Dinette Group	G-18 - G-20
Driver's Compartment Group	G-21 - H-01
Electrical Group	H-02 - H-06
Exterior Body Group	H-07 - H-15
Galley Group	H-16 - H-20
Heating & Air Conditioning Group	H-21 - H-22
Interior Finish Group	H-23 - H-24
Labels Group	I-01 - I-09
LP Group	I-10
Lounge Group	I-11 - I-14
Sealants & Fasteners Group	I-15 - I-16
Water & Sewage Group	I-17 - I-19
Window, Vent & Exterior Door Group	I-20 - J-16

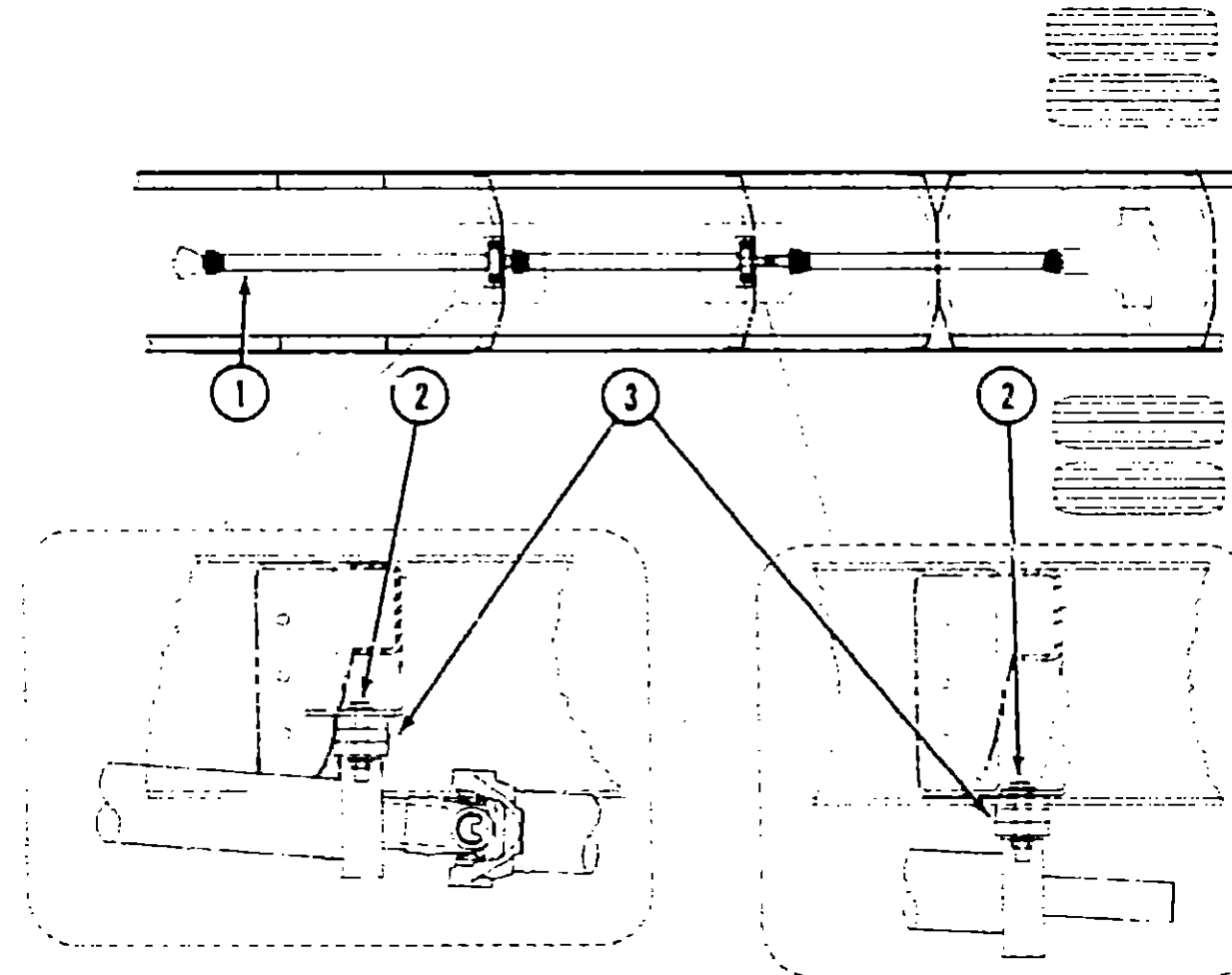
CHASSIS GROUP (CONTINUED)



DRIVELINE (CHEVROLET CHASSIS)

Key	Part Number	U/M	Description
1	075302-13-000	EA	Drive Shaft Asm. - Yoke/Yoke
2	094554-01-000	EA	Support Asm. - Bearing
3	000C13-07-26B	EA	Bolt - Hex - 7/16" - 20 x 1 1/4"
	085771-03-000	EA	Nut - Hex
	000E13-20-00B	EA	Washer
4	083417-01-000	EA	Heat Shield Asm. - Bearing
	000C12-06-16B	EA	Bolt - Hex - 3/8" - 16 x 1"
	000D29-06-00B	EA	Nut - Hex - w/Nylon Lock
	000E13-17-00B	EA	Washer

CHASSIS GROUP (CONTINUED)



DRIVELINE (FORD CHASSIS)

Key	Part Number	U/M	Description
1	095511-02-000	EA	Front Driveshaft
2	000C31-07-44A	EA	Bolt - Hex - 7/16" - 14 x 2.75"
3	074833-01-000	EA	Spacer (3 used)

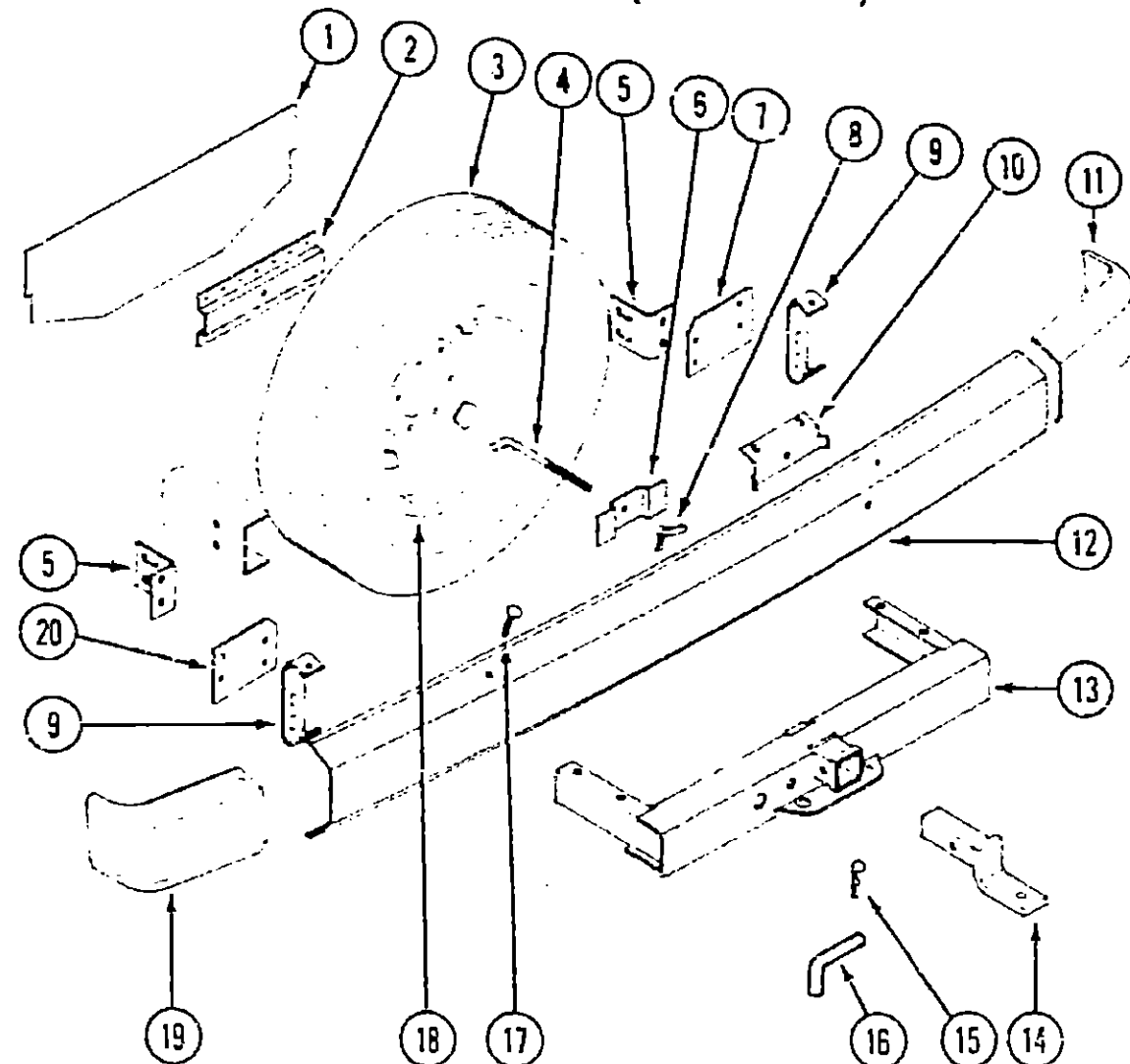
1990 WINNEBAGO TABLE OF CONTENTS

INTRODUCTION	A-01 - A-02
ABBREVIATIONS	A-03
ALPHABETICAL/GROUP REFERENCE	A-04 - A-06
WC/FM31RQ	A-07 - F-02
WC/FM34RA	F-03 - J-16

1990 WC/FM34RA INDEX

Floor Plan	F-03 - F-04
Accessories Group	F-05 - F-08
Bath Group	F-09 - F-11
Bedroom Group	F-12 - F-15
Chassis Group	F-16 - G-07
Curtain, Cushion & Pad Group	G-08 - G-17
Dinette Group	G-18 - G-20
Driver's Compartment Group	G-21 - H-01
Electrical Group	H-02 - H-06
Exterior Body Group	H-07 - H-15
Galley Group	H-16 - H-20
Heating & Air Conditioning Group	H-21 - H-22
Interior Finish Group	H-23 - H-24
Labels Group	I-01 - I-09
LP Group	I-10
Lounge Group	I-11 - I-14
Sealants & Fasteners Group	I-15 - I-16
Water & Sewage Group	I-17 - I-19
Window, Vent & Exterior Door Group	I-20 - J-16

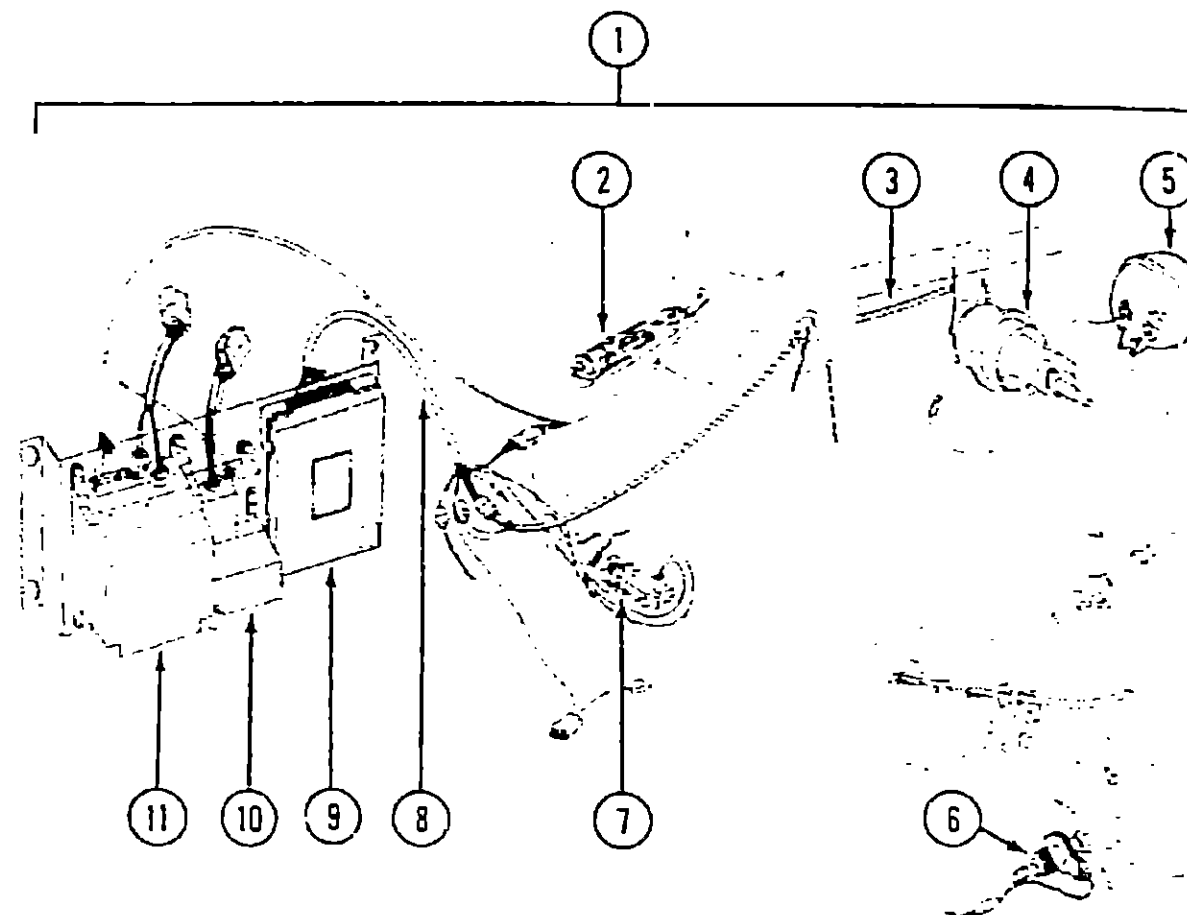
CHASSIS GROUP (CONTINUED)



SPARE TIRE, HITCH & REAR BUMPER

Key	Part Number	U/M	Description
1	077395-01-000	EA	Shield - Sight - Spare Tire
2	077403-01-000	EA	Support - Rod - Spare Tire
3	007324-04-000	EA	Tire - 8R19.5LRD - Michelin (Chevrolet Chassis)
	083425-02-000	EA	Tire - LT235/85R16LRE - Michelin (Ford Chassis)
	095853-01-000	EA	Wheel - Stil - 16 x 6K (Ford Chassis Only)
	051377-01-000	EA	Valve Stem Asm.
4	077411-01-000	EA	Rod - Retaining - Spare Tire
5	078658-01-000	EA	Support Angle - Bumper - Rear
6	077399-01-000	EA	Retainer - Spare Tire
7	078760-02-000	EA	Plate Asm. - Bumper - Mounting - Passenger Side
8	064081-01-000	EA	Wing Nut
	077400-01-000	EA	Support - Spare Tire
	077759-01-000	EA	Spacer - Support - Spare Tire
9	078670-02-000	EA	Bracket Asm. - Bumper - Rear
10	081107-01-000	EA	Bracket - Bumper Pin
11	078578-01-000	EA	Cap - Bumper End - Beige - Passenger Side
12	078584-01-000	EA	Bumper - Rear - Mill Finish
12	078584-08-000	EA	Bumper - Rear - Chrome
13	077613-01-000	EA	Drawbar Asm. Only
14	077617-01-000	EA	Hitch Asm. - w/o Drawbar
15	034513-01-000	EA	Pin - Hitch - 3/16" Wire
16	034512-01-000	EA	Pin - Locking - Drawbar
	097745-02-000	EA	Housing - Receptacle - Trailer - 48" Wire Length
17	025200-01-000	EA	Bolt - Carriage - 7/16" x 14" x 1.25 w/Stainless Steel Cap
18	095853-01-000	EA	Wheel - Steel - 16 x 6K (Ford Chassis Only)
19	078578-02-000	EA	Cap - Bumper End - Beige - Driver
20	078760-03-000	EA	Plate Asm. - Bumper - Mounting - Driver Side

CHASSIS GROUP (CONTINUED)



CRUISE CONTROL (1990 CHEVROLET CHASSIS)

Key	Part Number	U/M	Description
1	094369-03-000	EA	Speed Control - 5 Stick II TBI
2	094369-01-701	EA	Switch & Lever Asm.
3	094369-01-700	EA	Servo & Cable Asm.
4	094369-01-706	EA	Servo Only
5	094369-01-705	EA	Vacuum Reservoir
6	069629-01-704	EA	Signal Generator Asm.
	069629-01-706	EA	Signal Generator Only
7	083212-01-704	EA	Stop Lamp/Cruise Release Switch
8	083212-04-701	EA	Main Wiring Harness
9	094369-01-702	EA	Regulator Asm. - Electronic
10	094369-01-704	EA	Headlight Dimmer Module Asm.
11	102352-01-702	EA	Wiper Control Moduls
	102352-01-705	EA	Throttle Retainer Clip
	059778-01-710	EA	Tester - Cruise Control w/Harness

1990 WINNEBAGO TABLE OF CONTENTS

INTRODUCTION	A-01 - A-02
ABBREVIATIONS	A-03
ALPHABETICAL/GROUP REFERENCE	A-04 - A-06
WC/FM31RQ	A-07 - F-02
WC/FM34RA	F-03 - J-16

1990 WC/FM34RA INDEX

Floor Plan	F-03 - F-04
Accessories Group	F-05 - F-08
Bath Group	F-09 - F-11
Bedroom Group	F-12 - F-15
Chassis Group	F-16 - G-07
Curtain, Cushion & Pad Group	G-08 - G-17
Dinette Group	G-18 - G-20
Driver's Compartment Group	G-21 - H-01
Electrical Group	H-02 - H-06
Exterior Body Group	H-07 - H-15
Galley Group	H-16 - H-20
Heating & Air Conditioning Group	H-21 - H-22
Interior Finish Group	H-23 - H-24
Labels Group	I-01 - I-09
LP Group	I-10
Lounge Group	I-11 - I-14
Sealants & Fasteners Group	I-15 - I-16
Water & Sewage Group	I-17 - I-19
Window, Vent & Exterior Door Group	I-20 - J-16

CHASSIS GROUP (CONTINUED)

JET AIR RIDE W/PARK & LEVEL (1990 CHEVROLET CHASSIS) (OPTION 64P)

Key	Part Number	U/M	Description
1	090436-02-000	EA	Suspension Kit - Park & Level
	090436-05-000	EA	Control - Park/Level w/Wiring
	090436-15-700	EA	Toggle Switch - Up/Down
	090436-15-701	EA	Toggle Switch - Lighted - Manual/Auto
	090436-15-702	EA	Indicator Light
2	090436-15-000	EA	Compressor Asm. w/Tank & Wiring
	090436-15-704	EA	Air Spring - Air Bag Only (Sat/2)
4	090436-10-000	EA	Lower Spring/Axle Mount - Driver Side
5	090436-11-000	EA	Lower Spring/Axle Mount - Passenger Side
6	090436-15-000	EA	Park & Level Solenoid Asm.
	090436-15-705	EA	Solenoid Only (Single)
7	090436-05-000	EA	Height Control Valve Asm. - Park/Level
8	090436-03-000	EA	Mount - Airspring Asm. - Upper - Driver Side
	090436-03-000	EA	Mount - Airspring Asm. - Upper - Passenger Side
9	090436-03-000	EA	Spring - Leaf - Semi - 14,500 GVWR Chassis
	090436-38-000	EA	Spring - Leaf - Semi - 16,000 GVWR Chassis
11	090436-16-000	EA	Bracket - Brake Hose/Axle Mount - P-30
12	090436-12-000	EA	U-Bolt - Forward - Straight 7/8"
	090436-13-000	EA	U-Bolt - Rearward - Bent 7/8"
17	090436-14-000	EA	Bar - Track w/Pivot Bolts & Brackets
	091250-01-000	EA	Bushing - Front Swaybar - Inboard - 1.25" Cut
	091250-02-000	EA	Bushing - Front Swaybar - Outboard - 1.25" Uncut
	091250-03-000	EA	Bushing - Rear Swaybar - 1.75" Cut

JET AIR RIDE W/PARK & LEVEL (1990 FORD CHASSIS) (OPTION 64P)

Key	Part Number	U/M	Description
1	090436-17-000	EA	Suspension - Air Kit - Park & Level
	090436-24-000	EA	Control - Park & Level w/Wiring
	090436-15-700	EA	Toggle Switch - Up/Down
	090436-15-701	EA	Toggle Switch - Lighted - Manual/Auto
	090436-15-702	EA	Indicator Light
2	090436-27-000	EA	Compressor Asm. w/Tank
	090436-07-700	EA	Compressor Only
3	090436-18-000	EA	Mount - Airspring Asm. - Upper - Driver Side
	090436-19-000	EA	Mount - Airspring Asm. - Upper - Passenger Side
5	090436-20-000	EA	Lower Spring/Axle Mount - Driver Side
	090436-21-000	EA	Lower Spring/Axle Mount - Passenger Side
9	090436-23-000	EA	Spring - Leaf - Semi
10	090436-26-000	EA	Rear Stabilizer Bar
12	090436-22-000	EA	U-Bolt - 1 - 14 x 4 x 14 w/Nuts
	090436-25-000	EA	U-Bolt - 1 - 14 x 4 x 15 w/Nuts
13	090486-29-000	EA	Bracket - Brake Hose/Frame
14	090436-30-000	EA	Bracket - Brake Hose/Caliper
15	090436-28-000	EA	Fuel Tank Heat Shield
16	090456-31-000	EA	Bar - Track w/Bolts & Brackets

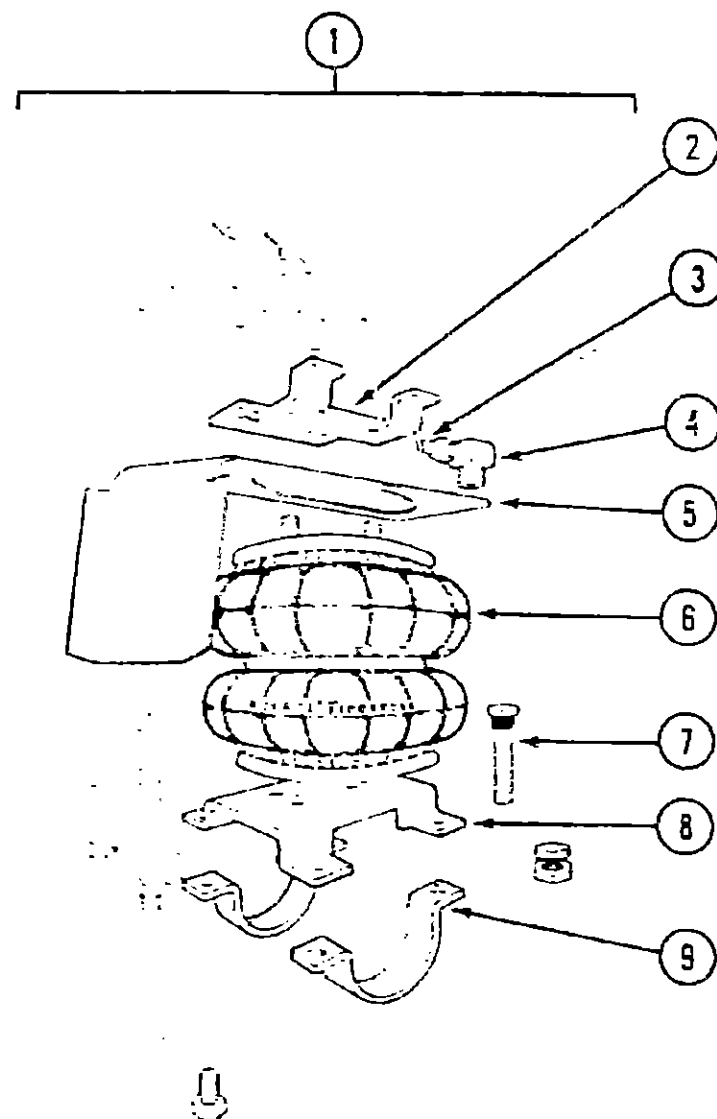
1990 WINNEBAGO
TABLE OF CONTENTS

INTRODUCTION	A-01 - A-02
ABBREVIATIONS	A-03
ALPHABETICAL/GROUP REFERENCE	A-04 - A-05
WC/FM31RQ	A-07 - F-02
WC/FM34RA	F-03 - J-16

1990 WC/FM34RA INDEX

Floor Plan	F-03 - F-04
Accessories Group	F-05 - F-08
Bath Group	F-09 - F-11
Bedroom Group	F-12 - F-15
Chassis Group	F-16 - G-07
Curtain, Cushion & Pad Group	G-08 - G-17
Dinette Group	G-18 - G-20
Driver's Compartment Group	G-21 - H-01
Electrical Group	H-02 - H-06
Exterior Body Group	H-07 - H-15
Galley Group	H-16 - H-20
Heating & Air Conditioning Group	H-21 - H-22
Interior Finish Group	H-23 - H-24
Labels Group	I-01 - I-09
LP Group	I-10
Lounge Group	I-11 - I-14
Sealants & Fasteners Group	I-15 - I-16
Water & Sewage Group	I-17 - I-19
Window, Vent & Exterior Door Group	I-20 - J-16

CHASSIS GROUP (CONTINUED)



REAR AIRBAGS & FRONT STABILIZER SHOCKS (CHEVROLET CHASSIS ONLY) (OPTION 64C)

Key	Part Number	U/M	Description
1	084086-01-000	EA	Airspring - Bellows - Rear Axle - Complete System
2	084086-01-706	EA	Upper Bracket
3	084086-01-701	EA	Flexible Tubing - 1/4" x 18"
4	084086-01-704	EA	Elbow Connector
5	084086-01-709	EA	Heat Shield
6	084086-01-700	EA	Bellow Only (Airbag)
7	084086-01-702	EA	Ribbed Neck Bolt - 3/8" - 24 x 2 1/2"
8	084086-01-707	EA	Lower Bracket
9	084086-01-713	EA	Axle Strap Bracket
	094086-01-703	EA	Air Valve
	094086-01-705	EA	Tubing Protectors
	084086-01-708	EA	Airline Repair Kit
	084086-01-710	EA	Bolt Kit
	079942-01-000	EA	Shock Absorber - Stabilizer Fr

CHASSIS GROUP (CONTINUED)

ELECTRIC ENTRANCE STEP

Key	Part Number	U/M	Description
	094707-01-01A	EA	Step Asm. - Electric - Double
	094707-01-703	EA	Control Unit
	100312-01-000	EA	Switch - Electric Step - Door Jamb
	075723-02-000	EA	Spacer Block - Switch
	079363-01-000	EA	Switch - Electric Step - On/Off
	096351-03-01A	EA	Switch Plate - 3 Gang
	094707-01-702	EA	Frame - Double Step
	094707-01-703	EA	Gearbox Asm. - Double Mtr.

BATTERY HARDWARE INSTALLATION

Key	Part Number	U/M	Description
	038751-01-000	FT	Cable - Battery - 1/0 AWG Stranded
	005037-02-000	FT	Cable - Battery - 1 AWG Stranded - Red
	008348-01-000	EA	Terminal - Ring - 2 - 3/8" Stud
	090604-03-000	EA	Tray Asm. - Battery (Chevrolet Chassis Battery)
	096751-02-000	EA	Tray Asm. - Battery (Ford Chassis Battery)
	089074-01-000	EA	Tray - Battery (House Batteries)
	065450-01-000	EA	Tiedown - Battery (Chevrolet Chassis Battery)
	087475-02-000	EA	Bracket - Battery Tiedown (Ford Chassis Battery)
	065450-05-000	EA	Tiedown - Battery (House Batteries)
	051387-06-000	EA	Bolt - Cargame - 5/16 - 12 x 9.5 (House & Chassis Batteries)
	040921-03-000	EA	Nut - Speed - U-Type No. 10 (Chassis Battery)
	044364-02-000	EA	Nut - Speed - Flat - Round (House Batteries)
	077479-01-000	EA	Boot - Battery Terminal - Double Cable
	077479-02-000	EA	Boot - Battery Terminal - Single Cable

STABILIZING JACKS - MANUAL (OPTION 64L)

Key	Part Number	U/M	Description
	099025-01-000	EA	Stabilizer Jack - RT
	099025-02-000	EA	Stabilizer Jack - LT
	099641-01-000	EA	Bracket Asm. - Jack - RT Rear
	099641-02-000	EA	Bracket Asm. - Jack - LT Rear
	099642-01-000	EA	Bracket Asm. - Jack - RT Front
	099642-02-000	EA	Bracket Asm. - Jack - LT Front

FOG LAMP (OPTION 57M)

Key	Part Number	U/M	Description
	088747-03-000	EA	Fog Lamp Asm. - Clear Lens
	088747-01-700	EA	Lens - Fog Lamp
	089305-02-000	EA	Switch - Fog Lamp
	007940-01-000	EA	Slide Receptacle - 16 to 21 AWG
	041953-09-000	FT	Conduit - Convoluted - .50"
	063910-01-000	EA	Relay Housing
	063912-02-000	EA	Relay Canister - SPDT w/Resistor
	088474-09-000	EA	Socket Housing
	088476-01-000	EA	Connector Socket
	089305-01-000	EA	Housing Asm. - 4 Position
	093654-02-000	EA	Circuit Breaker - 15 Amp

1990 WINNEBAGO TABLE OF CONTENTS

INTRODUCTION	A-01 - A-02
ABBREVIATIONS	A-03
ALPHABETICAL/GROUP REFERENCE	A-04 - A-06
WC/FM31RQ	A-07 - F-02
WC/FM34RA	F-03 - J-16

1990 WC/FM34RA INDEX

Floor Plan	F-03 - F-04
Accessories Group	F-05 - F-08
Bath Group	F-09 - F-11
Bedroom Group	F-12 - F-15
Chassis Group	F-16 - G-07
Curtain, Cushion & Pad Group	G-08 - G-17
Dinette Group	G-18 - G-20
Driver's Compartment Group	G-21 - H-01
Electrical Group	H-02 - H-06
Exterior Body Group	H-07 - H-15
Galley Group	H-16 - H-20
Heating & Air Conditioning Group	H-21 - H-22
Interior Finish Group	H-23 - H-24
Labels Group	I-01 - I-09
LP Group	I-10
Lounge Group	I-11 - I-14
Sealants & Fasteners Group	I-15 - I-16
Water & Sewage Group	I-17 - I-19
Window, Vent & Exterior Door Group	I-20 - J-16

CHASSIS GROUP (CONTINUED)

4.0KW & 6.5KW GENERATORS & COMPONENTS (OPTIONS 39E & 39G)

Key	Part Number	U/M	Description
	100974-01-000	EA	Generator - 4.0KW - Emerald Plus - Onan BGE-FA/261
	100975-01-000	EA	Generator - 6.5KW - Emerald Plus - Onan NHE-FA/261
	094657-02-000	EA	Tray Asm. - Generator
	007067-01-000	EA	Insulation - Fiberglass
	094059-01-000	EA	Spacer
	023942-01-000	EA	Grommet - Rubber - 2" OD
	081364-03-000	EA	Muffler
	007125-03-000	EA	Clamp Asm. - Muffler
	083152-11-000	EA	Exhaust Pipe - Generator
	008054-01-000	EA	Power Cord - 10/3 - 30 Amp. - 25' (USA)
	008052-01-000	EA	Power Cord - 10/3 - 30 Amp. - 25' (CSA)
	008289-01-000	EA	Box - Electrical - 4" x 4" (USA)
	008289-02-000	EA	Box - Electrical - 4" x 4" (CSA)
	008294-01-000	EA	Cover Plate - 4" x 4" (USA)
	008294-02-000	EA	Cover Plate - 4" x 4" (CSA)
	024924-02-000	EA	Receptacle - Power Cord
	069238-01-000	EA	Cover Plate - Receptacle Box - Power Cord - 4" x 4"
	008394-01-000	FT	Conduit - Flexible - 1/2"
	008355-01-000	EA	Connector - 3/4" - Cable Clamping
	008356-01-000	EA	Connector - Plastic - 3/8" Avg. Wire
	010495-01-000	EA	Clamp - Cable - 9/16"
	008026-01-000	FT	Wire - 12/2 Romex w/Ground
	008311-01-000	EA	Connector - Wire Nut - Red
	008312-01-000	EA	Connector - Wire Nut - Blue
	008314-01-000	EA	Connector - Wire Nut - Gray
	008328-01-000	EA	Terminal Ring - 12/10 Wire
	024976-01-000	EA	Generator Switch - w/o Circuit Board
	098351-04-01A	EA	Plate - Switch - Generator - Rear Bedroom
	100258-10-01A	EA	Hourmeter
	008037-01-000	FT	Battery Cable - 1 AWG Strand
	008348-01-000	EA	Terminal Ring - 2, 3/8" Stud
	007063-01-000	FT	Hose - Gasoline - 1/4" ID x 1/2" OD
	062401-03-000	EA	Clamp - Hose - Wormgear - .22" to .62" ID

5.0KW GENERATOR & COMPONENTS (EXPORT)

Key	Part Number	U/M	Description
	100975-04-000	EA	Generator - 5.0KW - Emerald Plus - Onan NHE-FN/292
	007067-01-000	SF	Insulation - Fiberglass
	023942-01-000	EA	Grommet - Rubber - 2" OD
	093590-04-000	EA	Muffler
	007125-03-000	EA	Clamp Asm. - Muffler
	092508-01-000	EA	Exhaust Pipe - Generator
	008054-01-000	EA	Power Cord - 10/3 - 30 Amp. - 25'
	008289-01-000	EA	Box - Electrical - 4" x 4"
	008294-01-000	EA	Cover Plate - 4" x 4"
	069238-01-000	EA	Cover Plate - Receptacle Box - Power Cord - 4" x 4"
	008394-01-000	FT	Conduit - Flexible - 1/2"
	008355-01-000	EA	Connector - 3/4" - Cable Clamping
	008356-01-000	EA	Connector - Plastic - 3/8"
	010495-01-000	EA	Clamp - Cable - 9/16"
	008026-01-000	FT	Wire - 12/2 Romex w/Ground
	008311-01-000	EA	Connector - Wire Nut - Red
	008312-01-000	EA	Connector - Wire Nut - Blue
	008314-01-000	EA	Connector - Wire Nut - Gray
	008328-01-000	EA	Terminal - Ring - 12/10 Wire
	092615-01-000	EA	Converter - 40 Amp. w/Charger
	024976-01-000	EA	Generator Switch - w/o Circuit Board
	098351-04-01A	EA	Plate - Switch - Generator - Rear Bedroom
	100258-10-01A	EA	Hourmeter
	008037-01-000	EA	Battery Cable - 1 AWG Strand
	008348-01-000	EA	Terminal - Ring - 2, 3/8" Stud
	007063-01-000	FT	Hose - Gasoline - 1/4" ID x 1/2" OD
	062401-03-000	EA	Clamp - Hose - Wormgear - .22" to .62" ID

CHASSIS GROUP (CONTINUED)

7.0KW GENERATOR & COMPONENTS (OPTION 37M)

Key	Part Number	U/M	Description
	093547-01-000	EA	Generator - 7.0KW - Kohler 7.0CKM21-RV
	007067-01-000	SF	Insulation - Fiberglass
	023942-01-000	EA	Grommet - Rubber - 2" OD
	093590-04-000	EA	Muffler
	007125-03-000	EA	Clamp Asm. - Muffler - 1.50" Dia.
	083152-08-000	EA	Exhaust Pipe
	008054-01-000	EA	Power Cord - 10/3 - 30 Amp. - 25' (USA)
	008052-01-000	EA	Power Cord - 10/3 - 30 Amp. - 25' (CSA)
	008289-01-000	EA	Box - Electrical - 4" x 4" (USA)
	008289-02-000	EA	Box - Electrical - 4" x 4" (CSA)
	008294-01-000	EA	Cover Plate - 4" x 4" (USA)
	008294-02-000	EA	Cover Plate - 4" x 4" (CSA)
	024924-02-000	EA	Receptacle - Power Cord
	069238-01-000	EA	Cover Plate - Receptacle Box - Power Cord - 4" x 4"
	008394-01-000	FT	Conduit - Flexible - 1/2"
	008355-01-000	EA	Connector - 3/4" - Cable Clamping
	008356-01-000	EA	Connector - Plastic - 3/8" Avg. Wire
	010495-01-000	EA	Clamp - Cable - 9/16"
	008026-01-000	EA	Wire - 12/2 Romex w/Ground
	008311-01-000	EA	Connector - Wire Nut - Red
	008312-01-000	EA	Connector - Wire Nut - Blue
	008314-01-000	EA	Connector - Wire Nut - Gray
	008328-01-000	EA	Terminal - Ring - 12/10 Wire
	024976-01-000	EA	Generator Switch - w/o Circuit Board
	098351-04-01A	EA	Plate - Switch - Generator - Rear Bedroom
	100258-01-01A	EA	Hourmeter
	008037-01-000	FT	Battery Cable - 1 AWG Strand
	008348-01-000	EA	Terminal - Ring - 2, 3/8" Stud
	007063-01-000	FT	Hose - Gasoline - 1/4" ID x 1/2" OD
	062401-03-000	EA	Clamp - Hose - Wormgear - .22" to .62" ID

3.5KW GENERATOR & COMPONENTS (EXPORT)

Key	Part Number	U/M	Description
	100974-05-000	EA	Generator - 4.0KW - Emerald Plus - Onan BGE-FN/292
	007067-01-000	SF	Insulation - Fiberglass
	023942-01-000	EA	Grommet - Rubber - 2" OD
	093590-01-000	EA	Muffler
	007125-03-000	EA	Clamp Asm. - Muffler
	093591-01-000	EA	Exhaust Pipe - Generator
	008054-01-000	EA	Power Cord - 10/3 - 30 Amp. - 25'
	008289-01-000	EA	Box - Electrical - 4" x 4"
	008294-01-000	EA	Cover Plate - 4" x 4"
	024924-02-000	EA	Receptacle - Power Cord
	069238-01-000	EA	Cover Plate - Receptacle Box - Power Cord - 4" x 4"
	008394-01-000	FT	Conduit - Flexible - 1/2"
	008355-01-000	EA	Connector - 3/4" - Cable Clamping
	008356-01-000	EA	Connector - Plastic - 3/8"
	010495-01-000	EA	Clamp - Cable - 9/16"
	008026-01-000	FT	Wire - 12/2 Romex w/Ground
	008311-01-000	EA	Connector - Wire Nut - Red
	008312-01-000	EA	Connector - Wire Nut - Blue
	008314-01-000	EA	Connector - Wire Nut - Gray
	008328-01-000	EA	Terminal - Ring - 12/10 Wire
	092615-01-000	EA	Converter - 40 Amp. - w/Charger
	024976-01-000	EA	Generator Switch - w/o Circuit Board
	098351-04-01A	EA	Plate - Switch - Generator - Rear Bedroom
	100258-10-01A	EA	Hourmeter
	008037-01-000	EA	Battery Cable - 1 AWG Strand
	008348-01-000	EA	Terminal - Ring - 2, 3/8" Stud
	007063-01-000	FT	Hose - Gasoline - 1/4" ID x 1/2" OD
	062401-03-000	EA	Clamp - Hose - Wormgear - .22" to .62" ID

1990 WINNEBAGO
TABLE OF CONTENTS

INTRODUCTION	A-01 - A-02
ABBREVIATIONS	A-03
ALPHABETICAL/GROUP REFERENCE	A-04 - A-06
WC/FM31RQ	A-07 - F-02
WC/FM34RA	F-03 - J-16

1990 WC/FM34RA INDEX

Floor Plan	F-03 - F-04
Accessories Group	F-05 - F-08
Bath Group	F-09 - F-11
Bedroom Group	F-12 - F-15
Chassis Group	F-16 - G-07
Curtain, Cushion & Pad Group	G-08 - G-17
Dinette Group	G-18 - G-20
Driver's Compartment Group	G-21 - H-01
Electrical Group	H-02 - H-06
Exterior Body Group	H-07 - H-15
Galley Group	H-16 - H-20
Heating & Air Conditioning Group	H-21 - H-22
Interior Finish Group	H-23 - H-24
Labels Group	I-01 - I-09
LP Group	I-10
Lounge Group	I-11 - I-14
Sealants & Fasteners Group	I-15 - I-16
Water & Sewage Group	I-17 - I-19
Window, Vent & Exterior Door Group	I-20 - J-16

CHASSIS GROUP (CONTINUED)

WHEEL COVER & MOUNTING HARDWARE

Key	Part Number	U/M	Description
	083181-03-000	EA	Wheel Cover - 19.5" (Set/4)
	083181-03-700	EA	Wheel Cover - 19.5" (1)
	083181-04-000	EA	Retainer Kit - 19.5" Wheel Cover (Set/4) (Chevrolet)
	083181-04-700	EA	Retainer Kit - 19.5" Wheel Cover - Front (1) (Chevrolet)
	083181-04-701	EA	Retainer Kit - 19.5" Wheel Cover - Rear (1) (Chevrolet)
	083181-04-702	EA	Nut Cover - 19.5" Wheel
	083181-04-703	EA	Center Cap - Chrome
	098532-01-000	EA	Wheel Cover - 16" Ford (Set/4)
	098532-01-701	EA	Wheel Cover (1 Only)
	098532-01-700	EA	Lug Nut Cover (Chrome)

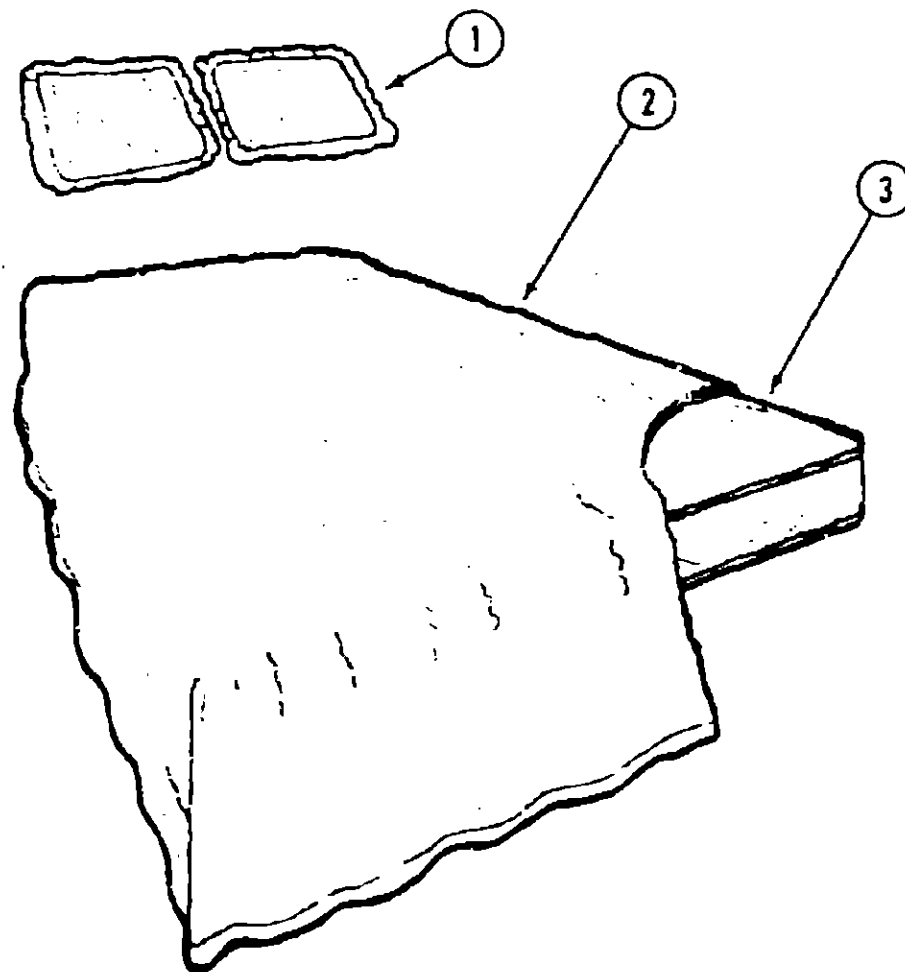
CHROME WHEEL LINERS (FORD & CHEVROLET CHASSIS) (OPTIONS 63J & 63K)

Key	Part Number	U/M	Description
	091209-01-000	EA	Wheel Liner - Chrome - 19.5" (Set/4) (Chevrolet)
	091209-01-700	EA	Wheel Liner - Chrome - 19.5" - Front
	091209-01-701	EA	Wheel Liner - Chrome - 19.5" - Rear
	091209-01-702	EA	Axle Cover - 10 Lug - 19.5" - Front
	091209-01-703	EA	Axle Cover - 10 Lug - 19.5" - Rear
	091209-10-704	EA	Cover - Lug Nut
	091209-06-000	EA	Wheel Liner - Chrome - 16" (Set/4) (Ford)
	091209-06-700	EA	Wheel Liner - Chrome - 16" - Front
	091209-06-701	EA	Wheel Liner - Chrome - 16" - Rear
	091209-06-702	EA	Axle Cover - 16" - Front
	091209-06-703	EA	Axle Cover - 16" - Rear
	091209-06-704	EA	Cover - Lug Nut
	077030-02-000	EA	Valve Stem Extension - 1.25"
	035012-01-000	EA	Valve Stem Extension - Dual Wheel

MISCELLANEOUS

Key	Part Number	U/M	Description
	098307-02-000	EA	Reservoir - Radiator Overflow (Ford Chassis)
	072359-01-000	EA	Bottle - Coolant Expansion (Chevrolet Chassis)
	099100-01-000	EA	Cap - Bottle - Overflow (Ford & Chevrolet Chassis)
	071656-01-000	EA	Radiator Cover - Rear
	063977-08-000	EA	Step Asm. - Driver Door
	080208-02-000	EA	Bar - Lug Wrench
	080208-01-000	EA	Lug Wrench
	017516-01-000	EA	Mud Flap - Black
	091955-02-000	EA	Squeegee - Telescoping Handle
	091952-02-000	EA	Clip - 3/4" - Squeegee Retainer
	090527-01-000	EA	Bracket - Squeegee Clip

CURTAIN, CUSHION & PAD GROUP



QUEEN BED

Key	Part Number	U/M	Description
1	081997-04-AB6	EA	Pillow Sham Cover - w/Ruffle (AB1)
1	081997-04-AB7	EA	Pillow Sham Cover - w/Ruffle (AB2)
1	081997-05-AB8	EA	Pillow Sham Cover - w/Ruffle (AB3)
2	092371-07-AB6	EA	Bedsread Asm. - Fitted - w/Ruffle - 60" x 75" (AB1)
2	092371-07-AB7	EA	Bedsread Asm. - Fitted - w/Ruffle - 60" x 75" (AB2)
2	092371-03-AB8	EA	Bedsread Asm. - Fitted - w/Ruffle - 60" x 75" (AB3)
3	098176-04-000	EA	Mattress - Innerspring - 59" x 74"
	088273-45-000	YD	Bedsread Fabric (AB1)
	088273-46-000	YD	Bedsread Fabric (AB2)
	088273-39-000	YD	Bedsread Fabric (AB3)

FRONT BUNK CUSHION

Key	Part Number	U/M	Description
	079145-06-000	EA	Cushion Asm. - Front Bunk - 30" x 78"
	M79145-06-000	EA	Cover Asm. - Front Bunk
	079970-01-000	YD	Mattress Tape 5/8"

1990 WINNEBAGO TABLE OF CONTENTS

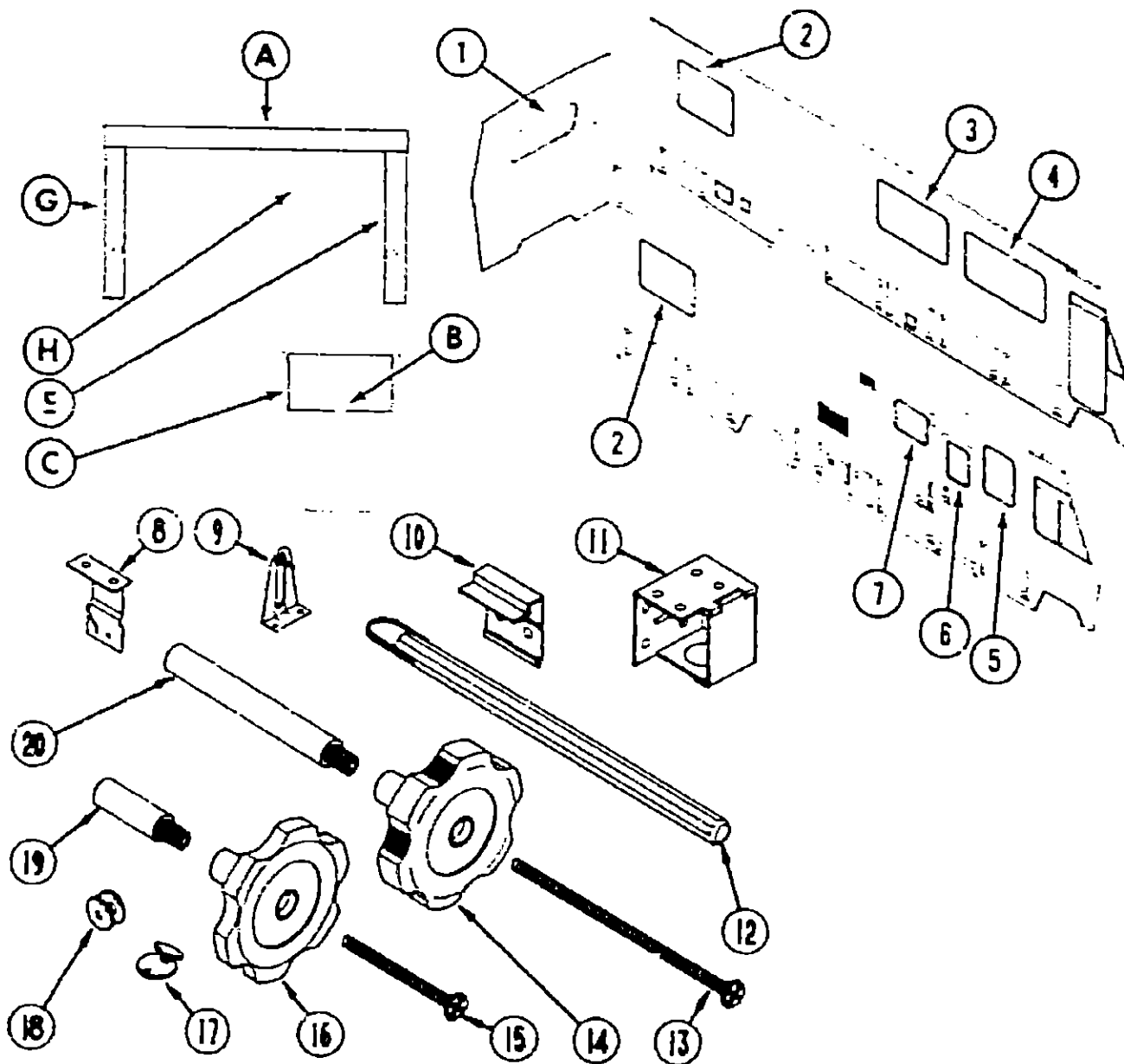
INTRODUCTION	A-01 - A-02
ABBREVIATIONS	A-03
ALPHABETICAL/GROUP REFERENCE	A-04 - A-06
WC/FM31RQ	A-07 - F-02
WC/FM34RA	F-03 - J-16

1990 WC/FM34RA INDEX

Floor Plan	F-03 - F-04
Accessories Group	F-05 - F-08
Bath Group	F-09 - F-11
Bedroom Group	F-12 - F-15
Chassis Group	F-16 - G-07
Curtain, Cushion & Pad Group	G-08 - G-17
Dinette Group	G-18 - G-20
Driver's Compartment Group	G-21 - H-01
Electrical Group	H-02 - H-06
Exterior Body Group	H-07 - H-15
Galley Group	H-16 - H-20
Heating & Air Conditioning Group	H-21 - H-22
Interior Finish Group	H-23 - H-24
Labels Group	I-01 - I-09
LP Group	I-10
Lounge Group	I-11 - I-14
Sealants & Fasteners Group	I-15 - I-16
Water & Sewage Group	I-17 - I-19
Window, Vent & Exterior Door Group	I-20 - J-16

CURTAIN, CUSHION & PAD GROUP (CONTINUED)

WINDOW TREATMENT



Key	Part Number	U/M	Description
1A	093453-24-AB6	EA	Valance - w/Fabric Trim - 46" (AB1)
1A	093453-24-AB7	EA	Valance - w/Fabric Trim - 46" (AB2)
1A	093453-33-AB8	EA	Valance - w/Fabric Trim - 46" (AB3)
1E	089058-13-AB5	EA	Leg - Right - w/Fabric Trim (AB1)
1E	089058-13-AB7	EA	Leg - Right - w/Fabric Trim (AB2)
1E	089058-33-AB8	EA	Leg - Right - w/Fabric Trim (AB3)
1G	089058-14-AB1	EA	Leg - Left - w/Fabric Trim
1G	089058-14-AB2	EA	Leg - Left - w/Fabric Trim
1G	089058-34-AB8	EA	Leg - Left - w/Fabric Trim (AB3)
1H	096335-18-AB1	EA	Blind - Pleated - 38.5" x 33" Drop
2A	093453-43-AB1	EA	Valance - w/Fabric Trim - 58.5"
2A	093453-43-AB2	EA	Valance - w/Fabric Trim - 58.5"
2A	093453-44-AB3	EA	Valance - w/Fabric Trim - 58.5"
2E	089058-15-AB6	EA	Leg - Right - w/Fabric Trim (AB1)
2E	089058-15-AB7	EA	Leg - Right - w/Fabric Trim (AB2)
2E	089058-25-AB3	EA	Leg - Right - w/Fabric Trim
2G	089058-16-AB6	EA	Leg - Left - w/Fabric Trim (AB1)
2G	089058-16-AB7	EA	Leg - Left - w/Fabric Trim (AB2)
2G	089058-26-AB3	EA	Leg - Left - w/Fabric Trim

Key	Part Number	U/M	Description
2H	096335-05-AB1	EA	Blind - Pleated - 51" x 32" Drop
3A	M96879-04-AB1	EA	Valance - w/Wood Trim - 46.5"
3A	M96879-04-AB2	EA	Valance - w/Wood Trim - 46.5"
3A	M96879-11-AB3	EA	Valance - w/Wood Trim - 46.5"
3E	M97472-01-AB1	EA	Leg - Right - w/Wood Trim
3E	M97472-01-AB2	EA	Leg - Right - w/Wood Trim
3E	M97472-02-AB3	EA	Leg - Right - w/Wood Trim
3G	M97472-05-AB1	EA	Leg - Left - w/Wood Trim
3G	M97472-05-AB2	EA	Leg - Left - w/Wood Trim
3G	M97472-06-AB3	EA	Leg - Left - w/Wood Trim
3H	093475-30-03A	EA	Blind - Mini - 37.5" x 33" Drop (AB1, AB2)
3H	093475-30-04A	EA	Blind - Mini - 37.5" x 33" Drop (AB3)
4A	M96879-01-AB6	EA	Valance - w/Wood Trim - 65.5" (AB1)
4A	M96879-01-AB7	EA	Valance - w/Wood Trim - 65.5" (AB2)
4A	M96879-06-AB3	EA	Valance - w/Wood Trim - 65.5"
4E	M97472-01-AB1	EA	Leg - Right - w/Wood Trim
4E	M97472-01-AB2	EA	Leg - Right - w/Wood Trim
4E	M97472-02-AB3	EA	Leg - Right - w/Wood Trim
4G	M97472-05-AB1	EA	Leg - Left - w/Wood Trim
4G	M97472-05-AB2	EA	Leg - Left - w/Wood Trim
4G	M97472-06-AB3	EA	Leg - Left - w/Wood Trim
4H	093475-11-03A	EA	Blind - Mini - 57.5" x 33" Drop (AB1, AB2)
4H	093475-11-04A	EA	Blind - Mini - 57.5" x 33" Drop (AB3)
5A	M96879-05-AB1	EA	Valance - w/Wood Trim - 28"
5A	M96879-05-AB2	EA	Valance - w/Wood Trim - 28"
5A	M96879-07-AB3	EA	Valance - w/Wood Trim - 28"
5E	M97472-01-AB1	EA	Leg - Right - w/Wood Trim
5E	M97472-01-AB2	EA	Leg - Right - w/Wood Trim
5E	M97472-02-AB3	EA	Leg - Right - w/Wood Trim
5G	M97472-03-AB1	EA	Leg - Left - w/Wood Trim
5G	M97472-03-AB2	EA	Leg - Left - w/Wood Trim
5G	M97472-04-AB3	EA	Leg - Left - w/Wood Trim
5H	093475-12-03A	EA	Blind - Mini - 21" x 33" Drop (AB1, AB2)
5H	093475-12-04A	EA	Blind - Mini - 21" x 33" Drop (AB3)
6A	M96879-05-AB1	EA	Valance - w/Wood Trim - 28"
6A	M96879-05-AB2	EA	Valance - w/Wood Trim - 28"
6A	M96879-07-AB3	EA	Valance - w/Wood Trim - 28"
6B	087253-01-000	EA	Clear Shade Pull - Plastic
6C	084755-66-AB6	EA	Shade Asm. - 24.25"
6	048394-02-000	YD	Velcro - Hook Tape
6	088792-02-000	YD	Velcro - Loop Tape
7H	093475-02-04A	EA	Blind - Mini - 27" x 22.5" Drop (AB1, AB2)
7H	093475-02-03A	EA	Blind - Mini - 27" x 22.5" Drop (AB3)
	096008-01-000	YD	Valance & Leg Fabric (AB1) (Windows 4,5,6,7)
	096008-02-000	YD	Valance & Leg Fabric (AB2) (Windows 4,5,6,7)
	096009-25-000	YD	Valance & Leg Fabric (AB3) (Windows 4,5,6,7)
	088273-45-000	YD	Valance & Leg Fabric (AB1) (Windows 1,2,3)
	088273-46-000	YD	Valance & Leg Fabric (AB2) (Windows 1,2,3)
	088273-42-000	YD	Valance & Leg Fabric (AB3) (Windows 1,2,3)
8	084434-01-000	EA	Roller Shade Bracket
9	095591-02-000	EA	Hold Down Bracket - Blind
10	097565-01-000	EA	Blind Mounting Bracket - Right or Left Side (Bedroom)
11	083170-01-000	EA	Blind Mounting Bracket - Right Side (Shown) Clear Plastic
	083170-02-000	EA	Blind Mounting Bracket - Left Side - Clear Plastic
12	093475-01-700	EA	Wand w/Metal Clip - 8"
13	089371-01-000	EA	Screw - Window Knob (Zinc)
14	067052-02-000	EA	Window Knob (Beige)
15	009439-07-000	EA	Screw - Window Knob (Black)
16	009439-05-000	EA	Window Knob - Black
17	102555-01-000	EA	Cord Cleat - Blind
18	097592-01-000	EA	Hold Down Adjuster - Blind
19	009439-06-000	EA	Extension - Window Knob (Black)
20	090025-01-000	EA	Extension - Window Knob (Black)

1990 WINNEBAGO TABLE OF CONTENTS

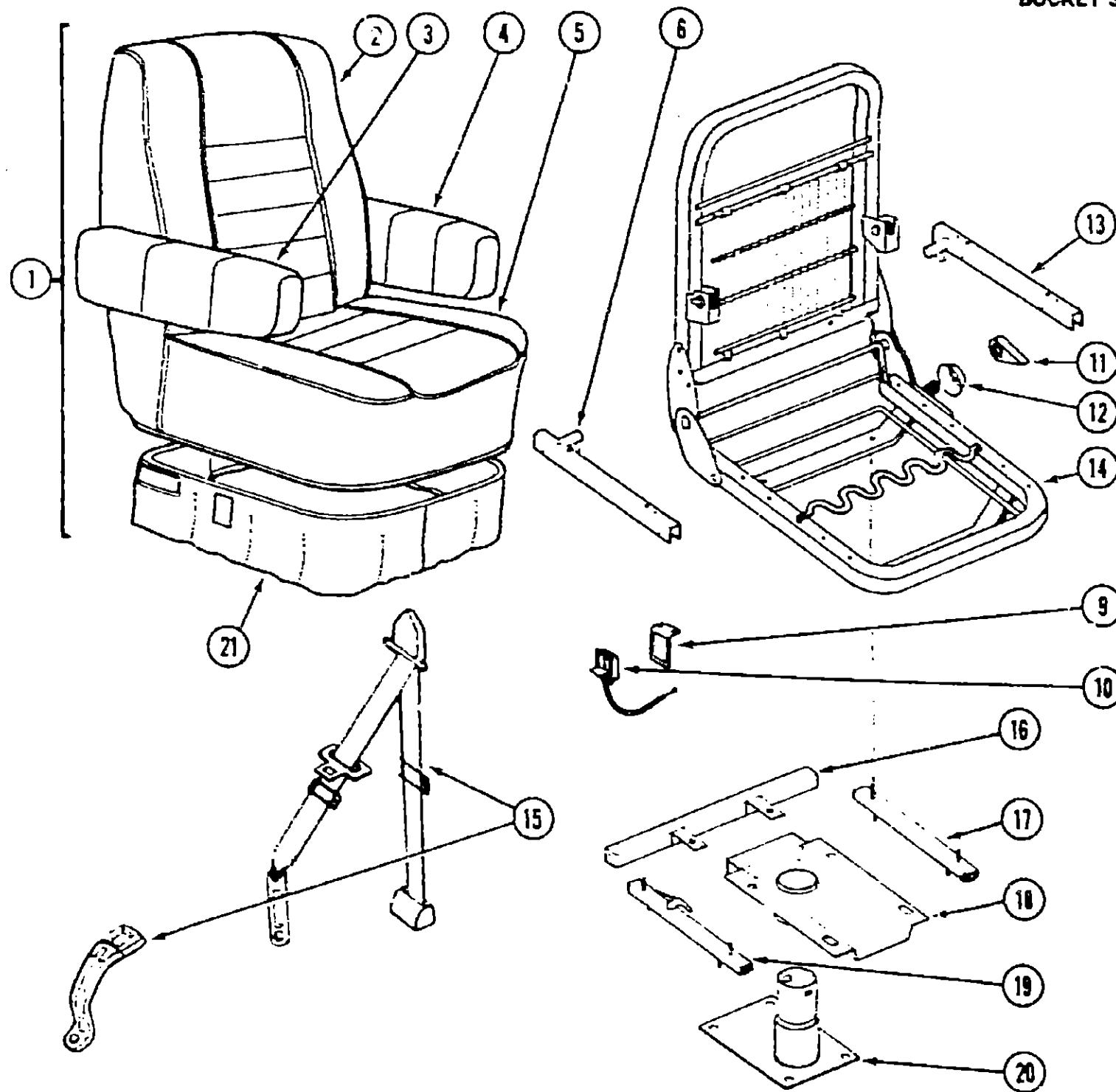
INTRODUCTION	A-01 - A-02
ABBREVIATIONS	A-03
ALPHABETICAL/GROUP REFERENCE	A-04 - A-06
WC/FM31RQ	A-07 - F-02
WC/FM34RA	F-03 - J-16

1990 WC/FM34RA INDEX

Floor Plan	F-03 - F-04
Accessories Group	F-05 - F-08
Bath Group	F-09 - F-11
Bedroom Group	F-12 - F-15
Chassis Group	F-16 - G-07
Curtain, Cushion & Pad Group	G-08 - G-17
Dinette Group	G-18 - G-20
Driver's Compartment Group	G-21 - H-01
Electrical Group	H-02 - H-06
Exterior Body Group	H-07 - H-15
Galley Group	H-16 - H-20
Heating & Air Conditioning Group	H-21 - H-22
Interior Finish Group	H-23 - H-24
Labels Group	I-01 - I-09
LP Group	I-10
Lounge Group	I-11 - I-14
Sealants & Fasteners Group	I-15 - I-18
Water & Sewage Group	I-17 - I-19
Window, Vent & Exterior Door Group	I-20 - J-16

CURTAIN, CUSHION & PAD GROUP (CONTINUED)

BUCKET SEAT ASM.



Key	Part Number	U/M	Description
1	093471-05-AB6	EA	Seat Asm. - w/Arm & Headrest - w/o Skirt (Driver or Passenger (AB1)
1	093471-05-AB7	EA	Seat Asm. - w/Arm & Headrest - w/o Skirt (Driver or Passenger (AB2)
1	093471-06-AB8	EA	Seat Asm. - w/Arm & Headrest - w/o Skirt (Driver or Passenger (AB3)
2	M03455-08-AB6	EA	Cover Asm. - Seat Back (AB1)
2	M03445-08-AB7	EA	Cover Asm. - Seat Back (AB2)
2	M03445-14-AB8	EA	Cover Asm. - Seat Back (AB3)
3	080243-34-AB6	EA	Armrest Asm. - Right Hand (AB1)
3	080243-34-AB7	EA	Armrest Asm. - Right Hand (AB2)
3	080243-34-AB8	EA	Armrest Asm. - Right Hand (AB3)
3	M08243-34-AB6	EA	Armrest Cover - Right Hand (AB1)
3	M08243-34-AB7	EA	Armrest Cover - Right Hand (AB2)
3	M08243-34-AB8	EA	Armrest Cover - Right Hand (AB3)
4	080243-35-AB6	EA	Armrest Asm. - Left Hand (AB1)
4	080243-35-AB7	EA	Armrest Asm. - Left Hand (AB2)
4	080243-35-AB8	EA	Armrest Asm. - Left Hand (AB3)
4	M80243-35-AB6	EA	Armrest Asm. - Cover - Left Hand (AB1)
4	M80243-35-AB7	EA	Armrest Asm. - Cover - Left Hand (AB2)
4	M80243-35-AB8	EA	Armrest Asm. - Cover - Left Hand (AB3)
5	M03445-07-AB6	EA	Cover Asm. - Seat Bottom (AB1)
5	M03445-07-AB7	EA	Cover Asm. - Seat Bottom (AB2)
5	M03445-13-AB8	EA	Cover Asm. - Seat Bottom (AB3)
6	081268-01-000	EA	Armrest Frame Asm. - Right Hand
9	097683-01-000	EA	Mounting Bracket
10	089368-04-000	EA	Remote Control Cable
11	080730-03-000	EA	Recliner Lever
12	080730-05-000	EA	Shield - Recliner Lever
13	081268-02-000	EA	Armrest Frame Asm. - Left Hand
14	M80906-01-000	EA	Seat Frame Asm.
15	091990-01-01A	EA	Seat Belt
16	069585-29-000	EA	Seat Belt Bar
17	069246-02-000	EA	Seat Slide w/o Lock
18	093481-04-000	EA	Top Plate
19	069246-01-000	EA	Seat Slide w/Lock
20	069585-08-000	EA	Seat Base
21	071126-24-X75	EA	Skirt Asm. (AB1)
21	071126-24-Y22	EA	Skirt Asm. (AB2)
21	071126-24-AA9	EA	Skirt Asm. (AB3)
	088274-33-000	YD	Bucket Seat Fabric (AB1)
	088274-80-000	YD	Bucket Seat Fabric (AB2)
	096008-25-000	YD	Bucket Seat Fabric (AB3)

1990 WINNEBAGO TABLE OF CONTENTS

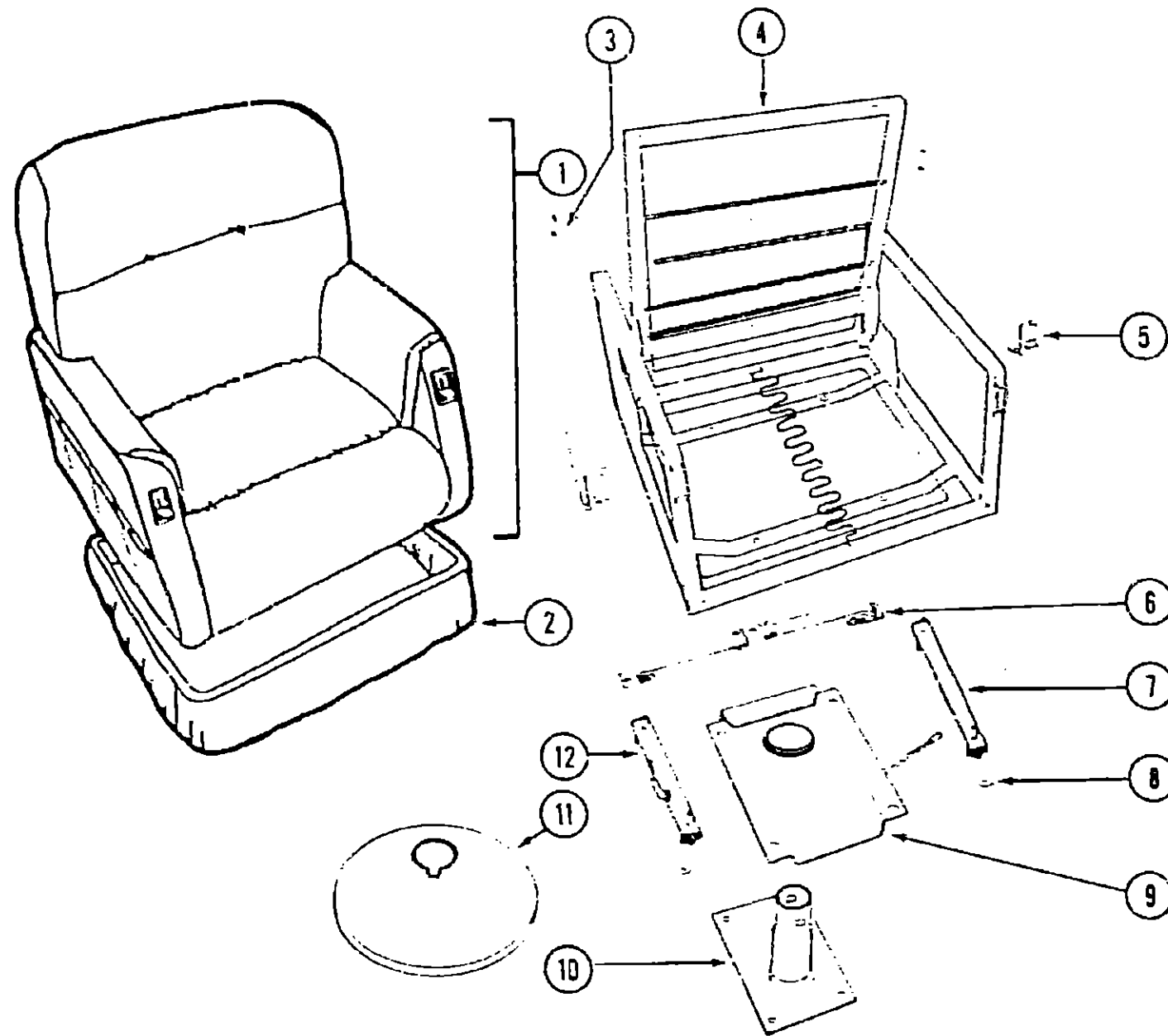
INTRODUCTION	A-01 - A-02
ABBREVIATIONS	A-03
ALPHABETICAL/GROUP REFERENCE	A-04 - A-06
WC/FM31RQ	A-07 - F-02
WC/FM34RA	F-03 - J-16

1990 WC/FM34RA INDEX

Floor Plan	F-03 - F-04
Accessories Group	F-05 - F-08
Bath Group	F-09 - F-11
Bedroom Group	F-12 - F-15
Chassis Group	F-16 - G-07
Curtain, Cushion & Pad Group	G-08 - G-17
Dinette Group	G-18 - G-20
Driver's Compartment Group	G-21 - H-01
Electrical Group	H-02 - H-06
Exterior Body Group	H-07 - H-15
Galley Group	H-16 - H-20
Heating & Air Conditioning Group	H-21 - H-22
Interior Finish Group	H-23 - H-24
Labels Group	I-01 - I-09
LP Group	I-10
Lounge Group	I-11 - I-14
Sealants & Fasteners Group	I-15 - I-16
Water & Sewage Group	I-17 - I-19
Window, Vent & Exterior Door Group	I-20 - J-16

CURTAIN, CUSHION & PAD GROUP (CONTINUED)

SWIVEL CHAIR (RECLINER)



Key	Part Number	U/M	Description
1	086516-07-AB6	EA	Chair Asm. (AB1)
1	086516-07-AB7	EA	Chair Asm. (AB2)
1	086516-09-AB8	EA	Chair Asm. (AB3)
1	M86516-07-AB6	EA	Cover Asm. (AB1)
1	M86516-07-AB7	EA	Cover Asm. (AB2)
1	M86516-09-AB8	EA	Cover Asm. (AB3)
2	089032-01-AB1	EA	Skirt Asm.
2	089032-01-AB2	EA	Skirt Asm.
2	089032-11-AB3	EA	Skirt Asm.
2	M89032-01-AB1	EA	Cover Asm. - Skirt
2	M89032-01-AB2	EA	Cover Asm. - Skirt
2	M89032-11-AB3	EA	Cover Asm. - Skirt
3	089368-02-000	EA	Cable - Remote Recliner
4	089368-01-000	EA	Frame
5	089368-03-000	EA	Cable - Remote Slide
6	007021-01-000	EA	Seat Belt Asm.
	069246-02-000	EA	Seat Slide Asm. - w/o Lock
8	007221-01-000	EA	Washer - Coned
9	093481-03-000	EA	Seat Top Plate
10	093481-02-000	EA	Seat Base
11	093482-01-000	EA	Seat Base Cover
12	069246-05-000	EA	Seat Slide Asm. - w/Lock
	055687-06-000	LB	Film - Cushion - 28" x 18" Bags
	096008-01-000	YD	Chair Fabric (AB1)
	096008-02-000	YD	Chair Fabric (AB2)
	096008-17-000	YD	Chair Fabric (AB3)

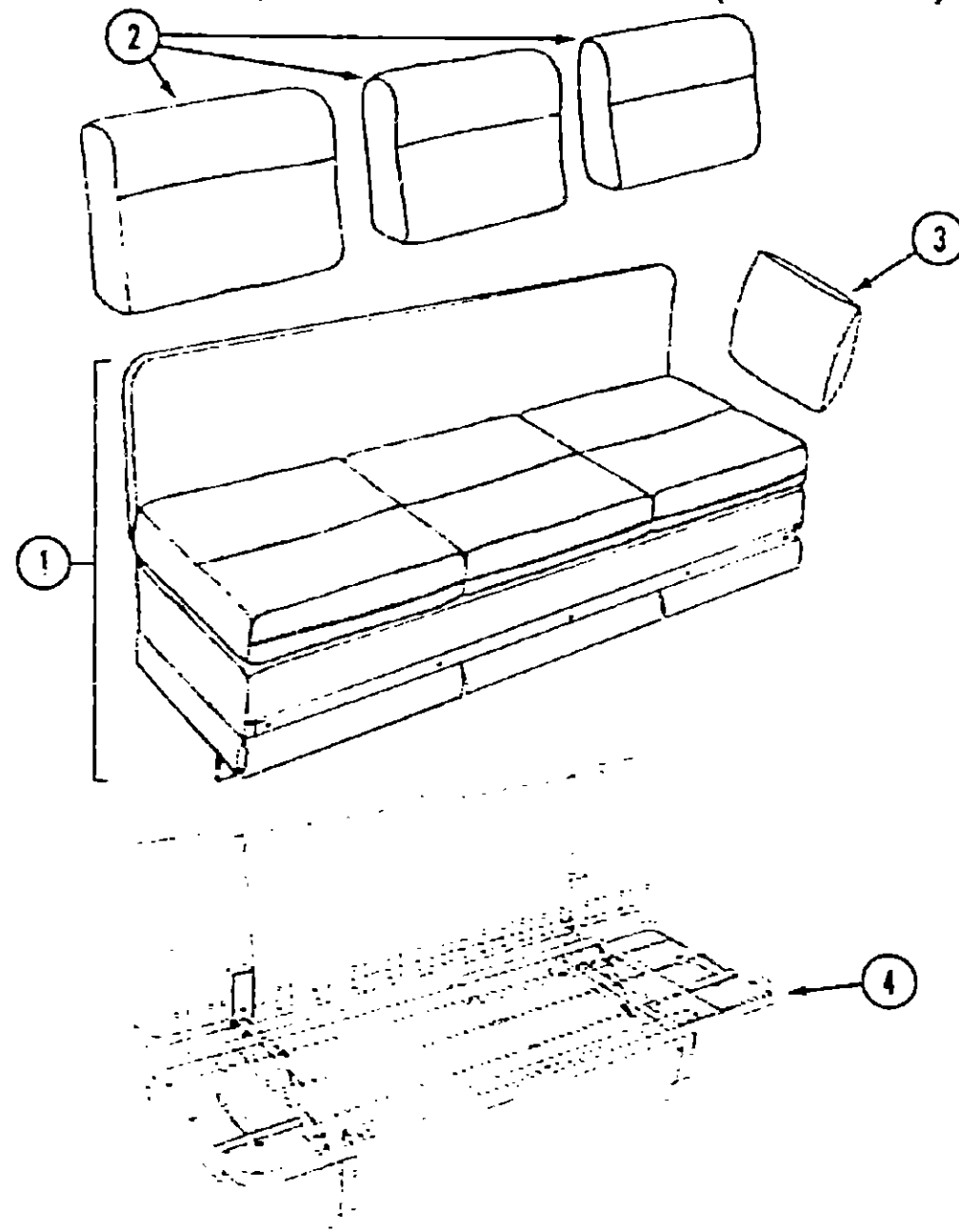
1990 WINNEBAGO TABLE OF CONTENTS

INTRODUCTION	A-01 - A-02
ABBREVIATIONS	A-03
ALPHABETICAL/GROUP REFERENCE	A-04 - A-06
WC/FM31RQ	A-07 - F-02
WC/FM34RA	F-03 - J-16

1990 WC/FM34RA INDEX

Floor Plan	F-03 - F-04
Accessories Group	F-05 - F-08
Bath Group	F-09 - F-11
Bedroom Group	F-12 - F-15
Chassis Group	F-16 - G-07
Curtain, Cushion & Pad Group	G-08 - G-17
Dinette Group	G-18 - G-20
Driver's Compartment Group	G-21 - H-01
Electrical Group	H-02 - H-06
Exterior Body Group	H-07 - H-15
Galley Group	H-16 - H-20
Heating & Air Conditioning Group	H-21 - H-22
Interior Finish Group	H-23 - H-24
Labels Group	I-01 - I-09
LP Group	I-10
Lounge Group	I-11 - I-14
Sealants & Fasteners Group	I-15 - I-16
Water & Sewage Group	I-17 - I-19
Window, Vent & Exterior Door Group	I-20 - J-16

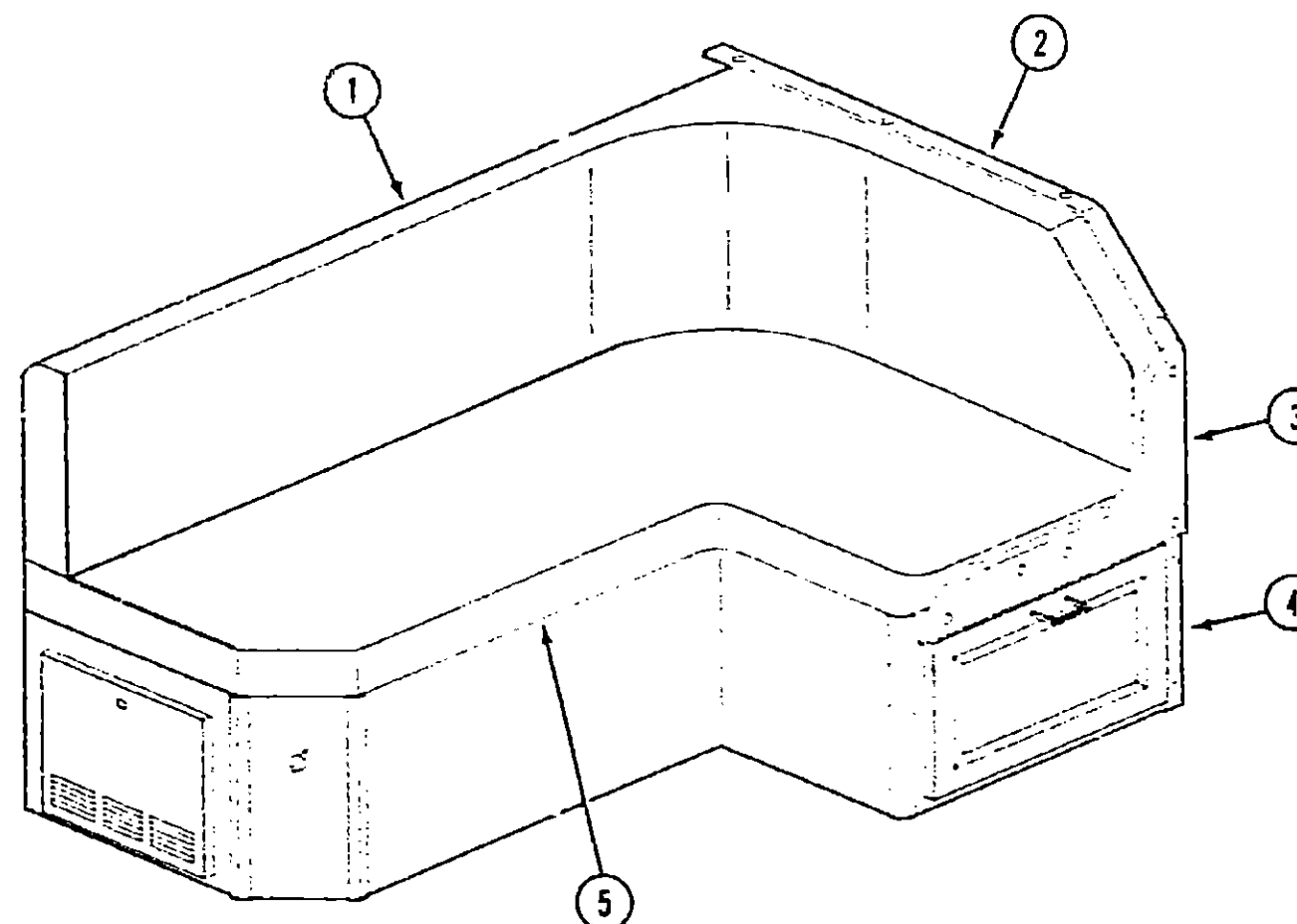
CURTAIN, CUSHION & PAD GROUP (CONTINUED)



SOFA BED

Key	Part Number	U/M	Description
1	089007-04-AB6	EA	Sofa Bed (AB1)
1	089007-04-AB7	EA	Sofa Bed (AB2)
1	089007-04-AB8	EA	Sofa Bed (AB3)
1	M89007-04-AB1	EA	Cover - Sofa Bed
1	M89007-04-AB2	EA	Cover - Sofa Bed
1	M89007-04-AB3	EA	Cover - Sofa Bed
2	085357-01-AB6	EA	Cushion Asm. - Back Pillow (AB1)
2	085357-01-AB7	EA	Cushion Asm. - Back Pillow (AB2)
2	085357-04-AB3	EA	Cushion Asm. - Back Pillow
2	M85357-01-AB6	EA	Cover Asm. - Pillow (AB1)
2	M85357-01-AB7	EA	Cover Asm. - Pillow (AB2)
2	M85357-04-AB3	EA	Cover Asm. - Pillow
3	085060-10-AB1	EA	Cushion Asm. - Throw Pillow
3	085060-10-AB2	EA	Cushion Asm. - Throw Pillow
3	085060-05-AB8	EA	Cushion Asm. - Throw Pillow (AB3)
4	079386-01-000	EA	Frame Asm. - Bed - Continental
	079386-02-000	EA	Mounting Hardware - Pullout Bed - Kit
	095567-01-000	EA	Tack Strip - 1/2" x 625' Roll
	007C21-01-000	EA	Seat Belt Asm.
	096008-01-000	YD	Sofa Fabric (AB1)
	096008-02-000	YD	Sofa Fabric (AB2)
	096008-17-000	YD	Sofa Fabric (AB3)

CURTAIN, CUSHION & PAD GROUP (CONTINUED)



DINETTE

Key	Part Number	U/M	Description
1	098642-01-AB1	EA	Cushion Asm. - Bolster Back
1	098642-01-AB2	EA	Cushion Asm. - Bolster Back
1	098642-01-AB3	EA	Cushion Asm. - Bolster Back
1	M98642-01-AB1	EA	Cover Asm. - Bolster Back
1	M98642-01-AB2	EA	Cover Asm. - Bolster Back
1	M98642-01-AB3	EA	Cover Asm. - Bolster Back
2	098453-01-AB1	EA	Pad Asm. - Dinette Trim
2	098453-01-AB2	EA	Pad Asm. - Dinette Trim
2	098453-01-AB3	EA	Pad Asm. - Dinette Trim
3	098441-01-AB1	EA	Arm Pad - Left Side
3	098441-01-AB2	EA	Arm Pad - Left Side
3	098441-01-AB3	EA	Arm Pad - Left Side
4	098433-01-AB1	EA	Pad Asm. - Dinette Trim
4	098433-01-AB2	EA	Pad Asm. - Dinette Trim
4	098433-01-AB3	EA	Pad Asm. - Dinette Trim
5	098642-02-AB1	EA	Cushion Asm. - Seat
5	098642-02-AB2	EA	Cushion Asm. - Seat
5	098642-02-AB3	EA	Cushion Asm. - Seat
5	M98642-02-AB1	EA	Cover Asm. - Seat
5	M98642-02-AB2	EA	Cover Asm. - Seat
5	M98642-02-AB3	EA	Cover Asm. - Seat
	070578-01-Y70	EA	Button - Screw Stud - #30 (AB1)
	070578-01-AB7	EA	Button - Screw Stud - #30 (AB2)
	070578-01-AA4	EA	Button - Screw Stud - #30 (AB3)
	096008-01-000	YD	Dinette Main Fabric (AB1)
	096008-02-000	YD	Dinette Main Fabric (AB2)
	096008-17-000	YD	Dinette Main Fabric (AB3)
	086274-33-000	YD	Dinette Fabric - Plain Accent (AB1)
	086274-80-000	YD	Dinette Fabric - Plain Accent (AB2)
	096008-25-000	YD	Dinette Fabric - Plain Accent (AB3)

1990 WINNEBAGO TABLE OF CONTENTS

INTRODUCTION	A-01 - A-02
ABBREVIATIONS	A-03
ALPHABETICAL/GROUP REFERENCE	A-04 - A-06
WC/FM31RQ	A-07 - F-02
WC/FM34RA	F-03 - J-16

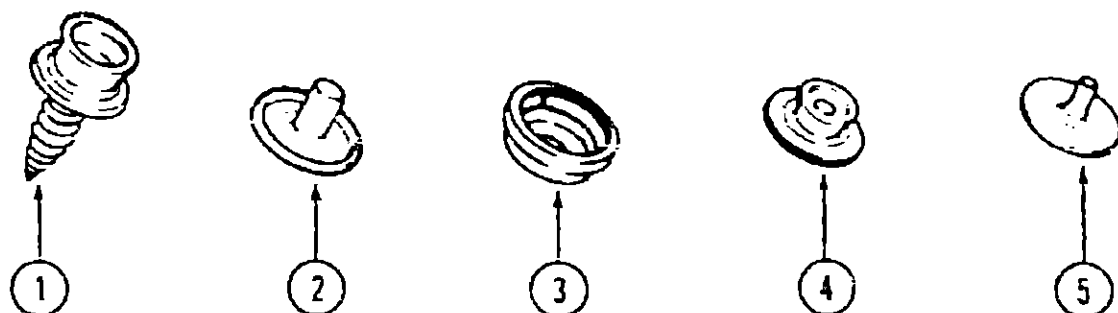
1990 WC/FM34RA INDEX

Floor Plan	F-03 - F-04
Accessories Group	F-05 - F-08
Bath Group	F-09 - F-11
Bedroom Group	F-12 - F-15
Chassis Group	F-16 - G-07
Curtain, Cushion & Pad Group	G-08 - G-17
Dinette Group	G-18 - G-20
Driver's Compartment Group	G-21 - H-01
Electrical Group	H-02 - H-06
Exterior Body Group	H-07 - H-15
Galley Group	H-16 - H-20
Heating & Air Conditioning Group	H-21 - H-22
Interior Finish Group	H-23 - H-24
Labels Group	I-01 - I-09
LP Group	I-10
Lounge Group	I-11 - I-14
Sealants & Fasteners Group	I-15 - I-16
Water & Sewage Group	I-17 - I-19
Window, Vent & Exterior Door Group	I-20 - J-16

CURTAIN, CUSHION & PAD GROUP (CONTINUED)

FRONT CURTAINS & ACCESSORIES

Key	Part Number	U/M	Description
	073260-40-AB1	EA	Tieback - 10" x 18" - Left or Right Side
	097994-01-AB1	EA	Curtain - Front Wraparound - Driver or Passenger Side
	099223-02-AB1	EA	Front Wraparound Track - Driver Side
	091904-01-000	FT	Track - Blackout Curtain - Light Beige
	093452-02-AB6	EA	Curtain Asm. - Blackout - Driver Side - 48" x 50"
	093452-01-AB6	EA	Curtain Asm. - Blackout - Passenger Side - 48" x 50"
	099223-01-AB1	EA	Front Wraparound Track - Passenger Side
	097625-01-000	EA	Curtain Hooks (Blackout Curtain)
	088792-01-000	EA	Velcro - 5/8" Hook - Non Adhesive (Blackout Curtain)
	088792-02-000	EA	Velcro - 3/4" Loop - Adhesive (Blackout Curtain)
	088273-42-000	YD	Blackout Curtain Fabric



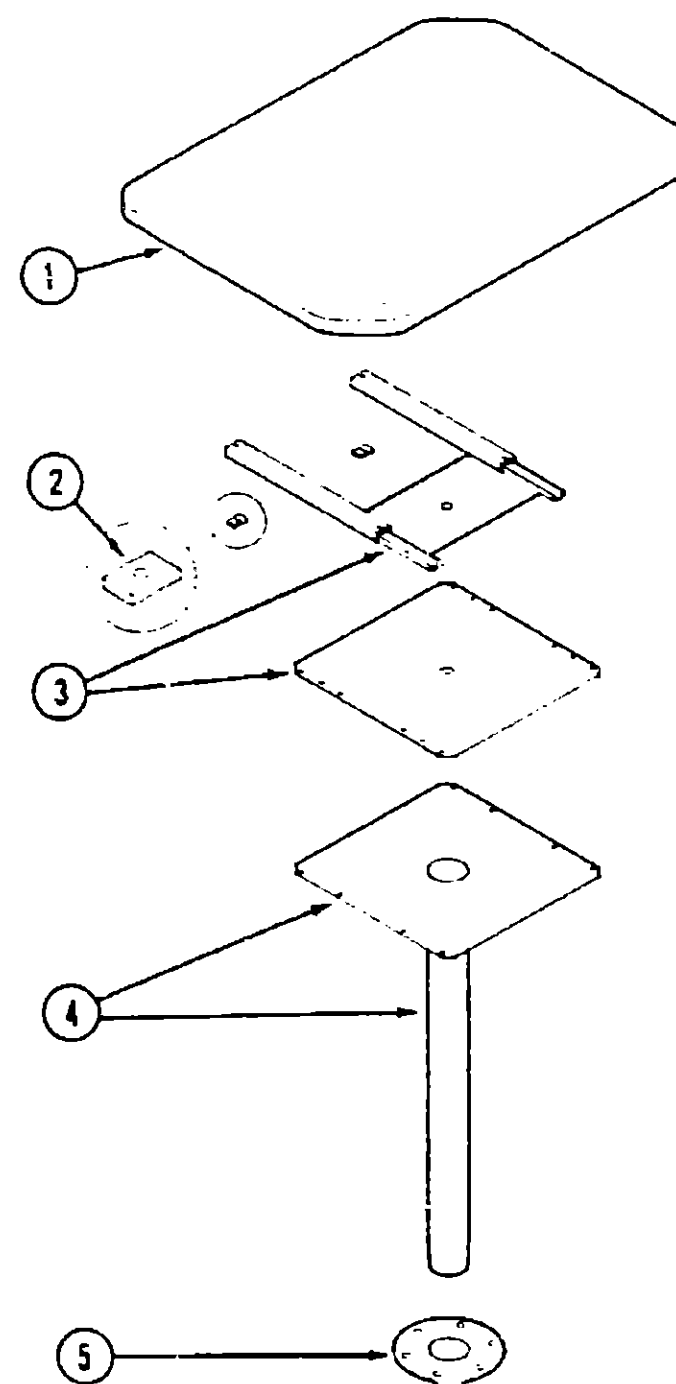
MISCELLANEOUS

Key	Part Number	U/M	Description
1	029130-01-000	EA	Socket - Snap Fastener - 7 x 5/8"
2	029155-01-000	EA	Cap - Snap
3	029156-01-000	EA	Socket - Snap Fastener
4	029092-01-000	EA	Stud - Nickel Finish
5	029093-01-000	EA	Eyelet - Nickel Finish
	075943-01-000	EA	Valance Brace - Beige
	053552-02-W04	EA	Assist Strap - Interior
	078245-01-000	EA	Boot - Steering Column
	029094-04-000	YD	Velcro Tape - Loop - 1" - Black
	029096-03-000	YD	Velcro Tape - Hook - 1" - Black

FABRIC

Key	Part Number	U/M	Description
	096008-01-000	YD	Fabric - Upholstery - Main - Blue (AB1)
	096008-02-000	YD	Fabric - Upholstery - Main - Fawn (AB2)
	096008-17-000	YD	Fabric - Upholstery - Main - Mauve Beige (AB3)
	088274-33-000	YD	Fabric - Upholstery - Accent - Blue (AB1)
	088274-80-000	YD	Fabric - Upholstery - Accent - Wren (AB2)
	096008-25-000	YD	Fabric - Upholstery - Accent - Geranium (AB3)
	096008-01-000	YD	Fabric - Padded Valance/Side Legs - Front Windows (AB1)
	096008-02-000	YD	Fabric - Padded Valance/Side Legs - Front Windows (AB2)
	096008-25-000	YD	Fabric - Padded Valance/Side Legs - Front Windows (AB3)
	088273-45-000	YD	Fabric - Padded Valance/Side Legs - Bedroom Windows - Dusty Blue (AB1)
	088273-46-000	YD	Fabric - Padded Valance/Side Legs - Bedroom Windows - Nile (AB2)
	088273-39-000	YD	Fabric - Padded Valance/Side Legs - Bedroom Windows - Tea Rose (AB3)
	084416-23-000	YD	Fabric - Laminate - Pull Shade - Entrance Door - Pearl
	088273-42-000	YD	Fabric - Curtain - Blackout - Parchment
	088273-45-000	YD	Fabric - Bedspread - Dusty Blue (AB1)
	088273-46-000	YD	Fabric - Bedspread - Nile (AB2)
	088273-39-000	YD	Fabric - Bedspread - Tea Rose (AB3)
	088273-05-000	YD	Carpet - Tumbleweed (AB1)
	072880-89-000	YD	Carpet - Blue Bonnet (AB2)
	072880-89-000	YD	Carpet - Rose Mist (AB3)
	083486-61-000	YD	Carpet - Outside Storage Compartments - Charcoal
	079880-01-000	YD	Vinyl - Expanded - 28 oz. - Buckskin
	089351-01-000	YD	Vinyl - Headliner - Acoustical
	081928-01-000	YD	Quilting Backing

DINETTE GROUP



DINETTE TABLE

Key	Part Number	U/M	Description
1	M04033-27-AB1	EA	Table Top Asm.
2	096895-01-000	EA	Stop Blocks
3	096922-01-000	EA	Slide Track Asm.
4	097049-01-01A	EA	Table Leg
5	041194-01-000	EA	Flush Mount Base

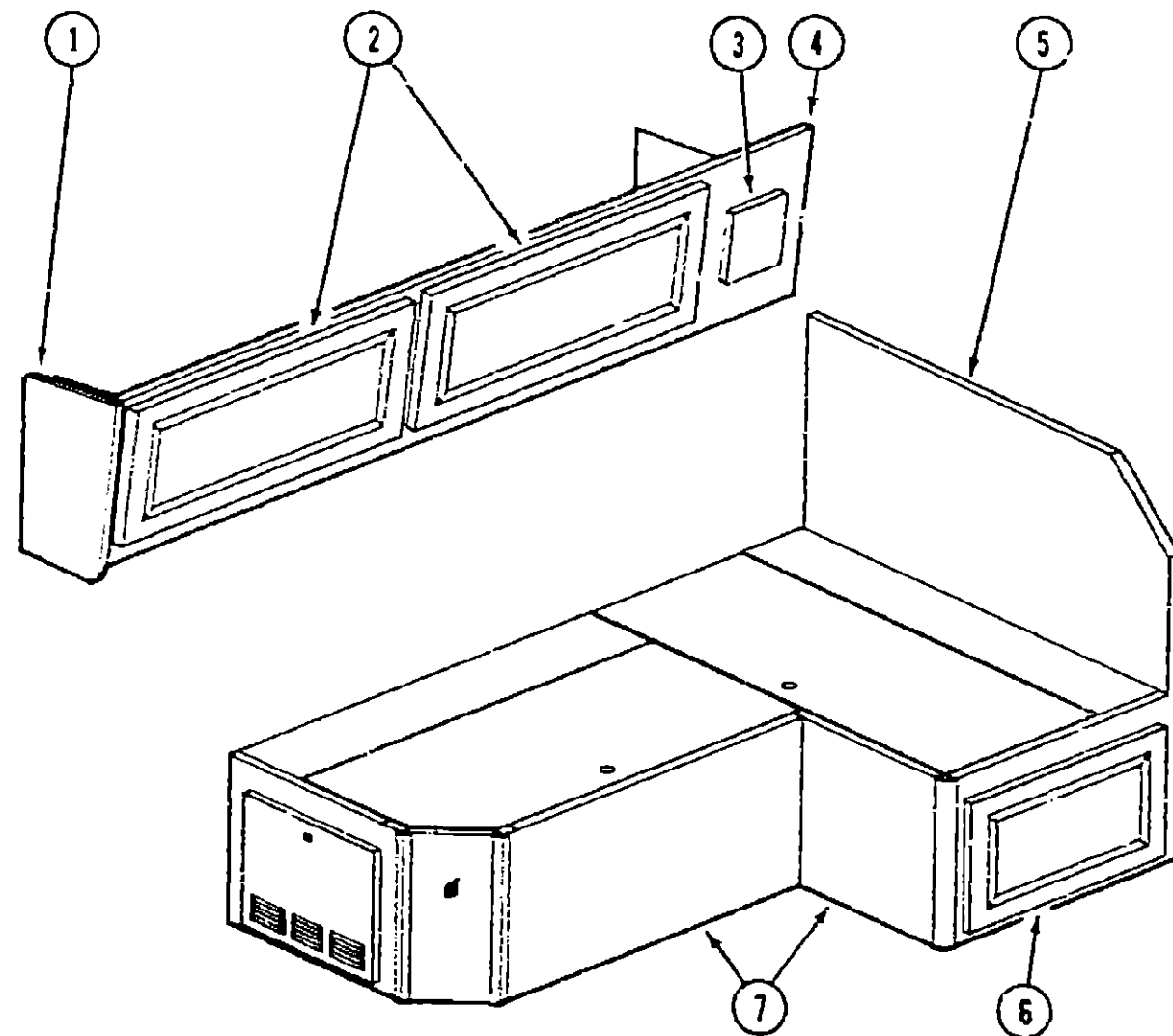
1990 WINNEBAGO TABLE OF CONTENTS

INTRODUCTION	A-01 - A-02
ABBREVIATIONS	A-03
ALPHABETICAL/GROUP REFERENCE	A-04 - A-06
WC/FM31RQ	A-07 - F-02
WC/FM34RA	F-03 - J-16

1990 WC/FM34RA INDEX

Floor Plan	F-03 - F-04
Accessories Group	F-05 - F-08
Bath Group	F-09 - F-11
Bedroom Group	F-12 - F-15
Chassis Group	F-16 - G-07
Curtain, Cushion & Pad Group	G-08 - G-17
Dinette Group	G-18 - G-20
Driver's Compartment Group	G-21 - H-01
Electrical Group	H-02 - H-06
Exterior Body Group	H-07 - H-15
Galley Group	H-16 - H-20
Heating & Air Conditioning Group	H-21 - H-22
Interior Finish Group	H-23 - H-24
Labels Group	I-01 - I-09
LP Group	I-10
Lounge Group	I-11 - I-14
Sealants & Fasteners Group	I-15 - I-16
Water & Sewage Group	I-17 - I-19
Window, Vent & Exterior Door Group	I-20 - J-16

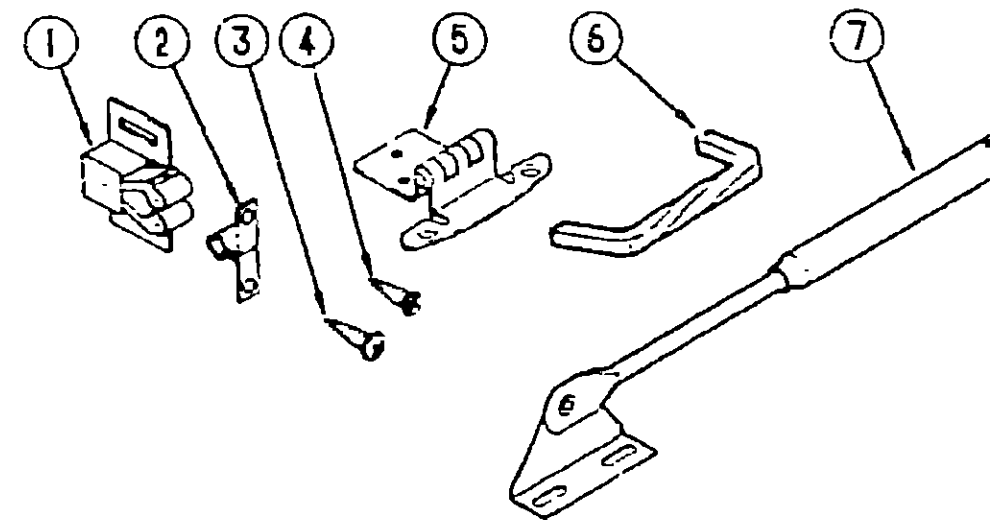
DINETTE GROUP (CONTINUED)



DINETTE & OVERHEAD CABINETRY

Key	Part Number	U/M	Description
1	097048-04-AB1	EA	End Cap Asm.
2	M88304-16-AB1	EA	Door Asm. - w/o Hardware
3	089340-01-000	EA	Speaker Grille
4	M96996-01-AB1	EA	Overhead Cabinet Asm. - w/o Doors or Hardware
5	M04045-01-AB1	EA	Seat Back Asm.
6	M88304-21-AB6	EA	Door Asm. - w/o Hardware
7	M04044-01-AB1	EA	Seat Base Cabinet

DINETTE GROUP (CONTINUED)



CABINET HARDWARE (DOORS & CABINETS)

Key	Part Number	U/M	Description
1	093586-03-000	EA	Roller Catch
2	093586-04-000	EA	Steel Strike
3	000G68-06-10G	EA	Screw - #6 - 18 x .625" POH - Antique Brass - Hinge to Cabinet
4	000G13-06-10G	EA	Screw - #6 - 20 x .625" PFH - Antique Brass - Hinge to Door
5	059777-02-000	EA	Hinge - Burnished Brass
6	096645-01-000	EA	Pull Handle
7	074493-02-000	EA	Door Support
	061521-02-007	EA	Corner Molding - Aluminum (Plastic Trim Holder)
	016604-03-000	EA	Angle Support Bracket - 2.5"

1990 WINNEBAGO TABLE OF CONTENTS

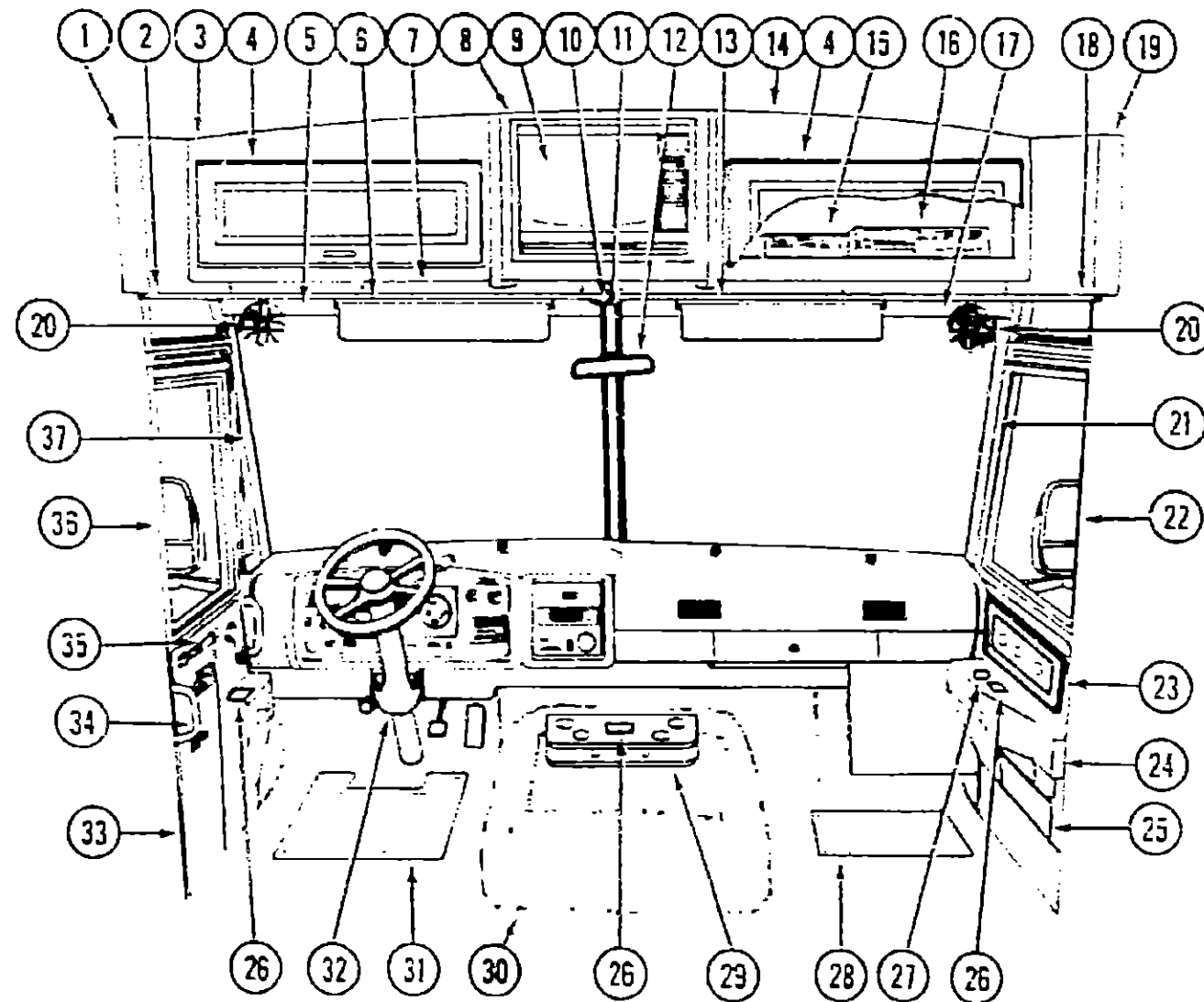
INTRODUCTION	A-01 - A-02
ABBREVIATIONS	A-03
ALPHABETICAL/GROUP REFERENCE	A-04 - A-06
WC/FM31RQ	A-07 - F-02
WC/FM34RA	F-03 - J-16

1990 WC/FM34RA INDEX

Floor Plan	F-03 - F-04
Accessories Group	F-05 - F-08
Bath Group	F-09 - F-11
Bedroom Group	F-12 - F-15
Chassis Group	F-16 - G-07
Curtain, Cushion & Pad Group	G-08 - G-17
Dinette Group	G-18 - G-20
Driver's Compartment Group	G-21 - H-01
Electrical Group	H-02 - H-06
Exterior Body Group	H-07 - H-15
Galley Group	H-16 - H-20
Heating & Air Conditioning Group	H-21 - H-22
Interior Finish Group	H-23 - H-24
Labels Group	I-01 - I-09
LP Group	I-10
Lounge Group	I-11 - I-14
Sealants & Fasteners Group	I-15 - I-16
Water & Sewage Group	I-17 - I-19
Window, Vent & Exterior Door Group	I-20 - J-16

DRIVER'S COMPARTMENT GROUP

DRIVER'S COMPARTMENT COMPONENTS



Key	Part Number	U/M	Description
1	090383-02-Y15	EA	Pad Asm. - End Cap - Driver
2	079946-01-000	EA	Track - Front Wraparound Curtain - Driver Side
3	M89984-01-AB1	EA	Cabinet Asm. - Front Overhead - Driver Side
4	M88304-30-AB1	EA	Door Asm. - Front Overhead - Driver & Passenger Side - w/o Hardware
	000G13-06-10G	EA	Screw - 6 - 20 x .625" PFH - Antique Brass
	000G68-06-10G	EA	Screw - 8 - 20 x .625" POH - Antique Brass
	059777-02-000	EA	Hinge - Antique - Light Brass
	036545-01-000	EA	Pull Handle
	039873-01-000	EA	Catch Asm. - Nylon Catch & Strike
	093556-03-000	EA	Catch - Roller - Spring
	093556-04-000	EA	Strike - Spring Steel
	074493-02-000	EA	Support - Sprung - Door
5	078579-02-000	EA	Windshield Trim - Upper Driver Side - Light Oak - Inner
6	092286-05-X14	EA	Sunvisor Asm. - Driver Side
	007211-01-000	EA	Hinge - Sunvisor
	074012-01-000	EA	Clip - Sunvisor - Square Pinch On
7	089987-01-Y15	EA	Pad Asm. - Trim - Header - Upper
	078811-04-Y15	EA	Pad Asm. - Trim - Header - Lower
8	089986-01-X14	EA	Cabinet Asm. - Center Front Overhead (For TV Installation)
8	M89986-01-AB1	EA	Cabinet Asm. - Center Front Overhead (Not For TV Installation)
	M88304-E2-AB5	EA	Door Asm. - Center Front Overhead - w/o Hardware
9	091258-02-000	EA	TV - 13" Color - Remote - Sharp 13NM48
10	080280-01-000	EA	Light - 12 Volt - Surface Mount
	086280-01-700	EA	Bulb - 12 Volt - 5 Watt
11	079765-02-000	EA	Windshield Trim - Center - Light Oak - Inner
12	040714-01-000	EA	Mirror - Inside Rear View
13	032286-06-X14	EA	Sunvisor Asm. - Passenger Side - w/Mirror
	083153-01-000	EA	Mirror - Sunvisor - 3 1/2" x 7"
	085709-01-000	EA	Clip Asm. - Sunvisor - Black
14	M89984-01-X14	EA	Cabinet Asm. - Front Overhead - Passenger Side
15	086757-03-000	EA	Control Center - Switch - Channel Master
16	098446-02-000	EA	VCR - VHS - Magnavox VR9912
17	078579-01-000	EA	Windshield Trim - Upper Passenger Side - Light Oak - Inner
18	079946-01-000	EA	Track - Front Wraparound Curtain - Passenger Side
19	090383-01-Y15	EA	Pad Asm. - End Cap - Passenger Side
20	036420-02-000	EA	Defroster Fan - 6" Dia. - 2 Speed (Option 36N)
21	079206-03-000	EA	Windshield Trim - Passenger Side - Beige - Inner
22	086260-01-000	EA	Mirror Asm. - w/Convex - Passenger Side
23	059414-06-000	EA	Pad Asm. - Passenger Sidewall - 3 Button
24	072811-01-000	EA	Side Panel - Passenger Sidewall - Plastic
25	059467-04-AB1	EA	Pad Asm. - Map Pocket - Passenger Sidewall
26	046886-03-000	EA	Ash Tray - Chrome
27	064781-01-000	EA	Cup Holder - Chrome - Plastic
28	081202-01-000	EA	Floor Mat - Passenger Side - Winnebago
29	097151-01-AB1	EA	Beverage Tray
30	097552-01-000	EA	Motor Cover - w/o Carpet
	075564-01-000	EA	Mounting Bracket - Motor Cover
	039623-01-000	FT	Seal - Motor Cover
31	091201-01-000	EA	Floor Mat - Driver Side - Winnebago
32	078245-01-000	EA	Boot - Steering Column
33	082471-02-000	EA	Panel - Driver Door - Plastic
34	063886-06-000	EA	Assist Handle - Driver Entrance - Beige
35	061400-15-000	EA	Assist Strap - Driver Door - Black
36	086260-02-000	EA	Mirror Asm. - w/Convex - Left
37	079206-04-000	EA	Windshield Trim - Driver - Beige - Inner

DELUXE STEERING WHEEL (OPTION 38P - CHEVROLET)

Key	Part Number	U/M	Description
	080752-15-000	EA	Steering Wheel - 4 Spoke
	080752-17-000	EA	Steering Wheel - w/2 Horn Buttons
	080752-06-000	EA	Adapter Hub
	080752-08-000	EA	Screw - Steering Wheel

G-21

1990 WINNEBAGO TABLE OF CONTENTS

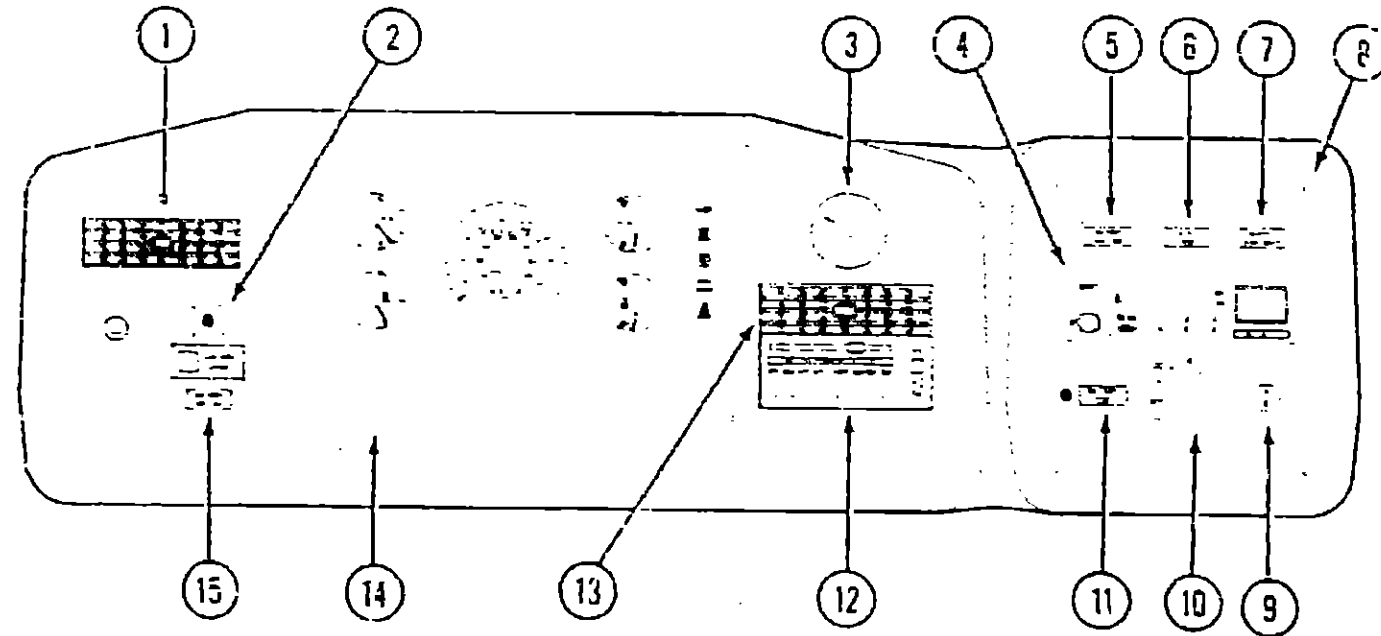
INTRODUCTION	A-01 - A-02
ABBREVIATIONS	A-03
ALPHABETICAL/GROUP REFERENCE	A-04 - A-05
WC/FM31RQ	A-07 - F-02
WC/FM34RA	F-03 - J-16

1990 WC/FM34RA INDEX

Floor Plan	F-03 - F-04
Accessories Group	F-05 - F-08
Bath Group	F-09 - F-11
Bedroom Group	F-12 - F-15
Chassis Group	F-16 - G-07
Curtain, Cushion & Pad Group	G-08 - G-17
Dinette Group	G-18 - G-20
Driver's Compartment Group	G-21 - H-01
Electrical Group	H-02 - H-06
Exterior Body Group	H-07 - H-15
Galley Group	H-16 - H-20
Heating & Air Conditioning Group	H-21 - H-22
Interior Finish Group	H-23 - H-24
Labels Group	I-01 - I-09
LP Group	I-10
Lounge Group	I-11 - I-14
Sealants & Fasteners Group	I-15 - I-16
Water & Sewage Group	I-17 - I-19
Window, Vent & Exterior Door Group	I-20 - J-16

G-22

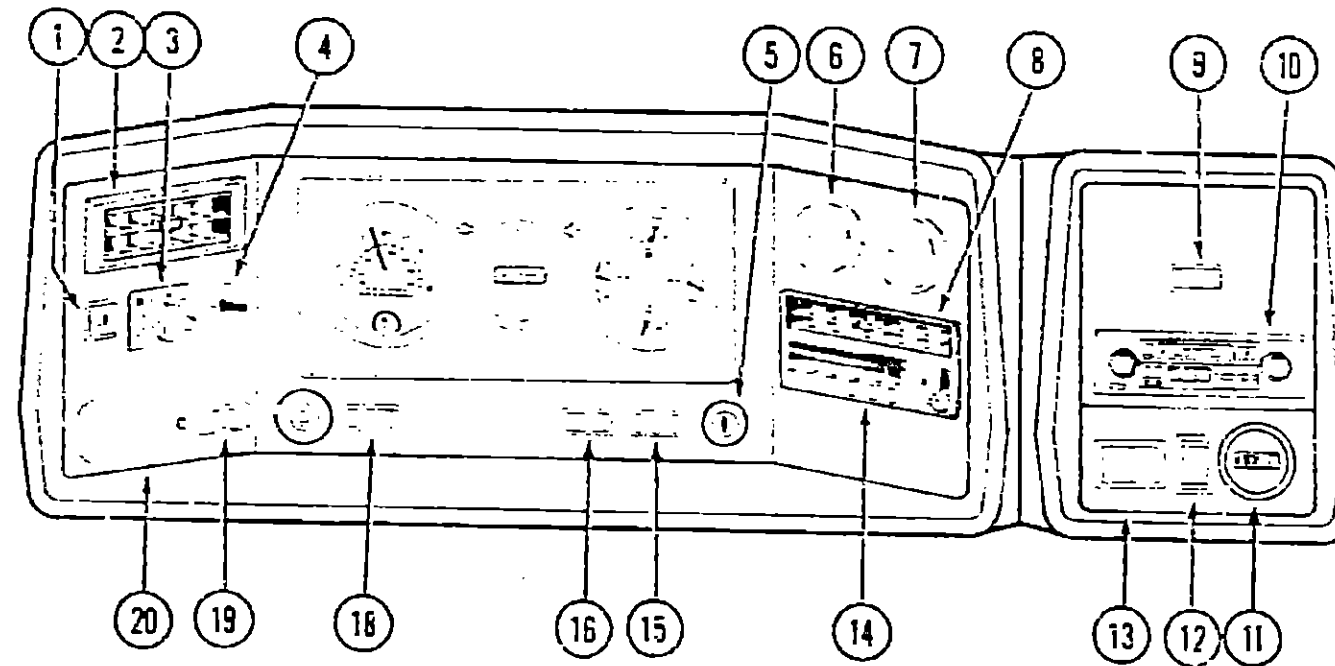
DRIVER'S COMPARTMENT GROUP (CONTINUED)



INSTRUMENT CLUSTER (FORD)

Key	Part Number	U/M	Description
1	039044-01-000	EA	Louver Asm. - Air Conditioner - Adjustable Vent
2	039305-02-000	EA	Fog Light Switch (Option 57M)
3	024460-04-000	EA	Vacuum/Fuel Economy Gauge
4	097459-01-000	EA	Radio - AM/FM - Cassette - Digital Clock - Seek/Scan - Audiovox IIM-DXA
4	097460-02-000	EA	Radio - AM/FM - Cassette - Digital Clock - Seek - Sony XR 300 (Option 57E)
5	024461-01-000	EA	Battery Mode Switch
6	039306-01-000	EA	Switch Auxiliary Defroster Fans (Option 36N)
7	093381-01-000	EA	Radio - Battery Selection Switch
8	075006-25-000	EA	Bezel - Entertainment Center
9	089294-01-000	EA	Cigarette Lighter
10	087202-02-000	EA	Rear Auto Heater Switch - w/o Knob (Option 611)
	090977-01-000	EA	Knob - Rear Auto Heater Switch - Rotary (Option 611)
	034410-02-000	EA	Decal - Rear Auto Heater Switch (Option 611)
11	055963-04-000	EA	Auxiliary Battery Disconnect Switch
12	094831-01-732	EA	Heater/Air Conditioner Controls
13	094831-01-741	EA	Louver Asm./Control Panel Trim
14	086296-15-000	EA	Bezel - Instrument Panel
15	087266-02-000	EA	Air Horn Switch (Option 36R)

DRIVER'S COMPARTMENT GROUP (CONTINUED)



INSTRUMENT CLUSTER (CHEVROLET)

Key	Part Number	U/M	Description
1	089305-02-000	EA	Fog Light Switch (Option 57M)
2	039044-01-000	EA	Vent/Air Conditioner Register
3	087202-02-000	EA	Rear Auto Heater Switch - w/o Knob (Option 611)
4	090977-01-000	EA	Knob - Rear Auto Heater Switch - Rotary (Option 611)
4	077497-01-702	EA	Air Horn Switch (Option 36R)
5	089294-01-000	EA	Cigarette Lighter
6	024459-04-000	EA	Battery Condition Meter
7	024460-04-000	EA	Vacuum/Fuel Economy Gauge
8	094381-01-741	EA	Dash Louver/Control Panel Trim
9	093381-01-000	EA	Radio Power Source Switch
10	090982-01-000	EA	Radio - Audio Entertainment System
11	031035-01-000	EA	Auxiliary Electric Generator Hourmeter (Options 39E, 39G, 37M)
12	024976-01-000	EA	Auxiliary Electric Generator Start/Stop Switch (Options 39E, 39G, 37M)
13	076006-23-000	EA	Bezel - Entertainment Center
14	094831-01-732	EA	Heater/Air Conditioner Controls
15	024461-01-000	EA	Battery Mode Switch
16	024462-01-000	EA	Battery Condition Switch
18	089306-01-000	EA	Switch - Auxiliary Defroster Fans (Option 36N)
19	055963-04-000	EA	Auxiliary Battery Disconnect Switch (Option 29A)
20	086296-13-000	EA	Bezel - Instrument Panel
	088745-01-000	EA	Instrument Cluster - Electronic (Option 42N)

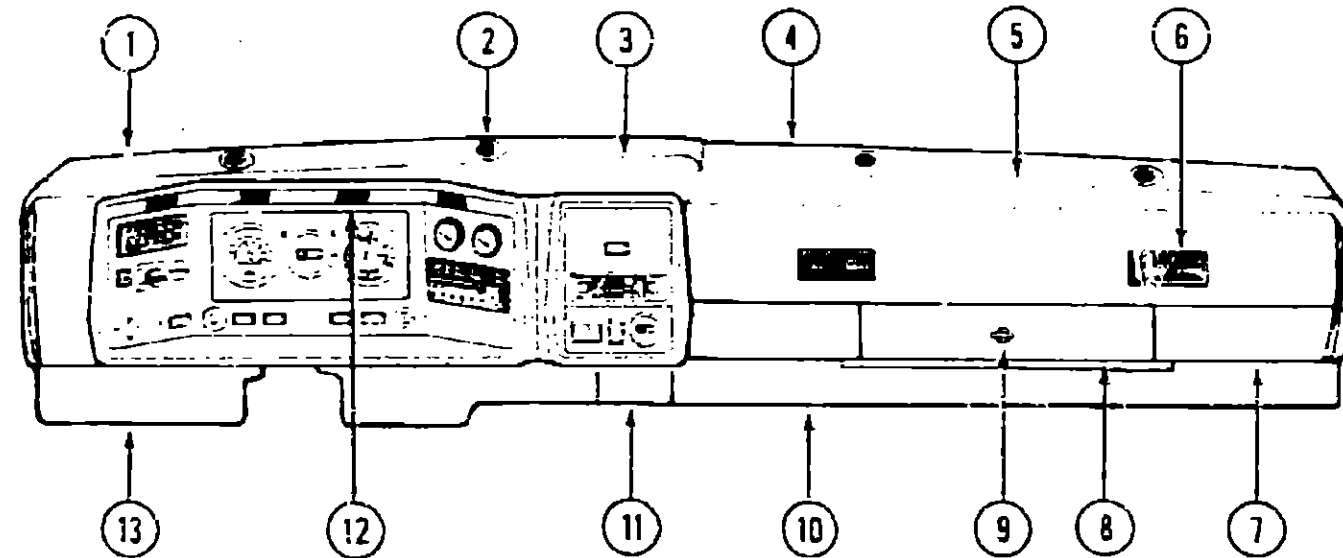
1990 WINNEBAGO TABLE OF CONTENTS

INTRODUCTION	A-01 - A-02
ABBREVIATIONS	A-03
ALPHABETICAL/GROUP REFERENCE	A-04 - A-06
WC/FM31RQ	A-07 - F-02
WC/FM34RA	F-03 - J-16

1990 WC/FM34RA INDEX

Floor Plan	F-03 - F-04
Accessories Group	F-05 - F-08
Bath Group	F-09 - F-11
Bedroom Group	F-12 - F-15
Chassis Group	F-16 - G-07
Curtain, Cushion & Pad Group	G-08 - G-17
Dinette Group	G-18 - G-20
Driver's Compartment Group	G-21 - G-21
Electrical Group	H-02 - H-06
Exterior Body Group	H-07 - H-15
Galley Group	H-16 - H-20
Heating & Air Conditioning Group	H-21 - H-22
Interior Finish Group	H-23 - H-24
Labels Group	I-01 - I-09
LP Group	I-10
Lounge Group	I-11 - I-14
Sealants & Fasteners Group	I-15 - I-16
Water & Sewage Group	I-17 - I-19
Window, Vent & Exterior Lock Group	J-01 - J-05

DRIVER'S COMPARTMENT GROUP (CONTINUED)



DASH PANEL COMPONENTS

Key	Part Number	U/M	Description
1	078582-02-000	EA	Pad Asm. - Dash - Front Driver - w/o Defroster Vent
2	024990-01-000	EA	Defroster Outlet - w/Swivel - 2" Tan
3	079298-01-000	EA	Pad Asm. - Dash - Instrument - Panel - Driver Side
4	078581-02-000	EA	Pad Asm. - Dash - Front Passenger - w/o Defroster Vent
5	079089-01-000	EA	Pad Asm. - Dash - Instrument Panel - Passenger Side
6	039044-01-000	EA	Louver Asm. - Air Conditioner - Adjustable Vent
7	023234-01-000	EA	Knee Kick
8	022219-01-000	EA	Glove Compartment Door
9	003188-01-000	EA	Twist Lock - Glove Compartment
	021892-01-000	EA	Glove Compartment Box - Black Fiberboard
	024599-01-000	EA	Glove Compartment Hinge
10	077367-01-000	EA	Instrument Panel Cover - Lower Right - Black (Chevrolet)
11	077369-01-000	EA	Access Panel - Lower Instrument Panel - Black
12	031424-01-000	EA	Light - 12 Volt - Rectangular
13	077358-01-000	EA	Instrument Panel Cover - Lower Left - Black (Chevrolet)
13	077368-03-000	EA	Instrument Panel Cover - Lower Left - Black (Chevrolet w/Searchlight)

ELECTRICAL GROUP

BULBS

Key	Part Number	U/M	Description
	008218-01-000	EA	Bulb - #1141 - Dome Light
	067479-01-000	EA	Bulb - #1076 - Wall Lamps
	091937-03-000	EA	Bulb - Fluorescent Light - Recessed
	078424-02-700	EA	Bulb - Fluorescent Light - Galley
	081633-01-700	EA	Bulb - Makeup Light
	085280-01-700	EA	Bulb - Surface Mount Light (Cab)
	088737-01-710	EA	Bulb - Microwave Oven
	092696-01-709	EA	Bulb - Range Hood
	084880-01-706	EA	Bulb - Refrigerator
	037935-01-000	EA	Bulb - #1157 - Tail Lamp Asm.
	036196-01-000	EA	Bulb - #1194 - Clearance & License Plate Lights
	008215-01-000	EA	Bulb - #1003 - Porch Light
	051057-01-705	EA	Bulb - Spotlight (Option 63E)

INTERIOR LIGHTS & BULBS

Key	Part Number	U/M	Description
	098024-01-01A	EA	Light - Dome - Ivory - Single (USA)
	098024-02-01A	EA	Light - Dome - Ivory - Single (CSA)
	098024-03-01A	EA	Light - Dome - Ivory - Double (USA)
	098024-04-01A	EA	Light - Dome - Ivory - Double (CSA)
	098024-01-700	EA	Lens - Dome Light
	008218-01-000	EA	Bulb - 12 Volt - #1141 (Used For All Above)
	065202-11-000	EA	Wall Lamp - Brass/Cream (USA)
	065201-06-000	EA	Lamp Shade - Wall Lamp - Parchment
	067479-01-000	EA	Bulb - 12 Volt - #1076 - Wall Lamps
	091937-04-000	EA	Flourescent Light - 12 Volt - Recessed (Ceiling)
	091937-02-000	EA	Lens - Recessed - Fluorescent Light
	091937-03-000	EA	Bulb - Recessed - Fluorescent Light
	078424-02-000	EA	Flourescent Light - 18" - Almond (Galley)
	078424-02-701	EA	Lens - Fluorescent Light - 18" - Almond
	078424-02-700	EA	Bulb - Fluorescent Light - 18" - Almond
	082169-01-000	EA	Makeup Light - 3 Bulb
	081633-01-700	EA	Bulb - Makeup Light
	086280-01-000	EA	Surface Mount Light - 12 Volt - Jensen 1236 (Cab)
	086280-01-700	EA	Bulb - Surface Mount Light
	061424-01-000	EA	Rectangular Light - Aisle & Instrument Panel
	092696-01-709	EA	Bulb - Range Hood
	084880-01-706	EA	Bulb - Refrigerator
	088737-01-710	EA	Bulb - Microwave Oven

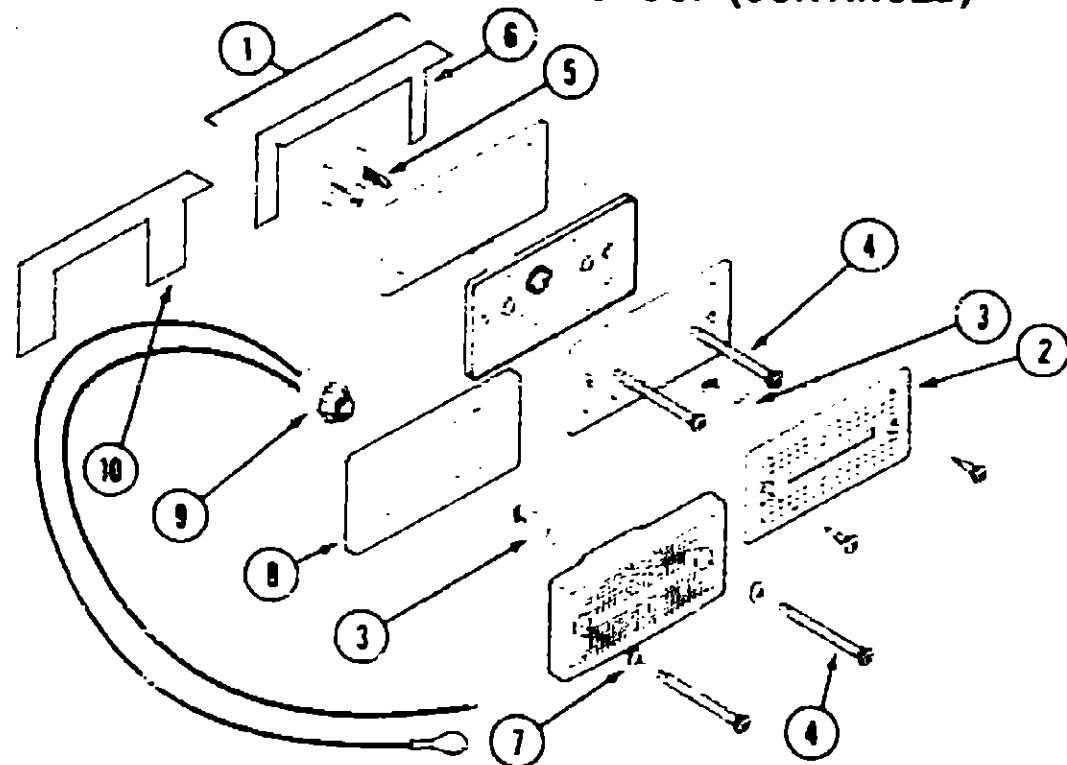
1990 WINNEBAGO TABLE OF CONTENTS

INTRODUCTION	A-01 - A-02
ABBREVIATIONS	A-03
ALPHABETICAL/GROUP REFERENCE	A-04 - A-06
WC/FM31RQ	A-07 - F-02
WC/FM34RA	F-03 - J-16

1990 WC/FM34RA INDEX

Floor Plan	F-03 - F-04
Accessories Group	F-05 - F-08
Bath Group	F-09 - F-11
Bedroom Group	F-12 - F-15
Chassis Group	F-16 - G-07
Curtain, Cushion & Pad Group	G-08 - G-17
Dinette Group	G-18 - G-20
Driver's Compartment Group	G-21 - H-01
Electrical Group	H-02 - H-06
Exterior Body Group	H-07 - H-15
Galley Group	H-16 - H-20
Heating & Air Conditioning Group	H-21 - H-22
Interior Finish Group	H-23 - H-24
Labels Group	I-01 - I-09
LP Group	I-10
Lounge Group	I-11 - I-14
Sealants & Fasteners Group	I-15 - I-16
Water & Sewage Group	I-17 - I-19
Window, Vent & Exterior Door Group	I-20 - J-16

ELECTRICAL GROUP (CONTINUED)



EXTERIOR LIGHTS & BULBS

Key	Part Number	U/M	Description
1	081250-01-000	EA	Clearance Light Asm. - Amber
1	081250-02-000	EA	Clearance Light Asm. - Red
2	081250-01-700	EA	Lens - Clearance Light - Amber
2	081250-02-700	EA	Lens - Clearance Light - Red
3	036196-01-000	EA	Bulb
4	007G39-08-24B	EA	Screw
5	079378-01-000	EA	Terminal
6	081437-01-000	EA	Bracket
7	102540-01-000	EA	Screw Seal
8	102541-01-000	EA	Gasket
9	075458-03-000	EA	Socket
10	102582-01-000	EA	Bracket
	075459-04-000	EA	Lamp Asm. - Tail Brake - Red
	075459-05-000	EA	Lamp Asm. - Turn - Amber
	075459-06-000	EA	Lamp Asm. - Backup/Reflector - Clear/Red
	037935-01-000	EA	Bulb - 12 Volt - #1157 - Used For Tail Lamp Asm.
	076795-01-000	EA	Light Asm. - License Plate
	036196-01-000	EA	Bulb - 12 Volt - #184 - Used For Clearance & License Plate
	042405-03-000	EA	Base - Side Marker Light - w/Bulb (BGE 1985)
	042405-02-000	EA	Lens - Side Marker Light - Amber
	042405-01-000	EA	Lens - Side Marker Light - Red
	097917-01-02A	EA	Porch Light - Recessed - Beige
	097917-01-700	EA	Lens - Porch Light - Recessed
	008215-01-000	EA	Bulb - 12 Volt - #1003 - Porch Light
	051057-02-000	EA	Spotlight - Power Driven (Option 63E)
	051057-01-705	EA	Bulb - Spotlight (Option 63E)
	084901-01-000	EA	Lamp Asm. - Park/Turn
	049185-01-000	EA	Headlight Capsule Asm. - Driver - High/Low Beam
	049186-01-000	EA	Headlight Capsule Asm. - Passenger - High/Low Beam
	049187-01-000	EA	Headlight Capsule Asm. - Driver - High Beam
	049188-01-000	EA	Headlight Capsule Asm. - Passenger - High Beam
	049359-01-000	EA	Spring - Headlight Retainer
	062207-01-000	EA	Headlight Guard
	090202-01-000	EA	Headlight Bezel - Passenger - Black
	090202-02-000	EA	Headlight Bezel - Driver - Black
	068747-02-000	EA	Lamp Asm. - Fog - Clear Lens (Option 57M)
	098024-01-01A	EA	Light - Dome - Ivory - Storage Compartment (USA)
	098024-02-01A	EA	Light - Dome - Ivory - Storage Compartment (CSA)
	098024-01-700	EA	Lens - Dome Light
	008218-01-000	EA	Bulb - 12 Volt - Dome Light

ELECTRICAL GROUP (CONTINUED)

ELECTRICAL COMPONENTS

Key	Part Number	U/M	Description
	008288-02-000	EA	Box - Electrical - 3.94" x 3.13" x 1.81" - Plastic (USA)
	091910-01-000	EA	Box - Electrical - 3.75" x 3.5" x 1.75" - Plastic (CSA)
	008289-01-000	EA	Box - Electrical - 4" x 4" - 1/2 x 3/4 - Steel (USA)
	008289-02-000	EA	Box - Electrical - 4" x 4" - 1/2 x 3/4 - Steel (CSA)
	058049-01-000	EA	Box - Electrical - 2" x 3" x 2.25" - Steel
	088751-01-000	FT	Cable - Battery - 1/0 AWG Stranded
	010495-01-000	EA	Clamp - Cable - 9/16"
	010497-01-000	EA	Clamp - Closed - 5/8" ID
	010499-01-000	EA	Clamp - Closed - 3/8" ID
	041953-01-000	FT	Conduit - Convolute Slt - .50" ID
	041953-02-000	FT	Conduit - Convolute Slt - .625" ID
	041953-03-000	FT	Conduit - Convolute Slt - 1" ID
	041953-05-000	FT	Conduit - Convolute Solid - .625" ID
	041953-06-000	FT	Conduit - Convolute Slt - .375" ID
	041953-07-000	FT	Conduit - Convolute Slt - .250" ID
	041953-08-000	FT	Conduit - Convolute Slt - .50" ID
	041953-10-000	FT	Conduit - Convolute Slt - .75" ID
	041953-11-000	FT	Conduit - Convolute Slt - 1.063" ID
	008353-01-000	EA	Connector - 3/8" - Cable Clamping
	008355-01-000	EA	Connector - 3/4" - Cable Clamping
	008356-01-000	EA	Connector - 3/8" - Plastic
	008311-01-000	EA	Connector - Wire Nut - Red
	008312-01-000	EA	Connector - Wire Nut - Blue
	008313-01-000	EA	Connector - Wire Nut - Yellow
	008314-01-000	EA	Connector - Wire Nut - Gray
	058028-01-000	EA	Connector - Clear Nylon Pigtail
	088475-01-000	EA	Connector - Pin
	082740-01-000	EA	Connector Body - 2 Contact Female
	008052-01-000	EA	Cord - Power - 10/3 - 30 Amp. - 25' (CSA)
	008054-01-000	EA	Cord - Power - 10/3 - 30 Amp. - 25' (USA)
	008294-01-000	EA	Cover - Electrical Box - Flat Blank - 4" x 4" - Steel (USA)
	008294-02-000	EA	Cover - Electrical Box - Flat Blank - 4" x 4" - Steel (CSA)
	069238-01-000	EA	Cover - Electrical Box - 4" x 4"
	076319-09-000	EA	Cover - Receptacle - Brown
	084077-02-000	EA	Cover - Receptacle - Brown - GFI
	091927-01-000	EA	Cover - Receptacle - Double - Ivory
	084077-03-000	EA	Cover - Blank A/C - Ivory
	090964-01-000	EA	Cover - Exterior Receptacle
	092633-02-02A	EA	Cover - A/C - Plate - Off White - w/o A/C
	092633-01-02A	EA	Cover - A/C - Plate - Off White - w/A/C
	074897-01-000	EA	Cover - Electrical Box - A/C Dual Switch
	058781-01-000	EA	Diode - 6.0 Amp. - 100 Volt
	078490-01-000	EA	Extension - Electrical Box - Steel - 1 1/2"
	097734-01-02A	EA	Extension - Duplex Receptacle - Brown
	100341-01-000	EA	Holder - Fuse - In Line
	064399-01-000	EA	Housing Asm. - Trailer Pin
	097745-02-000	EA	Housing Asm. - Trailer Receptacle - 45°
	062037-01-000	EA	Housing - Automotive Fuse - Natural
	062037-02-000	EA	Housing - Automotive Fuse - Green
	062037-03-000	EA	Housing - Automotive Fuse - Black
	062037-05-000	EA	Housing - Automotive Fuse - Gray
	062037-06-000	EA	Housing - Automotive Fuse - Brown
	088074-01-000	EA	Housing - Socket - 1 Position
	088474-02-000	EA	Housing - Socket - 15 Position
	088474-03-000	EA	Housing - Socket - 9 Position
	088474-06-000	EA	Housing - Socket - 6 Position
	088474-08-000	EA	Housing - Socket - 4 Position
	088474-09-000	EA	Housing - Socket - 3 Position
	088474-10-000	EA	Housing - Socket - 2 Position

1990 WINNEBAGO TABLE OF CONTENTS

INTRODUCTION	A-01 - A-02
ABBREVIATIONS	A-03
ALPHABETICAL/GROUP REFERENCE	A-04 - A-06
WC/FM31RQ	A-07 - F-02
WC/FM34RA	F-03 - J-16

1990 WC/FM34RA INDEX

Floor Plan	F-03 - F-04
Accessories Group	F-05 - F-08
Bath Group	F-09 - F-11
Bedroom Group	F-12 - F-15
Chassis Group	F-16 - G-07
Curtain, Cushion & Pad Group	G-08 - G-17
Dinette Group	G-18 - G-20
Driver's Compartment Group	G-21 - H-01
Electrical Group	H-02 - H-06
Exterior Body Group	H-07 - H-15
Galley Group	H-16 - H-20
Heating & Air Conditioning Group	H-21 - H-22
Interior Finish Group	H-23 - H-24
Labels Group	I-01 - I-09
LP Group	I-10
Lounge Group	I-11 - I-14
Sealants & Fasteners Group	I-15 - I-16
Water & Sewage Group	I-17 - I-19
Window, Vent & Exterior Door Group	I-20 - J-16

ELECTRICAL GROUP (CONTINUED)

ELECTRICAL COMPONENTS (CONTINUED)

Key	Part Number	U/M	Description
	088473-01-000	EA	Housing - Pin - 1 Position
	088473-02-000	EA	Housing - Pin - 15 Position
	088473-03-000	EA	Housing - Pin - 9 Position
	088473-06-000	EA	Housing - Pin - 6 Position
	088473-08-000	EA	Housing - Pin - 4 Position
	088473-09-000	EA	Housing - Pin - 3 Position
	088473-10-000	EA	Housing - Pin - 2 Position
	063910-01-000	EA	Housing - Relay - 3 Position
	101571-01-000	EA	Housing - Male - 2 Position
	098351-01-01A	EA	Plate - Switch - 1 Gang
	098351-02-01A	EA	Plate - Switch - 2 Gang
	098351-03-01A	EA	Plate - Switch - 3 Gang
	098351-04-01A	EA	Plate - Switch - Generator (Bedroom)
	024924-02-000	EA	Receptacle - Power Cord
	058707-01-000	EA	Receptacle - Single - Brown - T & B
	058708-01-000	EA	Receptacle - Duplex - Brown - T & B
	058708-02-000	EA	Receptacle - Duplex - Ivory - T & B
	084076-02-000	EA	Receptacle - Duplex - Brown - GFI
	090961-01-000	EA	Receptacle - Duplex - Exterior
	C07940-01-000	EA	Receptacle - Slide - 16/12 AWG
	080015-02-000	EA	Receptacle - Flag - .185 - 16/14 Gauge
	086273-01-000	EA	Relay - Battery Disconnect
	063912-02-000	EA	Relay - Canister - SPDT w/Resistor
	077000-01-000	EA	Socket Asm. - w/8" Pigtail Leads
	088476-01-000	EA	Socket - Connector
	088476-02-000	EA	Socket - Connector - 12/10 Gauge
	090971-01-000	EA	Splice - Cable - 110 Volt
	024976-01-000	EA	Switch - Generator (Bedroom)
	041250-01-000	EA	Switch - Push Button (Driver Door Jamb)
	079363-01-000	EA	Switch - Single - w/Switch Plate
	079363-01-700	EA	Switch Only
	079364-01-000	EA	Switch - On/Off Rocker - Brown
	079364-02-000	EA	Switch - Lock/Lock Rocker - Brown
	100312-01-000	EA	Switch - Electric Step (Entrance Door Jamb)
	007942-01-000	EA	Tab - 18/14 AWG Wire
	007943-01-000	EA	Tab - 14/10 AWG Wire
	007949-01-000	EA	Tab - HSG - 1 Position
	008326-01-000	EA	Terminal - Ring - 16/14 - 3/8" Stud
	008328-01-000	EA	Terminal - Ring - 12/10 Wire
	008329-01-000	EA	Terminal - Ring - 8 - 5/16" Stud
	008331-01-000	EA	Terminal - Ring - 4 - 3/8" Stud
	008332-01-000	EA	Terminal - Ring - 6 - 1/4" - Stud
	008348-01-000	EA	Terminal - Ring - 2 - 3/8" Stud
	035416-04-000	EA	Terminal - Ring - #10 Stud Fit
	047443-01-000	EA	Terminal - .250 Receptacle 16-14
	047443-02-000	EA	Terminal - .250 Receptacle 12-10
	047443-03-000	EA	Terminal - .187 Receptacle 16-14
	062036-01-000	EA	Terminal - Pack - 12/10 AWG
	062036-02-000	EA	Terminal - Pack - 16/14 AWG
	009026-01-000	EA	Wire w/Ground - Romex - 12/2
	008027-01-000	EA	Wire w/Ground - Romex - 14/2
	008343-01-000	EA	Wire Tie - 6"

ELECTRICAL GROUP (CONTINUED)

MISCELLANEOUS ELECTRICAL COMPONENTS

Key	Part Number	U/M	Description
	008188-01-000	EA	Solenoid - Dual Battery - Relay
	083208-02-000	EA	Control Center - 45 Amp. - BW6345A
	036420-02-000	EA	Fan - 6" Defroster - 2 Speed (Option 38N)
	088294-01-000	EA	Lighter Asm. - Cigarette
	072852-01-000	EA	Smoke Detector

FUSES & CIRCUIT BREAKERS

Key	Part Number	U/M	Description
	008236-01-000	EA	Fuse - 15 Amp. (CSA)
	062901-02-000	EA	Fuse - Automotive - 5 Amp.
	062901-05-000	EA	Fuse - Automotive - 15 Amp.
	062901-07-000	EA	Fuse - Automotive - 25 Amp.
	083209-01-000	EA	Circuit Breaker - 15 Amp. - 120 Volt
	083209-02-000	EA	Circuit Breaker - 15/15 Amp. - 120 Volt (CSA)
	083209-03-000	EA	Circuit Breaker - 15/20 Amp. - 120 Volt (CSA)
	083209-06-000	EA	Circuit Breaker - 30/15 Amp. - 120 Volt
	083209-07-000	EA	Circuit Breaker - 20/20 Amp. - 120 Volt
	093654-01-000	EA	Circuit Breaker - 6 Amp. - 12 Volt
	093654-02-000	EA	Circuit Breaker - 15 Amp. - 12 Volt
	093655-01-000	EA	Circuit Breaker - 25 Amp. - 12 Volt
	093655-02-000	EA	Circuit Breaker - 30 Amp. - 12 Volt
	093655-03-000	EA	Circuit Breaker - 40 Amp. - 12 Volt
	097811-01-000	EA	Circuit Breaker - 7.5 Amp. - 12 Volt
	092786-01-000	EA	Bus Bar - 2 Circuit
	092786-02-000	EA	Bus Bar - 3 Circuit
	083209-05-000	EA	Circuit Breaker - 20 Amp. - 120 Volt - w/o Washer/Dryer
	083209-07-000	EA	Circuit Breaker - 20/20 Amp. - 120 Volt - w/Washer/Dryer

1990 WINNEBAGO TABLE OF CONTENTS

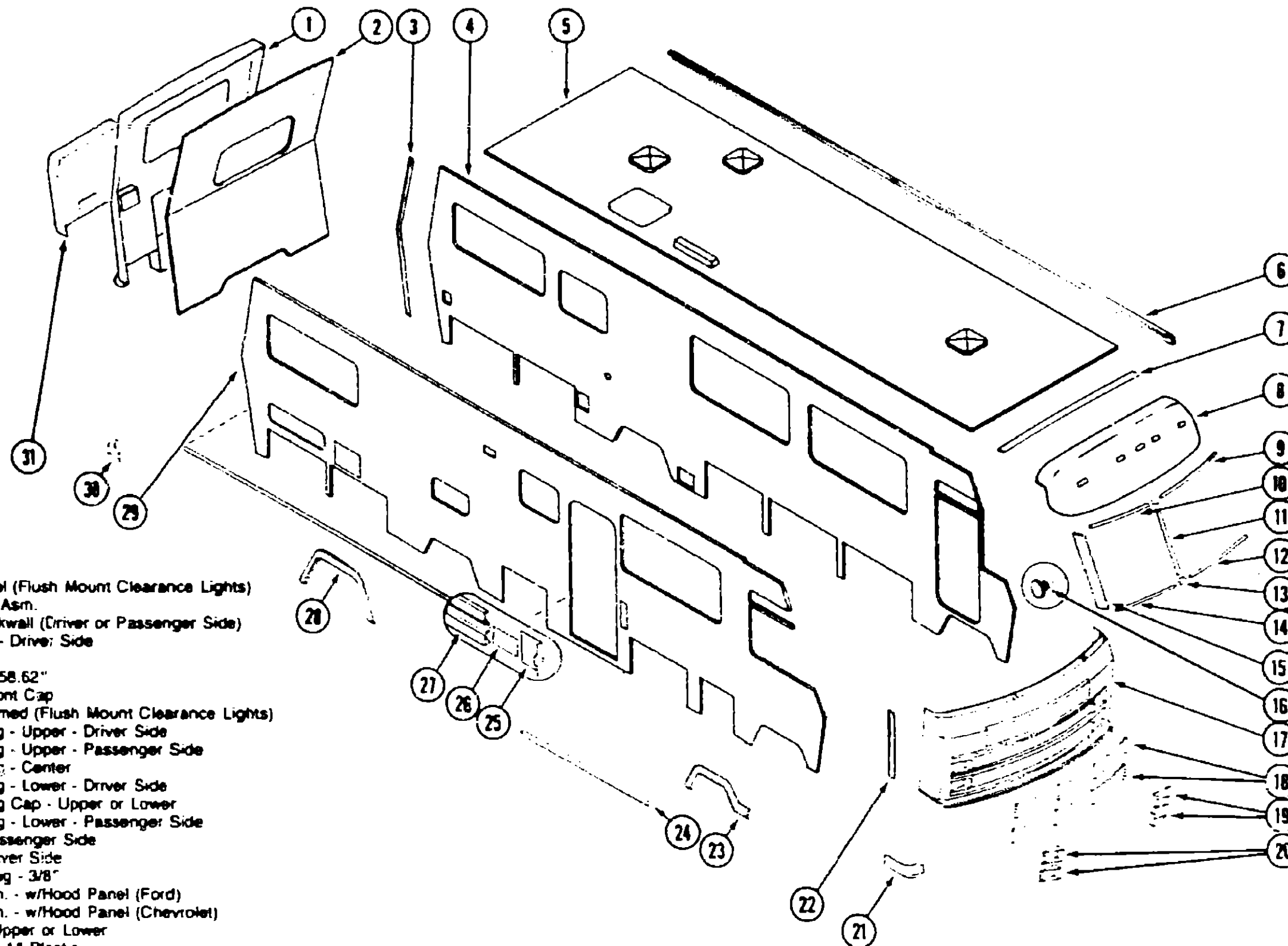
INTRODUCTION	A-01 - A-02
ABBREVIATIONS	A-03
ALPHABETICAL/GROUP REFERENCE	A-04 - A-06
WC/FM31RQ	A-07 - F-02
WC/FM34RA	F-03 - J-16

1990 WC/FM34RA INDEX

Floor Plan	F-03 - F-04
Accessories Group	F-05 - F-08
Bath Group	F-09 - F-11
Bedroom Group	F-12 - F-15
Chassis Group	F-16 - G-07
Curtain, Cushion & Pad Group	G-08 - G-17
Dinette Group	G-18 - G-20
Driver's Compartment Group	G-21 - H-01
Electrical Group	H-02 - H-06
Exterior Body Group	H-07 - H-15
Galley Group	H-16 - H-20
Heating & Air Conditioning Group	H-21 - H-22
Interior Finish Group	H-23 - H-24
Labels Group	I-01 - I-09
LP Group	I-10
Lounge Group	I-11 - I-14
Sealants & Fasteners Group	I-15 - I-16
Water & Sewage Group	I-17 - I-19
Window, Vent & Exterior Door Group	I-20 - J-16

EXTERIOR BODY GROUP

EXTERIOR BODY PANELS & TRIM



Key	Part Number	U/M	Description
**1	088402-03-000	EA	Rear Cap Panel (Flush Mount Clearance Lights)
2	097056-01-AB1	EA	Rear Backwall Asm.
3	073502-25-000	EA	Trim Rear Backwall (Driver or Passenger Side)
4	M97024-01-AB1	EA	Sidewall Asm. - Driver Side
5	097025-01-AB1	EA	Roof Asm.
6	078600-06-000	EA	Roof Cover - 158.62"
7	078580-01-000	EA	Roof Trim - Front Cap
**8	089923-03-000	EA	Roof Cap - Primed (Flush Mount Clearance Lights)
9	077944-02-000	EA	Reveal Molding - Upper - Driver Side
10	077944-01-000	EA	Reveal Molding - Upper - Passenger Side
11	076676-05-000	EA	Reveal Molding - Center
12	077945-02-000	EA	Reveal Molding - Lower - Driver Side
13	077952-02-000	EA	Reveal Molding Cap - Upper or Lower
14	077945-01-000	EA	Reveal Molding - Lower - Passenger Side
15	079225-03-000	EA	Trim Post - Passenger Side
	079225-04-000	EA	Trim Post - Driver Side
16	034141-02-000	EA	Nylon Hole Plug - 3/8"
17	M01115-22-AB1	EA	Front End Asm. - w/Hood Panel (Ford)
17	M01115-26-Y15	EA	Front End Asm. - w/Hood Panel (Chevrolet)
18	089821-01-X14	EA	Grille Asm. - Upper or Lower
	088252-02-000	FT	Chrome Trim - 1" Plastic
	088252-03-000	FT	Chrome Trim - 2" Plastic
19	090202-02-000	EA	Headlight Bezel - Driver Side
20	090202-01-000	EA	Headlight Bezel - Passenger Side
21	078577-07-000	EA	Bumper End Cap - Passenger Side
	078577-08-000	EA	Bumper End Cap - Driver Side
22	089922-01-000	EA	Trim - Front End Asm. - Driver or Passenger Side
23	078556-07-000	EA	Trim - Front Wheelwell - Passenger Side
	078556-08-000	EA	Trim - Front Wheelwell - Driver Side
	089909-01-000	EA	Trim - Front Wheelwell - U Channel - Driver or Passenger Side
24	091161-55-003	EA	Rocker Panel

** Order Flush Mount Clearance Lights Also If Needed (Electrical Group)

Key	Part Number	U/M	Description
25	009731-01-000	EA	End Cap Feature Strip
26	001030-12-001	EA	Insert Feature Strip - 17"
27	059576-08-000	EA	Feature Strip
28	075070-01-000	EA	Trim - Rear Wheelwell - Passenger Side
	075070-03-000	EA	Trim - Rear Wheelwell - Driver Side
	096658-01-Y15	EA	Trim - Rear Wheelwell - U Channel - Driver or Passenger Side
29	M97023-01-AB1	EA	Sidewall Asm. - Passenger Side
30	078578-01-000	EA	Bumper End Cap - Passenger Side
	078578-02-000	EA	Bumper End Cap - Driver Side
31	088425-01-X14	EA	Tire Cover Asm.
	058027-01-000	FT	Tire Cover Seal

H-7

1990 WINNEBAGO TABLE OF CONTENTS

INTRODUCTION	A-01 - A-02
ABBREVIATIONS	A-03
ALPHABETICAL/GROUP REFERENCE	A-04 - A-06
WC/FM31RQ	A-07 - F-02
WC/FM34RA	F-03 - J-16

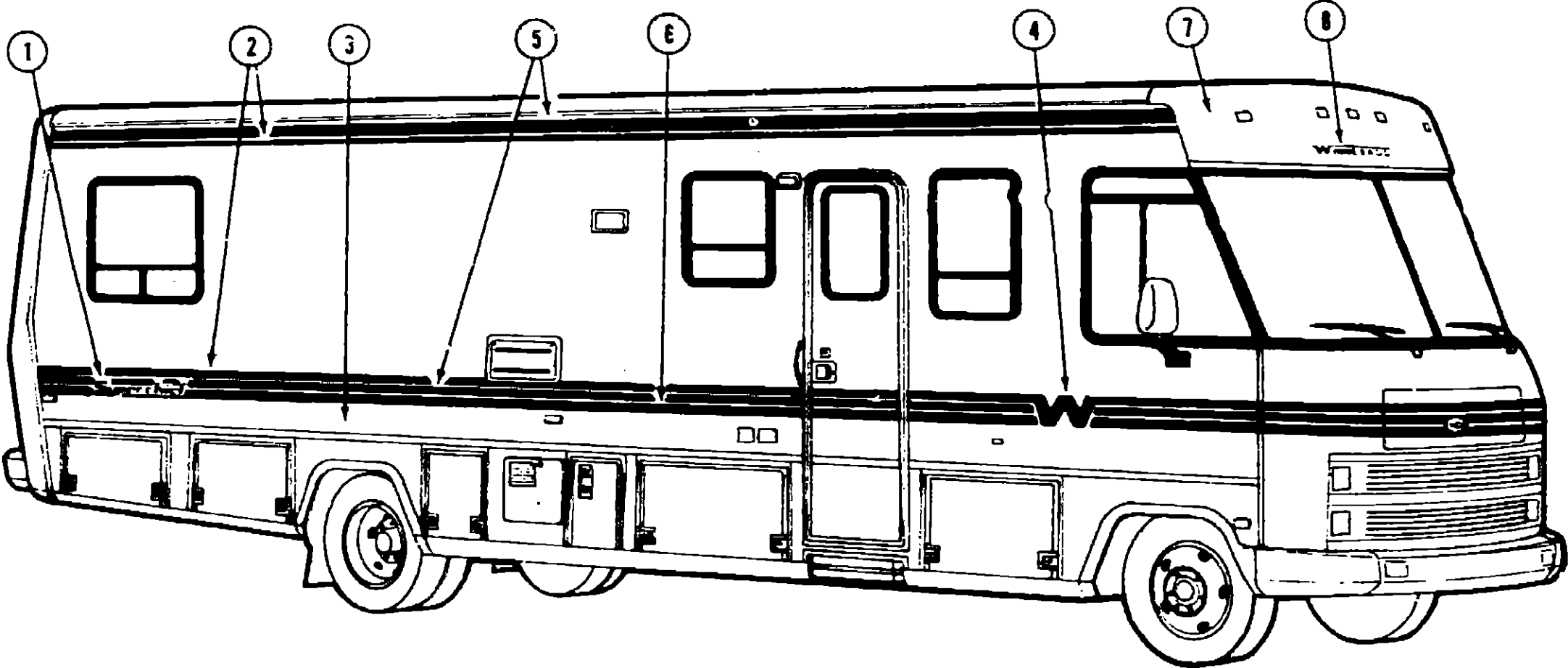
1990 WC/FM34RA INDEX

Floor Plan	F-03 - F-04
Accessories Group	F-05 - F-08
Bath Group	F-09 - F-11
Bedroom Group	F-12 - F-15
Chassis Group	F-16 - G-07
Curtain, Cushion & Pad Group	G-08 - G-17
Dinette Group	G-18 - G-20
Driver's Compartment Group	G-21 - H-01
Electrical Group	H-02 - H-06
Exterior Body Group	H-07 - H-15
Galley Group	H-16 - H-20
Heating & Air Conditioning Group	H-21 - H-22
Interior Finish Group	H-23 - H-24
Labels Group	I-01 - I-09
LP Group	I-10
Lounge Group	I-11 - I-14
Sealants & Fasteners Group	I-15 - I-16
Water & Sewage Group	I-17 - I-19
Window, Vent & Exterior Door Group	I-20 - J-16

H-8

EXTERIOR BODY GROUP (CONTINUED)
DECALS, FILM STRIPE & PAINT

1990 WINNEBAGO
TABLE OF CONTENTS



INTRODUCTION	A-01 - A-02
ABBREVIATIONS	A-03
ALPHABETICAL/GROUP REFERENCE	A-04 - A-06
WC/FM31RO	A-07 - F-02
WC/FM34RA	F-03 - J-16

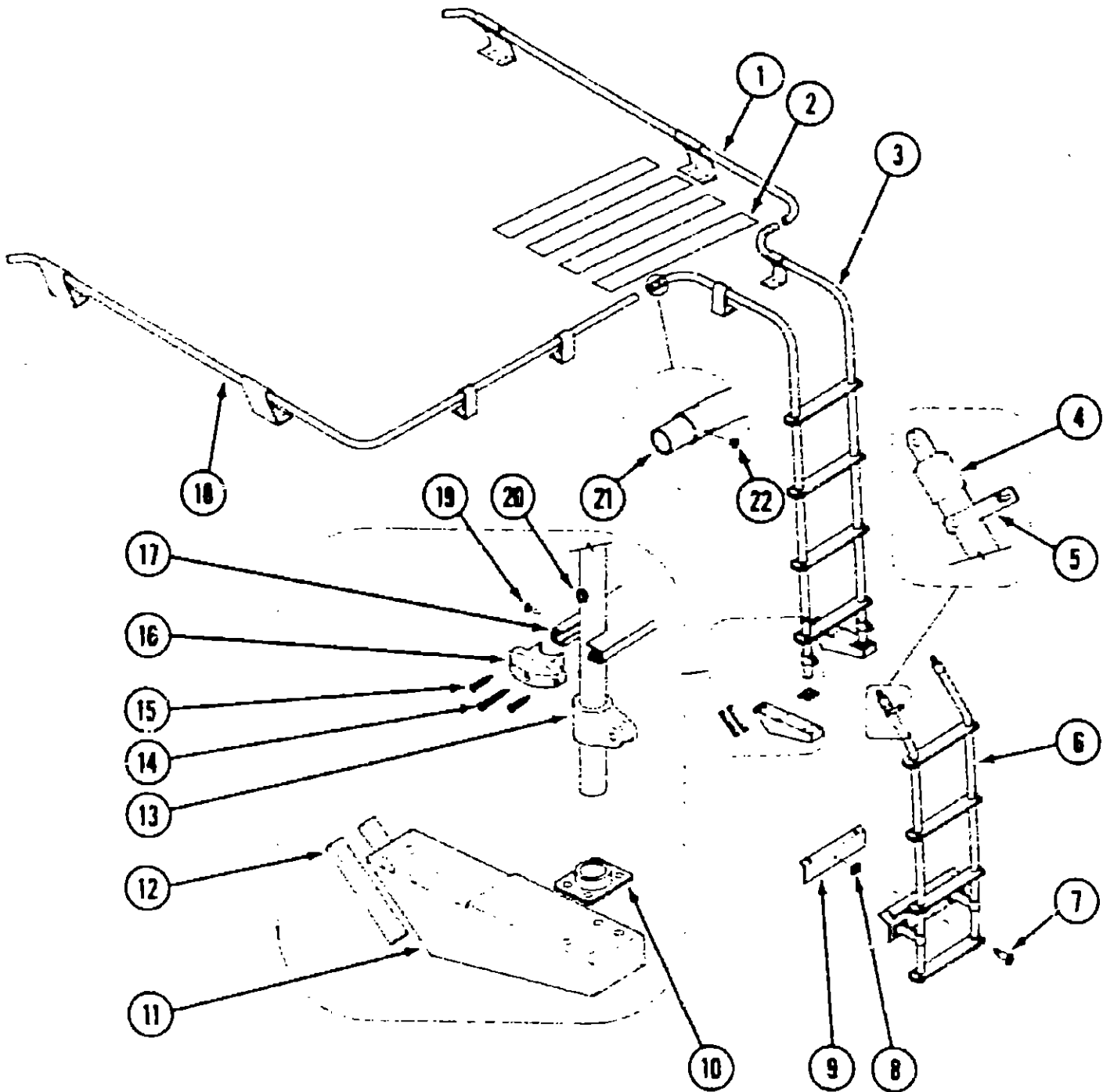
1990 WC/FM34RA INDEX

Key	Part Number	U/M	Description
1	089364-01-000	EA	Decal Logo - "Superchief"
2	078831-58-000	FT	Film Stripe - Blue (Dupont B8734) (AB1)
2	078831-78-000	FT	Film Stripe - Green (Dupont B8211) (AB2)
2	078831-79-000	FT	Film Stripe - Purple (AB3)
3			Paint - Brown Metallic - Acrylic Enamel (Dupont H9282A)
3			Paint - Brown Metallic - Acrylic Laquer (Dupont H9282L)
4	079351-29-000	FT	Decal - "W" - Blue (Dupont B8734) (AB1)
4	079351-40-000	FT	Decal - "W" - Green (Dupont B8211) (AB2)
4	079351-37-000	FT	Decal - "W" - Purple (AB3)
5	078831-73-000	FT	Decal Stripping - 2.25" - Peach (Dupont B3100) (AB1, AB2)
5	078831-74-000	FT	Decal Stripping - 2.25" - Green (Dupont B8211) (AB3)
6	078831-76-000	FT	Decal Stripping - 2.25" - Dark Brown (Dupont L8415) (AB1, AB2)
6	078831-64-000	FT	Decal Stripping - 2.25" - Dark Rose (Dupont N8746) (AB3)
7	044486-03-000	EA	Paint - Beige Acrylic Enamel - 16 oz. Aerosol (Dupont 7633A)
7	044486-03-700	EA	Paint - Beige Acrylic Enamel - .6 oz Touch-up (Dupont 7633A)
8	050313-22-000	EA	Decal Logo - "Winnebago" - Front & Back

Floor Plan	F-03 - F-04
Accessories Group	F-05 - F-08
Bath Group	F-09 - F-11
Bedroom Group	F-12 - F-15
Chassis Group	F-16 - G-07
Curtain, Cushion & Pad Group	G-08 - G-17
Dinette Group	G-18 - G-20
Driver's Compartment Group	G-21 - H-01
Electrical Group	H-02 - H-06
Exterior Body Group	H-07 - H-15
Galley Group	H-16 - H-20
Heating & Air Conditioning Group	H-21 - H-22
Interior Finish Group	H-23 - H-24
Labels Group	I-01 - I-09
LP Group	I-10
Lounge Group	I-11 - I-14
Sealants & Fasteners Group	I-15 - I-16
Water & Sewage Group	I-17 - I-19
Window, Vent & Exterior Door Group	I-20 - J-16

EXTERIOR BODY GROUP (CONTINUED)

RACK & LADDER COMPONENTS



Key	Part Number	U/M	Description
1	081026-01-T03	EA	Rack Asm. - Passenger Side
2	038327-01-000	EA	Tape - Anti-Slip - 2" x 60'
3	080999-02-T03	EA	Ladder Asm. - Upper
4	081115-01-000	EA	Top Cap - 1"
5	080873-01-000	EA	Latch - Lower Ladder
6	080997-04-X14	EA	Ladder Asm. - Lower
7	081056-01-000	EA	Pin - Quick Release
8	081055-01-000	EA	Springgrip - Internal Tooth Washer
9	081107-01-000	EA	Bracket - Bumper Pin
10	067165-01-000	EA	Mounting Bracket
11	080868-01-000	EA	Footing Bracket
12	081627-02-000	EA	Sponge Seal - 3/16" x 2" x 3.25"
13	081116-01-000	EA	Slide Bracket
14	000G68-10-36U	EA	Screw
15	000G39-06-10U	EA	Screw
16	076980-02-000	EA	Step Cap - Black
17	067130-01-000	EA	Bright Dipped Step (Non Serviceable)
18	081026-02-T03	EA	Rack Asm. - Driver Side
19	000G39-08-16U	EA	Screw
20	081113-01-000	EA	Bushing - Plastic Flange - White
21	083891-51-002	EA	Splice
22	000G39-08-089	EA	Screw
	081114-01-000	EA	Cap Insert - Round - 1" Dia.

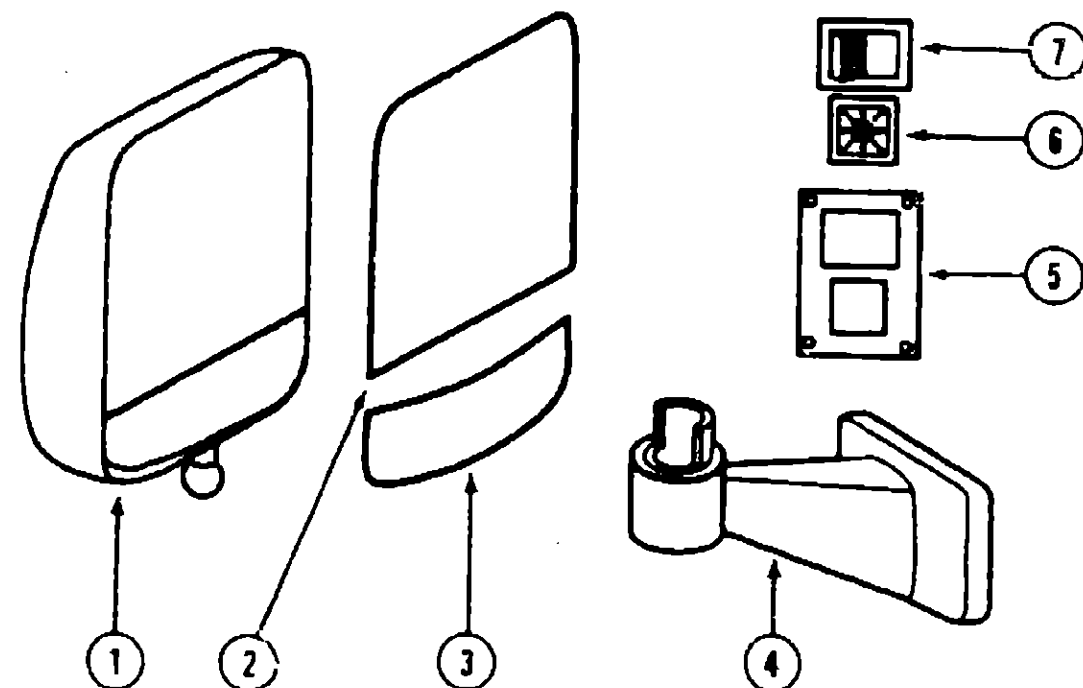
1990 WINNEBAGO
TABLE OF CONTENTS

INTRODUCTION	A-01 - A-02
ABBREVIATIONS	A-03
ALPHABETICAL/GROUP REFERENCE	A-04 - A-06
WC/FM31RQ	A-07 - F-02
WC/FM34RA	F-03 - J-16

1990 WC/FM34RA INDEX

Floor Plan	F-03 - F-04
Accessories Group	F-05 - F-08
Bath Group	F-09 - F-11
Bedroom Group	F-12 - F-15
Chassis Group	F-16 - G-07
Curtain, Cushion & Pad Group	G-08 - G-17
Dinette Group	G-18 - G-20
Driver's Compartment Group	G-21 - H-01
Electrical Group	H-02 - H-06
Exterior Body Group	H-07 - H-15
Galley Group	H-16 - H-20
Heating & Air Conditioning Group	H-21 - H-22
Interior Finish Group	H-23 - H-24
Labels Group	I-01 - I-09
LP Group	I-10
Lounge Group	I-11 - I-14
Sealants & Fasteners Group	I-15 - I-16
Water & Sewage Group	I-17 - I-19
Window, Vent & Exterior Door Group	I-20 - J-16

EXTERIOR BODY GROUP (CONTINUED)



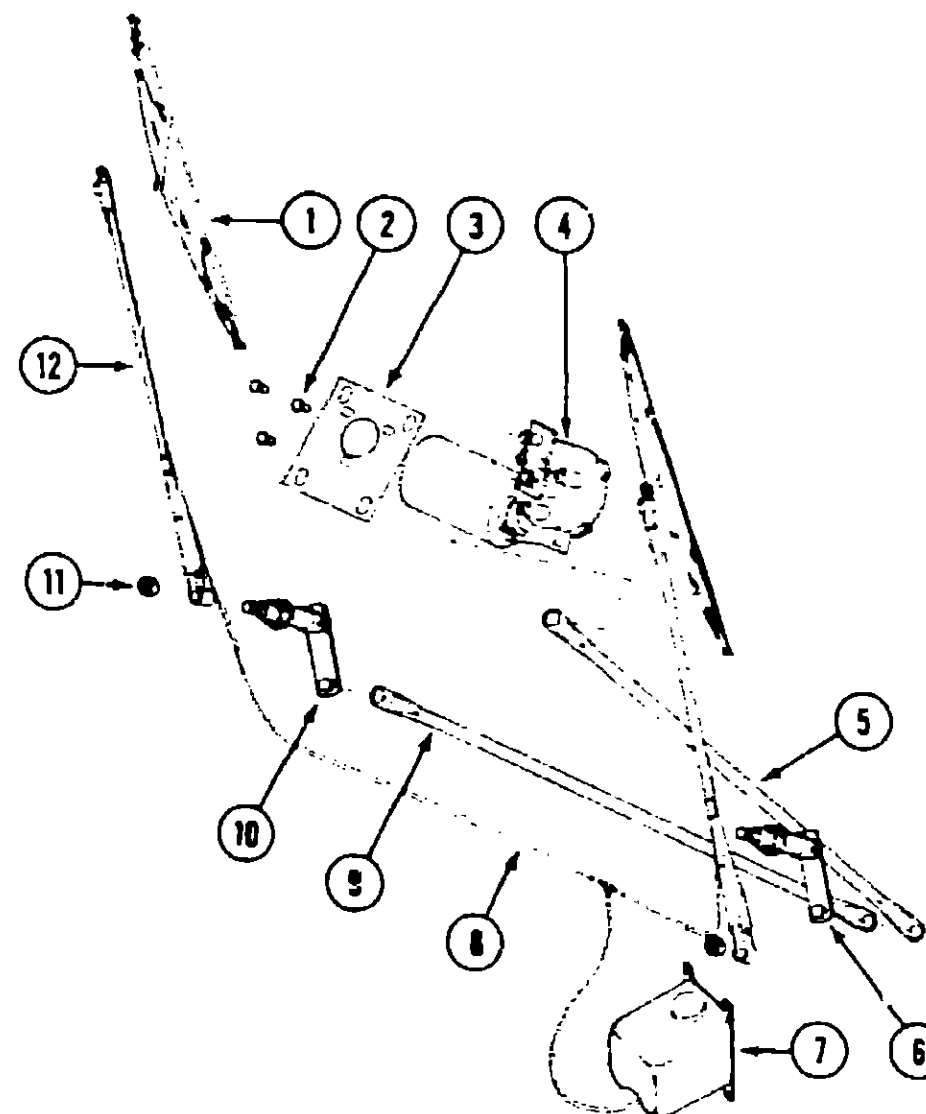
MIRRORS - NON-POWERED

Key	Part Number	U/M	Description
1	086260-01-000	EA	Mirror Asm. - Passenger Side (Includes Glass)
1	086260-02-000	EA	Mirror Asm. - Driver Side (Includes Glass)
2	086260-01-701	EA	Flat Glass - Passenger Side
2	086260-02-701	EA	Flat Glass - Driver Side
3	086260-01-703	EA	Convex Glass - Passenger Side
3	086260-02-703	EA	Convex Glass - Driver Side
4	086260-03-000	EA	Arm Asm. - Passenger & Driver Side

POWER MIRRORS - ELECTRICALLY HEATED & CONTROLLED (OPTION #1Y)

Key	Part Number	U/M	Description
1	086259-04-000	EA	Mirror Asm. - Passenger Side w/Remote & Heater (Includes Glass)
1	086259-05-000	EA	Mirror Asm. - Driver Side w/Remote & Heater (Includes Glass)
2	086259-04-701	EA	Flat Glass - Passenger Side - Heated
2	086259-05-701	EA	Flat Glass - Driver Side - Heated
3	086259-04-700	EA	Convex Glass - Passenger Side - Heated
3	086259-05-700	EA	Convex Glass - Driver Side - Heated
4	086260-03-000	EA	Arm Asm. - Passenger & Driver Side
5	099982-01-01A	EA	Switch Plate - Right
6	088246-01-000	EA	Switch Pl. - Mirror - Remote
7	087695-01-000	EA	Switch - Mirror Heater
	099836-01-000	EA	Wire Asm. - Mirror - Cab - 1990 Chevrolet Chassis
	099836-03-000	EA	Wire Asm. - Mirror - Cab - 1991 Chevrolet Chassis
	099836-02-000	EA	Wire Asm. - Mirror - Cab - Ford Chassis
	099837-01-000	EA	Wire Asm. - Mirror - Door
	063912-02-000	EA	Relr. - Canister - SPDT - w/Resist

EXTERIOR BODY GROUP (CONTINUED)



WINDSHIELD WIPER & DRIVE ASSEMBLY

Key	Part Number	U/M	Description
1	095964-01-000	EA	Blade - Wiper - 24"
2	000C26-04-10B	EA	Hex Bolt - Serrated Flange - 1/4" - 20 x 5/8" Zinc
3	063971-01-000	EA	Support Bracket - Motor Asm.
4	096280-01-000	EA	Motor Asm.
5	067192-01-000	EA	Connecting Link Asm.
6	096504-01-000	EA	Pivot Shaft Asm.
7	056000-02-000	EA	Washer Asm. - w/o Nozzles
8	096931-01-700	FT	Hose - Washer
9	067192-02-000	EA	Connecting Link Asm.
10	066505-02-000	EA	Pivot Shaft Asm.
11	077049-01-000	EA	Acorn Nut
12	096931-01-000	EA	Wiper Arm - 20"
	096931-01-701	EA	Nozzle Hardware Kit - Washer
	102362-01-702	EA	Wiper Control Module

1990 WINNEBAGO TABLE OF CONTENTS

INTRODUCTION	A-01 - A-02
ABBREVIATIONS	A-03
ALPHABETICAL/GROUP REFERENCE	A-04 - A-06
WC/FM31RQ	A-07 - F-02
WC/FM34RA	F-03 - J-16

1990 WC/FM34RA INDEX

Floor Plan	F-03 - F-04
Accessories Group	F-05 - F-08
Bath Group	F-09 - F-11
Bedroom Group	F-12 - F-15
Chassis Group	F-16 - G-07
Curtain, Cushion & Pad Group	G-08 - G-17
Dinette Group	G-18 - G-20
Driver's Compartment Group	G-21 - H-01
Electrical Group	H-02 - H-06
Exterior Body Group	H-07 - H-15
Galley Group	H-16 - H-20
Heating & Air Conditioning Group	H-21 - H-22
Interior Finish Group	H-23 - H-24
Labels Group	I-01 - I-09
LP Group	I-10
Lounge Group	I-11 - I-14
Sealants & Fasteners Group	I-15 - I-16
Water & Sewage Group	I-17 - I-19
Window, Vent & Exterior Door Group	I-20 - J-16

EXTERIOR BODY GROUP (CONTINUED)

SHEET FIBERGLASS PANEL, ALUMINUM & STYROFOAM

Key	Part Number	U/M	Description
	000668-01-000	SF	Styrofoam - .75" x 24" x 96"
	000670-03-000	SF	Styrofoam - 1.34" x 48" x 96"
	000670-05-000	SF	Styrofoam - .50" x 24" x 96"
	083574-01-000	SF	Styrofoam - 1.50" x 24" x 85.25"
	061395-14-000	EA	Panel - Fiberglass - Mende Board - Beige - 78.75" x 32.25"
	081395-23-000	EA	Panel - Fiberglass - Mende Board - Beige - 23.62" x 120"
	081395-07-000	EA	Panel - Fiberglass - Mende Board - Beige - 48" x 96"
	044487-01-001	EA	Aluminum - Mill Finish - Roof - 96" x 360"

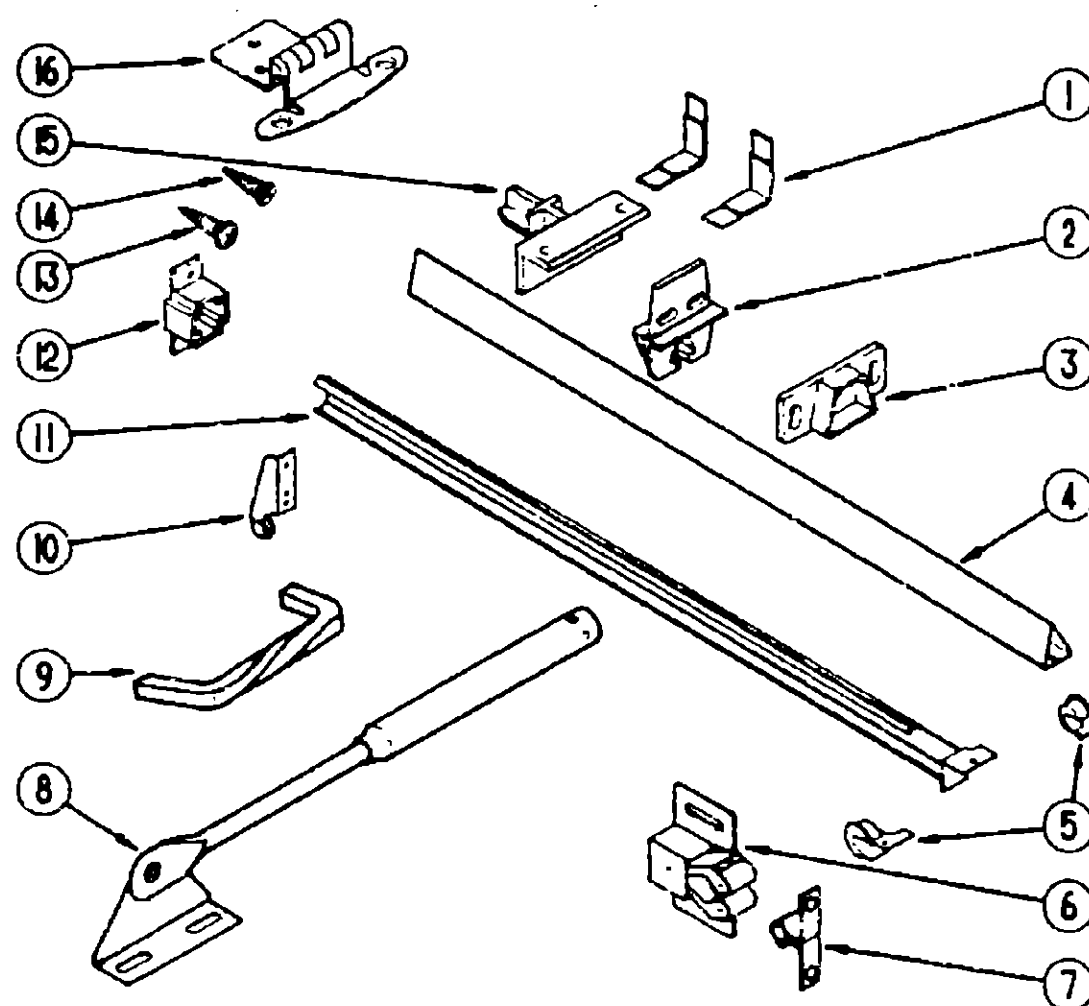
MISCELLANEOUS EXTERNALLY MOUNTED PARTS

Key	Part Number	U/M	Description
	009126-01-000	EA	Assist Handle - Chrome
	009126-02-000	EA	Assist Handle - Black
	087659-02-000	EA	Fill - City Water - Beige - Brass Fittings
	086260-01-000	EA	Mirror Asm. - Rear View - Exterior - w/Convex - Passenger
	086260-02-000	EA	Mirror Asm. - Rear View - Exterior - w/Convex - Driver
	086260-03-000	EA	Accessory Kit - Rear View Mirror - Exterior
	090961-01-000	EA	Receptacle - Outside - Electric - Beige
	083615-01-000	EA	Door Stop - Plastic - Beige

FRONT HOOD PANEL & HARDWARE

Key	Part Number	U/M	Description
	089768-01-X14	EA	Panel Asm. - Hood
	073336-01-000	EA	Bracket - Striker Latch
	073611-01-000	EA	Striker Pin Asm.
	073610-01-000	EA	Spring - Striker Pin
	R77006-68-172	EA	Shim Plate
	058753-01-000	EA	Bracket - Hinge Pivot - Left or Right Side
	073339-02-000	EA	Hood Arm - Left or Right Side
	R77006-68-721	EA	Hood Release Cable
	R77006-19-765	EA	Hood Release Sleeve
	R77006-38-499	EA	Spring
	072917-03-000	EA	Prop Rod

GALLEY GROUP



CABINET HARDWARE (DOORS, DRAWERS & CABINETS)

Key	Part Number	U/M	Description
1	037688-02-000	EA	L-Corner Glide (Drawers)
2	037688-03-000	EA	Center Glide (Drawers)
3	037688-05-000	EA	Rail Mounting Bracket - Rear (Drawers)
4	037688-01-000	EA	V-Rail (Drawers)
5	102837-03-000	EA	Nylon Rollers (Set of 2) (Drawers)
6	093586-03-000	EA	Roller Catch
7	093586-04-000	EA	Steel Strike
8	074493-02-000	EA	Door Support
9	096645-01-000	EA	Pull Handle
10	102627-02-000	EA	Rear Roller Bracket (Drawers)
11	102827-05-000	EA	Track (Drawers)
12	102827-04-000	EA	Rear Mounting Bracket (Drawers)
13	000G68-06-10G	EA	Screw - #6 - 18 x .625" POH - Antique Brass - Hinge to Cabinet
14	000G13-06-10G	EA	Screw - #6 - 20 x .625" PFH - Antique Brass - Hinge to Door
15	037688-04-000	EA	Rail Mounting Bracket - Front (Drawers)
16	059777-02-000	EA	Hinge - Burnished Brass
	084466-02-000	EA	Slide Asm. - Right (Drawers)
	084466-03-000	EA	Slide Asm. - Left (Drawers)
	084466-04-000	EA	Slide Asm. - Right (Cabinet)
	084466-05-000	EA	Slide Asm. - Left (Cabinet)
	016604-03-000	EA	Angle Support Bracket - 2.5"
	077409-02-000	EA	Slide - Plastic - 20.75"

1990 WINNEBAGO TABLE OF CONTENTS

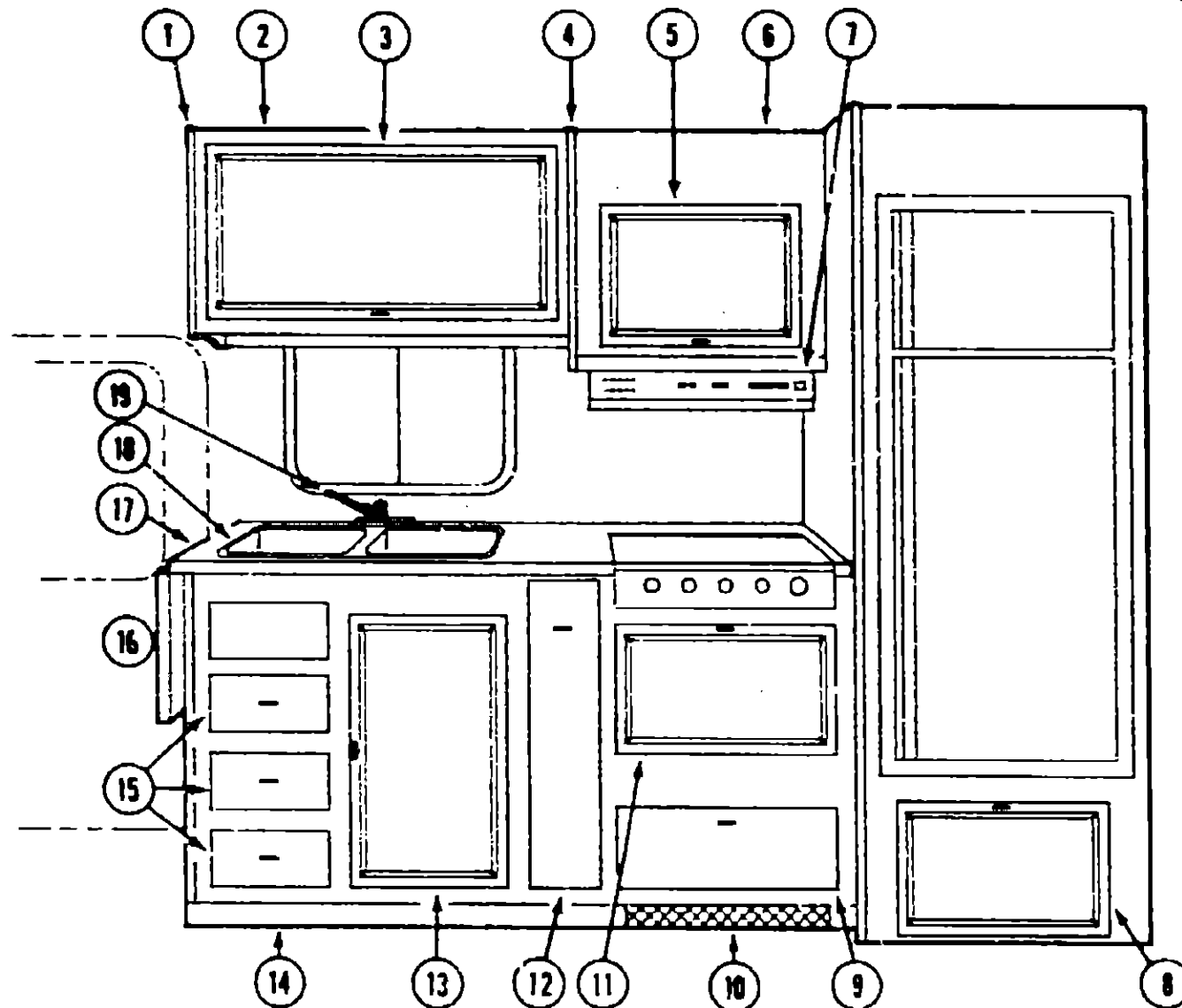
INTRODUCTION	A-01 - A-02
ABBREVIATIONS	A-03
ALPHABETICAL/GROUP REFERENCE	A-04 - A-06
WC/FM31RQ	A-07 - F-02
WC/FM34RA	F-03 - J-16

1990 WC/FM34RA INDEX

Floor Plan	F-03 - F-04
Accessories Group	F-05 - F-08
Bath Group	F-09 - F-11
Bedroom Group	F-12 - F-15
Chassis Group	F-16 - G-07
Curtain, Cushion & Pad Group	G-08 - G-17
Dinette Group	G-18 - G-20
Driver's Compartment Group	G-21 - H-01
Electrical Group	H-02 - H-06
Exterior Body Group	H-07 - H-15
Galley Group	H-16 - H-20
Heating & Air Conditioning Group	H-21 - H-22
Interior Finish Group	H-23 - H-24
Labels Group	I-01 - I-09
LP Group	I-10
Lounge Group	I-11 - I-14
Sealants & Fasteners Group	I-15 - I-16
Water & Sewage Group	I-17 - I-19
Window, Vent & Exterior Door Group	I-20 - J-16

GALLEY GROUP (CONTINUED)

CABINETRY



Key	Part Number	U/M	Description
1	099077-01-AB1	EA	End Cap Asm. - Galley Overhead Cabinet
2	M98908-01-AB1	EA	Cabinet Asm. - Galley Overhead - w/o Doors
3	M88304-17-AB6	EA	Door Asm. - Galley Overhead - w/o Hardware
4	081320-14-AB1	EA	End Cap Asm. - Microwave Cabinet
5	M88304-F4-AB6	EA	Door Asm. - Microwave Cabinet - w/o Hardware
6	M04092-06-AB1	EA	Cabinet Asm. - Microwave - w/o Door
	098916-01-01A	EA	Cabinet Brace - RH - Microwave Cabinet
	098916-02-01A	EA	Cabinet Brace - LH - Microwave Cabinet
7	098983-09-01A	EA	Range Hood w/Monitor Panel (USA)
7	098983-10-01A	EA	Range Hood w/Monitor Panel (CSA)
8	M88304-21-AB6	EA	Door Asm. - Refrigerator Cabinet - w/o Hardware
9	M78921-28-AB1	EA	Drawer Asm. - Galley Cabinet - w/o Hardware
10	072389-38-000	EA	Mesh Insert - Bronze
11	M82184-10-AB6	EA	Drawer Asm. - Galley Cabinet - Pots & Pans - w/o Hardware
12	098470-01-AB1	EA	Door Asm. - Pantry - w/o Hardware
	064467-01-000	EA	Wall Mount Guide - Pantry Door
	062128-01-000	EA	Slide Asm. - Pantry - w/L Bracket
	075451-01-000	EA	Storage Rack - Canned Goods
	075451-02-000	EA	Clip - Storage Rack
13	M88304-98-AB6	EA	Door Asm. - w/o Hardware
14	M04072-02-AB1	EA	Cabinet Asm. - Galley - w/Oven - w/o Doors or Drawers
14	M04072-01-AB1	EA	Cabinet Asm. - Galley - w/Range Top - w/o Doors or Drawers (Option 136)
15	M78921-29-AB1	EA	Drawer Asm. - Galley Cabinet - w/o Hardware
16	080812-04-AB1	EA	Galley Extension
17	098471-12-AB1	EA	Countertop Asm.
	009059-01-000	EA	Hinge - 2" - Brass
	009049-01-000	EA	Support - Galley Extension
18	093526-01-000	EA	Sink - Double Bowl - Stainless Steel - 25" x 19"
19	064952-01-000	EA	Galley Faucet - Single Control
	098979-01-000	EA	Clip - Adjustable Shelf (Microwave & Galley Overhead Cabinets)
	098980-02-000	EA	Pilaster - Adjustable Shelf (Microwave & Galley Overhead Cabinets)

1990 WINNEBAGO TABLE OF CONTENTS

INTRODUCTION	A-01 - A-02
ABBREVIATIONS	A-03
ALPHABETICAL/GROUP REFERENCE	A-04 - A-06
WC/FM31RQ	A-07 - F-02
WC/FM34RA	F-03 - J-16

1990 WC/FM34RA INDEX

Floor Plan	F-03 - F-04
Accessories Group	F-05 - F-08
Bath Group	F-09 - F-11
Bedroom Group	F-12 - F-15
Chassis Group	F-16 - G-07
Curtain, Cushion & Pad Group	G-08 - G-17
Dinette Group	G-18 - G-20
Driver's Compartment Group	G-21 - H-01
Electrical Group	H-02 - H-06
Exterior Body Group	H-07 - H-15
Galley Group	H-16 - H-20
Heating & Air Conditioning Group	H-21 - H-22
Interior Finish Group	H-23 - H-24
Labels Group	I-01 - I-09
LP Group	I-10
Lounge Group	I-11 - I-14
Sealants & Fasteners Group	I-15 - I-16
Water & Sewage Group	I-17 - I-19
Window, Vent & Exterior Door Group	I-20 - J-16

GALLEY GROUP (CONTINUED)

APPLIANCES

Key	Part Number	U/M	Description
	053507-02-000	EA	Range w/Large Oven - 4 Burner - Black Trim
	098507-02-700	EA	Pilot Filter
	098507-02-701	EA	Burner Insert - Slotted Vent
	098507-02-702	EA	Vent Deflector
	098507-02-703	EA	Outer Glass
	098507-02-704	EA	Over Door Panel - Black
	098507-02-705	EA	Left Trim - Black
	098507-02-706	EA	Right Trim - Black
	098507-02-707	EA	Main Top
	085280-03-000	EA	Cover - Bi-Fold - Almond
	102020-01-01A	EA	Range w/Large Oven - 4 Burner - Almond Trim
	102020-01-700	EA	Oven Shelf
	102020-01-701	EA	Door Handle
	102020-01-702	EA	Manifold Panel
	102020-01-703	EA	Door Panel - Almond
	102020-01-705	EA	Left Trim
	102020-01-706	EA	Right Trim
	102020-01-708	EA	Burner Assembly - Oven
	102020-01-709	EA	Grate Bumper
	102020-01-710	EA	Pilot Filter
	102020-01-711	EA	Top Grate
	102020-01-712	EA	Knob - Burner Valve
	102020-01-713	EA	Knob - Thermostat
	102020-01-714	EA	Oven Pilot
	102020-01-715	EA	Manifold Pipe
	102020-01-716	EA	Pressure Regulator
	102020-01-717	EA	Thermostat
	102020-01-718	EA	Main Top - Almond
	102020-01-720	EA	Mercury Control Valve
	102020-01-721	EA	Shutoff Valve
	102020-01-722	EA	Top Burner Valve
	102020-01-723	EA	Burner Pilot
	102020-01-724	EA	Main Top Burner
	102021-02-01A	EA	Cover - Bi-Fold - Almond
	055516-07-000	EA	Tiedown Bracket - Range w/Large Oven - Left
	055516-08-000	EA	Tiedown Bracket - Range w/Large Oven - Right
	102019-01-01A	EA	Range Top - 4 Burner - Almond w/Almond Trim
	102019-01-700	EA	Right Trim
	102019-01-701	EA	Left Trim
	102019-01-702	EA	Rear Trim
	102021-02-01A	EA	Cover - Bi-Fold - Almond
	081587-05-000	EA	Tiedown Bracket - Range Top - Left
	081587-06-000	EA	Tiedown Bracket - Range Top - Right
	091269-03-000	EA	Microwave/Browning Oven - Magic Chef M16-10PB (Option 136)
	091269-03-700	EA	Outer Door Panel
	091269-03-701	EA	Ceramic Plate - 9 1/2" Round
	091269-03-702	EA	Oven Shelf Clip - White
	091269-03-703	EA	Oven Shelf Clip - Black
	091269-03-704	EA	Window

GALLEY GROUP (CONTINUED)

APPLIANCES (CONTINUED)

Key	Part Number	U/M	Description
	091269-05-000	EA	Microwave Oven - Magic Chef M15E-9PB (Option 13C)
	094745-01-01A	EA	Trim - Bottom
	094774-03-01A	EA	Trim - Right or Left Side
	094750-01-000	EA	Tiedown Bracket
	094039-04-000	EA	Refrigerator - 2 Way - w/Large Double Door
	094039-09-000	EA	Refrigerator - 2 Way - w/Large Double Door & Ice Maker (Option 21C)
	094039-04-700	EA	PC Board
	094039-04-701	EA	Eyebrow Shelf
	094039-04-702	EA	Power Supply
	094039-01-702	EA	Upper Gasket - Gray
	094039-01-703	EA	Hinge Plate - Left Hand - Brown
	094039-01-705	EA	Upper Door Liner - White/Brown
	094039-01-707	EA	Upper Door Handle Asm. - Brown
	094039-01-709	EA	Hinge Plate - Right Hand (Top) - Left Hand (Bottom)
	094039-01-711	EA	Juice Rack - Gray w/Silver Trim
	094039-01-712	EA	Bin Door - Gray w/Silver Trim
	094039-01-713	EA	Lower Door Gasket - Gray
	094039-01-714	EA	Lower Door Liner - White/Brown
	094039-01-716	EA	Lower Door Handle Asm. - Brown
	094039-01-718	EA	Milk Bin - Gray w/Silver Trim
	094039-01-719	EA	Dairy Keeper - Gray w/Silver Trim
	094039-01-720	EA	Cabinet Asm. - Brown Frame/White Liner
	094039-01-726	EA	Evaporator Shelf
	094039-01-727	EA	Hinge Bracket - Center Hinge - Brown
	094039-01-729	EA	Hinge Pin Shaft - Center Hinge - Brown
	094039-01-731	EA	Crisper - Gray w/Silver Trim
	094039-01-733	EA	Wire Shelf - Middle
	094039-01-734	EA	Wire Shelf - Top - w/Riser
	094039-01-735	EA	Inside Drip Tray - White
	094039-01-738	EA	Manual Shut-Off
	094039-01-739	EA	Cutoff Shelf
	094039-01-741	EA	Shelf Tray - Gray Plastic
	094039-07-700	EA	Ice Maker Asm.
	094039-07-701	EA	Ice Cube Bin
	094039-07-702	EA	Tall Wire Shelf - Freezer
	094039-07-703	EA	Short Wire Shelf - Freezer
	094039-07-704	EA	Water Fill Valve
	054450-01-000	EA	Level - Refrigerator
	089983-02-000	EA	Baffle - Refrigerator - Back
	089983-03-000	EA	Baffle - Refrigerator - Back
	065225-01-000	EA	Tiedown Plate - Refrigerator
	067544-01-000	EA	Bracket Asm. - Tiedown - Refrigerator - Right
	067544-02-000	EA	Bracket Asm. - Tiedown - Refrigerator - Left
	039800-01-000	FT	Tubing - Polybutyl - 1/2" OD
	052954-01-000	EA	Nose Cone Adapter - 3/8" or 1/2"
	077054-01-000	EA	Valve - Plastic - 1/2" M x 1/2" M x 1/4" Comp
	091208-01-000	EA	Pipe Cap - 1/2" FPT - Brass Hex
	096983-09-01A	EA	Range Hood - w/Monitor Panel (USA)
	096983-10-01A	EA	Range Hood - w/Monitor Panel (CSA)
	093526-01-000	EA	Sink - Double Bowl - Stainless Steel - 25" x 19"
	064952-01-000	EA	Galley Faucet - Single Control
	092303-01-000	EA	Sink Strainer
	093553-01-AB6	EA	Sink Cover
	093153-01-000	EA	Cutting Board - Maple
	093605-01-01A	EA	Towel Rack - Wire - Almond
	072852-01-000	EA	Smoke Detector
	100081-01-01A	EA	Silverware Tray - Almond

1990 WINNEBAGO TABLE OF CONTENTS

INTRODUCTION	A-01 - A-02
ABBREVIATIONS	A-03
ALPHABETICAL/GROUP REFERENCE	A-04 - A-06
WC/FM31RQ	A-07 - F-02
WC/FM34RA	F-03 - J-16

1990 WC/FM34RA INDEX

Floor Plan	F-03 - F-04
Accessories Group	F-05 - F-08
Bath Group	F-09 - F-11
Bedroom Group	F-12 - F-15
Chassis Group	F-15 - G-07
Curtain, Cushion & Pad Group	G-08 - G-17
Dinette Group	G-18 - G-20
Driver's Compartment Group	G-21 - H-01
Electrical Group	H-02 - H-06
Exterior Body Group	H-07 - H-15
Galley Group	H-16 - H-20
Heating & Air Conditioning Group	H-21 - H-22
Interior Finish Group	H-23 - H-24
Labels Group	I-01 - I-09
LP Group	I-10
Lounge Group	I-11 - I-14
Sealants & Fasteners Group	I-15 - I-16
Water & Sewage Group	I-17 - I-19
Window, Vent & Exterior Door Group	I-20 - J-16

HEATING & AIR CONDITIONING GROUP

AUTOMOTIVE HEATER/AIR CONDITIONER

Key	Part Number	U/M	Description
	094831-01-000	EA	Heater/Evaporator Asm. Complete
	094831-01-700	EA	Fresh Air Door
	094831-01-701	EA	Fresh Air Door Rod
	094831-01-702	EA	Plastic Drain Pan
	094831-01-703	EA	Blower Motor
	094831-01-704	EA	Blower Wheel
	094831-01-705	EA	2" OD Vacuum Motor
	094831-01-706	EA	4-Speed Resistor
	094831-01-707	EA	Unit Wiring Harness
	094831-01-708	EA	Unit Vacuum Harness
	094831-01-709	EA	3/16" Rod Clamps
	094831-01-710	EA	3/16" Rod Retainer Ring
	094831-01-711	EA	#10 - 32 Keps Nut
	094831-01-712	EA	#10 - 32 Timmerman's "J" Nut
	094831-01-713	EA	Evaporator Coil
	094831-01-714	EA	Expansion Valve
	094831-01-715	EA	Thermostat
	094831-01-716	EA	Trinary Switch
	094831-01-717	EA	#6 Hose Asm.
	094831-01-718	EA	#10 Hose Asm.
	094831-01-719	EA	#4 - Self Sealing Coupler w/O Ring
	094831-01-720	EA	#10 Service Valve
	094831-01-721	EA	#10 O Ring
	094831-01-722	EA	#8 O Ring
	094831-01-723	EA	#6 O Ring
	094831-01-724	EA	#4 O Ring
	094831-01-725	EA	Blend Air Door
	094831-01-726	EA	Blend Air Door Rod
	094831-01-727	EA	Heat Coil
	094831-01-728	EA	Damper Door
	094831-01-729	EA	Damper Door Rod
	094831-01-730	EA	Vacuum Motor
	094831-01-731	EA	2" Hose Adapters
	094831-01-732	EA	Control Housing
	094831-01-733	EA	Control Wiring Harness
	094831-01-734	EA	Light Wiring Harness
	094831-01-735	EA	Control Vacuum Harness
	094831-01-736	EA	Vacuum Switch
	094831-01-737	EA	Blend Air Cable - 72"
	094831-01-738	EA	Cable Clip
	094831-01-739	EA	Unit Cable Clip
	094831-01-740	EA	Auto Relay
	094831-01-741	EA	Louver Asm./Control Panel Trim
	094831-01-742	EA	Condensor Wiring Harness (Chevrolet)
	094831-01-743	EA	Vacuum Canister
	094831-01-744	EA	Water Valve
	094831-01-745	EA	Kazoo Drain Tube
	094831-01-746	EA	Blend Cable Clamp
	094831-05-000	EA	Owner's Manual - Heater/Air Conditioner
	094831-06-000	EA	Service Manual - Heater/Air Conditioner
	094831-04-000	EA	Wiring Asm. - Cooling Fans (1990 Chevrolet)
	094831-07-000	EA	Wiring Asm. - Cooling Fan Adapter (1991 Chevrolet)
	101849-01-000	EA	Wiring Asm. - Cooling Fan Adapter (1990 Chevrolet)
	096814-01-000	EA	A/C Compressor Mounting & Door (Ford EFI)
	096814-02-000	EA	A/C Compressor Mounting & Door (Ford EFI II)
	072343-08-000	EA	Compressor w/Clutch (Ford)
	072343-06-000	EA	Compressor w/Clutch (Chevrolet)
	096815-01-000	EA	Condenser Asm. (Ford)
	096815-01-700	EA	Condenser Coil
	096815-01-701	EA	#8 Hose Asm.
	096815-01-702	EA	O Ring
	096815-01-703	EA	#8 Hose
	072342-03-701	EA	Receiver Dryer
	007108-01-000	EA	Hose - Heater - 5/8" ID
	007281-01-000	EA	Hose - Flexible - 2 1/2" ID

H-21

HEATING & AIR CONDITIONING GROUP (CONTINUED)

FURNACE

Key	Part Number	U/M	Description
	092300-03-000	EA	Furnace - 34,000 BTU - Suburban NT34B
	092300-03-700	EA	Orifice - Main Burner
	092300-03-701	EA	Motor Asm.
	092300-03-702	EA	Housing - Combination Air Asm.
	092300-04-000	EA	Gasket - Fiberglass
	092300-08-000	EA	Vent Kit
	092300-09-000	EA	Front Face - Front Discharge Furnace
	094600-01-02A	EA	Register Grille - Brown
	093365-01-000	EA	Thermostat

ROOF AIR CONDITIONING (OPTIONS 29D, 29F, 29H, 29J)

Key	Part Number	U/M	Description
	093763-01-01A	EA	Air Conditioner - Roof Mount - Beige TSR - Chevrolet (Option 29D, 29F)
	093763-01-702	EA	Overload
	093763-01-703	EA	Impeller - 7" Dia. x 2.8" Wide
	093763-01-704	EA	Fan Capacitor
	093763-01-705	EA	Heat Element
	093763-01-708	EA	Condensor Coil
	093763-01-709	EA	Compressor
	093763-01-710	EA	Single Parts Package
	093763-01-711	EA	Gasket Package
	093763-03-000	EA	Shroud - Beige/Charcoal
	093764-01-000	EA	Ceiling Asm.
	091225-02-000	EA	Air Conditioner - Roof Mount - Super Mach - Ford (Option 29H, 29J)
	091225-01-701	EA	Shroud - Beige
	091225-01-705	EA	Condensor Blower Wheel
	091225-01-706	EA	Compressor
	091225-01-708	EA	Evaporator Blower Wheel
	091225-01-709	EA	Start Relay
	091225-01-710	EA	Start Capacitor
	091225-01-713	EA	Knob
	091225-01-719	EA	Single Parts Package
	091227-01-000	EA	Ceiling Asm.
	092440-01-000	EA	Air Conditioner - Roof Mount - Export 220V 50HZ (Option 29D, 29F)
	092441-01-000	EA	Ceiling Asm.
	008288-02-000	EA	Plastic Connector - 3/8"
	090971-01-000	EA	Cable Splice
	102289-01-000	EA	Spring
	073937-03-000	EA	Switch - Air Conditioner Selector
	094983-01-000	EA	Label - Air Conditioner Selector Switch

AUXILIARY REAR HEATER W/MOTOR AID (OPTION 611)

Key	Part Number	U/M	Description
	084405-01-000	EA	Heater Asm. - Rear - Ducted
	084405-01-700	EA	Heater Core
	084405-01-701	EA	Fan
	084405-01-702	EA	Motor - 12 Volt Asm.
	069636-02-000	EA	Connector - 4" Duct
	003198-01-000	FT	Duct - Flexible - 4" ID x 25'
	023148-01-000	EA	Clamp - Screw Type - 4"
	056464-05-000	EA	Register - 4" Dia. - Plastic - w/o Damper
	094600-01-02A	EA	Register - Heat - Grill - Brown
	088753-01-000	FT	Tube - Aluminized Steel - 5/8" - 18 Ga.
	008042-01-000	FT	Vinyl Tubing - .65
	062401-04-000	EA	Clamp - Hose - Wormgear - 69 - 1.25
	008380-01-000	EA	Bushing - Rubber - 5/8" x 1 1/2"
	007108-01-000	FT	Hose - Heater - 5/8" - Hi-Temp
	010227-01-000	EA	Tee - Plastic - Barb - 5/8" or 3/4" Hose
	061673-01-000	EA	Clamp - Motor Aid
	087202-02-000	EA	Switch - w/o Knob - 4 Position
	090977-01-000	EA	Knob - Switch - Rotary
	084410-02-000	EA	Decal - Rear Auto Heater
	010329-01-000	EA	Brass Adapter - 1/2" F x 1/2" MPT
	052957-02-000	EA	Plastic Elbow - 1/2" F x 1/2" MPT

H-22

1990 WINNEBAGO TABLE OF CONTENTS

INTRODUCTION	A-01 - A-02
ABBREVIATIONS	A-03
ALPHABETICAL/GROUP REFERENCE	A-04 - A-06
WC/FM31RO	A-07 - F-02
WC/FM34RA	F-03 - J-16

1990 WC/FM34RA INDEX

Floor Plan	F-03 - F-04
Accessories Group	F-05 - F-08
Bath Group	F-09 - F-11
Bedroom Group	F-12 - F-15
Chassis Group	F-16 - G-07
Curtain, Cushion & Pad Group	G-08 - G-17
Dinette Group	G-18 - G-20
Driver's Compartment Group	G-21 - H-01
Electrical Group	H-02 - H-06
Exterior Body Group	H-07 - H-15
Galley Group	H-16 - H-20
Heating & Air Conditioning Group	H-21 - H-22
Interior Finish Group	H-23 - H-24
Label's Group	I-01 - I-09
LP Group	I-10
Lounge Group	I-11 - I-14
Sealants & Fasteners Group	I-15 - I-16
Water & Sewage Group	I-17 - I-19
Window, Vent & Exterior Door Group	I-20 - J-16

INTERIOR FINISH GROUP

MOLDINGS & TRIMS

Key	Part Number	U/M	Description
	069733-70-000	EA	Batt Strip - Regal Oak
	085264-03-000	FT	Batt Strip - Regal Oak - Tape Adhesive
	085264-29-000	FT	Batt Strip - Slate - Main Wall - Tape Adhesive (AB1)
	085264-33-000	FT	Batt Strip - Teal - Main Wall - Tape Adhesive (AB2)
	085264-15-000	FT	Batt Strip - Plum - Main Wall - Tape Adhesive (AB3)
	086229-04-000	EA	Batt Strip - Ceiling - 1" - Ivory
	088263-31-000	EA	Batt Strip - Slate - Galley & Dry Bath (AB1)
	088263-45-000	EA	Batt Strip - Teal - Galley & Dry Bath (AB2)
	088263-44-000	EA	Batt Strip - Lagos - Galley & Dry Bath (AB3)
	088263-19-000	EA	Batt Strip - Bone - Wet Bath
	086229-01-000	EA	Retainer - Ceiling Batt Strip - .75"
	009767-12-000	FT	Wetting - Antique White
	009767-10-000	FT	Wetting - Mahogany
	024700-22-000	EA	Cover - Sidewall Roll Bar - Beige - 15.25"
	024700-24-000	EA	Cover - Sidewall Roll Bar - Beige - 63.6"
	024700-26-000	EA	Cover - Sidewall Roll Bar - Beige - 40"
	009778-07-000	FT	U-Channel - Light Oak - 1"
	070504-01-000	FT	U-Channel - Light Brown - .55"
	070504-06-000	FT	U-Channel - Light Oak - .815"
	009089-17-000	EA	F Molding - Plastic Corner - Outside - 1" - Light Oak
	009812-17-000	EA	F Molding - Plastic Corner - Outside - .5" - Light Oak
	022992-08-000	FT	Molding - Reverse Cove - Champagne White
	042357-11-000	FT	Corner Molding - Radius Plastic - Light Oak
	076325-16-000	FT	Molding - Edge Band - Regal Oak
	076323-06-X14	FT	Cap Molding - Wall
	080176-02-000	FT	Corner Cap - Radius Plastic - Light Oak
	081521-02-007	FT	Molding - 64 Hole Space
	083520-01-000	FT	T Molding - .75" w/Lips - Brown
	092707-01-D1A	EA	Molding - Regal Oak - Table Leg
	085746-01-000	FT	J Trim - Carpet - Beige - PVC

PANELING & COUNTERTOP

Key	Part Number	U/M	Description
	074497-10-000	SF	Paneling - Regal Oak - Wall & Cabinets - 48" x 84"
	085272-46-000	SF	Paneling - Slate - Main Wall - 48" x 84" (AB1)
	083272-66-000	SF	Paneling - Teal - Main Wall - 48" x 84" (AB2)
	088272-43-000	SF	Paneling - Plum - Main Wall - 48" x 84" (AB3)
	055272-48-000	SF	Paneling - Angles & Sticks - Galley & Dry Bath - 48" x 84" (AB1)
	088272-66-000	SF	Paneling - Teal - Galley & Dry Bath - 48" x 84" (AB2)
	098272-64-000	SF	Paneling - Heather - Galley & Dry Bath - 48" x 84" (AB3)
	088273-19-000	SF	Paneling - Bone - Wet Bath - 48" x 84"
	074498-24-000	SF	Laminate - Plastic - Regal Oak
	074498-32-000	EA	Laminate - Plastic - Neutral Glace (AB1, AB2)
	074498-31-000	SF	Laminate - Plastic - Gray Glace (AB3)
	083297-01-000	SF	Plywood - Luana - Overlay Grade - 48" x 96"
	000885-34-000	SF	Particle Board - 3/8" One Sided - Regal Oak - 49" x 97"
	000885-35-000	SF	Particle Board - 3/4" One Sided - Regal Oak - 49" x 97"
	000885-36-000	SF	Particle Board - 3/4" Two Sided - Regal Oak - 49" x 97"

INTERIOR FINISH GROUP (CONTINUED)

FABRIC & FLOOR COVERING

Key	Part Number	U/M	Description
	096008-01-000	YD	Fabric - Upholstery - Main - Hyacinth (AB1)
	096008-02-000	YD	Fabric - Upholstery - Main - Powder (AB2)
	096008-17-000	YD	Fabric - Upholstery - Main - Blue Jade (AB3)
	088274-33-000	YD	Fabric - Upholstery - Plain Accent - Blue (AB1)
	088274-80-000	YD	Fabric - Upholstery - Plain Accent - Wren (AB2)
	096008-25-000	YD	Fabric - Upholstery - Plain Accent - Geranium (AB3)
	088273-42-000	YD	Fabric - Wraparound Curtain - Chatelane
	088273-45-000	YD	Fabric - Bedspread - Dusty Blue (AB1)
	088273-46-000	YD	Fabric - Bedspread - Nile (AB2)
	088273-99-000	YD	Fabric - Bedspread - Tea Rose (AB3)
	096060-06-000	SY	Carpet - Dark Sand (AB1)
	072360-89-000	SY	Carpet - Silver Cloud (AB2)
	072860-69-000	SY	Carpet - Aubergine (AB3)
	042720-08-000	SY	Vinyl Floor Covering
	093486-01-000	SY	Carpet - Outside Storage Compartments - Charcoal
	075233-03-000	SY	Padi - Carpet - 3/8"
	079680-09-000	YD	Vinyl - Off White
	079680-01-000	YD	Vinyl - Buckskin
	089351-03-000	YD	Vinyl - Headliner - Acoustical

MISCELLANEOUS

Key	Part Number	U/M	Description
	094499-01-000	EA	Fire Extinguisher - IA10BC (USA)
	094499-02-000	EA	Fire Extinguisher - IA10BC (CSA)
	094499-01-700	EA	Holder - Fire Extinguisher
	081075-02-000	EA	Floor Mat - Entrance Door
	081201-02-000	EA	Floor Mat - Front - Drivers Side
	081202-02-000	EA	Floor Mat - Front - Passenger Side
	072852-01-000	EA	Smoke Detector - w/9 Volt Battery

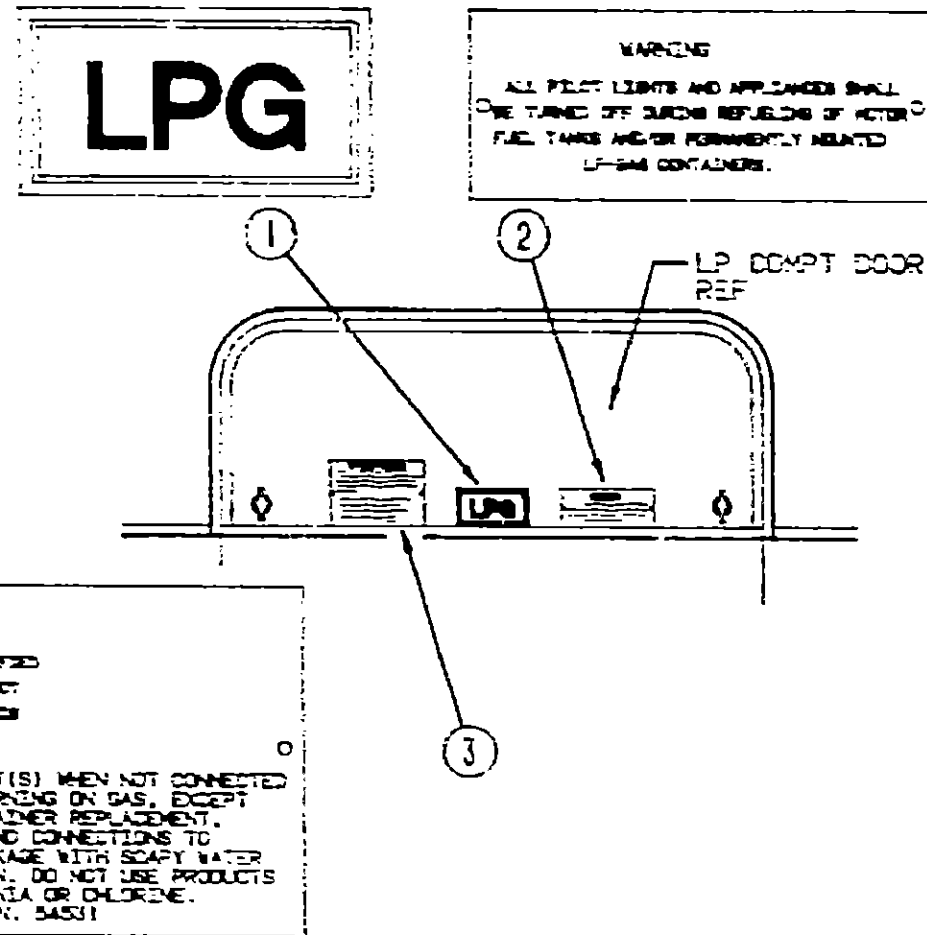
1990 WINNEBAGO TABLE OF CONTENTS

INTRODUCTION	A-01 - A-02
ABBREVIATIONS	A-03
ALPHABETICAL/GROUP REFERENCE	A-04 - A-06
WC/FM31PQ	A-07 - F-02
WC/FM34RA	F-03 - J-16

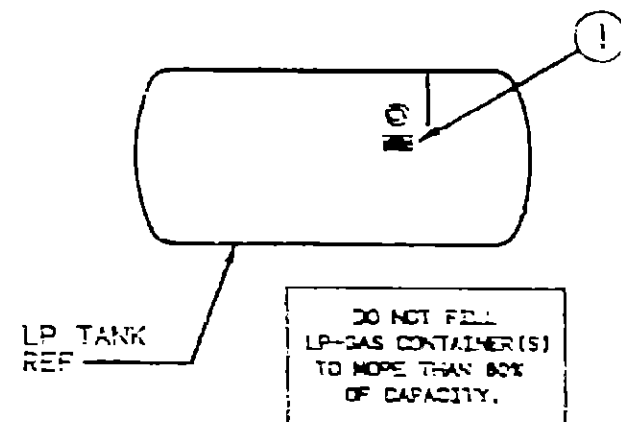
1990 WC/FM34RA INDEX

Floor Plan	F-03 - F-04
Accessories Group	F-05 - F-08
Bath Group	F-09 - F-11
Bedroom Group	F-12 - F-15
Chassis Group	F-16 - G-07
Curtain, Cushion & Pad Group	G-08 - G-17
Dinette Group	G-18 - G-20
Driver's Compartment Group	G-21 - H-01
Electrical Group	H-02 - H-06
Exterior Body Group	H-07 - H-15
Galley Group	H-16 - H-20
Heating & Air Conditioning Group	H-21 - H-22
Interior Finish Group	H-23 - H-24
Labels Group	I-01 - I-09
LP Group	I-10
Lounge Group	I-11 - I-14
Sealants & Fasteners Group	I-15 - I-16
Water & Sewage Group	I-17 - I-19
Window, Vent & Exterior Door Group	I-20 - J-16

LABELS GROUP

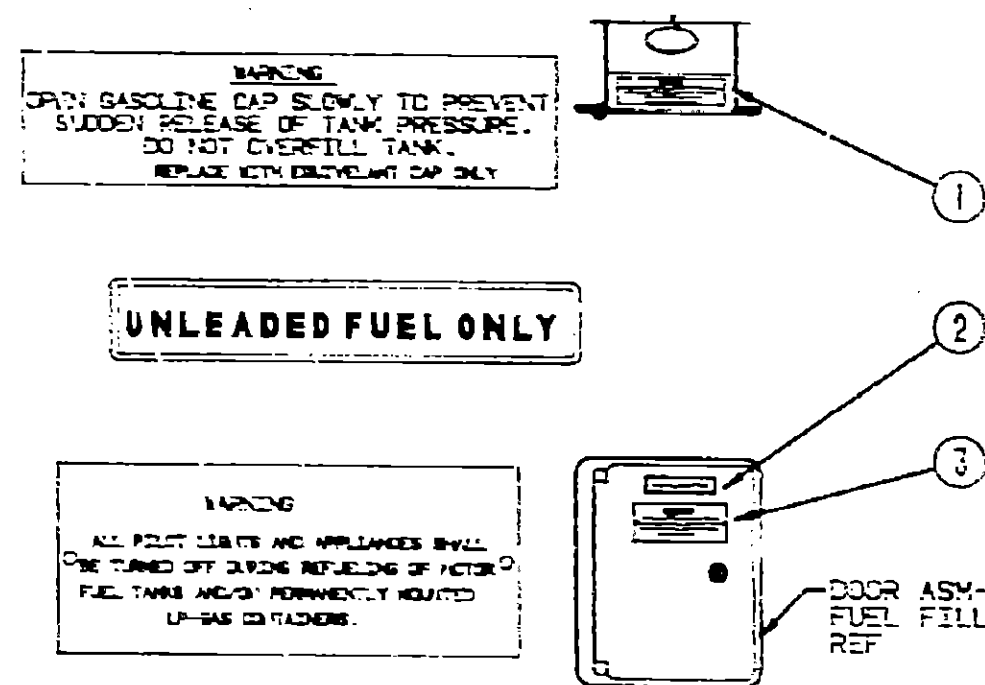


Key	Part Number	U/M	Description
1	074559-01-000	EA	Label - "LPG" (California Code)
2	006040-01-000	EA	Tag - Gas Refueling Warning (USA)
2	006040-02-000	EA	Tag - Gas Refueling Warning (CSA)
3	054531-01-000	EA	Label - LP Gas Only (USA)
3	023769-01-000	EA	Label - LP Gas Only (CSA)

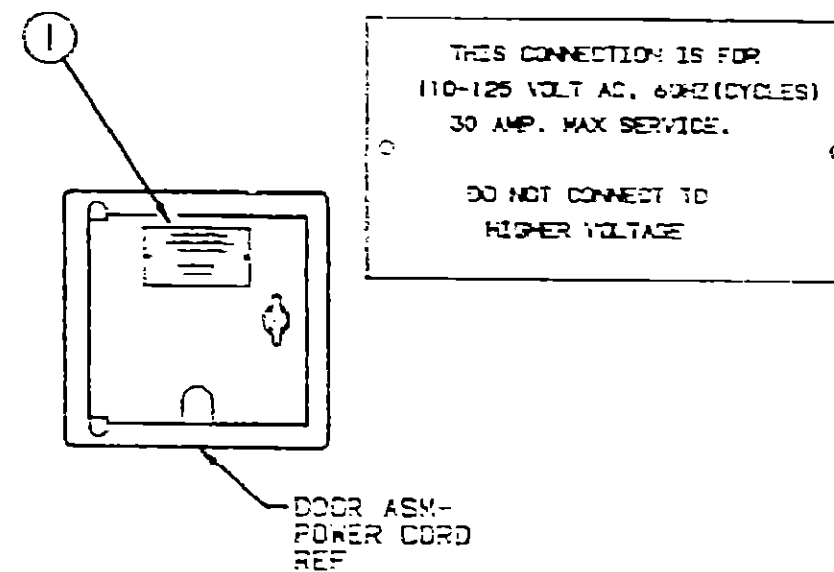


Key	Part Number	U/M	Description
1	079965-01-000	EA	Label - LPG - 80% Capacity

LABELS GROUP (CONTINUED)



Key	Part Number	U/M	Description
1	067207-05-000	EA	Label - Fuel Cap Removal (GM-15611763)
2	062043-01-000	EA	Label - Unleaded Fuel
3	006040-01-000	EA	Tag - Gas Refueling Warning (USA)
3	006040-02-000	EA	Tag - Gas Refueling Warning (CSA)



Key	Part Number	U/M	Description
1	006062-01-000	EA	Tag - Electrical - 110 Volt Connection

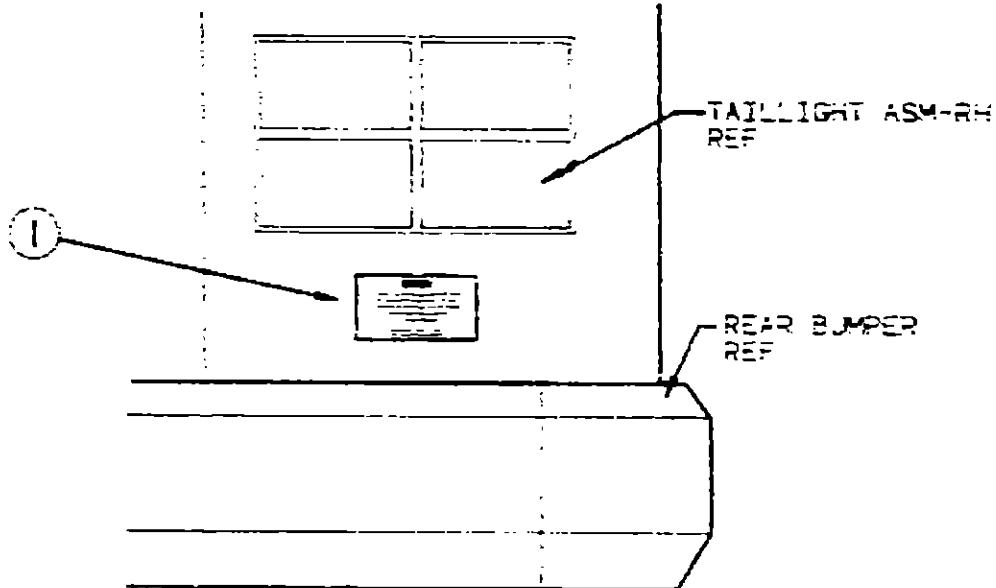
1990 WINNEBAGO TABLE OF CONTENTS

INTRODUCTION	A-31 - A-32
ABBREVIATIONS	A-33
ALPHABETICAL/GROUP REFERENCE	A-34 - A-36
WC/FM31RQ	A-37 - F-32
WC/FM34RA	F-33 - J-16

1990 WC/FM34RA INDEX

Floor Plan	F-03 - F-04
Accessories Group	F-05 - F-06
Bath Group	F-09 - F-11
Bedroom Group	F-12 - F-15
Chassis Group	F-16 - G-07
Curtain, Cushion & Pad Group	G-08 - G-17
Dinette Group	G-18 - G-20
Driver's Compartment Group	G-21 - H-01
Electrical Group	H-02 - H-05
Exterior Body Group	H-07 - H-15
Galley Group	H-16 - H-20
Heating & Air Conditioning Group	H-21 - H-22
Interior Finish Group	H-23 - H-24
Labels Group	I-01 - I-09
LP Group	I-10
Lounge Group	I-11 - I-14
Sealants & Fasteners Group	I-15 - I-16
Water & Sewage Group	I-17 - I-19
Window, Vent & Exterior Door Group	I-20 - J-16

LABELS GROUP (CONTINUED)

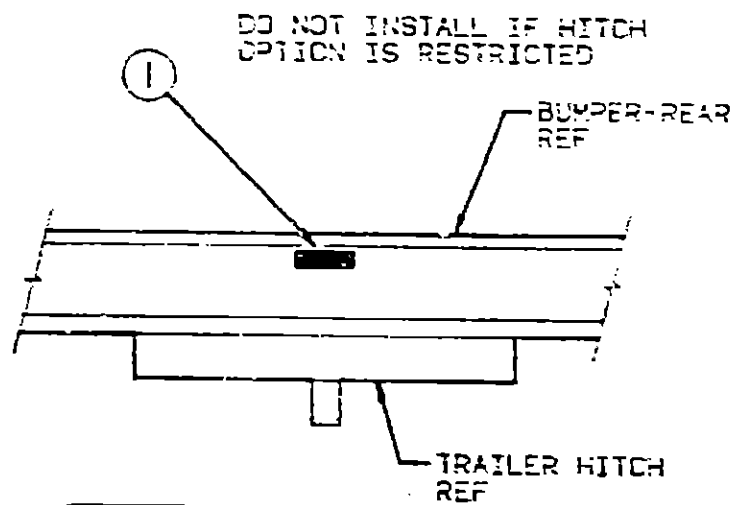


WARNING

DO NOT EXCEED THE VEHICLE WEIGHT RATINGS
OR LOADING RECOMMENDATIONS (E.G., GROSS
VEHICLE, GROSS AXLE, GROSS COMBINED) OF
THE CHASSIS MANUFACTURER OR
WINNEBAGO INC.

REFER TO YOUR OWNERS MANUAL,
BEFORE LOADING OR TOWING.

Key	Part Number	U/M	Description
1	075220-01-000	EA	Label - Exterior Load Warning

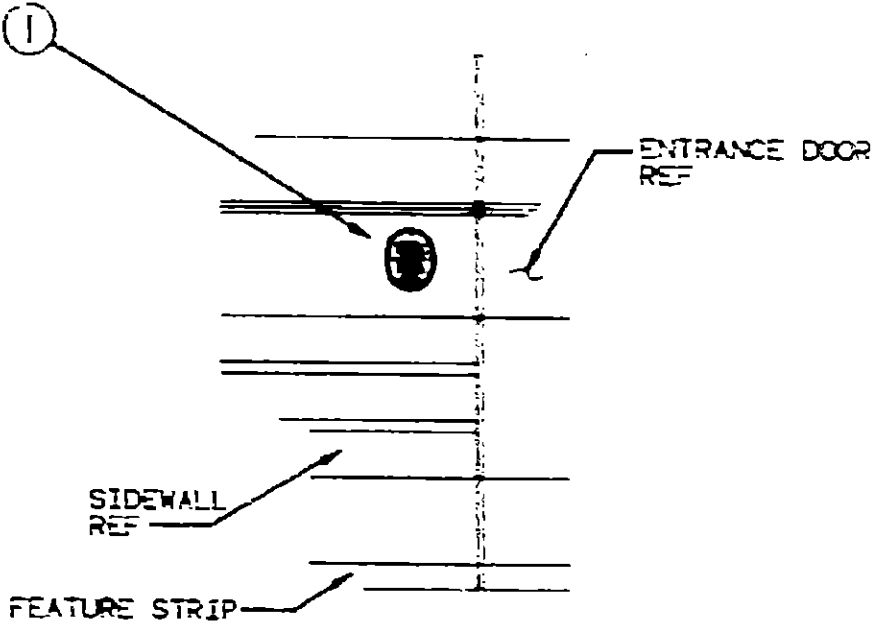



TOWING CAPACITY

TOWED VEHICLE 3500 LB. GROSS MAXIMUM
HITCH BALL 200 LB. MAXIMUM

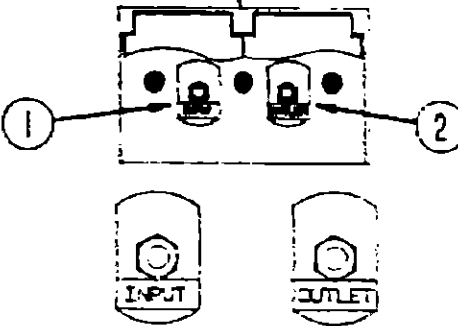
Key	Part Number	U/M	Description
1	075221-03-000	EA	Label - Towing Capacity

LABELS GROUP (CONTINUED)



Key	Part Number	U/M	Description
1	006319-01-000	EA	Tag - RVIA Approved - Plastic

TV OUTSIDE
JACK REF



Key	Part Number	U/M	Description
1	087236-01-000	EA	Label - Cable Input
2	087236-02-000	EA	Label - TV Outlet

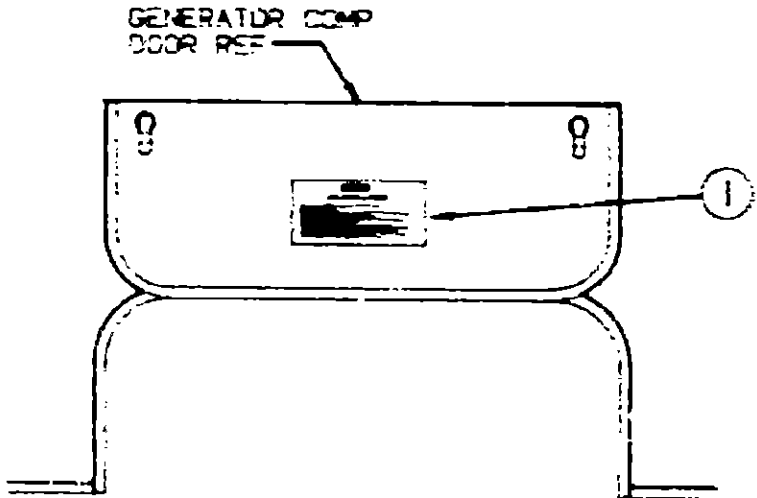
**1990 WINNEBAGO
TABLE OF CONTENTS**

INTRODUCTION	A-01 - A-02
ABBREVIATIONS	A-03
ALPHABETICAL/GROUP REFERENCE	A-04 - A-06
WC/FM31RQ	A-07 - F-02
WC/FM34RA	F-03 - J-16

1990 WC/FM34RA INDEX

Floor Plan	F-03 - F-04
Accessories Group	F-05 - F-08
Bath Group	F-09 - F-11
Bedroom Group	F-12 - F-15
Chassis Group	F-16 - G-07
Curtain, Cushion & Pad Group	G-08 - G-17
Dinette Group	G-18 - G-20
Driver's Compartment Group	G-21 - H-01
Electrical Group	H-02 - H-06
Exterior Body Group	H-07 - H-15
Galley Group	H-16 - H-20
Heating & Air Conditioning Group	H-21 - H-22
Interior Finish Group	H-23 - H-24
Labels Group	I-01 - I-09
LP Group	I-10
Lounge Group	I-11 - I-14
Sealants & Fasteners Group	I-15 - I-16
Water & Sewage Group	I-17 - I-19
Window, Vent & Exterior Door Group	I-20 - J-16

LABELS GROUP (CONTINUED)

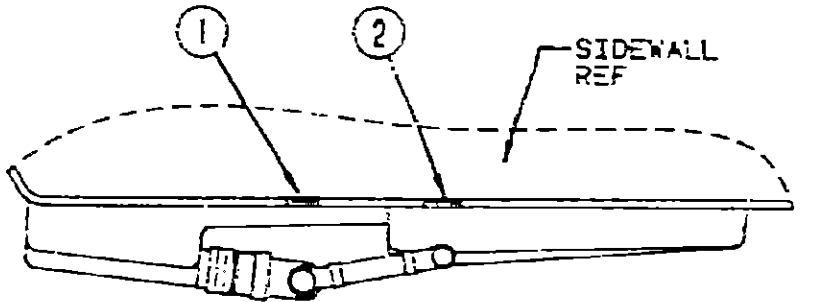


WARNING

WHEN ADDING A GENERATOR SET:

HIGH VOLTAGE-USE EXTREME CAUTION WHEN WORKING ON ELECTRICAL COMPONENTS.
HAVE ALL ELECTRICAL INSTALLATION PERFORMED BY A QUALIFIED LICENSED ELECTRICIAN-FOLLOW ALL STATE AND LOCAL CODES.
ONLY INSTALL GENERATOR SET APPROVED FOR R.V. APPLICATIONS. HAVE INSTALLED BY QUALIFIED TECHNICIAN.
TO AVOID HEAT BUILD-UP AND TO GUARANTEE AN ADEQUATE AIR SUPPLY TO THE GENERATOR COMPARTMENT, FOLLOW INSTALLATION INSTRUCTIONS.
GENERATOR ENGINE EXHAUST GASES ARE TOXIC AND MUST NOT TERMINATE UNDER THE VEHICLE-ENGINE EXHAUST MUST FLOW FROM VEHICLE.

Key	Part Number	U/M	Description
1	077510-01-000	EA	Label - Generator Prep

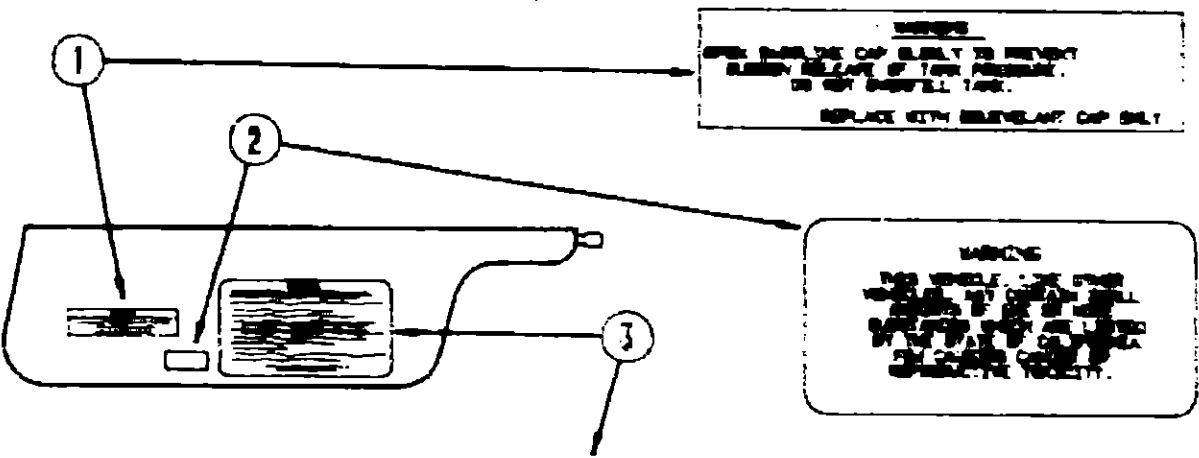


SEWAGE

WASTE WATER

Key	Part Number	U/M	Description
1	006187-01-000	EA	Label - Sewage
2	006188-01-000	EA	Label - Waste Water

LABELS GROUP (CONTINUED)



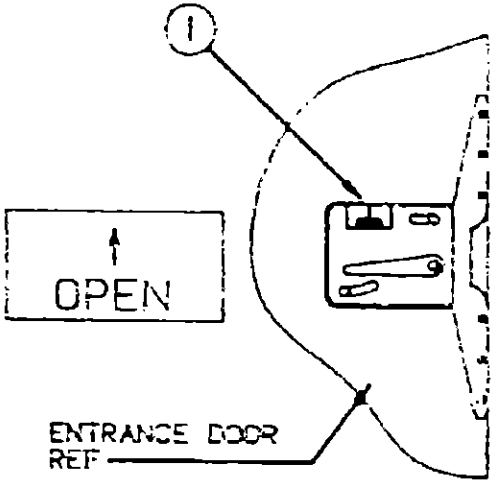
CAUTION

THIS MOTOR HOME HAS BEEN DESIGNED, MANUFACTURED AND TESTED WITH CONSIDERATION FOR THE PROTECTION OF ITS OCCUPANTS. WE RECOMMEND YOU PERFORM THE FOLLOWING INSPECTIONS FOR YOUR SAFETY AND THE SAFETY OF YOUR PASSENGERS BEFORE STARTING YOUR VEHICLE.

1. LP GAS SYSTEM- TURN OFF AT TANK FOR TRAVELING. TEST FOR LEAKS UPON ARRIVAL AT DESTINATION. BEFORE LIGHTING PILOTS.
2. WHEELS- INSPECT FOR DAMAGE AND CHECK TIRE WAYS FOR TIGHTNESS.
3. TIRES- INSPECT FOR WEAR AND DAMAGE AND CHECK FOR RECOMMENDED AIR PRESSURE.
4. LIGHTS- TEST FOR PROPER OPERATION OF ALL INTERIOR AND EXTERIOR LIGHTS INCLUDING DASH LIGHTS, HEADLIGHTS, TAIL LIGHTS, BRAKE LIGHTS, CLEARANCE LIGHTS AND TURN SIGNALS.
5. EXITS- INSPECT RELEASE MECHANISM ON EMERGENCY EXIT WINDOW. TEST BOTH LOCKS ON EACH ENTRANCE DOOR FOR EASE OF OPERATION AND INSTRUCT PASSENGERS HOW TO USE BOTH MEANS OF EXIT.
6. SEAT BELTS- DIRECT PASSENGERS TO OCCUPIED SEATS AND INSTRUCT USE OF SEAT BELTS.
7. APPLIANCES- TURN OFF AND LATCH OR LOCK COOKS WHERE PROVIDED.
8. LOOSE PACKAGES- STOW SECURELY.
9. UTILITY SUPPLY LINES- DISCONNECT ALL ELECTRICAL, HEATER AND WATER LINES AND SECURE PROPERLY.
10. ENTRANCE DOOR STEP- PLACE IN RETRACTED POSITION FOR TRAVELING.

READ YOUR MOTOR HOME AND CHASSIS OWNER'S MANUAL FOR FURTHER PRECAUTIONS

Key	Part Number	U/M	Description
1	087207-05-000	EA	Label - Fuel Cap Removal
2	099689-01-000	EA	Label - Warning - Cancer/Toxicity (California Code)
3	056259-01-000	EA	Label - Safety Check List



Key	Part Number	U/M	Description
1	040944-01-000	EA	Label - Open

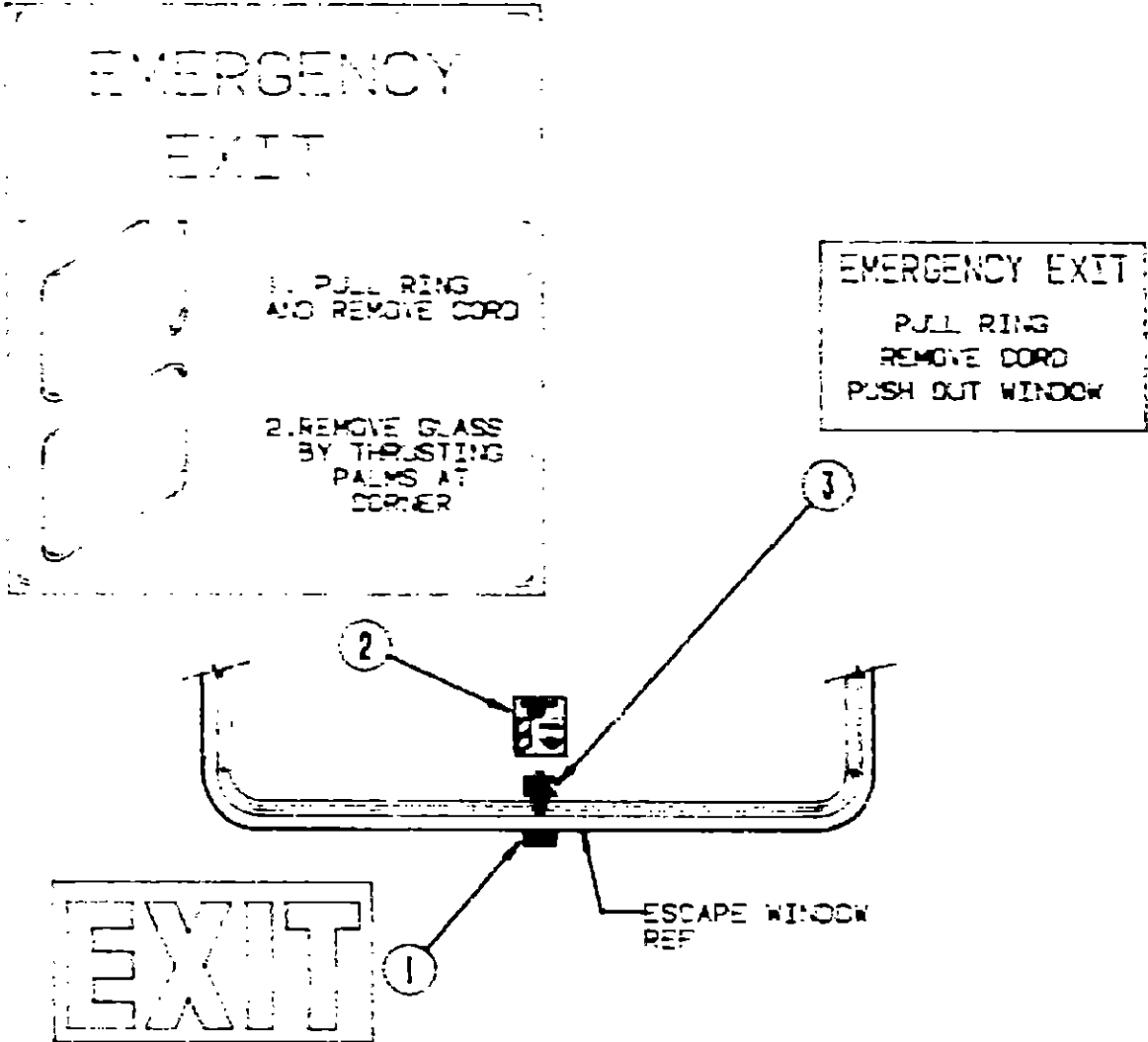
1990 WINNEBAGO
TABLE OF CONTENTS

INTRODUCTION	A-01 - A-02
ABBREVIATIONS	A-03
ALPHABETICAL/GROUP REFERENCE	A-04 - A-06
WC/FM31RQ	A-07 - F-02
WC/FM34RA	F-03 - J-16

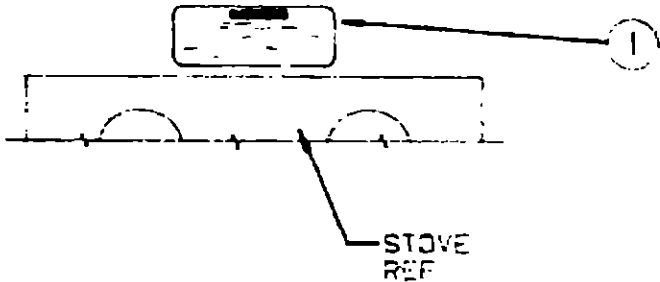
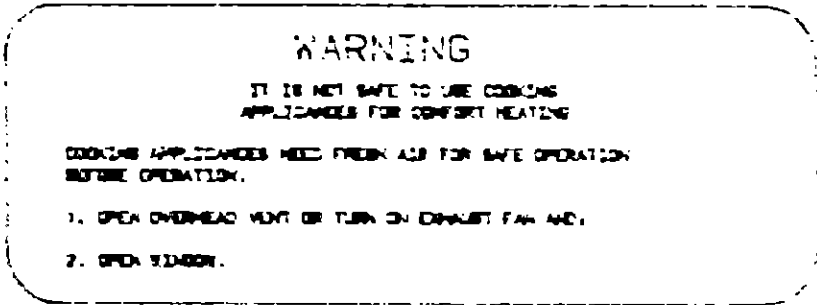
1990 WC/FM34RA INDEX

Floor Plan	F-03 - F-04
Accessories Group	F-05 - F-08
Bath Group	F-09 - F-11
Bedroom Group	F-12 - F-15
Chassis Group	F-16 - G-07
Curtain, Cushion & Pad Group	G-08 - G-17
Dinette Group	G-18 - G-20
Driver's Compartment Group	G-21 - H-01
Electrical Group	H-02 - H-06
Exterior Body Group	H-07 - H-15
Galley Group	H-16 - H-20
Heating & Air Conditioning Group	H-21 - H-22
Interior Finish Group	H-23 - H-24
Labels Group	I-01 - I-09
LP Group	I-10
Lounge Group	I-11 - I-14
Sealants & Fasteners Group	I-15 - I-16
Water & Sewage Group	I-17 - I-19
Window, Vent & Exterior Door Group	I-20 - J-16

LABELS GROUP (CONTINUED)

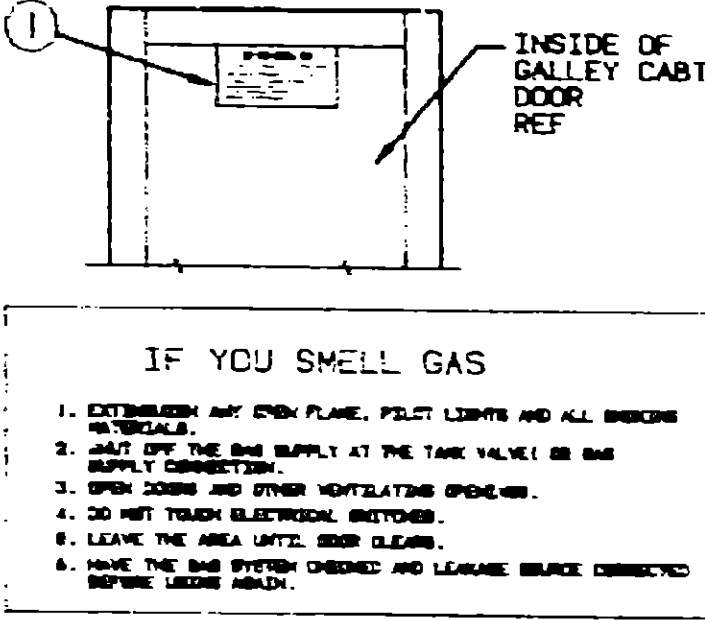


Key	Part Number	U/M	Description
1	039290-01-000	EA	Label - Warning - Exit
2	047731-01-000	EA	Label - Emergency Exit
3	006199-01-000	EA	Label - Exit - Escape Window

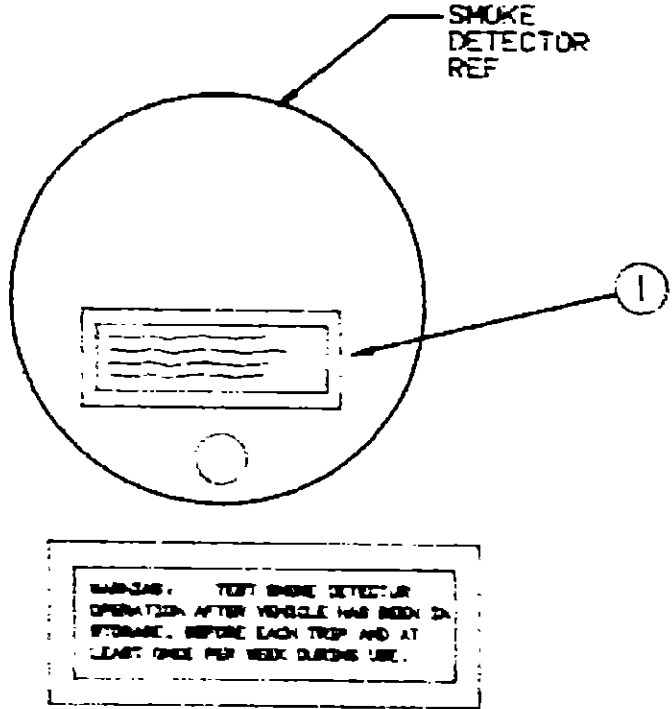


Key	Part Number	U/M	Description
1	050225-01-000	EA	Label - Warning - Stove Vent (USA)
1	050222-01-000	EA	Label - Warning - Stove Vent (CSA)

LABELS GROUP (CONTINUED)



Key	Part Number	U/M	Description
1	073998-01-00	EA	Label - LP Gas Odor Warning



Key	Part Number	U/M	Description
1	077956-01-000	EA	Label - Warning - Smoke Detector

1990 WINNEBAGO
TABLE OF CONTENTS

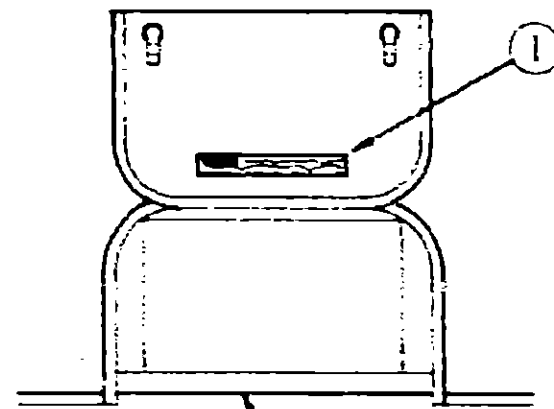
INTRODUCTION	A-01 - A-02
ABBREVIATIONS	A-03
ALPHABETICAL/GROUP REFERENCE	A-04 - A-06
WC/FM31RQ	A-07 - F-02
WC/FM34RA	F-03 - J-16

1990 WC/FM34RA INDEX

Floor Plan	F-03 - F-04
Accessories Group	F-05 - F-08
Bath Group	F-09 - F-11
Bedroom Group	F-12 - F-15
Chassis Group	F-16 - G-07
Curtain, Cushion & Pad Group	G-08 - G-17
Dinette Group	G-18 - G-20
Driver's Compartment Group	G-21 - H-01
Electrical Group	H-02 - H-06
Exterior Body Group	H-07 - H-15
Galley Group	H-16 - H-20
Heating & Air Conditioning Group	H-21 - H-22
Interior Finish Group	H-23 - H-24
Labels Group	I-01 - I-09
LP Group	I-10
Lounge Group	I-11 - I-14
Sealants & Fasteners Group	I-15 - I-16
Water & Sewage Group	I-17 - I-19
Window, Vent & Exterior Door Group	I-20 - J-16

LABELS GROUP (CONTINUED)

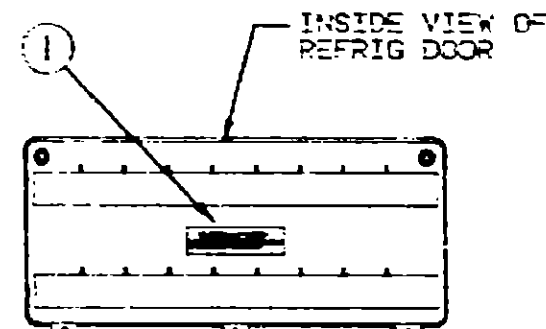
WARNING DISCONNECT BATTERIES BEFORE
CONNECTING EXTERNAL CHARGING EQUIPMENT.



BATTERY COMPARTMENT
REF

Key Part Number
1 065748-01-000

U/M Description
EA Label - Caution - Battery Charging



COMBUSTION AIR KIT NO 54270
NORCOLD EG MODELS
THIS VENTILATION KIT MUST BE INSTALLED
AND USED WITHOUT MODIFICATION.

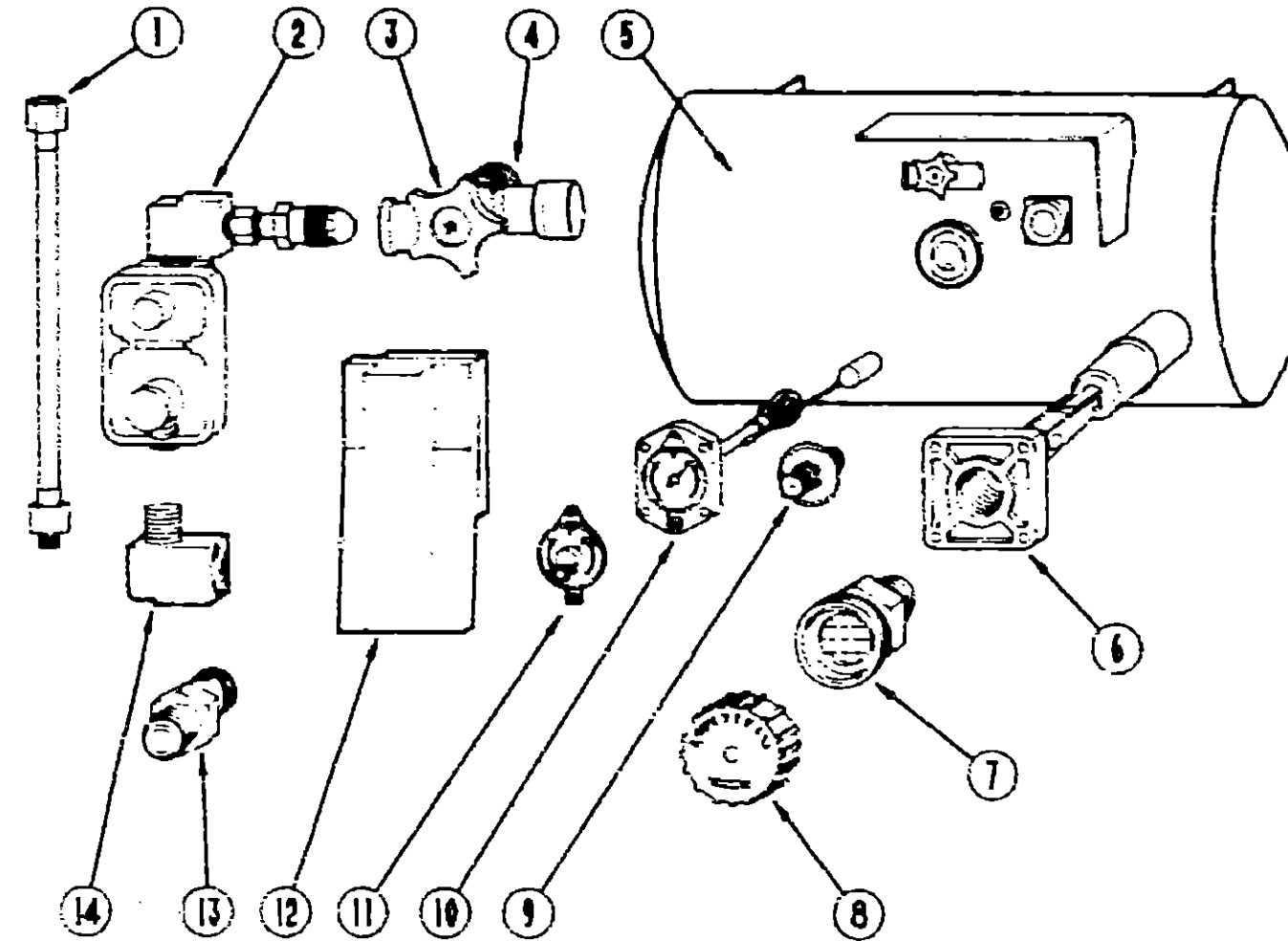
Key Part Number
1 070905-02-000

U/M Description
EA Label - Refrigerator Combustion Air

Key Part Number
005064-01-000
006064-02-000
035709-01-000
074983-01-000
091224-02-000
091243-01-000
099509-01-000

U/M Description
EA Label - Seat w/o Seat Belt (USA)
EA Label - Seat w/o Seat Belt (CSA)
EA Label - Warning - No Storage
EA Label - Air Conditioner Selector Switch
EA Label - Trailer Lighting
EA Label - Air Conditioner Cover
EA Label - Awning Installation

LP GROUP



Key	Part Number	U/M	Description
1	045703-01-000	EA	Hose Asm. - LP - 3/8" ID x 24" (USA)
1	045703-02-000	EA	Hose Asm. - LP - 3/8" ID x 24" (CSA)
2	076301-01-000	EA	Regulator - Two Stage
3	040421-01-708	EA	Handwheel - Service Valve
4	040421-01-703	EA	Service Valve - Vapor Relief
5	068253-03-000	EA	LP Tank - 100 Pound - 16" Dia. x 36"
6	040421-01-711	EA	Inner Tank Valve - 80% Fill
7	040421-01-701	EA	Fill Valve
8	040421-01-702	EA	Fill Valve Cap
9	040421-01-700	EA	Liquid Level Gauge
10	040421-01-707	EA	Float Gauge
11	040440-02-000	EA	Dial - Visible Face - Float Gauge (w/Electric Transmitter)
12	081538-01-000	EA	Cover - LP Regulator
13	010329-01-000	EA	Adapter - Brass - 1/2" F x 1/2" MPT
14	065318-02-000	EA	Elbow - Brass - 90° - 3/8" MPT x 3/8" FPT
	065741-01-000	EA	Gauge - Diaphragm Pressure - Test Leak (Manometer)
	010644-01-000	FT	Pipe - Black Steel - 1/2" ID
	010515-01-000	EA	Elbow - Black Steel - 1/2" ID x 90°
	010536-01-000	EA	Tee - Black Steel - 1/2" ID
	010589-01-000	EA	Nipple - Black Steel - 1/2" ID x 1 1/2" Long
	057042-01-000	EA	Cross - Black Steel - 1/2" ID
	093380-01-000	EA	Coupler - Black Steel - 1/2" ID to 3/8" ID
	010473-01-000	FT	Copper Tubing - 3/8" OD
	010474-01-000	EA	Copper Tubing - 1/2" OD
	010271-01-000	EA	Elbow - Brass - 90° - 1/2" F x 1/2" MPT
	010377-02-000	EA	Nut - Brass - 3/8" F
	010380-02-000	EA	Nut - Brass - 1/2" F
	006042-01-000	FT	Vinyl Tubing - .65" ID
	016188-03-000	EA	Grommet - 3/8" - 2.5" Long
	016188-04-000	EA	Grommet - 1/2" - 2.5" Long
	016188-05-000	EA	Grommet - 3/8" - 1.25" Long

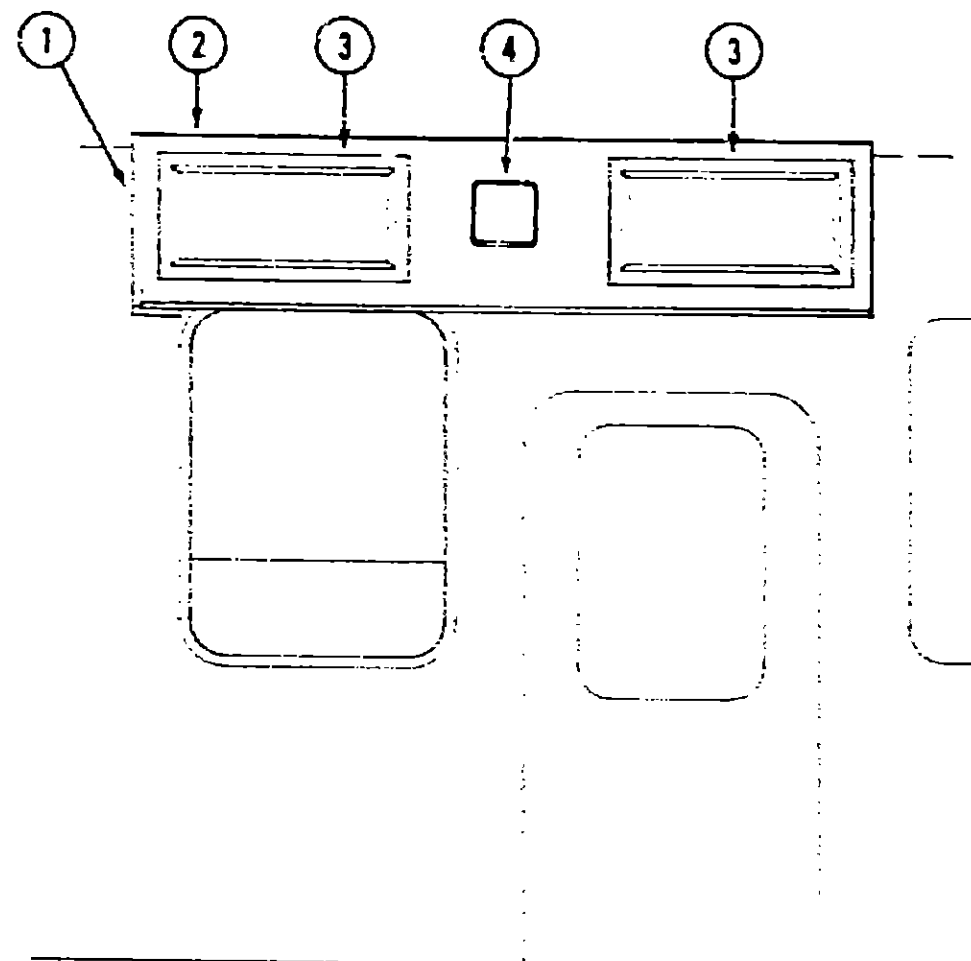
1990 WINNEBAGO TABLE OF CONTENTS

INTRODUCTION	A-01 - A-02
ABBREVIATIONS	A-03
ALPHABETICAL/GROUP REFERENCE	A-04 - A-06
WC/FM31RQ	A-07 - F-02
WC/FM34RA	F-03 - J-16

1990 WC/FM34RA INDEX

Floor Plan	F-03 - F-04
Accessories Group	F-05 - F-08
Bath Group	F-09 - F-11
Bedroom Group	F-12 - F-15
Chassis Group	F-16 - G-07
Curtain, Cushion & Pad Group	G-06 - G-17
Dinette Group	G-18 - G-20
Driver's Compartment Group	G-21 - H-01
Electrical Group	H-02 - H-06
Exterior Body Group	H-07 - H-15
Galley Group	H-16 - H-20
Heating & Air Conditioning Group	H-21 - H-22
Interior Finish Group	H-23 - H-24
Labels Group	I-01 - I-09
LP Group	I-10
Lounge Group	I-11 - I-14
Sealants & Fasteners Group	I-15 - I-16
Water & Sewage Group	I-17 - I-19
Window, Vent & Exterior Door Group	I-20 - J-16

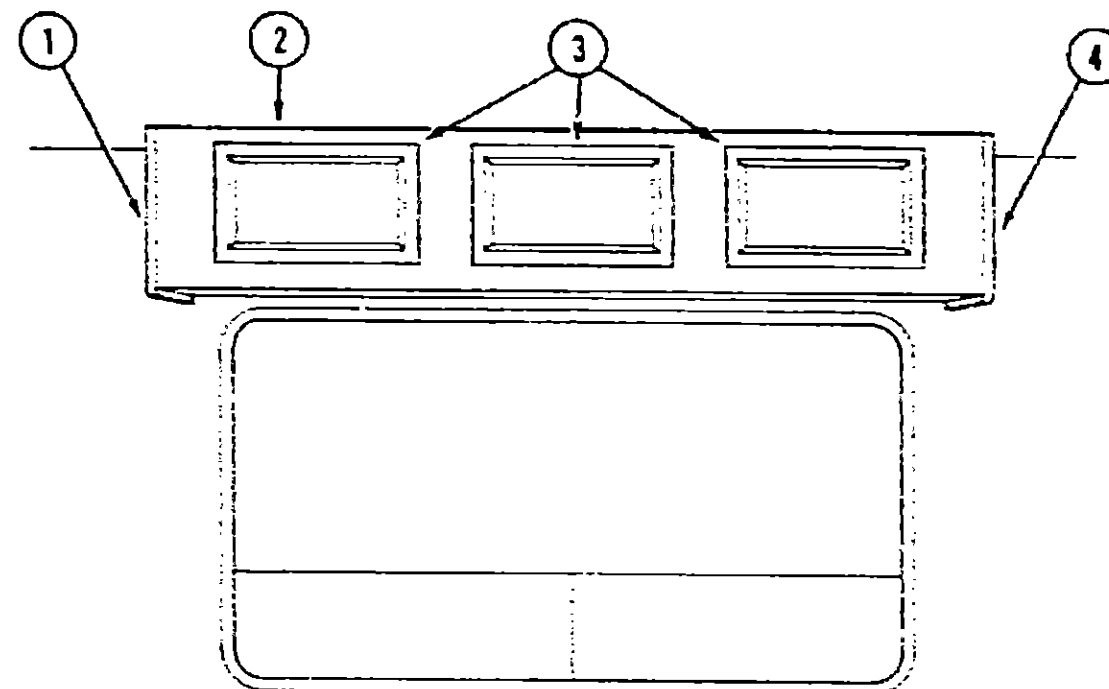
LOUNGE GROUP



OVERHEAD CABINETRY - PASSENGER SIDE LOUNGE

Key	Part Number	U/M	Description
1	097048-01-AB1	EA	End Cap Asm. - Overhead Cabinet
2	M99234-01-AB1	EA	Cabinet Asm. - Overhead - w/o Doors
3	M58304-16-AB1	EA	Door Asm. - Overhead Cabinet - w/o Hardware
4	074979-01-000	EA	Speaker Cover
	046394-02-000	YD	Velcro Tape - Loop
	048395-02-000	YD	Velcro Tape - Hook

LOUNGE GROUP (CONTINUED)



OVERHEAD CABINETRY - DRIVER SIDE LOUNGE

Key	Part Number	U/M	Description
1	081325-04-W30	EA	End Cap Asm. - Overhead Cabinet - Left
2	M81550-33-AB1	EA	Cabinet Asm. - Overhead - w/o Door or Hardware
3	M58304-16-AB1	EA	Door Asm. - Overhead - w/o Hardware
4	081325-03-W30	EA	End Cap Asm. - Overhead Cabinet - Right

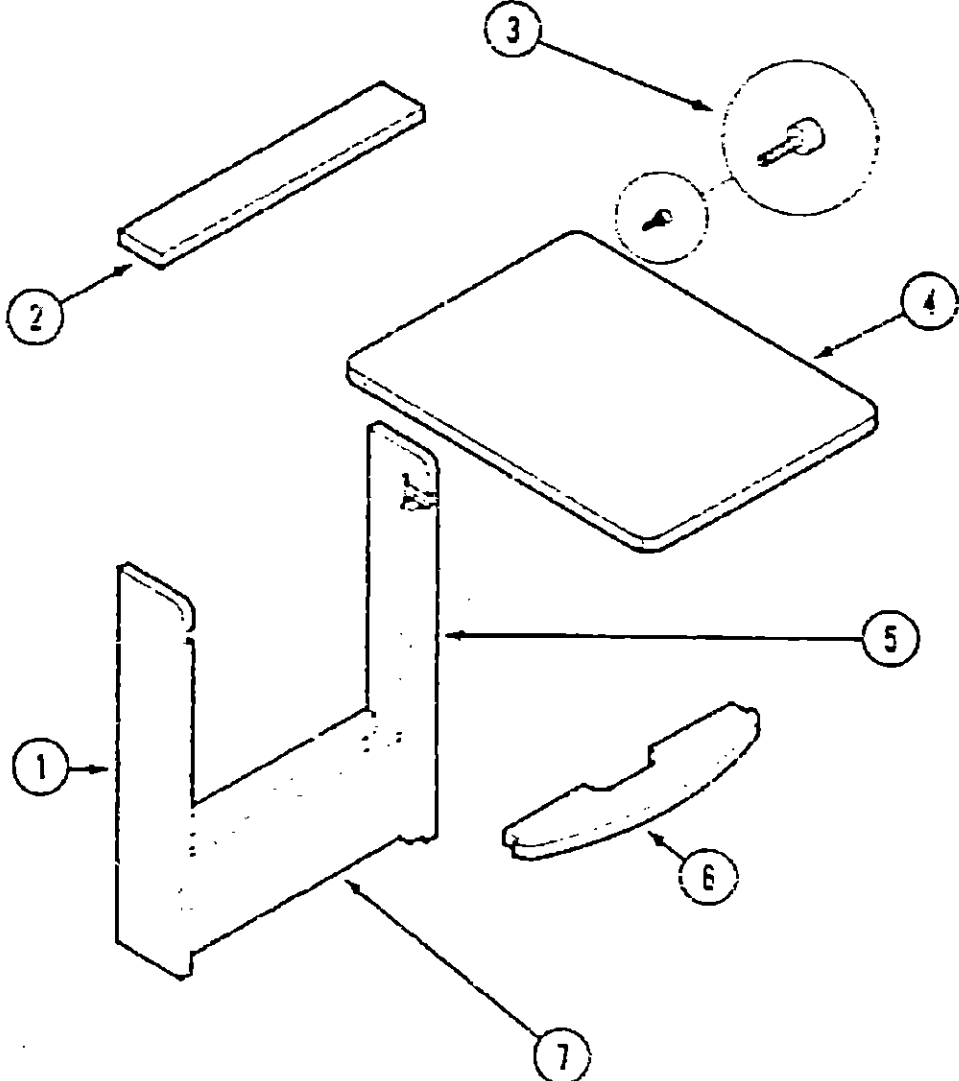
1990 WINNEBAGO TABLE OF CONTENTS

INTRODUCTION	A-01 - A-02
ABBREVIATIONS	A-03
ALPHABETICAL/GROUP REFERENCE	A-04 - A-06
WC/FM31RQ	A-07 - F-02
WC/FM34RA	F-03 - J-16

1990 WC/FM34RA INDEX

Floor Plan	F-03 - F-04
Accessories Group	F-05 - F-06
Bath Group	F-09 - F-11
Bedroom Group	F-12 - F-15
Chassis Group	F-16 - G-07
Curtain, Cushion & Pad Group	G-08 - G-17
Dinette Group	G-18 - G-20
Driver's Compartment Group	G-21 - H-01
Electrical Group	H-02 - H-06
Exterior Body Group	H-07 - H-15
Galley Group	H-16 - H-20
Heating & Air Conditioning Group	H-21 - H-22
Interior Finish Group	H-23 - H-24
Labels Group	I-01 - I-09
LP Group	I-10
Lounge Group	I-11 - I-14
Sealants & Fasteners Group	I-15 - I-16
Water & Sewage Group	I-17 - I-19
Window, Vent & Exterior Door Group	I-20 - J-16

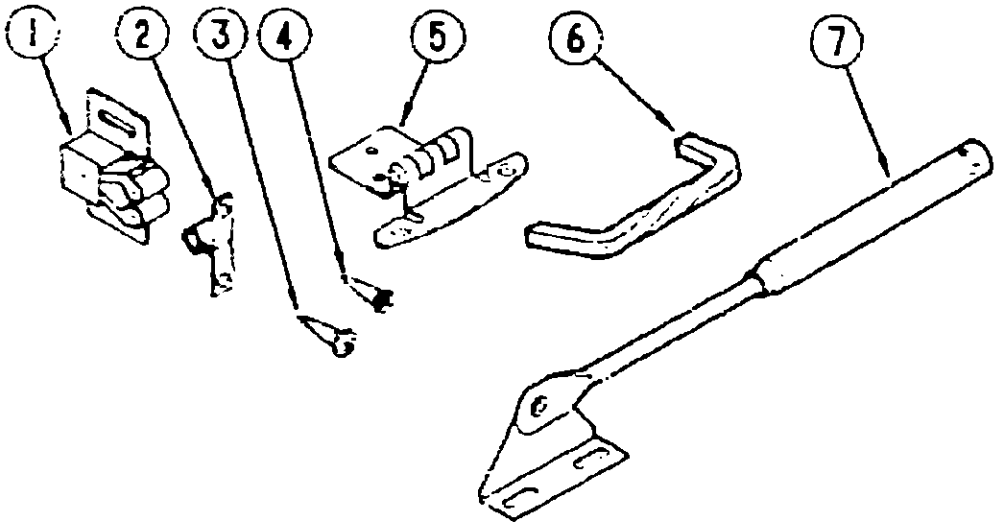
LOUNGE GROUP (CONTINUED)



PULLOUT TABLE

Key	Part Number	U/M	Description
1	096873-14-AB1	EA	Table Cabinet End - Left
2	096873-15-AB6	EA	Table Cabinet Top
3	079921-01-000	EA	Nylon Roller w/Shaft
4	096873-11-B05 080736-01-000	EA	Pullout Table Table Full
5	096873-13-AB1	EA	Table Cabinet End - Right
6	096873-12-AB6	EA	Shelf
7	096873-16-AB6	EA	Table Cabinet Front - Bottom

LOUNGE GROUP (CONTINUED)



CABINET HARDWARE (DOORS & CABINETS)

Key	Part Number	U/M	Description
1	093586-03-000	EA	Roller Catch
2	093586-04-000	EA	Steel Strike
3	000G68-05-10G	EA	Screw - #6 - 18 x .625" PQH - Antique Brass - Hinge to Cabinet
4	000G13-06-10G	EA	Screw - #6 - 20 x .625" PFH - Antique Brass - Hinge to Door
5	059777-02-000	EA	Hinge - Burnished Brass
6	095645-01-000	EA	Pull Handle
7	074493-02-000	EA	Door Support
	081521-02-001	EA	Corner Molding - Aluminum (Plastic Trim Holder)
	042357-17-002	EA	Corner Molding - Radius - Plastic
	083620-01-000	FT	T-Molding - 3/4" w/Edge Lips
	016604-03-000	EA	Angle Support Bracket - 2.5"

1990 WINNEBAGO
TABLE OF CONTENTS

INTRODUCTION	A-01 - A-02
ABBREVIATIONS	A-02
ALPHABETICAL/GROUP REFERENCE	A-04 - A-06
WC/FM31RQ	A-07 - F-02
WC/FM34RA	F-03 - J-16

1990 WC/FM34RA INDEX

Floor Plan	F-03 - F-04
Accessories Group	F-05 - F-08
Bath Group	F-09 - F-11
Bedroom Group	F-12 - F-15
Chassis Group	F-16 - G-07
Curtain, Cushion & Pad Group	G-08 - G-17
Dinette Group	G-18 - G-20
Driver's Compartment Group	G-21 - H-01
Electrical Group	H-02 - H-06
Exterior Body Group	H-07 - H-15
Galley Group	H-16 - H-20
Heating & Air Conditioning Group	H-21 - H-22
Interior Finish Group	H-23 - H-24
Labels Group	I-01 - I-09
LP Group	I-10
Lounge Group	I-11 - I-14
Sealants & Fasteners Group	I-15 - I-16
Water & Sewage Group	I-17 - I-19
Window, Vent & Exterior Door Group	I-20 - J-16

SEALANTS & FASTENERS

SCREWS & FASTENERS

Key	Part Number	U/M	Description
	000C13-07-488	EA	Bolt - Hex - 7/16 - 20 x 3 - Zn 5
	000C26-05-208	EA	Bolt - Hex - Ser Fig 5/16 - 19 x 1 1/4" - Zinc
	000D24-10-008	EA	Nut - Hex - Locking - 10-32 - Zn
	000D39-05-008	EA	Nut - Hex - Ser Fig Lk - 5/16 - 18 - Zn
	000D39-06-008	EA	Nut - Hex - Ser Fig Lk - 3/8 - 16 - Zn
	000D39-08-008	EA	Nut - Hex - Ser Fig Lk - 1/2 - 13 - Zn
	000D44-07-008	EA	Nut - Hex - Ser Fig Lk - 7/16 - 20 - Zn
	000E13-11-008	EA	Washer - Flat - 3/16" Wide - Zn
	000G11-06-10J	EA	Screw - 6 - 20 x 5/8 PPH - Brass
	000G11-07-08B	EA	Screw - 7 - 19 x 1/2 PPH - Zn
	000G11-08-06B	EA	Screw - 8 - 18 x 3/8 PPH - Zn
	000G11-08-12B	EA	Screw - 8 - 18 x 3/4 PPH - Zn
	000G11-08-12D	EA	Screw - 8 - 18 x 3/4 PPH - Black
	000G11-08-12P	EA	Screw - 8 - 18 x .75 - Dark Brown
	000G11-08-12R	EA	Screw - 8 - 18 x .75 PPH - Beige
	000G11-08-12S	EA	Screw - 8 - 18 x .75 PPH - Off White
	000G11-08-16S	EA	Screw - 8 - 18 x 1.00 PPH - Off White
	000G11-10-12D	EA	Screw - 10 - 16 x 3/4 PPH - Black
	000G11-10-24P	EA	Screw - 10 - 16 x 1 1/2 PPH - Dark Brown
	000G12-08-12S	EA	Screw - 8 - 18 x .75 POH - Off White
	000G12-08-16S	EA	Screw - 8 - 18 x 1" POH - Off White
	000G13-06-08B	EA	Screw - 6 - 20 x 1/2 PFH - Zn
	000G13-06-10G	EA	Screw - 6 - 20 x 5/8 PFH - Antique Brass
	000G13-07-12S	EA	Screw - 7 - 19 x 3/4 PFH - Zn
	000G13-08-16B	EA	Screw - 8 - 18 x 1 PFH - Zn
	000G18-08-12B	EA	Screw - Machine - 8 - 32 x 3/4" PPH - Zn
	000G18-08-16B	EA	Screw - Machine - 8 - 32 x 1 PPH - Zn
	000G18-08-22B	EA	Screw - Machine - 8 - 32 x 1 3/8 PPH - Zn
	000G39-08-06B	EA	Screw - SF/DR 8 - 18 x 1/2 PPH - Zn
	000G39-08-08R	EA	Screw - SF/DR 8 - 18 x 1/2 PPH - Beige
	000G39-08-12B	EA	Screw - SF/DR 8 - 18 x 3/4 PPH - Zn
	000G39-08-12R	EA	Screw - SF/DR 8 - 18 x 3/4 PPH - Beige
	000G39-08-16S	EA	Screw - SF/DR 8 - 18 x 1.00 PPH - Off White
	000G39-08-24B	EA	Screw - SF/DR 8 - 18 x 1 1/2 PPH - Zn
	000G39-08-24S	EA	Screw - SF/DR 8 - 18 x 1.50 PPH - Off White
	000G39-10-10S	EA	Screw - SF/DR 10 - 16 x .62" PPH - Off White
	000G39-10-12D	EA	Screw - SF/DR 10 - 16 x 3/4 PPH - Black
	000G39-10-20B	EA	Screw - SF/DR 10 - 16 x 1 1/4 PPH - Zn
	000G42-04-16B	EA	Screw - SF/DR 1/4 - 14 x 1 HWH - Zn
	000G53-04-06B	EA	Screw - Machine - 1/4 - 20 x 3/8 PPH - Zn
	000G54-04-20B	EA	Screw - 1/4 - 20 x 1 1/4 PTH Typ 23 - Zn
	000G67-10-06B	EA	Screw - 10 - 12 x 1/2 PPH - Zn
	000G67-10-06R	EA	Screw - 10 - 12 x 1/2 PPH - Beige - Type A
	000G67-10-10B	EA	Screw - 10 - 12 x 5/8 PPH - Zn - Type A
	000G67-10-10R	EA	Screw - 10 - 12 x 5/8 PPH - Beige - Type A
	000G67-10-12B	EA	Screw - 10 - 12 x 3/4 PPH - Zn
	000G67-10-12P	EA	Screw - 10 - 12 x .75 PPH - Dark Brown
	000G67-10-12O	EA	Screw - 10 - 12 x .75 PPH - Tan
	000G67-10-24B	EA	Screw - 10 - 12 x 1 1/2 PPH - Zn
	000G67-10-32B	EA	Screw - 10 - 12 x 2 PPH - Zn
	000G68-08-10G	EA	Screw - 6 - 18 x 5/8 POH - Antique Brass
	000H16-04-06R	EA	Rivet - Pop - AL 1/8 x .313 - .375
	005081-01-000	EA	Nut - Speed - C Type - No. 8 Screw
	062401-02-000	EA	Clamp - Hose - Wormgear - 1.56" - 2.5"
	062401-06-000	EA	Clamp - Hose - Wormgear - .32" x .62"
	007161-01-000	EA	Clamp - Hose - Spring Type - 1/2"
	008343-01-000	EA	Tie - Wire - 6"
	008386-01-000	EA	Grommet - Snap - 3/8
	008401-01-000	EA	Strap - Conduit - 3/4" - 1 Hole - Galvanized Steel

SEALANTS & FASTENERS GROUP (CONTINUED)

SCREWS & FASTENERS (CONTINUED)

Key	Part Number	U/M	Description
	010495-01-000	EA	Clamp - Cable - 9/16"
	010497-01-000	EA	Clamp - Closed - 5/8" ID
	010497-03-000	EA	Clamp - Closed - 1 ID - Cushioned
	010499-01-000	EA	Clamp - Closed - 3/8" ID
	016604-01-000	EA	Brace - Cabinet - Angled Metal - 2.5"
	083609-01-000	EA	Clamp - Wire Dual - Equal 5/8" Dia.
	084884-01-000	EA	Plug - Brass - 3/8"
	087721-01-000	EA	Screw - Flat Head - Tapping - 1/4 x 1 1/4 LG - Zn
	089371-01-000	EA	Screw - Machine - 8 - 32 x 3 5/16 - Zn
	075146-02-000	EA	Clamp - Grounding - Bronze Screws
	075908-01-000	EA	Screw - Machine - 10 - 32 x .56 PTH - Zn
	049465-04-000	EA	Screw - 10 - 16 x 1 PTH w/Washer - Beige
	076790-01-000	EA	Screw - 6 - 20 x 1 1/4 PPH - Black
	063729-04-000	EA	Rivet - 10 - 32 UNF - .010 - .080

SEALANTS & ADHESIVES

Key	Part Number	U/M	Description
	004020-01-000	QT	Adhesive - ABS Cement (Plastic Fittings)
	004005-02-000	GL	Adhesive - Swifts - Glue (Sidewalls)
	053766-07-000	EA	Bedding Compound - Tube - Beige (Exterior)
	053776-06-000	EA	Bedding Compound - Tube - Clear (Window)
	053766-08-000	EA	Bedding Compound - Tube - Gray (Exterior)
	102352-01-000	EA	Bedding Compound - Tube - Black (Luggage Compartment)
	053766-02-000	EA	Bedding Compound - Tube - Off White (Exterior)
	002328-02-000	EA	Block - Rubber Spacer (Windshield)
	077967-01-000	EA	Sealant - Acrylic Latex - Tube - Off White (Interior Sealant)
	034552-04-000	EA	Sealant - Silicone - Beige
	034552-02-000	EA	Sealant - Silicone - Clear
	034552-07-000	EA	Sealant - Silicone - Dark Gray
	034552-06-000	EA	Sealant - Silicone - Off White
	039518-01-000	EA	Sealant Silicone - Black
	069640-01-000	FT	Sealer Ribbon - .25" Bead x 20'
	069640-02-000	FT	Sealer Ribbon - .5" x .125" x 30'
	069640-03-000	FT	Sealer Ribbon - .75" x .125" x 30'
	069640-05-000	FT	Sealer Ribbon - 1/32" x 2.5" x 30'
	069640-06-000	FT	Sealer Ribbon - 5/16" Bead x 15'
	069640-07-000	FT	Sealer Ribbon - 2" x 3/32" x 30'
	069640-10-000	FT	Sealer Ribbon - 1/32" x 1.5" x 100'
	002707-02-000	FT	Sealer Tape - 5/16" x 1/2"
	102353-01-700	EA	Seam Sealer - Tube - Gray (Roof Seams)
	094401-01-000	EA	Seam Sealer - Tube - Clear (Cap to Sidewall)
	102353-01-700	EA	Seam Sealer - Tube - Aluminum (Roof)
	063542-01-000	FT	Tape - Adhesive - .10mm x 1.5" Wide
	038886-01-000	EA	Tape - Butyl - .31" x .31" x 148" (Windshield)
	075322-01-000	FT	Tape - Foam - Double Coated - .025 x .75 x 72' (Fiberglass Sidewall Seams)
	076322-02-000	FT	Tape - Foam - Double Coated - .045 x 1" (Fiberglass Sidewall Seams)
	100028-01-000	FT	Tape - Foam - Double Coated - .031 x .75 x 72' (Non-Structural Fastening)
	009200-01-000	EA	Tape - Furnace - 1.5"
	002825-01-000	FT	Weather Stripping (Roof Vent)
	061377-01-700	EA	Adhesive - Cyanoacrylate - 10GM

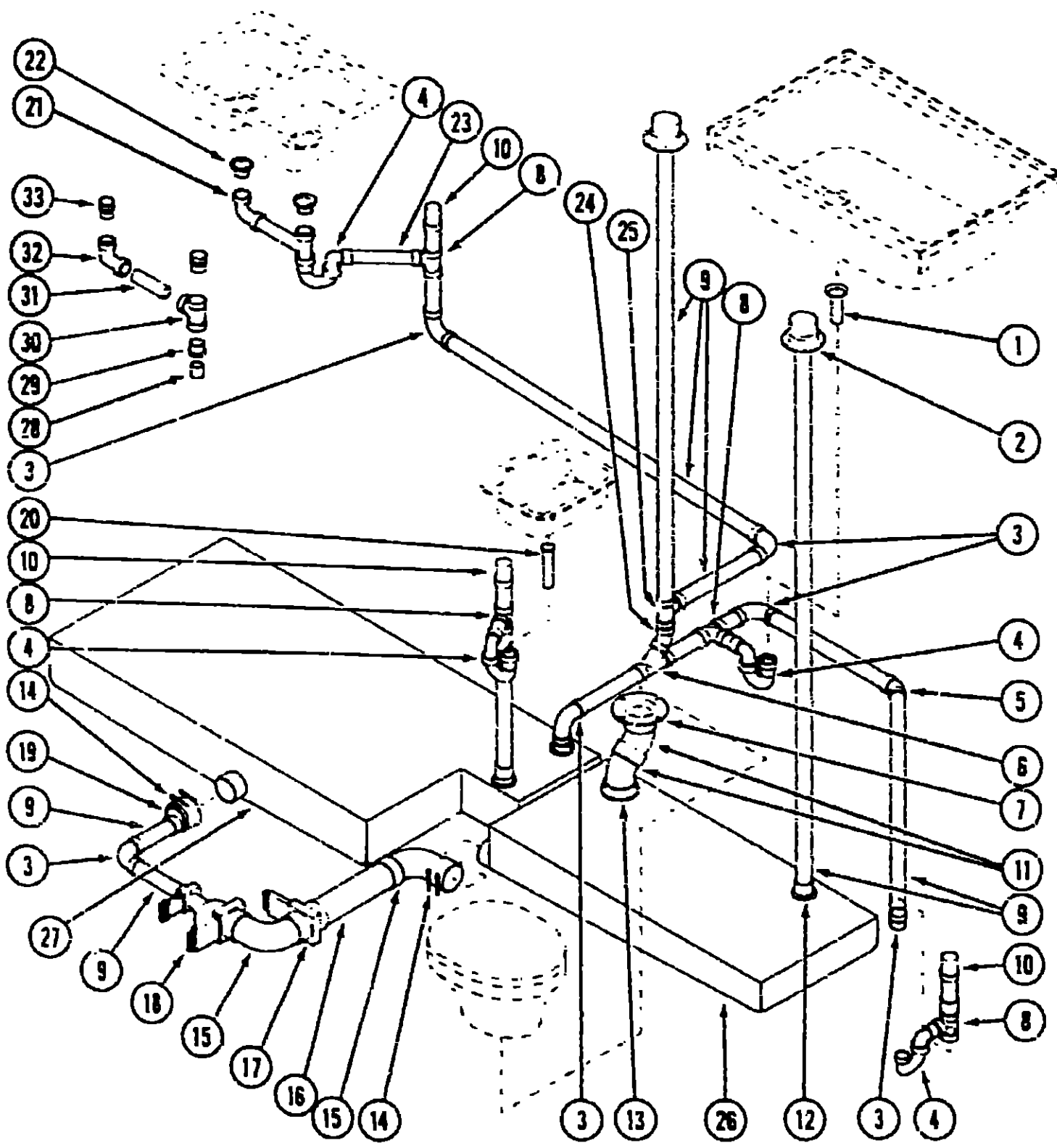
1990 V/INNEBAGO TABLE OF CONTENTS

INTRODUCTION	A-01 - A-02
ABBREVIATIONS	A-03
ALPHABETICAL GROUP REFERENCE	A-04 - A-06
WC/FM31RQ	A-07 - F-02
WC/FM34RA	F-03 - J-16

1990 WC/FM34RA INDEX

Floor Plan	F-03 - F-04
Accessories Group	F-05 - F-06
Bath Group	F-09 - F-11
Bedroom Group	F-12 - F-15
Chassis Group	F-16 - G-07
Curtain, Cushion & Pad Group	G-08 - G-17
Dinette Group	G-18 - G-20
Driver's Compartment Group	G-21 - H-01
Electrical Group	H-02 - H-06
Exterior Body Group	H-07 - H-15
Galley Group	H-16 - H-20
Heating & Air Conditioning Group	H-21 - H-22
Interior Finish Group	H-23 - H-24
Labels Group	I-01 - I-09
LP Group	I-10
Lounge Group	I-11 - I-14
Sealants & Fasteners Group	I-15 - I-16
Water & Sewage Group	I-17 - I-19
Window, Vent & Exterior Door Group	I-20 - J-16

WATER & SEWAGE GROUP



Key	Part Number	U/M	Description
1	011069-03-000	EA	Plastic Tailpiece (US)
1	011069-02-000	EA	Brass Tailpiece - 1 1/2" x 1 1/4" x 4" (CSA)
2	063558-01-000	EA	Vent Cap
3	010079-01-000	EA	Tee - 1 1/2" H x 1 1/2" H x 1 1/4" H
4	011066-03-000	EA	P-Trap (US)
4	100166-02-000	EA	P-Trap (CSA)
5	010006-01-000	EA	Elbow - 1 1/2" H x 1 1/2" H x 45°
6	101173-01-000	EA	Wye - 1 1/2" H x 1 1/2" H x 1 1/2" H
7	024675-01-000	EA	Closet Flange (US)
7	024676-02-000	EA	Closet Flange (CSA)
7	063541-01-000	EA	Closet Flange (China, Shorty w/Spray)
8	010079-01-000	EA	Tee - 1 1/2" H x 1 1/2" H x 1 1/4" H
9	010195-01-000	FT	Plastic Pipe - 1 1/2" (US)
9	010195-02-000	FT	Plastic Pipe - 1 1/2" (CSA)
10	079968-01-000	EA	Vent Asm.
11	010061-01-000	EA	Elbow - 45° - Street - 3" H
12	061607-01-000	EA	Pipe Grommet - 1 1/2"
13	061607-02-000	EA	Pipe Grommet - 3"
14	078405-01-000	EA	Coupling - 3" - Rubber
15	031126-01-000	EA	Elbow - 90° - Street - 3" H
16	010197-01-000	FT	Plastic Pipe - 3" (US)
16	010197-02-000	FT	Plastic Pipe - 3" (CSA)
17	062418-01-000	EA	Valve Asm. - 3"
18	070916-01-000	EA	Dual Valve Asm. - 3" x 1 1/2"
19	062422-01-000	EA	Reducer Adapter - Offset - 3" x 1 1/2"
20	095927-01-701	EA	Tailpiece - Plastic
21	091980-01-000	EA	Continuous Waste Asm. (US)
22	092303-01-000	EA	Sink Strainers
23	010194-01-000	FT	Plastic Pipe - 1 1/4" (US)
23	010194-01-000	FT	Plastic Pipe - 1 1/4" (CSA)
24	010151-01-000	EA	Elbow - 45° - Street - 1 1/2" H
25	010071-01-000	EA	Tee - 1 1/2" H x 1 1/2" H x 1 1/2" H
26	M03171-55-000	EA	Holding Tank - 25 Gal.
27	M03171-54-000	EA	Holding Tank - 55 Gal.

Key	Part Number	U/M	Description
28	010194-02-000	FT	Plastic Pipe - 1 1/4"
29	010121-01-000	EA	Bushing Adapter - 1 1/2" x 1 1/4" H
30	010071-01-000	EA	Tee - 1 1/2" H x 1 1/2" H x 1 1/2" H
31	010195-02-000	FT	Plastic Pipe - 1 1/2"
32	037101-02-000	EA	Elbow - 1 1/2" H x 1 1/2" H x 90°
33	033302-02-000	EA	Adapter

CONTINUOUS WASTE (CANADA)

1990 WINNEBAGO
TABLE OF CONTENTS

INTRODUCTION	A-01 - A-02
ABBREVIATIONS	A-03
ALPHABETICAL/GROUP REFERENCE	A-04 - A-06
WC/FM31RQ	A-07 - F-02
WC/FM34RA	F-03 - J-16

1990 WC/FM34RA INDEX

Floor Plan	F-03 - F-04
Accessories Group	F-05 - F-08
Bath Group	F-09 - F-11
Bedroom Group	F-12 - F-15
Chassis Group	F-16 - G-07
Curtain, Cushion & Pad Group	G-08 - G-17
Dinette Group	G-18 - G-20
Driver's Compartment Group	G-21 - H-01
Electrical Group	H-02 - H-06
Exterior Body Group	H-07 - H-15
Galley Group	H-16 - H-20
Heating & Air Conditioning Group	H-21 - H-22
Interior Finish Group	H-23 - H-24
Labels Group	I-01 - I-09
LP Group	I-10
Lounge Group	I-11 - I-14
Sealants & Fasteners Group	I-15 - I-16
Water & Sewage Group	I-17 - I-19
Window, Vent & Exterior Door Group	I-20 - J-16

WATER & SEWAGE GROUP (CONTINUED)

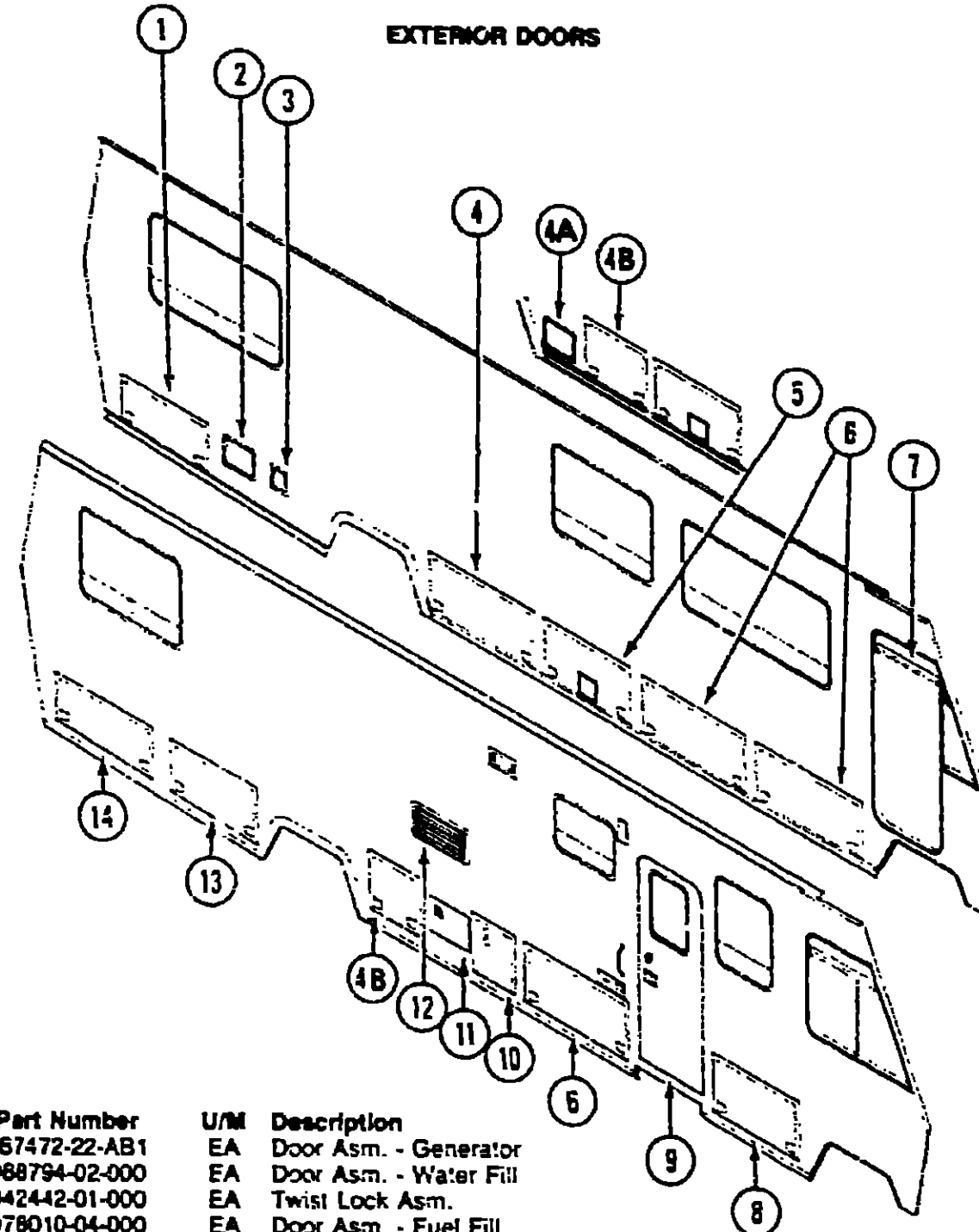
WATER LINES & HARDWARE

Key	Part Number	U/M	Description
	075240-05-000	EA	Lavatory Faucet - Brass - USA
	075240-06-000	EA	Lavatory Faucet - Bone - CSA
	075241-04-000	EA	Faucet - Shower - Brass - USA
	075241-05-000	EA	Faucet - Shower - Bone - CSA
**	051391-03-000	EA	Water Heater - w/Electronic Ignition
**	051393-01-000	EA	Water Heater - w/Direct Ignition - Motor Aid (Option 611)
	098607-01-000	EA	Water Pump - 2.8 GPM Flow - w/1/2" MPT Fitting - USA
	098607-02-000	EA	Water Pump - 2.8 GPM Flow - w/1/2" MPT Fitting - CSA
	098607-01-701	EA	Drive Asm.
	098607-01-702	EA	Diaphragm
	098607-01-703	EA	Valve Asm.
	098607-01-704	EA	Upper Housing
	098607-01-705	EA	Check Valve Kit
	098607-01-706	EA	Switch Asm. - Complete
	098607-01-700	EA	Pumphead
	098607-01-707	EA	Motor & Base Plate
	089180-05-000	EA	Water Tank - 58 Gallon w/Fittings
	089180-01-000	EA	Water Tank - 58 Gallon w/o Fittings
	077954-02-000	EA	Water Filter/Screen - In Tank
	087200-01-000	EA	Filter - Water Purification (Option 293)
	087200-02-000	EA	Cartridge - Filter - Water Purification (Option 293)
	079381-01-000	EA	Flexible Tubing - Smooth - 1.25" ID
	062401-02-000	EA	Hose Clamp - Wormgear - 1.55" to 2.5" ID
	087659-02-000	EA	Water Fill - City
	052960-01-000	EA	Valve - Line Drain - 1/2" F x 1/2" F - 2.75"
	052960-02-000	EA	Valve - Line Drain - 1/2" F x 1/2" F - 16"
	052954-01-000	EA	Adapter - Nose Cone - 3/8" or 1/2"
	079317-01-000	EA	Adapter - Swivel - 1/2" Tube x 1/2" FPT
	036522-02-000	EA	Cap - Brass - 1/2" Flare
	052959-03-000	EA	Connector - Plastic - 1/2" F x 3/8" MPT
	052957-01-000	EA	Elbow - Plastic - 1/2" F x 3/8" MPT
	035539-01-000	EA	Elbow - Plastic - 3/8" MPT x 3/8" BARB
	052957-02-000	EA	Elbow - Plastic - 1/2" F x 1/2" MPT
	065120-01-000	EA	Elbow - Plastic - Swivel - 1/2" ID
	010219-01-000	EA	Elbow - Plastic - 1 1/4" MPT x 1 1/4" BARB
	052952-01-000	EA	Nut - Plastic - 1/2" F
	052953-01-000	EA	Nut - Faucet - 1/2" Tube x 1/2" FPT
	042969-02-000	EA	Spinweld Fitting - Plastic - 1/2" NPT
	042989-03-000	EA	Spinweld Fitting - Plastic - 1 1/4" NPT
	042989-04-000	EA	Spinweld Fitting - Plastic - 3/8" FPT
	042989-05-000	EA	Spinweld Fitting - Plastic - 1/2" FPT
	052955-01-000	EA	Tee - Plastic - 1/2" F x 1/2" F x 1/2" MPT
	052958-01-000	EA	Tee - Plastic - 1/2" F x 1/2" F x 1/2" F
	052956-01-000	EA	Tee - Plastic - 1/2" F x 1/2" MPT x 1/2" F
	074463-01-000	EA	Tee - 4 Way - 1/2" Flare
	039800-01-000	FT	Tubing - Polybutyl - 1/2" OD x 20'
	039800-02-000	FT	Tubing - Polybutyl - 5/8" OD x 20'
	074462-02-000	FT	Tubing - Vinyl - 3/8" ID
	091208-01-000	EA	Washer - Rubber - .06" x .75" x .50"

** The illustrated parts breakdown for this item is provided on the Common Items Fiche.

WINDOW, VENT & EXTERIOR DOOR GROUP

EXTERIOR DOORS



Key	Part Number	U/M	Description
1	067472-22-AB1	EA	Door Asm. - Generator
2	068794-02-000	EA	Door Asm. - Water Fill
	042442-01-000	EA	Twist Lock Asm.
3	078010-04-000	EA	Door Asm. - Fuel Fill
	042441-01-000	EA	Key Lock Asm. (w/o Keys)
	082684-01-700	EA	Key
4	087448-14-AB1	EA	Door Asm. - Sewage & Power Cord
4A	068794-02-000	EA	Door Asm. - Power Cord w/Hatch
	042442-01-000	EA	Twist Lock Asm.
4B	087448-10-X14	EA	Door Asm. - Sewage/Storage
5	087495-05-AB1	EA	Door Asm. - LP
6	087448-03-W81	EA	Door Asm. - Luggage
7	M09487-04-AB1	EA	Door Asm. - Driver
8	087448-02-W81	EA	Door Asm. - Luggage
9	M01870-29-AB1	EA	Door Asm. - Entrance
10	C05478-01-AB1	EA	Door Asm. - Furnace
11	052009-02-000	EA	Door Asm. - Water Heater
12	084103-01-000	EA	Door - Vent - Refrigerator
	084104-01-000	EA	Jamb - Vent - Refrigerator
13	087472-19-AB1	EA	Door Asm. - Luggage
14	087472-20-AB1	EA	Door Asm. - Luggage

1990 WINNEBAGO TABLE OF CONTENTS

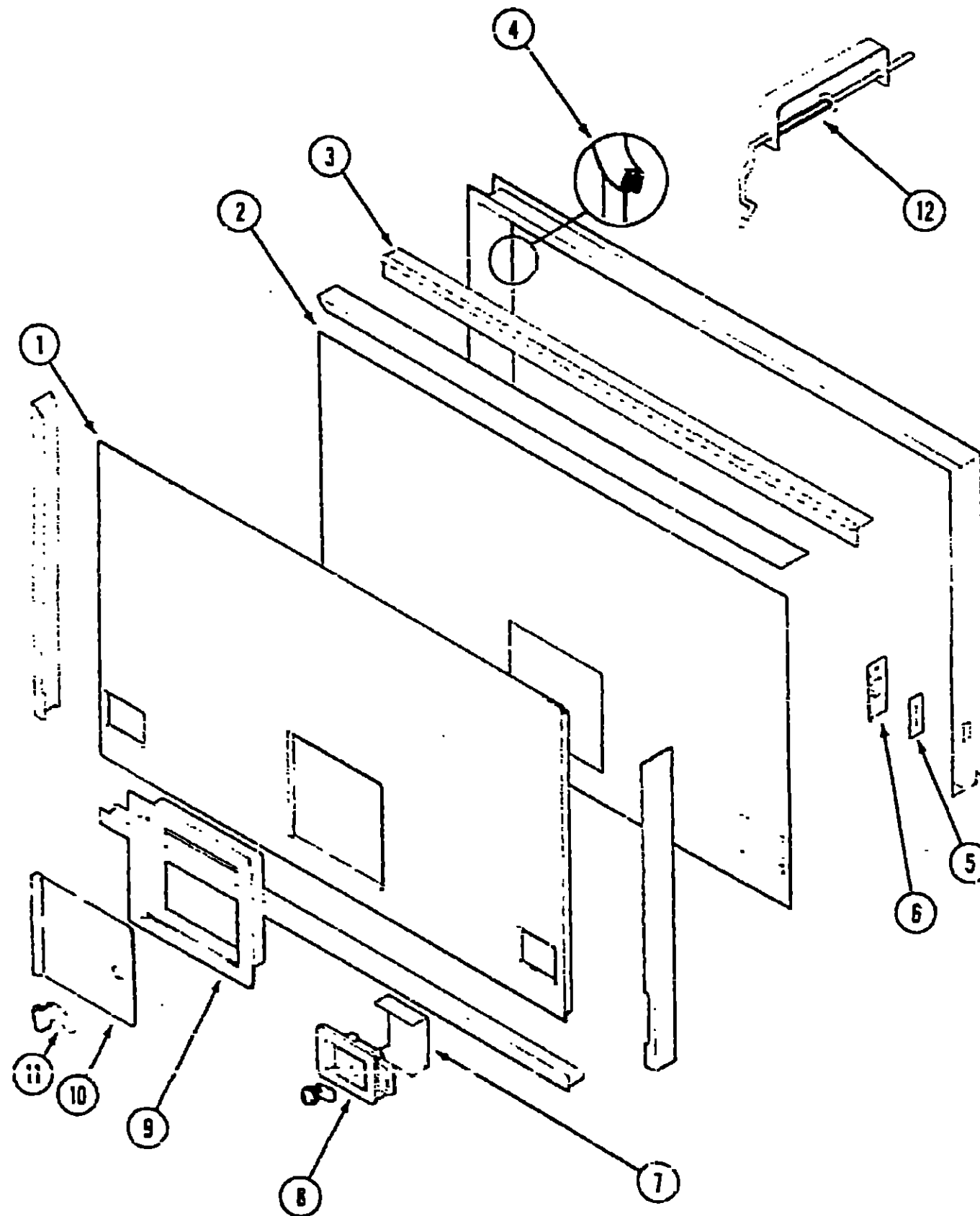
INTRODUCTION	A-01 - A-02
ABBREVIATIONS	A-03
ALPHABETICAL/GROUP REFERENCE	A-04 - A-06
WC/FM31RQ	A-07 - F-02
WC/FM34RA	F-03 - J-16

1990 WC/FM34RA INDEX

Floor Plan	F-03 - F-04
Accessories Group	F-05 - F-08
Bath Group	F-09 - F-11
Bedroom Group	F-12 - F-15
Chassis Group	F-16 - G-07
Curtain, Cushion & Pad Group	G-08 - G-17
Dinette Group	G-18 - G-20
Driver's Compartment Group	G-21 - H-01
Electrical Group	H-02 - H-03
Exterior Body Group	H-07 - H-15
Galley Group	H-16 - H-20
Heating & Air Conditioning Group	H-21 - H-22
Interior Finish Group	H-23 - H-24
Labels Group	I-01 - I-09
LP Group	I-10
Lounge Group	I-11 - I-14
Sealants & Fasteners Group	I-15 - I-16
Water & Sewage Group	I-17 - I-19
Window, Vent & Exterior Door Group	I-20 - J-16

WINDOW, VENT & EXTERIOR DOOR GROUP (CONTINUED)

LUGGAGE & GENERATOR DOORS



I-21

Key	Part Number	U/M	Description
1	M03044-02-Y15	EA	Insert Asm. - Compartment Doors - 4' x 8' - Beige - Fiberglass/Styrofoam
2a	096782-02-01A	EA	Door Liner - Metal - Generator
2b	089095-05-000	EA	Door Liner
2c	089097-01-000	EA	Door Liner - LP
2d	063095-05-000	EA	Door Liner
2e	089095-03-000	EA	Door Liner
2f	089097-07-000	EA	Door Liner
2g	089095-09-000	EA	Door Liner
2h	089094-23-000	EA	Door Liner
2i	089094-25-000	EA	Door Liner
3	061801-01-000	EA	Hinge - 2" x 96" - Beige
4	064075-07-000	FT	Bulb Seal
5	081067-02-000	EA	Seal
6	086809-01-000	EA	Strike
7	086810-02-000	EA	Bracket
8	000G11-08-12T	EA	Screw - #8 - 18 x 3/4" PPH - Black
9	065730-04-000	EA	Paddle Latch Asm. w/lock
10	052424-02-000	EA	Paddle Latch Asm. w/o Lock
11	052423-02-000	EA	Door Jamb
12	042442-01-000	EA	Door
	072917-01-000	EA	Lock Asm. - Twist Type
	039984-01-000	EA	Prop Rod Asm.
	092469-01-000	EA	Prop Rod Asm. - Generator & LP Doors
	092636-01-000	EA	Prop Rod End Cap (Black)
	092639-01-000	EA	Prop Rod Spring
	062628-01-000	EA	Prop Rod
	096490-01-000	EA	Prop Rod Bracket
	008386-01-000	EA	Clip - Prop Rod - Generator & LP Doors
		EA	Bracket - Prop Rod - Generator & LP Doors
		EA	Snap Grommet - 3/8" - Generator & LP Doors

1990 WINNEBAGO TABLE OF CONTENTS

INTRODUCTION	A-01 - A-02
ABBREVIATIONS	A-03
ALPHABETICAL/GROUP REFERENCE	A-04 - A-05
WC/FM315Q	A-07 - F-02
WC/FM34RA	F-03 - J-15

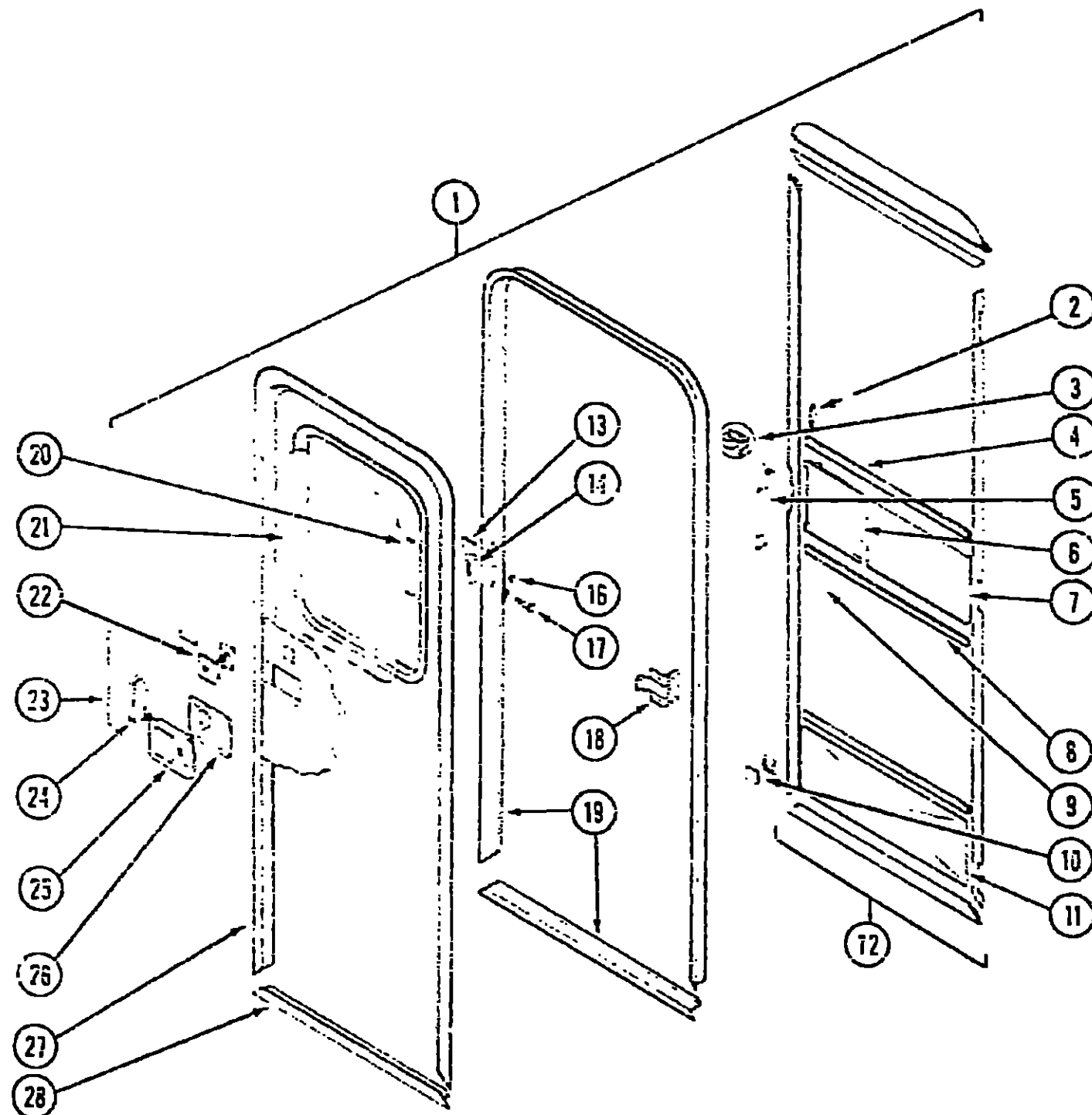
1990 WC/FM34RA INDEX

Floor Plan	F-03 - F-04
Accessories Group	F-05 - F-06
Bath Group	F-09 - F-11
Bedroom Group	F-12 - F-15
Chassis Group	F-16 - G-07
Curtain, Cushion & Pad Group	G-08 - G-17
Dinette Group	G-18 - G-20
Driver's Compartment Group	G-21 - H-01
Electrical Group	H-02 - H-06
Exterior Body Group	H-07 - H-15
Galley Group	H-16 - H-20
Heating & Air Conditioning Group	H-21 - H-22
Interior Finish Group	H-23 - H-24
Labels Group	I-01 - I-09
LP Group	I-10
Lounge Group	I-11 - I-14
Servants & Fasteners Group	I-15 - I-16
Water & Sewage Group	I-17 - I-19
Window, Vent & Exterior Door Group	I-20 - J-16

I-22

WINDOW, VENT & EXTERIOR DOOR GROUP (CONTINUED)

ENTRANCE DOOR



Key	Part Number	U/M	Description
1	MC1870-29-A51	EA	Door Asm. w/Screen Door
	075639-09-000	EA	Door Garnish - Off White
2	050712-03-000	EA	Door Handle - Screen Door
3	009018-01-000	EA	Roller Catch
4	078592-01-000	EA	Screen Door Mullion - Upper & Lower Slider
	078777-01-000	EA	Slider Channel (Mullion Insert)
5	079087-01-000	EA	Screen Door Slider Strike
6	079086-01-000	EA	Screen Door Slider
7	016454-01-000	EA	Screen Door Insert
8	002294-01-000	FT	Spline - Black
9	002293-02-000	SF	Window Screen - 26" Charcoal
10	085774-01-000	FT	Dual Lock Fastener - 1" Wide - Black
10	085774-02-000	FT	Dual Lock Fastener - 1" Wide - Black
11	078552-01-000	EA	Screen Door Insert - Lower
12	079012-01-T03	EA	Screen Door Asm.
13	077461-01-000	EA	Strike Cover
14	041546-03-000	EA	Angle Bracket
16	058803-01-000	EA	Plug - Tapered Plastic
17	039539-01-000	EA	Strike
18	073361-05-000	EA	Hinge
19	095277-02-02A	EA	Door Jamb
20	087561-01-000	FT	Window Seal
21	002181-05-000	EA	Glass
	079733-04-T03	EA	Window Asm. w/o Inside Frame
	067609-27-000	EA	Inside Frame - Window Asm.
22	101145-01-01A	EA	Deadbolt Asm. - Square - Black
	095229-01-700	EA	Key Blank - Dead Bolt
	101147-01-000	EA	Bolt - Security
23	075739-02-000	EA	Stiffener
	102524-01-000	EA	Bumper - Flat - Black Rubber
24	039540-01-000	EA	Latch Asm. - Hook
25	045017-10-000	EA	Latch Asm. - Plate - Black
	045017-11-701	EA	Key Blank - Door Latch Plate
26	039979-04-000	EA	Cover Asm. - Latch Plate - Black
27	095276-01-02A	EA	Door Frame - Beige
28	089748-02-000	EA	Door Frame - Bottom - Beige
	039984-01-000	EA	Cap - Black Vinyl - Lock Grip
	075673-01-000	FT	Seal - Pile - Adhesive Back
	075671-01-000	FT	Seal - Sponge - Lazy T Shape
	081914-01-000	EA	Bumper - Round - Black Rubber
	100128-02-000	FT	Seal - Screen Door

1990 WINNEBAGO TABLE OF CONTENTS

INTRODUCTION	A-01 - A-02
ABBREVIATIONS	A-03
ALPHABETICAL/GROUP REFERENCE	A-04 - A-06
WC/FM31RQ	A-07 - F-02
WC/FM34RA	F-03 - J-16

1990 WC/FM34RA INDEX

Floor Plan	F-03 - F-04
Accessories Group	F-05 - F-08
Bath Group	F-09 - F-11
Bedroom Group	F-12 - F-15
Chassis Group	F-16 - G-07
Curtain, Cushion & Pad Group	G-08 - G-17
Dinette Group	G-18 - G-20
Driver's Compartment Group	G-21 - H-01
Electrical Group	H-02 - H-06
Exterior Body Group	H-07 - H-15
Galley Group	H-16 - H-20
Heating & Air Conditioning Group	H-21 - H-22
Interior Finish Group	H-23 - H-24
Labels Group	I-01 - I-09
LP Group	I-10
Lounge Group	I-11 - I-14
Sealants & Fasteners Group	I-15 - I-16
Water & Sewage Group	I-17 - I-19
Window, Vent & Exterior Door Group	I-20 - J-16

WINDOW, VENT & EXTERIOR DOOR GROUP (CONTINUED)

DRIVER DOOR

Key	Part Number	U/M	Description
1	M89487-01-AB1	EA	Door Asm. - Complete
2	089458-01-000	EA	Door Frame - Upper
3	089459-01-000	EA	Window Frame - Outer
4	081488-02-000	EA	Glass
5	081911-01-000	EA	Glass Setting Tape
6	081907-02-000	EA	Regulator Asm.
7	083454-01-000	EA	Glass Run Channel - Aluminum - Black
8	082240-02-000	EA	Glass Run Channel - Aluminum - Black
9	081910-02-000	EA	Glass Run Channel - Seal - 10'
10	083461-01-000	EA	Window Frame - Inner
11	079370-01-000	FT	Vinyl Screw Cover - Beige
12	046886-03-000	EA	Ashtray
13	064580-03-000	EA	Check Strap
14	061400-06-000	EA	Assist Strap
15	094575-01-000	EA	Window Crank
16	099840-01-01A	EA	Door Threshold (Inner) (not included in Door Asm.)
17	099841-01-01A	EA	Door Threshold (Outer) (not included in Door Asm.)
18	0L2471-02-000	EA	Trim Panel
19	081905-02-000	EA	Control Knob - Slide Bolt
20	081903-01-000	EA	Knob Shaft
21	081487-01-000	EA	Slide Bolt Housing
22	081906-01-000	EA	Slide Bolt
23	R77006-50-326	EA	Interior Door Handle
24	076542-04-000	EA	Control Rod - Latch
25	073110-03-000	EA	Control Link Rod - Lock
26	082107-02-000	EA	Door Handle Escutcheon
27	073303-03-000	EA	Latch Asm.
28	R77007-56-702	EA	Lock Asm.
29	R77007-05-374	EA	Seal
30	083223-01-000	EA	Key Lock Asm.
31	R77013-48-165	EA	Door Lock Catch
32	R77040-01-538	EA	Door Handle
33	085007-08-000	EA	Door Frame - Lower
34	084465-01-000	EA	Door Stop Block - Jamb
35	084465-02-000	EA	Door Stop Block - Door
	082472-01-000	EA	Glass Retainer Channel
	089455-03-000	EA	Door Frame - Upper Rear
	069463-04-000	EA	Door Jamb Asm. (Not Included in Door Asm.)
	063993-01-000	EA	Hinge
	082150-02-000	FT	Door Sponge Seal
	083551-01-000	EA	Jamb Sponge Seal - Lazy T Shape

1990 WINNEBAGO TABLE OF CONTENTS

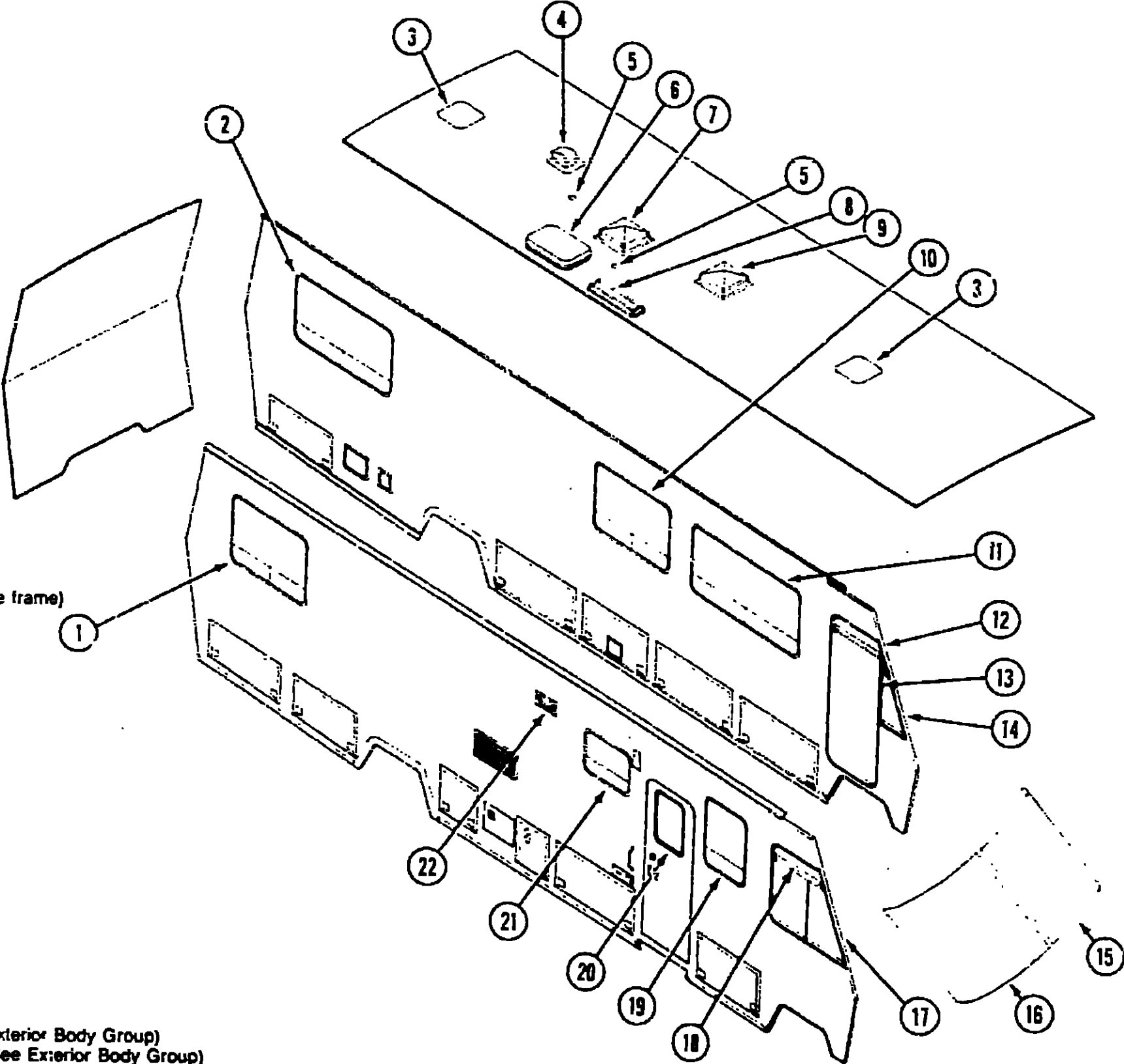
INTRODUCTION	A-01 - A-02
ABBREVIATIONS	A-03
ALPHABETICAL/GROUP REFERENCE	A-04 - A-06
WC/FM31RQ	A-07 - F-02
WC/FM34RA	F-03 - J-16

1990 WC/FM34RA INDEX

Floor Plan	F-03 - F-04
Accessories Group	F-05 - F-06
Bath Group	F-07 - F-11
Bedroom Group	F-12 - F-15
Chassis Group	F-16 - G-07
Curtain, Cushion & Pad Group	G-08 - G-17
Dinette Group	G-18 - G-20
Driver's Compartment Group	G-21 - H-01
Electrical Group	H-02 - H-06
Exterior Body Group	H-07 - H-15
Galley Group	H-16 - H-20
Heating & Air Conditioning Group	H-21 - H-22
Interior Finish Group	H-23 - H-24
Labels Group	I-01 - I-09
LP Group	I-10
Lounge Group	I-11 - I-14
Sealants & Fasteners Group	I-15 - I-16
Water & Sewage Group	I-17 - I-19
Window, Vent & Exterior Door Group	I-20 - J-16

WINDOW, VENT & EXTERIOR DOOR GROUP (CONTINUED)

WINDOWS & VENTS



Key	Part Number	U/M	Description
1	092234-01-Y12	EA	Window Asm. - Double Tipout (w/o inside frame)
1	090893-07-01A	EA	Inside Frame
2	095160-01-01A	EA	Window Asm. - Double Tipout Escape (w/o inside frame)
2	095160-02-01A	EA	Inside Frame
3	090392-01-Y12	EA	Roof Vent - Non-Powered
4	097848-01-000	EA	Vent - Washer/Dryer (Option 21T)
5	083558-01-000	EA	Roof Vent Pipe Cap
6	080507-01-000	EA	Skylight Panel - Outer
6	080508-01-000	EA	Skylight Panel - Inner
7	090393-01-Y12	EA	Roof Vent - Powered (Bath) USA
7	064469-08-000	EA	Roof Vent - Powered (Bath) CSA
8	084073-01-000	EA	Roof Vent Cap - Refrigerator
8	084073-04-000	EA	Roof Vent Base - Refrigerator
9	090392-01-Y12	EA	Roof Vent - Non-Powered
9	084079-06-000	EA	Roof Vent - Powered (Option 41M)
10	092234-01-Y12	EA	Window Asm. - Double Tipout (w/o inside frame)
10	090893-07-01A	EA	Inside Frame
11	092234-03-Y12	EA	Window Asm. - Double Tipout (w/o inside frame)
11	090893-09-01A	EA	Inside Frame
12	089619-02-X14	EA	Window Asm. - Vista (w/o inside frame)
12	089727-06-000	EA	Inside Frame
13	081488-02-000	EA	Door Glass Only - Rollup
14	099933-01-Y12	EA	Window Asm. - Slant (w/o inside frame)
14	099932-01-01A	EA	Inside Frame
15	088793-02-000	EA	Windshield Glass - Driver (Molding Trim - See Exterior Body Group)
15	088793-01-000	EA	Windshield Glass - Passenger (Molding, Trim - See Exterior Body Group)
17	089607-01-X14	EA	Window Asm. - Slant Slider (w/o inside frame)
17	089603-01-AB1	EA	Inside Frame w/Slider Screen
18	089519-01-X14	EA	Window Asm. - Vista (w/o inside frame)
18	089727-05-000	EA	Inside Frame
19	032235-06-Y12	EA	Window Asm. - Single Tipout (w/o inside frame)
19	090893-06-01A	EA	Inside Frame
20	079733-04-T03	EA	Window Asm. - Entrance Door (w/o inside frame)
20	067609-27-000	EA	Inside Frame
21	092235-09-Y12	EA	Window Asm. - Single Tipout (w/o inside frame)
21	090893-02-01A	EA	Inside Frame
22	092698-01-02A	EA	Vent w/Door - Range Hood

1990 WINNEBAGO
TABLE OF CONTENTS

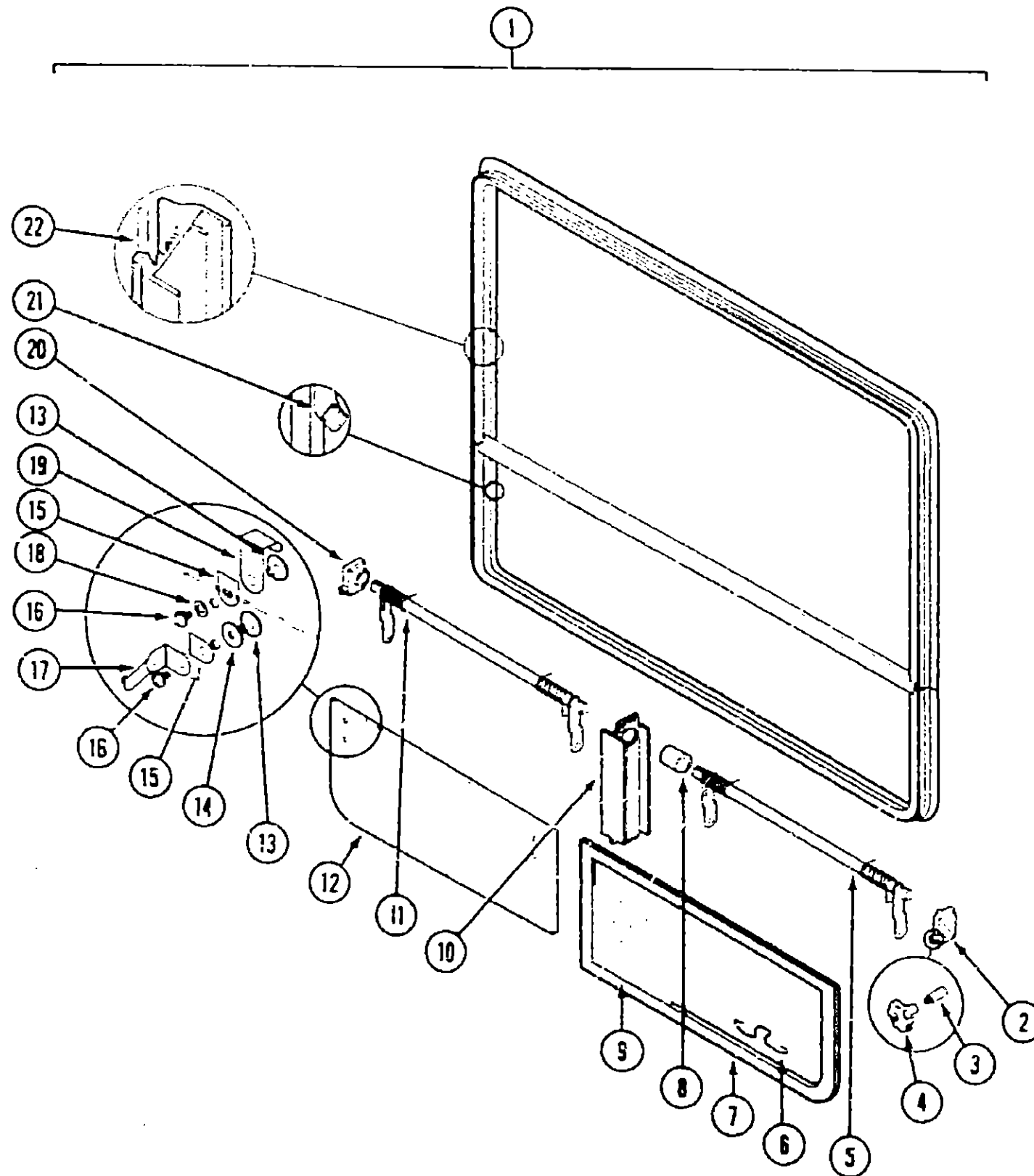
INTRODUCTION	A-01 - A-02
ABBREVIATIONS	A-03
ALPHABETICAL/GROUP REFERENCE	A-04 - A-06
WC/FM31RO	A-07 - F-02
WC/FM34RA	F-03 - J-16

1990 WC/FM34RA INDEX

Floor Plan	F-03 - F-04
Accessories Group	F-05 - F-08
Bath Group	F-09 - F-11
Bedroom Group	F-12 - F-15
Chassis Group	F-16 - G-07
Curtain, Cushion & Pad Group	G-08 - G-17
Dinette Group	G-18 - G-20
Driver's Compartment Group	G-21 - H-01
Electrical Group	H-02 - H-06
Exterior Body Group	H-07 - H-15
Galley Group	H-16 - H-20
Heating & Air Conditioning Group	H-21 - H-22
Interior Finish Group	H-23 - H-24
Labels Group	I-01 - I-09
LP Group	I-10
Lounge Group	I-11 - I-14
Sealants & Fasteners Group	I-15 - I-16
Water & Sewage Group	I-17 - I-19
Window, Vent & Exterior Door Group	I-20 - J-16

WINDOW, VENT & EXTERIOR DOOR GROUP (CONTINUED)

BEDROOM & DINETTE DOUBLE TIPOUT WINDOW



Key	Part Number	U/M	Description
1	092234-01-Y12	EA	Window Asm. - Double Tipout
	090893-07-01A	EA	Inside Frame (not included w/Window Assembly)
2	035302-01-000	EA	Operator Drive - Right Side
3	090025-01-000	EA	Extension - Window Knob (not included w/Window Assembly)
4	067052-02-000	EA	Window Knob - Beige (not included w/Window Assembly)
	069371-01-000	EA	Screw - Window Knob (not included w/Window Assembly)
4	101290-01-01A	EA	Window Knob - Brass (not included w/Window Assembly)
	101289-01-01A	EA	Screw - Window Knob - Brass (not included w/Window Assembly)
5	083227-05-000	EA	Torque Tube Asm.
6	100168-01-000	EA	Screen Clip
7	100234-02-B07	EA	Screen Asm. - Right Side (Illustrated)
	100234-01-B07	EA	Screen Asm. - Left Side (Not Illustrated)
8	088516-51-001	EA	Torque Tube Sleeve
9	080218-03-000	SF	Window Screen - 12"
	100240-01-000	FT	Window Screen Spline
10	088803-01-01A	EA	Mullion - Black
11	083228-06-000	EA	Torque Tube Asm.
12	084068-20-000	EA	Glass - 1/8" x 9 1/4" x 20 1/4" - Right or Left Side
13	086762-01-000	EA	Window T-Nut
14	068927-03-000	EA	Seal - Rubber
15	084473-01-000	EA	Seal - Rubber
16	086763-01-000	EA	Screw - #10 - 32 x 1/4" PTH
17	097578-01-000	EA	Connecting Rod Asm.
	084453-01-000	EA	Plastic Washer - .06 x .50 x .135
	085315-01-000	EA	Shoulder Rivet
	081649-01-000	EA	Snap Ring Clip
18	084453-02-000	EA	Plastic Washer - .06 x .50 x .25
19	089913-01-000	EA	Hinge
20	035302-02-000	EA	Operator Drive - Left Side
21	084067-01-000	FT	Seal - Sponge Rubber
22	059640-06-000	FT	Ribbon Seal (not included w/Window Assembly)

1990 WINNEBAGO TABLE OF CONTENTS

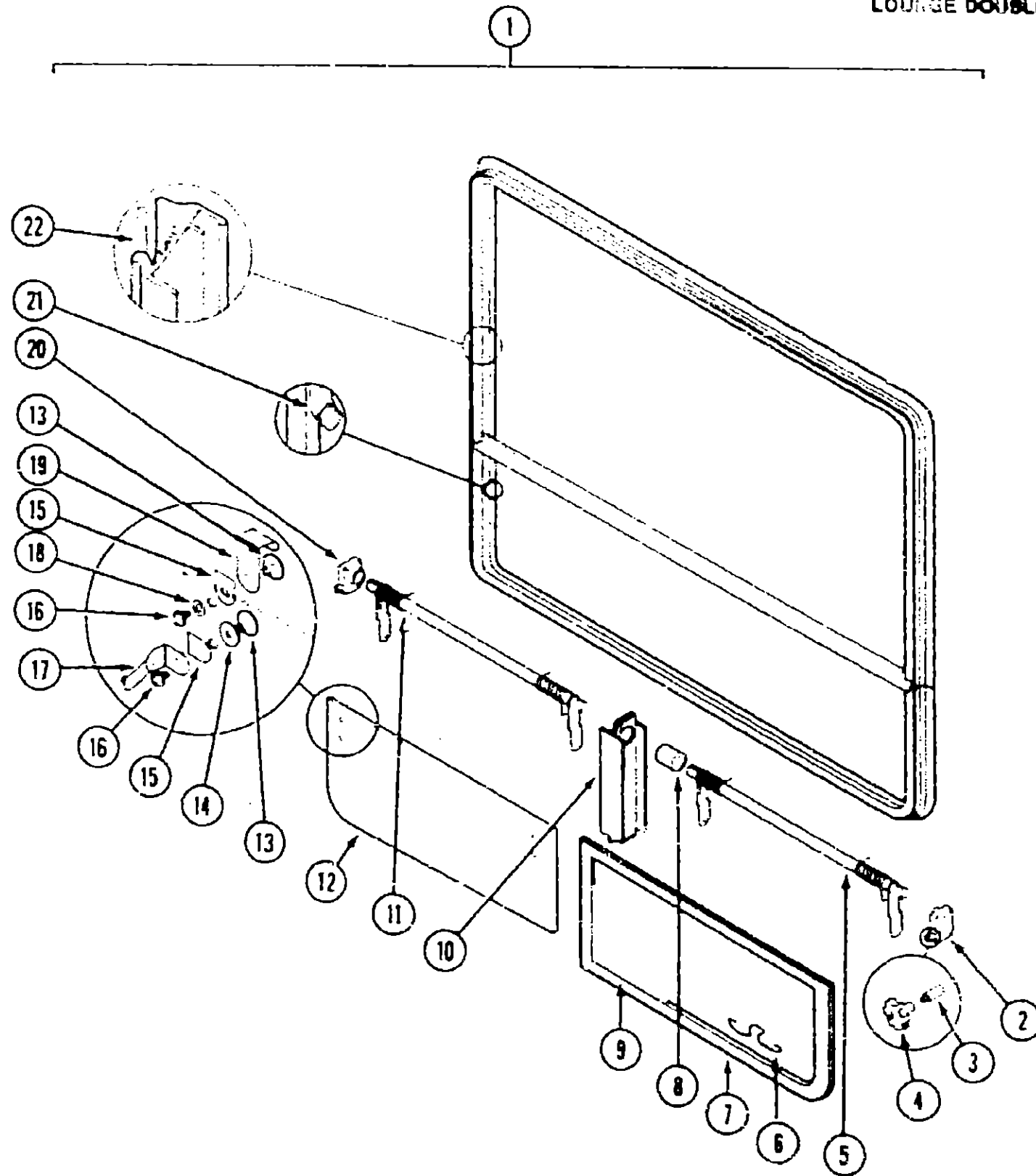
INTRODUCTION	A-01 - A-02
ABBREVIATIONS	A-03
ALPHABETICAL/GROUP REFERENCE	A-04 - A-06
WC/FM31RQ	A-07 - F-02
WC/FM34RA	F-03 - J-16

1990 WC/FM34RA INDEX

Floor Plan	F-03 - F-04
Accessories Group	F-05 - F-08
Bath Group	F-09 - F-11
Bedroom Group	F-12 - F-15
Chassis Group	F-16 - G-07
Curtain, Cushion & Pad Group	G-08 - G-17
Dinette Group	G-18 - G-20
Driver's Compartment Group	G-21 - H-01
Electrical Group	H-02 - H-06
Exterior Body Group	H-07 - H-15
Galley Group	H-16 - H-20
Heating & Air Conditioning Group	H-21 - H-22
Interior Finish Group	H-23 - H-24
Labels Group	I-01 - I-09
LP Group	I-10
Lounge Group	I-11 - I-14
Sealants & Fasteners Group	I-15 - I-16
Water & Sewage Group	I-17 - I-19
Window, Vent & Exterior Door Group	I-20 - J-16

WINDOW, VENT & EXTERIOR DOOR GROUP (CONTINUED)

LOUNGE DOUBLE TIPOUT WINDOW



Key	Part Number	U/M	Description
1	092234-03-Y12	EA	Window Asm. - Double Tipout
	090893-09-01A	EA	Inside Frame (not included w/Window Assembly)
2	035302-01-000	EA	Operator Drive - Right Side
3	090025-01-000	EA	Extension - Window Knob (not included w/Window Assembly)
4	067052-02-000	EA	Window Knob - Beige (not included w/Window Assembly)
	089371-01-000	EA	Screw - Window Knob (not included w/Window Assembly)
4	101290-01-01A	EA	Window Knob - Brass (not included w/Window Assembly)
	101209-01-01A	EA	Screw - Window Knob - Brass (not included w/Window Assembly)
5	083227-08-000	EA	Torque Tube Asm.
6	100188-01-000	EA	Screen Clip
7	100234-06-B07	EA	Screen Asm. - Right Side (Illustrated)
	100234-05-B07	EA	Screen Asm. - Left Side (Not Illustrated)
8	088816-51-001	EA	Torque Tube Sleeve
9	080218-03-000	SF	Window Screen - 12"
	100240-01-000	FT	Window Screen Spline
10	088803-01-01A	EA	Mullion - Black
11	083228-08-000	EA	Torque Tube Asm.
12	084068-22-000	EA	Glass - 1/8" x 9 1/4" x 30" - Left or Right Side
13	086762-01-000	EA	Window T-Nut
14	068927-03-000	EA	Seal - Rubber
15	084473-01-000	EA	Seal - Rubber
16	086763-01-000	EA	Screw - #10 - 32 x 1/4" PTH
17	097578-01-000	EA	Connecting Rod Asm.
	084453-01-000	EA	Plastic Washer - .06 x .50 x .135
	085315-01-000	EA	Shoulder Rivet
	081649-01-000	EA	Snap Ring Clip
18	084453-02-000	EA	Plastic Washer - .06 x .50 x .25
19	089913-01-000	EA	Hinge
20	035302-02-000	EA	Operator Drive - Left Side
21	084057-01-000	FT	Seal - Sponge Rubber
22	059641-06-000	FT	Ribbon Seal (not included w/Window Assembly)

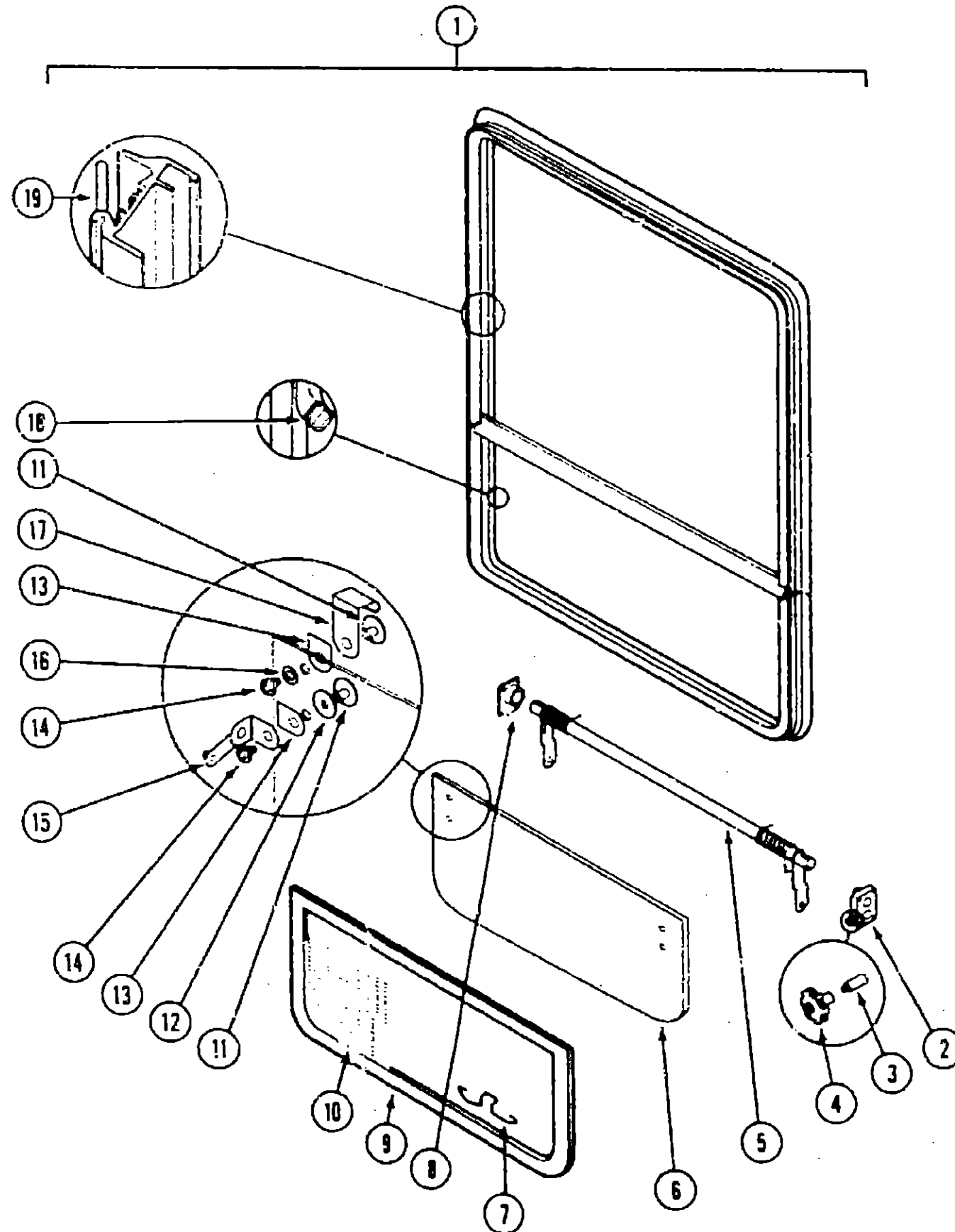
1990 WINNEBAGO TABLE OF CONTENTS

INTRODUCTION	A-01 - A-02
ABBREVIATIONS	A-03
ALPHABETICAL/GROUP REFERENCE	A-04 - A-06
WC/FM31RQ	A-07 - F-02
WC/FM34RA	F-03 - J-16

1990 WC/FM34RA INDEX

Floor Plan	F-03 - F-04
Accessories Group	F-05 - F-08
Bath Group	F-09 - F-11
Bedroom Group	F-12 - F-15
Chassis Group	F-16 - G-07
Curtain, Cushion & Pad Group	G-08 - G-17
Dinette Group	G-18 - G-20
Driver's Compartment Group	G-21 - H-01
Electrical Group	H-02 - H-06
Exterior Body Group	H-07 - H-15
Galley Group	H-16 - H-20
Heating & Air Conditioning Group	H-21 - H-22
Interior Finish Group	H-23 - H-24
Labels Group	I-01 - I-09
LP Group	I-10
Lounge Group	I-11 - I-14
Sealants & Fasteners Group	I-15 - I-16
Water & Sewage Group	I-17 - I-19
Window, Vent & Exterior Door Group	I-20 - J-16

WINDOW, VENT & EXTERIOR DOOR GROUP (CONTINUED)



LOUNGE SINGLE TIPOUT WINDOW

Key	Part Number	U/M	Description
1	092235-06-Y12	EA	Window Asm. - Single Tipout
	090893-06-01A	EA	Inside Frame (not included w/Window Assembly)
2	035302-01-000	EA	Operator Drive
3	090025-01-000	EA	Extension - Window Knob (not included w/Window Assembly)
4	067052-02-000	EA	Window Knob - Beige (not included w/Window Assembly)
	089371-01-000	EA	Screw - Window Knob (not included w/Window Assembly)
4	101290-01-01A	EA	Window Knob - Brass (not included w/Window Assembly)
	101289-01-01A	EA	Screw - Window Knob - Brass (not included w/Window Assembly)
5	083150-14-000	EA	Torque Tube Asm.
6	064068-19-000	EA	Glass - 2.9 mm x 234.7 mm x 558.5 mm
7	100168-01-000	EA	Screen Clip
8	081354-01-000	EA	Torque Tube Sleeve
9	100235-06-B07	EA	Screen Asm.
10	080218-03-000	SF	Window Screen - 12"
	100240-01-000	FT	Window Screen Spline
11	086762-01-000	EA	Window T-Nut
12	068927-03-000	EA	Seal - Rubber
13	084473-01-000	EA	Seal - Rubber
14	086763-01-000	EA	Screw - #10 - 32 x 1/4" PTH
15	097578-01-000	EA	Connecting Rod Asm.
	084453-01-000	EA	Plastic Washer - .06 x .50 x .135
	085315-01-000	EA	Shoulder Rivet
	081649-01-000	EA	Snap Ring Clip
16	084453-02-000	EA	Plastic Washer - .06 x .50 x .25
17	089913-01-000	EA	Hinge
18	084067-01-000	FT	Seal - Sponge Rubber
19	069640-06-000	FT	Ribbon Sealer (not included w/Window Assembly)

GALLEY SINGLE TIPOUT WINDOW

Key	Part Number	U/M	Description
1	092235-09-Y12	EA	Window Asm. - Single Tipout
	090893-02-01A	EA	Inside Frame (not included w/Window Assembly)
2	035302-01-000	EA	Operator Drive
3	009439-06-000	EA	Extension - Window Knob (not included w/Window Assembly)
4	009439-05-000	EA	Window Knob - Black (not included w/Window Assembly)
	009439-07-000	EA	Screw - Window Knob (not included w/Window Assembly)
5	083150-10-000	EA	Torque Tube Asm.
6	064068-15-000	EA	Glass - 2.9 mm x 234.7 mm x 622.5 mm
7	100168-01-000	EA	Screen Clip
8	081354-01-000	EA	Torque Tube Sleeve
9	100235-02-B07	EA	Screen Asm.
10	080218-03-000	SF	Window Screen - 12"
	100240-01-000	FT	Window Screen Spline
11	086762-01-000	EA	Window T-Nut
12	068927-03-000	EA	Seal - Rubber
13	084473-01-000	EA	Seal - Rubber
14	086763-01-000	EA	Screw - #10 - 32 x 1/4" PTH
15	097578-01-000	EA	Connecting Rod Asm.
	084453-01-000	EA	Plastic Washer - .06 x .50 x .135
	085315-01-000	EA	Shoulder Rivet
	081649-01-000	EA	Snap Ring Clip
16	084453-02-000	EA	Plastic Washer - .06 x .50 x .25
17	089913-01-000	EA	Hinge
18	084067-01-000	FT	Seal - Sponge Rubber
19	069640-06-000	FT	Ribbon Sealer (not included w/Window Assembly)

1990 WINNEBAGO TABLE OF CONTENTS

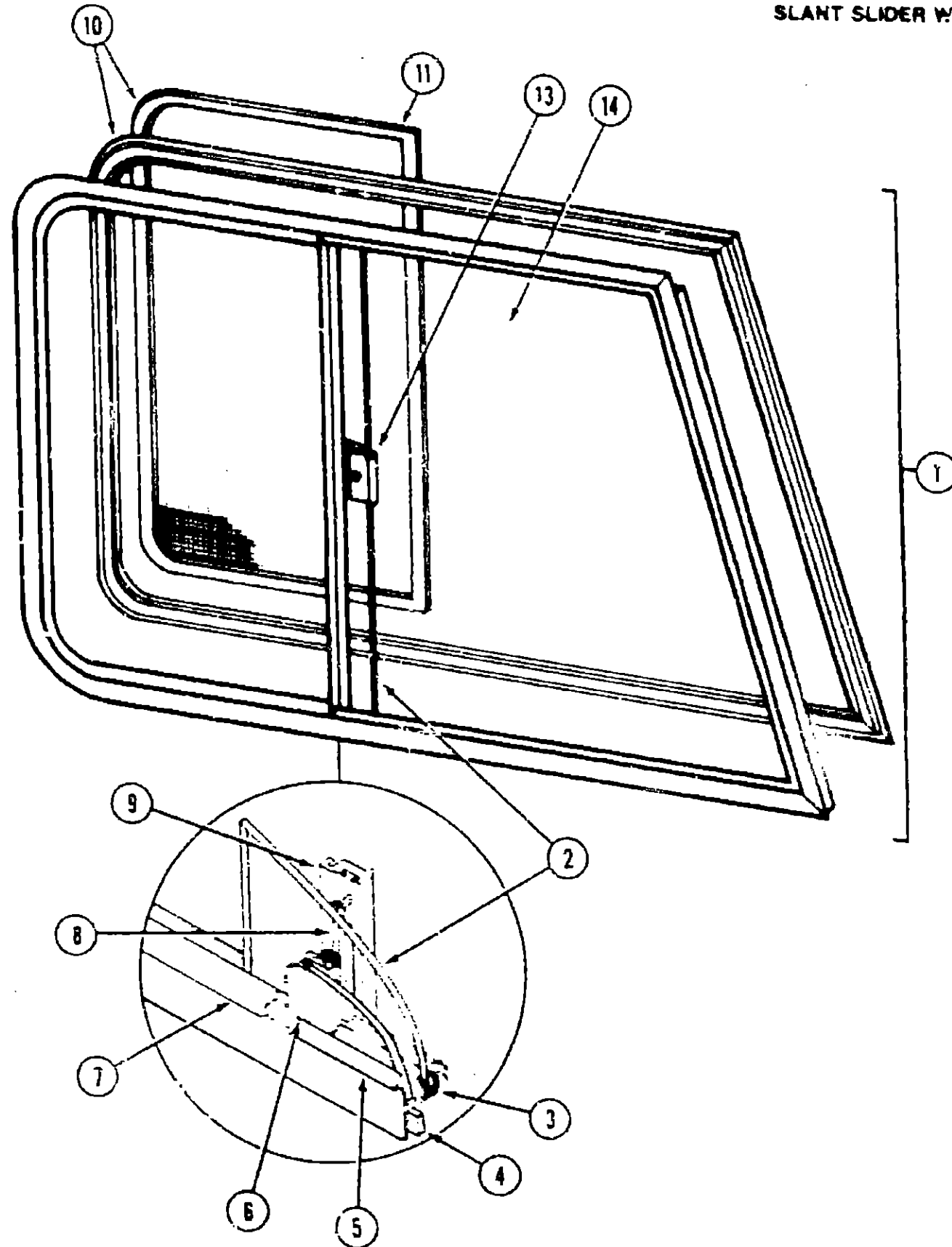
INTRODUCTION	A-01 - A-02
ABBREVIATIONS	A-03
ALPHABETICAL/GROUP REFERENCE	A-04 - A-05
WC/FM31RQ	A-07 - F-02
WC/FM34RA	F-03 - J-16

1990 WC/FM34RA INDEX

Floor Plan	F-03 - F-04
Accessories Group	F-05 - F-08
Bath Group	F-09 - F-11
Bedroom Group	F-12 - F-15
Chassis Group	F-16 - G-07
Curtain, Cushion & Pad Group	G-08 - G-17
Dinette Group	G-18 - G-20
Driver's Compartment Group	G-21 - H-01
Electrical Group	H-02 - H-06
Exterior Body Group	H-07 - H-15
Galley Group	H-16 - H-20
Heating & Air Conditioning Group	H-21 - H-22
Interior Finish Group	H-23 - H-24
Labels Group	I-01 - I-09
LP Group	I-10
Lounge Group	I-11 - I-14
Sealants & Fasteners Group	I-15 - I-16
Water & Sewage Group	I-17 - I-19
Window, Vent & Exterior Door Group	I-20 - J-16

WINDOW, VENT & EXTERIOR DOOR GROUP (CONTINUED)

SLANT SLIDER WINDOW - PASSENGER



Key	Part Number	U/M	Description
1	089607-01-X14	EA	Window Asm. - Front Slant (w/o inside frame or screen)
2	085298-01-000	EA	Glass - Slider
3	042077-01-000	FT	Channel - Weatherstrip - Glass Run - 1/8" Glass
4	069640-06-000	FT	Seal (not included in Window Asm.)
5	050216-02-000	FT	Spline - Glass Seal - Black)
6	002389-03-203	EA	Seal Holder - w/Fin Seal
7	041928-02-000	FT	Glass Seal - Black Vinyl
8	073740-01-000	FT	Fin Seal - .46" Pile Height
9	084170-07-000	EA	Inside Mullion - Slider Window - Black - w/Fin Seal
10	089603-01-AB1	EA	Inside Frame Asm. - w/Slider Screen
11	089602-01-X14	EA	Slider Screen Asm.
	061310-03-000	EA	Slider - Screen Handle
	002291-02-000	SF	Screen - 16" Charcoal
	002298-02-000	FT	Spline - Charcoal
	075364-01-000	EA	Slider Screen Track - Top
	078365-01-000	EA	Slider Screen Track - Bottom
13	047369-01-700	EA	Latch Kit - Plastic w/Fastener
14	057656-11-000	EA	Glass - Stationary
	002328-01-000	EA	Window Block - 1/8" x 3/16" x 1"
	023330-01-000	EA	Felt Pad - 3/8" Dia.
	079824-01-000	FT	Seal - C-Fold - 50"

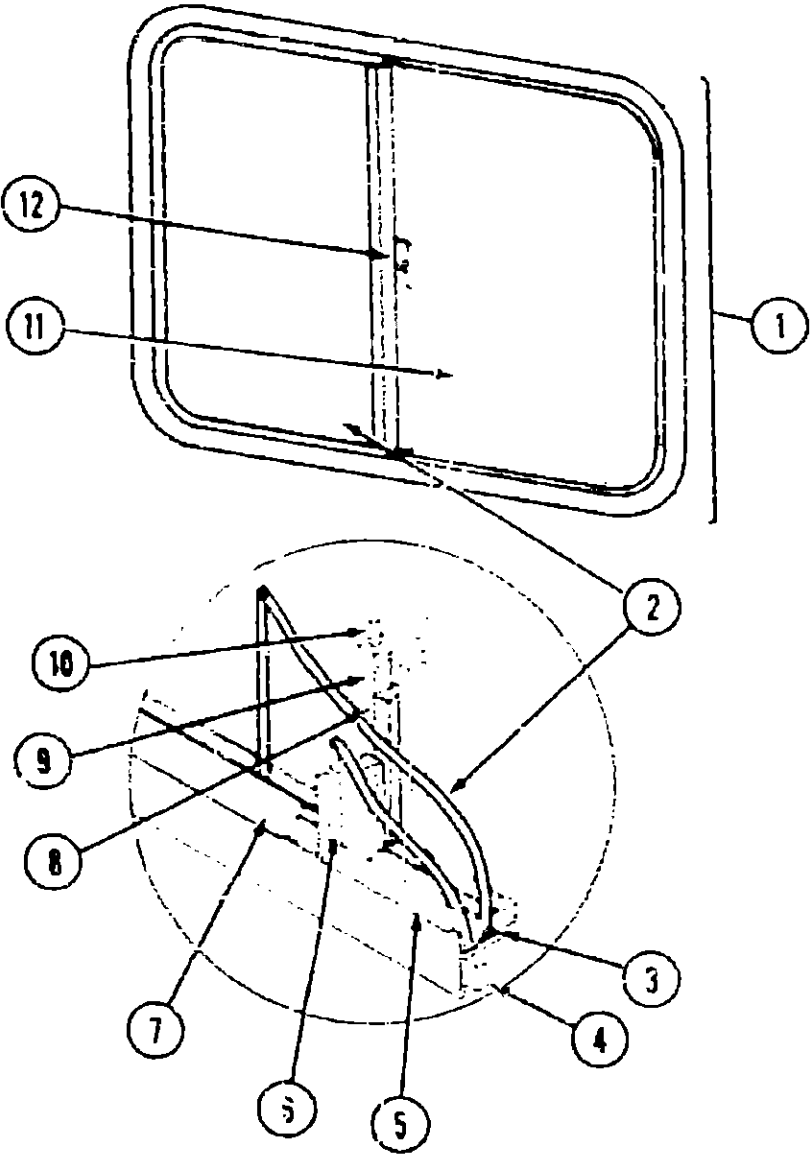
1990 WINNEBAGO TABLE OF CONTENTS

INTRODUCTION	A-01 - A-02
ABBREVIATIONS	A-03
ALPHABETICAL/GROUP REFERENCE	A-04 - A-06
WC/FM31RQ	A-07 - F-02
WC/FM34RA	F-03 - J-16

1990 WC/FM34RA INDEX

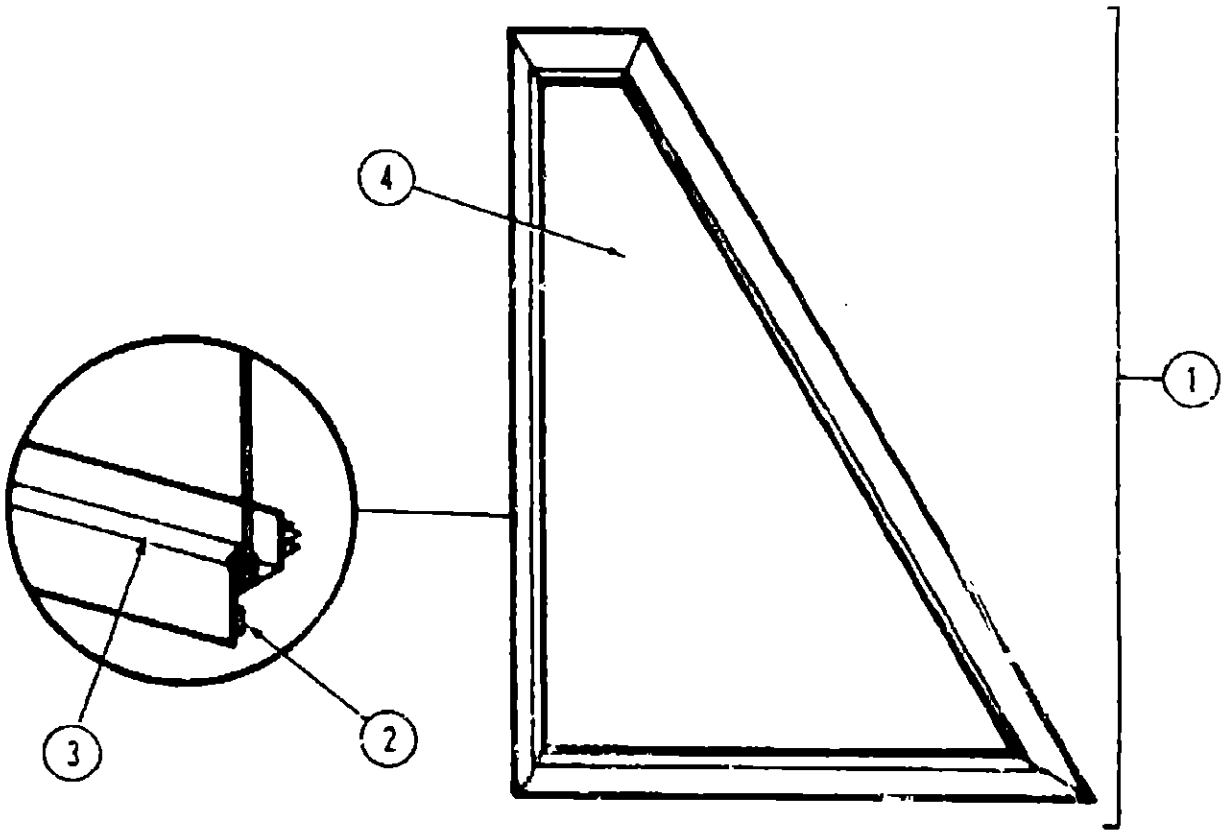
Floor Plan	F-03 - F-04
Accessories Group	F-05 - F-08
Bath Group	F-09 - F-11
Bedroom Group	F-12 - F-15
Chassis Group	F-16 - G-07
Curtain, Cushion & Pad Group	G-08 - G-17
Dinette Group	G-18 - G-20
Driver's Compartment Group	G-21 - H-01
Electrical Group	H-02 - H-05
Exterior Body Group	H-07 - H-15
Galley Group	H-16 - H-20
Heating & Air Conditioning Group	H-21 - H-22
Interior Finish Group	H-23 - H-24
Labels Group	I-01 - I-09
LP Group	I-10
Lounge Group	I-11 - I-14
Sealants & Fasteners Group	I-15 - I-16
Water & Sewage Group	I-17 - I-19
Window, Vent & Exterior Door Group	I-20 - J-16

WINDOW, VENT & EXTERIOR DOOR GROUP (CONTINUED)



GALLEY SLIDER WINDOW

Key	Part Number	U/M	Description
1	078266-02-T03	EA	Window Asm. - Single Slider - Black (w/o inside frame)
	083122-03-000	EA	Inside Frame - Beige (not included in assembly)
2	081980-05-000	EA	Glass - Sliding - 1/8" x 19" x 13.68"
3	002324-02-000	FT	Channel - Weatherstrip - Glass Run
4	069640-06-000	FT	Ribbon Seal - 5/16" Bead (not included in assembly)
5	002309-02-000	EA	Spline - Glass - 1/8" - Black
6	M09886-03-011	EA	Seal - Holder w/Fin Seal - Black
7	024095-02-000	FT	Seal - V/Inflow Channel - Black
8	073740-01-000	FT	Fin Seal - .460 Pile
9	084170-02-000	EA	Mullion - Slider Window Black
10	002298-02-000	FT	Spline - .130" Dia. - Charcoal (Black)
11	081984-03-000	EA	Glass - Stationary - 1/8" x 19" x 12.3"
12	047369-01-000	EA	Latch Kit - Window - Plastic
	002292-02-000	SF	Screen - Window - 20" Charcoal
	002328-01-000	EA	Window Block - 1/8" x 3/16" x 1"
	002320-01-000	EA	Felt Pad - 3/8" Dia.



SLANT WINDOW - DRIVER

Key	Part Number	U/M	Description
1	099933-01-Y12	EA	Window Asm. - Slant (w/o inside frame)
	099932-01-C1A	EA	Inside Frame - Black (not included in assembly)
2	069640-06-000	FT	Ribbon Seal - 5/16" Bead (not included in assembly)
3	050216-02-000	FT	Spline - Glass - .19" - Black
4	057656-13-000	EA	Glass - Slant - .19" x 29.11" x 13.98"
	002328-01-000	EA	Window Block - 1/8" x 3/16" x 1"

VISTA WINDOW - DRIVER

Key	Part Number	U/M	Description
	089619-02-X14	EA	Window Asm. - Vista (w/o inside frame)
	089727-06-000	EA	Inside Frame - Black (not included in assembly)
	089301-01-000	EA	Glass - Vista Window - Driver Side
	050216-02-000	FT	Spline - Glass - .19" - Black
	002328-01-000	EA	Window Block - 1/8" x 3/16" x 1"
	069640-06-000	FT	Ribbon Seal - 5/16" Bead (not included in assembly)

VISTA WINDOW - PASSENGER

Key	Part Number	U/M	Description
	089619-01-X14	EA	Window Asm. - Vista (w/o inside frame)
	089727-05-000	EA	Inside Frame - Black (not included in assembly)
	089301-01-000	EA	Glass - Vista Window - Passenger Side
	050216-02-000	FT	Spline - Glass - .19" - Black
	002328-01-000	EA	Window Block - 1/8" x 3/16" x 1"
	069640-06-000	FT	Ribbon Seal - 5/16" Bead (not included in assembly)

1990 WINNEBAGO
TABLE OF CONTENTS

INTRODUCTION	A-01 - A-02
ABBREVIATIONS	A-03
ALPHABETICAL/GROUP REFERENCE	A-04 - A-06
WC/FM31RQ	A-07 - F-02
WC/FM34RA	F-03 - J-16

1990 WC/FM34RA INDEX

Floor Plan	F-03 - F-04
Accessories Group	F-05 - F-06
Bath Group	F-09 - F-11
Bedroom Group	F-12 - F-15
Chassis Group	F-16 - G-07
Curtain, Cushion & Pad Group	G-08 - G-17
Dinette Group	G-18 - G-20
Driver's Compartment Group	G-21 - H-01
Electrical Group	H-02 - H-05
Exterior Body Group	H-07 - H-15
Galley Group	H-16 - H-20
Heating & Air Conditioning Group	H-21 - H-22
Interior Finish Group	H-23 - H-24
Labels Group	I-01 - I-09
LP Group	I-10
Lounge Group	I-11 - I-14
Sealants & Fasteners Group	I-15 - I-16
Water & Sewage Group	I-17 - I-19
Window, Vent & Exterior Door Group	I-20 - J-16

WINDOW, VENT & EXTERIOR DOOR GROUP (CONTINUED)

NON-POWERED ROOF VENT

Key	Part Number	U/M	Description
	090392-01-Y12	EA	Roof Vent Asm. - Non-Powered - w/o Screen
	051384-01-000	EA	Cover - Roof Vent
	052639-01-001	EA	Hinge
	009440-01-000	EA	Lift Mechanism
	009439-01-000	EA	Crank
	009439-02-000	EA	Knob
	009439-03-000	EA	Extension
	009439-04-000	EA	Screw - 8 - 32 x 1 1/4" POH
	002825-01-000	EA	Weatherstrip
	078786-01-Y12	EA	Screen Asm.
	002291-02-000	SF	Screen - 16" - Charcoal
	002298-02-000	FT	Spline

POWERED ROOF VENT (OPTION 41M)

Key	Part Number	U/M	Description
	064079-06-000	EA	Powered Roof Vent
	064079-01-700	EA	Cover - Roof Vent
	064079-07-701	EA	Screen Asm.
	064079-01-702	EA	Arm Lift Asm.
	064079-01-703	EA	Crank Knob
	064079-01-704	EA	Fan
	064079-01-705	EA	Motor
	064079-01-706	EA	12 Volt Wire Plug
	064079-01-707	EA	Safety Switch
	064079-01-708	EA	Reverse Switch
	064079-01-709	EA	3 Speed Switch
	064079-01-710	EA	Wall Thermostat
	064079-01-711	EA	H-Molding (Motor Mount)

POWERED ROOF VENT (BATH) (USA)

Key	Part Number	U/M	Description
	090393-01-Y12	EA	Powered Roof Vent
	051384-01-000	EA	Cover - Roof Vent
	052639-01-001	EA	Hinge
	002825-01-000	EA	Weatherstrip
	049549-01-000	EA	Motor Asm. - 12 Volt
	048649-01-000	EA	6" Plastic Fan - 6 Bladed
	008195-01-000	EA	Push Button Switch
	009440-01-000	EA	Lift Mechanism
	009439-01-000	EA	Crank
	009439-02-000	EA	Knob
	009439-03-000	EA	Extension
	009439-04-000	EA	Screw - 8 - 32 x 1 1/4" POH
	078785-01-Y12	EA	Screen Asm.
	002291-02-000	SF	Window Screen - 16" Charcoal
	002298-02-000	FT	Spline

POWERED ROOF VENT (BATH) (CSA)

Key	Part Number	U/M	Description
..	064469-08-000	EA	Powered Roof Vent
..	The illustrated parts breakdown for this item is provided on the Common Items Fiche.		

1990 WINNEBAGO
TABLE OF CONTENTS

INTRODUCTION	A-01 - A-02
ABBREVIATIONS	A-03
ALPHABETICAL/GROUP REFERENCE	A-04 - A-06
WC/FM31RQ	A-07 - F-02
WC/FM34RA	F-03 - J-16

1990 WC/FM34RA INDEX

Floor Plan	F-03 - F-04
Accessories Group	F-05 - F-08
Bath Group	F-09 - F-11
Bedroom Group	F-12 - F-15
Chassis Group	F-16 - G-07
Curtain, Cushion & Pad Group	G-08 - G-17
Dinette Group	G-18 - G-20
Driver's Compartment Group	G-21 - H-01
Electrical Group	H-02 - H-06
Exterior Body Group	H-07 - H-15
Galley Group	H-16 - H-20
Heating & Air Conditioning Group	H-21 - H-22
Interior Finish Group	H-23 - H-24
Labels Group	I-01 - I-09
LP Group	I-10
Lounge Group	I-11 - I-14
Sealants & Fasteners Group	I-15 - I-16
Water & Sewage Group	I-17 - I-19
Window, Vent & Exterior Door Group	I-20 - J-16