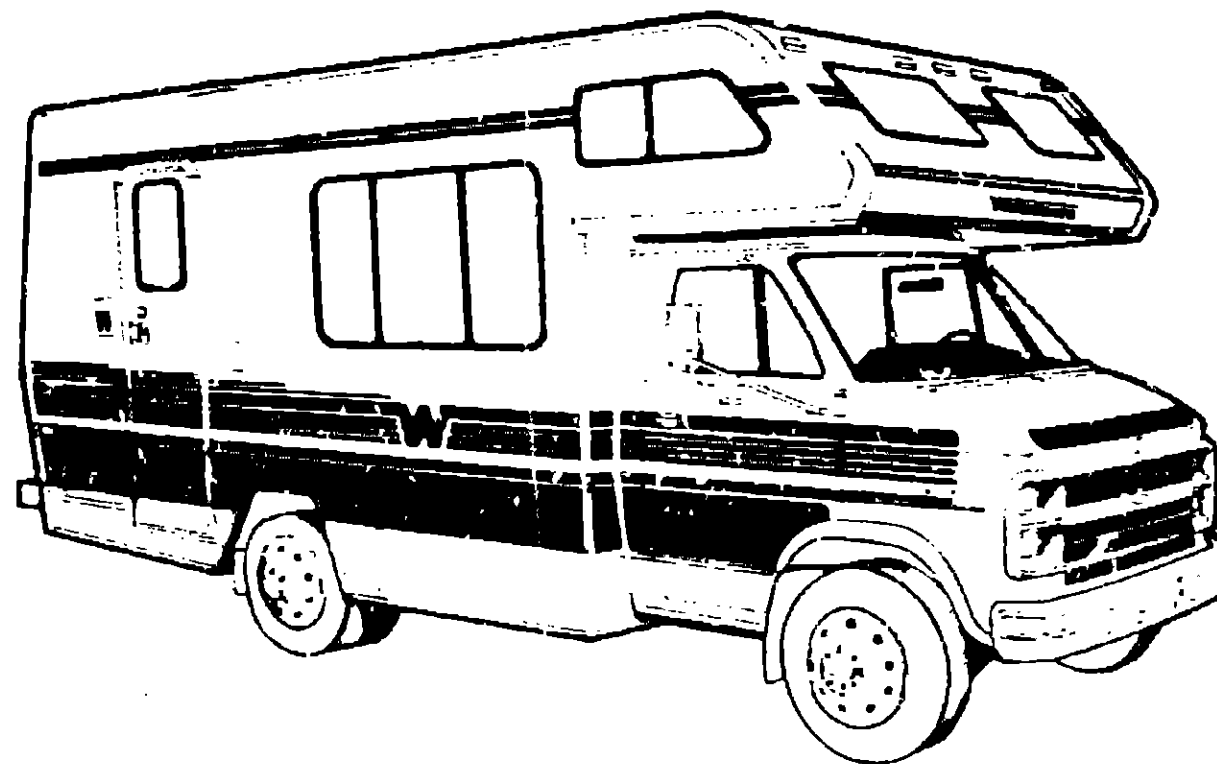


1990 WC/F321RG

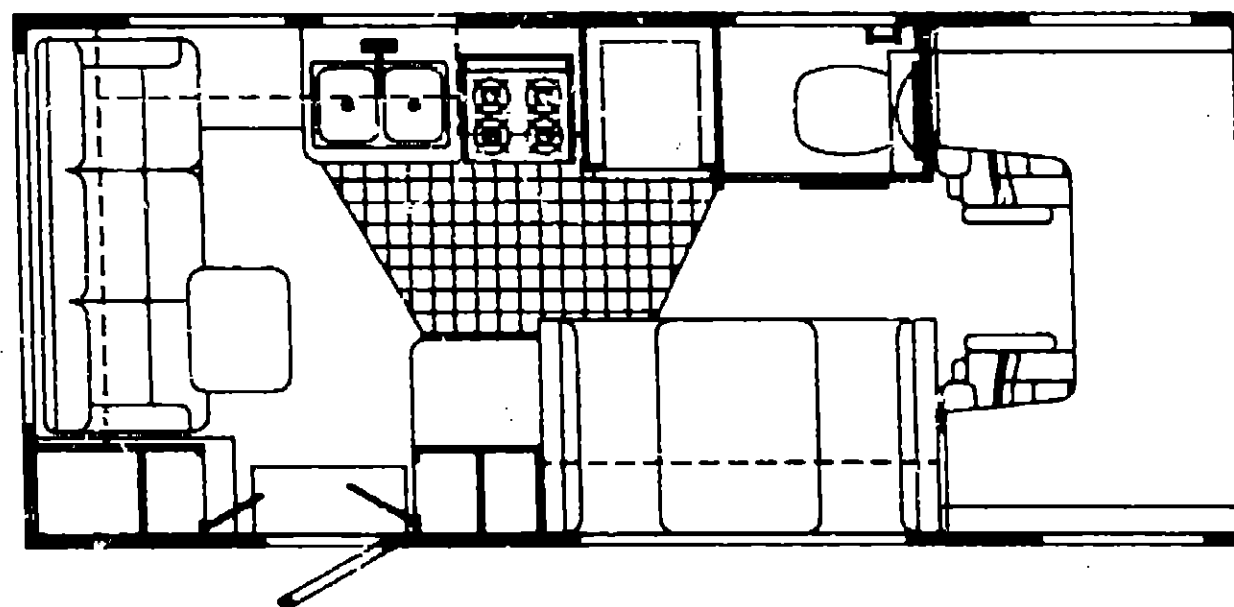


1990 WINNEBAGO TABLE OF CONTENTS

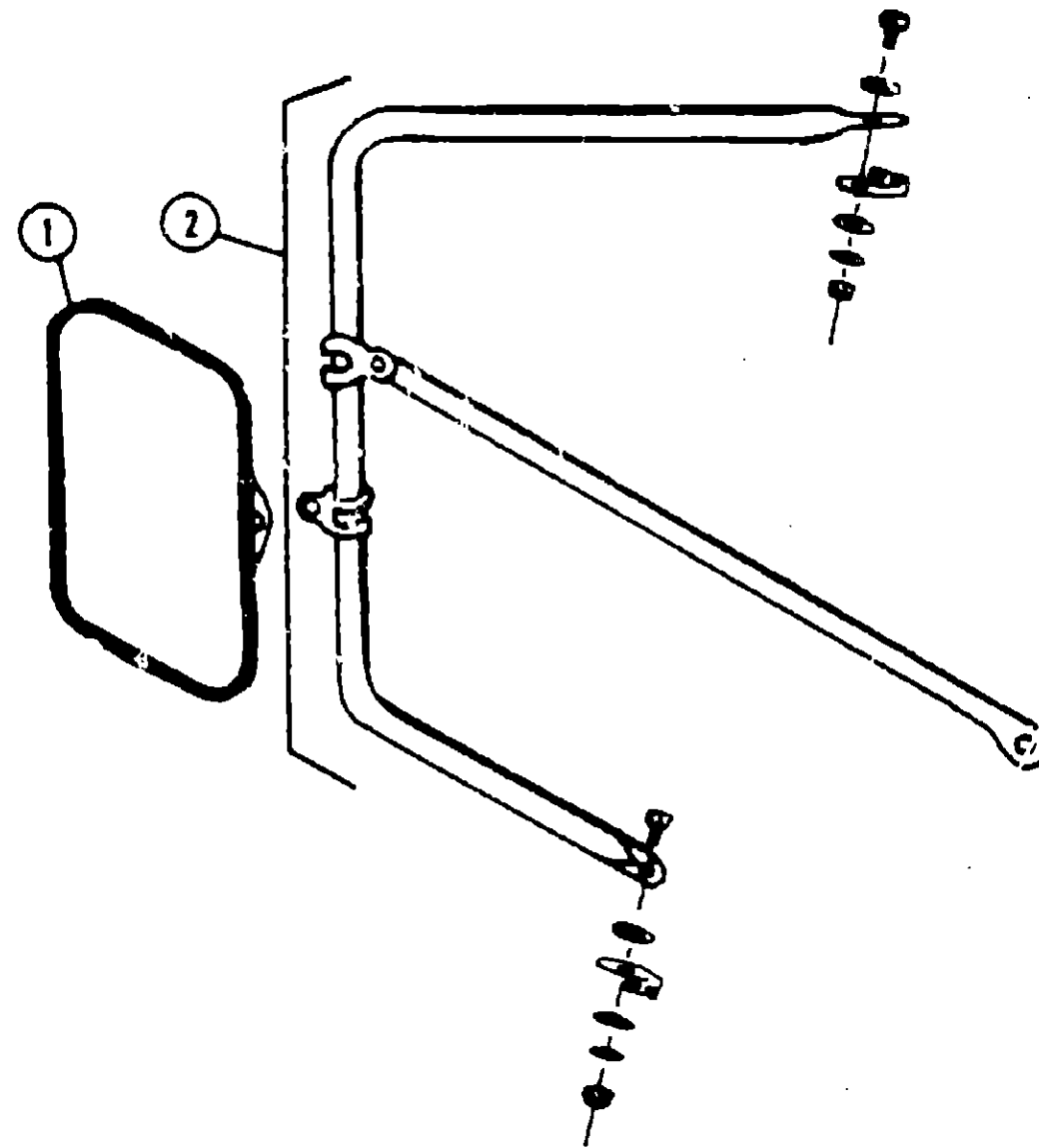
INTRODUCTION	A-01 - A-02
ABBREVIATIONS	A-03
ALPHABETICAL/GROUP REFERENCE	A-04 - A-08
WF327RT	A-07 - D-20
WF327RB	D-21 - G-14
WC/F321RG	G-15 - J-20

1990 WC/F321RG INDEX

Floor Plan	G-15 - G-16
Accessories Group	G-17 - G-20
Bath Group	G-21 - G-22
Chassis Group	G-23 - H-01
Curtain, Cushion & Pad Group	H-02 - H-10
Dinette Group	H-11 - H-12
Driver's Compartment Group	H-13 - H-18
Electrical Group	H-19 - H-21
Exterior Body Group	H-22 - I-02
Galley Group	I-03 - I-06
Heating & Air Conditioning Group	I-07 - I-08
Interior Finish Group	I-09 - I-11
Labels Group	I-12 - I-19
LP Group	I-20
Lounge Group	I-21 - I-22
Sealants & Fasteners Group	I-23 - I-24
Water & Sewage Group	J-01 - J-02
Window, Vent & Exterior Door Group	J-03 - J-20



ACCESSORIES GROUP



EXTERIOR MIRRORS

Key	Part Number	U/M	Description
1	049347-01-000	EA	Mirror Head - 7 1/2" x 10 1/2" - Stainless Steel (Option L53W)
1	049347-02-000	EA	Mirror Head - 7 1/2" x 10 1/2" - Off White
2	062047-01-000	EA	Arm - Wall Mount Mirror - Stainless Steel
	008043-01-000	EA	Mirror - Convex - Adhesive Back

MISCELLANEOUS ACCESSORIES

Key	Part Number	U/M	Description
	054185-35-000	EA	Owner's Manual - 1990 - Warrior
	062218-01-000	EA	Binder - 3 Ring - Vendor Manual
	062318-01-000	EA	Page - Plastic Pocket
	036064-05-000	EA	Cassette - Winnebago Warrior
	064499-01-000	EA	Fire Extinguisher - 1A 10BC (UL)
	064499-02-000	EA	Fire Extinguisher - 1A 10BC (CSA)
	064499-01-700	EA	Bracket - Mounting w/Plastic Strap - Fire Extinguisher
	072852-01-000	EA	Smoke Detector w/9 Volt Battery
	100603-01-000	EA	Wall Clock - Round - Bezel

ACCESSORIES GROUP (CONTINUED)

WHEEL COVER & MOUNTING HARDWARE

Key	Part Number	U/M	Description
	063181-02-000	EA	Wheel Cover - 16.5" (Set/4) (Chevrolet)
	063181-02-700	EA	Wheel Cover - 16.5" (Chevrolet)
	063181-01-000	EA	Wheel Cover - 16" (Set/4) (Ford)
	063181-01-700	EA	Wheel Cover - 16" (1) (Ford)
	063181-04-702	EA	Nut - Wheel Cover

RADIO & RELATED COMPONENTS

Key	Part Number	U/M	Description
	000982-01-000	EA	Radio - AM/FM Stereo - w/Cassette
	007004-01-000	EA	Antenna - Radio - Cab Mount
	074979-01-000	EA	Shield - Speaker - Back - Beige
	074979-11-000	EA	Speaker Cover - Plastic - Off White
	069340-01-000	EA	Speaker - Grill - 6.5" - Square
	061082-01-000	EA	Plaque - Mounting Switch
	079385-02-000	EA	Radio Mounting Kit (Ford)
	091211-01-000	EA	Radio Mounting Kit (Chevrolet)
	094097-01-000	EA	Speaker - 5.25" - w/o Grille
	061059-02-000	EA	Wire Asm. - 9 Pin - Audiovox Radio

GENERATORS & COMPONENTS (OPTION L38E)

Key	Part Number	U/M	Description
	079654-06-000	EA	Generator - Emerald - 4.0 kw
	100974-03-000	EA	Generator - Emerald - 4.0 kw
	066252-01-000	EA	Exhaust Pipe - Generator - w/2 Bolt Hole Flange
	063152-04-000	EA	Exhaust Pipe - Generator
	063152-07-000	EA	Exhaust Pipe - Generator
	066494-01-000	EA	Bracket - Exhaust
	061364-03-000	EA	Muffler - Generator - Emerald
	007067-01-000	SF	Insulation - Fiberglass - 1"
	078045-01-000	EA	Strap - Support - Generator - 4 Hole
	064365-01-000	EA	Strap - Support - Generator - 2 Hole
	079654-01-700	EA	Hinge Kit - Emerald Generator
	007063-01-000	EA	Hose - Gas - 1/4" ID x 1/2" OD
	007125-03-000	EA	Clamp - Muffler - 1.1" Dia.
	007125-04-000	EA	Clamp - Muffler - 1.5" Dia.
	007161-01-000	EA	Clamp - Hose - Spring Type - 1/2"
	063208-01-000	EA	Converter - 40 Amp. w/Charger (CSA)
	008052-01-000	EA	Power Cord - 10-3 Wire - 30 Amp. - 25' (CSA)

These parts were used from 4/8/90 on.

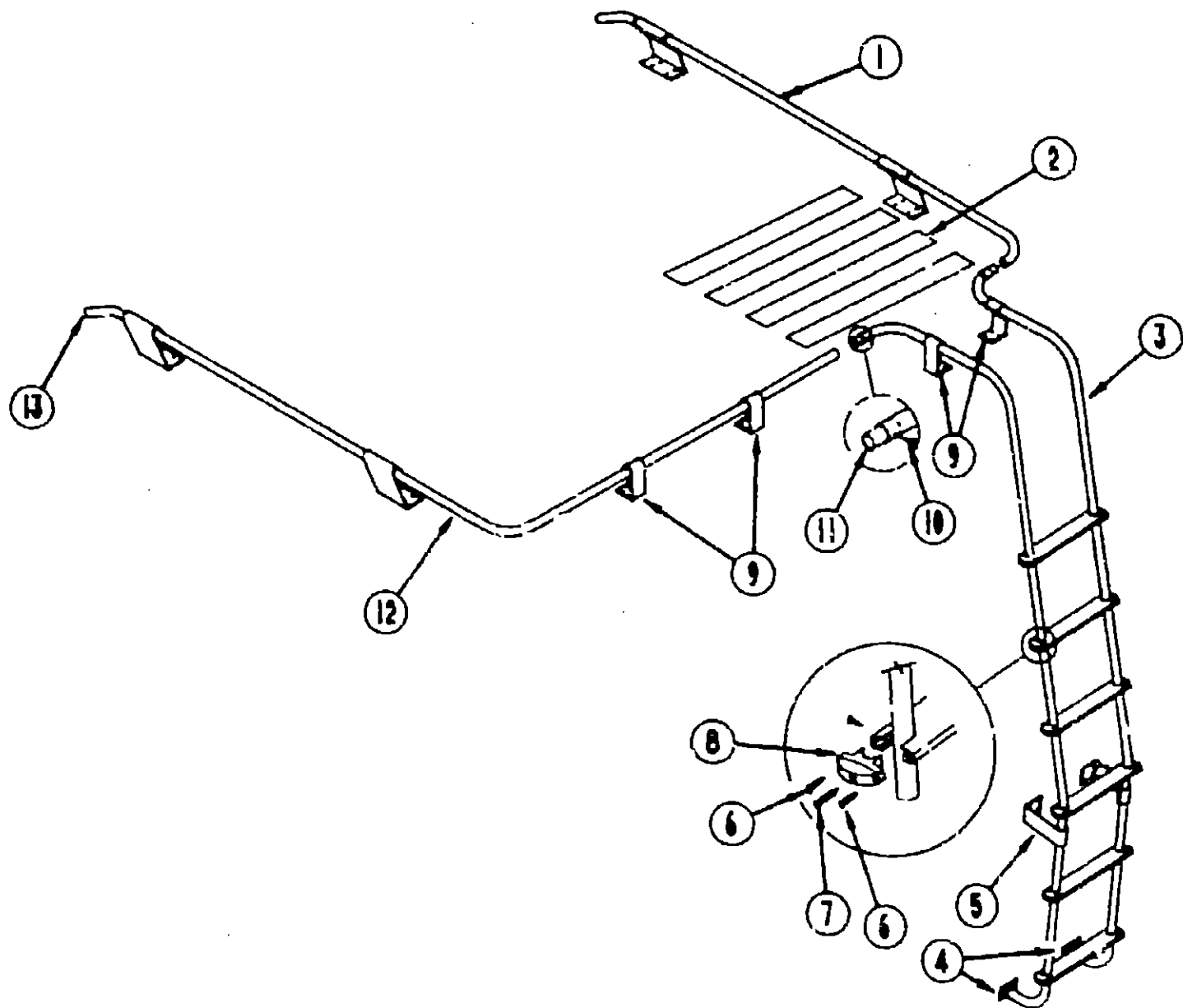
1990 WINNEBAGO TABLE OF CONTENTS

INTRODUCTION	A-01 - A-02
ABBREVIATIONS	A-03
ALPHABETICAL/GROUP REFERENCE	A-04 - A-06
WF327RT	A-07 - D-20
WF327RB	D-21 - G-14
WC/F321RG	G-15 - J-20

1990 WC/F321RG INDEX

Floor Plan	G-15 - G-16
Accessories Group	G-17 - G-20
Bath Group	G-21 - G-22
Chassis Group	G-23 - H-01
Curtain, Cushion & Pad Group	H-02 - H-10
Dinette Group	H-11 - H-12
Driver's Compartment Group	H-13 - H-18
Electrical Group	H-19 - H-21
Exterior Body Group	H-22 - I-02
Galley Group	I-03 - I-06
Heating & Air Conditioning Group	I-07 - I-08
Interior Finish Group	I-09 - I-11
Labels Group	I-12 - I-19
LP Group	I-20
Lounge Group	I-21 - I-22
Sealants & Fasteners Group	I-23 - I-24
Water & Sewage Group	J-01 - J-02
Window, Vent & Exterior Door Group	J-03 - J-20

ACCESSORIES GROUP (CONTINUED)



RACK & LADDER COMPONENTS (OPTION L502)

Key	Part Number	U/M	Description
1	081026-01-T03	EA	Rack Asm. - Passenger Side w/2 Angled Standoff
2	036327-01-000	EA	Tape - Anti-Slip - 2" x 60"
3	081016-04-AA3	EA	Ladder
4	067165-01-000	EA	Mounting Bracket - Ladder - Lower
5	057125-01-000	EA	Standoff - Ladder - Bright Dipped - Lower
6	010039-08-10T	EA	Screw - SF/DR - 6 - 20 x 5/8" PPH - Black
7	000068-10-36T	EA	Screw - 10 - 12 x 2.25" POH - Black
8	076980-02-000	EA	End Cap - Step - Black
9	091065-02-000	EA	Standoff - Rack & Ladder - Bright Dipped
10	000039-08-08E	EA	Screw - SF/DR - 3 - 18 x 50 PPH
11	083891-51-002	EA	Splice
12	081026-02-T03	EA	Rack Asm. - Driver Side w/2 Angled & 2 Straight Standoff
13	081114-01-000	EA	Cap - Insert - Round - 1" Dia.

ACCESSORIES GROUP (CONTINUED)

TV ANTENNA (OPTION 183)

Key	Part Number	U/M	Description
	076319-13-000	EA	Antenna - TV Roof Mount - 44.5"
	076319-13-700	EA	Head - Antenna - Non-Amplified
	076319-01-701	EA	Gear - Elevating - Plastic
	076319-01-702	EA	Shaft Asm. - Elevating
	076319-01-703	EA	Bracing - Nylon - .5" OD
	076319-01-704	EA	Bearing - Nylon - 1.25" OD
	076319-01-705	EA	Grommet - Nylon - 7/8" ID
	076319-01-706	EA	Crank - Elevating w/Set Screw
	076319-01-707	EA	Spring - Handle
	076319-01-708	EA	Decal - Crank
	076319-06-000	EA	Adapter - Cable Roof Plate
	093252-01-01A	EA	Wallplate/Cable - Beige
	076319-11-000	EA	Adapter - Coax w/Splitter
	076319-03-000	FT	Cable - Coaxial - 1000'Ro/I
	076319-12-000	EA	Connector - Coaxial
	076319-04-000	EA	Connector w/Ferrule
	080734-02-000	EA	Clip - Wire Nylon

TV/VCR & RELATED COMPONENTS (OPTION L43V)

Key	Part Number	U/M	Description
	098447-01-000	EA	TV - 13" Color w/Remote - Magnavox (US)
	098447-02-000	EA	TV - 13" Color w/Remote - Magnavox (CSA)
	098447-01-700	EA	Remote Control - TV
	098446-02-000	EA	VCR - VHS - Cable Ready w/Remote - Magnavox
	098446-02-700	EA	Remote Control - VCR
	099856-01-000	EA	TV Tiedown
	098819-01-000	EA	Speaker - 2 Watt - 8 OHM - 4"
	074979-11-000	EA	Cover - Speaker - Off White - Plastic

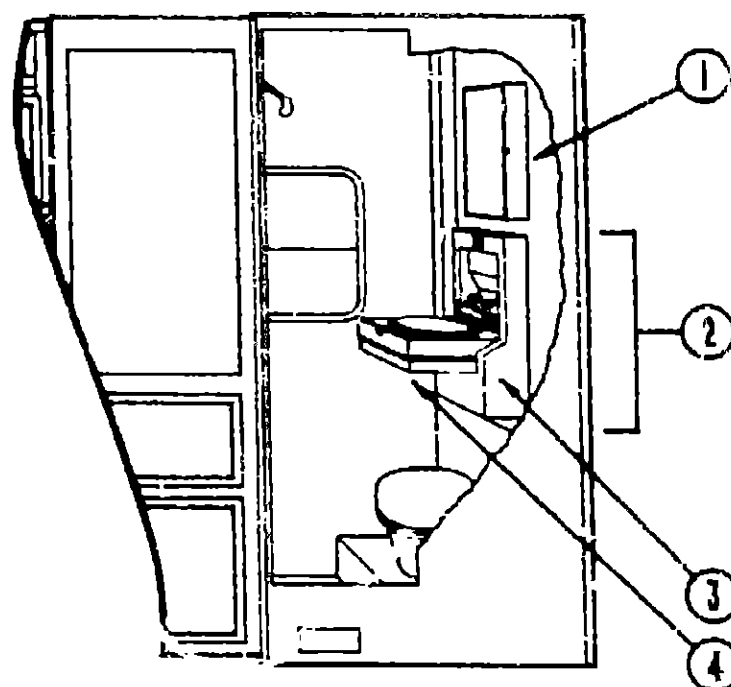
1990 WINNEBAGO
TABLE OF CONTENTS

INTRODUCTION	A-01 - A-02
ABBREVIATIONS	A-03
ALPHABETICAL/GROUP REFERENCE	A-04 - A-06
WF327RT	A-07 - D-20
WF327RB	D-21 - G-14
WC/F321RG	G-15 - J-20

1990 WC/F321RG INDEX

Floor Plan	G-15 - G-18
Accessories Group	G-17 - G-20
Bath Group	G-21 - G-22
Chassis Group	G-23 - H-01
Curtain, Cushion & Pad Group	H-02 - H-10
Dinette Group	H-11 - H-12
Driver's Compartment Group	H-13 - H-18
Electrical Group	H-19 - H-21
Exterior Body Group	I-22 - I-02
Galley Group	I-03 - I-06
Heating & Air Conditioning Group	I-07 - I-08
Interior Finish Group	I-09 - I-11
Labels Group	I-12 - I-19
LP Group	I-20
Lounge Group	I-21 - I-22
Sealants & Fasteners Group	I-23 - I-24
Water & Sewage Group	J-01 - J-02
Window, Vent & Exterior Door Group	J-03 - J-20

BATH GROUP



BATH CABINETRY

Key	Part Number	U/M	Description
1	099006-01-01A	EA	Medicine Cabinet - Metal
2	M02633-01-AA3	EA	Cabinet Asm. - Fold-Up Sink - Complete
3	083656-01-AA3	EA	Cabinet Asm. - Lavatory
	083509-01-000	EA	Panel Asm. - Backsplash - Lavatory - Off White
4	083642-01-AA3	EA	Cabinet Asm. - Lavatory w/Fold-Up Sink
	M02586-01-AA3	EA	Countertop Asm. - Sink Top - Flip-Up
	M02597-01-AA3	EA	Countertop Asm. - Sink Bottom - Flip-Up
	083510-02-000	EA	Sink - Fold-Up - Off White
	077251-01-000	EA	Drawer - Tipout - Plastic
	083669-01-AA3	EA	Sliding Door - Bath

BATH GROUP (CONTINUED)

BATH HARDWARE

Key	Part Number	U/M	Description
	075240-06-000	EA	Faucet - Lavatory - Bronze
	091253-01-000	EA	Gasket - Lavatory Faucet
	075241-04-000	EA	Faucet - Shower - Brass
	075211-05-000	EA	Faucet - Shower - Bronze
	075452-02-000	EA	Holder - Toilet Tissue
	075454-02-000	EA	Towel Ring - w/Flou (Brass)
	011049-02-000	EA	Shower Head w/6C
	011048-05-000	EA	Shower Head w/6C (CSA)
	M02606-01-000	EA	Shower Pan
	011069-03-000	EA	Tailpiece - Shower/Tub - 1 1/2" x 1 3/4"
	084481-03-000	EA	Curtain Asm. - Shower - 74" x 80"
	083511-01-000	EA	Catch Basin - Lavatory Sink
	011083-01-000	EA	Plug - w/Tailpiece - Sink - 1.25" x 5"
	061604-01-000	EA	Slide Bolt - Antique Brass
	066436-01-000	EA	Slip Nut - 1.5" Tailpiece - Bathtub
	066440-01-000	EA	Strainer - Shower Pan - w/Rubber Washer
	067487-01-000	EA	Toilet - Thetford - Aqua Magic - Ivory
	067487-01-700	EA	C.I.F.L. Seal & Bolt Package
	067487-01-701	EA	Water Saver Package
	067487-01-702	EA	Clamp
	063740-01-710	EA	Link
	063740-01-711	EA	Spring - Return Lever
	063740-01-716	EA	Seat Cover
	063740-01-700	EA	Lever - Water
	063740-01-701	EA	Lever - Flush
	063740-01-713	EA	Seal - Ball Valve to Bowl
	063740-01-714	EA	Valve Asm. - Water
	063740-01-707	EA	Seal - Closet - Flange
	063740-01-706	EA	Bolt Package - Closet
	024676-01-000	EA	Flange - Closet - Toilet - 3" x 4" (US)
	024676-02-000	EA	Flange - Closet - Toilet - 3" x 4" (CSA)
	083801-01-000	EA	Track Asm. - Shower Curtain
	069735-01-000	EA	Washer - Tailpiece - 1.5" Plastic
	009156-01-000	EA	Hanger - Sliding Door
	071817-08-000	EA	Track - Sliding Door - 51.2"
	058034-01-000	EA	Latch - Sliding Door
	009156-01-000	EA	Hanger - Sliding Door
	064467-01-000	EA	Guide - Pocket Door - Wall Mount - Sliding Door

1990 WINNEBAGO TABLE OF CONTENTS

INTRODUCTION	A-01 - A-02
ABBREVIATIONS	A-03
ALPHABETICAL/GROUP REFERENCE	A-04 - A-08
WF327RT	A-07 - D-20
WF327RB	D-21 - G-14
WC/F321RG	G-15 - J-20

1990 WC/F321RG INDEX

Floor Plan	G-15 - G-16
Accessories Group	G-17 - G-20
Bath Group	G-21 - G-22
Chassis Group	G-23 - H-01
Curtain, Cushion & Pad Group	H-02 - H-10
Dinette Group	H-11 - H-12
Driver's Compartment Group	H-13 - H-18
Electrical Group	H-19 - H-21
Exterior Body Group	H-22 - I-02
Galley Group	I-03 - I-09
Heating & Air Conditioning Group	I-07 - I-08
Interior Finish Group	I-09 - I-11
Labels Group	I-12 - I-19
LP Group	I-20
Lounge Group	I-21 - I-22
Sealants & Fasteners Group	I-23 - I-24
Water & Sewage Group	J-01 - J-02
Window, Vent & Exterior Door Group	J-03 - J-20

CHASSIS GROUP

MISCELLANEOUS CHASSIS PARTS

Key	Part Number	U/M	Description
	065450-01-000	EA	Tiedown - Battery - 11.1" Tube
	065450-02-000	EA	Tiedown - Battery - 14.3" Tube
	065450-06-000	EA	Tiedown - Battery - 11.1" Tube
	065451-02-000	EA	Tiedown Asm. - Battery - 11.1" Tube
	065451-03-000	EA	Tiedown Asm. - Battery - 14"
	010497-01-000	EA	Clamp - Closed - 5/8 ID
	007161-01-000	EA	Clamp - Hose - Spring Type 112
	062401-01-000	EA	Clamp - Hose - Wormgear - .22" ID - 1" ID
	062401-02-000	EA	Clamp - Hose - Wormgear - 1.53" - 2.5" ID
	062401-03-000	EA	Clamp - Hose - Wormgear - .25" ID - 1" ID
	062401-04-000	EA	Clamp - Hose - Wormgear - .69" ID - 1.25" ID
	062401-06-000	EA	Clamp - Hose - Wormgear - .22" ID - .62" ID
	023146-01-000	EA	Clamp - Screw Type - 4"
	096020-06-000	EA	Compartment Asm. - Storage
	074994-01-000	EA	Guide - Track - Battery Tray
	007063-01-000	FT	Hose - Gas - 1/4 ID x 1/2 OD
	007108-01-000	FT	Hose - Heater - 5/8 ID
	080208-02-000	EA	Leverage Bar - Lug Wrench (Chevrolet)
	080208-01-000	EA	Lug Wrench (Chevrolet)
	017516-01-000	EA	Mud Flap w/Holes - 14" x 18" - Black
	055652-01-000	EA	Plate - Retaining Strap
	064089-01-000	EA	Splash Guard - Black Rubber
	045731-01-000	EA	Rock Guard - Rear
	072884-19-000	EA	Running Boards - Aluminum - Chevrolet - 27" (Option 66R)
	072864-20-000	EA	Running Boards - Aluminum - Ford - 40" (Option 66R)
	077848-02-000	EA	Step Asm. - Pullout
	076241-01-000	EA	Support Asm. - Step
	096322-01-000	EA	Wheelwell - Plastic
	008343-01-000	EA	Wire Tie - 6"

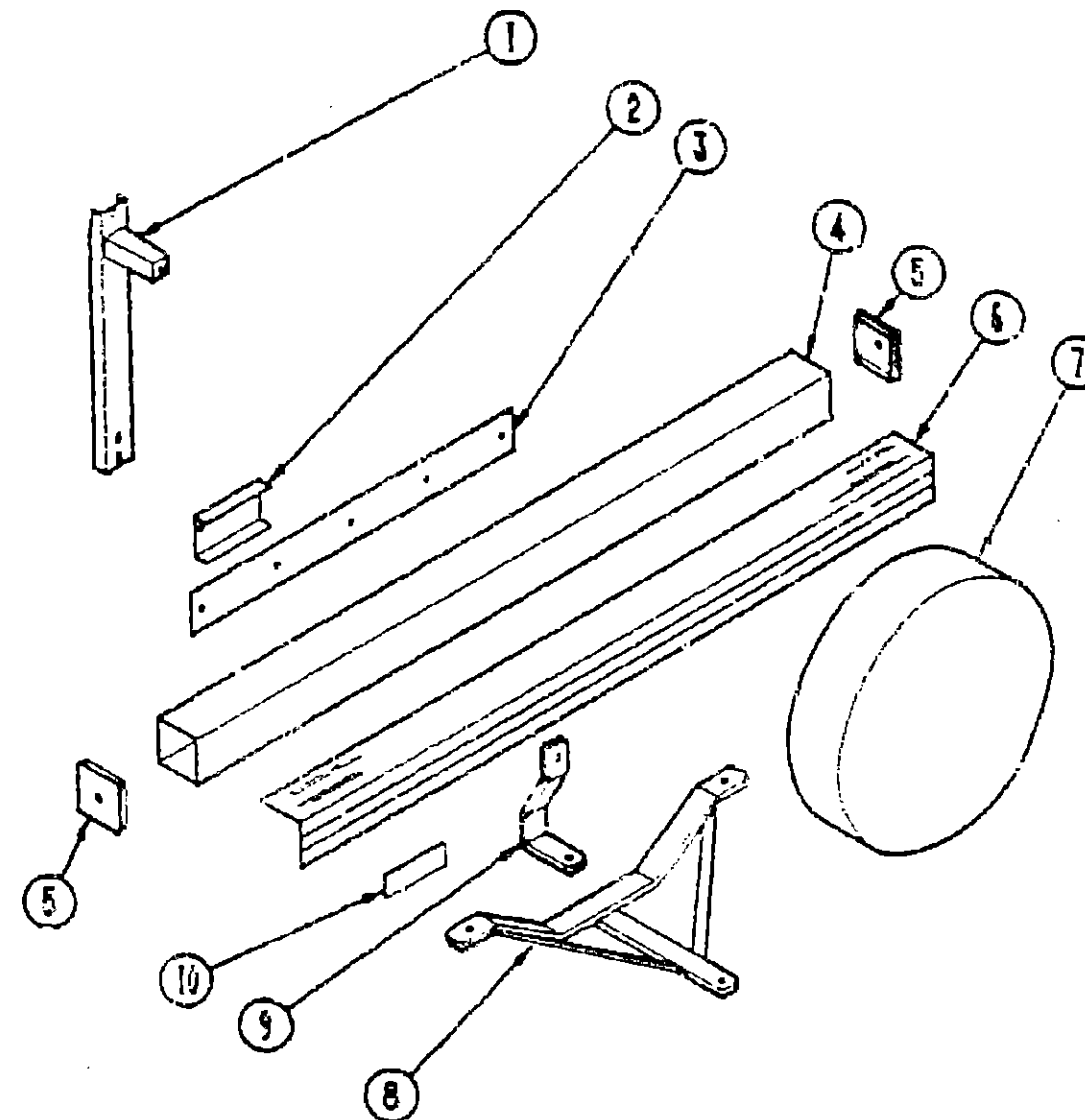
NOTE: Remainder of exhaust components available from Chassis Service Center.

GENERATORS & COMPONENTS (OPTION L39E)

Key	Part Number	U/M	Description
	079654-08-000	EA	Generator - Emerald - 4.0 kw
	100374-03-000	EA	Generator - Emerald - 4.0 kw
	066252-01-000	EA	Exhaust Pipe - Generator - w/2 Bolt Hole Flange
	083152-07-000	EA	Exhaust Pipe - Generator
	086494-01-000	EA	Bracket - Exhaust
	081364-03-000	EA	Muffler - Generator - Emerald
	007067-01-000	SF	Insulation - Fiberglass - 1"
	078045-01-000	EA	Strap - Support - Generator - 4 Hole
	084365-01-000	EA	Strap - Support - Generator - 2 Hole
	079654-01-700	EA	Hinge Kit - Emerald Generator
	007063-01-000	EA	Hose - Gas - 1/4" ID x 1/2" OD
	007125-03-000	EA	Clamp - Muffler - 1.1" Dia.
	007125-04-000	EA	Clamp - Muffler - 1.5" Dia.
	007161-01-000	EA	Clamp - Hose - Spring Type - 1/2"
	083208-01-000	EA	Converter - 40 Amp. w/Charger (CSA)
	008052-01-000	EA	Power Cord - 10-3 Wire - 30 Amp. - 25' (CSA)

These parts were used from 4/9/90 on.

CHASSIS GROUP (CONTINUED)



SPARE TIRE, HITCH & REAR BUMPER

Key	Part Number	U/M	Description
1	079027-01-000	EA	Bracket Asm. - Tire Carrier
2	M64600-02-000	EA	Mount Support - Tire Carrier
3	M22150-01-000	EA	Bracket - Rear Bumper
4	064602-01-000	EA	Bumper Asm. - Square - Off White
5	039779-01-000	EA	Bumper Cap - Black Rubber - 4" x 4"
6	041332-03-000	EA	Cover - Bumper - w/o Reflector - 4" Square x 92"
7	098855-01-AA3	EA	Cover - Spare Tire - Vinyl - Off White
8	064833-02-000	EA	Trailer Hitch Asm. (Chevrolet)
8	064833-03-000	EA	Trailer Hitch Asm. (Ford)
9	064824-02-000	EA	Support - Trailer Hitch
10	041332-02-000	EA	Reflector - Bumper Cover - Self-Adhesive - 6 1/2" x 3 1/4"
	070917-02-000	EA	Tire - Michelin - Radial (Ford)
	057865-01-000	EA	Tire - Michelin - Radial
	037291-03-000	EA	Tire - Goodyear - 10 Ply Polyester (Chevrolet)
	062400-02-000	EA	Wheel - Steel - 5" x 16.5" (Chevrolet)
	083617-01-000	EA	Wheel - Steel - 5" x 16" - 8 Holes (Ford)
	051377-01-000	EA	Valve Stem

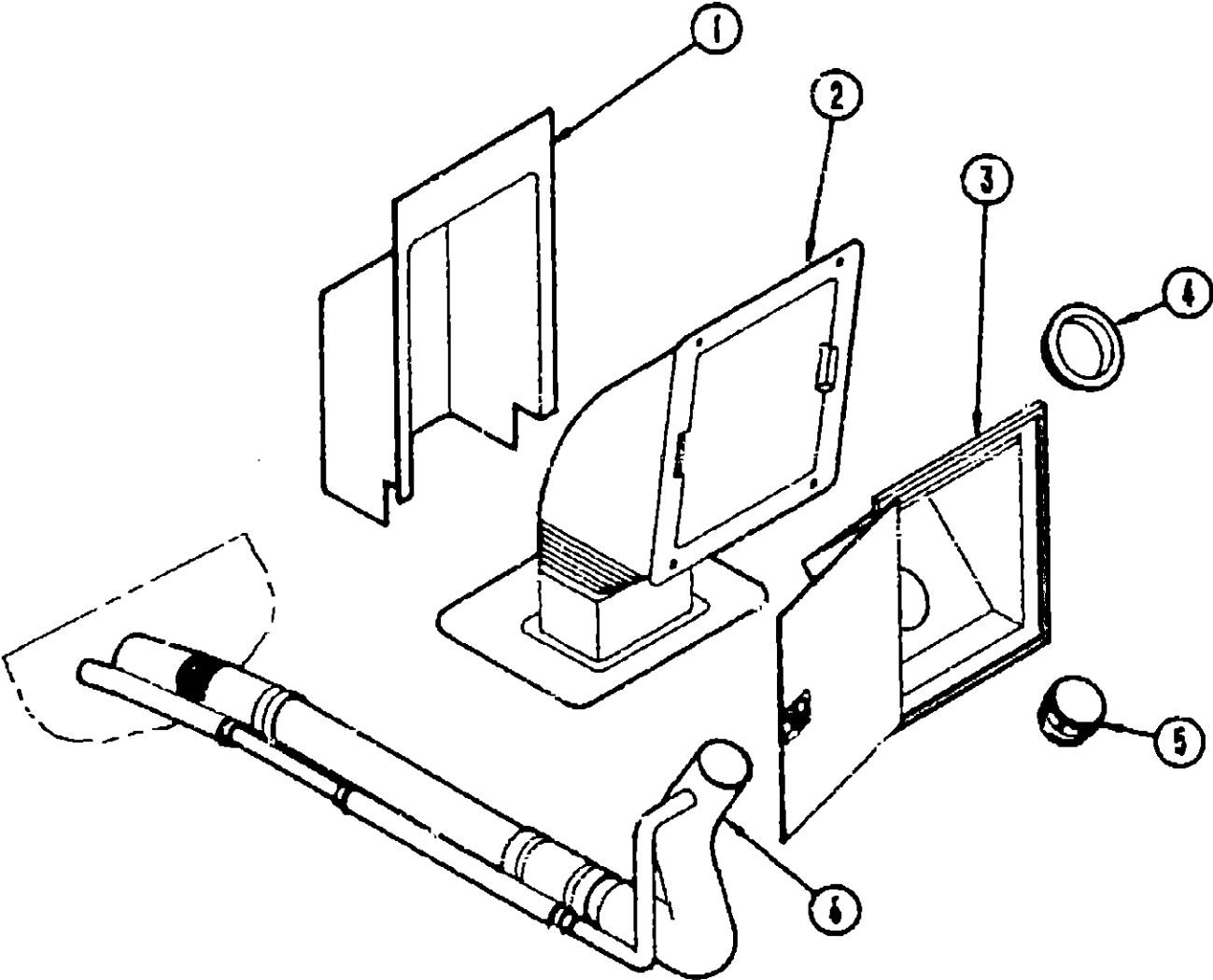
1990 WINNERAGO TABLE OF CONTENTS

INTRODUCTION	A-01 - A-02
ABBREVIATIONS	A-03
ALPHABETICAL/GROUP REFERENCE	A-04 - A-05
WF327RT	A-07 - D-20
WF327RB	D-21 - G-14
WC/F321RG	G-15 - J-20

1990 WC/F321RG INDEX

Floor Plan	G-15 - G-16
Accessories Group	G-17 - G-20
Bath Group	G-21 - G-22
Chassis Group	G-23 - H-01
Curtain, Cushion & Pad Group	H-02 - H-10
Dinette Group	H-11 - H-12
Driver's Compartment Group	H-13 - H-18
Electrical Group	H-19 - H-21
Exterior Body Group	H-22 - I-02
Gallery Group	I-03 - I-06
Heating & Air Conditioning Group	I-07 - I-08
Interior Finish Group	I-09 - I-11
Labels Group	I-12 - I-19
LP Group	I-20
Lounge Group	I-21 - I-22
Sealants & Fasteners Group	I-23 - I-24
Water & Sewage Group	J-01 - J-02
Window, Vent & Exterior Door Group	J-03 - J-20

CHASSIS GROUP (CONTINUED)



FUEL FILL COMPONENTS

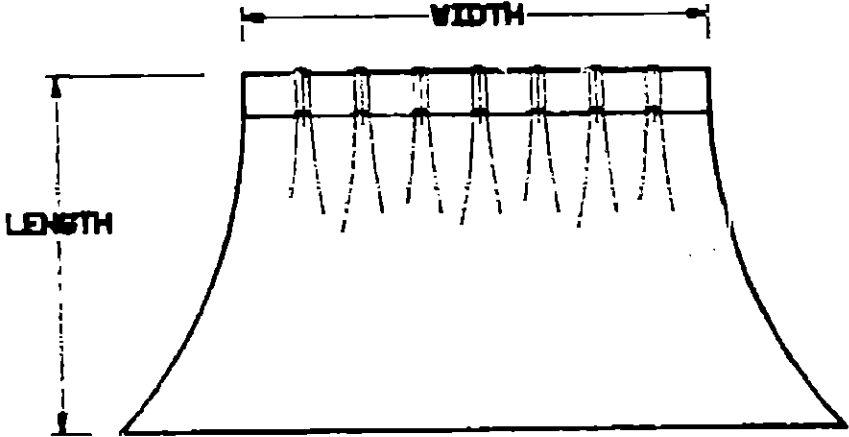
Key	Part Number	U/M	Description
1	078010-02-000	EA	Shroud - Fuel Fill - Upper
2	083578-01-000	EA	Boot - Fuel Fill
	084235-01-003	EA	Support Flange - Fuel Fill Boot
3	078010-03-000	EA	Door Asm. - Fuel Fill - Off White
	077983-01-000	EA	Gasket - Fuel Fill Door
4	078200-01-000	EA	Gasket - Fuel Fill
5	NOTE	EA	Fuel Cap
6	NOTE	EA	Filter Neck - Fuel Fill
	086732-01-000	EA	Hose - Fuel Fill - .62 ID
NOTE: These items are chassis supplied.			

CURTAIN, CUSHION & PAD GROUP

NOTICE

In order to assist our Part Sales Dept. in providing interior software items, please include the serial number and the color code number from the vehicle certification label when ordering. This label is located on the left sidewall at the end of the dash (A-Body), or on the driver's door latch plate (C-Body).

An example of a color code number is P31, which designates an overall color scheme of a particular unit. The color listed after the item description on the microfiche, indicates the overall unit color. Order the item you desire according to unit color code.



NOTE: Use this illustration when determining length and width measurements for curtains. You will note the width measurement is taken on the top of the curtain with the curtain fully extended. The length measurement is taken from top to bottom.

TRIMS & PADS

Key	Part Number	U/M	Description
	070578-06-AA3	EA	Button Asm. - Snap Top - #30 - Vinyl - Beige
	070578-11-Y70	EA	Button Asm. - Snap Top - #30 - Vinyl - Off White
	057550-03-AA3	EA	Button Asm. - Nail - Vinyl - Beige
	057550-05-Y10	EA	Button Asm. - Nail - Vinyl - Off White
	078155-01-000	EA	Strap Asm. - Cushion (Dinette Cushion)
	058832-01-AA3	EA	Strap Asm. - Bunk (Front Overhead)
	081519-01-X75	EA	Pad Asm. - Dinette - Front (AA3)
	081519-01-AA9	EA	Pad Asm. - Dinette - Front (AA4)
	081519-02-X75	EA	Pad Asm. - Dinette - Rear (AA3)
	061519-02-AA9	EA	Pad Asm. - Dinette - Rear (AA4)
	081519-11-AA3	EA	Pad Asm. - Dinette - Front
	081519-11-AA4	EA	Pad Asm. - Dinette - Front
	061519-10-AA3	EA	Pad Asm. - Dinette - Rear
	081519-10-AA4	EA	Pad Asm. - Dinette - Rear
	059491-01-Y30	EA	Pad Asm. - Door - Passenger - Upper (Chevrolet) (AA3)
	059491-01-AA4	EA	Pad Asm. - Door - Passenger - Upper (Chevrolet) (AA4)
	059492-01-Y30	EA	Pad Asm. - Door - Driver - Upper (Chevrolet) (AA3)
	059492-01-AA4	EA	Pad Asm. - Door - Driver - Upper (Chevrolet) (AA4)
	071127-11-AA3	EA	Button Asm. - #30 - Hook Back - Round (Couch)
	071127-11-AA4	EA	Button Asm. - #30 - Hook Back - Round (Couch)
	071127-10-AA3	EA	Button Asm. - #30 - Hook Back - Round (Cushion)
	071127-10-AA4	EA	Button Asm. - #30 - Hook Back - Round (Cushion)

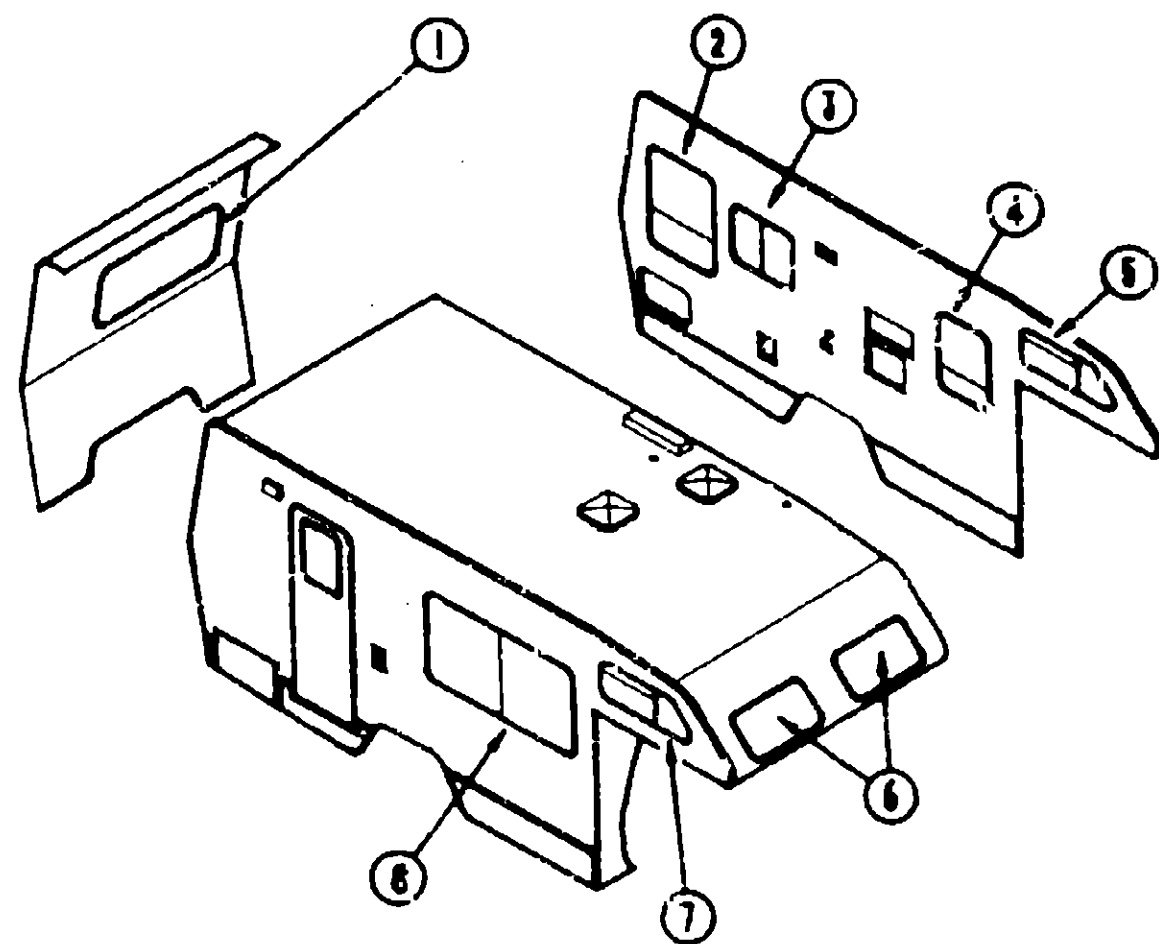
1990 WINNEBAGO
TABLE OF CONTENTS

INTRODUCTION	A-01 - A-02
ABBREVIATIONS	A-03
ALPHABETICAL/GROUP REFERENCE	A-04 - A-06
WF327RT	A-07 - D-20
WF327RB	D-21 - G-14
WC/F321RG	G-15 - J-20

1990 WC/F321RG INDEX

Floor Plan	G-15 - G-18
Accessories Group	G-17 - G-20
Bath Group	G-21 - G-22
Chassis Group	G-23 - H-01
Curtain, Cushion & Pad Group	H-02 - H-10
Dinette Group	H-11 - H-12
Driver's Compartment Group	H-13 - H-18
Electrical Group	H-19 - H-21
Exterior Body Group	H-22 - I-02
Galley Group	I-03 - I-06
Heating & Air Conditioning Group	I-07 - I-08
Interior Finish Group	I-09 - I-11
Labels Group	I-12 - I-19
LP Group	I-20
Lounge Group	I-21 - I-22
Sealants & Fasteners Group	I-23 - I-24
Water & Sewage Group	J-01 - J-02
Window, Vent & Exterior Door Group	J-03 - J-20

CURTAIN, CUSHION & PAD GROUP (CONTINUED)



CURTAINS, SHADES, VALANCES & TIEBACKS (FROM 06/00/00 THRU 10/01/00)

Key	Part Number	U/M	Description
1	M81977-72-AA3	EA	Valance Asm. w/Wood Trim - 72"
1	M81977-72-AA4	EA	Valance Asm. w/Wood Trim - 72"
1	089058-77-AA8	EA	Leg Asm. - Window - 27.5" (AA3)
1	089058-77-AA9	EA	Leg Asm. - Window - 27.5" (AA4)
1	096335-10-AA3	EA	Blind - Pleated - 55" x 26.5" Drop (AA3)
1	096335-10-AA4	EA	Blind - Pleated - 55" x 26.5" Drop (AA4)
2	M81977-51-AA8	EA	Valance Asm. w/Wood Trim - 64"
2	M81977-51-AA9	EA	Valance Asm. w/Wood Trim - 64"
2	096335-11-AA3	EA	Blind - Pleated - 29.5" x 37" Drop
2	096335-11-AA4	EA	Blind - Pleated - 29.5" x 37" Drop
3	M81977-51-AA8	EA	Valance Asm. w/Wood Trim - 64" (AA3)
3	M81977-51-AA9	EA	Valance Asm. w/Wood Trim - 64" (AA4)
3	096335-02-AA3	EA	Blind - Pleated - 28" x 21.5" Drop (AA3)
3	096335-02-AA4	EA	Blind - Pleated - 28" x 21.5" Drop (AA4)

CURTAIN, CUSHION & PAD GROUP (CONTINUED)

CURTAINS, SHADES, VALANCES & TIEBACKS (FROM 06/00/00 THRU 10/01/00, (CONTINUED))

Key	Part Number	U/M	Description
4	089777-04-000	EA	Valance Asm. - Window - Plastic - Off White
4	084755-57-AA3	EA	Shade Asm. - Pull - 27.25" (AA3)
4	084755-57-AA4	EA	Shade Asm. - Pull - 27.25" (AA4)
5	097879-08-AA3	EA	Valance Asm. w/Wood Trim - 5.5" x 43"
5	097879-08-AA4	EA	Valance Asm. w/Wood Trim - 5.5" x 43"
5	073304-64-AA3	EA	Curtain Asm. w/Snap Top - 19" x 25"
5	073304-64-AA4	EA	Curtain Asm. w/Snap Top - 19" x 25"
6	097879-04-AA2	EA	Valance Asm. w/Wood Trim - 7" x 85.5"
6	097879-04-AA4	EA	Valance Asm. w/Wood Trim - 7" x 85.5"
6	073304-63-AA3	EA	Curtain Asm. w/Snap Top - 21" x 45"
6	073304-63-AA4	EA	Curtain Asm. w/Snap Top - 21" x 45"
7	097879-05-AA3	EA	Valance Asm. w/Wood Trim - 5.5" x 43"
7	097879-05-AA4	EA	Valance Asm. w/Wood Trim - 5.5" x 43"
7	073304-64-AA3	EA	Curtain Asm. w/Snap Stud Top - 18" x 25"
7	073304-64-AA4	EA	Curtain Asm. w/Snap Stud Top - 18" x 25"
8	M81977-51-AA3	EA	Valance Asm. w/Wood Trim - 64"
8	M81977-51-AA4	EA	Valance Asm. w/Wood Trim - 64"
8	096335-04-AA3	EA	Blind - Pleated - 58" x 32" Drop
8	096335-04-AA4	EA	Blind - Pleated - 58" x 32" Drop
8	089058-73-AA8	EA	Leg Asm. - Window - 31.5" - Left (AA3)
8	089058-73-AA9	EA	Leg Asm. - Window - 31.5" - Left (AA4)
8	089058-74-AA8	EA	Leg Asm. - Window - 31.5" - Right (AA3)
8	089058-74-AA9	EA	Leg Asm. - Window - 31.5" - Right (AA4)
	078982-06-AA3	EA	Curtain Asm. - Cab Privacy - 40" x 72"
	078982-06-AA4	EA	Curtain Asm. - Cab Privacy - 40" x 72"
	073280-07-AA3	EA	Tieback Asm. - 2" x 18" - Curtain (Front Bunk Window)
	073280-07-AA4	EA	Tieback Asm. - 2" x 18" - Curtain (Front Bunk Window)
	073280-41-AA3	EA	Tieback Asm. - 2" x 18" - Curtain (Side Bunk Window)
	073280-41-AA4	EA	Tieback Asm. - 2" x 18" - Curtain (Side Bunk Window)
	073280-23-AA3	EA	Tieback Asm. - 3" x 18" - Curtain (Privacy Curtain)
	073280-23-AA4	EA	Tieback Asm. - 3" x 18" - Curtain (Privacy Curtain)

1990 WINNEBAGO
TABLE OF CONTENTS

INTRODUCTION	A-01 - A-02
ABBREVIATIONS	A-03
ALPHABETIC/UGROUP REFERENCE	A-04 - A-06
WF327RT	A-07 - D-30
WF327RB	D-21 - G-14
WC/F321RG	G-15 - J-20

1990 WC/F321RG INDEX

Floor Plan	G-15 - G-16
Accessories Group	G-17 - G-20
Bath Group	G-21 - G-22
Chassis Group	G-23 - H-01
Curtain, Cushion & Pad Group	H-02 - H-10
Dinette Group	H-11 - H-12
Driver's Compartment Group	H-13 - H-16
Electrical Group	H-17 - H-21
Exterior Body Group	I-22 - I-02
Galley Group	I-03 - I-06
Heating & Air Conditioning Group	I-07 - I-08
Interior Finish Group	I-09 - I-11
Labels Group	I-12 - I-19
LP Group	I-20
Lounge Group	I-21 - I-22
Sealants & Fasteners Group	I-23 - I-24
Water & Sewage Group	J-01 - J-02
Window, Vent & Exterior Door Group	J-03 - J-20

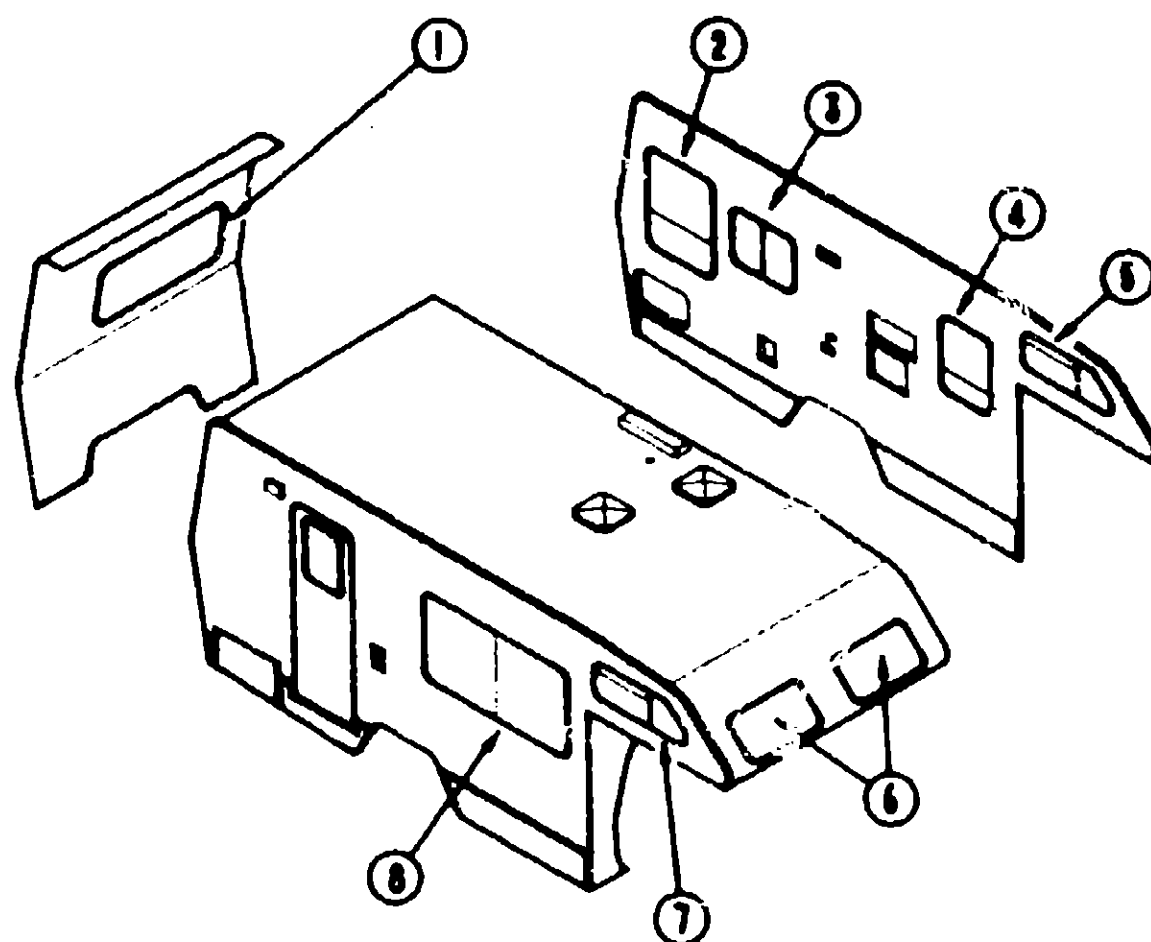
CURTAIN, CUSHION & PAD GROUP (CONTINUED)

CURTAIN, CUSHION & PAD GROUP (CONTINUED)

CURTAINS, SHADES, VALANCES & TIEBACKS (FROM 10/2/88 THRU 08/08/89) (CONTINUED)

1980 WINNEBAGO
TABLE OF CONTENTS

INTRODUCTION	A-01 - A-02
ABBREVIATIONS	A-03
ALPHABETICAL/GROUP REFERENCE	A-04 - A-08
WF327RT	A-07 - D-20
WF327RB	D-21 - G-14
WC/F321RG	G-15 - J-20



CURTAINS, SHADES, VALANCES & TIEBACKS (FROM 10/02/88 THRU 08/08/89)

Key	Part Number	U/M	Description
1	089194-25-A93	EA	Valance Arm. w/Wood Trim & Vinyl Insert - 74.7" (AA3)
1	089194-25-A94	EA	Valance Arm. w/Wood Trim & Vinyl Insert - 74.7" (AA4)
1	083454-02-Y05	EA	Curtain Arm. w/Snap Top - 25.5" x 15" Drop (AA3)
1	083454-32-A94	EA	Curtain Arm. w/Snap Top - 25.5" x 15" Drop (AA4)
1	086335-29-A93	EA	Blind - Pleated - 71" x 26.5" Drop (AA3)
1	086335-29-A94	EA	Blind - Pleated - 71" x 26.5" Drop (AA4)
1	086058-78-AA3	EA	Leg Arm. - Window - 27.5" (AA3)
1	086058-78-AA4	EA	Leg Arm. - Window - 27.5" (AA4)
2	089194-15-A93	EA	Valance Arm. w/Wood Trim & Vinyl Insert - 85.5" (AA3)
2	089194-15-A94	EA	Valance Arm. w/Wood Trim & Vinyl Insert - 85.5" (AA4)
**2	089194-37-A93	EA	Valance Arm. w/Wood Trim & Vinyl Insert - 34" (AA3)
**2	089194-37-A94	EA	Valance Arm. w/Wood Trim & Vinyl Insert - 34" (AA4)
2	086335-11-AA3	EA	Blind - Pleated - 29.5" x 37" Drop (AA3)
2	086335-11-AA4	EA	Blind - Pleated - 29.5" x 37" Drop (AA4)
3	089194-15-A93	EA	Valance Arm. w/Wood Trim & Vinyl Insert - 85.5" (AA3)
3	089194-15-A94	EA	Valance Arm. w/Wood Trim & Vinyl Insert - 85.5" (AA4)
**3	089194-35-A93	EA	Valance Arm. w/Wood Trim & Vinyl Insert - 29.5" (AA3)
**3	089194-35-A94	EA	Valance Arm. w/Wood Trim & Vinyl Insert - 29.5" (AA4)
3	086335-27-A93	EA	Blind - Pleated - 27" x 18.5" Drop (AA3)
3	086335-27-A94	EA	Blind - Pleated - 27" x 18.5" Drop (AA4)

* These parts are used from 5/5/90 on.

** These parts are used from 11/21/89 on.

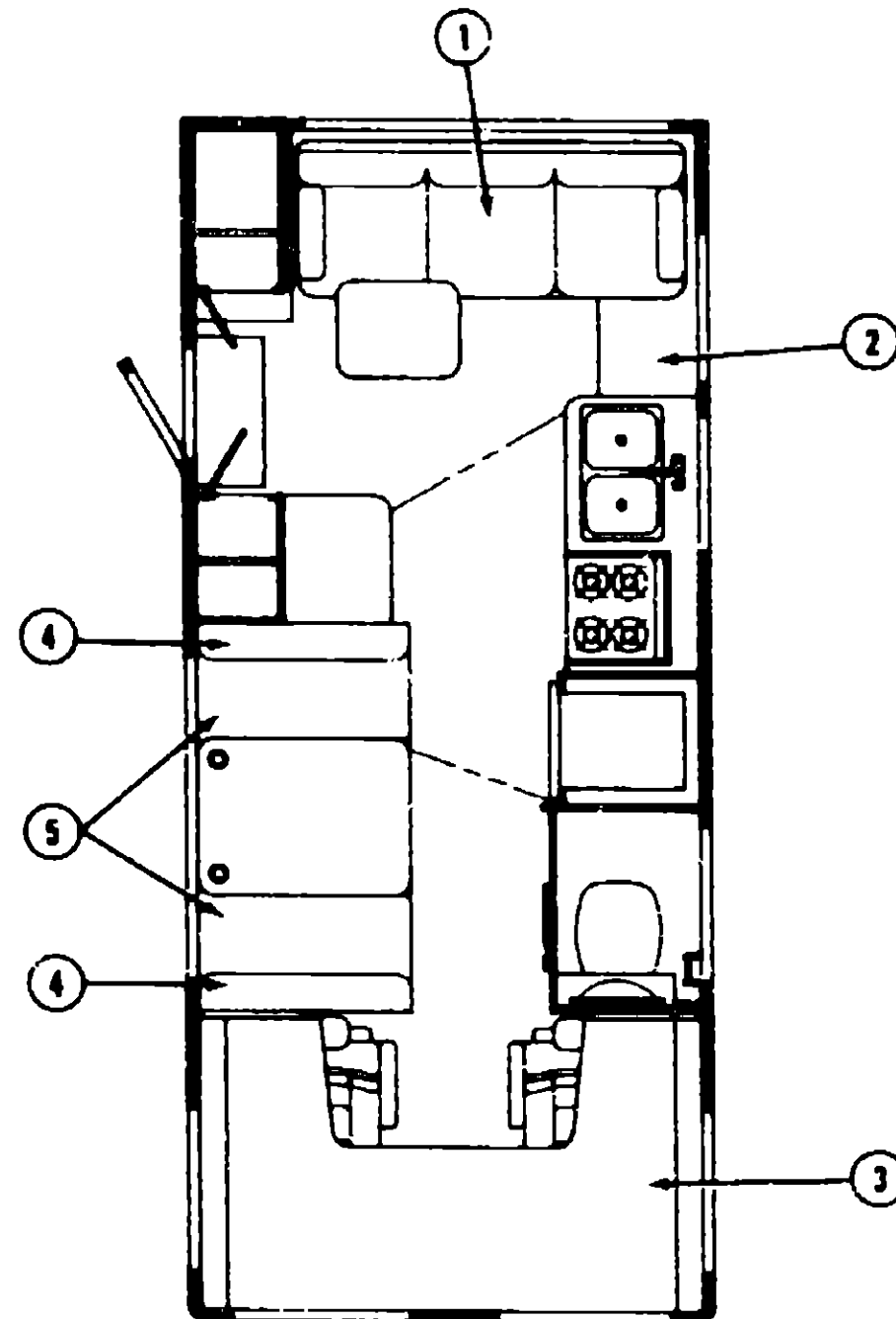
Key	Part Number	U/M	Description
4	089777-02-000	EA	Valance Arm. - Plastic - Off White
4	084755-73-AA3	EA	Shade Arm. - Pull - 18.25" (AA3)
4	084755-73-AA4	EA	Shade Arm. - Pull - 18.25" (AA4)
5	087878-12-A93	EA	Valance Arm. w/Wood Trim & Vinyl Insert - 5.5" x 43" Drop (AA3)
5	087878-12-AA7	EA	Valance Arm. w/Wood Trim & Vinyl Insert - 5.5" x 43" Drop (AA4)
5	073304-64-AA3	EA	Curtain Arm. w/Snap Top - 18" x 25"
5	073304-64-AA4	EA	Curtain Arm. w/Snap Top - 18" x 25"
6	087878-08-A93	EA	Valance Arm. w/Wood Trim & Vinyl Insert - 7" x 85.5" (AA3)
6	087878-07-AA7	EA	Valance Arm. w/Wood Trim & Vinyl Insert - 7" x 85.5" (AA4)
6	073304-63-AA3	EA	Curtain Arm. w/Snap Top - 21" x 45"
6	073304-63-AA4	EA	Curtain Arm. w/Snap Top - 21" x 45"
7	087878-11-A93	EA	Valance Arm. w/Wood Trim & Vinyl Insert - 5.5" x 43" (AA3)
7	087878-11-AA7	EA	Valance Arm. w/Wood Trim & Vinyl Insert - 5.5" x 43" (AA4)
7	073304-64-AA3	EA	Curtain w/Snap Top - 18" x 25"
7	073304-64-AA4	EA	Curtain w/Snap Top - 18" x 25"
8	089194-15-A93	EA	Valance Arm. w/Wood Trim & Vinyl Insert - 85.5" (AA3)
8	089194-15-A94	EA	Valance Arm. w/Wood Trim & Vinyl Insert - 85.5" (AA4)
8	086335-04-AA3	EA	Blind - Pleated - 58" x 32" (AA3)
8	086335-04-AA4	EA	Blind - Pleated - 58" x 32" (AA4)
8	083454-11-Y07	EA	Curtain Arm. w/Snap Top - 32" x 15" (AA3)
8	083454-11-A94	EA	Curtain Arm. w/Snap Top - 32" x 15" (AA4)
	083452-02-Y15	EA	Curtain Arm. w/Snap Top - Cab Privacy - Driver - 48" x 50" (AA3)
	083452-02-AA4	EA	Curtain Arm. w/Snap Top - Cab Privacy - Driver - 48" x 50" (AA4)
	083452-01-Y15	EA	Curtain Arm. w/Snap Top - Cab Privacy - Passenger - 48" x 50" (AA3)
	083452-01-AA4	EA	Curtain Arm. w/Snap Top - Cab Privacy - Passenger - 48" x 50" (AA4)
	073280-07-AA3	EA	Tieback Arm. - 2" x 18" - Curtain (Front Bunk Window)
	073280-07-AA4	EA	Tieback Arm. - 2" x 18" - Curtain (Front Bunk Window)
	073280-41-AA3	EA	Tieback Arm. - 2" x 18" - Curtain (Side Bunk Window)
	073280-41-AA4	EA	Tieback Arm. - 2" x 18" - Curtain (Side Bunk Window)
	073280-23-AA3	EA	Tieback Arm. - 3" x 18" - Curtain (Privacy)
	073280-23-AA4	EA	Tieback Arm. - 3" x 18" - Curtain (Privacy)

* These parts are used from 5/5/90 on.

1980 WC/F321RG INDEX

Floor Plan	G-15 - G-16
Accessories Group	G-17 - G-20
Bath Group	G-21 - G-22
Chassis Group	G-23 - H-01
Curtain, Cushion & Pad Group	H-02 - H-10
Dinette Group	H-11 - H-12
Driver's Compartment Group	H-13 - H-18
Electrical Group	H-19 - H-21
Exterior Body Group	H-22 - I-02
Galley Group	I-03 - I-08
Heating & Air Conditioning Group	I-07 - I-08
Interior Finish Group	I-09 - I-11
Labels Group	I-12 - I-19
LP Group	I-20
Lounge Group	I-21 - I-22
Sealants & Fasteners Group	I-23 - I-24
Water & Sewage Group	J-01 - J-02
Window, Vent & Exterior Door Group	J-03 - J-20

CURTAIN, CUSHION & PAD GROUP (CONTINUED)



COUCH/PRESTO BED & HARDWARE

Key	Part Number	U/M	Description
1	001826-04-AA3	EA	Couch/Presto Bed
1	001826-04-AA4	EA	Couch/Presto Bed
	M01826-01-AA3	EA	Cover - Presto Bed
	M01826-04-AA4	EA	Cover - Presto Bed
2	001898-38-AA3	EA	Couch Cushion - 22.5" x 15" x 5"
2	001898-38-AA4	EA	Couch Cushion - 22.5" x 15" x 5"
	M01898-38-AA3	EA	Cover - Couch Cushion
	M01898-38-AA4	EA	Cover - Couch Cushion
	001822-01-000	EA	Frame Arm. - Mechanism - Front End
	001822-02-000	EA	Frame Arm. - Mechanism - Rear End
	001822-03-000	EA	Bar - Spacer - Presto Bed (2 Required)
	001822-04-000	EA	Hardware Kit - Presto Bed (2 Required)
	001823-01-000	EA	Frame - Seat - Couch/Presto Bed
	007470-01-000	EA	Frame - Back - Couch/Presto Bed

CURTAIN, CUSHION & PAD GROUP (CONTINUED)

FRONT BUNK

Key	Part Number	U/M	Description
3	073310-08-AA3	EA	Cushion Arm. - Front Bunk - 57" x 78" x 4"
3	073310-08-AA4	EA	Cushion Arm. - Front Bunk - 57" x 78" x 4"
	M73310-08-AA3	EA	Cover Arm. - Front Bunk Cushion
	M73310-08-AA4	EA	Cover Arm. - Front Bunk Cushion
	000008-03-000	YD	Fabric - Front Bunk Cushion (AA3)
	000008-04-000	YD	Fabric - Front Bunk Cushion (AA4)
3	070145-07-000	EA	Cushion Arm. - Front Bunk - 27.5" x 74" x 3.5" (L43V)
	M79145-07-000	EA	Cover Arm. - Front Bunk (L43V)

DINETTE CUSHION

Key	Part Number	U/M	Description
4	000027-48-AA3	EA	Cushion Arm. - 13.5" x 38" x 5" - Back
4	000027-48-AA4	EA	Cushion Arm. - 13.5" x 38" x 5" - Back
4	000027-63-AA3	EA	Cushion Arm. - 15" x 38" x 5" - Back
4	000027-63-AA4	EA	Cushion Arm. - 15" x 38" x 5" - Back
	M00027-48-AA3	EA	Cover Arm. - Back - Dinette Cushion
	M00027-48-AA4	EA	Cover Arm. - Back - Dinette Cushion
	M00027-63-AA3	EA	Cover Arm. - Back - Dinette Cushion
	M00027-63-AA4	EA	Cover Arm. - Back - Dinette Cushion
5	000027-40-AA8	EA	Cushion Arm. - 22" x 38" x 5" - Seat
5	000027-40-AA9	EA	Cushion Arm. - 22" x 38" x 5" - Seat
	M00027-40-AA8	EA	Cover Arm. - Seat - Dinette Cushion
	M00027-40-AA9	EA	Cover Arm. - Seat - Dinette Cushion
	070155-01-000	EA	Strap Arm. - Cushion Strap
	000008-03-000	YD	Fabric - Dinette Cushion (AA3)
	000008-04-000	YD	Fabric - Dinette Cushion (AA4)

These parts were used from 11/27/89 on.



Key	Part Number	U/M	Description
1	029130-01-000	EA	Socket - Snap Fastener
2	029155-01-000	EA	Cap - Snap - .158" Dia. x 17" Barrel
3	029156-01-000	EA	Socket - Snap Fastener
4	029082-01-000	EA	Stud - Nickel Finish
5	029083-01-000	EA	Eyebolt - Nickel Finish

1990 WINNEBAGO
TABLE OF CONTENTS

INTRODUCTION	A-01 - A-02
ABBREVIATIONS	A-03
ALPHABETICAL/GROUP REFERENCE	A-04 - A-08
WF327HT	A-07 - D-30
WF327PB	D-21 - G-14
WC/F321RG	G-15 - J-20

1990 WC/F321RG INDEX

Floor Plan	G-15 - G-18
Accessories Group	G-17 - G-20
Bath Group	G-21 - G-22
Chassis Group	G-23 - H-01
Curtain, Cushion & Pad Group	H-02 - H-10
Dinette Group	H-11 - H-12
Driver's Compartment Group	H-13 - H-18
Electrical Group	H-19 - H-21
Exterior Body Group	H-22 - I-02
Galley Group	I-03 - I-06
Heating & Air Conditioning Group	I-07 - I-08
Interior Finish Group	I-09 - I-11
Labels Group	I-12 - I-18
LP Group	I-20
Lounge Group	I-21 - I-22
Sealants & Fasteners Group	I-23 - I-24
Water & Sewage Group	J-01 - J-02
Window, Vent & Exterior Door Group	J-03 - J-20

CURTAIN, CUSHION & PAD GROUP (CONTINUED)

FABRICS & CARPETS

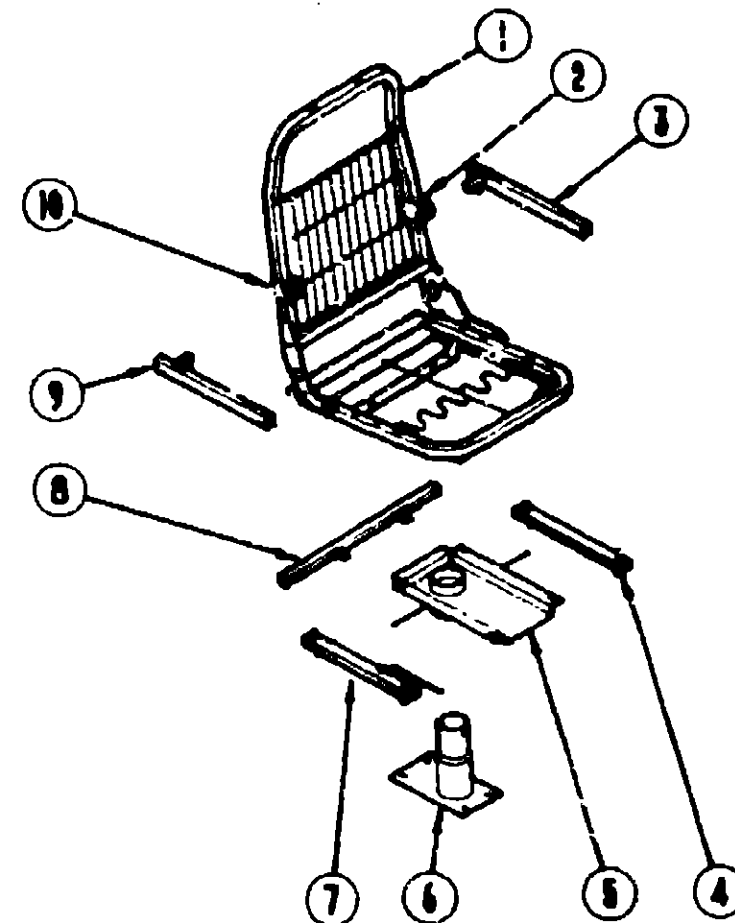
Key	Part Number	U/M	Description
	072333-61-000	YD	Fabric - Drapery - Pacific (Privacy) (AA3)
	072333-71-000	YD	Fabric - Drapery - Chantilly (Privacy) (AA4)
	057272-01-000	YD	Fabric - Drapery - Lining - 42" - Ivory
	088008-03-000	YD	Fabric - Upholstery - Main (AA3)
	088008-04-000	YD	Fabric - Upholstery - Main (AA4)
	088274-33-000	YD	Fabric - Upholstery - Accent (AA3)
	088008-25-000	YD	Fabric - Upholstery - Accent (AA4)
	072333-07-000	YD	Fabric - Speaker Cover
	028012-01-000	BF	Foam - Rolled - 3/8" Thick - 72" Wide
	075244-02-000	YD	Vinyl - Shower Curtain - Beige
	079880-09-000	YD	Vinyl - Off White (Assist Handle)
	079880-07-000	YD	Vinyl - Beige (Wingwall Pad)
	088080-02-000	YD	Carpet - Blue Coral
	091281-01-000	FT	Backing - Carpet - Non-Skid - 12" (Floor Mat)
	078314-02-000	FT	Tape - Heat Bonded - Carpet Seam
	047034-02-000	SF	Plastic Runner - Carpet - 4' Wide - Clear
	079970-09-000	YD	Tape - Carpet - 3/4"
	085748-01-000	FT	Trim - "J" - Carpet - PVC
	087858-04-000	EA	Trim - Cab Carpet - Extruded - 12" x 25.4" - Black

NOTE: Replace vinyl flooring locally.

CURTAIN & CUSHION HARDWARE

Key	Part Number	U/M	Description
	083801-01-000	EA	Track - Shower Curtain - Off White
	008701-01-000	EA	Carrier - Shower Curtain
	008702-01-000	EA	End - Stop - Curtain Carrier - Shower
	048867-01-000	EA	Grommet - Brass - 7/16" ID x 1" OD (Shower Curtain)
	008138-01-000	EA	Pin - Shower Curtain
	029082-01-000	EA	Stud - Nickel Finish
	029083-01-000	EA	Eyebol - Nickel Finish
	029155-01-000	EA	Cap - Snap
	029156-01-000	EA	Socket - Snap Fastener
	084432-08-000	FT	Slat - Plastic Roller Shade
	088278-01-000	YD	Tape - Double Sided - 1/2"
	078384-01-000	FT	Trim - Half Round - 7/16" - Vinyl - Gold (Valance Pad)
	088843-01-000	EA	Spring Arm - Roller Shade
	087253-01-000	EA	Pull - Roller Shade - Clear Plastic
	084434-01-000	EA	Mounting Bracket - Roller Shade - 1 3/8"
	058832-01-AA3	EA	Pull Strap - Overhead Bunk - 1.5" x 25.5"
	088916-01-000	EA	Mount - Window Leg - Black (Used w/089522-02-000)
	088522-02-000	EA	Panel - Plastic - Leg - 3.5" - Black - Underleg
	075843-01-000	EA	Brace - Window Valance - Beige
	058003-01-000	EA	Bracket - Drapery Retaining - Right
	058003-02-000	EA	Bracket - Drapery Retaining - Left
	087585-01-000	EA	Bracket - Mounting - Pleated Blind
	084888-02-000	EA	Grommet - Cord - Pleated Blind
	084307-02-000	EA	End Cap - Top - Pleated Blind
	084807-03-000	EA	Envl - Bottom - Pleated Blind
	087581-01-000	EA	Spring - Extension - Pleated Blind
	087582-01-000	EA	Bobbin - Cord - Holdup - Pleated Blind
	087583-08-000	FT	Cord - Pleated Blind - Blue (AA3)
	087583-02-000	FT	Cord - Pleated Blind - Mauve (AA4)
	088335-01-000	FT	Track - Curtain - Brown Plastic (Valance)
	088522-02-000	EA	Panel Plastic Leg - 31.5" - Black (Leg Arm.)
	081804-01-000	FT	Track - Curtain - Plastic - Light Beige (Blackout)
	078551-03-000	EA	Track - Curtain - Metal - 42" - Beige (Privacy)
	081381-01-000	EA	Swivel Snap - Curtain Track
	048887-03-000	EA	Rod - Curtain - Flat - 68" to 120"
	085774-01-000	FT	Fastener - Dual Hook - 1" Wide - Adhesive Back - Black
	085774-02-000	FT	Fastener - Dual Loop - 1" Wide - Adhesive Back - Black
	058787-02-000	EA	Shell - Button - #30 - Plastic
	088734-01-000	EA	Back - Button - #30 - Plastic

CURTAIN, CUSHION & PAD GROUP (CONTINUED)



BUCKET SEAT HARDWARE

Key	Part Number	U/M	Description
1	M80806-02-000	EA	Frame Arm - Seat, Back & Spring
	M80803-01-000	EA	Frame - Seat, Single Not Bend
2	081382-02-000	EA	Bracket - Armrest - Left Hand
3	081288-02-000	EA	Rod & Channel - Armrest - Left - Metal
4	088248-02-000	EA	Adjuster - Bucket Seat w/o Lock - Forward & Back
5	089585-27-000	EA	Top Plate - Pedestal - Bucket Seats
6	088585-03-000	EA	Base - Bucket Seats - Bolts to Floor - Vertical - 8"
7	088248-01-000	EA	Adjuster - Bucket Seat w/lock - Forward & Back
8	089585-29-000	EA	Bar - Seat Bolt - Bucket Seats - 20"
9	081288-01-000	EA	Rod & Channel - Armrest - Right - Metal
10	081382-01-000	EA	Bracket - Armrest - Right Hand
	088248-05-700	EA	Spring for Slide Adjuster

BUCKET SEAT CUSHIONS

Key	Part Number	U/M	Description
	082450-03-AA3	EA	Seat Arm - Bucket - Driver
	082450-03-AA4	EA	Seat Arm - Bucket - Driver
	082450-04-AA3	EA	Seat Arm - Bucket - Passenger
	082450-04-AA4	EA	Seat Arm - Bucket - Passenger
	M03445-01-AA8	EA	Cover - Seat - Bucket Seat (AA3)
	M03445-01-AA9	EA	Cover - Seat - Bucket Seat (AA4)
	M03445-02-AA8	EA	Cover - Back - Bucket Seat (AA3)
	M03445-02-AA9	EA	Cover - Back - Bucket Seat (AA4)
	080243-32-Y30	EA	Armrest - Bucket Seat - Right Hand (AA3)
	080243-32-AA9	EA	Armrest - Bucket Seat - Right Hand (AA4)
	M80243-32-Y30	EA	Cover - Right Armrest - Bucket Seat (AA3)
	M80243-32-AA9	EA	Cover - Right Armrest - Bucket Seat (AA4)
	080243-33-Y30	EA	Armrest - Bucket Seat - Left Hand (AA3)
	080243-33-AA9	EA	Armrest - Bucket Seat - Left Hand (AA4)
	M80243-33-Y30	EA	Cover - Left Armrest - Bucket Seat (AA3)
	M80243-33-AA9	EA	Cover - Left Armrest - Bucket Seat (AA4)

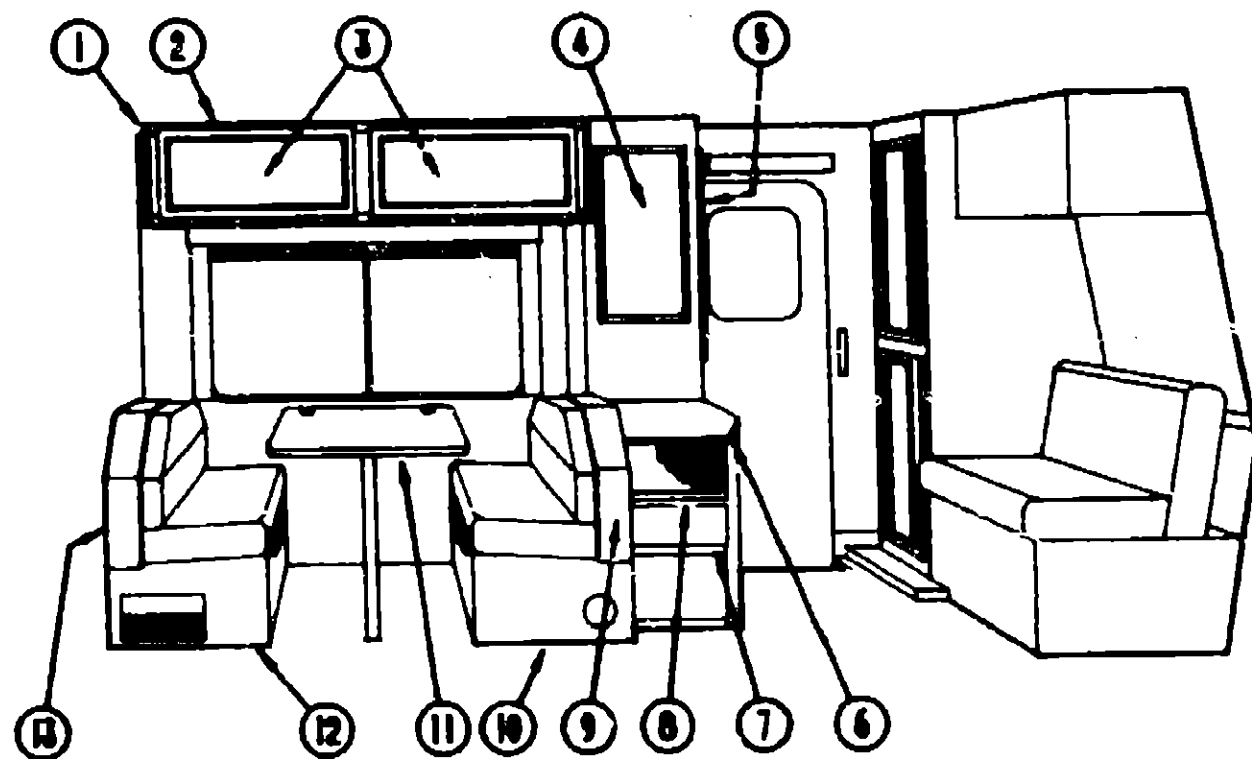
1990 WINNEBAGO TABLE OF CONTENTS

INTRODUCTION	A-01 - A-02
ABBREVIATIONS	A-03
ALPHABETICAL/GROUP REFERENCE	A-04 - A-08
WF327RT	A-07 - D-10
WF327RB	D-21 - G-14
WC/F321RG	G-15 - J-20

1990 WC/F321RG INDEX

Floor Plan	G-15 - G-16
Accessories Group	G-17 - G-20
Bath Group	G-21 - G-22
Chassis Group	G-23 - H-01
Curtain, Cushion & Pad Group	H-02 - H-10
Dinette Group	H-11 - H-12
Driver's Compartment Group	H-13 - H-18
Electrical Group	H-19 - H-21
Exterior Body Group	H-22 - I-02
Galley Group	I-03 - I-06
Heating & Air Conditioning Group	I-07 - I-08
Interior Finish Group	I-09 - I-11
Labels Group	I-12 - I-19
LP Group	I-20
Lounge Group	I-21 - I-22
Sealants & Fasteners Group	I-23 - I-24
Water & Sewage Group	J-01 - J-02
Window, Vent & Exterior Door Group	J-03 - J-20

DINETTE GROUP



DINETTE CABINETRY

Key	Part Number	U/M	Description
1	081280-18-AA3	EA	End Cap - Front Overhead
2	M00957-01-AA3	EA	Cabinet - Dinette Overhead - w/o Door or Hardware
3	M00952-17-AA3	EA	Door Arm. - Dinette Overhead Cabinet - 14.4" x 33.5" - w/o Hardware
13	M00952-17-AA3	EA	Door Arm. - Dinette Overhead Cabinet - 14.4" x 33.5" - w/o Hardware
4	003448-05-AA3	EA	Mirror Arm. - w/Oak Frame
	058331-32-000	EA	Mirror - 13.6" x 27.8"
5	M00952-17-AA3	EA	Door Arm. - Wardrobe Cabinet - 45.5" x 15.5" - w/o Hardware
15	M00952-17-AA3	EA	Door Arm. - Wardrobe Cabinet - 45.5" x 15.5" - w/o Hardware
6	008855-11-AA3	EA	Countertop Arm. - Furnace Cabinet - w/o Hardware
7	087760-01-AA3	EA	Drawer Face - Furnace Cabinet - w/o Hardware
	077251-01-000	EA	Drawer - Tiltout - Plastic
8	M05847-02-AA8	EA	Door Arm. - Furnace Cabinet - 17.9" x 14.5" - w/o Hardware
18	M05847-02-AA8	EA	Door Arm. - Furnace Cabinet - 17.9" x 14.5" - w/o Hardware
9	081519-02-X75	EA	Pad - Backrest (AA3)
**9	081519-10-AA3	EA	Pad - Backrest (AA3)
9	081519-02-AA8	EA	Pad - Backrest (AA4)
**9	081519-10-AA4	EA	Pad - Backrest (AA4)
10	M03988-02-AA3	EA	Cabinet Arm. - Dinette Seat - Rear - w/o Hardware
	M03997-02-AA3	EA	Cabinet Arm. - Dinette Back - Rear - w/o Hardware
*11	M02115-09-AA8	EA	Table Arm. - Dinette - w/o Hardware
12	M03988-01-AA3	EA	Cabinet Arm. - Dinette Seat - Front - w/o Door or Hardware
	M03997-01-AA3	EA	Cabinet Arm. - Dinette Back - Front - w/o Hardware
13	081519-01-X75	EA	Pad - Backrest (AA3)
**13	081519-11-AA3	EA	Pad - Backrest (AA3)
13	081519-01-AA8	EA	Pad - Backrest (AA4)
**13	081519-11-AA4	EA	Pad - Backrest (AA4)
	007021-01-000	EA	Seat Belt - 2" x 90" - Black
	057759-01-000	EA	Washer Bracket - Seat Belt
	000039-08-008	EA	Hex Nut - Ser. Fig. LK - 3/8 - 16 ZN

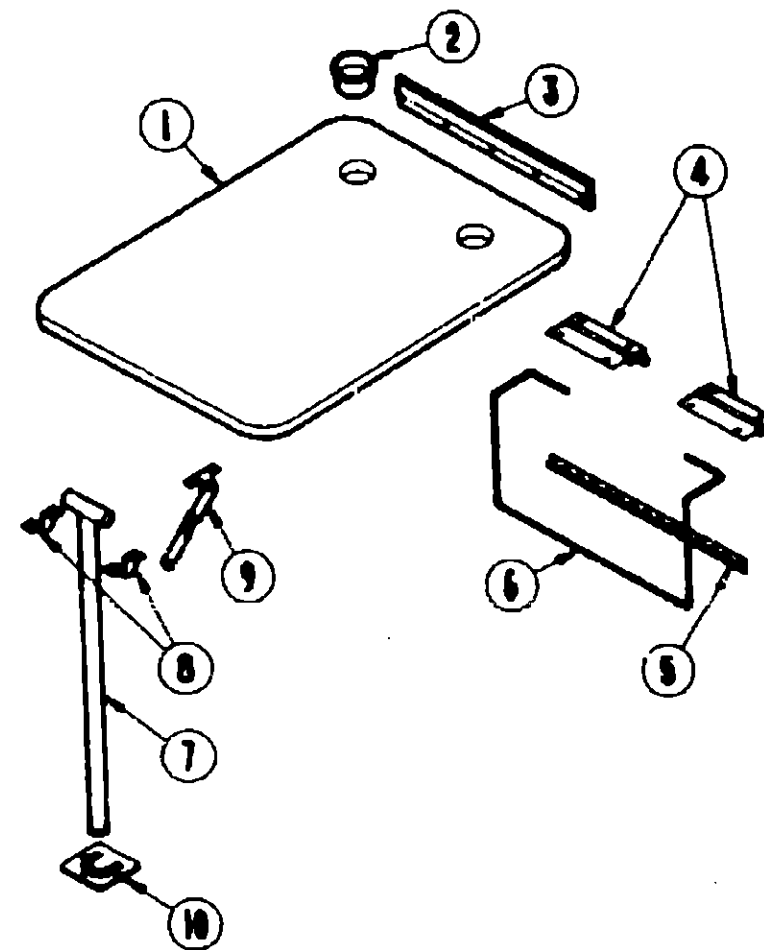
† These parts were used from 11/27/89 on.

** These parts were used from 11/26/89 on.

• See the next page for the breakdown of this item.

NOTE: See Curtain, Cushion & Pad Group for all fabric related items.

DINETTE GROUP (CONTINUED)



DINETTE TABLE & HARDWARE

Key	Part Number	U/M	Description
1	M02115-09-AA8	EA	Table - Dinette - w/o Hardware
2	064781-05-000	EA	Cup Holder - Two Step - Beige
3	053200-05-000	EA	Support - Table - 23.5" - Beige
4	088410-01-000	EA	Hanger - Table - Beige
5	024281-07-000	EA	Bracket - Table Lift
6	024275-05-000	EA	Rod - Table Lift - Beige
7	048483-01-000	EA	Catch - Table Leg
8	024276-17-000	EA	Leg Arm. - Table - Tan
*8	024276-21-000	EA	Leg Arm. - Table - Beige
9	084050-02-000	EA	Clamp - Saddle - Leg Hinge - Tan
*9	084050-03-000	EA	Clamp - Saddle - Leg Hinge - Tan
10	024282-01-000	EA	Brace Table Leg
	024283-01-000	EA	Clip - 1" - 1.125" - OD Type - Black

• These parts were used from 1/2/80 on.

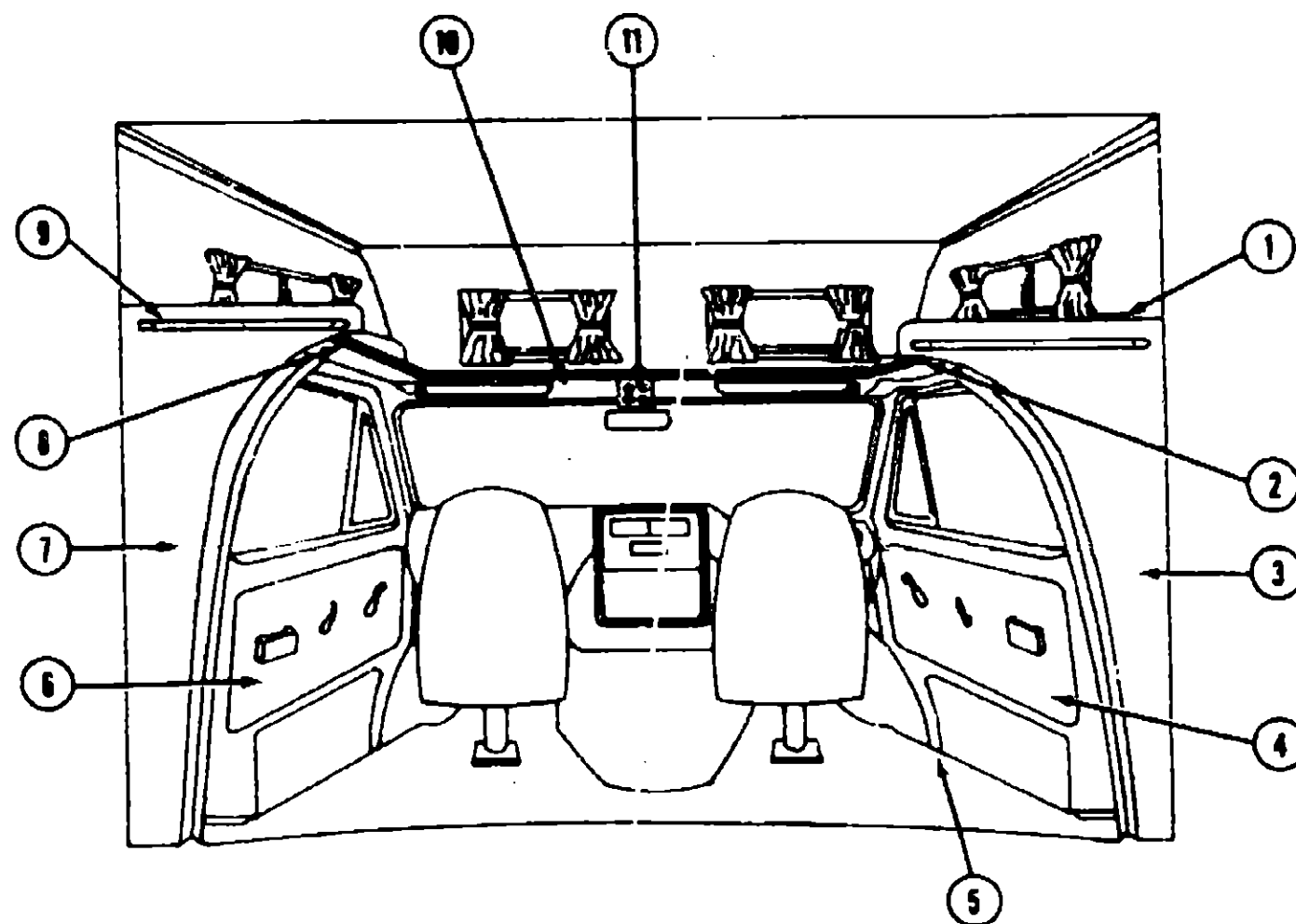
1990 WINNEBAGO TABLE OF CONTENTS

INTRODUCTION	A-01 - A-02
ABBREVIATIONS	A-03
ALPHABETICAL/GROUP REFERENCE	A-04 - A-06
WF327RT	A-07 - D-20
WF327RB	D-21 - G-14
WC/F321RG	G-15 - J-20

1990 WC/F321RG INDEX

Floor Plan	G-15 - G-16
Accessories Group	G-17 - G-20
Bath Group	G-21 - G-22
Cheese Group	G-23 - H-01
Curtain, Cushion & Pad Group	H-02 - H-10
Dinette Group	H-11 - H-12
Driver's Compartment Group	H-13 - H-18
Electrical Group	H-19 - H-21
Exterior Body Group	H-22 - I-02
Galley Group	I-03 - I-08
Heating & Air Conditioning Group	I-07 - I-08
Interior Finish Group	I-09 - I-11
Labels Group	I-12 - I-19
LP Group	I-20
Lounge Group	I-21 - I-22
Sealants & Fasteners Group	I-23 - I-24
Water & Sewage Group	J-01 - J-02
Window, Vent & Exterior Door Group	J-03 - J-20

DRIVER'S COMPARTMENT GROUP
MISCELLANEOUS DRIVER'S COMPARTMENT COMPONENTS (CHEVROLET)



Key	Part Number	U/M	Description
1	088208-01-AA3	EA	Cabinet Arm. - Headboard
2	M88155-01-AA3	EA	Sleeper Board Arm.
*2	M88155-01-A83	EA	Sleeper Board Arm.
	079800-03-000	EA	Trim - Front - Sleeper Board - Metal - Off White
3	087176-01-AA3	EA	Wingwall Arm. - Inner - Passenger - Beige
*3	087176-01-A83	EA	Wingwall Arm. - Inner - Passenger - Off White
4	058481-01-Y30	EA	Side Panel - Cab Door - Passenger (AA3)
4	058481-01-AA4	EA	Side Panel - Cab Door - Passenger (AA4)
5	082432-01-AA3	EA	Floor Mat - Passenger
	082431-01-AA3	EA	Floor Mat - Driver
6	058482-01-Y30	EA	Side Panel - Cab Door - Driver (AA3)
3	058482-01-AA4	EA	Side Panel - Cab Door - Driver (AA4)
7	087176-02-AA3	EA	Wingwall Arm. - Inner - Driver - Beige
*7	087176-02-A83	EA	Wingwall Arm. - Inner - Driver - Off White
8	080742-02-000	FT	Accent Trim - Vinyl - Beige
8	080742-03-000	FT	Accent Trim - Vinyl - Off White
9	082068-03-AA3	EA	Trim - Wingwall - 158" - Wood
	074045-07-000	EA	Plug - Wood - 1/2"
10	091829-01-AA3	EA	Headliner - Front - Beige
*10	091829-01-A83	EA	Headliner - Front - Off White
	091825-02-AA3	EA	Headliner - Vinyl Covered - Sides - Beige
	091825-02-A83	EA	Headliner - Vinyl Covered - Sides - Off White
11	M01288-03-000	EA	Console - Overhead - w/o Holes - Beige
11	076351-10-000	EA	Console - Overhead - w/o Lights & Gauges - Off White (Generator Options)
11	076351-08-000	EA	Console - Overhead - w/o Lights & Gauges - Off White
	024461-01-000	EA	Switch - Battery
	024462-01-000	EA	Switch - Battery Condition
	024678-01-000	EA	Switch - Generator w/o Circuit Board
	031035-01-000	EA	Gauge - Generator Hourmeter
	024458-04-000	EA	Gauge - Voltmeter
	024458-02-000	EA	Bracket - Mounting - Voltmeter Gauge
	084785-01-000	EA	Speedometer - Kilometer
	084787-01-000	EA	Instrument Cluster - KM88 - Gas
**	084787-03-000	EA	Instrument Cluster - KM89 - Gas
* These parts are used from 10/2/88 on.			
** These parts are used from 3/19/90 on.			

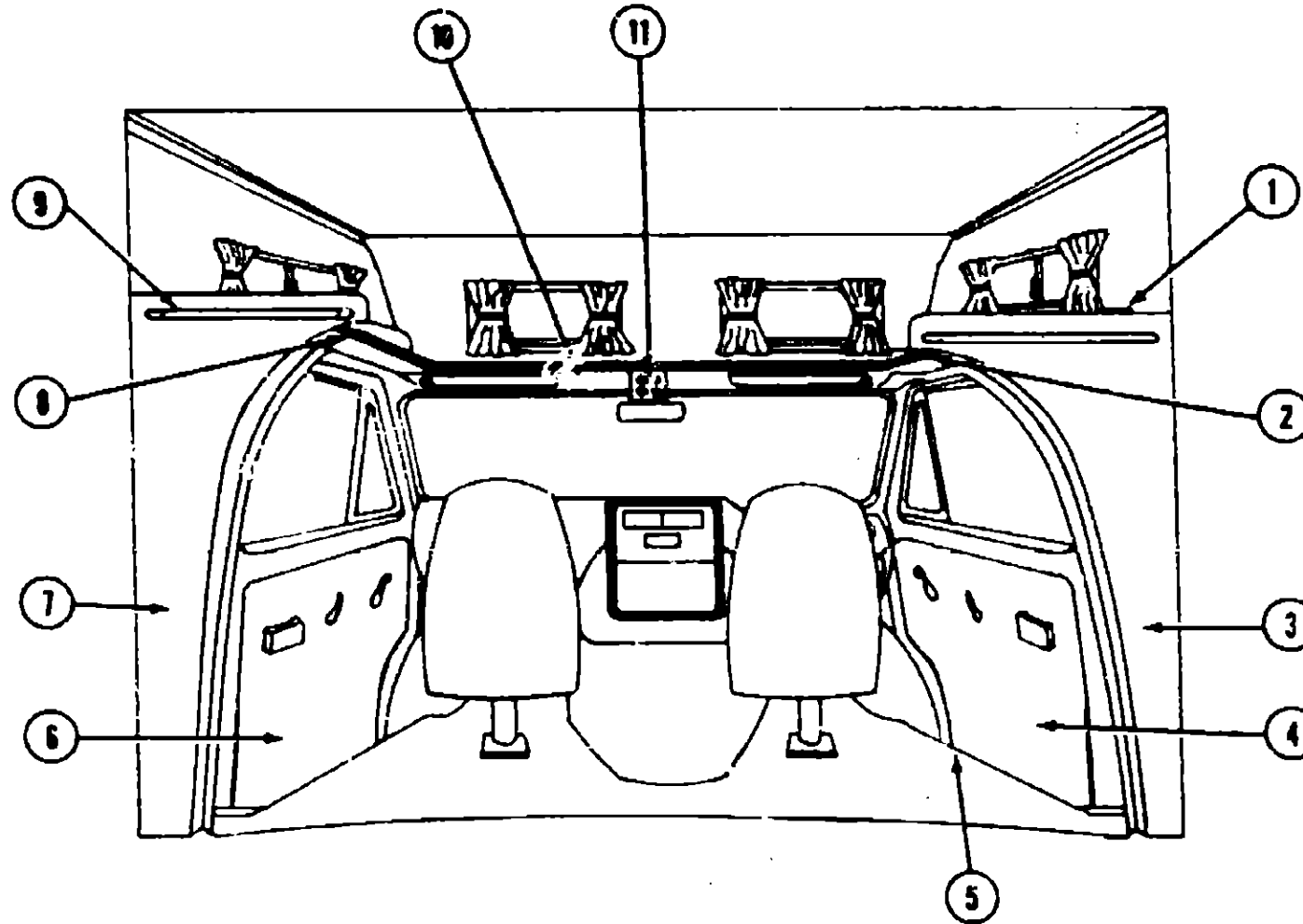
1990 WINNEBAGO
TABLE OF CONTENTS

INTRODUCTION	A-01 - A-02
ABBREVIATIONS	A-03
ALPHABETICAL/GROUP REFERENCE	A-04 - A-08
WF327RT	A-07 - D-20
WF327RB	D-21 - G-14
WC/F321RG	G-15 - J-20

1990 WC/F321RG INDEX

Floor Plan	G-15 - G-16
Accessories Group	G-17 - G-20
Bath Group	G-21 - G-22
Chassis Group	G-23 - H-01
Curtain, Cushion & Pad Group	H-02 - H-10
Dinette Group	H-11 - H-12
Driver's Compartment Group	H-13 - H-18
Electrical Group	H-19 - H-21
Exterior Body Group	H-22 - I-02
Galley Group	I-03 - I-06
Heating & Air Conditioning Group	I-07 - I-08
Interior Finish Group	I-09 - I-11
Labels Group	I-12 - I-19
LP Group	I-20
Lounge Group	I-21 - I-22
Sealants & Fasteners Group	I-23 - I-24
Water & Sewage Group	J-01 - J-02
Window, Vent & Exterior Door Group	J-03 - J-20

DRIVER'S COMPARTMENT GROUP (CONTINUED)
MISCELLANEOUS DRIVER'S COMPARTMENT COMPONENTS (FORD)



Key	Part Number	U/M	Description
1	086208-01-AA3	EA	Cabinet Arm. - Headboard
2	M86155-01-AA3	EA	Sleeper Board Arm.
*2	M86155-01-A93	EA	Sleeper Board Arm.
	078800-03-000	EA	Trim - Front Sleeper Board - Metal - Off White
3	086244-01-AA3	EA	Wingwall Arm. - Inner - Passenger - Beige
*3	086244-01-A93	EA	Wingwall Arm. - Inner - Passenger - Off White
**4	NOTE	EA	Side Panel - Cab Door - Passenger
5	083411-01-AA3	EA	Floor Mat - Passenger
	083410-01-AA3	EA	Floor Mat - Driver
**6	NOTE	EA	Panel Arm. - Cab Door - Driver - Beige
7	086244-02-AA3	EA	Wingwall Arm. - Inner - Driver - Beige
*7	086244-02-A93	EA	Wingwall Arm. - Inner - Driver - Off White
	091871-01-000	EA	Cover - Seat Belt - Beige
	091871-05-000	EA	Cover - Seat Belt - Off White
8	080742-02-000	FT	Accent Trim - Vinyl - Beige
8	080742-03-000	FT	Accent Trim - Vinyl - Off White
9	082089-03-AA3	EA	Trim - Wing-wall - 158" - Wood
	074045-07-000	EA	Plug - Wood - 1/2"
10	091831-01-AA3	EA	Headliner As. w/Vinyl - Front - Beige
10	091831-01-A93	EA	Headliner As. w/Vinyl - Front - Off White
	091825-02-AA3	EA	Headliner - Vinyl Covered - Side - Beige
	091825-02-A93	EA	Headliner - Vinyl Covered - Side - Off White
11	M01298-01-000	EA	Console - Overhead - w/o Holes - Beige
11	049380-20-000	EA	Console - Overhead - w/o Lights or Gauges - Off White
11	049380-19-000	EA	Console - Overhead - w/o Lights or Gauges - Off White (Generator Option)
	024461-01-000	EA	Switch - Battery
	024462-01-000	EA	Switch - Battery Condition
	024976-01-000	EA	Switch - Generator w/o Circuit Board
	031035-01-000	EA	Gauge - Generator Hourmeter
	024359-04-000	EA	Gauge - Voltmeter
	024459-02-000	EA	Bracket - Mounting - Voltmeter Gauge
	094795-01-000	EA	Speedometer - Kilometer (CSA)

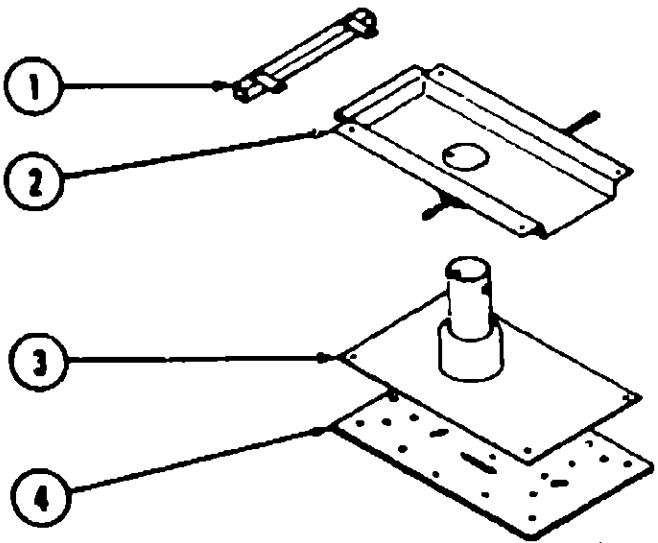
- * These are parts used from 10/2/89 on.
- ** This part is supplied by your Ford dealer.

1990 WINNEBAGO
TABLE OF CONTENTS

INTRODUCTION	A-01 - A-02
ABBREVIATIONS	A-03
ALPHABETICAL/GROUP REFERENCE	A-04 - A-08
WF327RT	A-07 - D-20
WF327RB	D-21 - G-14
WC/F321RG	G-15 - J-20

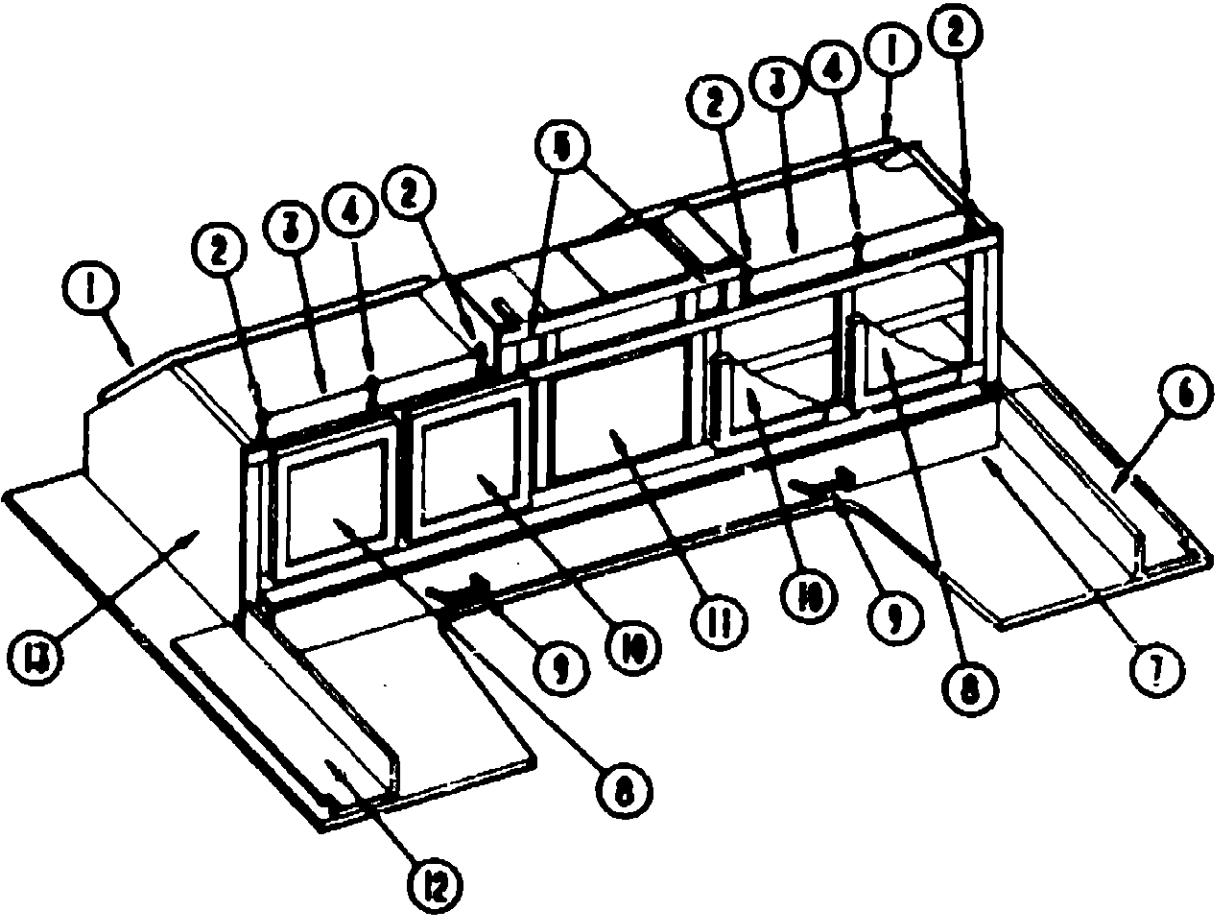
1990 WC/F321RG INDEX

Floor Plan	G-15 - G-18
Accessories Group	G-17 - G-20
Bath Group	G-21 - G-22
Chassis Group	G-23 - H-01
Curtain, Cushion & Pad Group	H-02 - H-10
Dinette Group	H-11 - H-12
Driver's Compartment Group	H-13 - H-18
Electrical Group	H-19 - H-21
Exterior Body Group	H-22 - I-02
Galley Group	I-03 - I-08
Heating & Air Conditioning Group	I-07 - I-08
Interior Finish Group	I-09 - I-11
Labels Group	I-12 - I-19
LP Group	I-20
Lounge Group	I-21 - I-22
Sealants & Fasteners Group	I-23 - I-24
Water & Sewage Group	J-01 - J-02
Windows, Vent & Exterior Door Group	J-03 - J-20



BUCKET SEAT PEDESTAL & SEAT BELT

Key	Part Number	U/M	Description
1	088585-29-000	EA	Bar - Seat Belt - 20"
2	089565-27-000	EA	Plate - Top - Pedestal Asm.
3	088585-03-000	EA	Plate - Sub - Pedestal Asm.
4	088585-02-000	EA	Plate - Base - Pedestal Asm. - Bucket Seat
	088246-01-000	EA	Adjuster Arm. - Seat - w/Lock
	088246-02-000	EA	Adjuster Arm. - Seat - w/o Lock
	088246-05-700	EA	Spring For Side Adjuster
	007221-01-000	EA	Spacer - Seat Adjuster



TV & ENTERTAINMENT CABINETRY (OPTION L43V)

Key	Part Number	U/M	Description
1	088679-01-01A	EA	Panel - Window - Black Plastic
2	084070-02-000	EA	Post - End - Brass
3	084071-06-000	EA	Rod - Brass - 25"
4	084070-01-000	EA	Post - Center - Brass
5	072333-67-000	YD	Fabric - Speaker Cover
	088819-01-000	EA	Speaker - 2 Watt - 8 OHM - 4"
	074879-11-000	EA	Cover - Speaker - Plastic - Off White
6	088887-01-AA3	EA	Cabinet - Headboard - Passenger
7	088839-01-AA3	EA	Drawer - Entertainment - Front
	079145-07-000	EA	Cushion - Front Bunk - 23" x 75" x 2.5"
8	M98854-84-A93	EA	Door - Cabinet - 14" x 14" - w/o Hardware
9	088284-01-000	EA	Pull - Drawer - Polished Brass
10	M98854-85-A93	EA	Door - Cabinet - 14" x 14" - w/c Hardware
11	088447-01-000	EA	TV - 13" Color w/Remote (USA)
11	088447-02-000	EA	TV - 13" Color w/Remote (CSA)
	088447-01-700	EA	Remote Control
	088856-01-000	EA	TV - Tiedown
12	088887-02-AA3	EA	Cabinet - Headboard - Driver
13	088445-01-AA3	EA	Cabinet - Entertainment - Front
	See Curtain, Cushion & Pad Group for further breakdown of this item.		

1990 WINNEBAGO
TABLE OF CONTENTS

INTRODUCTION	A-01 - A-02
ABBREVIATIONS	A-03
ALPHABETICAL/GROUP REFERENCE	A-04 - A-06
WF327RT	A-07 - D-30
WF327RB	D-21 - G-14
WC/F321RG	G-15 - J-20

1990 WC/F321RG INDEX

Floor Plan	G-15 - G-18
Accessories Group	G-17 - G-20
Bath Group	G-21 - G-22
Chassis Group	G-23 - H-01
Curtain, Cushion & Pad Group	H-02 - H-10
Dinette Group	H-11 - H-12
Driver's Compartment Group	H-13 - H-18
Electrical Group	H-19 - H-21
Exterior Body Group	H-22 - I-02
Galley Group	I-03 - I-06
Heating & Air Conditioning Group	I-07 - I-08
Interior Finish Group	I-09 - I-11
Labels Group	I-12 - I-19
LP Group	I-20
Lounge Group	I-21 - I-22
Sealants & Fasteners Group	I-23 - I-24
Water & Sewage Group	J-01 - J-02
Window, Vent & Exterior Door Group	J-03 - J-20

ELECTRICAL GROUP

MISCELLANEOUS ELECTRICAL COMPONENTS

Key	Part Number	U/M	Description
	072852-01-000	EA	Smoke Detector w/9 Volt Battery
	083208-01-000	EA	Converter - 32 Amp. w/Charger
	084809-01-000	EA	Load Center - 240 Volt - 125 Amp. (Export)

WIRES, SWITCHES, & RECEPTACLES

Key	Part Number	U/M	Description
	008288-01-000	EA	Box - Electrical - 3" x 3.5" - Plastic
	008303-01-000	EA	Box - Electrical - 4" x 2 1/8" x 2 1/8"
	008289-01-000	EA	Box - Electrical - 4" x 4" - 1/2 & 3/4 Steel
	008289-02-000	EA	Box - Electrical - 4" x 4" (CSA)
	058049-01-000	EA	Box - Electrical - 2" x 3" x 2.25" - Steel
	008037-01-000	EA	Cable - Battery - 1 AWG - Stranded - Black
	041953-01-000	FT	Conduit - Convolute Slt - .5" ID
	041953-03-000	FT	Conduit - Convolute Slt - 1" ID
	041953-05-000	FT	Conduit - Convolute Slt - .62" ID
	041953-09-000	FT	Conduit - Convolute Slt - .50" ID
	008355-01-000	EA	Connector - Cable Clamping - 3/4"
	008356-01-000	EA	Connector - Plastic - 3/8" Avg.
	058028-01-000	EA	Connector - Pigtail - Clear Nylon
	008311-01-000	EA	Connector - Wire Nut - Red
	008314-01-000	EA	Connector - Wire Nut - Gray
	021967-01-000	EA	Contact - Receptacle
	008054-01-000	EA	Cord - Power - 10-3 30 Amp. - 25'
	008052-01-000	EA	Cord - Power - 10-3 30 Amp. (CSA)
	008294-01-000	EA	Cover Plate - Electrical Box - Blank Steel - 4 x 4 (USA)
	008294-02-000	EA	Cover Plate - Electrical Box - Blank Steel - 4" x 4" (CSA)
	053337-01-000	EA	Cover Plate - Blank - Ivory
	024459-01-000	EA	Gauge Asm. - Voltmeter
	031035-01-000	EA	Gauge - Hourmeter
	008394-01-000	EA	Grommet - Snap - 3" Dia.
	023942-01-000	EA	Grommet - Rubber - 2" OD
	062037-01-000	EA	Housing - Auto Fuse - Natural
	063910-01-000	EA	Housing - Relay
	088474-09-000	EA	Housing - Socket
	087744-01-000	EA	Housing - Trailer Pin - 12"
	087744-02-000	EA	Housing - Trailer Pin - 48"
	087746-01-000	EA	Housing Asm. - Trailer Cap
	087745-01-000	EA	Housing Asm. - Trailer Receptacle - 12"
	088473-05-000	EA	Housing Pin - 6 Position In Line
	088473-08-000	EA	Housing Pin - 4 Position
	088273-09-000	EA	Housing Pin - 3 Position (Single Row)
	088473-10-000	EA	Housing Pin - 2 Position
	088474-08-000	EA	Housing Socket - 4 Position
	088474-09-000	EA	Housing Socket - 6 Position
	088475-01-000	EA	Pin - Connector
	048885-01-000	EA	Plaque - Mounting Switch
	075738-02-000	EA	Receptacle/Cover Asm. - Off White (Exterior)
	084077-01-000	EA	Receptacle Cover - Ivory (Ground Fault Interrupter)
	084078-01-000	EA	Receptacle - 15 Amp. - 125 Volt - Ivory (Ground Fault Interrupter)
	087734-01-01A	EA	Receptacle - Extension - 3.2" x 5" x 7" - Ivory
	024824-02-000	EA	Receptacle - Power Cord
	058707-01-000	EA	Receptacle - Single - Brown
	007940-01-000	EA	Receptacle - Slide - 18 to 12 Awg.
	058708-02-000	EA	Receptacle - Double Electrical - Ivory
	058708-01-000	EA	Receptacle - Duplex - Brown

ELECTRICAL GROUP (CONTINUED)

WIRES, SWITCHES & RECEPTACLES (CONTINUED)

Key	Part Number	U/M	Description
	088476-01-000	EA	Socket - Connector
	008188-01-000	EA	Solenoid - 3 Post - Battery Charge Over
	024461-01-000	EA	Switch - Battery
	024462-01-000	EA	Switch - Battery Condition.
	008125-01-000	EA	Switch - Push Button - 12 Volt
	008121-01-01A	EA	Switch Plate - 1 Gang - Polished Brass
	008351-02-01A	EA	Switch Plate - 2 Gang - Polished Brass
	079384-01-000	EA	Switch - On/Off Rocker - Brown
	087987-01-000	EA	Switch - Water Heater
	047443-01-000	EA	Terminal - .250 Receptacle Fk - Insulated - 16/14 AWG
	008328-01-000	EA	Terminal Ring - 16/14 Wire - 3/8" Stud
	035416-04-000	EA	Terminal Ring - #10 Stud Fit
	008328-01-000	EA	Terminal Ring - 12/10 Wire
	008348-01-000	EA	Terminal Ring - 2 - 3/8 Stud
	008331-01-000	EA	Terminal Ring - 4 - 3/8 Stud
	062038-02-000	EA	Terminal - Pack - Con - 16/14 AWG
	008026-01-000	FT	Wire - 12/2 Romex w/Ground
	008343-01-000	EA	Wire Tie - 6"

EXTERIOR LIGHTS

Key	Part Number	U/M	Description
	042405-01-000	EA	Lens - Side Marker/Clearance Light - w/Reflex - Red
	042405-02-000	EA	Lens - Side Marker Light - w/Reflex - Amber
	042405-03-000	EA	Base - Clearance Light - Rectangular
	091983-01-000	EA	Gasket - Light - Side Marker
	038196-01-000	EA	Bulb - 12 Volt - #194
	062740-04-000	EA	Wedge - Tail Light - Plastic - Passenger Side - Off White
	082742-04-000	EA	Wedge - Tail Light - Plastic - Driver Side - Off White
	007309-01-000	EA	Light - License Plate
	058540-01-000	EA	Bracket - License Plate
	058032-02-000	EA	Tail Lamp - 2 Bulb - Black Bezel
	058032-02-700	EA	Lens - Tail Lamp - w/Backup - Red
	058032-02-701	EA	Lens - Tail Lamp - w/o Backup - Red
	037935-01-000	EA	Bulb - Tail Lamp - #1157 - 12 volt
	008089-01-000	EA	Light - Porch/Entry Door - Off White (US)
	008089-02-000	EA	Porch Light - Recessed (CSA)
	008089-04-700	EA	Lens - Porch Light
	008215-01-000	EA	Bulb - Porch Light
	100138-01-000	EA	Module - Daytime Running Lights
	100159-02-000	EA	Wire Asm. - Daytime Running Lights (Ford)
	100159-03-000	EA	Wire Asm. - Daytime Running Lights (Chevrolet)

INTERIOR LIGHTS

Key	Part Number	U/M	Description
	098024-01-01A	EA	Dome Light - 1 Bulb - Ivory (US)
	098024-02-01A	EA	Dome Light - 1 Bulb - Ivory (CSA)
	098024-03-01A	EA	Dome Light - 2 Bulb - Ivory (US)
	098024-04-01A	EA	Dome Light - 2 Bulb - Ivory (CSA)
	098024-01-700	EA	Lens - Dome Light
	008218-01-000	EA	Bulb - Dome Light - 12 Volt - #1141
	086280-01-000	EA	Light - Surface Mount - 12 Volt
	086280-01-700	EA	Bulb - 12 Volt - 6 Watt

1990 WINNEBAGO
TABLE OF CONTENTS

INTRODUCTION	A-01 - A-02
ABBREVIATIONS	A-03
ALPHABETICAL/GROUP REFERENCE	A-04 - A-08
WF327RT	A-07 - D-20
WF327RB	D-21 - G-14
WC/F321RG	G-15 - J-20

1990 WC/F321RG INDEX

Floor Plan	G-15 - G-18
Accessories Group	G-17 - G-20
Bath Group	G-21 - G-22
Chassis Group	G-23 - H-01
Curtain, Cushion & Pad Group	H-02 - H-10
Dinette Group	H-11 - H-12
Driver's Compartment Group	H-13 - H-18
Electrical Group	H-19 - H-21
Exterior Body Group	H-22 - I-02
Galley Group	I-03 - I-06
Heating & Air Conditioning Group	I-07 - I-08
Interior Finish Group	I-09 - I-11
Labels Group	I-12 - I-19
LP Group	I-20
Lounge Group	I-21 - I-22
Sealants & Fasteners Group	I-23 - I-24
Water & Sewage Group	J-01 - J-02
Window, Vent & Exterior Door Group	J-03 - J-20

ELECTRICAL GROUP (CONTINUED)

BULBS

Key	Part Number	U/M	Description
	082885-01-709	EA	Bulb - 912 (Stove Hood)
	008215-01-000	EA	Bulb - 1003 (Porch Light)
	008218-01-000	EA	Bulb - 1141 (Dome Light)
	037834-01-000	EA	Bulb - 1156 (Back-Up Light)
	037835-01-000	EA	Bulb - 1157 (Tail Lamp)
	084880-01-708	EA	Bulb - DC Light (Refrigerator) (Export)
	088737-01-710	EA	Bulb - 30W (Microwave Oven)
	088280-01-700	EA	Bulb - 12 Volt - 6 Watt (Surface Light)
	008213-01-000	EA	Bulb - 57 (Clearance Light)

FUSES & CIRCUIT BREAKERS

Key	Part Number	U/M	Description
	008235-01-000	EA	Fuse - 12 Volt - 15 Amp.
	082901-05-000	EA	Fuse - 15 Amp. - Automotive
	008211-01-000	EA	Circuit Breaker - 6 Amp. - 12 Volt
	083209-01-000	EA	Circuit Breaker - 15 Amp. - 120 Volt
	083210-02-000	EA	Circuit Breaker - 15 Amp. - 120 Volt (Ground Fault Interrupter)
	083209-02-000	EA	Circuit Breaker - 15/15 Amp. - 120 Volt
	083209-03-000	EA	Circuit Breaker - 15/20 mp. - 120 Volt
	033573-01-030	EA	Circuit Breaker - 20 Amp. - 12 Volt
	084811-01-000	EA	Circuit Breaker - 20/20 Amp. - 120 Volt
	008268-01-000	EA	Circuit Breaker - 30 Amp. - 12 Volt
	083209-04-000	EA	Circuit Breaker - 20 Amp. - 120 Volt
	083209-05-000	EA	Circuit Breaker - 30/15 Amp. - 120 Volt
	084810-01-000	EA	Circuit Breaker - 30/30 Amp. - 120 Volt (Export)
	083209-06-000	EA	Circuit Breaker Blank
	050283-02-000	EA	Circuit Breaker - Bus Bar
	100341-01-000	EA	Fuse Holder - In Line Type
	008277-01-000	EA	Fuse Holder - Black - Panel Mount

EXTERIOR BODY GROUP

MISCELLANEOUS EXTERNALLY MOUNTED PARTS

Key	Part Number	U/M	Description
	083558-01-000	EA	Plumbing Seal - Roof Vent - 1.5
	009126-01-000	EA	Assist Handle - Chrome
	009126-02-000	EA	Assist Handle - Black
	087859-04-000	EA	Fill - City Water - Off White
	089362-06-000	EA	Tube - Support - Floor to Valance - 17"
	075735-02-000	EA	Cover - Exterior Receptacle - Off White
	083615-06-000	EA	Holder - Compartment Door - Plastic - Off White
	049347-01-000	EA	Head - Mirror - 7.5" x 10.5" - Stainless Steel
	049347-02-000	EA	Head - Mirror - 7.5" x 10.5" - Off White
	062047-01-000	EA	Arm - West Coast Mirror
	006043-01-000	EA	Mirror - Exterior - Convex - Adhesive Backed

SHEET FIBERGLASS, ALUMINUM & STYROFOAM

Key	Part Number	U/M	Description
	044487-01-001	EA	Aluminum - Mill Finish - No Design - 96" x 360" (Roof)
	001054-01-011	EA	Aluminum Sheet - 48" x 96" - Flat - Off White
	000868-01-000	SF	Styrofoam - 3/4" x 24" x 96"
	000870-03-000	SF	Styrofoam - 1.34" x 48" x 50"
	076054-82-000	EA	Fiberglass Sheet - 48" x 238" - Off White
	077517-24-000	EA	Fiberglass Sheet - 48" x 96" - Off White
	083743-01-02A	SF	Plastic - ABS - 11.5" Wide - Off White

1990 WINNEBAGO
TABLE OF CONTENTS

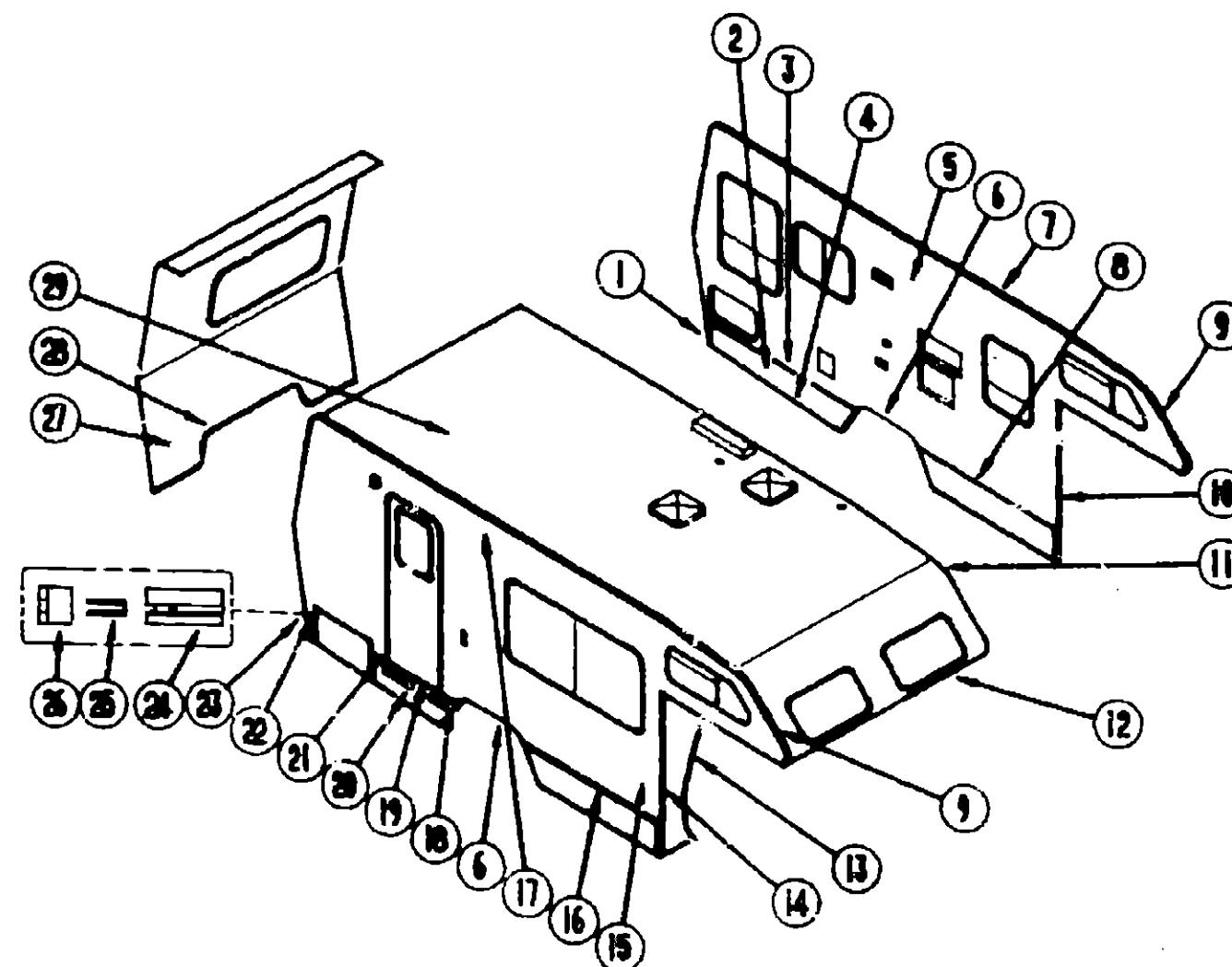
INTRODUCTION	A-01 - A-02
ABBREVIATIONS	A-03
ALPHABETICAL/GROUP REFERENCE	A-04 - A-06
WF327RT	A-07 - D-20
WF327RB	D-21 - G-14
WC/F321RG	G-15 - J-20

1990 WC/F321RG INDEX

Floor Plan	G-15 - G-16
Accessories Group	G-17 - G-20
Bath Group	G-21 - G-22
Chassis Group	G-23 - H-01
Curtain, Cushion & Pad Group	H-02 - H-10
Dinette Group	H-11 - H-12
Driver's Compartment Group	H-13 - H-18
Electrical Group	H-19 - H-21
Exterior Body Group	H-22 - I-02
Galley Group	I-03 - I-06
Heating & Air Conditioning Group	I-07 - I-08
Interior Finish Group	I-09 - I-11
Labels Group	I-12 - I-19
LP Group	I-20
Lounge Group	I-21 - I-22
Sealants & Fasteners Group	I-23 - I-24
Water & Sewage Group	J-01 - J-02
Window, Vent & Exterior Door Group	J-03 - J-20

EXTERIOR BODY GROUP (CONTINUED)

EXTERIOR BODY PANELS



1990 WINNEBAGO TABLE OF CONTENTS

INTRODUCTION	A-01 - A-02
ABBREVIATIONS	A-03
ALPHABETICAL/GROUP REFERENCE	A-04 - A-06
WF327RT	A-07 - D-20
WF327RB	D-21 - G-14
WC/F321RG	G-15 - J-20

1990 WC/F321RG INDEX

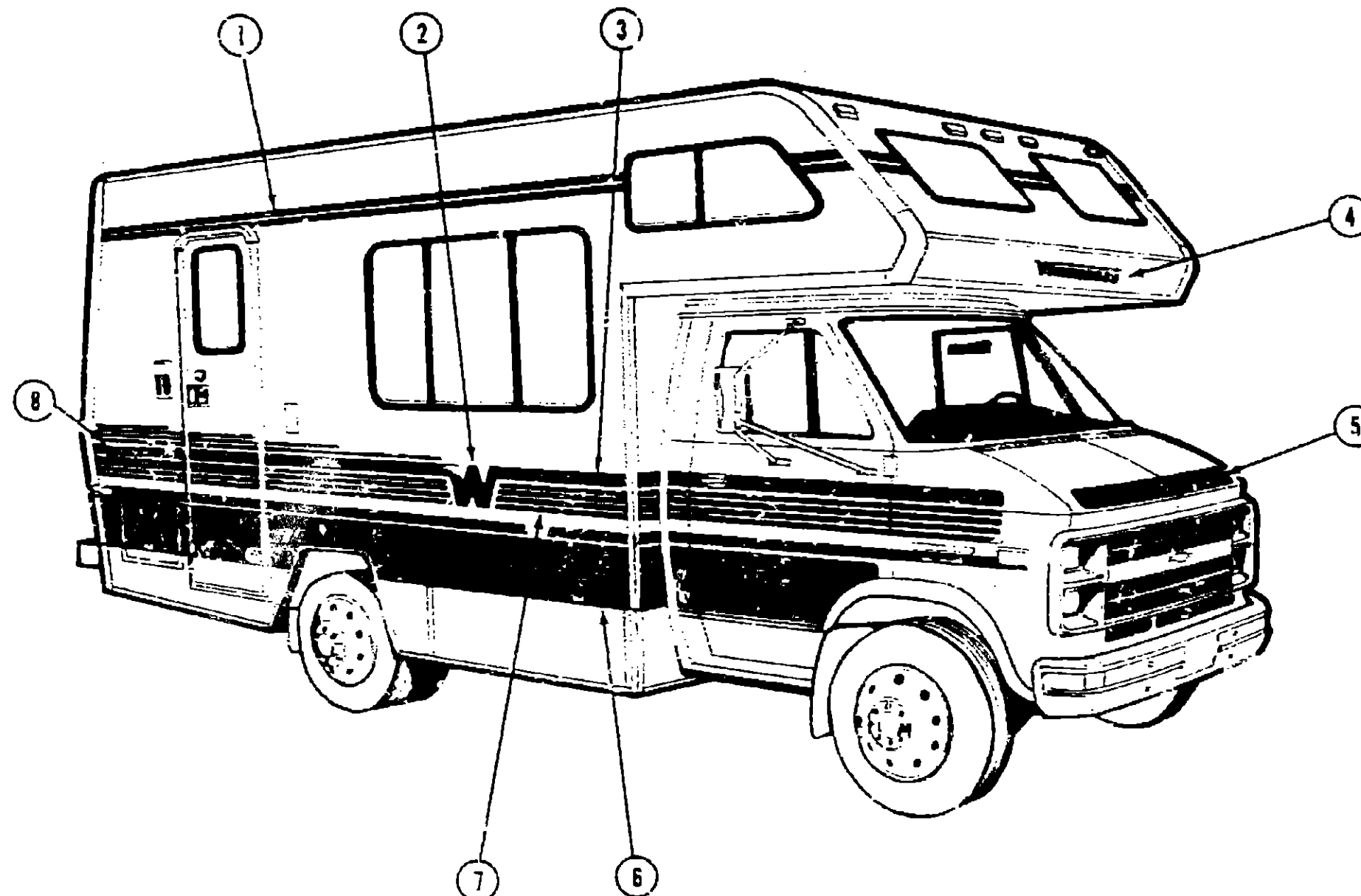
Floor Plan	G-15 - G-16
Accessories Group	G-17 - G-20
Bath Group	G-21 - G-22
Chassis Group	G-23 - H-01
Curtain, Cushion & Pad Group	H-02 - H-10
Dinette Group	H-11 - H-12
Driver's Compartment Group	H-13 - H-18
Electrical Group	H-19 - H-21
Exterior Body Group	H-22 - I-02
Galley Group	I-03 - I-06
Heating & Air Conditioning Group	I-07 - I-08
Interior Finish Group	I-09 - I-11
Labels Group	I-12 - I-19
LP Group	I-20
Lounge Group	I-21 - I-22
Sealants & Fasteners Group	I-23 - I-24
Water & Sewage Group	J-01 - J-02
Window, Vent & Exterior Door Group	J-03 - J-20

Key	Part Number	U/M	Description
1	097907-02-02A	EA	Filter - Valance Panel - Rear - Off White
2	096393-09-AA3	EA	Valance Asm. - Rear
*3	096818-03-01A	EA	Trim - Sidewall - Lower - 72.4" - Off White
4	U96217-55-001	EA	U-Channel - 17.5' - Off White
5	M96610-01-AA3	EA	Sidewall Asm. - Driver (Special Order Item)
†5	M96677-01-AA3	EA	Sidewall Asm. - Driver (Special Order Item)
6	096215-01-01A	EA	Trim - Wheelwell - Rear - Metal - Off White
7	096884-01-01A	EA	Trim - Contour - Roof - Off White
*8	096817-02-01A	EA	Trim - Sidewall - Lower - 64.37" - Off White
9	096854-01-01A	EA	Trim - Contour - Off White
	079280-01-01A	FT	Vinyl Insert - Contour Trim - 72" - Off White
10	096970-02-01A	EA	Trim - Wingwall - Off White
	M96772-02-AA3	EA	Wingwall - Driver's Side w/Gusset (Chevrolet)
	M96154-02-AA3	EA	Wingwall - Driver's Side w/Gusset (Ford)
	096945-02-01A	EA	Trim - "L" Angled - Driver's Wingwall - Off White
11	078580-01-000	EA	Trim - Roof to Front Cab
12	039844-09-000	EA	Trim - Sleeper Board - Off White
13	M96772-01-AA3	EA	Wingwall - Passenger's Side w/Gusset (Chevrolet)
13	M96154-01-AA3	EA	Wingwall - Passenger's Side w/Gusset (Ford)
	096945-01-01A	EA	Trim - "L" Angled - Passenger's Wingwall - Off White
	096334-01-000	FT	Vinyl - Exterior Trim - Between Wingwall & Cab Seal - White
14	096970-01-01A	EA	Trim - Wingwall - Off White
15	M96609-01-AA3	EA	Sidewall Asm. - Passenger (Special Order Item)
†15	M96678-01-AA3	EA	Sidewall Asm. - Passenger (Special Order Item)
*16	096818-03-01A	EA	Trim - Sidewall - Lower - 64.45" - Off White

Key	Part Number	U/M	Description
17	096217-55-001	EA	U-Channel - 17.5' - Off White
*18	096817-04-01A	EA	Trim - Sidewall - Lower - 6.65" - Off White
19	002444-04-002	EA	Feature Strip w/o Insert - 15' Long - Off White
	001030-02-003	EA	Insert - Feature Strip - Stucco
	009731-01-000	EA	End Cap - Feature Strip
20	096865-01-AA3	EA	Valance - Entry Door
	044582-02-000	EA	Drip Cap - Jamb Mounted - Off White
*21	097190-01-01A	EA	Trim - Sidewall - Lower - 4.3" - Off White
22	097907-03-02A	EA	Filter - Valance Panel - Rear - Off White
*23	096817-04-01A	EA	Trim - Sidewall - Lower - 6.65" - Off White
24	NOTE	EA	Trim - Sidewall - Lower - Off White
25	001030-02-003	EA	Insert - Lower Sidewall Trim
26	098424-02-01A	EA	End Cap - Sidewall Trim - Rear (Passenger's Side) & Front (Driver's Side)
26	098424-01-01A	EA	End Cap - Sidewall Trim - Rear (Driver's Side) & Front (Passenger's Side)
27	M96633-01-AA3	EA	Backwall Asm. (Special Order Item)
†27	M96633-01-A93	EA	Backwall Asm. (Special Order Item)
28	096197-02-01A	EA	Trim - Backwall - Lower - U-Channel - 1" Wide - Off White
29	M96631-01-AA3	EA	Roof Asm. (Special Order Item)
†29	M96631-01-A33	EA	Roof Asm. (Special Order Item)
*	See the inset illustration for additional numbers.		
†	These parts were used from 10/02/89 on.		

EXTERIOR BODY GROUP (CONTINUED)

DECALS & FILM STRIPE



Key	Part Number	U/M	Description
1	063217-N1-000	FT	Multistripe - 2 Stripes - 2.40" x 150' - Burgundy/Blue
2	079351-35-000	EA	Decal - Flying "W" - Blue
3	078331-70-000	FT	Stripe - 1 Line - 1.75" x 150' - Blue
4	050313-22-000	EA	Decal - Logo - "Winnebago" - 2.8" - Chrome
5	081944-10-000	EA	Decal - Hood - Chevrolet - Medium Blue
6	081940-10-000	EA	Decal - Hood - Ford - Medium Blue
7	023660-16-01A	FT	Multistripe - 2 Stripes - 10.96" x 150' - Gray
8	078196-41-000	FT	Multistripe - 4 Stripes - 4.5" x 150' - Burgundy
9	033569-01-01A	EA	Decal - Logo - "Warrior" - Black/Off White

For your convenience here are the Dupont color codes that you can purchase locally:

Burgundy L6543
 Blue K5147
 Off White L8723L
 Black 93A
 Gray B8081

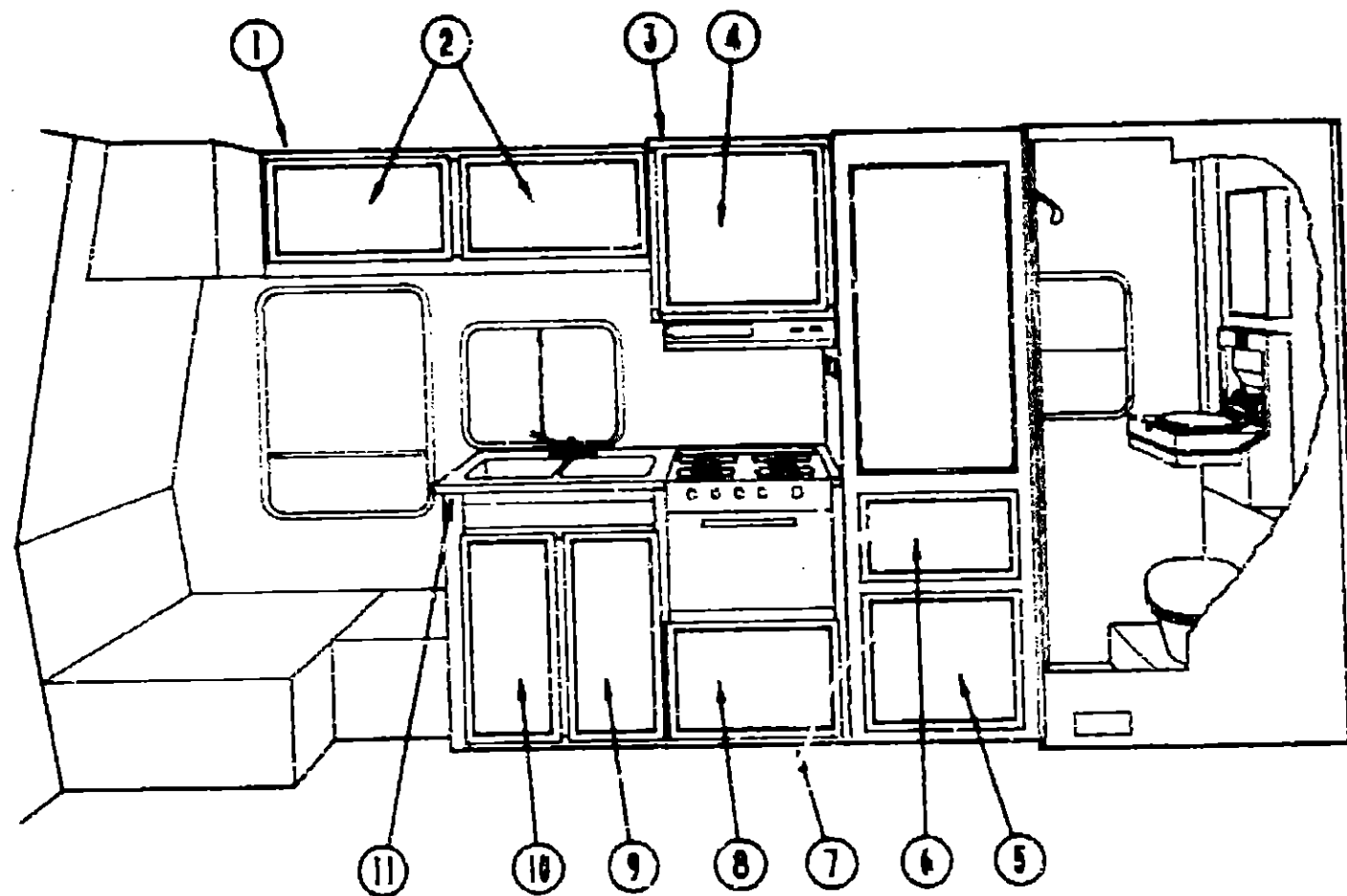
1990 WINNEBAGO TABLE OF CONTENTS

INTRODUCTION	A-01 - A-02
ABBREVIATIONS	A-03
ALPHABETICAL/GROUP REFERENCE	A-04 - A-06
WF327RT	A-07 - D-20
WF327RB	D-21 - G-14
WC/F321RG	G-15 - J-20

1990 WC/F321RG INDEX

Floor Plan	G-15 - G-16
Accessories Group	G-17 - G-20
Bath Group	G-21 - G-22
Chassis Group	G-23 - H-01
Curtain, Cushion & Pad Group	H-02 - H-10
Dinette Group	H-11 - H-12
Driver's Compartment Group	H-13 - H-15
Electrical Group	H-16 - H-21
Exterior Body Group	H-22 - I-02
Galley Group	I-03 - I-06
Heating & Air Conditioning Group	I-07 - I-08
Interior Finish Group	I-09 - I-11
Labels Group	I-12 - I-19
LP Group	I-20
Lounge Group	I-21 - I-22
Sealants & Fasteners Group	I-23 - I-24
Water & Sewage Group	J-01 - J-02
Window, Vent & Exterior Door Group	J-03 - J-20

GALLEY GROUP



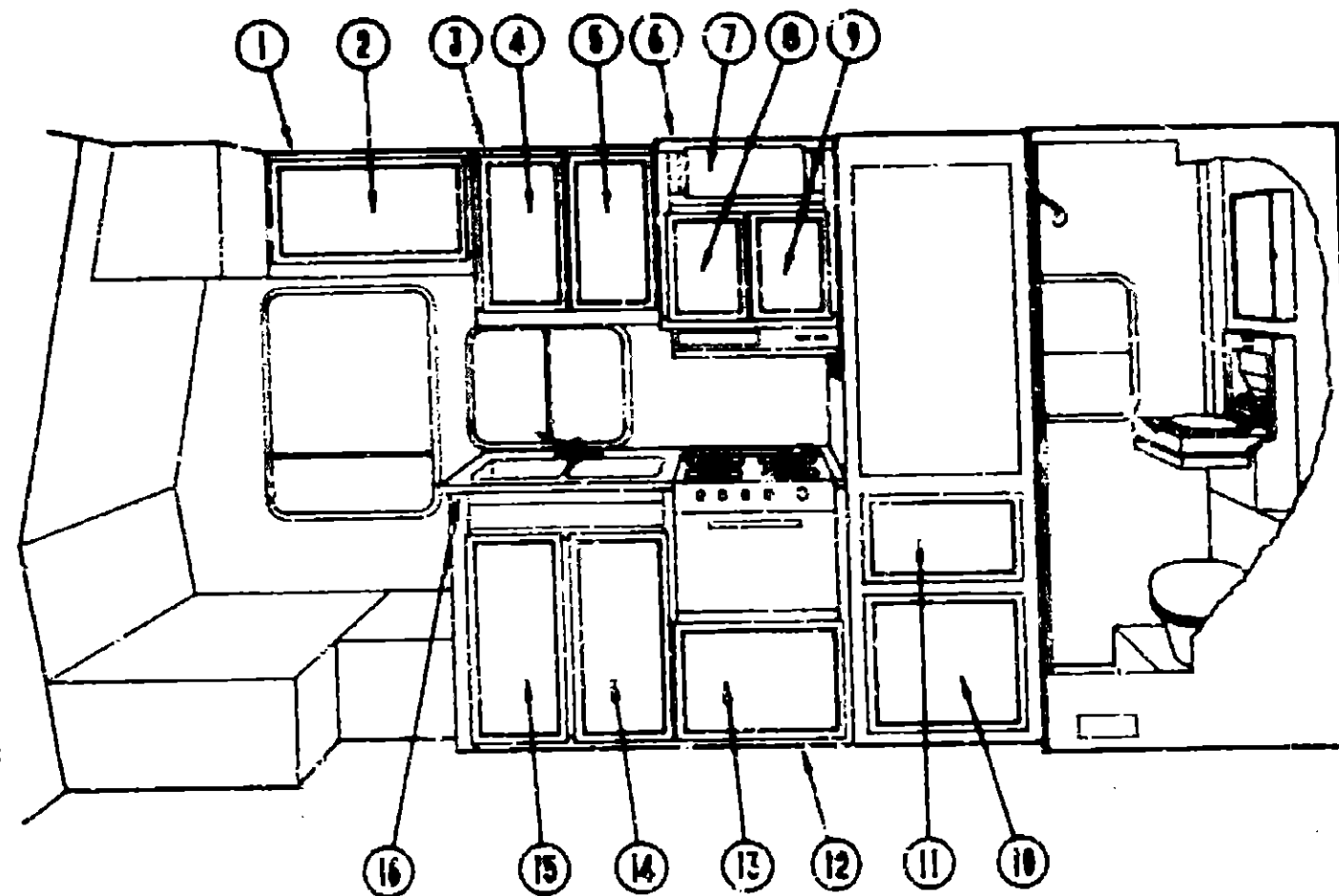
GALLEY CABINETRY (FROM 00/00/00 THRU 12/10/89)

Key	Part Number	U/M	Description
1	M96559-01-AA3	EA	Cabinet Asm. - Galley/Lounge Overhead - w/o Doors or Hardware
	082825-04-AA3	EA	End Cap - Overhead
2	M96652-37-AA3	EA	Door Asm. - Overhead - 14.3" x 21.8" - w/o Hardware
*2	M96252-37-A93	EA	Door Asm. - Overhead - 14.3" x 21.8" - w/o Hardware
3	M03980-03-AA3	EA	Cabinet Asm. - Overhead - w/o Door or Hardware
†3	M92270-02-AA3	EA	Cabinet Asm. - Overhead - w/o Door or Hardware
4	M96652-23-AA8	EA	Door Asm. - Overhead - 17.7" x 22.8" - w/o Hardware
*4	M96652-23-A93	EA	Door Asm. - Overhead - 17.7" x 22.8" - w/o Hardware
5	M96652-53-AA3	EA	Panel Asm. - Refrigerator Cabinet - 21.8" x 19.8" - w/o Hardware
*5	M96652-53-A93	EA	Panel Asm. - Refrigerator Cabinet - 21.8" x 19.8" - w/o Hardware
6	M96652-13-AA3	EA	Door Asm. - Refrigerator Cabinet - 21.8" x 14.3" - w/o Hardware
*6	M96652-13-A93	EA	Door Asm. - Refrigerator Cabinet - 21.8" x 14.3" - w/o Hardware
7	M96951-01-AA3	EA	Cabinet Asm. - Galley - w/Countertop - w/o Doors, Drawers or Hardware
7	M96951-01-AA4	EA	Cabinet Asm. - Galley - w/Countertop - w/o Doors, Drawers or Hardware
8	M96652-54-AA3	EA	Door Asm. - Galley Cabinet - 21.8" x 17.7" - w/o Hardware
*8	M96652-54-A93	EA	Door Asm. - Galley Cabinet - 21.8" x 17.7" - w/o Hardware
9	M96652-55-AA3	EA	Door Asm. - Galley Cabinet - 9.8" x 33.5" - w/o Hardware
*9	M96652-55-A93	EA	Door Asm. - Galley Cabinet - 9.8" x 33.5" - w/o Hardware
10	M96652-26-AA3	EA	Door Asm. - Galley Cabinet - 14.4" x 33.5" - w/o Hardware
*10	M96652-26-A93	EA	Door Asm. - Galley Cabinet - 14.4" x 33.5" - w/o Hardware
11	066951-11-AA3	EA	Countertop Asm. - Galley Cabinet
11	066951-11-AA4	EA	Countertop Asm. - Galley Cabinet

* These parts are used from 11/27/89 - 12/10/89.

† These parts are used from 6/23/89 - 12/10/89.

GALLEY GROUP (CONTINUED)



GALLEY CABINETRY (FROM 12/11/89 THRU 99/99/99)

Key	Part Number	U/M	Description
1	M99238-01-AA3	EA	Cabinet Asm. - Couch Overhead - w/o Door or Hardware
	082825-04-AA3	EA	End Cap - Couch Overhead
2	M96652-36-A93	EA	Door Asm. - Couch Overhead Cabinet - 14.4" x 26.7" - w/o Hardware
3	099237-01-AA3	EA	Cabinet Asm. - Sink Overhead - w/o Doors or Hardware
	081280-06-AA3	EA	End Cap - Sink Overhead
4	M96652-72-A93	EA	Door Asm. - Sink Overhead - 18.7" x 12" - w/o Hardware
5	M96652-71-A93	EA	Door Asm. - Sink Overhead - 18.7" x 12" - w/o Hardware
6	M04090-02-AA3	EA	Cabinet Asm. - Microwave Overhead - w/o Door or Hardware
	081280-34-AA3	EA	End Cap - Microwave Overhead
7	M96652-92-A93	EA	Door Asm. - Microwave Overhead Cabinet - 7" x 21.8" - w/o Hardware
8	M96652-68-A93	EA	Door Asm. - Microwave Overhead Cabinet - 10.8" x 14.4" - w/o Hardware
9	M96652-57-A93	EA	Door Asm. - Microwave Overhead Cabinet - 10.8" x 14.4" - w/o Hardware
10	M96652-53-A93	EA	Panel Asm. - Refrigerator Cabinet - 21.8" x 19.8" - w/o Hardware
11	M96652-13-A93	EA	Door Asm. - Refrigerator Cabinet - 21.8" x 14.4" - w/o Hardware
12	M99236-01-AA3	EA	Cabinet Asm. - Galley - w/Countertop - w/o Doors or Hardware
12	M99236-01-AA4	EA	Cabinet Asm. - Galley - w/Countertop - w/o Doors or Hardware
13	M96652-73-A93	EA	Door Asm. - Galley Cabinet - 15.9" x 21.8" - w/o Hardware
14	M96652-64-A93	EA	Door Asm. - Galley Cabinet - 10" x 25.2" - w/o Hardware
15	M96652-77-A93	EA	Door Asm. - Galley Cabinet - 14.5" x 26.7" - w/o Hardware
16	099236-11-AA3	EA	Countertop Asm. - Galley Cabinet
16	099236-11-AA4	EA	Countertop Asm. - Galley Cabinet

1990 WINNEBAGO TABLE OF CONTENTS

INTRODUCTION	A-01 - A-02
ABBREVIATIONS	A-03
ALPHABETICAL GROUP REFERENCE	A-04 - A-08
WF327RT	A-07 - D-20
WF327RB	D-21 - G-14
WC/F321RG	G-15 - J-20

1990 WC/F321RG INDEX

Floor Plan	G-15 - G-16
Accessories Group	G-17 - G-20
Bath Group	G-21 - G-22
Chassis Group	G-23 - H-01
Curtain, Cushion & Pad Group	H-02 - H-10
Dinette Group	H-11 - H-12
Driver's Compartment Group	H-13 - H-18
Electrical Group	H-19 - H-21
Exterior Body Group	H-22 - I-02
Galley Group	I-03 - I-06
Heating & Air Conditioning Group	I-07 - I-08
Interior Finish Group	I-09 - I-11
Labels Group	I-12 - I-19
LP Group	I-20
Lounge Group	I-21 - I-22
Sealants & Fasteners Group	I-23 - I-24
Water & Sewage Group	J-01 - J-02
Window, Vent. & Exterior Door Group	J-03 - J-20

GALLEY GROUP (CONTINUED)

GALLEY APPLIANCES

Key	Part Number	U/M	Description
	084473-03-000	EA	Refrigerator - 2 Way - 5.8 Cu.Ft.
	084473-03-700	EA	Electrode Asm.
	084473-03-701	EA	Heater AC - Horizontal Burner
	084473-03-702	EA	Heater DC - 3 Way - Horizontal
	084473-03-703	EA	Burner Tube
	084473-03-704	EA	Door Gasket - Almond
	084473-03-705	EA	Door Liner - Foamed - Almond
	084473-03-706	EA	Door Frame - Plastic - 3 Sides
	084473-03-707	EA	Trim - Door Shelf - Brown Insert
	084473-03-708	EA	Connector Pad - For Dairy Door
	084473-03-709	EA	Pin & Spring Travel Lock
	084473-03-710	EA	Brush - Top - Right Hand - Brown
	084473-03-711	EA	Handle - Freezer Door - Brown
	084473-03-712	EA	Door Asm. - Freezer - Brown
	084473-03-713	EA	Drip Tray
	084473-03-714	EA	Mode Selector Knob
	084473-03-715	EA	Thermostat Knob
	084473-03-716	EA	Switch - 3 Way
	084473-03-717	EA	Control Panel Insert - 3 Way
	084473-03-718	EA	Cooling Unit - Horizontal Burner
	084473-03-719	EA	Flue - Horizontal Burner
	084473-03-720	EA	Relighter
	084473-03-721	EA	Combination Control
	084473-03-722	EA	Control Panel Insert - 2 Way
	084473-03-723	EA	Door Frame Cap - Plastic - Brown
	084473-03-724	EA	Door Asm. - Freezer - Black
	084473-03-725	EA	Trim - Door Shelf - Black Insert
	084473-03-726	EA	Dairy Keeper - Black
	084473-03-727	EA	Latch - Travel - Middle - Black
	084473-03-728	EA	Trim - Decorative - Pin & Chain
	084473-03-729	EA	Cover For Burner Box
	100258-01-01A	EA	Hood Range w/o Monitor Panel
	100258-03-01A	EA	Hood Range - w/o Monitor Panel - Almond (US) (Option L39E)
	100258-02-01A	EA	Hood Range - w/o Monitor Panel - Almond (CSA) (Option L265)
	086883-01-702	EA	Switch - Two Way - Momentary - Generator (If used)
	086883-01-700	EA	Switch - ON/OFF - Fan/Lamp
	082896-01-709	EA	Bulb - #912
	082896-01-710	EA	Socket - Light
	086883-01-706	EA	Lens - Lamp
	080973-01-700	EA	Motor
	080973-01-702	EA	Blade - Fan
	086883-01-707	EA	Filter - Grease
	082896-01-707	EA	Vent - Gasket
	100258-10-01A	EA	Hourmeter - Ventline (Option 39E)

GALLEY GROUP (CONTINUED)

GALLEY APPLIANCES (CONTINUED)

Key	Part Number	U/M	Description
	091288-04-000	EA	Oven - Microwave - Magic Chef
	055282-04-000	EA	Range - 4 Burner w/Oven - Magic Chef
	055282-03-708	EA	Bumper - Main Top - Plastic Plug
	048045-01-742	EA	Burner Asm. - Oven
	084782-02-715	EA	Clip - Grate
	055282-03-702	EA	Knob - Thermostat
	081374-02-701	EA	Regulator - Pressure
	055282-03-700	EA	Thermostat
	048045-01-703	EA	Valve - Top - Burner
	084782-02-705	EA	Handle - Oven Door - Black
	048045-01-728	EA	Broiler Pan - w/o Insert
	088507-02-700	EA	Filter - Pilot
	088507-02-701	EA	Insert - Burner (Slotted Vent)
	084782-02-701	EA	Shield - Deflector Flue - Black
	048045-01-741	EA	Insert - Broiler Pan
	084782-02-710	EA	Bracket - Front Glass
	084782-02-712	EA	Grate - Top - Burner - Square Holes
	084782-02-714	EA	Fitting - Pipe Nipple - 1/8"
	088507-01-701	EA	Top - Main - Almond
	084782-02-708	EA	Valve - Mercury Control
	055282-04-700	EA	Panel - Oven Door - Almond
	088507-02-707	EA	Top - Main - Ebony
	097617-01-01A	EA	Panel - Monitor - Almond
	097617-01-700	EA	Plate - Cover
	097617-01-701	EA	Switch - On/Off - Almond
	097617-01-702	EA	Switch - 1 Way - Almond
	097617-01-703	EA	Circuit Board
	097618-01-000	EA	Wire Asm. - Monitor Panel

GALLEY HARDWARE

Key	Part Number	U/M	Description
	094745-01-01A	EA	Trim - Microwave - Lower
	094774-01-01A	EA	Trim - Microwave - Either Side - .5"
	094774-03-01A	EA	Trim - Microwave - Either Side - 1.5"
	094750-01-000	EA	Bracket - Microwave - 90°
	084073-03-000	EA	Vent - Refrigerator - Roof - Off White
	084073-04-000	EA	Base - Roof Vent - Norcold Refrigerator - Black
	054459-01-000	EA	Level - Refrigerator
	084878-09-000	EA	Vent - Range Hood - Short
	086437-01-000	EA	Strainer - w/Basket - Sink
	086437-01-700	EA	Basket - Strainer
	011053-04-000	EA	Faucet - w/Swing Spout - 8"
	011053-01-700	EA	Aerator - Swing Spout Faucet
	091253-01-000	EA	Gasket - Faucet
	009049-01-000	EA	Support - Extension - Galley Cabinet
	009058-01-000	EA	Hinge - Galley Extension - Brass
	059777-02-000	EA	Hinge - Burnished Brass
	100030-01-000	EA	Pull - Cabinet
	072386-34-000	EA	Mesh - Expanded Aluminum - Bronze
	037688-03-000	EA	Center Guide - Drawer
	093588-03-000	EA	Catch - Spring Roller
	093598-04-000	EA	Strike - Spring Steel
	090329-01-000	FT	Seal - Refrigerator Cabinet
	080851-01-000	EA	Sink - Galley - Double w/Mounting Hardware - Stainless Steel
	081530-01-AA8	EA	Sink Cover (AA3)
	081530-01-AA8	EA	Sink Cover (AA4)
	088973-01-000	EA	Clip - Adjustable Shelf
	088980-01-000	EA	Pilester - Adjustable Shelf - 16" Long

1980 WINNEBAGO TABLE OF CONTENTS

INTRODUCTION	A-01 - A-02
ABBREVIATIONS	A-03
ALPHABETICAL/GROUP REFERENCE	A-04 - A-06
WF327RT	A-07 - D-80
WF327RB	D-21 - G-14
WC/F321RG	G-15 - J-20

1980 WC/F321RG INDEX

Floor Plan	G-15 - G-16
Accessories Group	G-17 - G-20
Bath Group	G-21 - G-22
Chassis Group	G-23 - H-01
Curtain, Cushion & Pad Group	H-02 - H-10
Dinette Group	H-11 - H-12
Driver's Compartment Group	H-13 - H-18
Electrical Group	H-19 - H-21
Exterior Body Group	H-22 - I-02
Galley Group	I-03 - I-05
Heating & Air Conditioning Group	I-07 - I-08
Interior Finish Group	I-09 - I-11
Labels Group	I-12 - I-19
LP Group	I-20
Lounge Group	I-21 - I-22
Sealants & Fasteners Group	I-23 - I-24
Water & Sewage Group	J-01 - J-02
Window, Vent & Exterior Door Group	J-03 - J-20

HEATING & AIR CONDITIONING GROUP

HEATING & AIR CONDITIONING GROUP (CONTINUED)

FURNACES & REPAIR PARTS

Key	Part Number	U&S	Description
	075885-01-000	EA	Furnace - Direct Ignition - 24,000 BTU - Suburban
	082300-01-705	EA	Electrode
	088834-01-733	EA	Relay - Timer - Delay
	082300-01-723	EA	Motor Asm.
	075885-01-708	EA	Wheel - Room Air
	075885-01-708	EA	Microswitch Asm.
	075885-01-708	EA	Wheel - Combustion
	075885-02-728	EA	Gasket - Crossover Tube
	082300-01-724	EA	Gasket - Motor Mount
	082300-01-727	EA	Gasket - Combustion Air Housing
	075885-02-714	EA	Vent Cap & Exhaust Tube Asm.
	088834-01-729	EA	Gas Valve
	075885-01-711	EA	Cabinet Asm.
	075885-01-703	EA	Gas Pipe Inlet
	075885-01-710	EA	Front - Cabinet
	088833-01-700	EA	Switch - Limit
	088833-01-701	EA	Orifice - Main Burner
	082300-01-704	EA	Electrode Gasket
	088834-01-706	EA	Module Board
	088834-01-709	EA	Elbow - 90° - Black Iron
	088834-01-716	EA	Manual Shutoff Valve
	075885-01-703	EA	U-Clip - Tinerman
	084334-01-000	EA	Electrical Plug - 3 Position
	074335-01-715	EA	Electrode Wire
	082300-01-706	EA	Burner Access Door
	088834-01-732	EA	Gasket - Burner Access Door
	075885-01-704	EA	Manifold Asm.
	088834-01-712	EA	Gasket - Manifold
	075885-01-705	EA	Burner Asm.
	082300-01-721	EA	Blower Housing Asm.
	075885-02-727	EA	Motor Mount Bracket
	075885-01-706	EA	Housing - Combustion Air Asm.
	075885-02-735	EA	Housing - Combustion Air - Outside
	083365-01-000	EA	Thermostat - Suburban Furnace
	009188-01-000	FT	Duct - Flexible - 4" ID x 25'
	056464-05-000	EA	Register - 4" Dia. - Plastic - w/o Damper - Golden
	056464-02-000	EA	Register - 4" Dia. - Plastic - w/o Damper - Brown
	079200-01-000	EA	Tape - Furnace - 1 1/2"
	010116-01-000	EA	Adapter - Flare - w/Cone Gasket
	023148-01-000	EA	Clamp - Screw Type - 4"
	084334-01-000	EA	Plug - Electrical - 3 Position
	069636-02-000	EA	Connector Duct - 4" ID

ROOF AIR CONDITIONER & PARTS

Key	Part Number	U&S	Description
	083784-01-000	EA	Ceiling Asm. - Air Conditioner - Cool Only (Option 28)
	042204-01-708	EA	Thermostat In - 84, Out - 58
	042205-01-702	EA	Thermostat In - 88, Out - 58
	073742-01-701	EA	Selector Switch (5 - Terminal)
	073742-01-702	EA	Decal - Cool Only
	073742-01-703	EA	Decal - Heat & Cool
	081808-01-708	EA	Limit Switch (Open 180, Close 110)
	081225-01-713	EA	Knob (2 Per Package)
	076303-01-707	EA	Filter - 8" x 14 3/4" x 1/2" (12 Per Package)
	081225-01-717	EA	Decal (Thermostat) Cool Only
	081808-01-712	EA	Ceiling Shroud (Ivory)
	083783-01-705	EA	Decal - Heat/Cool - Thermostat
	083783-01-708	EA	Heat Element
	083783-01-710	EA	Single Parts Package
	082441-01-000	EA	Ceiling Asm. - Air Conditioner - 220 Volt (European) (Option 28)
	083783-01-064	EA	Air Conditioner - 110 Volt - Roof Mount - 13,500 BTU - Off White (Option 28)
	083733-04-700	EA	Shroud - Roof A/C - w/o Logos
	083783-01-711	EA	Gasket - Package
	083783-01-712	EA	Fan Blade - Condenser
	083306-01-701	EA	Decal Package - Left & Right
	073742-02-704	EA	Run Capacitor (Compressor)
	081225-01-710	EA	Start Capacitor
	081225-01-709	EA	Start Relay
	076303-01-712	EA	Motor
	083783-01-702	EA	Overload
	083783-01-703	EA	Impeller - 7" Dia. x 2.8" Wide
	083783-01-704	EA	Capacitor - Fan
	083783-01-705	EA	Evaporator Coil
	083783-01-708	EA	Condenser Coil
	083783-01-713	EA	Compressor - E Series
	082440-01-000	EA	Air Conditioner - 220 Volt - Roof Mount - 13,500 BTU (European) (Option 28)
	084077-03-000	EA	Cover - Blank - Roof Air Conditioner - Ivory
	022756-01-000	EA	Cover - A/C - Black Plastic

1980 WINNEBAGO
TABLE OF CONTENTS

INTRODUCTION	A-01 - A-02
ABBREVIATIONS	A-03
ALPHABETICAL/GROUP REFERENCE	A-04 - A-08
WF327RT	A-07 - D-20
WF327RS	D-21 - G-14
WC/F321RG	G-15 - J-20

1980 WC/F321RG INDEX

Floor Plan	G-15 - G-16
Accessories Group	G-17 - G-20
Bath Group	G-21 - G-22
Chassis Group	G-23 - H-01
Curtain, Cushion & Pad Group	H-02 - H-10
Dinette Group	H-11 - H-12
Driver's Compartment Group	H-13 - H-18
Electrical Group	H-19 - H-21
Exterior Body Group	H-22 - I-02
Galley Group	I-03 - I-06
Heating & Air Conditioning Group	I-07 - I-08
Interior Finish Group	I-09 - I-11
Labels Group	I-12 - I-19
LP Group	I-20
Lounge Group	I-21 - I-22
Sealants & Fasteners Group	I-23 - I-24
Water & Sewage Group	J-01 - J-02
Window, Vent & Exterior Door Group	J-03 - J-20

INTERIOR FINISH GROUP

INTERIOR MOLDINGS & TRIMS

Key	Part Number	U/M	Description
	061294-02-000	EA	Molding - Shelf - Knotted Wood - 8' Long
	063620-01-000	FT	T-Molding - End Cap - Edge - 3/4" - Brown
	063620-08-000	FT	T-Molding - End Cap - Edge - 3/4" - Birch
	008015-08-000	FT	T-Molding - .75" - Ivory
	008015-08-000	FT	T-Molding - .75" - Birch
	008008-22-000	EA	Molding - Plastic Corner - Outside - 1" - Birch
	008012-23-000	EA	Molding - Plastic Corner - Outside - 1/2" - Birch
	022982-01-000	FT	Molding - Reverse Cove - T-Shaped - Vinyl - White
	022982-08-000	FT	Molding - Reverse Cove - T-Shaped - Vinyl - Champagne White
	070504-01-000	EA	U-Channel - 1/16" - Brown
	070504-17-000	FT	U-Channel - .815" - Birch
	009778-10-000	FT	U-Channel - 1" - Birch
	038778-17-000	FT	U-Channel - .815" - Birch
	009767-12-000	FT	Wall - Antique White (Ceiling to Wall)
	008051-02-134	EA	Molding - Vinyl Wrapped - 1.5" x 7'
	008051-F2-438	EA	Molding - Vinyl Wrapped - 2.5" x 8' - Birch
	008050-02-438	EA	Lumber - Vinyl Wrapped - 1.5" x 8' - Birch
	008050-E2-438	EA	Lumber - Vinyl Wrapped - 2" x 8' - Birch
	074045-07-000	EA	Plug - Wood - 1/2"

BATT STRIPS

Key	Part Number	U/M	Description
	009733-77-000	EA	Batt Strip - Birch - 8'
	005284-31-000	FT	Batt Strip - Birch - Tape Adhesive
	008263-28-000	EA	Batt Strip - Decorative - Plain - 8' (Wall)
	005284-30-000	FT	Batt Strip - Decorative - Plain - Tape Adhesive (Wall)
	008263-46-000	EA	Batt Strip - Decorative - Patterned w/Teardrop - 8' (Wall)
	005284-34-000	FT	Batt Strip - Decorative - Patterned w/Teardrop - Tape Adhesive (Wall)
	008263-19-000	EA	Batt Strip - Bone - 8' (Wall)
	005294-19-000	EA	Batt Strip - Bone - 8' (Wall)
	008263-30-000	EA	Batt Strip - Crosshik Spatter - Beige (Ceiling)
* These parts were used from 10/2/89 on.			

PANELING & COUNTERTOP MATERIAL

Key	Part Number	U/M	Description
	074497-16-000	SF	Paneling - Richmond Birch - 48" x 84" (28 SF) (Cabinets)
	074497-14-000	SF	Paneling - Crosshik - 48" x 96" (32 SF) (Ceiling)
	074497-14-700	EA	Sealer - Strain - Ceiling
	008272-80-000	SF	Paneling - Decorative - Plain - 48" x 84" (28 SF) (Wet Bath)
	008272-61-000	SF	Paneling - Decorative - Plain - 48" x 84" (28 SF) (Wall)
	008272-66-000	SF	Paneling - Decorative - Patterned w/Teardrops - 48" x 84" (28 SF) (Wall)
	008272-38-000	SF	Paneling - Bone - 48" x 84" (28 SF) (Shower)
	008272-72-000	SF	Paneling - Travertine White - 48" x 84" (28 SF) (Shower)
	074498-31-000	SF	Plastic Laminate - Blue - 48" x 96" (32 SF)
	074498-32-000	SF	Plastic Laminate - Mauve - 48" x 96" (32 SF)
	074498-35-000	SF	Plastic Laminate - Woodgrain - 5' x 8' (40 SF)
	076325-24-000	FT	Molding - Edge Band - Birch
* These parts were used from 10/2/89 on.			
* These parts were used from 4/9/90 on.			

INTERIOR FINISH GROUP (CONTINUED)

FABRICS & CARPETS

Key	Part Number	U/M	Description
	072333-61-000	YD	Fabric - Drapery - Pacific (Privacy) (AA3)
	072333-71-000	YD	Fabric - Drapery - Chantilly (Privacy) (AA4)
	087272-01-000	YD	Fabric - Drapery - Lining - 48" - Ivory
	008008-03-000	YD	Fabric - Upholstery - Main (AA3)
	008008-04-000	YD	Fabric - Upholstery - Main (AA4)
	008274-33-000	YD	Fabric - Upholstery - Accent (AA3)
	008008-25-000	YD	Fabric - Upholstery - Accent (AA4)
	072333-67-000	YD	Fabric - Speaker Cover
	075244-02-000	YD	Vinyl - Shower Curtain - Beige
	079880-02-000	YD	Vinyl - Off White
	079880-07-000	YD	Vinyl - Beige
	008080-02-000	YD	Carpet - Blue Coral
	001281-01-000	FT	Backing - Carpet - Non-Stud - 12" (Floor Mat)
	076314-02-070	FT	Tape - Heat Bonded - Carpet Seam
	047034-02-000	SF	Plastic Runner - Carpet - 4' Wide - Clear
	075233-01-000	SY	Pad - Carpet - 3/8" x 6'
	079670-09-000	YD	Tape - Carpet - 3/4"
	005746-01-000	FT	Trim - "J" - Carpet - PVC - Beige
	087956-02-000	EA	Trim - Carpet/Mat - Trans - Black
	087956-04-000	EA	Trim - Cab Carpet - Extruded - 12" x 25.4" - Black

NOTE: Replace vinyl flooring locally.

CABINETRY & TABLE HARDWARE

Key	Part Number	U/M	Description
	053200-05-000	EA	Bracket - Table Support - Upper Wall Mount - 18.5" - Beige
	024275-05-000	EA	Rod - Table Lift - 8" x 18.5" - Beige
	064781-05-000	EA	Cup Holder - Two Stage - Beige
	008410-01-000	EA	Bracket - Lift - Table Mounted - Beige
	024281-07-000	EA	Bracket - Lift - Rod - Lower Wall Mount - 17.12" - Beige
	049493-01-000	EA	Catch - Table Leg - Floor Mounted - Beige
	024276-17-000	EA	Leg Asm. - Table - Tan
	024276-21-000	EA	Leg Asm. - Table - Beige
	064050-03-000	EA	Clamp - Saddle - Leg Hinge - Tan
	064050-02-000	EA	Clamp - Saddle - Leg Hinge
	024282-01-000	EA	Brace - Table Leg - Hinged
	024283-01-000	EA	Clip - Leg - 1" x 1.12" OD - Black
	059777-02-000	EA	Hinge - Antique Light Brass
	077404-02-000	EA	Drawer - Plastic - 20" x 12.7" - Beige
	004067-01-01A	EA	Divider - Drawer - Plastic - Light Oak
	093288-01-01A	EA	Tray - Silverware Drawer - Plastic - Beige
	077409-02-000	EA	Slide - Drawer - Plastic - 20.75"
	074493-02-000	EA	Support - Sprung - Door
	007800-01-000	EA	Latch - Flush Mount - Dark Brown
	018604-01-000	EA	Brace - Cabinet - Angled Metal - 2.5"
	004354-01-000	EA	Bumper - Cabinet Door - Rubber - Brown
	093586-03-000	EA	Catch - Spring - Roller
	093586-04-000	EA	Strike - Spring Steel
	097115-01-01A	FT	Insert - Door - T-Molding - 5/16" - Vinyl - Gold
	072388-41-000	EA	Mesh - Expanded - 15" x 8.5" - Bronze
	084070-01-000	EA	Center Post - Brass
	084070-02-000	EA	End Post - Brass
	084071-06-000	EA	Rod - Brass - 2.5"
	008112-01-000	EA	Flange - 1" - Clothes Rod - Plastic - Off White
	042438-01-000	EA	Wood Dowel - Clothes Rod - 1" Dia. x 4'
	041953-03-000	FT	Conduit - Convolute Sht - 1" ID (Clothes Rod Cover)
* These parts are used from 1/2/90 on.			

1990 WHONEBAGG TABLE OF CONTENTS

INTRODUCTION	A-01 - A-02
ABBREVIATIONS	A-03
ALPHABETICAL/GROUP REFERENCE	A-04 - A-08
WF327RT	A-07 - C-20
WF327RG	D-21 - G-14
WC/F321RG	G-15 - J-20

1990 WC/F321RG INDEX

Floor Plan	G-15 - G-16
Accessories Group	G-17 - G-20
Bath Group	G-21 - G-22
Chester Group	G-23 - H-01
Curtain, Cushion & Pad Group	H-02 - H-10
Dinettes Group	H-11 - H-12
Driver's Compartment Group	H-13 - H-18
Electrical Group	H-19 - H-21
Exterior Body Group	H-22 - I-02
Galley Group	I-03 - I-06
Heating & Air Conditioning Group	I-07 - I-08
Interior Finish Group	I-09 - I-11
Labels Group	I-12 - I-19
LP Group	I-20
Lounge Group	I-21 - I-22
Sealants & Fasteners Group	I-23 - I-24
Water & Sewage Group	J-01 - J-02
Window, Vent & Exterior Door Group	J-03 - J-20

INTERIOR FINISH GROUP (CONTINUED)

CURTAIN & CUSHION HARDWARE

Key	Part Number	U/M	Description
	083801-01-000	EA	Track - Shower Curtain - Off White
	308701-01-000	EA	Carrier - Shower Curtain
	008702-01-000	EA	End - Stop - Curtain Carrier - Shower
	048867-01-000	EA	Grommet - Brass - 7/16" ID x 1" OD (Shower Curtain)
	008138-01-000	EA	Pin - Shower Curtain
	029082-01-000	EA	Stud - Nickel Finish
	029083-01-000	EA	Eyebolt - Nickel Finish
	029155-01-000	EA	Cap - Snap
	029156-01-000	EA	Socket - Snap Fastener
	084432-06-000	FT	Slat - Plastic Roller Shade
	088279-01-000	YD	Tape - Double Sided - 1/2"
	078384-01-000	FT	Trim - Half Round - 7/16" - Vinyl - Gold (Valance Pad)
	088843-01-000	EA	Spring Arm - Roller Shade
	087253-01-000	EA	Pull - Roller Shade - Clear Plastic
	084434-01-000	EA	Mounting Bracket - Roller Shade - 1 3/8"
	058832-01-AA3	EA	Pull Strap - Overhead Bunk - 1.5" x 25.5"
	058816-01-000	EA	Mount - Window Leg - Black (Used w/088522-02-000)
	088522-02-000	EA	Panel - Plastic Leg - 31.5" - Black - Underlog
	075843-01-000	EA	Brace - Window - Valance - Beige
	0588013-01-000	EA	Bracket - Drapery Retaining - Right
	0588003-02-000	EA	Bracket - Drapery Retaining - Left
	087585-01-000	EA	Bracket - Mounting - Pleated Blind
	084686-02-000	EA	Grommet - Cord - Pleated Blind
	084807-02-000	EA	End Cap - Top - Pleated Blind
	084807-03-000	EA	End - Bottom - Pleated Blind
	097591-01-000	EA	Spring - Extension - Pleated Blind
	097592-01-000	EA	Bobbin - Cord - Holdup - Pleated Blind
	087583-01-000	FT	Cord - Pleated Blind - Blue (AA3)
	087583-02-000	FT	Cord - Pleated Blind - Mauve (AA4)
	088335-01-000	FT	Track - Curtain - Brown Plastic (Valance)
	081804-01-000	FT	Track - Curtain - Plastic - Light Beige (Blackout)
	078551-03-000	EA	Track - Curtain - Metal - 42" - Beige (Privacy)
	081381-01-000	EA	Swivel Snap - Curtain Track
	049997-03-000	EA	Rod - Curtain - Flat - 86" to 120"
	085774-01-000	FT	Fastener Dual Hook - 1" Wide - Adhesive Back - Black
	085774-02-000	FT	Fastener Dual Loop - 1" Wide - Adhesive Back - Black
	058797-02-000	EA	Shell - Button - Plastic - #30
	088734-01-000	EA	Back - Button - Plastic - #30

MISCELLANEOUS PARTS

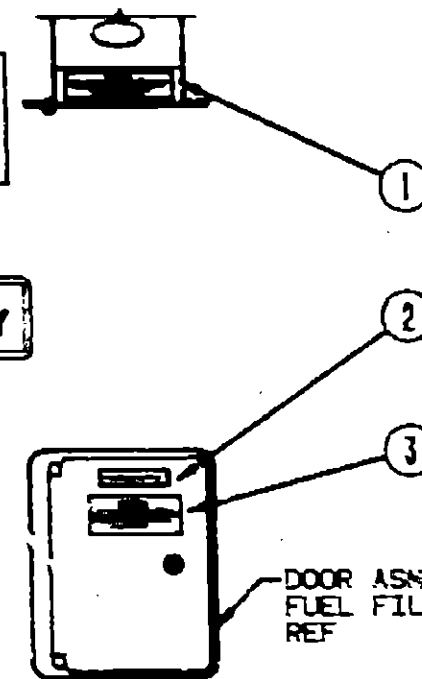
Key	Part Number	U/M	Description
	053552-02-AA8	EA	Handle Asm. - Interior Assist
	000D20-07-008	EA	Nut - Acorn - Assist Handle - 7/16" x 14 ZN
	000C16-07-188	EA	Bolt - Carriage - Assist Handle - 7/16" - 14 x 1" ZN
	088179-02-000	EA	Bracket - Mounting - Assist Handle
	084499-01-000	EA	Fire Extinguisher - Dry IA 10BC
	084499-01-700	EA	Bracket - Mounting - w/Plastic Strap
	072852-01-000	EA	Smoke Detector w/9 Volt Battery
	054185-35-000	EA	Owners Manual - 1990 Winnebago
	082318-01-000	EA	Binder - 3-Ring - Motor Home Manual
	082319-01-000	EA	Pocket Page - 3-Ring Binder - Plastic
	068084-05-000	EA	Cassette - Winnebago "Warrior"

LABELS GROUP

WARNING
OPEN GASOLINE CAP SLOWLY TO PREVENT
SUDDEN RELEASE OF TANK PRESSURE.
DO NOT OVERFILL TANK.
REPLACE WITH IDENTICAL CAP ONLY.

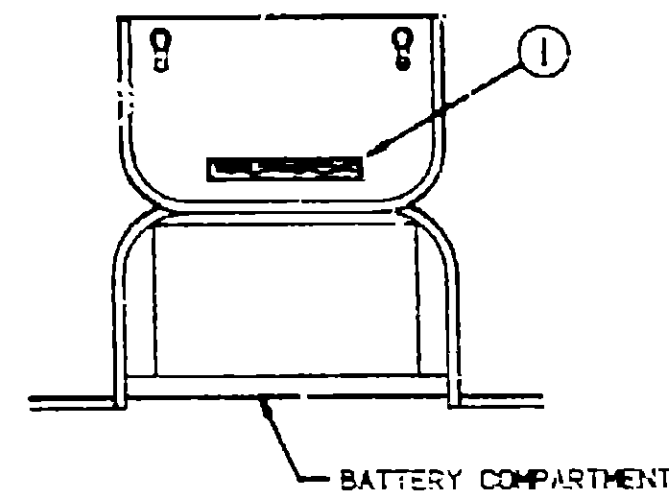
UNLEADED FUEL ONLY

WARNING
ALL FLIST LIGHTS AND APPLIANCES SHALL
BE TURNED OFF DURING REFUELING OF MOTOR
FUEL TANK AND/OR PERMANENTLY MOUNTED
LP-GAS CONTAINERS.



Key	Part Number	U/M	Description
1	087207-05-000	EA	Label - Fuel Cap Removal
2	062043-01-000	EA	Label - Unleaded Fuel Only
	061417-01-000	EA	Label - Fuel
3	006040-01-000	EA	Tag - Gas Refueling Warning (US)
3	006040-02-000	EA	Tag - Gas Refueling Warning (CSA)

WARNING DISCONNECT BATTERIES BEFORE
CONNECTING EXTERNAL CHARGING EQUIPMENT.



Key	Part Number	U/M	Description
1	065743-01-000	EA	Label - Caution - Battery Charging

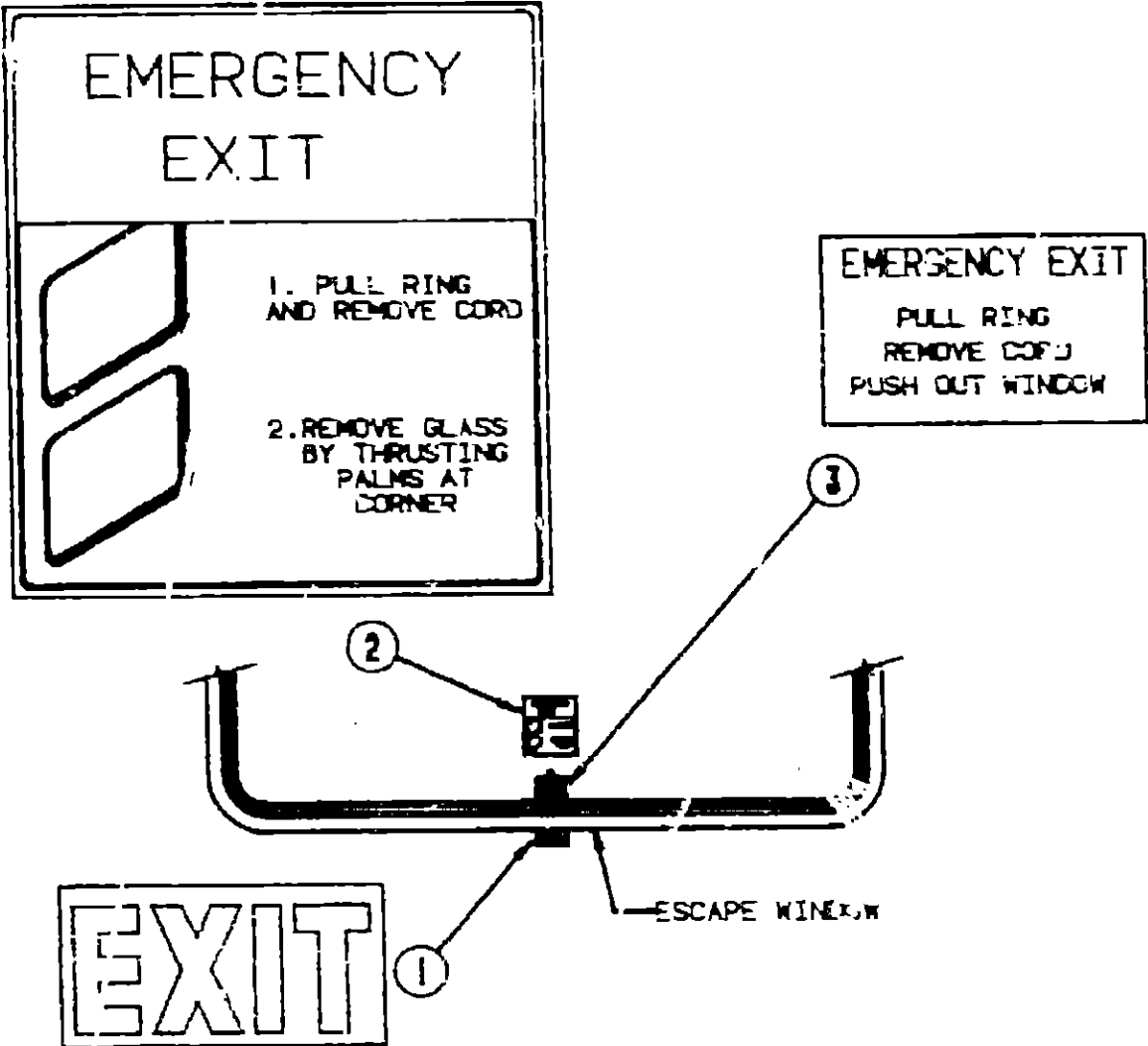
1990 WINNEBAGO TABLE OF CONTENTS

INTRODUCTION	A-01 - A-02
ABBREVIATIONS	A-03
ALPHABETICAL/GROUP REFERENCE	A-04 - A-08
WF327RT	A-07 - D-20
WF327RB	D-21 - G-14
WC/F321RG	G-15 - J-20

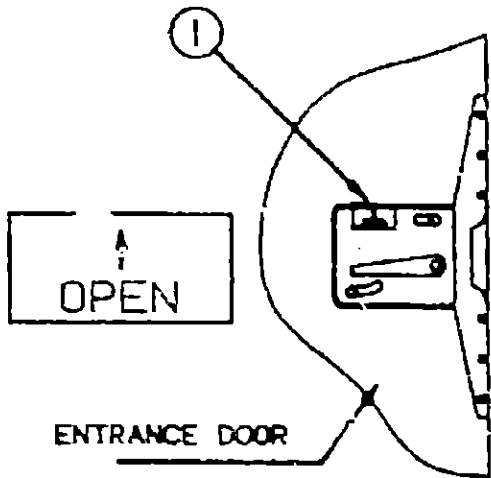
1990 WC/F321RG INDEX

Floor Plan	G-15 - G-16
Accessories Group	G-17 - G-20
Bath Group	G-21 - G-22
Chassis Group	G-23 - H-01
Curtain, Cushion & Pad Group	H-02 - H-10
Dinette Group	H-11 - H-12
Driver's Compartment Group	H-13 - H-18
Electrical Group	H-19 - H-21
Exterior Body Group	H-22 - I-02
Galley Group	I-03 - I-08
Heating & Air Conditioning Group	I-07 - I-08
Interior Finish Group	I-09 - I-11
Labels Group	I-12 - I-19
LP Group	I-20
Lounge Group	I-21 - I-22
Sealants & Fasteners Group	I-23 - I-24
Water & Sewage Group	J-01 - J-02
Window, Vent & Exterior Door Group	J-03 - J-20

LABELS GROUP (CONTINUED)

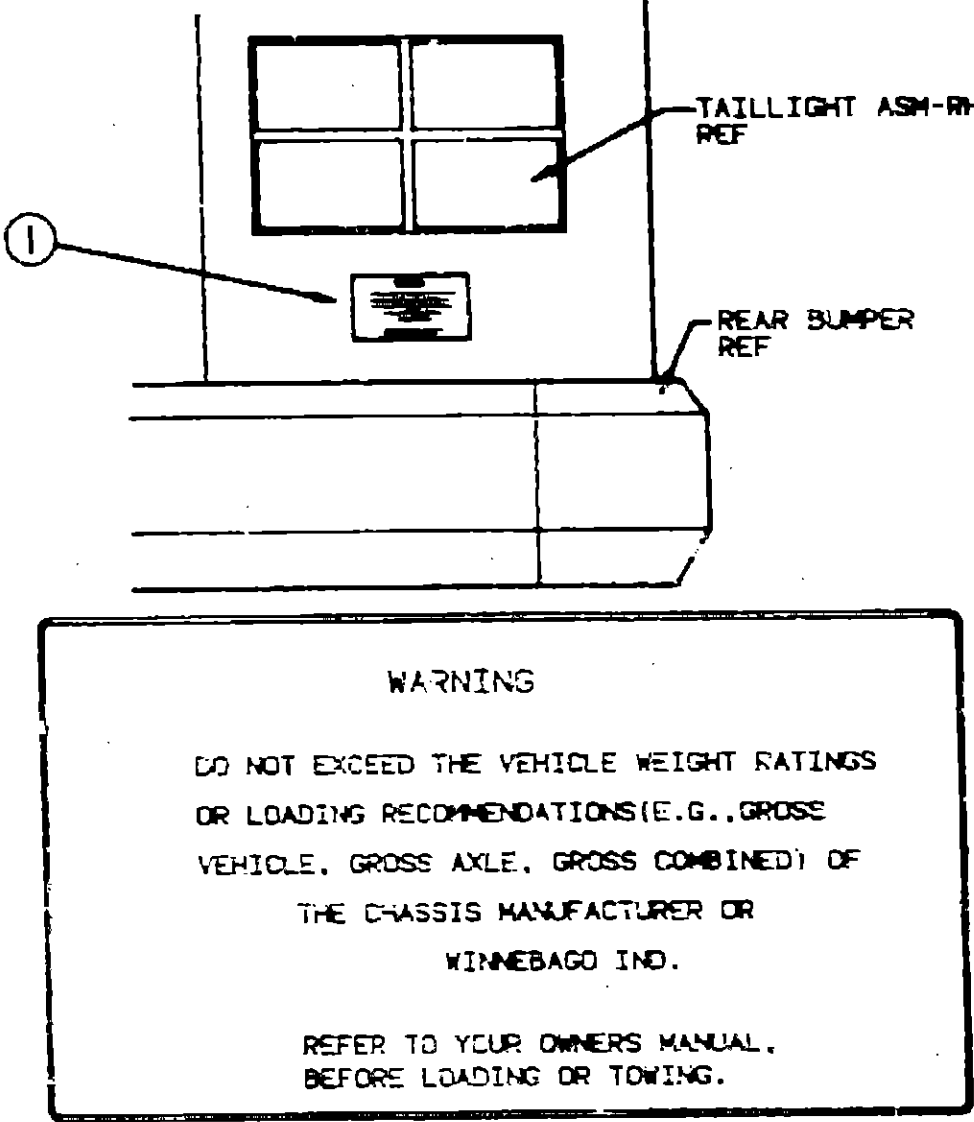


Key	Part Number	U/M	Description
1	03829-01-000	EA	Label - Warning - Exit
2	04773-01-000	EA	Label - Emergency Exit
3	00619-01-000	EA	Label - Exit - Escape Window

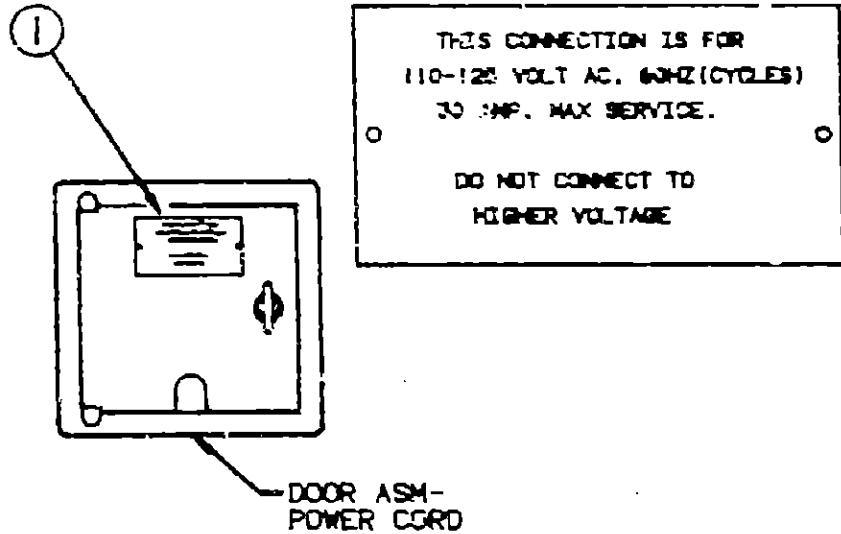


Key	Part Number	U/M	Description
1	04084-01-000	EA	Label - Open - Entrance Door

LABELS GROUP (CONTINUED)



Key	Part Number	U/M	Description
1	075220-01-000	EA	Label - Warning - Exterior Load
	075221-01-000	EA	Label - Warning - Towing Capacity



Key	Part Number	U/M	Description
1	008062-01-000	EA	Tag - Electrical - 110 Volt Connection

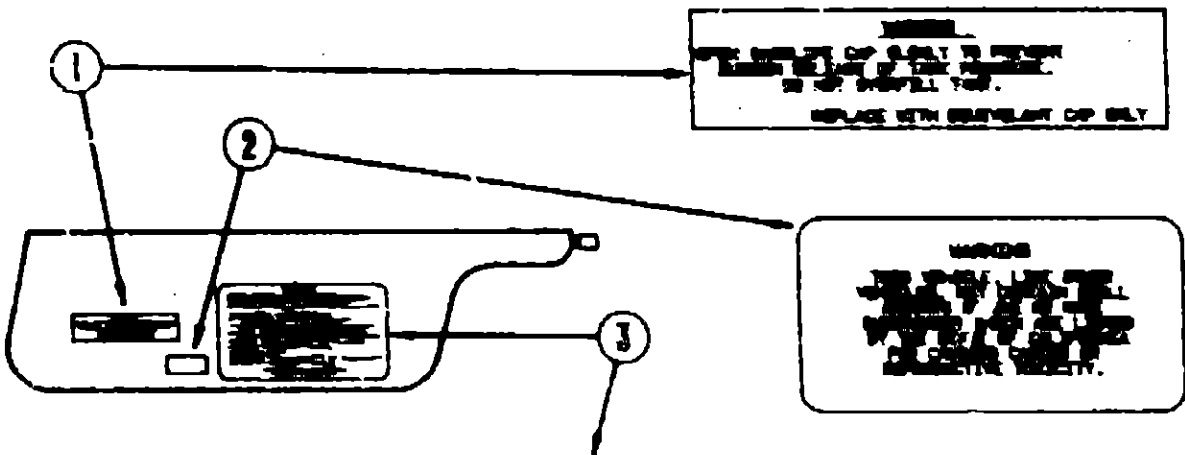
1990 WINNEBAGO
TABLE OF CONTENTS

INTRODUCTION	A-01 - A-02
ABBREVIATIONS	A-03
ALPHABETICAL/GROUP REFERENCE	A-04 - A-08
WF327RT	A-07 - D-20
WF327RG	D-21 - G-14
WC/F321FG	G-15 - J-20

1990 WC/F321FG INDEX

Floor Plan	G-15 - G-18
Accessories Group	G-17 - G-20
Bath Group	G-21 - G-22
Chassis Group	G-23 - H-01
Curtain, Cushion & Pad Group	H-02 - H-10
Dinette Group	H-11 - H-12
Driver's Compartment Group	H-13 - H-18
Electrical Group	H-19 - H-21
Exterior Body Group	H-22 - I-02
Galley Group	I-03 - I-06
Heating & Air Conditioning Group	I-07 - I-08
Interior Finish Group	I-09 - I-11
Labels Group	I-12 - I-19
LP Group	I-20
Lounge Group	I-21 - I-22
Sealants & Fasteners Group	I-23 - I-24
Water & Sewage Group	J-01 - J-02
Window, Vent & Exterior Door Group	J-03 - J-20

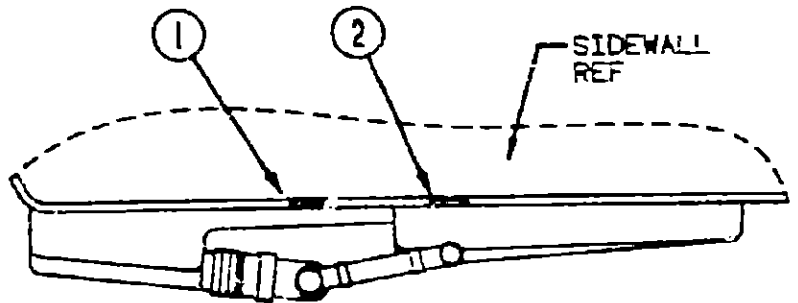
LABELS GROUP (CONTINUED)



CAUTION

- THIS MOTOR HOME HAS BEEN DESIGNED, MANUFACTURED AND TESTED WITH CONSIDERATION FOR THE PROTECTION OF ITS OCCUPANTS. WE REQUESTED YOU PERFORM THE FOLLOWING INSPECTIONS FOR YOUR SAFETY AND THE SAFETY OF YOUR PASSENGERS BEFORE STARTING YOUR VEHICLE.
1. LP GAS SYSTEM- TURN OFF AT TANK FOR TRAVELING. TEST FOR LEAKS UPON ARRIVAL AT DESTINATION. BEFORE LIGHTING PILOTS.
 2. WHEELS- INSPECT FOR DAMAGE AND CHECK LUG NUTS FOR TIGHTNESS.
 3. TIRES- INSPECT FOR WEAR AND DAMAGE AND CHECK FOR RECOMMENDED AIR PRESSURE.
 4. LIGHTING- TEST FOR PROPER OPERATION OF ALL INTERIOR AND EXTERIOR LIGHTS INCLUDING DASH LIGHTS, HEADLIGHTS, TAIL LIGHTS, BRAKE LIGHTS, CLEARANCE LIGHTS AND TURN SIGNALS.
 5. EXITS- INSPECT RELEASE MECHANISM ON EMERGENCY EXIT WINDOW. TEST BOTH LEADS ON MAIN ENTRANCE DOOR FOR EASE OF OPERATION AND INSTRUCT PASSENGERS HOW TO USE BOTH MEANS OF EXIT.
 6. SEAT BELTS- DIRECT PASSENGERS TO DESIGNATED SEATS AND INSURE USE OF SEAT BELTS.
 7. APPLIANCES- TURN OFF AND LATCH OR LOCK DOORS WHERE PROVIDED.
 8. LINEN PACKS- STORE SECURELY.
 9. UTILITY SUPPLY LINES- DISCONNECT ALL ELECTRIC, SEWER AND WATER LINES AND SECURE PROPERLY.
 10. ENTRANCE DOOR STOP- PLACE IN RETRACTED POSITION FOR TRAVELING.
- READ YOUR MOTOR HOME AND CHASSIS OWNER'S MANUAL FOR FURTHER PRECAUTIONS

Key	Part Number	U/M	Description
1	087207-05-030	EA	Label - Fuel Cap Removal
2	089869-01-000	EA	Label - Warning - Cancer/Toxicity
3	056250-01-000	EA	Label - Safety Check List

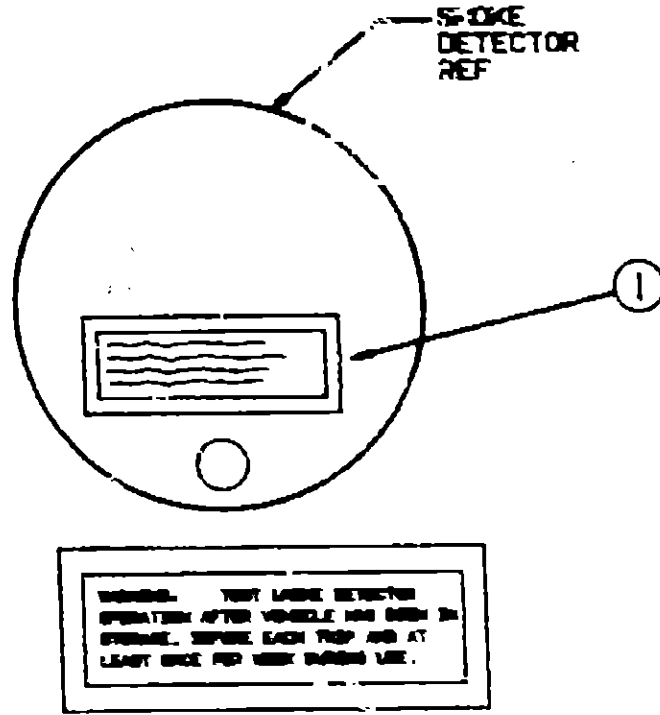


SEWAGE

WASTE WATER

Key	Part Number	U/M	Description
1	008187-01-000	EA	Label - Sewage
2	008188-01-000	EA	Label - Waste Water

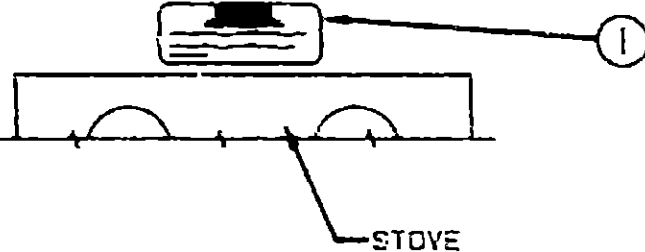
LABELS GROUP (CONTINUED)



Key	Part Number	U/M	Description
1	077956-01-000	EA	Label - Warning - Smoke Detector

WARNING

- IT IS NOT SAFE TO USE COOKING APPLIANCES FOR COMFORT HEATING.
- COOKING APPLIANCES NEED FRESH AIR FOR SAFE OPERATION.
1. OPEN OVERHEAD VENT OR TURN ON EXHAUST FAN AND;
 2. OPEN VEHICLE.



Key	Part Number	U/M	Description
1	050225-01-000	EA	Label - Warning - Stove Vent

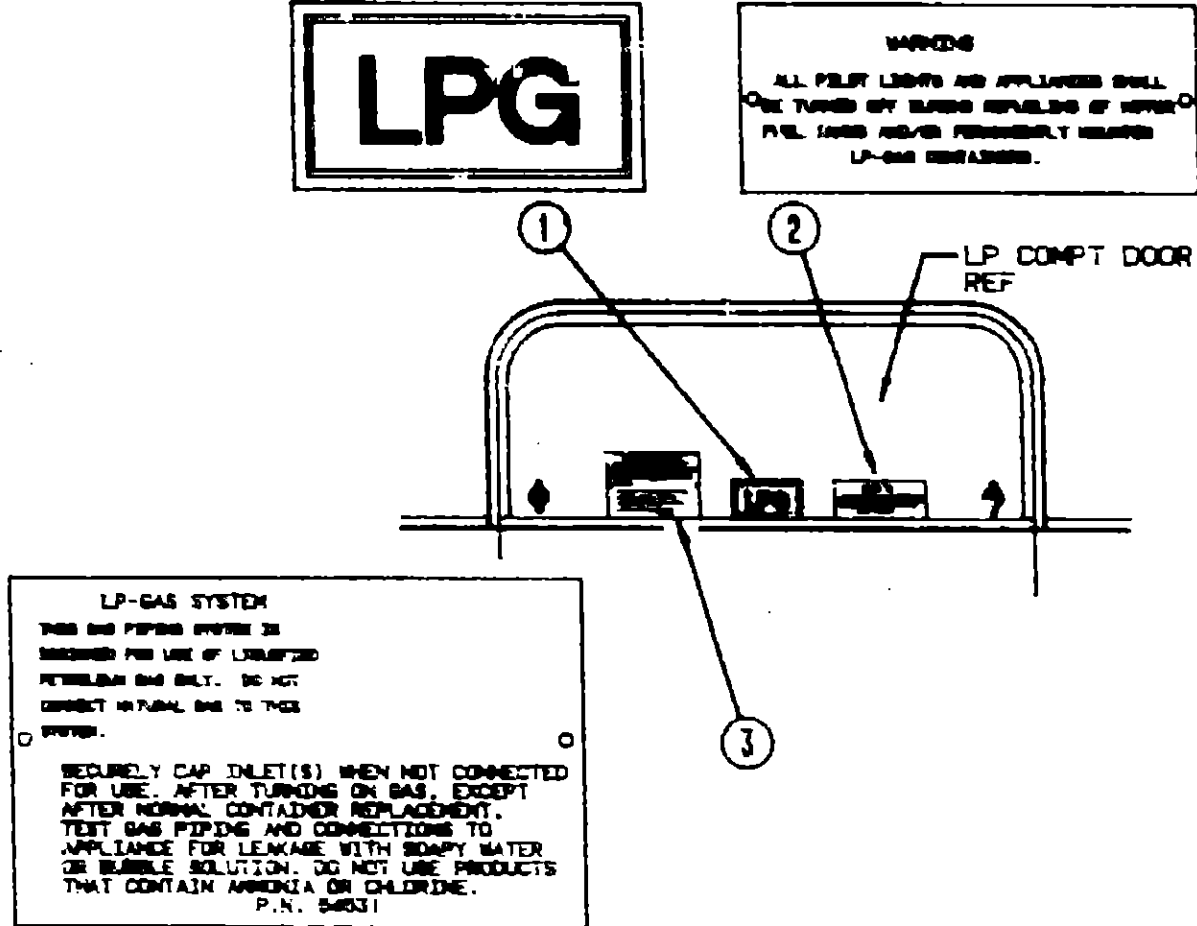
1990 WINNEBAGO
TABLE OF CONTENTS

INTRODUCTION	A-01 - A-02
ABBREVIATIONS	A-03
ALPHABETICAL/GROUP REFERENCE	A-04 - A-08
WF327RT	A-07 - D-20
WF327RB	D-21 - G-14
WC/F321RG	G-15 - J-20

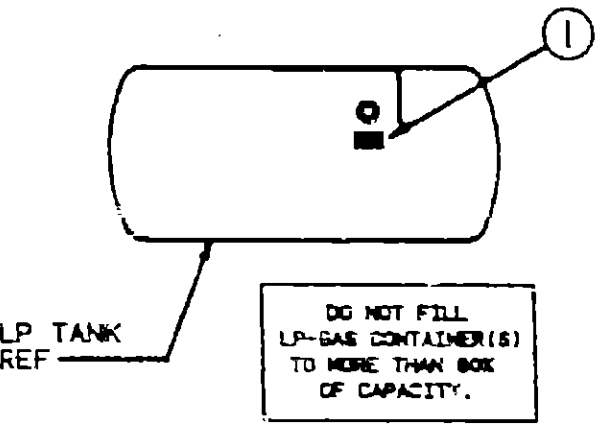
1990 WC/F321RG INDEX

Floor Plan	G-15 - G-16
Accessories Group	G-17 - G-20
Bath Group	G-21 - G-22
Chassis Group	G-23 - H-01
Curtain, Cushion & Pad Group	H-02 - H-10
Dinette Group	H-11 - H-12
Driver's Compartment Group	H-13 - H-18
Electrical Group	H-19 - H-21
Exterior Body Group	H-22 - I-02
Galley Group	I-03 - I-06
Heating & Air Conditioning Group	I-07 - I-08
Interior Finish Group	I-09 - I-11
Labels Group	I-12 - I-16
LP Group	I-20
Lounge Group	I-21 - I-22
Sealants & Fasteners Group	I-23 - I-24
Water & Sewage Group	J-01 - J-02
Window, Vent & Exterior Door Group	J-03 - J-20

LABELS GROUP (CONTINUED)

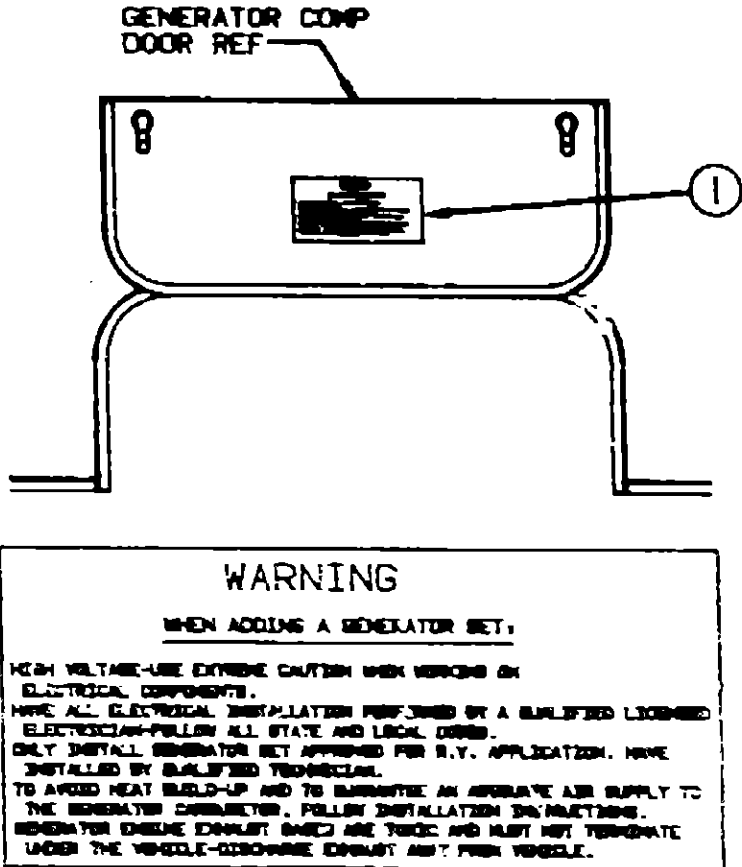


Key	Part Number	U/M	Description
1	074559-01-000	EA	Label - "LPG" - 3.3" x 1.75" (California Code)
2	006040-01-000	EA	Tag - Gas Refueling - Warning (US)
2	006040-02-000	EA	Tag - Gas Refueling - Warning (CSA)
3	054531-01-000	EA	Label - LP Gas Only
	023769-01-000	EA	Label - Warning - LPG (CSA)

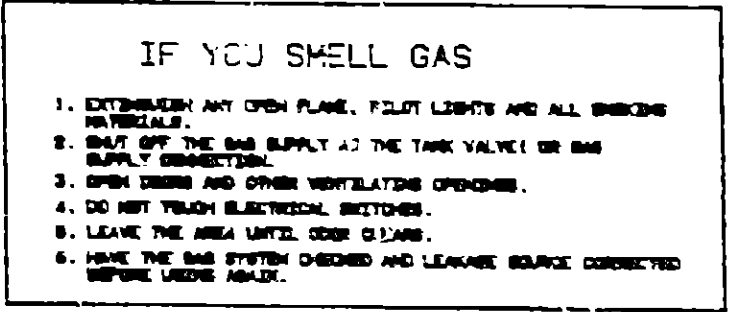
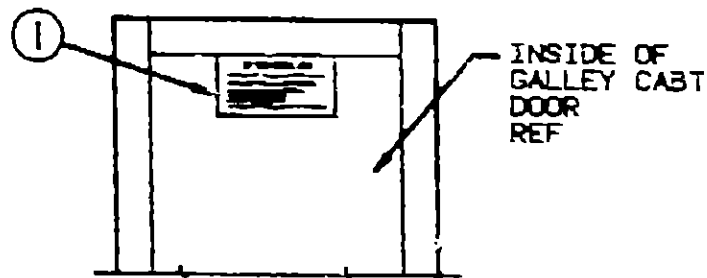


Key	Part Number	U/M	Description
1	079985-01-000	EA	Label - LPG - 80% Capacity

LABELS GROUP (CONTINUED)



Key	Part Number	U/M	Description
1	J77510-01-000	EA	Label - Generator Prep



Key	Part Number	U/M	Description
1	073986-01-000	EA	Label - LPG - Odor Warning

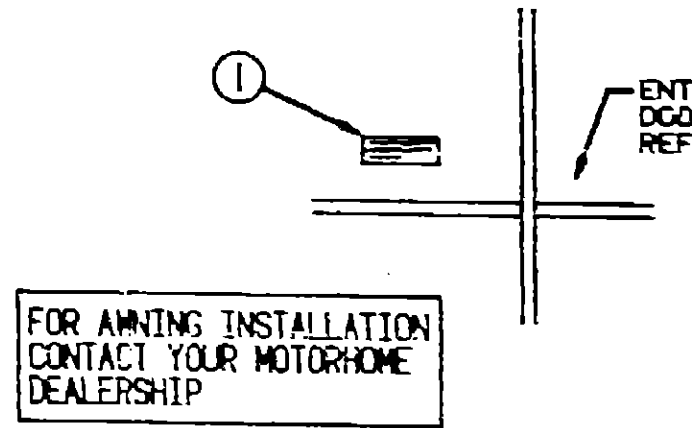
1990 WINNEBAGO
TABLE OF CONTENTS

INTRODUCTION	A-01 - A-02
ABBREVIATIONS	A-03
ALPHABETICAL/GROUP REFERENCE	A-04 - A-08
WF327RT	A-07 - D-20
WF327F2	D-21 - G-14
WC/F321RG	G-15 - J-20

1990 WC/F321RG INDEX

Floor Plan	G-15 - G-18
Accessories Group	G-17 - G-20
Bath Group	G-21 - G-22
Chassis Group	G-23 - H-01
Curtain, Cushion & Pad Group	H-02 - H-10
Dinette Group	H-11 - H-12
Driver's Compartment Group	H-13 - H-18
Electrical Group	H-19 - H-21
Exterior Body Group	H-22 - I-02
Galley Group	I-03 - I-06
Heating & Air Conditioning Group	I-07 - I-08
Interior Finish Group	I-09 - I-11
Labels Group	I-12 - I-19
LP Group	I-20
Lounge Group	I-21 - I-22
Sealants & Fasteners Group	I-23 - I-24
Water & Sewage Group	J-01 - J-02
Window, Vent & Exterior Door Group	J-03 - J-20

LABELS GROUP (CONTINUED)

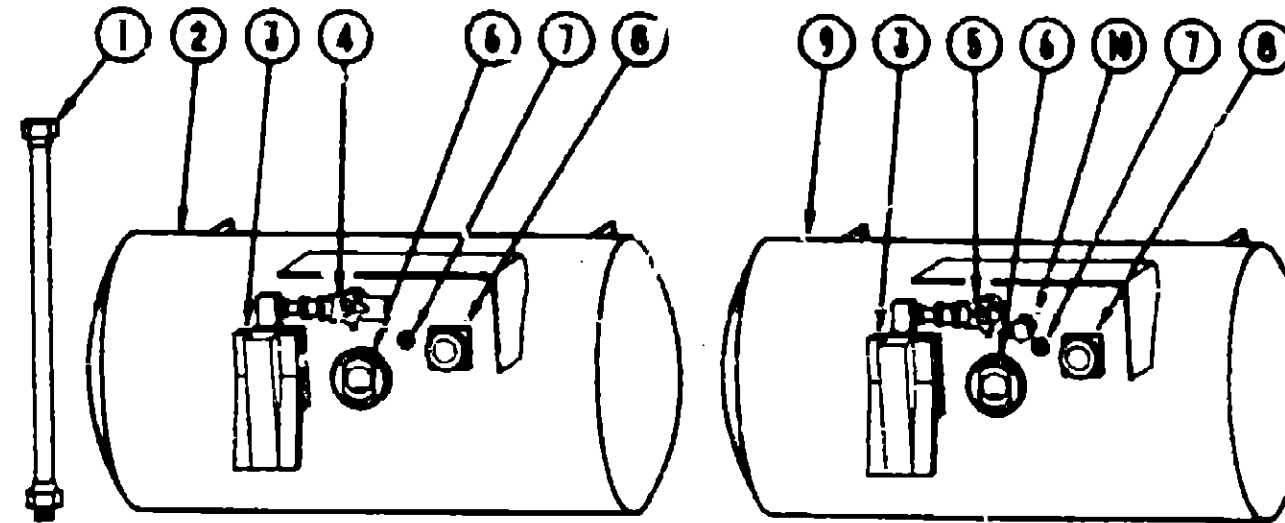


Key	Part Number	U/M	Description
1	099508-01-000	EA	Label - Awning Installation

MISCELLANEOUS LABELS

Key	Part Number	U/M	Description
	006064-01-000	EA	Label - Seat - w/o Seat Belt
	091243-01-000	EA	Label - A/C Cover
	006013-01-000	EA	Tag - RVI Approved - Plastic

LP GROUP



Key	Part Number	U/M	Description
1	045703-01-000	EA	Hose Asm. - LP - 3/8" ID x 24" (US)
1	045703-02-000	EA	Hose Asm. - LP - 3/8" ID x 24" (CSA)
2	074142-01-000	EA	Tank Asm. - LP - 80 Pound - 13" Dia. x 44"
3	081938-01-000	EA	Cover - LP Regulator
	076301-01-000	EA	Regulator - Two Stage
4	040421-01-703	EA	Service Valve - w/Vapor Relief (Used on Tank 074142-01-000)
5	040421-01-712	EA	Service Valve (Used on Tank 097821-01-000)
	040421-01-708	EA	Handwheel - Service Valve
6	040421-01-707	EA	Float Gauge - Threaded - Screw On (Used on Tank 097821-01-000)
6	074142-01-700	EA	Float Gauge - Bolt On (Used on Tank 074142-01-000)
	040440-01-000	EA	Dial - Visible Face - Float Gauge
7	040421-01-700	EA	Liquid Level Valve - 20% LP
8	040421-01-701	EA	Filler Valve - LP
8	040421-01-702	EA	Cap - Plastic - Filler Valve
8	040421-01-711	EA	Valve - 80% w/Float Plate, Bolts & Gasket
9	097821-01-000	EA	Tank Asm. - LP - 60 Pound - 14" Diameter x 30"
10	040421-01-713	EA	Pressure Relief Valve (Used on Tank 097821-01-000)
	065741-01-000	EA	Gauge - Diaphragm Pressure - Test Leak
	065318-02-000	EA	Elbow - 90° - 3/8" MPT x 3/8" FPT
	065742-01-000	EA	Tee - .38 F x .37 F x .25 FPT
	008042-01-000	FT	Tubing - Vinyl - .65" ID
	010377-01-000	EA	Nut - 3/8" F - Brass
	010380-02-000	EA	Nut - 1/2" F - Brass - Forged
	010377-02-000	EA	Nut - 3/8" F - Brass - Forged
	010326-01-000	EA	Adapter - Flare w/Cone Gasket - 3/8" Female FL x 1/2" Male FL
	010320-01-000	EA	Adapter - Brass - 3/8" F x 1/2" MPT (Ford)
	071015-14-000	EA	Grommet - 3/8" ID Fits .09" Material Rubber
	071015-17-000	EA	Grommet - 3/8" ID Fits .06" Material Rubber
	024884-01-000	EA	Brass - Plug - 3/8"

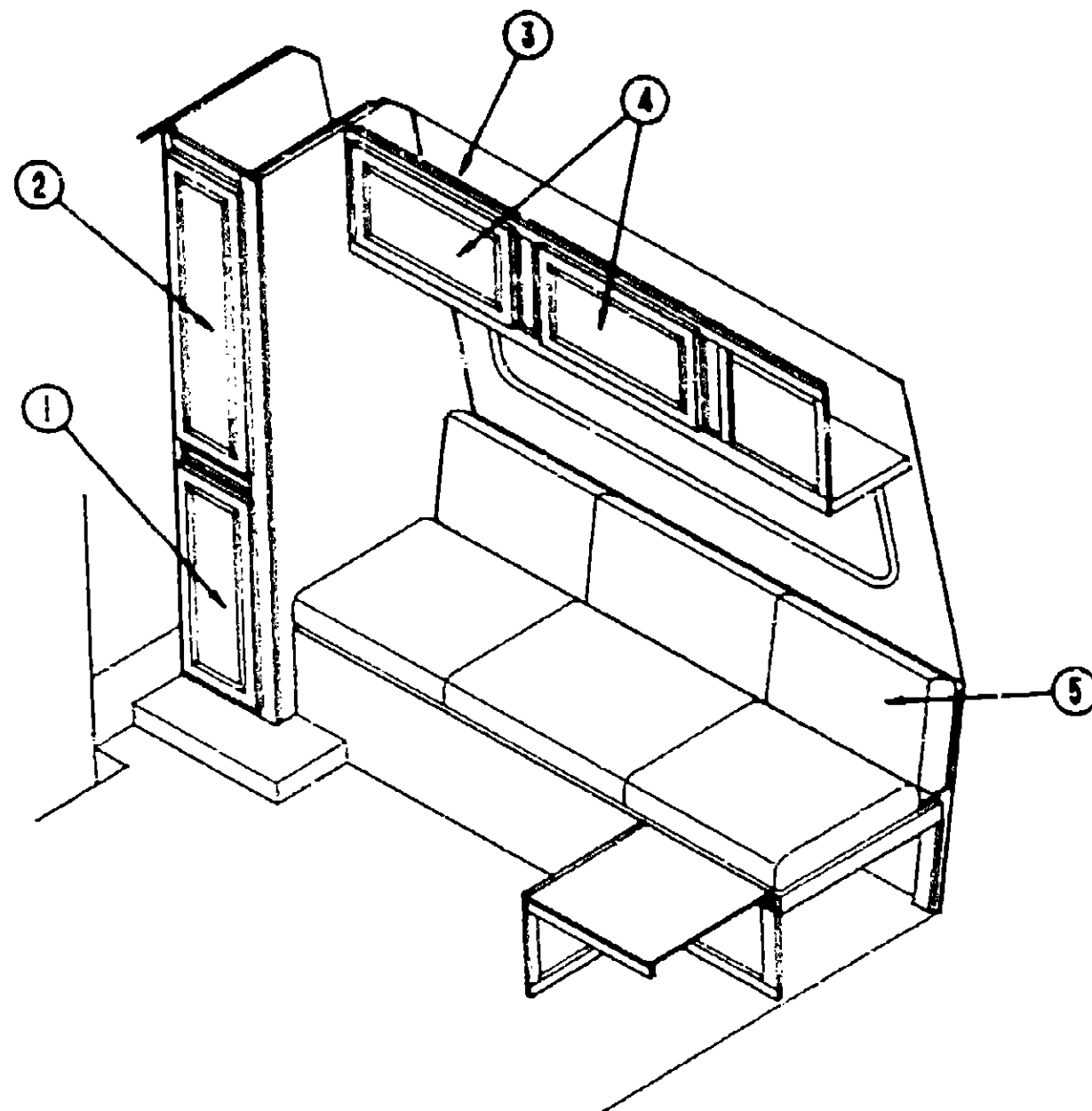
1990 WINNEBAGO TABLE OF CONTENTS

INTRODUCTION	A-01 - A-02
ABBREVIATIONS	A-03
ALPHABETICAL/GROUP REFERENCE	A-04 - A-08
WF327RT	A-07 - D-20
WF327RB	D-21 - G-14
WC/F321RG	G-15 - J-20

1990 WC/F321RG INDEX

Floor Plan	G-15 - G-16
Accessories Group	G-17 - G-20
Bath Group	G-21 - G-22
Chassis Group	G-23 - H-01
Curtain, Cushion & Pad Group	H-02 - H-10
Dinette Group	H-11 - H-12
Driver's Compartment Group	H-13 - H-18
Electrical Group	H-19 - H-21
Exterior Body Group	H-22 - I-02
Galley Group	I-03 - I-06
Heating & Air Conditioning Group	I-07 - I-08
Interior Finish Group	I-09 - I-11
Labels Group	I-12 - I-19
LP Group	I-20
Lounge Group	I-21 - I-22
Sealants & Fasteners Group	I-23 - I-24
Water & Sewage Group	J-01 - J-02
Window, Vent & Exterior Door Group	J-03 - J-20

LOUNGE GROUP



LOUNGE CABINETRY

Key	Part Number	U/M	Description
1	M98652-52-AA3	EA	Door - Cabinet - 12" x 39.96" - w/o Hardware
**1	M98652-52-A93	EA	Door - Cabinet - 12" x 39.96" - w/o Hardware
2	M98652-61-AA3	EA	Door - Cabinet - 12" x 29.13" - w/o Hardware
**2	M98652-61-A93	EA	Door - Cabinet - 12" x 29.13" - w/o Hardware
3	M98652-01-AA3	EA	Cabinet - Lounge Overhead - w/o Doors or Hardware
4	M98652-36-AA3	EA	Door - Cabinet - 14.4" x 26.8" - w/o Hardware
**4	M98652-36-A93	EA	Door - Cabinet - 14.4" x 26.8" - w/o Hardware
	M98959-01-AA3	EA	Cabinet - Driver Side Overhead - w/o Door or Hardware
††	M98238-01-AA3	EA	Cabinet - Driver Side Overhead - w/o Door or Hardware
	M98652-37-AA3	EA	Door - Driver Side Overhead - 14.4" x 21.8" - w/o Hardware
†	M98652-37-A93	EA	Door - Driver Side Overhead - 14.4" x 21.8" - w/o Hardware
††	M98652-36-A93	EA	Door - Driver Side Overhead - 14.4" x 26.8" - w/o Hardware
	082825-04-AA3	EA	End Cap - Side Overhead
	081298-01-AA8	EA	Pedestal Table - w/o Leg or Base
*5	081826-04-AA3	EA	Couch/Private Bed - Complete
*5	081826-04-AA4	EA	Couch/Private Bed - Complete
*	081298-38-AA3	EA	Couch Cushion - 22.5" x 15" x 5"
*	081998-38-AA4	EA	Couch Cushion - 22.5" x 15" x 5"

See Curtain, Cushion & Pad Group for further breakdown of these items.

** These parts were used from 11/27/89 on.

† These parts were used from 11/27/89 to 12/10/89.

†† These parts were used from 12/11/89 on.

LOUNGE GROUP (CONTINUED)

LOUNGE HARDWARE

Key	Part Number	U/M	Description
	009112-01-000	EA	Flange - 1" Clothes Rod - Plastic - Off White
	041953-03-000	FT	Conduit - Convolute Silt - 1" ID (Clothes Rod Cover)
	042438-01-000	EA	Dowel - Wood - Clothes Rod - 1" Dia. x 4'
	059777-02-000	EA	Hinge - Cabinet Door - Burnished Brass
	097800-01-000	EA	Door Latch - Flush Mount - w/Catch & Screws - Dark Brown
	074493-02-000	EA	Support - Overhead Door - Spring
	009040-06-000	EA	Leg - Pedestal Table - 27.50"
	041194-01-000	EA	Base - Table - Flush Floor Mount
	062046-01-000	EA	Clip - Pedestal Leg
	076840-01-000	EA	Bungee Cord - 24"
	009040-03-000	EA	Base - Table - Raised Table Mount
	094097-01-000	EA	Speaker - Radio - w/o Grill - 5.25" Dia.
	089340-01-000	EA	Grill - Speaker - 6.5" Square
	074979-01-000	EA	Shield - Speaker Back - Molded Plastic - Beige

1990 WINNEBAGO TABLE OF CONTENTS

INTRODUCTION	A-01 - A-02
ABBREVIATIONS	A-03
ALPHABETICAL/GROUP REFERENCE	A-04 - A-06
WF327RT	A-07 - D-20
WF327RB	D-21 - G-14
WC/F321RG	G-15 - J-20

1990 WC/F321RG INDEX

Floor Plan	G-15 - G-16
Accessories Group	G-17 - G-20
Bath Group	G-21 - G-22
Chassis Group	G-23 - H-01
Curtain, Cushion & Pad Group	H-02 - H-10
Dinette Group	H-11 - H-12
Driver's Compartment Group	H-13 - H-18
Electrical Group	H-19 - H-21
Exterior Body Group	H-22 - I-02
Galley Group	I-03 - I-06
Heating & Air Conditioning Group	I-07 - I-08
Interior Finish Group	I-09 - I-11
Labels Group	I-12 - I-19
LP Group	I-20
Lounge Group	I-21 - I-22
Sealants & Fasteners Group	I-23 - I-24
Water & Sewage Group	J-01 - J-02
Window, Vent & Exterior Door Group	J-03 - J-20

SEALANTS & FASTENERS GROUP

SCREWS & FASTENERS

Key	Part Number	U/M	Description
	000C13-07-48C	EA	Bolt - Hex - 7/16 - 20 x 3 - Zn 5
	000C26-05-20B	EA	Bolt - Hex - Ser Fig 5/16 - 18 x 1 1/4" - Zinc
	000D24-10-00B	EA	Nut - Hex - Locking - 10-32 - Zn
	000D39-05-00B	EA	Nut - Hex - Ser Fig Lk - 5/16 - 18 - Zn
	000D39-06-00B	EA	Nut - Hex - Ser Fig Lk - 3/8 - 16 - Zn
	000D39-08-00B	EA	Nut - Hex - Ser Fig Lk - 1/2 - 13 - Zn
	000D44-07-00B	EA	Nut - Hex - Ser Fig Lk - 7/16 - 20 - Zn
	000E13-11-00B	EA	Washer - Flat - 3/16" Wide - Zn
	000G11-06-10J	EA	Screw - 6 - 20 x 5/8 PPH - Brass
	000G11-07-08B	EA	Screw - 7 - 19 x 1/2 PPH - Zn
	000G11-08-06B	EA	Screw - 8 - 18 x 3/8 PPH - Zn
	000G11-08-12B	EA	Screw - 8 - 18 x 3/4 PPH - Zn
	000G11-08-12D	EA	Screw - 8 - 18 x 3/4 PPH - Black
	000G11-08-12P	EA	Screw - 8 - 18 x .75 - Dark Brown
	000G11-08-12R	EA	Screw - 8 - 18 x .75 PPH - Beige
	000G11-08-12S	EA	Screw - 8 - 18 x .75 PPH - Off White
	000G11-08-16S	EA	Screw - 8 - 18 x 1.00 PPH - Off White
	000G11-10-12D	EA	Screw - 10 - 16 x 3/4 PPH - Black
	000G11-10-24P	EA	Screw - 10 - 16 x 1 1/2 PPH - Dark Brown
	000G12-08-12S	EA	Screw - 8 - 18 x .75 POH - Off White
	000G12-08-16S	EA	Screw - 8 - 18 x 1" POH - Off White
	000G13-06-08B	EA	Screw - 6 - 20 x 1/2 PPH - Zn
	000G13-06-10G	EA	Screw - 6 - 20 x 5/8 PPH - Antique Brass
	000G13-07-12B	EA	Screw - 7 - 19 x 3/4 PPH - Zn
	000G13-08-16B	EA	Screw - 8 - 18 x 1 PPH - Zn
	000G18-08-12B	EA	Screw - Machine - 8 - 32 x 3/4" PPH - Zn
	000G18-08-16B	EA	Screw - Machine - 8 - 32 x 1 PPH - Zn
	000G18-08-22B	EA	Screw - Machine - 8 - 32 x 1 3/8 PPH - Zn
	000G39-08-08B	EA	Screw - SF/DR 8 - 18 x 1/2 PPH - Zn
	000G39-08-08R	EA	Screw - SF/DR 8 - 18 x 1/2 PPH - Beige
	000G39-08-12B	EA	Screw - SF/DR 8 - 18 x 3/4 PPH - Zn
	000G39-08-12R	EA	Screw - SF/DR 8 - 18 x 3/4 PPH - Beige
	000G39-08-16S	EA	Screw - SF/DR 8 - 18 x 1.00 PPH - Off White
	000G39-08-24B	EA	Screw - SF/DR 8 - 18 x 1 1/2 PPH - Zn
	000G39-08-24S	EA	Screw - SF/DR 8 - 18 x 1.50 PPH - Off White
	000G39-10-10S	EA	Screw - SF/DR 10 - 16 x .62" PPH - Off White
	000G39-10-12D	EA	Screw - SF/DR 10 - 16 x 3/4 PPH - Black
	000G39-10-20B	EA	Screw - SF/DR 10 - 16 x 1 1/4 PPH - Zn
	000G42-04-16B	EA	Screw - SF/DR 1/4 - 14 x 1 PPH - Zn
	000G53-04-06B	EA	Screw - Machine - 1/4 - 20 x 1 PPH - Zn
	000G54-04-20B	EA	Screw - 1/4 - 20 x 1 1/4 PTH - Zn
	000G67-10-08B	EA	Screw - 10 - 12 x 1/2 PPH - Zn
	000G67-10-08R	EA	Screw - 10 - 12 x 1/2 PPH - Beige - Type A
	000G67-10-10B	EA	Screw - 10 - 12 x 5/8 PPH - Zn - Type A
	000G67-10-10R	EA	Screw - 10 - 12 x 5/8 PPH - Beige - Type A
	000G67-10-12B	EA	Screw - 10 - 12 x 3/4 PPH - Zn
	000G67-10-12P	EA	Screw - 10 - 12 x .75 PPH - Dark Brown
	000G67-10-12O	EA	Screw - 10 - 12 x .75 PPH - Tan
	000G67-10-24B	EA	Screw - 10 - 12 x 1 1/2 PPH - Zn
	000G67-10-32B	EA	Screw - 10 - 12 x 2 PPH - Zn
	000G68-06-10G	EA	Screw - 6 - 18 x 5/8 POH - Antique Brass
	000H16-04-06R	EA	Rivet - Pop - AL 1/8 x .313 - .375
	005081-01-000	EA	Nut - Speed - C Type - No. 8 Screw
	062401-02-000	EA	Clamp - Hose - Wormgear - 1.56" - 2.5"
	062401-06-000	EA	Clamp - Hose - Wormgear - .22" x .62"
	007161-01-000	EA	Clamp - Hose - Spring Type - 1/2"
	008343-01-000	EA	Tie - Wire - 8"
	008386-01-000	EA	Grommet - Snap - 3/8

SEALANTS & FASTENERS GROUP (CONTINUED)

SCREWS & FASTENERS (CONTINUED)

Key	Part Number	U/M	Description
	008401-01-000	EA	Strap - Conduit - 3/4" - 1 Hole - Galvanized Steel
	010495-01-000	EA	Clamp - Cable - 9/16"
	010497-01-000	EA	Clamp - Closed - 5/8" ID
	010497-03-000	EA	Clamp - Closed - 1 ID - Cushioned
	010499-01-000	EA	Clamp - Closed - 3/8" ID
	016604-01-000	EA	Brace - Cabinet - Angled Metal - 2.5"
	063809-01-000	EA	Clamp - Wire Dual - Equal 5/8" Dia.
	064884-01-000	EA	Plug - Brass - 3/8"
	067721-01-000	EA	Screw - Flat Head - Tapping - 1/4 x 1 1/4 LG - Zn
	069371-01-000	EA	Screw - Machine - 8 - 32 x 3 5/16 - Zn
	075148-02-000	EA	Clamp - Grounding - Bronze Screws
	075908-01-000	EA	Screw - Machine - 10 - 32 x .56 PTH - Zn
	049465-04-000	EA	Screw - 10 - 16 x 1 PTH w/Washer - Beige
	076790-01-000	EA	Screw - 6 - 20 x 1 1/4 PPH - Black
	063729-04-000	EA	Rivet - 10 - 32 UNF - .010 - .030

SEALANTS & ADHESIVES

Key	Part Number	U/M	Description
	004020-01-000	QT	Adhesive - ABS Cement (Plastic Fittings)
	004035-02-000	GL	Adhesive - Swifts - Glue (Sidewalls)
	053762-07-000	EA	Bedding Compound - Tube - Beige (Exterior)
	053766-06-000	EA	Bedding Compound - Tube - Clear (Window)
	053766-08-000	EA	Bedding Compound - Tube - Gray (Exterior)
	102352-01-000	EA	Bedding Compound - Tube - Black (Luggage Compartment)
	053766-02-000	EA	Bedding Compound - Tube - Off White (Exterior)
	002328-02-000	EA	Block - Rubber Spacer (Windshield)
	077967-01-000	EA	Sealant - Acrylic Latex - Tube - Off White (Interior Sealant)
	034552-04-000	EA	Sealant - Silicone - Beige
	034552-02-000	EA	Sealant - Silicone - Clear
	034552-07-000	EA	Sealant - Silicone - Dark Gray
	034552-06-000	EA	Sealant - Silicone - Off White
	039518-01-000	EA	Sealant - Silicone - Black
	069640-01-000	FT	Sealer Ribbon - .25" Bead x 20'
	069640-02-000	FT	Sealer Ribbon - .5" x .125" x 30'
	069640-03-000	FT	Sealer Ribbon - .75" x .125" x 30'
	069640-09-000	FT	Sealer Ribbon - 1/32" x 2.5" x 30'
	069640-06-000	FT	Sealer Ribbon - 5/16" Bead x 15'
	069640-07-000	FT	Sealer Ribbon - 2" x 3/32" x 30'
	059640-10-000	FT	Sealer Ribbon - 1/32" x 1.5" x 30'
	002707-02-000	FT	Sealer Tape - 5/16" x 1/2"
	074497-14-700	EA	Sealer - Stain (Ceiling)
	102353-01-700	EA	Seam Sealer - Tube - Gray (Roof Seams)
	094401-01-000	EA	Seam Sealer - Tube - Clear (Cap to Sidewall)
	102353-01-700	EA	Seam Sealer - Tube - Aluminum (Roof)
	063642-01-000	FT	Tape - Adhesive - .10mm x 1.5" Wide
	038886-01-000	EA	Tape - Butyl - .31" x .31" x 148" (Windshield)
	075322-01-000	FT	Tape - Foam - Double Coated - .025 x .35 x 72' (Fiberglass Sidewall Seams)
	075322-02-000	FT	Tape - Foam - Double Coated - .045 x 1" (Fiberglass Sidewall Seams)
	100028-01-000	FT	Tape - Foam - Double Coated - .031 x .75 x 72' (Non-Structural Fastening)
	009200-01-000	EA	Tape - Furnace - 1.5"
	002825-01-000	FT	Weather Stripping (Foot Vent)
	081377-01-700	EA	Adhesive - Cyanoacrylate - 10GM

1990 WINNEBAGO TABLE OF CONTENTS

INTRODUCTION	A-01 - A-02
ABBREVIATIONS	A-03
ALPHABETICAL/GROUP REFERENCE	A-04 - A-06
WF327RT	A-07 - D-20
WF327RB	D-21 - G-14
WC/F321RG	G-15 - J-20

1990 WC/F321RG INDEX

Floor Plan	G-15 - G-16
Accessories Group	G-17 - G-20
Bath Group	G-21 - G-22
Chassis Group	G-23 - H-01
Curtain, Cushion & Pad Group	H-02 - H-10
Drivette Group	H-11 - H-12
Driver's Compartment Group	H-13 - H-18
Electrical Group	H-19 - H-21
Exterior Body Group	H-22 - I-02
Galley Group	I-03 - I-06
Heating & Air Conditioning Group	I-07 - I-08
Interior Finish Group	I-09 - I-11
Labels Group	I-12 - I-19
LP Group	I-20
Lounge Group	I-21 - I-22
Sealants & Fasteners Group	I-23 - I-24
Water & Sewage Group	J-01 - J-02
Window, Vent & Exterior Door Group	J-03 - J-20

WATER & SEWAGE GROUP

DRAINAGE SYSTEM

Key	Part Number	U/M	Description
	062422-01-000	EA	Adapter - Offset Reducer - 3" x 1 1/2"
	062416-01-000	EA	Adapter - Sewer Hose to 3" Pipe
	033302-02-000	EA	Adapter Asm. - Strainer - 1 1/2" (CSA)
	010121-01-000	EA	Bushing - Plastic - Red - 1 1/2 S x 1 1/4 H
	011091-02-000	EA	Continuous Waste - Double Sink - 11 7/8"
	083511-01-000	EA	Catch Basin - Lavatory Cabinet - Off White
	078406-01-000	EA	Coupler - Rubber - 3" x 3"
	010051-01-000	EA	Elbow - Plastic - 1/8 BD x 1 1/2 x 45°
	010006-01-000	EA	Elbow - Plastic - 1/8 BD x 1 1/2 x 45° H x H
	010008-01-000	EA	Elbow - Plastic - 1/4 BD x 1 1/2 x 90° - Left
	031111-01-000	EA	Elbow - Plastic - 1/4 BD x 1 1/4 x 90 XLT
	037101-02-000	EA	Elbow - Plastic - 1/4" Bend Vent - 1 1/2" Hub (CSA)
	075240-06-000	EA	Faucet - Lavatory - Bone
	075241-05-000	EA	Faucet - Shower - Bone
	011053-04-000	EA	Faucet - Swing Spout - 8" - Galley
	031253-01-000	EA	Gasket - Faucet
	010147-01-000	EA	Flange Closet - 4" x 3" FPT - Plastic - Black
	010147-02-000	EA	Flange Closet - 4" x 3" FPT - Plastic - Black (CSA)
	024676-02-000	EA	Flange - Closet - 4" x 3" (CSA)
	061607-01-000	EA	Grommet - Holding Tank Coupler - 1 1/2"
	061607-02-000	EA	Grommet - Holding Tank Coupler - 3"
	011066-03-000	EA	P-Trap - 1 1/4" - Plastic (US)
	011066-02-000	EA	P-Trap - 1 1/4" - Plastic (CSA) (Lavatory/Shower)
	053335-01-000	EA	P-Trap - 1 1/4" - Plastic w/Union (CSA) (Galley)
	083558-01-000	EA	Roof Vent - Covered - Vent Pipe
	062415-01-000	EA	Sewer Cap - 3"
	062415-01-700	EA	String - Sewer Cap
	010201-01-000	EA	Sewer Hose - 3" ID x 20'
	011048-02-000	EA	Shower Head w/60" Hose (US)
	011048-05-000	EA	Shower Head w/60" Hose (CSA)
	M02606-01-000	EA	Shower Pan Asm.
	068615-01-000	EA	Sink - Double w/Mounting Hardware - Stainless Steel
	068654-01-000	EA	Sink - Double w/Mounting Hardware - Stainless Steel
	066436-01-000	EA	Slip Nut - 1.5 - Tailpiece
	066440-01-000	EA	Strainer - Shower Drain
	066437-01-000	EA	Strainer - Sink - Galley
	066437-01-700	EA	Basket - Strainer - Galley Sink
	083268-01-000	EA	Tank - Holding - 25 Gal. - 18.1" x 16.8" x 19.5"
	083269-01-000	EA	Tank - Holding - 25 Gal. - 19.4" x 35.4" x 12.1"
	010079-01-000	EA	Tee - Plastic - 1 1/2" H x 1 1/2" H x 1 1/4" H
	010071-01-000	EA	Tee - Plastic - 1 1/2" H x H x H
	024676-01-000	EA	Toilet Closet Flange - 4" x 3" - Red
	067487-01-000	EA	Toilet - Ivory - Aqua Magic
	067487-01-700	EA	C.I.F.L. Seal & Bolt Package
	063740-01-710	EA	Link
	063740-01-711	EA	Spring - Return Lever
	063740-01-705	EA	Seat - Ivory - w/o Cover
	063740-01-700	EA	Lever - Water
	063740-01-701	EA	Lever - Flush
	063740-01-713	EA	Seal - Ball - Valve to Bowl
	063740-01-714	EA	Valve Asm. - Water
	063740-01-707	EA	Seal - Closet Flange
	063740-01-706	EA	Bolt Package - Closet
	070916-01-000	EA	Valve - Dual - 3" x 1.5"
	070916-01-700	EA	Valve - Only - 3"
	070916-01-701	EA	Valve - Only - 1 1/2"
	062421-01-000	EA	Valve - 1 1/2" w/Handle
	062419-02-700	EA	Handle Only - For Extension Rod
	079966-01-000	EA	Vent - Mechanical Trap Arm
	069735-01-000	EA	Washer - Tailpiece - 1.5 - Plastic

WATER & SEWAGE GROUP (CONTINUED)

WATER LINES & HARDWARE

Key	Part Number	U/M	Description
	010224-01-000	EA	Adapter - Hose to Pipe - 3/8" Barb - Black Plastic
	044927-01-000	EA	Adapter - Plastic - 1 1/4" MPT x 1 1/4" Bar (Water Tank)
	079317-01-000	EA	Adapter - Swivel - .5 Tube x .5 FPT
	052954-01-000	EA	Adapter - Hose Conc - 3/8" or 1/2" - Plastic
	036522-02-000	EA	Cap - Brass - 1/2" Flare
	065120-01-000	EA	Elbow - Plastic - Swivel - 1/2" FPT x 1/2" Flare - Gray
	070924-01-000	EA	Elbow - Swivel - 1/2" MPT x 1/2" FPT - Gray
	011053-04-000	EA	Faucet - Swing Spout - Galley - 8"
	031253-01-000	EA	Gasket - Faucet
	075241-05-000	EA	Faucet - Shower - Bone
	077954-02-000	EA	Filter/Screen (In Water Tank)
	052952-01-000	EA	Nut - Plastic - 1/2" F
	052953-01-000	EA	Nut - Faucet - 1/2" Tube x 1/2" FPT
	049032-01-000	EA	Patch - Spinweld - Plastic - 3/8"
	068475-01-000	EA	Pin - Connector
	098607-01-000	EA	Pump - Water - 2.8 GPM - Direct Flow (US)
	098607-02-000	EA	Pump - Water - 2.8 GPM - Direct Flow
	098607-01-707	EA	Motor/Backplate - Replacement
	098607-01-701	EA	Drive Asm.
	036507-01-702	EA	Diaphragm Kit
	098607-01-703	EA	Valve Asm.
	098607-01-704	EA	Upper Housing
	098607-01-706	EA	Switch Asm. - Complete
	098607-01-700	EA	Pumphead - Replacement
	098607-01-705	EA	Check - Valve Kit
	091208-01-000	EA	Rubber Washer - .06 x .75 x .50
	011048-02-000	EA	Shower Head - w/60" Hose (US)
	011048-05-000	EA	Shower Head - w/60" Hose (CSA)
	042989-03-000	EA	Spinweld Fitting - Plastic - 1/4" NPT
	042989-05-000	EA	Spinweld Fitting - Plastic - 1/2" FPT
	042989-04-000	EA	Spinweld Fitting - Plastic - 3/8" FPT
	052955-01-000	EA	Tee - Plastic - 1/2" F x 1/2" F x 1/2" MPT
	052958-01-000	EA	Tee - Plastic - 1/2" F x 1/2" F x 1/2" F
	039800-01-000	FT	Tubing - Polybutyl - 1/2" OD x 20' (Water Line)
	079381-01-000	FT	Tubing - Flex/Smooth - 1.25 ID (Water Tank)
	074462-02-000	FT	Tubing - Vinyl - 3/8" ID
	052960-01-000	EA	Valve - Line Drain - 1/2" F x 1/2" F
	052960-01-700	EA	Connector - Union - 1/2" F x 1/2" F
	057063-03-000	EA	Water Tank - 28 Gal. w/Fittings - 19" x 25" x 17.5"
**	051391-02-000	EA	Water Heater - Atwood - G6A-3
**	051391-03-000	EA	Water Heater - w/o Motoraid - Electronic Tune - Atwood - G6A-3E
**	The illustrated parts breakdown for this item is provided on the Common Items Fiche.		

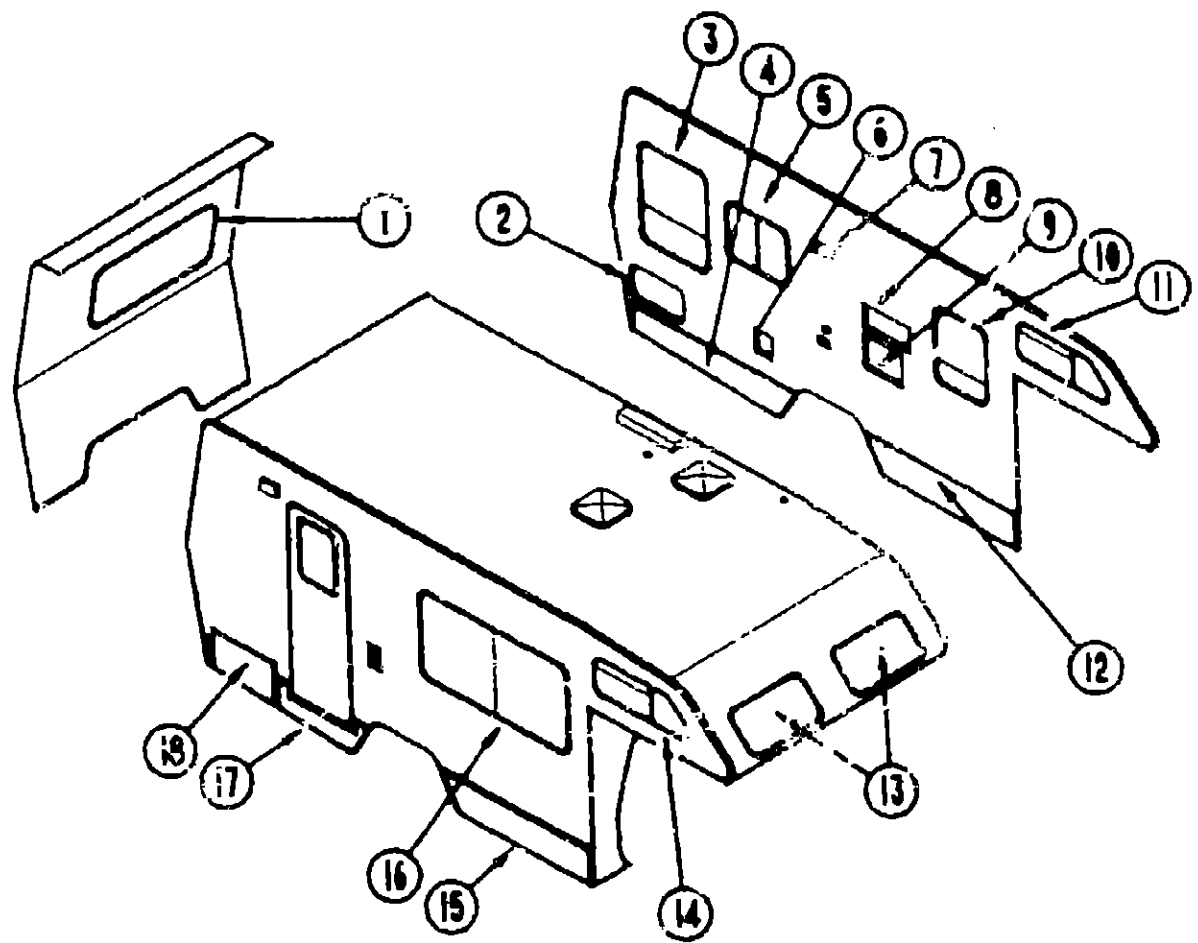
1990 WINNEBAGO TABLE OF CONTENTS

INTRODUCTION	A-01 - A-02
ABBREVIATIONS	A-03
ALPHABETICAL/GROUP REFERENCE	A-04 - A-05
WF327RT	A-07 - D-20
WF327RB	D-21 - G-15
WC/F321RG	G-15 - J-20

1990 WC/F321RG INDEX

Floor Plan	G-15 - G-16
Accessories Group	G-17 - G-20
Bath Group	G-21 - G-22
Chassis Group	G-23 - H-01
Curtain, Cushion & Pad Group	H-02 - H-10
Dinette Group	H-11 - H-12
Driver's Compartment Group	H-13 - H-18
Electrical Group	H-19 - H-21
Exterior Body Group	H-22 - I-02
Galley Group	I-03 - I-06
Heating & Air Conditioning Group	I-07 - I-08
Interior Finish Group	I-09 - I-11
Labels Group	I-12 - I-19
LP Group	I-20
Lounge Group	I-21 - I-22
Sealants & Fasteners Group	I-23 - I-24
Water & Sewage Group	J-01 - J-02
Window, Vent & Exterior Door Group	J-03 - J-20

WINDOWS, VENTS & EXTERIOR DOORS
WINDOWS & ACCESS DOORS



1990 WINNEBAGO
TABLE OF CONTENTS

INTRODUCTION	A-01 - A-02
ABBREVIATIONS	A-03
ALPHABETICAL/GROUP REFERENCE	A-04 - A-08
WF327RT	A-07 - D-20
WF327RB	D-21 - G-14
WC/F321RG	G-15 - J-20

1990 WC/F321RG INDEX

Floor Plan	G-15 - G-16
Accessories Group	G-17 - G-20
Bath Group	G-21 - G-22
Chassis Group	G-23 - H-01
Curtain, Cushion & Pad Group	H-02 - H-10
Dinette Group	H-11 - H-12
Driver's Compartment Group	H-13 - H-18
Electrical Group	H-19 - H-21
Exterior Body Group	H-22 - I-02
Galley Group	I-03 - I-06
Heating & Air Conditioning Group	I-07 - I-08
Interior Finish Group	I-09 - I-11
Labels Group	I-12 - I-19
LP Group	I-20
Lounge Group	I-21 - I-22
Sealants & Fasteners Group	I-23 - I-24
Water & Sewage Group	J-01 - J-02
Window, Vent & Exterior Door Group	J-03 - J-20

Key	Part Number	U/M	Description
1	078536-01-T03	EA	Window Asm. - Rear Escape
2	078538-08-AA3	EA	Door Asm. - Storage
3	062235-03-Y12	EA	Window Asm. - Single Slider
4	086393-09-AA3	EA	Door Asm. - Valance - Rear (Stationary)
4	086393-05-AA3	EA	Door Asm. - Valance - Rear (Option L50U)
5	078286-03-T03	EA	Window Asm. - Single Slider
*5	088647-07-700	EA	Window Asm. - Single Slider (Excel)
6	078010-03-000	EA	Door Asm. - Fuel Fill - Off White
7	084878-09-000	EA	Vent - Range Hood - Short
8	084103-C3-000	EA	Door Asm. - Refrigerator - Vented
9	052009-01-000	EA	Door Asm. - Water Heater - Off White
10	078286-04-T03	EA	Window Asm. - Single Slider
*10	088644-01-715	EA	Window Asm. - Single Slider (Excel)
11	086889-02-AA3	EA	Window Asm. - Bunk Slider
*11	088646-02-700	EA	Window Asm. - Bunk Slider (Excel)

Key	Part Number	U/M	Description
12	086395-05-AA3	EA	Door Asm. - Holding Tank & Dump Valve
13	078533-05-AA3	EA	Window Asm. - Picture - 13" x 32"
**13	078533-05-AA3	EA	Window Asm. - Picture - 15" x 32"
14	086889-01-AA3	EA	Window Asm. - Bunk Slider
*14	088646-01-706	EA	Window Asm. - Bunk Slider (Excel)
15	086386-06-AA3	EA	Door Asm. - LP - 13.7" x 35.9" - Front
15	086385-04-AA3	EA	Door Asm. - Battery - 13.7" x 27.3" - Tapered
†15	086385-07-AA3	EA	Door Asm. - LP & Battery - 63.5" - Tapered
16	078289-04-X11	EA	Window Asm. - Single Slider
*16	088647-01-705	EA	Window Asm. - Single Slider (Excel)
17	086865-02-AA3	EA	Valance Asm. - Entrance Door
18	088252-02-AA3	EA	Door Asm. - Storage/Generator
-	These parts were used from 10/2/89 on.		
**	These parts were used from 6/5/89 on.		
†	These parts were used from 8/28/89 on.		

WINDOW, VENT & EXTERIOR DOOR GROUP (CONTINUED)

POWERED ROOF VENT

Key	Part Number	U/M	Description
	090394-01-Y12	EA	Vent Asm. - Roof - Powered - w/o Screen (USA)
	009440-01-000	EA	Lift Mechanism
	009439-03-000	EA	Extension
	009439-04-000	EA	Screw
	009439-02-000	EA	Knob - Roof Vent - Black
	048649-01-000	EA	Fan - Plastic - 8"
	008195-01-000	EA	Switch - Push Button - 12 Volt
	015911-01-000	EA	Track - Slide - Roof Vent
	002825-01-000	EA	Weatherstrip Seal
	048648-01-000	EA	Motor - 12 Volt
	051384-01-000	EA	Cover Asm. - Roof Vent
	052639-01-200	EA	Hinge - 7" - Roof Vent
	078785-01-Y12	EA	Screen Asm. - Roof Vent - Powered
	002291-02-000	SF	Screen - Window - 16" - Charcoal
	002298-02-000	FT	Spline - Charcoal
**	064469-08-000	EA	Vent Asm. - Roof Powered - w/o Screen (CSA)
** The illustrated parts breakdown of this item is provided on the Common Items Fiche.			

NON-POWERED VENT

Key	Part Number	U/M	Description
	090395-01-Y12	EA	Vent Asm. - Roof - Non-Powered - w/o Screen
	009440-01-000	EA	Lift Mechanism Asm.
	009439-03-000	EA	Extension
	009439-04-000	EA	Screw
	009439-02-000	EA	Knob - Roof Vent - Black
	015911-01-000	EA	Track - Slide - Roof Vent
	002825-01-000	EA	Weatherstrip Seal
	055218-01-000	EA	Cover Asm. - Roof Vent
	052639-01-200	EA	Hinge - 7" - Roof Vent
	078786-01-Y12	EA	Screen Asm. - Charcoal
	002291-02-000	SF	Screen - Window - 16" - Charcoal
	002298-02-000	FT	Spline - Charcoal

VENTS & SHROUDS

Key	Part Number	U/M	Description
	083558-03-000	EA	Vent - Plumbing Pipe - Roof w/Cover - Beige
	084073-03-000	EA	Vent - Refrigerator Roof - Off White
	084073-04-000	EA	Base - Roof Vent - Norcold Refrigerator - Black
	084878-09-000	EA	Vent - Range Hood - Short - LVS
	083752-01-000	EA	Shroud Asm. - Range

WINDOW, VENT & EXTERIOR DOOR GROUP (CONTINUED)

ACCESS DOORS

Key	Part Number	U/M	Description
	098395-05-AA3	EA	Door Asm. - Holding Tank & Dump Valve - 63.5" Tapered
	079927-03-000	EA	Lock - Twist Type - Double Cam
	078010-03-000	EA	Door Asm. - Fuel Fill - Off White
	078200-01-000	EA	Gasket - Fuel Fill Door
	078040-02-000	EA	Shroud - Fuel Fill - Upper
	083578-01-000	EA	Boot - Fuel Fill
	084235-01-000	EA	Support - Flange
	088794-01-000	EA	Door Asm. - Power Cord w/Hatch - Off White
	084103-03-000	EA	Door Asm. - Refrigerator - Vented - Off White
	084104-01-700	EA	Lock - Male - Dyrus Fasteners
	084104-01-701	EA	Lock - Female - Dyrus Fasteners
	084104-02-000	EA	Jamb - Door - Vented - Refrigerator - Off White
	051240-03-200	EA	Door Asm. - Water Fill - Lockable - 4" x 4 5/8" - Off White
	098252-02-AA3	EA	Door Asm. - Storage/Generator - 27"
	058027-01-100	FT	Seal - "D" Shaped - Hollow - Sponge Rubber - Black
	079927-03-000	EA	Lock - Twist Type - Double Cam - 2.10 Off Set
	091801-02-000	EA	Hinge - 2" x 96"
	091875-01-000	EA	Retainer - Door - 1.97" x .79" - Metal
	079573-08-AA3	EA	Door Asm. - Storage - 10.7" x 22.5"
	079386-04-000	EA	Door Lock - Key Type w/o Keys
	082684-01-700	EA	Key - Storage Door
	098393-05-AA3	EA	Door Asm. - Compartment w/Lock
	079386-14-000	EA	Lock - Door - Key Type - w/o Keys - 1.9 Off Set
	083884-01-700	EA	Key - Compartment - Door Lock
	098395-07-AA3	EA	Door Asm. - Battery Compartment - 63.5" Tapered
	079927-03-000	EA	Lock - Twist Type - Double Cam
	052009-01-000	EA	Door Asm. - Water Heater - Off White
	098386-06-AA3	EA	Door Asm. - LP
	079927-03-000	EA	Lock Asm. - Twist Type - Double Cam
	098395-04-AA3	EA	Door Asm. - Battery
	079386-04-000	EA	Lock Asm. - Key Type - w/o Keys
	082684-01-700	EA	Key - Compartment - Door Lock
	098393-07-AA3	EA	Door Asm. - LP & Battery
	079386-04-000	EA	Lock Asm. - Key Type - w/o Keys
	082684-01-700	EA	Key - Compartment - Door Lock
	088209-55-001	EA	U-Channel - Hinged - 16" - Off White
	097111-01-01A	EA	Pocket - Lock Valve - Off White
	098339-01-000	EA	Gasket - Lock Pocket
	091801-02-000	EA	Hinge - 2" x 96"
This part was used from 8/28/89 on.			

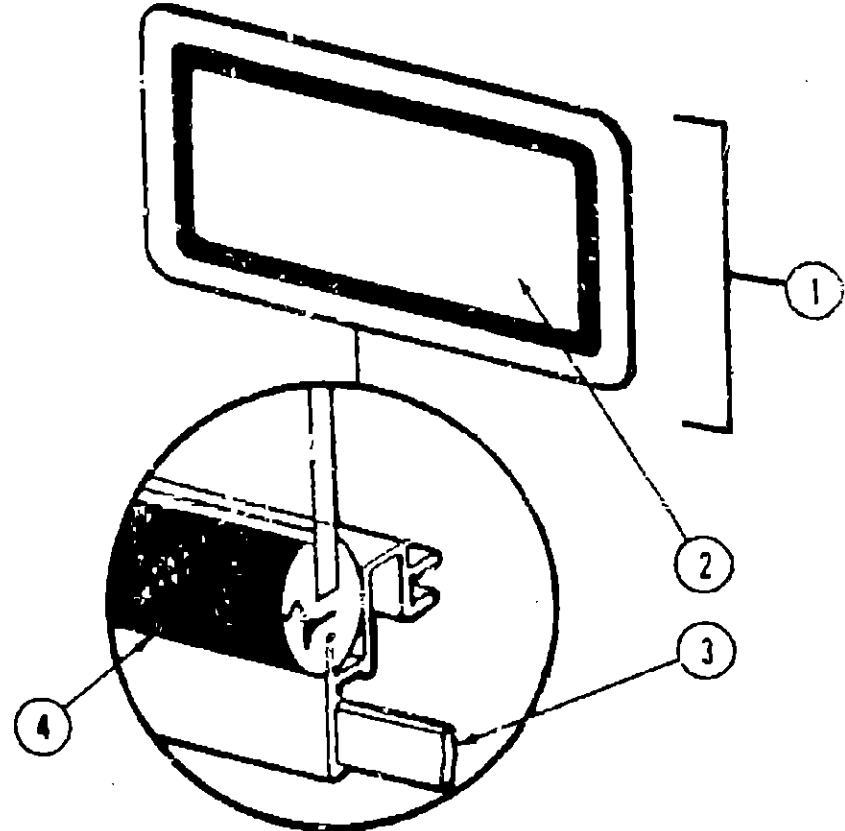
1990 WINNEBAGO TABLE OF CONTENTS

INTRODUCTION	A-01 - A-02
ABBREVIATIONS	A-03
ALPHABETICAL/GROUP REFERENCE	A-04 - A-08
WF327RT	A-07 - D-20
WF327RB	D-21 - G-14
WC/F321RG	G-15 - J-20

1990 WC/F321RG INDEX

Floor Plan	G-15 - G-18
Accessories Group	G-17 - G-20
Bath Group	G-21 - G-22
Chassis Group	G-23 - H-01
Curtain, Cushion & Pad Group	H-02 - H-10
Dinette Group	H-11 - H-12
Driver's Compartment Group	H-13 - H-18
Electrical Group	H-19 - H-21
Exterior Body Group	H-22 - I-02
Galley Group	I-03 - I-06
Heating & Air Conditioning Group	I-07 - I-08
Interior Finish Group	I-09 - I-11
Labels Group	I-12 - I-19
LP Group	I-20
Lounge Group	I-21 - I-22
Sealants & Fasteners Group	I-23 - I-24
Water & Sewage Group	J-01 - J-02
Window, Vent & Exterior Door Group	J-03 - J-20

WINDOW, VENT & EXTERIOR DOOR GROUP (CONTINUED)



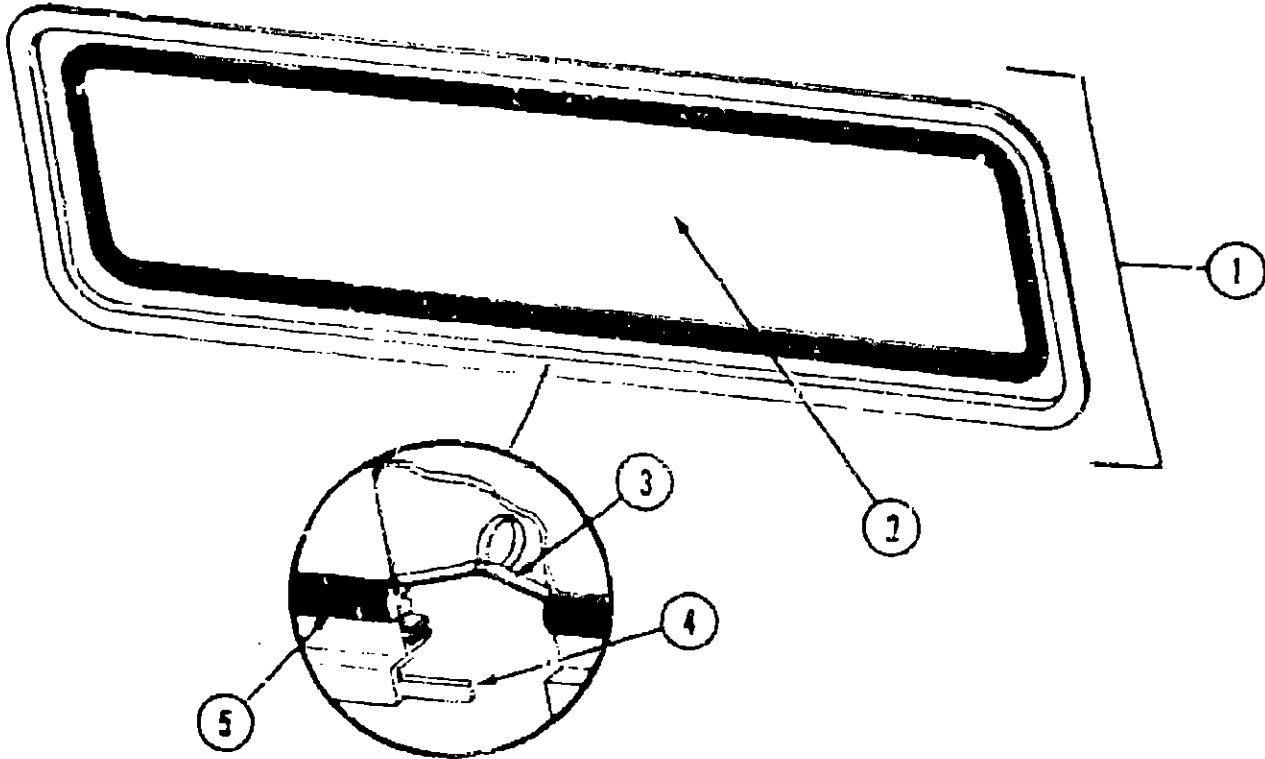
FRONT PICTURE WINDOW
(FROM 06/08/80 THRU 10/01/89)

Key	Part Number	U/M	Description
1	078533-05-AA3	EA	Window Asm. - Front Picture - 14" x 24" - Black (w/o inside frame)
	041838-12-000	EA	Inside Frame - Black (not included in assembly)
2	002200-06-000	EA	Glass - Tempered - Picture Window
3	089640-06-000	FT	Ribbon Sealer - 5/16" Bead x 15'
4	002281-01-000	EA	Weatherstrip - Self Seal - .06" Panel x .125" - Black

FRONT PICTURE WINDOW
(FROM 10/02/88 THRU 08/30/89)

Key	Part Number	U/M	Description
1	078533-06-AA3	EA	Window Asm. - Front Picture - 14" x 24" - Black (w/o inside frame)
	041838-12-000	EA	Inside Frame - Black (not included in assembly)
2	002200-07-000	EA	Glass - Tempered - Picture Window - 15.3" x 32.5"
3	089640-06-000	FT	Ribbon Sealer - 5/16" Bead x 15'
4	002281-01-000	EA	Weatherstrip - Self Seal - .06" Panel x 3/16" - Black

WINDOW, VENT & EXTERIOR DOOR GROUP (CONTINUED)



ESCAPE WINDOW

Key	Part Number	U/M	Description
1	078538-01-T03	EA	Window Asm. - Rear Escape - 23" x 68" (w/o inside frame)
	042027-12-000	EA	Inside Frame - Black (not included in assembly)
2	002178-01-000	EA	Glass - 1/8" x 19.6" x 64.8"
3	002285-01-000	FT	Filler - Weatherstrip - Black
4	089640-05-000	FT	Ribbon Sealer - 5/16" Bead x 15'
5	002282-01-000	FT	Weatherstrip - 1.25" Window
	006199-01-000	EA	Label - Exit - Escape Window
	047731-01-000	EA	Label - Emergency Exit

1990 WINNEBAGO
TABLE OF CONTENTS

INTRODUCTION	A-01 - A-02
ABBREVIATIONS	A-03
ALPHABETICAL/GROUP REFERENCE	A-04 - A-06
WF327RT	A-07 - D-20
WF327RB	D-21 - G-14
WC/F321RG	G-15 - J-20

1990 WC/F321RG INDEX

Floor Plan	G-15 - G-16
Accessories Group	G-17 - G-20
Bath Group	G-21 - G-22
Chassis Group	G-23 - H-01
Curtain, Cushion & Pad Group	H-02 - H-10
Dinette Group	H-11 - H-12
Driver's Compartment Group	H-13 - H-18
Electrical Group	H-19 - H-21
Exterior Body Group	H-22 - I-02
Galley Group	I-03 - I-06
Heating & Air Conditioning Group	I-07 - I-08
Interior Finish Group	I-09 - I-11
Labels Group	I-12 - I-19
LP Group	I-20
Lounge Group	I-21 - I-22
Sealants & Fasteners Group	I-23 - I-24
Water & Sewage Group	J-01 - J-02
Window, Vent & Exterior Door Group	J-03 - J-20

WINDOW, VENT & EXTERIOR DOOR GROUP (CONTINUED)

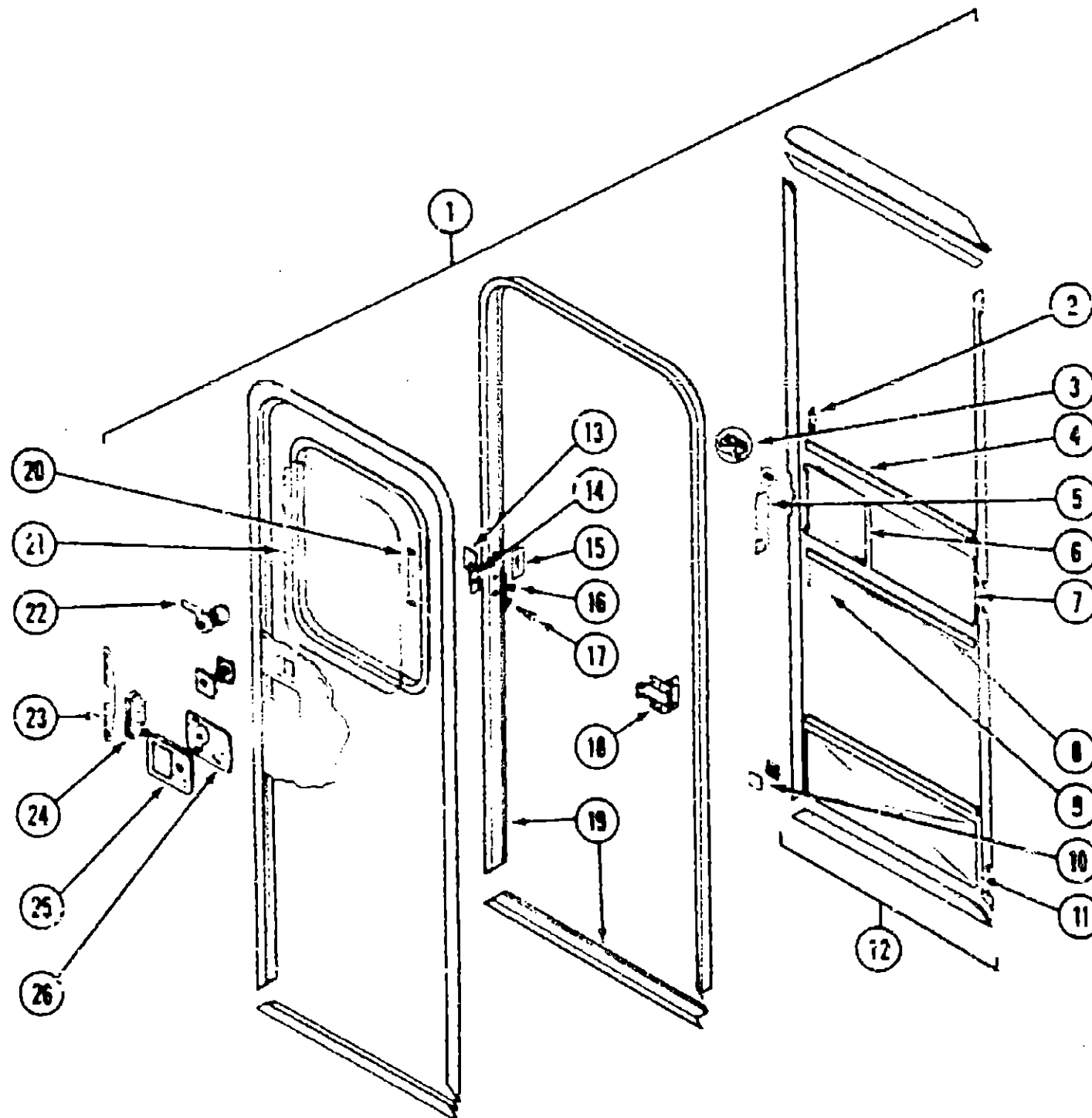
ENTRANCE DOOR

1990 WINNEBAGO TABLE OF CONTENTS

INTRODUCTION	A-01 - A-02
ABBREVIATIONS	A-03
ALPHABETICAL GROUP REFERENCE	A-04 - A-06
WF327RT	A-07 - D-20
WF327RB	D-21 - G-14
WC/F321RG	G-15 - J-20

1990 WC/F321RG INDEX

Floor Plan	G-15 - G-18
Accessories Group	G-17 - G-20
Bath Group	G-21 - G-22
Chassis Group	G-23 - H-01
Curtain, Cushion & Pad Group	H-02 - H-10
Clinette Group	H-11 - H-12
Driver's Compartment Group	H-13 - H-18
Electrical Group	H-19 - H-21
Exterior Body Group	I-22 - I-02
Galley Group	I-03 - I-06
Heating & Air Conditioning Group	I-07 - I-08
Interior Finish Group	I-09 - I-11
Labels Group	I-12 - I-19
LP Group	I-20
Lounge Group	I-21 - I-22
Sealants & Fasteners Group	I-23 - I-24
Water & Sewage Group	J-01 - J-02
Window, Vent & Exterior Door Group	J-03 - J-20

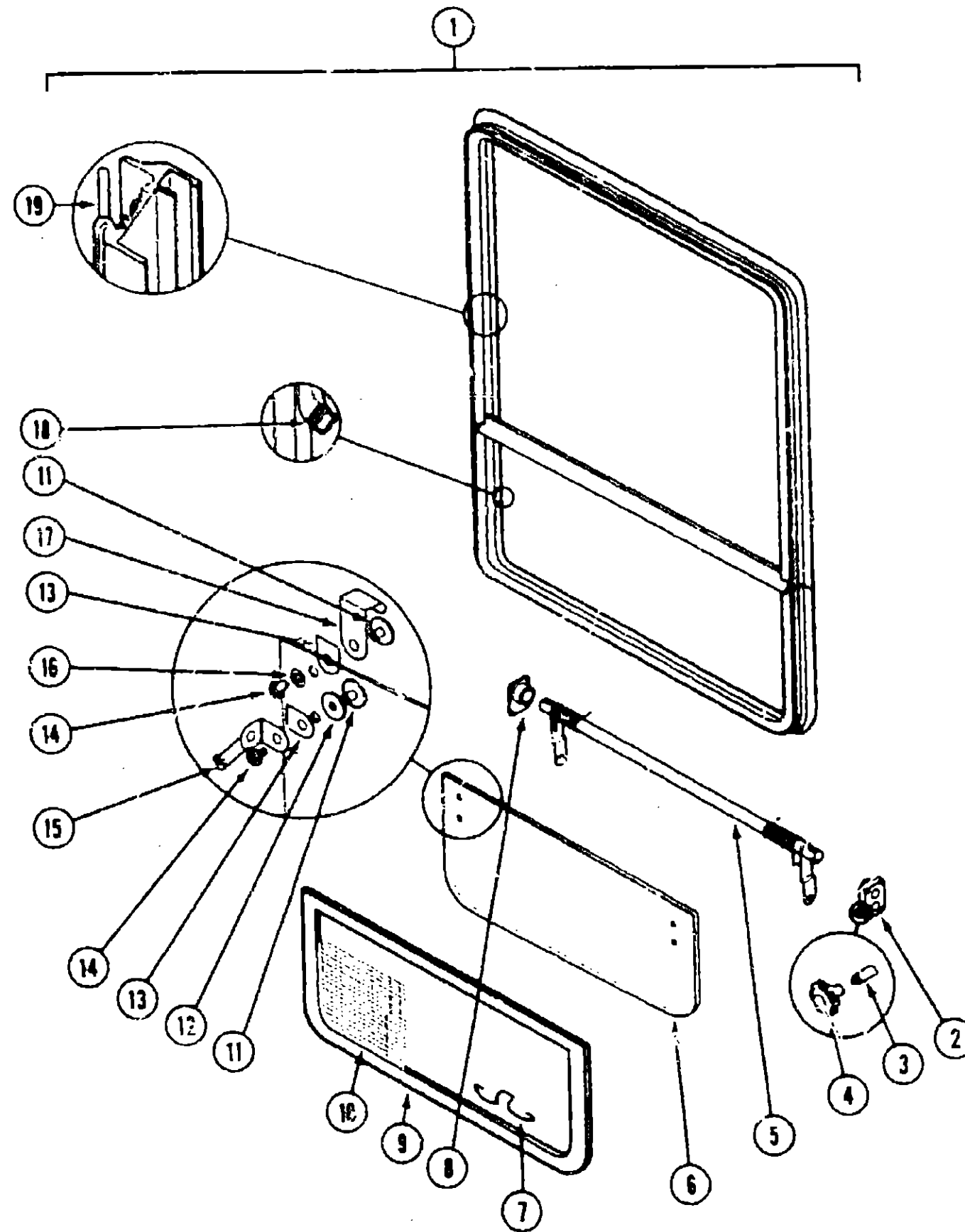


Key	Part Number	Unit	Description
1	M01870-27-AA3	EA	Door Arm - Entrance w/Screen Door
1	M01870-32-AB3	EA	Door Arm - Entrance w/Screen Door
	085278-01-G1A	EA	Frame Arm - Entrance Door - Off White
	098746-01-000	EA	Frame - Entrance Door - Bottom Portion
	044582-02-000	EA	Drip Cap - Top Entrance Door Jamb - Off White
	075039-03-000	EA	Garnish - Radius - Entrance Door
2	050712-04-000	EA	Door Handle - Screen Door
3	008019-01-000	EA	Roller Catch - Screen Door
	058025-02-000	EA	Clip - Roller Latch Catch
	008018-01-000	EA	Catch - Elbow - Spring Loaded - Screen Door
4	078777-01-000	EA	Channel - Slide - Screen Door Center Slider Cover
5	079087-02-000	EA	Strike - Slider - Screen Door
6	079085-02-000	EA	Slider - Screen Door
7	016454-01-000	EA	Insert - Screen Door - Center - Leather Grain Aluminum
8	002294-01-000	FT	Spline - Black
9	002293-02-000	TF	Screen - Window - 20' Charcoal
10	085774-01-000	FI	Fastener - Dual Lock - 1" Wide
10	085774-02-000	FT	Fastener - Dual Lock - 1" Wide
11	078552-03-000	EA	Insert - Screen Door - Lower - Kist. Panel
12	079012-01-U01	EA	Screen Door Arm
	078595-01-000	EA	Plate - Screen Door
13	077461-03-000	EA	Strike Cover - Off White
14	041546-03-000	EA	Angle Bracket
15	079173-01-000	EA	Deadbolt - Gasket
16	058003-01-000	EA	Plug - Tapered Plastic - Fied
17	038538-01-000	EA	Strike
18	079361-08-000	EA	Hinge - Entrance Door - Unpainted
18	097724-01-02A	EA	Hinge - Entrance Door - Off White
19	085277-02-01A	EA	Door Jamb - Entrance Door
	051049-01-000	EA	Jamb Bottom - Entry Door - Beige
	079207-01-000	EA	Striker - Roller Catch - Welded to Door Jamb
	085278-01-01A	EA	Jamb Door - Entrance - Unpainted
20	087561-01-000	FT	Window Seal
21	002181-07-000	EA	Glass - Picture Window - Frosted
	079733-07-AA8	EA	Window Arm - Picture - 17" x 25" - Frosted Glass (w/o inside frame)
	067808-03-000	EA	Inside Frame - Beige (not included in assembly)
	089806-27-000	EA	Inside Frame - Black (not included in assembly)
	087561-01-000	FT	Spline - Glass - Exterior Vinyl - Black
22	085229-01-01A	EA	Deadbolt Arm
	085229-01-700	EA	Key - Blank
	085229-01-701	EA	Deadbolt Arm - Black w/Screws
23	089173-01-03A	EA	Stiffener - Entrance Door
24	039540-01-000	EA	Latch Arm - Entrance Door
25	045017-10-000	EA	Latch Arm - Plate - Black
26	038879-03-000	EA	Cover Arm - Latch Plate - Black
	038738-01-000	EA	Deadbolt - "J" Shaped - Latch Arm
	038884-01-000	EA	Cap - Black Vinyl - Lock Grip
	058746-01-000	EA	Plug - Cap - 1" Dia.
	075673-01-000	FT	Seal - Pile - Adhesive Back
**	100129-01-000	FT	Seal - Pile - Adhesive Back - Gray
	075871-01-000	FT	Seal - Sponge - Lazy T Shaped
	032748-01-000	EA	Cover - Key
	081067-01-000	EA	Seal - Lock - Flat w/Slit
	083729-04-000	EA	Pinnut - 10 - 32 UNF - .010 - .080
	072883-01-000	EA	Nutsert - M5 x 0.8

* These are the parts used from 10/2/86 on.

** These are the parts used from 2/5/90 on.

WINDOW, VENT & EXTERIOR DOOR GROUP (CONTINUED)



LOUNGE SINGLE TIPOUT WINDOW

Key	Part Number	U/M	Description
1	082235-03-Y12	EA	Window Asm. - Single Tipout (w/o inside frame)
	090883-03-01A	EA	Inside Frame (not included w/Window Assembly)
2	035302-02-000	EA	Operator Drive
3	080025-01-000	EA	Extension - Window Knob (not included w/Window Assembly)
4	087052-02-000	EA	Window Knob - Beige (not included w/Window Assembly)
	088371-01-000	EA	Screw - Window Knob (not included w/Window Assembly)
4	101280-01-01A	EA	Window Knob - Brass (not included w/Window Assembly)
	101280-01-01A	EA	Screw - Window Knob - Brass (not included w/Window Assembly)
5	080918-01-000	EA	Spring - Torque Tube - Left
	080918-02-000	EA	Spring - Torque Tube - Right
5	083150-11-000	EA	Torque Tube Asm. w/Spring
6	084068-16-000	EA	Glass - 1/8" x 1/8" x 9.2" x .26"
7	100168-01-000	EA	Screen Clip
8	081354-01-000	EA	Torque Tube Sleeve
9	100235-03-B07	EA	Screen Asm.
10	080218-03-000	SF	Window Screen - 12"
	100240-01-000	FT	Window Screen Spline
11	086762-01-000	EA	Window T-Nut
12	068927-03-000	EA	Seal - Rubber
13	084473-01-000	EA	Seal - Rubber
14	086763-01-000	EA	Screw - #10 - 32 x 1/4" PTH
15	097578-01-000	EA	Connecting Rod Asm.
	081649-01-000	EA	Snap Ring Clip
16	084453-02-000	EA	Plastic Washer - .06 x .50 x .25
	084453-01-000	EA	Plastic Washer - .06" x .50" x .135"
17	089813-01-000	EA	Hinge
18	084067-02-000	FT	Seal - Sponge Rubber
19	089840-05-000	FT	Ribbon Sealer (not included w/Window Assembly)
	080811-01-000	EA	Corner Key
	085215-01-000	EA	Rivet - Shoulder - Tipout Window
	081154-01-000	FT	Glazing Channel

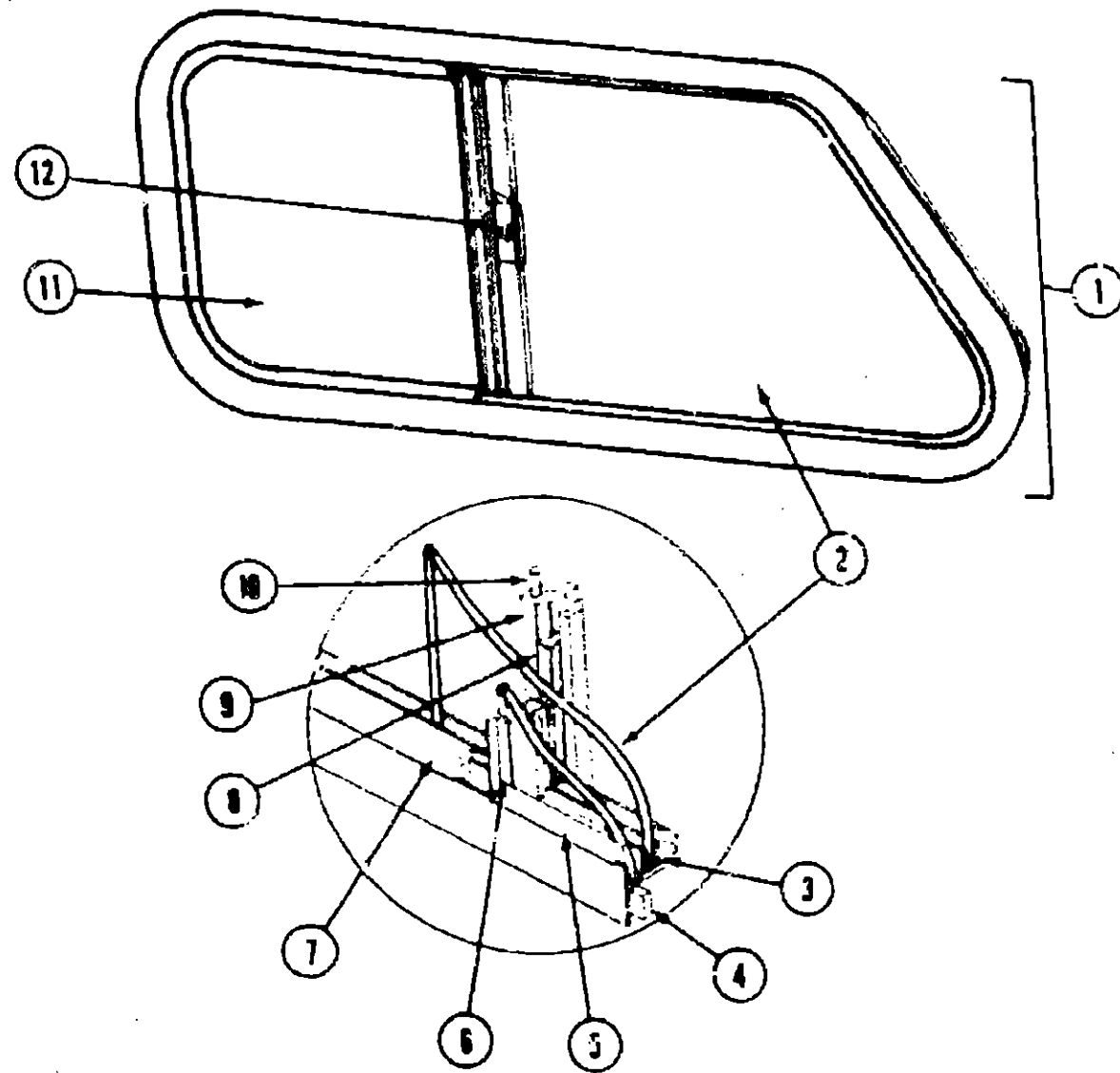
1990 WINNEBAGO TABLE OF CONTENTS

INTRODUCTION	A-01 - A-02
ABBREVIATIONS	A-03
ALPHABETICAL/GROUP REFERENCE	A-04 - A-08
WF327IT	A-07 - D-20
WF327RB	D-21 - G-14
WC/F321RG	G-15 - J-20

1990 WC/F321RG INDEX

Floor Plan	G-15 - G-16
Accessories Group	G-17 - G-20
Bath Group	G-21 - G-22
Chassis Group	G-23 - H-01
Curtain, Cushion & Pad Group	H-02 - H-10
Dinette Group	H-11 - H-12
Driver's Compartment Group	H-13 - H-18
Electrical Group	H-19 - H-21
Exterior Body Group	H-22 - I-02
Galley Group	I-03 - I-06
Heating & Air Conditioning Group	I-07 - I-08
Interior Finish Group	I-09 - I-11
Labels Group	I-12 - I-19
LP Group	I-20
Lounge Group	I-21 - I-22
Sealants & Fasteners Group	I-23 - I-24
Water & Sewage Group	J-01 - J-02
Window, Vent & Exterior Door Group	J-03 - J-20

WINDOW, VENT & EXTERIOR DOOR GROUP (CONTINUED)



FRONT BUNK SLANT SLIDER WINDOW
(FROM 08/00/88 THRU 10/01/89)

Key	Part Number	U/M	Description
1	000001-01-AA3	EA	Window Asm. - Bunk Slider - Passenger (w/o inside frame)
	000001-01-01A	EA	Inside Frame - Beige (not included in assembly)
1	000002-02-AA3	EA	Window Asm. - Bunk Slider - Driver (w/o inside frame)
	000002-02-01A	EA	Inside Frame - Beige (not included in assembly)
2	081880-13-000	EA	Glass - Sliding - 3.2" x 11.98" x 15.75"
3	002324-02-000	FT	Channel - Weatherstrip
	002328-01-700	EA	Block - Window - 1/8" x 3/16" x 1"
4	000040-06-000	FT	Sealer Ribbon - 5/16" x 25'
5	002309-02-000	FT	Spline - 1/8" - Glass - Black
6	000006-03-001	EA	Extr. - Glass Holder - 192" - Black
7	024096-02-000	FT	Seal - Extension - Glass to Frame - Black
8	073740-01-000	FT	Seal - Fin - .46" Flange Height - Gray
	000G39-06-16T	EA	Screw - SF/DR - 6 - 25 x 1 PPH - Black
9	003026-02-001	EA	Extr. - Mullion - 192" - Black
10	002296-02-000	FT	Spline - Charcoal - .128" Dia. (Screen)
	002291-02-000	SF	Screening - Window - 15" - Black
	023320-01-000	EA	Pad - Felt - 3/8" Dia. - Brown
11	081883-12-000	EA	Glass - 1/8" x 11.98" x 27.88"
12	047300-01-700	EA	Latch Kit - Window - Plastic
	081377-01-700	EA	Adhesive - Cyanoacrylate - 10 Gram Tube

WINDOW, VENT & EXTERIOR DOOR GROUP (CONTINUED)

BUNK SLANT SLIDER WINDOW (EXCEL)
(FROM 10/02/88 THRU 08/00/89)

Key	Part Number	U/M	Description
	000046-02-700	EA	Window - Slant Slider (w/o inside frame)
	000046-01-706	EA	Window - Slant Slider (w/o inside frame)
	000046-01-705	EA	Inside Frame - Window (not included in assembly)
	000046-01-702	EA	Glass - Sliding Sash & Lock
	000044-01-700	EA	Latch Repair Kit
	000044-01-716	EA	Filler Plug
	000044-01-705	FT	Glazing Strip
	000044-01-708	FT	Channel - Pierced Run
	000046-01-700	EA	Glass - Stationary - 22.16" x 10.77"
	000046-01-703	EA	Spacer Track
	000046-01-704	EA	Screen - Window w/Spring & Weatherstrip
	000044-01-701	EA	Splice Plate - Window
	000044-01-702	EA	Screw - Splice - #6 - 32 x 1/4 Pan Head
	000044-01-703	EA	Screw - Locking Rail - #6 x 1.5" - Black
	000044-01-706	FT	Weatherstripping
	000046-01-701	EA	Rail - Locking w/Weatherstrip
	000044-01-711	FT	Weatherstrip - Screen - Black
	000044-01-713	EA	Spring - Screen Frame - Black Plastic

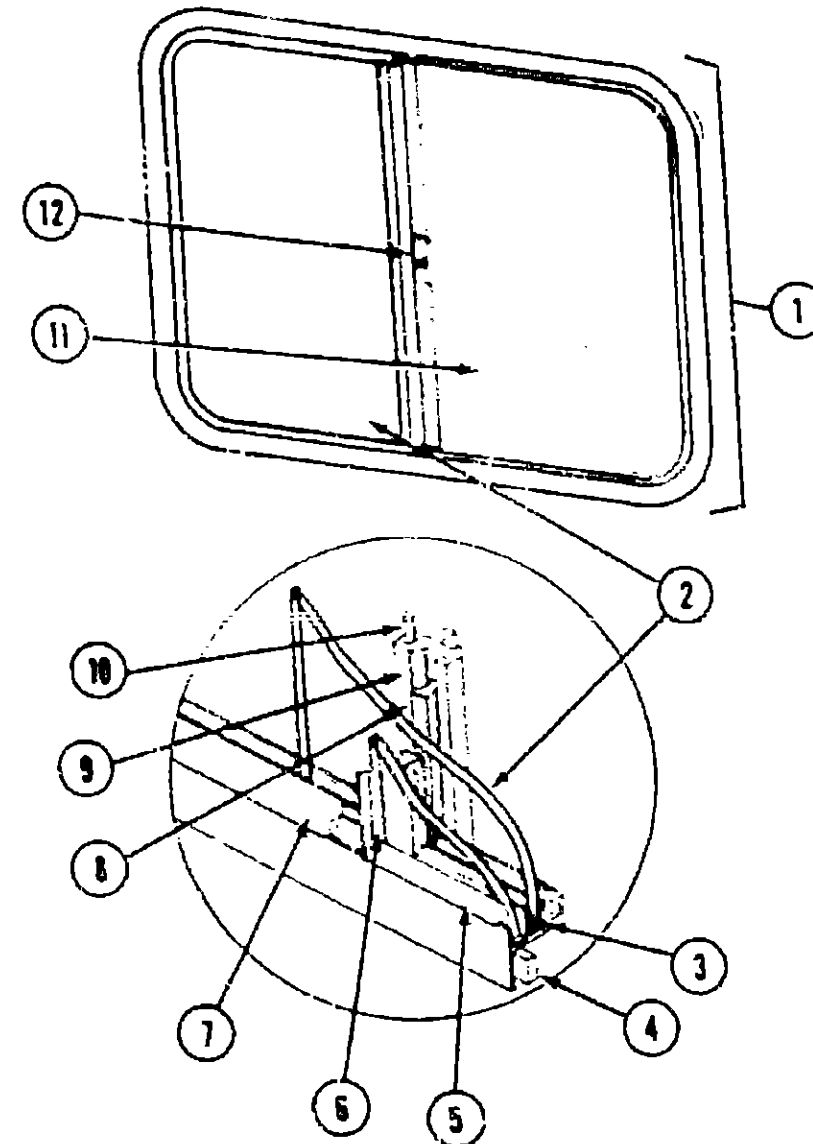
These windows were used after 10/2/89.

1990 WINNEBAGO TABLE OF CONTENTS

INTRODUCTION	A-01 - A-02
ABBREVIATIONS	A-03
ALPHABETICAL/GROUP REFERENCE	A-04 - A-06
WF327RT	A-07 - D-20
WF327RB	D-21 - G-14
WC/F321RG	G-15 - J-20

1990 WC/F321RG INDEX

Floor Plan	G-15 - G-16
Accessories Group	G-17 - G-20
Bath Group	G-21 - G-22
Chassis Group	G-23 - H-01
Curtain, Cushion & Pad Group	H-02 - H-10
Dinette Group	H-11 - H-12
Driver's Compartment Group	H-13 - H-18
Electrical Group	H-19 - H-21
Exterior Body Group	H-22 - H-23
Galley Group	I-03 - I-06
Heating & Air Conditioning Group	I-07 - I-08
Interior Finish Group	I-09 - I-11
Labels Group	I-12 - I-19
LP Group	I-20
Lounge Group	I-21 - I-22
Sealants & Fasteners Group	I-23 - I-24
Water & Sewage Group	J-01 - J-02
Window, Vent & Exterior Door Group	J-03 - J-20



BATH SINGLE SLIDER
(FROM 00/00/00 THRU 10/01/00)

Key	Part Number	U/M	Description
1	078206-04-T03	EA	Window Asm. - Single Slider - 22.3" x 28.8" (w/o inside frame)
	083122-05-010	EA	Inside Frame - Beige (not included in assembly)
2	081980-02-010	EA	Glass - Sliding - 1/8" x 22" x 13.7"
3	002324-02-010	FT	Channel - Weatherstrip - Glass Run - 1/8" Glass
4	086640-06-000	FT	Ribbon Sealer - 5/16" Bead x 15'
5	002309-02-000	FT	Spline - Glass - 1/8" Material - Black
6	M18025-03-000	EA	Seal Holder w/Fin Seal - Black
7	088881-03-001	FT	Extr. Rubber - Window Seal - Black
8	073740-01-000	FT	Seal - Fin - Pile - .460"
9	078562-03-000	EA	Mullion - Slider Window - Black
10	002298-02-000	FT	Spline - .130" Dia. - Charcoal (Screen)
11	081884-01-000	EA	Glass - Stationary - 1/8" x 22" x 16.5"
12	047389-01-700	EA	Latch Kit - Window - Plastic w/Fastener
	002252-02-700	SF	Screen - Window - 20" - Charcoal
	023320-01-000	EA	Pad - Felt - 3/8" Dia. - Brown
	002328-01-000	EA	Block - Window - 1/8" x 3/16" x 1"
	024096-02-000	FT	Seal - Exterior Glass to Frame - Black

BATH SINGLE SLIDER (EXCEL)

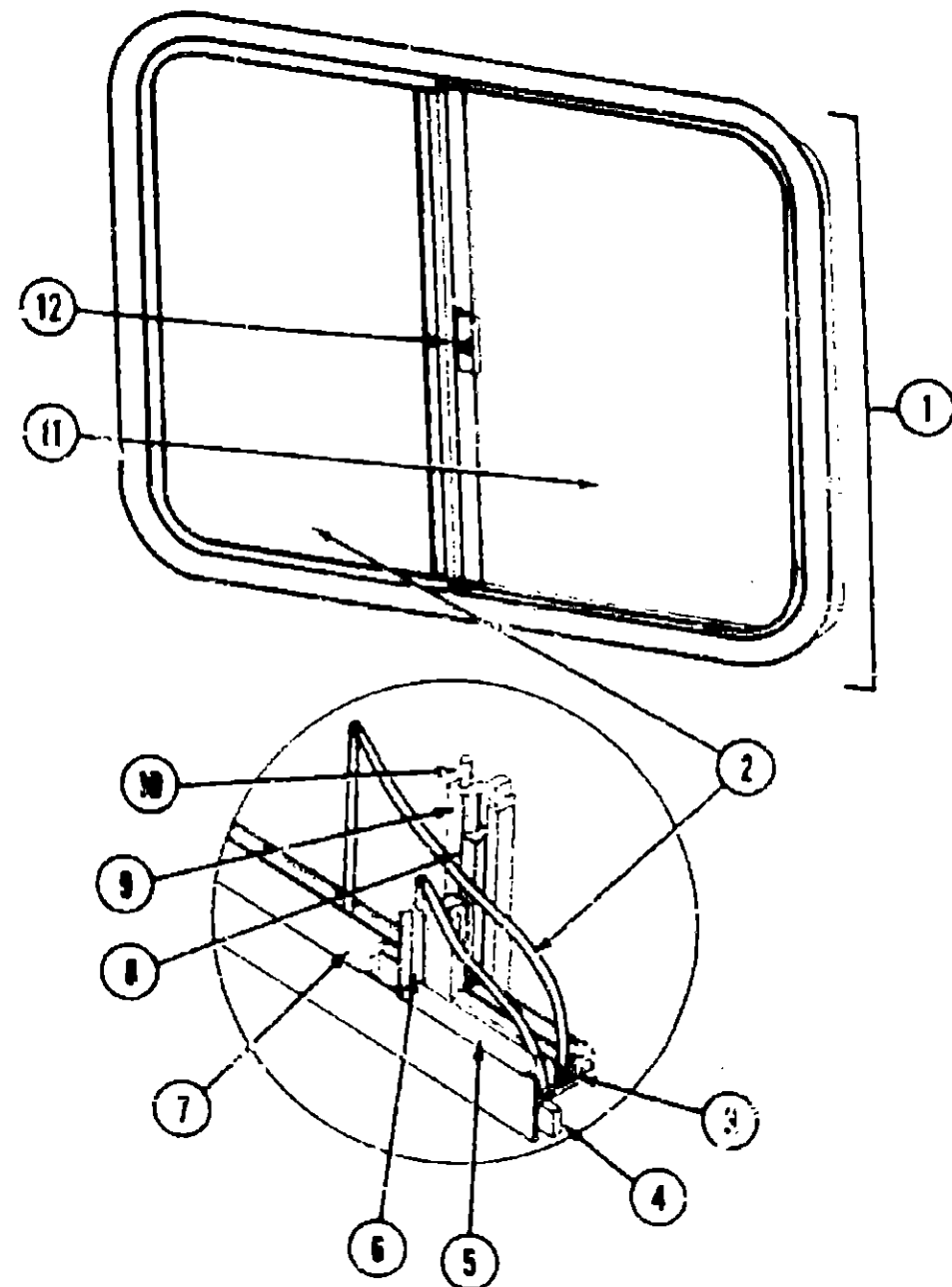
Key	Part Number	U/M	Description
	098644-01-715	EA	Window Asm. - 22" x 15" (w/o inside frame)
	098644-01-714	EA	Inside Frame (not included in assembly)
	098644-01-701	EA	Splice Plate - Window
	098644-01-702	EA	Screw - Splice - #6 - 32 x 1/4" Pan Head
	098644-01-703	EA	Screw - Locking Rail - #6 x 15 Pro Head Recess - Black
	098644-01-704	EA	Glass - Stationary - 10.03" x 13.77"
	098644-01-705	FT	Glazing Strip
	098644-01-706	FT	Weatherstrip
	098644-01-707	EA	Rail - Locking w/Weatherstrip
	098644-01-708	FT	Channel - Pierced Run
	098644-01-700	EA	Latch - Repair Kit
	098644-01-709	EA	Sash w/Latch & Sliding Glass
	098644-01-710	FT	Track - Screen Spacer - 12' Latch
	098644-01-711	FT	Weatherstrip - Screen - Black
	098644-01-712	EA	Screen w/Weatherstrip & Frame Spring (Clip)
	098644-01-713	EA	Spring - Screen Frame (Clip) - Plastic - Black
	098644-01-716	EA	Plug - Filler

1990 WINNEBAGO
TABLE OF CONTENTS

INTRODUCTION	A-01 - A-02
ABBREVIATIONS	A-03
ALPHABETICAL/GROUP REFERENCE	A-04 - A-06
WF327RT	A-07 - D-20
WF327RIB	D-21 - G-14
WC/F321RG	G-15 - J-20

1990 WC/F321RG INDEX

Floor Plan	G-15 - G-18
Accessories Group	G-17 - G-20
Bath Group	G-21 - G-22
Chassis Group	G-23 - H-01
Curtain, Cushion & Pad Group	H-02 - H-10
Dinette Group	H-11 - H-12
Driver's Compartment Group	H-13 - H-18
Electrical Group	H-19 - H-21
Exterior Body Group	H-22 - I-02
Gallery Group	I-03 - I-06
Heating & Air Conditioning Group	I-07 - I-08
Interior Finish Group	I-09 - I-11
Labels Group	I-12 - I-19
LP Group	I-20
Lounge Group	I-21 - I-22
Sealants & Fasteners Group	I-23 - I-24
Water & Sewage Group	J-01 - J-02
Window, Vent & Exterior Door Group	J-03 - J-20



GALLEY SINGLE SLIDER
(FROM 00/00/00 THRU 10/01/00)

Key	Part Number	U/M	Description
1	078288-03-T03	EA	Window Asm. - Single Slider - 19.25" x 24.5" (w/o inside frame)
	083122-03-000	EA	Inside Frame - Beige (not included in assembly)
2	081980-05-000	EA	Glass - Sliding - 1/8" x 19" x 13.68"
3	002324-02-000	FT	Channel - Weatherstrip - Glass Run - 1/8" Glass
4	056840-08-000	FT	Ribbon Sealer - 5/16" Bead x 15'
5	002559-02-000	FT	Spline - Glass - 1/5" Material - Black
6	M89385-03-011	EA	Seal Holder w/Fin Seal - Black
7	057374-02-000	FT	Extr. Rubber - Window Seal - Black
8	073740-01-000	FT	Seal - Fin - Pile - .480"
9	084170-02-000	EA	Mullion - Slider Window - Black
10	002263-02-000	FT	Spline - .130" Dia. - Charcoal (Screen)
11	081984-03-000	EA	Glass - Stationary - 1/8" x 19" x 12.30"
12	047388-01-700	EA	Latch Kit - Window - Plastic w/Fastener
	078204-01-000	EA	Bracket - Mullion - Black
	002292-02-000	SF	Screen - Window 20" - Charcoal
	002328-01-000	EA	Block - Window - 1/8" x 3/16" x 1"
	023320-01-000	EA	Pad - Felt - 3/8" Dia. - Brown
	024088-02-000	FT	Seal - Exterior Glass to Frame - Black

GALLEY SINGLE SLIDER WINDOW (EXCEL)
(FROM 10/02/00 THRU 09/09/00)

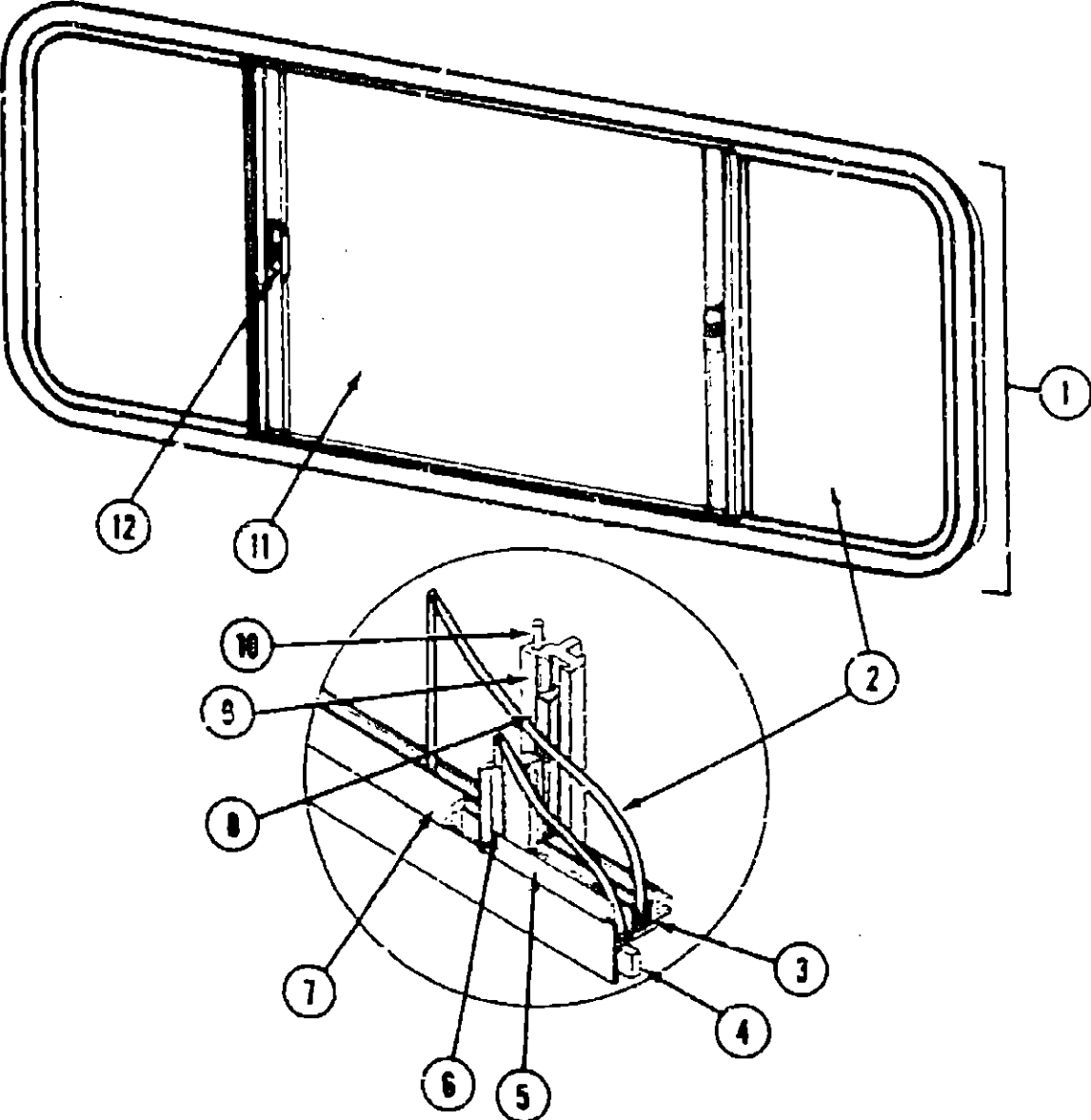
Key	Part Number	U/M	Description
	098647-07-700	EA	Window - Single Slider (w/o inside frame)
	098647-06-704	EA	Inside Frame (not included in assembly)
	098644-01-701	EA	Splice Plate - Window
	098644-01-702	EA	Screw - Splice
	098644-01-703	EA	Screw - Locking Rail
	098647-06-700	EA	Glass - Stationary - 10.91" x 13.72"
	098644-01-705	FT	Glazing Strip
	098644-01-706	FT	Weatherstripping
	098647-05-701	EA	Rail - Locking w/Weatherstrip
	098644-01-707	FT	Channel - Pierced Run
	098644-01-700	EA	Latch - Repair Kit
	098647-06-702	EA	Glass - Sliding w/Seal & Latch
	098644-01-710	FT	Track - Screen Spacer (12" Length)
	098644-01-711	FT	Weatherstrip - Screen - Black
	098647-06-703	EA	Screen w/Weatherstrip & Frame Spring (Clip)
	098644-01-713	EA	Spring - Screen Frame (Clip) - Plastic - Black
	098644-01-716	FT	Filler Plug

1990 WINNEBAGO
TABLE OF CONTENTS

INTRODUCTION	A-01 - A-02
ABBREVIATIONS	A-03
ALPHABETICAL/GROUP REFERENCE	A-04 - A-08
WF327RT	A-07 - D-20
WF327R8	D-21 - G-14
WC/F321RG	G-15 - J-20

1990 WC/F321RG INDEX

Floor Plan	G-15 - G-18
Accessories Group	G-17 - G-20
Bath Group	G-21 - G-22
Chassis Group	G-23 - H-01
Curtain, Cushion & Pad Group	H-02 - H-10
Dinette Group	H-11 - H-12
Driver's Compartment Group	H-13 - H-18
Electrical Group	H-19 - H-21
Exterior Body Group	H-22 - I-02
Galley Group	I-03 - I-06
Heating & Air Conditioning Group	I-07 - I-08
Interior Finish Group	I-09 - I-11
Labels Group	I-12 - I-19
LP Group	I-20
Lounge Group	I-21 - I-22
Sealants & Fasteners Group	I-23 - I-24
Water & Sewage Group	J-01 - J-02
Window, Vent & Exterior Door Group	J-03 - J-20



DINETTE DOUBLE SLIDER WINDOW
(FROM 00/00/00 THRU 10/01/00)

Key	Part Number	U/M	Description
1	078289-04-X11	EA	Window Asm. - Double Slider (w/o inside frame)
	083122-32-000	EA	Inside Frame - Double Slider - Black (Not included in assembly)
2	081980-10-000	EA	Glass - Sliding - 30.7" x 19.3" x 1/8"
3	002324-02-000	FT	Channel Weatherstrip - Glass
4	069840-08-000	FT	Sealer Ribbon - 5/16" Bead x 15'
5	002309-02-000	FT	Spline - Glass - 1/8" - Black
6	069886-03-001	EA	Seal Holder - 1/8" Glass - Black
7	024096-02-000	FT	Vinyl Window Seal - Black
8	073740-01-000	FT	Fin Seal - .480 Pile
9	083328-02-001	EA	Mullion - Slider Window - Black
	002282-02-000	SF	Screen - Window - 26" Charcoal
10	002298-02-000	FT	Spline - .130" Dia. - Charcoal (Screen)
11	002188-07-000	EA	Glass - Stationary - 30.71" x 24.75" x 1/8"
12	047389-01-700	EA	Latch Kit - Window - Plastic w/Fastener
	081377-01-000	EA	Adhesive - Cyanoacrylate
	002329-01-000	EA	Block - Window - 1/8" x 3/16" x 1"

DINETTE SINGLE SLIDING WINDOW (EXCEL)
(FROM 10/28/00 THRU 09/08/00)

Key	Part Number	U/M	Description
	090647-01-705	EA	Window Asm. - Single Slider - 30.5" x 57.5" (w/o inside frame)
	090647-01-704	EA	Inside Frame (not included in assembly)
	090644-01-701	EA	Splice Plate - Window
	090644-01-702	EA	Screw - Splice - #6 - 32 x 1/4" Pan Head
	090644-01-703	EA	Screw - Locking Rail - #6 x 15 Pro-Head Recess - Black
	090647-01-700	EA	Glass - Stationary - 29.27" x 27.72"
	090644-01-706	FT	Weatherstrip
	090647-01-701	EA	Locking Rail w/Weatherstrip
	090644-01-708	FT	Channel - Pierced Run
	090644-01-700	EA	Latch - Repair Kit
	090647-01-702	EA	Glass Sliding w/Sash & Latch
	090647-01-703	EA	Spacer - Track
	090644-01-711	FT	Weatherstrip - Screen - Black
	090647-01-706	EA	Screen - Window w/Spring & Seal
	090644-01-713	EA	Spring - Screen Frame (Clip) Plastic - Black
	090644-01-716	FT	Plug - Filler
	090644-01-705	EA	Glazing Strip

1990 WINNEBAGO
TABLE OF CONTENTS

INTRODUCTION	A-01 - A-02
ABBREVIATIONS	A-03
ALPHABETICAL/GROUP REFERENCE	A-04 - A-08
WF327RT	A-07 - D-20
WF327RB	D-21 - G-14
WC/F321RG	G-15 - J-20

1990 WC/F321RG INDEX

Floor Plan	G-15 - G-18
Accessories Group	G-17 - G-20
Bath Group	G-21 - G-22
Chassis Group	G-23 - H-01
Curtain, Cushion & Pad Group	H-02 - H-10
Dinette Group	H-11 - H-12
Driver's Compartment Group	H-13 - H-18
Electrical Group	H-18 - H-21
Exterior Body Group	H-22 - I-02
Galley Group	I-03 - I-08
Heating & Air Conditioning Group	I-07 - I-08
Interior Finish Group	I-09 - I-11
Labels Group	I-12 - I-19
LP Group	I-20
Lounge Group	I-21 - I-22
Sealants & Fasteners Group	I-23 - I-24
Water & Sewage Group	J-01 - J-02
Window, Vent & Exterior Door Group	J-03 - J-20