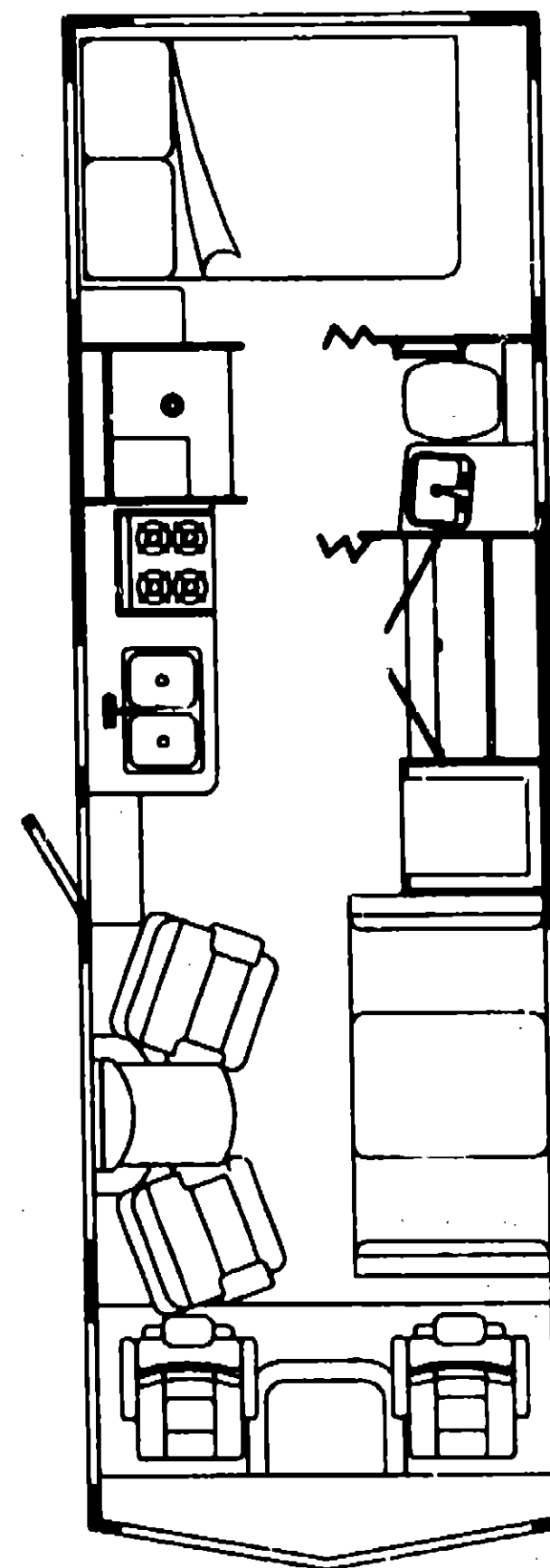


# 1990 WCF27EU



## TABLE OF CONTENTS

|              |             |
|--------------|-------------|
| INTRODUCTION | A-01 - A-04 |
| WCF22EC      | A-05 - D-14 |
| WCF27EU      | D-15 - H-14 |

## 1990 WCF27EU INDEX

|                                |             |
|--------------------------------|-------------|
| FLOOR PLAN                     | D-15 - D-16 |
| ACCESSORIES                    | D-17 - D-20 |
| BATH                           | D-21 - D-24 |
| BEDROOM                        | E-01 - E-02 |
| CHASSIS                        | E-03 - E-06 |
| C C & PAD                      | E-07 - E-14 |
| DINETTE                        | E-15 - E-16 |
| DRIVERS                        | E-17 - E-20 |
| ELECTRICAL                     | E-21 - F-02 |
| EXTERIOR BODY                  | F-03 - F-06 |
| GALLEY                         | F-10 - F-16 |
| HEATING & A/C                  | F-17 - F-23 |
| INTERIOR FINISH                | F-24 - G-01 |
| LABEL                          | G-02        |
| LP                             | G-03        |
| LOUNGE                         | G-04 - G-06 |
| SEALANTS & FASTENERS           | G-07 - G-08 |
| WATER & SEWAGE                 | G-09 - G-12 |
| WINDOW, VENT AND EXTERIOR DOOR | G-13 - H-14 |

ACCESSORIES GROUP  
COVER-WHEEL, 16" - OPTION

KEY PART NUMBER U/M DESCRIPTION  
083181-01-700 EA COVER-WHEEL, 16" - 1 ONLY

SPARE TIRE- COVER (OPT 302)

KEY PART NUMBER U/M DESCRIPTION  
088865-01-AA8 EA COVER ASM-TIRE,VINYL

RADIAL TIRE EXCHANGE, 16" - FEDERAL & CALIFORNIA (OPT 51U)

KEY PART NUMBER U/M DESCRIPTION  
• 050273-02-000 EA TIRE-7.50R16.0 LRD,XCA,T8 FROM: 00-00-00 THRU: 02-11-90

081377-01-000 EA STEM-VALVE  
088369-01-000 EA WHEEL-STEEL, 16" X 6"K - 8 HOLE - OFF WHITE  
• 083425-05-000 EA TIRE-LT235/85R16 LRE FROM: 02-12-90 THRU: 99-99-9  
• 078027-01-000 EA BRACKET-SPARE TIRE CARRIER

SPARE TIRE-W/CARRIER & COVER (OPT 302)

KEY PART NUMBER U/M DESCRIPTION  
088865-01-AA8 EA COVER - TIRE, VINYL - BEIGE  
040848-03-000 EA TIRE-7.50" X 16", 8 PLY - POLYESTER - GOODRICH - TUBE TYPE  
088369-01-000 EA WHEEL-STEEL, 16" X 6"K - 8 HOLE - OFF WHITE  
000C12-08-24B EA BOLT-HEX, 1/2"-13 X 1 1/2" - ZN 8  
077411-01-000 EA ROD-RETAINING, SPARE TIRE  
• 083425-05-000 EA TIRE-LT235/85R16 LRE  
078027-01-000 EA BRACKET-SPARE TIRE CARRIER  
078027-01-000 EA BRACKET-SPARE TIRE CARRIER

FRONT AIRSHOCKS & REAR AIR BAGS (OPT 64C)

KEY PART NUMBER U/M DESCRIPTION  
078842-01-000 EA SHOCK ABSORBER-STABILIZER, FRONT - 4-WAY  
084088-01-000 EA AIRSPRING-BELLOWS, REAR AXLE - FIRESTONE# MHA224  
084088-01-700 EA AIRSPRING-BELLOWS, REAR AXLE - FIRESTONE# MHA224  
084088-01-701 EA TUBING-DOT 1/4 X 18" - FIRESTONE# 21-0838  
084088-01-702 EA BOLT-RIBBED NECK, 3/8 - 24 X 2.5 FIRESTONE# 21-0829  
084088-01-703 EA INFLATING VALVE-DOT 1/4 TUBING, FIRESTONE# 21-0931  
084088-01-704 EA ELBOW CONNECTOR, FIRESTONE# 21-0835  
084088-01-705 EA TUBING PROTECTORS, FIRESTONE# 21-0889  
084088-01-706 EA BRACKET-UPPER TO FRAME, FIRESTONE# 21-0150  
084088-01-707 EA BRACKET-LOWER, TOP - FIRESTONE# 21-1182  
084088-01-708 EA AIRLINE SERVICE KIT, FIRESTONE# W21-780-2012  
084088-01-709 EA HEAT SHIELD, FIRESTONE# 21-1004  
084088-03-000 EA BRACKET-AXLE, P30 CHASSIS - FIRESTONE# W21-780-2044

ACCESSORIES GROUP (CONTINUED)  
EXTERIOR REAR VIEW MIRROR

KEY PART NUMBER U/M DESCRIPTION  
049347-01-000 EA MIRROR HEAD-EXTERIOR, 10 1/2" X 7 1/2" - STAINLESS STEEL  
008043-01-000 EA MIRROR-EXTERIOR CONVEX, ADHESIVE BACKED  
049348-03-000 EA ARM-EXTERIOR MIRROR, LOW MOUNT - BLACK  
049944-04-000 EA BRACKET-EXTERIOR MIRROR, ARM TO SIDEWALL - BLACK  
038337-01-000 EA BRACKET-EXTERIOR MIRROR, ARM TO SIDEWALL - UNPAINTED

LUGGAGE RACK & LADDER (OPT 502)

KEY PART NUMBER U/M DESCRIPTION  
000G39-08-088 EA SCREW-SF/DR, 8-18 X 1/2 PPH ZN  
000G87-10-12E EA SCREW, 10-12 X 3/4 PPH CHROME  
038327-01-000 EA TAPE-ANTI SLIP, 2" X 80'  
081018-02-T03 EA LADDER ASM-NON-HINGED  
000G88-10-38T EA SCREW-10-12 X 2.25 PPH BLACK  
087125-01-000 EA STANDOFF-LADDER, BRIGHT DIPPED - LOWER  
087185-01-000 EA MOUNTING BRACKET-LADDER, LOWER  
078880-02-000 EA END CAP-STEP, BLACK  
000888-01-000 EA STANDOFF-RACK AND LADDER, BRIGHT DIPPED  
081028-01-T03 EA RACK ASM-PASSENGER SIDE, INCLUDES 2 ANGLED STANDOFFS  
080887-01-000 EA STANDOFF-RACK, ANGLED - PASSENGER SIDE - BRIGHT DIPPED  
081114-01-000 EA CAP-INSERT, ROUND - 1" DIA  
081028-02-T03 EA RACK ASM-DRIVER SIDE, INCLUDES 2 ANGLED AND 2 STRAIGHT STANDOFFS  
080887-02-000 EA STANDOFF-RACK, ANGLED - DRIVER SIDE - BRIGHT DIPPED  
080888-01-000 EA STANDOFF-RACK AND LADDER, BRIGHT DIPPED  
081114-01-000 EA CAP-INSERT, ROUND - 1" DIA

ANTENNA-TV (OPT 183)

KEY PART NUMBER U/M DESCRIPTION  
000G11-08-12R EA SCREW, 8-18 X 3/4 PPH - BEIGE  
089728-02-000 EA BUMPER-.88"DIA X .40", BLACK  
078319-08-000 EA ADAPTER-CABLE ROOF PLATE, WINEGARD RPJ-1  
078319-11-000 EA ADAPTER-COAX WITH SPLITTER WINEGARD MSJ-6  
078319-13-000 EA ANTENNA-TV, ROOF - 44.5" - NONPOWERED - WINEGARD WI-5000  
078319-13-70A EA HEAD-ANTENNA, NON AMPLIFIED - WINEGARD# 5070229  
078319-01-701 EA GEAR-ELEVATING, PLASTIC - WINEGARD# 2200048  
078319-01-702 EA SHAFT ASM-ELEVATING, WINEGARD# RVP-400A  
078319-01-703 EA BEARING-NYLON, 5"OD - WINEGARD# 3200858  
078319-01-704 EA BEARING-NYLON, 1.25"OD - WINEGARD# 3200857  
078319-01-705 EA GROMMET-NYLON, 7/8"ID - WINEGARD# 3200858  
078319-01-708 EA CRANK-ELEVATING, W/SET SCREW - WINEGARD# 5755100  
078319-01-707 EA SPRING-HANDLE, WINEGARD# 5180800  
080734-02-000 EA CLIP-WIRE, NYLON  
078319-03-000 FT CABLE-COAXIAL, 75 OHM  
078319-12-000 EA CONNECTOR-COAXIAL, ONE PIECE  
083252-01-01A EA PLATE-WALL, CABLE - BEIGE  
078319-11-000 EA ADAPTER-COAX WITH SPLITTER WINEGARD MSJ-6  
031105-02-000 EA ANTENNA-RADIO, SIDE MOUNTED - 12" GROUND

TABLE OF CONTENTS

INTRODUCTION A-01 - A-04  
WCF22EC A-05 - D-14  
WCF27EU D-15 - H-14

1990 WCF27EU INDEX

FLOOR PLAN D15 - D-18  
ACCESSORIES D-17 - D-20  
BATH D-21 - D-24  
BEDROOM E-01 - E-02  
CHASSIS E-03 - E-08  
C C & PAD E-07 - E-14  
DINETTE E-15 - E-18  
DRIVERS F-17 - E-20  
ELECTRICAL E-21 - F-02  
EXTERIOR BODY F-03 - F-09  
GALLEY F-10 - F-18  
HEATING & A/C F-17 - F-23  
INTERIOR FINISH F-24 - G-01  
LABEL G-02  
LP G-03  
LOUNGE G-04 - G-06  
SEALANTS & FASTENERS G-07 - G-08  
WATER & SEWAGE G-09 - G-12  
WINDOW, VENT AND EXTERIOR DOOR G-13 - H-14

ACCESSORIES GROUP (CONTINUED)

GENERATOR-4 KW, US (OPT 38E)

| KEY PART NUMBER | U/M | DESCRIPTION   |
|-----------------|-----|---|
| 008064-01-000   | EA  | CORD-POWER, 10/3 WIRE - 30 AMP - 25'  |
| 008289-01-000   | EA  | BOX-ELECTRIC, STEEL - 1/2" AND 3/4" KNOCKOUTS - 4" X 4"                           |
| 008328-01-000   | EA  | TERMINAL-RING, 12/10 WIRE - #10 STUD FIT  |
| 008366-01-000   | EA  | CONNECTOR-PLASTIC, 3/8" AVG   |
| 024924-02-000   | EA  | RECEPTACLE-POWER CORD, W/PARTIAL PLATE  |
| 041953-01-000   | FT  | CONDUIT-CONVOLUTED SLIT, 1/2"ID   |
| 089238-01-000   | EA  | COVER-ELECTRICAL BOX, WHOLE - 4" X 4" - GRAY<br>USED WITH 30 OR 50 AMP RECEPTACLE |
| 000C28-04-108   | EA  | BOLT-HEX, SER FLG - 1/4-20 X 5/8 ZINC   |
| 007087-01-000   | SF  | INSULATION-FIBERGLASS, 1" THICK X 4' - INCREMENTS OF 4 SF                         |
| 008289-01-000   | EA  | BOX-ELECTRIC, STEEL - 1/2" AND 3/4" KNOCKOUTS - 4" X 4"                           |
| 023942-01-000   | EA  | GROMMET-RUBBER, 2" OD   |
| 041480-01-000   | EA  | CONNECTOR-STRAIGHT, 1/2" FLEX CONDUIT   |
| 078045-01-000   | EA  | STRAP-SUPPORT, GENERATOR - 4 HOLE   |
| 078864-05-000   | EA  | PIPE-EXHAUST, ANGLED - W/FLANGE - EMERALD - ONAN# 154-2539                        |
| 078864-01-700   | EA  | HINGE KIT-EMERALD GENERATOR   |
| 078864-08-000   | EA  | GENERATOR, 4.0 KW, EMERALD - ONAN# 500-2179                                       |
| 081364-01-000   | EA  | MUFFLER-GENERATOR   |
| 084386-01-000   | EA  | STRAP-SUPPORT, GENERATOR - 2 HOLE   |
| 000D14-05-008   | EA  | NUT-HEX, 5/16-18 - ZN 5   |
| 007087-01-000   | SF  | INSULATION-FIBERGLASS, 1" THICK X 4' - INCREMENTS OF 4 SF                         |
| 008028-01-000   | FT  | WIRE-12/2, ROMEX - W/GROUND   |
| 008294-01-000   | EA  | COVER-ELECTRICAL BOX, STEEL/BLANK - 4" X 4" - GRAY                                |
| 008401-01-000   | EA  | STRAP-CONDUIT, 3/4" - 1 HOLE - GALVANIZED STEEL                                   |
| 007083-01-000   | FT  | HOSE-GAS 1/4"ID X 1/2"OD  |
| 024978-01-000   | EA  | SWITCH-GENERATOR, W/O CIRCUIT BOARD   |
| 031036-01-000   | EA  | GAUGE-HOUR METER  |
| 078008-24-000   | EA  | BEZEL-ENTERTAINMENT CENTER  |
| 008062-01-000   | EA  | CORD-POWER, 10/3 - 30 AMP - 25' - CSA   |
| 008289-02-000   | EA  | BOX-ELECTRICAL, 4" X 4" - 1/2" & 3/4" KNOCKOUTS - CANADIAN                        |
| 008328-01-000   | EA  | TERMINAL-RING, 12/10 WIRE - #10 STUD FIT  |
| 008366-01-000   | EA  | CONNECTOR-CABLE CLAMPING, 3/8"  |
| 024924-02-000   | EA  | RECEPTACLE-POWER CORD, W/PARTIAL PLATE  |
| 041953-01-000   | FT  | CONDUIT-CONVOLUTED SLIT, 1/2"ID   |
| 089238-01-000   | EA  | COVER-ELECTRICAL BOX, WHOLE - 4" X 4" - GRAY<br>USED WITH 30 OR 50 AMP RECEPTACLE |
| 000D14-05-008   | EA  | NUT-HEX, 5/16-18 - ZN 5   |
| 007083-01-000   | FT  | HOSE-GAS 1/4"ID X 1/2"OD  |
| 007087-01-000   | SF  | INSULATION-FIBERGLASS, 1" THICK X 4' - INCREMENTS OF 4 SF                         |
| 008294-01-000   | EA  | COVER-ELECTRICAL BOX, STEEL/BLANK - 4" X 4" - GRAY                                |
| 008366-01-000   | EA  | CONNECTOR-PLASTIC, 3/8" AVG   |
| 008401-01-000   | EA  | STRAP-CONDUIT, 3/4" - 1 HOLE - GALVANIZED STEEL                                   |

GENERATOR-3.5 KW, EXPORT - ONAN (OPT 38B)

| KEY PART NUMBER | U/M | DESCRIPTION   |
|-----------------|-----|---|
| 007125-03-000   | EA  | CLAMP ASM-MUFFLER, 1.50" DIAMETER   |
| 007125-04-000   | EA  | CLAMP ASM-MUFFLER, 1.12" DIAMETER   |
| 008289-01-000   | EA  | BOX-ELECTRIC, STEEL - 1/2" AND 3/4" KNOCKOUTS - 4" X 4"                           |
| 008294-01-000   | EA  | COVER-ELECTRICAL BOX, STEEL/BLANK - 4" X 4" - GRAY                                |
| 081834-02-000   | EA  | GENERATOR-3.5 BGE, 3600 WATT - EMERALD  |
| 083182-08-000   | EA  | PIPE-EXHAUST, GENERATOR - 55"   |
| 083680-02-000   | EA  | MUFFLER-GENERATOR   |
| 008064-01-000   | EA  | CORD-POWER, 10/3 WIRE - 30 AMP - 25'  |
| 008328-01-000   | EA  | TERMINAL-RING, 12/10 WIRE - #10 STUD FIT  |
| 008366-01-000   | EA  | CONNECTOR-PLASTIC, 3/8" AVG   |
| 041953-01-000   | FT  | CONDUIT-CONVOLUTED SLIT, 1/2"ID   |
| 089238-01-000   | EA  | COVER-ELECTRICAL BOX, WHOLE - 4" X 4" - GRAY<br>USED WITH 30 OR 50 AMP RECEPTACLE |
| 082815-01-000   | EA  | CONVERTER-40 AMP, W/CHARGER - B-W 32400P  |
| 000D14-05-008   | EA  | NUT-HEX, 5/16-18 - ZN 5   |
| 008028-01-000   | FT  | WIRE-12/2, ROMEX - W/GROUND   |
| 008366-01-000   | EA  | CONNECTOR-PLASTIC, 3/8" AVG   |
| 008401-01-000   | EA  | STRAP-CONDUIT, 3/4" - 1 HOLE - GALVANIZED STEEL                                   |
| 007083-01-000   | FT  | HOSE-GAS 1/4"ID X 1/2"OD  |
| 024978-01-000   | EA  | SWITCH-GENERATOR, W/O CIRCUIT BOARD   |
| 031036-01-000   | EA  | GAUGE-HOUR METER  |
| 078008-24-000   | EA  | BEZEL-ENTERTAINMENT CENTER  |

ACCESSORIES GROUP (CONTINUED)

MISCELLANEOUS

| KEY PART NUMBER | U/M | DESCRIPTION                        |
|-----------------|-----|------------------------------------|
| 054185-36-000   | EA  | OPERATORS MANUAL-1990              |
| 082318-01-000   | EA  | BINDER-3 RING, MOTOR HOME MANUAL   |
| 082319-01-000   | EA  | POCKET PAGE-3 RING BINDER, PLASTIC |
| 088084-05-000   | EA  | CASSETTE-WINNEBAGO WARRIOR         |

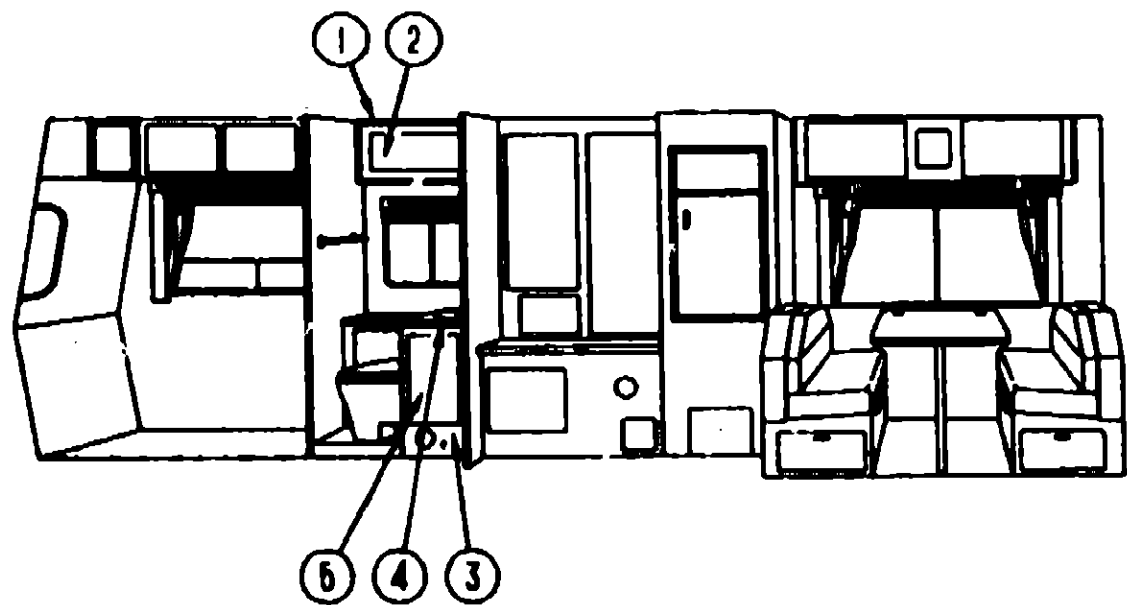
TABLE OF CONTENTS

|              |             |
|--------------|-------------|
| INTRODUCTION | A-01 - A-04 |
| WCF22EC      | A-05 - D-14 |
| WCF27EU      | D-15 - H-14 |

1990 WCF27EU INDEX

|                                   |             |
|-----------------------------------|-------------|
| FLOOR PLAN                        | D15 - D-16  |
| ACCESSORIES                       | D-17 - D-20 |
| BATH                              | D-21 - D-24 |
| BEDROOM                           | E-01 - E-02 |
| CHASSIS                           | E-03 - E-08 |
| C C & PAD                         | E-07 - E-14 |
| DINETTE                           | E-15 - E-18 |
| DRIVERS                           | E-17 - E-20 |
| ELECTRICAL                        | E-21 - F-02 |
| EXTERIOR BODY                     | F-03 - F-09 |
| GALLEY                            | F-10 - F-18 |
| HEATING & A/C                     | F-17 - F-23 |
| INTERIOR FINISH                   | F-24 - G-01 |
| LABEL                             | G-02        |
| LP                                | G-03        |
| LOUNGE                            | G-04 - G-08 |
| SEALANTS & FASTENERS              | G-07 - G-08 |
| WATER & SEWAGE                    | G-09 - G-12 |
| WINDOW, VENT AND<br>EXTERIOR DOOR | G-13 - H-14 |

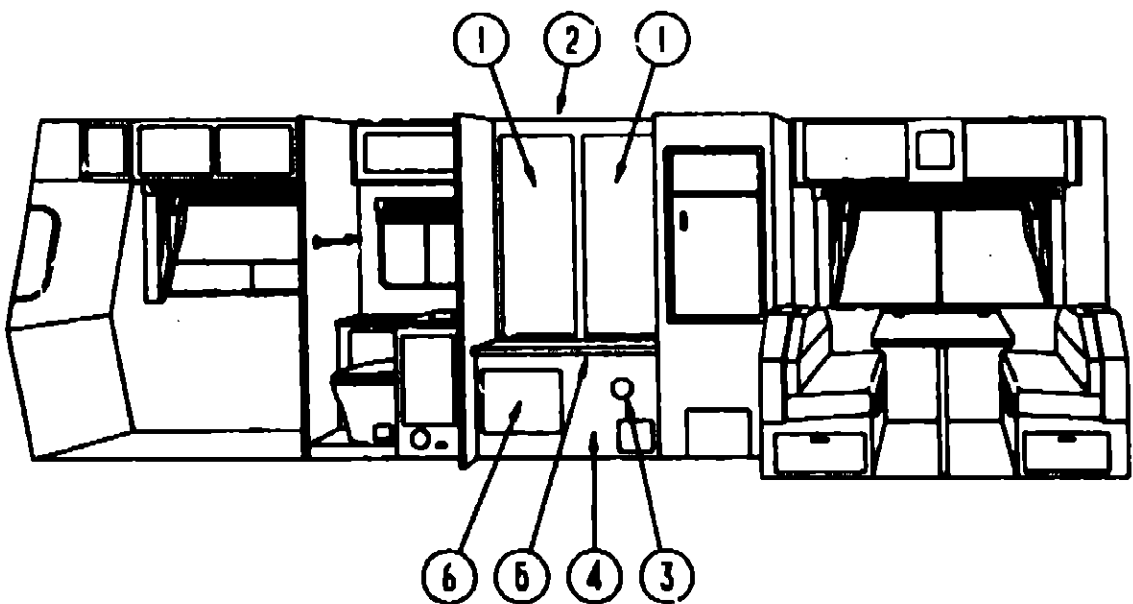
BATH GROUP



BATH CABINETRY

| KEY PART NUMBER | U/M | DESCRIPTION   |
|-----------------|-----|---|
| 1 M03972-04-AA8 | EA  | CABINET ASM. - MEDICINE - W/O DOOR                            |
| 085740-01-000   | EA  | BRACE-CABINET CORNER, PLASTIC                                 |
| 074487-18-000   | SF  | PANELING-WOODGRAIN, 4' X 8' - BIRCH - INC. OF 32 SF           |
| 088850-D2-438   | EA  | LUMBER-VINYL WRAPPED, BIRCH-18 X 38 X 2438MM                  |
| 008787-12-000   | FT  | MOLDING-CABINET TO WALL, OFF WHITE                            |
| 2 M88852-21-AA8 | EA  | DOOR-MEDICINE CABINET, W/MIRROR, W/O HARDWARE - 15.5" X 29.5" |
|                 |     | FROM: 00-00-00 THRU: 11-26-89                                 |
| 2 M88852-21-A93 | EA  | DOOR-MEDICINE CABINET, W/MIRROR, W/O HARDWARE - 15.5" X 29.5" |
|                 |     | FROM: 11-27-89 THRU: 99-99-99                                 |
| 058331-05-000   | EA  | MIRROR-MEDICINE CABINET SAFETY, 12" X 28"                     |
| 084076-01-000   | EA  | RECEPTACLE-GFI, 15A - 125V - IVORY                            |
| 084077-01-000   | EA  | PLATE - COVER, RECEPTACLE - GFI - IVORY                       |
| 084077-03-000   | EA  | COVER-BLANK, ROOF AC - IVORY                                  |
| 083448-04-AA8   | EA  | MIRROR-FRAMED VANITY  |
| 084331-01-000   | EA  | MIRROR-SAFETY GLASS, 18" X 28"                                |
| 082188-01-000   | EA  | LIGHT-MAKE-UP, 3 BULB - BATH                                  |
| 081633-01-700   | EA  | BULB FLIGHT MAKE UP   |
| 081814-02-000   | EA  | DISH-SOAP, W/PLASTIC COVER - BRASS                            |
| 078484-02-000   | EA  | RING-TOWEL, W/MOUNTING HARDWARE - BRASS                       |
| 3 M87108-01-AA8 | EA  | CABINET-LAVATORY W/O SINK, FAUCET, OR DOORS - AA8 - BLUE      |
| 3 M87108-01-AD9 | EA  | CABINET-LAVATORY W/O SINK, FAUCET, OR DOORS - AA9 - MAUVE     |
| 008812-23-000   | EA  | MOLDING-OUTSIDE CORNER MOLDING, 5" - PLASTIC - BEIGE          |
| 4 087108-11-AA8 | EA  | COUNTERTOP-LAVATORY CABINET, AA8 - BLUE                       |
| 4 087108-11-AD9 | EA  | COUNTERTOP-LAVATORY CABINET, AA9 - MAUVE                      |
| 078240-08-000   | EA  | FAUCET-LAVATORY, BONE   |
| 081253-01-000   | EA  | GASKET-FAUCET,LAVATORY  |
| 077251-01-000   | EA  | DRAWER-TILTOUT,PLASTIC - BATH                                 |
| 081843-02-AA8   | EA  | FACE-DRAWER W/O HARDWARE                                      |
| 088827-01-01A   | EA  | SINK-LAVATORY, RECTANGULAR - PLASTIC - BONE                   |
| 088827-01-700   | EA  | SINK STOPPER  |
| 088827-01-701   | EA  | TAILPIECE-SINK  |
| 078383-01-700   | EA  | SWITCH PLATE-SINGLE W/SWITCH, POLISHED BRASS                  |
| 078384-03-000   | EA  | SWITCH-ON/OFF ROCKER - BATH                                   |
| 074045-07-000   | EA  | PLUG-WOOD, 1/2"   |
| 5 M88852-31-AA8 | EA  | DOOR-CABINET W/O HARDWARE - 21.8" X 11"                       |
|                 |     | FROM: 00-00-00 THRU: 11-26-89                                 |
| 5 M88852-31-A93 | EA  | DOOR-CABINET W/O HARDWARE - 21.8" X 11"                       |
|                 |     | FROM: 11-27-89 THRU: 02-09-90                                 |
| 5 088887-01-AA8 | EA  | DOOR-CABINET W/O HARDWARE - 21.8" X 11"                       |
|                 |     | FROM: 02-10-90 THRU: 99-99-99                                 |
| 000G13-08-10G   | EA  | SCREW, 8-20 X 5/8 PFH - ANTIQUE BRASS                         |
| 078482-02-000   | EA  | HOLDER-TOILET TISSUE, BRASS                                   |
|                 |     | FROM: 00-00-00 THRU: 10-18-89                                 |
| 009134-01-000   | EA  | HOLDER-TOILET TISSUE, CHROME                                  |
|                 |     | FROM: 10-19-89 THRU: 99-99-99                                 |

BATH GROUP (CONTINUED)



WARDROBE CABINET

| KEY PART NUMBER | U/M | DESCRIPTION  |
|-----------------|-----|--|
| 1 M88852-30-AA8 | EA  | DOOR- CABINET, W/O HARDWARE - 48" X 20.7"          |
|                 |     | FROM: 00-00-00 THRU: 10-01-89                      |
| 1 M88852-31-A93 | EA  | DOOR- CABINET, W/O HARDWARE - 48" X 20.7"          |
|                 |     | FROM: 10-02-89 THRU: 99-99-99                      |
| 2 M04074-08-AA8 | EA  | FACE-WARDROBE/PANTRY CABINET, UPPER                |
| 3 058484-02-000 | EA  | REGISTER-PLASTIC W/O DAMPER - 4" DIAMETER - BROWN  |
|                 |     | FROM: 00-00-00 THRU: 10-15-89                      |
| 3 058484-05-000 | EA  | REGISTER-PLASTIC W/O DAMPER - 4" DIAMETER - GOLDEN |
|                 |     | FROM: 10-16-89 THRU: 99-99-99                      |
| 4 M04074-09-AA8 | EA  | FACE-WARDROBE/PANTRY CABINET, LOWER                |
| 058331-33-000   | EA  | MIRROR-WARDROBE/PANTRY DOOR, 45" X 17.8"           |
| 077409-02-000   | EA  | SLIDE-DRAWER, PLASTIC - 20.75"                     |
| 077404-02-000   | EA  | DRAWER-PLASTIC, 20" X 12.7" - BEIGE                |
| 084087-01-01A   | EA  | DIVIDER-DRAWER, PLASTIC - LIGHT OAK                |
| 009112-01-000   | EA  | FLANGE-1" ROD, CLOTHES - PLASTIC - OFF WHITE       |
| 042438-01-000   | EA  | DOWEL-WOOD, CLOTHES ROD - 1" DIAMETER X 4'         |
| 062388-01-000   | FT  | CORD STRAPPING-1/4" WIDE                           |
| 5 085539-11-AA8 | EA  | COUNTERTOP-WARDROBE/PANTRY CABINET                 |
| 6 M85947-02-AA8 | EA  | DOOR-FURNACE W/O HARDWARE - 14.4" X 17.9"          |
|                 |     | FROM: 00-00-00 THRU: 10-01-89                      |
| 6 M85947-02-A93 | EA  | DOOR-FURNACE W/O HARDWARE - 14.4" X 17.9"          |
|                 |     | FROM: 10-02-89 THRU: 99-99-99                      |
| 072389-41-000   | EA  | MESH-FURNACE DOOR, EXPANDED - 15" X 6.5" - BRONZE  |

TABLE OF CONTENTS

|              |             |
|--------------|-------------|
| INTRODUCTION | A-01 - A-04 |
| WCF22EC      | A-05 - D-14 |
| WCF27EU      | D-15 - H-14 |

1990 WCF27EU INDEX

|                      |             |
|----------------------|-------------|
| FLOOR PLAN           | D15 - D-18  |
| ACCESSORIES          | D-17 - D-20 |
| BATH                 | D-21 - D-24 |
| BEDROOM              | E-01 - E-02 |
| CHASSIS              | E-03 - E-08 |
| C C & PAD            | E-07 - E-14 |
| DINETTE              | E-15 - E-16 |
| DRIVERS              | E-17 - E-20 |
| ELECTRICAL           | E-21 - F-02 |
| EXTERIOR BODY        | F-03 - F-08 |
| GALLEY               | F-10 - F-18 |
| HEATING & A/C        | F-17 - F-23 |
| INTERIOR FINISH      | F-24 - G-01 |
| LABEL                | G-02        |
| LP                   | G-03        |
| LOUNGE               | G-04 - G-08 |
| SEALANTS & FASTENERS | G-07 - G-08 |
| WATER & SEWAGE       | G-09 - G-12 |
| WINDOW, VENT AND     |             |
| EXTERIOR DOOR        | G-13 - H-14 |

**BATH GROUP ( CONTINUED )**  
**FOLDING DOOR & TIEBACK**

| KEY PART NUMBER | U/M | DESCRIPTION                               |
|-----------------|-----|---|
| 004858-01-01A   | EA  | TRACK-FOLDING DOOR, 27.5" - OFF WHITE     |
| 042488-07-000   | EA  | DOOR-FOLDING, 75" X 37"                   |
| 042488-04-700   | EA  | LEAD EDGE & CATCH ASM.                    |
| 067534-04-000   | EA  | TIEBACK-FOLDING DOOR, 20" - CLEAR PLASTIC |

**SHOWER**

| KEY PART NUMBER | U/M | DESCRIPTION                                      |
|-----------------|-----|--|
| M02673-02-X11   | EA  | PAN-SHOWER                                       |
| 088438-01-000   | EA  | NUT-SLIP, TAILPIECE - 1.5"                       |
| 088440-01-000   | EA  | STRAINER WRUBBER WASHER                          |
| 088840-01-000   | FT  | SEALER-RIBBON, 1/4" DIAMETER - INCREMENTS OF 20" |
| 088735-01-00U   | EA  | WASHER-STRAINER TO TAILPIECE PLASTIC, 1.5"       |
| 011088-03-000   | EA  | TAILPIECE-SHOWER/TUB, 1 1/2" X 1 3/4" - PLASTIC  |
| 011048-02-000   | EA  | HEAD-SHOWER, W/80" HOSE                          |
| 075241-05-000   | EA  | FAUCET-SHOWER, BONE                              |
| 075808-01-000   | EA  | PANEL-SHOWER FAUCET PLASTIC BACK                 |

**BATH GROUP ( CONTINUED )**  
**SHOWER DOOR**

| KEY PART NUMBER | U/M | DESCRIPTION                          |
|-----------------|-----|--------------------------------------|
| 089318-01-000   | EA  | SHOWER-DOOR,SOLID,GOLD 29.8 "COASTAL |
| 089318-01-700   | EA  | SHAP F/SHOWER DOOR                   |
| 089318-01-701   | PI  | VINYL SWEEP                          |
| 089318-01-702   | EA  | BUSHING W/ARM                        |

**TOILET**

| KEY PART NUMBER | U/M | DESCRIPTION                                   |
|-----------------|-----|---|
| 063740-01-000   | EA  | TOILET-HIGH, AQUA MAGIC IV - THETFORD, 150120 |
| 063740-01-710   | EA  | LINK, THETFORD 12513                          |
| 063740-01-711   | EA  | SPRING-RETURN LEVER, THETFORD 12523           |
| 063740-01-705   | EA  | SEAT-IVORY, W/O COVER - THETFORD 12447        |
| 063740-01-700   | EA  | LEVER-WATER, THETFORD 12514                   |
| 063740-01-701   | EA  | LEVER-FLUSH, THETFORD 12515                   |
| 063740-01-718   | EA  | COVER-SEAT,THETFORD OLD STYLE                 |
| 063740-01-713   | EA  | SEAL-BALL VALVE TO BOWL, THETFORD 12502       |
| 063740-01-714   | EA  | VALVE ASM-WATER, THETFORD 12492               |
| 063740-01-716   | EA  | SEAT & COVER, THETFORD 15017                  |
| 063740-01-717   | EA  | FLUSH TUBE                                    |
| 063740-01-708   | EA  | BOLT PACKAGE-CLOSET, THETFORD 12524           |
| 063740-01-707   | EA  | SEAL-CLOSET FLANGE, THETFORD 02125            |


**TABLE OF CONTENTS**

|              |             |
|--------------|-------------|
| INTRODUCTION | A-01 - A-04 |
| WCF22EC      | A-05 - D-14 |
| WCF27EU      | D-15 - H-14 |

**1993 WCF27EU INDEX**


|                      |             |
|----------------------|-------------|
| FLOOR PLAN           | D15 - D-16  |
| ACCESSORIES          | D-17 - D-20 |
| BATH                 | D-21 - D-24 |
| BEDROOM              | E-01 - E-02 |
| CHASSIS              | E-03 - E-08 |
| C C & PAD            | E-07 - E-14 |
| DINETTE              | E-15 - E-16 |
| DRIVERS              | E-17 - E-20 |
| ELECTRICAL           | E-21 - F-02 |
| EXTERIOR BODY        | F-03 - F-09 |
| GALLEY               | F-10 - F-16 |
| HEATING & AC         | F-17 - F-23 |
| INTERIOR FINISH      | F-24 - G-01 |
| LABEL                | G-02        |
| LP                   | G-03        |
| LOUNGE               | G-04 - G-08 |
| SEALANTS & FASTENERS | G-07 - G-09 |
| WATER & SEWAGE       | G-09 - G-12 |
| WINDOW, VENT AND     |             |
| EXTERIOR DOOR        | G-13 - H-14 |

BEDROOM GROUP



DRIVER SIDE OVERHEAD CABINET & COMPONENTS

| KEY PART NUMBER | U/M | DESCRIPTION  |
|-----------------|-----|--|
| 1 M98105-01-AA8 | EA  | CABINET-OVERHEAD PASSENGER SIDE W/O DOORS  |
| M04074-05-AA8   | EA  | FACE-OVERHEAD CABINET, DRIVER SIDE   |
| 094590-02-AA8   | EA  | CAP-END, FRONT OVERHEAD CABINET  |
| 2 M98652-35-AA8 | EA  | DOOR-OVERHEAD CABINET, W/O HARDWARE - 12" X 26"<br>FROM: 00-00-00 THRU: 10-01-89 |
| 2 M98652-35-A93 | EA  | DOOR-OVERHEAD CABINET, W/O HARDWARE - 12" X 26"<br>FROM: 10-02-89 THRU: 99-99-99 |
| 097115-01-01A   | FT  | INSERT-CABINET DOOR T-MOLDING, 5/16" - VINYL - GOLD                              |



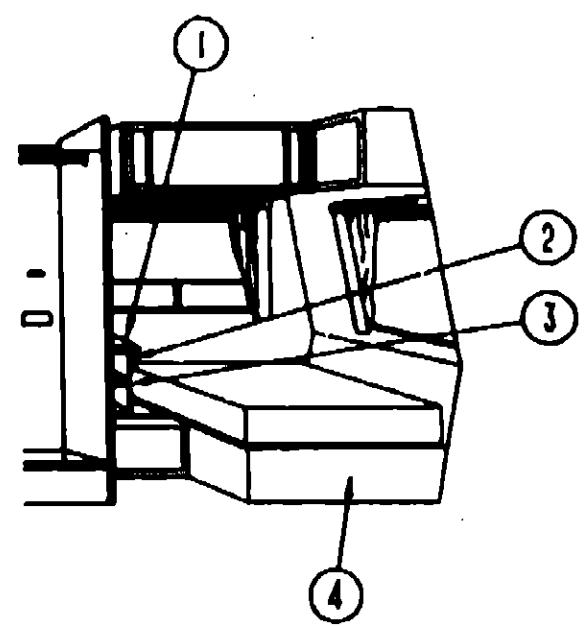
PASSENGER SIDE OVERHEAD CABINET & COMPONENTS

| KEY PART NUMBER | U/M | DESCRIPTION  |
|-----------------|-----|--|
| 1 094590-02-AA8 | EA  | CAP-END, FRONT OVERHEAD CABINET  |
| 2 M98105-01-AA8 | EA  | CABINET-OVERHEAD PASSENGER SIDE W/O DOORS  |
| M04074-05-AA8   | EA  | FACE-OVERHEAD CABINET, PASSENGER SIDE  |
| 3 M98652-35-AA8 | EA  | DOOR-OVERHEAD CABINET, W/O HARDWARE - 12" X 26"<br>FROM: 00-00-00 THRU: 10-01-89 |
| 3 M98652-35-A93 | EA  | DOOR-OVERHEAD CABINET, W/O HARDWARE - 12" X 26"<br>FROM: 10-02-89 THRU: 99-99-99 |

BACKWALL OVERHEAD CABINETRY

| KEY PART NUMBER | U/M | DESCRIPTION   |
|-----------------|-----|---|
| 4 M98652-32-AA8 | EA  | DOOR ASM- HARDWARE, 10.8" X 27.95"<br>FROM: 00-00-00 THRU: 11-26-89 |
| 4 M98652-32-A93 | EA  | DOOR ASM- HARDWARE, 10.8" X 27.95"<br>FROM: 11-27-89 THRU: 99-99-99 |
| 5 M03972-06-AA8 | EA  | CABINET - OVERHEAD, BACKWALL - W/O DOORS OR HARDWARE                |

BEDROOM GROUP (CONTINUED)



PASSENGER SIDE NIGHT STAND CABINET

| KEY PART NUMBER | U/M | DESCRIPTION   |
|-----------------|-----|---|
| 1 094367-12-AA8 | EA  | COUNTERTOP-NIGHTSTAND/UPPER - AA8 - BLUE<br>FROM: 00-00-00 THRU: 10-01-89   |
| 1 094367-12-A99 | EA  | COUNTERTOP-NIGHTSTAND, UPPER - AA8 - BLUE<br>FROM: 10-02-89 THRU: 99-99-99  |
| 1 094367-12-A99 | EA  | COUNTERTOP-NIGHTSTAND, UPPER - AA9 - MAUVE<br>FROM: 10-02-89 THRU: 99-99-99 |
| 2 M94367-01-AA8 | EA  | CABINET-NIGHTSTAND<br>FROM: 00-00-00 THRU: 10-01-89                         |
| 2 M94367-01-A98 | EA  | CABINET-NIGHTSTAND - AA8 - BLUE<br>FROM: 10-02-89 THRU: 99-99-99            |
| 2 M94367-01-A99 | EA  | CABINET-NIGHTSTAND - AA9 - MAUVE<br>FROM: 10-02-89 THRU: 99-99-99           |
| 3 094367-11-AA8 | EA  | COUNTERTOP-NIGHTSTAND LOWER - AA8 - BLUE<br>FROM: 00-00-00 THRU: 10-01-89   |
| 3 094367-11-A98 | EA  | COUNTERTOP-NIGHTSTAND, LOWER - AA8 - BLUE<br>FROM: 10-02-89 THRU: 99-99-99  |
| 3 094367-11-A99 | EA  | COUNTERTOP-NIGHTSTAND, LOWER - AA9 - MAUVE<br>FROM: 10-02-89 THRU: 99-99-99 |

DOUBLE BED CABINET & COMPONENTS

| KEY PART NUMBER | U/M | DESCRIPTION                                    |
|-----------------|-----|--|
| 4 M94368-02-AA8 | EA  | CABINET-DOUBLE BED                             |
| 009778-10-000   | FT  | TRIM-U-CHANNEL, 1" - PLASTIC - BIRCH WOODGRAIN |
| 070504-17-000   | FT  | U CHANNEL-PLASTIC MOLDED, .815" - BIRCH        |
| 052859-01-AA8   | FT  | TRIM-VINYL, STITCHED EDGE - BEIGE              |
| 088192-01-X11   | EA  | HINGE-DOUBLE BED                               |
| 077252-01-000   | EA  | PIN-HINGE                                      |
| 086235-02-000   | EA  | BEARING-SNAPIN                                 |
| 098442-01-AA8   | EA  | LEG-FOLDING BED                                |
| 093550-01-000   | EA  | BRACKET-FOLDING LEG                            |

TABLE OF CONTENTS

|              |             |
|--------------|-------------|
| INTRODUCTION | A-01 - A-04 |
| WCF22EC      | A-05 - D-14 |
| WCF27EU      | D-15 - H-14 |

1990 WCF27EU INDEX

|                                |             |
|--------------------------------|-------------|
| FLOOR PLAN                     | D15 - D-18  |
| ACCESSORIES                    | D-17 - D-20 |
| BATH                           | D-21 - D-24 |
| BEDROOM                        | E-01 - E-02 |
| CHASSIS                        | E-03 - E-08 |
| C C & PAD                      | E-07 - E-14 |
| DINETTE                        | E-15 - E-16 |
| DRIVERS                        | E-17 - E-20 |
| ELECTRICAL                     | E-21 - F-02 |
| EXTERIOR BODY                  | F-03 - F-09 |
| GALLEY                         | F-10 - F-18 |
| HEATING & A/C                  | F-17 - F-23 |
| INTERIOR FINISH                | F-24 - G-01 |
| LABEL                          | G-02        |
| LP                             | G-03        |
| LOUNGE                         | G-04 - G-06 |
| SEALANTS & FASTENERS           | G-07 - G-08 |
| WATER & SEWAGE                 | G-09 - G-12 |
| WINDOW, VENT AND EXTERIOR DOOR | G-13 - H-14 |

## CHASSIS GROUP

### 1990 CHASSIS SPEED CONTROL

| KEY PART NUMBER | U/M | DESCRIPTION   |
|-----------------|-----|---|
| 004300-03-000   | EA  | SPEED CONTROL-SMART STICK, EFI - GAS - DANA# 50L-111200 |
| 004300-01-701   | EA  | SWITCH & LEVER ASM, DANA# 50D-11110-F                   |
| 004300-01-702   | EA  | REGULATOR ASM-ELECTRONIC, DANA# 67C-08X12-R             |
| 001000-01-702   | EA  | WIPER CONTROL MODULE, DANA# 60C-00001                   |
| 004300-01-704   | EA  | HEADLIGHT DIMMER MODULE ASM-DANA# 63C-00001             |
| 004300-01-705   | EA  | VACUUM RESERVOIR-DANA# 50C-02240                        |
| 004300-01-708   | EA  | SERVO-DANA# 53D-11110-R                                 |
| 003211-01-703   | EA  | SERVO CABLE ASM ONLY, DANA# 50C-02530                   |
| 003212-04-701   | EA  | MAIN WIRING HARNESS, DANA# 50D-02570                    |
| 003212-01-704   | EA  | STOP LAMP/CRUISE RELEASE SWITCH, DANA# 50C-02543        |
| 000020-01-704   | EA  | SIGNAL GENERATOR ASM, DANA# 50L-08X221P                 |
| 000020-01-708   | EA  | SIGNAL GENERATOR ONLY, DANA# 50D-02302-1                |

### 1990 CHASSIS SPEED CONTROL

| KEY PART NUMBER | U/M | DESCRIPTION  |
|-----------------|-----|--|
| 004300-01-000   | EA  | SPEED CONTROL-SMART STICK,CARBURETED GAS - DANA 50L-111200 |
| 004300-01-701   | EA  | SWITCH & LEVER ASM, DANA# 50D-11110-F                      |
| 004300-01-702   | EA  | REGULATOR ASM-ELECTRONIC, DANA# 67C-08X12-R                |
| 001000-01-702   | EA  | WIPER CONTROL MODULE, DANA# 60C-00001                      |
| 004300-01-704   | EA  | HEADLIGHT DIMMER MODULE ASM-DANA# 63C-00001                |
| 004300-01-708   | EA  | VACUUM RESERVOIR-DANA# 50C-02240                           |
| 004300-01-708   | EA  | SERVO-DANA# 53D-11110-R                                    |
| 003211-01-703   | EA  | SERVO CABLE ASM ONLY, DANA# 50C-02530                      |
| 003212-04-701   | EA  | MAIN WIRING HARNESS, DANA# 50D-02570                       |
| 003212-01-704   | EA  | STOP LAMP/CRUISE RELEASE SWITCH, DANA# 50C-02543           |
| 000020-01-704   | EA  | SIGNAL GENERATOR ASM, DANA# 50L-08X221P                    |
| 000020-01-708   | EA  | SIGNAL GENERATOR ONLY, DANA# 50D-02302-1                   |

### CALIFORNIA OPTION SPEED CONTROL

| KEY PART NUMBER | U/M | DESCRIPTION  |
|-----------------|-----|--|
| 004300-01-000   | EA  | SPEED CONTROL-SMART STICK,CARBURETED GAS - DANA 50L-111200 |
| 003211-01-703   | EA  | SERVO CABLE ASM ONLY, DANA# 50C-02530                      |
| 003212-04-701   | EA  | MAIN WIRING HARNESS, DANA# 50D-02570                       |
| 003212-01-704   | EA  | STOP LAMP/CRUISE RELEASE SWITCH, DANA# 50C-02543           |
| 000020-01-704   | EA  | SIGNAL GENERATOR ASM, DANA# 50L-08X221P                    |
| 000020-01-708   | EA  | SIGNAL GENERATOR ONLY, DANA# 50D-02302-1                   |
| 004300-01-701   | EA  | SWITCH & LEVER ASM, DANA# 50D-11110-F                      |
| 003300-01-702   | EA  | REGULATOR ASM. - ELECTRONIC                                |
| 001000-01-702   | EA  | WIPER CONTROL MODULE-DANA# 60C-00001                       |
| 004300-01-704   | EA  | HEADLIGHT DIMMER MODULE ASM-DANA# 63C-00001                |
| 004300-01-705   | EA  | VACUUM RESERVOIR-DANA# 50C-02240                           |
| 004300-01-708   | EA  | SERVO-DANA# 53D-11110-R                                    |

### 16" WHEEL COVERS

| KEY PART NUMBER | U/M | DESCRIPTION               |
|-----------------|-----|---------------------------|
| 003101-01-700   | EA  | COVER-WHEEL, 16" - 1 ONLY |

### SPARE TIRE-W/CARRIER & COVER (OPT 302)

| KEY PART NUMBER | U/M | DESCRIPTION  |
|-----------------|-----|--|
| 040540-03-000   | EA  | TIRE-7.50" X 16", 8 PLY - POLYESTER - GOODRICH - TUBE TYPE |
| 000350-01-000   | EA  | WHEEL-STEEL, 16" X 6" - 8 HOLE - OFF WHITE                 |
| 000C12-08-24B   | EA  | BOLT-HEX, 1/2"-13 X 1 1/2" - ZN 5                          |
| 077411-01-000   | EA  | ROD-RETAINING, SPARE TIRE                                  |

### RADIAL TIRE EXCHANGE, 16"

| KEY PART NUMBER | U/M | DESCRIPTION  |
|-----------------|-----|--|
| 060273-02-000   | EA  | TIRE-7.50R16.0 LRD,XCA,T8<br>FROM: 10-02-89 THRU: 02-11-90 |
| 051377-01-000   | EA  | STEM-V.LVE   |
| 003425-05-000   | EA  | TIRE-LT235/85R16 LRE<br>FROM: 02-12-90 THRU: 99-99-99      |
| 000350-01-000   | EA  | WHEEL-STEEL, 16" X 6" - 8 HOLE - OFF WHITE                 |

## CHASSIS GROUP (CONTINUED)

### COMMON CHASSIS COMPONENTS CONTINUED

| KEY PART NUMBER | U/M | DESCRIPTION  |
|-----------------|-----|--|
| 007003-01-000   | FT  | HOSE-GAS 1/4"ID X 1/2"OD   |
| 002401-03-000   | EA  | CLAMP-HOSE WORMGEAR, 22" - 1"  |
| 000753-01-000   | FT  | TUBE-ALUMINIZED STEEL, 5/8" - 18 GAUGE                                       |
| 000000-01-000   | EA  | SHIELD-HEAT, CONVERTER<br>FROM: 00-00-00 THRU: 01-10-90                      |
| 000010-01-000   | EA  | SHIELD-HEAT, MUFFLER, 20.70"<br>FROM: 00-00-00 THRU: 04-03-90                |
| 000004-02-000   | EA  | SUPPORT-EXHAUST PIPE   |
| 000000-01-000   | EA  | PIPE-EXHAUST   |
| 000041-01-000   | EA  | LABEL-FUEL, UNLEADED - DASH  |
| 000033-01-000   | EA  | BRACKET-EXHAUST, HANGER  |
| 000270-01-000   | EA  | SHIELD-HEAT, CONVERTER - 14.6" X 31.5"                                       |
| 000100-01-000   | EA  | CAP-BOTTLE, OVERFLOW   |
| 002733-01-000   | EA  | DUCT-INTAKE AIR CLEANER  |
| 070050-02-000   | EA  | HOSE-90 DEGREE - .81" X 4" X 6"  |
| 000753-01-000   | FT  | TUBE-ALUMINIZED STEEL, 5/8" - 18 GAUGE                                       |
| 023441-01-000   | EA  | TEE-3/8" BARB, PLASTIC   |
| 007125-06-000   | EA  | CLAMP-ASM-MUFFLER 2.25" DIAMETER   |
| 007125-07-000   | EA  | CLAMP-ASM-MUFFLER 2.50" DIAMETER   |
| 040731-02-000   | EA  | NIPPLE-INLET MANIFOLD - 5/8" X 1/2"<br>FROM: 00-00-00 THRU: 12-04-89         |
| 053322-04-000   | EA  | SHIELD-HEAT, EXHAUST - 60"   |
| 001910-01-000   | EA  | EXTENSION-EXHAUST, 2.25"OD X 0.44" - STAINLESS STEEL                         |
| 072350-01-000   | EA  | BOTTLE-COOLANT EXPANSION   |
| 070579-06-000   | EA  | PLATE ASM-ANCHOR WHUT  |
| 070404-01-000   | EA  | HOODBOARD-UPPER, DRIVER - STEEL  |
| 070405-01-000   | EA  | HOODBOARD-UPPER, PASSENGER - STEEL   |
| 030192-01-000   | EA  | COVER-ACCESS, HOODBOARD  |
| 000244-01-000   | FT  | TAPE-FOAM, VINYL COATED - 2" WIDE - INCREMENTS OF 100 FT                     |
| 070310-01-000   | EJ  | BAFFLE-RADIATOR, .12" X 15" X 62" - RUBBER                                   |
| 000037-01-000   | FT  | CABLE-BATTERY, 1AWG STRANDED, BLACK  |
| 000751-01-000   | FT  | CABLE-BATTERY, 1/0 AWG, STRANDED, RED  |
| 003303-04-000   | EA  | SHROUD-FUEL FILL, LOWER  |
| 051910-01-000   | EA  | U BOLT-REAR SPRING   |
| 051917-02-000   | EA  | BOLT-CENTER REAR LEAF SPRING, GM# 3715304                                    |
| 072300-02-000   | EA  | TRIM-VINYL, EDGE BLACK   |
| 020167-03-000   | EA  | DIRT GUARD-STEEL, FOR MUDFLAP  |
| 040540-03-000   | EA  | TIRE-7.50" X 16", 8 PLY - POLYESTER - GOODRICH - TUBE TYPE                   |
| 000350-01-000   | EA  | WHEEL-STEEL, 16" X 6" - 8 HOLE - OFF WHITE                                   |
| 000200-01-000   | EA  | LUG WRENCH, 1.00X1.00  |
| 000200-02-000   | EA  | LEVERAGE BAR-LUG WRENCH  |
| 002401-03-000   | EA  | CLAMP-HOSE WORMGEAR, 22" - 1"  |
| 002401-07-000   | EA  | CLAMP-HOSE, WORMGEAR 5" - 7"   |
| 000747-01-000   | EA  | PLUG-CAP, .75" DIAMETER  |
| 001914-01-000   | EA  | BUMPER-RUBBER, ROUND - .43" DIAMETER - BLACK                                 |
| 041953-01-000   | FT  | CONDUIT-CONVOLUTED SLIT, .625"ID   |
| 041953-03-000   | FT  | CONDUIT-CONVOLUTED SLIT, 1" ID   |
| 041953-05-000   | FT  | CONDUIT-CONVOLUTED SOLID, .62"ID   |
| 041953-11-000   | FT  | CONDUIT-CONVOLUTED, SLIT, 1.06"ID  |
| 023042-01-000   | EA  | GROMMET-RUBBER 2" OD   |
| 071015-04-000   | EA  | GROMMET-1.00"ID, FITS .03" MATERIAL, RUBBER<br>FROM: 00-00-00 THRU: 03-16-90 |
| 071015-07-000   | EA  | GROMMET-1.00"ID, FITS .06" MATERIAL, RUBBER                                  |
| 071015-08-000   | EA  | GROMMET-1.75"ID, FITS .06" MATERIAL, RUBBER                                  |
| 071015-11-000   | EA  | GROMMET-1.00"ID, FITS .12 MATERIAL, RUBBER                                   |
| 071015-26-000   | EA  | GROMMET-1.5 ID, FITS .08 METAL   |
| 004004-01-000   | EA  | PLUG-BRASS, 3/8"   |

### TABLE OF CONTENTS

|              |             |
|--------------|-------------|
| INTRODUCTION | A-01 - A-04 |
| WCF22EC      | A-05 - D-14 |
| WCF27EU      | D-15 - H-14 |

### 1990 WCF27EU INDEX

|                      |             |
|----------------------|-------------|
| FLOOR PLAN           | D15 - D-16  |
| ACCESSORIES          | D-17 - D-20 |
| BATH                 | D-21 - D-24 |
| BEDROOM              | E-01 - E-02 |
| CHASSIS              | E-03 - E-06 |
| C C & PAD            | E-07 - E-14 |
| DINETTE              | E-15 - E-16 |
| DRIVERS              | E-17 - E-20 |
| ELECTRICAL           | E-21 - F-02 |
| EXTERIOR BODY        | F-03 - F-09 |
| GALLEY               | F-10 - F-16 |
| HEATING & A/C        | F-17 - F-23 |
| INTERIOR FINISH      | F-24 - G-01 |
| LABEL                | G-02        |
| LP                   | G-03        |
| LOUNGE               | G-04 - G-06 |
| SEALANTS & FASTENERS | G-07 - G-08 |
| WATER & SEWAGE       | G-08 - G-12 |
| WINDOW, VENT AND     |             |
| EXTERIOR DOOR        | G-13 - H-14 |

CHASSIS GROUP (CONTINUED)

CANADIAN OPT-IOPT7EU

| KEY PART NUMBER | U/M | DESCRIPTION  |
|-----------------|-----|--|
| 100138-01-000   | EA  | MODULE-DAYTIME RUNNING LIGHT<br>FROM: 01-02-80 THRU: 99-99-99            |
| 100188-01-000   | EA  | WIRE ASM-DAYTIME RUNNING LIGHTS<br>FROM: 01-02-80 THRU: 99-99-99         |
| 008328-01-000   | EA  | TERMINAL-RING, 18/14 WIRE - 3/8" STUD                                    |
| 088474-09-000   | EA  | HOUSING-SOCKET   |
| 088476-01-000   | EA  | SOCKET-CONNECTOR   |
| 100159-01-000   | EA  | WIRE ASM-DAYTIME RUNNING LIGHTS, W/FUSE<br>FROM: 01-02-80 THRU: 99-99-99 |
| 007840-01-000   | EA  | RECEPTACLE-SLIDE, 18 TO 12 AWG   |
| 008236-01-000   | EA  | FUSE-12V-15AMP   |
| 038416-04-000   | EA  | TERMINAL-RING #10 STUD FIT, INSULATED BARREL #18/14                      |
| 082097-01-000   | EA  | HOUSING-AUTO FUSE, NATURAL   |
| 083910-01-000   | EA  | HOUSING-RELAY  |
| 088473-09-000   | EA  | PIN-HOUSING, 3 POSITION (SINGLE ROW)                                     |
| 088475-01-000   | EA  | PIN-CONNECTOR  |
| 100841-01-000   | EA  | FUSE HOLDER-IN LINE TYPE   |
| 078027-01-000   | EA  | BRACKET-SPARE TIRE CARRIER   |

1989 CHASSIS UNIQUE PARTS

| KEY PART NUMBER | U/M | DESCRIPTION  |
|-----------------|-----|--|
| 007083-01-000   | FT  | HOSE-GAS 1/4"ID X 1/2"OD   |
| 040731-01-000   | EA  | NIPPLE-INLET MANIFOLD, GM-3838004 - CHECK GM3838084<br>FROM: 00-00-00 THRU: 12-04-89 |
| 082401-03-000   | EA  | CLAMP-HOSE WORKGEAR, 22" - 1"  |
| 086783-01-000   | FT  | TUBE-ALUMINIZED STEEL, 5/8" - 18 GAUGE   |
| 084388-03-000   | EA  | SPEED CONTROL-SMART STICK, EFI - GAS - DANA# 56L-111298                              |
| 083212-01-70    | EA  | STOP LAMP/CRUISE RELEASE SWITCH, DANA# 58C-02543                                     |
| 088629-01-704   | EA  | SIGNAL GENERATOR ASM, DANA# 56L-08X221P  |
| 088629-01-708   | EA  | SIGNAL GENERATOR ONLY, DANA# 58D-02382-1   |
| 084388-01-701   | EA  | SWITCH & LEVER ASM, DANA# 58D-11118-F  |
| 084388-01-702   | EA  | REGULATOR ASM-ELECTRONIC, DANA# 57C-08X12-R  |
| 081800-01-702   | EA  | WIPER CONTROL MODULE-DANA# 68C-00061   |
| 084388-01-704   | EA  | HEADLIGHT DIMMER MODULE ASM-DANA# 63C-00001  |
| 084388-01-708   | EA  | SERVO-DANA# 63D-11118-R  |
| 083211-01-703   | EA  | SERVO CABLE ASM ONLY, DANA# 58C-02538  |
| 083212-04-701   | EA  | MAIN WIRING HARNESS, DANA# 58D-02570   |
| 084388-01-705   | EA  | VACUUM RESERVOIR-DANA# 58C-02249   |
| 088064-02-000   | EA  | SUPPORT-EXHAUST PIPE   |
| 086589-01-000   | EA  | PIPE-EXHAUST   |
| 088841-01-000   | EA  | LABEL-FUEL, UNLEADED - DASH  |
| 088833-01-000   | EA  | BRACKET-EXHAUST, HANGER  |
| 063278-01-000   | EA  | SHIELD-HEAT, CONVERTER - 14.6" X 31.5"   |

CHASSIS GROUP (CONTINUED)

CALIFORNIA CHASSIS UNIQUE PARTS

| KEY PART NUMBER | U/M | DESCRIPTION  |
|-----------------|-----|--|
| 007125-08-000   | EA  | CLAMP-ASM-MUFFLER 2.25" DIAMETER                                     |
| 007125-07-000   | EA  | CLAMP-ASM-MUFFLER 2.50" DIAMETER                                     |
| 040731-02-000   | EA  | NIPPLE-INLET MANIFOLD - 5/8" X 1/2"<br>FROM: 00-00-00 THRU: 12-04-89 |
| 063322-04-000   | EA  | SHIELD-HEAT, EXHAUST - 80"   |
| 081818-01-000   | EA  | EXTENSION-EXHAUST, 2.25"OD X 9.44" - STAINLESS STEEL                 |
| 082733-01-000   | EA  | DUCT-INTAKE, AIR CLEANER   |

RADIAL TIRE EXCHANGE - 16" - CALIFORNIA

| KEY PART NUMBER | U/M | DESCRIPTION  |
|-----------------|-----|--|
| 060273-02-000   | EA  | TIRE-7.50R16.0 LRD,XCA,T8<br>FROM: 00-00-00 THRU: 02-11-80 |
| 061377-01-000   | EA  | STEM-VALVE   |
| 083425-05-000   | EA  | TIRE-LT235/85R16 LRE<br>FROM: 02-12-80 THRU: 99-99-99      |
| 088359-01-000   | EA  | WHEEL-STEEL, 16" X 6" - 8 HOLE - OFF WHITE                 |
| 078027-01-000   | EA  | BRACKET-SPARE TIRE CARRIER                                 |

FRONT AIRBLOCKS & REAR AIR BAGS

| KEY PART NUMBER | U/M | DESCRIPTION   |
|-----------------|-----|---|
| 078942-01-000   | EA  | SHOCK ABSORBER-STABILIZER, FRONT - 4-WAY            |
| 084088-01-000   | EA  | AIRSPRING-BELLOWS, REAR AXLE - FIRESTONE# MHA224    |
| 084088-01-700   | EA  | AIR BAG-ONLY, FIRESTONE# W21-780-0335               |
| 084088-01-701   | EA  | TUBING-DOT 1/4" X 18" - FIRESTONE# 21-0838          |
| 084088-01-702   | EA  | BOLT-RIBBED NECK, 3/8"-24 X 2.5" FIRESTONE# 21-0829 |
| 084088-01-703   | EA  | INFLATING VALVE-DOT 1/4" TUBING, FIRESTONE# 21-0831 |
| 084088-01-704   | EA  | ELBOW CONNECTOR, FIRESTONE# 21-0836                 |
| 084088-01-705   | EA  | TUBING PROTECTORS, FIRESTONE# 21-0889               |
| 084088-01-706   | EA  | BRACKET-UPPER TO FRAME, FIRESTONE# 21-0150          |
| 084088-01-707   | EA  | BRACKET-LOWER, TOP - FIRESTONE# 21-1162             |
| 084088-01-708   | EA  | AIRLINE SERVICE KIT, FIRESTONE# W21-780-2012        |
| 084088-01-709   | EA  | HEAT SHIELD, FIRESTONE# 21-1004                     |
| 084088-03-000   | EA  | BRACKET-AXLE, P30 CHASSIS - FIRESTONE# W21-780-2044 |

TABLE OF CONTENTS

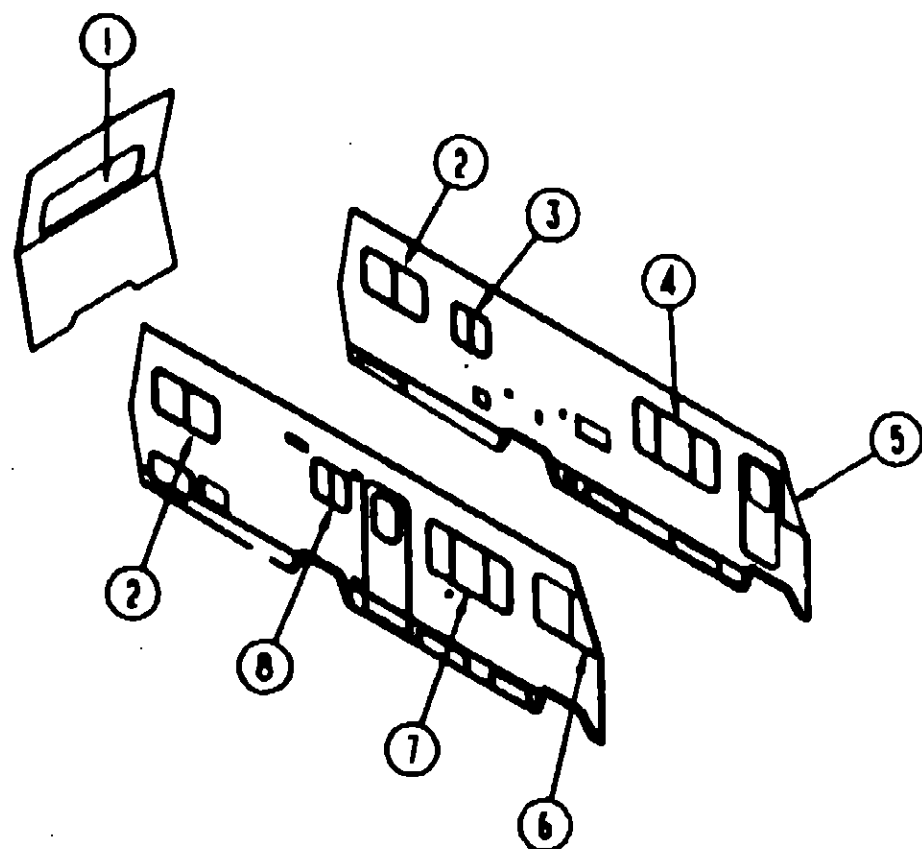
|              |             |
|--------------|-------------|
| INTRODUCTION | A-01 - A-04 |
| WCF22EC      | A-05 - D-14 |
| WCF27EU      | D-15 - H-14 |

1989 WCF27EU INDEX

|                      |             |
|----------------------|-------------|
| FLOOR PLAN           | D15 - D-16  |
| ACCESSORIES          | D-17 - D-20 |
| BATH                 | D-21 - D-24 |
| BEDROOM              | E-01 - E-02 |
| CHASSIS              | E-03 - E-08 |
| C C & PAD            | E-07 - E-14 |
| DINETTE              | E-15 - E-18 |
| DRIVERS              | E-17 - E-20 |
| ELECTRICAL           | E-21 - F-02 |
| EXTERIOR BODY        | F-03 - F-08 |
| GALLEY               | F-10 - F-16 |
| HEATING & AC         | F-17 - F-23 |
| INTERIOR FINISH      | F-24 - G-01 |
| LABEL                | G-02        |
| LP                   | G-03        |
| LOUNGE               | G-04 - G-06 |
| SEALANTS & FASTENERS | G-07 - G-08 |
| WATER & SEWAGE       | G-09 - G-12 |
| WINDOW, VENT AND     |             |
| EXTERIOR DOOR        | G-13 - H-14 |



CURTAIN, CUSHION & PAD GROUP



CURTAIN, CUSHION & PAD GROUP (CONTINUED)

WINDOW TREATMENTS  
FROM: 00-00 00 THRU: 10-01-00

| KEY | PART NUMBER   | U/M | DESCRIPTION  |
|-----|---------------|-----|--|
| 1   | M81977-66-AA8 | EA  | VALANCE-WINDOW W/WOOD TRIM, 73.5" WIDE - AA8 - BLUE    |
| 1   | M81977-66-AA9 | EA  | VALANCE-WINDOW W/WOOD TRIM, 73.5" WIDE - AA9 - MAUVE   |
| 1   | 084755-31-AA8 | EA  | SHADE-PULL, 89.25" WIDE - AA8 - BLUE                   |
| 1   | 084755-31-AA9 | EA  | SHADE-PULL, 89.25" WIDE - AA9 - MAUVE                  |
| 1   | 089058-79-AA8 | EA  | LEG-WINDOW, 27.5" - AA8 - BLUE                         |
| 1   | 089058-79-AA9 | EA  | LEG-WINDOW, 27.5" - AA9 - MAUVE                        |
| 2   | M81977-56-AA8 | EA  | VALANCE-WINDOW W/WOOD TRIM, 46.5" WIDE - AA8 - BLUE    |
| 2   | M81977-56-AA9 | EA  | VALANCE-WINDOW W/WOOD TRIM, 46.5" WIDE - AA9 - MAUVE   |
| 2   | 084755-51-AA8 | EA  | SHADE-PULL, 41.25" WIDE - AA8 - BLUE                   |
| 2   | 084755-51-AA9 | EA  | SHADE-PULL, 41.25" WIDE - AA9 - MAUVE                  |
| 2   | 089058-79-AA8 | EA  | LEG-WINDOW, 27.5" - AA8 - BLUE                         |
| 2   | 089058-79-AA9 | EA  | LEG-WINDOW, 27.5" - AA9 - MAUVE                        |
| 3   | M81977-53-AA8 | EA  | VALANCE-WINDOW W/WOOD TRIM, 34.5" WIDE - AA8 - BLUE    |
| 3   | M81977-53-AA9 | EA  | VALANCE-WINDOW W/WOOD TRIM, 34.5" WIDE - AA9 - MAUVE   |
| 3   | 086335-08-AA8 | EA  | BLIND-PLEATED, 32" X 23" DROP - AA8 - BLUE             |
| 3   | 086335-08-AA9 | EA  | BLIND-PLEATED, 32" X 23" DROP - AA9 - MAUVE            |
| 4   | M81977-51-AA8 | EA  | VALANCE-WINDOW, W/WOOD TRIM, 64" WIDE - AA8 - BLUE     |
| 4   | M81977-51-AA9 | EA  | VALANCE-WINDOW, W/WOOD TRIM, 64" - AA9 - MAUVE         |
| 4   | 089058-73-AA8 | EA  | LEG-WINDOW, REAR SIDE - 31.5" TALL - AA8 - BLUE        |
| 4   | 089058-73-AA9 | EA  | LEG-WINDOW, REAR SIDE - 31.5" TALL - AA9 - MAUVE       |
| 4   | 089058-74-AA8 | EA  | LEG-WINDOW, FRONT SIDE - 31.5" TALL - AA8 - BLUE       |
| 4   | 089058-74-AA9 | EA  | LEG-WINDOW, FRONT SIDE - 31.5" TALL - AA9 - MAUVE      |
| 4   | 086335-04-AA3 | EA  | BLIND-PLEATED, 58" X 32" DROP - AA8 - BLUE             |
| 4   | 086335-04-AA4 | EA  | BLIND-PLEATED, 58" X 32" DROP - AA9 - MAUVE            |
| 5   | 077591-08-AA8 | EA  | CURTAIN-VELCRO TOP, DRIVER - 32.5" X 86" - AA8 - BLUE  |
| 5   | 077591-08-AA9 | EA  | CURTAIN-VELCRO TOP, DRIVER - 32.5" X 86" - AA9 - MAUVE |
| 6   | 077591-07-AA8 | EA  | CURTAIN-VELCRO TOP, PASS. - 32.5" X 86" - AA8 - BLUE   |
| 6   | 077591-07-AA9 | EA  | CURTAIN-VELCRO TOP, PASS. - 32.5" X 86" - AA9 - MAUVE  |
|     | 073280-23-AA3 | EA  | TIEBACK-CURTAIN, 3" X 18" - AA8 - BLUE                 |
|     | 073280-23-AA4 | EA  | TIEBACK-CURTAIN, 3" X 18" - AA9 - MAUVE                |
| 7   | M81977-52-AA8 | EA  | VALANCE-WINDOW W/WOOD TRIM, 58.5" WIDE - AA8 - BLUE    |
| 7   | M81977-52-AA9 | EA  | VALANCE-WINDOW W/WOOD TRIM, 58.5" WIDE - AA9 - MAUVE   |
| 7   | 089058-73-AA8 | EA  | LEG-WINDOW, REAR SIDE - 31.5" TALL - AA8 - BLUE        |
| 7   | 089058-73-AA9 | EA  | LEG-WINDOW, REAR SIDE - 31.5" TALL - AA9 - MAUVE       |
| 7   | 089058-74-AA8 | EA  | LEG-WINDOW, FRONT SIDE - 31.5" TALL - AA8 - BLUE       |
| 7   | 089058-74-AA9 | EA  | LEG-WINDOW, FRONT SIDE - 31.5" TALL - AA9 - MAUVE      |
| 7   | 086335-05-AA8 | EA  | BLIND-PLEATED, 51" X 32" DROP - AA8 - BLUE             |
| 7   | 086335-05-AA9 | EA  | BLIND-PLEATED, 51" X 32" DROP - AA9 - MAUVE            |
| 8   | M81977-54-AA8 | EA  | VALANCE-WINDOW W/WOOD TRIM - 30.5" WIDE - AA8 - BLUE   |
| 8   | M81977-54-AA9 | EA  | VALANCE-WINDOW W/WOOD TRIM, 30.5" WIDE - AA9 - MAUVE   |
| 8   | 086335-02-AA3 | EA  | BLIND-PLEATED, 28" X 21.5" DROP - AA8 - BLUE           |
| 8   | 086335-02-AA9 | EA  | BLIND-PLEATED, 28" X 21.5" DROP - AA9 - MAUVE          |

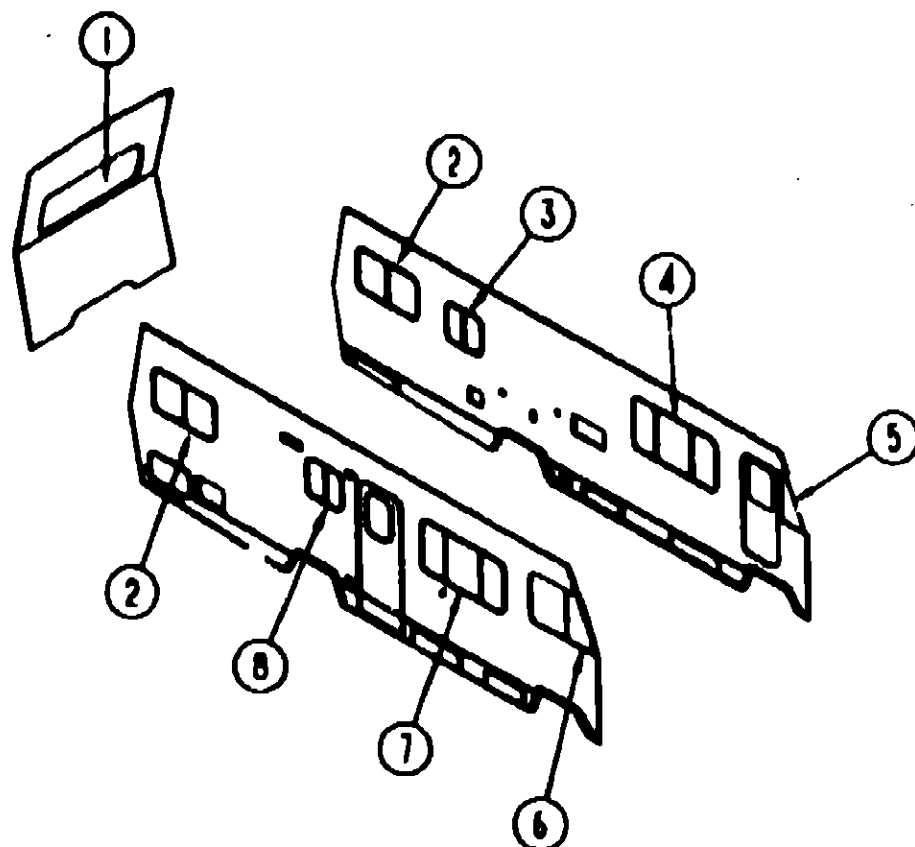
TABLE OF CONTENTS

|              |             |
|--------------|-------------|
| INTRODUCTION | A-01 - A-04 |
| WCF22EC      | A-05 - D-14 |
| WCF27EU      | D-15 - H-14 |

1990 WCF27EU INDEX

|                                |             |
|--------------------------------|-------------|
| FLOOR PLAN                     | D-15 - D-16 |
| ACCESSORIES                    | D-17 - D-20 |
| BATH                           | D-21 - D-24 |
| BEDROOM                        | E-01 - E-02 |
| CHASSIS                        | E-03 - E-06 |
| C C & PAD                      | E-07 - E-14 |
| DINETTE                        | E-15 - E-18 |
| DRIVERS                        | E-17 - E-20 |
| ELECTRICAL                     | E-21 - F-02 |
| EXTERIOR BODY                  | F-03 - F-08 |
| GALLEY                         | F-10 - F-16 |
| HEATING & A/C                  | F-17 - F-23 |
| INTERIOR FINISH                | F-24 - G-01 |
| LABEL                          | G-02        |
| LP                             | G-03        |
| LOUNGE                         | G-04 - G-08 |
| SEALANTS & FASTENERS           | G-07 - G-08 |
| WATER & SEWAGE                 | G-09 - G-12 |
| WINDOW, VENT AND EXTERIOR DOOR | G-13 - H-14 |

CURTAIN, CUSHION & PAD GROUP (CONTINUED)



| KEY PART NUMBER | U/M | DESCRIPTION   |
|-----------------|-----|---|
| 1 089194-07-A93 | EA  | VALANCE-WINDOW W/WOOD TRIM, 72.5" WIDE - AA8 - BLUE           |
| 1 089194-07-A94 | EA  | VALANCE-WINDOW W/WOOD TRIM, 72.5" WIDE - AA9 - MAUVE          |
| 1 084755-31-AA8 | EA  | SHADE-PULL, 69.25" WIDE - AA8 - BLUE                          |
| 1 084755-31-AA9 | EA  | SHADE-PULL, 69.25" WIDE - AA9 - MAUVE                         |
| 1 083454-25-A93 | EA  | CURTAIN-WINDOW, 27.5" X 15" - SNAP TOP - AA8 - BLUE           |
| 1 083454-25-A94 | EA  | CURTAIN-WINDOW, 27.5" X 15" - SNAP TOP - AA9 - MAUVE          |
| 2 089194-08-A93 | EA  | VALANCE-WINDOW W/WOOD TRIM, 45.5" WIDE - AA8 - BLUE           |
| 2 089194-08-A94 | EA  | VALANCE-WINDOW W/WOOD TRIM, 45.5" WIDE - AA9 - MAUVE          |
| 2 084755-51-AA8 | EA  | SHADE-PULL, 41.25" WIDE - AA8 - BLUE                          |
| 2 084755-51-AA9 | EA  | SHADE-PULL, 41.25" WIDE - AA9 - MAUVE                         |
| 2 083454-25-A93 | EA  | CURTAIN-WINDOW, 27.5" X 15" - SNAP TOP - AA8 - BLUE           |
| 2 083454-25-A94 | EA  | CURTAIN-WINDOW, 27.5" X 15" - SNAP TOP - AA9 - MAUVE          |
| 3 M81977-53-AA8 | EA  | VALANCE-WINDOW W/WOOD TRIM, 34.5" WIDE - AA8 - BLUE           |
| 3 089194-17-A93 | EA  | VALANCE-WINDOW W/WOOD TRIM, 21.5" WIDE - AA8 - BLUE           |
| 3 089194-17-A94 | EA  | VALANCE-WINDOW W/WOOD TRIM, 21.5" WIDE - AA9 - MAUVE          |
| 3 086335-28-A93 | EA  | BLIND-PLEATED, 18.5" X 24.5" DROP - AA8 - BLUE                |
| 3 086335-28-A94 | EA  | BLIND-PLEATED, 18.5" X 24.5" DROP - AA9 - MAUVE               |
| 4 089194-15-A93 | EA  | VALANCE-WINDOW, W/WOOD TRIM - 65.5" WIDE - AA8 - BLUE         |
| 4 089194-15-A99 | EA  | VALANCE-WINDOW, W/WOOD TRIM - 65.5" WIDE - AA9 - MAUVE        |
| 4 083454-11-Y07 | EA  | CURTAIN-WINDOW, 32" X 15" - SNAP TOP - AA8 - BLUE             |
| 4 083454-11-A94 | EA  | CURTAIN-WINDOW, 32" X 15" - SNAP TOP - AA9 - MAUVE            |
| 4 086335-04-AA3 | EA  | BLIND-PLEATED, 58" X 32" DROP - AA8 - BLUE                    |
| 4 086335-04-AA4 | EA  | BLIND-PLEATED, 58" X 32" DROP - AA9 - MAUVE                   |
| 5 077591-08-AA8 | EA  | CURTAIN-VELCRO TOP, DRIVER - 32.5" X 86" - AA8 - BLUE         |
| 5 077591-08-AA9 | EA  | CURTAIN-VELCRO TOP, DRIVER - 32.5" X 86" - AA9 - MAUVE        |
| 6 077591-07-AA8 | EA  | CURTAIN-VELCRO TOP, PASS. - 32.5" X 86" - AA8 - BLUE          |
| 6 077591-07-AA9 | EA  | CURTAIN-VELCRO TOP, PASS. - 32.5" X 86" - AA9 - MAUVE         |
| 073280-23-AA3   | EA  | TIEBACK-CURTAIN, 3" X 18" - AA8 - BLUE                        |
| 073280-23-AA4   | EA  | TIEBACK-CURTAIN, 3" X 18" - AA9 - MAUVE                       |
| 083452-01-Y15   | EA  | CURTAIN-SNAP TOP, PASSENGER PRIVACY - 48" X 50" - AA8 - BLUE  |
| 083452-01-AA4   | EA  | CURTAIN-SNAP TOP, PASSENGER PRIVACY - 48" X 50" - AA9 - MAUVE |
| 083452-02-Y15   | EA  | CURTAIN-SNAP TOP, DRIVER PRIVACY - 48" X 50" - AA8 - BLUE     |
| 083452-02-AA4   | EA  | CURTAIN-SNAP TOP, DRIVER PRIVACY - 48" X 50" - AA9 - MAUVE    |
| 7 089194-03-A98 | EA  | VALANCE-WINDOW W/WOOD TRIM, 61" WIDE - AA8 - BLUE             |
| 7 089194-03-A99 | EA  | VALANCE-WINDOW W/WOOD TRIM, 61" WIDE - AA9 - MAUVE            |
| 7 083454-11-Y07 | EA  | CURTAIN-WINDOW, 32" X 15" - SNAP TOP - AA8 - BLUE SKY         |
| 7 083454-11-A94 | EA  | CURTAIN-WINDOW, 32" X 15" - SNAP TOP - AA9 - MAUVE            |
| 7 086335-04-AA3 | EA  | BLIND-PLEATED, 58" X 32" DROP - AA8 - BLUE                    |
| 7 086335-04-AA4 | EA  | BLIND-PLEATED, 58" X 32" DROP - AA9 - MAUVE                   |
| 8 089194-04-A98 | EA  | VALANCE-WINDOW W/WOOD TRIM, 30.5" WIDE - AA8 - BLUE           |
| 8 089194-04-A99 | EA  | VALANCE-WINDOW W/WOOD TRIM, 30.5" WIDE - AA9 - MAUVE          |
| 8 086335-27-A93 | EA  | BLIND-PLEATED, 27" X 18.5" DROP - AA8 - BLUE                  |
| 8 086335-27-A94 | EA  | BLIND-PLEATED, 27" X 18.5" DROP - AA9 - MAUVE                 |

CURTAIN, CUSHION & PAD GROUP (CONTINUED)

WINDOW TREATMENT  
FROM: 10-02-89

TABLE OF CONTENTS

|              |             |
|--------------|-------------|
| INTRODUCTION | A-01 - A-04 |
| WCF22EC      | A-05 - D-14 |
| WCF27EU      | D-15 - H-14 |

1990 WCF27EU INDEX

|                                |             |
|--------------------------------|-------------|
| FLOOR PLAN                     | D-15 - D-16 |
| ACCESSORIES                    | D-17 - D-20 |
| BATH                           | D-21 - D-24 |
| BEDROOM                        | E-01 - E-02 |
| CHASSIS                        | E-03 - E-06 |
| C C & PAD                      | E-07 - E-14 |
| DINETTE                        | E-15 - E-16 |
| DRIVERS                        | E-17 - E-20 |
| ELECTRICAL                     | E-21 - F-02 |
| EXTERIOR BODY                  | F-03 - F-09 |
| GALLEY                         | F-10 - F-16 |
| HEATING & A/C                  | F-17 - F-23 |
| INTERIOR FINISH                | F-24 - G-01 |
| LABEL                          | G-02        |
| LP                             | G-03        |
| LOUNGE                         | G-04 - G-06 |
| SEALANTS & FASTENERS           | G-07 - G-08 |
| WATER & SEWAGE                 | G-09 - G-12 |
| WINDOW, VENT AND EXTERIOR DOOR | G-13 - H-14 |

# CURTAIN, CUSHION & PAD GROUP (CONTINUED)

## SWIVEL CHAIR

| KEY PART NUMBER | U/M | DESCRIPTION  |
|-----------------|-----|--|
| 086345-01-AA8   | EA  | CHAIR-SWIVEL W/O BASE, TOP PLATE OR EXTENSION - AA8 - BLUE<br>FROM: 00-00-00 THRU: 10-01-89  |
| 086345-01-AA9   | EA  | CHAIR-SWIVEL W/O BASE, TOP PLATE OR EXTENSION - AA9 - MAUVE<br>FROM: 00-00-00 THRU: 10-01-89 |
| M86345-01-AA8   | EA  | COVER-SWIVEL CHAIR, AA8 - BLUE   |
| M86345-01-AA9   | EA  | COVER-SWIVEL CHAIR, AA9 - MAUVE  |
| 086345-02-A88   | EA  | CHAIR-SWIVEL W/O TOP PLATE, BASE & EXTENSION - AA8 - BLUE<br>FROM: 10-02-89 THRU: 99-99-99   |
| 086345-02-A89   | EA  | CHAIR-SWIVEL, W/O TOP PLATE, BASE & EXTENSION - AA9 - MAUVE<br>FROM: 10-02-89 THRU: 99-99-99 |
| M86345-02-A88   | EA  | COVER-SWIVEL CHAIR, AA8 - BLUE   |
| M86345-02-A89   | EA  | COVER-SWIVEL CHAIR, AA9 - MAUVE  |
| 086187-04-A88   | EA  | SKIRT-SWIVEL CHAIR, AA8 - BLUE<br>FROM: 10-02-89 THRU: 99-99-99                              |
| 086187-04-A89   | EA  | SKIRT-SWIVEL CHAIR, AA9 - MAUVE<br>FROM: 10-02-89 THRU: 99-99-99                             |
| 086245-01-000   | EA  | BASE-SWIVEL CHAIR W/LEGS   |
| 086245-03-000   | EA  | PLATE-SWIVEL TOP W/O TILT - W/LOCK   |
| 086245-08-000   | EA  | EXTENSION-CHAIR BASE, 7"   |

## PILLOW & MATTRESS

| KEY PART NUMBER | U/M | DESCRIPTION                                       |
|-----------------|-----|---|
| 086388-02-AA8   | EA  | CUSHION-BEDROOM PILLOW, 20" X 30" - AA8 - BLUE    |
| 086388-02-AA9   | EA  | CUSHION-BEDROOM PILLOW, 20" X 30" - AA9 - MAUVE   |
| 083462-05-AA8   | EA  | MATTRESS-QUILTED, 48" X 75" - AA8 - BLUE          |
| 083462-05-AA9   | EA  | MATTRESS-QUILTED, 48" X 75" - AA9 - MAUVE         |
| M83462-05-AA8   | EA  | COVER-MATTRESS, QUILTED - 48" X 75" - AA8 - BLUE  |
| M83462-05-AA9   | EA  | COVER-MATTRESS, QUILTED - 48" X 75" - AA9 - MAUVE |

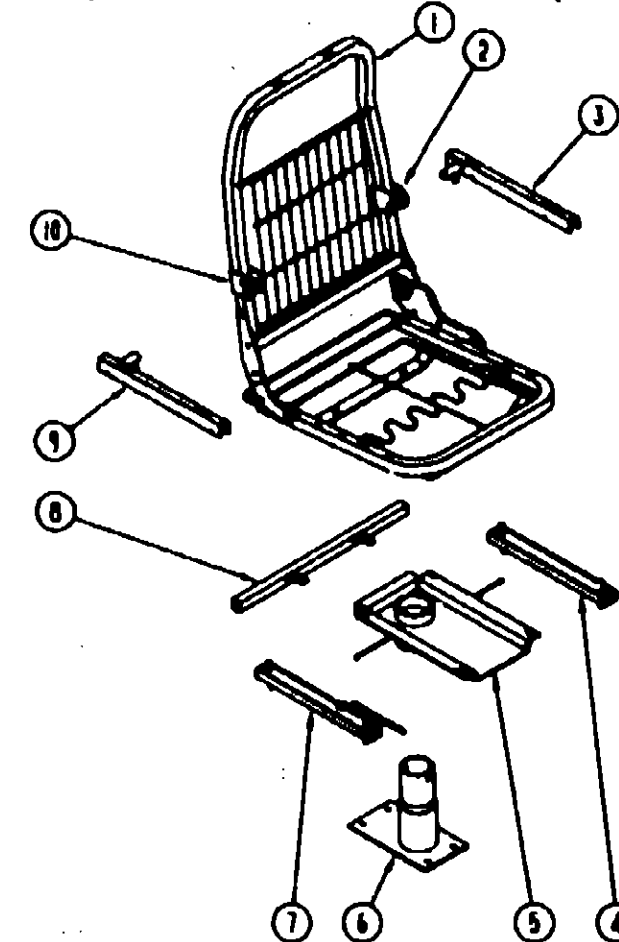
## DINETTE CUSHIONS

| KEY PART NUMBER | U/M | DESCRIPTION  |
|-----------------|-----|--|
| 088927-49-AA3   | EA  | CUSHION-ANGLED BACK, 5" X 13.5" X 38" - AA8 - BLUE<br>FROM: 00-00-00 THRU: 11-26-89  |
| 088927-43-AA3   | EA  | CUSHION-ANGLED BACK, 15" X 38" X 5" - AA8 - BLUE<br>FROM: 11-27-89 THRU: 99-99-99    |
| 088927-49-AA4   | EA  | CUSHION-ANGLED BACK, 5" X 13.5" X 38" - AA9 - MAUVE<br>FROM: 00-00-00 THRU: 11-26-89 |
| 088927-43-AA4   | EA  | CUSHION-ANGLED BACK, 15" X 38" X 5" - AA9 - MAUVE<br>FROM: 11-27-89 THRU: 99-99-99   |
| M88927-49-AA3   | EA  | COVER-ANGLED BACK, 5" X 13.5" X 38" - AA8 - BLUE<br>FROM: 00-00-00 THRU: 11-26-89    |
| M88927-43-AA3   | EA  | COVER-ANGLED BACK, 15" X 38" X 5" - AA8 - BLUE<br>FROM: 11-27-89 THRU: 99-99-99      |
| M88927-49-AA4   | EA  | COVER-ANGLED BACK, 13.5" X 38" - AA9 - MAUVE<br>FROM: 00-00-00 THRU: 11-26-89        |
| M88927-43-AA4   | EA  | COVER-ANGLED BACK, 15" X 38" X 5" - AA9 - MAUVE<br>FROM: 11-27-89 THRU: 99-99-99     |
| 088927-40-AA8   | EA  | CUSHION-SEAT, 5" X 22" X 38" - AA8 - BLUE  |
| 088927-40-AA9   | EA  | CUSHION-SEAT, 5" X 22" X 38" - AA9 - MAUVE   |
| M88927-40-AA8   | EA  | COVER-SEAT CUSHION, 5" X 22" X 38" - AA8 - BLUE                                      |
| M88927-40-AA9   | EA  | COVER-SEAT CUSHION, 5" X 22" X 38" - AA9 - MAUVE                                     |
| 079155-01-000   | EA  | STRAP-BACK CUSHION, SNAP<br>FROM: 00-00-00 THRU: 12-01-89                            |

## BUNK CUSHION

| KEY PART NUMBER | U/M | DESCRIPTION   |
|-----------------|-----|---|
| 079145-04-000   | EA  | CUSHION-BUNK, OVERHEAD - 4" X 34" X 78" - AA8 / AA9       |
| M79145-04-000   | EA  | COVER-BUNK CUSHION, OVERHEAD - 4" X 34" X 78" - AA8 & AA9 |

# CURTAIN, CUSHION & PAD GROUP (CONTINUED)



| KEY PART NUMBER  | U/M | DESCRIPTION  |
|------------------|-----|--|
| 1 M80908-01-000  | EA  | FRAME ASM-SEAT, BACK & SPRING  |
| 086388-04-000    | EA  | FRAME-CABLE, REMOTE SWIVEL   |
| 080730-02-000    | EA  | RECLINER-SEAT BACK, LH   |
| 080731-02-000    | EA  | HINGE-SLAVE, RECLINER, LEFT HAND   |
| 080730-03-700    | EA  | HANDLE KIT-RECLINER  |
| 080730-04-000    | EA  | SCREW-RECLINER HANDLE  |
| 080730-05-000    | EA  | SHIELD-RECLINER  |
| 081362-02-000    | EA  | BRACKET-ARMREST, LEFT HAND   |
| 081288-02-000    | EA  | ROD & CHANNEL-ARMREST, LEFT - METAL  |
| 089246-02-000    | EA  | ADJUSTER-BUCKET SEAT W/O LOCK, FORWARD AND BACK                                    |
| 089585-27-000    | EA  | TOP PLATE-PEDESTAL, BUCKET SEATS<br>FROM: 00-00-00 THRU: 11-05-89                  |
| 5 083481-04-000  | EA  | TOP PLATE-PEDESTAL, BUCKET SEATS W/O SEATBELT BAR<br>FROM: 11-06-89 THRU: 99-99-99 |
| 6 089585-08-000  | EA  | BASE-BUCKET SEAT, BOLTS TO FLOOR - VERTICAL 8"                                     |
| 7 089246-01-000  | EA  | ADJUSTER-BUCKET SEAT W/LOCK, FORWARD AND BACK                                      |
| 8 089585-29-000  | EA  | BAR-SEAT BELT, BUCKET SEATS - 20"  |
| 9 081288-01-000  | EA  | ROD & CHANNEL-ARMREST, RIGHT - METAL   |
| 10 081362-01-000 | EA  | BRACKET-ARMREST, RIGHT HAND  |
| M80903-01-000    | EA  | FRAME-SEAT, SINGLE NOT BEND  |
| 080730-03-700    | EA  | HANDLE KIT-RECLINER  |
| 080730-04-000    | EA  | SCREW-RECLINER HANDLE  |
| 080730-05-000    | EA  | SHIELD-RECLINER  |
| 086388-04-000    | EA  | CABLE CONTROL-REMOTE SWIVEL  |
| 081362-01-000    | EA  | BRACKET-ARMREST, RIGHT HAND  |
| 081362-02-000    | EA  | BRACKET-ARMREST, LEFT HAND   |
| 081288-01-000    | EA  | ROD & CHANNEL-ARMREST, RIGHT - METAL   |
| 081288-02-000    | EA  | ROD & CHANNEL-ARMREST, LEFT - METAL  |
| 081361-01-000    | EA  | ROD-ARMREST, METAL   |
| 089585-27-000    | EA  | TOP PLATE-PEDESTAL, BUCKET SEATS<br>FROM: 00-00-00 THRU: 11-05-89                  |
| 083481-04-000    | EA  | TOP PLATE-PEDESTAL, BUCKET SEATS W/O SEATBELT BAR<br>FROM: 11-06-89 THRU: 99-99-99 |
| 089246-02-000    | EA  | ADJUSTER-BUCKET SEAT W/O LOCK, FORWARD AND BACK                                    |
| 089585-08-000    | EA  | BASE-BUCKET SEAT, BOLTS TO FLOOR - VERTICAL 8"                                     |
| 089246-01-000    | EA  | ADJUSTER-BUCKET SEAT W/LOCK, FORWARD AND BACK                                      |
| 089585-29-000    | EA  | BAR-SEAT BELT, BUCKET SEATS - 20"  |

## TABLE OF CONTENTS

|              |             |
|--------------|-------------|
| INTRODUCTION | A-01 - A-04 |
| WCF22EC      | A-05 - D-14 |
| WCF27EU      | D-15 - H-14 |

## 1989 WCF27EU INDEX

|                      |             |
|----------------------|-------------|
| FLOOR PLAN           | D15 - D-16  |
| ACCESSORIES          | D-17 - D-20 |
| BATH                 | D-21 - D-24 |
| BEDROOM              | E-01 - E-02 |
| CHASSIS              | E-03 - E-06 |
| C C & PAD            | E-07 - E-14 |
| DINETTE              | E-15 - E-16 |
| DRIVERS              | E-17 - E-20 |
| ELECTRICAL           | E-21 - F-02 |
| EXTERIOR BODY        | F-03 - F-06 |
| GALLEY               | F-10 - F-16 |
| HEATING & AC         | F-17 - F-23 |
| INTERIOR FINISH      | F-24 - G-01 |
| LABEL                | G-02        |
| LP                   | G-03        |
| LOUNGE               | G-04 - G-06 |
| SEALANTS & FASTENERS | G-07 - G-08 |
| WATER & SEWAGE       | G-09 - G-12 |
| WINDOW, VENT AND     |             |
| EXTERIOR DOOR        | G-13 - H-14 |

CURTAIN, CUSHION & PAD GROUP (CONTINUED)

ONETTE BACKREST PADS

| KEY PART NUMBER               | U/M | DESCRIPTION                     |
|-------------------------------|-----|---------------------------------|
| 081519-01-X75                 | EA  | PAD-FRONT BACKREST, AA8 - BLUE  |
| 081519-10-AA3                 | EA  | PAD-FRONT BACKREST, AA8 - BLUE  |
| 081519-01-AA9                 | EA  | PAD-FRONT BACKREST, AA8 - MAUVE |
| 081519-10-AA4                 | EA  | PAD-FRONT BACKREST, AA9 - MAUVE |
| 081519-02-X75                 | EA  | PAD-REAR BACKREST, AA8 - BLUE   |
| 081519-11-AA3                 | EA  | PAD-REAR BACKREST, AA8 - BLUE   |
| 081519-02-AA9                 | EA  | PAD-REAR BACKREST, AA9 - MAUVE  |
| 081519-11-AA4                 | EA  | PAD-REAR BACKREST, AA9 - MAUVE  |
| FROM: 00-00-00 THRU: 10-01-89 |     |                                 |
| FROM: 10-02-89 THRU: 99-99-99 |     |                                 |

FABRIC

| KEY PART NUMBER               | U/M | DESCRIPTION                                       |
|-------------------------------|-----|---|
| 088274-33-000                 | YD  | FABRIC-VALANCE/UPHOLSTERY, 54" WIDE - AA8 - BLUE  |
| 088008-25-000                 | YD  | FABRIC-VALANCE/UPHOLSTERY, 54" WIDE - AA9 - MAUVE |
| 088008-03-000                 | YD  | FABRIC-VALANCE/UPHOLSTERY, 54" WIDE - AA8 - BLUE  |
| 088008-04-000                 | YD  | FABRIC-VALANCE/UPHOLSTERY, 54" WIDE - AA9 - MAUVE |
| 088274-33-000                 | YD  | FABRIC-VALANCE/UPHOLSTERY, 54" WIDE - AA8 - BLUE  |
| 088008-04-000                 | YD  | FABRIC-VALANCE/UPHOLSTERY, 54" WIDE - AA9 - MAUVE |
| 088008-03-000                 | YD  | FABRIC-VALANCE/UPHOLSTERY, 54" WIDE - AA8 - BLUE  |
| 088008-25-000                 | YD  | FABRIC-VALANCE/UPHOLSTERY, 54" WIDE - AA9 - MAUVE |
| 072333-61-000                 | YD  | FABRIC-CURTAIN & SHADE, 54" WIDE - AA8 - BLUE     |
| 072333-71-000                 | YD  | FABRIC-CURTAIN, 54" WIDE - AA9 - MAUVE            |
| 088274-33-000                 | YD  | FABRIC-VALANCE/UPHOLSTERY, 54" WIDE - AA8 - BLUE  |
| 088008-04-000                 | YD  | FABRIC-VALANCE/UPHOLSTERY, 54" WIDE - AA9 - MAUVE |
| 088008-03-000                 | YD  | FABRIC-VALANCE/UPHOLSTERY, 54" WIDE - AA8 - BLUE  |
| 088008-25-000                 | YD  | FABRIC-VALANCE/UPHOLSTERY, 54" WIDE - AA9 - MAUVE |
| 078880-08-000                 | YD  | VINYL FABRIC-CUSHION, 54" WIDE - OFF WHITE        |
| 088008-03-000                 | YD  | FABRIC-VALANCE/UPHOLSTERY, 54" WIDE - AA8 - BLUE  |
| 088008-04-000                 | YD  | FABRIC-VALANCE/UPHOLSTERY, 54" WIDE - AA9 - MAUVE |
| 088274-33-000                 | YD  | FABRIC-VALANCE/UPHOLSTERY, 54" WIDE - AA8 - BLUE  |
| 088008-04-000                 | YD  | FABRIC-VALANCE/UPHOLSTERY, 54" WIDE - AA9 - MAUVE |
| 088008-03-000                 | YD  | FABRIC-VALANCE/UPHOLSTERY, 54" WIDE - AA8 - BLUE  |
| 088008-25-000                 | YD  | FABRIC-VALANCE/UPHOLSTERY, 54" WIDE - AA9 - MAUVE |
| 088273-33-000                 | YD  | FABRIC-WINDOW & BEDSPREAD, 54" WIDE - AA8 - BLUE  |
| 088273-34-000                 | YD  | FABRIC-WINDOW & BEDSPREAD, 54" WIDE - AA9 - MAUVE |
| 072333-61-000                 | YD  | FABRIC-CURTAIN & SHADE, 54" WIDE - AA8 - BLUE     |
| 084416-21-000                 | YD  | FABRIC-CURTAIN & SHADE, 54" WIDE - AA9 - MAUVE    |
| 088273-33-000                 | YD  | FABRIC-WINDOW & BEDSPREAD, 54" WIDE - AA8 - BLUE  |
| 088273-34-000                 | YD  | FABRIC-WINDOW & BEDSPREAD, 54" WIDE - AA9 - MAUVE |
| 088273-33-000                 | YD  | FABRIC-WINDOW & BEDSPREAD, 54" WIDE - AA8 - BLUE  |
| 088273-34-000                 | YD  | FABRIC-WINDOW & BEDSPREAD, 54" WIDE - AA9 - MAUVE |
| 088273-33-000                 | YD  | FABRIC-WINDOW & BEDSPREAD, 54" WIDE - AA8 - BLUE  |
| 088273-34-000                 | YD  | FABRIC-WINDOW & BEDSPREAD, 54" WIDE - AA9 - MAUVE |
| 072333-61-000                 | YD  | FABRIC-CURTAIN & SHADE, 54" WIDE - AA8 - BLUE     |
| 084416-21-000                 | YD  | FABRIC-CURTAIN & SHADE, 54" WIDE - AA9 - MAUVE    |
| 088273-33-000                 | YD  | FABRIC-WINDOW & BEDSPREAD, 54" WIDE - AA8 - BLUE  |
| 088273-34-000                 | YD  | FABRIC-WINDOW & BEDSPREAD, 54" WIDE - AA9 - MAUVE |
| 072333-61-000                 | YD  | FABRIC-CURTAIN, 54" WIDE - AA8 - BLUE             |
| 072333-71-000                 | YD  | FABRIC-CURTAIN, 54" WIDE - AA9 - MAUVE            |
| 072333-61-000                 | YD  | FABRIC-CURTAIN, 54" WIDE - AA8 - BLUE             |
| 072333-71-000                 | YD  | FABRIC-CURTAIN, 54" WIDE - AA9 - MAUVE            |
| FROM: 00-00-00 THRU: 10-01-89 |     |   |

CURTAIN, CUSHION & PAD GROUP (CONTINUED)

BUCKET SEATS

| KEY PART NUMBER | U/M | DESCRIPTION   |
|-----------------|-----|---|
| 083450-01-AA8   | EA  | BUCKET SEAT-DRIVER/PASSENGER, NO HEADREST - AA8 - BLUE  |
| 083450-01-AA9   | EA  | BUCKET SEAT-DRIVER/PASSENGER, NO HEADREST - AA9 - MAUVE |
| M03445-01-AA8   | EA  | COVER-SEAT, BUCKET SEAT - AA8 - BLUE                    |
| M03445-01-AA9   | EA  | COVER-SEAT, BUCKET SEAT - AA9 - MAUVE                   |
| M03445-02-AA8   | EA  | COVER-BACK, BUCKET SEAT - AA8 - BLUE                    |
| M03445-02-AA9   | EA  | COVER-BACK, BUCKET SEAT - AA9 - MAUVE                   |
| M80803-01-000   | EA  | FRAME-SEAT, SINGLE NOT BEND                             |
| 080730-03-700   | EA  | HANDLE KIT-RECLINER                                     |
| 080730-04-000   | EA  | SCREW-RECLINER, HANDLE                                  |
| 080730-05-000   | EA  | SHIELD-RECLINER   |
| 088388-04-000   | EA  | CABLE CONTROL-REMOTE SWIVEL                             |
| 080243-32-Y30   | EA  | ARMREST-BUCKET SEAT, RIGHT HAND - AA8 - BLUE            |
| 080243-32-AA9   | EA  | ARMREST-BUCKET SEAT, RIGHT HAND - AA9 - MAUVE           |
| 080243-33-Y30   | EA  | ARMREST-BUCKET SEAT, LEFT HAND - AA8 - BLUE             |
| 080243-33-AA9   | EA  | ARMREST-BUCKET SEAT, LEFT HAND - AA9 - MAUVE            |
| M80243-32-Y30   | EA  | COVER-ARMREST, BUCKET SEAT - RIGHT HAND - AA8 - BLUE    |
| M80243-32-AA9   | EA  | COVER-ARMREST, BUCKET SEAT - RIGHT HAND - AA9 - MAUVE   |
| M80243-33-Y30   | EA  | COVER-ARMREST, BUCKET SEAT - LEFT HAND - AA8 - BLUE     |
| M80243-33-AA9   | EA  | COVER-ARMREST, BUCKET SEAT - LEFT HAND - AA9 - MAUVE    |
| 081382-01-000   | EA  | BRACKET-ARMREST, RIGHT HAND                             |
| 081382-02-000   | EA  | BRACKET-ARMREST, LEFT HAND                              |
| 081288-01-000   | EA  | ROD & CHANNEL-ARMREST, RIGHT - METAL                    |
| 081288-02-000   | EA  | ROD & CHANNEL-ARMREST, LEFT - METAL                     |
| 081381-01-000   | EA  | ROD-ARMREST, METAL                                      |
| 088585-27-000   | EA  | TOP PLATE-PEDESTAL, BUCKET SEATS                        |

FROM: 00-00-00 THRU: 11-05-89

083481-04-000 EA TOP PLATE-PEDESTAL, BUCKET SEATS W/O SEATBELT BAR

FROM: 11-06-89 THRU: 99-99-99

|                               |    |   |
|-------------------------------|----|---|
| 088248-01-000                 | EA | ADJUSTER-BUCKET SEAT W/LOCK, FORWARD AND BACK         |
| 088248-02-000                 | EA | ADJUSTER-BUCKET SEAT W/O LOCK, FORWARD AND BACK       |
| 088585-29-000                 | EA | BAR-SEAT BELT, BUCKET SEATS - 20"                     |
| 071128-24-X75                 | EA | SKIRT-BUCKET SEAT, DRIVER AND PASSENGER - AA8 - BLUE  |
| FROM: 11-06-89 THRU: 99-99-99 |    |   |
| 071128-24-AA9                 | EA | SKIRT-BUCKET SEAT, DRIVER AND PASSENGER - AA9 - MAUVE |
| FROM: 11-06-89 THRU: 99-99-99 |    |   |
| 088585-08-000                 | EA | BASE-BUCKET SEAT, BOLTS TO FLOOR - VERTICAL 8"        |

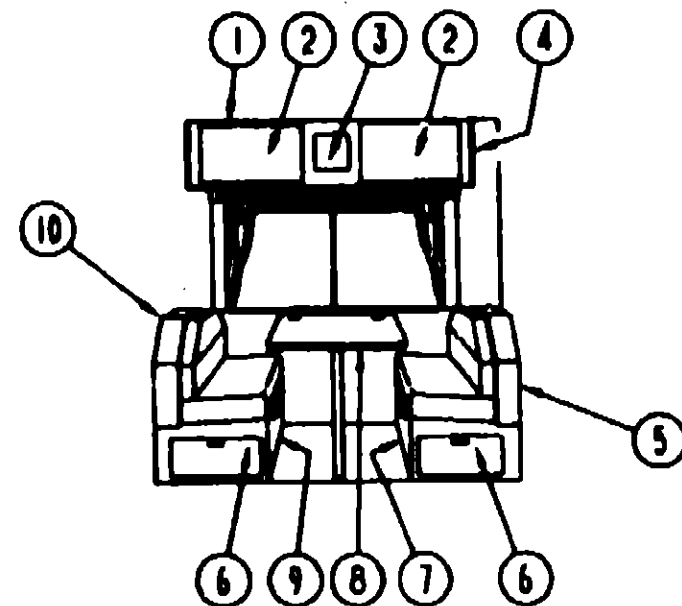
TABLE OF CONTENTS

|              |             |
|--------------|-------------|
| INTRODUCTION | A-01 - A-04 |
| WCF22EC      | A-05 - D-14 |
| WCF27EU      | D-15 - H-14 |

1989 WCF27EU INDEX

|                                |             |
|--------------------------------|-------------|
| FLOOR PLAN                     | D15 - D-18  |
| ACCESSORIES                    | D-17 - D-20 |
| BATH                           | D-21 - D-24 |
| BEDROOM                        | E-01 - E-02 |
| CHASSIS                        | E-03 - E-08 |
| C C & PAD                      | E-07 - E-14 |
| ONETTE                         | E-15 - E-18 |
| DRIVERS                        | E-17 - E-20 |
| ELECTRICAL                     | E-21 - F-02 |
| EXTERIOR BODY                  | F-03 - F-09 |
| GALLEY                         | F-10 - F-16 |
| HEATING & A/C                  | F-17 - F-23 |
| INTERIOR FINISH                | F-24 - G-01 |
| LABEL                          | G-02        |
| LP                             | G-03        |
| LOUNGE                         | G-04 - G-08 |
| SEALANTS & FASTENERS           | G-07 - G-08 |
| WATER & SEWAGE                 | G-09 - G-12 |
| WINDOW, VENT AND EXTERIOR DOOR | G-13 - H-14 |

# DINETTE GROUP



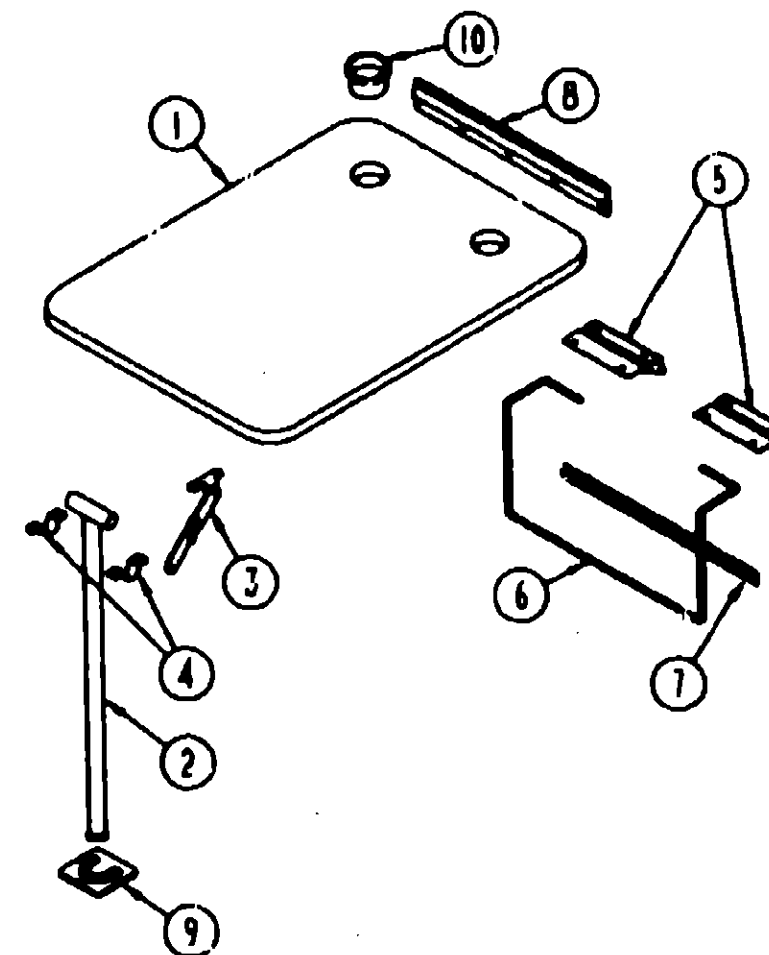
## OVERHEAD CABINET W/ LIGHT, SPEAKER & RECEPTACLE

| KEY PART NUMBER  | U/M | DESCRIPTION   |
|------------------|-----|---|
| 1 M85785-01-AA8  | EA  | CABINET-OVERHEAD  |
| 2 M88852-35-AA8  | EA  | DOOR-OVERHEAD CABINET, W/O HARDWARE - 12" X 26"           |
|                  |     | FROM: 00-00-00 THRU: 10-01-89                             |
| 2 M88852-35-A93  | EA  | DOOR-OVERHEAD CABINET, W/O HARDWARE - 12" X 26"           |
|                  |     | FROM: 10-02-89 THRU: 99-99-99                             |
| 3 084087-01-000  | EA  | SPEAKER-RADIO, W/O GRILLE - 5.25" DIA - AUDIOVOX 110C3030 |
| 074879-01-000    | EA  | SHIELD-SPEAKER, BACK - MOLDED PLASTIC - BEIGE             |
| 3 088940-01-000  | EA  | GRILLE-SPEAKER, 6.5" SQUARE                               |
| M04074-11-AA8    | EA  | FACE-OVERHEAD CABINET                                     |
| 4 084680-01-AA8  | EA  | CAP-END, FRONT OVERHEAD CABINET                           |
| 5 M03079-03-AA8  | EA  | CABINET-FRONT SEATBACK                                    |
| 6 M88852-49-AA8  | EA  | DOOR-CABINET W/O HARDWARE - 25.4" X 20.5"                 |
|                  |     | FROM: 00-00-00 THRU: 11-26-89                             |
| 6 M88852-49-A93  | EA  | DOOR-CABINET W/O HARDWARE - 15.7" X 20.5"                 |
|                  |     | FROM: 11-27-89 THRU: 99-99-99                             |
| 7 M03079-03-AA8  | EA  | CABINET-FRONT SEATBASE                                    |
| 8 M02115-09-AA8  | EA  | TABLE-DINETTE, W/O EDGE BAND - AA8 - BLUE                 |
| 8 M02115-09-AA9  | EA  | TABLE-DINETTE, W/O EDGE BAND - AA9 - MAUVE                |
| 9 M03079-02-AA8  | EA  | CABINET-REAR SEATBASE                                     |
| 10 M03079-02-AA8 | EA  | CABINET-REAR SEATBACK                                     |

## DINETTE BACKREST PADS

| KEY PART NUMBER | U/M | DESCRIPTION                     |
|-----------------|-----|---------------------------------|
| 081519-01-X75   | EA  | PAD-FRONT BACKREST, AA8 - BLUE  |
| 081519-10-AA3   | EA  | PAD-FRONT BACKREST, AA8 - BLUE  |
| 081519-01-AA9   | EA  | PAD-FRONT BACKREST, AA9 - MAUVE |
| 081519-10-AA4   | EA  | PAD-FRONT BACKREST, AA9 - MAUVE |
| 081519-02-X75   | EA  | PAD-REAR BACKREST, AA8 - BLUE   |
| 081519-11-AA3   | EA  | PAD-REAR BACKREST, AA8 - BLUE   |
| 081519-02-AA9   | EA  | PAD-REAR BACKREST, AA9 - MAUVE  |
| 081519-11-AA4   | EA  | PAD-REAR BACKREST, AA9 - MAUVE  |
|                 |     | FROM: 00-00-00 THRU: 10-01-89   |
|                 |     | FROM: 10-02-89 THRU: 99-99-99   |

# DINETTE GROUP (CONTINUED)



## DINETTE TABLE & COMPONENTS

| KEY PART NUMBER  | U/M | DESCRIPTION   |
|------------------|-----|---|
| M02115-09-AA8    | EA  | TABLE-DINETTE, W/O EDGE BAND - AA8 - BLUE                 |
| M02115-09-AA9    | EA  | TABLE-DINETTE, W/O EDGE BAND - AA9 - MAUVE                |
| 078325-24-000    | FT  | MOLDING-EDGE BAND, 1 5/16" WIDE - WOODGRAIN               |
| 000687-10-120    | EA  | SCREW, 10-12X.75 PPH TAN                                  |
| 004354-01-000    | EA  | BUMPER-CABINET DOOR, RUBBER - BROWN                       |
| 2 024278-17-000  | EA  | LEG-TABLE, TAN  |
|                  |     | FROM: 00-00-00 THRU: 01-01-90                             |
| 2 024278-21-000  | EA  | LEG-TABLE, BEIGE  |
|                  |     | FROM: 01-02-90 THRU: 99-99-99                             |
| 3 024282-01-000  | EA  | BRACE-TABLE LEG, HINGED                                   |
| 024283-01-000    | EA  | CLIP-LEG, 1" X 1.125" OD - BLACK                          |
| 4 084050-02-000  | EA  | CLAMP-CADDLE, LEG HINGE - TAN                             |
|                  |     | FROM: 00-00-00 THRU: 01-01-90                             |
| 4 084050-03-000  | EA  | CLAMP-SADDLE, LEG HINGE - TAN                             |
|                  |     | FROM: 01-02-90 THRU: 99-99-99                             |
| 5 088410-01-000  | EA  | BRACKET-LIFT, TABLE MOUNTED - BEIGE                       |
| 6 024275-05-000  | EA  | ROD-TABLE LIFT, 6" X 23.5" - BEIGE                        |
| 7 024281-07-000  | EA  | BRACKET-LIFT ROD, LOWER WALL MOUNTED - 22.12" - BEIGE     |
| 8 053200-05-000  | EA  | BRACKET-TABLE SUPPORT, UPPER WALL MOUNTED - 23.5" - BEIGE |
| 9 049483-07-000  | EA  | CATCH-TABLE LEG, FLOOR MOUNTED - TAN                      |
|                  |     | FROM: 01-02-80 THRU: 01-01-90                             |
| 9 049483-10-000  | EA  | CATCH-TABLE LEG, FLOOR MOUNTED - BEIGE                    |
|                  |     | FROM: 01-02-90 THRU: 99-99-99                             |
| 10 064781-05-000 | EA  | HOLDER-CUP, TWO STEP - BEIGE                              |

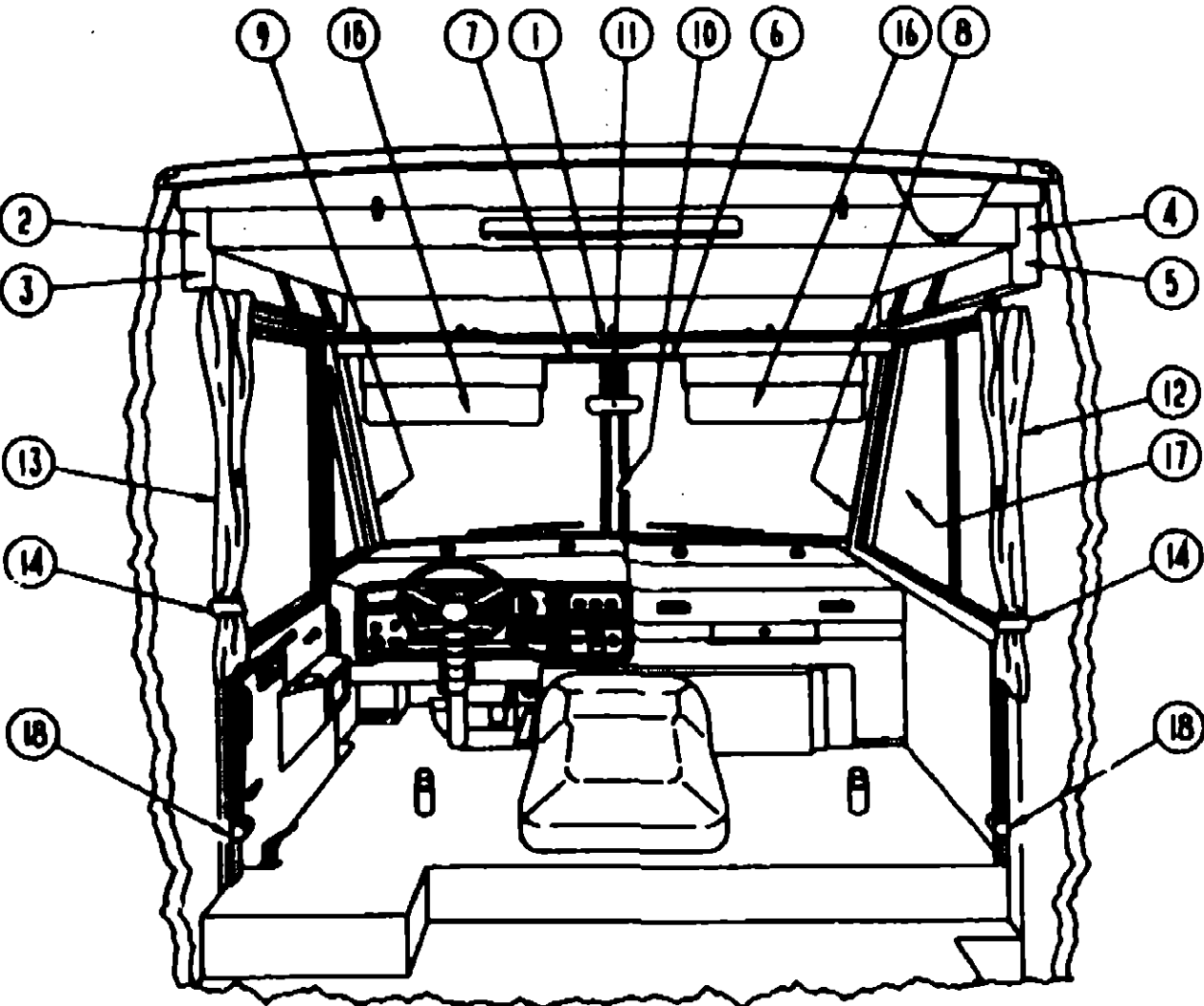
## TABLE OF CONTENTS

|              |             |
|--------------|-------------|
| INTRODUCTION | A-01 - A-04 |
| WCF22EC      | A-05 - D-14 |
| WCF27EU      | D-15 - H-14 |

## 1980 WCF27EU INDEX

|                      |             |
|----------------------|-------------|
| FLOOR PLAN           | D15 - D-16  |
| ACCESSORIES          | D-17 - D-20 |
| BATH                 | D-21 - D-24 |
| BEDROOM              | E-01 - E-02 |
| CHASSIS              | E-03 - E-08 |
| C C & PAD            | E-07 - E-14 |
| DINETTE              | E-15 - E-18 |
| DRIVERS              | E-17 - E-20 |
| ELECTRICAL           | E-21 - F-02 |
| EXTERIOR BODY        | F-03 - F-08 |
| GALLEY               | F-10 - F-18 |
| HEATING & AC         | F-17 - F-23 |
| INTERIOR FINISH      | F-24 - G-01 |
| LABEL                | G-02        |
| LP                   | G-03        |
| LOUNGE               | G-04 - G-06 |
| SEALANTS & FASTENERS | G-07 - G-08 |
| WATER & SEWAGE       | G-09 - G-12 |
| WINDOW, VENT AND     |             |
| EXTERIOR DOOR        | G-13 - H-14 |

DRIVERS COMPARTMENT GROUP



| KEY PART NUMBER  | DESCRIPTION   |
|------------------|---|
| 1 08280-01-000   | EA LIGHT-SURFACE MOUNT, 12V - JENSEN 1236                                 |
| 08280-01-700     | EA BULB-SURFACE MOUNT LIGHT, 12V - 6W                                     |
| 081105-01-AA8    | EA TRIM-HEADER, ROUTED/SHAPED WOOD - 1.7' X 83.75"                        |
| 2 080855-04-000  | EA TRIM-DRIVER OVERHEAD SIDE, UPPER PIECE - PLASTIC 8.3" X 37.56" - BEIGE |
| 080855-04-000    | EA TRIM-DRIVER OVERHEAD SIDE, LOWER PIECE - PLASTIC 2.1" X 36.25" - BEIGE |
| 3 080855-03-000  | EA TRIM-PASS, OVERHEAD SIDE, UPPER PIECE - PLASTIC 8.3" X 37.56" - BEIGE  |
| 080855-03-000    | EA TRIM-PASS, OVERHEAD SIDE, LOWER PIECE - PLASTIC 2.1" X 36.25" - BEIGE  |
| 4 078579-01-000  | EA TRIM-WINDSHIELD, UPPER PASSENGER SIDE - PLASTIC - BEIGE                |
| 5 078579-02-000  | EA TRIM-WINDSHIELD, UPPER DRIVERS SIDE - PLASTIC - BEIGE                  |
| 6 079208-01-000  | EA TRIM POST-WINDSHIELD, PASSENGER CORNER - METAL - BEIGE                 |
| 7 079208-02-000  | EA TRIM POST-WINDSHIELD, DRIVER CORNER - METAL - BEIGE                    |
| 8 079785-01-000  | EA TRIM-CENTER WINDSHIELD, PLASTIC - BEIGE                                |
| 9 040714-01-700  | EA MIRROR-REAR VIEW W/ARM MOUNT & SET SCREW - GM # 911722                 |
| 094098-04-01A    | EA COVER-ROLL BAR, U-SHAPED PLASTIC CHANNEL-BEIGE-24.5"                   |
| 094098-05-01A    | EA COVER-ROLL BAR, U-SHAPED PLASTIC CHANNEL-BEIGE-28.5"                   |
| 10 077591-07-AA8 | EA CURTAIN-VELCRO TOP, PASS. - 32.5" X 86" - AA8 - BLUE                   |
| 11 077591-07-AA9 | EA CURTAIN-VELCRO TOP, PASS. - 32.5" X 86" - AA9 - MAUVE                  |
| 12 077591-08-AA8 | EA CURTAIN-VELCRO TOP, DRIVER - 32.5" X 86" - AA8 - BLUE                  |
| 13 077591-08-AA9 | EA CURTAIN-VELCRO TOP, DRIVER - 32.5" X 86" - AA9 - MAUVE                 |
| 14 073280-23-AA3 | EA TIEBACK-CURTAIN, 3" X 18" - AA8 - BLUE                                 |
| 15 073280-23-AA4 | EA TIEBACK-CURTAIN, 3" X 18" - AA9 - MAUVE                                |
| 16 082288-01-U04 | EA SUNVISOR-DRIVERS   |
| 17 082288-03-U04 | EA SUNVISOR-PASSENGER, W/MIRROR   |
|                  | REPLACED BY 082288-01-U04, SAME AS DRIVERS                                |
|                  | FROM: 00-00-00 THRU: 09-10-89   |
| 083153-01-000    | EA MIRROR-SUNVISOR, 3.5" X 7"   |
| 007211-01-000    | EA HINGE-SUNVISOR   |
| 074012-01-000    | EA CLIP-SUNVISOR, SQUARE - PINCH ON                                       |
| 075233-01-000    | SY PAD-SUNVISOR, 3/8" X 6" WIDE   |
| 085708-01-000    | EA MOUNT-SUNVISOR, CLIP TYPE - BLACK                                      |
| 086259-01-000    | EA LABEL-SAFETY CHECK LIST  |
| 17 082057-01-U04 | EA WINDOW-PASSENGER, SLANTED SLIDER W/O INSIDE FRAME                      |
| 082056-C1-U04    | EA FRAME-WINDOW, INSIDE PASSENGER W/SCREEN - BEIGE                        |
|                  | FROM: 00-00-00 THRU: 10-01-89   |
| 082056-01-AB1    | EA FRAME-WINDOW, INSIDE PASSENGER W/SCREEN - BLACK                        |
|                  | FROM: 10-02-89 THRU: 99-99-99   |
| 082057-02-U04    | EA WINDOW-DRIVER, SLANT SLIDER W/O INSIDE FRAME                           |
| 082056-02-U04    | EA FRAME-INSIDE WINDOW, DRIVER W/SCREEN - BEIGE                           |
|                  | FROM: 00-00-00 THRU: 10-01-89   |
| 082056-02-AB1    | EA FRAME-INSIDE WINDOW, DRIVER W/SCREEN - BLACK                           |
|                  | FROM: 10-02-89 THRU: 99-99-99   |
| 18 091980-01-01A | EA SEAT BELT-SHOULDER HARNESS - DRIVERS/PASSENGERS - BLACK                |
| 091980-02-01A    | EA BRACKET-DRIVERS SEAT BELT, FLOOR MOUNT                                 |
| 024700-21-000    | EA COVER-SEATBELT MOUNT, CEILING TO FLOOR U-SHAPED PLASTIC - BEIGE        |

| KEY PART NUMBER | DESCRIPTION  |
|-----------------|--|
| 094798-01-000   | EA CLUSTER-INSTRUMENT PANEL, KILOMETERS - GAS - GM# 25088535 |
|                 | CHECK GM 25088535  |
| 082878-02-000   | EA CIRCUIT BREAKER-20 AMP, 12 VOLT                           |

| KEY PART NUMBER | DESCRIPTION   |
|-----------------|---|
| 085268-01-Y24   | EA HEADREST -BUCKET SEAT, W/O GROMMETS - AA8 - BLUE     |
| 085268-01-AA9   | EA HEADREST ASM-BUCKET SEAT, W/O GROMMETS - AA9 - MAUVE |
| M85268-01-Y24   | EA COVER ASM-HEADREST, BUCKET SEAT - AA8 - BLUE         |
| M85268-01-AA9   | EA COVER ASM-HEADREST, BUCKET SEAT - AA9 - MAUVE        |
| 091313-01-000   | EA GROMMET-HEADREST                                     |

| KEY PART NUMBER | DESCRIPTION  |
|-----------------|--|
| 094798-01-000   | EA CLUSTER-INSTRUMENT PANEL, KILOMETERS - GAS - GM# 25088535 |
| M01113-40-Y10   | EA DASH ASM-W/RADIO, DIESEL                                  |
|                 | AFTER 11/09/89 THE DASH DID NOT HAVE TO BE CHANGED.          |
| 047338-03-000   | EA ISOLATOR-DUAL BATTERY, 70 AMP                             |
| 086296-11-000   | EA BEZEL-INSTRUMENT PANEL, BLACK                             |

DRIVERS COMPARTMENT GROUP (CONTINUED)

| KEY PART NUMBER  | DESCRIPTION   |
|------------------|---|
| 08280-01-000     | EA LIGHT-SURFACE MOUNT, 12V - JENSEN 1236                                 |
| 08280-01-700     | EA BULB-SURFACE MOUNT LIGHT, 12V - 6W                                     |
| 081105-01-AA8    | EA TRIM-HEADER, ROUTED/SHAPED WOOD - 1.7' X 83.75"                        |
| 2 080855-04-000  | EA TRIM-DRIVER OVERHEAD SIDE, UPPER PIECE - PLASTIC 8.3" X 37.56" - BEIGE |
| 080855-04-000    | EA TRIM-DRIVER OVERHEAD SIDE, LOWER PIECE - PLASTIC 2.1" X 36.25" - BEIGE |
| 3 080855-03-000  | EA TRIM-PASS, OVERHEAD SIDE, UPPER PIECE - PLASTIC 8.3" X 37.56" - BEIGE  |
| 080855-03-000    | EA TRIM-PASS, OVERHEAD SIDE, LOWER PIECE - PLASTIC 2.1" X 36.25" - BEIGE  |
| 4 078579-01-000  | EA TRIM-WINDSHIELD, UPPER PASSENGER SIDE - PLASTIC - BEIGE                |
| 5 078579-02-000  | EA TRIM-WINDSHIELD, UPPER DRIVERS SIDE - PLASTIC - BEIGE                  |
| 6 079208-01-000  | EA TRIM POST-WINDSHIELD, PASSENGER CORNER - METAL - BEIGE                 |
| 7 079208-02-000  | EA TRIM POST-WINDSHIELD, DRIVER CORNER - METAL - BEIGE                    |
| 8 079785-01-000  | EA TRIM-CENTER WINDSHIELD, PLASTIC - BEIGE                                |
| 9 040714-01-700  | EA MIRROR-REAR VIEW W/ARM MOUNT & SET SCREW - GM # 911722                 |
| 094098-04-01A    | EA COVER-ROLL BAR, U-SHAPED PLASTIC CHANNEL-BEIGE-24.5"                   |
| 094098-05-01A    | EA COVER-ROLL BAR, U-SHAPED PLASTIC CHANNEL-BEIGE-28.5"                   |
| 10 077591-07-AA8 | EA CURTAIN-VELCRO TOP, PASS. - 32.5" X 86" - AA8 - BLUE                   |
| 11 077591-07-AA9 | EA CURTAIN-VELCRO TOP, PASS. - 32.5" X 86" - AA9 - MAUVE                  |
| 12 077591-08-AA8 | EA CURTAIN-VELCRO TOP, DRIVER - 32.5" X 86" - AA8 - BLUE                  |
| 13 077591-08-AA9 | EA CURTAIN-VELCRO TOP, DRIVER - 32.5" X 86" - AA9 - MAUVE                 |
| 14 073280-23-AA3 | EA TIEBACK-CURTAIN, 3" X 18" - AA8 - BLUE                                 |
| 15 073280-23-AA4 | EA TIEBACK-CURTAIN, 3" X 18" - AA9 - MAUVE                                |
| 16 082288-01-U04 | EA SUNVISOR-DRIVERS   |
| 17 082288-03-U04 | EA SUNVISOR-PASSENGER, W/MIRROR   |
|                  | REPLACED BY 082288-01-U04, SAME AS DRIVERS                                |
|                  | FROM: 00-00-00 THRU: 09-10-89   |
| 083153-01-000    | EA MIRROR-SUNVISOR, 3.5" X 7"   |
| 007211-01-000    | EA HINGE-SUNVISOR   |
| 074012-01-000    | EA CLIP-SUNVISOR, SQUARE - PINCH ON                                       |
| 075233-01-000    | SY PAD-SUNVISOR, 3/8" X 6" WIDE   |
| 085708-01-000    | EA MOUNT-SUNVISOR, CLIP TYPE - BLACK                                      |
| 086259-01-000    | EA LABEL-SAFETY CHECK LIST  |
| 17 082057-01-U04 | EA WINDOW-PASSENGER, SLANTED SLIDER W/O INSIDE FRAME                      |
| 082056-C1-U04    | EA FRAME-WINDOW, INSIDE PASSENGER W/SCREEN - BEIGE                        |
|                  | FROM: 00-00-00 THRU: 10-01-89   |
| 082056-01-AB1    | EA FRAME-WINDOW, INSIDE PASSENGER W/SCREEN - BLACK                        |
|                  | FROM: 10-02-89 THRU: 99-99-99   |
| 082057-02-U04    | EA WINDOW-DRIVER, SLANT SLIDER W/O INSIDE FRAME                           |
| 082056-02-U04    | EA FRAME-INSIDE WINDOW, DRIVER W/SCREEN - BEIGE                           |
|                  | FROM: 00-00-00 THRU: 10-01-89   |
| 082056-02-AB1    | EA FRAME-INSIDE WINDOW, DRIVER W/SCREEN - BLACK                           |
|                  | FROM: 10-02-89 THRU: 99-99-99   |
| 18 091980-01-01A | EA SEAT BELT-SHOULDER HARNESS - DRIVERS/PASSENGERS - BLACK                |
| 091980-02-01A    | EA BRACKET-DRIVERS SEAT BELT, FLOOR MOUNT                                 |
| 024700-21-000    | EA COVER-SEATBELT MOUNT, CEILING TO FLOOR U-SHAPED PLASTIC - BEIGE        |

CANADIAN EXPORT (OPT 245)

| KEY PART NUMBER | DESCRIPTION  |
|-----------------|--|
| 094798-01-000   | EA CLUSTER-INSTRUMENT PANEL, KILOMETERS - GAS - GM# 25088535 |
|                 | CHECK GM 25088535  |
| 082878-02-000   | EA CIRCUIT BREAKER-20 AMP, 12 VOLT                           |

JAPAN EXPORT (OPT 045)

| KEY PART NUMBER | DESCRIPTION   |
|-----------------|---|
| 085268-01-Y24   | EA HEADREST -BUCKET SEAT, W/O GROMMETS - AA8 - BLUE     |
| 085268-01-AA9   | EA HEADREST ASM-BUCKET SEAT, W/O GROMMETS - AA9 - MAUVE |
| M85268-01-Y24   | EA COVER ASM-HEADREST, BUCKET SEAT - AA8 - BLUE         |
| M85268-01-AA9   | EA COVER ASM-HEADREST, BUCKET SEAT - AA9 - MAUVE        |
| 091313-01-000   | EA GROMMET-HEADREST                                     |

DIESEL EXPORT (OPT 008)

| KEY PART NUMBER | DESCRIPTION  |
|-----------------|--|
| 094798-01-000   | EA CLUSTER-INSTRUMENT PANEL, KILOMETERS - GAS - GM# 25088535 |
| M01113-40-Y10   | EA DASH ASM-W/RADIO, DIESEL                                  |
|                 | AFTER 11/09/89 THE DASH DID NOT HAVE TO BE CHANGED.          |
| 047338-03-000   | EA ISOLATOR-DUAL BATTERY, 70 AMP                             |
| 086296-11-000   | EA BEZEL-INSTRUMENT PANEL, BLACK                             |

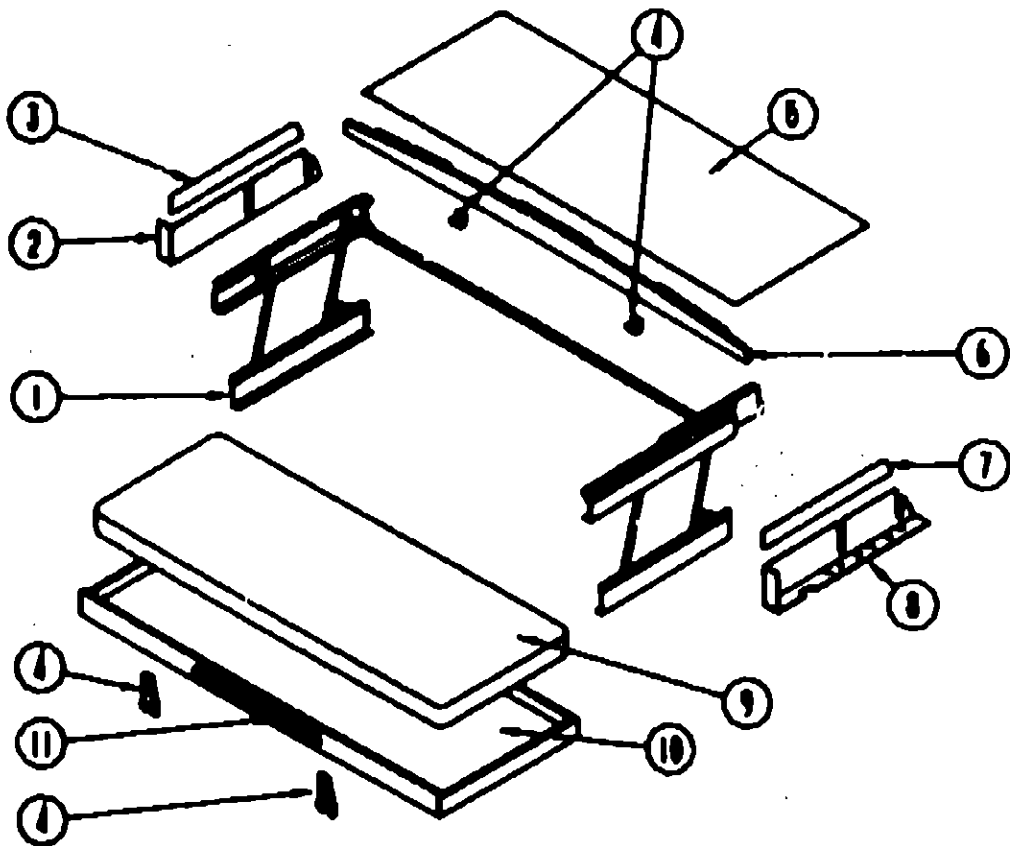
TABLE OF CONTENTS

|              |             |
|--------------|-------------|
| INTRODUCTION | A-01 - A-04 |
| WCF22EC      | A-05 - D-14 |
| WCF27EU      | D-15 - H-14 |

1980 WCF27EU INDEX

|                      |             |
|----------------------|-------------|
| FLOOR PLAN           | D15 - D-16  |
| ACCESSORIES          | D-17 - D-20 |
| BATH                 | D-21 - D-24 |
| BEDROOM              | E-01 - E-02 |
| CHASSIS              | E-03 - E-06 |
| C C & PAD            | E-07 - E-14 |
| DINETTE              | E-15 - E-16 |
| DRIVERS              | E-17 - E-20 |
| ELECTRICAL           | E-21 - F-02 |
| EXTERIOR BODY        | F-03 - F-09 |
| GALLEY               | F-10 - F-16 |
| HEATING & A/C        | F-17 - F-23 |
| INTERIOR FINISH      | F-24 - G-01 |
| LABEL                | G-02        |
| LP                   | G-03        |
| LOUNGE               | G-04 - G-06 |
| SEALANTS & FASTENERS | G-07 - G-08 |
| WATER & SEWAGE       | G-09 - G-12 |
| WINDOW, VENT AND     |             |
| EXTERIOR DOOR        | G-13 - H-14 |

DRIVERS COMPARTMENT GROUP (CONTINUED)



FRONT BUNK-SINGLE (OPT 523)

| KEY PART NUMBER  | U/M | DESCRIPTION  |
|------------------|-----|--|
| 1 076780-03-000  | EA  | SUPPORT HARDWARE ASM-BUNK  |
| 2 080858-04-000  | EA  | TRIM-DRIVER OVERHEAD SIDE, LOWER PIECE - PLASTIC - 2.1" X 38.25" - BEIGE |
| 3 080855-08-000  | EA  | TRIM - BUNK HARDWARE, DRIVERS SIDE - UPPER - 8.3" X 37.56" - ABS - BEIGE |
| 4 042541-04-700  | EA  | LATCH ASM-W/STROKE, (2 SETS) - BRASS                                     |
| 048485-04-000    | EA  | SCREW, 10-18 X 1 PTH W/WASHER - BEIGE                                    |
| 078943-02-000    | EA  | BRACE-ANGLE, WHOLESALE - 1" X 1.5" X 14" - ALUMINUM - BEIGE              |
| 5 074487-14-000  | SF  | PANELING-CEILING, 4' X 8" - INCREMENTS OF 32 SF                          |
| 6 M81715-01-Y70  | EA  | BOARD - BUNK, TRIM - CEILING MOUNTED                                     |
| 7 080855-05-000  | EA  | TRIM-BUNK HARDWARE, PASS. - 8.3" X 37.56" - PLASTIC - BEIGE              |
| 8 080858-03-000  | EA  | TRIM-PASS. OVERHEAD SIDE, LOWER PIECE - PLASTIC - 2.1" X 38.25" - BEIGE  |
| 9 078145-04-000  | EA  | CUSHION-BUNK, OVERHEAD - 4' X 34" X 78" - AA8 / AA9                      |
| M79145-04-000    | EA  | COVER-BUNK CUSHION, OVERHEAD - 4' X 34" X 78" - AA8 & AA9                |
| 10 081717-01-Y10 | EA  | BED ASM-BUNK, FRONT - PADDED - W/O HARDWARE                              |
| 088287-01-000    | SF  | PLYWOOD-LUAN, OVERLAY GRADE-10" X 4' X 8"-INC. OF 32 SF                  |
| 028012-01-000    | BF  | FOAM-ROLLED, 3/8" THICK - 72" WIDE                                       |
| 11 084858-01-AA8 | EA  | HANDLE-BUNK, OAK   |
| M79145-04-000    | EA  | COVER-BUNK CUSHION, OVERHEAD - 4' X 34" X 78" - AA8 / AA9                |
| 000039-08-12T    | EA  | SCREW-SF/DR, 8-18 X 3/4 PPH - BLACK                                      |
| 000087-10-10R    | EA  | SCREW, 10-12 X 5/8 PPH - TYPE A - BEIGE                                  |
| 029130-01-000    | EA  | SCREW-SNAP SOCKET, 8 PH X 5/8  |

MOTOR COVER

| KEY PART NUMBER | U/M | DESCRIPTION                                   |
|-----------------|-----|---|
| 075838-01-000   | EA  | COVER-MOTOR W/O CARPET                        |
|                 |     | FROM: 00-00-00 THRU: 09-24-89                 |
| 087552-01-000   | EA  | COVER-MOTOR W/O CARPET                        |
|                 |     | FROM: 09-25-89 THRU: 99-99-99                 |
| 038823-01-000   | FT  | SEAL-MOTOR COVER, RUBBER BULB TYPE - BLACK    |
| 075584-01-000   | EA  | BRACKET-MOUNTING,MOTOR COVER                  |
| 080844-01-000   | EA  | TRIM-MOTOR COVER, METAL - SCREWS TO FLOOR     |
| 072878-01-000   | EA  | INSULATION-SOUND BARRIER, PAD 29.25" X 40.19" |

DRIVERS COMPARTMENT GROUP (CONTINUED)

DASH & COMPONENTS

| KEY PART NUMBER | U/M | DESCRIPTION   |
|-----------------|-----|---|
| M01113-45-AA8   | EA  | DASH-COMPLETE AND WIRED   |
|                 |     | LESS FRONT DEFROSTER PANELS AND LOWER BLACK COVERS                          |
| 008118-01-000   | EA  | LOCK-TWIST W/NUT, GLOVE COMPARTMENT   |
| 022219-01-000   | EA  | DOOR-GLOVE COMPARTMENT, BLACK   |
| 023834-01-000   | EA  | PANEL-KNEE KICK, 3.25" X 45.38" - BLACK                                     |
| 023882-01-000   | EA  | BOX-GLOVE COMPARTMENT, FIBERBOARD - BLACK                                   |
| 024459-04-000   | EA  | GAUGE-VOLTMETER   |
| 024481-01-000   | EA  | SWITCH-BATT, BATT/DUAL/MOM  |
| 024482-01-000   | EA  | SWITCH-BATT CONDITION, MAIN/AUX   |
| 024588-01-000   | EA  | HINGE-PIANO, GLOVE COMPARTMENT - 1 1/16" X 18"                              |
| 038848-01-000   | EA  | RETAINER-DASH, 1" X 1/2"  |
| 039044-01-000   | EA  | LOUVER-ADJUSTABLE A/C, 2.5" X 5.75"   |
| 078006-23-000   | EA  | BEZEL-DASH, ENTERTAINMENT CENTER W/O GENERATOR                              |
| 078088-01-000   | EA  | SUPPORT-DASH, METAL WELDED  |
| 038848-02-000   | EA  | RETAINER-DASH, 3" X 1.5"  |
| 078007-01-000   | EA  | SUPPORT-RADIO   |
| 078088-01-000   | EA  | TOP-PADDED DASH, DRIVERS SIDE - VINYL COVERED - BEIGE                       |
| 078088-01-000   | EA  | TOP-PADDED DASH, PASSENGER SIDE - VINYL COVERED - BEIGE                     |
| 088298-13-000   | EA  | BEZEL-INSTRUMENT PANEL, THREE SIDED   |
|                 |     | FROM: 00-00-00 THRU: 08-01-89   |
| 088298-15-000   | EA  | BEZEL-INSTRUMENT PANEL, THREE SIDED   |
|                 |     | FROM: 08-02-89 THRU: 99-99-99   |
| 087708-01-000   | EA  | MOUNTING KIT-RADIO, AUDIOVOX  |
| 088294-01-000   | EA  | LIGHTER ASM-CIGARETTE   |
| 080882-01-000   | EA  | RADIO-AM/FM CASSETTE, ELECTRIC TUNE - AUDIOVOX HCC-1035                     |
| 083381-01-000   | EA  | SWITCH-RADIO, MAIN TO AUXILIARY   |
| 081058-02-000   | EA  | WIRE ASM-8 PIN, RADIO - AUDIOVOX 112B-1781                                  |
| 085747-01-000   | SF  | INSULATION-MICROFOAM, .5"   |
| 087210-01-000   | EA  | PLUG-DASH, PLASTIC - 1" SQUARE - BLACK                                      |
| 088841-01-000   | EA  | LABEL-FUEL, UNLEADED - DASH   |
| 073741-03-000   | EA  | SPEAKER-RADIO, OVAL - AUDIOVOX 110-2074 - 4" X 6"                           |
| 073741-04-000   | EA  | GRILLE-SPEAKER, OVAL - 4" X 6" - BLACK                                      |
| 078581-02-000   | EA  | PANEL-DASH, FRONT - PASS. - W/DEFROSTER OPENING - PLASTIC                   |
| 078582-02-000   | EA  | PANEL-DASH, FRONT - DRIVER - W/DEFROSTER OPENING - PLASTIC                  |
| 024880-01-000   | EA  | OUTLET-DEFROSTER, WITH SWIVEL - 2" - TAN                                    |
| 077388-01-000   | EA  | PANEL-LOWER DRIVER SIDE - 5.68" X 15.70" - BLACK                            |
| 077389-01-000   | EA  | PANEL-ELECTRIC ACCESS - LOWER CENTER - 4" X 6.8" - BLACK                    |
| 077387-01-000   | EA  | PANEL-LOWER PASS. SIDE, 68.5" - BLACK                                       |
| 077539-01-000   | EA  | BRACKET-MOUNTING, ELECTRIC PANEL - L-SHAPED, 2.5" X 1" X 1.5" - BLACK METAL |
| 040594-01-000   | EA  | COVER-STEERING COLUMN, PLASTIC - BLACK                                      |
| 078245-01-000   | EA  | BOOT-STEERING COLUMN, VINYL - BLACK   |
| 028084-04-000   | YD  | VELCRO TAPE-LOOP, 1" WIDE - BLACK   |
| 028088-03-000   | YD  | VELCRO TAPE-HOOK, 1" WIDE - BLACK   |
| R77008-88-721   | EA  | CABLE-HOOD RELEASE  |
| 074178-01-000   | EA  | BRACKET-CABLE, HOOD RELEASE - BLACK   |
| 088293-01-000   | EA  | WIRE ASM. -INSTRUMENT PANEL- GM   |
| 080879-01-000   | EA  | PLUG - INSTRUMENT PANEL - .5"   |
| 087811-01-000   | EA  | CIRCUIT BREAKER - 8 AMP, ATC - BLACK  |
| 058487-04-Y10   | EA  | PAD-MAP POCKET- PASSENGER SIDE  |
| 058414-08-000   | EA  | PAD-DASH TRIM, PASSENGER SIDE   |
| 081808-01-000   | EA  | LABEL- OVERLAY, VEHICLE CERTIFICATION- ADHESIVE BACK                        |

TABLE OF CONTENTS

|              |             |
|--------------|-------------|
| INTRODUCTION | A-01 - A-04 |
| WCF22EC      | A-05 - D-14 |
| WCF27EU      | D-15 - H-14 |

1980 WCF27EU INDEX

|                      |             |
|----------------------|-------------|
| FLOOR PLAN           | D15 - D-16  |
| ACCESSORIES          | D-17 - D-20 |
| BATH                 | D-21 - D-24 |
| BEDROOM              | E-01 - E-02 |
| CHASSIS              | E-03 - E-06 |
| C C & PAD            | E-07 - E-14 |
| DINETTE              | E-15 - E-16 |
| DRIVERS              | E-17 - E-20 |
| ELECTRICAL           | E-21 - F-02 |
| EXTERIOR BODY        | F-03 - F-09 |
| GALLEY               | F-10 - F-18 |
| HEATING & A/C        | F-17 - F-23 |
| INTERIOR FINISH      | F-24 - G-01 |
| LABEL                | G-02        |
| LP                   | G-03        |
| LOUNGE               | G-04 - G-08 |
| SEALANTS & FASTENERS | G-07 - G-08 |
| WATER & SEWAGE       | G-09 - G-12 |
| WINDOW, VENT AND     |             |
| EXTERIOR DOOR        | G-13 - H-14 |



**ELECTRICAL GROUP**  
**EUROPEAN EXPORT**

| KEY PART NUMBER | U/M | DESCRIPTION   |
|-----------------|-----|---|
| 008054-01-000   | EA  | CORD-POWER, 10/3 WIRE - 30 AMP - 25'  |
| 008289-01-000   | EA  | BOX-ELECTRIC, STEEL - 1/2" AND 3/4" KNOCKOUTS - 4" X 4"                           |
| 008328-01-000   | EA  | TERMINAL-RING, 12/10 WIRE - #10 STUD FIT  |
| 008355-01-000   | EA  | CONNECTOR-CABLE CLAMPING, 3/4"  |
| 008356-01-000   | EA  | CONNECTOR-PLASTIC, 3/8" AVG   |
| 041853-01-000   | FT  | CONDUIT-CONVOLUTED SLIT, 1/2"ID   |
| 008238-01-000   | EA  | COVER-ELECTRICAL BOX, WHOLE - 4" X 4" - GRAY<br>USED WITH 30 OR 50 AMP RECEPTACLE |
| 002815-01-000   | EA  | CONVERTER-40 AMP, W/CHARGER - B-W 32400P  |

**CANADIAN EXPORT**

| KEY PART NUMBER | U/M | DESCRIPTION   |
|-----------------|-----|---|
| 000G39-08-088   | EA  | SCREW-SF/DR, 8-18 X 1/2 PPH ZN  |
| 008234-01-000   | E/A | FUSE-12V, 10 AMP  |
| 008289-02-000   | EA  | BOX-ELECTRICAL, 4" X 4" - 1/2" & 3/4" KNOCKOUTS - CANADIAN                        |
| 008294-02-000   | EA  | COVER-ELECTRICAL BOX, BLANK STEEL - 4" X 4" - CANADIAN                            |
| 008311-01-000   | EA  | CONNECTOR-WIRE NUT, INSULATED - RED   |
| 008331-01-000   | EA  | TERMINAL-RING, TONGUE - #4 WIRE - 3/8" STUD - COPPER                              |
| 008353-01-000   | EA  | CONNECTOR-CABLE CLAMPING, 3/8"  |
| 008355-01-000   | EA  | CONNECTOR-CABLE CLAMPING, 3/4"  |
| 008356-01-000   | EA  | CONNECTOR-PLASTIC, 3/8" AVG   |
| 010485-01-000   | EA  | CLAMP-CLOSED, 3/8" ID   |
| 041853-01-000   | FT  | CONDUIT-CONVOLUTED SLIT, 1/2"ID   |
| 008328-01-000   | EA  | TERMINAL-RING, 12/10 WIRE - #10 STUD FIT  |
| 003208-02-000   | EA  | CONTR.YL CENTER-45AMP, 120V/12V   |
| 003208-01-000   | EA  | CIRCUIT BREAKER-15 AMP, 120V - BW G-15  |
| 003209-03-000   | EA  | CIRCUIT BREAKER-15/20AMP, 120V - BW - 0-15/20                                     |
| 003209-06-000   | EA  | CIRCUIT BREAKER-30/15 AMP, 120V - BW D-30/15                                      |
| 003210-02-000   | EA  | CIRCUIT BREAKER-GFI, 15A - 120V - BW U-15   |
| 008052-01-000   | EA  | CORD-POWER, 10/3 - 30 AMP - 25' - CANADIAN  |
| 024824-02-000   | EA  | RECEPTACLE-POWER CORD, W/PARTIAL PLATE  |
| 008238-01-000   | EA  | COVER-ELECTRICAL BOX, WHOLE - 4" X 4" - GRAY<br>USED WITH 30 OR 50 AMP RECEPTACLE |
| 002878-01-000   | EA  | CIRCUIT BREAKER-40 AMP, 12 VOLT   |
| 002878-02-000   | EA  | CIRCUIT BREAKER-20 AMP, 12 VOLT   |

**GENERATOR-3.5 KW, EXPORT - ONAN**

| KEY PART NUMBER | U/M | DESCRIPTION   |
|-----------------|-----|---|
| 007125-03-000   | EA  | CLAMP ASM-MUFFLER, 1.50" DIAMETER   |
| 007125-04-000   | EA  | CLAMP ASM-MUFFLER, 1.12" DIAMETER   |
| 008294-01-000   | EA  | COVER-ELECTRICAL BOX, STEEL/BLANK - 4" X 4" - GRAY                                |
| 001634-02-000   | EA  | GENERATOR-3.5 BEIGE, 3500 WATT - EMERALD  |
| 001634-02-700   | EA  | LP SYSTEM-FOR ONAN CONVERSION, ONAN# 148-0913                                     |
| 003152-08-000   | EA  | PIPE-EXHAUST, GENERATOR - 55"   |
| 003580-02-000   | EA  | MUFFLER-GENERATOR   |
| 100874-05-000   | EA  | GENERATOR-4.0 KW EMERALD PLUS, ONAN BEIGE-FN                                      |
| 008054-01-000   | EA  | CORD-POWER, 10/3 WIRE - 30 AMP - 25'  |
| 008328-01-000   | EA  | TERMINAL-RING, 12/10 WIRE - #10 STUD FIT  |
| 008355-01-000   | EA  | CONNECTOR-CABLE CLAMPING, 3/4"  |
| 008356-01-000   | EA  | CONNECTOR-PLASTIC, 3/8" AVG   |
| 041853-01-000   | FT  | CONDUIT-CONVOLUTED SLIT, 1/2"ID   |
| 008238-01-000   | EA  | COVER-ELECTRICAL BOX, WHOLE - 4" X 4" - GRAY<br>USED WITH 30 OR 50 AMP RECEPTACLE |
| 002815-01-000   | EA  | CONVERTER-40 AMP, W/CHARGER - B-W 32400P  |
| 000C28-04-108   | EA  | BOLT-HEX, SER FLG - 1/4-20 X 5/8 ZINC   |
| 000D39-05-008   | EA  | NUT-HEX, SER FLG LK - 5/16 - 18 ZN  |
| 000G39-08-088   | EA  | SCREW-SF/DR, 8-18 X 1/2 PPH ZN  |
| 007125-04-000   | EA  | CLAMP ASM-MUFFLER, 1.12" DIAMETER   |
| 007131-01-000   | EA  | HANGER-TAILPIPE   |
| 008294-01-000   | EA  | COVER-ELECTRICAL BOX, STEEL/BLANK - 4" X 4" - GRAY                                |
| 008314-01-000   | EA  | CONNECTOR-WIRE NUT, INSULATED - GRAY  |
| 008388-01-000   | EA  | CONNECTOR-1/2" X 90 DEGREE, FLEX CONDUIT - UL AND CANADIAN                        |
| 010485-01-000   | EA  | CLAMP-CABLE, 9/16"  |
| 024978-01-000   | EA  | SWITCH-GENERATOR, W/O CIRCUIT BOARD   |
| 031035-01-000   | EA  | GAUGE-HOURLMETER  |
| 078008-24-000   | EA  | BEZEL-ENTERTAINMENT CENTER  |

**ELECTRICAL GROUP (CONTINUED)**  
**GENERATOR-4 KW, US & CANADIAN - ONAN**

| KEY PART NUMBER | U/M | DESCRIPTION   |
|-----------------|-----|---|
| 008054-01-000   | EA  | CORD-POWER, 10/3 WIRE - 30 AMP - 25' - US   |
| 008052-01-000   | EA  | CORD-POWER, 10/3 - 30 AMP - 25' - CSA   |
| 008289-01-000   | EA  | BOX-ELECTRIC, STEEL - 1/2" AND 3/4" KNOCKOUTS - 4" X 4" - US                      |
| 008289-02-000   | EA  | BOX-ELECTRICAL, 4" X 4" - 1/2" & 3/4" KNOCKOUTS - CANADIAN                        |
| 008328-01-000   | EA  | TERMINAL-RING, 12/10 WIRE - #10 STUD FIT  |
| 008355-01-000   | EA  | CONNECTOR-CABLE CLAMPING, 3/4"  |
| 008356-01-000   | EA  | CONNECTOR-PLASTIC, 3/8" AVG   |
| 024824-02-000   | EA  | RECEPTACLE-POWER CORD, W/PARTIAL PLATE  |
| 041853-01-000   | FT  | CONDUIT-CONVOLUTED SLIT, 1/2"ID   |
| 008238-01-000   | EA  | COVER-ELECTRICAL BOX, WHOLE - 4" X 4" - GRAY<br>USED WITH 30 OR 50 AMP RECEPTACLE |
| 000C28-04-108   | EA  | BOLT-HEX, SER FLG - 1/4-20 X 5/8 ZINC   |
| 000D39-04-008   | EA  | NUT-HEX, SER FLG LK 1/4 - 20 ZN   |
| 000D39-05-008   | EA  | NUT-HEX, SER FLG LK - 5/16 - 18 ZN  |
| 007087-01-000   | SF  | INSULATION-FIBERGLASS, 1" THICK X 4' - INCREMENTS OF 4 SF                         |
| 007125-04-000   | EA  | CLAMP ASM-MUFFLER, 1.12" DIAMETER   |
| 008308-01-000   | EA  | CONNECTOR-1/2" X 90 DEGREE, FLEX CONDUIT - UL AND CANADIAN                        |
| 023842-01-000   | EA  | GROMMET-RUBBER, 2" OD   |
| 078045-01-000   | EA  | STRAP-SUPPORT, GENERATOR - 4 HOLE   |
| 078854-05-000   | EA  | PIPE-EXHAUST, ANGLED DOWN - W/FLANGE - EMERALD - ONAN# 154-2539                   |
| 078854-01-700   | EA  | HINGE KIT-EMERALD GENERATOR   |
| 078854-07-000   | EA  | GENERATOR 4 KW, EMERALD - ONAN  |
| 078780-01-000   | EA  | SCREW, 6-20 X 1 1/4 PPH - BLACK   |
| 083152-01-000   | EA  | PIPE-EXHAUST, GENERATOR   |
| 083152-12-000   | EA  | PIPE-EXHAUST, GENERATOR   |
| 084385-01-000   | EA  | STRAP-SUPPORT, GENERATOR - 2 HOLE   |
| 100874-02-000   | EA  | GENERATOR-4,000 WATT EMERALD PLUS, ONAN BEIGE-FA                                  |
| 000C28-04-108   | EA  | BOLT-HEX, SER FLG - 1/4-20 X 5/8 ZINC   |
| 000D39-05-008   | EA  | NUT-HEX, SER FLG LK - 5/16 - 18 ZN  |
| 000G39-08-088   | EA  | SCREW-SF/DR, 8-18 X 1/2 PPH ZN  |
| 007087-01-000   | SF  | INSULATION-FIBERGLASS, 1" THICK X 4' - INCREMENTS OF 4 SF                         |
| 007131-01-000   | EA  | HANGER-TAILPIPE   |
| 008294-01-000   | EA  | COVER-ELECTRICAL BOX, STEEL/BLANK - 4" X 4" - GRAY                                |
| 008314-01-000   | EA  | CONNECTOR-WIRE NUT, INSULATED - GRAY  |
| 010485-01-000   | EA  | CLAMP-CABLE, 9/16"  |
| 024978-01-000   | EA  | SWITCH-GENERATOR, W/O CIRCUIT BOARD   |
| 031035-01-000   | EA  | GAUGE-HOURLMETER  |
| 078008-24-000   | EA  | BEZEL-ENTERTAINMENT CENTER  |

**TABLE OF CONTENTS**

|              |             |
|--------------|-------------|
| INTRODUCTION | A-01 - A-04 |
| WCF22EC      | A-05 - D-14 |
| WCF27EU      | D-15 - H-14 |

**1980 WCF27EU INDEX**

|                                   |             |
|-----------------------------------|-------------|
| FLOOR PLAN                        | D15 - D-16  |
| ACCESSORIES                       | D-17 - D-20 |
| BATH                              | D-21 - D-24 |
| BEDROOM                           | E-01 - E-02 |
| CHASSIS                           | E-03 - E-08 |
| C C & PAD                         | E-07 - E-14 |
| DINETTE                           | E-15 - E-16 |
| DRIVERS                           | E-17 - E-20 |
| ELECTRICAL                        | E-21 - F-02 |
| EXTERIOR BODY                     | F-03 - F-08 |
| GALLEY                            | F-10 - F-16 |
| HEATING & AC                      | F-17 - F-23 |
| INTERIOR FINISH                   | F-24 - G-01 |
| LABEL                             | G-02        |
| LP                                | G-03        |
| LOUNGE                            | G-04 - G-06 |
| SEALANTS & FASTENERS              | G-07 - G-08 |
| WATER & SEWAGE                    | G-09 - G-12 |
| WINDOW, VENT AND<br>EXTERIOR DOOR | G-13 - H-14 |



## ELECTRICAL GROUP (CONTINUED)

## CONTROL CENTER

| KEY PART NUMBER | U/M | DESCRIPTION  |
|-----------------|-----|--|
| 000039-08-088   | EA  | 9CREW-8F/DR, 8-18 X 1/2 PPH ZN   |
| 008028-01-000   | FT  | WIRE-12/2, ROMEX - W/GROUND  |
| 008234-01-000   | EA  | FUSE-12V, 10 AMP   |
| 008288-01-000   | EA  | BOX-ELECTRIC, STL - 1/2" AND 3/4" KNOCKOUTS - 4" X 4"                          |
| 008294-01-000   | EA  | COVER-ELECTRICAL BOX, STEEL/BLANK - 4" X 4" - GRAY                             |
| 008311-01-000   | EA  | CONNECTOR-WIRE NUT, INSULATED - RED  |
| 008331-01-000   | EA  | TERMINAL-RING, TONGUE - #4 WIRE - 3/8" STUD - COPPER<br>USED AT CONTROL CENTER |
| 008353-01-000   | EA  | CONNECTOR-CABLE CLAMPING, 3/8"   |
| 008356-01-000   | EA  | CONNECTOR-CABLE CLAMPING, 3/4"   |
| 008356-01-000   | EA  | CONNECTOR-PLASTIC, 3/8" AVG  |
| 083208-02-000   | EA  | CONTROL CENTER-45AMP, 120V/12V   |
| 010489-01-000   | EA  | CLAMP-CLOSED, 3/8" ID  |
| 041853-03-000   | FT  | CONDUIT-CONVOLUTED SLIT, 1" ID (CLOTHES ROD COVER)                             |
| 083208-02-000   | EA  | CIRCUIT BREAKER-15/15AMP, 120V   |
| 083208-03-000   | EA  | CIRCUIT BREAKER-15/20AMP, 120V - BW  |
| 083208-04-000   | EA  | CIRCUIT BREAKER-30A, 120V - BW L-30  |
| 083208-05-000   | EA  | CIRCUIT BREAKER-20A, 120V - BW J-20  |

## ELECTRICAL COMPONENTS

| KEY PART NUMBER | U/M | DESCRIPTION   |
|-----------------|-----|---|
| 082134-01-000   | EA  | ADAPTER-CABLE TO CABLE  |
| 076722-01-000   | EA  | BLOCK-SWITCH SPACER   |
| 077478-02-000   | EA  | BOOT-BATTERY TERMINAL, SINGLE CABLE   |
| 008288-01-000   | EA  | BOX-PLASTIC ELECTRIC, 3" X 3 1/2"   |
| 008288-02-000   | EA  | BOX-ELECTRIC, PLASTIC - 3.94" X 3.13" X 1.81"                                     |
| 008580-01-000   | EA  | BOX-POWER CORD  |
| 085718-03-000   | EA  | BRACKET-PLATE, CIRCUIT BREAKER - 4 POSITION                                       |
| 087948-01-000   | EA  | BUSS BAR-2 POSITION, UNDER HOOD   |
| 082878-01-000   | EA  | CIRCUIT BREAKER-40 AMP, 12 VOLT   |
| 083210-02-000   | EA  | CIRCUIT BREAKER-GFI, 15A - 120V - BW U-15   |
| 085720-08-000   | EA  | CIRCUIT BREAKER-6 AMP, UNDER HOOD   |
| 088779-02-000   | EA  | CIRCUIT BREAKER-20 AMP, UNDER HOOD  |
| 088779-04-000   | EA  | CIRCUIT BREAKER-30 AMP, UNDER HOOD  |
| 088779-05-000   | EA  | CIRCUIT BREAKER-40 AMP, UNDER HOOD  |
| 083854-01-000   | EA  | CIRCUIT BREAKER-6 AMP, HOUSE CONTROL PANEL  |
| 083854-03-000   | EA  | CIRCUIT BREAKER-20 AMP, HOUSE CONTROL PANEL                                       |
| 083855-02-000   | EA  | CIRCUIT BREAKER-30 AMP, HOUSE CONTROL PANEL                                       |
| 083855-03-000   | EA  | CIRCUIT BREAKER-40 AMP  |
| 087311-01-000   | EA  | CIRCUIT BREAKER-6AMP, ATC - BLACK   |
| 010485-01-000   | EA  | CLAMP-CABLE, 9/16"  |
| 010487-03-000   | EA  | CLAMP-CLOSED, 1 ID, CUSHIONED   |
| 083808-01-000   | EA  | CLAMP-WIRE, DUAL - EQUAL 5/8" DIAMETER  |
| 083810-01-000   | EA  | CLAMP-WIRE, DUAL - UNEQUAL 5/8" AND 1 1/4" DIAMETERS                              |
| 080734-02-000   | EA  | CLIP-WIRE, NYLON  |
| 041853-01-000   | FT  | CONDUIT-CONVOLUTED SLIT, 1/2" ID  |
| 008314-01-000   | EA  | CONNECTOR-WIRE NUT, INSULATED - GRAY  |
| 082742-01-000   | EA  | CONNECTOR BODY-3 CNCT FEMALE  |
| 068028-01-000   | EA  | CONNECTOR-ELECTRICAL PIGTAIL, NYLON - CLEAR                                       |
| 008054-01-000   | EA  | CORD-POWER, 10/3 WIRE - 30 AMP - 25'  |
| 088238-01-000   | EA  | COVER-ELECTRICAL BOX, WHOLE - 4" X 4" - GRAY<br>USED WITH 30 OR 50 AMP RECEPTACLE |
| 084077-03-000   | EA  | COVER-BLANK, AC, IVORY  |
| 058781-01-000   | EA  | DIODE-6.0A/100 VOLT - MOTOROLA, NO MR751  |
| 007083-01-000   | EA  | FLASHER-SIGNAL STAT   |
| 082801-02-000   | EA  | FUSE-5 AMP, AUTOMOTIVE  |
| 082801-05-000   | EA  | FUSE-15 AMPS, AUTOMOTIVE  |
| 100341-01-000   | EA  | FUSE HOLDER-IN LINE TYPE  |
| 008236-01-000   | EA  | FUSE-12V-15AMP  |
| 082037-01-000   | EA  | HOUSING-AUTO FUSE, NATURAL  |
| 082037-02-000   | EA  | HOUSING-AUTO FUSE, GREEN  |
| 082037-03-000   | EA  | HOUSING-AUTO FUSE, BLACK  |
| 082037-05-000   | EA  | HOUSING-AUTO FUSE, GRAY   |
| 082037-08-000   | EA  | HOUSING-AUTO FUSE, BROWN  |
| 083810-01-000   | EA  | HOUSING-RELAY   |
| 088474-01-000   | EA  | HOUSING-SOCKET  |
| 088474-02-000   | EA  | HOUSING-SOCKET, 15 POSITION (3 ROWS OF 5)   |
| 088474-08-000   | EA  | HOUSING-SOCKET  |
| 037744-02-000   | EA  | HOUSING-TRAILER PIN, 48"  |
| 087746-01-000   | EA  | HOUSING CAP-TRAILER PIN   |

## ELECTRICAL GROUP (CONTINUED)

## ELECTRICAL COMPONENTS CONT.

| KEY PART NUMBER | U/M | DESCRIPTION   |
|-----------------|-----|---|
| 077955-01-000   | EA  | J CLIP-VINYL COATED, 3/8"   |
| 083238-02-000   | EA  | USED IN WIRING TO CLEARANCE LIGHTS  |
| 088755-01-000   | EA  | LABEL-CIRCUIT BREAKER, MAIN   |
| 088473-01-000   | EA  | LATCH-1/4 TURN, PLASTIC ROTARY - BLACK<br>ON CIRCUIT BOARD PLATE UNDER HOOD           |
| 088473-05-000   | EA  | PIN-HOUSING, 4 ROWS OF 3  |
| 088473-08-000   | EA  | PIN-HOUSING, 6 POSITION (SINGLE ROW)  |
| 088473-09-000   | EA  | PIN-HOSING, 8 POSITION (TWO ROWS OF THREE)  |
| 088473-10-000   | EA  | PIN-HOUSING, 3 POSITION (SINGLE ROW)  |
| 088475-01-000   | EA  | PIN-HOUSING, 2 POSITION   |
| 089115-02-000   | EA  | PIN-CONNECTOR   |
| 099833-01-000   | EA  | PLATE-CIRCUIT BREAKER, UNDER HOOD<br>FROM: 00-00-00 THRU: 12-16-89                    |
| 031988-01-000   | EA  | PLATE-CIRCUIT BREAKER<br>FROM: 12-17-89 THRU: 99-99-99                                |
| 007940-01-000   | EA  | PLUG-CONTACT, BRASS   |
| 024924-02-000   | EA  | RECEPTACLE-SLIDE, 18 TO 12 AWG  |
| 084078-01-000   | EA  | RECEPTACLE-POWER CORD, W/PARTIAL PLATE  |
| 085318-01-000   | EA  | RECEPTACLE-GFI, 15A - 125V - IVORY  |
| 077000-01-000   | EA  | SCREW-8-68BX1/2, CRMP TITE HD   |
| 088474-08-000   | EA  | SOCKET ASM-W/8" PIGTAIL LEADS   |
| 088478-01-000   | EA  | SOCKET-HOUSING, 6 POSITION (2 ROWS OF THREE)  |
| 089488-01-000   | EA  | SOCKET-CONNECTOR  |
| 024481-01-000   | EA  | SPACER-SWITCH, SINGLE, TAN  |
| 024482-01-000   | EA  | SWITCH-BATTERY, BATT/DUAL/MOM   |
| 007942-01-000   | EA  | SWITCH-BATTERY CONDITION, MAIN/AUX  |
| 007949-01-000   | EA  | TAB-WIRE, 18 TO 14 AWG  |
| 007955-01-000   | EA  | TAB-HOUSING, 1 POSITION   |
| 031985-01-000   | EA  | TAB-HOUSING, 6 POSITION   |
| 008328-01-000   | EA  | TAB-HOUSING, 2 POSITION   |
| 008328-01-000   | EA  | TERMINAL-RING, 18/14 WIRE - 3/8" STUD   |
| 008348-01-000   | EA  | TERMINAL-RING, 12/10 WIRE - #10 STUD FIT<br>USED AT POWER AND ELECTRIC BOXES          |
| 035416-04-000   | EA  | TERMINAL-RING, 3/8" STUD - #2 WIRE<br>CONNECTS CABLE TO BATT. DISC. RELAY AND BATTERY |
| 047443-01-000   | EA  | TERMINAL-RING #10 STUD FIT, INSULATED BARREL #18/14                                   |
| 047443-02-000   | EA  | TERMINAL-.250 RECF. FIT, INSULATED - 18/14 AWG  |
| 062038-02-000   | EA  | TERMINAL-.250 RECF. FIT, INSULATED - 12/10 AWG  |
| 078378-01-000   | EA  | TERMINAL-PACK-CON, 18/14 AWG  |
| 008343-01-000   | EA  | TERMINAL-WEDGE BASE, 18 AWG<br>ADDED TO CLEARANCE LIGHT BASE TO ATTACH BULB           |
| 008024-01-000   | EA  | TIE-WIRE, 6"  |
| 008024-01-000   | FT  | WIRE BONDED 18-5 O.W.Y.BL.BR  |
| 008028-01-000   | FT  | WIRE BONDED 18-5 O.W.Y.BL.BR  |
| 081059-02-000   | FT  | WIRE-BONDED 18-5, BL, R, Y, O, W  |
| 087618-01-000   | EA  | WIRE ASM-PIN, RADIO - AUDIOVOX 112B-1761  |
|                 | EA  | WIRE ASM-MONITOR PANEL, W/4 WIRES & BLACK RESISTOR - LVS                              |

## EXPORT ELECTRICAL CONVERSION

| KEY PART NUMBER | U/M | DESCRIPTION   |
|-----------------|-----|---|
| 008054-01-000   | EA  | CORD-POWER, 10/3 WIRE - 30 AMP - 25'  |
| 008288-01-000   | EA  | BOX-ELECTRIC, STEEL - 1/2" AND 3/4" KNOCKOUTS - 4" X 4"                           |
| 008328-01-000   | EA  | TERMINAL-RING, 12/10 WIRE - #10 STUD FIT  |
| 008355-01-000   | EA  | CONNECTOR-CABLE CLAMPING, 3/4"  |
| 008358-01-000   | EA  | CONNECTOR-PLASTIC, 3/8" AVG   |
| 041853-01-000   | FT  | CONDUIT-CONVOLUTED SLIT, 1/2" ID  |
| 088238-01-000   | EA  | COVER-ELECTRICAL BOX, WHOLE - 4" X 4" - GRAY<br>USED WITH 30 OR 50 AMP RECEPTACLE |
| 092615-01-000   | EA  | CONVERTER-40 AMP, W/CHARGER - B-W 3240CP  |
| 051912-01-000   | EA  | TRANSFORMER-DRY CONTROL   |
| 094808-01-000   | EA  | LOAD CENTER-240 VOLT, 125 AMP   |
| 094810-01-000   | EA  | CIRCUIT BREAKER-DOUBLE 30 AMP, GE THOL2130  |
| 094811-01-000   | EA  | CIRCUIT BREAKER-DOUBLE 20 AMP, GE THOL2120  |

## TABLE OF CONTENTS

|              |             |
|--------------|-------------|
| INTRODUCTION | A-01 - A-04 |
| WCF22EC      | A-05 - D-14 |
| WCF27EU      | D-15 - H-14 |

## 1980 WCF27EU INDEX

|                                   |             |
|-----------------------------------|-------------|
| FLOOR PLAN                        | D15 - D-16  |
| ACCESSORIES                       | D-17 - D-20 |
| BATH                              | D-21 - D-24 |
| BEDROOM                           | E-01 - E-02 |
| CHASSIS                           | E-03 - E-08 |
| C C & PAD                         | E-07 - E-14 |
| DINETTE                           | E-15 - E-16 |
| DRIVERS                           | E-17 - E-20 |
| ELECTRICAL                        | E-21 - F-02 |
| EXTERIOR BODY                     | F-03 - F-09 |
| GALLEY                            | F-10 - F-16 |
| HEATING & A/C                     | F-17 - F-23 |
| INTERIOR FINISH                   | F-24 - G-01 |
| LABEL                             | G-02        |
| LP                                | G-03        |
| LOUNGE                            | G-04 - G-06 |
| SEALANTS & FASTENERS              | G-07 - G-08 |
| WATER & SEWAGE                    | G-09 - G-12 |
| WINDOW, VENT AND<br>EXTERIOR DOOR | G-13 - H-14 |

ELECTRICAL GROUP (CONTINUED)  
INTERIOR LIGHTS

| KEY PART NUMBER | U/M | DESCRIPTION                                  |
|-----------------|-----|--|
| 098024-01-01A   | EA  | LIGHT-DOME, 1 BULB - US - IVORY              |
| 098024-01-700   | EA  | LENS-DOME LIGHT                              |
| 008218-01-000   | EA  | BULB-DOME LIGHT, 12V - NUMBER 1141           |
| 098024-03-01A   | EA  | LIGHT-DOME, 2 BULB - US - IVORY              |
| 098024-01-700   | EA  | LENS-DOME LIGHT                              |
| 008218-01-000   | EA  | BULB-DOME LIGHT, 12 V - NUMBER 1141          |
| 098024-02-01A   | EA  | LIGHT-DOME, 1 BULB - CANADIAN - IVORY        |
| 098024-01-700   | EA  | LENS-DOME LIGHT                              |
| 008218-01-000   | EA  | BULB-DOME LIGHT, 12V - NUMBER 1141           |
| 098024-04-01A   | EA  | LIGHT-DOME, 2 BULB - CANADIAN - IVORY        |
| 098024-01-700   | EA  | LENS-DOME LIGHT                              |
| 008218-01-000   | EA  | BULB-DOME LIGHT, 12V - NUMBER 1141           |
| 061424-01-000   | EA  | LIGHT-AISLE, 12V - RECTANGULAR               |
| 008103-01-000   | EA  | BULB-AISLE LIGHT, NUMBER 53 - 12 V - .12 AMP |

CANADIAN EXPORT

| KEY PART NUMBER | U/M | DESCRIPTION  |
|-----------------|-----|--|
| 008052-01-000   | EA  | CORD-POWER, 10/3 - 30 AMP - 25' - CSA                      |
| 008299-02-000   | EA  | BOX-ELECTRICAL, 4" X 4" - 1/2" & 3/4" KNOCKOUTS - CANADIAN |
| 008328-01-000   | EA  | TERMINAL-RING, 12/10 WIRE - #10 STUD FIT                   |
| 008331-01-000   | EA  | TERMINAL-RING, TONGUE - #4 WIRE - 3/8" STUD - COPPER       |
| 008353-01-000   | EA  | CONNECTOR-CABLE CLAMPING, 3/8"                             |
| 041953-C1-000   | FT  | CONDUIT-CONVOLUTED SLIT, 1/2" ID                           |
| 083208-01-000   | EA  | CONVERTER-POWER, 32A - 120V/12V - BW 6332                  |
| 083209-01-000   | EA  | CIRCUIT BREAKER-15 AMP, 120V - BW G-15                     |
| 083209-03-000   | EA  | CIRCUIT BREAKER-15/20AMP, 120V - BW O-15/20                |
| 083209-06-000   | EA  | CIRCUIT BREAKER-30/15 AMP, 120V - BW D-30/15               |
| 083210-02-000   | EA  | CIRCUIT BREAKER-GFI, 15A - 120V - BW U-15                  |
| 008288-02-000   | EA  | BOX-ELECTRIC, PLASTIC - 3.04" X 3.13" X 1.81"              |
| 008353-01-000   | EA  | CONNECTOR-CABLE CLAMPING, 3/8"                             |
| 008356-01-000   | EA  | CONNECTOR-PLASTIC, 3/8" AVG                                |
| 058708-01-000   | EA  | RECEPTACLE-DUPLEX, BROWN                                   |
| 084076-01-000   | EA  | RECEPTACLE-GFI, 15A - 125V - IVORY                         |

EXPORT OPT-ELECTRICAL CONVERSION

| KEY PART NUMBER | U/M | DESCRIPTION   |
|-----------------|-----|---|
| 008054-01-000   | EA  | CORD-POWER, 10/3 WIRE - 30 AMP - 25'                  |
| 008289-01-000   | EA  | BOX-ELECTRIC, STEEL - 1/2" AND 3/4" KNOCKOUTS - 4 X 4 |
| 008328-01-000   | EA  | TERMINAL-RING, 12/10 WIRE - #10 STUD FIT              |
| 008355-01-000   | EA  | CONNECTOR-CABLE CLAMPING, 3/4"                        |
| 008356-01-000   | EA  | CONNECTOR-PLASTIC, 3/8" AVG                           |
| 051912-01-000   | EA  | TRANSFORMER-DRY CONTROL                               |
| 094809-01-000   | EA  | LOAD CENTER-240 VOLT, 125 AMP                         |
| 094810-01-000   | EA  | CIRCUIT BREAKER-DOUBLE 30 AMP, GE THOL2130            |
| 094811-01-000   | EA  | CIRCUIT BREAKER-DOUBLE 20 AMP, GE THOL2120            |

ELECTRICAL GROUP (CONTINUED)  
EXTERIOR LIGHTS

| KEY PART NUMBER | U/M | DESCRIPTION   |
|-----------------|-----|---|
| 049185-01-000   | EA  | HEADLAMP CAPSULE-DRIVER, HIGH/LOW BEAM - RECTANGULAR  |
| 049186-01-000   | EA  | HEADLAMP CAPSULE-PASSENGER, HIGH/LOW BEAM - RECTANGULAR   |
| 049187-01-000   | EA  | HEADLAMP CAPSULE-DRIVER, HIGH BEAM - RECTANGULAR  |
| 049188-01-000   | EA  | HEADLAMP CAPSULE-PASSENGER, HIGH BEAM - RECTANGULAR   |
| 049359-01-000   | EA  | SPRING-HEADLAMP RETAINER, GM # 496096   |
| 073308-01-000   | EA  | SCREW-ADJUSTING, HEADLAMP   |
| 050030-02-000   | EA  | HOUSING-HEADLAMP WIRING, HIGH BEAM  |
| 063749-01-000   | EA  | HOUSING-HEADLAMP WIRING, LOW BEAM   |
| 090202-02-000   | EA  | BEZEL-HEADLIGHT, LEFT - BLACK   |
| 090202-01-000   | EA  | BEZEL-HEADLIGHT, RIGHT - BLACK  |
| 062207-01-000   | EA  | GUARD-HEADLAMP, CUT 12.5" X 12.5" 18 GA STEEL   |
| 084901-01-000   | EA  | LAMP-PARK/TURN, GM # 916558 (BULB # MP62057)  |
| 079764-05-000   | EA  | MOUNT-PARK/TURN LAMP, PASSENGER SIDE - BLACK  |
| 079764-06-000   | EA  | MOUNT-PARK/TURN LAMP, DRIVER SIDE - BLACK   |
| 081250-01-000   | EA  | LIGHT-FRONT CLEARANCE, AMBER - LENS AND BASE ONLY<br>ORDER 070378-01-000 TERMINAL TO ATTACH BULB TO LIGHT |
| 081250-01-700   | EA  | LENS-CLEARANCE LIGHT, AMBER   |
| 081437-01-000   | EA  | BRACKET-CLEARANCE LIGHT, L SHAPED METAL   |
| 063642-01-000   | FT  | TAPE-ADHESIVE, 10MM X 1.5" WIDE   |
| 036196-01-000   | EA  | BULB-CLEARANCE LIGHT, 12V - #194 - .27AMP   |
| 077955-01-000   | EA  | J CLIP-VINYL COATED, 3/8"   |
| 079378-01-000   | EA  | TERMINAL-WEDGE BASE, 18 AWG<br>NEEDED TO ATTACH BULB TO SIDE MARKER AND CLEARANCE LIGHTS                  |
| 042405-03-000   | EA  | BASE-SIDE MARKER, RECTANGULAR   |
| 042405-02-000   | EA  | LENS-FRONT SIDE MARKER LIGHT, W/REFLEX - AMBER  |
| 036196-01-000   | EA  | BULB-SIDE MARKER, 12V - #194 - .27AMP   |
| 091983-01-000   | EA  | GASKET-SIDE MARKER LIGHT  |
| 097917-01-02A   | EA  | LIGHT-PORCH, BEIGE  |
| 097917-01-700   | EA  | LENS-PORCH LIGHT  |
| 091981-01-000   | EA  | GASKET-LIGHT, PORCH   |
| 007309-01-000   | EA  | LIGHT-STEP WELL, ROUND - 12V  |
| 075736-03-000   | EA  | COVER-EXTERIOR RECEPTACLE, BEIGE  |
| 042405-01-000   | EA  | LENS-REAR SIDE MARKER/CLEARANCE LIGHT, W/REFLEX - RED   |
| 042405-03-000   | EA  | BASE-SIDE MARKER, RECTANGULAR   |
| 036196-01-000   | EA  | BULB-SIDE MARKER, 12V - #194 - .27AMP   |
| 091983-01-000   | EA  | GASKET-SIDE MARKER LIGHT  |
| 042405-03-000   | EA  | BASE-CLEARANCE LIGHTS, RECTANGULAR  |
| 042405-01-000   | EA  | LENS-REAR SIDE MARKER/CLEARANCE LIGHT, W/REFLEX - RED   |
| 036196-C1-000   | EA  | BULB-CLEARANCE LIGHT, 12V - #194 - .27AMP   |
| 079378-01-000   | EA  | TERMINAL-WEDGE BASE, 18 AWG<br>NEEDED TO ATTACH BULB TO SIDE MARKER AND CLEARANCE LIGHTS                  |
| 058032-02-000   | EA  | TAIL LAMP-2 BULB, BLACK   |
| 037935-01-000   | EA  | BULB-TAIL LAMP, NUMBER 1157 - 12 V - 2.1 AMP  |
| 058032-02-700   | EA  | LENS-TAIL LAMP, W/BACK UP - RED   |
| 058032-02-701   | EA  | LENS-TAIL LAMP, W/O BACK UP - RED   |
| 062742-06-000   | EA  | WEDGE-TAIL LAMP, W/LICENSE PLATE BRACKET - BEIGE  |
| 059540-01-000   | EA  | BRACKET-LICENSE PLATE   |
| 062740-08-000   | EA  | WEDGE-TAIL LAMP, BEIGE  |

TABLE OF CONTENTS

|              |             |
|--------------|-------------|
| INTRODUCTION | A-01 - A-04 |
| WCF22EC      | A-05 - D-14 |
| WCF27EU      | D-15 - H-14 |

1990 WCF27EU INDEX

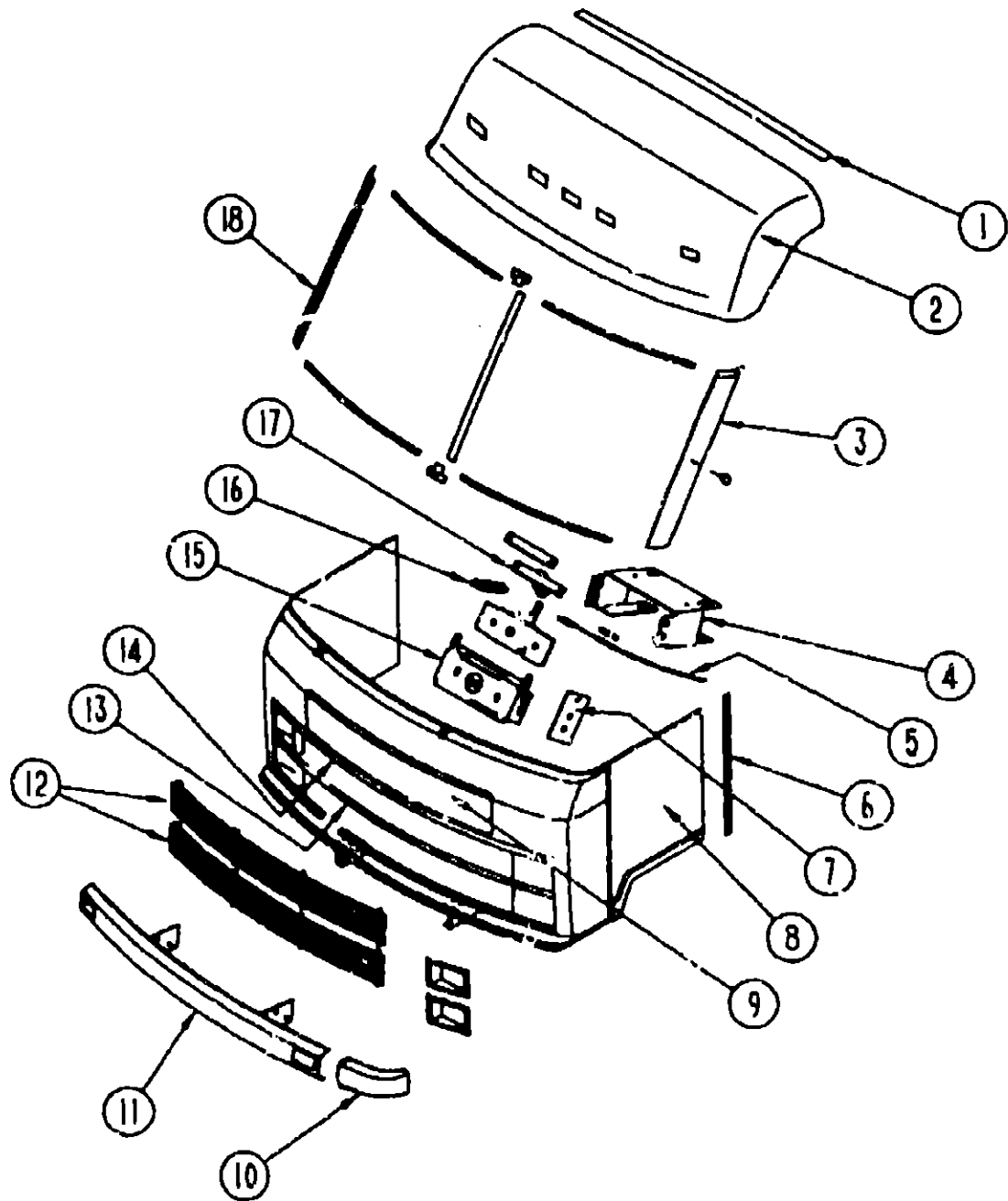
|                                   |             |
|-----------------------------------|-------------|
| FLOOR PLAN                        | D15 - D-16  |
| ACCESSORIES                       | D-17 - D-20 |
| BATH                              | D-21 - D-24 |
| BEDROOM                           | E-01 - E-02 |
| CHASSIS                           | E-03 - E-06 |
| C C & PAD                         | E-07 - E-14 |
| DINETTE                           | E-15 - E-16 |
| DRIVERS                           | E-17 - E-20 |
| ELECTRICAL                        | E-21 - F-02 |
| EXTERIOR BODY                     | F-03 - F-09 |
| GALLEY                            | F-10 - F-16 |
| HEATING & A/C                     | F-17 - F-23 |
| INTERIOR FINISH                   | F-24 - G-01 |
| LABEL                             | G-02        |
| LP                                | G-03        |
| LOUNGE                            | G-04 - G-06 |
| SEALANTS & FASTENERS              | G-07 - G-08 |
| WATER & SEWAGE                    | G-09 - G-12 |
| WINDOW, VENT AND<br>EXTERIOR DOOR | G-13 - H-14 |

EXTERIOR BODY GROUP

EXTERIOR BODY GROUP (CONTINUED)  
FRONT END COMPONENTS & BUMPER

TABLE OF CONTENTS

|              |             |
|--------------|-------------|
| INTRODUCTION | A-01 - A-04 |
| WCF22EC      | A-05 - D-14 |
| WCF27EU      | D-15 - H-14 |



| KEY PART NUMBER  | U/M | DESCRIPTION   |
|------------------|-----|---|
| 1 078590-01-000  | EA  | TRIM-ROOF TO FRONT CAP  |
| 2 078572-03-000  | EA  | ROOF CAP-FRONT, PRIMED  |
| 3 079225-02-000  | EA  | TRIM POST-WINDSHIELD, DRIVERS - METAL - BLACK                 |
| 4 073342-01-000  | EA  | BRACKET ASM-STRIKER,HOOD (MOUNTS TO CROSSMEMBER)              |
| 5 R77003-68-721  | EA  | CABLE ASM-HOOD RELEASE  |
| 5 R77008-19-785  | EA  | SHEATH-CABLE END,HOOD   |
| 6 089922-01-000  | EA  | TRIM-SEAM, FRONT END TO SIDEWALLS                             |
| 7 090084-01-000  | EA  | BRACE-LATCH,HOOD  |
| 8 M01115-26-Y15  | EA  | FRONT END-FIBERGLASS, BEIGE- W/O LIGHTS,GRILLE,OR DECALS      |
| 9 089768-01-X14  | EA  | HOOD ASM-BEIGE, WITHOUT DECALS                                |
| 058788-02-000    | EA  | BOLT-BUMPER,HOOD ADJUSTING,.31"X18X1.25"                      |
| 073336-01-000    | EA  | STRIKER-LATCH (MOUNTS TO #073342-01-000)                      |
| 076716-02-000    | EA  | BRACKET ASM- LATCH - INCLUDED WITH HOOD                       |
| 078767-02-000    | EA  | PLATE ASM-MOUNTING, HINGES - INCLUDED WITH HOOD               |
| 089926-01-000    | EA  | ARM ASM-HINGE, HOOD - RIGHT                                   |
| 089926-02-000    | EA  | ARM ASM-HINGE, HOOD - LEFT                                    |
| 090197-01-000    | EA  | BRACKET-HINGE ARM, HOOD - RIGHT                               |
| 090197-02-000    | EA  | BRACKET-HINGE ARM, HOOD - LEFT                                |
| 10 078577-08-000 | EA  | END CAP-BUMPER, FRONT DRIVERS SIDE - BEIGE                    |
| 078577-07-000    | EA  | END CAP-BUMPER, PASSENGERS FRONT SIDE - BEIGE                 |
| 11 077850-04-000 | EA  | BUMPER-FRONT,UNPAINTED  |
| 077852-01-000    | EA  | BRACKET-BUMPER,FRONT, 2 PER COACH                             |
| 096339-01-000    | EA  | SUPPORT-BUMPER, 2 PER COACH                                   |
| 093346-01-000    | EA  | BRACE-BUMPER,LOWER,RIGHT                                      |
|                  |     | FROM: 00-00-00 THRU: 08-15-89                                 |
| 096346-02-000    | EA  | BRACE-BUMPER,LOWER,LEFT                                       |
|                  |     | FROM: 00-00-00 THRU: 08-15-89                                 |
| 096401-01-000    | EA  | BRACE-BUMPER,UPPER,RIGHT                                      |
|                  |     | FROM: 00-00-00 THRU: 08-15-89                                 |
| 096401-02-000    | EA  | BRACE-BUMPER,UPPER, LEFT                                      |
|                  |     | FROM: 00-00-00 THRU: 08-15-89                                 |
| 005200-01-000    | EA  | BOLT-BUMPER,ROUND HEAD-SQUARE NECK- W/SST CAP 7/16-14 X 1 1/4 |
| 12 089821-01-X14 | EA  | GRILLE ASM-5 BAR  |
| 13 088252-03-000 | FT  | TRIM-CHROME,2" WIDE WITH PRESSURE SENSITIVE BACKING           |
| 14 088252-02-000 | FT  | TRIM-CHROME,1"WIDE WITH PRESSURE SENSITIVE BACKING            |
| 15 R77007-51-429 | EA  | BRACKET-HOOD RELEASE  |
| 16 R77006-38-499 | EA  | SPRING-CABLE,HOOD LATCH                                       |
| 17 R77007-01-950 | EA  | SPRING-HOOD RELEASE   |
| 18 079225-01-000 | EA  | TRIM POST-WINDSHIELD, PASSENGER - METAL - BLACK               |
| 090119-01-000    | EA  | BRACKET-GRILL   |
| 061603-01-000    | EA  | GROMMET-SNAP, 3/16 ID - 3/8 HOLE - PLASTIC - BLACK            |
| 076322-04-000    | FT  | TAPE-FOAM, DOUBLE COATED - .045" X .75"                       |
| 058833-01-000    | EA  | BRACKET-PROP ROD  |
| 062628-01-000    | EA  | CLIP-PROP ROD   |
| 072917-03-000    | EA  | ROD-PROP, HOOD  |
| 065747-01-000    | SF  | INSULATION-MICROFOAM, .5"                                     |
| 074048-01-000    | EA  | INSERT-KNURLED, BRASS - #8-32- FOR HEADLIGHT SCREWS           |

1970 WCF27EU INDEX

|                      |             |
|----------------------|-------------|
| FLOOR PLAN           | D15 - D-16  |
| ACCESSORIES          | D-17 - D-20 |
| BATH                 | D-21 - D-24 |
| BEDROOM              | E-01 - E-02 |
| CHASSIS              | E-03 - E-06 |
| C C & PAD            | E-07 - E-14 |
| CINETTE              | E-15 - E-16 |
| DRIVERS              | E-17 - E-20 |
| ELECTRICAL           | E-21 - F-02 |
| EXTERIOR BODY        | F-03 - F-09 |
| GALLEY               | F-10 - F-16 |
| HEATING & A/C        | F-17 - F-23 |
| INTERIOR FINISH      | F-24 - G-01 |
| LABEL                | G-02        |
| LP                   | G-03        |
| LOUNGE               | G-04 - G-06 |
| SEALANTS & FASTENERS | G-07 - G-08 |
| WATER & SEWAGE       | G-09 - G-12 |
| WINDOW, VENT ANI     |             |
| EXTERIOR DOOR        | G-13 - H-14 |

EXTERIOR BODY GROUP (CONTINUED)  
EXTERIOR PANEL AND TRIM

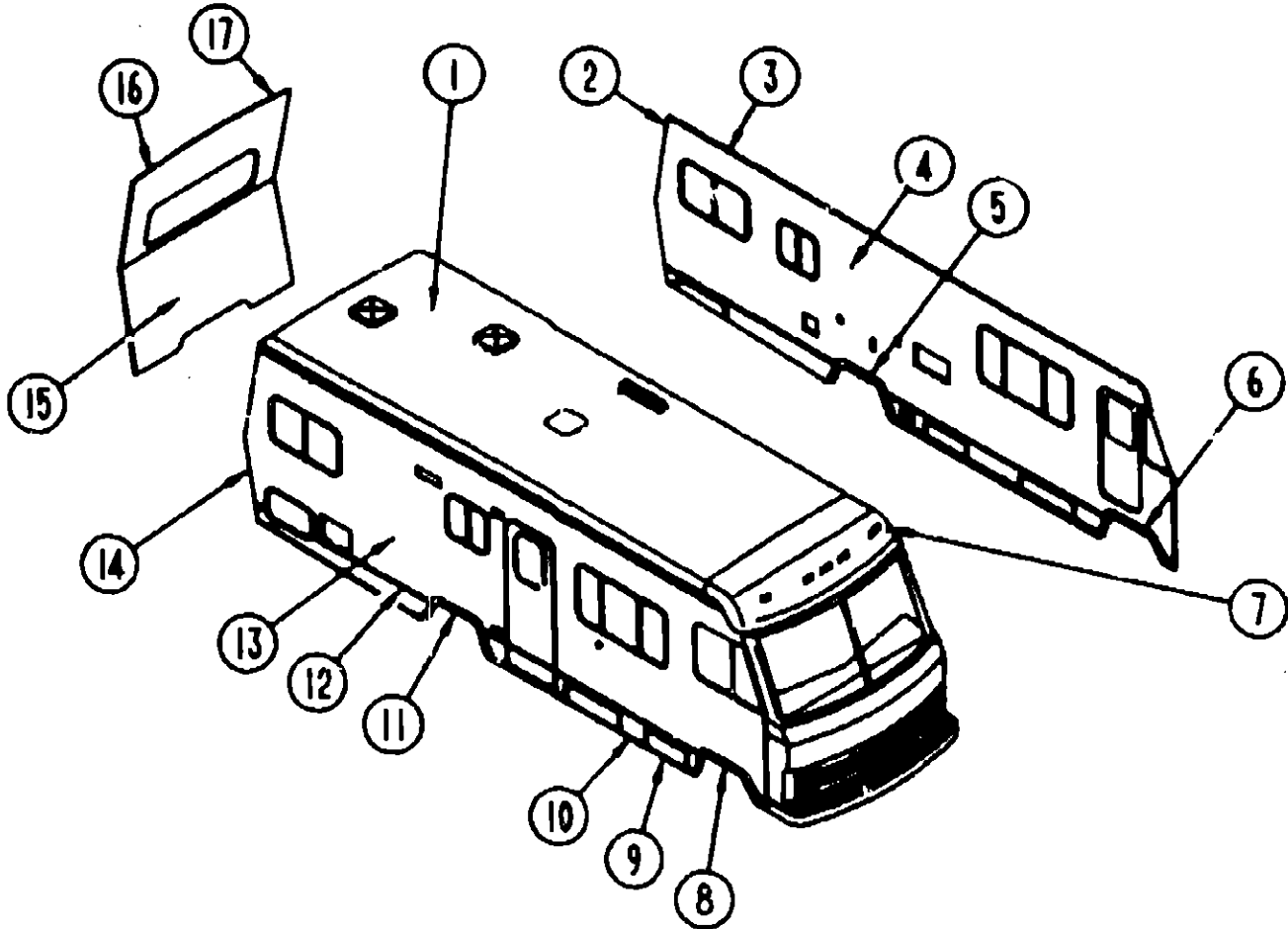


TABLE OF CONTENTS

|              |             |
|--------------|-------------|
| INTRODUCTION | A-01 - A-04 |
| WCF22EC      | A-05 - D-14 |
| WCF27EU      | D-15 - H-14 |

1990 WCF27EU INDEX

|                                |             |
|--------------------------------|-------------|
| FLOOR PLAN                     | D15 - D-16  |
| ACCESSORIES                    | D-17 - D-20 |
| BATH                           | D-21 - D-24 |
| BEDROOM                        | E-01 - E-02 |
| CHASSIS                        | E-03 - E-06 |
| C C & PAD                      | E-07 - E-14 |
| DINETTE                        | E-15 - E-16 |
| DRIVERS                        | E-17 - E-20 |
| ELECTRICAL                     | E-21 - F-02 |
| EXTERIOR BODY                  | F-03 - F-09 |
| GALLEY                         | F-10 - F-16 |
| HEATING & A/C                  | F-17 - F-23 |
| INTERIOR FINISH                | F-24 - G-01 |
| LABEL                          | G-02        |
| LP                             | G-03        |
| LOUNGE                         | G-04 - G-06 |
| SEALANTS & FASTENERS           | G-07 - G-08 |
| WATER & SEWAGE                 | G-09 - G-12 |
| WINDOW, VENT AND EXTERIOR DOOR | G-13 - H-14 |

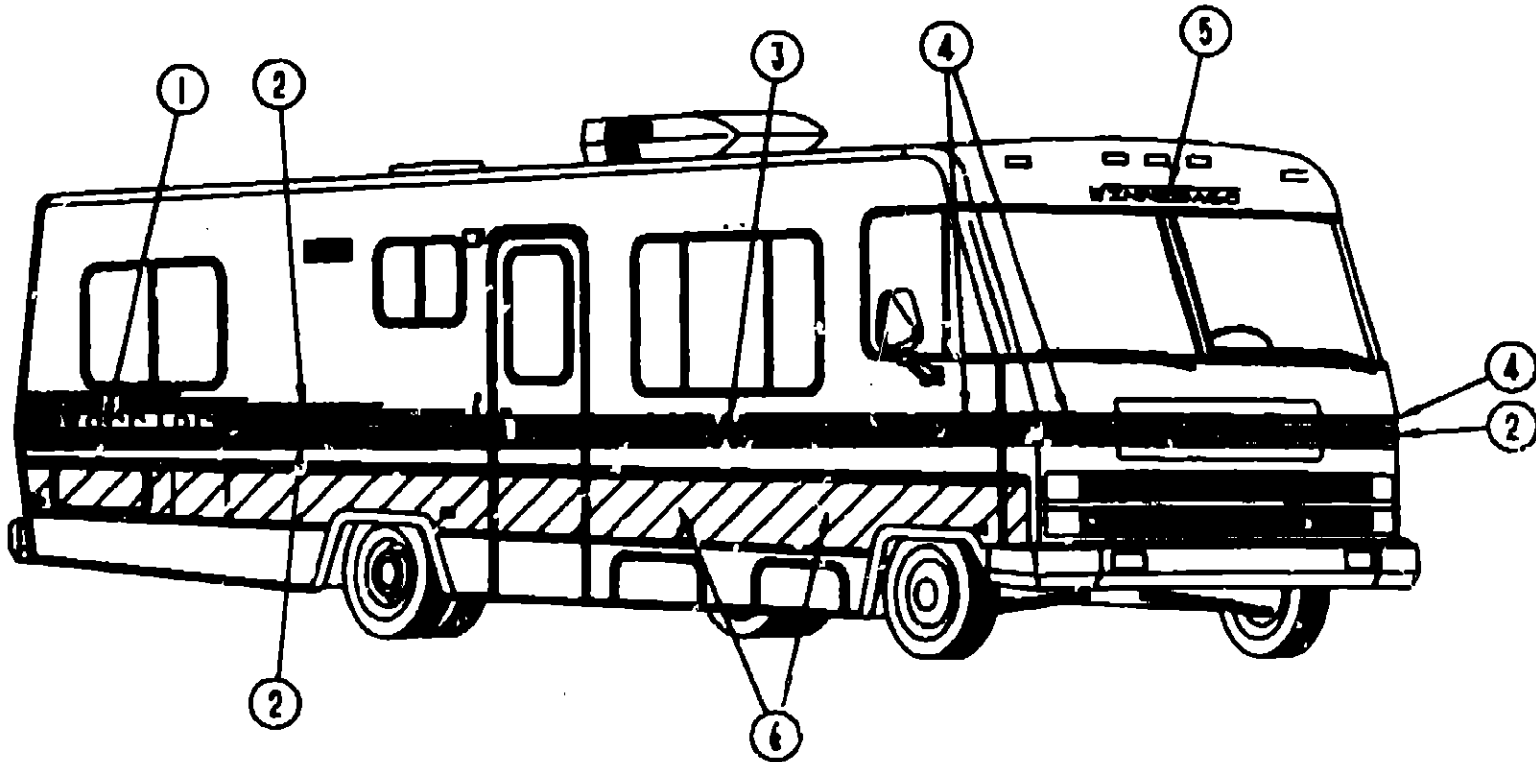
| KEY PART NUMBER  | U/M | DESCRIPTION  |
|------------------|-----|--|
| 1 094505-02-AA8  | EA  | ROOF W/O LIGHTS & VENTS (SPECIAL ORDER ITEM)   |
| 2 090203-03-000  | EA  | TRIM-CORNER, DRIVERS SIDEWALL TO BACKWALL - BEIGE  |
| 3 078967-08-000  | EA  | ANGLE-JOINT, ROOF - 156.5"   |
| 3 078900-06-000  | EA  | COVE-SIDEWALL, 166.30" BEIGE   |
| 4 M94521-01-AA8  | EA  | SIDEWALL DRIVER W/O LIGHTS, DOOR AND WINDOWS<br>FROM: 00-00-00 THRU: 10-01-89                |
| 4 M98883-01-AA8  | EA  | SIDEWALL-DRIVER, W/O LIGHTS, DOORS, OR WINDOWS<br>FROM: 10-02-89 THRU: 99-99-99              |
| 5 089749-01-000  | EA  | TRIM-WHEELWELL, REAR, ALUMINUM, LEFT OR RIGHT<br>LOCATED BENEATH PLASTIC WHEEL WELL TRIM     |
| 5 075070-03-000  | EA  | TRIM-WHEELWELL, DRIVER REAR - PLASTIC - BEIGE  |
| 6 089909-01-000  | EA  | TRIM-FRONT WHEELWELL - DRIVER & PASSENGER - METAL<br>LOCATED BENEATH PLASTIC WHEEL WELL TRIM |
| 8 078556-06-000  | EA  | TRIM-WHEELWELL, DRIVER FRONT - PLASTIC - BEIGE   |
| 7 078572-03-000  | EA  | ROOF CAP-FRONT, PRIMED   |
| 8 078556-07-000  | EA  | TRIM-WHEELWELL, PASSENGER FRONT - PLASTIC - BEIGE  |
| 9 088526-55-001  | EA  | ROCKER PANEL, 192", ALUMINUM, BEIGE, WITH DOOR PIN HOLES                                     |
| 10 079407-05-001 | EA  | ROCKER PANEL 192", ALUMINUM, BEIGE, WITHOUT DOOR PIN HOLES                                   |
| 065374-01-000    | EA  | WHEELWELL-PLASTIC  |
| 11 089749-01-000 | EA  | TRIM-WHEELWELL, REAR, ALUMINUM, LEFT OR RIGHT<br>LOCATED BENEATH PLASTIC WHEEL WELL TRIM     |
| 11 075070-01-000 | EA  | TRIM-WHEELWELL, PASSENGER REAR - PLASTIC - BEIGE   |

| KEY PART NUMBER  | U/M | DESCRIPTION   |
|------------------|-----|---|
| 12 059576-08-000 | EA  | FEATURE STRIP-ALUMINUM, 182" - BEIGE  |
| 039731-01-000    | EA  | CAP-END, FEATURE STRIP  |
| 13 M95797-01-AA8 | EA  | SIDEWALL ASM-PASS, W/O LIGHTS DOORS, OR WINDOWS<br>FROM: 00-00-00 THRU: 10-01-89    |
| 13 M98752-01-AA8 | EA  | SIDEWALL ASM-PASS, W/OUT LIGHTS, DOORS, OR WINDOWS<br>FROM: 10-02-89 THRU: 99-99-99 |
| 14 090203-01-000 | EA  | TRIM-CORNER, PASSENGER SIDEWALL TO BACKWALL - BEIGE                                 |
| 15 M94509-01-AA8 | EA  | BACKWALL ASM-W/O LIGHTS, DOORS, OR WINDOWS<br>FROM: 00-00-00 THRU: 10-01-89         |
| 15 M94509-01-A98 | EA  | BACKWALL ASM-W/O LIGHTS, DOORS, OR WINDOWS<br>FROM: 10-02-89 THRU: 99-99-99         |
| 16 086906-07-000 | EA  | TRIM-BACKWALL TO ROOF, PASSENGER SIDE REAR - BEIGE                                  |
| 050406-06-000    | EA  | TRIM-BACKWALL, LOWER, ALUMINUM, BEIGE, 2 PER BACKWALL                               |
| 17 086906-08-000 | EA  | TRIM-BACKWALL TO ROOF, DRIVERS SIDE REAR - BEIGE                                    |
| 002365-01-001    | EA  | U-CHANNEL, 1" X 18" - SERRATED - MILL FINISHED ALUMINUM                             |
| 064602-04-000    | EA  | BUMPER ASM-REAR, 4"X4" SQUARE - 92" - BEIGE   |
| 064601-02-000    | EA  | BRACKET ASM-BUMPER REAR   |

EXTERIOR BODY GROUP (CONTINUED)  
DECALS, STRIPES & LABELS

TABLE OF CONTENTS

|              |             |
|--------------|-------------|
| INTRODUCTION | A-01 - A-04 |
| WCF22EC      | A-05 - D-14 |
| WCF27EU      | D-15 - H-14 |



| KEY PART NUMBER/ER | U/M | DESCRIPTION   |
|--------------------|-----|---|
| 1 060313-22-0/00   | EA  | DECAL-LOGO, "WINNEBAGO" - 2.8" HIGH - CHROME                                |
| 2 078186-41-000    | FT  | MULTISTRIPE-4 LINES, 4.5" HIGH - AA9/AA9 - BLUE/MAUVE BURGUNDY DUPONT L8543 |
| 3 078631-70-000    | FT  | STRIPE-1 LINE, 1.75" HIGH - AA8/AA9 - BLUE/MAUVE - BLUE DUPONT K8147        |
| 4 079351-36-000    | EA  | DECAL-FLYING W, AA8/AA9 - BLUE/MAUVE - BLUE DUPONT K8147                    |
| 5 093588-01-02A    | EA  | DECAL - LOGO, "WARRIOR" - BEIGE & BLACK                                     |
| 6 093680-17-01A    | FT  | MULTISTRIPE-2 LINES, 12" HIGH - AA8/AA9 - BLUE/MAUVE BROWN DUPONT B8157     |
| 074558-01-000      | EA  | DECAL-LOGO, LPG - RED - (CALIF CODE)  |
| NOTE: . .          |     | BEIGE BODY PAINT-DUPONT# L8729  |

1990 WCF27EU INDEX

|                                |             |
|--------------------------------|-------------|
| FLOOR PLAN                     | D15 - D-16  |
| ACCESSORIES                    | D-17 - D-20 |
| BATH                           | D-21 - D-24 |
| BEDROOM                        | E-01 - E-02 |
| CHASSIS                        | E-03 - E-06 |
| C C & PAD                      | E-07 - E-14 |
| DINETTE                        | E-15 - E-16 |
| DRIVERS                        | E-17 - E-20 |
| ELECTRICAL                     | E-21 - F-02 |
| EXTERIOR BODY                  | F-03 - F-09 |
| GALLEY                         | F-10 - F-16 |
| HEATING & A/C                  | F-17 - F-23 |
| INTERIOR FINISH                | F-24 - G-01 |
| LABEL                          | G-02        |
| LP                             | G-03        |
| LOUNGE                         | G-04 - G-06 |
| SEALANTS & FASTENERS           | G-07 - G-08 |
| WATER & SEWAGE                 | G-09 - G-12 |
| WINDOW, VENT AND EXTERIOR DOOR | G-13 - H-14 |

EXTERIOR BODY GROUP (CONTINUED)

SHEET FIBERGLASS, ALUMINUM, STYROFOAM AND COMPONENTS

| KEY PART NUMBER | U/M | DESCRIPTION  |
|-----------------|-----|--|
| 001018-01-024   | EA  | SKIN-ALUMINUM, .024" X 48" X 96" - FLAT - BEIGE                        |
| 044487-01-001   | EA  | ALUMINUM SHEET - .019" X 96" X 360" - MILL FINISH                      |
| 078054-88-000   | EA  | FIBERGLASS-SHEET, 48" X 315" - FLAT - BEIGE                            |
| 078054-89-000   | EA  | FIBERGLASS-SHEET, FLAT, 48.12" X 256", BEIGE                           |
| 000888-01-000   | SF  | STYROFOAM-3/4" X 24" X 96" - INCREMENTS OF 16 SF                       |
| 083574-01-000   | SF  | STYROFOAM, DOW TYPE SM - 1.5" X 24" X 85.25 - INCREMENTS OF 14 SF      |
| 000870-03-000   | SF  | STYROFOAM-1.34" X 48" X 96" - INCREMENTS OF 32 SF                      |
| 088297-01-000   | SF  | PLYWOOD-LUAN, OVERLAY GRADE - 4" X 8" - INCREMENTS OF 32 SF            |
| 078322-02-000   | FT  | TAPE-FOAM, DOUBLE - COATED .025X1.0                                    |
| 078322-03-000   | FT  | TAPE-FOAM, DOUBLE COATED - .045" X .5"                                 |
| 088287-01-000   | FT  | CHANNEL-FORMED, 2" X .88" X 14GA - 20' W/HOLES                         |
| 088228-01-000   | EA  | RETAINER-3/4"  |
| 002728-01-001   | EA  | GARNISH-U-CHANNEL, 1.38" X 19" - SERRATED - MILL ALUMINUM              |
| 002754-01-001   | EA  | ANGLE-EXTRUDED, .75" X .75" X 18" - MILL ALUMINUM                      |
| M03044-02-Y15   | EA  | PANEL-PATCH, SIDEWALL- 4' X 8' PRESSED STYROFOAM TO FIBERGLASS - BEIGE |
| 088772-51-001   | EA  | PIN-STAINLESS STEEL .25" DIAMETER X 4.17"                              |
| 004006-02-000   | EA  | ADHESIVE-SWIFTS, 1 GAL.  |

| KEY PART NUMBER |
|-----------------|
| M04074-07-AA8   |
| 090329-01-000   |
| 085225-01-000   |
| 087544-01-000   |
| 067544-02-000   |
| 054450-01-000   |
| 088248-02-000   |
| 088248-02-700   |
| 088248-02-701   |
| 084472-02-725   |
| 075217-01-737   |
| 084100-01-715   |
| 084100-01-713   |
| 084550-01-719   |
| 084281-01-718   |
| 075217-01-748   |
| 084880-01-705   |
| 084880-01-714   |
| 084880-01-710   |
| 075217-01-736   |
| 084472-01-708   |
| 075217-01-701   |
| 075217-01-745   |
| 075217-01-700   |
| 075217-01-704   |
| 075217-01-747   |
| 084472-02-733   |
| 075217-01-700   |
| 084472-01-747   |
| 084472-01-744   |
| 084472-01-720   |
| 084472-01-727   |
| 075217-01-716   |
| 094039-01-736   |
| 075217-01-718   |
| 075217-01-738   |
| 094039-01-726   |
| 084880-01-709   |
| 075217-01-707   |
| 084472-01-731   |
| 075217-01-713   |
| 084472-01-728   |
| 084472-03-700   |
| 084472-01-726   |
| 084073-01-000   |
| 084073-04-000   |
| 093236-02-000   |
| 056464-02-000   |
| 056464-05-000   |

| KEY PART NUMBER |
|-----------------|
| 090392-01-Y12   |
| 002825-01-000   |
| 009440-01-000   |
| 015911-01-000   |
| 055218-01-000   |
| 052639-01-001   |
| 009439-01-000   |
| 009439-03-000   |
| 078786-01-Y12   |
| 002291-02-000   |
| 002298-02-000   |

GALLEY GROUP

REFRIGERATOR & CABINET

| U/M | DESCRIPTION   |
|-----|---|
| EA  | FACE-REFRIGERATOR CABINET   |
| FT  | SEAL-REFRIGERATOR CABINET   |
| EA  | PLATE-TIEDOWN, REFRIGERATOR   |
| EA  | BRACKET-REAR TIEDOWN, REFRIGERATOR  |
| EA  | BRACKET-FRONT TIEDOWN, REFRIGERATOR   |
| EA  | LEVEL-REFRIGERATOR  |
| EA  | REFRIGERATOR-2-WAY, NORCOLD 878-EG2   |
| EA  | P/C BOARD-2/WAY, NORCOLD 818027   |
| EA  | INSERT-CONTROL PANEL, LOWER - 2/WAY - NORCOLD 618038                                |
| EA  | BLOCK-TERMINAL, NORCOLD 814973  |
| EA  | CONTROL MODULE, NORCOLD# 61525022   |
| EA  | VALVE-SHUT OFF, MANUAL - NORCOLD# 61897922  |
| EA  | CONNECTOR-MALE, INLET FITTING - NORCOLD# 615256                                     |
| EA  | ELBOW-BRASS, NORCOLD 615533   |
| EA  | VALVE-GAS, NORCOLD 615518   |
| EA  | BAFFLE ASSEMBLY   |
| EA  | ORIFICE - NORCOLD# 614522   |
| EA  | BURNER (NO ELECTRODES)  |
| EA  | IGNITION ELECTRODE  |
| EA  | ELECTRODE-SENSOR, NORCOLD 615248  |
| EA  | HEATER - NORCOLD 614713   |
| EA  | GASKET-DOOR, UPPER - NORCOLD 615321   |
| EA  | TRIM-UPPER DOOR, FOAMED - NORCOLD 614905  |
| EA  | TRIM-SHELF, UPPER DOOR - INSIDE - NORCOLD 615223                                    |
| EA  | GASKET-LOWER DOOR, NORCOLD 615320   |
| EA  | LINER-LOWER DOOR, FOAMED - NORCOLD 614906   |
| EA  | FRAME CAP-LOWER DOOR, TOP - NORCOLD 615580  |
| EA  | TRIM-SHELF, UPPER DOOR - INSIDE - NORCOLD 615223                                    |
| EA  | RAIL-INSIDE TRIM, LOWER DOOR - NORCOLD 613132                                       |
| EA  | DAIRY KEEPER - NORCOLD 614720   |
| EA  | FRAME STRIP-CABINET, TOP - NORCOLD 613614   |
| EA  | HINGE-UPPER RIGHT, NORCOLD 613528   |
| EA  | DIVIDER-CABINET FRONT, TOP TO BOTTOM - NORCOLD 614492                               |
| EA  | SWITCH-LIGHT, BLACK - NORCOLD 615810  |
| EA  | SWITCH-LIGHT, WHITE - NORCOLD 615227  |
| EA  | SWITCH-HUMIDITY, NORCOLD 615259   |
| EA  | SHELF-FREEZER EVAPORATOR, NORCOLD 615236  |
| EA  | SOCKET-LAMP, NORCOLD# 615231  |
| EA  | BULB-DC LAMP, NORCOLD 614602  |
| EA  | COVER-CRISPER, NORCOLD 613376   |
| EA  | DRAWER-CRISPER, NORCOLD 615180  |
| EA  | HINGE-LOWER RIGHT, NORCOLD 613529   |
| EA  | PIN-HINGE, BOTTOM - NORCOLD 615507  |
| EA  | FRAME STRIP-CABINET, LEFT - NORCOLD 613820  |
| EA  | COVER-ROOF VENT, NORCOLD REFRIGERATOR - BEIGE                                       |
| EA  | BASE-ROOF VENT, NORCOLD REFRIGERATOR - BLACK  |
| EA  | LABEL-CIRCUIT BREAKER,MAIN  |
| EA  | REGISTER-PLASTIC W/O DAMPER - 4" DIAMETER - BROWN<br>FROM: 00-00-00 THRU: 10-15-89  |
| EA  | REGISTER-PLASTIC W/O DAMPER - 4" DIAMETER - GOLDEN<br>FROM: 10-16-89 THRU: 99-99-99 |

GALLEY ROOF VENT

| U/M | DESCRIPTION                                      |
|-----|--|
| EA  | VENT-ROOF, NON POWERED                           |
| EA  | WEATHER STRIP-ROOF VENT, GRAY                    |
| EA  | GEAR/ARM-VENT COVER, LIFT                        |
| EA  | TRACK-LIFT ARM, SLIDE - ROOF VENT                |
| EA  | COVER-ROOF VENT                                  |
| EA  | HINGE-VENT COVER, 192"                           |
| EA  | CRANK HANDLE-ROOF VENT                           |
| EA  | EXTENSION-CRANK HANDLE, ROOF VENT - .9"          |
| EA  | SCREEN-ROOF VENT, NON POWERED                    |
| SF  | SCREENING-ROOF VENT/WINDOW, 16" - BLACK          |
| FT  | SPLINE-VENT/WINDOW SCREEN, .128 DIAMETER - BLACK |

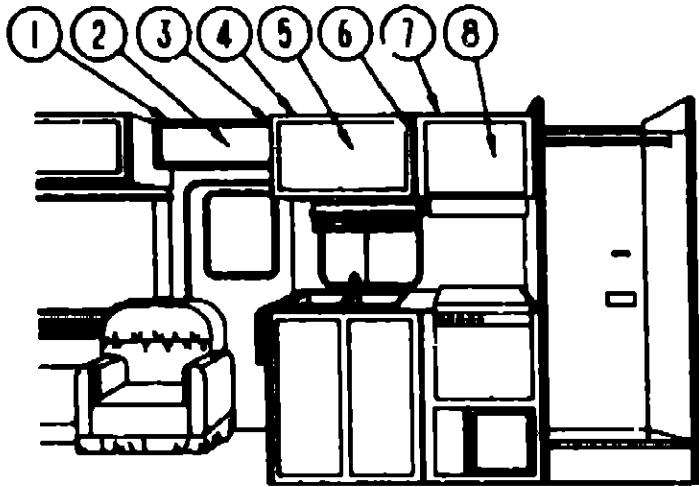
TABLE OF CONTENTS

|              |             |
|--------------|-------------|
| INTRODUCTION | A-01 - A-04 |
| WCF22EC      | A-05 - D-14 |
| WCF27EU      | D-15 - H-14 |

1990 WCF27EU INDEX

|                                   |             |
|-----------------------------------|-------------|
| FLOOR PLAN                        | D15 - D-16  |
| ACCESSORIES                       | D-17 - D-20 |
| BATH                              | D-21 - D-24 |
| BEDROOM                           | E-01 - E-02 |
| CHASSIS                           | E-03 - E-06 |
| C C & PAD                         | E-07 - E-14 |
| DNETTE                            | E-15 - E-16 |
| DRIVERS                           | E-17 - E-20 |
| ELECTRICAL                        | E-21 - F-02 |
| EXTERIOR BODY                     | F-03 - F-09 |
| GALLEY                            | F-10 - F-16 |
| HEATING & A/C                     | F-17 - F-23 |
| INTERIOR FINISH                   | F-24 - G-01 |
| LABEL                             | G-02        |
| LP                                | G-03        |
| LOUNGE                            | G-04 - G-06 |
| SEALANTS & FASTENERS              | G-07 - G-08 |
| WATER & SEWAGE                    | G-09 - G-12 |
| WINDOW, VENT AND<br>EXTERIOR DOOR | G-13 - H-14 |

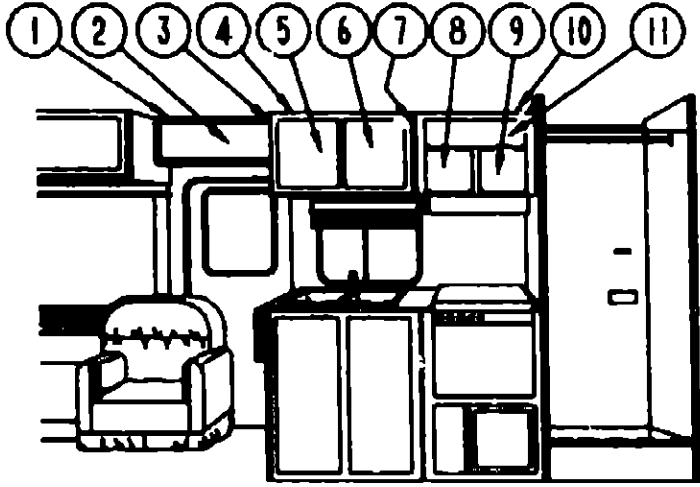
GALLEY GROUP (CONTINUED)



GALLEY CABINET OVERHEADS & COMPONENTS CONT.  
FROM: 00-00-00 THRU: 12-31-89

| KEY PART NUMBER | U/M | DESCRIPTION   |
|-----------------|-----|---|
| 1 M99233-01-AA8 | EA  | CABINET-OVERHEAD, ENTRANCE DOOR   |
| M04074-19-AA8   | EA  | FACE-CABINET  |
| 2 M96652-76-A93 | EA  | DOOR-CABINET W/O HARDWARE - 25.2" X 7.08"   |
| 3 081320-02-AA8 | EA  | END CAP-CABINET, FRONT, OVERHEAD - SINK   |
| 4 M03972-01-AA8 | EA  | CABINET-OVERHEAD, SINK  |
| 5 M96652-36-AA3 | EA  | DOOR-CABINET, SINK OVERHEAD - W/O HARDWARE - 14.4" X 26.8"<br>FROM: 00-00-00 THRU: 11-26-89 |
| 5 M96652-36-A93 | EA  | DOOR-CABINET, SINK OVERHEAD - W/O HARDWARE - 14.4" X 26.8"<br>FROM: 11-27-89 THRU: 12-31-89 |
| 6 081320-11-AA8 | EA  | END CAP-CABINET, FRONT - OVERHEAD - RANGE   |
| 7 M96290-01-AA8 | EA  | CABINET-OVERHEAD, RANGE   |
| M04074-24-AA8   | EA  | FACE-CABINET, OVERHEAD RANGE  |
| 8 M96652-37-AA3 | EA  | DOOR-CABINET, OVERHEAD RANGE W/O HARDWARE - 14.4" X 21.8"<br>FROM: 00-00-00 THRU: 10-01-89  |
| 8 M96652-37-A93 | EA  | DOOR-CABINET, OVERHEAD RANGE W/O HARDWARE - 14.4" X 21.8"<br>FROM: 10-02-89 THRU: 12-31-89  |

GALLEY GROUP (CONTINUED)



GALLEY CABINETS & COMPONENTS CONT.  
FROM: 01-01-90 THRU: 99-99-99

| KEY PART NUMBER  | U/M | DESCRIPTION   |
|------------------|-----|---|
| 1 M99233-01-AA8  | EA  | CABINET-OVERHEAD, ENTRANCE DOOR                           |
| M04074-19-AA8    | EA  | FACE-CABINET  |
| 2 M96652-76-A93  | EA  | DOOR-CABINET W/O HARDWARE - 25.2" X 7.08"                 |
| 3 081320-17-AA8  | EA  | END CAP-CABINET, FRONT - OVERHEAD - SINK                  |
| 4 M99636-02-AA8  | EA  | CABINET-OVERHEAD, SINK                                    |
| 5 M96652-69-A93  | EA  | DOOR, FRONT -CABINET W/O HARDWARE, SINK OVERHEAD          |
| 6 M96652-70-A93  | EA  | DOOR, REAR -CABINET W/O HARDWARE, SINK OVERHEAD           |
| 7 081320-14-AA8  | EA  | END CAP-CABINET, FRONT - OVERHEAD - RANGE                 |
| 8 M96652-67-A93  | EA  | DOOR-OVERHEAD CABINET W/O HARDWARE, RANGE - 14.4" X 10.8" |
| 9 M96652-68-A93  | EA  | DOOR-OVERHEAD CABINET W/O HARDWARE, RANGE - 14.4" X 10.8" |
| 10 M99535-01-AA8 | EA  | CABINET-OVERHEAD, RANGE                                   |
| M04074-25-AA8    | EA  | FACE-CABINET, OVERHEAD - RANGE                            |
| 098980-01-000    | EA  | PILASTER-ADJUSTABLE SHELF                                 |
| 11 M96652-92-A93 | EA  | DOOR-CABINET, W/O HARDWARE - 7.1" X 21.85" - OVER RANGE   |

TABLE OF CONTENTS

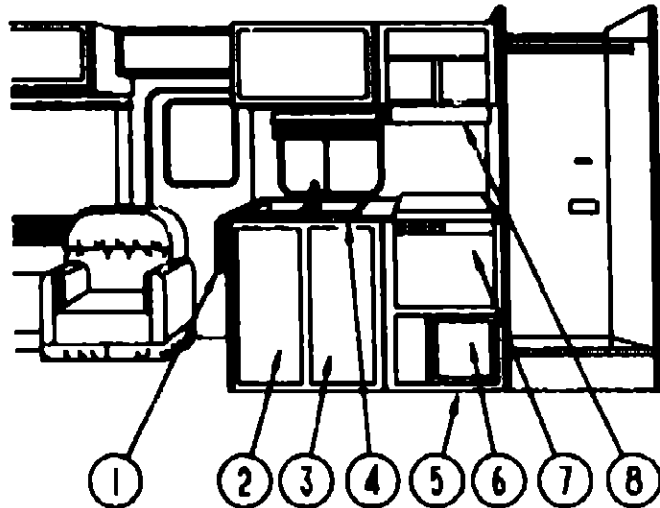
|              |             |
|--------------|-------------|
| INTRODUCTION | A-01 - A-04 |
| WCF22EC      | A-05 - D-14 |
| WCF27EU      | D-15 - H-14 |

1990 WCF27EU INDEX

|                      |             |
|----------------------|-------------|
| FLOOR PLAN           | D15 - D-16  |
| ACCESSORIES          | D-17 - D-20 |
| BATH                 | D-21 - D-24 |
| BEDROOM              | E-01 - E-02 |
| CHASSIS              | E-03 - E-06 |
| C C & PAD            | E-07 - E-14 |
| DINETTE              | E-15 - E-16 |
| DRIVERS              | E-17 - E-20 |
| ELECTRICAL           | E-21 - F-02 |
| EXTERIOR BODY        | F-03 - F-09 |
| GALLEY               | F-10 - F-16 |
| HEATING & A/C        | F-17 - F-23 |
| INTERIOR FINISH      | F-24 - G-01 |
| LABEL                | G-02        |
| LP                   | G-03        |
| LOUNGE               | G-04 - G-06 |
| SEALANTS & FASTENERS | G-07 - G-08 |
| WATER & SEWAGE       | G-09 - G-12 |
| WINDOW, VENT AND     |             |
| EXTERIOR DOOR        | G-13 - H-14 |



GALLEY GROUP (CONTINUED)



GALLEY CABINETS & COMPONENTS CONT.

| KEY PART NUMBER | U/M | DESCRIPTION  |
|-----------------|-----|--|
| 1 080812-02-AA8 | EA  | EXTENSION-COUNTERTOP, GALLEY CABINET - AA8 - BLUE                                      |
| 1 080812-02-AA9 | EA  | EXTENSION-COUNTERTOP, GALLEY CABINET - AA9 - MAUVE                                     |
| 2 M98652-26-AA8 | EA  | DOOR-CABINET, W/O HARDWARE - 33.5" X 14.4"<br>FROM: 00-00-00 THRU: 10-01-89            |
| 2 M98652-26-A93 | EA  | DOOR-CABINET, W/O HARDWARE - 33.5" X 11.4"<br>FROM: 10-02-89 THRU: 12-31-89            |
| 2 M98652-14-A93 | EA  | DOOR-CABINET, W/O HARDWARE - 26.8" X 14.4"<br>FROM: 01-01-90 THRU: 99-99-99            |
| 3 M98652-27-AA8 | EA  | DOOR-CABINET, W/O HARDWARE - 33.5" X 14.4"<br>FROM: 00-00-00 THRU: 10-01-89            |
| 3 M98652-27-A93 | EA  | DOOR-CABINET, W/O HARDWARE - 33.5" X 14.4"<br>FROM: 10-02-89 THRU: 99-99-99            |
| 3 M98652-15-A93 | EA  | DOOR-CABINET W/O HARDWARE, 26.8" X 14.4"<br>FROM: 01-01-90 THRU: 99-99-99              |
| 4 085449-11-AA8 | EA  | COUNTERTOP-GALLEY - AA8 - BLUE<br>FROM: 00-00-00 THRU: 12-31-89                        |
| 4 099843-11-AA8 | EA  | COUNTERTOP-GALLEY, AA8 - BLUE<br>FROM: 01-01-90 THRU: 99-99-99                         |
| 4 085449-11-AA9 | EA  | COUNTERTOP-GALLEY - AA9 - MAUVE<br>FROM: 00-00-00 THRU: 12-31-89                       |
| 4 099843-11-AA9 | EA  | COUNTERTOP-GALLEY, AA9 - MAUVE<br>FROM: 01-01-90 THRU: 99-99-99                        |
| 5 M03967-01-AA8 | EA  | CABINET-GALLEY W/O DOORS, SINK & FAUCET - AA8 - BLUE<br>FROM: 00-00-00 THRU: 12-31-89  |
| 5 M03967-04-AA8 | EA  | CABINET-GALLEY W/O SINK, FAUCET & DOORS - AA8 - BLUE<br>FROM: 01-01-90 THRU: 99-99-99  |
| 5 M03967-01-AA9 | EA  | CABINET-GALLEY W/O DOORS, SINK & FAUCET - AA9 - MAUVE<br>FROM: 00-00-00 THRU: 12-31-89 |
| 5 M03967-04-AA9 | EA  | CABINET-GALLEY W/O SINK, FAUCET & DOORS - AA9 - MAUVE<br>FROM: 01-01-90 THRU: 99-99-99 |
| M04074-12-AA8   | EA  | FACE-CABINET, GALLEY<br>FROM: 00-00-00 THRU: 12-31-89                                  |
| M04074-26-AA8   | EA  | FACE-CABINET, GALLEY<br>FROM: 01-01-90 THRU: 99-99-99                                  |
| 6 M98652-47-AA3 | EA  | DOOR-CABINET BELOW RANGE W/O HARDWARE - 17.9" X 14.4"<br>FROM: 00-00-00 THRU: 10-01-89 |
| 6 M98652-63-A93 | EA  | DOOR-CABINET BELOW RANGE W/O HARDWARE - 17.9" X 14.4"<br>FROM: 10-02-89 THRU: 99-99-99 |
| 7 055282-04-000 | EA  | RANGE-4 BURNER, W/OVEN - MAGIC CHEF BT16NA - ALMOND                                    |
| 055516-01-000   | EA  | BRACKET-FRONT TIEDOWN, RANGE W/OVEN  |
| 055516-02-000   | EA  | BRACKET-REAR TIEDOWN, RANGE W/OVEN   |
| 8 087944-01-01A | EA  | HOOD-RANGE W/O MONITOR PANEL - ALMOND - VENTLINE - US                                  |
| 084878-08-000   | EA  | VENT-RANGE HOOD, SHORT - LVS   |
| 084616-02-000   | EA  | SHROUD-EXTERIOR VENT, RANGE HOOD - BEIGE   |
| 050225-01-000   | EA  | LABEL-WARNING, STOVE VENT - US   |

GALLEY GROUP (CONTINUED)  
GALLEY HARDWARE & APPLIANCES

| KEY PART NUMBER | U/M | DESCRIPTION  |
|-----------------|-----|--|
| 011053-04-000   | EA  | FAUCET-GALLEY, US/CSA - SWING SPOUT 8"   |
| 088615-01-000   | EA  | SINK-GALLEY, DOUBLE W/MOUNTING HARDWARE - STAINLESS STEEL<br>FROM: 00-00-00 THRU: 12-31-89 |
| 098654-01-000   | EA  | SINK-GALLEY, DOUBLE W/MOUNTING HARDWARE - STAINLESS STEEL                                  |
| 266437-01-000   | EA  | STRAINER-SINK, GALLEY W/BASKET<br>FROM: 01-01-90 THRU: 99-99-99                            |
| 086437-01-700   | EA  | BASKET-STRAINER, GALLEY SINK   |
| 081530-01-AA8   | EA  | COVER-SINK, AA8 - BLUE   |
| 081530-01-AA9   | EA  | COVER-SINK, AA9 - MAUVE  |
| 088980-01-000   | EA  | PILASTER-ADJUSTABLE SHELF  |
| 077409-02-000   | EA  | SLIDE-DRAWER, PLASTIC - 20.75"   |
| 077404-02-000   | EA  | DRAWER-PLASTIC, 20" X 12.7" - BEIGE  |
| 094067-01-01A   | EA  | DIVIDER-DRAWER, PLASTIC - LIGHT OAK  |
| 084499-01-000   | EA  | EXTINGUISHER-FIRE, DRY W/MOUNTING BRACKET - 10 BC  |
| 094499-01-700   | EA  | BRACKET-MOUNTING, W/PLASTIC STRAP - FIRE EXTINGUISHER12 KEY                                |

RANGE HOOD

| KEY PART NUMBER | U/M | DESCRIPTION   |
|-----------------|-----|---|
| 097944-01-01A   | EA  | HOOD-RANGE W/O MONITOR PANEL - ALMOND - VENTLINE - US |
| 075470-01-702   | EA  | SWITCH-ON/OFF, LVS CB484                              |
| 092696-01-709   | EA  | BULB-912, LVS VA415                                   |
| 092696-01-710   | EA  | SOCKET-LIGHT, LVS CB267-2                             |
| 080873-01-700   | EA  | MOTOR - LVS CA508-1                                   |
| 080873-01-702   | EA  | BLADE-FAN, LVS VA183-1                                |
| 092696-02-701   | EA  | LENS-LAMP, LVS CC179                                  |
| 096983-01-707   | EA  | FILTER-GREASE, 8" X 8" - LVS CC246                    |

RANGE

| KEY PART NUMBER | U/M | DESCRIPTION   |
|-----------------|-----|---|
| 055282-04-000   | EA  | RANGE-4 BURNER, W/OVEN - MAGIC CHEF BT16NA - ALMOND |
| 055282-04-700   | EA  | PANEL OVEN DOOR ALMOND                              |
| 055282-03-702   | EA  | KNOB-THERMOSTAT                                     |
| 055282-03-708   | EA  | PLUG,PLASTIC  |
| 049045-01-742   | EA  | OVEN,BURNER   |
| 049045-01-739   | EA  | HALF UNION (MAGIC CHEF)                             |
| 049045-01-703   | EA  | VALVE-TOP BURNER BT16GS/22GS                        |
| 049045-01-728   | EA  | BROILER PAN ONLY                                    |
| 049045-01-741   | EA  | INSERT BROILER PAN ONLY                             |
| 064782-02-715   | EA  | CLIP-GRATE  |
| 064782-02-701   | EA  | DEFLECTOR PLATE-BLACK                               |
| 064782-02-710   | EA  | CLIP, GLASS HOLDER                                  |
| 064782-02-712   | EA  | GRATE-TOP BURNER SQ                                 |
| 064782-02-714   | EA  | NIPPLE 1/8 IN                                       |
| 064782-02-708   | EA  | VALVE, MERCURY                                      |
| 064782-02-705   | EA  | HANDLE-OVEN DOOR-BLACK                              |
| 081374-02-701   | EA  | PRESSURE REGULATOR                                  |
| 098507-02-700   | EA  | FILTER, PILOT                                       |
| 098507-02-701   | EA  | INSERT, BURNER (SLOTTED VENT)                       |
| 098507-02-707   | EA  | TOP, MAIN-EBONY                                     |
| 098507-02-701   | EA  | INSERT, BURNER (SLOTTED VENT)                       |

TABLE OF CONTENTS

|              |             |
|--------------|-------------|
| INTRODUCTION | A-01 - A-04 |
| WCF22EC      | A-05 - D-14 |
| WCF27EU      | D-15 - H-14 |

1990 WCF27EU INDEX

|                      |             |
|----------------------|-------------|
| FLOOR PLAN           | D15 - D-16  |
| ACCESSORIES          | D-17 - D-20 |
| BATH                 | D-21 - D-24 |
| BEDROOM              | E-01 - E-02 |
| CHASSIS              | E-03 - E-06 |
| C C & PAD            | E-07 - E-14 |
| DNETTE               | E-15 - E-16 |
| DRIVERS              | E-17 - E-20 |
| ELECTRICAL           | E-21 - F-02 |
| EXTERIOR BODY        | F-03 - F-09 |
| GALLEY               | F-10 - F-16 |
| HEATING & A/C        | F-17 - F-23 |
| INTERIOR FINISH      | F-24 - G-01 |
| LABEL                | G-02        |
| LP                   | G-03        |
| LOUNGE               | G-04 - G-06 |
| SEALANTS & FASTENERS | G-07 - G-08 |
| WATER & SEWAGE       | G-09 - G-12 |
| WINDOW, VENT AND     |             |
| EXTERIOR DOOR        | G-13 - H-14 |



**GALLEY GROUP (CONTINUED)**  
**EUROPEAN EXPORT (OF 1 050)**

| KEY PART NUMBER | U/M | DESCRIPTION  |
|-----------------|-----|--|
| 055282-04-000   | EA  | RANGE-4 BURNER, W/OVEN - MAGIC CHEF BT18NA - ALMOND  |
| 055282-04-700   | EA  | PANEL-OVEN DOOR, ALMOND - MAGIC CHEF 50-26577-2A     |
| 055272-03-708   | EA  | BUMPER-MAIN TOP, MAGIC CHEF 744-178                  |
| 048045-01-742   | EA  | BURNER ASM-OVEN, MAGIC CHEF 50-20218                 |
| 084782-02-715   | EA  | CLIP-GRATE, MAGIC CHEF 413-00015                     |
| 055282-03-702   | EA  | KNOB-THERMOSTAT, MAGIC CHEF 50-20281                 |
| 081374-02-701   | EA  | REGULATOR-PRESSURE, MAGIC CHEF 978-27                |
| 055282-03-700   | EA  | THERMOSTAT, MAGIC CHEF 983-478                       |
| 048045-01-703   | EA  | VALVE-TOP BURNER, MAGIC CHEF 997-584                 |
| 084782-02-705   | EA  | HANDLE-OVEN DOOR, BLACK - MAGIC CHEF 50-25104        |
| 048045-01-728   | EA  | BROILER PAN W/O INSERT, MAGIC CHEF 50-22114-2        |
| 088507-02-700   | EA  | FILTER-PILOT, MAGIC CHEF 735-126                     |
| 088507-02-701   | EA  | INSERT-BURNER (SLOTTED VENT), MAGIC CHEF 7214P015-60 |
| 088507-02-707   | EA  | TOP-MAIN, EBONY - MAGIC CHEF 2011F057-70             |
| 084782-02-701   | EA  | SHIELD-DEFLECTOR FLUE, BLACK - MAGIC CHEF 50-25039-1 |
| 048045-01-741   | EA  | INSERT-BROILER PAN, MAGIC CHEF 1022119-1 OR 2        |
| 084782-02-710   | EA  | BRACKET-FRONT GLASS, MAGIC CHEF 56-62097             |
| 084782-02-712   | EA  | GRATE-TOP BURNER, SQUARE HOLE - MAGIC CHEF 50-25439  |
| 084782-02-714   | EA  | FITTING-PIPE NIPPLE, 1/8" - MAGIC CHEF 883-1         |
| 088507-01-701   | EA  | TOP-MAIN, ALMOND - MAGIC CHEF 2011F057-74            |
| 084782-02-708   | EA  | VALVE-MERCURY CONTROL, MAGIC CHEF 999-628            |

| KEY PART NUMBER |
|-----------------|
| 000G39-08-068   |
| 000G39-10-12D   |
| 000G80-10-28T   |
| 058707-01-000   |
| 083209-02-000   |
| 091289-04-000   |
| 084745-01-01A   |
| 084774-01-01A   |
| 074497-16-000   |

| KEY PART NUMBER |
|-----------------|
| 087944-02-01A   |
| 075470-01-702   |
| 082698-01-709   |
| 080973-01-700   |
| 082698-02-701   |
| 080973-01-702   |
| 088983-01-707   |
| 088024-02-01A   |
| 088024-01-700   |
| 008218-01-000   |
| 088024-04-01A   |

|               |
|---------------|
| 088024-01-700 |
| 008218-01-000 |

**GALLEY GROUP (CONTINUED)**  
**MICROWAVE OVEN-US (OPT 133)**

| U/M | DESCRIPTION   |
|-----|---|
| EA  | SCREW-SF/DR-8-18X3/8 PPH ZN                         |
| EA  | SCREW-SF/DR, 10-16 X 3/4 PPH - BLACK                |
| EA  | SCREW-SF/DR, 10-16X1.75                             |
| EA  | RECEPTACLE-ELECTRIC, SINGLE - BROWN                 |
| EA  | CIRCUIT BREAKER-15/15AMP, 120V                      |
| EA  | OVEN-MICROWAVE, MAGIC CHEF - MODEL M15-B            |
| EA  | TRIM-MICROWAVE, LOWER - BLACK                       |
| EA  | TRIM-MICROWAVE, EITHER SIDE - BLACK                 |
| SF  | PANELING-WOODGRAIN, 4' X 8' - BIRCH - INC. OF 32 SF |

**CANADIAN EXPORT (OPT 285)**

| U/M | DESCRIPTION  |
|-----|--|
| EA  | HOOD-RANGE W/O MONITOR PANEL - VENTLINE - CANADIAN |
| EA  | SWITCH-ON/OFF, LVS CB484                           |
| EA  | BULB-912, LVS VA415                                |
| EA  | MOTOR - LVS CA508-1                                |
| EA  | LENS-LAMP, LVS CC179                               |
| EA  | BLADE-FAN, LVS VA183-1                             |
| EA  | FILTER-GREASE, 8" X 8" - LVS CC248                 |
| EA  | LIGHT-DOME, 1 BULB - CANADIAN - IVORY              |
|     | FROM: 09-04-89 THRU: 01-01-90                      |
| EA  | LENS-DOME LIGHT                                    |
| EA  | BULB-DOME LIGHT, 12V - NUMBER 1141                 |
| EA  | LIGHT-DOME, 2 BULB - CANADIAN - IVORY              |
|     | FROM: 09-04-89 THRU: 01-01-90                      |
| EA  | LENS-DOME LIGHT                                    |
| EA  | BULB-DOME LIGHT, 12V - NUMBER 1141                 |

**TABLE OF CONTENTS**

|              |             |
|--------------|-------------|
| INTRODUCTION | A-01 - A-04 |
| WCF22EC      | A-05 - D-14 |
| WCF27EU      | D-15 - H-14 |

**1990 WCF27EU INDEX**

|                                |             |
|--------------------------------|-------------|
| FLOOR PLAN                     | D15 - D-16  |
| ACCESSORIES                    | D-17 - D-20 |
| BATH                           | D-21 - D-24 |
| BEDROOM                        | E-01 - E-02 |
| CHASSIS                        | E-03 - E-06 |
| C C & PAD                      | E-07 - E-14 |
| DINETTE                        | E-15 - E-18 |
| DRIVERS                        | E-17 - E-20 |
| ELECTRICAL                     | E-21 - F-02 |
| EXTERIOR BODY                  | F-03 - F-09 |
| GALLEY                         | F-10 - F-16 |
| HEATING & A/C                  | F-17 - F-23 |
| INTERIOR FINISH                | F-24 - G-01 |
| LABEL                          | G-02        |
| LP                             | G-03        |
| LOUNGE                         | G-04 - G-06 |
| SEALANTS & FASTENERS           | G-07 - G-08 |
| WATER & SEWAGE                 | G-09 - G-12 |
| WINDOW, VENT AND EXTERIOR DOOR | G-13 - H-14 |

HEATING & AIR CONDITIONING GROUP  
ARA AUTOMOTIVE A/C

| KEY PART NUMBER | U/M | DESCRIPTION   |
|-----------------|-----|---|
| 072341-07-000   | EA  | HEATER/EVAPORATOR-COMplete, LESS DUCT & CONTROL KIT - ARA 0508059 |
| 072341-08-000   | EA  | DUCT & CONTROL KIT, ARA 0508080                                   |
| 072341-07-700   | EA  | RESISTOR-JUMPER HARNESS, ARA 0885052                              |
| 072341-07-701   | EA  | THERMOSTAT, ARA 1247328   |
| 072341-07-702   | EA  | HOSE-LIQUID W/SPECIAL TAP, ARA 0886215                            |
| 072341-07-703   | EA  | HOSE-SUCTION, ARA 0886217   |
| 072341-08-700   | EA  | RESERVOIR-VACUUM, ARA 1701039                                     |
| 072341-08-701   | EA  | PLENUM-HEAT, PASSENGER - ARA 0787999                              |
| 074013-02-712   | EA  | BLOWER-MOTOR, ARA 1120029   |
| 072341-01-700   | EA  | WHEEL-BLOWER W/RETAINER & INDEX CLIP, ARA 0251912                 |
| 072341-01-701   | EA  | CORE-HEATER, ARA 0580199  |
| 072341-01-702   | EA  | COIL-EVAPORATOR, ARA 0580392                                      |
| 075789-01-705   | EA  | VALVE-EXPANSION, ARA 1298417                                      |
| 072341-01-704   | EA  | VALVE-SUCTION, 5/8" O-RING - ARA 0548324                          |
| 073518-02-708   | EA  | SWITCH-PRESSURE, LOW CUT OUT - ARA 0251912                        |
| 072341-01-708   | EA  | RESISTOR, ARA 0882885   |
| 072341-01-708   | EA  | SERVO-VACUUM CONTROL, ARA 1120040                                 |
| 075789-01-721   | EA  | SWITCH-FAN, CUT OUT - ARA 0884507                                 |
| 072341-04-702   | EA  | RELAY, ARA 1331138  |
| 072341-01-710   | EA  | CONTROL HEAD ASM W/O DECAL, ARA 0884970                           |
| 072341-01-711   | EA  | CABLE-BOWDEN, 82" - ARA 0483131                                   |
| 072341-01-712   | EA  | SWITCH-VACUUM, ARA 1298539  |
| 072341-04-702   | EA  | RELAY, ARA 1331138  |
| 072341-01-714   | EA  | VALVE-HEATER CONTROL, ARA 1298305                                 |
| 072341-04-709   | EA  | MOTOR-VACUUM, ARA 1120142   |
| 072341-04-701   | EA  | PLENUM, ARA 0784995   |
| 078372-01-717   | EA  | CLAMP-VALVE, ARA 0409800  |
| 075789-01-711   | EA  | FITTING-AEROQUIP, ARA 0058338                                     |
| 072342-03-707   | EA  | O-RING, #8 - ARA 0058805  |
| 072341-01-715   | EA  | ADAPTER-ESCUTCHEON & LOUVER, ARA 1701563                          |
| 088227-02-701   | EA  | BHACKET-BOWDEN CABLE MOUNTING, ARA 0409417                        |
| 075789-01-718   | EA  | O-RING-AEROQUIP FITTING, ARA 0543513                              |
| 088227-01-701   | EA  | CRANK-MIX, ROUND DOOR - ARA 0318225                               |
| 072341-04-701   | EA  | PLENUM, ARA 0784995   |
| 072341-01-721   | EA  | HARNESS-VACUUM, ARA 1000467                                       |

COMMON AUTOMOTIVE A/C COMPONENTS

| KEY PART NUMBER | U/M | DESCRIPTION                              |
|-----------------|-----|--|
| 039044-01-000   | EA  | LOUVER-ADJUSTABLE A/C, 2.5" X 5.75"      |
| 024990-01-000   | EA  | OUTLET-DEFROSTER, WITH SWIVEL - 2" - TAN |

HEATING & AIR CONDITIONING GROUP (CONTINUED)  
MOTIVAIR/SCS AUTOMOTIVE A/C

| KEY PART NUMBER | U/M | DESCRIPTION   |
|-----------------|-----|---|
| 094831-01-000   | EA  | HEATER/EVAPORATOR-COMplete, MOTIVAIR ZGH61131 OR SCS  |
| 094831-01-700   | EA  | DOOR-FRESH AIR, MOTIVAIR/SCS AGG15037                 |
| 094831-01-701   | EA  | ROD-FRESH AIR DOOR, MOTIVAIR/SCS ZGG15042             |
| 094831-01-702   | EA  | PAN-DRAIN, PLASTIC - MOTIVAIR/SCS ZGG15043            |
| 094831-01-703   | EA  | MOTOR-BLOWER, MOTIVAIR/SCS ZGG14864                   |
| 094831-01-704   | EA  | WHEEL-BLOWER, MOTIVAIR/SCS ZGG14639                   |
| 094831-01-705   | EA  | MOTOR-VACUUM, 2" OD - MOTIVAIR/SCS ZGG15256           |
| 094831-01-706   | EA  | RESISTOR-4 SPEED, MOTIVAIR/SCS ZGG15058               |
| 094831-01-707   | EA  | WIRING HARNESS-UNIT, MOTIVAIR/SCS ZGG15050            |
| 094831-01-708   | EA  | VACUUM HARNESS-UNIT, MOTIVAIR/SCS ZGG15328            |
| 094831-01-709   | EA  | CLAMPS-ROD, 3/16" - MOTIVAIR/SCS ZGG14431             |
| 094831-01-710   | EA  | RINGS-RETAINER, 3/16" ROD - MOTIVAIR/SCS ZGG12809     |
| 094831-01-711   | EA  | NUT-#10-32 KEPS, MOTIVAIR/SCS ZGG12946                |
| 094831-01-712   | EA  | NUT-#10-24 TIMMERMAN "J", MOTIVAIR/SCS ZGG14670       |
| 094831-01-713   | EA  | EVAPORATOR COIL, MOTIVAIR/SCS ZGG15046                |
| 094831-01-714   | EA  | VALVE-EXPANSION, MOTIVAIR/SCS ZGG11845                |
| 094831-01-715   | EA  | THERMOSTAT, MOTIVAIR/SCS ZGG15047                     |
| 094831-01-716   | EA  | SWITCH-TRINARY, MOTIVAIR/SCS ZGG14512                 |
| 094831-01-717   | EA  | HOSE-#6, MOTIVAIR/SCS ZGG15048                        |
| 094831-01-718   | EA  | HOSE-#10, MOTIVAIR/SCS ZGG15049                       |
| 094831-01-719   | EA  | COUP-#4 SELF SEAL W/O RING, MOTIVAIR/SCS ZGG14428     |
| 094831-01-720   | EA  | VALVE-#10 SERVICE, MOTIVAIR/SCS ZGG11189              |
| 094831-01-721   | EA  | O-RING-#10, MOTIVAIR/SCS ZGG14560                     |
| 094831-01-722   | EA  | O-RING-#8, MOTIVAIR/SCS ZGG14559                      |
| 094831-01-723   | EA  | O-RING-#6, MOTIVAIR/SCS ZGG14558                      |
| 094831-01-724   | EA  | O-RING-#4, MOTIVAIR/SCS ZGG14561                      |
| 094831-01-725   | EA  | DOOR-AIR BLEND, MOTIVAIR/SCS ZGG15311                 |
| 094831-01-726   | EA  | ROD-AIR BLEND DOOR, MOTIVAIR/SCS ZGG15312             |
| 094831-01-727   | EA  | COIL-HEAT, MOTIVAIR/SCS ZGG15078                      |
| 094831-01-728   | EA  | DOOR-DAMPER, MOTIVAIR/SCS ZGG15324                    |
| 094831-01-729   | EA  | ROD-DAMPER DOOR, MOTIVAIR/SCS ZGG15066                |
| 094831-01-730   | EA  | MOTOR-VACUUM, MOTIVAIR/SCS ZGG14916                   |
| 094831-01-731   | EA  | ADAPTERS-2" HOSE, MOTIVAIR/SCS ZGG14075               |
| 094831-01-732   | EA  | HOUSING-CONTROL, MOTIVAIR/SCS ZGG14223                |
| 094831-01-733   | EA  | WIRING HARNESS-CONTROL, MOTIVAIR/SCS ZGG15073         |
| 094831-01-734   | EA  | WIRING HARNESS-LIGHT, MOTIVAIR/SCS ZGG15074           |
| 094831-01-735   | EA  | VACUUM HARNESS-CONTROL, MOTIVAIR/SCS ZGG15076         |
| 094831-01-736   | EA  | SWITCH-VACUUM, MOTIVAIR/SCS ZGG15282                  |
| 094831-01-737   | EA  | CABLE-AIR BLEND - 62" - MOTIVAIR/SCS ZGG15331         |
| 094831-01-738   | EA  | CLIP-CABLE, MOTIVAIR/SCS ZGG12797                     |
| 094831-01-739   | EA  | CLIP-UNIT CABLE, MOTIVAIR/SCS ZGG15330                |
| 094831-01-740   | EA  | RELAY-AUTO, MOTIVAIR/SCS ZGG14275                     |
| 094831-01-741   | EA  | TRIM-DASH LOUVER/CONTROL PANEL, MOTIVAIR/SCS ZGG15481 |
| 094831-01-742   | EA  | WIRING HARNESS-CONDENSER, MOTIVAIR/SCS ZGG15075       |
| 094831-01-743   | EA  | CANISTER-VACUUM, MOTIVAIR/SCS ZGG14190                |
| 094831-01-744   | EA  | VALVE-WATER, MOTIVAIR/SCS ZGG15245                    |
| 094831-01-745   | EA  | TUBE-DRAIN, KAZOO - MOTIVAIR/SCS ZGG15051             |
| 094831-01-746   | EA  | CLAMP-BLEND CABLE, MOTIVAIR/SCS 77000-00              |

TABLE OF CONTENTS

|              |             |
|--------------|-------------|
| INTRODUCTION | A-01 - A-04 |
| WCF22EC      | A-05 - D-14 |
| WCF27EU      | D-15 - H-14 |

1990 WCF27EU INDEX

|                                |             |
|--------------------------------|-------------|
| FLOOR PLAN                     | D15 - D-16  |
| ACCESSORIES                    | D-17 - D-20 |
| BATH                           | D-21 - D-24 |
| BEDROOM                        | E-01 - E-02 |
| CHASSIS                        | E-03 - E-06 |
| C C & PAD                      | E-07 - E-14 |
| DINETTE                        | E-15 - E-16 |
| DRIVERS                        | E-17 - E-20 |
| ELECTRICAL                     | E-21 - F-02 |
| EXTERIOR BODY                  | F-03 - F-09 |
| GALLEY                         | F-10 - F-16 |
| HEATING & A/C                  | F-17 - F-23 |
| INTERIOR FINISH                | F-24 - G-01 |
| LABEL                          | G-02        |
| LP                             | G-03        |
| LOUNGE                         | G-04 - G-06 |
| SEALANTS & FASTENERS           | G-07 - G-08 |
| WATER & SEWAGE                 | G-09 - G-12 |
| WINDOW, VENT AND EXTERIOR DOOR | G-13 - H-14 |

# HEATING & AIR CONDITIONING GROUP (CONTINUED)

FURNACE 24,000 BTU (NT-24S)

| KEY PART NUMBER | U/M | DESCRIPTION  |
|-----------------|-----|--|
| 063365-01-000   | EA  | THERMOSTAT   |
| 075695-01-000   | EA  | FURNACE-DIRECT IGNITION 24000 BTU, NT-24S SUBURBAN- W/O THERMOSTAT |
| 075695-01-710   | EA  | CABINET FRONT, SUBURBAN 100808                                     |
| 075695-01-711   | EA  | CABINET ASM, SUBURBAN X100962                                      |
| 075695-01-703   | EA  | U CLIP-TINNERMAN, SUBURBAN 121378                                  |
| 075695-02-703   | EA  | COLLAR-DUCT, SUBURBAN 050715                                       |
| 075695-02-705   | EA  | HARNESS-POWER SUPPLY, SUBURBAN 520322                              |
| 062300-01-705   | EA  | ELECTRODE, SUBURBAN 230956   |
| 062300-01-706   | EA  | DOOR-BURNER ACCESS, SUBURBAN 030523                                |
| 062300-01-704   | EA  | GASKET-ELECTRODE, SUBURBAN 070163                                  |
| 075695-02-700   | EA  | DISC-GLASS, SUBURBAN 310028  |
| 069634-01-732   | EA  | GASKET-BURNER ACCESS DOOR, SUBURBAN 070398                         |
| 069633-01-706   | EA  | SCREW-VENT CAP, SUBURBAN 121249                                    |
| 069633-01-700   | EA  | LIMIT SWITCH, SUBURBAN 230496                                      |
| 069634-01-708   | EA  | MODULE BOARD, SUBURBAN 230587                                      |
| 069634-01-707   | EA  | SWITCH-FAN, SUBURBAN 230575  |
| 069634-01-733   | EA  | RELAY, TIME DELAY - SUBURBAN 231202                                |
| 069634-01-708   | EA  | THERMOSTAT RELAY, SUBURBAN 230530                                  |
| 075695-02-714   | EA  | VENT CAP & EXHAUST TUBE ASM. - SUBURBAN 260164                     |
| 075695-01-712   | EA  | TUBE FOR VENT CAP ASM, 2 7/8" - SUBURBAN 260083                    |
| 069634-01-709   | EA  | ELBOW-90 DEGREE BLACK IRON, SUBURBAN 170082                        |
| 075695-01-703   | EA  | PIPE-GAS INLET, SUBURBAN 170858                                    |
| 069634-01-729   | EA  | VALVE-GAS, JOHNSON - SUBURBAN 160832                               |
| 075695-01-704   | EA  | MANIFOLD ASM - SUBURBAN X170757                                    |
| 069634-01-712   | EA  | GASKET-MANIFOLD, SUBURBAN 070408                                   |
| 069633-01-701   | EA  | ORIFICE-MAIN BURNER, SUBURBAN 180215                               |
| 062300-01-712   | EA  | BURNER ASM, SUBURBAN X010701                                       |
| 062300-01-720   | EA  | WHEEL-ROOM AIR, SUBURBAN 350113                                    |
| 075695-01-708   | EA  | MICROSWITCH ASM, SUBURBAN X230510                                  |
| 062300-01-723   | EA  | MOTOR, SUBURBAN 231206   |
| 074466-01-706   | EA  | WHEEL, COMBUSTION- SUBURBAN 350069                                 |
| 069634-01-716   | EA  | VALVE-MANUAL SHUTOFF, SUBURBAN 160740                              |
| 062300-01-724   | EA  | GASKET-MOTOR MOUNT, SUBURBAN 070384                                |
| 062300-01-727   | EA  | GASKET-COMBUSTION AIR HOUSING, SUBURBAN 070386                     |
| 062300-01-728   | EA  | HOUSING, COMB AIR (OUTSIDE)  |
| 075695-02-728   | EA  | GASKET-CROSSOVER TUBE, SUBURBAN 070385                             |
| 075695-02-729   | EA  | CROSSOVER TUBE, SUBURBAN X050751                                   |
| 075695-01-706   | EA  | HOUSING-COMBUSTION AIR ASM, SUBURBAN X390179                       |
| 056464-02-000   | EA  | REGISTER-PLASTIC W/O DAMPER - 4" DIAMETER - BROWN                  |
|                 |     | FROM: 00-00-00 THRU: 10-15-89                                      |
| 056464-05-000   | EA  | REGISTER-PLASTIC W/O DAMPER - 4" DIAMETER - GOLDEN                 |
|                 |     | FROM: 10-16-89 THRU: 99-99-99                                      |
| 069636-02-000   | EA  | CONNECTOR-DUCT, 4" ID  |
| 007108-01-000   | FT  | HOSE-HEATER, 5/8" ID   |
| 007108-02-000   | FT  | HOSE-HEATER, 3/4" ID   |
| 061946-01-000   | EA  | BRACKET-WIRE COVER, 90 DEGREE ANGLED METAL - 1.5" X 1.5" X 3"      |
| 062401-03-000   | EA  | CLAMP-HOSE WORMGEAR, 22" - 1"                                      |
| 062401-04-000   | EA  | CLAMP-HOSE, WORMGEAR .80" - 1.25"                                  |
| 062401-05-000   | EA  | CLAMP-HOSE, WORMGEAR 2" - 3"                                       |
| 066753-01-000   | FT  | TUBE-ALUMINIZED STEEL, 5/8" - 18 GAUGE                             |
| 040731-02-000   | EA  | NIPPLE-INLET MANIFOLD - 5/8" X 1/2"                                |
| 079059-02-000   | EA  | HOSE- 90 DEGREE - .61" X 4" X 6"                                   |
| 007076-01-700   | FT  | HOSE-FLEXIBLE PVC - 2" ID  |
| 007281-01-000   | EA  | HOSE-FLEXIBLE, 2 1/2 ID  |
| 007281-01-700   | FT  | HOSE-FLEXIBLE PUG 2 1/2 ID   |
| 009198-01-000   | FT  | DUCT-HEAT, FLEXIBLE - 4" ID  |
| 009200-01-000   | EA  | TAPE-FURNACE, 1 1/2"   |
| 023146-01-000   | EA  | CLAMP-SCREW TYPE - 4"  |
| 067676-01-000   | EA  | FITTING-H, 1/2 ID - BRASS  |

# HEATING & AIR CONDITIONING GROUP (CONTINUED)

FURNACE-34,000 BTU (NT-34SP)

| KEY PART NUMBER | U/M | DESCRIPTION   |
|-----------------|-----|---|
| 009198-01-000   | FT  | DUCT-HEAT, FLEXIBLE - 4" ID                             |
| 069636-02-000   | EA  | CONNECTOR-DUCT, 4" ID                                   |
| 075695-02-000   | EA  | FURNACE-34000 BTU, SUBURBAN - W/O THERMOSTAT - NT-34SP  |
| 075695-01-711   | EA  | CABINET ASM, SUBURBAN X100962                           |
| 075695-01-703   | EA  | U CLIP-TINNERMAN, SUBURBAN 121378                       |
| 075695-01-710   | EA  | FRONT-CABINET, SUBURBAN 100808                          |
| 075695-02-703   | EA  | COLLAR-DUCT, SUBURBAN #050715                           |
| 063365-01-000   | EA  | THERMOSTAT-WALL, FURNACE - SUBURBAN 0160902             |
| 094334-01-000   | EA  | PLUG-ELECTRICAL, 3 POSITION - FURNACE - SUBURBAN 520322 |
| 062300-01-705   | EA  | ELECTRODE, SUBURBAN 230956                              |
| 062300-01-706   | EA  | DOOR-BURNER ACCESS, SUBURBAN 030523                     |
| 062300-01-704   | EA  | GASKET-ELECTRODE, SUBURBAN 070163                       |
| 075695-02-709   | EA  | DISC-GLASS, SUBURBAN 310028                             |
| 069634-01-732   | EA  | GASKET-BURNER ACCESS DOOR, SUBURBAN 070398              |
| 069633-01-700   | EA  | SWITCH-LIMIT, SUBURBAN# 230496                          |
| 069634-01-706   | EA  | MODULE BOARD, SUBURBAN# 231427                          |
| 069634-01-733   | EA  | RELAY, TIME DELAY 20&30 BTU, SUBURBAN 231202            |
| 075695-02-714   | EA  | VENT CAP & EXHAUST TUBE ASM. - SUBURBAN 260164          |
| 062300-01-712   | EA  | BURNER ASM, SUBURBAN X010701                            |
| 069634-01-720   | EA  | ORIFICE-MAIN BURNER, SUBURBAN# 0180222                  |
| 069634-01-712   | EA  | GASKET-MANIFOLD, SUBURBAN 070408                        |
| 075695-01-704   | EA  | MANIFOLD ASM - SUBURBAN X170757                         |
| 069634-01-729   | EA  | VALVE-GAS, JOHNSON - SUBURBAN 160832                    |
| 075695-01-703   | EA  | PIPE-GAS INLET, SUBURBAN 170858                         |
| 075695-02-721   | EA  | GASKET-GAS INLET PIPE, SUBURBAN# 070432                 |
| 069634-01-709   | EA  | ELBOW-90 DEGREE BLACK IRON, SUBURBAN 170082             |
| 069634-01-716   | EA  | VALVE-MANUAL SHUTOFF, SUBURBAN 160740                   |
| 062300-01-720   | EA  | WHEEL-ROOM AIR, SUBURBAN 350113                         |
| 062300-01-721   | EA  | BLOWER HOUSING ASSEMBLY, SUBURBAN 390283                |
| 062300-02-702   | EA  | MICROSWITCH ASM, SUBURBAN# X230509                      |
| 075695-02-727   | EA  | BRACKET-MOTOR MOUNT, SUBURBAN# 062138                   |
| 075695-02-728   | EA  | GASKET-CROSSOVER TUBE, SUBURBAN 070385                  |
| 075695-02-729   | EA  | CROSSOVER TUBE, SUBURBAN X050751                        |
| 075695-01-700   | EA  | MOTOR ASM-SUBURBAN# 231206                              |
| 062300-01-724   | EA  | GASKET-MOTOR MOUNT, SUBURBAN 070384                     |
| 075695-02-732   | EA  | HOUSING ASM-COMBUSTION AIR, SUBURBAN# X390410           |
| 062300-01-726   | EA  | WHEEL, COMB AIR   |
| 062300-01-727   | EA  | GASKET-COMBUSTION AIR HOUSING, SUBURBAN 070386          |
| 062300-01-728   | EA  | HOUSING, COMB AIR (OUTSIDE)                             |
| 075695-02-736   | EA  | INTAKE TUBE ASM, SUBURBAN 050906                        |

## TABLE OF CONTENTS

|              |             |
|--------------|-------------|
| INTRODUCTION | A-01 - A-04 |
| WCF22EC      | A-05 - D-14 |
| WCF27EU      | D-15 - H-14 |

## 1990 WCF27EU INDEX

|                                |             |
|--------------------------------|-------------|
| FLOOR PLAN                     | D15 - D-16  |
| ACCESSORIES                    | D-17 - D-20 |
| BATH                           | D-21 - D-24 |
| BEDROOM                        | E-01 - E-02 |
| CHASSIS                        | E-03 - E-06 |
| C C & PAD                      | E-07 - E-14 |
| DINETTE                        | E-15 - E-16 |
| DRIVERS                        | E-17 - E-20 |
| ELECTRICAL                     | E-21 - F-02 |
| EXTERIOR BODY                  | F-03 - F-09 |
| GALLEY                         | F-10 - F-16 |
| HEATING & A/C                  | F-17 - F-23 |
| INTERIOR FINISH                | F-24 - G-01 |
| LABEL                          | G-02        |
| LP                             | G-03        |
| LOUNGE                         | G-04 - G-06 |
| SEALANTS & FASTENERS           | G-07 - G-08 |
| WATER & SEWAGE                 | G-09 - G-12 |
| WINDOW, VENT AND EXTERIOR DOOR | G-13 - H-14 |

HEATING & AIR CONDITIONING GROUP (CONTINUED)  
REAR AUXILIARY HEATER & WATER HEATER W/MOTOR AID

| KEY PART NUMBER               | U/M | DESCRIPTION   |
|-------------------------------|-----|---|
| 009198-01-000                 | FT  | DUCT-HEAT, FLEXIBLE - 4" ID                               |
| 009778-10-000                 | FT  | U-CHANNEL, 1" - PLASTIC - BIRCH                           |
| 009809-22-000                 | EA  | MOLDING-PLASTIC CORNER, OUTSIDE - 1" - BIRCH              |
| 000G67-10-128                 | EA  | SCREW, 10-12 X 3/4 - PPH ZN                               |
| 007108-01-000                 | FT  | HOSE-HEATER, 5/8" ID                                      |
| 008401-01-000                 | EA  | STRAP-CONDUIT, 3/4" - 1 HOLE - GALVANIZED STEEL           |
| 089297-01-000                 | SF  | PLYWOOD-LUAN, OVERLAY GRADE - 10" X 4' X 8'-INC. OF 32 SF |
| 052389-01-000                 | FT  | CORD STRAPPING-1/4" WIDE                                  |
| 058484-02-000                 | EA  | REGISTER-PLASTIC W/O DAMPER - 4" DIAMETER - BROWN         |
| 058484-05-000                 | EA  | REGISTER-PLASTIC W/O DAMPER - 4" DIAMETER - GOLDEN        |
| 082401-04-000                 | EA  | CLAMP-HOSE, WORMGEAR .69" - 1.25"                         |
| 083081-01-000                 | EA  | HOSE-FORMED   |
| 084405-01-000                 | EA  | HEATER ASM-REAR, DUCTED - W/MOTOR AID - EVANS             |
| 084405-01-700                 | EA  | HEATER CORE-EVANS# FT200229                               |
| 084405-01-701                 | EA  | FAN BLADES-EVANS# HV029931                                |
| 084405-01-702                 | EA  | MOTOR ASM-12 V, EVANS# 200146                             |
| 000D39-04-008                 | EA  | NUT-HEX, SER FLG LK 1/4 - 20 ZN                           |
| 000E13-11-008                 | EA  | WASHER-FL, 3/16" WIDE ZN                                  |
| 007108-01-000                 | FT  | HOSE-HEATER, 5/8" ID                                      |
| 007108-02-000                 | FT  | HOSE-HEATER, 3/4" ID                                      |
| 008042-01-000                 | FT  | TUBING-VINYL, .85" ID                                     |
| 010227-01-000                 | EA  | TEE-PLASTIC, BARB 5/8" OR 3/4" HOSE                       |
| 081873-01-000                 | EA  | BRACKET-MOTOR AID TUBES, 4" X 1.5" - STEEL                |
| 082401-10-000                 | EA  | CLAMP-HOSE, WORMGEAR 1.06" - 2"                           |
| 071015-13-000                 | EA  | GROMMET-5/8" ID, FITS .09" MATERIAL, RUBBER               |
| 073194-02-000                 | EA  | CLAMP-HOSE, WORMGEAR 32-50 MM                             |
| 078322-02-000                 | FT  | TAPE-FOAM, DOUBLE COATED - .045" X 1" - INC. OF 108 FT    |
| 079059-02-000                 | EA  | HOSE-90 DEGREE, .61" ID X 4" X 6"                         |
| FROM: 00-00-00 THRU: 10-01-89 |     |   |
| 079059-04-000                 | EA  | HOSE-90 DEGREE, .61" ID X 3.07" X 3.07"                   |
| FROM: 10-02-89 THRU: 99-99-99 |     |   |
| 079059-13-000                 | EA  | HOSE-90 DEGREE, .61" ID X 4" X 48"                        |
| FROM: 10-02-89 THRU: 99-99-99 |     |   |
| 080179-01-000                 | EA  | BRACKET-SUPPORT, HEATER HOSE - IN ENGINE COMPARTMENT      |
| FROM: 00-00-00 THRU: 10-01-89 |     |   |
| 084410-02-000                 | EA  | DECAL-REAR AUTO HEATER                                    |
| 087202-02-000                 | EA  | SWITCH-W/O KNOB, 4 POSITION                               |
| 088753-01-000                 | FT  | TUBE-ALUMINIZED STEEL, 5/8" - 18 GAUGE                    |
| 090977-01-000                 | EA  | KNOB-SWITCH, ROTARY                                       |
| 000E13-14-008                 | EA  | WASHER-FL, 1/4" WIDE ZN                                   |

HEATING & AIR CONDITIONING GROUP (CONTINUED)  
ROOF AIR CONDITIONER, 13,500 BTU - US & CANADIAN (OPT 29D)

| KEY PART NUMBER | U/M | DESCRIPTION  |
|-----------------|-----|--|
| 008356-01-000   | EA  | CONNECTOR-PLASTIC, 3/8" AVG - US                                 |
| 008353-01-000   | EA  | CONNECTOR-CABLE CLAMPING, 3/8" - CANADIAN                        |
| 041953-01-000   | FT  | CONDUIT-CONVOLUTED SLIT, 1/2" ID                                 |
| 093763-01-03A   | EA  | A/C-ROOF, 13500 BTU - TSR - BEIGE - COLEMAN 6759D708 OR 6759-808 |
| 093763-03-700   | EA  | SHROUD(BEIGE/CHARCOAL), COLEMAN# 6759-4581                       |
| 093763-01-702   | EA  | OVERLOAD, COLEMAN# 6759-3931                                     |
| 093763-01-703   | EA  | IMPELLOR-7" DIA X 2.8" WIDE, COLEMAN# 6759-3271                  |
| 093763-01-704   | EA  | CAPACITOR-FAN, COLEMAN# 1499-3461                                |
| 093763-01-705   | EA  | DECAL-HEAT/COOL THERMOSTAT, COLEMAN# 6799A3471                   |
| 093763-01-706   | EA  | HEAT ELEMENT-COLEMAN# 6798-3321                                  |
| 093763-01-707   | EA  | EVAPORATOR COIL-COLEMAN# 1452-1351                               |
| 093763-01-708   | EA  | CONDENSER COIL-COLEMAN# 1452-1251                                |
| 093763-01-709   | EA  | COMPRESSOR-COLEMAN# 6749A3609                                    |
| 093763-01-710   | EA  | SINGLE PARTS PACKAGE, COLEMAN# 6759-5841                         |
| 093763-01-711   | EA  | GASKET PACKAGE, COLEMAN 67593281                                 |
| 093763-01-712   | EA  | FAN BLADE-CONDENSER, COLEMAN# 6733-3221                          |
| 093763-01-714   | EA  | COMPRESSOR-TECUMSEH, COLEMAN 6746-3599                           |
| 093306-01-701   | EA  | DECAL PKG. LEFT & RIGHT, COLEMAN 6798B3591                       |
| 091225-01-709   | EA  | START RELAY, COLEMAN# 1497-4131                                  |
| 091225-01-710   | EA  | START CAPACITOR, COLEMAN# 1497-0881                              |
| 073742-02-704   | EA  | RUN CAPACITOR (COMPRESSOR), COLEMAN 14994661                     |
| 042204-01-709   | EA  | THERMOSTAT IN-64, OUT-58, COLEMAN# 6701-3401                     |
| 042205-01-702   | EA  | THERMOSTAT IN-89, OUT-58, COLEMAN# 6703-3401                     |
| 073742-01-701   | EA  | SELECTOR SWITCH (5 TERMINAL), COLEMAN# 6759-3251                 |
| 073742-01-703   | EA  | DECAL HEAT & COOL, COLEMAN# 6759-3491                            |
| 081606-01-708   | EA  | LIMIT SWITCH (OPEN 160, CLOSE 110), COLEMAN# 6703-3041           |
| 091225-01-713   | EA  | KNOB (2 PER PACKAGE), COLEMAN# 6701-3351                         |
| 081506-01-712   | EA  | CEILING SHROUD (IVORY), COLEMAN# 6769-5061                       |
| 093763-01-712   | EA  | FAN BLADE-CONDENSER, COLEMAN# 6733-3221                          |
| 076303-01-712   | EA  | MOTOR, COLEMAN# 6707A3119  |
| 073742-01-702   | EA  | DECAL COOL ONLY, COLEMAN# 6759C3431                              |
| 076303-01-707   | EA  | FILTER-6" X 14 3/4" X 1/2", 12 PER PKG - COLEMAN 6703A3151       |
| 091225-01-717   | EA  | DECAL (THERMOSTAT) COOL ONLY, COLEMAN# 6799A3441                 |
| 093764-01-000   | EA  | CEILING ASM-A/C COOL ONLY, TSR - COLEMAN 6759D714                |

ROOF AIR CONDITIONER, 13,500 BTU - EUROPEAN

| KEY PART NUMBER | U/M | DESCRIPTION   |
|-----------------|-----|---|
| 008256-01-000   | EA  | CONNECTOR- PLASTIC, 3/8" AVG                          |
| 041953-01-000   | FT  | CONDUIT-CONVOLUTED SLIT, 1/2" ID                      |
| 092440-01-000   | EA  | A/C-ROOF, 13500 BTU - 220V - 50HZ - COLEMAN# 6713C750 |
| 092441-01-000   | EA  | CEILING ASM-A/C, 220V - 50HZ - COLEMAN# 6712ET16      |

TABLE OF CONTENTS

|              |             |
|--------------|-------------|
| INTRODUCTION | A-01 - A-04 |
| WCF22EC      | A-05 - D-14 |
| WCF27EU      | D-15 - H-14 |

1990 WCF27EU INDEX

|                      |             |
|----------------------|-------------|
| FLOOR PLAN           | D15 - D-16  |
| ACCESSORIES          | D-17 - D-20 |
| BATH                 | D-21 - D-24 |
| BEDROOM              | E-01 - E-02 |
| CHASSIS              | E-03 - E-06 |
| C C & PAD            | E-07 - E-14 |
| WINETTE              | E-15 - E-16 |
| DRIVERS              | E-17 - E-20 |
| ELECTRICAL           | E-21 - F-02 |
| EXTERIOR BODY        | F-03 - F-09 |
| GALLEY               | F-10 - F-16 |
| HEATING & A/C        | F-17 - F-23 |
| INTERIOR FINISH      | F-24 - G-01 |
| LABEL                | G-02        |
| LP                   | G-03        |
| LOUNGE               | G-04 - G-06 |
| SEALANTS & FASTENERS | G-07 - G-08 |
| WATER & SEWAGE       | G-09 - G-12 |
| WINDOW, VENT AND     |             |
| EXTERIOR DOOR        | G-13 - H-14 |

HEATING & AIR CONDITIONING GROUP (CONTINUED)

DIESEL EXPORT

| KEY PART NUMBER | U/M | DESCRIPTION  |
|-----------------|-----|--|
| 072342-04-000   | EA  | CONDENSER ASM-W/O FANS, ARA 0519377<br>FROM: 11-27-89 THRU: 99-99-99 |
| 072342-04-700   | EA  | HOSE-DISCHARGE, ARA 0986306  |
| 072342-04-701   | EA  | COIL-CONDENSER, ARA 0519384  |
| 072342-03-701   | EA  | RECEIVER-DRYER, ARA 1273235  |
| 074013-02-718   | EA  | VALVE-SERVICE  |
| 075789-01-718   | EA  | O-RING-AEROQUIP FITTING, ARA 0543513                                 |
| 072342-03-707   | EA  | O-RING, #6 - ARA 0059605   |
| 086815-01-702   | EA  | O-RING, #8 - ARA 0059606   |
| 072341-01-716   | EA  | VALVE-DISCHARGE, 1/2" O-RING - ARA 0548325                           |
| 072342-03-709   | EA  | O-RING, #10 - ARA 0059607  |
| 074028-01-000   | EA  | MOUNT PACKAGE - A/C COMPRESSOR, 8.2DIESEL                            |
| 084389-02-000   | EA  | SPEED CONTROL-SMART STICK, DIESEL - DANA# 59L-11168B                 |
| 084389-02-700   | EA  | CABLE-SERVO, DIESEL - DANA# 59C-2262                                 |
| 084389-02-701   | EA  | VACUUM REGULATOR-DIESEL, DANA# 59B-02117                             |
| 084389-02-702   | EA  | EXTENSION-WIRE HARNESS, DANA# 59C-02279                              |
| 083212-04-701   | EA  | MAIN WIRING HARNESS, DANA# 59D-02570                                 |
| 083212-01-704   | EA  | STOP LAMP/CRUISE RELEASE SWITCH, DANA# 59C-02543                     |
| 088829-01-704   | EA  | SIGNAL GENERATOR ASM, DANA# 59L-08X221P                              |
| 088829-01-708   | EA  | SIGNAL GENERATOR ONLY, DANA# 59D-02392-1                             |
| 084389-01-701   | EA  | SWITCH & LEVER ASM, DANA# 58D-11118-F                                |
| 084389-01-702   | EA  | REGULATOR ASM-ELECTRONIC, DANA# 57C-08X12-R                          |
| 081900-01-702   | EA  | WIPER CONTROL MODULE-DANA# 66C-00061                                 |
| 084389-01-704   | EA  | HEADLIGHT DIMMER MODULE ASM-DANA# 63C-00001                          |
| 084389-01-708   | EA  | SERVO-DANA# 53D-11116-R  |

INTERIOR FINISH GROUP

FABRIC & CARPET

| KEY PART NUMBER | U/M   | DESCRIPTION                                       |
|-----------------|-------|---|
| 088174-33-000   | YD    | FABRIC-VALANCE/UPHOLSTERY, 54" WIDE - AA8 - BLUE  |
| 096008-25-000   | YD    | FABRIC-VALANCE/UPHOLSTERY, 54" WIDE - AA9 - MAUVE |
| 096008-03-000   | YD    | FABRIC-VALANCE/UPHOLSTERY, 54" WIDE - AA8 - BLUE  |
| 096008-04-000   | YD    | FABRIC-VALANCE/UPHOLSTERY, 54" WIDE - AA9 - MAUVE |
| 072333-61-000   | YD    | FABRIC-CURTAIN, 54" WIDE - AA8 - BLUE             |
| 072333-71-000   | YD    | FABRIC-CURTAIN, 54" WIDE - AA9 - MAUVE            |
| 096008-04-000   | YD    | FABRIC-VALANCE/UPHOLSTERY, 54" WIDE - AA9 - MAUVE |
| 079680-09-000   | YD    | VINYL FABRIC-CUSHION, 54" WIDE - OFF WHITE        |
| 079680-07-000   | YD    | VINYL-EXPANDED, 54" WIDE - BEIGE                  |
| 088273-33-000   | YD    | FABRIC-WINDOW & BEDSPREAD, 54" WIDE - AA8 - BLUE  |
| 088273-34-000   | YD    | FABRIC-WINDOW & BEDSPREAD, 54" WIDE - AA9 - MAUVE |
| 072333-61-000   | YD    | FABRIC-CURTAIN & SHADE, 54" WIDE - AA8 - BLUE     |
| 084416-21-000   | YD    | FABRIC-CURTAIN & SHADE, 54" WIDE - AA9 - MAUVE    |
| 076314-02-000   | FT    | TAPE-CARPET SEAM, HEAT-BOND                       |
| 096060-02-000   | SY    | CARPET-MAIN FLOOR, AA8 - BLUE & AA9 - MAUVE       |
| 075233-01-000   | SY    | PAD-CARPET, 3/8" X 6"                             |
| 085748-01-000   | EA    | TRIM-CARPET, BEIGE                                |
| FROM: 00-00-00  | THRU: | 10-01-89  |
| FROM: 10-02-89  | THUR: | 99-99-99  |

PANELING & COUNTERTOP

| KEY PART NUMBER | U/M | DESCRIPTION  |
|-----------------|-----|--|
| 074497-14-000   | SF  | PANELING-CEILING, 4' X 8' - INCREMENTS OF 32 SF  |
| 088272-38-000   | SF  | PANELING-SHOWER WALL, OFF WHITE  |
| 088272-61-000   | SF  | PANELING-DECORATIVE, PLAIN - 4' X 7' - INC. OF 28 SF<br>FROM: 00-00-00 THRU: 10-01-89              |
| 088272-68-000   | SF  | PANELING-DECORATIVE, W/TEAR DROPS-4' X 7'-INC<br>FROM: 10-02-89 THRU: 99-99-99                     |
| 074497-16-000   | SF  | PANELING-WOODGRAIN, 4' X 8' - BIRCH - INC. OF 32 SF  |
| 089297-01-000   | SF  | PLYWOOD-LUAN, OVERLAY GRADE - 2.7MM X 4' X 8' INCREMENTS OF 32 SF<br>FROM: 00-00-00 THRU: 10-01-89 |
| 000621-01-000   | SF  | VENEER-FLAT LUANA, 4' X 8' - INCREMENTS OF 32 SF<br>FROM: 10-02-87 THRU: 01-01-90                  |
| 074498-31-000   | SF  | LAMINATE-PLASTIC, 5' X 8' - AA8 - BLUE - INC. OF 40 SF   |
| 074498-32-000   | SF  | LAMINATE-PLASTIC, 5' X 8' - AA9 - MAUVE - INC. OF 40 SF  |

MOLDINGS & TRIMS

| KEY PART NUMBER | U/M | DESCRIPTION  |
|-----------------|-----|--|
| 088263-30-000   | EA  | BATT STRIP-CEILING, AA8/AA9 - BLUE/MAUVE   |
| 088263-36-000   | EA  | BATT STRIP-DECORATIVE, PLAIN - 8' EA<br>FROM: 00-00-00 THRU: 10-01-89                |
| 088263-46-000   | EA  | BATT STRIP-DECORATIVE, W/TEAR DROPS - 8' EA<br>FROM: 10-02-89 THRU: 99-99-99         |
| 085284-20-000   | FT  | BATT STRIP-DECORATIVE, PLAIN - ADHESIVE BACK<br>FROM: 00-00-00 THRU: 10-01-89        |
| 085284-34-000   | FT  | BATT STRIP-DECORATIVE, W/TEAR DROPS - ADHESIVE BACK<br>FROM: 10-02-89 THRU: 99-99-99 |
| 069733-77-000   | EA  | BATT STRIP-WOODGRAIN, 8' - BIRCH   |
| 085284-31-000   | FT  | BATT STRIP-WOODGRAIN, ADHESIVE BACK - BIRCH  |
| 088263-19-000   | EA  | BATT STRIP-GALLEY-SHOWER, 8' EACH - BONE   |
| 079653-07-000   | EA  | BATT STRIP- KERFED, BONE   |
| 078376-01-000   | FT  | MOLDING-T-SHAPED COVE, CEILING TO WALL - OFF WHITE                                   |
| 083620-01-000   | FT  | T-MOLDING, END CAP EDGE - 3/4" - BROWN   |
| 009767-12-000   | FT  | MOLDING-CABINET TO WALL, OFF WHITE   |
| 009812-23-001   | EA  | MOLDING-CABINET CORNER, OUTSIDE  |
| 009809-22-000   | EA  | MOLDING-PLASTIC CORNER, OUTSIDE - 1" - BIRCH   |
| 022992-08-000   | FT  | MOLDING-T-SHAPED COUNTERTOP TO WALL  |
| 076325-24-000   | FT  | MOLDING-EDGE BAND, 1 5/16" WIDE - WOODGRAIN<br>FROM: 00-00-00 THRU: 12-30-89         |
| 083620-06-000   | FT  | T-MOLDING, EDGE LIPS - OVERHEAD END CAPS - 3/4" - BIRCH                              |

TABLE OF CONTENTS

|              |             |
|--------------|-------------|
| INTRODUCTION | A-01 - A-04 |
| WCF22EC      | A-05 - D-14 |
| WCF27EU      | D-15 - H-14 |

1990 WCF27EU INDEX

|                      |             |
|----------------------|-------------|
| FLOOR PLAN           | D15 - D-16  |
| ACCESSORIES          | D-17 - D-20 |
| BATH                 | D-21 - D-24 |
| BEDROOM              | E-01 - E-02 |
| CHASSIS              | E-03 - E-06 |
| C/C & PAD            | E-07 - E-14 |
| DINETTE              | E-15 - E-16 |
| DRIVERS              | E-17 - E-20 |
| ELECTRICAL           | E-21 - F-02 |
| EXTERIOR BODY        | F-03 - F-09 |
| GALLEY               | F-10 - F-16 |
| HEATING & A/C        | F-17 - F-23 |
| INTERIOR FINISH      | F-24 - G-01 |
| LABEL                | G-02        |
| LP                   | G-03        |
| LOUNGE               | G-04 - G-06 |
| SEALANTS & FASTENERS | G-07 - G-08 |
| WATER & SEWAGE       | G-09 - G-12 |
| WINDOW, VENT AND     |             |
| EXTERIOR DOOR        | G-13 - H-14 |

INTERIOR FINISH GROUP (CONTINUED)

MISCELLANEOUS

| KEY PART NUMBER | U/M | DESCRIPTION   |
|-----------------|-----|---|
| 057671-01-000   | EA  | COVER-SCREW, #8 - PLASTIC - OFF WHITE                     |
| 074497-14-700   | EA  | SEALER-STAIN,CEILING                                      |
| 072852-01-000   | EA  | DETECTOR-SMOKE, W/ 9 VOLT BATTERY                         |
| 077956-01-000   | EA  | LABEL-WARNING, SMOKE DETECTOR                             |
| 097115-01-01A   | FT  | INSERT-CABINET DOOR T-MOLDING, 5/16" - VINYL - GOLD       |
| 059777-02-000   | EA  | HINGE-CABINET DOOR, BURNISHED BRASS                       |
| 097800-01-000   | EA  | LATCH-DOOR, FLUSH MOUNT - W/CATCH & SCREWS - DARK BROWN   |
| 004354-01-000   | EA  | BUMPER-CABINET DOOR, RUBBER - BROWN                       |
| 074493-02-000   | EA  | SUPPORT-OVERHEAD DOOR, SPRUNG                             |
| 009787-10-000   | FT  | WELTING-CABINET TO WALL, MAHOGANY                         |
| 018604-01-000   | EA  | BRACE-CABINET, ANGLED METAL - 2.5"                        |
| 018604-03-000   | EA  | BRACE-CABINET, ANGLED METAL - 2.5" - BEIGE                |
| 052859-01-AA8   | FT  | TRIM-VINYL STITCHED EDGE, BEIGE                           |
| 070504-17-000   | FT  | U CHANNEL-PLASTIC MOLDED, .815" - BIRCH                   |
| 057759-01-000   | EA  | WASHER BRACKET-SEAT BELT, 4" DIAMETER                     |
| 007021-01-000   | EA  | BELT-SEAT, 2" X 90" - BLACK                               |
| 056271-02-000   | EA  | BELT ASM-SEAT 2" X 72" - BLACK                            |
| 074490-01-000   | EA  | RACK-SPICE, UNFINISHED OAK                                |
| 077461-01-000   | EA  | COVER-STRIKE, ENTRY DOOR - 6.5" X 2.56" - PLASTIC - BEIGE |
| 053552-02-AA8   | EA  | HANDLE-ASSIST, INTERIOR - VINYL - OFF WHITE               |
| 046867-01-000   | EA  | GROMMET-ASSIST HANDLE, 7/16" ID X 1" OD - BRASS           |
| 000C16-07-168   | EA  | BOLT-CARRIAGE, ASSIST HANDLE - 7/16" - 14 X 1" ZN         |
| 000D29-07-008   | EA  | NUT-ACORN,ASSIST HANDLE - 7/16" X 14 ZN                   |
| 078314-02-000   | FT  | TAPE-CARPET SEAM, HEAT-BOND                               |
| 085746-01-000   | FT  | TRIM-CARPET, BEIGE  |
| 009049-01-000   | EA  | SUPPORT-EXTENSION, GALLEY COUNTERTOP                      |
| 011053-04-000   | EA  | FAUCET-GALLEY, US/CSA - SWING SPOUT 8"                    |
| 000G13-06-10G   | EA  | SCREW, 8-20 X .62 PFH - ANTIQUE BRASS                     |
| 0056464-02-00J  | EA  | REGISTER-PLASTIC W/O DAMPER - 4" DIAMETER - BROWN         |
| 094499-01-000   | EA  | EXTINGUISHER-FIRE, DRY W/MOUNTING BRACKET - 10 BC         |
| 094499-01-700   | EA  | BRACKET-MOUNTING, W/PLASTIC STRAP - FIRE EXTINGUISHER     |
| 094499-02-000   | EA  | EXTINGUISHER-FIRE, DRY - 1A10BC                           |
| 089076-03-000   | EA  | H-CHANNEL,SUPPORT,BED,BEIGE                               |
| 085740-01-000   | EA  | BRACE-CABINET CORNER, PLASTIC                             |
| 078394-01-000   | FT  | TRIM-HALF ROUND, VALANCE - 7/16" - VINYL - GOLD           |
| 008059-01-000   | EA  | HINGE-CABINET DOOR, BRASS                                 |

LABEL & TAG GROUP

| KEY PART NUMBER | U/M | DESCRIPTION                   |
|-----------------|-----|-------------------------------|
| 090342-01-000   | EA  | LABEL-VAPOR RELIEF            |
| 087207-02-000   | EA  | LABEL-FUEL CAP REMOVAL        |
| 077510-01-000   | EA  | LABEL-GENERATOR PREP          |
| 075221-03-000   | EA  | LABEL-TRAILER HITCH           |
| 075220-01-000   | EA  | LABEL-WARNING, EXTERIOR LOAD  |
| 062043-01-000   | EA  | LABEL-FUEL, UNLEADED          |
| 061417-01-000   | EA  | LABEL-FUEL                    |
| 054531-01-000   | EA  | LABEL-LP GAS ONLY             |
| 006188-01-000   | EA  | LABEL-WASTE WATER             |
| 006187-01-000   | EA  | LABEL-SEWAGE                  |
| 006019-01-000   | EA  | TAG-RVI APPROVED, PLASTIC     |
| 006040-01-000   | EA  | TAG-GAS REFUELING WARNING     |
| 006062-01-000   | EA  | TAG-ELECTRIC, 110V CONNECTION |

CANADIAN EXPORT (OPT 265)

| KEY PART NUMBER | U/M | DESCRIPTION                      |
|-----------------|-----|----------------------------------|
| 006040-02-000   | EA  | TAG-GAS REFUEL WARNING, CANADIAN |
| 091243-01-000   | EA  | LABEL-A/C COVER                  |

CALIFORNIA CHASSIS (OPT 37P)

| KEY PART NUMBER | U/M | DESCRIPTION  |
|-----------------|-----|--|
| 062043-01-000   | EA  | LABEL-FUEL, UNLEADED                                   |
| 074559-01-000   | EA  | DECAL-LOGO, LPG - RED - (CALIF CODE)                   |
| 091243-01-000   | EA  | LABEL-A/C COVER, CEILING                               |
| 093236-02-000   | EA  | LABEL-CIRCUIT BREAKER,MAIN                             |
| 006195-01-000   | EA  | LABEL-ELECTRICAL TEST                                  |
| 006196-01-000   | EA  | LABEL-GAS TEST   |
| 006197-01-000   | EA  | LABEL-WATER TEST                                       |
| 050225-01-000   | EA  | LABEL-WARNING, STOVE VENT - US                         |
| 061606-01-000   | EA  | LABEL-OVERLAY, VEHICLE CERTIFICATION - ADHESIVE BACKED |
| 056259-01-000   | EA  | LABEL-SAFETY CHECK LIST SUNVISOR                       |
| 098641-01-000   | EA  | LABEL-FUEL, UNLEADED - DASH                            |

FROM: 09-11-89 THRU: 01-14-90

FROM: 12-17-89 THRU: 99-99-99

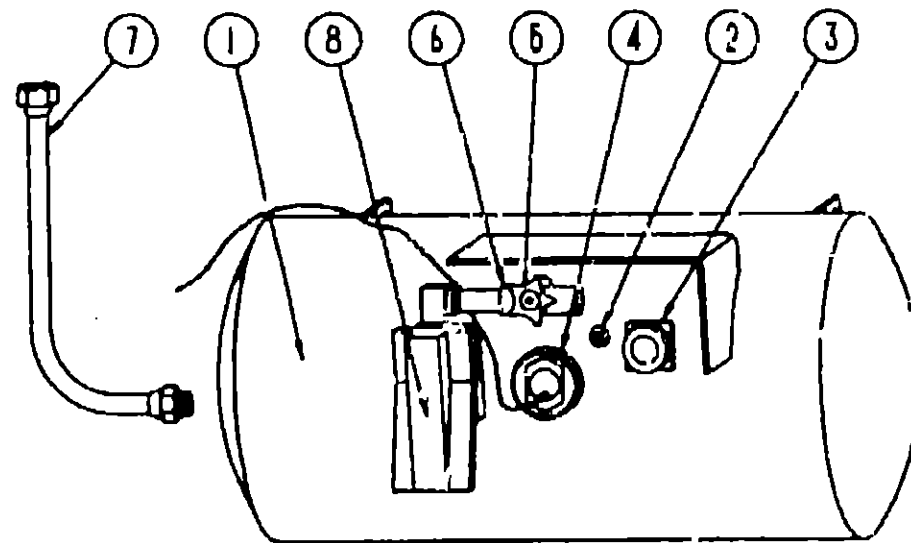
TABLE OF CONTENTS

|              |             |
|--------------|-------------|
| INTRODUCTION | A-01 - A-04 |
| WCF22EC      | A-05 - D-14 |
| WCF27EU      | D-15 - H-14 |

1990 WCF27EU INDEX

|                                |             |
|--------------------------------|-------------|
| FLOOR PLAN                     | D15 - D-16  |
| ACCESSORIES                    | D-17 - D-20 |
| BATH                           | D-21 - D-24 |
| BEDROOM                        | E-01 - E-02 |
| CHASSIS                        | E-03 - E-06 |
| C C & PAD                      | E-07 - E-14 |
| DINETTE                        | E-15 - E-16 |
| DRIVERS                        | E-17 - E-20 |
| ELECTRICAL                     | E-21 - F-02 |
| EXTERIOR BODY                  | F-03 - F-09 |
| GALLEY                         | F-10 - F-16 |
| HEATING & A/C                  | F-17 - F-23 |
| INTERIOR FINISH                | F-24 - G-01 |
| LABEL                          | G-02        |
| LP                             | G-03        |
| LOUNGE                         | G-04 - G-06 |
| SEALANTS & FASTENERS           | G-07 - G-08 |
| WATER & SEWAGE                 | G-09 - G-12 |
| WINDOW, VENT AND EXTERIOR DOOR | G-13 - H-14 |

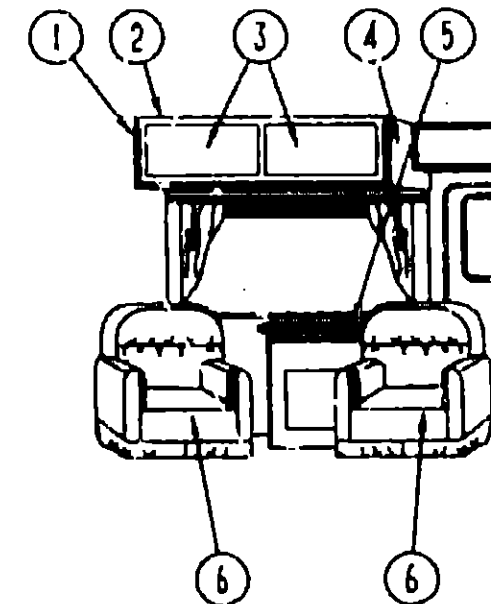
## LP GROUP



### LP TANK & COMPONENTS

| KEY PART NUMBER | U/M | DESCRIPTION  |
|-----------------|-----|--|
| 1 097821-01-000 | EA  | TANK-LP, 60 LB BRUNNER - 14" X 30"                                 |
| 2 040421-01-700 | EA  | GAUGE-LIQUID LEVEL, 20% LP - BURNER G-1013                         |
| 3 040421-01-701 | EA  | VALVE-SHORT LP FILLER W/YELLOW CAP - BURNER 75478                  |
| 3 040421-01-702 | EA  | CAP-LP FILLER VALVE, PLASTIC - YELLOW - BURNER G-1014-A            |
| 3 040421-01-711 | EA  | VALVE-80% W/FLOAT, PLATE, BOLTS & GASKET - BURNER                  |
| 4 040421-01-707 | EA  | GAUGE-FLOAT W/VISIBLE DIAL - BURNER MA-9 6244-4                    |
| 4 040440-01-000 | EA  | TRANSMITTER-DIAL, 90 OHM   |
| 4 040421-01-708 | EA  | DIAL-LP TANK VOLUME, VISIBLE FACE (5-1789) BRUNNER MA-8 ROCHESTER  |
| 5 040421-01-708 | EA  | HANDWHEEL-VAPOR RELIEF VALVE, BURNER G-1015-A                      |
| 6 040421-01-703 | EA  | VALVE-VAPOR RELIEF SERVICE W/HANDWHEEL (REG09106CO) BRUNNER G-1015 |
| 7 045703-01-000 | EA  | HOSE-LP, 3/8" ID X 24" US - 3/8 MPT X 1/2 F SWIVEL                 |
| 085318-02-000   | EA  | ELBOW-90 DEGREE, 3/8" MPT TO 3/8" FPT                              |
| 8 078301-01-000 | EA  | REGULATOR-LPG, TWO STAGE   |
| 8 081938-01-000 | EA  | COVER-COMPARTMENT - LP REGULATOR - BLACK                           |
| 010285-01-000   | EA  | CROSS, 3/8" F X 3/8" F X 3/8" F X 1/2" FPT - BRASS                 |

## LOUNGE GROUP



### OVERHEAD CABINET & COMPONENTS

| KEY PART NUMBER | U/M | DESCRIPTION  |
|-----------------|-----|--|
| 1 094590-01-AA8 | EA  | END CAP-OVERHEAD CABINET, REAR                                       |
| 2 M95796-01-AA8 | EA  | CABINET-OVERHEAD W/O DOORS OR HARDWARE                               |
| M04074-10-AA8   | EA  | FACE-OVERHEAD CABINET - LOUNGE                                       |
| 3 M96652-08-AA8 | EA  | DOOR-OVERHEAD CABINET, W/O HARDWARE - 12" X 21.85"                   |
|                 |     | FROM: 00-00-00 THRU: 11-26-89  |
| 3 M96652-08-A93 | EA  | DOOR-OVERHEAD CABINET, W/O HARDWARE - 12" X 21.85"                   |
|                 |     | FROM: 11-27-89 THRU: 99-99-99  |
| 4 094590-02-AA8 | EA  | END CAP-OVERHEAD CABINET, FRONT                                      |
| 074979-01-000   | EA  | SHIELD-SPEAKER, BACK - MOLDED PLASTIC - BEIGE                        |
| 089340-01-000   | EA  | GRILLE-SPEAKER, 6.5" SQUARE  |
| 5 098828-01-AA8 | EA  | TABLE ASM-PULL OUT, W/O CUP HOLDERS OR MAGAZINE RACK                 |
| 6 096345-01-AA8 | EA  | CHAIR-SWIVEL W/O BASE, TOP PLATE OR EXTENSION - AA8 - BLUE           |
|                 |     | FROM: 00-00-00 THRU: 10-01-89  |
| 6 096345-01-AA9 | EA  | CHAIR-SWIVEL W/O BASE, TOP PLATE OR EXTENSION - AA9 - MAUVE          |
|                 |     | FROM: 00-00-00 THRU: 10-01-89  |
| 6 096345-02-A98 | EA  | CHAIR-SWIVEL W/O TOP PLATE, BASE & EXTENSION - AA8 - BLUE            |
|                 |     | FROM: 10-02-89 THRU: 99-99-99  |
| 6 096345-02-A99 | EA  | CHAIR-SWIVEL, W/O TOP PLATE, BASE & EXTENSION - AA9 - MAUVE          |
|                 |     | FROM: 10-02-89 THRU: 99-99-99  |
| M96345-02-A98   | EA  | COVER-SWIVEL CHAIR, AA8 - BLUE                                       |
| M96345-02-A99   | EA  | COVER-SWIVEL CHAIR, AA9 - MAUVE                                      |
| 085187-C4-A98   | EA  | SKIRT-SWIVEL CHAIR, AA8 - BLUE                                       |
|                 |     | FROM: 10-02-89 THRU: 99-99-99  |
| 085187-04-A99   | EA  | SKIRT-SWIVEL CHAIR, AA9 - MAUVE                                      |
|                 |     | FROM: 10-02-89 THRU: 99-99-99  |
| 088245-01-000   | EA  | BASE-SWIVEL CHAIR W/LEGS   |
| 088245-03-000   | EA  | PLATE-SWIVEL TOP W/O TILT - W/LOCK                                   |
| 088245-06-000   | EA  | EXTENSION-CHAIR BASE, 7"   |
| 088705-02-000   | EA  | BAR-SEAT BELT, 2.5" X 12.75"   |
| 008064-01-000   | EA  | LABEL-SEAT W/O SEATBELT - NOT INTENDED FOR USE WHILE COACH IN MOTION |
| 007021-01-000   | EA  | BELT-SEAT, 2" X 90" - BLACK  |
| 057759-01-000   | EA  | WASHER BRACKET-SEAT BELT, 4" DIAMETER                                |

## TABLE OF CONTENTS

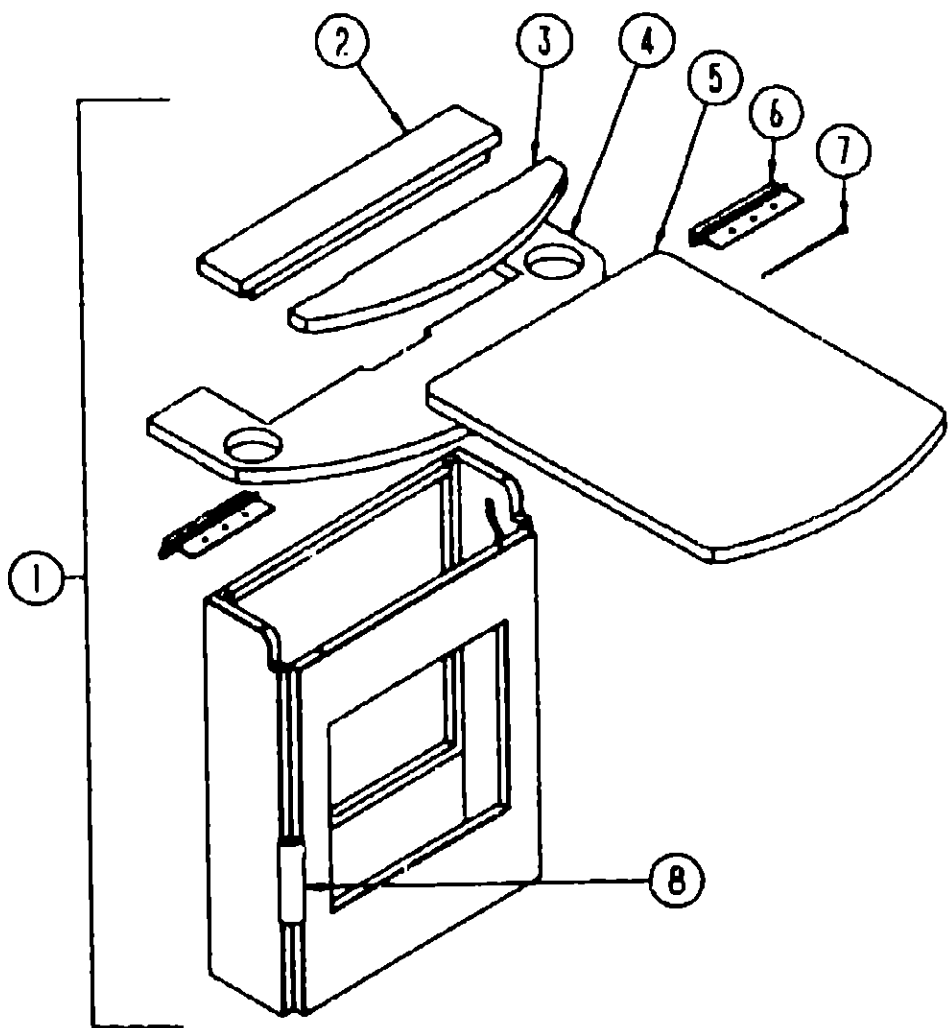
|              |             |
|--------------|-------------|
| INTRODUCTION | A-01 - A-04 |
| WCF22EC      | A-05 - D-14 |
| WCF27EU      | D-15 - H-14 |

## 1990 WCF27EU INDEX

|                      |             |
|----------------------|-------------|
| FLOOR PLAN           | D15 - D-16  |
| ACCESSORIES          | D-17 - D-20 |
| BATH                 | D-21 - D-24 |
| BEDROOM              | E-01 - E-02 |
| CHASSIS              | E-03 - E-06 |
| C & PAD              | E-07 - E-14 |
| DINETTE              | E-15 - E-16 |
| DRIVERS              | E-17 - E-20 |
| ELECTRICAL           | E-21 - F-02 |
| EXTERIOR BODY        | F-03 - F-09 |
| GALLEY               | F-10 - F-16 |
| HEATING & A/C        | F-17 - F-23 |
| INTERIOR FINISH      | F-24 - G-01 |
| LABEL                | G-02        |
| LP                   | G-03        |
| LOUNGE               | G-04 - G-06 |
| SEALANTS & FASTENERS | G-07 - G-08 |
| WATER & SEWAGE       | G-09 - G-12 |
| WINDOW, VENT AND     |             |
| EXTERIOR DOOR        | G-13 - H-14 |



LOUNGE GROUP (CONTINUED)



| KEY PART NUMBER | U/M | DESCRIPTION  |
|-----------------|-----|--|
| 1               | EA  | TABLE ASM-PULLOUT, W/O CUP HOLDERS OR MAGAZINE RACK          |
| 2               | EA  | SHELF - TOP, PULLOUT TABLE - UPPER SUPPORT FOR PULLOUT TABLE |
| 3               | EA  | COVER - FLIP UP, PULLOUT TABLE - W/O HARDWARE                |
| 4               | EA  | SUPPORT - BOTTOM TABLE, W/CUP HOLDERS                        |
| 5               | EA  | TABLE ONLY-PULLOUT, AA8 & AA9                                |
| 6               | EA  | TABLE-SUPPORT, PULLOUT - METAL - BEIGE                       |
| 7               | EA  | ROLLER-NYLON,W/SHAFT   |
| 8               | EA  | MOLDING-CORNER, PLASTIC - BIRCH                              |
|                 | EA  | BRACE-CABINET CORNER, PLASTIC                                |
|                 | FT  | MOLDING-CABINET TO WALL, OFF WHITE                           |
|                 | EA  | HINGE-CABINET DOOR, BRASS                                    |
|                 | EA  | MOUNT-METAL MOLDING, FOR RADIUS CORNER MOLDING - 12.5'       |
|                 | FT  | MOLDING-EDGE BAND, 1 5/16" - WIDE - WOODGRAIN                |
|                 | EA  | HANDLE-PULL, TABLE TOP - PLASTIC - BROWN                     |
|                 | EA  | HOLDER-CUP, TWO STEP - BEIGE                                 |
|                 | EA  | MAGAZINE RACK ASM,OAK  |
|                 | EA  | ROD-BRASS, 15" - LONG  |

LOUNGE GROUP (CONTINUED)

PULL OUT TABLE

| U/M | DESCRIPTION  |
|-----|--|
| EA  | TABLE ASM-PULLOUT, W/O CUP HOLDERS OR MAGAZINE RACK          |
| EA  | SHELF - TOP, PULLOUT TABLE - UPPER SUPPORT FOR PULLOUT TABLE |
| EA  | COVER - FLIP UP, PULLOUT TABLE - W/O HARDWARE                |
| EA  | SUPPORT - BOTTOM TABLE, W/CUP HOLDERS                        |
| EA  | TABLE ONLY-PULLOUT, AA8 & AA9                                |
| EA  | TABLE-SUPPORT, PULLOUT - METAL - BEIGE                       |
| EA  | ROLLER-NYLON,W/SHAFT   |
| EA  | MOLDING-CORNER, PLASTIC - BIRCH                              |
| EA  | BRACE-CABINET CORNER, PLASTIC                                |
| FT  | MOLDING-CABINET TO WALL, OFF WHITE                           |
| EA  | HINGE-CABINET DOOR, BRASS                                    |
| EA  | MOUNT-METAL MOLDING, FOR RADIUS CORNER MOLDING - 12.5'       |
| FT  | MOLDING-EDGE BAND, 1 5/16" - WIDE - WOODGRAIN                |
| EA  | HANDLE-PULL, TABLE TOP - PLASTIC - BROWN                     |
| EA  | HOLDER-CUP, TWO STEP - BEIGE                                 |
| EA  | MAGAZINE RACK ASM,OAK  |
| EA  | ROD-BRASS, 15" - LONG  |

TABLE OF CONTENTS

|              |             |
|--------------|-------------|
| INTRODUCTION | A-01 - A-04 |
| WCF22EC      | A-05 - D-14 |
| WCF27EU      | D-15 - H-14 |

1990 WCF27EU INDEX

|                                |             |
|--------------------------------|-------------|
| FLOOR PLAN                     | D15 - D-16  |
| ACCESSORIES                    | D-17 - D-20 |
| BATH                           | D-21 - D-24 |
| BEDROOM                        | E-01 - E-02 |
| CHASSIS                        | E-03 - E-06 |
| C C & PAD                      | E-07 - E-14 |
| DINETTE                        | E-15 - E-16 |
| DRIVERS                        | E-17 - E-20 |
| ELECTRICAL                     | E-21 - F-02 |
| EXTERIOR BODY                  | F-03 - F-09 |
| GALLEY                         | F-10 - F-16 |
| HEATING & A/C                  | F-17 - F-23 |
| INTERIOR FINISH                | F-24 - G-01 |
| LABEL                          | G-02        |
| LP                             | G-03        |
| LOUNGE                         | G-04 - G-06 |
| SEALANTS & FASTENERS           | G-07 - G-08 |
| WATER & SEWAGE                 | G-09 - G-12 |
| WINDOW, VENT AND EXTERIOR DOOR | G-13 - H-14 |



# SEALANTS & FASTENERS GROUP

| KEY PART NUMBER | U/M | DESCRIPTION  |
|-----------------|-----|--|
| 000014-05-008   | EA  | NUT-HEX, 5/16-18 - ZN 5                                      |
| 066134-02-000   | EA  | HOLDER-RING, 1.5" ID PIPE SIZE - STEEL                       |
| 010497-05-000   | EA  | CLAMP-CLOSED, 1/2" ID  |
| 075148-02-000   | EA  | CLAMP-GROUNDING, BRONZE SCREWS                               |
| 010495-01-000   | EA  | CLAMP-CABLE, 9/16"   |
| 082401-02-000   | EA  | CLAMP-HOSE, WORMGEAR, 1.58" - 2.5"                           |
| 082401-03-000   | EA  | CLAMP-HOSE WORMGEAR, .22" - 1"                               |
| 082401-04-000   | EA  | CLAMP-HOSE, WORMGEAR .68" - 1.25"                            |
| 082401-05-000   | EA  | CLAMP-HOSE, WORMGEAR 2" - 3"                                 |
| 082401-06-000   | EA  | CLAMP-HOSE, WORMGEAR .22" - .62"                             |
| 082401-07-000   | EA  | CLAMP-HOSE, WORMGEAR 5" - 7"                                 |
| 082401-08-000   | EA  | CLAMP-HOSE, WORMGEAR 4.06" - 5.0"                            |
| 082401-09-000   | EA  | CLAMP-HOSE, WORMGEAR 2.5" - 3.75"                            |
| 082401-10-000   | EA  | CLAMP-HOSE, WORMGEAR 1.06" - 2"                              |
| 008401-01-000   | EA  | STRAP-CONDUIT-3/4", 1 HOLE, GALVANIZED STEEL                 |
| 010497-01-000   | EA  | CLAMP-CLOSED, 5/8" ID  |
| 010497-03-000   | EA  | CLAMP-CLOSED, 1 ID, CUSHIONED                                |
| 010499-01-000   | EA  | CLAMP-CLOSED, 3/8" ID  |
| 000G39-08-12T   | EA  | SCREW-SF/DR, 8-18 X 3/4 PPH - BLACK                          |
| 000G67-10-10R   | EA  | SCREW, 10-12 X 5/8 PPH - TYPE A - BEIGE                      |
| 088640-02-000   | FT  | SEALER-RIBBON, 1/2" X 1/8" - INCREMENTS OF 30"               |
| 000G39-10-12D   | EA  | SCREW-SF/DR, 10-16 X 3/4 PPH - BLACK                         |
| 000G50-04-12B   | EA  | SCREW-MACH, 1/4-20 X 3/4 PPH ZN                              |
| 000G11-08-08B   | EA  | SCREW, 8-18 X 1/2 PPH ZN                                     |
| 044384-02-000   | EA  | NUT-SPEED, FLAT - ROUND                                      |
| 000D39-04-008   | EA  | NUT-HEX, SER FLG LK 1/4 - 20 ZN                              |
| 000G67-10-16S   | EA  | SCREW, 10-12 X 1 PPH - ZN                                    |
| 000G11-08-12D   | EA  | SCREW, 8-18 X 3/4 PPH - BLACK                                |
| 000G35-08-16D   | EA  | SCREW, 8-32 X 1 POH - TYPE 23 - BLACK                        |
| 077071-01-000   | EA  | WASHER-FENDER, 3/16" ID X 1" OD                              |
| 000G19-10-12B   | EA  | SCREW-MACH, 10-32 TPI X .75                                  |
| 000G39-08-32B   | EA  | SCREW-SF/DR, 8-18 X 2 PPH - ZINC                             |
| 000G27-10-16D   | EA  | SCREW-MACH, 10-32 X 1 POH - BLACK                            |
| 000G39-08-08X   | EA  | SCREW-SF/DR, 8-18 X 1/2 PPH - GRAY                           |
| 000D39-08-008   | EA  | NUT-HEX, SER FLG LK - 1/2-13 ZN                              |
| 000G11-08-12B   | EA  | SCREW, 8-18 X 3/4 PPH ZN                                     |
| 044384-02-000   | EA  | NUT-SPEED, FLAT - ROUND                                      |
| 000D39-08-008   | EA  | NUT-HEX, SER FLG LK - 1/2-13 ZN                              |
| 051387-08-000   | EA  | BOLT-CARRIAGE, W/O HOLE - 5/16-18 X 9.5 ZN                   |
| 000G67-10-12P   | EA  | SCREW, 10-12 X .75 PPH - DARK BROWN                          |
| 000D24-10-008   | EA  | NUT-HEX, SF/LK - 10-32 ZN                                    |
| 000D15-08-008   | EA  | NUT-HEX, 3/8-24 - ZN - 5                                     |
| 018804-01-000   | EA  | BRACE-CABINET, ANGLED METAL - 2.5"                           |
| 000C12-08-24B   | EA  | BOLT-HEX, 1/2"-13 X 1 1/2" - ZN 5                            |
| 000C12-05-16B   | EA  | BOLT-HEX, 5/16-18 X 1 - ZINC 5                               |
| 000C18-08-48B   | EA  | BOLT-ELEV, 3/8-18 X 3 ZN - GDE 5                             |
| 000C13-07-48B   | EA  | BOLT-HEX, 7/16 - 20 X 3 - ZN 5                               |
| 000D39-08-008   | EA  | NUT-HEX, SER FLG LK - 3/8-16 ZN                              |
| 000D44-07-008   | EA  | NUT-HEX, SER FLG LK - 7/16-20 ZN                             |
| 000G12-08-28R   | EA  | SCREW, 8-18 X 1 3/4 POH - BEIGE                              |
| 000G11-08-12R   | EA  | SCREW, 8-18 X 3/4 PPH - BEIGE                                |
| 072883-01-000   | EA  | NUTSERT-M5X0.8   |
| 075908-01-000   | EA  | SCREW-MACH-10-32X.56PTHSEMS                                  |
| 077855-01-000   | EA  | J CLIP-VINYL COATED, 3/8" USED IN WIRING TO CLEARANCE LIGHTS |
| 000E13-14-008   | EA  | WASHER-FL, 1/4" WIDE ZN                                      |
| 000E13-11-008   | EA  | WASHER-FL, 3/16" WIDE ZN                                     |
| 000G39-08-16B   | EA  | SCREW-SF/DR, 8-18 X 1 PPH ZN                                 |
| 053788-02-000   | EA  | BEDDING COMPOUND-TUBE, WHITE                                 |
| 076322-03-000   | FT  | TAPE-FOAM, DOUBLE COATED - .045" X .5"                       |
| 076322-04-000   | FT  | TAPE-FOAM, DOUBLE COATED - .045" X .75"                      |
| 000G39-08-10T   | EA  | SCREW-SF/DR, 8-20 X 5/8 PPH - BLACK                          |
| 000G11-08-12T   | EA  | SCREW, 8-18 X 3/4 PPH - BLACK                                |
| 053788-07-000   | EA  | BEDDING COMPOUND-TUBE, BEIGE                                 |
| 000G11-10-12X   | EA  | SCREW-10-16X.75 PPH GRAY                                     |
| 000G11-08-12R   | EA  | SCREW, 8-13 X 3/4 PPH - BEIGE                                |
| 000G11-10-14B   | EA  | SCREW, 10-16 X 1 - PPH ZN                                    |
| 000G12-08-28R   | EA  | SCREW, 8-18 X 1 3/4 POH - BEIGE                              |
| 000G13-08-08B   | EA  | SCREW, 8-20 X 1/2 PPH ZN                                     |
| 000G39-10-10R   | EA  | SCREW-SF/DR, 10-16 X 5/8 PPH - BEIGE                         |

# SEALANTS & FASTENERS GROUP (CONTINUED)

| KEY PART NUMBER | U/M | DESCRIPTION                                       |
|-----------------|-----|---|
| 000G39-10-12R   | EA  | SCREW-SF/DR, 10-16 X 3/4 PPH - BEIGE              |
| 000G67-10-08B   | EA  | SCREW, 10-12 X 1/2 PPH ZN                         |
| 000G67-10-12E   | EA  | SCREW, 10-12 X 3/4 PPH CHROME                     |
| 000G67-10-16B   | EA  | SCREW, 10-12 X 1 PPH - ZN                         |
| 000G67-10-16P   | EA  | SCREW, 10-12 X 1 PPH - DARK BROWN                 |
| 005081-01-000   | EA  | NUT-SPEED, C TYPE - NO 8 SCREW                    |
| 034552-04-000   | EA  | SILICONE-TUBE, 300 ML - BEIGE                     |
| 088640-02-000   | FT  | SEALER-RIBBON, 1/2" X 1/8" - INCREMENTS OF 30"    |
| 088640-05-000   | FT  | SEALER-RIBBON, 2 1/2" X 3/32" - INCREMENTS OF 30" |
| 008200-01-000   | EA  | TAPE-FURNACE, 1 1/2"                              |
| 088640-09-000   | FT  | SEALER-RIBBON, 1/32" X 2 1/2"                     |
| 091255-03-000   | FT  | SEAL-FOAM, 1/4 X 3/16 ROLL                        |
| 000G13-08-10G   | EA  | SCREW, 8-20 X 5/8 PPH - ANTIQUE BRASS             |
| 000G11-08-08T   | EA  | SCREW, 8-18 X 1/2 PPH                             |
| 000G13-07-12B   | EA  | SCREW, 7-19 X 3/4 PPH ZN                          |
| 000G39-08-16E   | EA  | SCREW-SF/DR, 8-18 X 1 PPH CHROME                  |
| 000G39-08-16T   | EA  | SCREW-SF/DR, 8-18 X 1 PPH - BLACK                 |
| 000G50-04-12B   | EA  | SCREW-MACH, 1/4-20 X 3/4 PPH ZN                   |
| 000G68-06-10G   | EA  | SCREW, 6-18 X 5/8 POH - ANTIQUE BRASS             |
| 004383-01-000   | FT  | TAPE-ADHESIVE FOAM, 1 SIDE - 3/16" X 1/2" - GRAY  |
| 000G11-08-10J   | EA  | SCREW, 6-20 X 5/8 PPH - BRASS                     |
| 000G39-08-08B   | EA  | SCREW-SF/DR, 8-18 X 1/2 PPH ZN                    |
| 000G39-08-08R   | EA  | SCREW-SF/DR-8-18X1/2 PPH                          |
| 000G39-08-12B   | EA  | SCREW-SF/DR, 8-18 X 3/4 PPH ZN                    |
| 000G39-10-12D   | EA  | SCREW-SF/DR, 10-16 X 3/4 PPH - BLACK              |
| 000G39-10-12R   | EA  | SCREW-SF/DR, 10-16 X 3/4 PPH - BEIGE              |
| 000G67-10-08R   | EA  | SCREW, 10-12 X 1/2 PPH - BEIGE - TYPE A           |
| 000G67-10-10R   | EA  | SCREW, 10-12 X 5/8 PPH - TYPE A - BEIGE           |
| 000G67-10-10B   | EA  | SCREW, 10-12 X 5/8 PPH ZN - TYPE A                |
| 000G67-10-20D   | EA  | SCREW, 10-12 X 1 1/4 PPH - BLACK                  |
| 034552-02-000   | EA  | SILICONE-TUBE, 300 ML - CLEAR                     |
| 077987-01-000   | EA  | SEALANT-ACRYLIC, TUBE - WHITE                     |
| 049485-01-000   | EA  | SCREW, 10-16 W/WASHER PTH - DARK BROWN            |
| 088640-03-000   | FT  | SEALER-RIBBON, 3/4" X 1/8" - INCREMENTS OF 60"    |
| 000G67-10-12B   | EA  | SCREW, 10-12 X 3/4 - PPH ZN                       |
| 000G39-08-16T   | EA  | SCREW-SF/DR, 8-20 X 1 PPH - BLACK                 |
| 088640-07-000   | FT  | SEALER-RIBBON, 2" X 3/32" - INCREMENTS OF 30"     |
| 087721-01-000   | EA  | SCREW-FLAT HEAD, TAPPING - 1/4 X 1 1/4 LG ZN      |
| 008343-01-000   | EA  | TIE-WIRE, 6"                                      |
| 091255-03-000   | FT  | SEAL-FOAM, 1/4 X 3/16 ROLL                        |
| 000C12-10-24B   | EA  | BOLT-HEX, 5/8-11 X 1 1/2 ZN - 5                   |
| 000G11-08-12B   | EA  | SCREW, 8-18 X 3/4 PPH ZN                          |
| 000G39-08-24B   | EA  | SCREW-SF/DR, 8-18 X 1 1/2 PPH ZN                  |
| 000G67-10-12D   | EA  | SCREW-10-12X.75 PPH TAN                           |
| 000G67-10-24B   | EA  | SCREW, 10-12 X 1 1/2 PPH - ZN                     |
| 000H16-04-00R   | EA  | RIVET-POP, AL 1/8 X .313-.375                     |
| 034C20-01-000   | QT  | ADHESIVE-ABS CEMENT                               |
| 049485-04-000   | EA  | SCREW, 10-16 X 1 PTH W/WASHER - BEIGE             |
| 038518-01-000   | EA  | SILICONE-300 ML TUBE, BLACK                       |
| 088640-08-000   | FT  | SEALER-RIBBON, 5/16" DIAMETER - INCREMENTS OF 25" |

## TABLE OF CONTENTS

|              |             |
|--------------|-------------|
| INTRODUCTION | A-01 - A-04 |
| WCF22EC      | A-05 - D-14 |
| WCF27EU      | D-15 - H-14 |

## 1990 WCF27EU INDEX

|                      |             |
|----------------------|-------------|
| FLOOR PLAN           | D15 - D-16  |
| ACCESSORIES          | D-17 - D-20 |
| BATH                 | D-21 - D-24 |
| BEDROOM              | E-01 - E-02 |
| CHASSIS              | E-03 - E-08 |
| C G & PAD            | E-07 - E-14 |
| DINETTE              | E-15 - E-16 |
| DRIVERS              | E-17 - E-20 |
| ELECTRICAL           | E-21 - F-02 |
| EXTERIOR BODY        | F-03 - F-09 |
| GALLEY               | F-10 - F-16 |
| HEATING & A/C        | F-17 - F-23 |
| INTERIOR FINISH      | F-24 - G-01 |
| LABEL                | G-02        |
| LP                   | G-03        |
| LOUNGE               | G-04 - G-06 |
| SEALANTS & FASTENERS | G-07 - G-08 |
| WATER & SEWAGE       | G-09 - G-12 |
| WINDOW, VENT AND     |             |
| EXTERIOR DOOR        | G-13 - H-14 |

WATER & SEWAGE GROUP GROUP

WATER HEATER

| KEY PART NUMBER | U/M | DESCRIPTION  |
|-----------------|-----|--|
| 051391-03-000   | EA  | WATER HEATER-W/ELECTRIC IGNITION, ATWOOD G6A-3E                |
| 051391-01-704   | EA  | VALVE-RELIEF, 1/2" FITTING - ATWOOD# 91604                     |
| 051391-01-705   | EA  | FASTENER-CAMLOC, ATWOOD# 92609                                 |
| 051391-04-708   | EA  | TANK-INNER G6A-4E & 6E FRT MT                                  |
| 051391-04-704   | EA  | TANK-INNER (FRT-MT), GH6-4E&6E - ATWOOD# 91642                 |
| 051391-01-715   | EA  | DRAIN PLUG, ATWOOD# 91581                                      |
| 051391-04-707   | EA  | KIT-GRILLE, FLUE, & GASKET - ATWOOD# 90960                     |
| 051391-04-701   | EA  | THERMOSTAT 12 VDC-120 PRESET, ATWOOD# 91470 - FRONT MOUNT ONLY |
| 051393-01-721   | EA  | ECO&THERMOSTAT ASM-FRONT MOUNT, 140 DEGREE - ATWOOD# 91447     |
| 051393-01-701   | EA  | SWITCH PACKAGE-ATWOOD# 91959                                   |
| 051391-04-703   | EA  | BURNER-MAIN, ATWOOD# 91638 - 4E AND 6E                         |
| 051393-01-718   | EA  | SPARK&PROBE ASM, ATWOOD# 91606                                 |
| 051393-01-718   | EA  | VALVE-DUAL SOLENOID, ATWOOD# 91605                             |
| 051391-01-710   | EA  | ORIFICE-MAIN BURNER, ATWOOD# 92742                             |
| 051393-01-704   | EA  | CIRCUIT BOARD-W/BLACK BOX, ATWOOD# 91420                       |
| 051391-01-700   | EA  | HINGE KIT-W/CLIP, ATWOOD# 92588 & 92559                        |
| 052009-02-000   | EA  | DOOR-WATER HEATER, ATWOOD 5578-27 - BEIGE                      |
| 097987-01-000   | EA  | SWITCH-WATER HEATER, ATWOOD 91959                              |

SINKS, FAUCETS, & SHOWER PANS

| KEY PART NUMBER | U/M | DESCRIPTION  |
|-----------------|-----|--|
| M02673 02-X11   | EA  | PAN-SHOWER   |
| 011089-03-000   | EA  | TAILPIECE-SHOWER/TUB, 1 1/2" X 1 3/4" - PLASTIC  |
| 088438-01-000   | EA  | NUT-SLIP, TAILPIECE - 1.5"   |
| 088440-01-000   | EA  | STRAINER W/RUBBER WASHER   |
| 088440-01-000   | FT  | SEALER-RIBBON, 1/4" DIAMETER - INCREMENTS OF 20"   |
| 088736-01-000   | EA  | WASHER-STRAINER TO TAILPIECE PLASTIC, 1.5"   |
| 075241-05-000   | EA  | FAUCET-SHOWER, BONE  |
| 011063-04-000   | EA  | FAUCET-GALLEY, US/CSA - SWING SPOUT 8"   |
| 091253-01-000   | EA  | GASKET-FAUCET,LAVATORY   |
| 075240-08-000   | EA  | FAUCET-LAVATORY, BONE  |
| 088815-01-000   | EA  | SINK-GALLEY, DOUBLE W/MOUNTING HARDWARE - STAINLESS STEEL<br>FROM: 00-00-00 THRU: 01-01-90 |
| 088854-01-000   | EA  | SINK-GALLEY, DOUBLE W/MOUNTING HARDWARE - STAINLESS STEEL<br>FROM: 01-01-90 THRU: 99-99-99 |
| 088437-01-000   | EA  | STRAINER-SINK, GALLEY W/BASKET   |
| 088437-01-700   | EA  | BASKET-STRAINER, GALLEY SINK   |
| 088927-01-01A   | EA  | SINK-LAVATORY, RECTANGULAR - PLASTIC - BONE  |
| 088927-01-700   | EA  | SINK STOPPER   |
| 088927-01-701   | EA  | TAILPIECE-SINK   |
| 011048-02-000   | EA  | HEAD-SHOWER, W/80" HOSE  |
| 011048-04-000   | EA  | BREAKER-VACUUM, 1/8 MPT,NYLON  |

TOILET

| KEY PART NUMBER | U/M | DESCRIPTION                                   |
|-----------------|-----|---|
| 083740-01-000   | EA  | TOILET-HIGH, AQUA MAGIC IV - THETFORD, 150120 |
| 083740-01-700   | EA  | LEVER-WATER, THETFORD 12514                   |
| 083740-01-701   | EA  | LEVER-FLUSH, THETFORD 12515                   |
| 083740-01-708   | EA  | BOLT PACKAGE-CLOSET, THETFORD 12524           |
| 083740-01-707   | EA  | SEAL-CLOSET FLANGE, THETFORD 02125            |
| 083740-01-710   | EA  | LINK, THETFORD 12513                          |
| 083740-01-711   | EA  | SPRING-RETURN LEVER, THETFORD 12523           |
| 083740-01-713   | EA  | SEAL-BALL VALVE TO BOWL, THETFORD 12502       |
| 083740-01-714   | EA  | VALVE ASM-WATER, THETFORD 12492               |
| 083740-01-716   | EA  | SEAT & COVER, THETFORD 15017                  |
| 010147-01-000   | EA  | FLANGE-CLOSET, 4" X 3"FPT - PLASTIC - BLACK   |

WATER & SEWAGE GROUP (CONTINUED)

WATER PUMPS

| KEY PART NUMBER | U/M | DESCRIPTION  |
|-----------------|-----|--|
| 045729-01-000   | EA  | PUMP-WATER,W/.5MPT FITTINGS - FLOW 2.8 GPM - SHURFLOW<br>FROM: 00-00-00 THRU: 09-17-89 |
| 045729-01-700   | EA  | MOTOR-BLACK  |
| 045729-01-701   | EA  | BASEPLATE-KIT, SHURFLOW# 94-052  |
| 045729-01-702   | EA  | DIAPHRAGM-KIT, SHURFLOW# 94-213-00   |
| 045729-01-703   | EA  | VALVE ASM-KIT, SHURFLOW# 94-110  |
| 045729-01-704   | EA  | UPPER HOUSING-SHURFLOW# 94-025-00  |
| 045729-01-705   | EA  | SWITCH CAP KIT W/SWITCH-SHURFLOW# 94-255-01  |
| 045729-01-706   | EA  | PUMPHEAD-SHURFLOW# 94-058-11   |
| 098607-01-000   | EA  | PUMP-WATER, W/.5"MPT FITTING - FLOW 2.8 GPM - UL<br>FROM: 09-18-89 THRU: 99-99-99      |
| 098607-01-700   | EA  | PUMPHEAD-REPLACEMENT, SHURFLOW# 94-236-08  |
| 098607-01-701   | EA  | DRIVE ASM, SHURFLOW# 94-234-03   |
| 098607-01-702   | EA  | DIAPHRAGM-KIT, SHURFLOW# 94-233-10   |
| 098607-01-703   | EA  | VALVE ASM, SHURFLOW# 94-232-00   |
| 098607-01-704   | EA  | HOUSING-UPPER, SHURFLOW# 94-231-01   |
| 098607-01-705   | EA  | CHECK VALVE-KIT, SHURFLOW# 94-237-00   |
| 098607-01-706   | EA  | SWITCH ASM-COMPLETE, SHURFLOW# 94-230-00   |
| 098607-01-707   | EA  | MOTOR/BASEPLATE REPLACEMENT, SHURFLOW# 94-234-03                                       |

FRESH WATER TANK

| KEY PART NUMBER | U/M | DESCRIPTION   |
|-----------------|-----|---|
| 039861-01-000   | EA  | SENDING UNIT  |
| 007161-01-000   | EA  | CLAMP-HOSE, SPRING TYPE - 1/2"  |
| 010219-01-000   | EA  | ELBOW-PLAS 11/4MPTX11/4BARB   |
| 010224-01-000   | EA  | ADAPTER-HOSE TO PIPE, 3/8" MPT X 3/8" BARB - PLASTIC BLACK                                  |
| 044927-01-000   | EA  | ADAPTER-HOSE TO PIPE, 1 1/4"MPT X 1 1/4"BARB-BLACK PLASTIC<br>FROM: 00-00-00 THRU: 10-17-89 |
| 052957-02-000   | EA  | ELBOW-MALE, 1/2" F X 1/2" MPT - PLASTIC - GRAY  |
| 007942-01-000   | EA  | TAB-WIRE, 18 TO 14 AWG  |
| 007955-01-000   | EA  | TAB-HOUSING, 6 POSITION   |
| 008024-01-000   | FT  | WIRE BONDED 18-5 O,W,Y,BL,BR  |
| 062401-01-000   | EA  | CLAMP-HOSE, WORMGEAR .25" - 1"  |
| 074462-02-000   | FT  | TUBING-VINYL, 3/8" ID - CLEAR   |
| 077954-02-000   | EA  | FILTER-WATER TANK, SCREEN IN TANK   |
| 079381-01-000   | FT  | TUBING-SMOOTH FLEXIBLE, 1 1/4" ID   |
| 035416-04-000   | EA  | TERMINAL-RING #10 STUD FIT, INSULATED BARREL #16/14   |
| 088473-10-000   | EA  | PIN-HOUSING, 2 POSITION   |
| 088475-01-000   | EA  | PIN-CONNECTOR   |
| 097618-01-000   | EA  | WIRE ASM-MONITOR PANEL, W/4 WIRES & BLACK RESISTOR - LVS                                    |
| 075188-06-000   | EA  | TANK-WATER W/FITTINGS, 45 GALLONS   |
| 049032-01-000   | EA  | PATCH-SPINWELD, 3/8" - PLASTIC  |
| 075186-01-000   | EA  | TANK-WATER W/O FITTINGS, 45 GALLONS   |
| 046524-02-000   | EA  | KIT-WATER TANK FITTING  |
| 042989-03-000   | EA  | FITTING-WATER TANK, SPINWELD - 1 1/4" NPT - PLASTIC   |
| 042989-04-000   | EA  | FITTING-WATER TANK, SPINWELD - 3/8" FPT - PLASTIC   |
| 042989-05-000   | EA  | FITTING-WATER TANK, SPINWELD - 1/2" FPT - PLASTIC   |

WATER SYSTEM

| KEY PART NUMBER | U/M | DESCRIPTION  |
|-----------------|-----|--|
| 039800-01-000   | FT  | TUBING-POLYBUTYL, 1/2" OD - INCREMENTS OF 20' - BLACK        |
| 052952-01-000   | EA  | NUT-PLASTIC, 1/2" F X 1/2" TUBE - PLASTIC - GRAY             |
| 052953-01-000   | EA  | NUT-FAUCET, 1/2" TUBE X 1/2" FPT - PLASTIC - GRAY            |
| 052954-01-000   | EA  | ADAPTER-NOSE CONE, 3/8" OR 1/2" TUBING - PLASTIC - GRAY      |
| 052958-01-000   | EA  | TEE, 1/2" F X 1/2" F X 1/2" F - PLASTIC - GRAY               |
| 052959-03-000   | EA  | CONNECTOR, 1/2" F X 3/8" MPT - PLASTIC - GRAY                |
| 052960-01-000   | EA  | DRAIN VALVE-IN LINE, HEADER - 1/2" F X 1/2" F - GRAY PLASTIC |
| 070824-01-000   | EA  | ELBOW-SWIVEL, 1/2" MPT X 1/2" FPT - PLASTIC - GRAY           |
| 074463-01-000   | EA  | TEE-4 WAY, 1/2" FLARE - PLASTIC - GRAY                       |
| 087659-02-000   | EA  | FILL-CITY WATER, ROUND - BEIGE                               |
| 091208-01-000   | EA  | WASHER-RUBBER, .06" X .75" X .5"                             |
| 065120-01-000   | EA  | ELBOW-SWIVEL, 1/2" FPT X 1/2" FLARE - PLASTIC - GRAY         |
| 062401-02-000   | EA  | CLAMP-HOSE, WORMGEAR, 1.56" - 2.5"                           |
| 079381-01-000   | FT  | TUBING-SMOOTH FLEXIBLE, 1 1/4" ID                            |
| 081240-01-000   | EA  | DOOR-WATER FILL, LOCKABLE W/FILL - BEIGE                     |

TABLE OF CONTENTS

|              |             |
|--------------|-------------|
| INTRODUCTION | A-01 - A-04 |
| WCF22EC      | A-05 - D-14 |
| WCF27EU      | D-15 - H-14 |

1990 WCF27EU INDEX

|                                |             |
|--------------------------------|-------------|
| FLOOR PLAN                     | D15 - D-16  |
| ACCESSORIES                    | D-17 - D-20 |
| BATH                           | D-21 - D-24 |
| BEDROOM                        | E-01 - E-02 |
| CHASSIS                        | E-03 - E-06 |
| C C & PAD                      | E-07 - E-14 |
| DINETTE                        | E-15 - E-18 |
| DRIVERS                        | E-17 - E-20 |
| ELECTRICAL                     | E-21 - F-02 |
| EXTERIOR BODY                  | F-03 - F-09 |
| GALLEY                         | F-10 - F-16 |
| HEATING & A/C                  | F-17 - F-23 |
| INTERIOR FINISH                | F-24 - G-01 |
| LABEL                          | G-02        |
| LP                             | G-03        |
| LOUNGE                         | G-04 - G-06 |
| SEALANTS & FASTENERS           | G-07 - G-08 |
| WATER & SEWAGE                 | G-09 - G-12 |
| WINDOW, VENT AND EXTERIOR DOOR | G-13 - H-14 |

WATER & SEWAGE GROUP (CONTINUED)

SEWAGE HOLDING TANK

| KEY PART NUMBER | U/M | DESCRIPTION  |
|-----------------|-----|--|
| 039861-01-000   | EA  | SENDING UNIT   |
| 007942-01-000   | EA  | TAB-WIRE, 18 TO 14 AWG                                   |
| 007955-01-000   | EA  | TAB-HOUSING, 6 POSITION                                  |
| 008025-01-000   | FT  | WIRE-BONDED 18-5 O.W.Y.B.L.G                             |
| 061807-01-000   | EA  | GROMMET-HOLDING TANK, 11/2NPS WDL SPECIALTIES            |
| 061807-02-000   | EA  | GROMMET-HOLDING TANK, 3" NPS                             |
| 074175-01-000   | EA  | TANK-HOLDING W/O GROMMETS - 44 GALLONS                   |
| 035416-04-000   | EA  | TERMINAL-RING #10 STUD FIT, INSULATED BARREL #16/14      |
| 088473-10-000   | EA  | PIN-HOUSING, 2 POSITION                                  |
| 088475-01-000   | EA  | PIN-CONNECTOR  |
| 097618-01-000   | EA  | WIRE ASM-MONITOR PANEL, W/4 WIRES & BLACK RESISTOR - LVS |

WASTE WATER HOLDING TANK

| KEY PART NUMBER | U/M | DESCRIPTION  |
|-----------------|-----|--|
| 039861-01-000   | EA  | SENDING UNIT   |
| 008026-01-000   | FT  | WIRE-BONDED 18-5, B.L.R.Y.O.W                            |
| 061807-01-000   | EA  | GROMMET-HOLDING TANK, 11/2NPS WDL SPECIALTIES            |
| 061806-01-000   | EA  | TANK-HOLDING W/O GROMMETS - 40 GALLONS                   |
| 035416-04-000   | EA  | TERMINAL-RING #10 STUD FIT, INSULATED BARREL #16/14      |
| 088473-10-000   | EA  | PIN-HOUSING, 2 POSITION                                  |
| 088475-01-000   | EA  | PIN-CONNECTOR  |
| 097618-01-000   | EA  | WIRE ASM-MONITOR PANEL, W/4 WIRES & BLACK RESISTOR - LVS |

DRAINAGE SYSTEM

| KEY PART NUMBER | U/M | DESCRIPTION  |
|-----------------|-----|--|
| 010006-01-000   | EA  | ELBOW-45 DEG, 1/8" BEND - 1 1/2" HUB X HUB - BLACK PLASTIC                               |
| 010008-01-000   | EA  | ELBOW-90 DEG, 1/4" BEND - 1 1/2" HUB X HUB - BLACK PLASTIC                               |
| 010079-01-000   | EA  | TEE-SANITARY, 1 1/2"H X 1 1/2"H X 1 1/4"H - PLASTIC - BLACK                              |
| 033761-01-000   | EA  | ELBOW-TURN, .25"BEND X 1.5"HUB X 1.5"SPIGOT - BLACK PLASTIC                              |
| 004020-01-000   | QT  | ADHESIVE-ABS CEMENT  |
| 010072-01-000   | EA  | TEE-SANITARY, 1 1/2" H X 1 1/4" H X 1 1/2" H- PLASTIC                                    |
| 010115-01-000   | EA  | COUPLING-11/2" HUB X HUB, PLASTIC  |
| 011086-03-000   | EA  | P-TRAP, 1 1/2" TRAP X 1 1/4" SOCKET - PLASTIC  |
| 034250-01-000   | EA  | ELBOW-90 DEGREE, LONG TURN - 11/2" HUB X HUB- ABS  |
| 062415-01-000   | EA  | CAP-SEWER, 3" DIAMETER   |
| 062415-01-700   | EA  | STRING, SEWER CAP  |
| 062421-01-000   | EA  | VALVE-11/2", W/HANDLE- ABS -BLACK  |
| 062422-01-000   | EA  | ADAPTER-OFFSET REDUCER, 3" X 1 1/2" - PLASTIC - BLACK                                    |
| 070916-01-000   | EA  | VALVE-DUAL DUMP, W/CAP - 3" X 1 1/2" - PLASTIC - BLACK                                   |
| 070916-01-700   | EA  | VALVE ONLY, 3"   |
| 070916-01-701   | EA  | VALVE ONLY, 1 1/2"   |
| 079968-01-000   | EA  | VENT-MECHANICAL TRAP ARM, ANTI-SIPHON - 2" DIA. X 7.3"                                   |
| 011091-02-000   | EA  | PIPE-DRAIN, DOUBLE SINK - BAFFLE TEE - 1 1/2" ONE PIPE W/TEE TO DRAIN BOTH SIDES OF SINK |
| 062416-01-000   | EA  | ADAPTER-SEWER HOSE TO 3" PIPE  |
| 010201-01-000   | EA  | HOSE-SEWER, 3" ID X 8'   |
| 056134-02-000   | EA  | HOLDER-RING, 1.5" ID PIPE SIZE - STEEL   |
| 083558-01-000   | EA  | VENT-PLUMBING PIPE ROOF, W/COVER - BEIGE   |
| 078408-01-000   | EA  | COUPLER-RUBBER, W/CLAMPS - 3" X 3"   |
| 010121-01-000   | EA  | BUSHING-REDUCER, 1 1/2"SMOOTH 1 1/4"HUB - PLASTIC - BLACK                                |
| 010122-01-000   | EA  | BUSHING-REDUCER, 1 1/2"SMOOTH X 1 1/4"THREAD - BLACK PLASTIC                             |
| 010071-01-000   | EA  | TEE-SANITARY, 1 1/2" HUB X HUB X HUB - PLASTIC - BLACK                                   |
| 088640-06-000   | FT  | SEALER-RIBBON, 5/16" DIAMETER - INCREMENTS OF 25'  |
| 010497-05-000   | EA  | CLAMP-CLOSED, 1/2" ID  |

WATER & SEWAGE GROUP ( CONTINUED )

CANADIAN EXPORT (OPT 265)

| KEY PART NUMBER | U/M | DESCRIPTION   |
|-----------------|-----|---|
| 004020-01-000   | QT  | ADHESIVE-ABS CEMENT   |
| 010006-01-000   | EA  | ELBOW-45 DEG, 1/8" BEND - 1 1/2" HUB X HUB - BLACK PLASTIC  |
| 010072-01-000   | EA  | TEE-SANITARY, 1 1/2" H X 1 1/4" H X 1 1/2" H- PLASTIC       |
| 010079-01-000   | EA  | TEE-SANITARY, 1 1/2"H X 1 1/2"H X 1 1/4"H - PLASTIC - BLACK |
| 011086-02-000   | EA  | P TRAP-1 1/4" HUB X SLIP JOINT, W/UNION - ABS - CSA         |
| 033761-01-000   | EA  | ELBOW-TURN, .25"BEND X 1.5"HUB X 1.5"SPIGOT - BLACK PLASTIC |
| 034250-01-000   | EA  | ELBOW-90 DEGREE, LONG TURN - 11/2" HUB X HUB- ABS           |
| 053335-01-000   | EA  | P TRAP-11/4" HUB X HUB, W/UNION - CANADIAN                  |
| 062415-01-000   | EA  | CAP-SEWER, 3" DIAMETER                                      |
| 062415-01-700   | EA  | STRING, SEWER CAP   |
| 062421-01-000   | EA  | VALVE-11/2", W/HANDLE- ABS -BLACK                           |
| 062422-01-000   | EA  | ADAPTER-OFFSET REDUCER, 3" X 1 1/2" - PLASTIC - BLACK       |
| 070916-01-000   | EA  | VALVE-DUAL DUMP, W/CAP - 3" X 1 1/2" - PLASTIC - BLACK      |
| 070916-01-700   | EA  | VALVE ONLY, 3"  |
| 070916-01-701   | EA  | VALVE ONLY, 1 1/2"  |
| 079968-01-000   | EA  | VENT-MECH. TRAP ARM, ANTI-SIPHON - 2" DIA. X 7.3" - PLASTIC |
| 006040-02-000   | EA  | TAG-GAS REFUEL WARNING, CANADIAN                            |
| 008026-01-000   | FT  | WIRE-12/2, ROMEX - W/GROUND                                 |
| 010147-02-000   | EA  | FLANGE-CLOSET 4" X 3" FPT - CANADIAN                        |
| 011048-05-000   | EA  | SHOWER HEAD-W/60" HOSE, W/O VACUUM BREAKER - CANADIAN       |
| 045703-02-000   | EA  | HOSE-LP, 3/8"ID X 24" - 3/8"MPT X 1/2"F SWIVEL - CANADA     |
| 045729-02-000   | EA  | PUMP-WATER, 2.8 GPM - SHUR FLO - CANADIAN                   |
| 045729-01-701   | EA  | BASEPLATE-KIT, SHURFLOW# 94-052                             |
| 045729-01-702   | EA  | DIAPHRAGM-KIT, SHURFLOW# 94-213-00                          |
| 045729-01-703   | EA  | VALVE ASM-KIT, SHURFLOW# 94-110                             |
| 045729-01-704   | EA  | UPPER HOUSING-SHURFLOW# 94-025-00                           |
| 045729-01-705   | EA  | SWITCH CAP KIT W/SWITCH-SHURFLOW# 94-255-01                 |
| 045729-01-706   | EA  | PUMPHEAD-SHURFLOW# 94-058-11                                |
| 010071-01-000   | EA  | TEE-SANITARY, 1 1/2" HUB X HUB X HUB - PLASTIC - BLACK      |
| 010121-01-000   | EA  | BUSHING-REDUCER, 1 1/2"SMOOTH 1 1/4"HUB - PLASTIC - BLACK   |
| 033302-02-000   | EA  | ADAPTER ASM-STRAINER, 11/2" - ABS - CANADIAN                |
| 037101-02-000   | EA  | ELBOW-PLASTIC, 1/4" BEND VENT 11/2"HUB - CANADIAN           |
| 098607-02-000   | EA  | PUMP-WATER, 2.8 GPM - W/1/2" MPT FITTINGS - CANADIAN        |
| 098607-01-700   | EA  | PUMPHEAD-REPLACEMENT, SHURFLOW# 94-236-08                   |
| 098607-01-701   | EA  | DRIVE ASM, SHURFLOW# 94-234-03                              |
| 098607-01-702   | EA  | DIAPHRAGM-KIT, SHURFLOW# 94-233-10                          |
| 098607-01-703   | EA  | VALVE ASM, SHURFLOW# 94-232-00                              |
| 098607-01-704   | EA  | HOUSING-UPPER, SHURFLOW# 94-231-01                          |
| 098607-01-705   | EA  | CHECK VALVE-KIT, SHURFLOW# 94-237-00                        |
| 098607-01-706   | EA  | SWITCH ASM-COMplete, SHURFLOW# 94-230-00                    |
| 098607-01-707   | EA  | MOTOR/BASEPLATE REPLACEMENT, SHURFLOW# 94-234-03            |

REAR AUXILIARY HEATER & WATER HEATER W/MOTOR AID (OPT 611)

| KEY PART NUMBER | U/M | DESCRIPTION   |
|-----------------|-----|---|
| 051391-01-000   | EA  | HEATER-WATER, ATWOOD G6A-3                                      |
| 051391-01-700   | EA  | HINGE KIT-W/CLIP, ATWOOD # 92568 & 92559                        |
| 051391-01-704   | EA  | VALVE-RELIEF, 1/2" FITTING - ATWOOD# 91604                      |
| 051391-01-705   | EA  | FASTENER-CAMLOC, ATWOOD# 92609                                  |
| 051391-01-706   | EA  | GRILLE-EXHAUST, ATWOOD# 92787 - 3E ONLY                         |
| 051391-04-703   | EA  | BURNER-MAIN, ATWOOD# 91638 - 4E AND 6E                          |
| 051391-01-710   | EA  | ORIFICE-MAIN BURNER, ATWOOD# 92742                              |
| 051391-04-701   | EA  | THERMOSTAT 12 VDC-120 F-RESET, ATWOOD# 91470 - FRONT MOUNT ONLY |
| 051391-01-715   | EA  | DRAIN PLUG, ATWOOD# 91561                                       |
| 051391-04-704   | EA  | TANK-INNER (FRT-MT), GH6-4E&6E - ATWOOD# 91642                  |
| 051391-04-707   | EA  | KIT-GRILLE, FLUE, & GASKET - ATWOOD# 90960                      |
| 051393-01-700   | EA  | TANK-INNER, 3E FRONT MOUNT - ATWOOD# 91023                      |
| 051393-01-701   | EA  | SWITCH PACKAGE-ATWOOD# 91959                                    |
| 051393-01-702   | EA  | SWITCH-ENERGY CUT-OFF, ATWOOD# 91951                            |
| 051393-01-703   | EA  | THERMOSTAT-REAR MOUNT, ATWOOD# 91952                            |
| 051393-01-704   | EA  | CIRCUIT BOARD-W/BLACK BOX, ATWOOD# 91420                        |
| 051393-01-705   | EA  | ORIFICE HOLDER-ATWOOD# 91925                                    |
| 051393-01-716   | EA  | SPARK & PROBE ASM, ATWOOD# 91606                                |
| 051391-01-708   | EA  | BURNER-MAIN, 3E ONLY - ATWOOD# 92615                            |
| 051393-01-718   | EA  | VALVE-DUAL SOLENOID, ATWOOD# 91605                              |
| 051393-01-713   | EA  | BRACKET-CORNER, PACKAGE OF 4 - ATWOOD# 91838                    |
| 051393-01-714   | EA  | TANK-INNER (GH6-3E), REAR MOUNT - ATWOOD# 91408                 |
| 051393-01-720   | EA  | KNOB-TEMPERATURE, ATWOOD# 92310                                 |
| 051393-01-721   | EA  | ECO&THERMOSTAT ASM-FRONT MOUNT, 140 DEGREE - ATWOOD# 91447      |

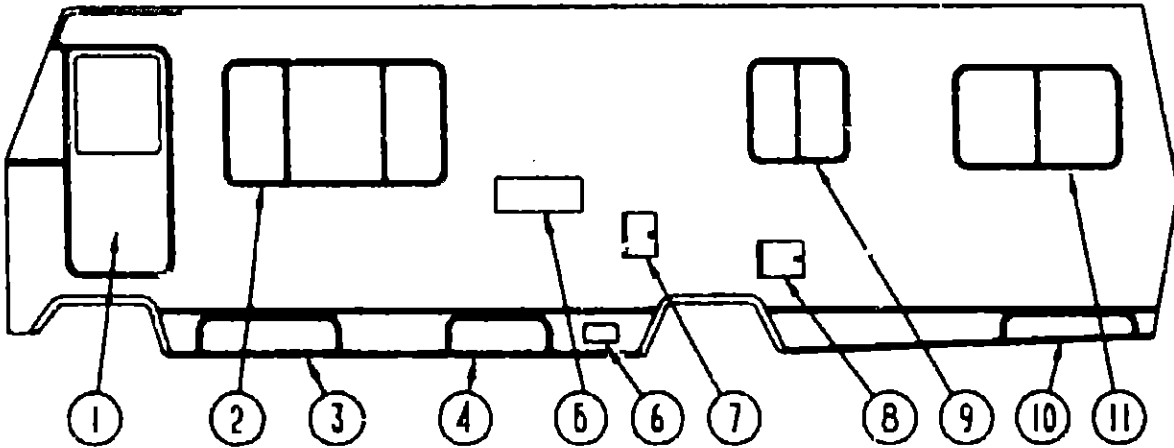
TABLE OF CONTENTS

|              |             |
|--------------|-------------|
| INTRODUCTION | A-01 - A-04 |
| WCF22EC      | A-05 - D-14 |
| WCF27EU      | D-15 - H-14 |

1990 WCF27EU INDEX

|                      |             |
|----------------------|-------------|
| FLOOR PLAN           | D15 - D-16  |
| ACCESSORIES          | D-17 - D-20 |
| BATH                 | D-21 - D-24 |
| BEDROOM              | E-01 - E-02 |
| CHASSIS              | E-03 - E-06 |
| C C & PAD            | E-07 - E-14 |
| DINETTE              | E-15 - E-18 |
| DRIVERS              | E-17 - E-20 |
| ELECTRICAL           | E-21 - F-02 |
| EXTERIOR BODY        | F-03 - F-08 |
| GALLEY               | F-10 - F-16 |
| HEATING & A/C        | F-17 - F-23 |
| INTERIOR FINISH      | F-24 - G-01 |
| LABEL                | G-02        |
| LP                   | G-03        |
| LOUNGE               | G-04 - G-06 |
| SEALANTS & FASTENERS | G-07 - G-08 |
| WATER & SEWAGE       | G-09 - G-12 |
| WINDOW, VENT AND     |             |
| EXTERIOR DOOR        | G-13 - H-14 |

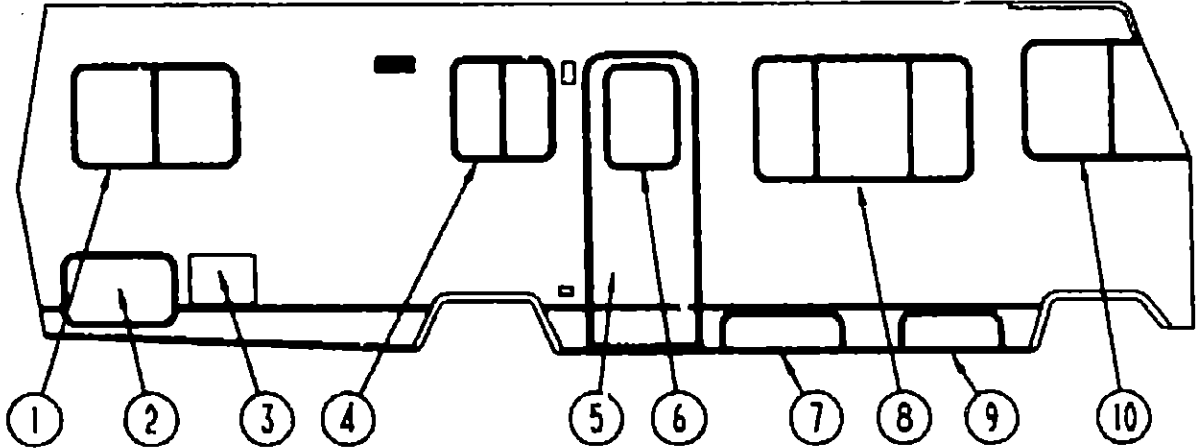
WINDOW, VENT & EXTERIOR DOOR GROUP



DRIVER SIDE WINDOWS & DOORS

| KEY PART NUMBER  | U/M | DESCRIPTION  |
|------------------|-----|--|
| 1 M82202-02-AA8  | EA  | DRIVERS DOOR ASM. - W/CRANK UP WINDOW - W/O JAMB<br>FROM: 00-00-00 THRU: 02-14-90                    |
| 1 M82202-04-AA8  | EA  | DRIVERS DOOR ASM. - W/CRANK UP WINDOW - W/O JAMB<br>FROM: 02-15-90 THRU: 99-99-99                    |
| 2 078266-04-X11  | EA  | WINDOW ASM. - SLIDER - W/O INSIDE FRAME - 31.1" X 60.5"<br>FROM: 00-00-00 THRU: 10-01-89             |
| 2 098647-02-700  | EA  | WINDOW ASM. - SLIDER - W/O INSIDE FRAME - EXCEL - 30.5" X 57.5"<br>FROM: 10-02-89 THRU: 99-99-99     |
| 3 086591-10-000  | EA  | COMPARTMENT ASM-STORAGE  |
| 086640-02-000    | FT  | SEALER-RIBBON, 1/2" X 1/8" - INCREMENTS OF 30'   |
| 056748-01-000    | EA  | PLUG-CAP, 1.5" DIAMETER - BLACK  |
| 004363-01-000    | FT  | TAPE-ADHESIVE FOAM, 1 SIDE - 3/16" X 1/2" - GRAY   |
| 3 086531-04-X11  | EA  | DOOR-STORAGE, 33.75" WIDE X 9" HIGH  |
| 4 078137-04-000  | EA  | TRAY-GENERATOR COMPARTMENT   |
| 4 086553-02-X11  | EA  | DOOR-GENERATOR LOWER DRIVER SIDE 30.2" WIDE X 9.33" HIGH   |
| 5 084104-01-000  | EA  | JAMB-DOOR, VENTED REFRIGERATOR - BEIGE   |
| 5 084103-01-000  | EA  | DOOR-REFRIGERATOR, VENTED W/O JAMB - BEIGE   |
| 6 088794-02-000  | EA  | DOOR-POWER CORD, WHATCH - BEIGE  |
| 091876-01-000    | EA  | RETAINER-DOOR, 1.97" X .78" - METAL  |
| 086580-04-000    | EA  | BOX-POWER CORD, PLASTIC  |
| 7 081240-01-000  | EA  | DOOR-WATER FILL, LOCKABLE W/FILL - BEIGE   |
| 8 078010-04-000  | EA  | DOOR-FUEL FILL W/JAMB - BEIGE  |
| 077983-01-000    | EA  | GASKET-FUEL FILL DOOR  |
| 072447-01-000    | EA  | SHROUD-FUEL FILL, NECK SURROUND - PLASTIC  |
| 9 078266-04-T03  | EA  | WINDOW ASM. - SINGLE SLIDER - W/O INSIDE FRAME - 22.3" X 28.8"<br>FROM: 00-00-00 THRU: 10-01-89      |
| 9 098644-01-715  | EA  | WINDOW ASM. - SINGLE SLIDER - W/O INSIDE FRAME - EXCEL - 2.2" X 15"<br>FROM: 10-02-89 THRU: 99-99-99 |
| 10 081348-04-000 | EA  | COMPARTMENT ASM-STORAGE  |
| 056748-01-000    | EA  | PLUG-CAP, 1.5" DIAMETER - BLACK  |
| 079388-01-000    | FT  | SEAL-ACCESS DOOR   |
| 086640-03-000    | FT  | SEALER-RIBBON, 3/4" X 1/8" - INCREMENTS OF 60'   |
| 10 086552-10-X11 | EA  | DOOR-LOWER, STORAGE 29.7" WIDE X 9" HIGH BACK COMPARTMENT  |
| 11 078266-24-000 | EA  | WINDOW ASM. - SINGLE SLIDER - W/O INSIDE FRAME<br>FROM: 00-00-00 THRU: 10-01-89                      |
| 11 092235-07-Y12 | EA  | WINDOW ASM. - TIPOUT - W/O INSIDE FRAME - 24.3" X 40.3"<br>FROM: 10-02-89 THRU: 99-99-99             |

WINDOW, VENT & EXTERIOR DOOR GROUP (CONTINUED)



PASSENGER SIDE WINDOWS & DOORS

| KEY PART NUMBER  | U/M | DESCRIPTION  |
|------------------|-----|--|
| 1 078266-24-000  | EA  | WINDOW ASM. - SINGLE SLIDER - W/O INSIDE FRAME<br>FROM: 00-00-00 THRU: 10-01-89                    |
| 1 092235-07-Y12  | EA  | WINDOW ASM. - TIPOUT - W/O INSIDE FRAME - 24.3" X 40.3"<br>FROM: 10-02-89 THRU: 99-99-99           |
|                  |     | MUST ORDER ENTIRE ASM. TO REPLACE GLASS  |
| 2 081252-14-000  | EA  | COMPARTMENT ASM.- STORAGE  |
| 2 079578-06-X11  | EA  | DOOR- STORAGE COMPARTMENT, W/JAMB & LATCHES - 16.9" X 27.55" REAR                                  |
| 3 052009-02-000  | EA  | DOOR- WATER HEATER, BEIGE  |
| 4 078266-02-T03  | EA  | WINDOW ASM. - SINGLE SLIDER - W/O INSIDE FRAME - 19.3" X 24.8"<br>FROM: 00-00-00 THRU: 10-01-89    |
| 4 098647-06-705  | EA  | WINDOW ASM. - SINGLE SLIDER - W/O INSIDE FRAME - EXCEL<br>FROM: 10-02-89 THRU: 99-99-99            |
| 5 M01870-24-AAB  | EA  | ENTRANCE DOOR ASM. - W/SCREEN DOOR & JAMB - W/O DECALS - AA8, AA9<br>FROM: 00-00-00 THRU: 10-01-89 |
| 5 M01870-34-A98  | EA  | ENTRANCE DOOR ASM. - W/SCREEN DOOR & JAMB - W/O DECALS - AA8, AA9<br>FROM: 10-02-89 THRU: 99-99-99 |
| 6 079733-07-AA8  | EA  | WINDOW ASM. - ENTRANCE DOOR - FROSTED GLASS - 17" X 25"  |
| 7 086517-05-X11  | EA  | DOOR-COMPARTMENT PASS/LOWER, LP & LATCH, 9" X 24.45" - BEIGE                                       |
| 8 078271-03-X11  | EA  | WINDOW ASM. - CENTER SLIDER - W/O INSIDE FRAME - 31" X 54"<br>FROM: 00-00-00 THRU: 10-01-89        |
| 8 098647-03-706  | EA  | WINDOW ASM. - SLIDER - W/O INSIDE FRAME<br>FROM: 10-02-89 THRU: 99-99-99                           |
| 9 086591-09-000  | EA  | COMPARTMENT ASM-STORAGE  |
| 9 086517-08-X11  | EA  | DOOR-LOWER, PASSENGER FRONT STORAGE W/LATCH 25" X 11.6"  |
| 10 082057-01-U04 | EA  | WINDOW ASM. - PASSANGERS SLANT SLIDER - W/O INSIDE FRAME   |

BACKWALL ESCAPE WINDOW

| KEY PART NUMBER | U/M | DESCRIPTION                      |
|-----------------|-----|----------------------------------|
| 0785360-01-T03  | EA  | WINDOW ASM. - ESCAPE - 23" X 68" |

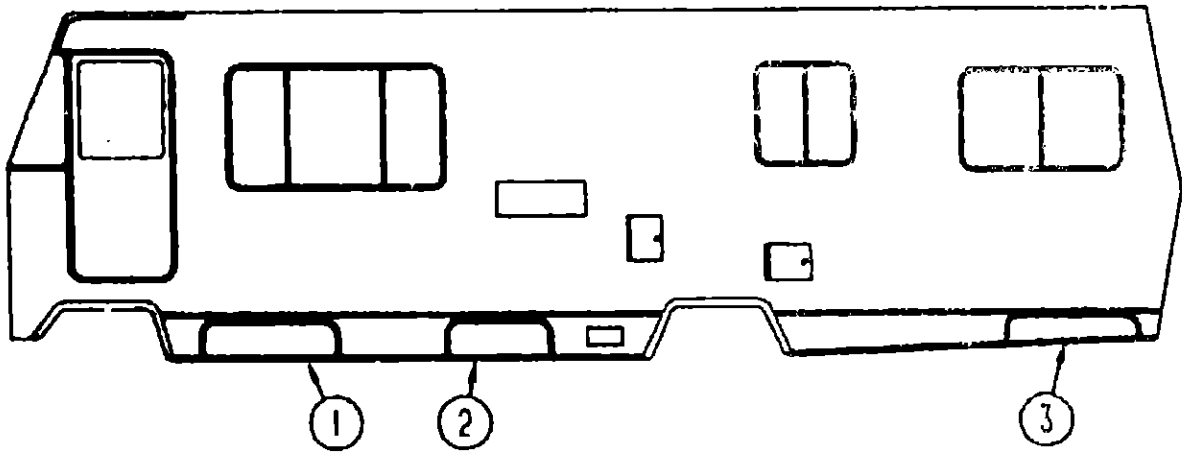
TABLE OF CONTENTS

|              |             |
|--------------|-------------|
| INTRODUCTION | A-01 - A-04 |
| WCF22EC      | A-05 - D-14 |
| WCF27EU      | D-15 - H-14 |

1990 WCF27EU INDEX

|                                |             |
|--------------------------------|-------------|
| FLOOR PLAN                     | D15 - D-16  |
| ACCESSORIES                    | D-17 - D-20 |
| BATH                           | D-21 - D-24 |
| BEDROOM                        | E-01 - E-02 |
| CHASSIS                        | E-03 - E-06 |
| C C & PAD                      | E-07 - E-14 |
| DINETTE                        | E-15 - E-16 |
| DRIVERS                        | E-17 - E-20 |
| ELECTRICAL                     | E-21 - F-02 |
| EXTERIOR BODY                  | F-03 - F-09 |
| GALLEY                         | F-10 - F-16 |
| HEATING & A/C                  | F-17 - F-23 |
| INTERIOR FINISH                | F-24 - G-01 |
| LABEL                          | G-02        |
| LP                             | G-03        |
| LOUNGE                         | G-04 - G-06 |
| SEALANTS & FASTENERS           | G-07 - G-08 |
| WATER & SEWAGE                 | G-09 - G-12 |
| WINDOW, VENT AND EXTERIOR DOOR | G-13 - H-14 |

WINDOW, VENT & EXTERIOR DOOR GROUP (CONTINUED)



DRIVERS SIDE - FRONT COMPARTMENT

| KEY PART NUMBER | U/M | DESCRIPTION   |
|-----------------|-----|---|
| 1 086591-10-000 | EA  | COMPARTMENT ASM-STORAGE                                     |
| 086840-02-000   | FT  | SEALER-RIBBON, 1/2" X 1/8" - INCREMENTS OF 30'              |
| 056748-01-000   | EA  | PLUG-CAP, 1.5" DIAMETER - BLACK                             |
| 004363-01-000   | FT  | TAPE-ADHESIVE FOAM, 1 SIDE - 3/16" X 1/2" - GRAY            |
| 1 086531-04-X11 | EA  | DOOR-STORAGE, 33.75" WIDE X 9" HIGH                         |
| M03044-02-Y15   | EA  | PANEL - REPAIR, FIBERGLASS - TO STYROFOAM - 4 X 8' BEIGE    |
| 002748-01-000   | EA  | CORNER KEY-DOOR   |
| 053766-06-000   | EA  | BEDDING COMPOUND-TUBE, CLEAR                                |
| 075673-01-000   | FT  | SEAL-PILE, ADHESIVE BACK                                    |
| 100128-01-000   | FT  | SEAL-DOOR   |
| 076322-03-000   | FT  | TAPE-FOAM, DOUBLE COATED - .045" X .5"                      |
| 081067-02-000   | EA  | SEAL-LOCK, FLAT W/SLIT - BLACK                              |
| 076767-05-000   | EA  | CABLE-STORAGE DOOR SUPPORT, 1/16" X 15.5" - STAINLESS STEEL |
| 086551-55-003   | EA  | TRIM-LOWER DOOR, ROCKER PANEL - 16" - BEIGE                 |
| 085730-01-000   | EA  | PADDLE LATCH-COMPARTMENT DOOR, W/KEY LOCK - PLASTIC - BEIGE |
| 082684-01-700   | EA  | KEY-COMPARTMENT DOOR LOCK, SINGLE                           |
| 086809-01-000   | EA  | STRIKER-PADDLE LATCH, COMPARTMENT DOOR - BEIGE              |
| 086810-02-000   | EA  | BRACKET-LOCK, 1.1" X 3.19" X 2.72" - PRIMED                 |

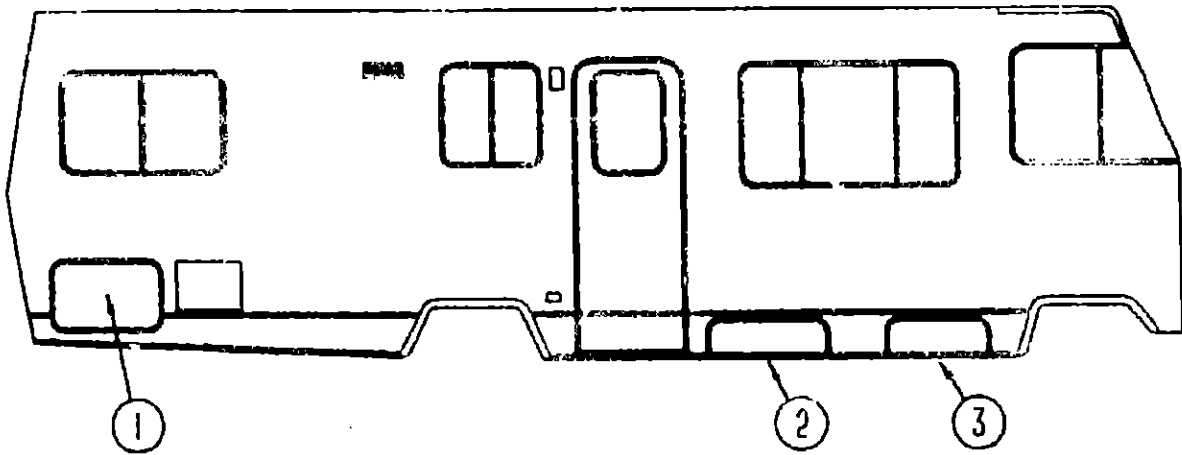
DRIVERS SIDE - CENTER COMPARTMENT

| KEY PART NUMBER | U/M | DESCRIPTION   |
|-----------------|-----|---|
| 2 076137-04-000 | EA  | TRAY-GENERATOR COMPARTMENT                                  |
| 2 086553-02-X11 | EA  | DOOR-GENERATOR LOWER DRIVER SIDE 30.2" WIDE X 9.33" HIGH    |
| 076322-02-000   | FT  | TAPE-FOAM, DOUBLE COATED - .045" X 1" - INC. OF 108 FT      |
| 001018-01-024   | EA  | ALUMINUM-FLAT, .024" X 48" X 96" - BEIGE                    |
| 076767-05-000   | EA  | CABLE-STORAGE DOOR SUPPORT, 1/15" X 15.5" - STAINLESS STEEL |

DRIVERS SIDE - REAR COMPARTMENT

| KEY PART NUMBER | U/M | DESCRIPTION   |
|-----------------|-----|---|
| 3 081348-04-000 | EA  | COMPARTMENT ASM-STORAGE                                   |
| 056748-01-000   | EA  | PLUG-CAP, 1.5" DIAMETER - BLACK                           |
| 079366-01-000   | FT  | SEAL-ACCESS DOOR  |
| 086840-03-000   | FT  | SEALER-RIBBON, 3/4" X 1/8" - INCREMENTS OF 60'            |
| 3 086553-10-X11 | EA  | DOOR-LOWER, STORAGE 29.7" WIDE X 9" HIGH BACK COMPARTMENT |
| 064075-05-700   | EA  | SEAL DOOR, BULB 152"                                      |
| 081801-01-000   | EA  | HINGE-DOOR, PIANO - 2" X 96" - BEIGE                      |
| M03044-02-Y15   | EA  | PANEL - REPAIR, FIBERGLASS - TO STYROFOAM - 4 X 8' BEIGE  |
| 084491-51-001   | EA  | EXTR-ROCKER PNL, DOOR 192"                                |
| 079366-03-000   | EA  | LOCK-DOOR, KEY TYPE W/O KEYS 2.10 OFF SET                 |
| 082684-01-700   | EA  | KEY-COMPARTMENT DOOR LOCK, SINGLE                         |

WINDOW, VENT & EXTERIOR DOOR GROUP (CONTINUED)



PASSANGERS SIDE - REAR COMPARTMENT

| KEY PART NUMBER | U/M | DESCRIPTION   |
|-----------------|-----|---|
| 1 079578-06-X11 | EA  | DOOR- STORAGE COMPARTMENT, W/JAMB & LATCHES - 16.9" X 27.55" REAR PASSENGER |
| 079366-01-000   | EA  | LOCK - DOOR, KEY TYPE W/O KEYS - 1.9 OFF SET                                |
| 082684-01-700   | EA  | KEY - COMPARTMENT DOOR LOCK, BH024  |
| 077517-22-000   | EA  | SKIN-DOOR, FLAT FIBERGLASS, 48" X 96" - BEIGE                               |
| 000870-05-000   | SF  | STYROFOAM- DOOR .5" X 24" X 96"   |
| 064075-05-700   | EA  | SEAL DOOR, BULB 152"  |
| 081801-01-000   | EA  | HINGE- DOOR, PIANO - 2" X 96" BEIGE   |

PASSANGERS SIDE - CENTER COMPARTMENT

| KEY PART NUMBER | U/M | DESCRIPTION   |
|-----------------|-----|---|
| 2 086517-05-X11 | EA  | DOOR-COMPARTMENT PASS/LOWER, LP & LATCH, 9" X 24.45" - BEIGE  |
| M03044-02-Y15   | EA  | PANEL - REPAIR, FIBERGLASS - TO STYROFOAM - 4 X 8' BEIGE      |
| M03044-02-Y15   | EA  | PANEL - REPAIR, FIBERGLASS - TO STYROFOAM - 4 X 8' BEIGE      |
| 002748-01-000   | EA  | CORNER KEY-DOOR   |
| 053766-06-000   | EA  | BEDDING COMPOUND-TUBE, CLEAR                                  |
| 081067-02-000   | EA  | SEAL-LOCK, FLAT W/SLIT - BLACK                                |
| 086551-55-003   | EA  | TRIM-LOWER DOOR, ROCKER PANEL - 16" - BEIGE                   |
| 076767-05-000   | EA  | CABLE-STORAGE DOOR SUPPORT, 1/16" X 15.5" - STAINLESS STEEL   |
| 085730-04-000   | EA  | PADDLE LATCH-COMPARTMENT DOOR, W/O KEY LOCK - PLASTIC - BEIGE |
| 086809-01-000   | EA  | STRIKER-PADDLE LATCH, COMPARTMENT DOOR - BEIGE                |
| 086810-02-000   | EA  | BRACKET-LOCK, 1.1" X 3.19" X 2.72" - PRIMED                   |

PASSANGERS SIDE - FRONT COMPARTMENT

| KEY PART NUMBER | U/M | DESCRIPTION   |
|-----------------|-----|---|
| 3 086591-09-000 | EA  | COMPARTMENT ASM-STORAGE                                     |
| 069640-02-000   | FT  | SEALER-RIBBON, 1/2" X 1/8" - INCREMENTS OF 30'              |
| 056748-01-000   | EA  | PLUG-CAP, 1.5" DIAMETER - BLACK                             |
| 004363-01-000   | FT  | TAPE-ADHESIVE FOAM, 1 SIDE - 3/16" X 1/2" - GRAY            |
| 3 086517-06-X11 | EA  | DOOR-LOWER, PASSENGER FRONT STORAGE W/LATCH 25" X 11.6"     |
| M03044-02-Y15   | EA  | PANEL - REPAIR, FIBERGLASS - TO STYROFOAM - 4 X 8' BEIGE    |
| 100128-01-000   | FT  | SEAL-DOOR   |
| 002748-01-000   | EA  | CORNER KEY-DOOR   |
| 053766-06-000   | EA  | BEDDING COMPOUND-TUBE, CLEAR                                |
| 075673-01-000   | FT  | SEAL-PILE, ADHESIVE BACK                                    |
| 076322-03-000   | FT  | TAPE-FOAM, DOUBLE COATED - .045" X .5"                      |
| 076767-05-000   | EA  | CABLE-STORAGE DOOR SUPPORT, 1/16" X 15.5" - STAINLESS STEEL |
| 081067-02-000   | EA  | SEAL-LOCK, FLAT W/SLIT - BLACK                              |
| 086551-55-003   | EA  | TRIM-LOWER DOOR, ROCKER PANEL - 16" - BEIGE                 |
| 085730-01-000   | EA  | PADDLE LATCH-COMPARTMENT DOOR, W/KEY LOCK - PLASTIC - BEIGE |
| 082684-01-700   | EA  | KEY-COMPARTMENT DOOR LOCK, BH024                            |
| 086809-01-000   | EA  | STRIKER-PADDLE LATCH, COMPARTMENT DOOR - BEIGE              |
| 086810-02-000   | EA  | BRACKET-LOCK, 1.1" X 3.19" X 2.72" - PRIMED                 |

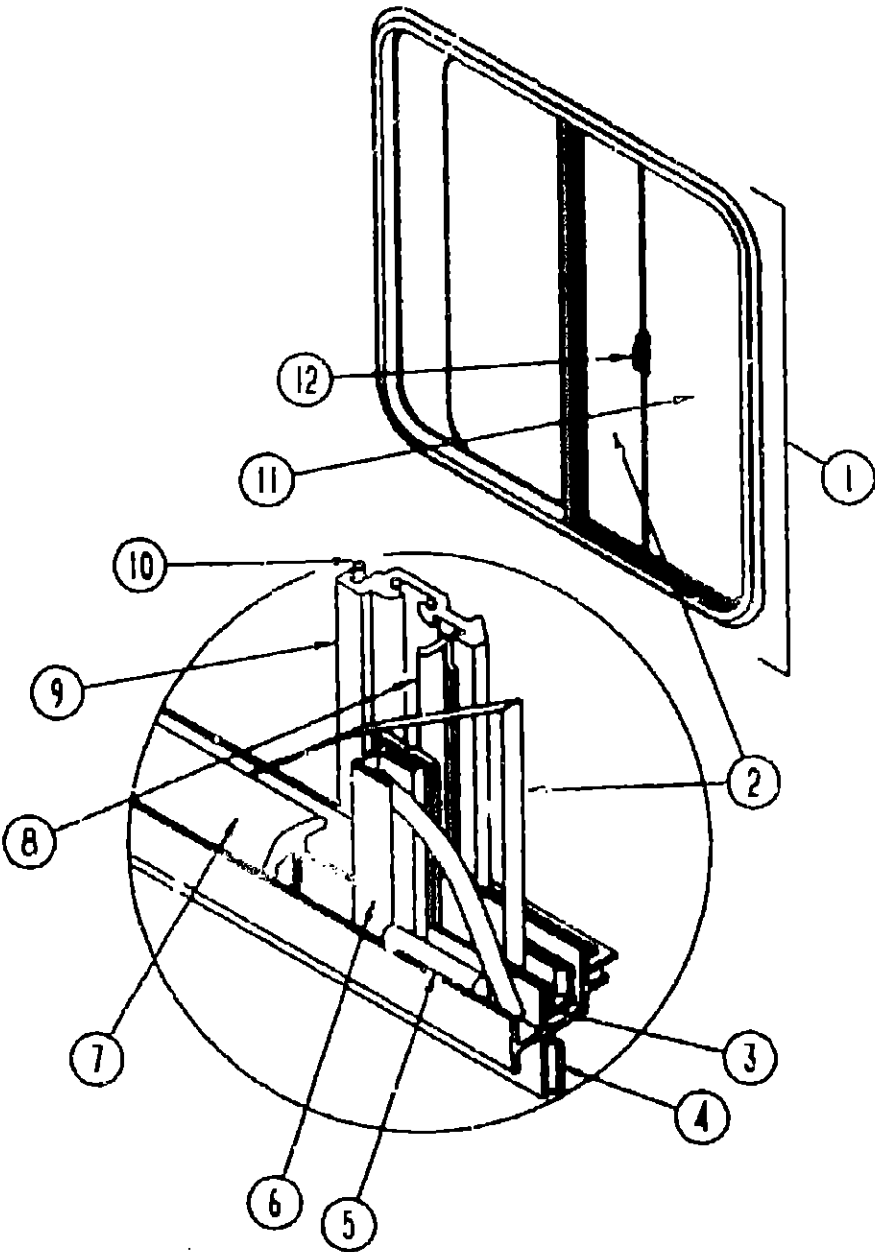
TABLE OF CONTENTS

|              |             |
|--------------|-------------|
| INTRODUCTION | A-01 - A-04 |
| WCF22EC      | A-05 - D-14 |
| WCF27EU      | D-15 - H-14 |

1990 WCF27EU INDEX

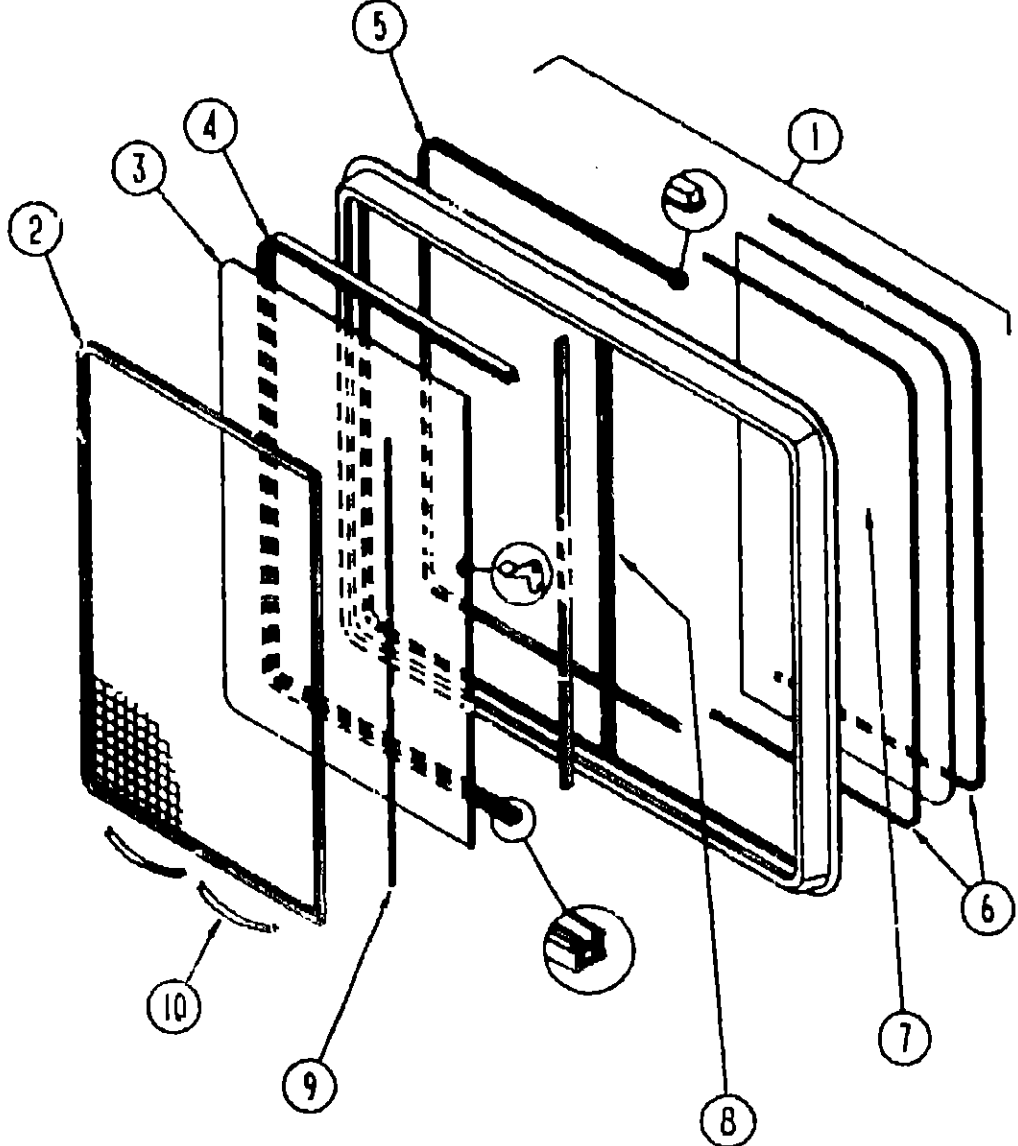
|                                |             |
|--------------------------------|-------------|
| FLOOR PLAN                     | D15 - D-16  |
| ACCESSORIES                    | D-17 - D-20 |
| BATH                           | D-21 - D-24 |
| BEDROOM                        | E-01 - E-02 |
| CHASSIS                        | E-03 - E-06 |
| C & PAD                        | E-07 - E-14 |
| DINETTE                        | E-15 - E-16 |
| DRIVERS                        | E-17 - E-20 |
| ELECTRICAL                     | E-21 - F-02 |
| EXTERIOR BODY                  | F-03 - F-09 |
| GALLEY                         | F-10 - F-16 |
| HEATING & A/C                  | F-17 - F-23 |
| INTERIOR FINISH                | F-24 - G-01 |
| LABEL                          | G-02        |
| LP                             | G-03        |
| LOUNGE                         | G-04 - G-06 |
| SEALANTS & FASTENERS           | G-07 - G-08 |
| WATER & SEWAGE                 | G-09 - G-12 |
| WINDOW, VENT AND EXTERIOR DOOR | G-13 - H-14 |





SINGLE SLIDER WINDOW  
FROM: 00-00-00 THRU: 10-01-00

| KEY PART NUMBER  | U/M | DESCRIPTION   |
|------------------|-----|---|
| 1 078266-04-T03  | EA  | WINDOW-SINGLE SLIDING, W/O INSIDE FRAME - 22.3" X 28.8" |
| 083122-05-000    | EA  | FRAME-INSIDE WINDOW, BEIGE                              |
| 2 081980-02-000  | EA  | GLASS-SLIDING, 22" X 13.7"                              |
| 3 002324-02-000  | FT  | CHANNEL-WEATHERSTRIP, GLASS RUN - U-SHAPED              |
| 002328-01-000    | EA  | BLOCK-WINDOW, 1/8" X 3/16" X 1"                         |
| 023320-01-000    | EA  | PAD-FELT, 3/8" DIAMETER - BROWN                         |
| 000G39-08-18T    | EA  | SCREW-SF/DR, 6-20 X 1 PPH - BLACK                       |
| 4 088840-08-000  | FT  | RIBBON SEALER, 5/16" BEAD X 15'                         |
| 5 002309-02-000  | FT  | SPLINE-GLASS, 1/8" DIAMETER - BLACK                     |
| 8 M18025-03-000  | EA  | HOLDER-GLASS, EXTERIOR                                  |
| 080886-03-001    | EA  | HOLDER-GLASS, EXTERIOR W/O SEAL - 192" - BLACK          |
| 8 073740-01-000  | FT  | SEAL-FIN, .46" PILE HEIGHT - GRAY                       |
| 7 024098-02-000  | FT  | SEAL-EXTERIOR GLASS TO FRAME, BLACK                     |
| 9 078562-03-000  | EA  | INSIDE MULLION, SLIDER WINDOW- BLACK                    |
| 10 002298-02-000 | FT  | SPLINE-VENT/WINDOW SCREEN, .128" DIAMETER - BLACK       |
| 002292-02-000    | SF  | SCREENING-WINDOW, 20" WIDE - CHARCOAL                   |
| 11 081984-01-000 | EA  | GLASS-STATIONARY, 22" X 18.5"                           |
| 12 047389-01-700 | EA  | LATCH KIT-WINDOW, W/SCREWS - PLASTIC - BLACK            |



EXCEL SLIDER WINDOW  
FROM: 10-02-00 THRU: 99-09-00

| KEY PART NUMBER  | U/M | DESCRIPTION   |
|------------------|-----|---|
| 1 098644-01-715  | EA  | WINDOW - W/O INSIDE FRAME, 22" X 15" - EXCEL B155-G2                  |
| 098644-01-714    | EA  | FRAME-INSIDE, EXCEL B963-67   |
| 2 098644-01-712  | EA  | SCREEN W/WEATHERSTRIP & FRAME SPRING(CLIP) - EXCEL 410-016476         |
| 3 098644-01-709  | EA  | SASH W/LATCH & SLIDING GLASS, EXCEL B963-G9                           |
| 098644-01-700    | EA  | LATCH REPAIR KIT, EXCEL B801-CK                                       |
| 4 098644-01-708  | FT  | CHANNEL-PIERCED RUN, EXCEL 122-016543                                 |
| 5 098644-01-706  | FT  | WEATHERSTRIP, EXCEL 171-010868  |
| 6 098644-01-705  | FT  | GLAZING STRIP, EXCEL M926-12  |
| 7 098644-01-704  | EA  | GLASS-STATIONARY, 10.03" X 13.77" - EXCEL 106-011866                  |
| 8 098644-01-707  | EA  | RAIL-LOCKING W/WEATHERSTRIP, EXCEL B370-17                            |
| 9 098644-01-711  | FT  | WEATHERSTRIP-SCREEN, BLACK - EXCEL 171-016965                         |
| 10 098644-01-713 | EA  | SPRING-SCREEN FRAME (CLIP), PLASTIC - BLACK - EXCEL 226-016966        |
| 098644-01-701    | EA  | SPLICE PLATE-WINDOW, EXCEL M801-23                                    |
| 098644-01-702    | EA  | SCREW-SPLICE, #6-32 X 1/4 PAN HEAD - EXCEL 270-010872                 |
| 098644-01-703    | EA  | SCREW-LOCKING RAIL, #6 X 1.5 PRO HEAD RECESS BLACK - EXCEL 272-010808 |
| 098644-01-710    | FT  | TRACK-SCREEN SPACER, 12" LENGTH - EXCEL M401-31                       |
| 098544-01-716    | FT  | PLUG-FILLER, EXCEL 132-014470   |

TABLE OF CONTENTS

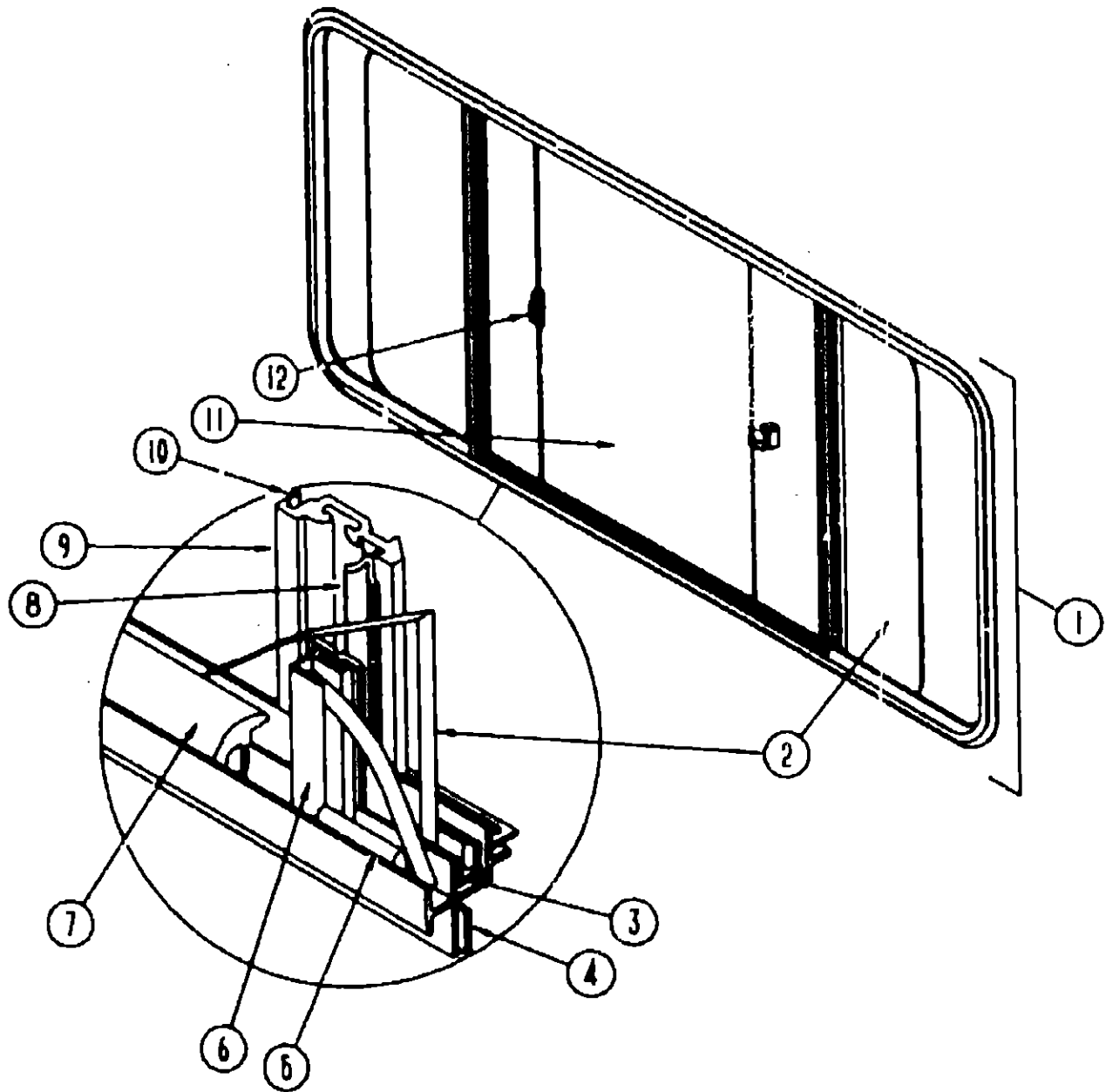
|              |             |
|--------------|-------------|
| INTRODUCTION | A-01 - A-04 |
| WCF22EC      | A-05 - D-14 |
| WCF27EU      | D-15 - H-14 |

1990 WCF27EU INDEX

|                                |             |
|--------------------------------|-------------|
| FLOOR PLAN                     | D15 - D-16  |
| ACCESSORIES                    | D-17 - D-20 |
| BATH                           | D-21 - D-24 |
| BEDROOM                        | E-01 - E-02 |
| CHASSIS                        | E-03 - E-08 |
| C & PAD                        | E-07 - E-14 |
| DINETTE                        | E-15 - E-16 |
| DRIVERS                        | E-17 - E-20 |
| ELECTRICAL                     | E-21 - F-02 |
| EXTERIOR BODY                  | F-03 - F-09 |
| GALLEY                         | F-10 - F-16 |
| HEATING & A/C                  | F-17 - F-23 |
| INTERIOR FINISH                | F-24 - G-01 |
| LABEL                          | G-02        |
| LP                             | G-03        |
| LOUNGE                         | G-04 - G-06 |
| SEALANTS & FASTENERS           | G-07 - G-08 |
| WATER & SEWAGE                 | G-09 - G-12 |
| WINDOW, VENT AND EXTERIOR DOOR | G-13 - H-14 |

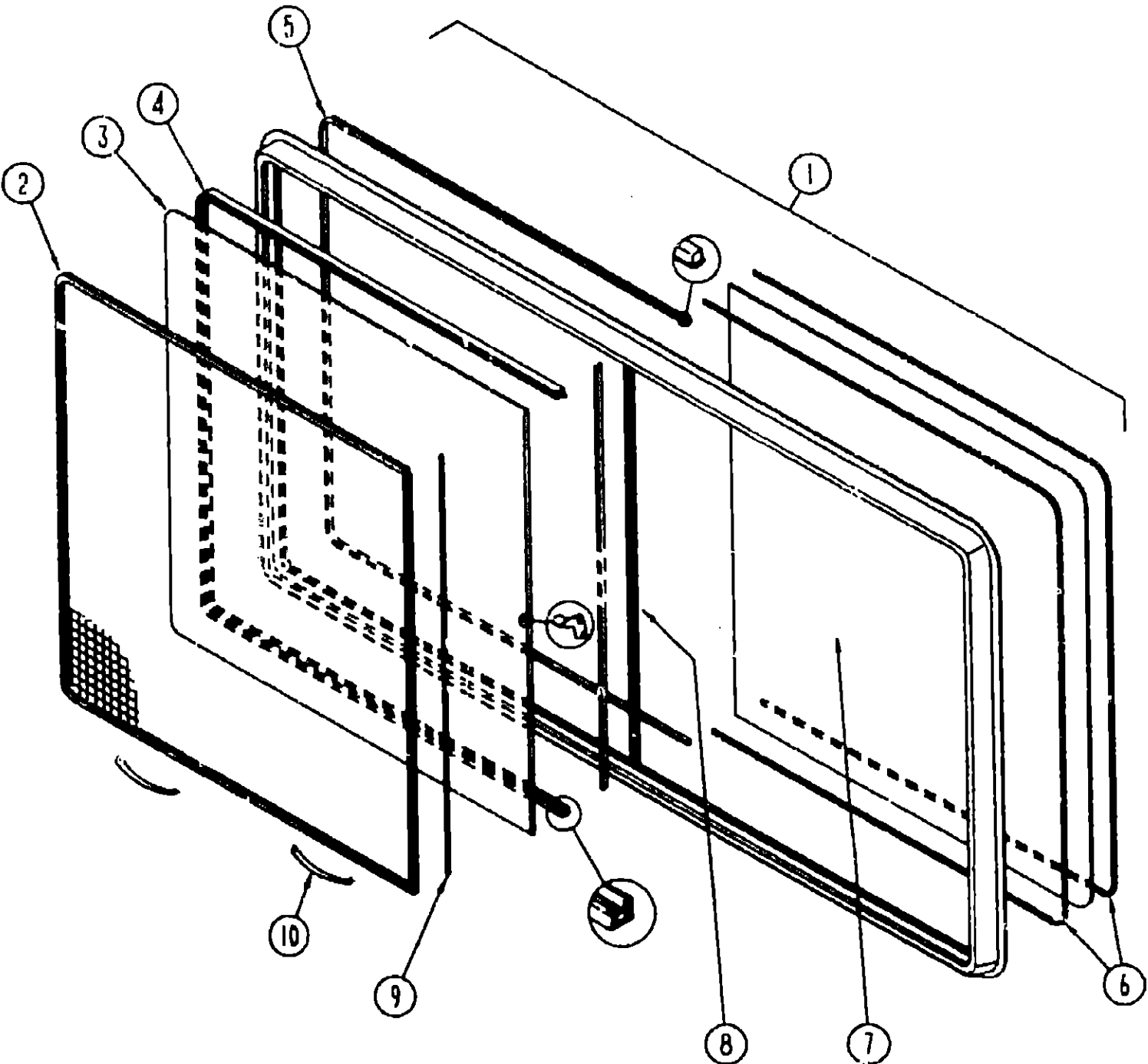
TABLE OF CONTENTS

|              |             |
|--------------|-------------|
| INTRODUCTION | A-01 - A-04 |
| WCF22EC      | A-05 - D-14 |
| WCF27EU      | D-15 - H-14 |



SLIDING WINDOW  
FROM: 00-00-00 THRU: 10-01-89

| KEY | PART NUMBER   | U/M | DESCRIPTION  |
|-----|---------------|-----|--|
| 1   | 078269-04-X11 | EA  | WINDOW-DOUBLE SLIDER, W/O INSIDE FRAME - 31.1" X 60.5" |
|     | 083122-26-000 | EA  | FRAME-WINDOW, INSIDE - BEIGE                           |
| 2   | 081980-10-000 | EA  | GLASS- SLIDING, 30.6" X 19.31" - GRAY                  |
| 3   | 002324-02-000 | FT  | CHANNEL-WEATHERSTRIP, GLASS RUN - U-SHAPED             |
| 4   | 089840-06-000 | FT  | SEALER RIBBON, 5/16" BEAD X 15'                        |
| 5   | 002309-02-000 | FT  | SPLINE-GLASS, 1/8" DIAMETER - BLACK                    |
|     | 002328-01-000 | EA  | BLOCK-WINDOW, 1/8" X 3/16" X 1"                        |
|     | 023320-01-000 | EA  | PAD-FELT, 3/8" DIAMETER - BROWN                        |
|     | 000339-06-16T | EA  | SCREW-SF/DR, 6-20 X 1 PPH - BLACK                      |
| 7   | 024096-02-000 | FT  | SEAL-EXTERIOR GLASS TO FRAME, BLACK                    |
| 6   | 018025-11-000 | EA  | HOLDER-GLASS, EXTERIOR - 29.88" - BLACK                |
|     | 089888-03-001 | EA  | HOLDER-GLASS, EXTERIOR W/O SEAL - 192" - BLACK         |
| 8   | 073740-01-000 | FT  | SEAL-FIN, 46" PILE HEIGHT - GRAY                       |
|     | 081377-01-700 | EA  | ADHESIVE-CYANOACRYLATE 10 GM                           |
| 9   | 083928-02-001 | EA  | KULLION, SLIDER WINDOW - BLACK                         |
|     | 002293-02-000 | SF  | SCREEN, WINDOW - 26" - CHARCOAL                        |
| 10  | 002298-02-000 | FT  | SPLINE, .130" DIA. - CHARCOAL ( SCREEN )               |
| 11  | 002188-07-000 | EA  | GLASS-STATIONARY, .125" X 30.7" X 24.7" - GRAY         |
| 12  | 047369-01-700 | EA  | LATCH KIT-WINDOW, W/SCREWS - PLASTIC - BLACK           |

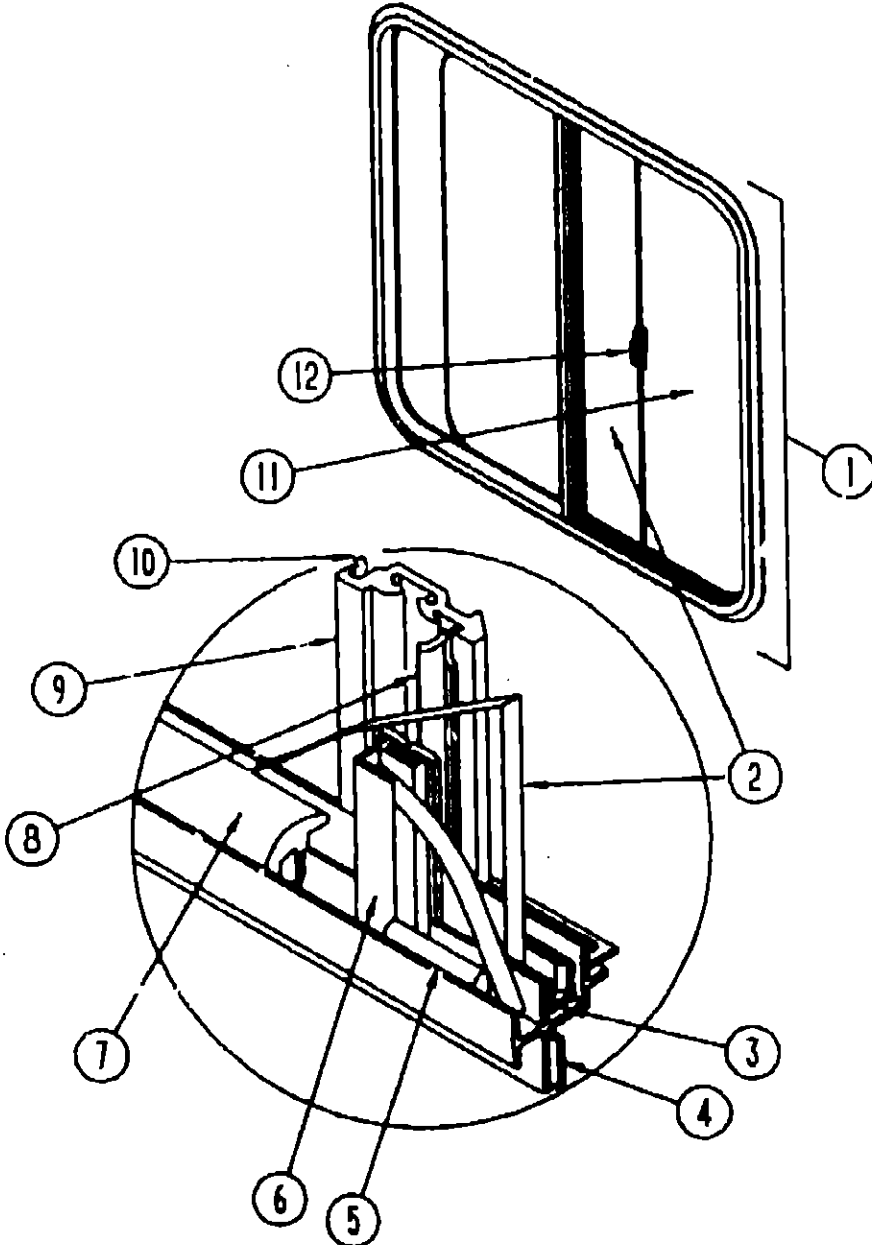


SLIDING WINDOW (EXCEL)  
FROM: 10-02-89 THRU: 99-99-99

| KEY | PART NUMBER   | U/M | DESCRIPTION  |
|-----|---------------|-----|--|
| 1   | 098647-02-700 | EA  | WINDOW-SLIDING, W/O INSIDE FRAME - 30.5" X 57.5", EXCEL H112-G2L     |
|     | 098647-01-704 | EA  | FRAME-INSIDE, EXCEL H112-67  |
| 2   | 098647-01-706 | EA  | SCREEN ASM., W/SPRINGS & SEAL  |
| 3   | 098647-01-702 | EA  | SASH ASM. W/LOCK & SLIDING GLASS, EXCEL H112-G9                      |
|     | 098644-01-700 | EA  | LATCH REPAIR KIT, EXCEL B801-CK                                      |
| 4   | 098644-01-708 | FT  | CHANNEL-PIERCED RUN, EXCEL 122-016543                                |
| 5   | 098644-01-706 | FT  | WEATHERSTRIP, EXCEL 171-010668                                       |
| 6   | 098644-01-705 | FT  | GLAZING STRIP, EXCEL M926-12   |
| 7   | 098647-01-700 | EA  | GLASS-STATIONARY, 29.27" X 27.72" - EXCEL 106-015631                 |
| 8   | 098647-01-701 | EA  | LOCKING RAIL W/WEATHERSTRIP, EXCEL B372-17                           |
| 9   | 098644-01-711 | FT  | WEATHERSTRIP-SCREEN, BLACK - EXCEL 171-016965                        |
| 10  | 098644-01-713 | EA  | SPRING-SCREEN FRAME (CLIP), PLASTIC - BLACK, EXCEL 226-016966        |
|     | 098644-01-701 | EA  | SPLICE PLATE-WINDOW, EXCEL M801-23                                   |
|     | 098644-01-702 | EA  | SCREW-SPLICE, #6-32 X 1/4 PAN HEAD - EXCEL 270-010872                |
|     | 098647-01-703 | EA  | SPACER-TRACK, EXCEL M402-31  |
|     | 098644-01-718 | FT  | PLUG-FILLER, EXCEL 132-014470  |
|     | 002293-02-000 | SF  | SCREENING-WINDOW/DOOR, 26" - CHARCOAL                                |
|     | 098644-01-703 | EA  | SCREW-LOCKING RAIL, #6 X 1.5 PRO HEAD RECESS BLACK, EXCEL 272-010808 |

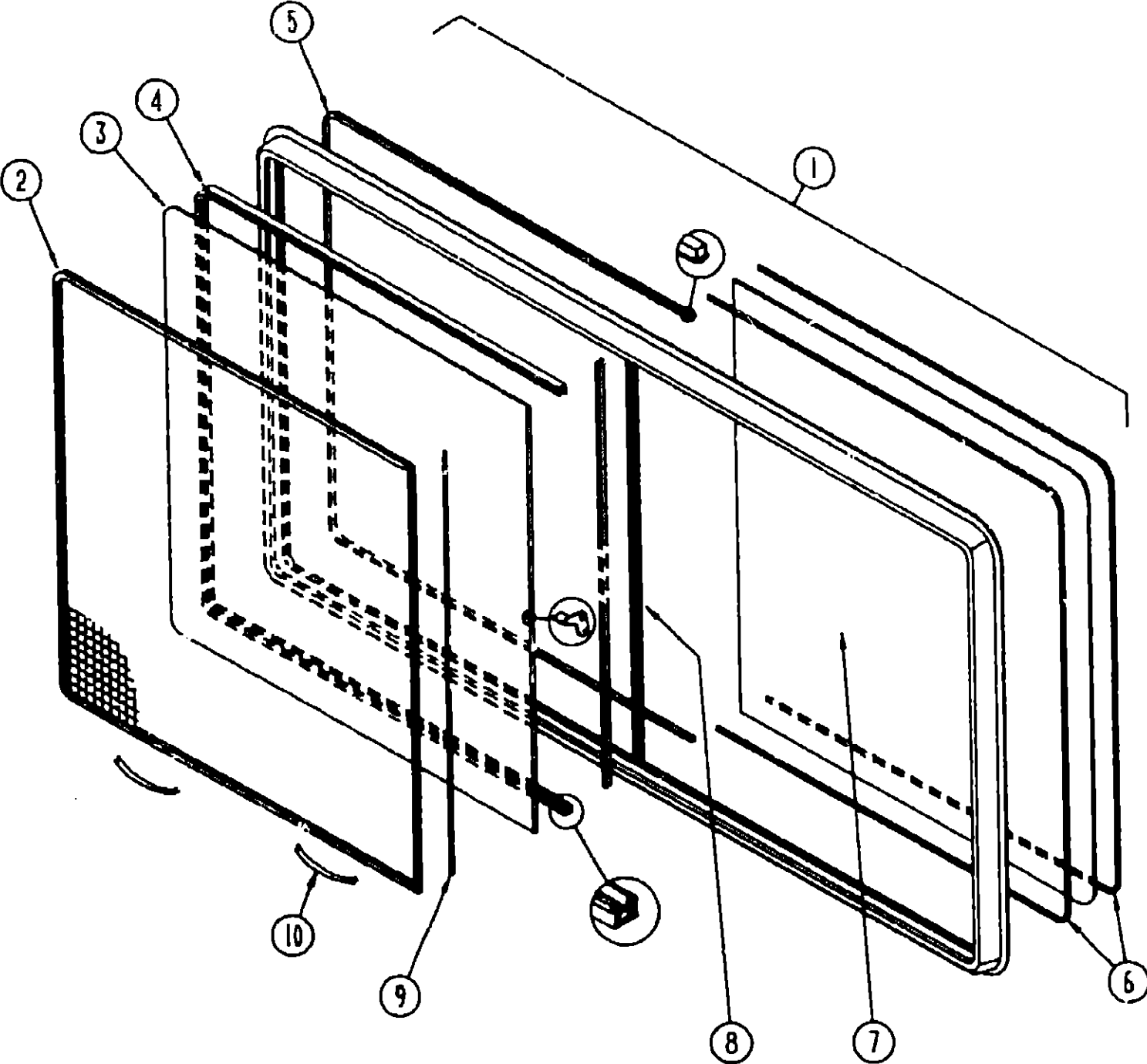
1990 WCF27EU INDEX

|                                |             |
|--------------------------------|-------------|
| FLOOR PLAN                     | D15 - D-16  |
| ACCESSORIES                    | D-17 - D-20 |
| BATH                           | D-21 - D-24 |
| BEDROOM                        | E-01 - E-02 |
| CHASSIS                        | E-03 - E-06 |
| C C & PAD                      | E-07 - E-14 |
| DINETTE                        | E-15 - E-16 |
| DRIVERS                        | E-17 - E-20 |
| ELECTRICAL                     | E-21 - F-02 |
| EXTERIOR BODY                  | F-03 - F-09 |
| GALLEY                         | F-10 - F-16 |
| HEATING & A/C                  | F-17 - F-23 |
| INTERIOR FINISH                | F-24 - G-01 |
| LABEL                          | G-02        |
| LP                             | G-03        |
| LOUNGE                         | G-04 - G-06 |
| SEALANTS & FASTENERS           | G-07 - G-08 |
| WATER & SEWAGE                 | G-09 - G-12 |
| WINDOW, VENT AND EXTERIOR DOOR | G-13 - H-14 |



SINGLE SLIDING WINDOW  
FROM: 00-00-00 THRU: 10-01-89

| KEY | PART NUMBER   | U/M | DESCRIPTION                                      |
|-----|---------------|-----|--|
| 1   | 078286-02-T03 | EA  | WINDOW-SINGLE SLIDER, 19.3" X 24.6"              |
|     | 083122-03-000 | EA  | FRAME-WINDOW, INSIDE - BEIGE                     |
| 2   | 081980-05-000 | EA  | GLASS-WINDOW, SLIDER - .125" X 13.68" X 19"      |
| 3   | 002324-02-000 | FT  | CHANNEL-WEATHERSTRIP, GLASS RUN - U-SHAPED       |
| 4   | 089640-06-000 | FT  | SEALER RIBBON, 5/16" BEAD X 15'                  |
|     | 002328-01-000 | EA  | BLOCK-WINDOW, 1/8" X 3/16" X 1"                  |
|     | 023320-01-000 | EA  | PAD-FELT, 3/8" DIAMETER - BROWN                  |
| 5   | 002308-02-000 | FT  | SPLINE-GLASS, 1/8" DIAMETER - BLACK              |
| 6   | M09886-03-011 | EA  | HOLDER-GLASS, EXTERIOR W/FIN SEAL - 18.2"        |
|     | 089886-03-001 | EA  | HOLDER-GLASS, EXTERIOR W/O SEAL - 19.2" - BLACK  |
| 7   | 024098-02-000 | FT  | SEAL-EXTERIOR GLASS TO FRAME, BLACK              |
| 8   | 073740-01-000 | FT  | SEAL-FIN, 46" PILE HEIGHT - GRAY                 |
|     | 000G38-06-16T | EA  | SCREW-SF/DR, 8-20 X 1 PPH - BLACK                |
|     | 002292-02-000 | SF  | SCREENING-WINDOW, 20" WIDE - CHARCOAL            |
| 9   | 078562-02-000 | EA  | MULLION-WINDOW, INSIDE VERTICAL - BLACK          |
|     | 079204-01-000 | EA  | BRACKET-MULLION, WINDOW - BLACK                  |
| 10  | 002298-02-000 | FT  | SPLINE-VENT/WINDOW SCREEN, .128 DIAMETER - BLACK |
| 11  | 081984-05-000 | EA  | GLASS-WINDOW, STATIONARY - .125" X 12.3" X 19"   |
| 12  | 047389-01-700 | EA  | LATCH KIT-WINDOW, W/SCREWS - PLASTIC - BLACK     |



SINGLE SLIDING WINDOW ( EXCEL )  
FROM: 10-02-89 THRU: 99-99-99

| KEY | PART NUMBER   | U/M | DESCRIPTION  |
|-----|---------------|-----|--|
|     | 098647-06-704 | EA  | FRAME-INSIDE, EXCEL B969-67  |
|     | 098647-06-705 | EA  | WINDOW W/C INSIDE FRAME, EXCEL B969-G2R                              |
| 2   | 098647-06-703 | EA  | SCREEN W/WEATHERSTRIP & FRAME SPRING (CLIP), EXCEL 410-018477        |
| 3   | 098647-06-702 | EA  | SASH V/LATCH & SLIDING GLASS, EXCEL B969-G9                          |
|     | 098644-01-700 | EA  | LATCH REPAIR KIT, EXCEL B801-CK                                      |
| 4   | 098644-01-708 | FT  | CHANNEL-PIERCED RUN, EXCEL 122-016543                                |
| 5   | 098644-01-706 | FT  | WEATHERSTRIP, EXCEL 171-010668                                       |
| 6   | 098644-01-705 | FT  | GLAZING STRIP, EXCEL M926-12   |
| 7   | 098647-06-700 | EA  | GLASS-STATIONARY, 10.91" X 13.77" - EXCEL 106-016921                 |
| 8   | 098647-06-701 | EA  | RAIL-LOCKING W/WEATHERSTRIP, EXCEL B938-17                           |
| 9   | 098644-01-711 | FT  | WEATHERSTRIP-SCREEN, BLACK - EXCEL 171-016965                        |
| 10  | 098644-01-713 | EA  | SPRING-SCREEN FRAME (CLIP), PLASTIC - BLACK, EXCEL 226-016966        |
|     | 098644-01-701 | EA  | SPLICE PLATE-WINDOW, EXCEL M801-23                                   |
|     | 098644-01-702 | EA  | SCREW-SPLICE, #6-32 X 1/4 PAN HEAD, EXCEL 270-010872                 |
|     | 098644-01-703 | EA  | SCREW-LOCKING RAIL, #6 X 1.5 PRO HEAD RECESS BLACK, EXCEL 272-010808 |
|     | 098644-01-710 | FT  | TRACK-SCREEN SPACER, 12" LENGTH - EXCEL M401-31                      |

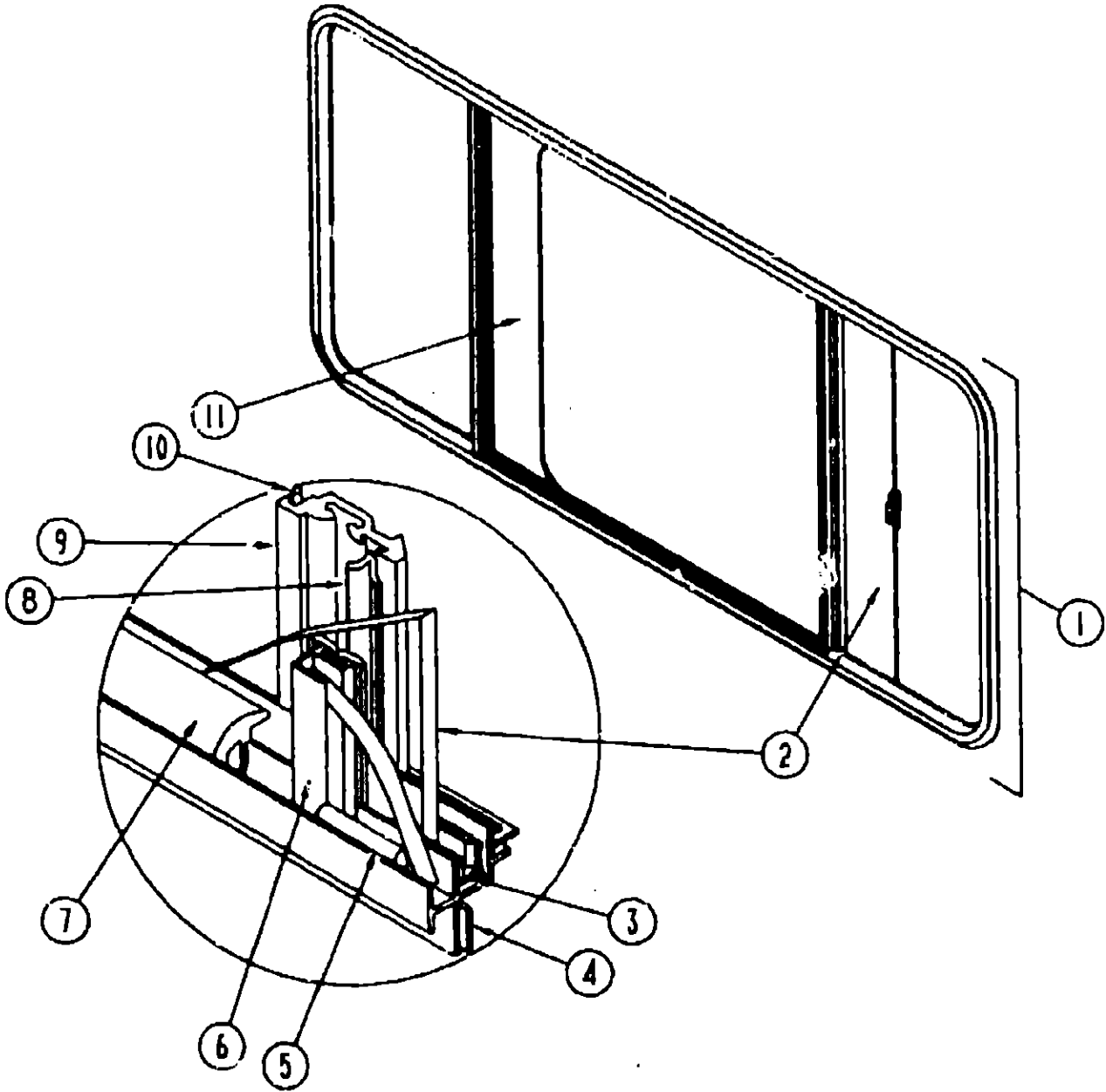
TABLE OF CONTENTS

|              |             |
|--------------|-------------|
| INTRODUCTION | A-01 - A-04 |
| WCF22EC      | A-05 - D-14 |
| WCF27EU      | D-15 - H-14 |

1990 WCF27EU INDEX

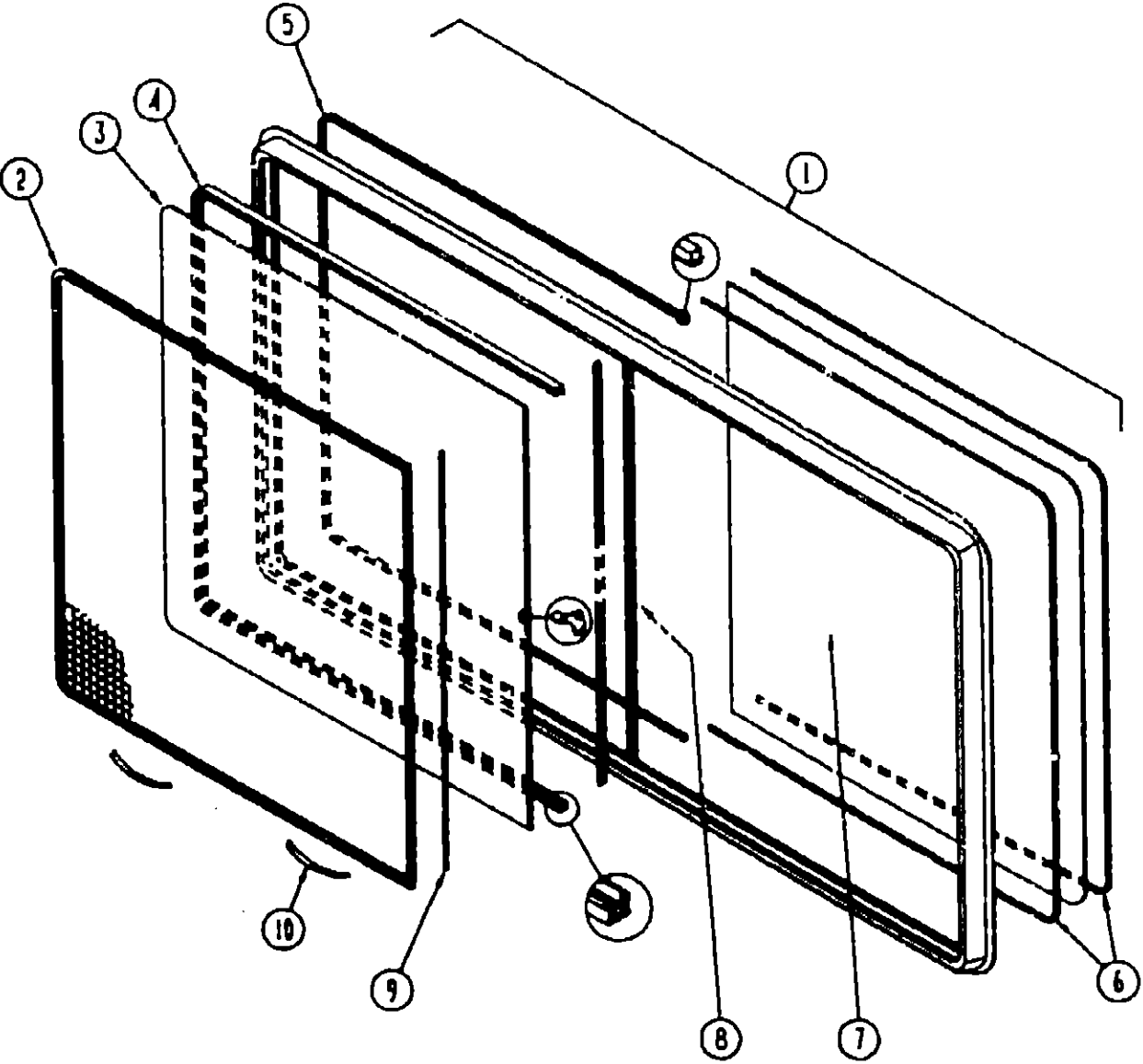
|                                |             |
|--------------------------------|-------------|
| FLOOR PLAN                     | D15 - D-16  |
| ACCESSORIES                    | D-17 - D-20 |
| BATH                           | D-21 - D-24 |
| BEDROOM                        | E-01 - E-02 |
| CHASSIS                        | E-03 - E-06 |
| C C & PAD                      | E-07 - E-14 |
| DINETTE                        | E-15 - E-16 |
| DRIVERS                        | E-17 - E-20 |
| ELECTRICAL                     | E-21 - F-02 |
| EXTERIOR BODY                  | F-03 - F-09 |
| GALLEY                         | F-10 - F-16 |
| HEATING & A/C                  | F-17 - F-23 |
| INTERIOR FINISH                | F-24 - G-01 |
| LABEL                          | G-02        |
| LP                             | G-03        |
| LOUNGE                         | G-04 - G-06 |
| SEALANTS & FASTENERS           | G-07 - G-08 |
| WATER & SEWAGE                 | G-09 - G-12 |
| WINDOW, VENT AND EXTERIOR DOOR | G-13 - H-14 |





CENTER SLIDER WINDOW  
FROM: 00-00-00 THRU: 10-01-80

| KEY PART NUMBER  | U/M | DESCRIPTION  |
|------------------|-----|--|
| 1 078271-03-X11  | EA  | WINDOW-CENTER SLIDING W/O INSIDE FRAME - 31" X 54" |
| 083122-28-000    | EA  | FRAME-INSIDE WINDOW, BEIGE                         |
| 2 068727-04-000  | EA  | GLASS-SLIDING, 30.7" X 23.5"                       |
| 3 002324-02-000  | FT  | CHANNEL-WEATHERSTRIP, GLASS RUN - U-SHAPED         |
| 4 089840-06-000  | FT  | SEALER RIBBON, 5/16" BEAD X 15'                    |
| 5 002309-02-000  | FT  | SPLINE-GLASS, 1/8" DIAMETER - BLACK                |
| 002328-01-000    | EA  | BLOCK-WINDOW, 1/8" X 3/16" X 1"                    |
| 023320-01-000    | EA  | PAD-FELT, 3/8" DIAMETER - BROWN                    |
| 6 089886-03-001  | EA  | HOLDER-GLASS - EXTERIOR W/O SEAL - 192" - BLACK    |
| 7 024096-02-000  | FT  | SEAL-EXTERIOR GLASS TO FRAME, BLACK                |
| 081377-01-700    | EA  | ADHESIVE-CYANOACRYLATE 10 GM                       |
| 8 073740-01-000  | FT  | SEAL-FIN, .46" PILE HEIGHT - GRAY                  |
| 9 083826-02-001  | EA  | MULLION, SLIDER WINDOW - BLACK-192"                |
| 000G39-06-16T    | EA  | SCREW-SF/DR, 6-20 X 1 PPH - BLACK                  |
| 002263-02-000    | SF  | SCREENING-WINDOW/DOOR, 26" - CHARCOAL              |
| 10 002298-02-000 | FT  | SPLINE-VENT/WINDOW SCREEN, .128 DIAMETER - BLACK   |
| 11 081984-11-000 | EA  | GLASS-STATIONARY, 30.7" X 16.5"                    |
| 12 047368-01-700 | EA  | LATCH KIT-WINDOW, W/SCREWS - PLASTIC - BLACK       |



SLIDER WINDOW (EXCEL)  
FROM: 10-02-80 THRU: 99-99-99

| KEY PART NUMBER  | U/M | DESCRIPTION  |
|------------------|-----|--|
| 1 098647-03-706  | EA  | WINDOW ASM-W/O INSIDE TRIM, PASS. SIDE                               |
| 098647-03-705    | EA  | FRAME-INSIDE WINDOW, BLACK - EXCEL# B087-67                          |
| 2 098647-03-704  | EA  | SCREEN ASM. W/SPRING & WTHST   |
| 3 098647-03-702  | EA  | SASH ASM. - W/LOCK & GLASS   |
| 098644-01-700    | EA  | LATCH REPAIR KIT, EXCEL B801-CK                                      |
| 4 098644-01-708  | FT  | CHANNEL-PIERCED RUN, EXCEL 122-016543                                |
| 5 098644-01-706  | FT  | WEATHERSTRIP, EXCEL 171-010668                                       |
| 6 098644-01-705  | FT  | GLAZING STRIP, EXCEL M926-12   |
| 7 098647-03-700  | EA  | GLASS-STATIONARY 26.03" X 28.77"                                     |
| 8 098647-03-701  | EA  | LOCKING RAIL W/WEATHERSTRIP  |
| 9 098644-01-711  | FT  | WEATHERSTRIP-SCREEN, BLACK - EXCEL 171-016965                        |
| 10 098644-01-713 | EA  | SPRING-SCREEN FRAME (CLIP), PLASTIC - BLACK - EXCEL 226-016966       |
| 098644-01-716    | FT  | PLUG-FILLER, EXCEL 132-014470  |
| 098644-01-702    | EA  | SCREW-SPLICE, #6-32 X 1/4 PAN HEAD - EXCEL 270-010872                |
| 098644-01-703    | EA  | SCREW-LOCKING RAIL, #6 X 1.5 PRO HEAD RECESS BLACK, EXCEL 272-010808 |
| 098644-01-701    | EA  | SPLICE PLATE-WINDOW, EXCEL M801-23                                   |
| 098647-03-703    | EA  | SPACER TRACK   |

TABLE OF CONTENTS

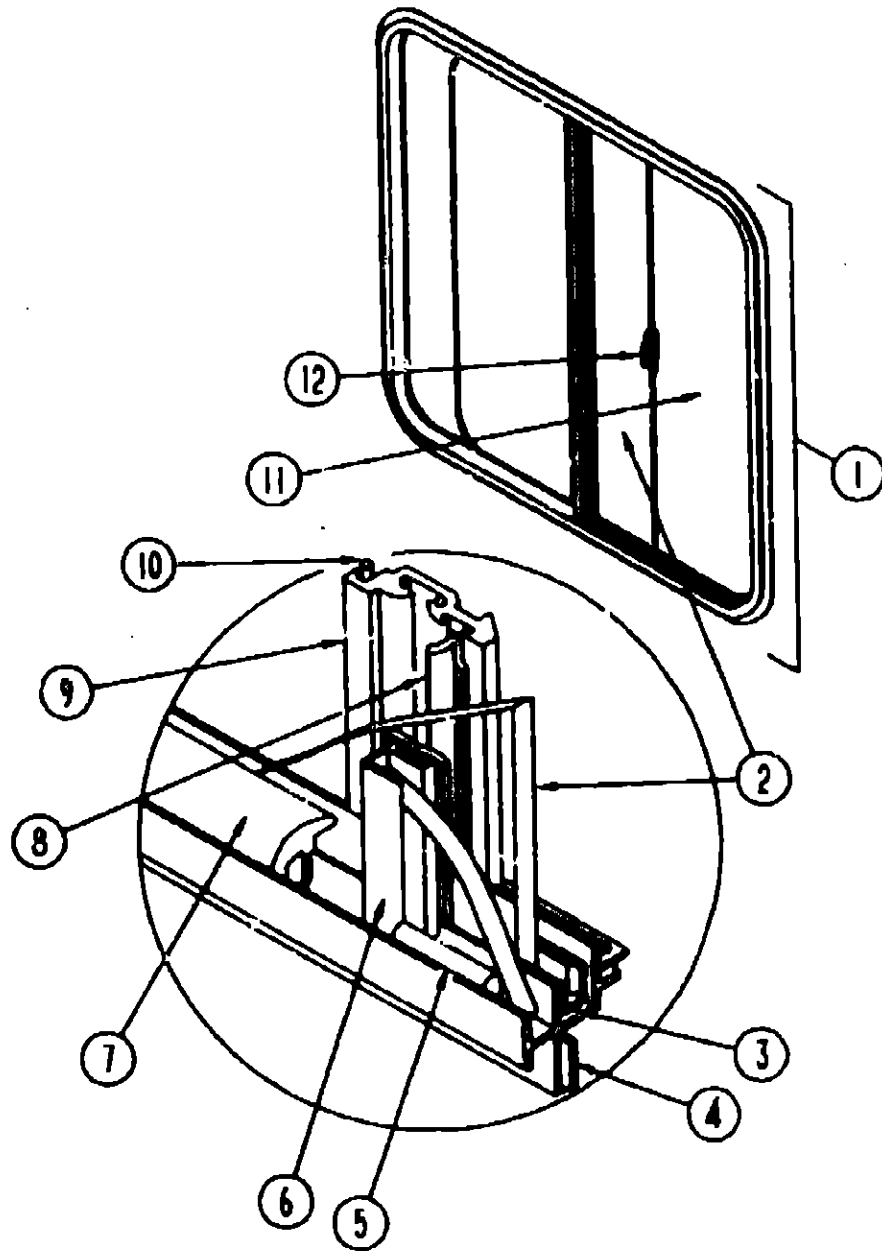
|              |             |
|--------------|-------------|
| INTRODUCTION | A-01 - A-04 |
| WCF22EC      | A-05 - D-14 |
| WCF27EU      | D-15 - H-14 |

1990 WCF27EU INDEX

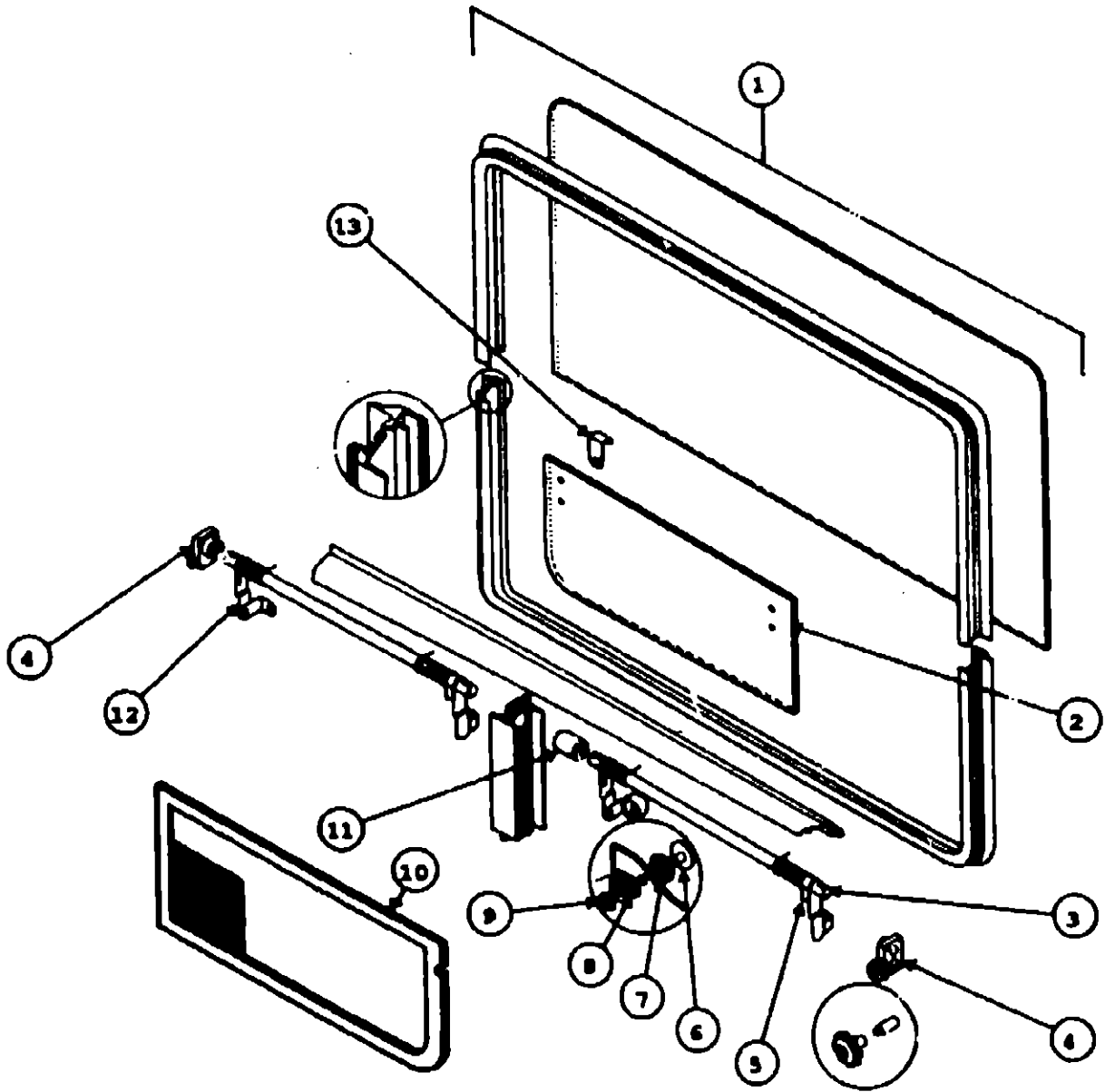
|                                |             |
|--------------------------------|-------------|
| FLOOR PLAN                     | D15 - D-16  |
| ACCESSORIES                    | D-17 - D-20 |
| BATH                           | D-21 - D-24 |
| BEDROOM                        | E-01 - E-02 |
| CHASSIS                        | E-03 - E-06 |
| C C & PAD                      | E-07 - E-14 |
| DINETTE                        | E-15 - E-16 |
| DRIVERS                        | E-17 - E-20 |
| ELECTRICAL                     | E-21 - F-02 |
| EXTERIOR BODY                  | F-03 - F-09 |
| GALLEY                         | F-10 - F-16 |
| HEATING & A/C                  | F-17 - F-23 |
| INTERIOR FINISH                | F-24 - G-01 |
| LABEL                          | G-02        |
| LP                             | G-03        |
| LOUNGE                         | G-04 - G-06 |
| SEALANTS & FASTENERS           | G-07 - G-08 |
| WATER & SEWAGE                 | G-09 - G-12 |
| WINDOW, VENT AND EXTERIOR DOOR | G-13 - H-14 |

TABLE OF CONTENTS

|              |             |
|--------------|-------------|
| INTRODUCTION | A-01 - A-04 |
| WCF22EC      | A-05 - D-14 |
| WCF27EU      | D-15 - H-14 |



DRIVER SIDE SINGLE SLIDER WINDOW  
FROM: 00-00-00 THRU: 10-01-00



TIPOUT WINDOW  
FROM: 10-02-00 THRU: 99-99-00

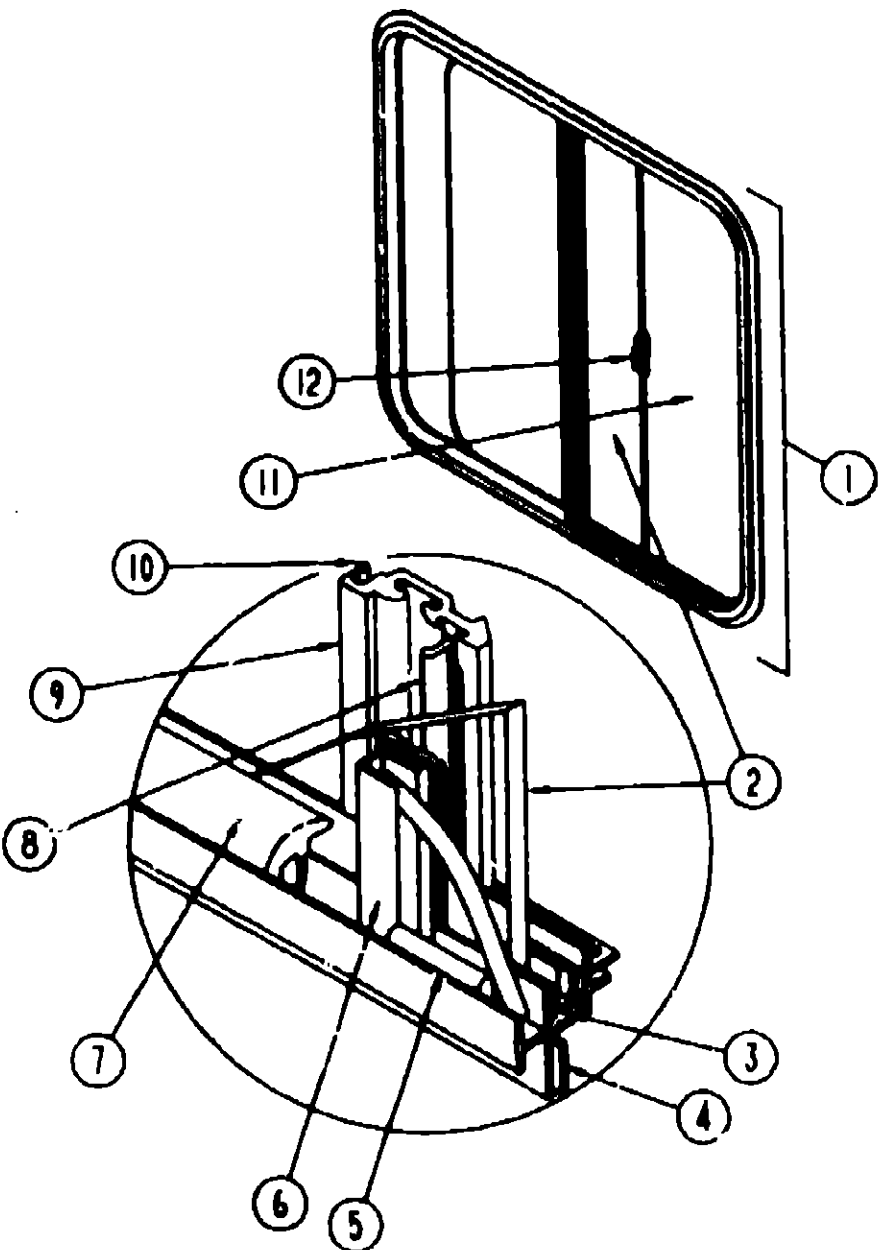
1990 WCF27EU INDEX

|                                |             |
|--------------------------------|-------------|
| FLOOR PLAN                     | D15 - D-16  |
| ACCESSORIES                    | D-17 - D-20 |
| BATH                           | D-21 - D-24 |
| BEDROOM                        | E-01 - E-02 |
| CHASSIS                        | E-03 - E-06 |
| C & C & PAD                    | E-07 - E-14 |
| DINETTE                        | E-15 - E-18 |
| DRIVERS                        | E-17 - E-20 |
| ELECTRICAL                     | E-21 - F-02 |
| EXTERIOR BODY                  | F-03 - F-06 |
| GALLEY                         | F-10 - F-16 |
| HEATING & A/C                  | F-17 - F-23 |
| INTERIOR FINISH                | F-24 - G-01 |
| LABEL                          | G-02        |
| LP                             | G-03        |
| LOUNGE                         | G-04 - G-06 |
| SEALANTS & FASTENERS           | G-07 - G-08 |
| WATER & SEWAGE                 | G-09 - G-12 |
| WINDOW, VENT AND EXTERIOR DOOR | G-13 - H-14 |

| KEY PART NUMBER  | U/M | DESCRIPTION  |
|------------------|-----|--|
| 1 078288-10-X11  | EA  | WINDOW-SINGLE SLIDING, DRIVERS SIDE - W/O INSIDE FRAME - 24.3" X 41.1" |
| 1 083122-24-000  | EA  | FRAME-INSIDE WINDOW, BEIGE   |
| 000G39-06-18T    | EA  | SCREW-SF/DR, 6-20 X 1 PPH - BLACK                                      |
| 2 081980-09-000  | EA  | GLASS-SLIDING, 24" X 20"   |
| 3 002324-02-000  | FT  | CHANNEL-WEATHERSTRIP, GLASS RUN - U-SHAPED                             |
| 4 088840-08-000  | FT  | SEALER RIBBON- 5/16" BEAD X 15'  |
| 5 002307-02-000  | FT  | SPLINE-GLASS, 1/8" DIAMETER - BLACK                                    |
| 6 089888-02-003  | EA  | HOLDER-VERTICAL GLASS, EXTERIOR W/SEAL - 23.19" - BLACK                |
| 7 089888-03-001  | EA  | HOLDER-GLASS, EXTERIOR W/O SEAL - 192" - BLACK                         |
| 8 024096-02-000  | FT  | SEAL-EXTERIOR GLASS TO FRAME, BLACK                                    |
| 9 073740-01-000  | FT  | SEAL-FIN, .46" PILE HEIGHT - GRAY                                      |
| 10 083928-02-001 | EA  | MULLION-SLIDER WINDOW, BLACK - 192"                                    |
| 002298-02-000    | FT  | SPLINE-VENT/WINDOW SCREEN, .126 DIAMETER - BLACK                       |
| 002292-02-000    | SF  | SCREENING-WINDOW, 20" WIDE - CHARCOAL                                  |
| 002328-01-000    | EA  | BLOCK-WINDOW, 1/8" X 3/16" X 1"  |
| 023320-01-000    | EA  | PAD-FELT, 3/8" DIAMETER - BROWN  |
| 11 081984-09-000 | EA  | GLASS-STATIONARY, 24" X 22.5"  |
| 12 047369-01-700 | EA  | LATCH KIT-WINDOW, W/SCREWS - PLASTIC - BLACK                           |

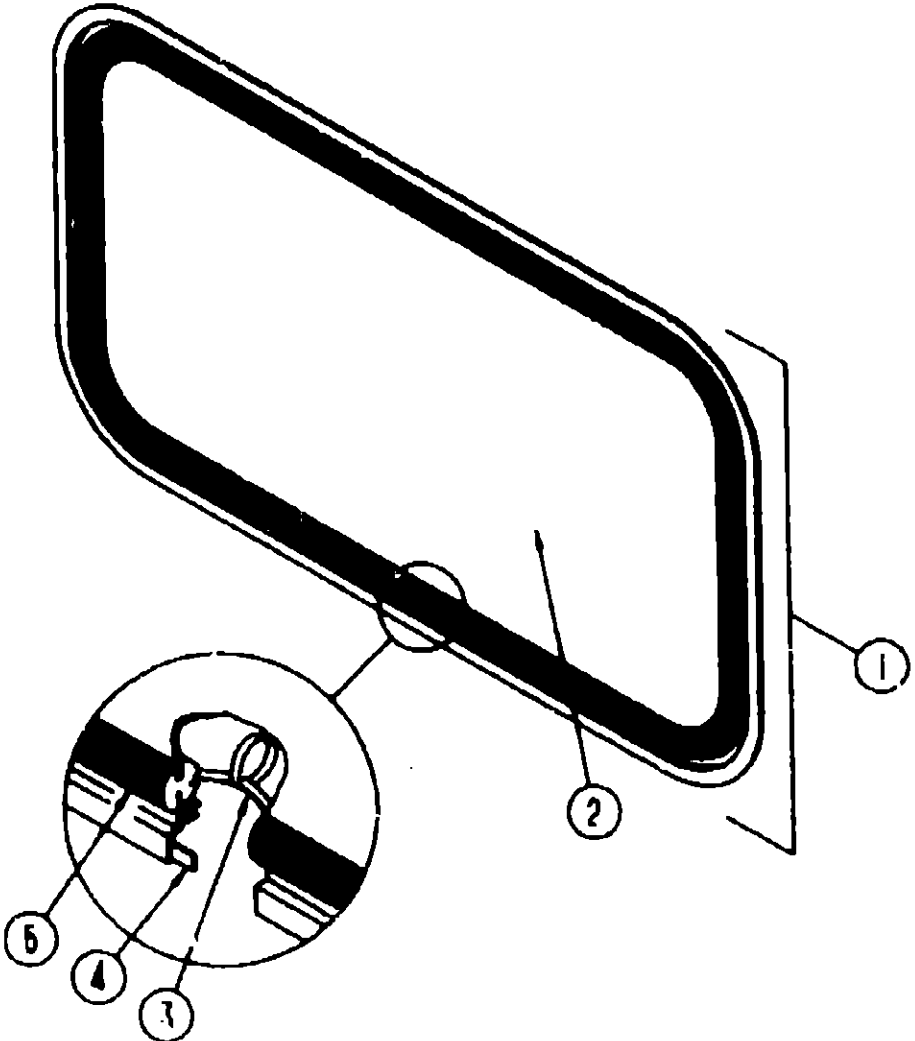
| KEY PART NUMBER  | U/M | DESCRIPTION  |
|------------------|-----|--|
| 1 092235-07-Y12  | EA  | WINDOW-TIPOUT, W/O INSIDE FRAME - 24.3" X 41.3"                |
| 090893-11-01A    | EA  | FRAME-WINDOW, RETAINING INSIDE - BLACK                         |
| 000G39-06-16T    | EA  | GLASS IS NOT AVAILABLE SEPARATELY - MUST ORDER ENTIRE ASSEMBLY |
| 2 084088-17-000  | EA  | SCREW-SF/DR, 6-20 X 1 PPH - BLACK                              |
| 3 083150-12-000  | EA  | GLASS-TIPOUT WINDOW, 9.2" X 40.1"                              |
| 4 035302-02-000  | EA  | TORQUE TUBE-TIPOUT WINDOW                                      |
| 5 080918-01-000  | EA  | OPERATOR-TORQUE, TIPOUT WINDOW                                 |
| 080918-02-000    | EA  | SPRING-TORQUE TUBE, REAR - DOUBLE TIPOUT WINDOW                |
| 6 086762-01-000  | EA  | SPRING-TORQUE TUBE, FRONT - DOUBLE TIPOUT WINDOW               |
| 7 084473-01-000  | EA  | T NUT 10-32  |
| 085315-01-000    | EA  | SEAL-RUBBER, TIPOUT WINDOW                                     |
| 084067-01-000    | EA  | RIVET-SHOULDER, TIPOUT WINDOW                                  |
| 086763-01-000    | EA  | WASHER-PLASTIC, .060X.50X.135                                  |
| 10 080830-52-003 | FT  | SEAL-E, TIPOUT WINDOW - SPONGE RUBBER                          |
| 002291-02-000    | EA  | SCREW-MACH, 10 - 32 X 1/4 PTH                                  |
| 002298-02-000    | EA  | FRAME-SCREEN, TIPOUT WINDOW, - BLACK                           |
| 080914-01-000    | SF  | SCREENING-ROOF VENT/WINDOW, 16" - BLACK                        |
| 068927-03-000    | FT  | SPLINE-VENT/WINDOW SCREEN, .126 DIAMETER - BLACK               |
| 11 081354-01-000 | EA  | KEY-CORNER, TIPOUT WINDOW                                      |
| 081649-01-000    | EA  | SEAL-WINDOW, RUBBER  |
| 12 097578-01-000 | EA  | SLEEVE-TORQUE TUBE, TIPOUT WINDOW                              |
| 087561-01-000    | EA  | RING-SNAP, 7/32 SHAFT DIAMETER                                 |
| 089913-01-000    | EA  | LINKAGE-TIPOUT WINDOW  |
|                  | FT  | SEAL-WINDCW, EXTERIOR - VINYL - BLACK                          |
|                  | EA  | HINGE-TIPOUT WINDOW, BLACK                                     |

| U/M | DESCRIPTION  |
|-----|--|
| EA  | WINDOW-TIPOUT, W/O INSIDE FRAME - 24.3" X 41.3"                |
| EA  | FRAME-WINDOW, RETAINING INSIDE - BLACK                         |
| EA  | GLASS IS NOT AVAILABLE SEPARATELY - MUST ORDER ENTIRE ASSEMBLY |
| EA  | SCREW-SF/DR, 6-20 X 1 PPH - BLACK                              |
| EA  | GLASS-TIPOUT WINDOW, 9.2" X 40.1"                              |
| EA  | TORQUE TUBE-TIPOUT WINDOW                                      |
| EA  | OPERATOR-TORQUE, TIPOUT WINDOW                                 |
| EA  | SPRING-TORQUE TUBE, REAR - DOUBLE TIPOUT WINDOW                |
| EA  | SPRING-TORQUE TUBE, FRONT - DOUBLE TIPOUT WINDOW               |
| EA  | T NUT 10-32  |
| EA  | SEAL-RUBBER, TIPOUT WINDOW                                     |
| EA  | RIVET-SHOULDER, TIPOUT WINDOW                                  |
| EA  | WASHER-PLASTIC, .060X.50X.135                                  |
| FT  | SEAL-E, TIPOUT WINDOW - SPONGE RUBBER                          |
| EA  | SCREW-MACH, 10 - 32 X 1/4 PTH                                  |
| EA  | FRAME-SCREEN, TIPOUT WINDOW, - BLACK                           |
| SF  | SCREENING-ROOF VENT/WINDOW, 16" - BLACK                        |
| FT  | SPLINE-VENT/WINDOW SCREEN, .126 DIAMETER - BLACK               |
| EA  | KEY-CORNER, TIPOUT WINDOW                                      |
| EA  | SEAL-WINDOW, RUBBER  |
| EA  | SLEEVE-TORQUE TUBE, TIPOUT WINDOW                              |
| EA  | RING-SNAP, 7/32 SHAFT DIAMETER                                 |
| EA  | LINKAGE-TIPOUT WINDOW  |
| FT  | SEAL-WINDCW, EXTERIOR - VINYL - BLACK                          |
| EA  | HINGE-TIPOUT WINDOW, BLACK                                     |



DRIVER SIDE SINGLE SLIDER WINDOW  
FROM: 00-00-00 THRU: 10-01-89

| KEY PART NUMBER  | U/M | DESCRIPTION  |
|------------------|-----|--|
| 1 078286-10-X11  | EA  | WINDOW-SINGLE SLIDING, DRIVERS SIDE - W/O INSIDE FRAME - 24.3" X 41.1" |
| 083122-24-000    | EA  | FRAME-INSIDE WINDOW, BEIGE   |
| 2 081980-09-000  | EA  | GLASS-SLIDING, 24" X 20"   |
| 3 002324-02-000  | FT  | CHANNEL-WEATHERSTRIP, GLASS RUN - U-SHAPED                             |
| 002328-01-000    | EA  | BLOCK-WINDOW, 1/8" X 3/16" X 1"  |
| 023320-01-000    | EA  | PAD-FELT, 3/16" DIAMETER - BROWN                                       |
| 4 088640-08-000  | FT  | RIBBON SEALER, 5/16" BEAD X 15'  |
| 5 202308-02-000  | FT  | SPLINE-GLASS, 1/8" DIAMETER - BLACK                                    |
| 6 M88888-03-003  | EA  | HOLDER-VERTICAL GLASS, EXTERIOR W/SEAL - 23.19" - BLACK                |
| 088888-03-001    | EA  | HOLDER-GLASS, EXTERIOR W/O SEAL - 192" - BLACK                         |
| 7 324088-02-000  | FT  | SEAL-EXTERIOR GLASS TO FRAME, BLACK                                    |
| 8 073740-01-000  | FT  | SEAL-FIN, .46" PILE HEIGHT - GRAY                                      |
| 000G39-08-18T    | EA  | SCREW-SF/DR, 8-20 X 1 PPH - BLACK                                      |
| 002292-02-000    | SF  | SCREENING-WINDOW, 20" WIDE - CHARCOAL                                  |
| 9 083823-02-001  | EA  | MULLION, SLIDER WINDOW - BLACK   |
| 10 002298-02-000 | FT  | SPLINE-VENT/WINDOW SCREEN, .128 DIAMETER - BLACK                       |
| 11 081984-09-000 | EA  | GLASS-STATIONARY, 24" X 22.5"  |
| 12 047389-01-700 | EA  | LATCH KIT-WINDOW, W/SCREWS - PLASTIC - BLACK                           |



BACKWALL ESCAPE WINDOW  
FROM: 00-00-00 THRU: 10-01-89

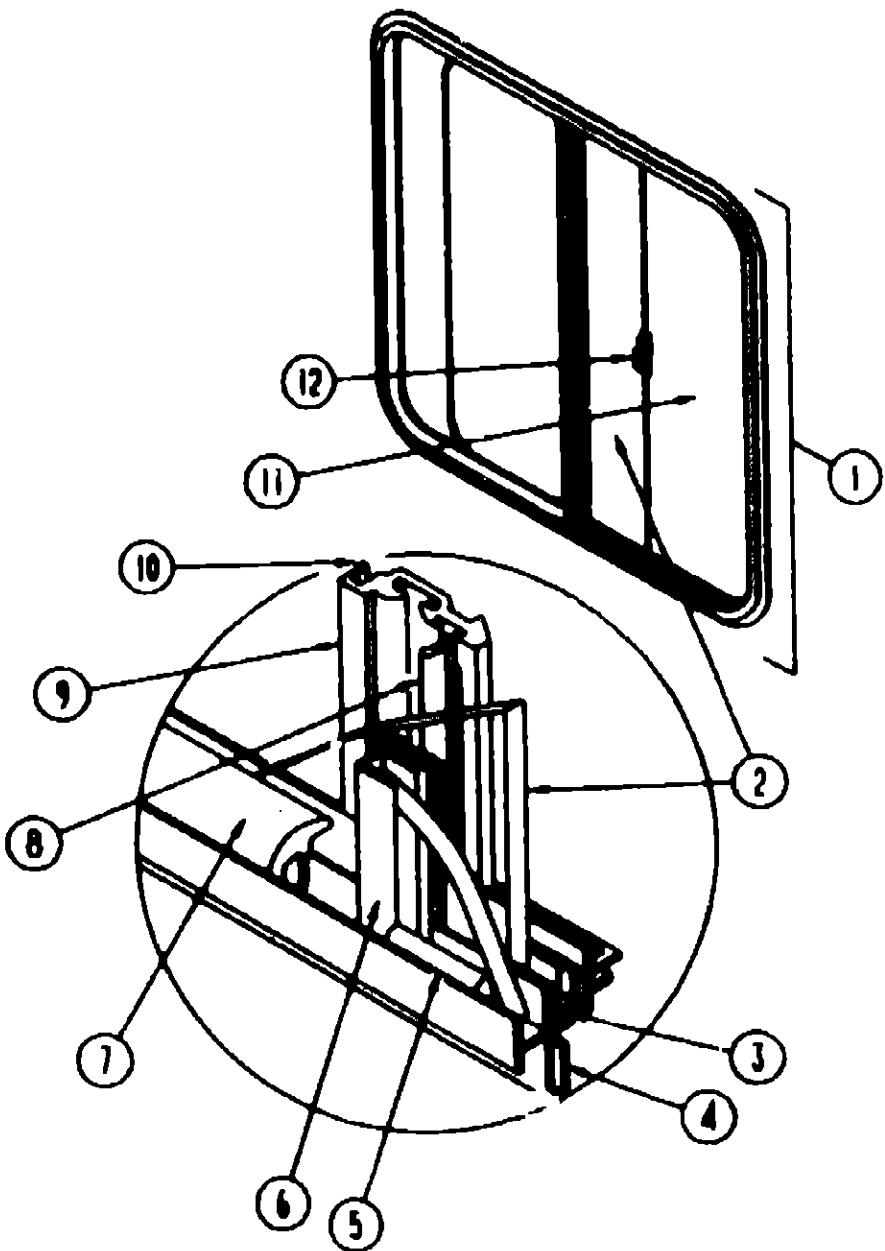
| KEY PART NUMBER | U/M | DESCRIPTION   |
|-----------------|-----|---|
| 1 078538-01-T03 | EA  | WINDOW-ESCAPE, BACKWALL - 23" X 68"                   |
| 042027-05-000   | EA  | FRAME-INSIDE  |
| 042027-12-000   | EA  | FRAME-INSIDE  |
| 2 002178-01-000 | EA  | GLASS-19.6" X 64.8"                                   |
| 3 002285-01-000 | FT  | FILLER-WEATHER STRIP, RUBBER - BLACK                  |
| 002298-02-000   | FT  | SPLINE-VENT-WINDOW SCREEN, .128 DIAMETER - BLACK      |
| 4 088640-08-000 | EA  | SEALER RIBBON - 5/16" BEAD - NOT INCLUDED IN ASSEMBLY |
| 5 002282-01-000 | FT  | WEATHER STRIP-WINDOW, RUBBER - .125" - BLACK          |
| 008199-01-000   | EA  | LABEL-EXIT, "ESCAPE WINDOW"                           |
| 047731-01-000   | EA  | LABEL-EMERGENCY EXIT                                  |

TABLE OF CONTENTS

|              |             |
|--------------|-------------|
| INTRODUCTION | A-01 - A-04 |
| WCF22EC      | A-05 - D-14 |
| WCF27EU      | D-15 - H-14 |

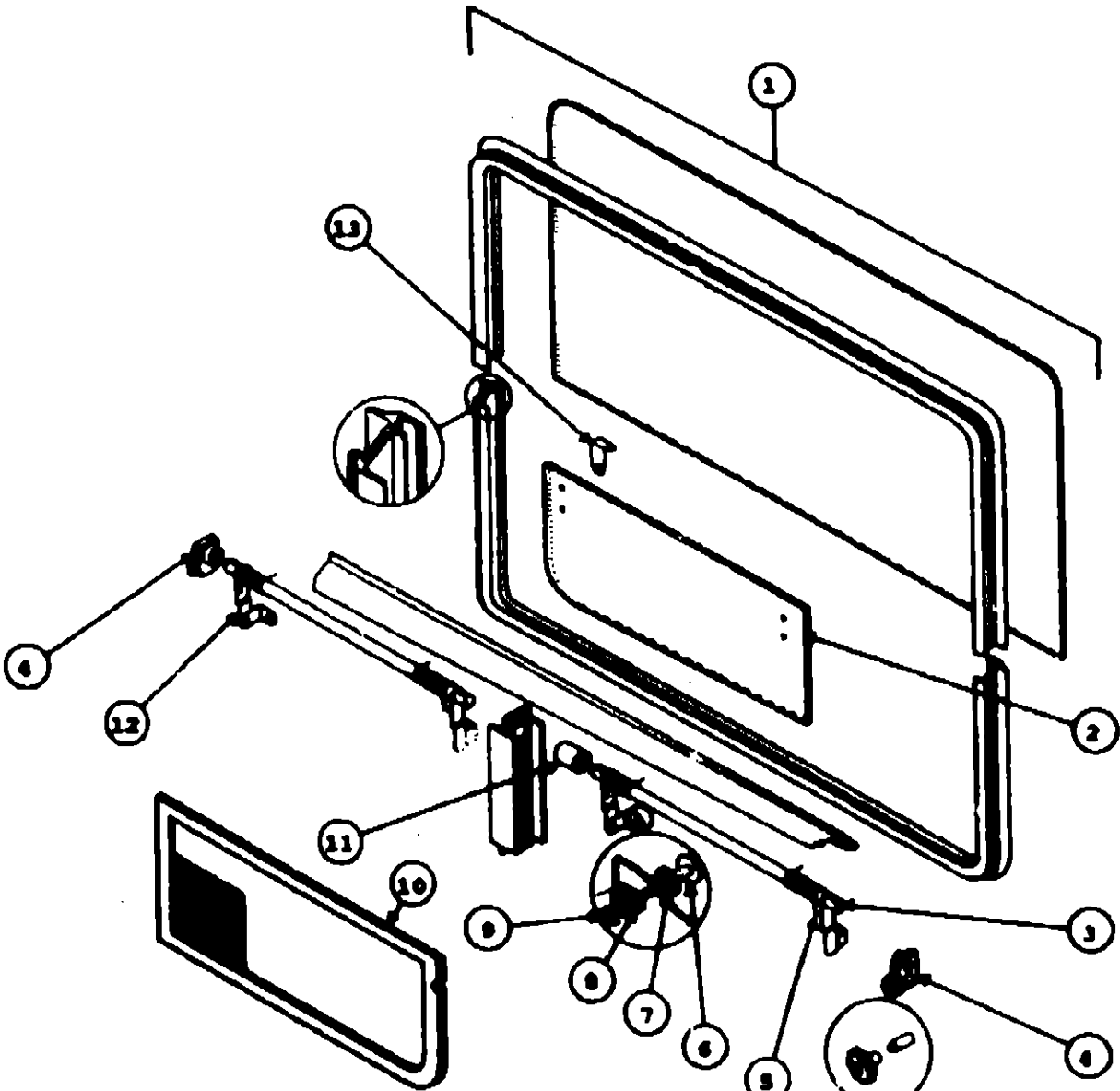
1980 WCF27EU INDEX

|                                |             |
|--------------------------------|-------------|
| FLOOR PLAN                     | D15 - D-16  |
| ACCESSORIES                    | D-17 - D-20 |
| BATH                           | D-21 - D-24 |
| BEDROOM                        | E-01 - E-02 |
| CHASSIS                        | E-03 - E-08 |
| CC & PAD                       | E-07 - E-14 |
| DINETTE                        | E-15 - E-16 |
| DRIVERS                        | E-17 - E-20 |
| ELECTRICAL                     | E-21 - F-02 |
| EXTERIOR BODY                  | F-03 - F-09 |
| GALLEY                         | F-10 - F-16 |
| HEATING & A/C                  | F-17 - F-23 |
| INTERIOR FINISH                | F-24 - G-01 |
| LABEL                          | G-02        |
| LP                             | G-03        |
| LOUNGE                         | G-04 - G-06 |
| SEALANTS & FASTENERS           | G-07 - G-08 |
| WATER & SEWAGE                 | G-09 - G-12 |
| WINDOW, VENT AND EXTERIOR DOOR | G-13 - H-14 |



PASSENGER SIDE SINGLE SLIDER WINDOW  
FROM: 00-00-00 THRU: 10-01-00

| KEY PART NUMBER | U/M | DESCRIPTION  |
|-----------------|-----|--|
| 1 078206-09-X11 | EA  | WINDOW-SINGLE SLIDING, PASSENGER SIDE - W/O INSIDE FRAME - 24.3" X 41.1" |
| 083122-24-000   | EA  | FRAME-INSIDE WINDOW, BEIGE   |
| 081980-09-000   | EA  | GLASS-SLIDING, 24" X 20"   |
| 002324-02-000   | FT  | CHANNEL-WEATHERSTRIP, GLASS RUN - U-SHAPED                               |
| 002329-01-000   | EA  | BLOCK-WINDOW, 1/8" X 3/16" X 1"  |
| 088840-08-000   | FT  | SEALER RIBBON - 5/16" BEAD X 15'   |
| 002309-02-000   | FT  | SPLINE-GLASS, 1/8 DIAMETER - BLACK                                       |
| 088888-03-003   | EA  | HOLDER-VERTICAL GLASS, EXTERIOR W/SEAL - 23.19" - BLACK                  |
| 088888-03-001   | EA  | HOLDER-GLASS, EXTERIOR W/O SEAL - 192" - BLACK                           |
| 084088-02-000   | FT  | SEAL-EXTERIOR GLASS TO FRAME, BLACK                                      |
| 273740-01-000   | FT  | SEAL-FIN, .46" PILE HEIGHT - GRAY  |
| 200039-08-16T   | EA  | SCREW-SF/DR, 6-20 X 1 PPH - BLACK  |
| 083828-02-001   | EA  | MULLION - WINDOW, BLACK - 192"   |
| 002298-02-000   | FT  | SPLINE-VENT/WINDOW SCREEN, .128 DIAMETER - BLACK                         |
| 002292-02-000   | SF  | SCREENING-WINDOW, 20" WIDE - CHARCOAL                                    |
| 023320-01-000   | EA  | PAD-FELT, 3/8" DIAMETER - BROWN  |
| 081984-09-000   | EA  | GLASS-STATIONARY, 24" X 22.5"  |
| 047389-01-700   | EA  | LATCH KIT-WINDOW, W/SCREWS - PLASTIC - BLACK                             |



PASSENGER SIDE TIPOUT WINDOW  
FROM: 10-03-00 THRU: 00-00-00

| KEY PART NUMBER | U/M | DESCRIPTION  |
|-----------------|-----|--|
| 1 082235-07-Y12 | EA  | WINDOW-TIPOUT, W/O INSIDE FRAME - 24.3" X 40.3"<br>GLASS IS NOT AVAILABLE SEPARATELY<br>MUST ORDER ENTIRE ASSEMBLY |
| 080883-11-01A   | EA  | FRAME-WINDOW, RETAINING INSIDE - BLACK   |
| 000G39-08-16T   | EA  | SCREW-SF/DR, 6-20 X 1 PPH - BLACK  |
| 084088-17-000   | EA  | GLASS - TIPOUT - 9.2" X 40"  |
| 083150-12-000   | EA  | TUBE-TORQUE, TIPOUT WINDOW   |
| 036302-02-000   | EA  | OPERATOR-TORQUE, TIPOUT WINDOW   |
| 080918-01-000   | EA  | SPRING-TORQUE TUBE, REAR - DOUBLE TIPOUT WINDOW  |
| 080918-02-000   | EA  | SPRING-TORQUE TUBE, FRONT - DOUBLE TIPOUT WINDOW   |
| 088782-01-000   | EA  | T NUT 10-32  |
| 084473-01-000   | EA  | SEAL-RUBBER, TIPOUT WINDOW   |
| 084453-01-000   | EA  | WASHER-PLASTIC, .080X.50X.136  |
| 085315-01-000   | EA  | RIVET-SHOULDER, TIPOUT WINDOW  |
| 088783-01-000   | EA  | SCREW-MACH, 10 - 32 X 1/4 PTH  |
| 088827-03-000   | EA  | SEAL-WINDOW, RUBBER  |
| 080830-52-003   | EA  | FRAME-TIPOUT WINDOW, SCREEN - BLACK  |
| 002291-02-000   | SF  | SCREENING-ROOF VENT/WINDOW, 16" - BLACK  |
| 002298-02-000   | FT  | SPLINE-VENT/WINDOW SCREEN, .128 DIAMETER - BLACK   |
| 080914-01-000   | EA  | KEY CORNER, TIPOUT WINDOW  |
| 081354-21-000   | EA  | SLIDE-TORQUE TUBE, TIPOUT WINDOW   |
| 087581-01-000   | FT  | SEAL-WINDOW, EXTERIOR - VINYL - BLACK  |
| 097578-01-000   | EA  | LINKAGE-TIPOUT WINDOW  |
| 088813-01-000   | EA  | HINGE-TIPOUT WINDOW, BLACK   |

TABLE OF CONTENTS

|              |             |
|--------------|-------------|
| INTRODUCTION | A-01 - A-04 |
| WCF22EC      | A-05 - D-14 |
| WCF27EU      | D-15 - H-14 |

1900 WCF27EU INDEX

|                                |             |
|--------------------------------|-------------|
| FLOOR PLAN                     | D15 - D-16  |
| ACCESSORIES                    | D-17 - D-20 |
| BATH                           | D-21 - D-24 |
| BEDROOM                        | E-01 - E-02 |
| CHASSIS                        | E-03 - E-08 |
| C C & PAD                      | E-07 - E-14 |
| DINETTE                        | E-15 - E-16 |
| DRIVERS                        | E-17 - E-20 |
| ELECTRICAL                     | E-21 - F-02 |
| EXTERIOR BODY                  | F-03 - F-08 |
| GALLEY                         | F-10 - F-16 |
| HEATING & AC                   | F-17 - F-23 |
| INTERIOR FINISH                | F-24 - G-01 |
| LABEL                          | G-02        |
| LP                             | G-03        |
| LOUNGE                         | G-04 - G-08 |
| SEALANTS & FASTENERS           | G-07 - G-08 |
| WATER & SEWAGE                 | G-09 - G-12 |
| WINDOW, VENT AND EXTERIOR DOOR | G-13 - H-14 |

WINDOW, VENT & EXTERIOR DOOR GROUP (CONTINUED)

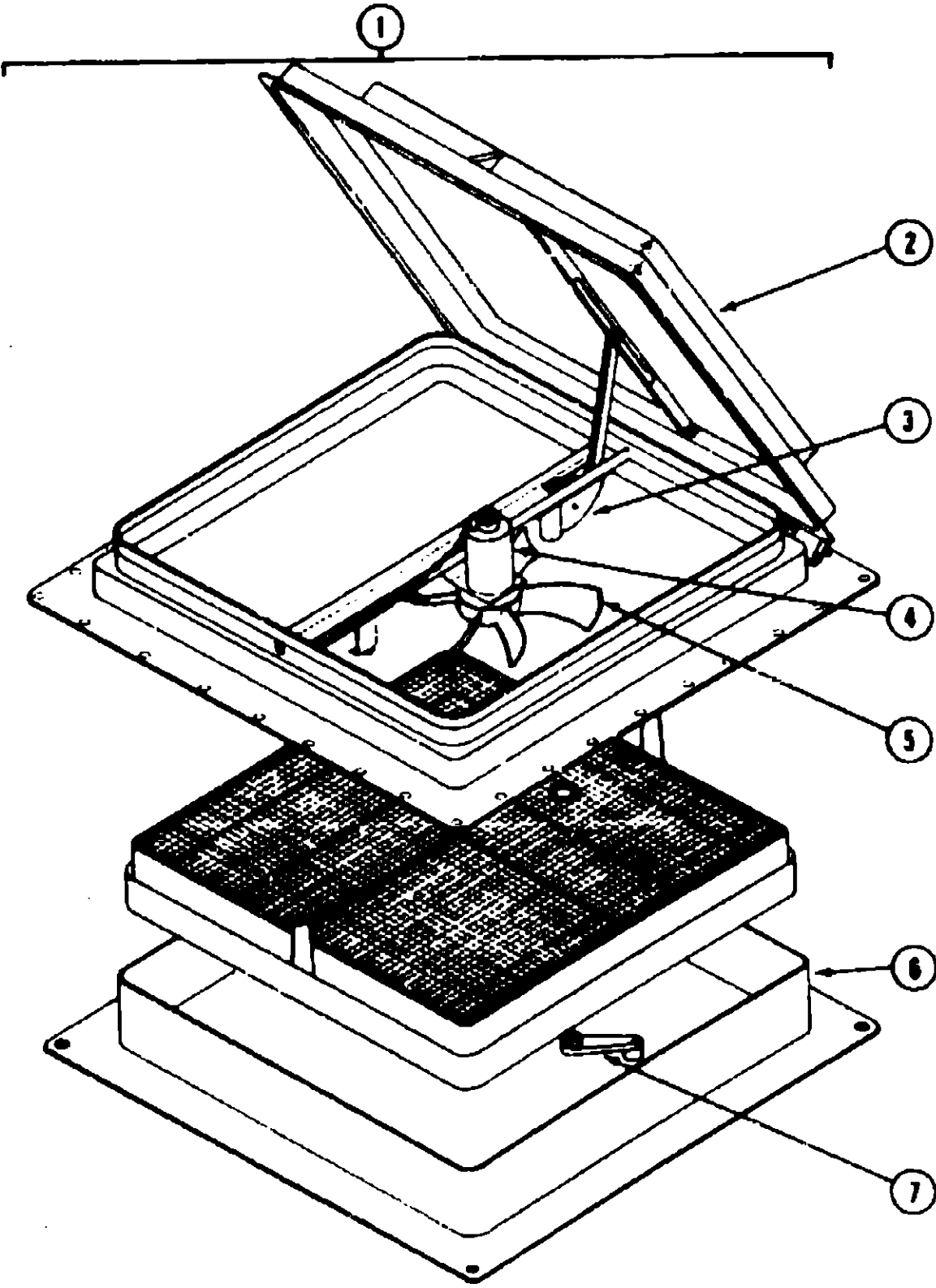
PASSENGER SLIDING WINDOW

| KEY PART NUMBER | U/M | DESCRIPTION  |
|-----------------|-----|--|
| 082057-01-U04   | EA  | WINDOW-PASSENGER, SLANTED SLIDER W/O INSIDE FRAME                                  |
| 082058-01-U04   | EA  | FRAME-WINDOW, INSIDE PASSENGER W/SCREEN - BEIGE<br>FROM: 00-00-00 THRU: 10-01-99   |
| 082467-01-000   | EA  | FRAME-WINDOW, INSIDE PASSENGER W/O SCREEN - BEIGE<br>FROM: 00-00-00 THRU: 10-01-99 |
| 082058-01-AB1   | EA  | FRAME-WINDOW, INSIDE PASSENGER W/SCREEN - BLACK<br>FROM: 10-02-99 THRU: 99-99-99   |
| 082467-03-000   | EA  | FRAME-WINDOW, INSIDE PASSENGER W/O SCREEN - BLACK<br>FROM: 10-02-99 THRU: 99-99-99 |
| 000038-08-181   | EA  | SCREW-SF/DR, 8-20 X 1. PPH - BLACK   |
| 002238-01-000   | EA  | BLOCK-WINDOW, 1/8" X 3/16" X 1"  |
| 002288-03-208   | EA  | HOLDER-GLASS, EXTERIOR VERTICAL - 27.125"  |
| 060218-02-000   | FT  | SPLINE-EXTERIOR GLASS, VINYL - .19" - BLACK  |
| 057858-08-000   | EA  | GLASS-WINDOW, STATIONARY - .19" X 28.11" X 27"                                     |
| 073740-01-000   | FT  | SEAL-FIN, 48" PILE HEIGHT - GRAY   |
| 081880-08-000   | EA  | GLASS-WINDOW, SLIDER - .19" X 28.11" X 14.88"                                      |
| 082488-01-000   | EA  | FRAME-WINDOW, PASSENGER SLANTED SLIDER - BLACK                                     |
| 084170-07-000   | EA  | MULLION-WINDOW, INTERIOR VERTICAL - 27.46" - BLACK                                 |
| 078384-01-000   | EA  | HOLDER-UPPER SCREEN, EXTRUDED PLASTIC - 9.5" - BLACK                               |
| 078385-01-000   | EA  | HOLDER-LOWER SCREEN, EXTRUDED PLASTIC - 9.5" - BLACK                               |
| 078574-01-T03   | EA  | SCREEN-WINDOW, PASSENGER SLANTED SLIDER  |
| 078887-02-000   | FT  | TAPE-PLASTIC FILM, .375 WIDE   |
| 078824-01-000   | FT  | SEAL-WINDOW, WEATHER - C/FOLD - .5"  |

POWERED ROOF VENT

| KEY PART NUMBER | U/M | DESCRIPTION  |
|-----------------|-----|--|
| 080883-01-Y12   | EA  | VENT-ROOF, POWERED W/O SCREEN                      |
| 008825-01-000   | EA  | WEATHER STRIP-ROOF VENT, GRAY                      |
| 008185-01-000   | EA  | SWITCH-ROOF VENT, PUSH BUTTON, 12V                 |
| 008440-01-000   | EA  | GEAR/ARM-VENT COVER, LIFT                          |
| 065218-01-000   | EA  | COVER - VENT, ROOF                                 |
| 018811-01-000   | EA  | TRACK-LIFT ARM, SLIDE - ROOF VENT                  |
| 048848-01-000   | EA  | MOTOR-ROOF VENT, 1/8 SHAFT - 12V                   |
| 048848-01-000   | EA  | FAN-ROOF VENT, 8 BLADES - 6"                       |
| 052838-01-001   | EA  | HINGE-VENT COVER, 182"                             |
| 081803-01-000   | EA  | GROMMET-SNAP, 3/16 ID - 3/8 HOLE - PLASTIC - BLACK |
| 008438-01-000   | EA  | CRANK HANDLE-ROOF VENT                             |
| 008438-03-000   | EA  | EXTENSION-CRANK HANDLE, ROOF VENT - .3"            |
| 078785-01-Y12   | EA  | SCREEN-ROOF VENT, POWERED                          |
| 002281-02-000   | SF  | SCREENING-ROOF VENT/WINDOW, 16" - BLACK            |
| 002788-02-000   | FT  | SPLINE-VENT/WINDOW SCREEN, .128 DIAMETER - BLACK   |

WINDOW, VENT & EXTERIOR DOOR GROUP (CONTINUED)



CANADIAN EXPORT

| KEY PART NUMBER | U/M | DESCRIPTION                                     |
|-----------------|-----|---|
| 1 084489-08-000 | EA  | VENT-ROOF, POWERED - 14" X 14" - 12V - CANADIAN |
| 2 084489-03-702 | EA  | LID-VENT WHITE                                  |
| 3 084489-03-708 | EA  | LIFT MECHANISM                                  |
| 4 048848-01-000 | EA  | MOTOR-ROOF VENT, 1/8 SHAFT - 12V                |
| 5 048848-01-000 | EA  | FAN-ROOF VENT, 8 BLADES - 6"                    |
| 6 084489-03-705 | EA  | GARNISH, VENT 2.5 IN. WIDE                      |
| 7 008438-01-000 | EA  | CRANK HANDLE-ROOF VENT                          |

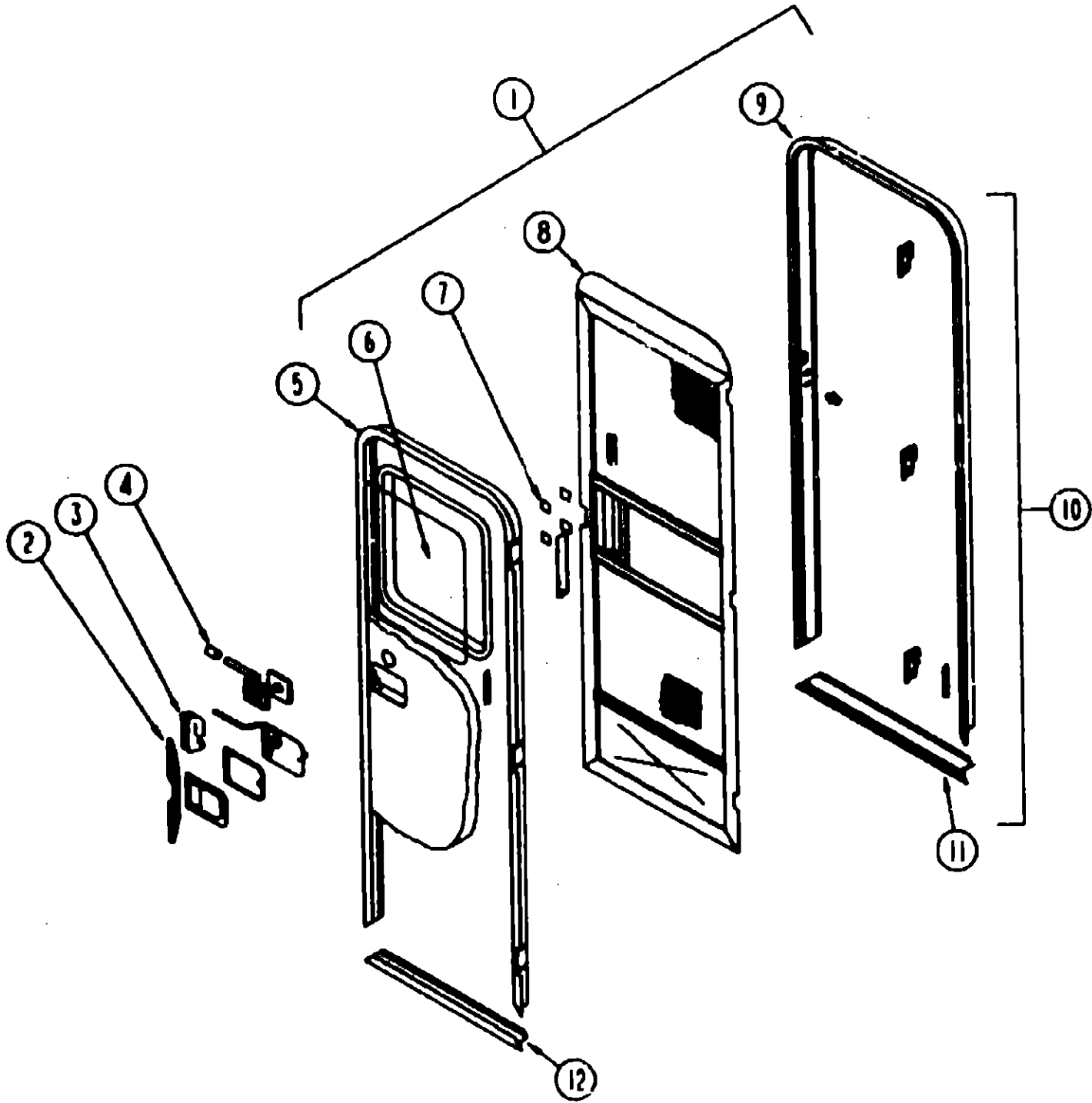
TABLE OF CONTENTS

|              |             |
|--------------|-------------|
| INTRODUCTION | A-01 - A-04 |
| WCF22EC      | A-05 - D-14 |
| WCF27EU      | D-15 - H-14 |

1999 WCF27EU INDEX

|                                |             |
|--------------------------------|-------------|
| FLOOR PLAN                     | D-15 - D-16 |
| ACCESSORIES                    | D-17 - D-20 |
| BATH                           | D-21 - D-24 |
| BEDROOM                        | E-01 - E-02 |
| CHASSIS                        | E-03 - E-08 |
| C.C. & PAD                     | E-07 - E-14 |
| DINETTE                        | E-15 - E-16 |
| DRIVERS                        | E-17 - E-20 |
| ELECTRICAL                     | E-21 - F-02 |
| EXTERIOR BODY                  | F-03 - F-09 |
| GALLEY                         | F-10 - F-16 |
| HEATING & AC                   | F-17 - F-23 |
| INTERIOR FINISH                | F-24 - G-01 |
| LABEL                          | G-02        |
| LP                             | G-03        |
| LOUNGE                         | G-04 - G-08 |
| SEALANTS & FASTENERS           | G-07 - G-08 |
| WATER & SEWAGE                 | G-09 - G-12 |
| WINDOW, VENT AND EXTERIOR DOOR | G-13 - H-14 |

WINDOW, VENT & EXTERIOR DOOR GROUP ( CONTINUED)



| KEY PART NUMBER |  | U/M  | DESCRIPTION   |
|-----------------|--|--|---|
| 1               | M01870-24-AA8  | EA   | DOOR-ENTRY, W/SCREEN DOOR & JAMB - W/O DECALS<br>FROM: 00-00-00 THRU: 10-01-89  |
| 1               | M01870-34-A98  | EA   | DOOR-ENTRY W/SCREEN DOOR & JAMB W/O PANELS<br>FROM: 10-02-89 THRU: 99-99-99   |
| 2               | 075739-02-000<br>068272-61-000   | EA<br>SF   | STIFFENER-ENTRY DOOR, SUPPORTS LATCH/STRIKE AREA - BEIGE<br>PANELING-DECORATIVE, PLAIN - 4' X 7' - INC. OF 28 SF<br>FROM: 00-00-00 THRU: 10-01-89   |
|                 | 068272-68-000  | SF   | PANELING-DECORATIVE, W/TEAR DROPS-4' X 7'-INC. OF 28 SF<br>FROM: 10-02-89 THRU: 99-99-99  |
| 3               | 045017-10-000<br>045017-08-700<br>045017-01-701<br>058748-01-000<br>058025-02-000<br>058806-01-000<br>063729-04-000<br>072893-01-000<br>008016-01-000  | EA<br>EA<br>EA<br>EA<br>EA<br>EA<br>EA<br>EA<br>EA   | LATCH-PADDLE, MECHANISM W/LOCK CYLINDER & KEY - BLACK<br>LOCK CYLINDER & KEY- SET OF THREE<br>KEY BLANK - ONE ONLY<br>PLUG-CAP, 1" DIAMETER<br>CLIP-ROLLER LATCH CATCH<br>PLUG-TAPERED, FOR DEADBOLT - PLASTIC - .68" DIAMETER - RED<br>RIVNUT- 10-32UNF .010-.080<br>NUTSERT-M5 X 0.8<br>CATCH-ELBOW, SPRING LOADED - SCREEN DOOR CATCH  |
| 4               | 030984-01-000<br>040944-01-000<br>075671-01-000<br>075673-01-000   | EA<br>EA<br>FT<br>FT   | CAP-ROUND DEADBOLT, VINYL - .25" ID X .62" LONG - BLACK<br>LABEL-ENTRANCE DOOR, OPEN<br>SEAL-SPONGE, LAZY T SHAPE - WEATHERSTRIP ON ENTRY DOOR<br>SEAL-PILE, ADHESIVE BACK  |
| 5               | 085278-01-02A  | EA   | FRAME-ENTRY DOOR, W/O BOTTOM - BEIGE  |
| 6               | 079733-07-AA8<br>002181-07-000<br>060216-02-000  | EA<br>EA<br>FT   | WINDOW-ENTRY DOOR, 17' X 25' - FROSTED GLASS<br>GLASS-WINDOW, .182" X 18.25" X 24" - FROSTED<br>SEAL-WINDOW, EXTERIOR - VINYL - BLACK<br>FROM: 00-00-00 THRU: 01-07-90  |
|                 | 087581-01-000  | FT   | SEAL-WINDOW, EXTERIOR - VINYL - BLACK<br>FROM: 01-08-90 THRU: 00-00-00  |
|                 | 067809-03-000  | EA   | FRAME-INSIDE PICTURE WINDOW - BEIGE<br>FROM: 00-00-00 THRU: 10-01-89  |
|                 | 067809-27-000  | EA   | FRAME-INSIDE PICTURE WINDOW - BLACK<br>FROM: 10-02-89 THRU: 99-99-99  |
| 7               | 085774-01-000  | FT   | FASTENER-DUAL HOOK, 1" WIDE - ADHESIVE BACK - BLACK   |
| 7               | 085774-02-000  | FT   | FASTENER-DUAL LOOP, 1" WIDE - ADHESIVE BACK - BLACK   |
|                 | 038540-01-000  | EA   | LATCH MECHANISM-ENTRY DOOR, INTERIOR  |
|                 | 038538-01-000  | EA   | STRIKE-ENTRANCE DOOR LOCK   |
|                 | 038715-01-000  | EA   | NUT-SERT, 1/4" DIAMETER - 20 THREADS  |
|                 | 038738-01-000  | EA   | DEADBOLT-ROUND, J-SHAPED - INTERIOR USE ONLY  |
|                 | 038800-03-000  | FT   | TUBING-POLYBUTYLENE, 3/8" OD  |
|                 | 038879-03-000  | EA   | COVER-INTERIOR LATCH, W/TRIP ARM - BLACK  |
| 8               | 079012-01-T03<br>002289-02-000<br>002294-01-000<br>002748-01-000<br>009018-01-000<br>016454-01-000<br>001014-01-013<br>050712-05-000<br>078552-03-000<br>078586-01-000<br>078777-01-000<br>079088-01-000<br>079087-01-000<br>075839-01-000<br>044582-01-000<br>079381-05-000 | EA<br>SF<br>FT<br>EA<br>EA<br>EA<br>EA<br>EA<br>EA<br>EA<br>EA<br>EA<br>EA<br>EA<br>EA<br>EA<br>EA<br>EA | DOOR-SCREEN<br>SCREENING- 28" - CHARCOAL<br>SPUNE-SCREENING, .135" X .138" - BLACK<br>CORNER KEY-DOOR<br>CATCH-SCREEN DOOR ROLLER<br>INSERT-SCREEN DOOR, CENTER - LEATHER GRAIN ALUMINUM - BEIGE<br>INSERT-CENTER, .024" X 10.25" X 16.31" - UNPAINTED ALUMINUM<br>HANDLE-SCREEN DOOR, UNPAINTED<br>KICK PANEL-SCREEN DOOR, LOWER INSERT - UNPAINTED<br>TOP PLATE-SCREEN DOOR, CURVED TOP - 4.7" X 25.35"<br>CHANNEL-SLIDE, SCREEN DOOR CENTER SLIDER COVER<br>COVER-SLIDER, SCREEN DOOR<br>STRIKE-SLIDER COVER, W/LIP FOR ELBOW CATCH - 8.6" X 1.45"<br>GARNISH-RADIUS, ENTRY DOOR<br>CAP-DRIP, ENTRY DOOR, ALUMINUM, BEIGE<br>HINGE-ENTRANCE DOOR, UNPAINTED<br>FROM: 00-00-00 THRU: 10-01-89 |
|                 | 087724-01-01A  | EA   | HINGE-ENTRY DOOR, BEIGE<br>FROM: 10-02-89 THRU: 99-99-99  |
|                 | 081087-01-000  | EA   | SEAL-LOCK, FLAT W/SLIT - ONE SIDE ADHESIVE - BLACK  |
| 9               | 085278-01-01A  | EA   | JAMB-ENTRY DOOR, W/O BOTTOM - UNPAINTED   |
| 10              | 085277-02-02A  | EA   | JAMB-ENTRY DOOR, W/BOTTOM & ROLLER CATCH STRIKER - BEIGE  |
| 11              | 051049-01-000  | EA   | JAMB BOTTOM-ENTRY DOOR, BEIGE   |
| 12              | 089748-02-000<br>080340-01-000<br>081088-03-000<br>079207-01-000<br>100126-01-000  | EA<br>FT<br>FT<br>EA<br>FT   | FRAME-BOTTOM ENTRY DOOR, BEIGE<br>SEAL-FOAM, CLOSED CELL - 1/4" X 1/2" X 50'<br>TAPE-ADHESIVE, .04" X 1" WIDE<br>STRIKER-ROLLER CATCH, WELDED TO DOOR JAMB - 4" X 1.15"<br>SEAL - SCREEN DOOR<br>FROM: 02-05-90 THRU: 99-99-99  |

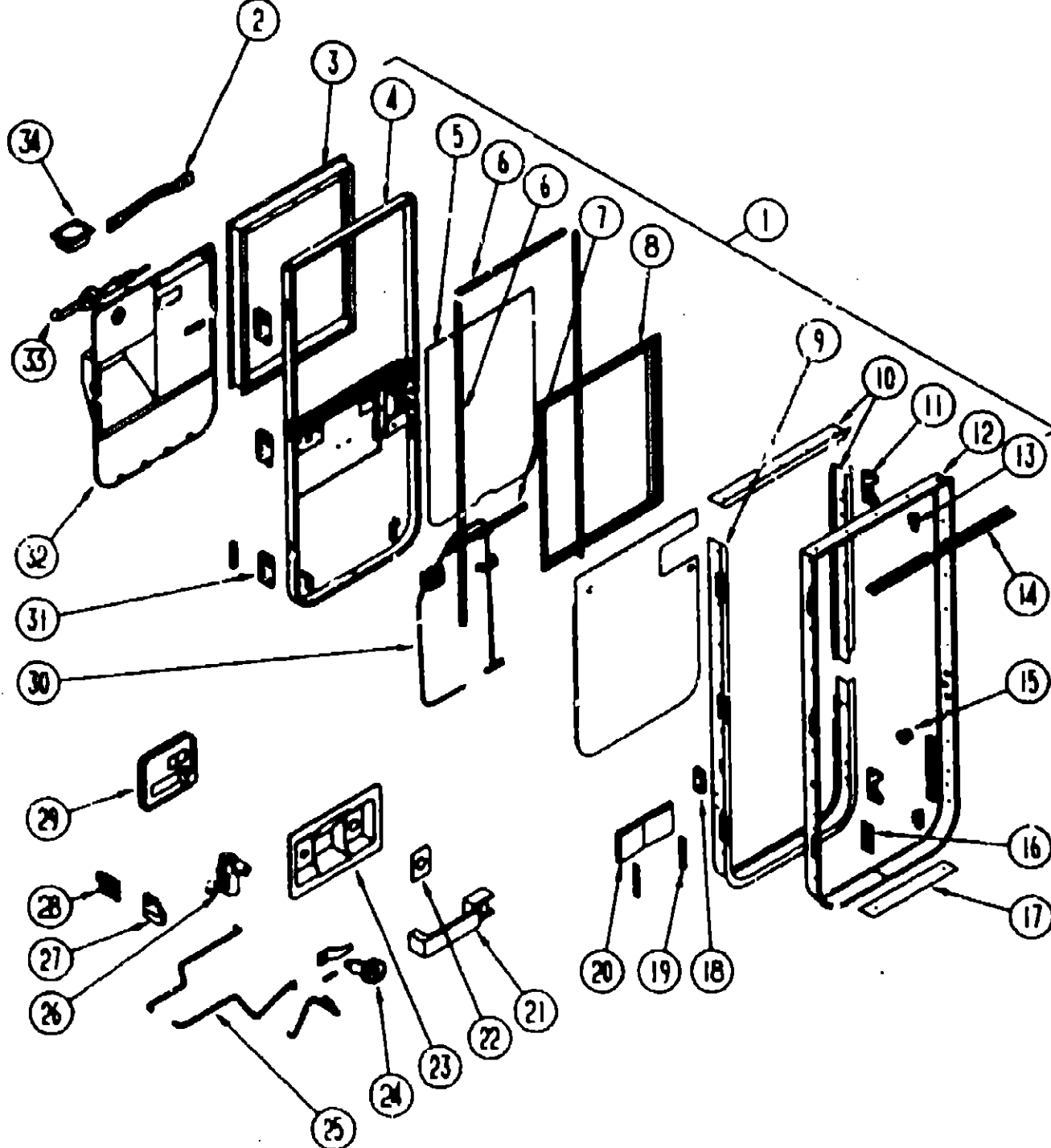
TABLE OF CONTENTS

|              |             |
|--------------|-------------|
| INTRODUCTION | A-01 - A-04 |
| WCF22EC      | A-05 - D-14 |
| WCF27EU      | D-15 - H-14 |

1990 WCF27EU INDEX

|                                |             |
|--------------------------------|-------------|
| FLOOR PLAN                     | D15 - D-16  |
| ACCESSORIES                    | D-17 - D-20 |
| BATH                           | D-21 - D-24 |
| BEDROOM                        | E-01 - E-02 |
| CHASSIS                        | E-03 - E-06 |
| C C & PAD                      | E-07 - E-14 |
| DINETTE                        | E-15 - E-16 |
| DRIVERS                        | E-17 - E-20 |
| ELECTRICAL                     | E-21 - F-02 |
| EXTERIOR BODY                  | F-03 - F-08 |
| GALLEY                         | F-10 - F-16 |
| HEATING & A/C                  | F-17 - F-23 |
| INTERIOR FINISH                | F-24 - G-01 |
| LABEL                          | G-02        |
| LP                             | G-03        |
| LOUNGE                         | G-04 - G-06 |
| SEALANTS & FASTENERS           | G-07 - G-08 |
| WATER & SEWAGE                 | G-09 - G-12 |
| WINDOW, VENT AND EXTERIOR DOOR | G-13 - H-14 |

WINDOW, VENT & EXTERIOR DOOR GROUP ( CONTINUED)



DOOR-DRIVER, W/ROLL UP WINDOW (OPT 83U)

| KEY PART NUMBER  | U/M | DESCRIPTION   |
|------------------|-----|---|
| 1 M02202-02-AA8  | EA  | DOOR ASM-DRIVER, CRANK UP WINDOW - W/O JAMB<br>FROM: 00-00-00 THRU: 02-14-90              |
| 1 M02202-04-AA8  | EA  | DOOR ASM-DRIVER, CRANK UP WINDOW - W/O JAMB<br>FROM: 02-15-90 THRU: 99-99-99              |
| 2 081400-04-000  | EA  | STRAP-ASSIST, 12" - BLACK W/WOODGRAIN SCREW COVERS  |
| 3 083729-01-000  | EA  | RIVNUT, 1/4 X 20 UNC - .030-.125  |
| 3 082234-02-000  | EA  | FRAME ASM-WINDOW, INNER - BEIGE<br>FROM: 00-00-00 THRU: 10-01-89                          |
| 3 082234-03-000  | EA  | FRAME ASM-WINDOW, INNER - BLACK<br>FROM: 10-02-89 THRU: 99-99-99                          |
| 3 082150-02-000  | EA  | SEAL-SPONGE, BLACK - DOOR FRAME MOUNTED - 15 FOOT LENGTH<br>FROM: 00-00-00 THRU: 10-01-89 |
| 4 085007-03-000  | EA  | FRAME-DRIVER DOOR, FRONT & LOWER EDGE - ALUMINUM - BEIGE                                  |
| 4 088284-01-000  | EA  | SPRING-COMPRESSION, .44" LONG X .36" OD   |
| 5 081488-01-000  | EA  | GLASS-CRANK UP, DRIVER DOOR   |
| 5 081500-02-000  | EA  | SUPPORT TUBE-DRIVER DOOR FRAME, STEEL   |
| 6 081910-01-000  | EA  | CHANNEL-DRIVER DOOR WINDOW, W/POLYPROPYLENE PILE  |
| 6 081912-01-000  | EA  | WEATHERSTRIP-RIGID, BLACK   |
| 7 082472-01-000  | EA  | U CHANNEL-GLASS RETAINER, 2 HOLE - 16" LONG - MILL  |
| 8 082233-02-000  | EA  | FRAME ASM - WINDOW - OUTER - BLACK  |
| 9 085007-03-000  | EA  | FRAME - DRIVERS DOOR - FRONT & LOWER - BEIGE  |
| 10 082243-02-000 | EA  | FRAME-DRIVER DOOR, REAR & UPPER EDGE - ALUMINUM - BEIGE                                   |

WINDOW, VENT & EXTERIOR DOOR GROUP ( CONTINUED)

DOOR-DRIVER, W/ROLL UP WINDOW (OPT 83U) (CONTINUED)

| KEY PART NUMBER  | U/M | DESCRIPTION  |
|------------------|-----|--|
| 11 084465-01-000 | EA  | BLOCK - DOOR STOP - JAMB   |
| 12 081881-04-000 | EA  | JAMB - DRIVER'S DOOR - STEEL   |
| 12 M02684-02-000 | EA  | JAMB ASM-DRIVER DOOR, BEIGE - W/SEAL<br>FROM: 00-00-00 THRU: 01-20-90    |
| 12 M02684-11-000 | EA  | JAMB ASM-DRIVER DOOR, BEIGE - W/SEAL<br>FROM: 01-21-90 THRU: 99-99-99    |
| 13 082243-01-000 | EA  | BLOCK - DOOR STOP - DOOR   |
| 13 R77006-13-46C | EA  | CAP-INNER WINDOW CRANK<br>FROM: 00-00-00 THRU: 10-01-89                  |
| 14 064184-01-000 | EA  | CAP-DRIP, DRIVER DOOR  |
| 14 088270-01-000 | FT  | SEAL-BULB, EPDM RUBBER   |
| 14 088052-01-000 | FT  | CORE-SEAL, BULB SUPPORT - 11 MM DIA                                      |
| 14 083551-01-000 | FT  | SEAL-LAZY T & D SHAPE, SPONGE RUBBER - BLACK - JAMB MOUNTED              |
| 15 058808-03-000 | EA  | PLUG-TAPERED, PLASTIC - RED<br>FROM: 10-02-89 THRU: 99-99-99             |
| 16 075722-01-000 | EA  | BLOCK-SWITCH SPACER<br>FROM: 00-00-00 THRU: 08-22-89                     |
| 16 041250-01-000 | EA  | SWITCH-PUSH BUTTON, DOME LIGHT - CHROME                                  |
| 16 083729-01-000 | EA  | RIVNUT, 1/4 X 20 UNC - .030-.125   |
| 17 082229-01-000 | EA  | THRESHOLD-DRIVER DOOR, ALUMINUM - BEIGE<br>FROM: 00-00-00 THRU: 01-27-90 |
| 17 090840-01-01A | EA  | THRESHOLD-DRIVER DOOR, REAR - BLACK<br>FROM: 01-28-90 THRU: 99-99-99     |
| 17 090841-01-01A | EA  | THRESHOLD-DRIVER DOOR, FRONT - BLACK<br>FROM: 01-28-90 THRU: 99-99-99    |
| 18 084465-01-000 | EA  | BLOCK-ALIGNMENT, DOOR MOUNTED- PLASTIC - BLACK                           |
| 19 084219-01-000 | EA  | RETAINER-CHECK STRAP, DRIVER DOOR  |
| 20 084580-03-000 | EA  | CHECK STRAP-DRIVER DOOR, BLACK   |
| 21 R77040-01-538 | EA  | HANDLE - EXTERIOR DRIVERS DOOR   |
| 22 R77007-05-374 | EA  | GASKET SEAL - DRIVERS DOOR HANDLE  |
| 23 082107-02-000 | EA  | INSET - DRIVERS DOOR HANDLE - EXTERIOR - BEIGE                           |
| 24 083223-01-000 | EA  | LOCK ASM-KEY TYPE, W/2 KEYS  |
| 24 083223-01-700 | EA  | KEY-BLANK  |
| 24 083911-01-000 | EA  | CAM-LOCK, DRIVER DOOR  |
| 25 078542-04-000 | EA  | ROD-LATCH CONTROL, DRIVERS DOOR  |
| 25 073110-03-000 | EA  | ROD-LOCK CONTROL, DRIVERS DOOR   |
| 25 081903-01-000 | EA  | SHAFT-MOUNTING, KNOB(CONNECTS KNOB TO SLIDE BOLT)                        |
| 26 073303-03-000 | EA  | LATCH ASM-INNER, DRIVER DOOR - MODIFIED                                  |
| 27 082238-01-000 | EA  | COVER-STRIKER, DRIVER'S DOOR - ABS - BEIGE                               |
| 28 R77013-48-165 | EA  | STRIKER - DRIVERS DOOR   |
| 28 078322-02-000 | FT  | TAPE-FOAM, DOUBLE COATED - .045" X 1" - INC. OF 108 FT                   |
| 28 081485-01-000 | EA  | SUPPORT ASM-STRIKE, DRIVER DOOR  |
| 28 073118-01-000 | EA  | RETAINER-ATTACHMENT PLATE - PART OF 081485-01-000                        |
| 28 073119-01-000 | EA  | ATTACHMENT PLATE-STRIKER - PART OF 081485-01-000                         |
| 29 081905-02-000 | EA  | KNOB-SLIDE BOLT, BLACK   |
| 29 081908-01-000 | EA  | SLIDE BOLT-DRIVER DOOR   |
| 30 081907-02-000 | EA  | REGULATOR ASM-DRIVER DOOR WINDOW   |
| 30 081908-01-000 | EA  | SCREW-MACH 8-32X.82 W/WYLOCK   |
| 31 083903-01-000 | EA  | HINGE ASM-DRIVER DOOR, BEIGE - 3 PER DOOR                                |
| 31 083731-01-000 | EA  | CAP-PUSH ON, ZINC - STYLE PW   |
| 32 082471-02-000 | EA  | TRIM PANEL-DRIVER DOOR, INTERIOR - ABS - BEIGE                           |
| 33 R77013-48-560 | EA  | WINDOW CRANK, GLASS LIFT<br>FROM: 00-00-00 THRU: 10-01-89                |
| 33 R77013-49-533 | EA  | COVER,NUT WINDOW CRANK<br>FROM: 00-00-00 THRU: 10-01-89                  |
| 33 084575-01-000 | EA  | WINDOW CRANK, GLASS LIFT<br>FROM: 10-02-89 THRU: 99-99-99                |
| 34 048886-03-000 | EA  | ASHTRAY-CHROME, W/COVER  |
| 34 081487-01-000 | EA  | HOUSING-SLIDE BOLT, STEEL  |
| 34 048485-04-000 | EA  | SCREW, 10-18 X 1 PTH W/WASHER - BEIGE                                    |
| 34 038885-01-000 | EA  | TAPE-BUTYL, .31" X .31" X 148" LONG                                      |
| 34 082242-02-000 | EA  | LINER-STEP BOX, DRIVER DOOR - ABS - BEIGE                                |
| 34 084347-01-000 | EA  | SHIM-HINGE, DRIVER DOOR  |
| 34 083886-06-000 | EA  | ASSIST HANDLE-DRIVER DOOR, FRONT - BEIGE                                 |
| 34 083886-08-000 | EA  | ASSIST HANDLE-DRIVER DOOR, REAR - BEIGE                                  |
| 34 079561-01-000 | EA  | SHIM-STRIKE, DRIVER DOOR - 16 GAUGE                                      |
| 34 079561-02-000 | EA  | SHIM-STRIKE, DRIVER DOOR - 22 GAUGE                                      |
| 34 088938-03-000 | EA  | BEARING-.36" ID, SNAP IN   |
| 34 003977-08-000 | EA  | STEP ASM-DRIVER DOOR, BLACK  |

TABLE OF CONTENTS

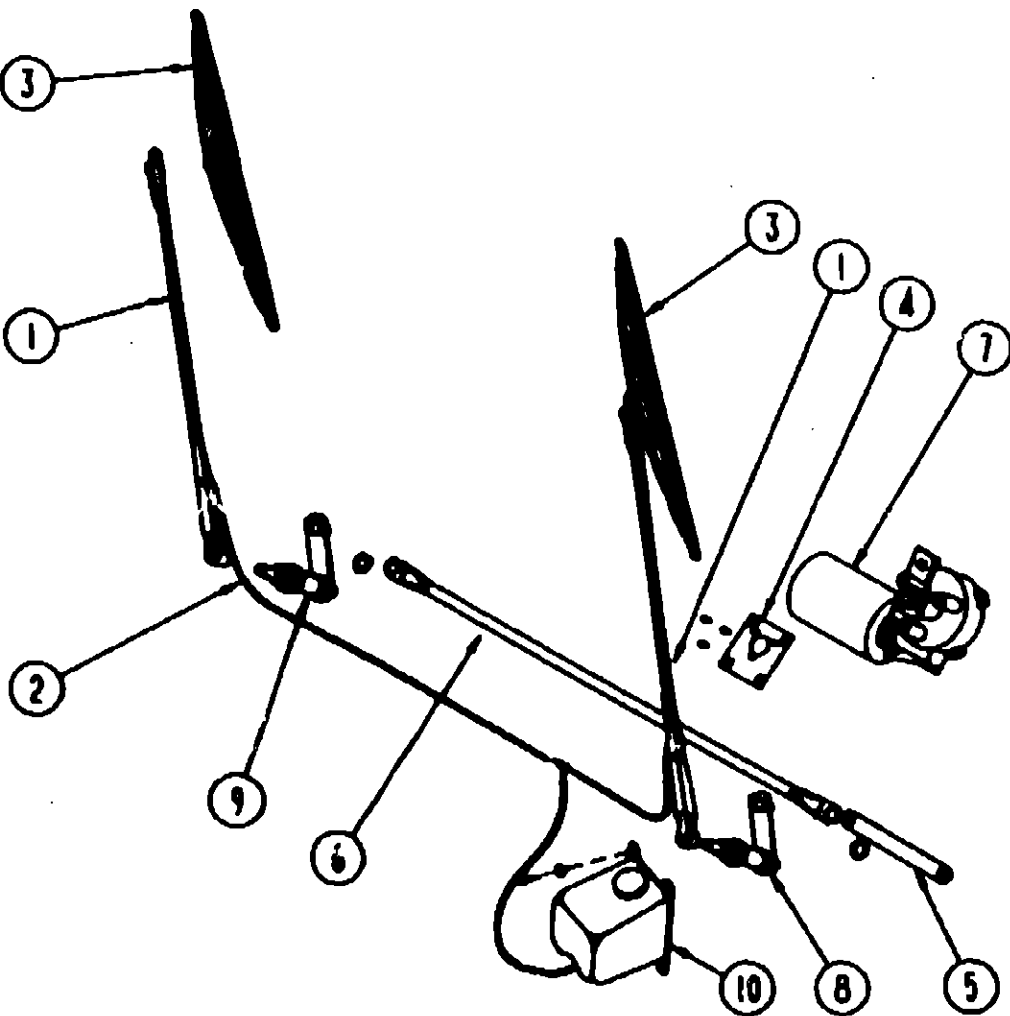
|              |             |
|--------------|-------------|
| INTRODUCTION | A-01 - A-04 |
| WCF22EC      | A-05 - D-14 |
| WCF27EU      | D-15 - H-14 |

1980 WCF27EU INDEX

|                                |             |
|--------------------------------|-------------|
| FLOOR PLAN                     | D15 - D-16  |
| ACCESSORIES                    | D-17 - D-20 |
| BATH                           | D-21 - D-24 |
| BEDROOM                        | E-01 - E-02 |
| CHASSIS                        | E-03 - E-08 |
| C & FAD                        | E-07 - E-14 |
| DINETTE                        | E-15 - E-16 |
| DRIVERS                        | E-17 - E-20 |
| ELECTRICAL                     | E-21 - F-02 |
| EXTERIOR BODY                  | F-03 - F-08 |
| GALLEY                         | F-10 - F-16 |
| HEATING & A/C                  | F-17 - F-23 |
| INTERIOR FINISH                | F-24 - G-01 |
| LABEL                          | G-02        |
| LP                             | G-03        |
| LOUNGE                         | G-04 - G-08 |
| SEALANTS & FASTENERS           | G-07 - G-08 |
| WATER & SEWAGE                 | G-09 - G-12 |
| WINDOW, VENT AND EXTERIOR DOOR | G-13 - H-14 |



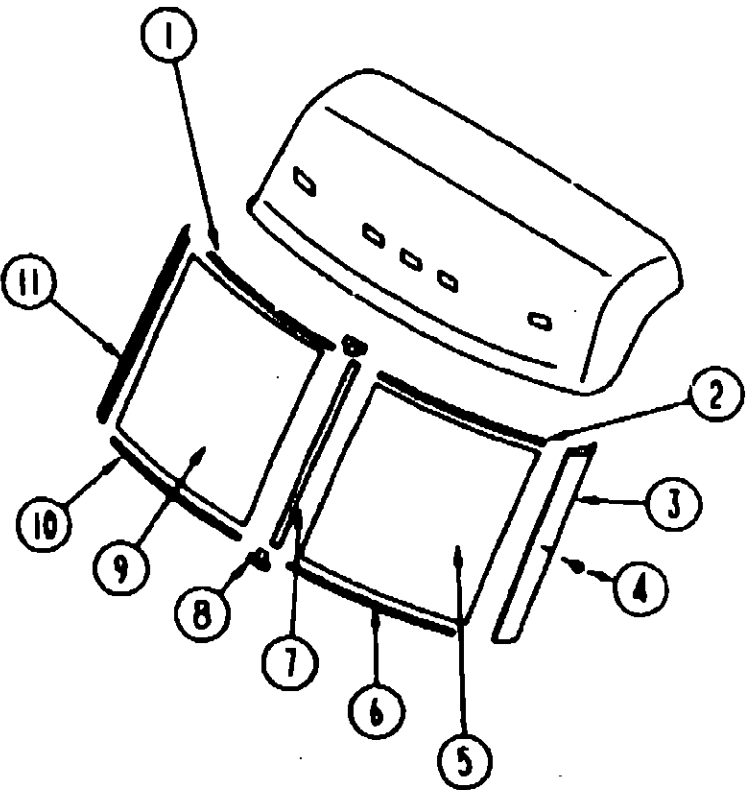
WINDOW, VENT & EXTERIOR DOOR GROUP ( CONTINUED)



WIPER COMPONENTS

| KEY PART NUMBER  | U/M | DESCRIPTION   |                               |
|------------------|-----|---|-------------------------------|
| 1 057853-01-000  | EA  | ARM-WIPER, 18"                                      | FROM: 00-00-00 THRU: 11-02-89 |
| 1 088831-01-000  | EA  | ARM-WIPER, 20"                                      | FROM: 11-03-89 THRU: 99-99-99 |
| 2 088831-01-700  | FT  | HOSE - WIPER TO BLADES                              |                               |
| 3 049464-03-000  | EA  | BLADE-WIPER, WINDSHIELD - 20"                       | FROM: 00-00-00 THRU: 11-02-89 |
| 049464-03-700    | EA  | REFILL-BLADE,WINDSHIELD WIPER - 20"                 | FROM: 11-03-89 THRU: 99-99-99 |
| 3 086884-01-000  | EA  | BLADE-WIPER, 24"                                    |                               |
| 4 083671-01-000  | EA  | SUPPORT-WIPER MOTOR                                 |                               |
| 6 087182-01-000  | EA  | LINK-DRIVER CONNECTING, W/BLACK BUSHING - 37.85"    |                               |
| 6 087182-02-000  | EA  | LINK-PASSENGER CONNECTING, W/BLACK BUSHING - 43.57" |                               |
| 7 088380-01-000  | EA  | MOTOR-WIPER   |                               |
| 8 088504-01-000  | EA  | PIVOT SHAFT-DRIVER                                  |                               |
| 9 088505-02-000  | EA  | PIVOT SHAFT-PASSENGER                               |                               |
| 088528-01-000    | EA  | SCREW-HEX, 1/4 - 28 UNF                             |                               |
| 10 058000-02-000 | EA  | WASHER-WINDSHIELD, BOTTLE & PUMP                    |                               |
| 058000-01-700    | FT  | VACUUM HOSE 7/84 - 5/32                             |                               |
| 041791-01-000    | FT  | SEAL-VINYL, FLEX U-CHANNEL                          |                               |

WINDOW, VENT & EXTERIOR DOOR GROUP ( CONTINUED)



WINDSHIELDS, TRIMS & MOLDINGS

| KEY PART NUMBER  | U/M | DESCRIPTION   |
|------------------|-----|---|
| 1 077944-01-000  | EA  | REVEAL MOLDING-UPPER WINDSHIELD, PASSENGER            |
| 2 077944-01-000  | EA  | REVEAL MOLDING-UPPER WINDSHIELD, DRIVER               |
| 3 079225-02-000  | EA  | TRIM POST-WINDSHIELD, DRIVERS - METAL - BLACK         |
| 4 034141-02-000  | EA  | PLUG-HOLE, 3/8" - NYLON - BLACK                       |
| 5 077875-02-000  | EA  | GLASS-DRIVER WINDSHIELD                               |
| 6 077945-02-000  | EA  | REVEAL MOLDING-LOWER WINDSHIELD, DRIVER               |
| 7 078878-02-000  | EA  | REVEAL MOLDING-WINDSHIELD CENTER - 29.25"             |
| 8 077952-02-000  | EA  | CAP-REVEAL MOLDING, CENTER TOP AND BOTTOM WINDSHIELD  |
| 9 077875-01-000  | EA  | GLASS-PASSENGER WINDSHIELD                            |
| 10 077945-01-000 | EA  | REVEAL MOLDING-LOWER WINDSHIELD, PASSENGER            |
| 11 079225-01-000 | EA  | TRIM POST-WINDSHIELD, PASSENGER - METAL - BLACK       |
| 058291-01-000    | FT  | EDGE MOLDINGS-WINDSHIELD TO TRIM POST - VINYL - BLACK |
| 002328-02-000    | EA  | BLOCK-WINDSHIELD, .082" X .5" X .98"                  |

TABLE OF CONTENTS

|              |             |
|--------------|-------------|
| INTRODUCTION | A-01 - A-04 |
| WCF22EC      | A-05 - D-14 |
| WCF27EU      | D-15 - H-14 |

1980 WCF27EU INDEX

|                                |             |
|--------------------------------|-------------|
| FLOOR PLAN                     | D15 - D-16  |
| ACCESSORIES                    | D-17 - D-20 |
| BATH                           | D-21 - D-24 |
| BEDROOM                        | E-01 - E-02 |
| CHASSIS                        | E-03 - E-08 |
| C C & PAD                      | E-07 - E-14 |
| DINETTE                        | E-15 - E-16 |
| DRIVERS                        | E-17 - E-20 |
| ELECTRICAL                     | E-21 - F-02 |
| EXTERIOR BODY                  | F-03 - F-08 |
| GALLEY                         | F-10 - F-16 |
| HEATING & A/C                  | F-17 - F-23 |
| INTERIOR FINISH                | F-24 - G-01 |
| LABEL                          | G-02        |
| LP                             | G-03        |
| LOUNGE                         | G-04 - G-08 |
| SEALANTS & FASTENERS           | G-07 - G-08 |
| WATER & SEWAGE                 | G-09 - G-12 |
| WINDOW, VENT AND EXTERIOR DOOR | G-13 - H-14 |