


**1990 WINNEBAGO
TABLE OF CONTENTS**


INTRODUCTION	A-01 - A-02
ABBREVIATIONS	A-03
ALPHABETICAL/GROUP REFERENCE	A-04 - A-06
WT319RB	A-07 - C-16
WT320RC	C-17 - E-18
WC323RC	E-19 - I-02

**1990
WC323RC**

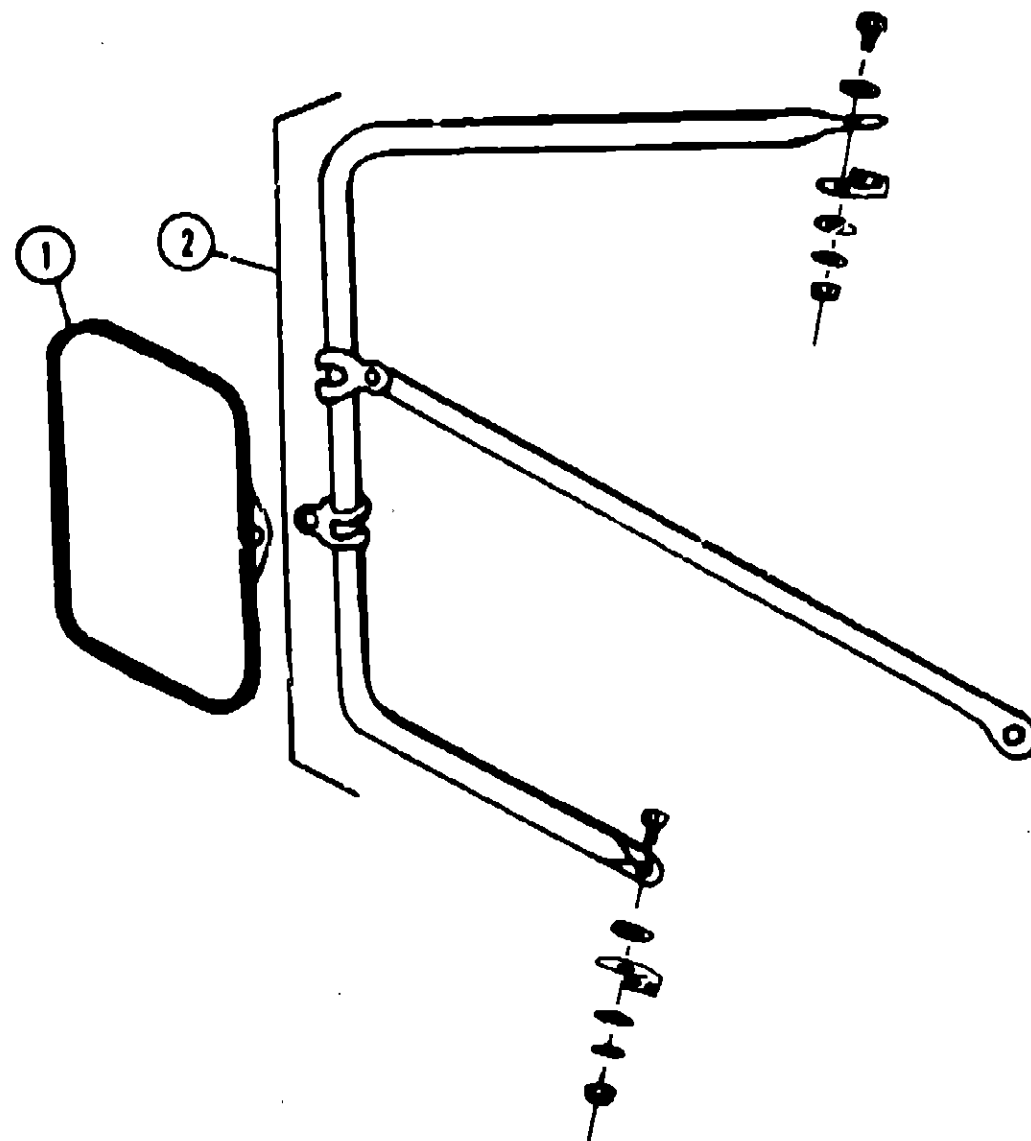


1990 WC323RC INDEX

Floor Plan	E-19 - E-20
Accessories Group	E-21 - E-24
Bath Group	F-01 - F-02
Bedroom Group	F-03
Chassis Group	F-04 - F-07
Curtain, Cushion & Pad Group	F-08 - F-16
Dinette Group	F-17 - F-18
Driver's Compartment Group	F-19 - F-24
Electrical Group	G-01 - G-03
Exterior Body Group	G-04 - G-06
Galley Group	G-09 - G-12
Heating & Air Conditioning Group	G-13 - G-15
Interior Finish Group	G-16 - G-18
Labels Group	G-19 - H-02
LP Group	H-03
Lounge Group	H-04
Sealants & Fasteners Group	H-05 - H-06
Water & Sewage Group	H-07 - H-08
Window, Vent & Exterior Door Group	H-09 - I-02



ACCESSORIES GROUP



EXTERIOR MIRRORS

Key	Part Number	U/M	Description
1	049347-01-000	EA	Mirror Head - 7 1/2" x 10 1/2" - Stainless Steel (Option L63W)
1	049347-02-000	EA	Mirror Head - 7 1/2" x 10 1/2" - Off White
2	062047-01-000	EA	Armi - West Coast Mirror - Stainless Steel
	008043-01-000	EA	Mirror - Convex - Adhesive Back

WHEEL COVER & MOUNTING HARDWARE

Key	Part Number	U/M	Description
	083181-01-000	EA	Wheel Cover - 16" (Set/4) (Ford)
	083181-01-700	EA	Wheel Cover - 16" (1) (Ford)
	083181-02-000	EA	Wheel Cover - 16.5 (Set/4) (Chevrolet)
	083181-02-700	EA	Wheel Cover - 16" (1) (Chevrolet)

ACCESSORIES GROUP (CONTINUED)

MISCELLANEOUS ACCESSORIES

Key	Part Number	U/M	Description
	054185-35-000	EA	Owner's Manual - 1990 - Winnebago & Itasca
	092318-01-000	EA	Binder - 3 Ring - Vendor Manual
	092319-01-000	EA	Page - Plastic Packet
	098084-05-000	EA	Cassette - Winnebago Warrior
	094499-01-000	EA	Fire Extinguisher - 1A 10BC (UL)
	094499-02-000	EA	Fire Extinguisher - 1A 10BC (CSA)
	094499-01-700	EA	Bracket - Mounting w/Plastic Strap - Fire Extinguisher
	072852-01-000	EA	Smoke Detector w/9 Volt Battery

TV ANTENNA (OPTION 193)

Key	Part Number	U/M	Description
	076319-13-000	EA	Antenna - TV Roof Mount - 44.5"
	076319-13-700	EA	Head - Antenna - Non-Amplified
	076319-01-701	EA	Gear - Elevating - Plastic
	076319-01-702	EA	Shaft Asm. - Elevating
	076319-01-703	EA	Bearing - Nylon - .5" OD
	076319-01-704	EA	Bearing - Nylon - 1.25" OD
	076319-01-705	EA	Grommet - Nylon - 7/8" ID
	076319-01-706	EA	Crank - Elevating w/Set Screw
	076319-01-707	EA	Spring - Handle
	076319-06-000	EA	Adaptor - Cable Roof Plate
	093252-01-01A	EA	Wallplate/Cable - Beige
	076319-11-000	EA	Adapter - Coax w/Splitter
	076319-03-000	FT	Cable - Coaxial - 1000' Roll
	076319-12-000	EA	Connector - Coaxial
	076319-04-000	EA	Connector w/Ferrule
	080734-02-000	EA	Clip - Wire Nylon

EXPORT GENERATORS (3.5KW) (OPTIONS 05A & 3831A)

Key	Part Number	U/M	Description
	081634-02-000	EA	Generator - Emerald - 3.5 kw
	100974-05-000	EA	Generator - Onan - 4.0kw
	008054-01-000	EA	Power Cord - 10-3 - 30 Amp. - 25'
	083208-01-000	EA	Converter - 40 Amp. w/Charger
	079654-05-000	EA	Exhaust Pipe - Generator
	081364-01-000	EA	Muffler - Generator - 3.5KW
	078045-01-000	EA	Strap - Support - Generator - 4 Hole
	084385-01-000	EA	Strap - Support - Generator - 2 Hole
	007067-01-000	SF	Insulation - Fiberglass - 1"
	079654-01-700	EA	Hinge Kit - Emerald Generator
	007063-01-000	FT	Hose - Gas - 1/4" ID x 1/2" OD
	007125-04-000	EA	Clamp - Muffler - 1.1" Dia.
	007181-01-000	EA	Clamp - Hose - Spring Type - 1/2"

• These are parts used from 3/12/90 on.

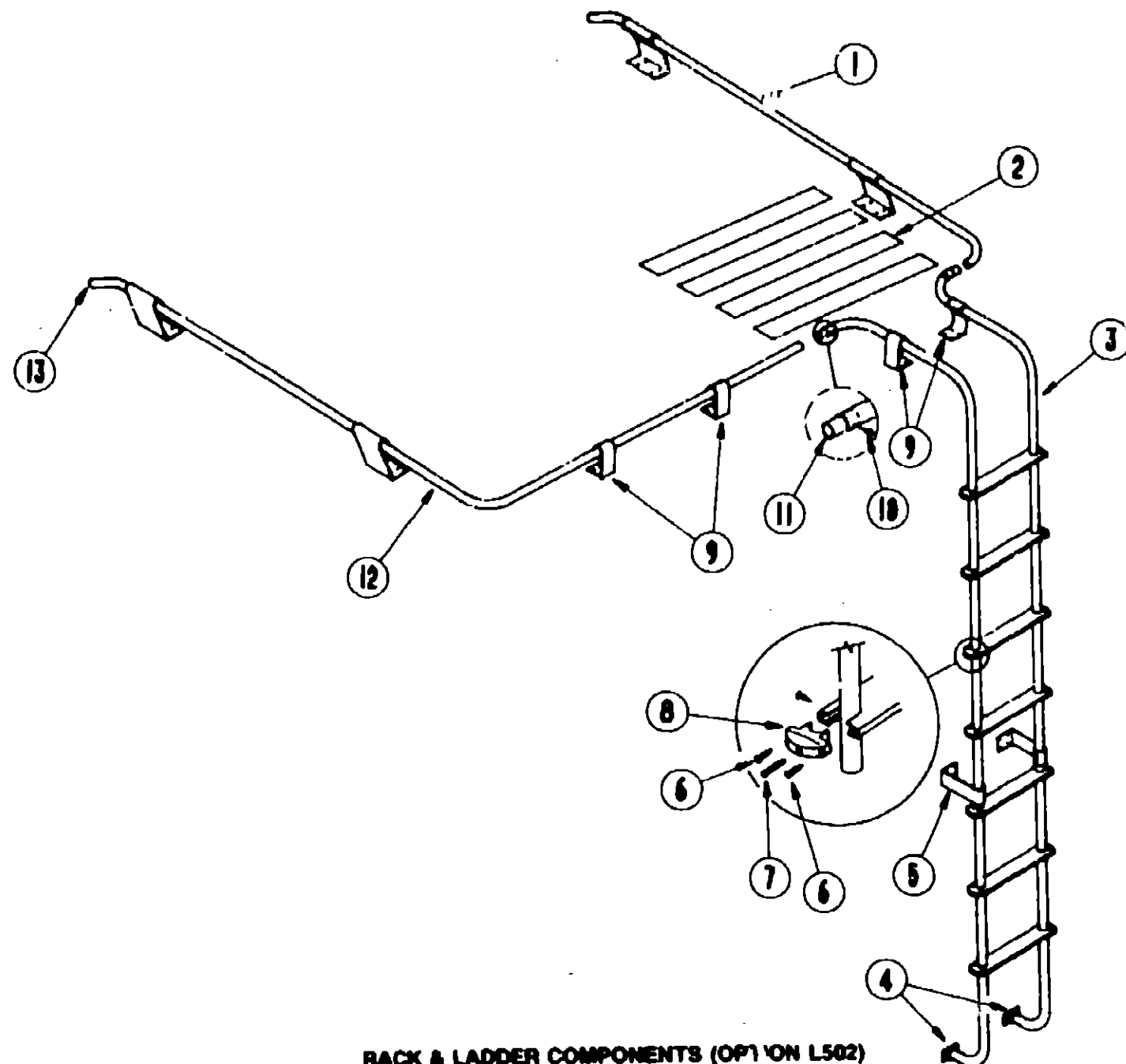
1990 WINNEBAGO TABLE OF CONTENTS

INTRODUCTION	A-01 - A-02
ABBREVIATIONS	A-03
ALPHABETICAL/GROUP REFERENCE	A-04 - A-06
WT319RB	A-07 - C-18
WT320RC	C-17 - E-18
WC323RC	E-19 - I-02

1990 WC323RC INDEX

Floor Plan	E-19 - E-20
Accessories Group	E-21 - E-24
Bath Group	F-01 - F-02
Bedroom Group	F-03
Chassis Group	F-04 - F-07
Curtain, Cushion & Pad Group	F-08 - F-16
Dinette Group	F-17 - F-18
Driver's Compartment Group	F-19 - F-24
Electrical Group	G-01 - G-03
Exterior Body Group	G-04 - G-08
Galley Group	G-09 - G-12
Heating & Air Conditioning Group	G-13 - G-15
Interior Finish Group	G-16 - G-18
Labels Group	G-19 - H-02
LP Group	H-03
Lounge Group	H-04
Sealants & Fasteners Group	H-05 - H-06
Water & Sewage Group	H-07 - H-08
Window, Vent & Exterior Door Group	H-09 - I-02

ACCESSORIES GROUP (CONTINUED)



RACK & LADDER COMPONENTS (OPTION L502)

Key	Part Number	U/M	Description
1	081026-01-T03	EA	Rack Asm. - Passenger Side w/2 Angled Standoff
2	038327-01-000	EA	Tape - Anti-Slip - 2" x 60"
3	081016-04-AA3	EA	Ladder
4	087185-01-000	EA	Mounting Bracket - Ladder - Lower
5	087125-01-000	EA	Standoff - Ladder - Bright Dipped - Lower
6	000G36-08-10T	EA	Screw - SF/DR - 8 - 20 x 5/8" PPH - black
7	000G88-10-36T	EA	Screw - 10 - 12 x 2.25" POH - Black
8	076880-02-000	EA	End Cap - Step - Black
9	080898-01-000	EA	Standoff - Rack & Ladder - Bright Dipped
9	081085-02-000	EA	Standoff - Rack & Ladder - Bright Dipped
10	000G36-08-08E	EA	Screw - SF/DR - 8 - 16 x 50 PPH
11	083801-51-002	EA	Splice
12	081026-02-T03	EA	Rack Asm. - Driver Side w/2 Angled & 2 Straight Standoff
13	081114-01-000	EA	Cap - Insert - Round - 1" Dia.

* These parts are used from 3/5/90 on.

ACCESSORIES GROUP (CONTINUED)

RADIO & RELATED COMPONENTS

Key	Part Number	U/M	Description
	090882-01-000	EA	Radio - AM/FM Stereo - w/Cassette
	007004-01-000	EA	Antenna - Radio - Cab Mount
	074979-01-000	EA	Speaker Cover Protector - Plastic
	089340-01-000	EA	Speaker - Grill - 6.50" - Square
	081082-01-000	EA	Plaque - Mounting Switch
	079385-02-000	EA	Radio Mounting Kit (Ford)
	091211-01-000	EA	Radio Mounting Kit (Chevrolet)
	094097-01-000	EA	Speaker - 5.25" - w/o Grille
	081059-02-000	EA	Wire Asm. - 9 Pin - Audiovox Radio

GENERATORS & COMPONENTS (OPTION L39E)

Key	Part Number	U/M	Description
	079854-08-000	EA	Generator - Emerald - 4.0 kw
	100974-03-000	EA	Generator - Emerald - 4.0 kw
	086252-01-000	EA	Exhaust Pipe - Generator - w/2 Bolt Hole Flange
	083152-04-000	EA	Exhaust Pipe - Generator
	083152-07-000	EA	Exhaust Pipe - Generator
	086494-01-000	EA	Bracket - Exhaust
	081364-03-000	EA	Muffler - Generator - Emerald
	007067-01-000	SF	Insulation - Fiberglass - 1"
	078045-01-000	EA	Strap - Support - Generator - 4 Hole
	084365-01-000	EA	Strap - Support - Generator - 2 Hole
	079854-01-700	EA	Hinge Kit - Emerald Generator
	007063-01-000	EA	Hose - Gas - 1/4" ID x 1/2" OD
	007125-03-000	EA	Clamp - Muffler - 1.1" Dia.
	007125-04-000	EA	Clamp - Muffler - 1.5" Dia.
	007161-01-000	EA	Clamp - Hose - Spring Type - 1/2"
	083208-01-000	EA	Converter - 40 Amp. w/Charger (CSA)
	008052-01-000	EA	Power Cord - 10-3 Wire - 30 Amp. - 25' (CSA)

* These parts are used from 4/9/90 on.

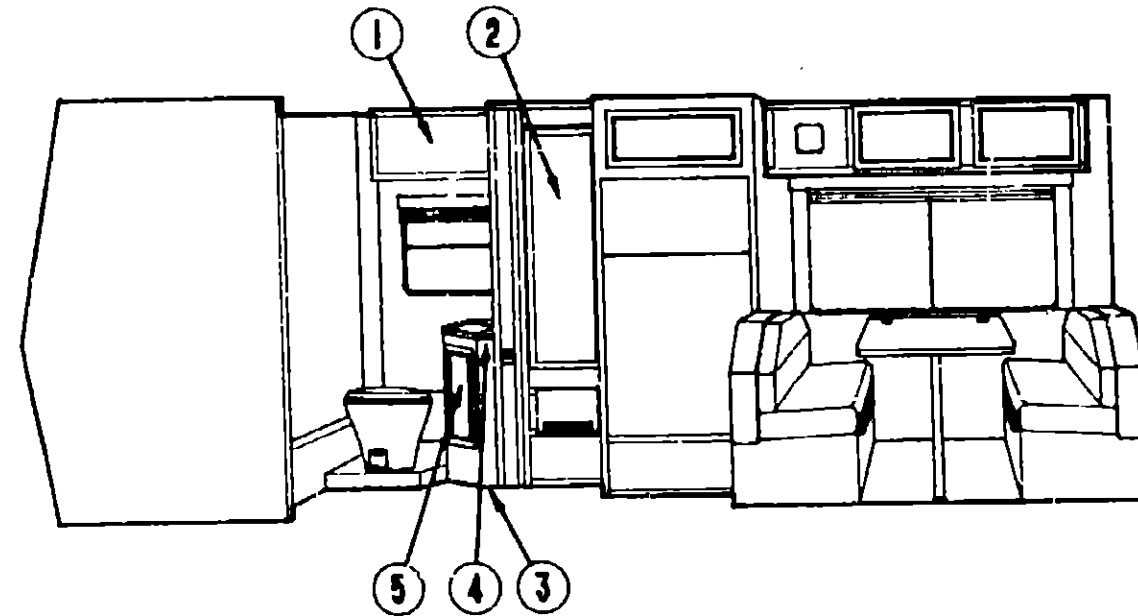
1990 WINNEBAGO TABLE OF CONTENTS

INTRODUCTION	A-01 - A-02
ABBREVIATIONS	A-03
ALPHABETICAL/GROUP REFERENCE	A-04 - A-08
WT319RB	A-07 - C-18
WT320RC	C-17 - E-18
WC323RC	E-19 - I-02

1990 WC323RC INDEX

Floor Plan	E-19 - E-20
Accessories Group	E-21 - E-24
Bath Group	F-01 - F-02
Bedroom Group	F-03
Chassis Group	F-04 - F-07
Curtain, Cushion & Pad Group	F-08 - F-16
Dinette Group	F-17 - F-18
Driver's Compartment Group	F-19 - F-24
Electrical Group	G-01 - G-03
Exterior Body Group	G-04 - G-08
Galley Group	G-09 - G-12
Heating & Air Conditioning Group	G-13 - G-15
Interior Finish Group	G-16 - G-18
Labels Group	G-19 - H-02
LP Group	H-03
Lounge Group	H-04
Sealants & Fasteners Group	H-05 - H-06
Water & Sewage Group	H-07 - H-08
Window, Vent & Exterior Door Group	H-09 - I-02

BATH GROUP



BATH & WARDROBE CABINETRY

Key	Part Number	U/M	Description
1	093446-06-AA3	EA	Door Asm. - Medicine Cabinet w/Mirror - w/o Hardware
	058331-32-000	EA	Mirror - Medicine Cabinet Door - 13.6" x 27.6"
	076073-01-000	EA	Cabinet Asm. - Medicine - Almond
	076073-01-700	EA	Travel Lock
	076387-01-000	EA	Bracket - Medicine Cabinet
2	M96652-17-AA3	EA	Door Asm. - Wardrobe Cabinet - 15.5" x 45.5" - w/o Hardware
*2	M96652-78-A93	EA	Door Asm. - Wardrobe Cabinet - 15.5" x 45.5" - w/o Hardware
3	M96832-01-AA3	EA	Cabinet Asm. - Lavatory - w/Countertop - w/o Doors or Hardware
3	M96832-01-AA4	EA	Cabinet Asm. - Lavatory - w/Countertop - w/o Doors or Hardware
4	096832-11-AA3	EA	Countertop Asm. - Lavatory Cabinet
4	096832-11-AA4	EA	Countertop Asm. - Lavatory Cabinet
5	M96652-42-AA3	EA	Door Asm. - Lavatory Cabinet - 12" x 25.9" - w/o Hardware
*5	M96652-42-A93	EA	Door Asm. - Lavatory Cabinet - 12" x 25.9" - w/o Hardware
	M02473-01-AA3	EA	Countertop Asm. - Pipe Cover
	M02473-01-AA4	EA	Countertop Asm. - Pipe Cover
	042488-08-000	EA	Door Asm. - Folding - Woven Wood - 75" x 50"
	066924-02-000	EA	Track - Folding Door - 28" - Off White
	042488-04-700	EA	Latch & Catch Asm. - Folding Door
	057534-07-000	EA	Tieback Asm. - Clear Plastic - 10"

* Parts used from 10/2/89 on.

BATH GROUP (CONTINUED)

BATH & WARDROBE HARDWARE

Key	Part Number	U/M	Description
	M02429-04-000	EA	Shower Pan Asm.
	075606-01-000	EA	Panel - Shower Faucet - Plastic - Back
	084481-09-000	EA	Shower Curtain - 71" x 34" - Vinyl
	091904-01-000	FT	Track - Shower Curtain - 8' - Beige
	075241-05-000	EA	Faucet - Shower - Bone
**	011048-02-000	EA	Shower Head - w/60" Hose (US)
	011048-05-000	EA	Shower Head - w/60" Hose (CSA)
	066440-01-000	EA	Strainer - Shower Pan Asm.
	066436-01-000	EA	Slip Nut - 1.5" Tailpiece - Shower Pan Asm.
	011069-03-000	EA	Tailpiece - 1.75" - Plastic - Shower Pan Asm.
	075240-06-000	EA	Faucet - Lavatory - Bone
	091253-01-000	EA	Gasket - Lavatory Faucet
	096927-01-01A	EA	Sink - Lavatory - Rectangular - Plastic - Bone (US)
	096927-01-700	EA	Sink - Stopper
	096927-01-701	EA	Tailpiece - Sink
	089366-01-000	EA	Sink - Oval - Ivory Plastic (CSA)
	089366-01-700	EA	Plug - C.O. - Ivory - 1 1/4 x 5 (CSA)
	067487-01-000	EA	Toilet - Thetford - Aqua Magic
	067487-01-700	EA	C.L.F.L. Seal & Bolt Package
	063740-01-710	EA	Link
	063740-01-711	EA	Spring - Return Lever
	063740-01-705	EA	Seat - Ivory - w/o Cover
	063740-01-700	EA	Lever - Water
	063740-01-701	EA	Lever - Flush
	063740-01-713	EA	Seal - Ball Valve to Bowl
	063740-01-714	EA	Valve Asm. - Water
	063740-01-707	EA	Seal - Closet Flange
	063740-01-706	EA	Bolt Package - Closet
	075452-02-000	EA	Tissue Holder - Brass
	075454-02-000	EA	Towel Ring - Bright Brass w/Mounting Hardware
	009099-01-000	EA	Clip - Mirror
	009112-01-000	EA	Flange - Clothes Rod - 1"
	041953-03-000	FT	Conduit - Convolute Slit - 1" ID (Clothes Rod Cover)
	042438-01-000	EA	Dowel - Wooden - 1" Dia. x 4' (Shirt Closet)
	042488-08-000	EA	Folding Door Asm. - Woven Wood - 75" x 50"
	042488-04-700	EA	Latch & Catch Asm. - Folding Door
	086924-02-000	EA	Track - Folding Door - 28" - Off White
	075603-01-000	EA	Threshold - Bath Door

** The illustrated parts breakdown for this item is provided on the Common Items Fiche.

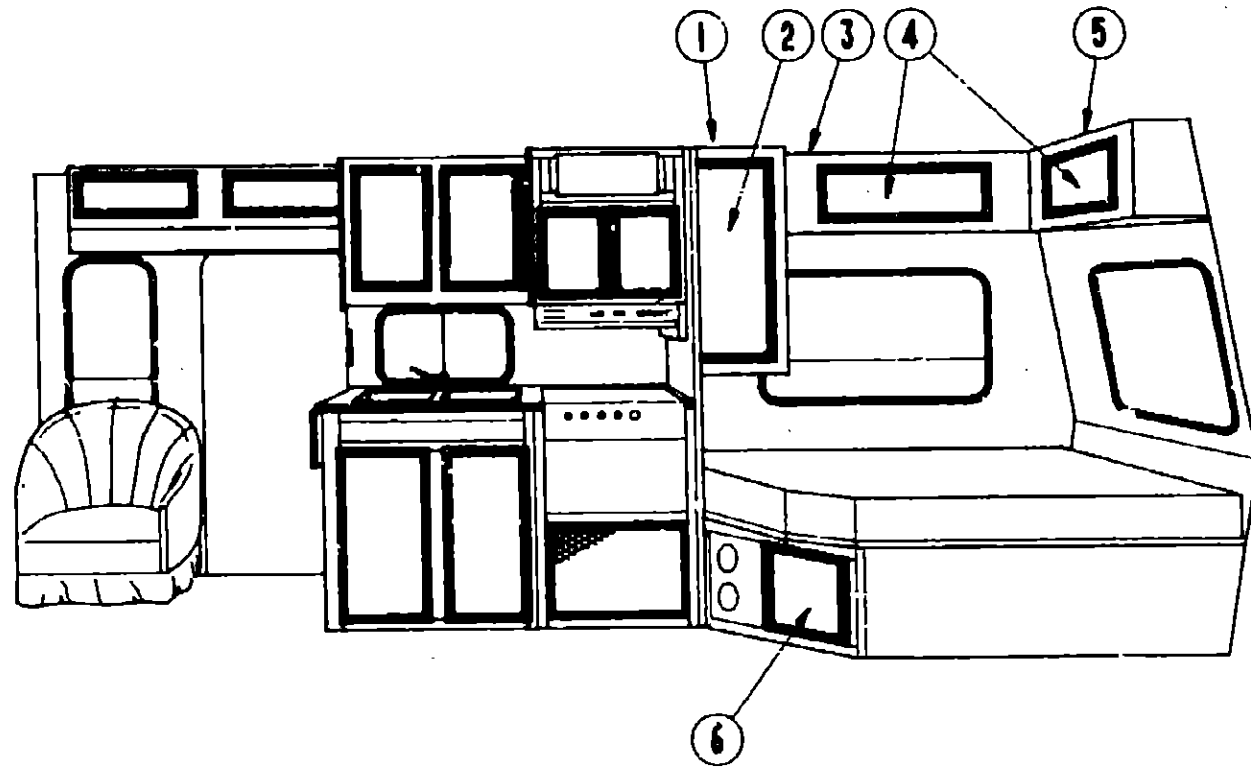
1990 WINNEBAGO TABLE OF CONTENTS

INTRODUCTION	A-01 - A-02
ABBREVIATIONS	A-03
ALPHABETICAL/GROUP REFERENCE	A-04 - A-06
WT319RB	A-07 - C-16
WT320RC	C-17 - E-18
WC323RC	E-19 - I-02

1990 WC323RC INDEX

Floor Plan	E-19 - E-20
Accessories Group	E-21 - E-24
Bath Group	F-01 - F-02
Bedroom Group	F-03
Chassis Group	F-04 - F-07
Curtain, Cushion & Pad Group	F-08 - F-16
Dinette Group	F-17 - F-18
Driver's Compartment Group	F-19 - F-24
Electrical Group	G-01 - G-03
Exterior Body Group	G-04 - G-08
Galley Group	G-09 - G-12
Heating & Air Conditioning Group	G-13 - G-15
Interior Finish Group	G-16 - G-18
Labels Group	G-19 - H-02
LP Group	H-03
Lounge Group	H-04
Sealants & Fasteners Group	H-05 - H-06
Water & Sewage Group	H-07 - H-08
Window, Vent & Exterior Door Group	H-09 - I-02

BEDROOM GROUP



BEDROOM CABINETRY

Key	Part Number	U/M	Description
1	096767-01-AA3	EA	Cabinet Asm. - Shirt Closet - w/o Doors or Hardware
2	M96652-40-AA3	EA	Door Asm. - Shirt Closet - 14" x 33" - w/o Hardware
*2	M96652-40-A93	EA	Door Asm. - Shirt Closet - 14" x 33" - w/o Hardware
3	M96709-01-AA3	EA	Cabinet Asm. - Passenger Overhead - w/o Door or Hardware
4	M96652-38-AA3	EA	Door Asm. - Overhead Cabinets - 14.3" x 33.5" - w/o Hardware
**4	M96652-38-A93	EA	Door Asm. - Overhead Cabinets - 14.3" x 33.5" - w/o Hardware
5	M96710-01-AA3	EA	Cabinet Asm. - Rear Overhead - w/o Door or Hardware
6	M96652-51-AA3	EA	Door Asm. - Double Bed Cabinet - 12" x 18.7" - w/o Hardware
**6	M96652-91-A93	EA	Door Asm. - Double Bed Cabinet - 12" x 18.7" - w/o Hardware
* These are parts used from 11/27/89 on.			
** These are parts used from 10/30/89 on.			

BEDROOM HARDWARE

Key	Part Number	U/M	Description
	041953-03-000	FT	Conduit - Convoluted Slit - 1" ID (Clothes Rod Cover)
	042438-01-000	EA	Dowel - Wood - Clothes Rod - 1" Dia. x 4'
	009112-01-000	EA	Flange - 1" Clothes Rod - Plastic - Off White
	089076-03-000	EA	H-Channel - Bed Support - Beige

CHASSIS GROUP

MISCELLANEOUS CHASSIS PARTS

Key	Part Number	U/M	Description
	051697-01-000	EA	Bracket - Battery Tie Down - 6.9"
†	065450-05-000	EA	Tiedown - Battery
	065450-02-000	EA	Tiedown - Battery
	010497-01-000	EA	Clamp - Closed - 5/8 ID
	007161-01-000	EA	Clamp - Hose - Spring Type 112
	062401-01-000	EA	Clamp - Hose - Wormgear - .22" ID - 1" ID
	062401-02-000	EA	Clamp - Hose - Wormgear - 1.56" - 2.5" ID
	062401-03-000	EA	Clamp - Hose - Wormgear - .25" ID - 1" ID
	062401-04-000	EA	Clamp - Hose - Wormgear - .69" ID - 1.25" ID
	062401-06-000	EA	Clamp - Hose - Wormgear - .22" ID - .62" ID
	023146-01-000	EA	Clamp - Screw Type - 4"
	096020-05-000	EA	Compartment Asm. - Storage - Driver Side - Front
	096020-04-000	EA	Compartment Asm. - Storage - Passenger Side - Center
	081403-01-000	EA	Compartment - Battery
	038577-01-000	EA	Compartment - Battery
	074889-01-000	EA	Tray - Battery
	074994-01-000	EA	Guide - Track - Battery Tray
	007063-01-000	FT	Hose - Gas - 1/4 ID x 1/2 OD
	007108-01-000	FT	Hose - Heater - 5/8 ID
	080208-02-000	EA	Leverage Bar - Lug Wrench (Chevrolet)
	080208-01-000	EA	Lug Wrench (Chevrolet)
	017516-01-000	EA	Mud Flap w/Holes - 14" x 18" - Black
	064089-01-000	EA	Splash Guard - Black Rubber
	045731-01-000	EA	Rock Guard
	072884-19-000	EA	Running Boards - Chevrolet - 27" (Option 66R)
	072884-20-000	EA	Running Boards - Ford - 40" (Option 66R)
	079384-05-000	EA	Running Boards - Right (Export) (Option 04C)
	079384-06-000	EA	Running Boards - Left (Export) (Option 04C)
	079384-11-000	EA	Hardware - Set - Running Board (Option 04C)
	094795-01-000	EA	Speedometer - Kilometer (CSA)
	077848-02-000	EA	Step Asm. - Pullout
	076241-01-000	EA	Support Asm. - Step
	096322-01-000	EA	Wheelwell - Plastic
	008343-01-000	EA	Wire Tie - 6"

† These parts are used from 7/17/89 on.

* These parts are used from 8/30/89 on.

NOTE: Remainder of exhaust components available from Chassis Service Center.

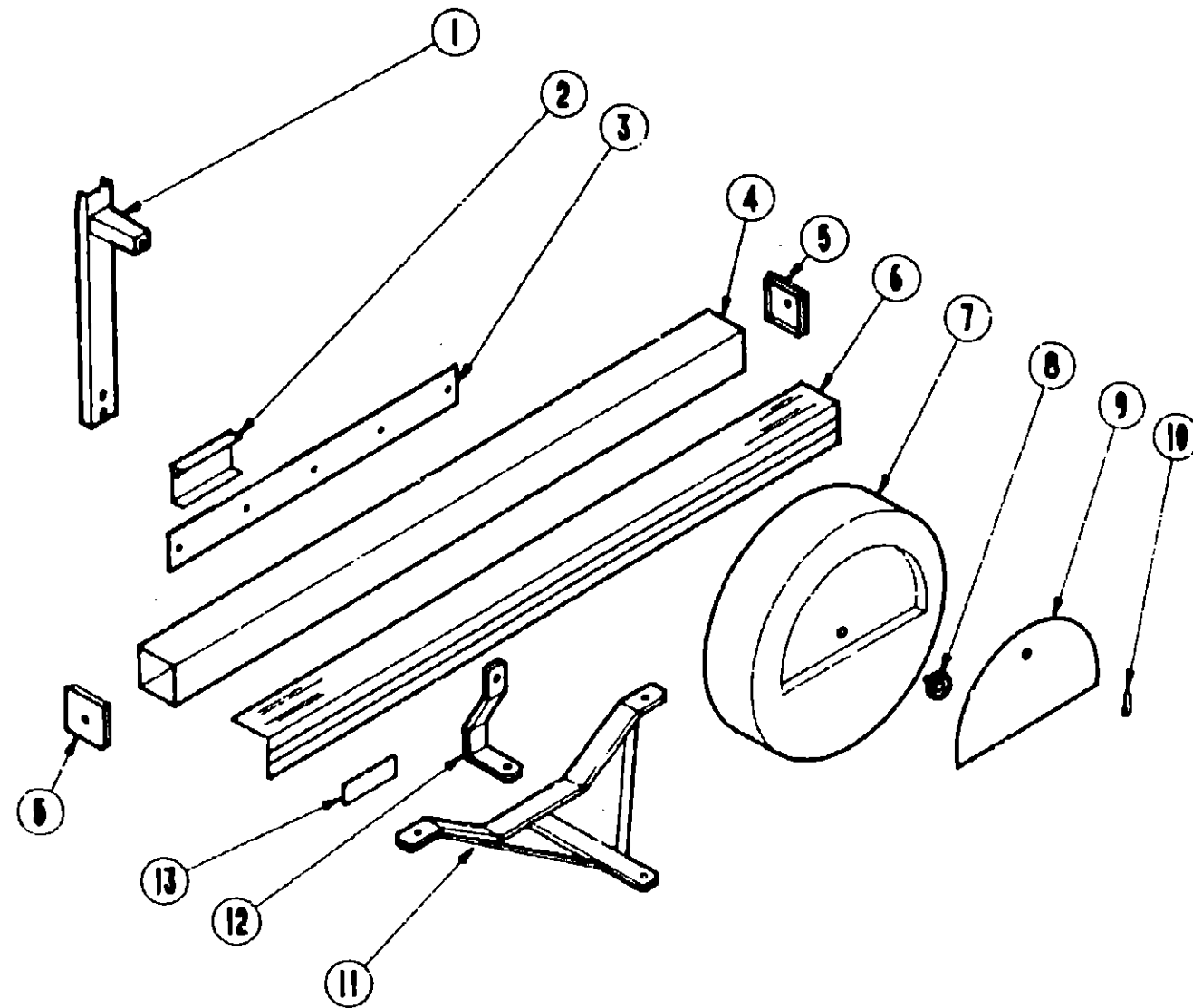
1990 WINNEBAGO TABLE OF CONTENTS

INTRODUCTION	A-01 - A-02
ABBREVIATIONS	A-03
ALPHABETICAL/GROUP REFERENCE	A-04 - A-06
WT319RB	A-07 - C-16
WT320RC	C-17 - E-18
WC323RC	E-19 - I-02

1990 WC323RC INDEX

Floor Plan	E-19 - E-20
Accessories Group	E-21 - E-24
Bath Group	F-01 - F-02
Bedroom Group	F-03
Chassis Group	F-04 - F-07
Curtain, Cushion & Pad Group	F-08 - F-16
Dinette Group	F-17 - F-18
Driver's Compartment Group	F-19 - F-24
Electrical Group	G-01 - G-03
Exterior Body Group	G-04 - G-08
Galley Group	G-09 - G-12
Heating & Air Conditioning Group	G-13 - G-15
Interior Finish Group	G-16 - G-18
Labels Group	G-19 - H-02
LP Group	H-03
Lounge Group	H-04
Sealants & Fasteners Group	H-05 - H-06
Water & Sewage Group	H-07 - H-08
Window, Vent & Exterior Door Group	H-09 - I-02

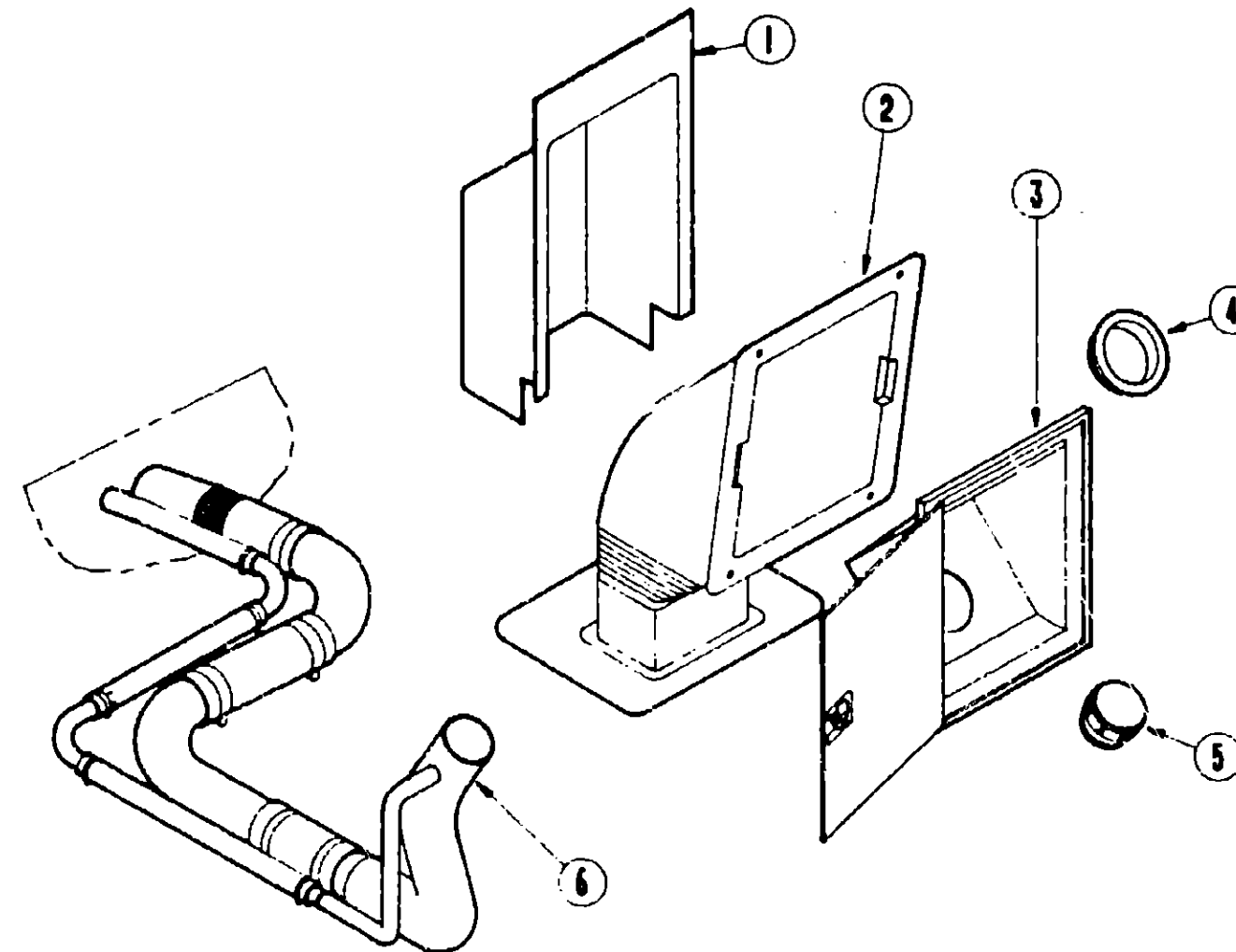
CHASSIS GROUP (CONTINUED)



SPARE TIRE, HITCH & REAR BUMPER

Key	Part Number	U/M	Description
1	079027-01-000	EA	Bracket Asm. - Tire Carrier
2	M64600-02-000	EA	Mount Support - Tire Carrier
3	M22150-01-000	EA	Bracket - Rear Bumper
4	064602-01-000	EA	Bumper Asm. - Square - Off White
5	039779-01-000	EA	Bumper Cap - Black Rubber - 4\" x 4"
6	041332-03-000	EA	Cover - Bumper - w/o Reflector - 4\" Square x 92"
7	079799-01-000	EA	Cover - Spare Tire - Off White (Export)
7	098855-01-AA3	EA	Cover - Spare Tire - Vinyl - Off White
8	064082-02-000	EA	Bolt - Retainer - Wheel Cover
9	M02047-01-T95	EA	Door - Tire Cover - Off White
10	077408-02-000	EA	Lock Asm. - Key Type
11	064833-02-000	EA	Trailer Hitch Asm. (Chevrolet)
11	064833-03-000	EA	Trailer Hitch Asm. (Ford)
12	064824-02-000	EA	Support - Trailer Hitch
13	041332-02-000	EA	Reflector - Bumper Cover - Self-Adhesive - 6 1/2\" x 3/4"
	070917-02-000	EA	Tire - Michelin - Radial (Ford)
	037291-03-000	EA	Tire - Polyester - 8\" x 16.5\" - Goodyear
	057865-01-000	EA	Tire - Radial - 8\" x 16.5\" - Michelin (Chevrolet)
	062400-02-000	EA	Wheel - Steel - 6\" x 16.5\" (Chevrolet)
	083617-01-000	EA	Wheel - Steel - 8\" x 16\" - 8 Hole (Ford)
	051377-01-000	EA	Valve Stem Asm.

CHASSIS GROUP (CONTINUED)



FUEL FILL COMPONENTS

Key	Part Number	U/M	Description
1	078040-02-000	EA	Shroud - Fuel Fill - Upper
2	083578-01-000	EA	Boot - Fuel Fill
	084235-01-000	EA	Support Flange - Fuel Fill Boot
3	078010-03-000	EA	Door Asm. - Fuel Fill - Off White
	077963-01-000	EA	Gasket - Fuel Door
	042441-01-000	EA	Lock Asm. - Fuel Fill
4	078200-01-000	EA	Gasket - Fuel Fill
5	NOTE	EA	Fuel Cap (Chevrolet)
6	074888-03-000	EA	Filler Neck - Fuel Fill (Chevrolet)
6	081187-03-000	EA	Filler Neck - Fuel Fill (Ford)
	066732-01-000	EA	Hose - Fuel Fill - .62 ID
	NOTE: This item is chassis supplied.		

1990 WINNEBAGO TABLE OF CONTENTS

INTRODUCTION	A-01 - A-02
ABBREVIATIONS	A-03
ALPHABETICAL/GROUP REFERENCE	A-04 - A-06
WT319RB	A-07 - C-16
WT320RC	C-17 - E-18
WC323RC	E-19 - I-02

1990 WC323RC INDEX

Floor Plan	E-19 - E-20
Accessories Group	E-21 - E-24
Bath Group	F-01 - F-02
Bedroom Group	F-03
Chassis Group	F-04 - F-07
Curtain, Cushion & Pad Group	F-08 - F-16
Dinette Group	F-17 - F-18
Driver's Compartment Group	F-19 - F-24
Electrical Group	G-01 - G-03
Exterior Body Group	G-04 - G-08
Galley Group	G-09 - G-12
Heating & Air Conditioning Group	G-13 - G-15
Interior Finish Group	G-16 - G-18
Labels Group	G-19 - H-02
LP Group	H-03
Lounge Group	H-04
Sealants & Fasteners Group	H-05 - H-06
Water & Sewage Group	H-07 - H-08
Window, Vent & Exterior Door Group	H-09 - I-02

CHASSIS GROUP (CONTINUED)

GENERATORS & COMPONENTS (OPTION L39E)

Key	Part Number	U/M	Description
	079854-08-000	EA	Generator - Emerald - 4.0 kw
	100874-03-000	EA	Generator - Emerald - 4.0 kw
	088252-01-000	EA	Exhaust Pipe - Generator - w/2 Bolt Hole Flange
	083152-04-000	EA	Exhaust Pipe - Generator
	083152-07-000	EA	Exhaust Pipe - Generator
	088494-01-000	EA	Bracket - Exhaust
	081384-03-000	EA	Muffler - Generator - Emerald
	007067-01-000	SF	Insulation - Fiberglass - 1"
	078045-01-000	EA	Strap - Support - Generator - 4 Hole
	084365-01-000	EA	Strap - Support - Generator - 2 Hole
	079654-01-700	EA	Hinge Kit - Emerald Generator
	007063-01-000	EA	Hose - Gas - 1/4" ID x 1/2" OD
	007125-03-000	EA	Clamp - Muffler - 1.1" Dia.
	007125-04-000	EA	Clamp - Muffler - 1.5" Dia.
	007161-01-000	EA	Clamp - Hose - Spring Type - 1/2"
	083208-01-000	EA	Converter - 40 Amp. w/Charger (CSA)
	008052-01-000	EA	Power Cord - 10-3 Wire - 30 Amp. - 25' (CSA)

These parts are used from 4/9/90 on.

EXPORT GENERATORS (3.5KW) (OPTIONS 05A & 3831A)

Key	Part Number	U/M	Description
	081634-02-000	EA	Generator - Emerald - 3.5 kw
	100874-05-000	EA	Generator - Onan - 4.0 kw
	008054-01-000	EA	Power Cord - 10-3 - 30 Amp. - 25'
	083208-01-000	EA	Converter - 40 Amp. w/Charger
	079654-05-000	EA	Exhaust Pipe - Generator
	081384-01-000	EA	Muffler - Generator - 3.5KW
	078045-01-000	EA	Strap - Support - Generator - 4 Hole
	084365-01-000	EA	Strap - Support - Generator - 2 Hole
	007067-01-000	EA	Insulation - Fiberglass - 1"
	079654-01-700	EA	Hinge Kit - Emerald Generator
	007063-01-000	FT	Hose - Gas - 1/4" ID x 1/2" OD
	007125-04-00	EA	Clamp - Muffler - 1.1" Dia.
	007161-01-000	EA	Clamp - Hose - Spring Type - 1/2"

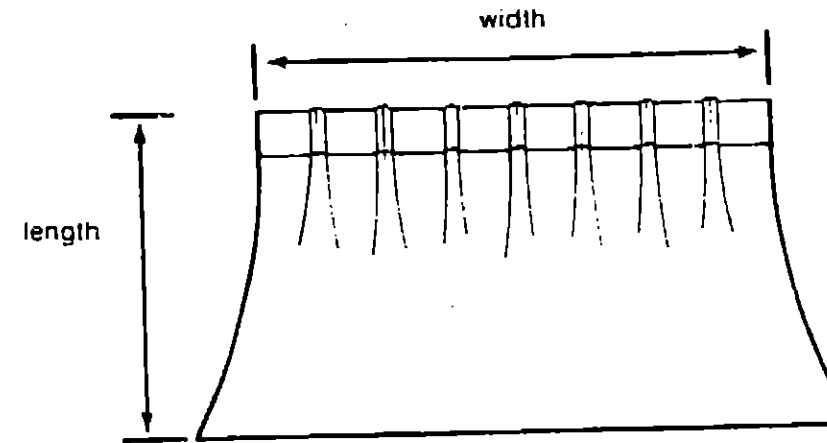
These are parts used from 3/12/90 on

CURTAIN, CUSHION & PAD GROUP

NOTICE

In order to assist our Part Sales Dept. in providing interior software items, please include the serial number and the color code number from the vehicle certification label when ordering. This label is located on the left sidewall at the end of the dash (A-Body), or on the driver's door latch plate (C-Body).

An example of a color code number is P31, which designates an overall color scheme of a particular unit. The color listed after the item description on the microliche, indicates the overall unit color. Order the item you desire according to unit color code.



NOTE: Use this illustration when determining length and width measurements for curtains. You will note the width measurement is taken on the top of the curtain with the curtain fully extended. The length measurement is taken from top to bottom.

FABRICS & CARPETS

Key	Part Number	U/M	Description
	072333-61-000	YD	Fabric - Drapery - Pacific (Privacy) (AA3)
	072333-71-000	YD	Fabric - Drapery - Chantilly (Privacy) (AA4)
	087272-01-000	YD	Fabric - Drapery - Lining - 48" - Ivory
	096008-03-000	YD	Fabric - Upholstery - Main (AA3)
	096008-04-000	YD	Fabric - Upholstery - Main (AA4)
	008274-33-000	YD	Fabric - Upholstery - Accent (AA3)
	096008-25-000	YD	Fabric - Upholstery - Accent (AA4)
	088273-33-000	YD	Fabric - Window & Bedspread - 54" Wide (AA3)
	088273-34-000	YD	Fabric - Window & Bedspread - 54" Wide (AA4)
	072333-67-000	YD	Fabric - Speaker Cover
	075244-02-000	YD	Vinyl - Shower Curtain - Beige
	079680-09-000	YD	Vinyl - Off White (Assist Handle)
	079680-07-000	YD	Vinyl - Beige (Wingwall Pad)
	096060-02-000	YD	Carpet - Blue Coral
	091261-01-000	FT	Backing - Carpet - Non-Skid - 12" (Floor Mat)
	076314-02-000	FT	Tape - Heat Bonded - Carpet Seam
	047034-02-000	SF	Plastic Runner - Carpet - 4' Wide - Clear
	079970-09-000	YD	Tape - Carpet - 3/4"
	085746-01-000	FT	Trim - "J" - Carpet - PVC
	087956-04-000	EA	Trim - Cab Carpet - Extruded - 12" x 25.4" - Black
	079349-04-X75	YD	Welting - Narrow - Accent - Fabric (AA3) (Headrest)
	079459-04-AA9	YD	Welting - Narrow - Accent - Fabric (AA4) (Headrest)

NOTE: Replace vinyl flooring locally.

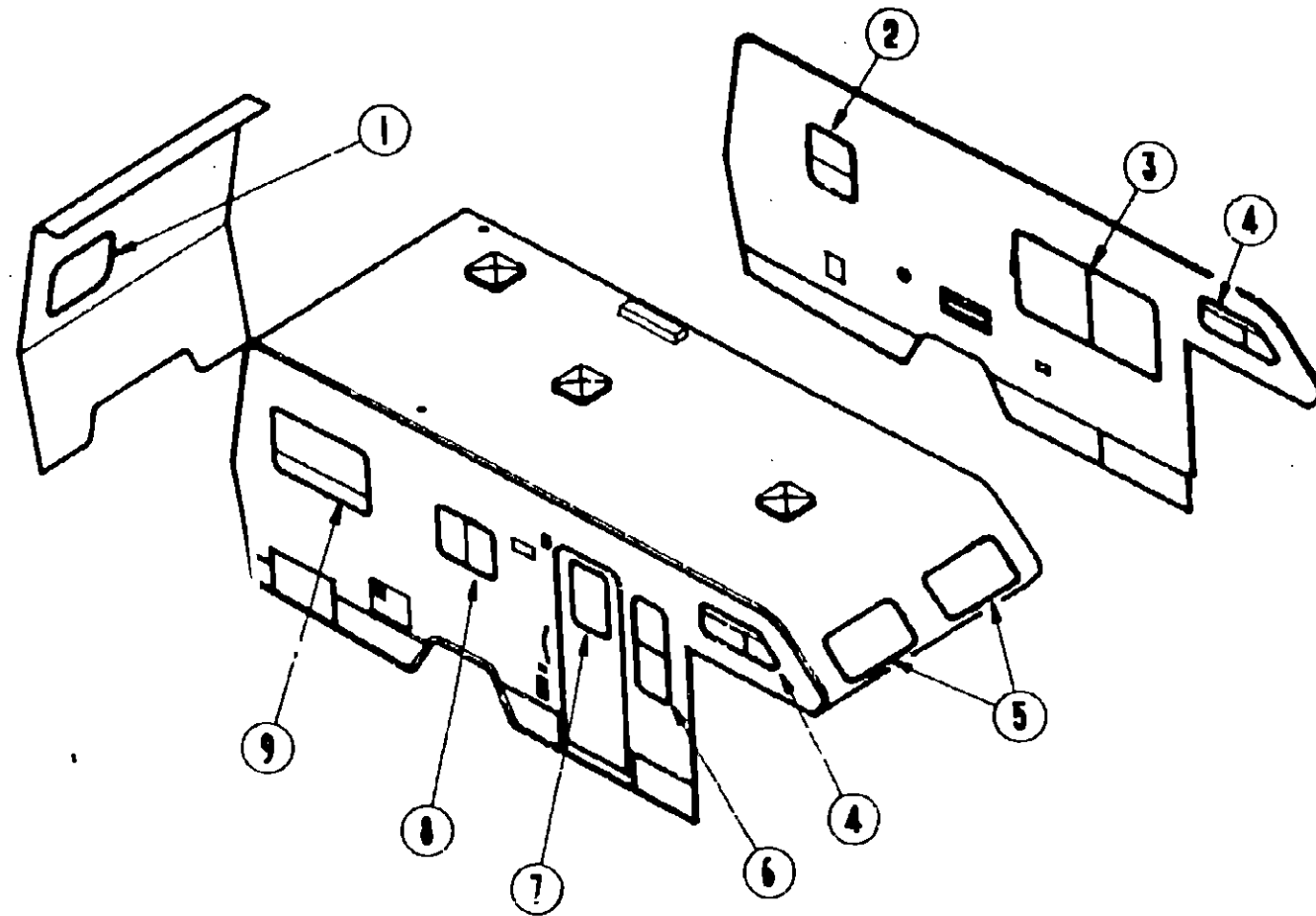
1990 WINNEBAGO TABLE OF CONTENTS

INTRODUCTION	A-01 - A-02
ABBREVIATIONS	A-03
ALPHABETICAL/GROUP REFERENCE	A-04 - A-06
WT319RB	A-07 - C-16
WT320RC	C-17 - E-18
WC323RC	E-19 - I-02

1990 WC323RC INDEX

Floor Plan	E-19 - E-20
Accessories Group	E-21 - E-24
Bath Group	F-01 - F-02
Bedroom Group	F-03
Chassis Group	F-04 - F-07
Curtain, Cushion & Pad Group	F-08 - F-16
Dinette Group	F-17 - F-18
Driver's Compartment Group	F-19 - F-24
Electrical Group	G-01 - G-03
Exterior Body Group	G-04 - G-08
Galley Group	G-09 - G-12
Heating & Air Conditioning Group	G-13 - G-15
Interior Finish Group	G-16 - G-18
Labels Group	G-19 - H-02
LP Group	H-03
Lounge Group	H-04
Sealants & Fasteners Group	H-05 - H-06
Water & Sewage Group	H-07 - H-08
Window, Vent & Exterior Door Group	H-09 - I-02

CURTAIN, CUSHION & PAD GROUP (CONTINUED)




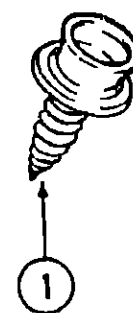
CURTAINS, SHADES, VALANCES & TIEBACKS
(FROM 00/00/00 THRU 10/1/89)

Key	Part Number	U/M	Description
1	M81977-65-AA3	EA	Valance Asm. w/Wood Trim - 31.7"
1	M81977-65-AA4	EA	Valance Asm. w/Wood Trim - 31.7"
1	089058-79-AA8	EA	Leg Asm. - Window - 27.5" (AA3)
1	089058-79-AA9	EA	Leg Asm. - Window - 27.5" (AA4)
1	084755-57-AA3	EA	Pull Shade - 27.25" (AA3)
1	084755-57-AA4	EA	Pull Shade - 27.25" (AA4)
2	M81977-64-AA3	EA	Valance Asm. w/Wood Trim - 31.7"
2	M81977-64-AA4	EA	Valance Asm. w/Wood Trim - 31.7"
2	096335-22-AA3	EA	Blind - Pleated - 30.5" x 27" Drop
2	096335-22-AA4	EA	Blind - Pleated - 30.5" x 27" Drop
3	M81977-51-AA8	EA	Valance Asm. w/Wood Trim - 64" (AA3)
3	M81977-51-AA9	EA	Valance Asm. w/Wood Trim - 64" (AA4)
3	089058-73-AA8	EA	Leg Asm. - Window - 31.5" - Left (AA3)
3	089058-73-AA9	EA	Leg Asm. - Window - 31.5" - Left (AA4)
3	089058-74-AA8	EA	Leg Asm. - Window - 31.5" - Right (AA3)
3	089058-74-AA9	EA	Leg Asm. - Window - 31.5" - Right (AA4)
3	096335-04-AA3	EA	Blind - Pleated - 58" x 32" Drop (AA3)
3	096335-04-AA9	EA	Blind - Pleated - 58" x 32" Drop (AA4)

CURTAIN, CUSHION & PAD GROUP (CONTINUED)

CURTAINS, SHADES, VALANCES & TIEBACKS (CONTINUED)
(FROM 00/00/00 THRU 10/1/89)

Key	Part Number	U/M	Description
4	097878-06-AA3	EA	Valance Asm. - 55" x 43"
4	097878-06-AA4	EA	Valance Asm. - 55" x 43"
4	073304-64-AA3	EA	Curtain Asm. w/Snap Top - 18" x 25"
4	073304-64-AA4	EA	Curtain Asm. w/Snap Top - 18" x 25"
5	097878-04-AA3	EA	Valance Asm. - 7" x 85.5"
5	097878-04-AA4	EA	Valance Asm. - 7" x 85.5"
5	073304-63-AA3	EA	Curtain Asm. w/Snap Top - 21" x 45"
5	073304-63-AA4	EA	Curtain Asm. w/Snap Top - 21" x 45"
6	097878-05-AA3	EA	Valance Asm. - 55" x 43"
6	097878-05-AA4	EA	Valance Asm. - 55" x 43"
6	073304-64-AA3	EA	Curtain Asm. w/Snap Top - 18" x 25"
6	073304-64-AA4	EA	Curtain Asm. w/Snap Top - 18" x 25"
7	080824-10-AA3	EA	Valance Asm. - 52.2"
7	080824-10-AA4	EA	Valance Asm. - 52.2"
7	073304-64-AA3	EA	Curtain Asm. w/Snap Stud Top - 45.5" x 10"
7	073304-64-AA4	EA	Curtain Asm. w/Snap Stud Top - 45.5" x 10"
7	096335-12-AA3	EA	Blind - Pleated - 18.5" x 43" Drop
7	096335-12-AA4	EA	Blind - Pleated - 18.5" x 43" Drop
8	M81977-63-AA3	EA	Valance Asm. w/Wood Trim
8	M81977-63-AA4	EA	Valance Asm. w/Wood Trim
8	096335-21-AA3	EA	Blind - Pleated - 28" x 20.5" Drop
8	096335-21-AA4	EA	Blind - Pleated - 28" x 20.5" Drop
9	M81977-61-AA3	EA	Valance Asm. w/Wood Trim - 45.5"
9	M81977-61-AA4	EA	Valance Asm. w/Wood Trim - 45.5"
9	089058-79-AA8	EA	Leg Asm. - Window - 27.5" (AA3)
9	089058-79-AA9	EA	Leg Asm. - Window - 27.5" (AA4)
9	084755-52-AA3	EA	Pull Shade - 40.25"
9	084755-52-AA4	EA	Pull Shade - 40.25"
	076892-06-AA3	EA	Curtain Asm. - Cab Privacy - 40" x 72"
	076892-06-AA4	EA	Curtain Asm. - Cab Privacy - 40" x 72"
	073304-26-Y30	EA	Curtain Asm. w/Snap Top - Bedroom Privacy - 54" x 40" (AA3)
	073304-26-AA4	EA	Curtain Asm. w/Snap Top - Bedroom Privacy - 54" x 40" (AA4)
	073260-07-AA3	EA	Tieback Asm. - 2" x 16" - Curtain (Front Bunk Window)
	073260-07-AA4	EA	Tieback Asm. - 2" x 16" - Curtain (Front Bunk Window)
	073260-41-AA3	EA	Tieback Asm. - 2" x 16" - Curtain (Side Bunk Windows)
	073260-41-AA4	EA	Tieback Asm. - 2" x 16" - Curtain (Side Bunk Windows)
	073260-23-Y23	EA	Tieback Asm. - 3" x 18" - Curtain (Privacy Curtains) (AA3)
	073260-23-AA4	EA	Tieback Asm. - 3" x 18" - Curtain (Privacy Curtains) (AA4)



Key	Part Number	U/M	Description
1	029130-01-000	EA	Socket - Snap Fastener
2	029155-01-000	EA	Cap - Snap - .156" Dia. x 17" Barrel
3	029156-01-000	EA	Socket - Snap Fastener
4	029092-01-C30	EA	Stud - Nickel Finish
5	029093-01-000	EA	Eyelet - Nickel Finish

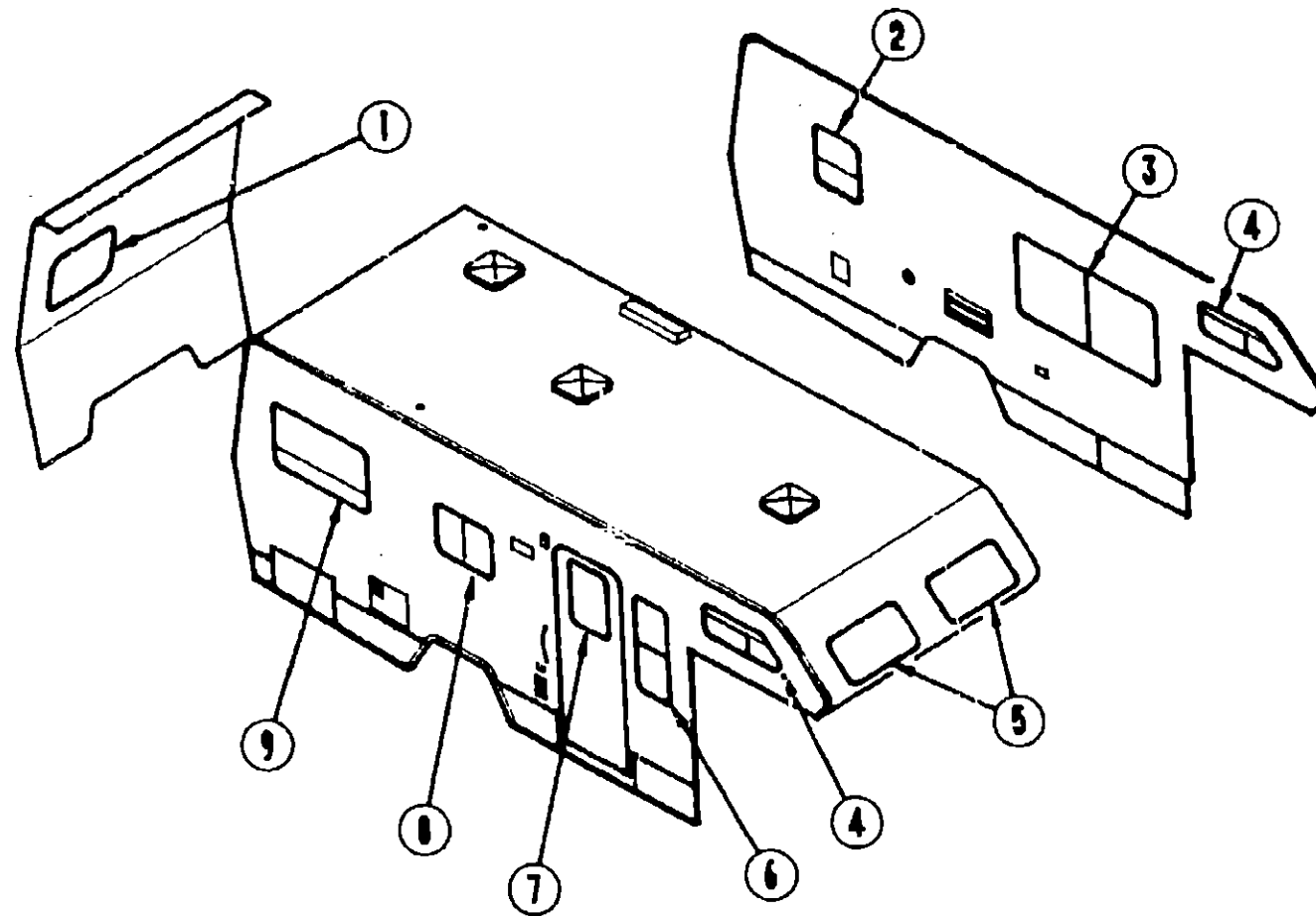
1990 WINNEBAGO TABLE OF CONTENTS

INTRODUCTION	A-01 - A-02
ABBREVIATIONS	A-03
ALPHABETICAL/GROUP REFERENCE	A-04 - A-06
WT319RB	A-07 - C-16
WT320RC	C-17 - E-18
WC323RC	E-19 - I-02

1990 WC323RC INDEX

Floor Plan	E-19 - E-20
Accessories Group	E-21 - E-24
Bath Group	F-01 - F-02
Bedroom Group	F-03
Chassis Group	F-04 - F-07
Curtain, Cushion & Pad Group	F-08 - F-16
Dinette Group	F-17 - F-18
Driver's Compartment Group	F-19 - F-24
Electrical Group	G-01 - G-03
Exterior Body Group	G-04 - G-08
Galley Group	G-09 - G-12
Heating & Air Conditioning Group	G-13 - G-15
Interior Finish Group	G-16 - G-18
Labels Group	G-19 - H-02
LP Group	H-03
Lounge Group	H-04
Sealants & Fasteners Group	H-05 - H-06
Water & Sewage Group	H-07 - H-08
Window, Vent & Exterior Door Group	H-09 - I-02

CURTAIN, CUSHION & PAD GROUP (CONTINUED)

CURTAINS, SHADES, VALANCES & TIEBACKS
(FROM 10/2/89 THRU 99/93/99)

Key	Part Number	U/M	Description
1	099194-18-A93	EA	Valance Asm. w/Wood Trim & Vinyl Insert - 31.7" (AA3)
1	099194-18-A94	EA	Valance Asm. w/Wood Trim & Vinyl Insert - 31.7" (AA4)
1	093454-18-A93	EA	Curtain Asm. w/Snap Top - 25.5" x 15" (AA3)
1	093454-18-A94	EA	Curtain Asm. w/Snap Top - 25.5" x 15" (AA4)
1	084755-54-A93	EA	Pull Shade - 29.25" (AA3)
1	084755-54-A94	EA	Pull Shade - 29.25" (AA4)
2	099194-17-A93	EA	Valance Asm. w/Wood Trim & Vinyl Insert - 31.7" (AA3)
2	099194-17-A94	EA	Valance Asm. w/Wood Trim & Vinyl Insert - 31.7" (AA4)
2	096335-28-A93	EA	Blind - Pleated - 18.5" x 24.5" Drop (AA3)
2	096335-28-A94	EA	Blind - Pleated - 18.5" x 24.5" Drop (AA4)
3	099194-15-A93	EA	Valance Asm. w/Wood Trim & Vinyl Insert - 65.5" (AA3)
3	099194-15-A94	EA	Valance Asm. w/Wood Trim & Vinyl Insert - 65.5" (AA4)
3	096335-04-AA3	EA	Blind - Pleated - 58" x 32" Drop (AA3)
3	096335-04-AD3	EA	Blind - Pleated - 58" x 32" Drop (AA3)
3	096335-04-AA4	EA	Blind - Pleated - 58" x 32" Drop (AA4)
3	093454-11-Y07	EA	Curtain Asm. w/Snap Top - 32" x 15" (AA3)
3	093454-11-A94	EA	Curtain Asm. w/Snap Top - 32" x 15" (AA4)

CURTAIN, CUSHION & PAD GROUP (CONTINUED)

CURTAINS, SHADES, VALANCES & TIEBACKS (CONTINUED)

(FROM 10/2/89 THRU 99/99/99)

Key	Part Number	U/M	Description
4	097878-12-A93	EA	Valance Asm. w/Wood Trim & Vinyl Insert - 55" x 43" (AA3)
4	097878-12-AA7	EA	Valance Asm. w/Wood Trim & Vinyl Insert - 55" x 43" (AA4)
4	073304-64-AA3	EA	Curtain Asm. w/Snap Top - 18" x 25"
4	073304-64-AA4	EA	Curtain Asm. w/Snap Top - 18" x 25"
5	097878-08-A93	EA	Valance Asm. w/Wood Trim & Vinyl Insert - 7" x 85.5" (AA3)
5	097878-08-AA7	EA	Valance Asm. w/Wood Trim & Vinyl Insert - 7" x 85.5" (AA4)
5	073304-63-AA3	EA	Curtain Asm. w/Snap Top - 21" x 45"
5	073304-63-AA4	EA	Curtain Asm. w/Snap Top - 21" x 45"
6	097878-11-A93	EA	Valance Asm. w/Wood Trim & Vinyl Insert - 55" x 43" (AA3)
6	097878-11-AA7	EA	Valance Asm. w/Wood Trim & Vinyl Insert - 55" x 43" (AA4)
6	073304-64-AA3	EA	Curtain Asm. w/Snap Top - 18" x 25"
6	073304-64-AA4	EA	Curtain Asm. w/Snap Top - 18" x 25"
7	080824-12-A93	EA	Valance Asm. w/Wood Trim & Vinyl Insert - 52.2" (AA3)
7	080824-12-A94	EA	Valance Asm. w/Wood Trim & Vinyl Insert - 52.2" (AA4)
7	096355-12-AA3	EA	Blind - Pleated - 18.5" x 43" Drop (AA3)
7	096335-12-AD3	EA	Blind - Pleated - 18.5" x 43" Drop (AA3)
7	096335-12-A94	EA	Blind - Pleated - 18.5" x 43" Drop (AA4)
8	099194-16-A93	EA	Valance Asm. w/Wood Trim & Vinyl Insert (AA3)
8	099194-16-A94	EA	Valance Asm. w/Wood Trim & Vinyl Insert (AA4)
8	096335-27-A93	EA	Blind - Pleated - 27" x 18.5" Drop (AA3)
8	096335-27-A83	EA	Blind - Pleated - 27" x 18.5" Drop (AA3)
8	096335-27-A94	EA	Blind - Pleated - 27" x 18.5" Drop (AA4)
9	099194-06-A93	EA	Valance Asm. w/Wood Trim - 45.5" (AA3)
9	099194-06-A94	EA	Valance Asm. w/Wood Trim - 45.4" (AA4)
9	093454-18-A93	EA	Curtain w/Snap Top - 25.5" x 15" (AA3)
9	093454-18-A94	EA	Curtain w/Snap Top - 25.5" x 15" (AA4)
9	084755-51-AA8	EA	Pull Shade - 41.25" (AA3)
9	084755-51-A94	EA	Pull Shade - 41.25" (AA4)
	093452-02-Y15	EA	Curtain Asm. w/Snap Top - Cab Privacy - Driver - 48" x 50" (AA3)
	093452-02-AA4	EA	Curtain Asm. w/Snap Top - Cab Privacy - Driver - 48" x 50" (AA4)
	093452-01-Y15	EA	Curtain Asm. w/Snap Top - Cab Privacy - Passenger - 48" x 50" (AA3)
	093452-01-AA4	EA	Curtain Asm. w/Snap Top - Cab Privacy - Passenger - 48" x 50" (AA4)
	073304-26-AA3	EA	Curtain Asm. w/Snap Top - Bedroom Privacy - 54" x 40"
	073304-26-AA4	EA	Curtain Asm. w/Snap Top - Bedroom Privacy - 54" x 40"
	073260-07-AA3	EA	Tieback Asm. - 2" x 16" - Curtain (Front Bunk Window)
	073260-07-AA4	EA	Tieback Asm. - 2" x 16" - Curtain (Front Bunk Window)
	073260-41-AA3	EA	Tieback Asm. - 2" x 16" - Curtain (Side Bunk Window)
	073260-41-AA4	EA	Tieback Asm. - 2" x 16" - Curtain (Side Bunk Window)
	073260-23-AA3	EA	Tieback Asm. - 3" x 18" - Curtain (Privacy Curtains)
	073260-23-AA4	EA	Tieback Asm. - 3" x 18" - Curtain (Privacy Curtains)

* These parts are used from 5/5/90 on.

TRIMS & PADS

Key	Part Number	U/M	Description
	084415-24-000	YD	Trim Braid - Pull Shade
	070578-06-AA3	EA	Button Asm. - Snap Top - #30 - Vinyl - Belge
	070578-11-Y70	EA	Button Asm. - Snap Top - #30 - Vinyl - Off White
	057550-03-AA3	EA	Button Asm. - Nail - Vinyl - Belge
	057550-05-Y10	EA	Button Asm. - Nail - Vinyl - Off White
	078155-01-000	EA	Strap Asm. - Cushion (Dinette Cushion)
	056632-01-AA3	EA	Strap Asm. - Bunk (Front Overhead)
	081519-01-AA3	EA	Pad Asm. - Dinette - Front
	081519-01-AA4	EA	Pad Asm. - Dinette - Front
	081519-02-X75	EA	Pad Asm. - Dinette - Rear (AA3)
	081519-02-AA9	EA	Pad Asm. - Dinette - Rear (AA4)
	059491-02-Y30	EA	Pad Asm. - Door - Passenger - Upper (Chevrolet) (AA3)
	059491-02-AA4	EA	Pad Asm. - Door - Passenger - Upper (Chevrolet) (AA4)
	059492-02-Y30	EA	Pad Asm. - Door - Driver - Upper (Chevrolet) (AA3)
	059492-02-AA4	EA	Pad Asm. - Door - Driver - Upper (Chevrolet) (AA4)

1990 WINNEBAGO
TABLE OF CONTENTS

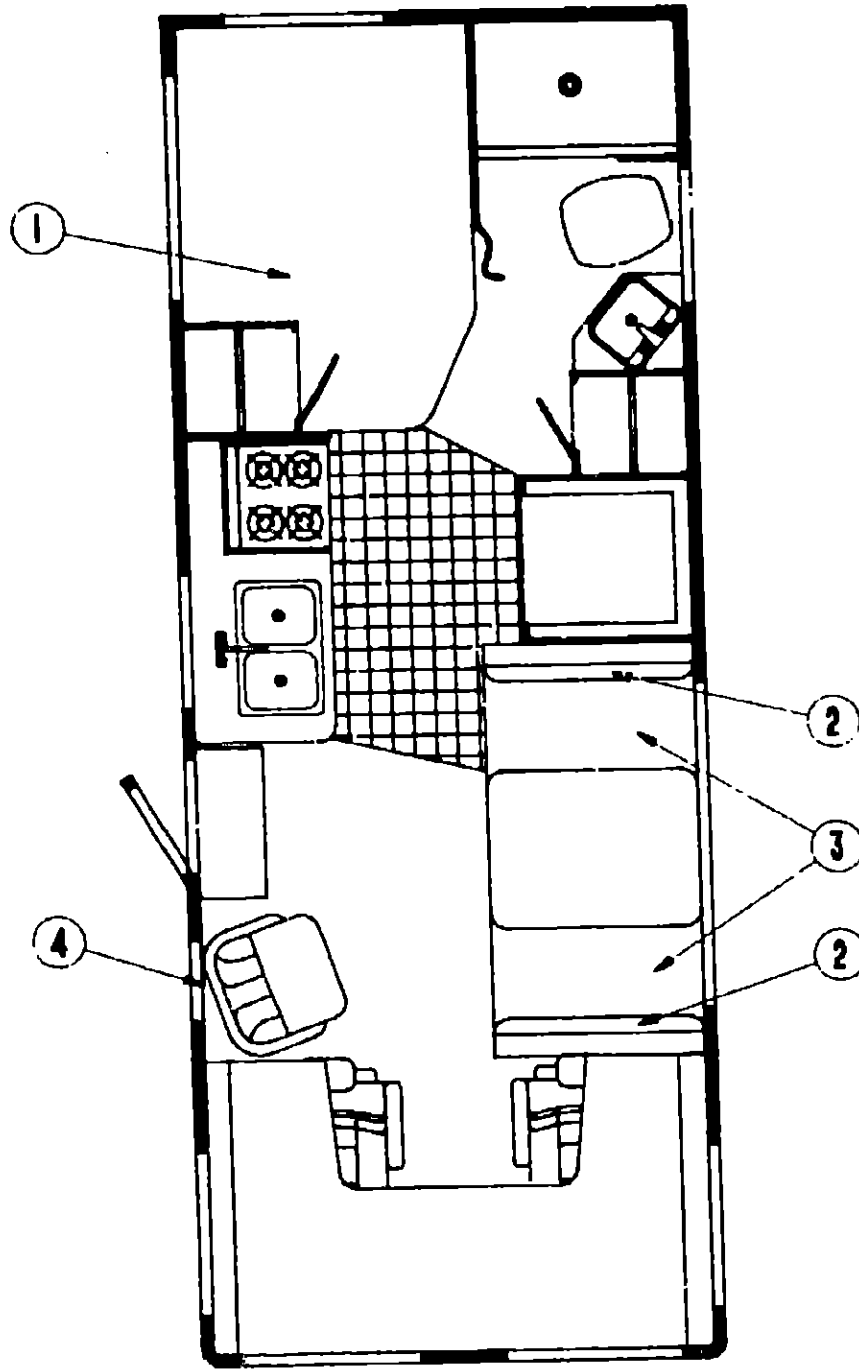
INTRODUCTION	A-01 - A-02
ABBREVIATIONS	A-03
ALPHABETICAL/GROUP REFERENCE	A-04 - A-06
WT319RB	A-07 - C-16
WT320RC	C-17 - E-18
WC323RC	E-19 - I-02

1990 WC323RC INDEX

Floor Plan	E-19 - E-20
Accessories Group	E-21 - E-24
Bath Group	F-01 - F-02
Bedroom Group	F-03
Chassis Group	F-04 - F-07
Curtain, Cushion & Pad Group	F-08 - F-16
Dinette Group	F-17 - F-18
Driver's Compartment Group	F-19 - F-24
Electrical Group	G-01 - G-03
Exterior Body Group	G-04 - G-08
Galley Group	G-09 - G-12
Heating & Air Conditioning Group	G-13 - G-15
Interior Finish Group	G-16 - G-18
Labels Group	G-19 - H-02
LP Group	H-03
Lounge Group	H-04
Sealants & Fasteners Group	H-05 - H-06
Water & Sewage Group	H-07 - H-08
Window, Vent & Exterior Door Group	H-09 - I-02

CURTAIN, CUSHION & PAD GROUP (CONTINUED)

CURTAIN, CUSHION & PAD GROUP (CONTINUED)



DOUBLE BED

Key	Part Number	U/M	Description
1	088927-49-AA3	EA	Cushion Asm. - Double Quilted w/Cut Corners - 54"
1	088927-49-AA4	EA	Cushion Asm. - Double Quilted w/Cut Corners - 54"
1	M88927-63-AA3	EA	Cover Asm. - Quilted Mattress w/Cut Corners - 54"
1	M88927-63-AA4	EA	Cover Asm. - Quilted Mattress w/Cut Corners - 54"
	085266-02-AA8	EA	Cushion - Back - Pillow - 20" x 30" (AA3)
	085368-02-AA4	EA	Cushion - Back - Pillow - 20" x 30" (AA4)
	088273-33-000	YD	Fabric - Back - Pillow (AA3)
	088273-34-000	YD	Fabric - Back - Pillow (AA4)

DINETTE CUSHION

Key	Part Number	U/M	Description
2	088927-49-AA3	EA	Cushion Asm. - 13.5" x 38" x 5" - Back
2	088927-49-AA4	EA	Cushion Asm. - 13.5" x 38" x 5" - Back
2	088927-63-AA3	EA	Cushion Asm. - 15" x 38" x 5" - Back
2	088927-63-AA4	EA	Cushion Asm. - 15" x 38" x 5" - Back
	M88927-49-AA3	EA	Cover Asm. - Back - Dinette Cushion
	M88927-49-AA4	EA	Cover Asm. - Back - Dinette Cushion
	M88927-63-AA3	EA	Cover Asm. - Back - Dinette Cushion
	M88927-63-AA4	EA	Cover Asm. - Back - Dinette Cushion
3	088927-40-AA3	EA	Cushion Asm. - 22" x 38" x 5" - Seat
3	088927-40-AA4	EA	Cushion Asm. - 22" x 38" x 5" - Seat
	M88927-40-AA3	EA	Cover Asm. - Seat - Dinette Cushion
	M88927-40-AA4	EA	Cover Asm. - Seat - Dinette Cushion
	078155-01-000	EA	Strap Asm. - Cushion Snap
	096008-03-000	YD	Fabric - Dinette Cushion (AA3)
	096008-04-000	YD	Fabric - Dinette Cushion (AA4)
* These parts were used from 11/27/89 on.			

ARIA SWIVEL CHAIR

Key	Part Number	U/M	Description
4	096429-02-A93	EA	Chair Asm. - Aria
4	096429-02-A94	EA	Chair Asm. - Aria
	M96429-02-A93	EA	Cover Asm. - Swivel Chair
	M96429-02-A94	EA	Cover Asm. - Swivel Chair
	099202-01-A93	EA	Skirt Asm. - Swivel Chair
	099202-01-A94	EA	Skirt Asm. - Swivel Chair
	096008-33-000	YD	Fabric - Aria - Swivel Chair (AA3)
	096008-25-000	YD	Fabric - Aria - Swivel Chair (AA4)
	088245-01-000	EA	Base w/Legs - Chair
	088245-03-000	EA	Plate - Non-Tilt - Swivel w/Lock
	088245-06-000	EA	Extension - 7"
	069705-02-000	EA	Bar - 2.5" x 12.75"

NOTE: This chair was used in units produced after 10/2/89.

ANTHEM SWIVEL CHAIR

Key	Part Number	U/M	Description
4	096100-02-AA3	EA	Chair Asm. - Anthem
4	096100-02-AA4	EA	Chair Asm. - Anthem
	M96100-02-AA3	EA	Cover Asm. - Swivel Chair
	M96100-02-AA4	EA	Cover Asm. - Swivel Chair
	096008-03-000	EA	Fabric - Anthem Swivel Chair (AA3)
	096008-04-000	EA	Fabric - Anthem Swivel Chair (AA4)
	088245-01-000	EA	Base w/Legs - Chair
	088245-03-000	EA	Plate - Non-Tilt - Swivel w/Lock
	088245-06-000	EA	Extension - 7"
	069705-02-000	EA	Bar - 2.5" x 12.75"

NOTE: This chair was used in units produced before 10/1/89.

FRONT BUNK

Key	Part Number	U/M	Description
	073310-08-AA3	EA	Cushion Asm. - Front Bunk - 57" x 76" x 4"
	073310-09-AA4	EA	Cushion Asm. - Front Bunk - 57" x 76" x 4"
	M73310-08-AA3	EA	Cover Asm. - Front Bunk Cushion
	M73310-08-AA4	EA	Cover Asm. - Front Bunk Cushion
	096008-03-000	YD	Fabric - Front Bunk Cushion (AA3)
	096008-04-000	YD	Fabric - Front Bunk Cushion (AA4)
	079145-07-000	EA	Cushion Asm. - Front Bunk - 27.5" x 74" x 3.5" (L43V)
	M79145-07-000	EA	Cover Asm. - Front Bunk (L43V)

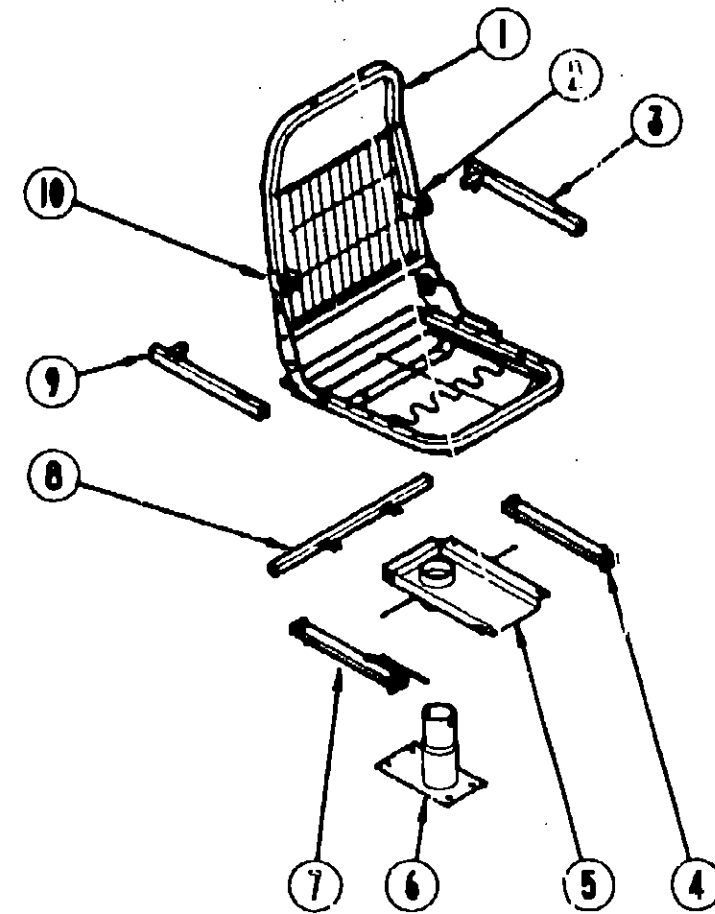
1990 WINNEBAGO
TABLE OF CONTENTS

INTRODUCTION	A-01 - A-02
ABBREVIATIONS	A-03
ALPHABETICAL/GROUP REFERENCE	A-04 - A-06
WT319RB	A-07 - C-16
WT320RC	C-17 - E-18
WC323RC	E-19 - I-02

1990 WC323RC INDEX

Floor Plan	E-19 - E-20
Accessories Group	E-21 - E-24
Bath Group	F-01 - F-02
Bedroom Group	F-03
Chassis Group	F-04 - F-07
Curtain, Cushion & Pad Group	F-08 - F-16
Dinette Group	F-17 - F-18
Driver's Compartment Group	F-19 - F-24
Electrical Group	G-01 - G-03
Exterior Body Group	G-04 - G-08
Galley Group	G-09 - G-12
Heating & Air Conditioning Group	G-13 - G-15
Interior Finish Group	G-16 - G-18
Labels Group	G-19 - H-02
LP Group	H-03
Lounge Group	H-04
Sealants & Fasteners Group	H-05 - H-06
Water & Sewage Group	H-07 - H-08
Window, Vent & Exterior Door Group	H-09 - I-02

CURTAIN, CUSHION & PAD GROUP (CONTINUED)



BUCKET SEAT HARDWARE

Key	Part Number	U/M	Description
1	M80906-02-000	EA	Frame Asm. - Seat, Back & Spring
1	M80906-01-000	EA	Frame Asm. - Seat, Back & Spring (Export Option)
	M80803-01-000	EA	Frame - Seat, Single Not Bend
2	081362-02-000	EA	Bracket - Armrest - Left Hand
3	081268-02-000	EA	Rod & Channel - Armrest - Left - Metal
4	069246-02-000	EA	Adjuster - Bucket Seat w/o Lock - Forward & Back
5	069585-27-000	EA	Top Plate - Pedestal - Bucket Seats
6	069585-03-000	EA	Base - Bucket Seats - Bolts to Floor - Vertical - 8"
7	069246-01-000	EA	Adjuster - Bucket Seat w/Lock - Forward & Back
8	069585-29-000	EA	Bar - Seat Belt - Bucket Seats - 20"
9	081268-01-000	EA	Rod & Channel - Armrest - Right - Metal
10	081362-01-000	EA	Bracket - Armrest - Right Hand
	089246-05-700	EA	Spring for Slide Adjuster
	091313-01-000	EA	Grommet - Headrest (Export)
	080730-02-000	EA	Recliner - Seat Back - Left Hand (Export)
	080731-02-000	EA	Slave Hinge - Recliner - Left Hand (Export)
	089368-04-000	EA	Frame - Cable - Remote Swivel (Export)

CURTAIN, CUSHION & PAD GROUP (CONTINUED)

CURTAIN & CUSHION HARDWARE

Key	Part Number	U/M	Description
	083801-03-000	EA	Track - Shower Curtain - Off White
	009701-01-000	EA	Carrier - Shower Curtain
	009702-01-000	EA	End - Stop - Curtain Carrier - Shower
	046867-01-000	EA	Grommet - Brass - 7/16" ID x 1" OD (Shower Curtain)
	009136-01-000	EA	Pin - Shower Curtain
	029092-01-000	EA	Stud - Nickel Finish
	029093-01-000	EA	Eyelet - Nickel Finish
	029155-01-000	EA	Cap - Snap
	029156-01-000	EA	Socket - Snap Fastener
	084432-06-000	FT	Slat - Plastic Roller Shade
	086276-01-000	YD	Tape - Double Sided - 1/2"
	078394-01-000	FT	Trim - Half Round - 7/16" - Vinyl - Gold (Valance Pad)
	096843-01-000	EA	Spring Asm. - Roller Shade
	087253-01-000	EA	Pull - Roller Shade - Clear Plastic
	081434-01-000	EA	Mounting Bracket - Roller Shade - 1 3/8"
	055632-01-AA3	EA	Pull Strap - Overhead Bunk - 1.5" x 25.5"
	089916-01-000	EA	Mount - Window Leg - Black
	056003-01-000	EA	Bracket - Drapery Retaining - Right
	056003-02-000	EA	Bracket - Drapery Retaining - Left
	097565-01-000	EA	Bracket - Mounting - Pleated Blind
	094896-02-000	EA	Grommet - Cord - Pleated Blind
	094907-02-000	EA	End Cap - Top - Pleated Blind
	094907-03-000	EA	End - Bottom - Pleated Blind
	097591-01-000	EA	Spring - Extension - Pleated Blind
	097592-01-000	EA	Bobbin - Cord - Holdup - Pleated Blind
	097593-06-000	FT	Cord - Pleated Blind - Blue (AA3)
	097593-02-000	FT	Cord - Pleated Blind - Mauve (AA4)
	089335-01-000	FT	Track - Curtain - Brown Plastic (Valance)
	089522-02-000	EA	Panel Plastic Leg - 31.5" - Black (Leg Asm.)
	091904-01-000	FT	Track - Curtain - Plastic - Light Beige (Blackout)
	078551-03-000	EA	Track - Curtain - Metal - 42" - Beige (Privacy)
	081381-01-000	EA	Swivel Snap - Curtain Track
	049897-03-000	EA	Rod - Curtain - Flat - 66" to 120"

BUCKET SEAT CUSHIONS

Key	Part Number	U/M	Description
	093450-03-AA3	EA	Seat Asm. - Bucket - Driver
	093450-03-AA4	EA	Seat Asm. - Bucket - Driver
	093450-04-AA3	EA	Seat Asm. - Bucket - Passenger
	093450-04-AA4	EA	Seat Asm. - Bucket - Passenger
	M03445-01-AA8	EA	Cover - Seat - Bucket Seat (AA3)
	M03445-01-AA9	EA	Cover - Seat - Bucket Seat (AA4)
	M03445-02-AA8	EA	Cover - Back - Bucket Seat (AA3)
	M03445-02-AA9	EA	Cover - Back - Bucket Seat (AA4)
	080243-32-Y30	EA	Armrest - Bucket Seat - Right Hand (AA3)
	080243-32-AA9	EA	Armrest - Bucket Seat - Right Hand (AA4)
	M80243-32-Y30	EA	Cover - Right Armrest - Bucket Seat (AA3)
	M80243-32-AA9	EA	Cover - Right Armrest - Bucket Seat (AA4)
	080243-33-Y30	EA	Armrest - Bucket Seat - Left Hand (AA3)
	080243-33-AA9	EA	Armrest - Bucket Seat - Left Hand (AA4)
	M80243-33-Y30	EA	Cover - Left Armrest - Bucket Seat (AA3)
	M80243-33-AA9	EA	Cover - Left Armrest - Bucket Seat (AA4)
	085268-01-Y24	EA	Headrest - Bucket Seat w/o Grommets (AA3) (Export)
	085268-01-AA9	EA	Headrest - Bucket Seat w/o Grommets (AA4) (Export)
	M85268-01-Y24	EA	Cover - Headrest (AA3) (Export)
	M85268-01-AA9	EA	Cover - Headrest (AA4) (Export)

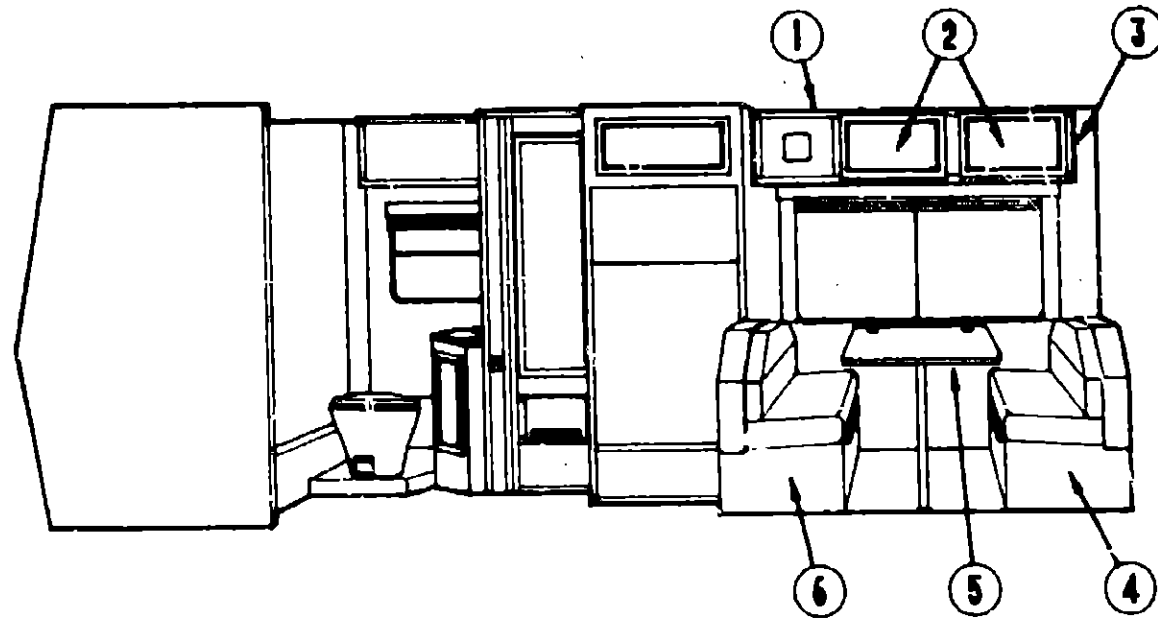
1990 WINNEBAGO TABLE OF CONTENTS

INTRODUCTION	A-01 - A-02
ABBREVIATIONS	A-03
ALPHABETICAL/GROUP REFERENCE	A-04 - A-06
WT319RB	A-07 - C-16
WT320RC	C-17 - E-18
WC323RC	E-19 - I-02

1990 WC323RC INDEX

Floor Plan	E-19 - E-20
Accessories Group	E-21 - E-24
Bath Group	F-01 - F-02
Bedroom Group	F-03
Chassis Group	F-04 - F-07
Curtain, Cushion & Pad Group	F-08 - F-16
Dinette Group	F-17 - F-18
Driver's Compartment Group	F-19 - F-24
Electrical Group	G-01 - G-03
Exterior Body Group	G-04 - G-08
Galley Group	G-09 - G-12
Heating & Air Conditioning Group	G-13 - G-15
Interior Finish Group	G-16 - G-18
Labels Group	G-19 - H-02
LP Group	H-03
Lounge Group	H-04
Sealants & Fasteners Group	H-05 - H-06
Water & Sewage Group	H-07 - H-08
Window, Vent & Exterior Door Group	H-09 - I-02

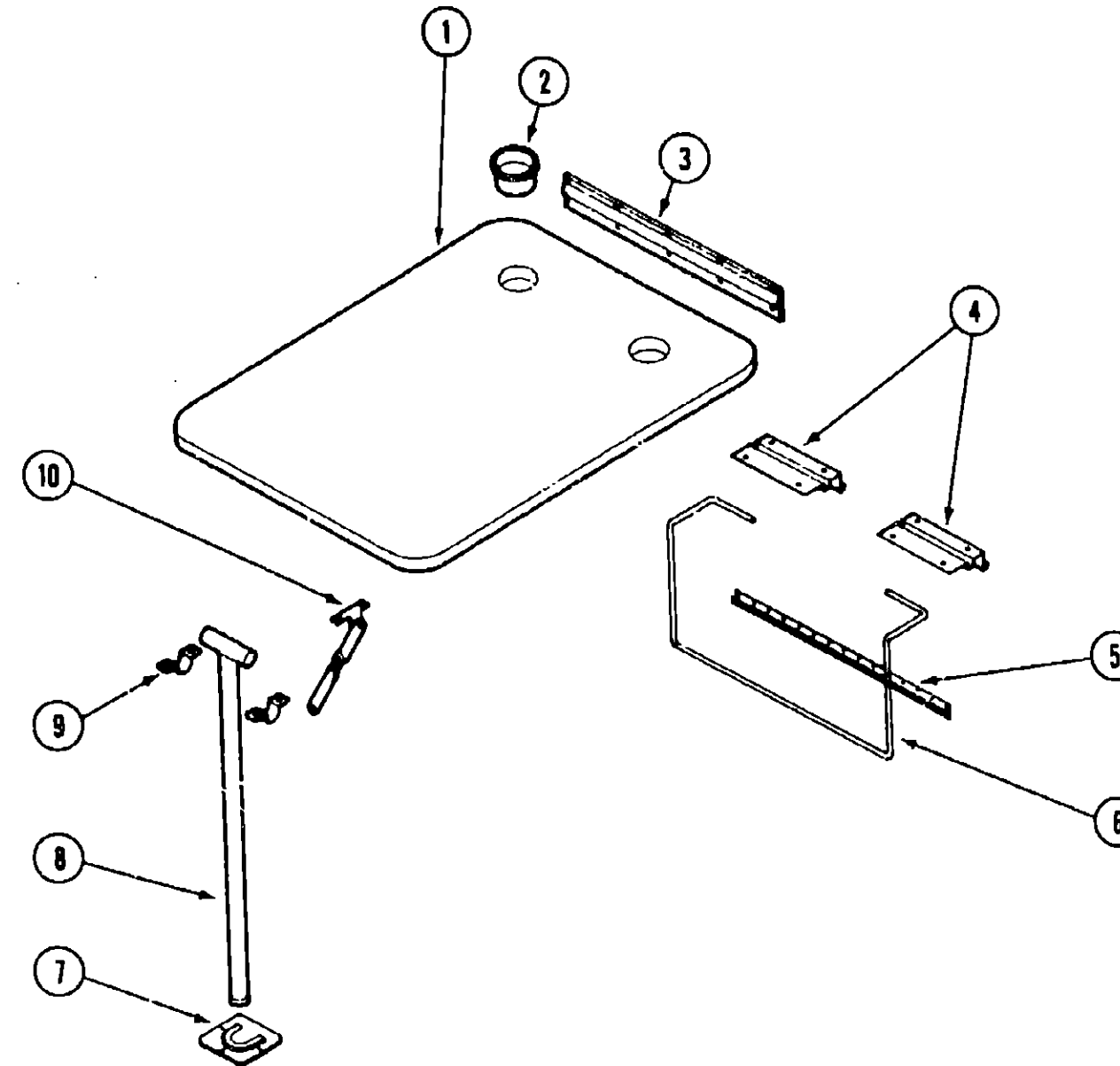
DINETTE GROUP



DINETTE CABINETRY

Key	Part Number	U/M	Description
1	M96779-01-AA3	EA	Cabinet Asm. - Dinette Overhead - w/o Door or Hardware
2	M96652-36-AA3	EA	Door Asm. - Dinette Cabinet - 14.4" x 26.8" - w/o Hardware
**2	M96652-36-A93	EA	Door Asm. - Dinette Overhead Cabinet - 14.4" x 26.8" - w/o Hardware
3	081280-21-AA3	EA	End Cap Asm.
4	M02487-02-AA3	EA	Cabinet Asm. - Dinette Seat
	M02488-02-AA3	EA	Cabinet Asm. - Dinette Back
	081519-01-X75	EA	Pad Asm. - Dinette Back (AA3)
	081519-01-AA9	EA	Pad Asm. - Dinette Back (AA4)
**	081519-10-AA3	EA	Pad Asm. - Dinette Back
**	081519-10-AA4	EA	Pad Asm. - Dinette Back
*5	M02115-09-AA6	EA	Panel Kit - Dinette Table (AA3)
*5	M02115-09-AA9	EA	Panel Kit - Dinette Table (AA4)
6	M02489-02-AA3	EA	Cabinet Asm. - Dinette Seat
	M02488-02-AA3	EA	Cabinet Asm. - Dinette Back
	081519-02-X75	EA	Pad Asm. - Dinette Back (AA3)
	081519-02-AA9	EA	Pad Asm. - Dinette Back (AA4)
**	081519-11-AA3	EA	Pad Asm. - Dinette Back
**	081519-11-AA4	EA	Pad Asm. - Dinette Back
* See the next page for the breakdown of this item.			
** These parts were used from 11/26/89 on.			

DINETTE GROUP (CONTINUED)



DINETTE TABLE & HARDWARE

Key	Part Number	U/M	Description
1	M02115-09-AA8	EA	Table - Dinette - w/o Hardware (AA3)
1	M02115-09-AA9	EA	Table - Dinette - w/o Hardware (AA4)
2	064781-05-000	EA	Cup Holder - Two Step - Beige
3	053200-05-000	EA	Support - Table - 23.5" - Beige
4	088410-01-000	EA	Hanger - Table - Beige
5	024281-07-000	EA	Bracket - Table Lift
6	024275-05-000	EA	Rod - Table Lift - Beige
7	049493-01-000	EA	Catch - Table Leg
8	024276-17-000	EA	Leg Asm. - Table - Tan
8	024276-21-000	EA	Leg Asm. - Table - Beige
9	064050-02-000	EA	Clamp - Saddle - Leg Hinge - Tan
9	064050-03-000	EA	Clamp - Saddle - Leg Hinge - Beige
10	024262-01-000	EA	Brace Table Leg
	024283-01-000	EA	Clip - 1" - 1.125" - OD Tube - Black

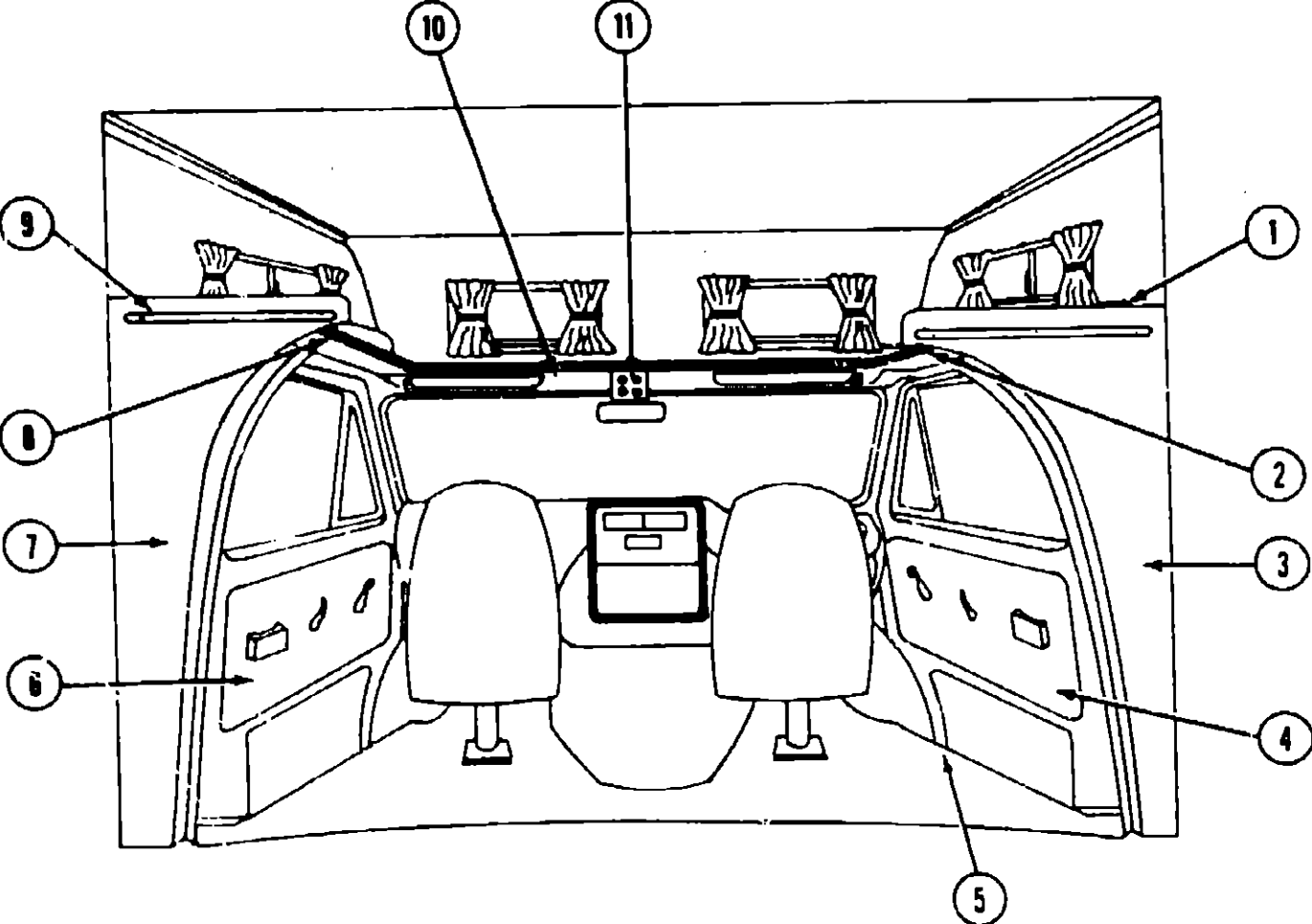
1990 WINNEBAGO TABLE OF CONTENTS

INTRODUCTION	A-01 - A-02
ABBREVIATIONS	A-03
ALPHABETICAL/GROUP REFERENCE	A-04 - A-06
WT319RB	A-07 - C-16
WT320RC	C-17 - E-18
WC323RC	E-19 - I-02

1990 WC323RC INDEX

Floor Plan	E-19 - E-20
Accessories Group	E-21 - E-24
Bath Group	F-01 - F-02
Bedroom Group	F-03
Chassis Group	F-04 - F-07
Curtain, Cushion & Pad Group	F-08 - F-16
Dinette Group	F-17 - F-18
Driver's Compartment Group	F-19 - F-24
Electrical Group	G-01 - G-03
Exterior Body Group	G-04 - G-08
Galley Group	G-09 - G-12
Heating & Air Conditioning Group	G-13 - G-15
Interior Finish Group	G-16 - G-18
Labels Group	G-19 - H-02
LP Group	H-03
Lounge Group	H-04
Sealants & Fasteners Group	H-05 - H-06
Water & Sewage Group	H-07 - H-08
Window, Vent & Exterior Door Group	H-09 - I-02

DRIVER'S COMPARTMENT GROUP



DRIVER'S COMPARTMENT GROUP (CONTINUED)

MISCELLANEOUS DRIVER'S COMPARTMENT COMPONENTS (CHEVROLET)

Key	Part Number	U/M	Description
1	096208-01-AA3	EA	Cabinet Asm. - Headboard
2	M96155-01-AA3	EA	Sleeper Board Asm.
2	M96155-01-A93	EA	Sleeper Board Asm.
	079800-03-000	EA	Trim - Front - Sleeper Board - Metal - Off White
3	097176-01-AA3	EA	Wingwall Asm. - Inner - Passenger - Beige
3	097176-01-A93	EA	Wingwall Asm. - Inner - Passenger - Off White
4	059491-01-Y30	EA	Side Panel - Cab Door - Passenger (AA3)
4	059491-01-AA4	EA	Side Panel - Cab Door - Passenger (AA4)
5	092432-01-AA3	EA	Floor Mat - Passenger
	092431-01-AA3	EA	Floor Mat - Driver
6	059492-01-Y30	EA	Side Panel - Cab Door - Driver (AA3)
6	059492-01-AA4	EA	Side Panel - Cab Door - Driver (AA4)
7	097176-02-AA3	EA	Wingwall Asm. - Inner - Driver - Beige
7	097176-02-A93	EA	Wingwall Asm. - Inner - Driver - Off White
	082069-03-AA3	EA	Trim - Wingwall - 158" - Wood
	074045-07-000	EA	Plug - Wood - 1/2"
8	080742-02-000	FT	Accent Trim - Vinyl - Beige
8	080742-03-000	FT	Accent Trim - Vinyl - Off White
9	096208-01-AA3	EA	Cabinet Asm. - Headboard
10	091829-01-AA3	EA	Headliner - Front - Beige
10	091829-01-A93	EA	Headliner - Front - Off White
	091825-02-AA3	EA	Headliner - Vinyl Covered - Sides - Beige
	091825-02-A93	EA	Headliner - Vinyl Covered - Sides - Off White
11	M01298-03-000	EA	Console - Overhead - w/o Holes - Beige
11	076351-10-000	EA	Console - Overhead - w/o Lights & Gauges - Off White (Generator Options)
11	076351-09-000	EA	Console - Overhead - w/o Lights & Gauges - Off White
	024461-01-000	EA	Switch - Battery
	024462-01-000	EA	Switch - Battery Condition
	024976-01-000	EA	Switch - Generator w/o Circuit Board
	031035-01-000	EA	Gauge - Generator Hourmeter
	024459-04-000	EA	Gauge - Voltmeter
	024459-02-000	EA	Bracket - Mounting - Voltmeter Gauge
	094795-01-000	EA	Speedometer - Kilometer
	094797-01-000	EA	Instrument Cluster - KM89 - Gas
..	094797-03-000	EA	Instrument Cluster - KM90 - Gas
			.. These parts are used from 10/2/89 on.
			.. These parts are used from 3/19/90 on.

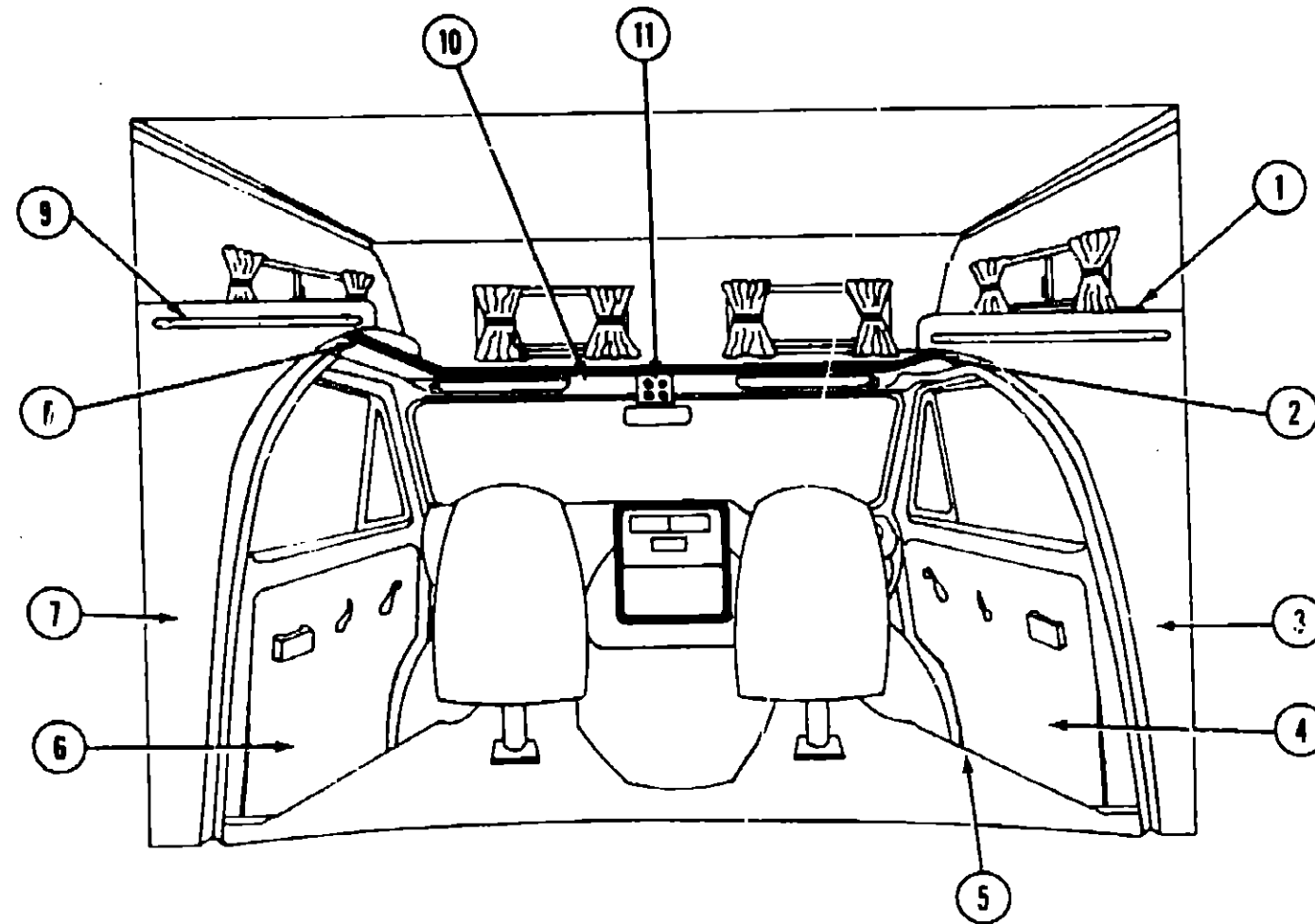
1990 WINNEBAGO
TABLE OF CONTENTS

INTRODUCTION	A-01 - A-02
ABBREVIATIONS	A-03
ALPHABETICAL/GROUP REFERENCE	A-04 - A-06
WT319RB	A-07 - C-16
WT520RC	C-17 - E-18
WC323RC	E-19 - I-02

1990 WC323RC INDEX

Floor Plan	E-19 - E-20
Accessories Group	E-21 - E-24
Bath Group	F-01 - F-02
Bedroom Group	F-03
Chassis Group	F-04 - F-07
Curtain, Cushion & Pad Group	F-08 - F-16
Dinette Group	F-17 - F-18
Driver's Compartment Group	F-19 - F-24
Electrical Group	G-01 - G-03
Exterior Body Group	G-04 - G-08
Galley Group	G-09 - G-12
Heating & Air Conditioning Group	G-13 - G-15
Interior Finish Group	G-16 - G-18
Labels Group	G-19 - H-02
LP Group	H-03
Lounge Group	H-04
Sealants & Fasteners Group	H-05 - H-06
Water & Sewage Group	H-07 - H-08
Window, Vent & Exterior Door Group	H-09 - I-02

DRIVER'S COMPARTMENT GROUP (CONTINUED)



DRIVER'S COMPARTMENT GROUP (CONTINUED)

MISCELLANEOUS DRIVER'S COMPARTMENT COMPONENTS (FORD)

Key	Part Number	U/M	Description
1	096208-01-AA3	EA	Cabinet Asm. - Headboard
2	M96155-01-AA3	EA	Sleeper Board Asm.
*2	M96155-01-A93	EA	Sleeper Board Asm.
	079800-03-000	EA	Trim - Front Sleeper Board - Metal - Off White
	096244-02-AA3	EA	Wingwall Asm. - Inner - Passenger - Beige
3	096244-01-A93	EA	Wingwall Asm. - Inner - Passenger - Off White
**4	NOTE	EA	Side Panel - Cab Door - Passenger
5	093410-01-AA3	EA	Floor Mat - Passenger
	093411-01-AA3	EA	Floor Mat - Driver
**6	NOTE	EA	Panel Asm. - Cab Door - Driver - Beige
7	096244-02-AA3	EA	Wingwall Asm. - Inner - Driver - Beige
7	096244-02-A93	EA	Wingwall Asm. - Inner - Driver - Off White
	091871-01-000	EA	Cover - Seat Belt - Beige
	091871-05-000	EA	Cover - Seat Belt - Off White
	082069-03-AA3	EA	Trim - Wingwall - 158" - Wood
	074045-07-000	EA	Plug - Wood - 1/2"
8	080742-02-000	FT	Accent Trim - Vinyl - Beige
8	080742-03-000	FT	Accent Trim - Vinyl - Off White
9	096208-01-AA3	EA	Cabinet Asm. - Headboard
10	091831-01-AA3	EA	Headliner Asm. w/Vinyl - Front - Beige
10	091831-01-A93	EA	Headliner Asm. w/Vinyl - Front - Off White
	091825-02-AA3	EA	Headliner - Vinyl Covered - Side - Beige
	091825-02-A93	EA	Headliner - Vinyl Covered - Side - Off White
11	M01298-01-000	EA	Console - Overhead - w/o Holes - Beige
11	049360-20-000	EA	Console - Overhead - w/o Lights or Gauges - Off White
11	049360-19-000	EA	Console - Overhead - w/o Lights or Gauges - Off White (Generator Option)
	024461-01-000	EA	Switch - Battery
	024462-01-000	EA	Switch - Battery Condition
	024976-01-000	EA	Switch - Generator w/o Circuit Board
	031035-01-000	EA	Gauge - Generator Hourmeter
	024459-04-000	EA	Gauge - Voltmeter
	024459-02-000	EA	Bracket - Mounting - Voltmeter Gauge
	094795-01-000	EA	Speedometer - Kilometer (CSA)

- * These are parts used from 10/2/89 on.
 ** This part is supplied by your Ford dealer.

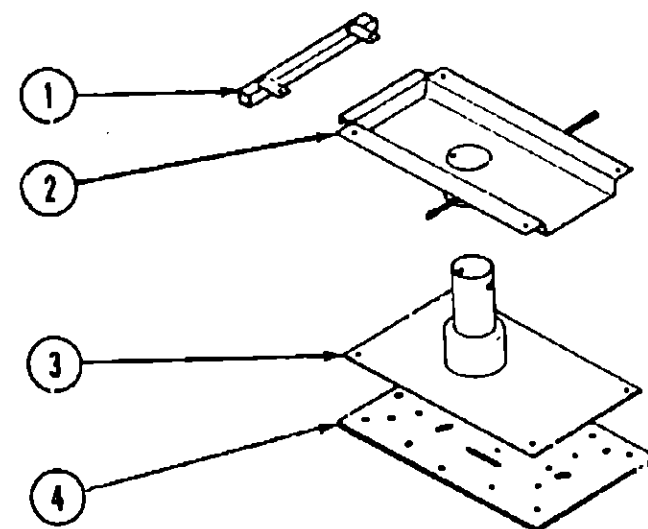
1990 WINNEBAGO TABLE OF CONTENTS

INTRODUCTION	A-01 - A-02
ABBREVIATIONS	A-03
ALPHABETICAL/GROUP REFERENCE	A-04 - A-06
WT319RB	A-07 - C-16
WT320RC	C-17 - E-18
WC323RC	E-19 - I-02

1990 WC323RC INDEX

Floor Plan	E-19 - E-20
Accessories Group	E-21 - E-24
Bath Group	F-01 - F-02
Bedroom Group	F-03
Chassis Group	F-04 - F-07
Curtain, Cushion & Pad Group	F-08 - F-16
Dine'n Group	F-17 - F-18
Driver's Compartment Group	F-19 - F-24
Electrical Group	G-01 - G-03
Exterior Body Group	G-04 - G-08
Galley Group	G-09 - G-12
Heating & Air Conditioning Group	G-13 - G-15
Interior Finish Group	G-16 - G-18
Labels Group	G-19 - H-02
LP Group	H-03
Lounge Group	H-04
Sealants & Fasteners Group	H-05 - H-06
Water & Sewage Group	H-07 - H-09
Window, Vent & Exterior Door Group	H-09 - I-02

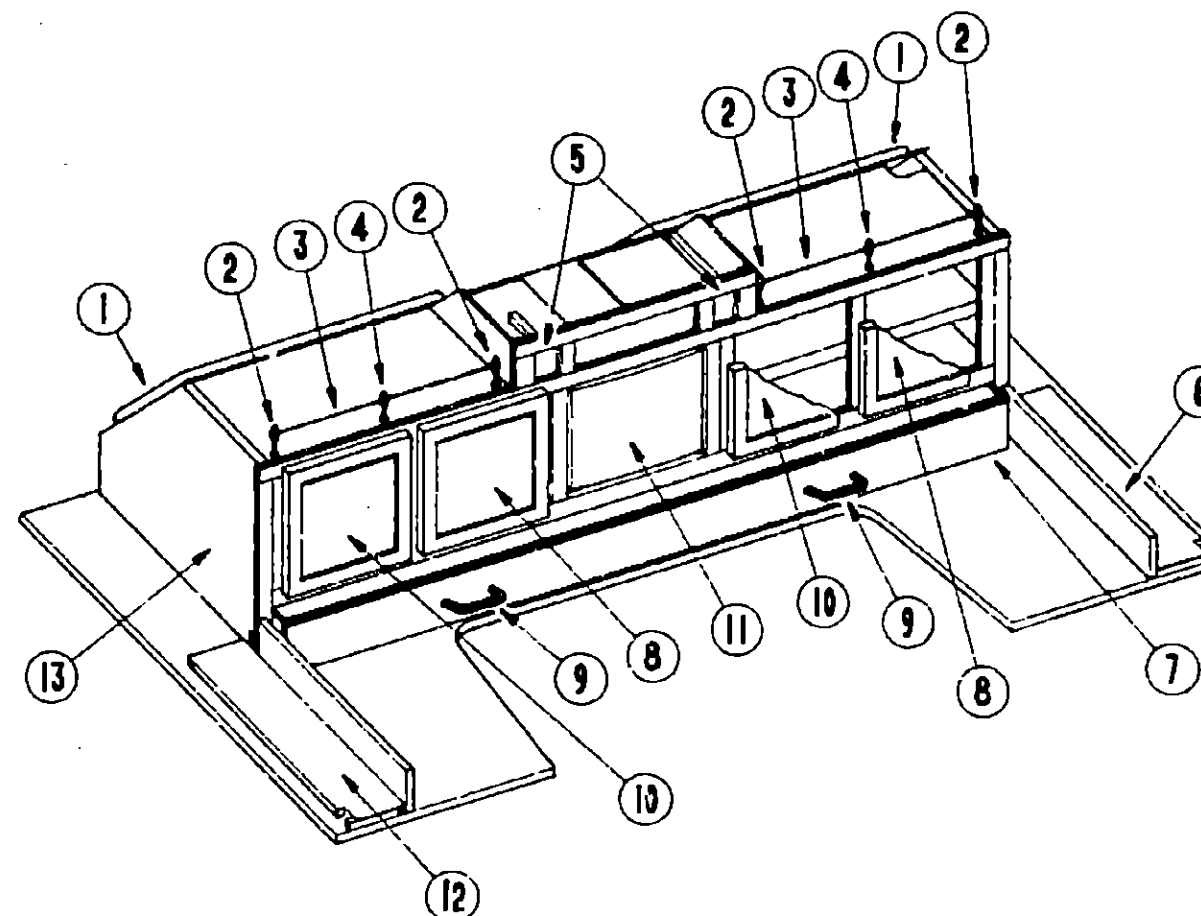
DRIVER'S COMPARTMENT GROUP (CONTINUED)



BUCKET SEAT PEDESTAL & SEAT BELTS

Key	Part Number	U/M	Description
1	069585-29-000	EA	Bar - Seat Belt - 20"
2	069585-27-000	EA	Plate - Top - Pedestal Asm.
3	069585-03-000	EA	Plate - Sub - Pedestal Asm.
4	069585-02-000	EA	Plate - Base - Pedestal Asm. - Bucket Seat
	069246-01-000	EA	Adjuster Asm. - Seat - w/Lock
	069246-02-000	EA	Adjuster Asm. - Seat - w/o Lock
	069246-05-700	EA	Spring For Slide Adjuster
	007221-01-000	EA	Spacer - Seat Adjuster

DRIVER'S COMPARTMENT GROUP (CONTINUED)



Key	Part Number	U/M	Description
1	099879-01-01A	EA	Panel - Window - Black Plastic
2	084070-02-000	EA	Post - End - Brass
3	084071-06-000	EA	Rod - Brass - 25"
4	084070-01-000	EA	Post - Center - Brass
5	072333-67-000	YD	Fabric - Speaker Cover
	098819-01-000	EA	Speaker - 2 Watt - 8 OHM - 4"
	074979-11-000	EA	Cover - Speaker - Plastic - Off White
6	099687-01-AA3	EA	Cabinet - Headboard - Passenger
7	099639-01-AA3	EA	Drawer - Entertainment - Front
	079145-07-000	EA	Cushion - Front Bunk - 28" x 75" x 2.5"
8	M90654-94-A93	EA	Door - Cabinet - 14" x 14" - w/o Hardware
9	088264-01-000	EA	Pull - Drawer - Polished Brass
10	MS6654-95-A93	EA	Door - Cabinet - 14" x 14" - w/o Hardware
11	098447-01-000	EA	TV - 13" Color w/Remote (USA)
11	098447-02-000	EA	TV - 13" Color w/Remote (CSA)
	098447-01-700	EA	Remote Control
	099856-01-000	EA	TV - Tiedown
12	099687-02-AA3	EA	Cabinet - Headboard - Driver
13	099445-01-AA3	EA	Cabinet - Entertainment
	See Curtain, Cushion & Pad Group for further breakdown of this item.		

1990 WINNEBAGO TABLE OF CONTENTS

INTRODUCTION	A-01 - A-02
ABBREVIATIONS	A-03
ALPHABETICAL/GROUP REFERENCE	A-04 - A-06
WT319RB	A-07 - C-16
WT320RC	C-17 - E-18
WC323RC	E-19 - I-02

1990 WC323RC INDEX

Floor Plan	E-19 - E-20
Accessories Group	E-21 - E-24
Bath Group	F-01 - F-02
Bedroom Group	F-03
Chassis Group	F-04 - F-07
Curtain, Cushion & Pad Group	F-03 - F-16
Dinette Group	F-17 - F-18
Driver's Compartment Group	F-19 - F-24
Electrical Group	G-01 - G-03
Exterior Body Group	G-04 - G-08
Galley Group	G-09 - G-12
Heating & Air Conditioning Group	G-13 - G-15
Interior Finish Group	G-16 - G-18
Labels Group	G-19 - H-02
LP Group	H-03
Lounge Group	H-04
Sealants & Fasteners Group	H-05 - H-06
Water & Sewage Group	H-07 - H-08
Window, Vent & Exterior Door Group	H-09 - I-02

ELECTRICAL GROUP **MISCELLANEOUS ELECTRICAL COMPONENTS**

Key	Part Number	U/M	Description
	072852-01-000	EA	Smoke Detector w/9 Volt Battery
	083208-01-000	EA	Converter - 32 Amp. w/Charger
	094809-01-000	EA	Load Center - 240 Volt - 125 Amp. (Export)

WIRES, SWITCHES, & RECEPTACLES

Key	Part Number	U/M	Description
	008288-01-000	EA	Box - Electrical - 3" x 3.5" - Plastic
	093603-01-000	EA	Box - Electrical - 4" x 2 1/8" x 2 1/8"
	008289-01-000	EA	Box - Electrical - 4" x 4" - 1/2 & 3/4 Steel
	008289-02-000	EA	Box - Electrical - 4" x 4" (CSA)
	058043-01-000	EA	Box - Electrical - 2" x 3" x 2.25" - Steel
	008037-01-000	EA	Cable - Battery - 1 AWG - Stranded - Black
	041953-01-000	FT	Conduit - Convoluted Slit - .5" ID
	041953-05-000	FT	Conduit - Convoluted Slit - .62" ID
	041953-07-000	FT	Conduit - Convoluted Slit - .25" ID
	041953-09-000	FT	Conduit - Convoluted Slit - .50" ID
	041953-10-000	FT	Conduit - Convoluted Slit - .75" ID
	041953-11-000	FT	Conduit - Convoluted Slit - 1.06" ID
	008355-01-000	EA	Connector - Cable Clamping - 3/4"
	006356-01-000	EA	Connector - Plastic - 3/8" Avg.
	058028-01-000	EA	Connector - Pigtail - Clear Nylon
	008311-01-000	EA	Connector - Wire Nut - Red
	008314-01-000	EA	Connector - Wire Nut - Gray
	031967-01-000	EA	Contact - Receptacle
	008054-01-000	EA	Cord - Power - 10-3 30 Amp. - 25'
	008052-01-000	EA	Cord - Power - 10-3 30 Amp. (CSA)
	008294-01-000	EA	Cover Plate - Electrical Box - Blank Steel - 4 x 4 (USA)
	008294-02-000	EA	Cover Plate - Electrical Box - Blank Steel - 4" x 4" (CSA)
	053337-01-000	EA	Cover Plate - Blank - Ivory
	031035-01-000	EA	Gauge - Hourmeter
	024459-04-000	EA	Gauge - Voltmeter
	071015-14-000	EA	Grommet - .38" ID - Fits .09" Material - Rubber
	071015-17-000	EA	Grommet - .38" ID - Fits .06" Material - Rubber
	023942-01-000	EA	Grommet - Rubber - 2" OD
	062037-01-000	EA	Housing - Auto Fuse - Natural
	062037-05-000	EA	Housing - Auto Fuse - Gray
	063910-01-000	EA	Housing - Relay
	088474-09-000	EA	Housing - Socket
	097744-01-000	EA	Housing - Trailer Pin - 12"
	097744-02-000	EA	Housing - Trailer Pin - 48"
	097746-01-000	EA	Housing Asm. - Trailer Cap
	097745-02-000	EA	Housing Asm. - Trailer Receptacle - 48"
	064398-01-000	EA	Housing Asm. - Trailer Receptacle
	088473-05-000	EA	Housing Pin - 6 Position In Line
	054532-01-000	EA	Housing Pin - 6 Position
	088473-06-000	EA	Housing Pin - 6 Position
	054532-02-000	EA	Housing Pin - 4 Position
	088473-03-000	EA	Housing Pin - 4 Position
	088473-09-000	EA	Housing Pin - 3 Position
	088473-10-000	EA	Housing Pin - 2 Position
	088474-06-000	EA	Housing Socket - 6 Position
	088475-01-000	EA	Pin - Connector
	031968-01-000	EA	Plug - Contact - Brass
	094334-01-000	EA	Plug - Electrical - 3 Position - Furnaco
	075736-02-000	EA	Receptacle Cover Asm. - Off White (Exterior)
	084077-01-000	EA	Receptacle Cover - Ivory (Ground Fault Interrupter)
	084078-01-000	EA	Receptacle - 15 Amp. - 125 Volt - Ivory (Ground Fault Interrupter)
	024824-02-000	EA	Receptacle - Power Cord
	058707-01-000	EA	Receptacle - Single - Brown
	007940-01-000	EA	Receptacle - Slide - 16 to 12 Awg.
	056708-02-000	EA	Receptacle - Double Electrical - Ivory
	058708-01-000	EA	Receptacle - Duplex - Brown

ELECTRICAL GROUP (CONTINUED) **WIRES, SWITCHES & RECEPTACLES (CONTINUED)**

Key	Part Number	U/M	Description
	088476-01-000	EA	Socket - Connector
	088476-02-000	EA	Socket - Connector - 12-10 Ga.
	008188-01-000	EA	Solenoid - 3 Post - Battery Charge Over
	024461-01-000	EA	Switch - Battery
	024462-01-000	EA	Switch - Battery Condition
	024776-01-000	EA	Switch - Generator w/o Circuit Board
	077942-02-000	EA	Switch - Dummy - Black
	008105-01-000	EA	Switch - Push Button - 12 Volt
	098351-01-01A	EA	Switch Plate - 1 Gang - Polished Brass
	098351-02-01A	EA	Switch Plate - 2 Gang - Polished Brass
	079334-01-000	EA	Switch - On/Off Rocker - Brown
	007942-01-000	EA	Tab - 16 to 14 Awg. Wire
	007949-01-000	EA	Tab - 14 to 10 Awg. Wire
	031965-01-000	EA	Tab - Housing - 2 Position
	047443-01-000	EA	Terminal - .250 Receptacle Fit - Insulated - 16/14 AWG
	047443-02-000	EA	Terminal - .250 Receptacle Fit - Insulated - 12/10 AWG
	008326-01-000	EA	Terminal Ring - 16/14 Wire - 3/8" Stud
	035416-04-000	EA	Terminal Ring - #10 Stud Fit
	008328-01-000	EA	Terminal Ring - 12/10 Wire
	008348-01-000	EA	Terminal Ring - 2 - 3/8 Stud
	008331-01-000	EA	Terminal Ring - 4 - 3/8 Stud
	062036-02-000	EA	Terminal - Pack - Con - 16/14 AWG
	008026-01-000	FT	Wire - 12/2 Romex w/Ground
	008030-01-000	FT	Wire - Bonded
	008343-01-000	EA	Wire Tie - 6"
	008343-02-000	EA	Wire Tie - 14"

EXTERIOR LIGHTS

Key	Part Number	U/M	Description
	042405-01-000	EA	Lens - Side Marker/Clearance Light - w/Reflex - Red
	042405-02-000	EA	Lens - Side Marker Light - w/Reflex - Amber
	042405-03-000	EA	Base - Clearance Light - Rectangular
	091983-01-000	EA	Gasket - Light - Side Marker
	036196-01-000	EA	Bulb - 12 Volt - #194
	062740-04-000	EA	Wedge - Tail Light - Plastic - Passenger Side - Off White
	062742-04-000	EA	Wedge - Tail Light - Plastic - Driver Side - Off White
	007309-01-000	EA	Light - License Plate
	059540-01-000	EA	Bracket - License Plate
	058032-02-000	EA	Tail Lamp - 2 Bulb - Black Bezel
	058032-02-700	EA	Lens - Tail Lamp - w/Backup - Red
	058032-02-701	EA	Lens - Tail Lamp - w/o Backup - Red
	037935-01-000	EA	Bulb - Tail Lamp - #1157 - 12 Volt
	097917-01-01A	EA	Light - Porch/Entry Door - Off White (US)
	097917-01-700	EA	Lens - Porch Light
	008089-02-000	EA	Porch Light - Recessed (CSA)
	008089-01-700	EA	Lens - Porch Light
	008215-01-000	EA	Bulb - Porch Light

INTERIOR LIGHTS

Key	Part Number	U/M	Description
	007309-01-000	EA	Light - Step Well - Round - 12V
	098024-01-01A	EA	Dome Light - 1 Bulb - Ivory
	098024-02-01A	EA	Dome Light - 1 Bulb - Ivory (CSA)
	098024-03-01A	EA	Dome Light - 2 Bulb - Ivory
	098024-04-01A	EA	Dome Light - 2 Bulb - Ivory (CSA)
	098024-01-700	EA	Lens - Dome Light
	003218-01-000	EA	Bulb - Dome Light - 12 Volt - #1141
	086280-01-000	EA	Light - Surface Mount - 12 Volt
	086280-01-700	EA	Bulb - 12 Volt - 6 Watt

1990 WINNEBAGO **TABLE OF CONTENTS**

INTRODUCTION	A-01 - A-02
ABBREVIATIONS	A-03
ALPHABETICAL/GROUP REFERENCE	A-04 - A-06
WT319RB	A-07 - C-16
WT320RC	C-17 - E-18
WC323RC	E-19 - I-02

1990 WC323RC INDEX

Floor Plan	E-19 - E-20
Accessories Group	E-21 - E-24
Bath Group	F-01 - F-02
Bedroom Group	F-03
Chassis Group	F-04 - F-07
Curtain, Cushion & Pad Group	F-08 - F-16
Dinette Group	F-17 - F-18
Driver's Compartment Group	F-19 - F-24
Electrical Group	G-01 - G-03
Exterior Body Group	G-04 - G-08
Galley Group	G-09 - G-12
Heating & Air Conditioning Group	G-13 - G-15
Interior Finish Group	G-16 - G-18
Labels Group	G-19 - H-02
LP Group	H-03
Lounge Group	H-04
Sealants & Fasteners Group	H-05 - H-06
Water & Sewage Group	H-07 - H-08
Window, Vent & Exterior Door Group	H-09 - I-02

ELECTRICAL GROUP (CONTINUED)

BULBS

Key	Part Number	U/M	Description
	092896-01-709	EA	Bulb - 912 (Stove Hood)
	008215-01-000	EA	Bulb - 1003 (Porch Light)
	008218-01-000	EA	Bulb - 1141 (Dome Light)
	037934-01-000	EA	Bulb - 1156 (Back-Up Light)
	037935-01-000	EA	Bulb - 1157 (Tail Lamp)
	084880-01-706	EA	Bulb - DC Light (Refrigerator) (Export)
	088737-01-710	EA	Bulb - 30W (Microwave Oven)
	036196-01-000	EA	Bulb - 194 (Clearance Light)
	086280-01-700	EA	Bulb - 12 Volt - 6 Watt (Surface Light)

FUSES & CIRCUIT BREAKERS

Key	Part Number	U/M	Description
	008235-01-000	EA	Fuse - 12 Volt - 15 Amp.
	008211-01-000	EA	Circuit Breaker - 6 Amp. - 12 Volt
	083209-01-000	EA	Circuit Breaker - 15 Amp. 120 Volt
	083210-02-000	EA	Circuit Breaker - 15 Amp. - 120 Volt (Ground Fault Interrupter)
	083209-02-000	EA	Circuit Breaker - 15/15 Amp. - 120 Volt
	083209-03-000	EA	Circuit Breaker - 15/20 mp. - 120 Volt
	033573-01-000	EA	Circuit Breaker - 20 Amp. - 12 Volt
	094811-01-000	EA	Circuit Breaker - 20/20 Amp. - 120 Volt
	008268-01-000	EA	Circuit Breaker - 30 Amp. - 12 Volt
	083209-04-000	EA	Circuit Breaker - 20 Amp. - 120 Volt
	083209-06-000	EA	Circuit Breaker - 30/15 Amp. - 120 Volt
	094810-01-000	EA	Circuit Breaker - 30/30 Amp. - 120 Volt (Export)
	083209-08-000	EA	Circuit Breaker Blank
	050283-02-000	EA	Circuit Breaker - Buss Bar
	100341-01-000	EA	Fuse Holder - In Line Type

EXTERIOR BODY GROUP

MISCELLANEOUS EXTERNALLY MOUNTED PARTS

Key	Part Number	U/M	Description
	083558-01-000	EA	Plumbing Seal - Roof Vent - 1.5
	009126-01-000	EA	Assist Handle - Chrome
	009126-02-000	EA	Assist Handle - Black
	087659-04-000	EA	Fill - City Water - Off White
	069362-06-000	EA	Tube - Support - Floor to Valance - 17"
	075736-02-000	EA	Cover - Exterior Receptacle - Off White
	083615-06-000	EA	Holder - Compartment Door - Plastic - Off White
	049347-02-000	EA	Head - Mirror - 7.5" x 10.5" - Off White
	062047-01-000	EA	Arm - West Coast Mirror
	006043-01-000	EA	Mirror - Exterior - Convex - Adhesive Backed

SHEET FIBERGLASS, ALUMINUM & STYROFOAM

Key	Part Number	U/M	Description
	044487-01-001	EA	Aluminum - Mill Finish - No Design - 96" x 360" (Roof)
	001054-01-011	EA	Aluminum Sheet - 48" x 96" - Flat - Off White
	000868-01-000	SF	Styrofoam - 3/4" x 24" x 96"
	000870-03-000	SF	Styrofoam - 1.34" x 48" x 96"
	076054-95-000	EA	Fiberglass Sheet - 36" x 205" - Off White
	077517-24-000	EA	Fiberglass Sheet - 48" x 96" - Off White
	077517-52-000	EA	Fiberglass Sheet - 29.69" x 27.88" - Off White

1990 WINNEBAGO
TABLE OF CONTENTS

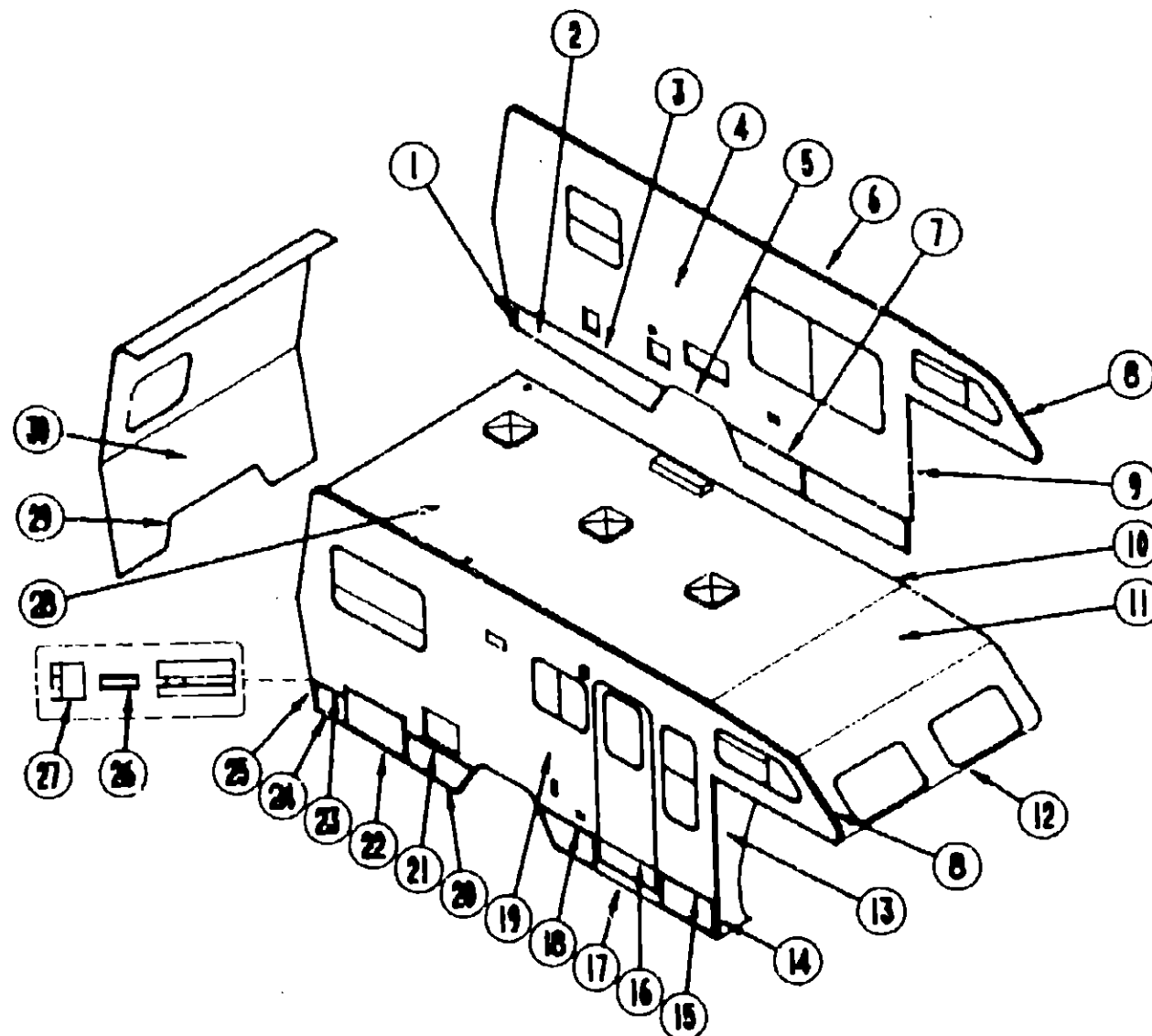
INTRODUCTION	A-01 - A-02
ABBREVIATIONS	A-03
ALPHABETICAL/GROUP REFERENCE	A-04 - A-06
WT319RB	A-07 - C-16
WT320RC	C-17 - E-18
WC323RC	E-19 - I-02

1990 WC323RC INDEX

Floor Plan	E-19 - E-20
Accessories Group	E-21 - E-24
Bath Group	F-01 - F-02
Bedroom Group	F-03
Chassis Group	F-04 - F-07
Curtain, Cushion & Pad Group	F-08 - F-16
Dinette Group	F-17 - F-18
Driver's Compartment Group	F-19 - F-24
Electrical Group	G-01 - G-03
Exterior Body Group	G-04 - G-08
Galley Group	G-09 - G-12
Heating /A Air Conditioning Group	G-13 - G-15
Interior Finish Group	G-16 - G-18
Labels Group	G-19 - H-02
LP Group	H-03
Lounge Group	H-04
Sealants & Fasteners Group	H-05 - H-06
Water & Sewage Group	H-07 - H-08
Window, Vent & Exterior Door Group	H-09 - I-02

EXTERIOR BODY GROUP (CONTINUED)

EXTERIOR BODY PANELS



Key	Part Number	U/M	Description
1	097907-02-02A	EA	Filler - Valance Panel - Rear - Off White
2	096393-07-AA3	EA	Valance Asm. - Rear (Stationary)
2	096393-02-AA3	EA	Valance Asm. - Rear (Hinged)
3	096816-04-01A	EA	Trim - Sidewall - Lower - 75.2" - Off White
4	M96271-01-AA3	EA	Sidewall Asm. - Driver (Special Order Item)
4	M96679-01-AA3	EA	Sidewall Asm. - Driver (Special Order Item)
5	096215-01-01A	EA	Trim - Wheelwell - Rear - Metal - Off White
6	096864-01-01A	EA	Trim - Contour - Roof - Off White
7	096817-03-01A	EA	Trim - Sidewall - Lower - 85.16" - Off White
8	096854-01-01A	EA	Trim - Contour - Off White
9	079280-01-01A	FT	Vinyl Insert - Contour Trim - 72" - Off White
9	096970-02-01A	EA	Trim - Wingwall - Off White
	M96772-02-AA3	EA	Wingwall - Driver Side w/Gusset (Chevrolet)
	M96154-02-AA3	EA	Wingwall - Driver Side w/Gusset (Ford)
	096845-02-01A	EA	Trim - "L" Angled - Driver Wingwall - Off White
	021241-01-000	FT	Vinyl - Exterior Trim - Between Wingwall & Cab Seal - White
†	099334-01-000	FT	Vinyl - Exterior Trim - Between Wingwall & Cab Seal - White
10	078580-01-000	EA	Trim - Roof to Front Cab
11	M76177-01-700	EA	Roof Section - Cab Over to First Seam
12	039644-09-000	EA	Trim - Steeper Board - Off White
13	M96772-01-AA3	EA	Wingwall - Passenger Side w/Gusset (Chevrolet)
13	M96154-01-AA3	EA	Wingwall - Passenger Side w/Gusset (Ford)
	096845-01-01A	EA	Trim - "L" Angled - Passenger Wingwall - Off White
	021241-01-000	FT	Vinyl - Exterior Trim - Between Wingwall & Cab Seal - White
†	099334-01-000	FT	Vinyl - Exterior Trim - Between Wingwall & Cab Seal - White

G-5

Key	Part Number	U/M	Description
14	096970-01-01A	EA	Trim - Wingwall - Off White
15	096818-04-01A	EA	Trim - Sidewall - Lower - 27" - Off White
16	002444-04-002	EA	Feature Strip w/o Insert - 15' Long - Off White
	001030-02-003	EA	Insert - Feature Strip - Stucco
	009731-01-000	EA	End Cap - Feature Strip
17	096835-01-AA3	EA	Valance - Entry Door
18	096818-05-01A	EA	Trim - Sidewall - Lower - 29.2" - Off White
19	M96269-01-AA3	EA	Sidewall Asm. - Passenger (Special Order Item)
19	M96678-01-AA3	EA	Sidewall Asm. - Passenger (Special Order Item)
20	096393-03-AA3	EA	Valance Asm. - Rear Center
21	096817-05-01A	EA	Trim - Sidewall - Lower - 32.1" - Off White
22	096217-55-001	EA	U-Channel - Extrusion - 17.5" - Off White
23	096816-06-01A	EA	Trim - Sidewall - Lower - 14" - Off White
24	096397-01-AA3	EA	Valance Asm. - Rear - w/Square Corners
25	097907-01-02A	EA	Filler - Valance Panel - Rear - Off White
26	001030-02-003	EA	Insert - Lower Sidewall Trim
27	096424-02-01A	EA	End Cap - Sidewall Trim - Rear (Passenger Side) & Front (Driver Side)
	096424-01-01A	EA	End Cap - Sidewall Trim - Rear (Driver Side) & Front (Passenger Side)
28	M96632-01-AA3	EA	Roof Asm. (Special Order Item)
28	M96632-01-A93	EA	Roof Asm. (Special Order Item)
29	096197-01-01A	EA	Trim - Backwall - Lower - U-Channel - 1" Wide - Off White
30	M96481-01-AA3	EA	Backwall Asm. (Special Order Item)
30	M96481-01-A93	EA	Backwall Asm. (Special Order Item)
†			See the inset illustration for additional parts.
†			These parts were used from 10/2/89 on.
†			These parts were used from 2/14/90 on.

1990 WINNEBAGO TABLE OF CONTENTS

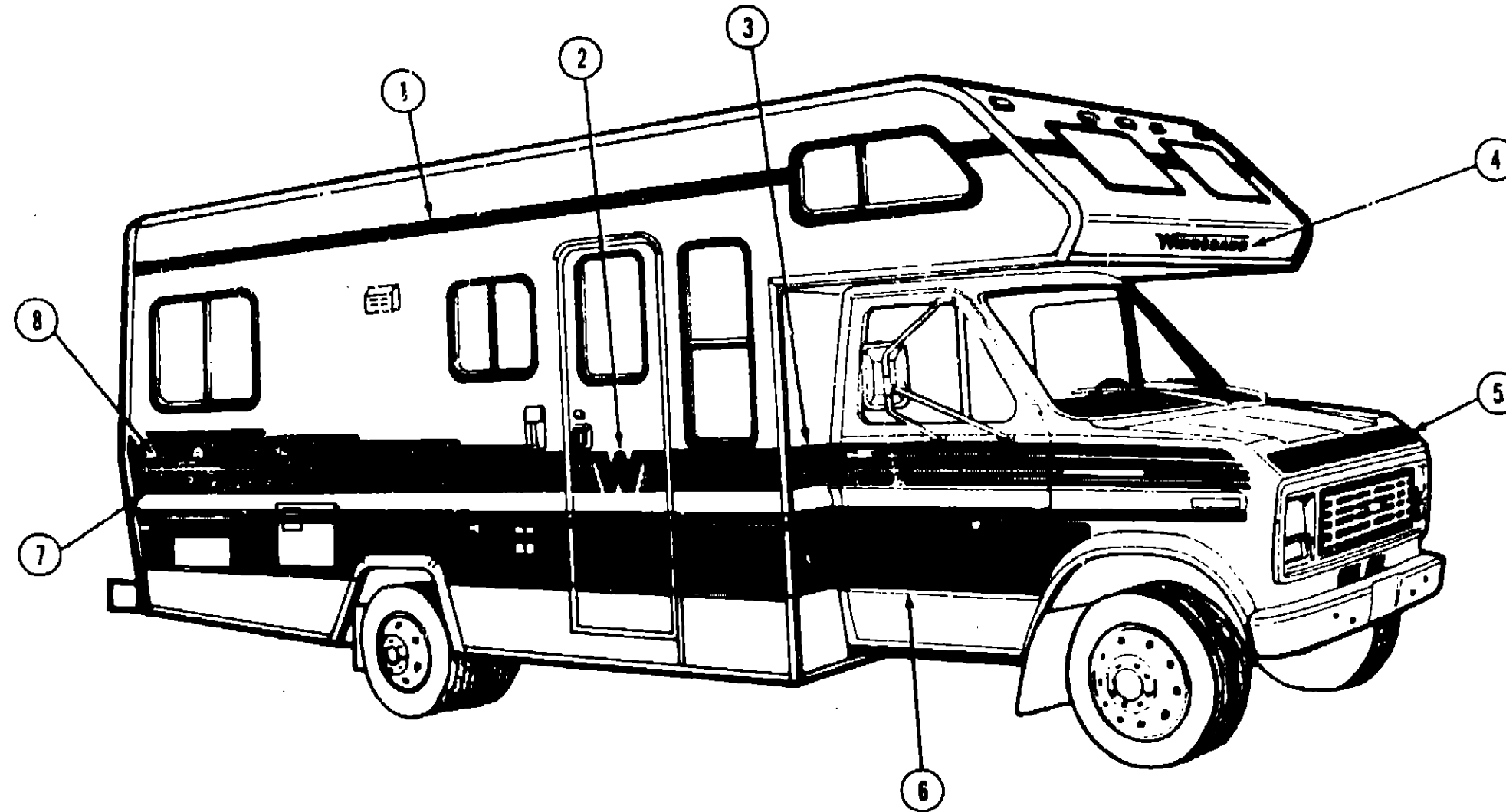
INTRODUCTION	A-01 - A-02
ABBREVIATIONS	A-03
ALPHABETICAL/GROUP REFERENCE	A-04 - A-06
WT319RB	A-07 - C-16
WT320RC	C-17 - E-18
WC323RC	E-19 - I-02

1990 WC323RC INDEX

Floor Plan	E-19 - E-20
Accessories Group	E-21 - E-24
Bath Group	F-01 - F-02
Bedroom Group	F-03
Chassis Group	F-04 - F-07
Curtain, Cushion & Pad Group	F-08 - F-16
Dinette Group	F-17 - F-18
Driver's Compartment Group	F-19 - F-24
Electrical Group	G-01 - G-03
Exterior Body Group	G-04 - G-08
Galley Group	G-09 - G-12
Heating & Air Conditioning Group	G-13 - G-15
Interior Finish Group	G-16 - G-18
Labels Group	G-19 - H-02
LP Group	H-03
Lounge Group	H-04
Sealants & Fasteners Group	H-05 - H-06
Water & Sewage Group	H-07 - H-08
Window, Vent & Exterior Door Group	H-09 - I-02

G-6

EXTERIOR BODY GROUP (CONTINUED) DECALS & MULTISTRIPE



Key	Part Number	U/M	Description
1	065217-N1-000	FT	Multistripe - 2 Stripes - 2.40" x 150' - Burgundy/Blue
2	079351-36-000	EA	Decal - Flying "W" - Blue
3	078831-70-000	FT	Stripe - 1 Line - 1.75" x 150' - Blue
4	050313-22-000	EA	Decal - Logo - "Winnebago" - 2.8" - Chrome
5	081944-10-000	EA	Decal - Hood - Chevrolet - Medium Blue
5	081940-10-000	EA	Decal - Hood - Ford - Medium Blue
6	093680-18-01A	FT	Multistripe - 2 Stripes - 10.98" x 150' - Gray
7	078196-41-000	FT	Multistripe - 4 Stripes - 4.5" x 150' - Burgundy
8	093589-01-01A	EA	Decal - Logo - "Warrior" - Black/Off White

For your convenience here are the Dupont color codes that you can purchase locally:
 Burgundy L8543
 Blue K8147
 Off White L8723L
 Black 99A
 Gray B8861

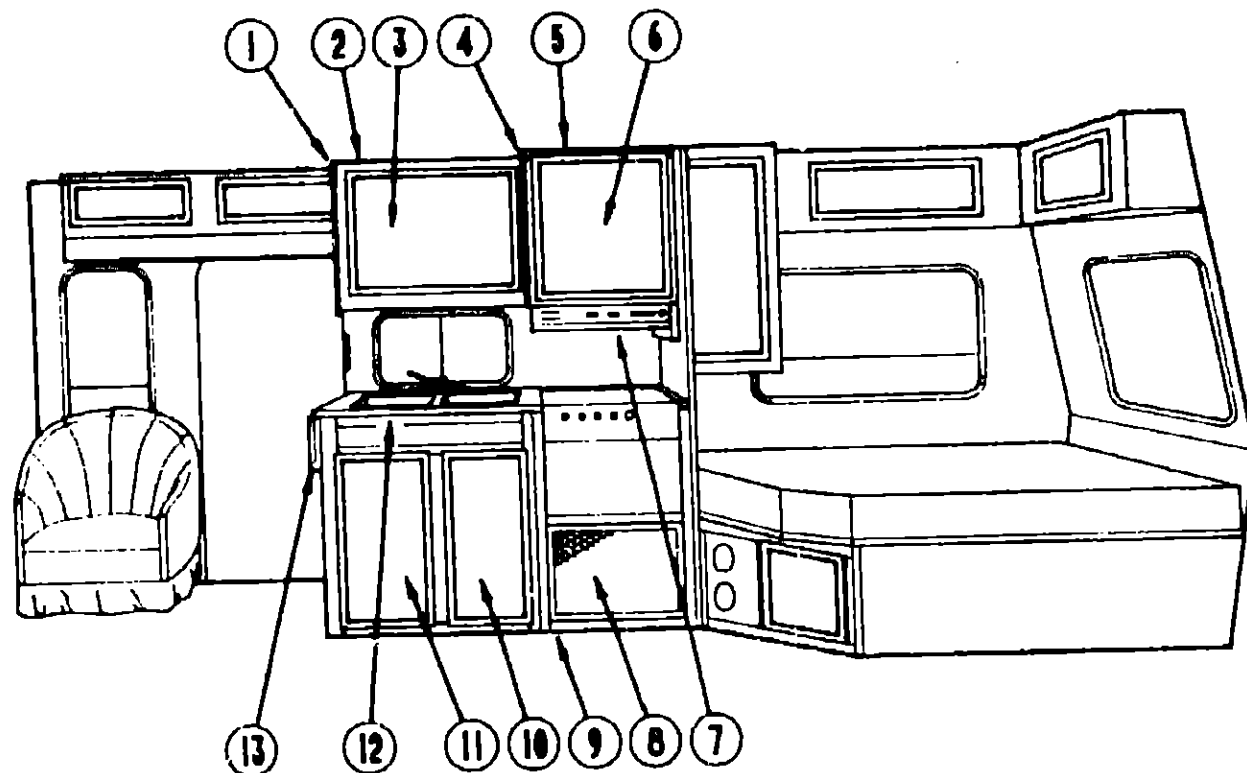
1990 WINNEBAGO TABLE OF CONTENTS

INTRODUCTION	A-01 - A-02
ABBREVIATIONS	A-03
ALPHABETICAL/GROUP REFERENCE	A-04 - A-06
WT319RB	A-07 - C-16
WT320RC	C-17 - E-18
V/C323RC	E-19 - I-02

1990 WC323RC INDEX

Floor Plan	E-19 - E-20
Accessories Group	E-21 - E-24
Bath Group	F-01 - F-02
Bedroom Group	F-03
Chassis Group	F-04 - F-07
Curtain, Cushion & Pad Group	F-08 - F-16
Dinette Group	F-17 - F-18
Driver's Compartment Group	F-19 - F-24
Electrical Group	G-01 - G-03
Exterior Body Group	G-04 - G-08
Galley Group	G-09 - G-12
Heating & Air Conditioning Group	G-13 - G-15
Interior Finish Group	G-16 - G-18
Labels Group	G-19 - H-02
LP Group	H-03
Lounge Group	H-04
Sealants & Fasteners Group	H-05 - H-06
Water & Sewage Group	H-07 - H-08
Window, Vent & Exterior Door Group	H-09 - I-02

GALLEY GROUP



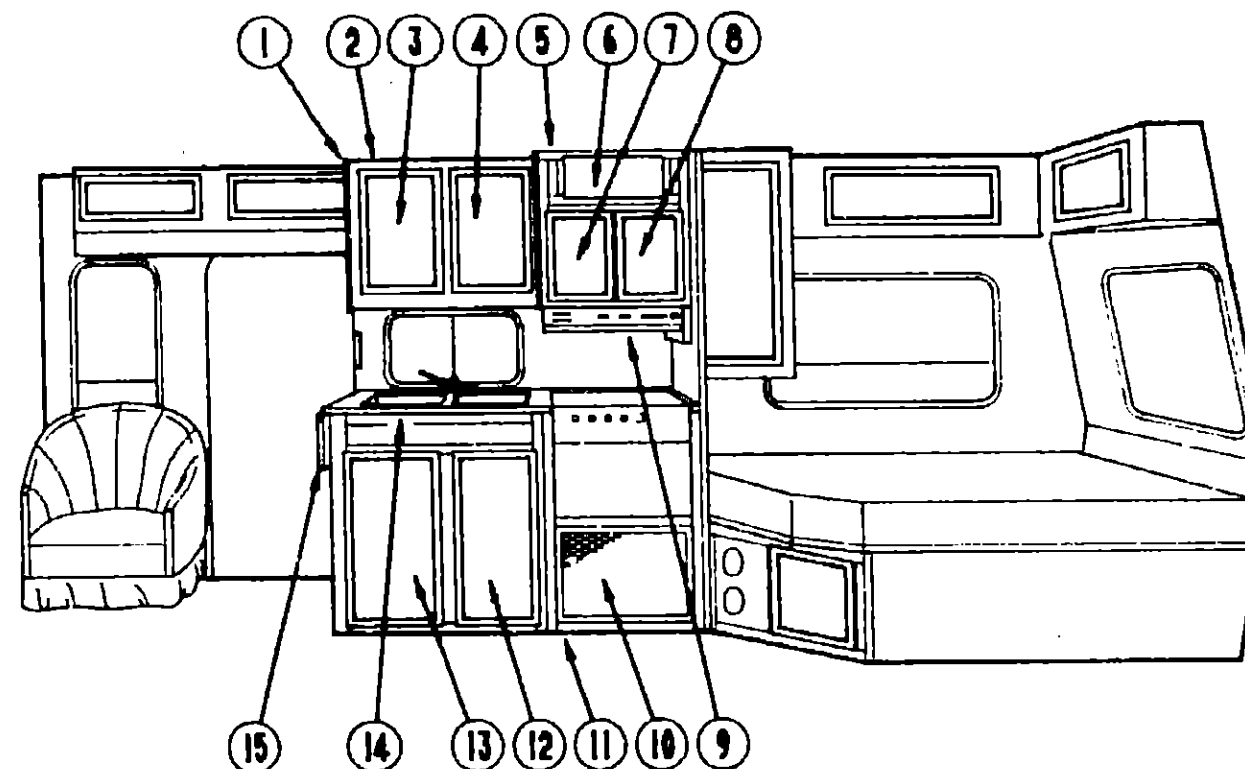
GALLEY CABINETRY
(FROM 00/00/00 THRU 12/33/89)

Key	Part Number	U/M	Description
1	081280-32-AA3	EA	End Cap - Cabinet
2	M96768-01-AA3	EA	Cabinet - Overhead - Sink - w/o Door or Hardware
3	M96652-57-AA3	EA	Door - Overhead Cabinet - 15.9" x 21.8" - w/o Hardware
*3	M96652-57-A93	EA	Door - Overhead Cabinet - 15.9" x 21.8" - w/o Hardware
4	081280-25-AA3	EA	End Cap - Cabinet
5	M96270-02-AA3	EA	Cabinet - Overhead - Range - w/o Door or Hardware
6	M96652-37-AA3	EA	Door - Overhead Cabinet - 14.4" x 21.8" - w/o Hardware
*6	M96652-37-A93	EA	Door - Overhead Cabinet - 14.4" x 21.8" - w/o Hardware
7	097617-01-01A	EA	Monitor Panel - Almond
8	M95947-03-AA3	EA	Door - Furnace - 16" x 22" - w/o Hardware
**8	M95947-03-A93	EA	Door - Furnace - 16" x 22" - w/o Hardware
9	M96831-01-AA3	EA	Cabinet - Galley w/Countertop - w/o Doors or Hardware (AA3)
9	M96831-01-AA4	EA	Cabinet - Galley w/Countertop - w/o Doors or Hardware (AA4)
10	M96652-26-AA8	EA	Door - Cabinet - 14.4" x 33.5" - w/o Hardware
*10	M96652-26-A93	EA	Door - Cabinet - 14.4" x 33.5" - w/o Hardware
11	M96652-27-AA3	EA	Door - Cabinet - 14.4" x 33.5" - w/o Hardware
*11	M96652-27-A93	EA	Door - Cabinet - 14.4" x 33.5" - w/o Hardware
12	096831-11-AA3	EA	Countertop - Galley
12	096831-11-AA4	EA	Countertop - Galley
13	080812-03-AA3	EA	Extension - Countertop - Galley
13	080812-04-AA4	EA	Extension - Countertop - Galley
	009049-01-000	EA	Support - Extension - Galley Countertop
	009059-01-000	EA	Hinge - Galley Extension - Brass
	000G13-06-10C	EA	Screw - 6 - 20 x 5/8 PFH - Antique Brass (Cabinet Door)
	059777-02-000	EA	Hinge - Cabinet Door - Burnished Brass
	097800-01-000	EA	Latch - Door - Flush Mount w/Catch & Screws - Dark Brown
	074493-02-000	EA	Support - Overhead Door - Sprung

* These parts were used from 11/28/89 on.

** These parts were used from 10/29/89 on.

GALLEY GROUP (CONTINUED)



GALLEY CABINETRY
(FROM 12/4/89 THRU 99/99/99)

Key	Part Number	U/M	Description
1	081280-35-AA3	EA	End Cap - Cabinet
2	M99063-01-AA3	EA	Cabinet - Overhead - Sink - w/o Doors or Hardware
3	M96652-70-A93	EA	Door - Overhead Cabinet - 14.4" x 21.8" - w/o Hardware
4	M96652-69-A93	EA	Door - Overhead Cabinet - 14.4" x 21.8" - w/o Hardware
5	M04090-02-AA3	EA	Cabinet - Microwave Overhead - w/o Doors or Hardware
	081280-34-AA3	EA	End Cap - Microwave Cabinet
6	M96652-92-A93	EA	Door - Overhead Cabinet - 7.1" x 21.85" - w/o Hardware
7	M96652-68-A93	EA	Door - Overhead Cabinet - 14.4" x 10.8" - w/o Hardware
8	M96652-67-A93	EA	Door - Overhead Cabinet - 14.4" x 10.8" - w/o Hardware
9	097617-01-01A	EA	Monitor Panel - Almond
10	M95947-03-A93	EA	Door - Furnace - 16" x 22" - w/o Hardware
11	M98944-01-AA3	EA	Cabinet - Galley w/Countertop - w/o Doors or Hardware (AA3)
11	M98944-01-AA4	EA	Cabinet - Galley w/Countertop - w/o Doors or Hardware (AA4)
12	M96652-15-A93	EA	Door - Cabinet - 14.4" x 26.8" - w/o Hardware
13	M96652-14-A93	EA	Door - Cabinet - 14.4" x 26.8" - w/o Hardware
14	098944-11-AA3	EA	Countertop - Galley
14	098944-11-AA4	EA	Countertop - Galley
15	080812-04-AA3	EA	Extension - Countertop - Galley
	080812-04-AA4	EA	Extension - Countertop - Galley
	009049-01-000	EA	Support - Extension - Galley Countertop
	009059-01-000	EA	Hinge - Galley Extension - Brass
	097800-01-000	EA	Latch - Door - Flush Mount w/Catch & Screws - Dark Brown
	059777-02-000	EA	Hinge - Cabinet Door - Burnished Brass
	000G13-06-10G	EA	Screw - 6 - 20 x 5/8 PFH - Antique Brass (Cabinet Door)
	093586-03-000	EA	Catch - Spring - Roller
	093586-04-000	EA	Strike - Spring Steel

1990 WINNEEAGO TABLE OF CONTENTS

INTRODUCTION	A-01 - A-02
ABBREVIATIONS	A-03
ALPHABETICAL/GROUP REFERENCE	A-04 - A-06
WT319RB	A-07 - C-16
WT320RC	C-17 - E-18
WC323RC	E-19 - I-02

1990 WC323RC INDEX

Floor Plan	E-19 - E-20
Accessories Group	E-21 - E-24
Bath Group	F-01 - F-02
Bedroom Group	F-03
Chassis Group	F-04 - F-07
Curtain, Cushion & Pad Group	F-08 - F-16
Dinette Group	F-17 - F-18
Driver's Compartment Group	F-19 - F-24
Electrical Group	G-01 - G-03
Exterior Body Group	G-04 - G-08
Galley Group	G-09 - G-12
Heating & Air Conditioning Group	G-13 - G-15
Interior Finish Group	G-16 - G-18
Labels Group	G-19 - H-02
LP Group	H-03
Lounge Group	H-04
Sealants & Fasteners Group	H-05 - H-06
Water & Sewage Group	H-07 - H-08
Window, Vent & Exterior Door Group	H-09 - I-02

GALLEY GROUP (CONTINUED)

GALLEY APPLIANCES

Key	Part Number	U/M	Description
	084248-02-000	EA	Refrigerator - 2 Way (Norcold 876-EG2) (US)
	084879-03-700	EA	Cooling Unit - Horizontal Burner
	064473-03-719	EA	Flue - Horizontal Burner
	088248-01-709	EA	Heater - AC (Horizontal)
	075217-01-737	EA	Control Module
	088248-01-701	EA	Insert - Control Panel (3 Way)
	084880-01-715	EA	Valve - Shut Off Manual
	084880-01-713	EA	Connector - Male Insert Fitting
	084880-01-705	EA	Orifice
	088248-01-706	EA	Burner (Horizontal)
	088248-01-708	EA	Electrode - Ignition
	088248-01-712	EA	Frame - Door - Lower
	075217-01-700	EA	Trim - Shell - Upper Door
	064472-01-744	EA	Dairy Keeper
	064472-02-716	EA	Trim - Cabinet Top - Brown
	064472-01-727	EA	Hinge - Upper - Right
	046955-01-713	EA	Pin - Hinge
	088248-01-715	EA	Tray - Drip - Almond
	064472-03-700	EA	Pin - Hinge - Bottom
	064472-01-728	EA	Hinge - Lower - Right
	064472-01-731	EA	Cover - Crisper
	075217-01-713	EA	Drawer - Crisper
	064472-01-726	EA	Frame - Strip - Cabinet - Left
	088248-01-714	EA	Cabinet Asm. - Foamed - Almond
	064472-01-727	EA	Hinge - Upper - Right
	064472-01-728	EA	Hinge - Lower - Right
	088248-02-700	EA	P/C Board - 2 Way
	088248-02-701	EA	Insert - Control Panel - Lower
**	088248-01-000	EA	Refrigerator - 5.3 Cu. Ft. - Norcold (CSA) (Option L04C)
	097944-01-01A	EA	Hood Range - w/o Monitor Panel - Almond (US)
	097944-02-01A	EA	Hood Range - w/o Monitor Panel - Almond (CSA) (Option 1265)
	075470-01-702	EA	Switch - On/Off - LVS
	092896-01-710	EA	Socket - Light
	092896-01-709	EA	Bulb - #912
	090973-01-700	EA	Motor
	092896-02-701	EA	Lens - Lamp
	090973-01-702	EA	Blade - Fan
	096983-01-707	EA	Filter - Grease - 3" x 8"
	096983-01-702	EA	Switch - 2 Way - Momentary
	096983-01-700	EA	Switch - On/Off
	097618-01-000	EA	Wire Asm. - Monitor Panel

GALLEY GROUP (CONTINUED)

GALLEY APPLIANCES (CONTINUED)

Key	Part Number	U/M	Description
	091269-04-000	EA	Oven - Microwave - Magic Chef
	055282-04-000	EA	Range - 4 Burner w/Oven - Magic Chef
	055282-03-708	EA	Bumper - Main Top - Plastic Plug
	049045-01-742	EA	Burner Asm. - Oven
	064782-02-715	EA	Clip - Grate
	055282-03-702	EA	Knob - Thermostat
	081374-02-701	EA	Regulator - Pressure
	055282-03-700	EA	Thermostat
	049045-01-703	EA	Valve - Top - Burner
	064782-02-705	EA	Handle - Oven Door - Black
	049045-01-728	EA	Broiler Pan - w/o Insert
	098507-02-700	EA	Filter - Pilot
	098507-02-701	EA	Insert - Burner (Slotted Vent)
	064782-02-701	EA	Shield - Deflector Flue - Black
	049045-01-741	EA	Insert - Broiler Pan
	064782-02-710	EA	Bracket - Front Glass
	064782-02-712	EA	Grate - Top - Burner - Square Holes
	064782-02-714	EA	Fitting - Pipe Nipple - 1/8"
	098507-01-701	EA	Top - Main - Almond
	064782-02-708	EA	Valve - Mercury Control
	055282-04-700	EA	Panel - Oven Door - Almond
	098507-02-707	EA	Top - Main - Ebony
	063752-01-000	EA	Shroud Asm. - Range
	097617-01-01A	EA	Panel - Monitor - Almond
	097617-01-700	EA	Plate - Cover
	097617-01-701	EA	Switch - On/Off - Almond
	097617-01-702	EA	Switch - 1 Way - Almond
	097617-01-703	EA	Circuit Board

** The illustrated parts breakdown of this item is provided on the Common Items Fiche.

GALLEY HARDWARE

Key	Part Number	U/M	Description
	094745-01-01A	EA	Trim - Microwave - Lower
	094774-01-01A	EA	Trim - Microwave - Either Side - .5"
	094774-03-01A	EA	Trim - Microwave - Either Side - 1.5"
	094756-02-01A	EA	Bracket - Microwave - Tan
	094750-01-000	EA	Bracket - Microwave - 90°
	084073-03-000	EA	Vent - Refrigerator - Roof - Off White
	084073-04-000	EA	Base - Roof Vent - Norcold Refrigerator - Black
	054450-01-000	EA	Level - Refrigerator
	084878-09-000	EA	Vent - Range Hood - Short
	066437-01-000	EA	Strainer - w/Basket - Sink
	066437-01-700	EA	Basket - Strainer
	011053-04-000	EA	Faucet - w/Swing Spout - 8"
	011053-01-700	EA	Aerator - Swing Spout Faucet
	091253-01-000	EA	Gasket - Faucet
	090329-01-000	FT	Seal - Refrigerator Cabinet
	068615-01-000	EA	Sink - Galley - Double w/Mounting Hardware - Stainless Steel
	098654-01-000	EA	Sink - Galley - Double w/Mounting Hardware - Stainless Steel
	081530-01-AA8	EA	Sink Cover (AA3)
	081530-01-AA9	EA	Sink Cover (AA4)
	098979-01-000	EA	Clip - Adjustable Shelf
	098980-01-000	EA	Pilaster - Adjustable Shelf - 18" Long

* These are the parts used from 1/2/90 on.

1990 WINNEBAGO TABLE OF CONTENTS

INTRODUCTION	A-01 - A-02
ABBREVIATIONS	A-03
ALPHABETICAL/GROUP REFERENCE	A-04 - A-06
WT319RB	A-07 - C-16
WT320RC	C-17 - E-18
WC323RC	E-19 - I-02

1990 WC323RC INDEX

Floor Plan	E-19 - E-20
Accessories Group	E-21 - E-24
Bath Group	F-01 - F-02
Bedroom Group	F-03
Chassis Group	F-04 - F-07
Curtain, Cushion & Pad Group	F-08 - F-16
Dinette Group	F-17 - F-18
Driver's Compartment Group	F-19 - F-24
Electrical Group	G-01 - G-03
Exterior Body Group	G-04 - G-08
Galley Group	G-09 - G-12
Heating & Air Conditioning Group	G-13 - G-15
Interior Finish Group	G-16 - G-18
Labels Group	G-19 - H-02
LP Group	H-03
Lounge Group	H-04
Sealants & Fasteners Group	H-05 - H-06
Water & Sewage Group	H-07 - H-08
Window, Vent & Exterior Door Group	H-09 - I-02

HEATING & AIR CONDITIONING GROUP

FURNACES & REPAIR PARTS
(FROM 00/00/00 THRU 12/03/89)

Key	Part Number	U/M	Description
	075696-02-000	EA	Furnace - 34,000 BTU - Suburban (Option 33A)
	075695-01-711	EA	Cabinet Asm.
	075696-01-703	EA	Tinnerman "U" Clip
	075695-01-710	EA	Cabinet Front
	075696-02-703	EA	Duct Collar
	075696-02-704	EA	Thermostat
	075696-02-705	EA	Power Supply Harness
	092300-01-705	EA	Electrode
	092300-01-706	EA	Burner Access Door
	092300-01-704	EA	Gasket - Electrode
	094334-01-000	EA	Plug - Electrical - 3 Position - Furnace
	069634-01-732	EA	Gasket - Burner Access Door
	089633-01-700	EA	Limit Switch
	089634-01-706	EA	Module Board
	089634-01-733	EA	Relay - Time Delay - 20 & 30 BTU
	075696-02-714	EA	Vent Cap & Exhaust Tube Asm.
	092300-01-712	EA	Burner Asm.
	089634-01-720	EA	Orifice - Main Burner
	089634-01-712	EA	Gasket - Manifold
	075695-01-704	EA	Manifold Asm.
	089634-01-729	EA	Valve - Gas - Johnson
	075695-01-703	EA	Pipe Asm. - Gas Inlet
	075696-02-721	EA	Gasket - Gas Inlet Pipe
	089634-01-709	EA	Elbow - 90° - Black - Iron
	069634-01-716	EA	Valve - Manual - Off
	092300-01-720	EA	Wheel - Room Air
	092300-01-721	EA	Blower Housing Asm.
	092300-02-702	EA	Microswitch Asm.
	075696-02-727	EA	Bracket - Motor Mount
	075696-02-728	EA	Gasket - Crossover Tube
	075696-02-729	EA	Crossover Tube
	075696-01-700	EA	Motor Asm.
	092300-01-724	EA	Gasket - Motor Mount
	075696-02-732	EA	Housing - Combustion Air Asm.
	092300-01-726	EA	Wheel - Combustion Air
	092300-01-727	EA	Gasket - Combustion Air Housing
	092300-01-728	EA	Housing - Combustion Air - Outside
	075696-02-736	EA	Intake Tube Asm.
	098668-01-000	EA	Furnace - 25,000 BTU - Suburban
	098668-01-702	EA	Electrode
	089634-01-733	EA	Relay - Time Delay - 20 & 30 BTU
	098668-01-709	EA	Motor Asm. - F/SF - 25 - SF - 30
	098668-01-711	EA	Wheel - Room Air
	092300-02-702	EA	Microswitch Asm.
	098668-01-706	EA	Wheel - Combustion Air
	098668-01-707	EA	Vent Cap & Exhaust Tube Asm.
	098668-01-704	EA	Valve
	098668-01-701	EA	Cabinet Asm.
	098668-01-700	EA	Cabinet - Front
	098668-01-705	EA	Switch - Limit
	090039-01-703	EA	Orifice - Main Burner
	092300-01-704	EA	Gasket - Electrode
	098668-01-712	EA	Board - Module
	098668-01-703	EA	Burner Asm. Comp (SF-25)
	093385-01-000	EA	Thermostat - Suburban Furnace
	009198-01-000	FT	Duct - Flexible - 4" ID x 25'
	056464-05-000	EA	Register - 4" Dia. - Plastic - w/o Damper - Golden
	056462-02-000	EA	Register - 4" Dia. - Plastic - w/o Damper - Brown
	009200-01-000	EA	Tape - Furnace - 1 1/2"
	010326-01-000	EA	Adapter - Flare - w/Cone Gasket
	023146-01-000	EA	Clamp - Screw Type - 4"

HEATING & AIR CONDITIONING GROUP (CONTINUED)

FURNACES & REPAIR PARTS
(FROM 12/04/89 THRU 99/99/99)

Key	Part Number	U/M	Description
	098668-03-000	EA	Furnace - 35,000 BTU Suburban (Option 33A)
	098668-01-702	EA	Electrode
	069634-01-733	EA	Relay - Time Delay - 20 & 30 BTU
	098668-03-700	EA	Motor Asm. - SF-35
	098668-01-711	EA	Wheel - Room Air
	092300-02-702	EA	Microswitch Asm.
	098668-01-706	EA	Wheel - Combustion Air
	098668-01-707	EA	Vent Cap & Exhaust Tube Asm.
	098668-01-704	EA	Valve
	098668-01-701	EA	Cabinet Asm.
	098568-01-700	EA	Cabinet - Front
	098668-01-705	EA	Switch - Limit
	069634-01-720	EA	Orifice - Main Burner
	092300-01-704	EA	Gasket - Electrode
	098668-01-712	EA	Board - Module
	098668-02-700	EA	Burner Asm. - Complete
	098668-01-710	EA	Blower Asm. (Room Air)
	098668-01-708	EA	Blower Asm. (Combustion Air)
	075696-02-703	EA	Collar - Duct

REAR HEATER (OPTION 53G)

Key	Part Number	U/M	Description
	084405-01-000	EA	Rear Heater Asm. - w/o Switch
	084405-01-700	EA	Heater Core
	084405-01-701	EA	Fan Blades
	084405-01-702	EA	Motor Asm.
	062401-04-000	EA	Clamp - Hose - Wormgear
	007108-01-000	EA	Hose - Heater - 5/8 ID SAE
	083081-01-000	CA	Hose Formed
	076776-01-000	EA	Tee - Barb - 5/8" x 5/8" x 5/8"
	083610-01-000	EA	Clamp - Wire Dual - Unequal Diameters - .75" x 1.25"
	009198-01-000	FT	Duct - Heat Flexible - 4" ID
	023146-01-000	EA	Clamp - Screw Type - 4"
	069636-02-000	EA	Connector - Duct - 4" ID
	056464-02-000	EA	Register - Plastic - w/o Damper - 4" Dia. - Brown
	056464-05-000	EA	Register - Plastic - w/o Damper - 4" Dia. - Golden
	088753-01-000	EA	Tube - Aluminized Steel - 5/8" - 18 Gauge
	089353-01-000	EA	Union - 5/8 Tube to Tube
	087202-01-000	EA	Heater Switch - 4 Position w/Knob (Chevrolet)
	084404-01-000	EA	Switch - Off/Low/Medium/High - Heater (Ford)
	084410-02-000	EA	Decal - Rear Auto Heater (Ford)
	098076-01-000	EA	Decal - Auto Air & Rear Heater (Ford)
	084374-01-000	EA	Bracket - Switch - Heater (Ford)
	084374-02-000	EA	Bracket - Switch - Heater (Ford)

1990 WINNEBAGO
TABLE OF CONTENTS

INTRODUCTION	A-01 - A-02
ABBREVIATIONS	A-03
ALPHABETICAL/GROUP REFERENCE	A-04 - A-06
WT319RB	A-07 - C-16
WT320RC	C-17 - E-18
WC323RC	E-19 - I-02

1990 WC323RC INDEX

Floor Plan	E-19 - E-20
Accessories Group	E-21 - E-24
Bath Group	F-01 - F-02
Bedroom Group	F-03
Chassis Group	F-04 - F-07
Curtain, Cushion & Pad Group	F-08 - F-16
Dinette Group	F-17 - F-18
Driver's Compartment Group	F-19 - F-24
Electrical Group	G-01 - G-03
Exterior Body Group	G-04 - G-08
Galley Group	G-09 - G-12
Heating & Air Conditioning Group	G-13 - G-15
Interior Finish Group	G-16 - G-18
Labels Group	G-19 - H-02
LP Group	H-03
Lounge Group	H-04
Sealants & Fasteners Group	H-05 - H-06
Water & Sewage Group	H-07 - H-08
Window, Vent & Exterior Door Group	H-09 - I-02

HEATING & AIR CONDITIONING GROUP (CONTINUED)

ROOF AIR CONDITIONER & PARTS

Key	Part Number	U/M	Description
	093764-01-000	EA	Ceiling Asm. - Air Conditioner - Cool Only (Option 29)
	042204-01-709	EA	Thermostat In - 64, Out - 58
	042205-01-702	EA	Thermostat In - 89, Out - 58
	073742-01-701	EA	Selector Switch (5 - Terminal)
	073742-01-702	EA	Decal - Cool Only
	073742-01-703	EA	Decal - Heat & Cool
	081806-01-708	EA	Limit Switch (Open 160, Close 110)
	091225-01-713	EA	Knob (2 Per Package)
	076303-01-707	EA	Filter - 6" x 14 3/4" x 1/2" (12 Per Package)
	091225-01-717	EA	Decal (Thermostat) Cool Only
	081806-01-712	EA	Ceiling Shroud (Ivory)
	093763-01-705	EA	Decal - Heat/Cool - Thermostat
	093763-01-706	EA	Heat Element
	093763-01-710	EA	Single Parts Package
	092441-01-000	EA	Ceiling Asm. - Air Conditioner - 220 Volt (European) (Option 29)
	093763-01-04A	EA	Air Conditioner - 110 Volt - Roof Mount - 13,500 BTU - Off White (Option 29)
	093763-04-700	EA	Shroud - Roof A/C - w/o Logos
	093763-01-711	EA	Gasket - Package
	093763-01-712	EA	Fan Blade - Condenser
	093306-01-701	EA	Decal Package - Left & Right
	073742-02-704	EA	Run Capacitor (Compressor)
	091225-01-710	EA	Start Capacitor
	091225-01-709	EA	Start Relay
	076303-01-712	EA	Motor
	093763-01-702	EA	Overload
	093763-01-703	EA	Impeller - 7" Dia. x 2.8" Wide
	093763-01-704	EA	Capacitor - Fan
	093763-01-705	EA	Evaporator Coil
	093763-01-706	EA	Condenser Coil
	093763-01-713	EA	Compressor - E Series
	092440-01-000	EA	Air Conditioner - 220 Volt - Roof Mount - 13,500 BTU (European) (Option 29)

INTERIOR FINISH GROUP

INTERIOR MOLDINGS & TRIMS

Key	Part Number	U/M	Description
	081294-02-000	EA	Molding - Shelf - Knotched Wood - 8' Long
	083620-01-000	FT	T-Molding - End Cap - Edge - 3/4" - Brown
	083620-06-000	FT	T-Molding - End Cap - Edge - 3/4" - Birch
	009815-09-000	FT	T-Molding - .75" - Ivory
	009815-08-000	FT	T-Molding - .75" - Birch
	009812-23-000	EA	Molding - Plastic Corner - Outside - 1/2" - Birch
	022992-08-000	FT	Molding - Reverse Cove - T-Shaped - Vinyl - Champagne White
	070504-01-000	EA	U-Channel - 1/16" - Brown
	070504-17-000	FT	U-Channel - .815" - Birch
	009778-10-000	FT	U-Channel - 1" - Birch
	009767-12-000	FT	Welling - Antique White (Ceiling to Wall)
	096651-D2-134	EA	Molding - Vinyl Wrapped - 1.5" x 7'
	096651-F2-438	EA	Molding - Vinyl Wrapped - 2.5" x 8'
	096650-D2-438	EA	Lumber - Vinyl Wrapped - 1.5" x 8'
	096650-E2-438	EA	Lumber - Vinyl Wrapped - 2" x 8'
	074045-07-000	EA	Plug - Wood - 1/2"

BATT STRIPS

Key	Part Number	U/M	Description
	069733-77-000	EA	Batt Strip - Birch - 8'
	085284-31-000	FT	Batt Strip - Birch - Tape Adhesive
	088263-36-000	EA	Batt Strip - Decorative - Plain - 8' (Wall)
	085284-20-000	FT	Batt Strip - Decorative - Plain - Tape Adhesive (Wall)
	088263-46-000	EA	Batt Strip - Decorative - Patterned w/Teardrop - 8' (Wall)
	085284-34-000	FT	Batt Strip - Decorative - Patterned w/Teardrop - Tape Adhesive (Wall)
	088263-19-000	EA	Batt Strip - Bone - 8' (Wall)
	085284-19-000	EA	Batt Strip - Bone - 8' (Wall)
	088263-30-000	EA	Batt Strip - Crossilk Spatter - Beige (Ceiling)
	These parts were used from 10/2/89 on.		

PANELING & COUNTERTOP MATERIAL

Key	Part Number	U/M	Description
	074497-16-000	SF	Paneling - Richmond Birch - 48" x 84" (28 SF) (Cabinets)
	074497-14-000	SF	Paneling - Crossilk - 48" x 96" (32 SF) (Ceiling)
	074497-14-700	EA	Sealer - Stain - Ceiling
	088272-60-000	SF	Paneling - Decorative - Plain - 48" x 84" (28 SF) (Wet Bath)
	088272-61-000	SF	Paneling - Decorative - Plain - 48" x 84" (28 SF) (Wall)
	088272-68-000	SF	Paneling - Decorative - Patterned w/Teardrops - 48" x 84" (28 SF) (Wall)
	088272-38-000	SF	Paneling - Bone - 48" x 84" (28 SF) (Shower)
	088272-72-000	SF	Paneling - Travertine White - 48" x 84" (28 SF) (Shower)
	074498-31-000	SF	Plastic Laminate - Blue - 48" x 96" (32 SF)
	074498-32-000	SF	Plastic Laminate - Mauve - 48" x 96" (32 SF)
	076325-24-000	FT	Molding - Edge Band - Birch
	These parts were used from 10/2/90 on.		
	These parts were used from 4/9/90 on.		

1990 WINNEBAGO TABLE OF CONTENTS

INTRODUCTION	A-01 - A-02
ABBREVIATIONS	A-03
ALPHABETICAL/GROUP REFERENCE	A-04 - A-06
WT319RB	A-07 - C-16
WT320RC	C-17 - E-18
WC323RC	E-19 - I-02

1990 WC323RC INDEX

Floor Plan	E-19 - E-20
Accessories Group	E-21 - E-24
Bath Group	F-01 - F-02
Bedroom Group	F-03
Chassis Group	F-04 - F-07
Curtain, Cushion & Pad Group	F-08 - F-16
Dinette Group	F-17 - F-18
Driver's Compartment Group	F-19 - F-24
Electrical Group	G-01 - G-03
Exterior Body Group	G-04 - G-08
Galley Group	G-09 - G-12
Heating & Air Conditioning Group	G-13 - G-15
Interior Finish Group	G-16 - G-18
Labels Group	G-19 - H-02
LP Group	H-03
Lounge Group	H-04
Sealants & Fasteners Group	H-05 - H-06
Water & Sewage Group	H-07 - H-08
Window, Vent & Exterior Door Group	H-09 - I-02

INTERIOR FINISH GROUP (CONTINUED)

FABRICS & CARPETS

Key	Part Number	U/M	Description
	072333-61-000	YD	Fabric - Drapery - Pacific (Privacy) (AA3)
	072333-71-000	YD	Fabric - Drapery - Chantilly (Privacy) (AA4)
	087272-01-000	YD	Fabric - Drapery - Lining - 48" - Ivory
	096008-03-000	YD	Fabric - Upholstery - Main (AA3)
	096008-04-000	YD	Fabric - Upholstery - Main (AA4)
	088274-33-000	YD	Fabric - Upholstery - Accent (AA3)
	096008-25-000	YD	Fabric - Upholstery - Accent (AA4)
	088273-33-000	YD	Fabric - Window & Bedspread - 54" Wide (AA3)
	068273-34-000	YD	Fabric - Window & Bedspread - 54" Wide (AA4)
	072333-67-000	YD	Fabric - Speaker Cover
	075244-02-000	YD	Vinyl - Shower Curtain - Beige
	079680-09-000	YD	Vinyl - Off White
	079680-07-000	YD	Vinyl - Beige
	096060-02-000	YD	Carpet - Blue Coral
	091261-01-000	FT	Backing - Carpet - Non-Skid - 12" (Floor Mat)
	076314-02-000	FT	Tape - Heat Bonded - Carpet Seam
	017034-02-000	SF	Plastic Runner - Carpet - 4' Wide - Clear
	075233-01-000	SY	Pad - Carpet - 3/8" x 6'
	079970-09-000	YD	Tape - Carpet - 3/4"
	085746-01-000	FT	Trim - "J" - Carpet - PVC - Beige
	087956-04-000	EA	Trim - Cab Carpet - Extruded - 12" x 25.4" - Black

NOTE: Replace vinyl flooring locally.

CABINETRY & TABLE HARDWARE

Key	Part Number	U/M	Description
	053200-09-000	EA	Bracket - Table Support - Upper Wall Mount - 18.5" - Beige
	024275-11-000	EA	Rod - Table Lift - 8" x 18.5" - Beige
	064781-05-000	EA	Cup Holder - Two Stage - Beige
	088410-01-000	EA	Bracket - Lift - Table Mounted - Beige
	024281-11-000	EA	Bracket - Lift - Rod - Lower Wall Mount - 17.12" - Beige
	049493-01-000	EA	Catch - Table Leg - Floor Mounted - Beige
	024276-17-000	EA	Leg Asm. - Table - Tan
	024275-21-000	EA	Leg Asm. - Table - Beige
	054050-03-000	EA	Clamp - Saddle - Leg Hinge - Tan
	054050-02-000	EA	Clamp - Saddle - Leg Hinge
	024282-01-000	EA	Brace - Table Leg - Hinged
	024283-01-000	EA	Clip - Leg - 1" x 1.12" OD - Black
	059777-02-000	EA	Hinge - Antique Light Brass
	077404-02-000	EA	Drawer - Plastic - 20" x 12.7" - Beige
	094067-01-01A	EA	Divider - Drawer - Plastic - Light Oak
	077409-02-000	EA	Slide - Drawer - Plastic - 20.75"
	074493-02-000	EA	Support - Sprung - Door
	097800-01-000	EA	Latch - Flush Mount - Dark Brown
	004354-01-000	EA	Bumper - Cabinet Door - Rubber - Brown
	093588-03-000	EA	Catch - Spring - Roller
	093588-04-000	EA	Strike - Spring Steel
	097115-01-01A	FT	Insert - Door - T-Molding - 5/16" - Vinyl - Gold
	009049-01-000	EA	Support - Galley Countertop Extension
	009059-01-000	EA	Hinge - Galley Countertop Extension - Brass
	072389-40-000	EA	Mesh - Expanded - 19" x 5" - Bronze
	084070-01-000	EA	Center Post - Brass
	084070-02-000	EA	End Post - Brass
	084071-06-000	EA	Rod - Brass - 2.5"
	009112-01-000	EA	Flange - 1" - Clothes Rod - Plastic - Off White
	042438-01-000	EA	Wood Dowel - Clothes Rod - 1" Dia. x 4'
	041953-03-000	FT	Conduit - Convoluted Slit - 1" ID (Clothes Rod Cover)

INTERIOR FINISH GROUP (CONTINUED)

CURTAIN & CUSHION HARDWARE

Key	Part Number	U/M	Description
	083801-03-000	EA	Track - Shower Curtain - Off White
	003701-01-000	EA	Carrier - Shower Curtain
	009702-01-000	EA	End - Stop - Curtain Carrier - Shower
	046867-01-000	EA	Grommet - Brass - 7/16" ID x 1" OD (Shower Curtain)
	009136-01-000	EA	Pin - Shower Curtain
	029092-01-000	EA	Stud - Nickel Finish
	029093-01-000	EA	Eyelet - Nickel Finish
	029155-01-000	EA	Cap - Snap
	029156-01-000	EA	Socket - Snap Fastener
	084432-06-000	FT	Slat - Plastic Roller Shade
	086276-01-000	YD	Tape - Double Sided - 1/2"
	078394-01-000	FT	Trim - Half Round - 7/16" - Vinyl - Gold (Valance Pad)
	096843-01-000	EA	Spring Asm. - Roller Shade
	087253-01-000	EA	Pull - Roller Shade - Clear Plastic
	084434-01-000	EA	Mounting Bracket - Roller Shade - 1 3/8"
	056632-01-AA3	EA	Pull Strap - Overhead Bunk - 1.5" x 2.5"
	089916-01-000	EA	Mount - Window Leg - Black
	056003-01-000	EA	Bracket - Drapery Retaining - Right
	056003-02-000	EA	Bracket - Drapery Retaining - Left
	097565-01-000	EA	Bracket - Mounting - Pleated Blind
	094896-02-000	EA	Grommet - Cord - Pleated Blind
	094907-02-000	EA	End Cap - Top - Pleated Blind
	094907-03-000	EA	End - Bottom - Pleated Blind
	097591-01-000	EA	Spring - Extension - Pleated Blind
	097592-01-000	EA	Bobbin - Cord - Holdup - Pleated Blind
	097593-06-000	FT	Cord - Pleated Blind - Blue (AA3)
	097593-02-000	FT	Cord - Pleated Blind - Mauve (AA4)
	089335-01-000	FT	Track - Curtain - Brown Plastic (Valance)
	091904-01-000	FT	Track - Curtain - Plastic - Light Beige (Blackout)
	078551-03-000	EA	Track - Curtain - Metal - 42" - Beige (Privacy)
	081381-01-000	EA	Swivel Snap - Curtain Track
	040897-03-000	EA	Rod - Curtain - Flat - 56" to 120"

MISCELLANEOUS PARTS

Key	Part Number	U/M	Description
	053552-02-AA3	EA	Handle Asm. - Interior Assist
	000D20-07-00B	EA	Nut - Acorn - Assist Handle - 7/16" x 14 ZN
	000C16-07-16B	EA	Bolt - Carriage - Assist Handle - 7/16" - 14 x 1" ZN
	069178-02-000	EA	Bracket - Mounting - Assist Handle
	094499-01-000	EA	Fire Extinguisher - Dry IA 10BC
	094499-01-700	EA	Bracket - Mounting - w/Plastic Strap
	094651-01-01A	EA	Recessed Holder - Fire Extinguisher - Light Oak
	072852-01-000	EA	Smoke Detector w/9 Volt Battery
	054185-35-000	EA	Owners Manual - 1990 Warrior
	092318-01-000	EA	Binder - 3-Ring - Motor Home Manual
	092319-01-000	EA	Pocket Page - 3-Ring Binder - Plastic
	098084-05-000	EA	Cassette - Winnebago "Warrior"
	086120-01-AA3	EA	Map Pocket - 12" x 16"
	086120-01-AA4	EA	Map Pocket - 12" x 15"
	077309-02-000	EA	Trim - Step Box

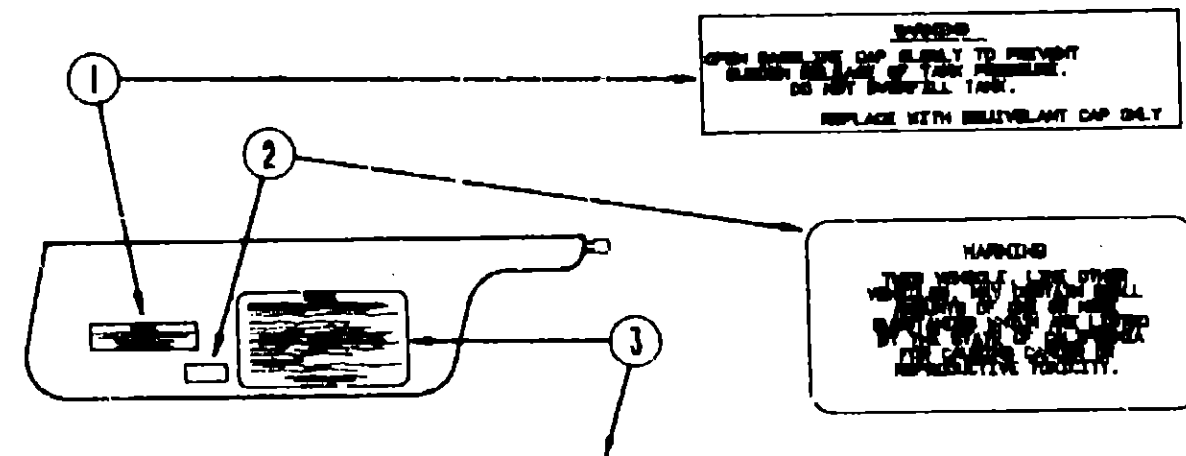
1990 WINNEBAGO TABLE OF CONTENTS

INTRODUCTION	A-01 - A-02
ABBREVIATIONS	A-03
ALPHABETICAL/GROUP REFERENCE	A-04 - A-06
WT319RB	A-07 - C-16
WT320RC	C-17 - E-18
WC323RC	E-19 - I-02

1990 WC323RC INDEX

Floor Plan	E-19 - E-20
Accessories Group	E-21 - E-24
Bath Group	F-01 - F-02
Bedroom Group	F-03
Chassis Group	F-04 - F-07
Curtain, Cushion & Pad Group	F-08 - F-16
Dinette Group	F-17 - F-18
Driver's Compartment Group	F-19 - F-24
Electrical Group	G-01 - G-03
Exterior Body Group	G-04 - G-08
Galley Group	G-09 - G-12
Heating & Air Conditioning Group	G-13 - G-15
Interior Finish Group	G-16 - G-18
Labels Group	G-19 - H-02
LP Group	H-03
Lounge Group	H-04
Sealants & Fasteners Group	H-05 - H-06
Water & Sewage Group	H-07 - H-08
Window, Vent & Exterior Door Group	H-09 - I-02

LABELS GROUP



CAUTION

THIS MOTOR HOME HAS BEEN DESIGNED, MANUFACTURED AND TESTED WITH CONCERN FOR THE PROTECTION OF IT'S OCCUPANTS. WE RECOMMEND YOU PERFORM THE FOLLOWING INSPECTIONS FOR YOUR SAFETY AND THE SAFETY OF YOUR PASSENGERS BEFORE STARTING YOUR VEHICLE.

1. LP GAS SYSTEM- TURN OFF AT TANK FOR TRAVELING. TEST FOR LEAKS UPON ARRIVAL AT DESTINATION. BEFORE LEAVING PILOTS.
2. WHEELS- INSPECT FOR DAMAGE AND CHECK LUB RATS FOR TIGHTNESS.
3. TIRES- INSPECT FOR WEAR AND DAMAGE AND CHECK FOR RECOMMENDED AIR PRESSURE.
4. LIGHTING- TEST FOR PROPER OPERATION OF ALL INTERIOR AND EXTERIOR LIGHTS INCLUDING DASH LIGHTS, HEADLIGHTS, TAIL LIGHTS, BRAKE LIGHTS, CLEARANCE LIGHTS AND TURN SIGNALS.
5. EXITS- INSPECT RELEASE MECHANISM ON EMERGENCY EXIT WINDOW. TEST BOTH LOCKS ON MAIN ENTRANCE DOOR FOR EASE OF OPERATION AND INSTRUCT PASSENGERS HOW TO USE BOTH MEANS OF EXIT.
6. SEAT BELTS- DIRECT PASSENGERS TO DESIGNATED SEATS AND RECLINE USE OF SEAT BELTS.
7. APPLIANCES- TURN OFF AND LATCH OR LOCK DOORS WHERE PROVIDED.
8. LOOSE PARCELS- STORE SECURELY.
9. UTILITY SUPPLY LINES- DISCONNECT ALL ELECTRIC, SEWER AND WATER LINES AND SECURE PROPERLY.
10. ENTRANCE DOOR STEP- PLACE IN RETRACTED POSITION FOR TRAVELING.

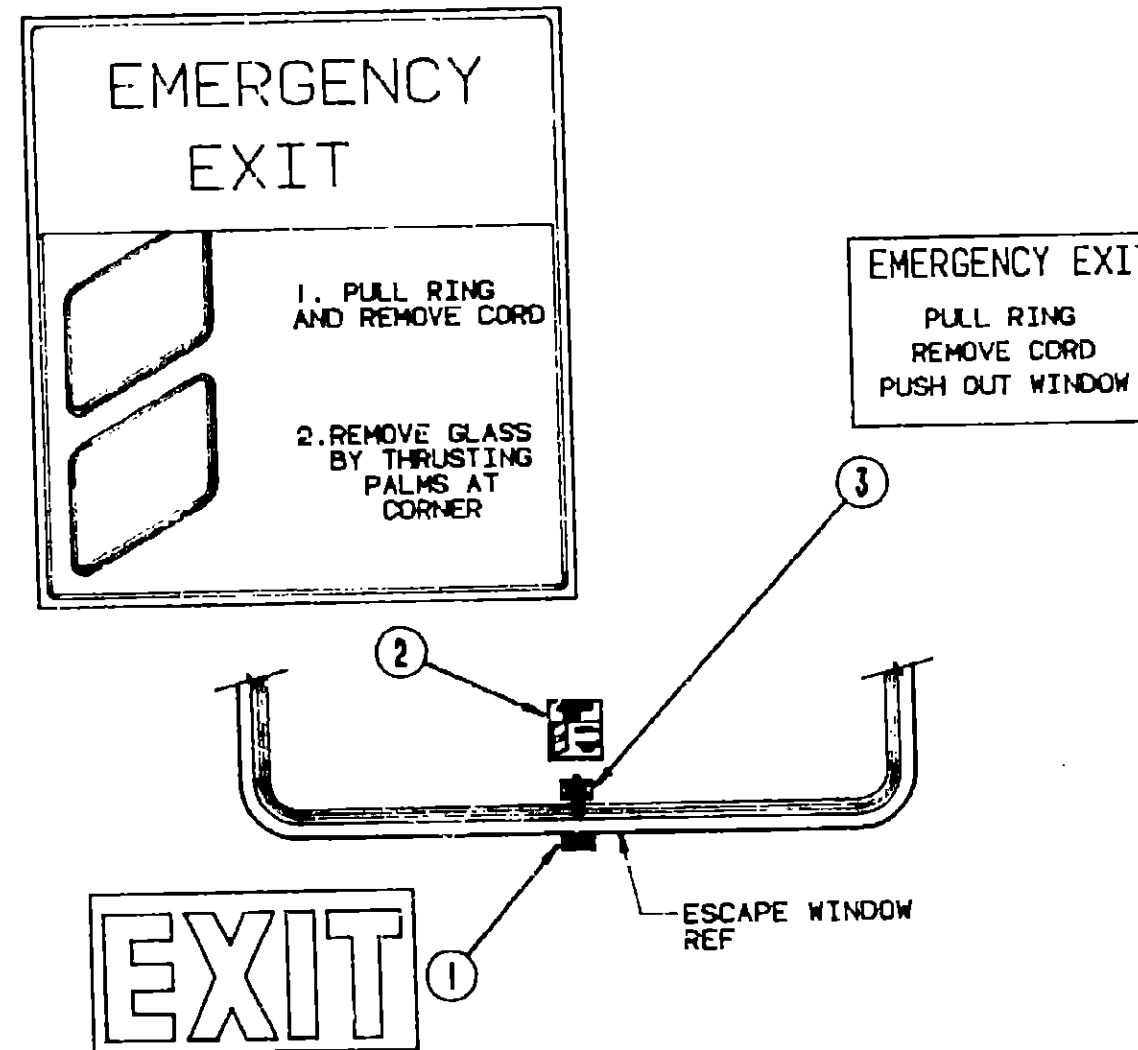
READ YOUR MOTOR HOME AND CHASSIS OWNER'S MANUAL FOR FURTHER PRECAUTIONS.

Key	Part Number	U/M	Description
1	087207-05-000	EA	Label - Fuel Cap Removal
2	098689-01-000	EA	Label - Warning - Cancer/Toxicity
3	056259-01-000	EA	Label - Safety Check List

MISCELLANEOUS LABELS

Key	Part Number	U/M	Description
	008064-01-000	EA	Label - Seat - w/o Seat Belt
	091243-01-000	EA	Label - A/C Cover
	008019-01-000	EA	Tag - RVI Approved - Plastic

LABELS GROUP (CONTINUED)



Key	Part Number	U/M	Description
1	039290-01-000	EA	Label - Warning - Exit
2	047731-01-000	EA	Label - Emergency Exit
3	006199-01-000	EA	Label - Exit - Escape Window

1990 WINNEBAGO TABLE OF CONTENTS

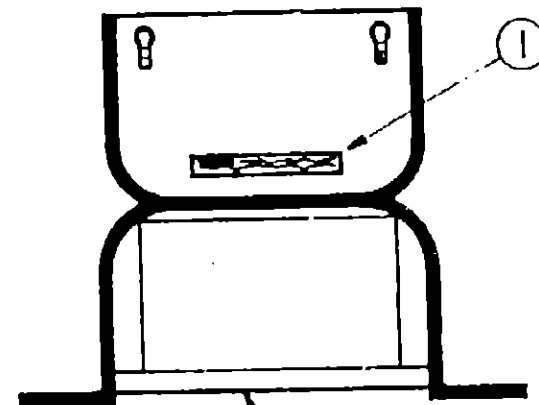
INTRODUCTION	A-01 - A-02
ABBREVIATIONS	A-03
ALPHABETICAL/GROUP REFERENCE	A-04 - A-06
WT319RB	A-07 - C-16
WT320RC	C-17 - E-18
WC323RC	E-19 - I-02

1990 WC323RC INDEX

Floor Plan	E-19 - E-20
Accessories Group	E-21 - E-24
Bath Group	F-01 - F-02
Bedroom Group	F-03
Chassis Group	F-04 - F-07
Curtain, Cushion & Pad Group	F-08 - F-16
Dinette Group	F-17 - F-18
Driver's Compartment Group	F-19 - F-24
Electrical Group	G-01 - G-03
Exterior Body Group	G-04 - G-08
Galley Group	G-09 - G-12
Heating & Air Conditioning Group	G-13 - G-15
Interior Finish Group	G-16 - G-18
Labels Group	G-19 - H-02
LP Group	H-03
Lounge Group	H-04
Sealants & Fasteners Group	H-05 - H-06
Water & Sewage Group	H-07 - H-08
Window, Vint & Exterior Door Group	H-09 - I-02

LABELS GROUP (CONTINUED)

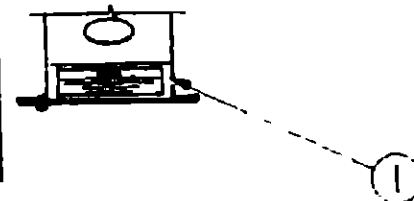
WARNING DISCONNECT BATTERIES BEFORE CONNECTING EXTERNAL CHARGING EQUIPMENT.



BATTERY COMPARTMENT
REF

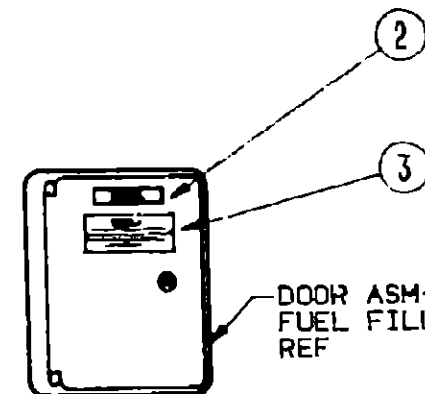
Key	Part Number	U/M	Description
1	065748-01-000	EA	Label - Caution - Battery Charging

WARNING
OPEN GASOLINE CAP SLOWLY TO PREVENT SUDDEN RELEASE OF TANK PRESSURE. DO NOT OVERFILL TANK. REPLACE WITH BULGEVANT CAP ONLY



UNLEADED FUEL

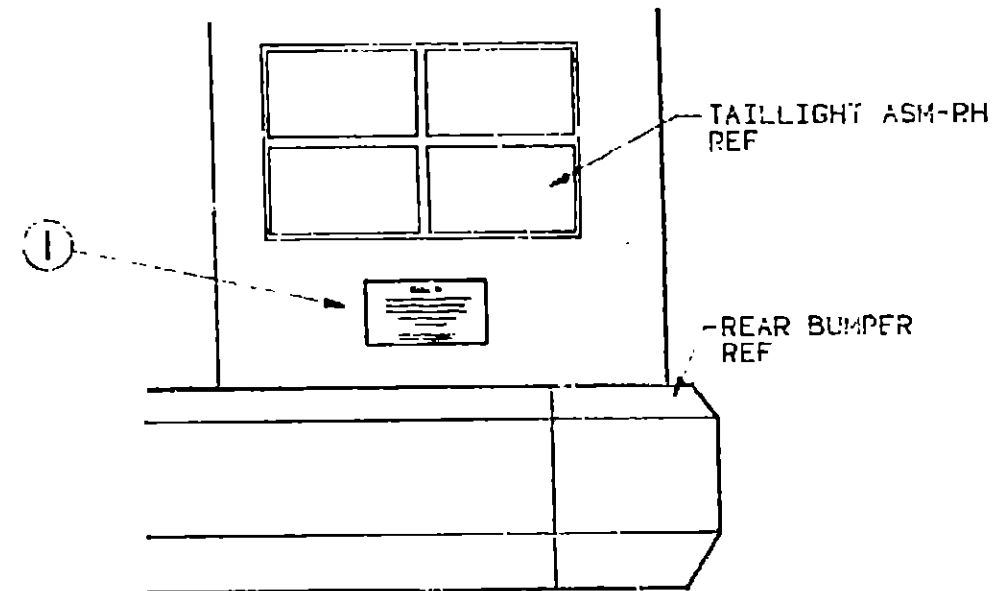
WARNING
ALL PILOT LIGHTS AND APPLIANCES SHALL BE TURNED OFF DURING REFUELING OF MOTOR FUEL TANKS AND/OR PERMANENTLY MOUNTED LP-GAS CONTAINERS.



DOOR ASM-
FUEL FILL
REF

Key	Part Number	U/M	Description
1	067207-05-000	EA	Label - Fuel Cap Removal
2	062043-01-000	EA	Label - Unleaded Fuel
3	008040-01-000	EA	Tag - Gas Refueling Warning

LABELS GROUP (CONTINUED)



TAILLIGHT ASM-RH
REF

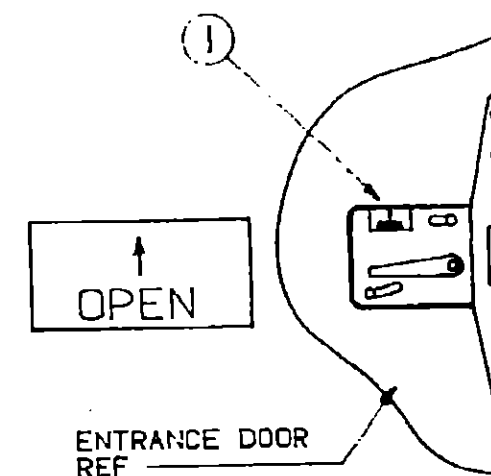
REAR BUMPER
REF

WARNING

DO NOT EXCEED THE VEHICLE WEIGHT RATINGS OR LOADING RECOMMENDATIONS (E.G., GROSS VEHICLE, GROSS AXLE, GROSS COMBINED) OF THE CHASSIS MANUFACTURER OR WINNEBAGO INC.

REFER TO YOUR OWNERS MANUAL BEFORE LOADING OR TOWING.

Key	Part Number	U/M	Description
1	075220-01-000	EA	Label - Warning - Exterior Load



ENTRANCE DOOR
REF

Key	Part Number	U/M	Description
1	040944-01-000	EA	Label - Open - Entrance Door

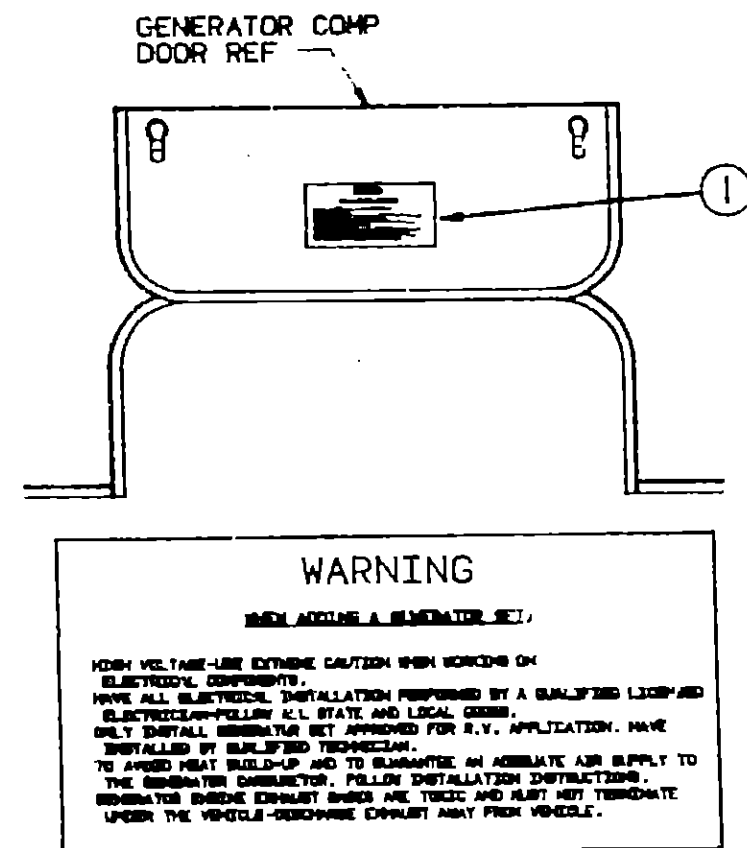
1990 WINNEBAGO TABLE OF CONTENTS

INTRODUCTION	A-01 - A-02
ABBREVIATIONS	A-03
ALPHABETICAL/GROUP REFERENCE	A-04 - A-06
WT319RD	A-07 - C-16
WT320RC	C-17 - E-18
WC323RC	E-19 - I-02

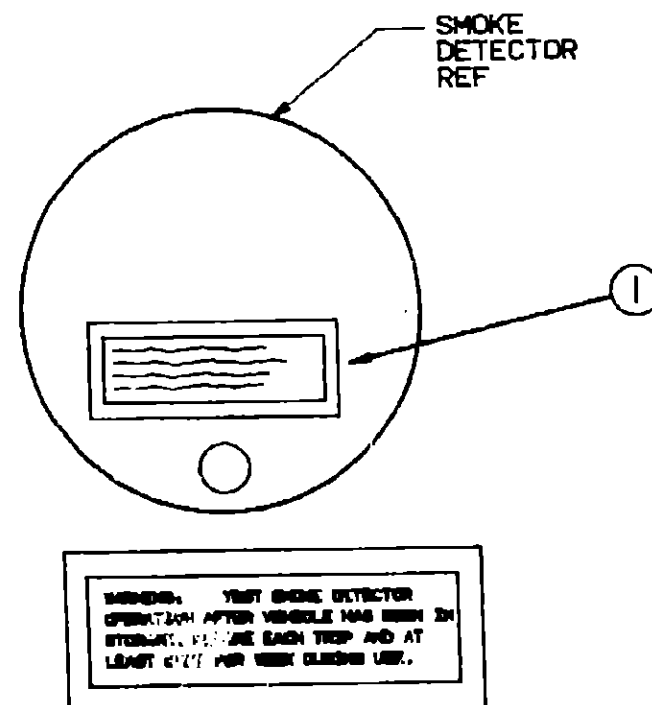
1990 WC323RC INDEX

Floor Plan	E-19 - E-20
Accessories Group	E-21 - E-24
Bath Group	F-01 - F-02
Bedroom Group	F-03
Chassis Group	F-04 - F-07
Curtain, Cushion & Pad Group	F-08 - F-16
Dinette Group	F-17 - F-18
Driver's Compartment Group	F-19 - F-24
Electrical Group	G-01 - G-03
Exterior Body Group	G-04 - G-08
Galley Group	G-09 - G-12
Heating & Air Conditioning Group	G-13 - G-15
Interior Finish Group	G-16 - G-18
Labels Group	G-19 - H-02
LP Group	H-03
Lounge Group	H-04
Sealants & Fasteners Group	H-05 - H-06
Water & Sewage Group	H-07 - H-08
Window, Vent & Exterior Door Group	H-09 - I-02

LABELS GROUP (CONTINUED)

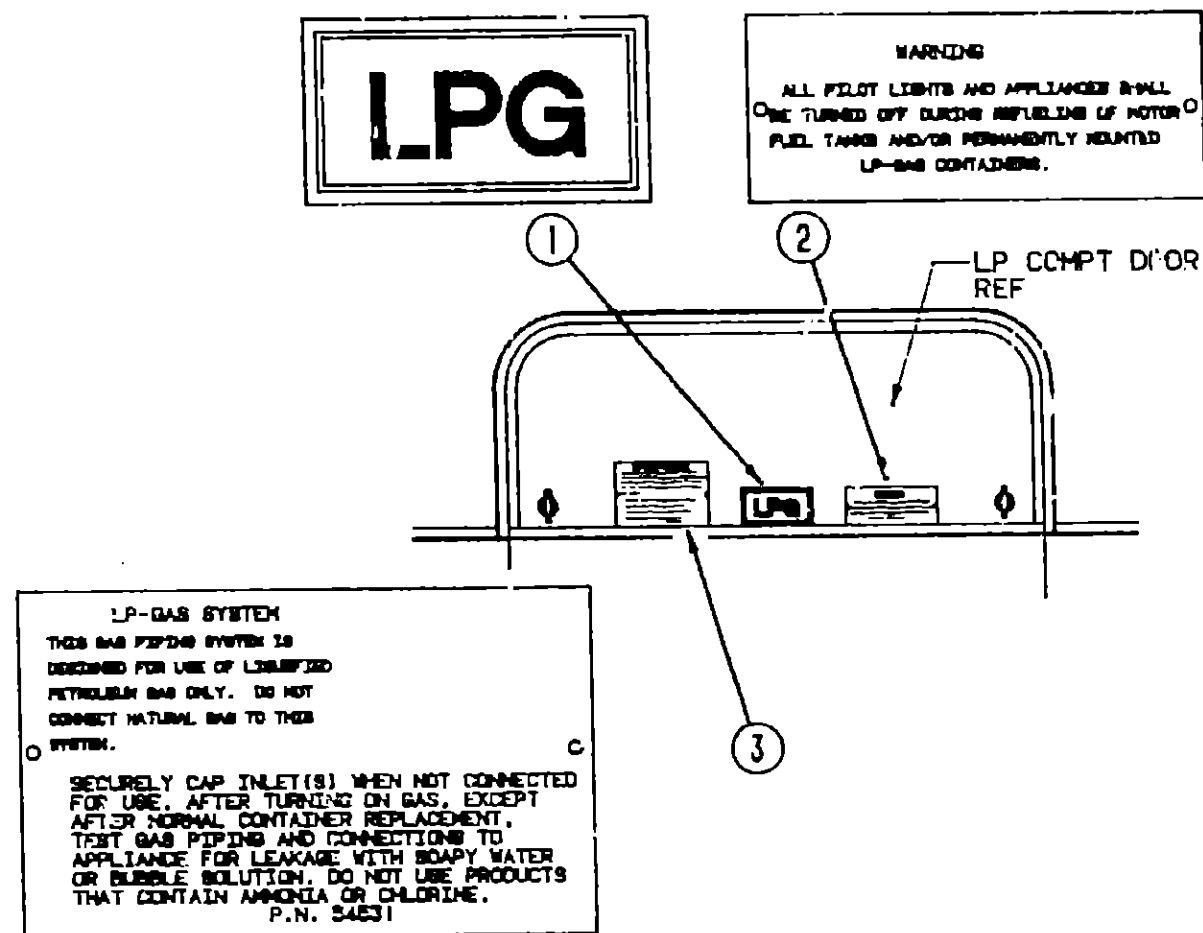


Key	Part Number	U/M	Description
1	077510-01-000	EA	Label - Generator Prep

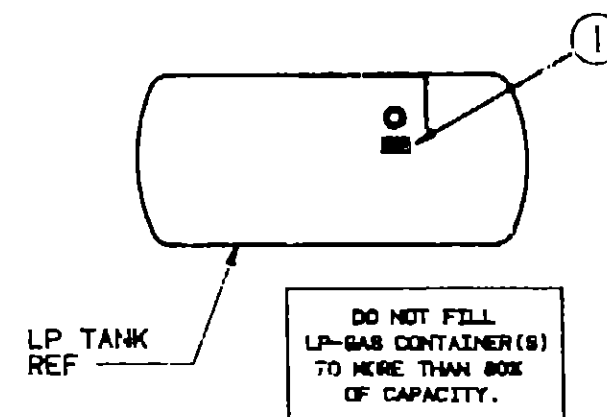


Key	Part Number	U/M	Description
1	077958-01-000	EA	Label - Warning - Smoke Detector

LABELS GROUP (CONTINUED)



Key	Part Number	U/M	Description
1	074559-01-000	EA	Label - "LPG" - 3.3" x 1.75" (California Code)
2	006040-01-000	EA	Tag - Gas Refueling - Warning
3	054531-01-000	EA	Label - LP Gas Only



Key	Part Number	U/M	Description
1	079965-01-000	EA	Label - LPG - 80% Capacity

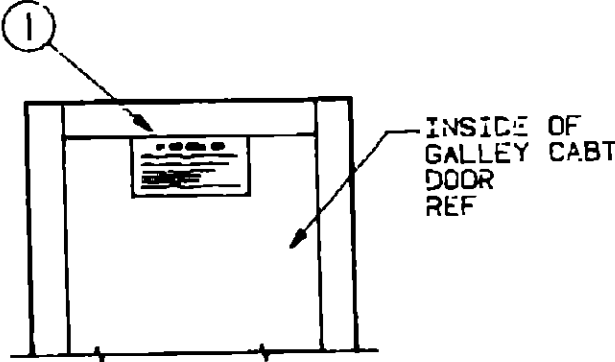
1990 WINNEBAGO TABLE OF CONTENTS

INTRODUCTION	A-01 - A-02
ABBREVIATIONS	A-03
ALPHABETICAL/GROUP REFERENCE	A-04 - A-06
WT319RB	A-07 - C-16
WT320RC	C-17 - E-18
WC323RC	E-19 - I-02

1990 WC323RC INDEX

Floor Plan	E-19 - E-20
Accessories Group	E-21 - E-24
Bath Group	F-01 - F-02
Bedroom Group	F-03
Chassis Group	F-04 - F-07
Curtain, Cushion & Pad Group	F-08 - F-16
Dinette Group	F-17 - F-18
Driver's Compartment Group	F-19 - F-24
Electrical Group	G-01 - G-03
Exterior Body Group	G-04 - G-08
Galley Group	G-09 - G-12
Heating & Air Conditioning Group	G-13 - G-15
Interior Finish Group	G-16 - G-18
Labels Group	G-19 - H-02
LP Group	H-03
Lounge Group	H-04
Sealants & Fasteners Group	H-05 - H-06
Water & Sewage Group	H-07 - H-08
Window, Vent & Exterior Door Group	H-09 - I-02

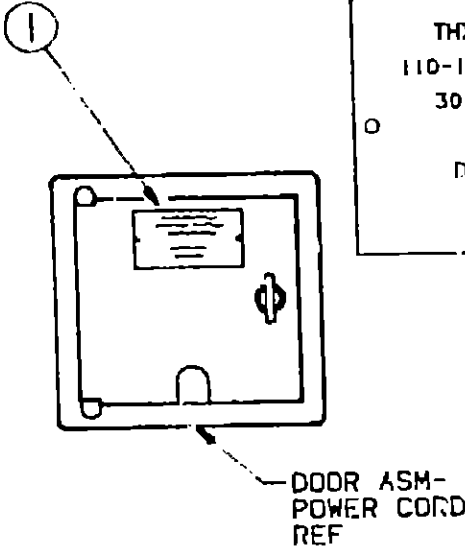
LABELS GROUP (CONTINUED)



IF YOU SMELL GAS

1. EXTINGUISH ANY OPEN FLAME, PILOT LIGHTS AND ALL OTHER APPLIANCES.
2. SHUT OFF THE GAS SUPPLY AT THE TANK VALVE OR GAS SUPPLY CONNECTION.
3. OPEN DOORS AND OTHER VENTILATION DEVICES.
4. DO NOT TOUCH ELECTRICAL SWITCHES.
5. LEAVE THE AREA UNTIL odor clears.
6. HAVE THE GAS SYSTEM INSPECTED AND LEAKAGE SOURCE CORRECTED BY A LICENSED TECHNICIAN.

Key	Part Number	U/M	Description
1	073998-01-000	EA	Label - LPG - Odor Warning

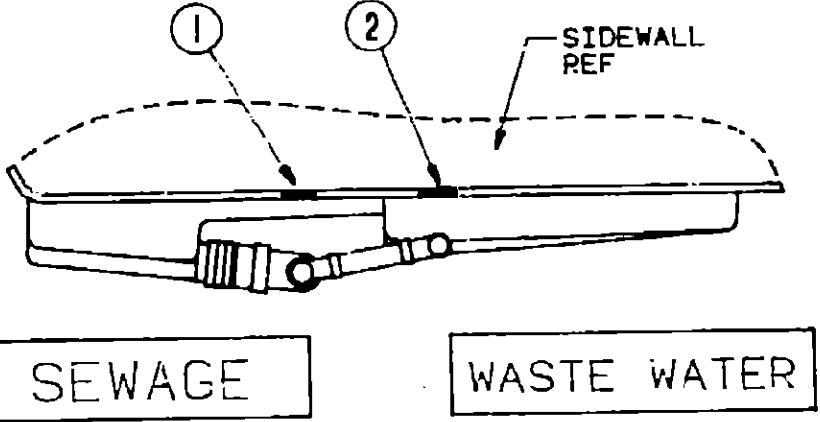


THIS CONNECTION IS FOR
110-125 VOLT AC, 60HZ(CYCLES)
30 AMP. MAX SERVICE.

DO NOT CONNECT TO
HIGHER VOLTAGE

Key	Part Number	U/M	Description
1	006002-01-000	EA	Tag - Electrical - 110 Volt Connection

LABELS GROUP (CONTINUED)



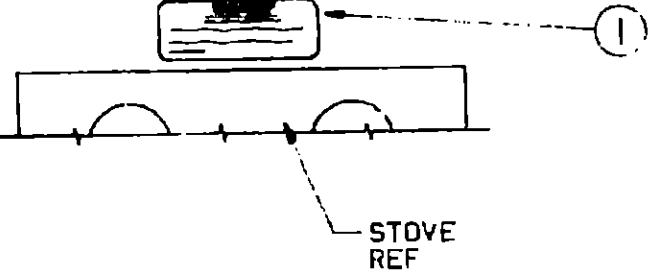
Key	Part Number	U/M	Description
1	006187-01-000	EA	Label - Sewage
2	006188-01-000	EA	Label - Waste Water

WARNING

IT IS NOT SAFE TO USE COOKING
APPLIANCES FOR HEATING

COOKING APPLIANCES NEED FRESH AIR FOR SAFE OPERATION
BEFORE OPERATION.

1. OPEN OVERHEAD VENT OR TURN ON EXHAUST FAN AND;
2. OPEN WINDOW.



Key	Part Number	U/M	Description
1	050225-01-000	EA	Label - Warning - Stove Vent

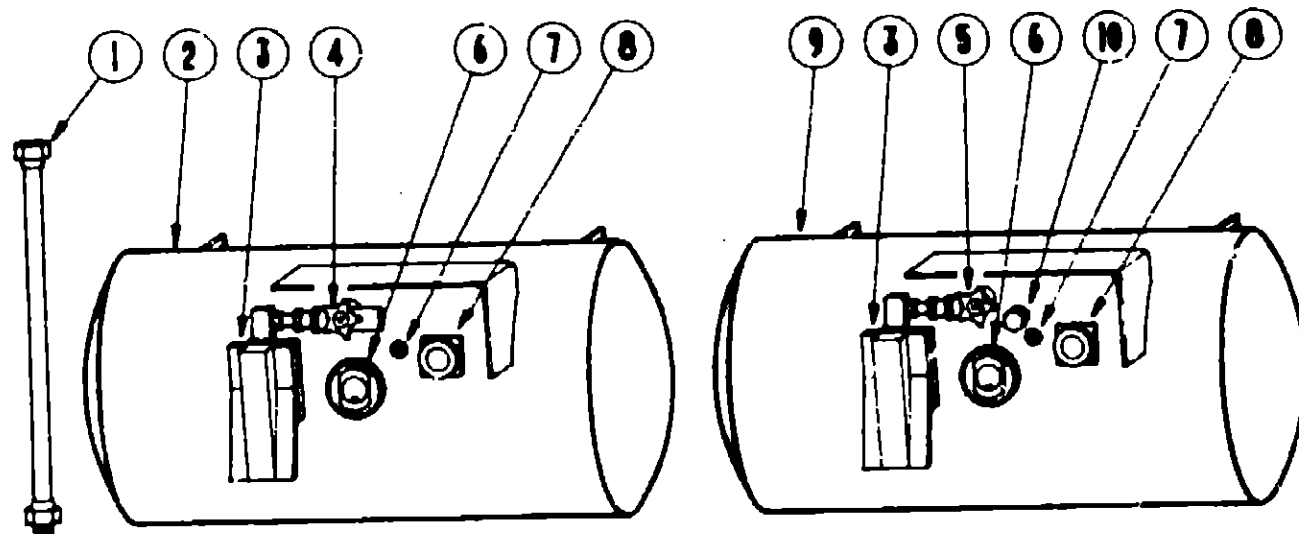
1990 WINNEBAGO
TABLE OF CONTENTS

INTRODUCTION	A-01 - A-02
ABBREVIATIONS	A-03
ALPHABETICAL/GROUP REFERENCE	A-04 - A-06
WT319RB	A-07 - C-16
WT320RC	C-17 - E-18
WC323RC	E-19 - I-02

1990 WC323RC INDEX


Floor Plan	E-19 - E-20
Accessories Group	E-21 - E-24
Bath Group	F-01 - F-02
Bedroom Group	F-03
Chassis Group	F-04 - F-07
Curtain, Cushion & Pad Group	F-08 - F-16
Dinette Group	F-17 - F-18
Driver's Compartment Group	F-19 - F-24
Electrical Group	G-01 - G-03
Exterior Body Group	G-04 - G-08
Galley Group	G-09 - G-12
Heating & Air Conditioning Group	G-13 - G-15
Interior Finish Group	G-16 - G-18
Labels Group	G-19 - H-02
LP Group	H-03
Lounge Group	H-04
Sealants & Fasteners Group	H-05 - H-06
Water & Sewage Group	H-07 - H-08
Window, Vent & Exterior Door Group	H-09 - I-02

LP GROUP



Key	Part Number	U/M	Description
1	045703-01-000	EA	Hose Asm. - LP - 3/8" ID x 24" (US)
1	045703-02-000	EA	Hose Asm. - LP - 3/8" ID x 24" (CSA)
2	074142-01-000	EA	Tank Asm. - LP - 80 Pound - 13" Diameter x 44"
3	081938-01-000	EA	Cover - LP Regulator
	078301-01-000	EA	Regulator - Two Stage
4	040421-01-703	EA	Service Valve - w/Vapor Relief (Used on Tank 074142-01-000)
5	040421-01-712	EA	Service Valve (Used on Tank 097821-01-000)
	040421-01-708	EA	Handwheel - Service Valve
6	040421-01-707	EA	Float Gauge - Threaded - Screw On (Used on Tank 097821-01-000)
6	074142-01-700	EA	Float Gauge - Bolt On (Used on Tank 074142-01-000)
	040440-01-000	EA	Dial - Visible Face - Float Gauge
7	040421-01-700	EA	Liquid Level Valve - 20% LP
8	040421-01-701	EA	Filler Valve - LP
8	040421-01-702	EA	Cap - Plastic - Filler Valve
8	040421-01-711	EA	Valve - 80% w/Float Plate, Bolts & Gasket
9	097821-01-000	EA	Tank Asm. - LP - 60 Pound - 14" Diameter x 30"
10	040421-01-713	EA	Pressure Relief Valve (Used on Tank 097821-01-000)
	085741-01-000	EA	Gauge - Diaphragm Pressure - Test Leak
	085318-02-000	EA	Elbow - 90° - 3/8" MPT x 3/8" FPT
	085742-01-000	EA	Tee - .38 F x .37 F x .25 FPT
	008042-01-000	FT	Tubing - Vinyl - .65" ID
	010377-01-000	EA	Nut - 3/8" F - Brass
	010380-02-000	EA	Nut - 1/2" F - Brass - Forged
	010377-02-000	EA	Nut - 3/8" F - Brass - Forged
	010326-01-000	EA	Adapter - Flare w/Cone Gasket - 3/8" Female FL x 1/2" Male FL
	010323-01-000	EA	Adapter - Brass - 3/8" F x 1/2" MPT (Ford)
	071015-14-000	EA	Grommet - 3/8" ID Fits .09" Material Rubber
	071015-17-000	EA	Grommet - 3/8" ID Fits .08" Material Rubber
	018188-03-000	EA	Grommet - LP Line - 3/8" Hole x 2 1/2" Dia. - Rubber
	084884-01-000	EA	Brass - Plug - 3/8"

LOUNGE GROUP



LOUNGE CABINETRY

Key	Part Number	U/M	Description
1	081280-20-AA3	EA	End Cap - Front Overhead Cabinet
2	M96778-01-AA3	EA	Cabinet - Overhead - Entry Door - w/o Doors or Hardware
3	M96852-50-AA3	EA	Door - Overhead Cabinet - 10" x 19" - w/o Hardware
3	M96852-50-A93	EA	Door - Overhead Cabinet - 10" x 19" - w/o Hardware
†4	096100-02-AA3	EA	Chair - Swivel
†4	096100-02-AA4	EA	Chair - Swivel
†**4	096429-02-A93	EA	Chair - Swivel
†**4	096429-02-A94	EA	Chair - Swivel
	088245-03-000	EA	Plate - Swivel - Top w/o Tilt - w/Lock
	088245-06-000	EA	Extension - Chair Base - 7"
	088245-01-000	EA	Base - Swivel Chair w/Legs
	057759-01-000	EA	Washer - Bracket - Seat Belt - 4" Dia.
	069705-02-000	EA	Bar - Seat Belt - 2.5" x 12.75"
	007021-01-000	EA	Belt - Seat - 2" x 90" - Black
†	See Curtain, Cushion & Pad Group for the breakdown of these items.		
**	These are the parts used from 10/2/89 on.		
*	These are the parts used from 11/27/89 on.		

1990 WINNEBAGO TABLE OF CONTENTS

INTRODUCTION	A-01 - A-02
ABBREVIATIONS	A-03
ALPHABETICAL/GROUP REFERENCE	A-04 - A-06
WT319RB	A-07 - C-16
WT320RC	C-17 - E-18
WC323RC	E-19 - I-02

1990 WC323RC INDEX

Floor Plan	E-19 - E-20
Accessories Group	E-21 - E-24
Bath Group	F-01 - F-02
Bedroom Group	F-03
Chassis Group	F-04 - F-07
Curtain, Cushion & Pad Group	F-08 - F-16
Dinette Group	F-17 - F-18
Driver's Compartment Group	F-19 - F-24
Electrical Group	G-01 - G-03
Exterior Body Group	G-04 - G-08
Galley Group	G-09 - G-12
Heating & Air Conditioning Group	G-13 - G-15
Interior Finish Group	G-16 - G-18
Labels Group	G-19 - H-02
LP Group	H-03
Lounge Group	H-04
Sealants & Fasteners Group	H-05 - H-08
Water & Sewage Group	H-07 - H-08
Window, Vent & Exterior Door Group	H-09 - I-02

SEALANTS & FASTENERS GROUP

SCREWS & FASTENERS

Key	Part Number	U/M	Description
	000C13-07-488	EA	Bolt - Hex - 7/16 - 20 x 3 - Zn 5
	000D16-05-208	EA	Bolt - Hex - Ser Fig 5/16 - 18 x 1 1/4" - Zinc
	000D24-10-008	EA	Nut - Hex - Locking - 10-32 - Zn
	000D38-05-008	EA	Nut - Hex - Ser Fig Lk - 5/16 - 18 - Zn
	000D38-08-008	EA	Nut - Hex - Ser Fig Lk - 3/8 - 18 - Zn
	000D38-09-008	EA	Nut - Hex - Ser Fig Lk - 1/2 - 13 - Zn
	000D44-07-008	EA	Nut - Hex - Ser Fig Lk - 7/16 - 20 - Zn
	000E13-11-008	EA	Washer - Flat - 3/16" Wide - Zn
	000G11-08-10J	EA	Screw - 8 - 20 x 5/8 PPH - Brass
	000G11-07-088	EA	Screw - 7 - 19 x 1/2 PPH - Zn
	000G11-08-068	EA	Screw - 8 - 18 x 3/8 PPH - Zn
	000G11-08-128	EA	Screw - 8 - 18 x 3/4 PPH - Zn
	000G11-08-12D	EA	Screw - 8 - 18 x 3/4 PPH - Black
	000G11-08-12P	EA	Screw - 8 - 18 x .75 - Dark Brown
	000G11-08-12R	EA	Screw - 8 - 18 x .75 PPH - Beige
	000G11-08-12S	EA	Screw - 8 - 18 x .75 PPH - Off White
	000G11-08-18S	EA	Screw - 8 - 18 x 1.00 PPH - Off White
	000G11-10-12D	EA	Screw - 10 - 16 x 3/4 PPH - Black
	000G11-10-24P	EA	Screw - 10 - 16 x 1 1/2 PPH - Dark Brown
	000G12-08-12S	EA	Screw - 8 - 18 x .75 POH - Off White
	000G12-08-18S	EA	Screw - 8 - 18 x 1" POH - Off White
	000G13-08-088	EA	Screw - 8 - 20 x 1/2 PFH - Zn
	000G13-08-10G	EA	Screw - 8 - 20 x 5/8 PFH - Antique Brass
	000G13-07-128	EA	Screw - 7 - 19 x 3/4 PFH - Zn
	000G13-08-188	EA	Screw - 8 - 18 x 1 PFH - Zn
	000G18-08-128	EA	Screw - Machine - 8 - 32 x 3/4" PPH - Zn
	000G18-08-188	EA	Screw - Machine - 8 - 32 x 1 PPH - Zn
	000G18-08-228	EA	Screw - Machine - 8 - 32 x 1 3/8 PPH - Zn
	000G38-08-088	EA	Screw - SF/DR 8 - 18 x 1/2 PPH - Zn
	000G38-08-08R	EA	Screw - SF/DR 8 - 18 x 1/2 PPH - Beige
	000G38-08-128	EA	Screw - SF/DR 8 - 18 x 3/4 PPH - Zn
	000G38-08-12R	EA	Screw - SF/DR 8 - 18 x 3/4 PPH - Beige
	000G38-08-18S	EA	Screw - SF/DR 8 - 18 x 1.00 PPH - Off White
	000G38-08-248	EA	Screw - SF/DR 8 - 18 x 1 1/2 PPH - Zn
	000G38-08-24S	EA	Screw - SF/DR 8 - 18 x 1.50 PPH - Off White
	000G38-10-10S	EA	Screw - SF/DR 10 - 16 x .82" PPH - Off White
	000G38-10-12C	EA	Screw - SF/DR 10 - 16 x 3/4 PPH - Black
	000G38-10-208	EA	Screw - SF/DR 10 - 16 x 1 1/4 PPH - Zn
	000G42-04-188	EA	Screw - SF/DR 1/4 - 14 x 1 HWH - Zn
	000G53-04-088	EA	Screw - Machine - 1/4 - 20 x 3/8 PPH - Zn
	000G54-04-208	EA	Screw - 1/4 - 20 x 1 1/4 PTH Typ 23 - Zn
	000G67-10-088	EA	Screw - 10 - 12 x 1/2 PPH - Zn
	000G67-10-08R	EA	Screw - 10 - 12 x 1/2 PPH - Beige - Type A
	000G67-10-108	EA	Screw - 10 - 12 x 5/8 PPH - Zn - Type A
	000G67-10-10R	EA	Screw - 10 - 12 x 5/8 PPH - Beige - Type A
	000G67-10-128	EA	Screw - 10 - 12 x 3/4 PPH - Zn
	000G67-10-12P	EA	Screw - 10 - 12 x .75 PPH - Dark Brown
	000G67-10-12D	EA	Screw - 10 - 12 x .75 PPH - Tan
	000G67-10-248	EA	Screw - 10 - 12 x 1 1/2 PPH - Zn
	000G67-10-328	EA	Screw - 10 - 12 x 2 PPH - Zn
	000G88-08-10G	EA	Screw - 6 - 18 x 5/8 POH - Antique Brass
	000H18-04-08R	EA	Rivet - Pop - AL 1/8 x .313 - .375
	005081-01-000	EA	Nut - Speed - C Type - No. 8 Screw
	082401-02-000	EA	Clamp - Hose - Wormgear - 1.58" - 2.5"
	082401-08-000	EA	Clamp - Hose - Wormgear - .22" x .62"
	007181-01-000	EA	Clamp - Hose - Spring Type - 1/2"
	008343-01-000	EA	Tie - Wire - 6"
	008386-01-000	EA	Grommet - Snap - 3/8

SEALANTS & FASTENERS GROUP (CONTINUED)

SCREWS & FASTENERS (CONTINUED)

Key	Part Number	U/M	Description
	008401-01-000	EA	Strap - Conduit - 3/4" - 1 Hole - Galvanized Steel
	010495-01-000	EA	Clamp - Cable - 9/16"
	010497-01-000	EA	Clamp - Closed - 5/8" ID
	010497-03-000	EA	Clamp - Closed - 1 ID - Cushioned
	010499-01-000	EA	Clamp - Closed - 3/8" ID
	018804-01-000	EA	Brace - Cabinet - Angled Metal - 2.5"
	083809-01-000	EA	Clamp - Wire Dual - Equal 5/8" Dia.
	084884-01-000	EA	Plug - Brass - 3/8"
	087721-01-000	EA	Screw - Flat Head - Tapping - 1/4 x 1 1/4 LG - Zn
	088371-01-000	EA	Screw - Machine - 8 - 32 x 3 5/16 - Zn
	075148-02-000	EA	Clamp - Grounding - Bronze Screws
	075900-01-000	EA	Screw - Machine - 10 - 32 x .56 PTH - Zn
	049465-04-000	EA	Screw - 10 - 16 x 1 PTH w/Washer - Beige
	078730-01-000	EA	Screw - 6 - 20 x 1 1/4 PPH - Black
	083729-04-000	EA	Rivet - 10 - 32 UNF - .010 - .080

SEALANTS & ADHESIVES

Key	Part Number	U/M	Description
	004020-01-000	QT	Adhesive - ABS Cement (Plastic Fittings)
	004005-02-000	GL	Adhesive - Swifts - Glue (Sidewalls)
	053786-07-000	EA	Bedding Compound - Tube - Beige (Exterior)
	053786-08-000	EA	Bedding Compound - Tube - Clear (Window)
	053796-08-000	EA	Bedding Compound - Tube - Gray (Exterior)
	102052-01-000	EA	Bedding Compound - Tube - Black (Luggage Compartment)
	053786-02-000	EA	Bedding Compound - Tube - Off White (Exterior)
	002328-02-000	EA	Block - Rubber Spacer (Windshield)
	077987-01-000	EA	Sealant - Acrylic Latex - Tube - Off White (Interior Sealant)
	034552-04-000	EA	Sealant - Silicone - Beige
	034552-02-000	EA	Sealant - Silicone - Clear
	034552-07-000	EA	Sealant - Silicone - Dark Gray
	034552-08-000	EA	Sealant - Silicone - Off White
	038518-01-000	EA	Sealant Silicone - Black
	089840-01-000	FT	Sealer Ribbon - .25" Bead x 20'
	089840-02-000	FT	Sealer Ribbon - .5" x .125" x 30'
	089840-03-000	FT	Sealer Ribbon - .75" x .125" x 30'
	089840-09-000	FT	Sealer Ribbon - 1/32" x 2.5" x 30'
	089840-06-000	FT	Sealer Ribbon - 5/16" Bead x 15'
	089840-07-000	FT	Sealer Ribbon - 2" x 3/32" x 30'
	089840-10-000	FT	Sealer Ribbon - 1/32" x 1.5" x 100'
	002707-02-000	FT	Sealer Tape - 5/16" x 1/2"
	074497-14-700	EA	Sealer - Stain (Ceiling)
	102353-01-700	EA	Seam Sealer - Tube - Gray (Roof Seams)
	094401-01-000	EA	Seam Sealer - Tube - Clear (Cap to Sidewall)
	102353-01-700	EA	Seam Sealer - Tube - Aluminum (Roof)
	083842-01-000	FT	Tape - Adhesive - .10mm x 1.5" Wide
	038888-01-000	EA	Tape - Butyl - .31" x .31" x 140" (Windshield)
	078322-01-000	FT	Tape - Foam - Double Coated - .025 x .75 x 72' (Fiberglass Sidewall Seams)
	078322-02-000	FT	Tape - Foam - Double Coated - .045 x 1" (Fiberglass Sidewall Seams)
	100028-01-000	FT	Tape - Foam - Double Coated - .031 x .75 x 72' (Non-Structural Fastening)
	000200-01-000	EA	Tape - Furnace - 1.5"
	002825-01-000	FT	Weather Stripping (Roof Vent)
	081377-01-700	EA	Adhesive - Cyanoacrylate - 10GM

1990 WINNEBAGO TABLE OF CONTENTS

INTRODUCTION	A-01 - A-02
ABBREVIATIONS	A-03
ALPHABETICAL/GROUP REFERENCE	A-04 - A-08
WT318RB	A-07 - C-16
WT320RC	C-17 - E-18
WC323RC	E-19 - I-02

1990 WC323RC INDEX

Floor Plan	E-19 - E-20
Accessories Group	E-21 - E-24
Bath Group	F-01 - F-02
Bedroom Group	F-03
Chassis Group	F-04 - F-07
Curtain, Cushion & Pad Group	F-08 - F-16
Dinette Group	F-17 - F-18
Driver's Compartment Group	F-19 - F-24
Electrical Group	G-01 - G-03
Exterior Body Group	G-04 - G-08
Galley Group	G-09 - G-12
Heating & Air Conditioning Group	G-13 - G-15
Interior Finish Group	G-16 - G-18
Labels Group	G-19 - H-02
LP Group	H-03
Lounge Group	H-04
Sealants & Fasteners Group	H-05 - H-08
Water & Sewage Group	H-07 - H-08
Window, Vent & Exterior Door Group	H-09 - I-02

WATER & SEWAGE GROUP

DRAINAGE SYSTEM

Key	Part Number	U/M	Description
	062422-01-000	EA	Adapter - Offset Reducer - 3" x 1 1/2"
	062416-01-000	EA	Adapter - Sewer Hose to 3" Pipe
	033302-02-030	EA	Adapter Asm. - Strainer - 1 1/2" (CSA)
	010123-01-000	EA	Bushing - 2" x 1 1/2" - Hub - Plastic
	010121-01-000	EA	Bushing - Plastic - Red - 1 1/2 S x 1 1/4 H
	011091-02-000	EA	Continuous Waste - Double Sink - 11 7/8"
	010115-01-000	EA	Coupler - Plastic - 1 1/2 H x H
	078406-01-000	EA	Coupler - Rubber - 3" x 3"
	010000-01-000	EA	Elbow - Plastic - 1/8 BD x 1 1/4 x 45° x H
	010061-01-000	EA	Elbow - Plastic - 1/8 BD x 1 1/2 x 45°
	010006-01-000	EA	Elbow - Plastic - 1/8 BD x 1 1/2 x 45° H x H
	010008-01-000	EA	Elbow - Plastic - 1/4 BD x 1 1/2 x 90° - Left
	034250-01-000	EA	Elbow - Plastic - 1/4 BD x 1 1/2 x 90° H x H
	033781-01-000	EA	Elbow - Plastic - 1/4 BD x 1 1/2 x 90°
	037101-02-000	EA	Elbow - Plastic - 1/4" Bend Vent - 1 1/2" Hub (CSA)
	075240-06-000	EA	Faucet - Lavatory - Bone
	075241-05-000	EA	Faucet - Shower - Bone
	011053-04-000	EA	Faucet - Swing Spout - 8" - Galley
	091253-01-000	EA	Gasket - Faucet
	010147-01-000	EA	Flange - Closet - Red - 4" x 3" (US)
	010147-02-000	EA	Flange - Closet - Red - 4" x 3" (CSA)
	024676-02-000	EA	Flange - Closet - 4" x 3" (CSA)
	061607-01-000	EA	Grommet - Holding Tank Coupler - 1 1/2"
	061607-02-000	EA	Grommet - Holding Tank Coupler - 3"
	011086-03-000	EA	P-Trap - 1 1/4" - Plastic (US)
	011086-02-000	EA	P-Trap - 1 1/4" - Plastic (CSA) (Lavatory/Shower)
	053335-01-000	EA	P-Trap - 1 1/4" - Plastic w/Union (CSA) (Galley)
	063558-01-000	EA	Roof Vent - Covered - Vent Pipe
	038861-01-000	EA	Sending Unit w/Screw, Washer, Well Nut & Terminal
	062415-01-000	EA	Sewer Cap - 3"
	062415-01-700	EA	String - Sewer Cap
	010201-01-000	EA	Sewer Hose - 3" ID x 20'
	011048-02-000	EA	Shower Head w/60" Hose (US)
	011048-05-000	EA	Shower Head w/60" Hose (CSA)
	002429-04-000	EA	Shower Pan Asm.
	066615-01-000	EA	Sink - Double - Stainless Steel
	066654-01-000	EA	Sink - Double w/Mounting Hardware - Stainless Steel
	066627-01-01A	EA	Sink - Rectangular - Lavatory
	066627-01-700	EA	Sink Stopper
	066627-01-701	EA	Tailpiece - Sink
	066386-01-000	EA	Sink - Oval - Plastic - Ivory (CSA)
	066386-01-700	EA	Plug - CO - Ivory - 1 1/4" x 5"
	066436-01-000	EA	Strip Nut - 1.5 - Tailpiece
	066440-01-000	EA	Strainer - Shower Drain
	066437-01-000	EA	Strainer - Sink - Galley
	066437-01-700	EA	Basket - Strainer - Galley Sink
	011066-02-000	EA	Tailpiece - 1 1/2 x 1 1/4 x 4" - Brass
	074870-01-000	EA	Tank - Holding - 30 Gal. - Sewage
	074861-01-000	EA	Tank - Holding - 35 Gal. - Waste Water
	010079-01-000	EA	Tee - Plastic - 1 1/2" H x 1 1/2" H x 1 1/4" H
	076775-01-000	EA	Tee - Barb - 5/8" x 5/8" x 5/8"
	010071-01-000	EA	Tee - Plastic - 1 1/2" H x H x H
	067437-01-000	EA	Toilet - Ivory - Aqua Magic
	070916-01-000	EA	Valve - Dual - 3" x 1.5"
	070916-01-700	EA	Valve - Only - 3"
	070916-01-701	EA	Valve - Only - 1 1/2"
	062421-01-000	EA	Valve - 1 1/2" w/Handle
	079966-01-000	EA	Vent - Mechanical Trap Arm
	069735-01-000	EA	Washer - Tailpiece - 1.5 - Plastic

* These parts were used from 1/2/90 on.

WATER & SEWAGE GROUP (CONTINUED)

WATER LINES & HARDWARE

Key	Part Number	U/M	Description
	044927-01-000	EA	Adapter - Plastic - 1 1/4" MPT x 1 1/4" Ser (Water Tank)
	079317-01-000	EA	Adapter - Swivel - .5 Tube x .5 FPT
	052954-01-000	EA	Adapter - Nose Cone - 3/8" or 1/2" - Plastic
	036522-02-000	EA	Cap - Brass - 1/2" Flare
	052959-02-000	EA	Connector - Plastic - 1/2" F x 1/2" MPT
	052959-03-000	EA	Connector - 1/2" x 3/8 MPT - Plastic
	010219-01-000	EA	Elbow - Plastic - 1 1/3" MPT x 1 1/4" Barb
	065120-01-000	EA	Elbow - Plastic - Swivel - 1/2" FPT x 1/2" Flare - Gray
	035539-01-000	EA	Elbow - Plastic - 3/8 MPT x 3/8" BARB
	070924-01-000	EA	Elbow - Swivel - 1/2" MPT x 1/2" FPT - Gray
	075240-06-700	EA	Faucet - Lavatory - Bone
	011053-04-000	EA	Faucet - Swing Spout - Galley - 8"
	091253-01-000	EA	Gasket - Faucet
	075241-05-000	EA	Faucet - Shower - Bone
	077954-02-000	EA	Filter/Screen (In Water Tank)
	052952-01-000	EA	Nut - Plastic - 1/2" F
	052953-01-000	EA	Nut - Faucet - 1/2" Tube x 1/2" FPT
	049032-01-000	EA	Patch - Spinweld - Plastic - 3/8"
	098607-01-000	EA	Pump - Water - 2.8 GPM - Direct Flow (US)
	098607-02-000	EA	Pump - Water - 2.8 GPM - Direct Flow (CSA)
	098607-02-707	EA	Motor/Backplate - Replacement
	098607-02-701	EA	Drive Asm.
	098607-02-702	EA	Diaphragm Kit
	098607-02-703	EA	Valve Asm.
	098607-02-704	EA	Upper Housing
	098607-02-706	EA	Switch Asm. - Complete
	098607-02-700	EA	Pumphead - Replacement
	098607-02-705	EA	Check - Valve Kit
	091208-01-000	EA	Rubber Washer - .06 x .75 x .50
	011048-02-000	EA	Shower Head - w/60" Hose
	042989-03-000	EA	Spinweld Fitting - Plastic - 1/4" NPT
	042989-05-000	EA	Spinweld Fitting - Plastic - 1/2" FPT
	042989-04-000	EA	Spinweld Fitting - Plastic - 3/8" FPT
	052955-01-000	EA	Tee - Plastic - 1/2" F x 1/2" F x 1/2" MPT
	052956-01-000	EA	Tee - Plastic - 1/2" F x 1/2" MPT x 1/2" F
	052958-01-000	EA	Tee - Plastic - 1/2" F x 1/2" F x 1/2" F
	074463-01-000	EA	Tee - 4 Way - Plastic - 1/2" Flare - Gray
	039600-01-000	FT	Tubing - Polybutyl - 1/2" OD x 20' (Water Line)
	079381-01-000	FT	Tubing - Flex/Smooth - 1.25 ID (Water Tank)
	074462-02-000	FT	Tubing - Vinyl - 3/8" ID
	052980-01-000	EA	Valve - Line Drain - 1/2" F x 1/2" F
	052980-01-700	EA	Connector - Union - 1/2" F x 1/2" F
	074510-03-000	EA	Water Tank - 16 Gal. w/Fittings - 33.4" x 11.4" x 10.6"
	053520-10-000	EA	Water Tank - 18 Gal. w/Fittings - 27" x 17.2" x 10"
	051391-02-000	EA	Water Heater - Atwood - G4 SM
	051391-03-000	EA	Water Heater - w/o Motoraid - Electronic Tune - Atwood - G6A-3E
	051393-01-000	EA	Water Heater - w/Motoraid - Direct Ignition - Atwood - GH6-3E
	.. The illustrated parts breakdown for this item is provided on the Common Items Fiche.		

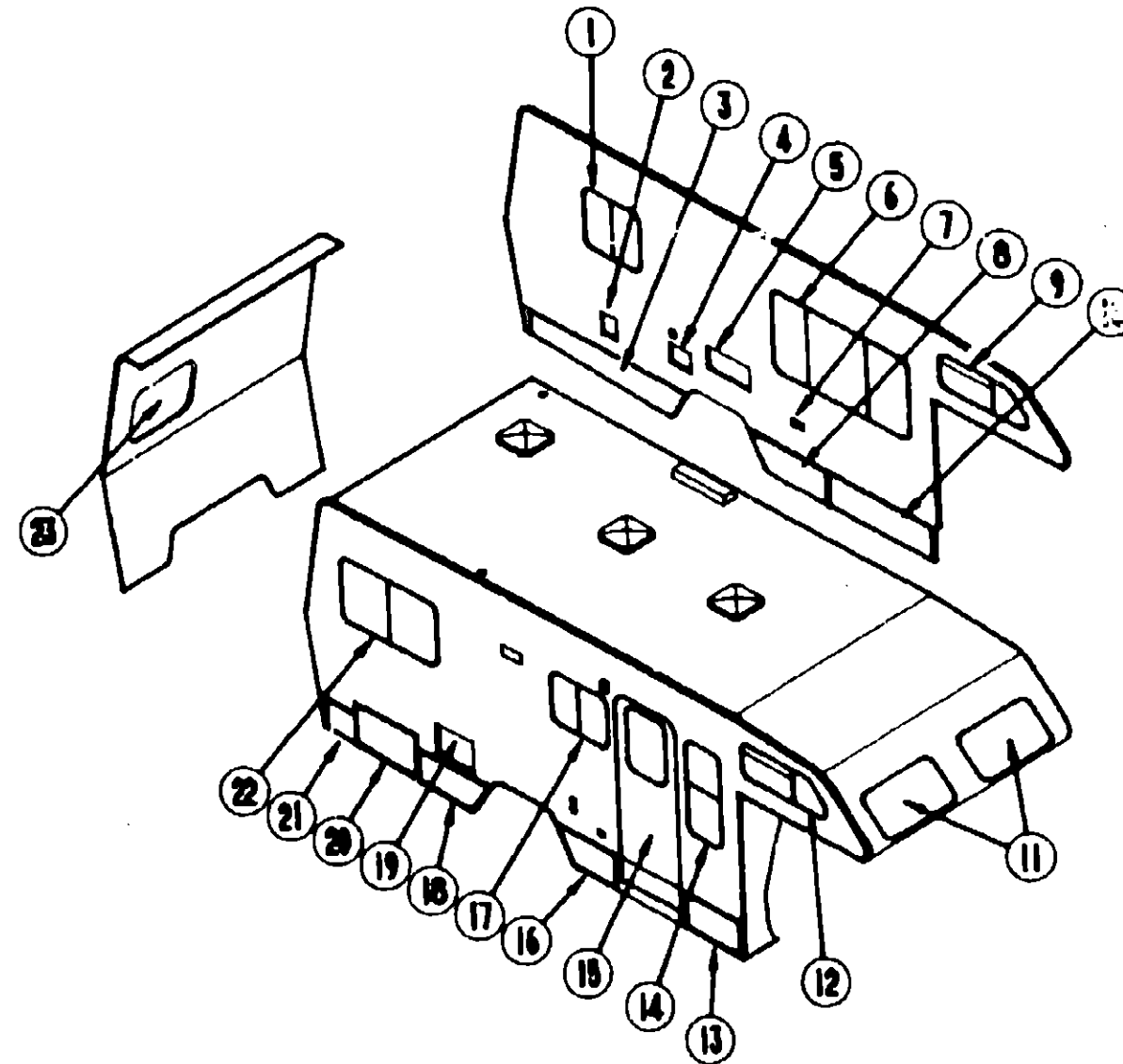
1990 WINNEBAGO TABLE OF CONTENTS

INTRODUCTION	A-01 - A-02
ABBREVIATIONS	A-03
ALPHABETICAL/GROUP REFERENCE	A-04 - A-06
WT319RB	A-07 - C-16
WT320RC	C-17 - E-18
WC323RC	E-19 - I-02

1990 WC323RC INDEX

Floor Plan	E-19 - E-20
Accessories Group	E-21 - E-24
Bath Group	F-01 - F-02
Bedroom Group	F-03
Chassis Group	F-04 - F-07
Curtain, Cushion & Pad Group	F-08 - F-16
Dinette Group	F-17 - F-18
Driver's Compartment Group	F-19 - F-24
Electrical Group	G-01 - G-03
Exterior Body Group	G-04 - G-06
Galley Group	G-09 - G-12
Heating & Air Conditioning Group	G-13 - G-15
Interior Finish Group	G-16 - G-18
Labels Group	G-19 - H-02
LP Group	H-03
Lounge Group	H-04
Sealants & Fasteners Group	H-05 - H-06
Water & Sewage Group	H-07 - H-08
Window, Vent & Exterior Door Group	H-09 - I-02

WINDOWS, VENTS & EXTERIOR DOORS WINDOWS & ACCESS DOORS



Key	Part Number	U/M	Description
1	078288-04-T03	EA	Window Asm. - Single Slider - 22.3" x 28.8"
*1	098844-01-715	EA	Window Asm. - Single Slider - 22" x 15"
2	078010-03-000	EA	Door Asm. - Fuel Fill
3	098393-07-AA3	EA	Valance Asm. - Rear (Stationary)
3	098393-02-AA3	EA	Door Asm. - Rear Valance (Hinged)
4	088794-01-000	EA	Door Asm. - Power Cord w/Hatch
5	084103-03-000	EA	Door Asm. - Refrigerator - Vent
6	078288-04-X11	EA	Window Asm. - Double Slider - 31.1" x 60.5"
*6	098847-02-700	EA	Window Asm. - Horizontal Slider - 30.5" x 57.5"
7	081240-03-000	EA	Door Asm. - Water Fill
8	098395-03-AA3	EA	Door Asm. - Storage Compartment
9	098889-02-AA3	EA	Window Asm. - Sliding - Slanted
*9	098848-02-700	EA	Window Asm. - Sliding - Slanted - 12" x 36"
10	098388-05-AA3	EA	Door Asm. - LP Compartment - Front - 13.7" x 47.4"
11	078533-06-AA3	EA	Window Asm. - Picture - 15" x 32"
12	098889-01-AA3	EA	Window Asm. - Sliding - Slanted
*12	098848-01-708	EA	Window Asm. - Sliding - Slanted - 12" x 36"

Key	Part Number	U/M	Description
13	098388-04-AA3	EA	Door Asm. - Battery
14	078453-01-T03	EA	Window Asm. - Vertical Slider
*14	098844-02-705	EA	Window Asm. - Vertical Slider - 34.25" x 15"
15	M01870-27-AA3	EA	Door - Entry w/Screen & Jamb
*15	M01870-32-AA3	EA	Door - Entry w/Screen & Jamb
16	098395-02-AA3	EA	Door Asm. - Storage - 19.4" x 27"
17	078288-02-T03	EA	Window Asm. - Single Slider - 19.3" x 24.8"
*17	098847-06-705	EA	Window Asm. - Single Slider - 19.3" x 24.6"
18	098393-03-AA3	EA	Valance Asm. - Center
19	052009-01-000	EA	Door Asm. - Water Heater
20	098252-01-AA3	EA	Door Asm. - Storage/Generator - 26.9"
21	098397-01-AA3	EA	Valance Asm. - Rear w/Square Corners
22	078288-09-X11	EA	Window Asm. - Single Slider - 24.3" x 41.1"
*22	092235-07-Y12	EA	Window Asm. - Tipout - 24.3" x 40.3"
23	079415-01-T03	EA	Window Asm. - Escape - 29" x 23"

* These parts are used from 10/1/90 on.

1990 WINNEBAGO TABLE OF CONTENTS

INTRODUCTION	A-01 - A-02
ABBREVIATIONS	A-03
ALPHABETICAL/GROUP REFERENCE	A-04 - A-06
WT319RB	A-07 - C-16
WT320RC	C-17 - E-18
WC323RC	E-19 - I-02

1990 WC323RC INDEX

Floor Plan	E-19 - E-20
Accessories Group	E-21 - E-24
Bath Group	F-01 - F-02
Bedroom Group	F-03
Chassis Group	F-04 - F-07
Curtain, Cushion & Pad Group	F-08 - F-16
Dinette Group	F-17 - F-18
Driver's Compartment Group	F-19 - F-24
Electrical Group	G-01 - G-03
Exterior Body Group	G-04 - G-08
Galley Group	G-09 - G-12
Heating & Air Conditioning Group	G-13 - G-15
Interior Finish Group	G-16 - G-18
Labels Group	G-19 - H-02
LP Group	H-03
Lounge Group	H-04
Sealants & Fasteners Group	H-05 - H-08
Water & Sewage Group	H-07 - H-08
Window, Vent & Exterior Door Group	H-09 - I-02

WINDOW, VENT & EXTERIOR DOOR GROUP (CONTINUED)

POWERED ROOF VENT

Key	Part Number	U/M	Description
	090394-01-Y12	EA	Vent Asm. - Roof - Powered - w/o Screen (USA)
	009440-01-000	EA	Lift Mechanism
	009439-03-000	EA	Extension
	009439-04-000	EA	Screw
	009439-02-000	EA	Knob - Roof Vent - Black
	048649-01-000	EA	Fan - Plastic - 8"
	008195-01-000	EA	Switch - Push Button - 12 Volt
	015911-01-000	EA	Track - Slide - Roof Vent
	002825-01-000	EA	Weatherstrip Seal
	048648-01-000	EA	Motor - 12 Volt
	051384-01-000	EA	Cover Asm. - Roof Vent
	052639-01-200	EA	Hinge - 7" - Roof Vent
	078785-01-Y12	EA	Screen Asm. - Roof Vent - Powered
	002291-02-000	SF	Screen - Window - 16" - Charcoal
	002298-02-000	FT	Spline - Charcoal
..	084489-08-000	EA	Vent Asm. - Roof Powered - w/o Screen (CSA)
..	The illustrated parts breakdown of this item is provided on the Common Items Fiche.		

NON-POWERED VENT

Key	Part Number	U/M	Description
	090395-01-Y12	EA	Vent Asm. - Roof - Non-Powered - w/o Screen
	009440-01-000	EA	Lift Mechanism Asm.
	009439-03-000	EA	Extension
	009439-04-000	EA	Screw
	009439-02-000	EA	Knob - Roof Vent - Black
	015911-01-000	EA	Track - Slide - Roof Vent
	002825-01-000	EA	Weatherstrip Seal
	055218-01-000	EA	Cover Asm. - Roof Vent
	052639-01-200	EA	Hinge - 7" - Roof Vent
	078786-01-Y12	EA	Screen Asm. - Charcoal
	002291-02-000	SF	Screen - Window - 16" - Charcoal
	002298-02-000	FT	Spline - Charcoal

VENTS & SHROUDS

Key	Part Number	U/M	Description
	083558-01-000	EA	Vent - Plumbing Pipe - Roof w/Cover - Beige
	084073-03-000	EA	Vent - Refrigerator Roof - Off White
	084073-04-000	EA	Base - Roof Vent - Norcold Refrigerator - Black
	084878-09-000	EA	Vent - Range Hood - Short - LVS
	083752-01-000	EA	Shroud Asm. - Range

WINDOW, VENT & EXTERIOR DOOR GROUP (CONTINUED)

ACCESS DOORS

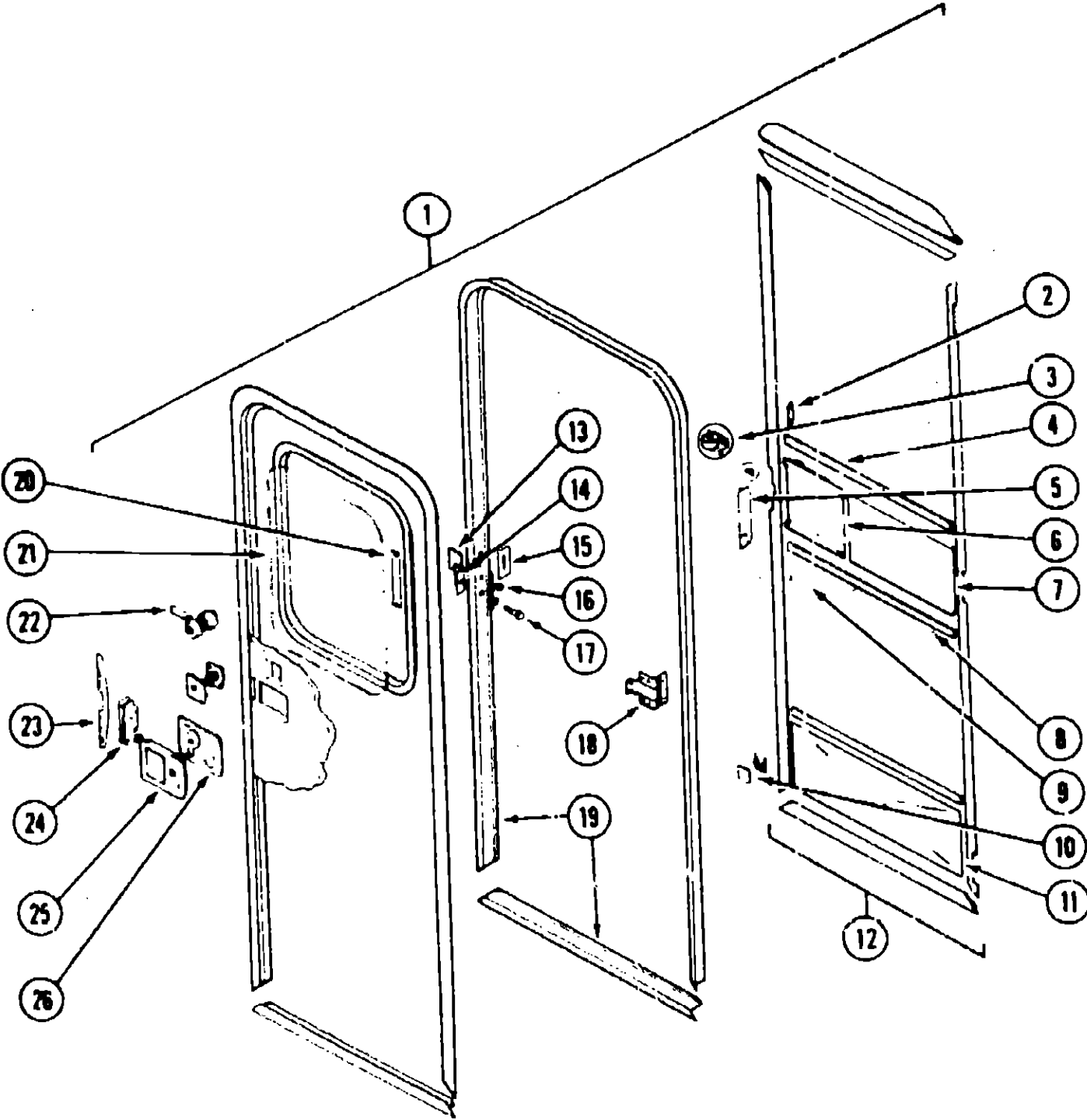
Key	Part Number	U/M	Description
	096393-02-AA3	EA	Door Asm. - Holding Tank & Dump Valve - 9.8" x 72"
	079927-03-000	EA	Lock - Twist Type - Double Cam
	078010-03-000	EA	Door Asm. - Fuel Fill - Off White
	078200-01-000	EA	Gasket - Fuel Fill Door
	078040-02-000	EA	Shroud - Fuel Fill - Upper
	083578-01-000	EA	Boot - Fuel Fill
	084235-01-000	EA	Support - Flange
	074888-03-000	EA	Filter Neck - Fuel Fill
	088794-01-000	EA	Door Asm. - Power Cord w/Hatch - Off White
	090340-01-000	FT	Seal - Foam Closed Cell - 1/4" x 1/2" x 50'
	084103-03-000	EA	Door Asm. - Refrigerator - Vented - Off White
	084104-01-700	EA	Lock - Male - Dyrus Fasteners
	084104-01-701	EA	Lock - Female - Dyrus Fasteners
	084104-03-000	EA	Jamb - Door - Vented - Refrigerator - Off White
	081240-03-000	EA	Door Asm. - Water Fill - Lockable - 4" x 4 5/8" - Off White
	096395-03-AA3	EA	Door Asm. - Front Compartment - 36.4"
	079386-04-000	EA	Lock - Door - Key Type w/o Keys
	082684-01-700	EA	Key - Storage Compartment - Single
	096396-05-AA3	EA	Door Asm. - LP Compartment - 13.7" x 47.4"
	079927-03-000	EA	Lock - Twist Type - Double Cam
	096396-04-AA3	EA	Door Asm. - Battery Compartment - 13.7" x 25"
	079386-04-000	EA	Lock - Key Type - w/o Keys
	082684-01-700	EA	Key - Compartment Door Lock
	096395-02-AA3	EA	Door Asm. - Storage Compartment - 19.4" x 27"
	079386-04-000	EA	Lock - Key Type w/o Keys
	082684-01-700	EA	Key - Compartment Door Lock
	052009-01-000	EA	Door Asm. - Water Heater - Off White
	098252-01-AA3	EA	Door Asm. - Storage/Generator - w/Locks - 26.9"
	079927-03-000	EA	Lock - Twist Type - Double Cam
	081801-02-000	EA	Hinge - 2" x 96"
	058027-01-000	FT	Seal - "D" Shaped - Hollow - Sponge Rubber - Black
	091876-01-000	EA	Retainer - Door - 19.7" x 7.9"
	098209-55-001	EA	U-Channel - Hinged - 16" - Off White
	097111-01-01A	EA	Pocket - Lock Valance - Off White
	098338-01-000	EA	Gasket - Lock Pocket

1990 WINNEBAGO TABLE OF CONTENTS

INTRODUCTION	A-01 - A-02
ABBREVIATIONS	A-03
ALPHABETICAL/GROUP REFERENCE	A-04 - A-06
WT319RB	A-07 - C-16
WT320RC	C-17 - E-18
WC323RC	E-19 - I-02

1990 WC323RC INDEX

Floor Plan	E-19 - E-20
Accessories Group	E-21 - E-24
Bath Group	F-01 - F-02
Bedroom Group	F-03
Chassis Group	F-04 - F-07
Curtain, Cushion & Pad Group	F-08 - F-16
Dinette Group	F-17 - F-18
Driver's Compartment Group	F-19 - F-24
Electrical Group	G-01 - G-03
Exterior Body Group	G-04 - G-08
Galley Group	G-09 - G-12
Heating & Air Conditioning Group	G-13 - G-15
Interior Finish Group	G-16 - G-18
Labels Group	G-19 - H-02
LP Group	H-03
Lounge Group	H-04
Sealants & Fasteners Group	H-05 - H-06
Water & Sewage Group	H-07 - H-08
Window, Vent & Exterior Door Group	H-09 - I-02



Key	Part Number	U/M	Description
1	M01870-25-AA3	EA	Door Asm. - Entrance w/Screen Door
*1	M01870-32-AA3	EA	Door Asm. - Entrance w/Screen Door
	085276-01-01A	EA	Frame Asm. - Entrance Door - Off White
	089748-01-000	EA	Frame - Entrance Door - Bottom Portion
	044582-02-000	EA	Drip Cap - Top Entrance Door Jamb - Off White
	075639-11-000	EA	Garnish - Radius - Entrance Door
2	050712-05-000	EA	Door Handle - Screen Door
3	009018-01-000	EA	Roller Catch - Screen Door
	058025-02-000	EA	Clip - Roller Latch Catch
	009016-01-000	EA	Catch - Elbow - Spring Loaded - Screen Door
4	078777-01-000	EA	Channel - Slide - Screen Door Center Slider Cover
5	079087-02-000	EA	Strike - Slider - Screen Door
6	079086-02-000	EA	Slider - Screen Door
7	016454-01-000	EA	Insert - Screen Door - Center - Leather Grain Aluminum
8	002294-01-000	FT	Spline - Black
9	002293-02-000	SF	Screen - Window - 26" Charcoal
10	085774-01-000	FT	Fastener - Dual Lock - 1" Wide
10	085774-02-000	FT	Fastener - Dual Lock - 1" Wide
11	078552-03-000	EA	Insert - Acreen Door - Lower - Kick Panel
12	079012-01-U01	EA	Screen Door Asm.
	078595-01-000	EA	Plate - Screen Door
13	077461-03-000	EA	Strike Cover - Off White
14	041546-03-000	EA	Angle Bracket
15	079173-01-000	EA	Deadbolt - Gasket
16	058806-03-000	EA	Plug - Tapered Plastic - Red
17	039539-01-000	EA	Strike
18	079381-05-000	EA	Hinge - Entrance Door - Unpainted
*18	087724-01-02A	EA	Hinge - Entrance Door - Off White
19	095277-02-01A	EA	Door Jamb - Entrance Door
	051049-01-000	EA	Jamb Bottom - Entry Door - Beige
	079207-01-000	EA	Striker - Roller Catch - Welded to Door Jamb
	095278-01-01A	EA	Jamb Door - Entrance - Unpainted
20	087581-01-000	FT	Window Seal
21	002181-07-000	EA	Glass - Picture Window - Frosted
	079733-07-AA8	EA	Window Asm. - Picture - 17" x 25" - Frosted Glass (w/o inside frame)
	067809-03-000	EA	Inside Frame - Beige (not included in assembly)
	089809-27-000	EA	Inside Frame - Black (not included in assembly)
	050216-02-000	FT	Spline - Glass - Exterior Vinyl - Black
†	087561-01-000	FT	Spline - Glass - Exterior Vinyl - Black
22	083205-01-000	EA	Deadbolt Asm.
	083205-01-700	EA	Key - Blank
23	098173-01-04A	EA	Stiffener - Entrance Door
24	039540-01-000	EA	Latch Asm. - Entrance Door
25	045017-10-000	EA	Latch Asm. - Plate - Black
26	039979-03-000	EA	Cover Asm. - Latch Plate - Black
	039738-01-000	EA	Deadbolt - "J" Shaped - Latch Asm.
	039984-01-000	EA	Cap - Black Vinyl - Lock Grip
	058806-01-000	EA	Plug - Tapered for Deadbolt - Plastic - .86" Dia.
	056746-01-000	EA	Plug - Cap - 1" Dia.
	056747-01-000	EA	Plug - Cap - .75" Dia.
	056748-01-000	EA	Plug - Cap - 1.5" Dia.
	075673-01-000	FT	Seal - Pile - Adhesive Back
**	100128-01-000	FT	Seal - Pile - Adhesive Back - Gray
	075671-01-000	FT	Seal - Sponge - Lazy T Shaped
	002748-01-000	EA	Cover - Key
	081067-01-000	EA	Seal - Lock - Flat w/Slit
	063729-04-000	EA	Rivnut - 10 - 32 UNF - .010 - .080
	072893-01-000	EA	Nutsert - M5 x 0.8

* These are the parts used from 10/2/89 on.
† These are the parts used from 1/18/90 on.
** These are the parts used 1/5/90 on.

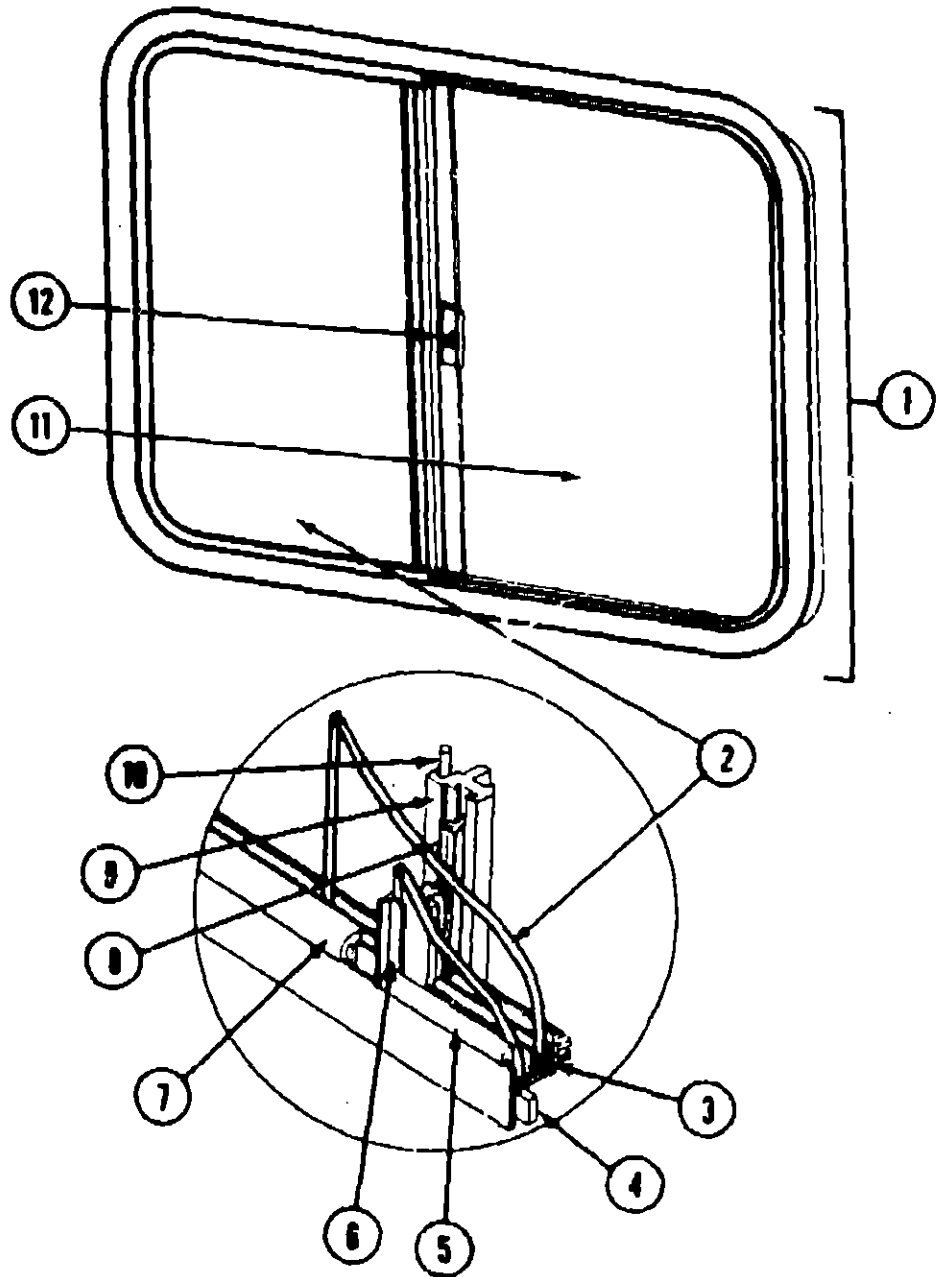
1990 WINNEBAGO
TABLE OF CONTENTS

INTRODUCTION	A-01 - A-02
ABBREVIATIONS	A-03
ALPHABETICAL/GROUP REFERENCE	A-04 - A-06
WT319RB	A-07 - C-18
WT320RC	C-17 - E-18
WC323RC	E-19 - I-02

1990 WC323RC INDEX

Floor Plan	E-19 - E-20
Accessories Group	E-21 - E-24
Bath Group	F-01 - F-02
Bedroom Group	F-03
Chassis Group	F-04 - F-07
Curtain, Cushion & Pad Group	F-08 - F-16
Dinette Group	F-17 - F-18
Driver's Compartment Group	F-19 - F-24
Electrical Group	G-01 - G-03
Exterior Body Group	G-04 - G-08
Galley Group	G-09 - G-12
Heating & Air Conditioning Group	G-13 - G-15
Interior Finish Group	G-16 - G-18
Labels Group	G-19 - H-02
LP Group	H-03
Lounge Group	H-04
Sealants & Fasteners Group	H-05 - H-06
Water & Sewage Group	H-07 - H-08
Window, Vent & Exterior Door Group	H-09 - I-02

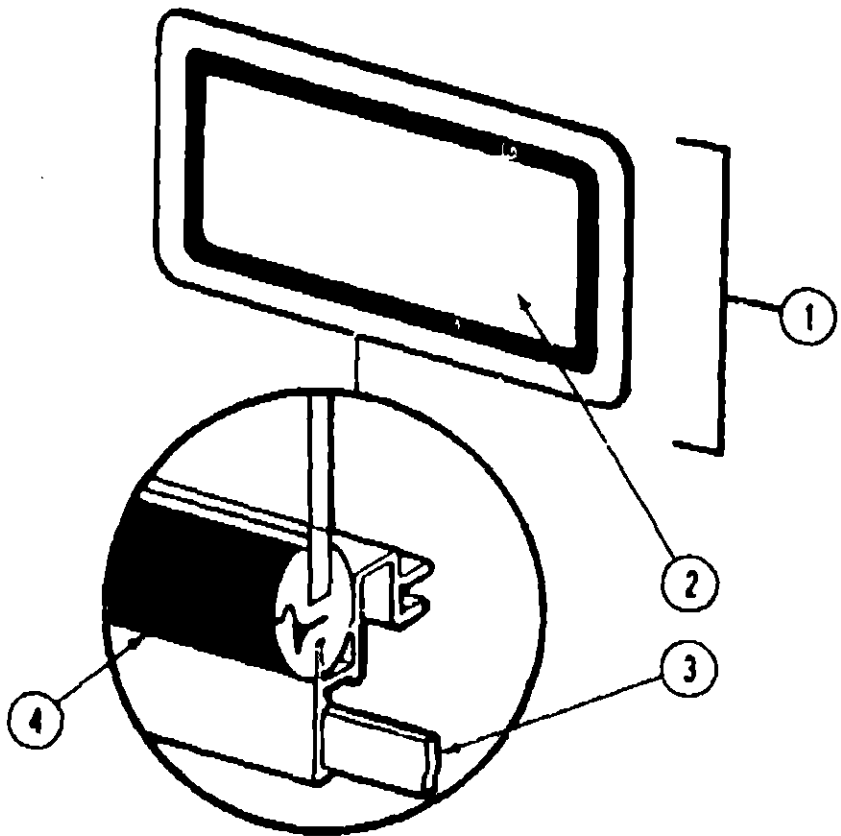
WINDOW, VENT & EXTERIOR DOOR GROUP (CONTINUED)



BEDROOM SINGLE SLIDER

Key	Part Number	U/M	Description
1	078266-09-X11	EA	Window Asm. - Single Slider - 24.3" x 41.1" (w/o inside frame)
	063122-24-000	EA	Inside Frame - Beige (not included in assembly)
2	081980-09-000	EA	Glass - Sliding - 1/8" x 24" x 20"
3	002324-02-000	FT	Channel - Weatherstrip - Glass Run - 1/8" Glass
4	069640-06-000	FT	Ribbon Sealer - 5/16" Bead x 15'
5	002309-02-000	FT	Spline - Glass - 1/8" Material - Black
6	M69866-03-003	EA	Seal Holder w/Fin Seal - Black
7	069866-03-001	FT	Extr. Rubber - Window Seal - Black
8	073740-01-003	FT	Seal - Fin - Pile - .460"
9	064170-02-000	EA	Mullion - Slider Window - Black
10	002268-02-000	FT	Spline - .130" Dia. - Charcoal (Screen)
11	081984-09-000	EA	Glass - Stationary - 1/8" x 24" x 22.5"
12	047389-01-700	EA	Latch Kit - Window - Plastic w/Fastener
	079204-01-000	EA	Bracket - Mullion - Black
	002262-02-000	SF	Screen - Window 20" - Charcoal
	002328-01-000	EA	Black - Window - 1/8" x 3/16" x 1"
	023320-01-000	EA	Pad - Felt - 3/8" Dia. - Brown
	024066-02-000	FT	Seal - Exterior Glass to Frame - Black

WINDOW, VENT & EXTERIOR DOOR GROUP (CONTINUED)



FRONT PICTURE WINDOW

Key	Part Number	U/M	Description
1	078533-06-AA3	EA	Window Asm. - Front Picture - 14" x 24" - Black (w/o inside frame)
	041938-10-000	EA	Inside Frame - Beige (not included in assembly)
	041938-12-000	EA	Inside Frame - Black (not included in assembly)
2	002200-07-000	EA	Glass - Tempered - Picture Window - 15.3" x 32.5"
3	069640-06-000	FT	Ribbon Sealer - 5/16" Bead x 15'
4	002281-01-000	EA	Weatherstrip - Self Seal - .06" Panel x 3/16" - Black
	These parts were used from 10/2/89 on.		

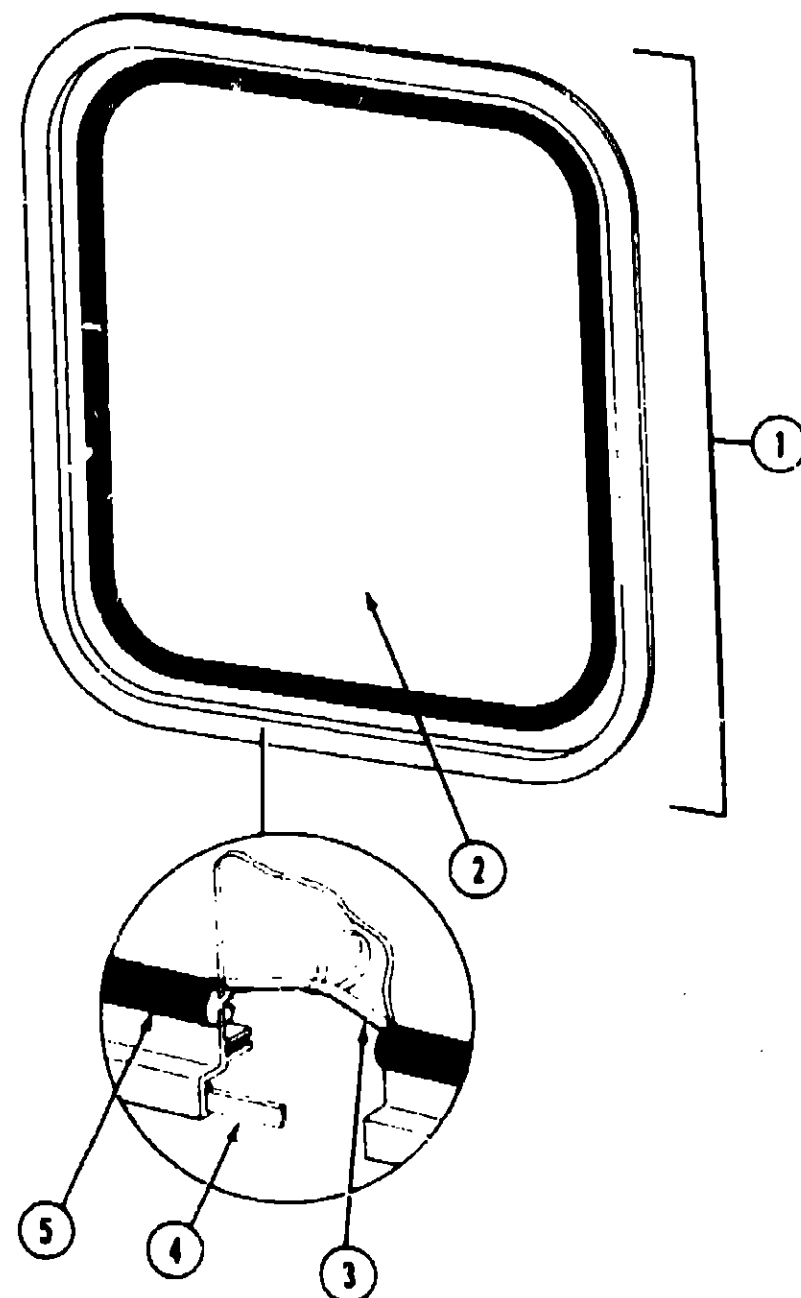
1990 WINNEBAGO
TABLE OF CONTENTS

INTRODUCTION	A-01 - A-02
ABBREVIATIONS	A-03
ALPHABETICAL/GROUP REFERENCE	A-04 - A-06
WT319RB	A-07 - C-16
WT320RC	C-17 - E-18
WC323RC	E-19 - I-02

1990 WC323RC INDEX

Floor Plan	E-19 - E-20
Accessories Group	E-21 - E-24
Bath Group	F-01 - F-02
Bedroom Group	F-03
Chassis Group	F-04 - F-07
Curtain, Cushion & Pad Group	F-08 - F-16
Dinette Group	F-17 - F-18
Driver's Compartment Group	F-19 - F-24
Electrical Group	G-01 - G-03
Exterior Body Group	G-04 - G-08
Galley Group	G-09 - G-12
Heating & Air Conditioning Group	G-13 - G-15
Interior Finish Group	G-16 - G-18
Labels Group	G-19 - H-02
LP Group	H-03
Lounge Group	H-04
Sealants & Fasteners Group	H-05 - H-06
Water & Sewage Group	H-07 - H-08
Window, Vent & Exterior Door Group	H-09 - I-02

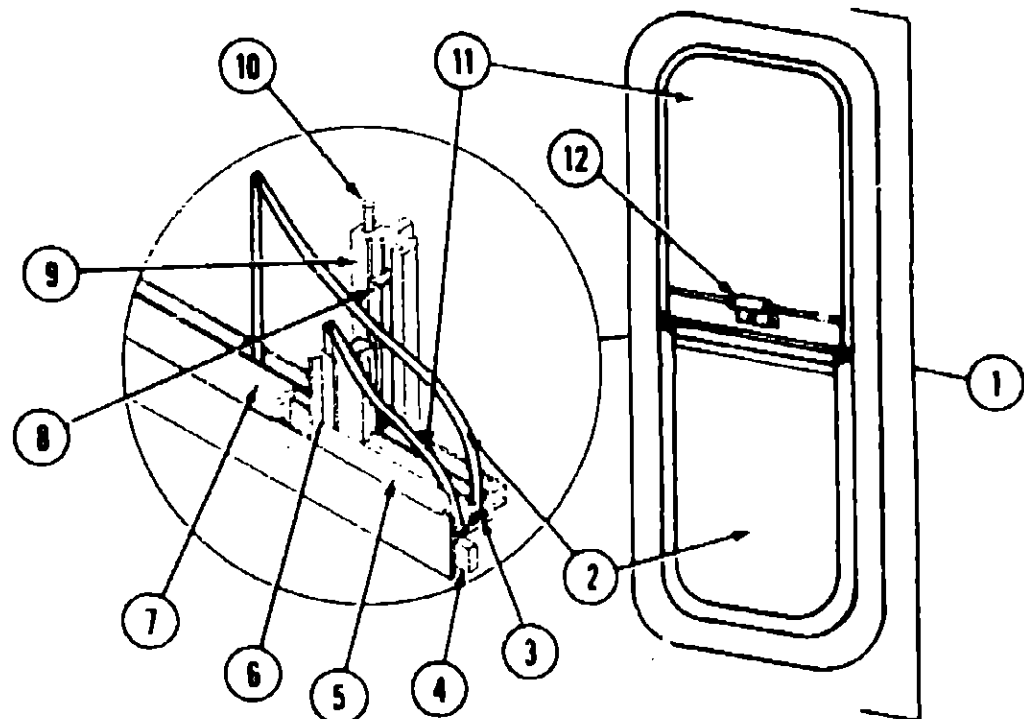
WINDOW, VENT & EXTERIOR DOOR GROUP (CONTINUED)



ESCAPE WINDOW

Key	Part Number	U/M	Description
1	079415-01-T03	EA	Window Asm. - Rear Escape - 23" x 29" - Black (w/o inside frame)
	020749-06-000	EA	Inside Frame - Black (not included in assembly)
	020749-05-000	EA	Inside Frame - Beige (not included in assembly)
2	002174-01-000	EA	Glass - 1/8" x 19.6" x 25.9"
3	002285-01-000	FT	Filler - Weatherstrip - Black
4	000840-03-000	FT	Ribbon Sealer - 5/16" Bead x 15'
5	002282-01-000	FT	Weatherstrip - 1.25" Window
	000199-01-000	EA	Label - Exit - Escape Window

WINDOW, VENT & EXTERIOR DOOR GROUP (CONTINUED)



LOUNGE VERTICAL SLIDER WINDOW

Key	Part Number	U/M	Description
1	078453-01-T03	EA	Window Asm. - Vertical Slider - 37" x 15" - Black (w/o inside frame)
	083122-01-000	EA	Inside Frame - Beige (not included in assembly)
2	081980-03-000	EA	Glass - Slider - 1/8" x 14.4" x 19"
3	002324-02-000	FT	Channel - Weatherstrip - Glass Run - 1/8" Glass
4	069840-06-000	FT	Ribbon Sealer - 5/16" Bead x 15'
5	002309-02-000	FT	Spline - Glass - 1/8" Material - Black
6	M68886-03-007	EA	Seal Holder w/Fin Seal - Black
7	057374-02-000	FT	Extr. Ribbon - Window Seal - Black
8	073740-01-000	FT	Seal - Fin - Pile - .460"
9	078582-01-000	EA	Mullion - Slider Window - Black
10	002298-02-000	FT	Spline - .130" Dia. - Charcoal (Screen)
11	081984-02-000	EA	Glass - Stationary - 1/8" x 14.4" x 19"
12	047389-01-700	EA	Latch Kit - Window - Plastic w/Fastener
	079204-01-000	EA	Bracket - Mullion - Black
	002291-02-000	SF	Screen - Window - 16" - Charcoal

LOUNGE VERTICAL SLIDER (EXCEL)

Key	Part Number	U/M	Description
	098644-02-705	EA	Window Asm. - 34.25" x 15' (w/o inside frame)
	098644-02-704	EA	Inside Frame (not included in assembly)
	098644-01-701	EA	Splice Plate - Window
	098644-01-702	EA	Screw - Splice - #6 - 32 x 1/4" Pan Head
	098644-01-703	EA	Screw - Locking Rail - #6 x 15 Pro-Head Recess - Black
	098644-02-700	EA	Glass - Stationary - 16.15" x 13.77"
	098644-01-705	FT	Glazing Strip
	098644-01-706	FT	Weatherstrip
	098644-01-707	EA	Rail - Locking w/Weatherstrip
	098644-01-708	FT	Channel - Pierced Run
	098644-01-700	EA	Latch - Repair Kit
	098644-02-701	EA	Sash - w/Latch & Sliding Glaze
	098644-02-702	FT	Track - Screen Spacer - 12' Length
	098644-01-711	FT	Weatherstrip - Screen - Black
	098644-02-703	EA	Screen w/Weatherstrip & Frame Spring (Clip)
	098644-01-713	EA	Spring - Screen Frame (Clip) - Plastic - Black
	098644-01-716	EA	Plug - Filler

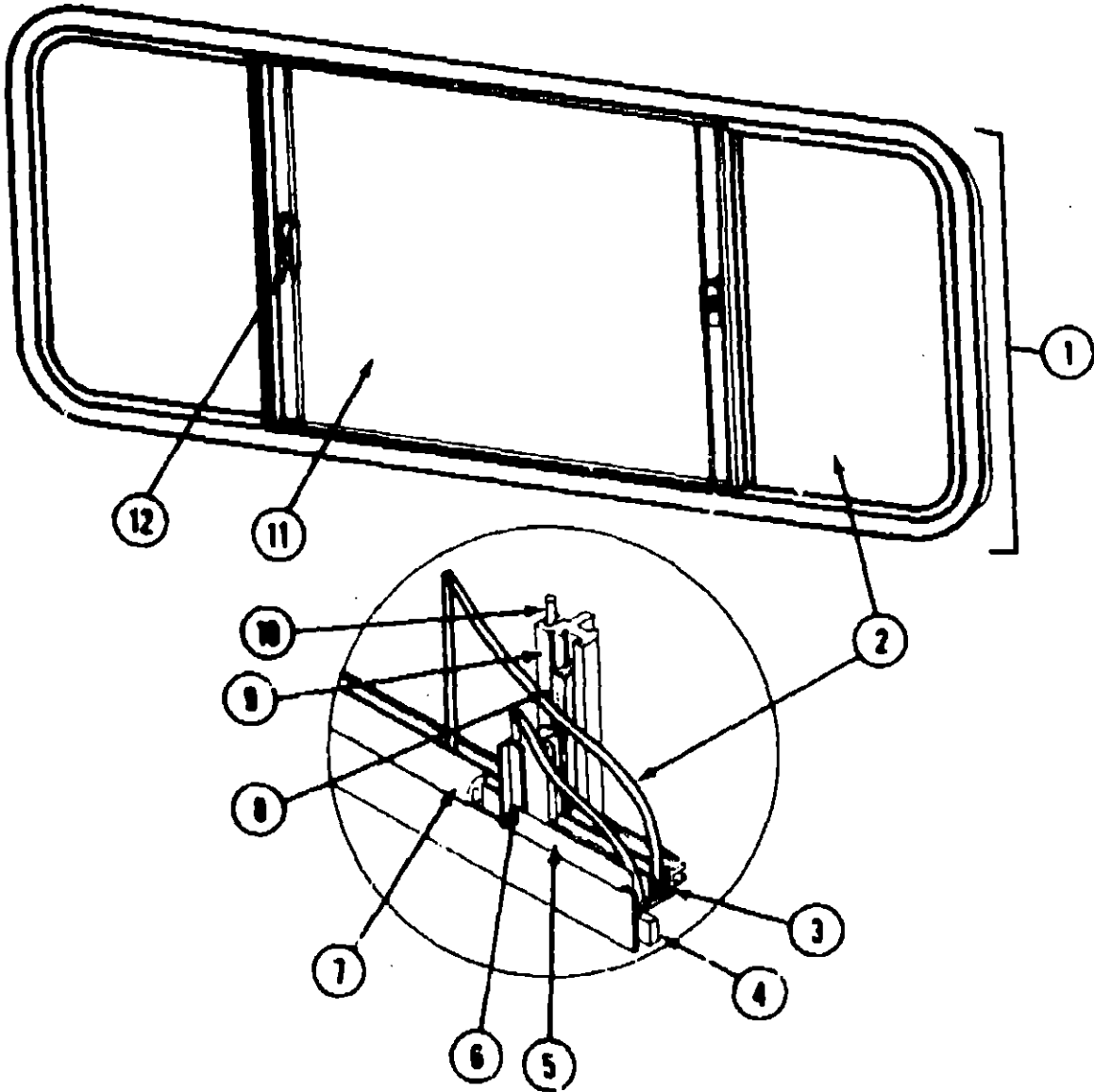
1990 WINNEBAGO
TABLE OF CONTENTS

INTRODUCTION	A-01 - A-02
ABBREVIATIONS	A-03
ALPHABETICAL/GROUP REFERENCE	A-04 - A-06
WT319RB	A-07 - C-16
WT320RC	C-17 - E-18
WC323RC	E-19 - I-02

1990 WC323RC INDEX

Floor Plan	E-19 - E-20
Accessories Group	E-21 - E-24
Bath Group	F-01 - F-02
Bedroom Group	F-03
Chassis Group	F-04 - F-07
Curtain, Cushion & Pad Group	F-08 - F-16
Dinette Group	F-17 - F-18
Driver's Compartment Group	F-19 - F-24
Electrical Group	G-01 - G-03
Exterior Body Group	G-04 - G-06
Galley Group	G-09 - G-12
Heating & Air Conditioning Group	G-13 - G-15
Interior Finish Group	G-16 - G-18
Labels Group	G-19 - H-02
LP Group	H-03
Lounge Group	H-04
Sealants & Fasteners Group	H-05 - H-06
Water & Sewage Group	H-07 - H-08
Window, Vent & Exterior Door Group	H-09 - I-02

WINDOW, VENT & EXTERIOR DOOR GROUP (CONTINUED)



DINETTE DOUBLE SLIDER WINDOW

Key	Part Number	U/M	Description
1	078289-04-X11	EA	Window Asm. - Double Slider (w/o inside frame)
	083122-32-000	EA	Inside Frame - Double Slider - Black (Not included in assembly)
2	081980-10-000	EA	Glass - Sliding - 30.7" x 19.3" x 1/8"
3	002324-02-000	FT	Channel Weatherstrip - Glass
4	089840-08-000	FT	Sealer Ribbon - 5/16" Bead x 15'
5	002309-02-000	FT	Spline - Glass - 1/8" - Black
6	089886-03-001	EA	Seal Holder - 1/8" Glass - Black
7	024096-02-000	FT	Vinyl Window Seal - Black
8	073740-01-000	FT	Fin Seal - .460 Pile
9	083926-02-001	EA	Mullion - Slider Window - Black
	002292-02-000	SF	Screen - Window - 28" Charcoal
10	002296-02-000	FT	Spline - .130" Dia. - Charcoal (Screen)
11	002186-07-000	EA	Glass - Stationary - 30.74" x 24.75" x 1/8"
12	047389-01-700	EA	Latch Kit - Window - Plastic w/Fastener
	081377-01-000	EA	Adhesive - Cyanoacrylate
	002328-01-000	EA	Block - Window - 1/8" x 3/16" x 1"

WINDOW, VENT & EXTERIOR DOOR GROUP (CONTINUED)

DINETTE SINGLE SLIDING WINDOW (EXCEL)

Key	Part Number	U/M	Description
	098647-02-700	EA	Window Asm. - Single Slider - 30.5" x 57.5" (w/o inside frame)
	098647-01-704	EA	Inside Frame (not included in assembly)
	098644-01-701	EA	Splice Plate - Window
	098644-01-702	EA	Screw - Splice - #6 - 32 x 1/4" Pan Head
	098647-01-703	EA	Screw - Locking Rail - #6 x 15 Pro-Head Recess - Black
	098647-01-700	EA	Glass - Stationary - 29.27" x 27.72"
	098644-01-706	FT	Weatherstrip
	098647-01-701	EA	Locking Rail w/Weatherstrip
	098644-01-708	FT	Channel - Pierced Run
	098644-01-700	EA	Latch - Repair Kit
	098647-01-702	EA	Glass Sliding w/Sash & Latch
	098647-01-703	EA	Spacer - Track
	098644-01-711	FT	Weatherstrip - Screen - Black
	098647-01-708	EA	Screen - Window w/Spring & Seal
	098644-01-713	EA	Spring - Screen Frame (Clip) Plastic - Black
	098644-01-716	FT	Plug - Filler

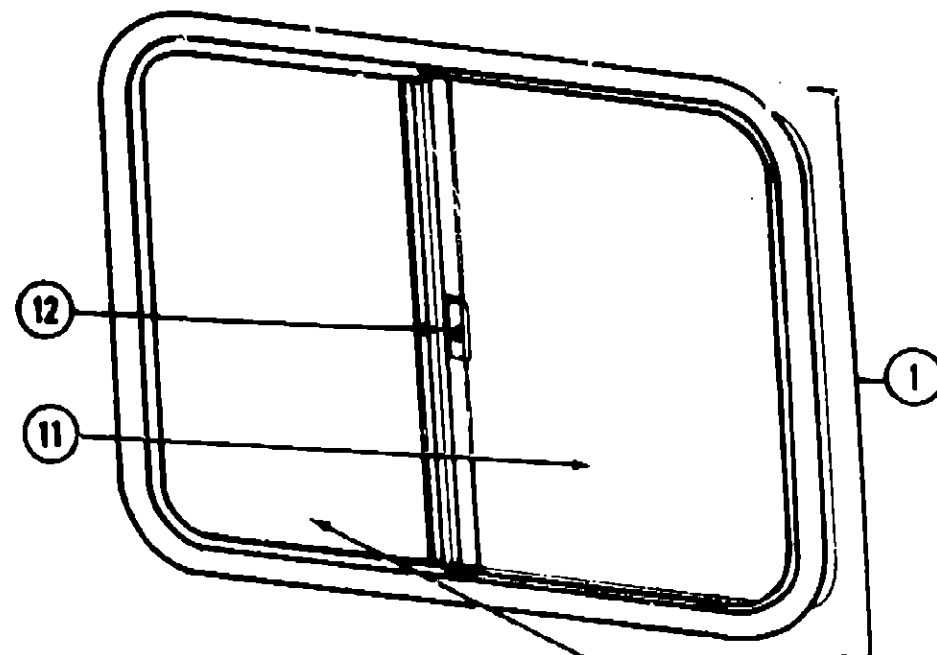
1990 WINNEBAGO
TABLE OF CONTENTS

INTRODUCTION	A-01 - A-02
ABBREVIATIONS	A-03
ALPHABETICAL/GROUP REFERENCE	A-04 - A-06
WT319RB	A-07 - C-16
WT320RC	C-17 - E-18
WC323RC	E-19 - I-02

1990 WC323RC INDEX

Floor Plan	E-19 - E-20
Accessories Group	E-21 - E-24
Bath Group	F-01 - F-02
Bedroom Group	F-03
Chassis Group	F-04 - F-07
Curtain, Cushion & Pad Group	F-08 - F-16
Dinette Group	F-17 - F-18
Driver's Compartment Group	F-19 - F-24
Electrical Group	G-01 - G-03
Exterior Body Group	G-04 - G-08
Galley Group	G-09 - G-12
Heating & Air Conditioning Group	G-13 - G-15
Interior Finish Group	G-16 - G-18
Labels Group	G-19 - H-02
LP Group	H-03
Lounge Group	H-04
Sealants & Fasteners Group	H-05 - H-06
Water & Sewage Group	H-07 - H-08
Window, Vent & Exterior Door Group	H-09 - I-02

WINDOW, VENT & EXTERIOR DOOR GROUP (CONTINUED)



BATH SINGLE SLIDER

Key	Part Number	U/M	Description
1	078266-04-T03	EA	Window Asm. - Single Slider - 22.3" x 26.8" (w/o inside frame)
2	083122-05-000	EA	Inside Frame - Beige (not included in assembly)
3	081980-02-000	EA	Glass - Sliding - 1/8" x 22" x 13.7"
4	002324-02-000	FT	Channel - Weatherstrip - Glass Run - 1/8" Glass
5	089640-06-000	FT	Ribbon Sealer - 5/16" Bead x 15'
6	002309-02-000	FT	Spline - Glass - 1/8" Material - Black
7	M18025-03-000	EA	Seal Holder w/Fin Seal - Black
8	089688-03-001	FT	Extr. Rubber - Window Seal - Black
9	073740-01-000	FT	Seal - Fin - Pile - .460"
10	078562-03-000	EA	Mullion - Slider Window - Black
11	002298-02-000	FT	Spline - .130" Dia. - Charcoal (Screen)
12	081984-01-000	EA	Glass - Stationary - 1/8" x 22" x 16.5"
	047369-01-700	EA	Latch Kit - Window - Plastic w/Fastener
	002292-02-000	SF	Screen - Window - 20" - Charcoal
	023320-01-000	EA	Pad - Felt - 3/8" Dia. - Brown
	002328-01-000	EA	Block - Window - 1/8" x 3/18" x 1"
	024096-02-000	FT	Seal - Exterior Glass to Frame - Black

WINDOW, VENT & EXTERIOR DOOR GROUP (CONTINUED)

GALLEY SINGLE SLIDER

Key	Part Number	U/M	Description
1	078266-02-T03	EA	Window Asm. - Single Slider - 19.25" x 24.5" (w/o inside frame)
2	083122-03-000	EA	Inside Frame - Beige (not included in assembly)
3	081980-05-000	EA	Glass - Sliding - 1/8" x 15" x 13.68"
4	002324-02-000	FT	Channel - Weatherstrip - Glass Run - 1/8" Glass
5	089640-06-000	FT	Ribbon Sealer - 5/16" Bead x 15'
6	002309-02-000	FT	Spline - Glass - 1/8" Material - Black
7	M69886-03-011	EA	Seal Holder w/Fin Seal - Black
8	057374-02-000	FT	Extr. Rubber - Window Seal - Black
9	073740-01-000	FT	Seal - Fin - Pile - .460"
10	084170-02-000	EA	Mullion - Slider Window - Black
11	002298-02-000	FT	Spline - .130" Dia. - Charcoal (Screen)
12	081984-03-000	EA	Glass - Stationary - 1/8" x 19" x 12.30"
	047369-01-700	EA	Latch Kit - Window - Plastic w/Fastener
	079204-01-000	EA	Bracket - Mullion - Black
	002292-02-000	SF	Screen - Window 20" - Charcoal
	002328-01-000	EA	Block - Window - 1/8" x 3/16" x 1"
	023320-01-000	EA	Pad - Felt - 3/8" Dia. - Brown
	024096-02-000	FT	Seal - Exterior Glass to Frame - Black

GALLEY SINGLE SLIDER WINDOW (EXCEL)

Key	Part Number	U/M	Description
	098617-06-705	EA	Window - Single Slider (w/o inside frame)
	098647-06-704	EA	Inside Frame (not included in assembly)
	098644-01-701	EA	Splice Plate - Window
	098644-01-702	EA	Screw - Splice
	098644-01-703	EA	Screw - Locking Rail
	098647-06-700	EA	Glass - Stationary - 10.91" x 13.77"
	098644-01-705	FT	Glazing Strip
	098644-01-706	FT	Weatherstripping
	098647-06-701	EA	Rail - Locking w/Weatherstrip
	098644-01-708	FT	Channel - Pierced Run
	098614-01-700	EA	Latch - Repair Kit
	098647-06-702	EA	Glass - Sliding w/Sash & Latch
	098644-01-710	FT	Track - Screen Spacer (12' Length)
	098644-01-711	FT	Weatherstrip - Screen - Black
	098647-06-703	EA	Screen w/Weatherstrip & Frame Spring (Clip)
	098644-01-713	EA	Spring - Screen Frame (Clip) - Plastic - Black

BATH SINGLE SLIDER (EXCEL)

Key	Part Number	U/M	Description
	098644-01-715	EA	Window Asm. - 22" x 15" (w/o inside frame)
	098644-01-714	EA	Inside Frame (not included in assembly)
	098644-01-701	EA	Splice Plate - Window
	098644-01-702	EA	Screw - Splice - #6 - 32 x 1/4" Pan Head
	098644-01-703	EA	Screw - Locking Rail - #6 x 15 Pro Head Recess - Black
	098644-01-704	EA	Glass - Stationary - 10.03" x 13.77"
	098644-01-705	FT	Glazing Strip
	098644-01-706	FT	Weatherstrip
	098644-01-707	EA	Rail - Locking w/Weatherstrip
	098644-01-708	FT	Channel - Pierced Run
	098644-01-709	EA	Latch - Repair Kit
	098644-01-709	EA	Sash w/Latch & Sliding Glass
	098644-01-710	FT	Track - Screen Spacer - 12' Length
	098644-01-711	FT	Weatherstrip - Screen - Black
	098644-01-712	EA	Screen w/Weatherstrip & Frame Spring (Clip)
	098644-01-713	EA	Spring - Screen Frame (Clip) - Plastic - Black
	098644-01-716	EA	Plug - Filler

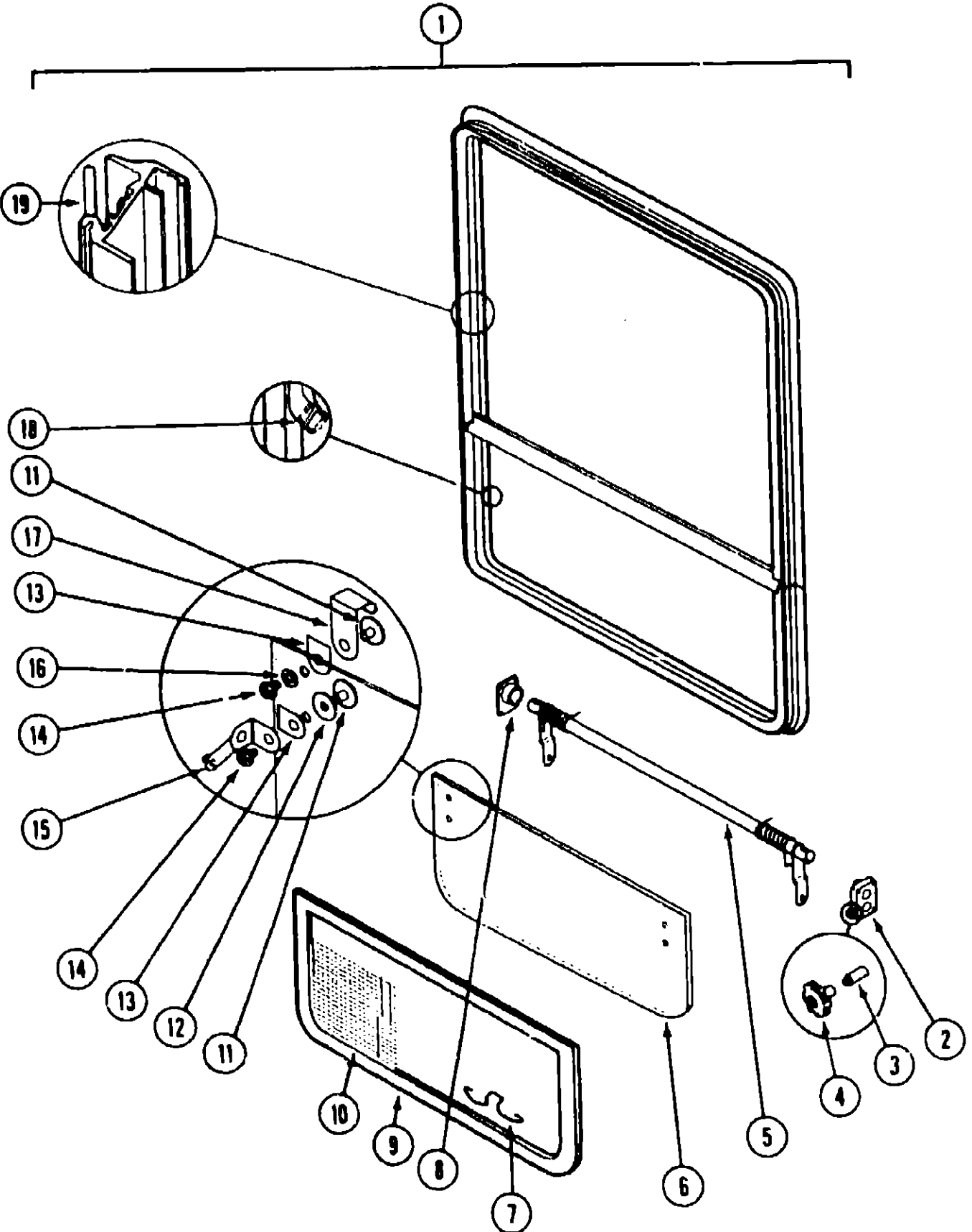
This window was used after 10/2/89.

1990 WINNEBAGO TABLE OF CONTENTS

INTRODUCTION	A-01 - A-02
ABBREVIATIONS	A-03
ALPHABETICAL/GROUP REFERENCE	A-04 - A-06
WT319RB	A-07 - C-16
WT320RC	C-17 - E-18
WC323RC	E-19 - I-02

1990 WC323RC INDEX

Floor Plan	E-19 - E-20
Accessories Group	E-21 - E-24
Bath Group	F-01 - F-02
Bedroom Group	F-03
Chassis Group	F-04 - F-07
Curtain, Cushion & Pad Group	F-08 - F-16
Dinette Group	F-17 - F-18
Driver's Compartment Group	F-19 - F-24
Electrical Group	G-01 - G-03
Exterior Body Group	G-04 - G-08
Galley Group	G-09 - G-12
Heating & Air Conditioning Group	G-13 - G-15
Interior Finish Group	G-16 - G-18
Labels Group	G-19 - H-02
LP Group	H-03
Lounge Group	H-04
Sealants & Fasteners Group	H-05 - H-06
Water & Sewage Group	H-07 - H-08
Window, Vent & Exterior Door Group	H-09 - I-02



BEDROOM SINGLE TIPOUT WINDOW

Key	Part Number	U/M	Description
1	092235-07-Y12	EA	Window Asm. - Single Tipout (w/o inside frame)
	090893-11-01A	EA	Inside Frame (not included w/Window Assembly)
2	035302-02-000	EA	Operator Drive
3	090025-01-000	EA	Extension - Window Knob (not included w/Window Assembly)
4	067052-02-000	EA	Window Knob - Beige (not included w/Window Assembly)
	089371-01-000	EA	Screw - Window Knob (not included w/Window Assembly)
4	101290-01-01A	EA	Window Knob - Brass (not included w/Window Assembly)
	101289-01-01A	EA	Screw - Window Knob - Brass (not included w/Window Assembly)
5	080918-01-000	EA	Spring - Torque Tube - Left
	080918-02-000	EA	Spring - Torque Tube - Right
5	083150-12-000	EA	Torque Tube Asm. w/Spring
6	084068-19-000	EA	Glass - 1/8" x 1/8" x 9.2" x 40"
7	100168-01-000	EA	Screen Clip
8	081354-01-000	EA	Torque Tube Sleeve
9	100235-04-Y12	EA	Screen Asm.
10	080218-03-000	SF	Window Screen - 12"
	100240-01-000	FT	Window Screen Spline
11	086762-01-000	EA	Window T-Nut
12	068927-03-000	EA	Seal - Rubler
13	084473-01-000	EA	Seal - Rubber
14	086763-01-000	EA	Screw - #10 - 32 x 1/4" PTH
15	097578-01-000	EA	Connecting Rod Asm.
	081649-01-000	EA	Snap Ring Clip
16	084453-02-000	EA	Plastic Washer - .06 x .50 x .25
17	089913-01-000	EA	Hinge
18	084007-01-000	FT	Seal - Sponge Rubber
19	069640-06-000	FT	Ribbon Sealer (not included w/Window Assembly)

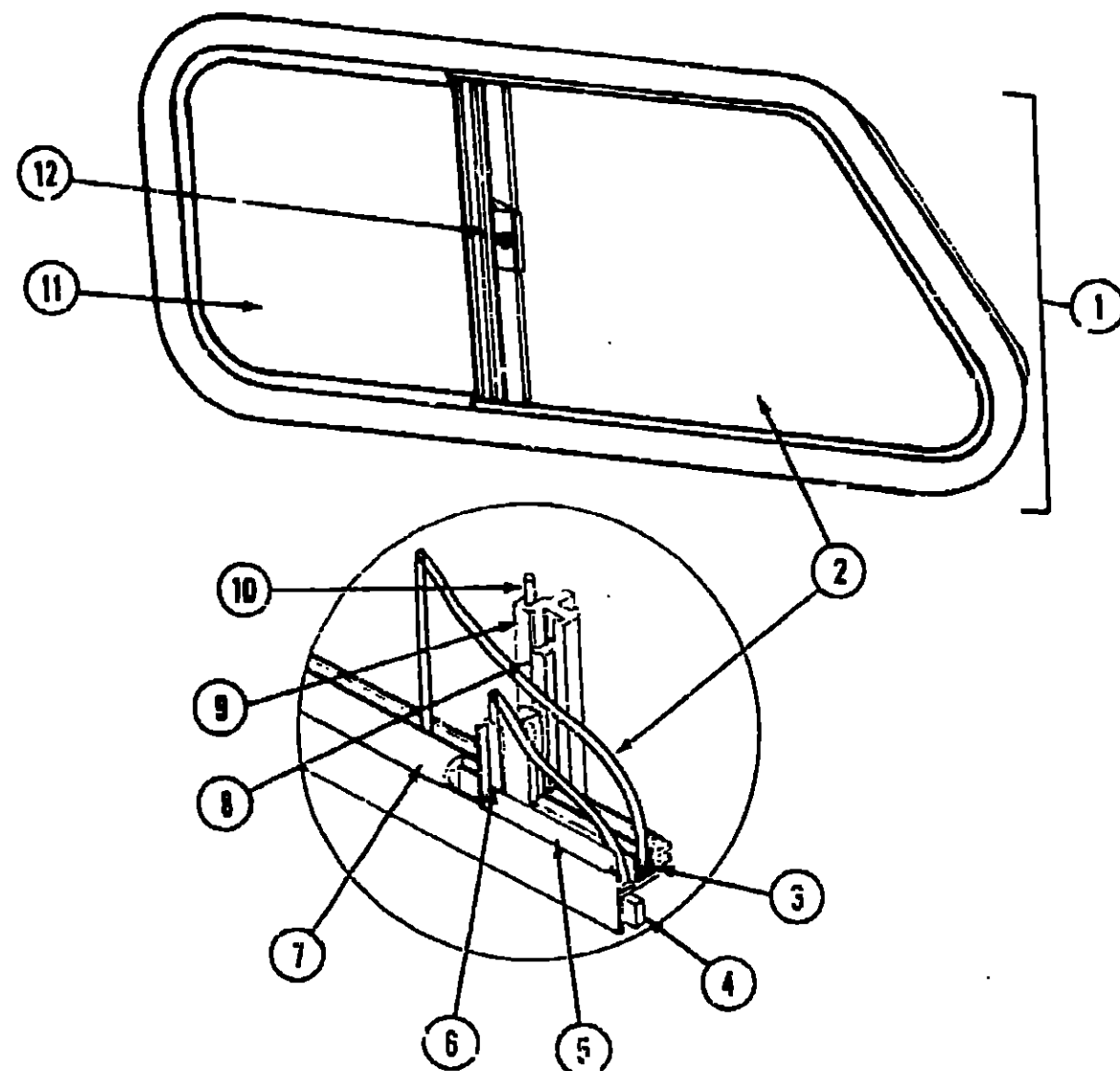
1990 WINNEBAGO
TABLE OF CONTENTS

INTRODUCTION	A-01 - A-02
ABBREVIATIONS	A-03
ALPHABETICAL/GROUP REFERENCE	A-04 - A-06
WT319RB	A-07 - C-16
WT320RC	C-17 - E-18
WC323RC	E-19 - I-02

1990 WC323RC INDEX

Floor Plan	E-19 - E-20
Accessories Group	E-21 - E-24
Bath Group	F-01 - F-02
Bedroom Group	F-03
Chassis Group	F-04 - F-07
Curtain, Cushion & Pad Group	F-08 - F-16
Dinette Group	F-17 - F-18
Driver's Comp. ment Group	F-19 - F-24
Electrical Group	G-01 - G-03
Exterior Body Group	G-04 - G-08
Galley Group	G-09 - G-12
Heating & Air Conditioning Group	G-13 - G-15
Interior Finish Group	G-16 - G-18
Labels Group	G-19 - H-02
LP Group	H-03
Lounge Group	H-04
Sealants & Fasteners Group	H-05 - H-06
Water & Sewage Group	H-07 - H-08
Window, Vent & Exterior Door Group	H-09 - I-02

WINDOW, VENT & EXTERIOR DOOR GROUP (CONTINUED)



FRONT BUNK SLANT SLIDER WINDOW

Key	Part Number	U/M	Description
1	096889-01-AA3	EA	Window Asm. - Bunk Slider - Passenger (w/o inside frame)
	096891-01-01A	EA	Inside Frame - Beige (not included in assembly)
1	096889-02-AA3	EA	Window Asm. - Bunk Slider - Driver (w/o inside frame)
	096891-02-01A	EA	Inside Frame - Beige (not included in assembly)
2	081980-13-000	EA	Glass - Sliding - 3.2" x 11.98" x 15.75"
3	002324-02-000	FT	Channel - Weatherstrip
	002328-01-000	EA	Block - Window - 1/8" x 3/16" x 1"
4	069640-06-000	FT	Sealer Ribbon - 5/16" x 25'
5	002309-02-000	FT	Spline - 1/8" - Glass - Black
6	069886-03-001	EA	Extr. - Glass Holder - 192" - Black
7	024096-02-000	FT	Seal - Extension Glass to Frame - Black
8	073740-01-000	FT	Seal - Fin - .46" Pile Height - Gray
	000G39-06-16T	EA	Screw - SF/DR - 6 - 20 x 1 PPH - Black
9	083926-02-001	EA	Extr. - Mullion - 192" - Black
10	002298-02-000	FT	Spline - Charcoal - .128" Dia. (Screen)
	002291-02-000	SF	Screening - Window - 16" - Black
	023320-01-000	EA	Pad - Felt - 3/8" Dia. - Brown
11	081983-02-000	EA	Glass - 1/8" x 11.98" x 27.68"
12	047369-01-700	EA	Latch Kit - Window - Plastic
	081377-01-700	EA	Adhesive - Cyanoacrylate - 10 Gram Tube

WINDOW, VENT & EXTERIOR DOOR GROUP (CONTINUED)

BUNK SLANT SLIDER WINDOW

Key	Part Number	U/M	Description
	098646-02-700	EA	Window - Slant Slider (w/o inside frame)
	098646-01-706	EA	Window - Slant Slider (w/o inside frame)
	098646-01-705	EA	Inside Frame - Window (not included in assembly)
	098646-01-702	EA	Glass - Sliding Sash & Lock
	098644-01-700	EA	Latch Repair Kit
	098644-01-716	EA	Filler Plug
	098644-01-705	FT	Glazing Strip
	098644-01-708	FT	Channel - Pierced Run
	098646-01-700	EA	Glass - Stationary - 22.16" x 10.77"
	098646-01-703	EA	Spacer Track
	098646-01-704	EA	Screen - Window w/Spring & Weatherstrip
	098644-01-701	EA	Splice Plate - Window
	098644-01-702	EA	Screw - Splice - #6 - 32 x 1/4 Pan Head
	098644-01-703	EA	Screw - Locking Rail - #6 x 1.5" - Black
	098644-01-706	FT	Weatherstripping
	098646-01-701	EA	Rail - Locking w/Weatherstrip
	098644-01-711	FT	Weatherstrip - Screen - Black
	098644-01-713	EA	Spring - Screen Frame - Black Plastic

These windows were used after 10/2/89.

1990 WINNEBAGO TABLE OF CONTENTS

INTRODUCTION	A-01 - A-02
ABBREVIATIONS	A-03
ALPHABETICAL/GROUP REFERENCE	A-04 - A-06
WT319FB	A-07 - C-16
WT320RC	C-17 - E-18
WC323RC	E-19 - I-02

1990 WC323RC INDEX

Floor Plan	E-19 - E-20
Accessories Group	E-21 - E-24
Bath Group	F-01 - F-02
Bedroom Group	F-03
Chassis Group	F-04 - F-07
Curtain, Cushion & Pad Group	F-08 - F-16
Dinette Group	F-17 - F-18
Driver's Compartment Group	F-19 - F-24
Electrical Group	G-01 - G-03
Exterior Body Group	G-04 - G-08
Galley Group	G-09 - G-12
Heating & Air Conditioning Group	G-13 - G-15
Interior Finish Group	G-16 - G-18
Labels Group	G-19 - H-02
LP Group	H-03
Lounge Group	H-04
Sealants & Fasteners Group	H-05 - H-06
Water & Sewage Group	H-07 - H-08
Window, Vent & Exterior Door Group	H-09 - I-02