


1990 ITASCA TABLE OF CONTENTS

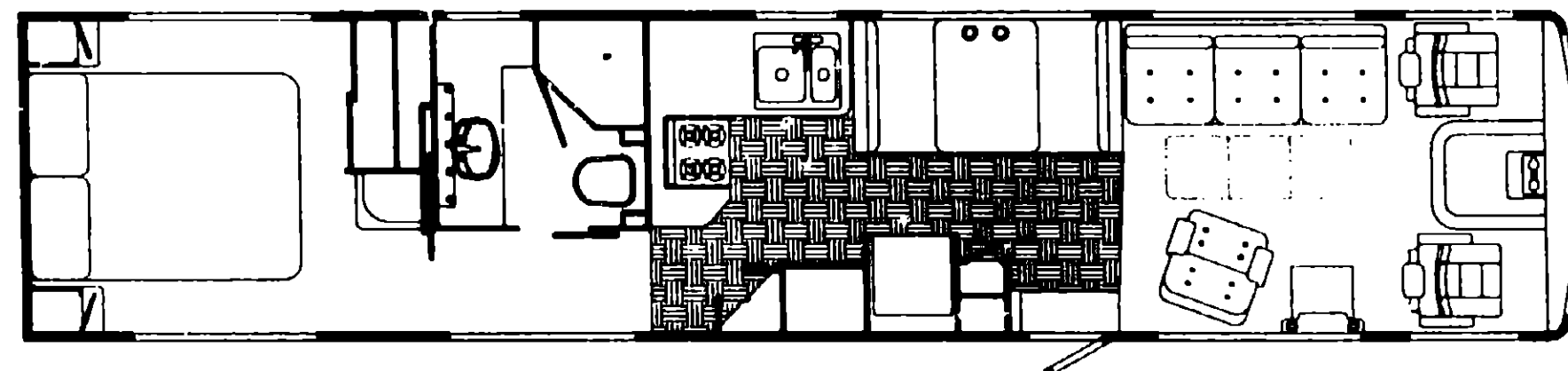
INTRODUCTION	A-01 - A-02
ABBREVIATIONS	A-03
ALPHABETICAL/GROUP REFERENCE	A-04 - A-06
ICM27RO	A-07 - E-15
IKM40RQ	E-17 - I-22



1990 IKM40RQ

1990 IKM40RQ INDEX

Floor Plan	E-17 - E-18
Accessories Group	E-19 - E-22
Bath Group	E-23 - F-02
Bedroom Group	F-03 - F-05
Chassis Group	F-06 - F-15
Curtain, Cushion & Pad Group	F-16 - G-03
Dinette Group	G-04 - G-06
Driver's Compartment Group	G-07 - G-10
Electrical Group	G-11 - G-15
Exterior Body Group	G-16 - G-24
Galley Group	H-01 - H-06
Heating & Air Conditioning Group	H-07 - H-09
Interior Finish Group	H-10 - H-11
Labels Group	H-12 - H-20
LP Group	H-21
Lounge Group	H-22 - H-23
Sealants & Fasteners Group	H-24 - I-01
Water & Sewage Group	I-02 - I-04
Window, Vent & Exterior Door Group	I-05 - I-22



ACCESSORIES GROUP

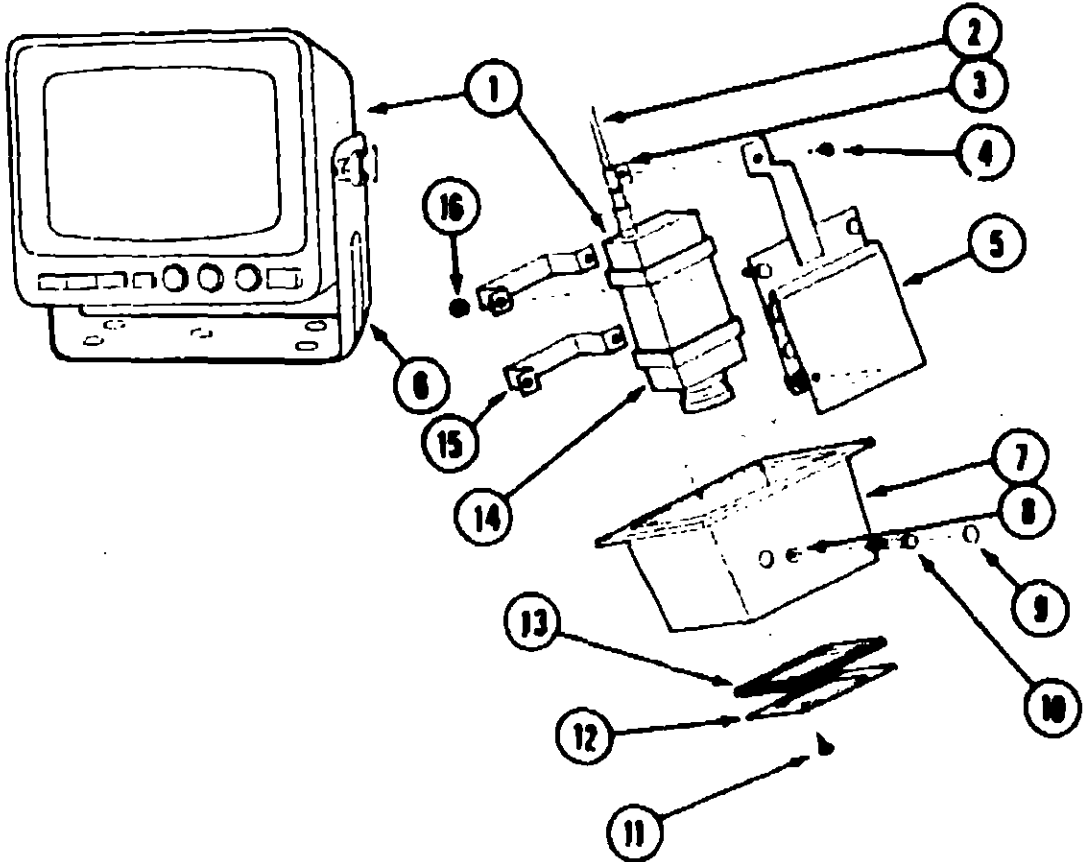
POWER SEARCHLIGHT

Key	Part Number	U/M	Description
	051057-02-000	EA	Searchlight - Power Driven - w/o Switch
	051057-04-000	EA	Switch Asm. - Searchlight
	051057-04-700	EA	Mounting Plate
	051057-04-701	EA	Switch - Non Rocker
	051057-04-702	EA	Switch - Rocker - Power SPDT
	051057-04-703	EA	Lens for LED Light w/Clip
	051057-01-704	EA	Micro Switch
	051057-01-705	EA	Bulb - Searchlight
	051057-01-708	EA	Base - Motor & Gear Asm.
	008326-01-000	EA	Terminal - Ring - 18/14 - 3/8 Stud
	035416-04-000	EA	Terminal - Ring - #10 Stud Fit
	044488-03-000	EA	Circuit Breaker - w/Mounting Bracket
	093854-02-000	EA	Circuit Breaker - 15 Amp.
	082788-01-000	EA	Bus Bar
	077368-04-000	EA	Instrument Panel Cover - Lower Left

AIR HORNS

Key	Part Number	U/M	Description
	077497-02-000	EA	Hose Kit - Aux. Air
	077497-03-000	EA	Parts Kit - Hose - Aux. Air
	077497-05-000	EA	Compressor/Tank/Solenoid Kit
	077497-06-000	EA	Air Horn Kit - Twin - Chromed
	077497-01-700	EA	Solenoid - Air Tank
	077497-01-701	EA	Compressor Switch
	077497-01-702	EA	Toggle Switch w/Wire
	077497-01-703	EA	Air Tank
	077497-01-704	EA	Compressor w/Switch
	077497-01-706	EA	Valve & Head Repair I/Compressor
	077497-01-707	EA	Belt & Screw Cover I/Compressor
	077497-01-708	EA	Filter & Mounting Hardware I/Compressor
	077497-01-709	EA	Plunger & Spring I/Solenoid
	081407-01-000	EA	Mounting Plate - Air Horns
	081404-01-000	EA	Mounting Bracket - Compressor
	078239-01-000	EA	Label Plate - Air Horns
	031048-04-000	EA	Cover Plate - Switch
	007940-01-000	EA	Slide Receptacle - 16 to 12 AWG
	041953-01-000	FT	Conduit - Convoluted Slit .50"
	041953-07-000	FT	Conduit - Slit Convoluted - .25"
	047443-01-000	EA	Terminal - .25" Receptacle
	063910-01-000	EA	Relay Housing
	063912-02-000	EA	Canister Relay - SPDT - w/Resistor
	071390-04-000	EA	Air Tubing - 1/4" OD - Black
	088473-09-000	EA	Pin Housing
	088475-01-000	EA	Connector Pin
	093654-02-000	EA	Circuit Breaker - 15 Amp.
	Parts used to make up complete air horn kit.		

ACCESSORIES GROUP (CONTINUED)



REARVIEW TELEVISION MONITOR

Key	Part Number	U/M	Description
1		EA	Television System (Monitor & Camera w/Housing)
2	093041-01-000	EA	Cable - Monitor/Camera
3	031170-01-000	EA	Clamp - Cable - 3/16" Dia.
4	000G32-10-068	EA	Screw - #10 - 32 x 3/8"
5	099325-01-000	EA	Bracket Asm. - Camera Adjust
6		EA	Monitor - 6" - w/Bracket & Wire Harness
7	099323-01-02A	EA	Shroud - TV - Gray
8	099303-02-01A	EA	Caplug - RHW - Metal Washer
9	099303-01-01A	EA	Caplug - RH - Black
10	000G72-10-248	EA	Screw - #10 - 32 x 1.50" - Slotted Hex
11	000G11-08-08T	EA	Screw - #8 - 18 x 1/2" (4 Used)
12	100319-01-000	EA	Retainer - Lens - Camera
13	099288-01-000	EA	Lens - Rear - Monitor Shroud
14		EA	Camera & Housing
15	094001-01-000	EA	Clamp - Camera (2 Used)
16	000D24-10-008	EA	Nut - Hex (4 Used)
	099305-01-000	EA	Spring - Compression
	088756-01-000	EA	Grommet - Web - 1 1/8" ID
	093040-03-000	EA	Wire Asm. - Monitor - Lower
	062037-01-000	EA	Housing - Auto Fuse - Natural
	These parts are to be repaired by vendor (Sony).		

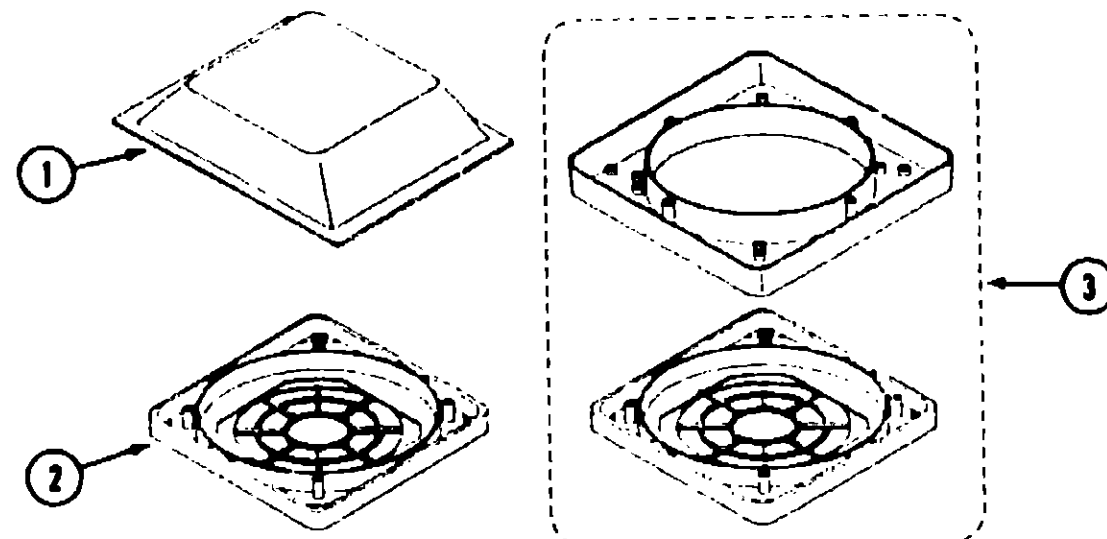
1990 ITASCA
TABLE OF CONTENTS

INTRODUCTION	A-01 - A-02
ABBREVIATIONS	A-03
ALPHABETICAL/GROUP REFERENCE	A-04 - A-08
IKM27RQ	A-07 - E-15
IKM40RQ	E-17 - I-22

1990 IKM40RQ INDEX

Floor Plan	E-17 - E-18
Accessories Group	E-19 - E-22
Bath Group	E-23 - F-02
Bedroom Group	F-03 - F-05
Chassis Group	F-06 - F-15
Curtain, Cushion & Pad Group	F-16 - G-03
Dinette Group	G-04 - G-08
Driver's Compartment Group	G-07 - G-10
Electrical Group	G-11 - G-15
Exterior Body Group	G-16 - G-24
Galley Group	H-01 - H-06
Heating & Air Conditioning Group	H-07 - H-09
Interior Finish Group	H-10 - H-11
Labels Group	H-12 - H-20
LP Group	H-21
Lounge Group	H-22 - H-23
Sealants & Fasteners Group	H-24 - I-01
Water & Sewage Group	I-02 - I-04
Window, Vent & Exterior Door Group	I-05 - I-22

ACCESSORIES GROUP (CONTINUED)



FRONT RADIO			
Key	Part Number	U/M	Description
	097459-01-000	EA	Radio - AM/FM - Cassette - Audiovox IM - DXA
	097621-02-000	EA	Mounting Kit - Audiovox Radio
	097621-03-000	EA	Mounting Bracket - Audiovox Radio
	097480-02-000	EA	Radio - AM/FM - Cassette - Digital Clock - Seek - Sony XR-4147
	097620-03-000	EA	Mounting Kit - Sony Radio
	097620-04-000	EA	Mounting Bracket - Sony Radio
	031105-02-000	EA	Antenna - Side Mount - 12" w/Ground
	031105-01-700	EA	Upper Antenna Holder
	073741-03-000	EA	Speaker - Dash - 4" x 6" Oval - Audiovox 110-2074
	073741-04-000	EA	Speaker Grille - Dash - 4" x 6" Oval - Audiovox 136-1157
	094097-01-000	EA	Speaker - Cabinetry - 5.25" Dia. - w/o Grille - Audiovox 110C3030
1	074979-01-000	EA	Speaker Cover - Light Oak
2	089340-01-000	EA	Speaker Grille - 6.5" Square - Magnadyne
3	089340-02-000	EA	Speaker Grille & Adapter - 6.5" Square

REAR STEREO SYSTEM & RELATED COMPONENTS (US ONLY)

Key	Part Number	U/M	Description
	097153-01-000	EA	Radio - AM/FM Stereo Cassette - Advantz AE9000MD
	103698-01-000	EA	Radio - AM/FM Stereo Cassette - Advantz AE8000AR
	094097-01-000	EA	Speaker - 5.25" Dia. - w/o Grille
	089340-02-000	EA	Grille - Speaker
	074979-01-000	EA	Cover - Speaker - Light Oak
	090944-01-000	EA	Antenna - Radio - 16" Rubber
	090862-01-000	EA	Bracket - Antenna
	077069-02-000	EA	Cable - Antenna - Extension - 96"
	058028-01-000	EA	Connector - Pigtail
	010495-01-000	EA	Cable Clamp - 9/16"

VACUUM CLEANER & RELATED COMPONENTS

Key	Part Number	U/M	Description
	092304-01-000	EA	Vacuum Cleaner - Built-In
	092304-01-700	EA	Bags - Replacement (Pkg. of 5)
	092304-02-000	EA	Vacuum Cleaning Tool Set
	092304-02-700	EA	Hand Power Brush
	092304-02-701	EA	Dusting Tool
	092304-02-702	EA	Rug Tool
	092304-02-703	EA	Crevice Tool
	092304-02-704	EA	Motor/Relay
	088241-03-000	EA	Switch - Blank
	092304-03-000	EA	Vacuum Cleaner Door Asm.
	039881-01-000	EA	Coupling - Plastic - 1 1/4"
	010001-01-000	EA	Elbow - Plastic
	049910-01-000	EA	Tee - Plastic - 1 1/4" - H x H x H
	023148-01-000	EA	Screw Clamp - 4" ID
	058464-05-000	EA	Register - 4"
	082422-01-000	EA	Adapter - Offset Reducer 3" x 1 1/2"

ACCESSORIES GROUP (CONTINUED)

FRONT TV SYSTEM

Key	Part Number	U/M	Description
	098447-01-000	EA	Color TV - 13" - w/Remote - Magnavox RX4029WA (US)
	098447-03-000	EA	Color TV - 13" - w/Remote - Magnavox RR1337W (US)
	098447-04-000	EA	Color TV - 13" - w/Remote - Magnavox RR1330W (CSA)
	098447-01-700	EA	TV Remote (For Magnavox F. 4029WA)
	098447-03-700	EA	TV Remote (For Magnavox RR1337W, RR1330W)
	098446-01-000	EA	VCR - VHS - Cable Ready - w/Remote - Magnavox VR9815AT
	098446-02-000	EA	VCR - VHS - Cable Ready - w/Remote - Magnavox VR9912
	098446-03-000	EA	VCR - VHS - Cable Ready - w/Remote - Magnavox WR9010
	098446-01-700	EA	VCR Remote (For Magnavox VR9815AT)
	098446-02-700	EA	VCR Remote (For Magnavox VR9912)
	098446-03-700	EA	VCR Remote (For Magnavox WR9010)
	086757-03-000	EA	Control Center - Magnadyne VCS-6
	086756-01-000	EA	Splitter - 2 Way
	099717-01-000	EA	Tiedown - TV
	099717-02-000	EA	Tiedown - TV
	099819-01-000	EA	Remote Speaker - 4" - 2 Watt - 8 Ohm
	093214-01-02A	EA	Grille - Speaker - 4" - Brown
	090030-01-000	EA	Wire Asm. - Speaker
	076319-01-000	EA	TV Antenna - 44" Mast
	076319-01-700	EA	RVSA-U/V Sensor Antenna
	076319-01-701	EA	Elevating Gear
	076319-01-702	EA	Shaft Elevating Asm.
	076319-01-703	EA	Nylon Bearing - 5" OD
	076319-01-704	EA	Nylon Bearing - 1.25" OD
	076319-01-705	EA	Nylon Bearing - .718" ID
	076319-01-706	EA	Elevating Crank w/Set Screw
	076319-01-707	EA	Handle Spring
	076319-01-708	EA	Crank Decal
	076319-03-000	FT	Coaxial Cable - 75 Ohm
	076319-04-000	EA	Connector & Ferrule
	076319-06-000	EA	Adaptor - Cable Roof Plate
	076319-09-000	EA	Wallplate - Receptacle - Brown
	076319-11-000	EA	Adaptor - Coax w/Splitter
	076319-12-000	EA	Connector - Coaxial
	058708-01-000	EA	Duplex - Receptacle - Brown
	086777-03-000	EA	Wall Plate - Antenna/Power - Ivory
	086777-01-000	EA	Wall Plate - Antenna/Cable - Ivory
	086778-03-000	EA	Outside Receptacle - Cable TV
	087236-01-000	EA	Label - Cable Input
	087236-02-000	EA	Label - Cable Output
	088473-01-000	EA	Pin Housing
	088475-01-000	EA	Connector Pin
	088474-10-000	EA	Socket Housing
	088476-01-000	EA	Connector Socket
	099637-01-000	EA	Grommet

* Include make & model number of TV or VCR when ordering this part.

MISCELLANEOUS ACCESSORIES

Key	Part Number	U/M	Description
	054185-35-000	EA	Operator's Manual
	092318-01-000	EA	3 Ring Binder - Motor Home Manual
	092319-01-000	EA	Pocket Page - 3 Ring Binder
	098084-08-000	EA	Cassette - Suncruiser
	099048-01-000	EA	Inverter - 100 Watt
	094499-01-000	EA	Fire Extinguisher - 1A10BC w/holder (US)
	094499-02-000	EA	Fire Extinguisher - 1A10BC (CSA)
	094499-01-700	EA	Holder - Fire Extinguisher
	072852-01-000	EA	Smoke Detector - w/9 Volt Battery (US)
	072852-02-000	EA	Smoke Detector - w/9 Volt Battery (CSA)

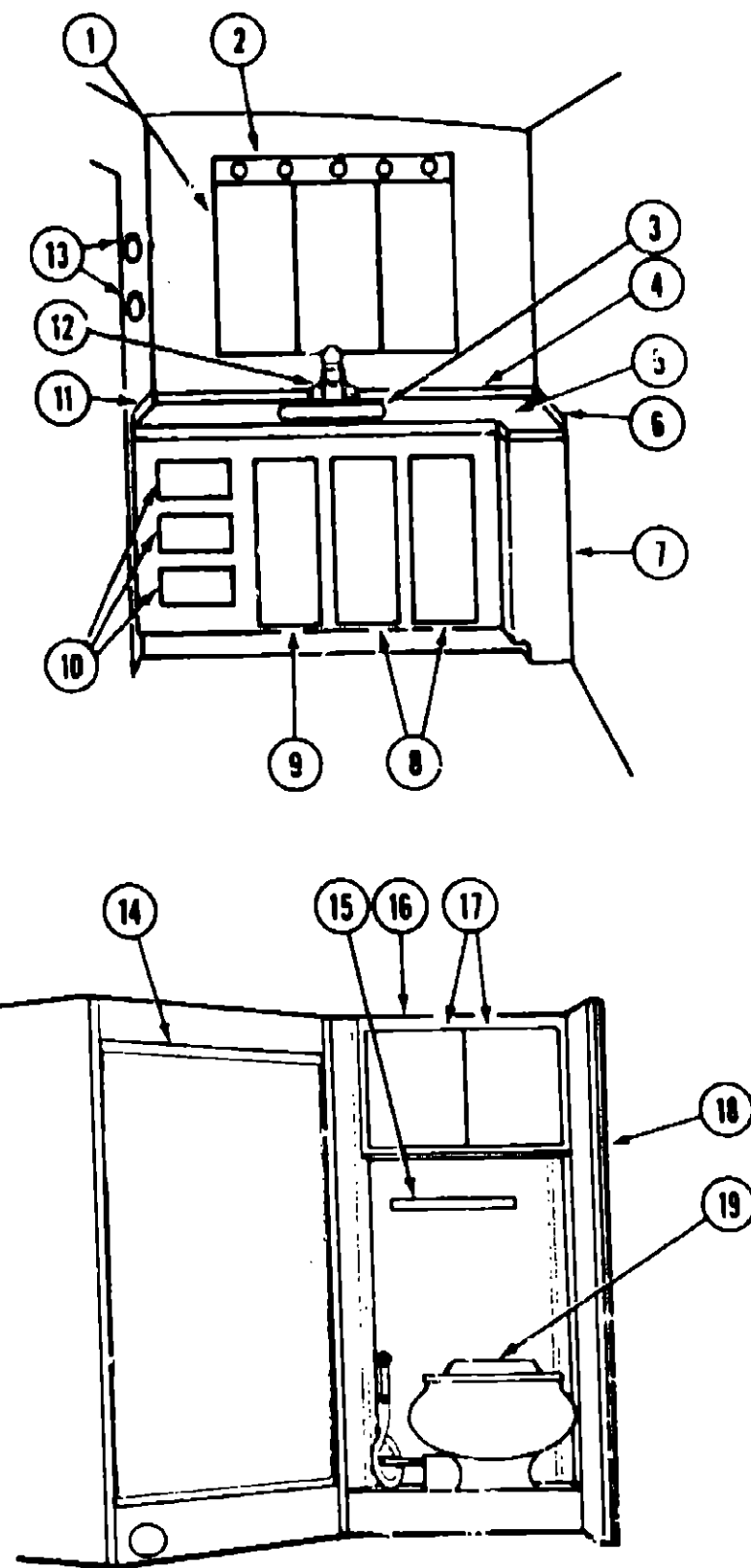
1990 ITASCA TABLE OF CONTENTS

INTRODUCTION	A-01 - A-02
ABBREVIATIONS	A-03
ALPHABETICAL/GROUP REFERENCE	A-04 - A-06
ICM27RQ	A-07 - E-15
IKM40RQ	E-17 - I-22

1990 IKM40RQ INDEX

Floor Plan	E-17 - E-18
Accessories Group	E-19 - E-22
Bath Group	E-23 - F-02
Bedroom Group	F-03 - F-05
Chassis Group	F-06 - F-15
Curtain, Cushion & Pad Group	F-16 - G-03
Dinette Group	G-04 - G-06
Driver's Compartment Group	G-07 - G-10
Electrical Group	G-11 - G-15
Exterior Body Group	G-16 - G-24
Galley Group	H-01 - H-06
Heating & Air Conditioning Group	H-07 - H-09
Interior Finish Group	H-10 - H-11
Labels Group	H-12 - H-20
LP Group	H-21
Lounge Group	H-22 - H-23
Sealants & Fasteners Group	H-24 - I-01
Water & Sewage Group	I-02 - I-04
Window, Vent & Exterior Door Group	I-05 - I-22

BATH GROUP CABINETRY



Key	Part Number	U/M	Description
1	096680-01-01A	EA	Medicine Cabinet Asm.
2	093610-01-01A	EA	Makeup Light - 5 Bulb
2	081863-01-700	EA	Bulb
3	092312-01-01A	EA	Oval Sink
	092313-01-000	EA	Sink Stopper Asm. - Rod Controlled (US)
	011083-01-000	EA	Plug - w/Stopper (CSA)
4	088090-06-AB4	EA	Backsplash - Countertop
5	094361-14-AB4	EA	Countertop Asm.
6	088090-07-AB4	EA	Backsplash - Countertop
	088090-08-AB4	EA	Backsplash - Countertop - Shower Wall
7	M94361-01-AE4	EA	Vanity Cabinet Asm.
7	M94361-01-AE5	EA	Vanity Cabinet Asm.
8	M88304-J2-Y15	EA	Door Asm. - w/o Hardware
9	098686-01-AB4	EA	Door Asm. - w/o Hardware
10	094192-02-Y15	EA	Drawer Asm. - w/o Hardware
11	088090-05-AB4	EA	Backsplash - Countertop
12	103548-01-01A	EA	Faucet (US)
12	011056-03-000	EA	Faucet (CSA)
	075241-04-000	EA	Faucet - Shower (USA)
	092314-01-01A	EA	Shower Head - w/Glide - 60" Hose (USA)
	011048-05-000	EA	Shower Head - w/60" Hose (CSA)
	075241-05-000	EA	Faucet - Shower (CSA)
13	098644-01-000	EA	Towel Ring - Brass
	033580-01-000	EA	Towel Ring - Chrome w/Plastic Ring
14	089318-01-000	EA	Shower Door - Gold (USA)
14	089318-02-000	EA	Shower Door Jamb Expander - Gold (USA)
14	089318-03-000	EA	Shower Door (CSA)
14	089318-04-000	EA	Shower Door Jamb Expander (CSA)
	089318-01-700	EA	Strap - Shower Door
	089318-01-701	EA	Vinyl Sweep
	089318-01-702	EA	Bush/ing w/Arm
	M03926-01-000	EA	Shower Pan Asm.
15	096643-01-000	EA	Towel Rack
16	094344-01-Y15	EA	Medicine Cabinet Asm. - w/o Doors or Hardware
17	M88304-40-Y15	EA	Door Asm. - w/o Hardware
18	094093-01-AE4	EA	Sliding Bath Door Asm. - w Latch
18	094093-01-AE5	EA	Sliding Bath Door Asm. - w/Latch
	058034-01-000	EA	Door Latch
	009156-01-000	EA	Sliding Door Hanger
	071817-06-000	EA	Sliding Door Track
	075452-02-000	EA	Toilet Tissue Holder
	093608-01-01A	EA	Handrail - Towel Bar - Shower Stall - Brass (USA)
	093608-01-02A	EA	Handrail - Towel Bar - Shower Stall (CSA)
	098640-01-000	EA	Soap Dish - Shower Stall - Brass (USA)
	090027-01-000	EA	Soap Dish - Shower Stall (CSA)
19	085330-04-000	EA	Toilet - Shorty - China - w/Spray
	085330-04-700	EA	Vacuum Breaker for Hand Spray
	085330-04-701	EA	Hand Spray w/Hose
	085330-04-702	EA	Flush Lever
	085330-04-703	EA	Pedal Cover Kit
	085330-04-704	EA	Base Asm. - Base
	085330-04-705	EA	Pedestal Cover Kit
	085330-04-706	EA	Vacuum Breaker w/Hand Spray
	085330-04-707	EA	Seat Asm.

1990 ITASCA TABLE OF CONTENTS

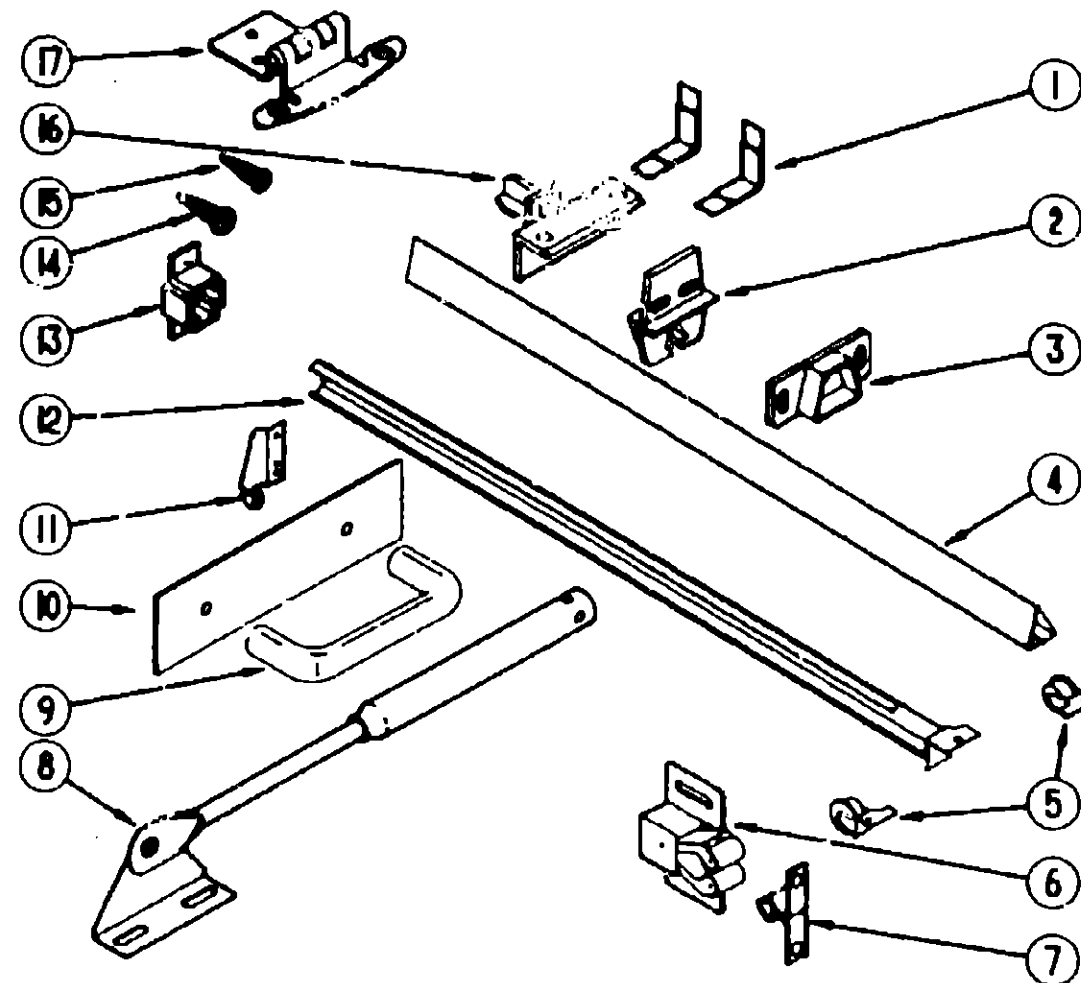
INTRODUCTION	A-01 - A-02
ABBREVIATIONS	A-03
ALPHABETICAL/GROUP REFERENCE	A-04 - A-08
ICM2/RQ	A-07 - E-15
IKM40RQ	E-17 - I-22

1990 IKM40RQ INDEX

Floor Plan	E-17 - E-18
Accessories Group	E-19 - E-22
Bath Group	E-23 - F-02
Bedroom Group	F-03 - F-05
Chassis Group	F-06 - F-15
Curtain, Cushion & Pad Group	F-16 - G-03
Dinette Group	G-04 - G-06
Driver's Compartment Group	G-07 - G-10
Electrical Group	G-11 - G-15
Exterior Body Group	G-16 - G-24
Galley Group	H-01 - H-06
Heating & Air Conditioning Group	H-07 - H-09
Interior Finish Group	H-10 - H-11
Labels Group	H-12 - H-20
LP Group	H-21
Lounge Group	H-22 - H-23
Sealants & Fasteners Group	H-24 - I-01
Water & Sewage Group	I-02 - I-04
Window, Vent & Exterior Door Group	I-05 - I-22

BATH GROUP (CONTINUED)

CABINET HARDWARE (DOORS & CABINETS)



Key	Part Number	U/M	Description
1	037688-02-000	EA	L-Corner Glide (Drawers)
2	037688-03-000	EA	Center Glide (Drawers)
3	037688-05-000	EA	Rail Mounting Bracket - Rear (Drawers)
4	037688-01-000	FT	V-Rail (Drawers)
5	102837-03-000	EA	Nylon Rollers (Set of 2) (Drawers)
6	093586-03-000	EA	Roller Catch
7	093586-04-000	EA	Steel Strike
8	074493-02-000	EA	Door Support
9	093579-01-000	EA	Cabinet Pull
10	081376-01-000	EA	Backplate - Brass
11	102827-02-000	EA	Rear Roller Bracket (Drawers)
12	102827-05-000	EA	Track (Drawers)
13	102827-04-000	EA	Rear Mounting Bracket (Drawers)
14	000G68-06-10G	EA	Screw - #6 - 18 x .625" PFH - Antique Brass - Hinge to Cabinet
15	000G13-06-10G	EA	Screw - #6 - 20 x .625" POH - Antique Brass - Hinge to Door
16	037688-04-000	EA	Rail Mounting Bracket - Front (Drawers)
17	059777-02-000	EA	Hinge - Burnished Brass
	084466-02-000	EA	Slide Asm. - Right (Drawers)
	084466-03-000	EA	Slide Asm. - Left (Drawers)
	084466-04-000	EA	Slide Asm. - Right (Cabinet)
	084466-05-000	EA	Slide Asm. - Left (Cabinet)
	016604-03-000	EA	Angle Support Bracket - 2.5" - Beige (Cabinets)
	009018-01-000	EA	Catch Asm. - Single Roller

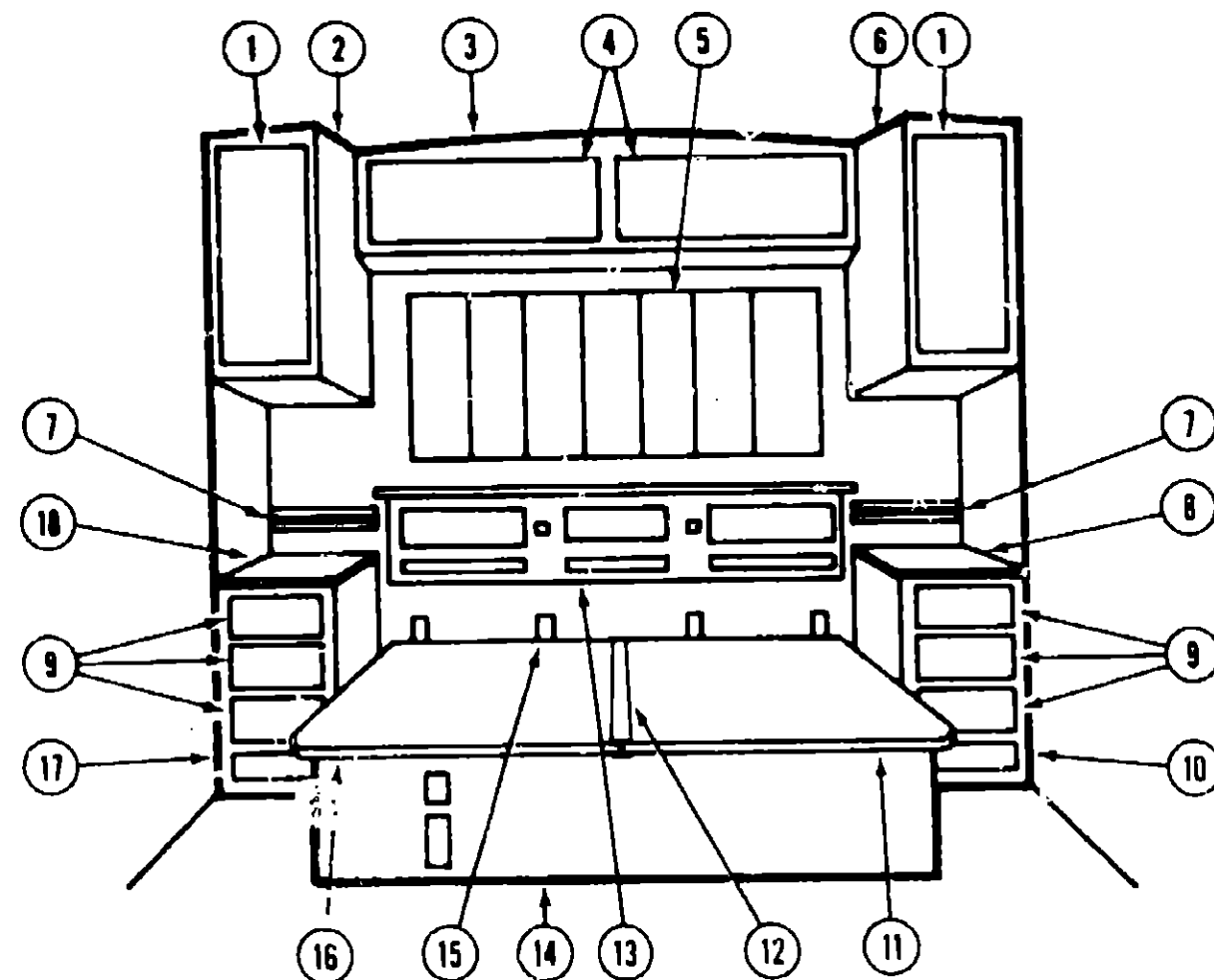
1990 ITASCA TABLE OF CONTENTS

INTRODUCTION	A-01 - A-02
ABBREVIATIONS	A-03
ALPHABETICAL/GROUP REFERENCE	A-04 - A-06
IKM27RQ	A-07 - E-15
IKM40RQ	E-17 - I-22

1990 IKM40RQ INDEX

Floor Plan	E-17 - E-18
Accessories Group	E-19 - E-22
Bath Group	E-23 - F-02
Bedroom Group	F-03 - F-05
Chassis Group	F-06 - F-15
Curtain, Cushion & Pad Group	F-16 - G-03
Dinette Group	G-04 - G-06
Driver's Compartment Group	G-07 - G-10
Electrical Group	G-11 - G-15
Exterior Body Group	G-16 - G-24
Galley Group	H-01 - H-06
Heating & Air Conditioning Group	H-07 - H-09
Interior Finish Group	H-10 - H-11
Labels Group	H-12 - H-20
LP Group	H-21
Lounge Group	H-22 - H-23
Sealants & Fasteners Group	H-24 - I-01
Water & Sewage Group	I-02 - I-04
Window, Vent & Exterior Door Group	I-05 - I-22

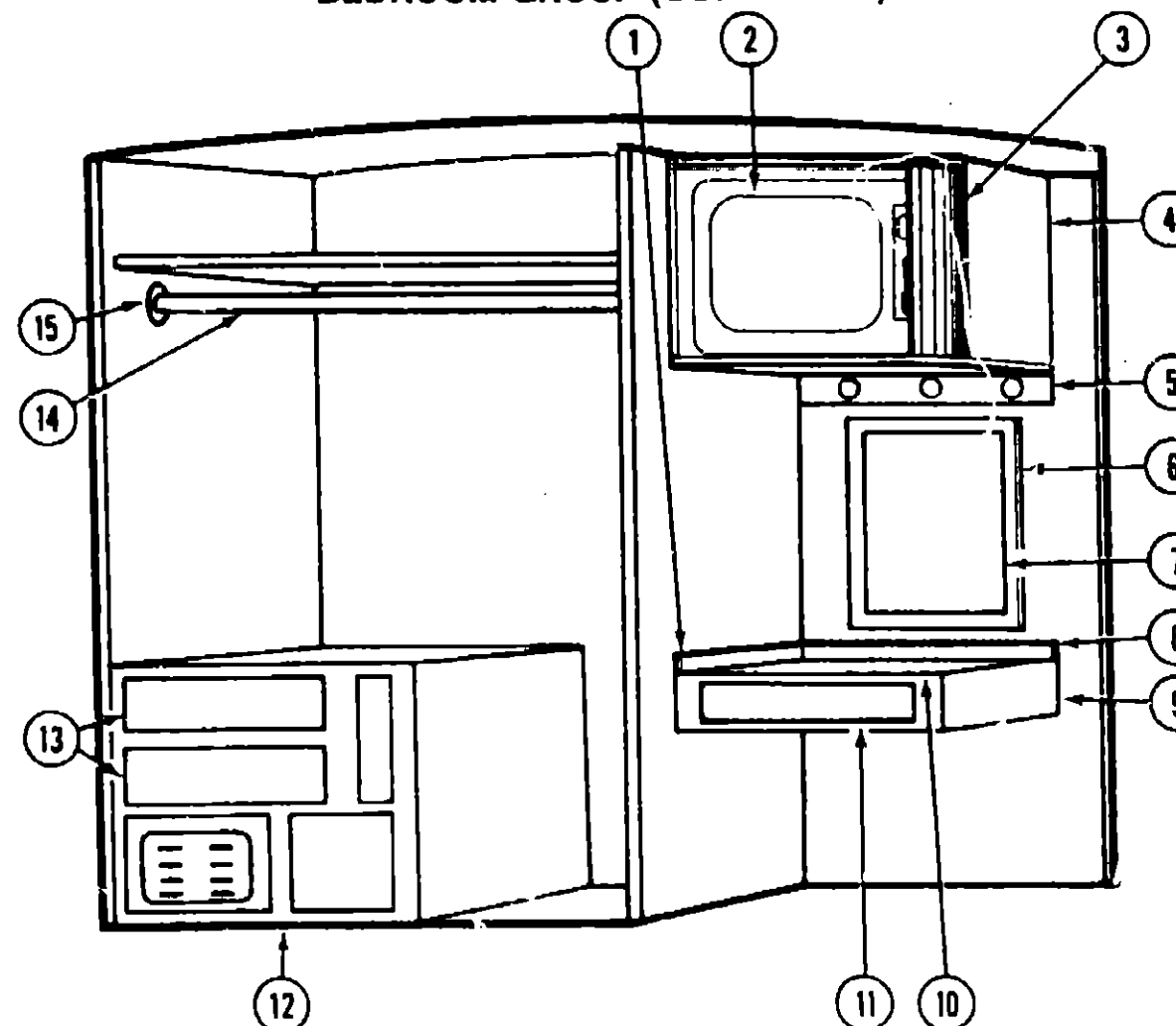
BEDROOM GROUP



REAR LOUNGE BED & CABINETRY

Key	Part Number	U/M	Description
1	M97029-01-AB4	EA	Door Asm. - Shirt Closet - w/o Hardware
2	M94817-01-Y15	EA	Cabinet Asm. - Shirt Closet
3	M04005-05-AB4	EA	Cabinet Asm. - Rear Overhead
4	M97028-05-AC1	EA	Door Asm. - Rear Overhead - w/o Hardware
5	M94842-01-Y15	EA	Cabinet Asm. - w/o Mirrors
	093606-01-000	EA	Mirror - Beveled
	M94842-13-Y15	EA	Mirror Panel w/Oak Frame
6	M94931-01-Y15	EA	Cabinet Asm. - Shirt Closet
7	089571-22-Y15	EA	Oak Trim - 90°
	078394-01-000	EA	Gold Insert
8	097955-11-AB4	EA	Countertop Asm.
9	094192-05-Y15	EA	Drawer Asm. - w/o Hardware
10	097955-01-AB4	EA	Cabinet Asm. - Nightstand
11	M03924-02-Y15	EA	Cabinet Asm. - Top - Driver Side
12	089076-02-000	EA	H Channel
13	094844-01-Y15	EA	Headboard Asm.
14	M94566-01-Y15	EA	Cabinet Asm. - Queen Bed
15	088199-01-X11	EA	Hinge Asm.
16	M03924-01-Y15	EA	Cabinet Asm. - Top - Passenger Side
17	M94847-01-AB4	EA	Cabinet Asm. - Nightstand
18	094847-11-Y15	EA	Countertop Asm.
	057460-04-000	EA	Gas Spring Rods
	057460-02-000	EA	Gas Spring Ball Stud
	057460-03-000	EA	Gas Spring Safety Clip
	089024-01-000	EA	Gas Spring Support - Floor
	089025-01-000	EA	Gas Spring Support - Bed
	042438-01-000	EA	Wood Dowel - 1" x 4'
	009112-01-000	EA	Flange - 1" ABS Off White

BEDROOM GROUP (CONTINUED)



REAR LOUNGE WARDROBE & VANITY

Key	Part Number	U/M	Description
1	088090-10-AB4	EA	Backsplash - Countertop
2	092310-01-000	EA	TV - 9" AC/DC - Magnavox CH3940
	092310-01-700	EA	TV Remote (For Magnavox CH3940)
3	057882-04-000	SF	Tambour Door
	093622-01-000	EA	Track - Tambour Door
	093623-01-000	EA	Track - Corner - Tambour Door
	097191-01-Y15	EA	Handle - Tambour Door
4	094357-01-Y15	EA	TV Cabinet Asm.
5	082169-01-000	EA	Make Up Light
6	093446-02-Y15	EA	Mirror Asm.
	M03450-02-000	EA	Frame Asm. - Mirror
7	058331-05-000	EA	Glass - Mirror Asm.
8	088090-19-AB4	EA	Backsplash - Countertop
9	M94068-01-AB4	EA	Cabinet Asm. - w/o Hardware
10	094068-11-AB4	EA	Countertop Asm.
11	094192-03-Y15	EA	Drawer Asm. - w/o Hardware
12	094070-01-Y15	EA	Cabinet Asm. (US) - w/o Hardware
12	094070-02-Y15	EA	Cabinet Asm. (CSA) - w/o Hardware
13	099354-01-AB4	EA	Drawer Asm. - w/o Hardware
14	042438-01-000	EA	Wood Dowel - 1" x 4'
15	009112-01-000	EA	Flange - 1" ABS Off White
	091221-02-000	EA	Tissue Holder - Brass
	092315-01-01A	EA	Mirrored Wardrobe Doors
	094660-01-Y15	EA	Sliding Bedroom Door
	092334-02-000	EA	Sliding Bedroom Door Latch - w/o Lock
	092048-01-01A	EA	Track
	075145-06-000	EA	Track Cover
	009156-01-000	EA	Roller Hanger
	093836-01-Y15	EA	Jamb Molding (Sliding Door)
	093838-01-Y15	EA	Jamb Molding (Sliding Door)
	009018-01-000	EA	Cath Asm. - Single Roller

F-3

1990 ITASCA TABLE OF CONTENTS

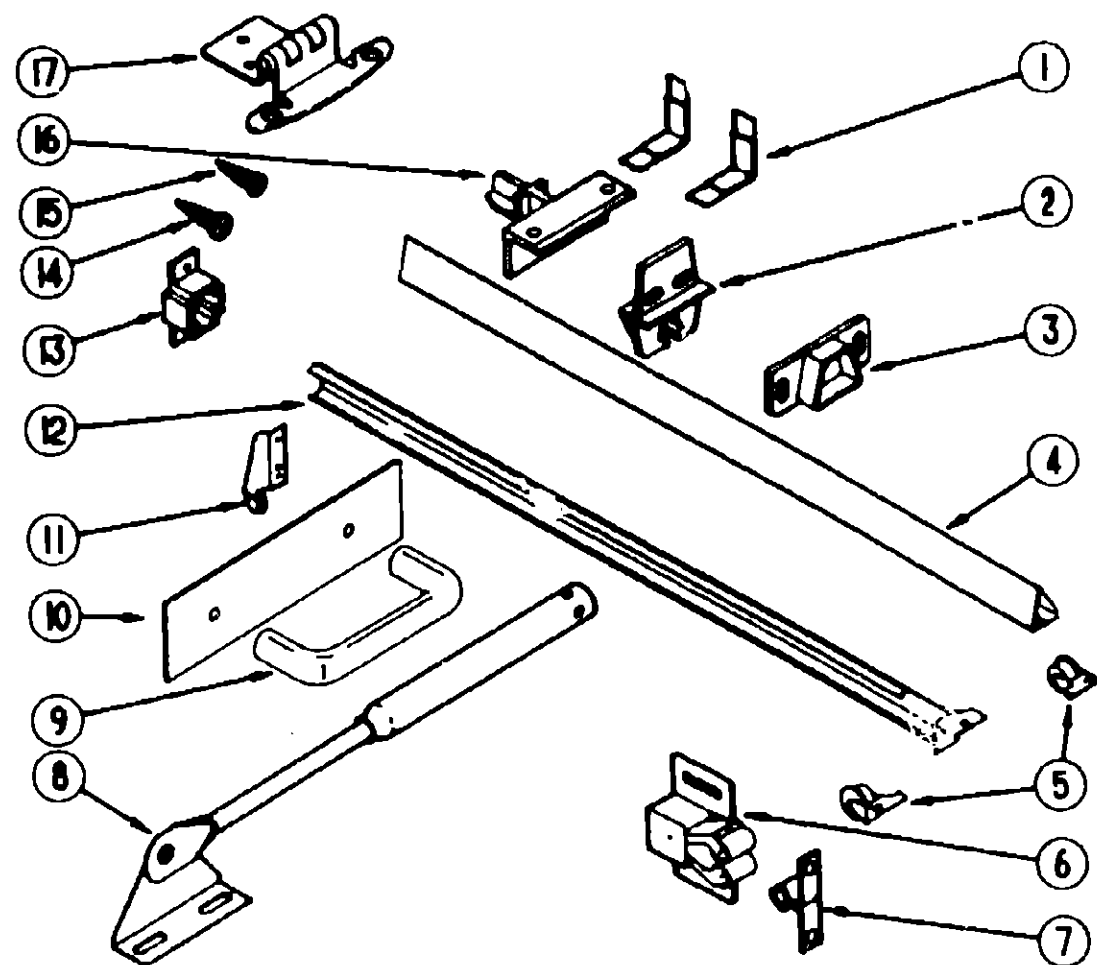
INTRODUCTION	A-01 - A-02
ABBREVIATIONS	A-03
ALPHABETICAL/GROUP REFERENCE	A-04 - A-06
ICM27RQ	A-07 - E-15
IKM40RQ	E-17 - I-22

1990 IKM40RQ INDEX

Floor Plan	E-17 - E-18
Accessories Group	E-19 - E-22
Bath Group	E-23 - F-02
Bedroom Group	F-03 - F-05
Chassis Group	F-06 - F-15
Curtain, Cushion & Pad Group	F-16 - G-03
Dinette Group	G-04 - G-06
Driver's Compartment Group	G-07 - G-10
Electrical Group	G-11 - G-15
Exterior Body Group	G-16 - G-24
Galley Group	H-01 - H-06
Heating & Air Conditioning Group	H-07 - H-09
Interior Finish Group	H-10 - H-11
Labels Group	H-12 - H-20
LP Group	H-21
Lounge Group	H-22 - H-23
Sealants & Fasteners Group	H-24 - I-01
Water & Sewage Group	I-02 - I-04
Window, Vent & Exterior Door Group	I-05 - I-22

F-4

BEDROOM GROUP (CONTINUED)



HARDWARE (DOORS, DRAWERS & CABINETS)

Key	Part Number	U/M	Description
1	037688-02-000	EA	L-Corner Glide (Drawers)
2	037688-03-000	EA	Center Glide (Drawers)
3	037688-05-000	EA	Rail Mounting Bracket - Rear (Drawers)
4	037688-01-000	FT	V-Rail (Drawers)
5	102837-03-000	EA	Nylon Rollers (Set of 2) (Drawers)
6	093586-03-000	EA	Roller Catch
7	093586-04-000	EA	Steel Strike
8	074493-02-000	EA	Door Support
9	093579-01-000	EA	Pull Handle
10	081376-01-000	EA	Backplate - Brass
11	102827-02-000	EA	Rear Roller Bracket (Drawers)
12	102927-05-000	EA	Track (Drawers)
13	102827-04-000	EA	Rear Mounting Bracket (Drawers)
14	000G68-06-10G	EA	Screw #6 - 18 x .625" POH - Antique Brass - Hinge to Door
15	000G13-06-10G	EA	Screw #6 - 20 x .625" PFH - Antique Brass - Hinge to Cabinet
16	037688-04-000	EA	Rail Mounting Bracket - Front (Drawers)
17	059777-02-000	EA	Hinge - Burnished Brass
	084466-02-000	EA	Slide Asm. - Right (Drawers)
	084466-03-000	EA	Slide Asm. - Left (Drawers)
	064466-04-000	EA	Slide Asm. - Right (Cabinet)
	084466-05-000	EA	Slide Asm. - Left (Cabinet)
	084466-06-000	EA	Slide Asm. - 12" (Bedroom Vanity)
	009767-12-000	FT	Welling - Antique White (Cabinets)
	016604-03-000	EA	Angle Support Bracket - 2 5"
	055740-01-000	EA	Corner Support - Plastic

CHASSIS GROUP

CHROME WHEEL LINERS

Key	Part Number	U/M	Description
	086271-01-000	EA	Wheel Liner - Chrome - 19.5" (Set/4)
	086271-06-000	EA	Wheel Liner - Chrome - 19.5" (Set/2)
	086271-01-700	EA	Wheel Liner - Chrome - 19.5" - Front (1)
	086271-01-701	EA	Wheel Liner - Chrome - 19.5" - Rear (1)
	086271-01-702	EA	Axle Cover - 6 Lug - 19.5" - Front
	086271-01-703	EA	Axle Cover - 6 Lug - 19.5" - Rear
	086271-01-704	EA	Beauty Ring
	086271-01-705	EA	Cover - Lug Nut - 19.5"
	077030-02-000	EA	Valve Stem Extension - 1.25"
	095012-03-000	EA	Valve Stem Extension - Dual Whc..ll

WHEEL COVER & MOUNTING HARDWARE

Key	Part Number	U/M	Description
	083181-03-000	EA	Wheel Cover - 19.5" (Set/4)
	083181-05-000	EA	Wheel Cover - 19.5" (Set/2)
	083181-03-700	EA	Wheel Cover - 19.5" (1)
	083181-09-000	EA	Retainer Kit - 19.5" Wheel Cover (Set/2)
	083181-10-000	EA	Retainer Kit - 19.5" Wheel Cover (Set/4)
	083181-10-700	EA	Retainer - 19.5" Wheel Cover (1) - Front
	083181-10-701	EA	Retainer - 19.5" Wheel Cover (1) - Rear
	083181-04-702	EA	Nut Cover - 19.5" Wheel
	083181-04-703	EA	Center Cap - Chrome

LEVELING JACKS - HYDRAULIC

Key	Part Number	U/M	Description
	100532-01-000	EA	Leveling System - Hydraulic
	100533-01-000	EA	Brackets - Front Jacks
	100534-01-000	EA	Brackets - Rear Jacks
	100535-01-000	EA	Bracket - Pump
	100536-04-000	EA	Hose Kit
	096808-01-000	EA	Spacer - Pedestal, Driver
	041953-09-000	FT	Conduit - Conbolute Slit - .50" ID
	008348-01-000	EA	Terminal - Ring - 2 3/8" Stud
	100532-01-700	EA	Manual Level Valve
	089339-01-700	EA	Leveling Jack

FUEL SYSTEM COMPONENTS

Key	Part Number	U/M	Description
	078010-05-000	EA	Door Asm. - Fuel Fill - Gray
	083578-01-000	EA	Boot - Fuel Fill
	087256-03-000	EA	Neck Asm. - Fuel Fill
	062401-03-000	EA	Hose Clamp - Wormgear - .22" to 1" ID
	062401-04-000	EA	Hose Clamp - Wormgear - 1.56" to 2.5" ID
	007111-02-000	EA	Hose - 2" x 3'
	007063-01-000	EA	Hose - 1/4" ID
	024138-01-000	EA	Hose - 5/16" I.D.
	066732-03-000	EA	Hose - 3/4" I.D.

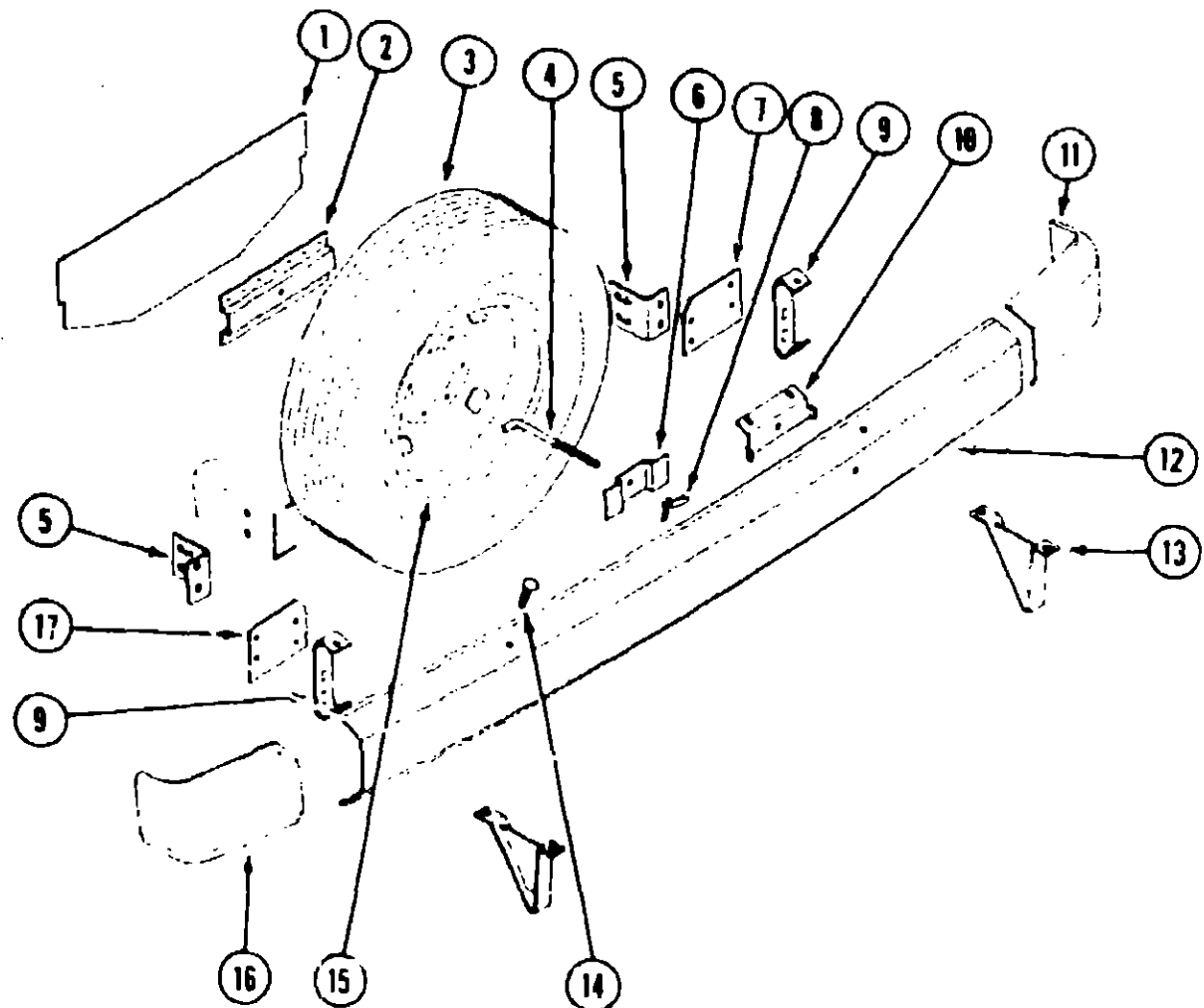
1990 ITASCA
TABLE OF CONTENTS

INTRODUCTION	A-01 - A-02
ABBREVIATIONS	A-03
ALPHABETICAL/GROUP REFERENCE	A-04 - A-06
ICM27RQ	A-07 - E-15
IKM40RQ	E-17 - I-22

1990 IKM40RQ INDEX

Floor Plan	E-17 - E-18
Accessories Group	E-19 - E-22
Bath Group	E-23 - F-02
Bedroom Group	F-03 - F-05
Chassis Group	F-06 - F-15
Curtain, Cushion & Pad Group	F-16 - G-03
Dinette Group	G-04 - G-06
Driver's Compartment Group	G-07 - G-10
Electrical Group	G-11 - G-15
Exterior Body Group	G-16 - G-24
Galley Group	H-01 - H-06
Heating & Air Conditioning Group	H-07 - H-09
Interior Finish Group	H-10 - H-11
Labels Group	H-12 - H-20
LP Group	H-21
Lounge Group	H-22 - H-23
Sealants & Fasteners Group	H-24 - I-01
Water & Sewage Group	I-02 - I-04
Window, Vent & Exterior Door Group	I-05 - I-22

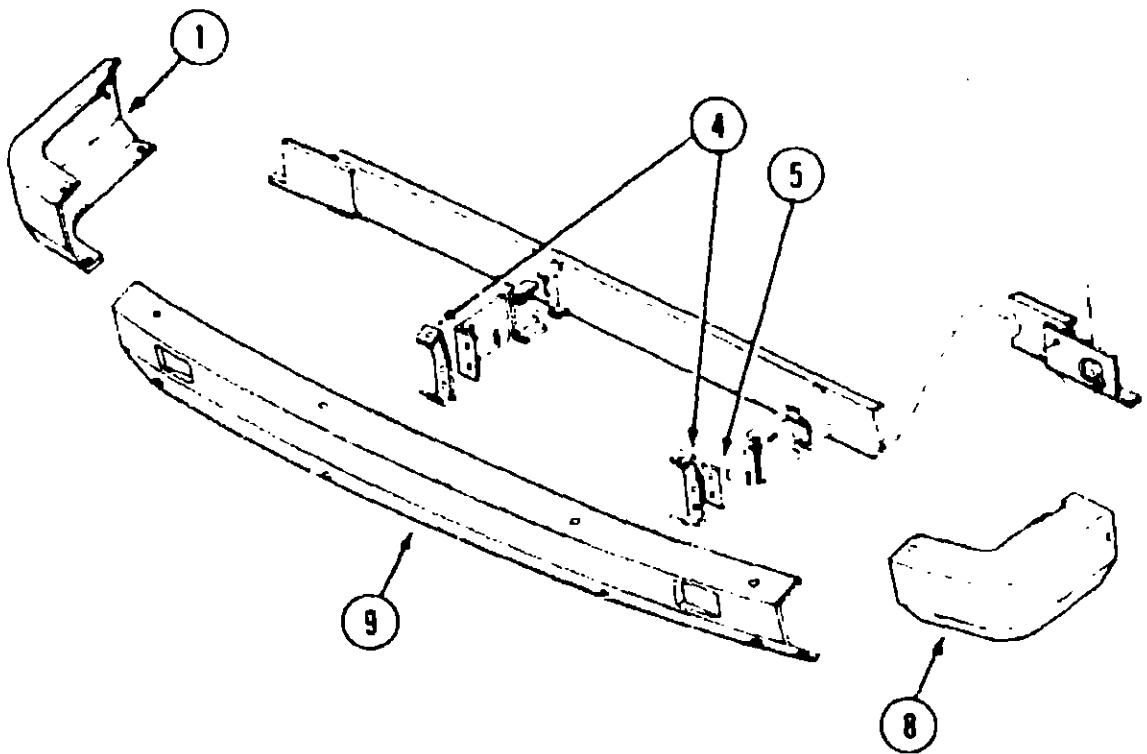
CHASSIS GROUP (CONTINUED)



SPARE TIRE & REAR BUMPER

Key	Part Number	U/M	Description
1	077395-01-000	EA	Shield - Sight - Spare Tire
2	077403-01-000	EA	Support - Rod - Spare Tire
3	007324-03-000	EA	Tire - 8R19.5LRF - Michelin
4	051377-01-000	EA	Valve Stem Asm.
5	077411-01-000	EA	Rod - Retaining - Spare Tire
6	078668-01-000	EA	Support Angle - Bumper - Rear
7	077399-01-000	EA	Retainer - Spare Tire
8	078760-02-000	EA	Plate Asm. - Bumper - Mounting - Passenger Side
9	064081-01-000	EA	Wing Nut
10	077400-01-000	EA	Support - Spare Tire
11	077759-01-000	EA	Spacer - Support - Spare Tire
12	078670-02-000	EA	Bracket Asm. - Bumper - Rear
13	081107-01-000	EA	Bracket - Bumper Pin
14	078578-07-000	EA	Cap - Bumper End - Passenger Side - Gray
15	078578-08-000	EA	Bumper - Rear - Chrome
16	083376-01-000	EA	Skid Plate Asm.
17	005200-01-000	EA	Bolt - Carriage - 7/16" x 14" x 1.25 w/Stainless Steel Cap
18	086281-01-000	EA	Wheel - Steel - 19.5 x 8 1/2
19	078578-08-000	EA	Cap - Bumper End - Driver Side - Gray
20	078760-03-000	EA	Plate Asm. - Bumper - Mounting - Driver Side

CHASSIS GROUP (CONTINUED)



FRONT BUMPER

Key	Part Number	U/M	Description
1	078577-09-000	EA	Bumper End Cap - Gray - Passenger
2	077852-01-000	EA	Bracket to Bumper - Front
3	096339-01-000	EA	Bracket to Frame - Front Bumper
4	078577-10-000	EA	Bumper End Cap - Gray - Driver
5	077850-09-000	EA	Bumper - Front - Chrome
6	005200-01-000	EA	Carriage Bolt - 7/16" - 14 x 1 1/4" SST Head

1990 ITASCA
TABLE OF CONTENTS

INTRODUCTION	A-01 - A-02
ABBREVIATIONS	A-03
ALPHABETICAL/GROUP REFERENCE	A-04 - A-06
ICM27RQ	A-07 - E-15
IKM40RQ	E-17 - I-22

1990 IKM40RQ INDEX

Floor Plan	E-17 - E-18
Accessories Group	E-19 - E-22
Bath Group	E-23 - F-02
Bedroom Group	F-03 - F-05
Chassis Group	F-06 - F-15
Curtain, Cushion & Pad Group	F-16 - G-03
Dinette Group	G-04 - G-06
Driver's Compartment Group	G-07 - G-10
Electrical Group	G-11 - G-15
Exterior Body Group	G-16 - G-24
Galley Group	H-01 - H-05
Heating & Air Conditioning Group	H-07 - H-09
Interior Finish Group	H-10 - H-11
Labels Group	H-12 - H-20
LP Group	H-21
Lounge Group	H-22 - H-23
Sealants & Fasteners Group	H-24 - I-01
Water & Sewage Group	I-02 - I-04
Window, Vent & Exterior Door Group	I-05 - I-22

CHASSIS GROUP (CONTINUED)

7.0 KW GENERATOR & COMPONENTS

Key	Part Number	U/M	Description
	083547-01-000	EA	Generator - Kohler - 7.0KW
	093590-04-000	EA	Muffler
	007125-02-000	EA	Clamp Asm. - Muffler - 1.25" Dia.
	007125-03-000	EA	Clamp Asm. - Muffler - 1.50" Dia.
	083152-06-000	EA	Exhaust Pipe - 90° Turn
	077476-03-000	EA	Exhaust Pipe - 47.5"
	007131-01-000	EA	Tailpipe Hanger
	008054-01-000	EA	Power Cord - 10/3 - 30 Amp. - 25' - USA
	008052-01-000	EA	Power Cord - 10/3 - 30 Amp. - 25' - CSA
	024924-02-000	EA	Receptacle - Power Cord
	089238-01-000	EA	Cover - Receptacle Box - Power Cord - 4" x 4"
	008026-01-000	EA	Wire - 12/2 Romex w/Ground
	008289-01-000	EA	Electrical Box - Steel - 4" x 4" - 1/2 & 3/4 - USA
	008294-01-000	EA	Cover Plate - Blank Steel - 4" x 4" - USA
	008289-02-000	EA	Electrical Box - Steel - 4" x 4" - CSA
	008294-02-000	EA	Cover Plate - Blank Steel - 4" x 4" - CSA
	008037-01-000	EA	Battery Cable - 1 AWG Strand
	010495-01-000	EA	Clamp - 9/16"
	010497-01-000	EA	Clamp - Closed - 5/8" I.D.
	062401-03-000	EA	Clamp - Hose - Wormgear - .22" to 1" I.D.
	062401-06-000	EA	Clamp - Hose - Wormgear - .22" to .62" I.D.
	041953-01-000	EA	Conduit - Plastic Convolute Split - .50" I.D.
	008401-01-000	EA	Conduit Strap - .75"
	008311-01-000	EA	Connector - Wire Nut - Red
	008312-01-000	EA	Connector - Wire Nut - Blue
	008314-01-000	EA	Connector - Wire Nut - Gray
	008356-01-000	EA	Connector - Plastic - 3/8"
	008355-01-000	EA	Connector - Cable Clamping - 3/4"
	008353-01-000	EA	Connector - Cable Clamping - 3/8"
	041480-01-000	EA	Connector - Straight Flex Conduit
	041480-01-000	EA	Connector - Rubber - 2" O.D.
	023942-01-000	EA	Grommet - Rubber - 2" O.D.
	071015-07-000	EA	Grommet - Rubber - 1" I.D.
	071015-08-000	EA	Grommet - Rubber - 1.75" I.D.
	071015-13-000	EA	Grommet - Rubber - .62" I.D.
	007063-01-000	FT	Hose - Gasoline - 1/4" I.D. x 1/2" O.D.
	008328-01-000	EA	Terminal - Ring - 12/10 Wire
	008348-01-000	EA	Terminal - Ring - 2, 3/8" Stud
	008343-01-000	EA	Wire Tie - 6"
	024976-01-000	EA	Generator Switch - w/o Circuit Board
	031035-01-000	EA	Hourmeter
	076006-28-000	EA	Bezel - Entertainment Center

CHASSIS GROUP (CONTINUED)

6.5 KW GENERATOR & COMPONENTS

Key	Part Number	U/M	Description
	100975-01-000	EA	Generator - Onan Emerald Plus - 6.5KW
	094657-02-000	EA	Tray Asm. - Generator
	083151-01-000	EA	Muffler
	007125-03-000	EA	Clamp Asm. - Muffler - 1.50" Dia.
	083152-06-000	EA	Exhaust Pipe - Generator - 90° Turn
	077476-03-000	EA	Exhaust Pipe - Generator - 47.5"
	008054-01-000	EA	Power Cord - 10/3 - 30 Amp. - 25' - USA
	008052-01-000	EA	Power Cord - 10/3 - 30 Amp. - 25' - CSA
	024924-02-000	EA	Receptacle - Power Cord
	089238-01-000	EA	Cover - Receptacle Box - Power Cord - 4" x 4"
	008026-01-000	EA	Wire - 12/2 Romex w/Ground
	008289-01-000	EA	Electrical Box - Steel - 4" x 4" - 1/2 & 3/4 - USA
	008294-01-000	EA	Cover Plate - Blank Steel - 4" x 4" - USA
	008289-02-000	EA	Electrical Box - Steel - 4" x 4" - 1/2 & 3/4 - CSA
	008294-02-000	EA	Cover Plate - Blank Steel - 4" x 4" - CSA
	008037-01-000	EA	Battery Cable - 1 AWG Strand
	010495-01-000	EA	Clamp - Cable - 9/16"
	010497-01-000	EA	Clamp - Closed - 5/8"
	062401-03-000	EA	Clamp - Hose - Wormgear - .22" to 1" I.D.
	062401-06-000	EA	Clamp - Hose - Wormgear - .22" to .62" I.D.
	041953-01-000	EA	Conduit - Plastic Convolute Split - 1/2" I.D.
	008401-01-000	EA	Conduit - Strap - 3/4"
	008311-01-000	EA	Connector - Wire Nut - Red
	008312-01-000	EA	Connector - Wire Nut - Blue
	008314-01-000	EA	Connector - Wire Nut - Gray
	008356-01-000	EA	Connector - Plastic - 3/8"
	008353-01-000	EA	Connector - Cable Clamping - 3/8"
	008355-01-000	EA	Connector - Cable Clamping - 3/4"
	041480-01-000	EA	Connector - Straight - Flex Conduit
	023942-01-000	EA	Grommet - Rubber - 2" O.D.
	071015-07-000	EA	Grommet - Rubber - 1" I.D.
	071015-08-000	EA	Grommet - Rubber - 1.75" I.D.
	071015-13-000	EA	Grommet - Rubber - .62" I.D.
	007063-01-000	FT	Hose - Gasoline - 1/4" I.D. x 1/2" O.D.
	094059-01-000	EA	Spacer
	008328-01-000	EA	Terminal - Ring - 12/10 Wire
	008348-01-000	EA	Terminal - Ring - 2, 3/8" Stud
	008343-01-000	EA	Wire Tie - 6"
	024976-01-000	EA	Generator Switch - w/o Circuit Board
	031035-01-000	EA	Hourmeter
	076006-28-000	EA	Bezel - Entertainment Center

1990 ITASCA
TABLE OF CONTENTS

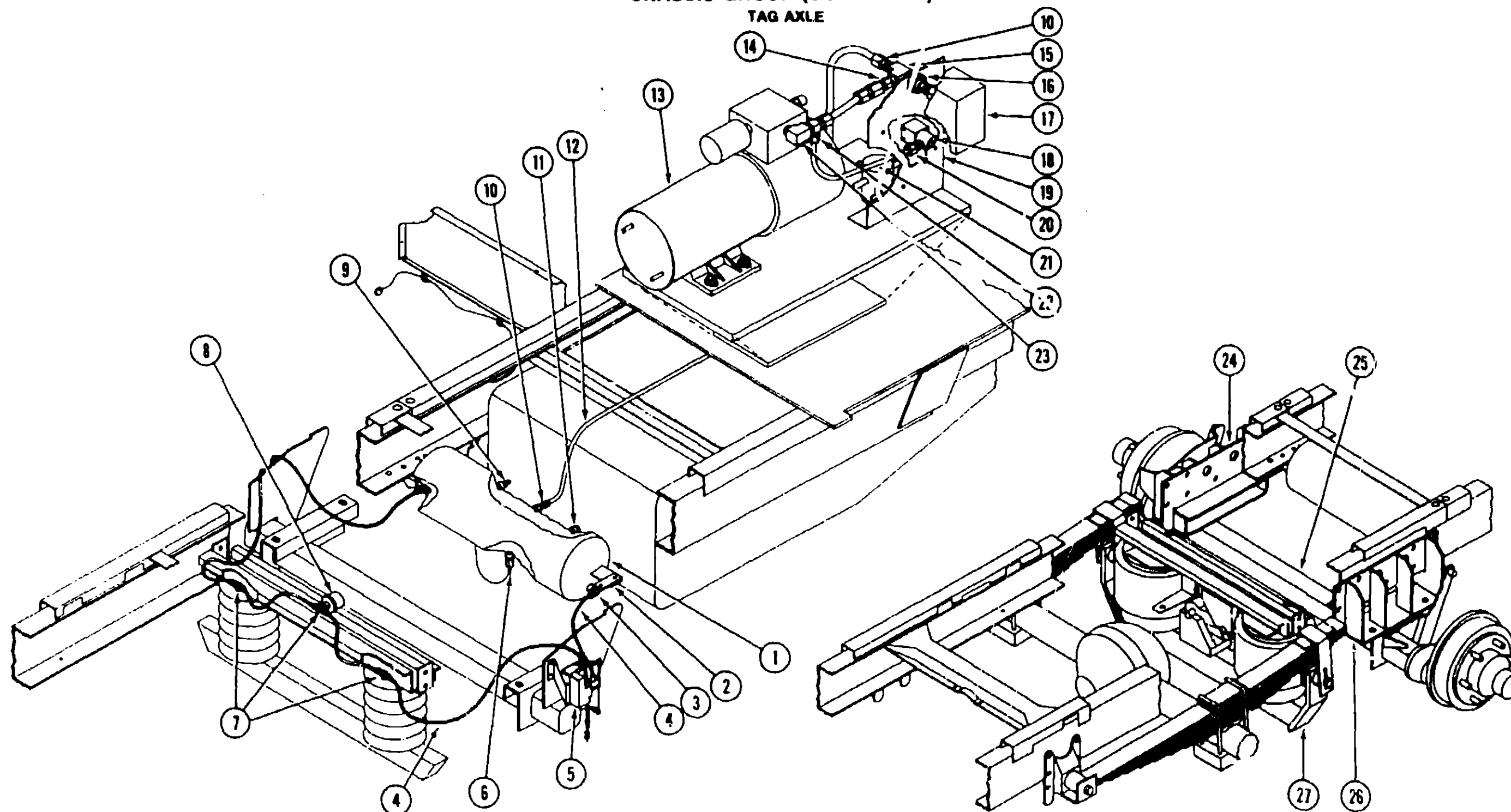
INTRODUCTION	A-01 - A-02
ABBREVIATIONS	A-03
ALPHABETICAL/GROUP REFERENCE	A-04 - A-06
IKM27RQ	A-07 - E-15
IKM40RQ	E-17 - I-22

1990 IKM40RQ INDEX

Floor Plan	E-17 - E-18
Accessories Group	E-19 - E-22
Bath Group	E-23 - F-02
Bedroom Group	F-03 - F-05
Chassis Group	F-06 - F-15
Curtain, Cushion & Pad Group	F-16 - G-03
Dinette Group	G-04 - G-06
Driver's Compartment Group	G-07 - G-10
Electrical Group	G-11 - G-15
Exterior Body Group	G-16 - G-24
Galley Group	H-01 - H-08
Heating & Air Conditioning Group	H-07 - H-09
Interior Finish Group	H-10 - H-11
Labels Group	H-12 - H-20
LP Group	H-21
Lounge Group	H-22 - H-23
Sealants & Fasteners Group	H-24 - I-01
Water & Sewage Group	I-02 - I-04
Window, Vent & Exterior Door Group	I-05 - I-22

CHASSIS GROUP (CONTINUED)

TAG AXLE



Key	Part Number	U/M	Description
1	071375-02-000	EA	Air Tank
2	071375-03-000	EA	Air Tank Mount Isolator Pad
3	071387-05-000	EA	Elbow - Male
4	071390-04-000	FT	Air Brake Tubing - 1/4" OD - Black
5	085754-02-000	EA	Valve Asm. - Height Control (Driver Side)
	085754-01-000	EA	Valve Asm. - Height Control (Passenger Side)
6	085773-01-000	EA	Drain Valve - Air Tank
7	071389-02-000	EA	Tee - Male
8	085758-02-000	EA	Switch Asm. (Low Air)
9	086241-01-000	EA	Air Valve
10	071386-04-000	EA	Connector - Male
11	071392-03-000	EA	Hex Head Plug
12	071390-03-000	FT	Air Brake Tubing - 3/8" OD - Red
13	085761-02-000	EA	Air Compressor - 12V

F-11

Key	Part Number	U/M	Description
14	085756-01-000	EA	Check Valve
15	085765-01-000	EA	Tee - Street
16	071374-03-000	EA	Bulkhead Fitting
17	085757-01-000	EA	Pressure Control Switch
18	085755-01-000	EA	Air Solenoid Valve
19	085375-01-000	EA	Mounting Bracket
20	071386-03-000	EA	Connector - Male
21	071390-03-000	FT	Air Brake Tubing - 3/8" OD-Red
22	085763-01-000	EA	Tee - Male
23	095524-01-000	EA	Elbow - 90°
24	094558-03-000	EA	Axle Mount - Passenger Side
25	094558-02-000	EA	Tag Axle - Torsion
26	094558-04-000	EA	Axle Mount - Driver Side
27	094558-05-000	EA	Air Suspension Asm.

F-12

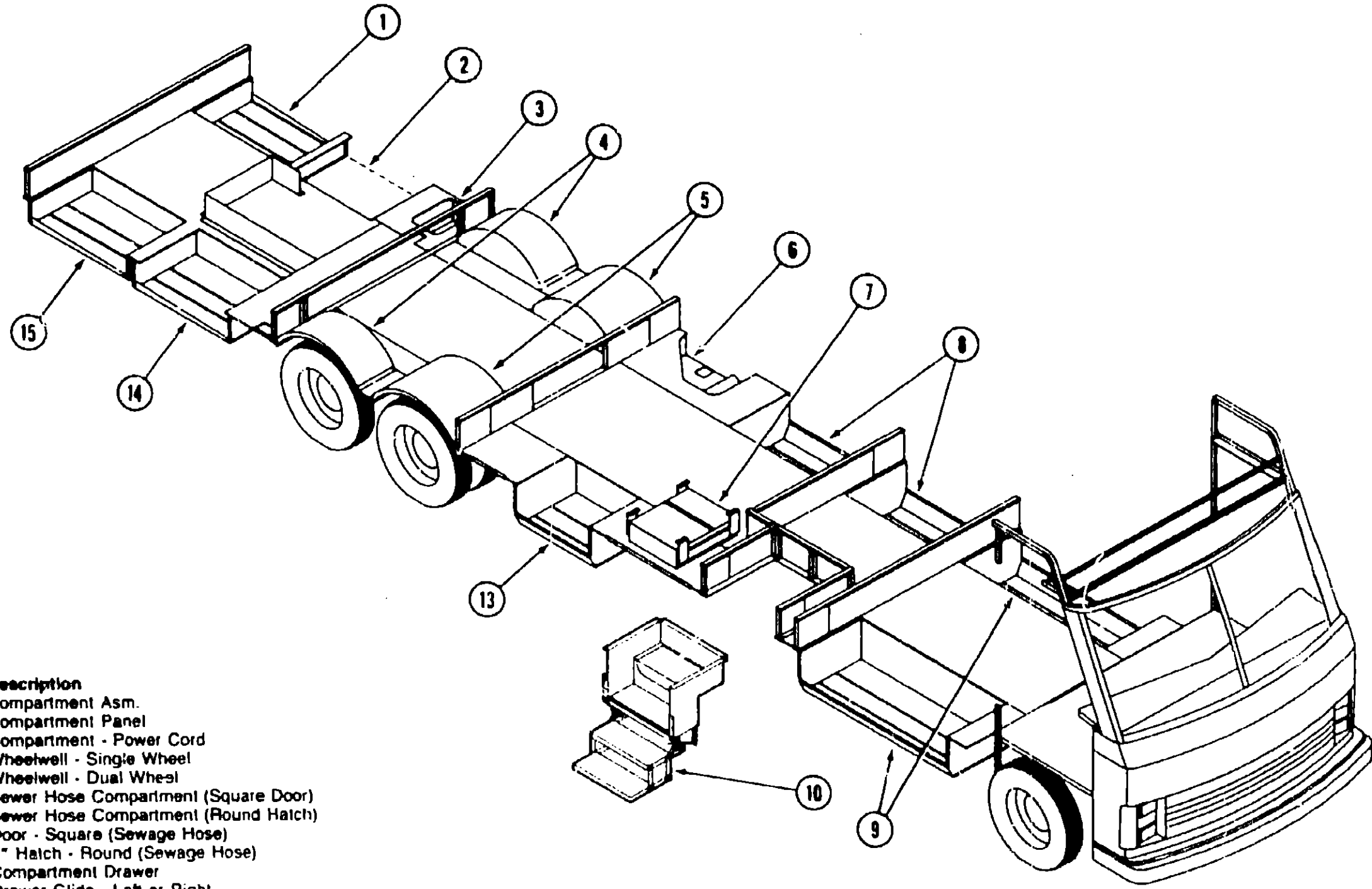
1990 ITASCA TABLE OF CONTENTS

INTRODUCTION	A-01 - A-02
ABBREVIATIONS	A-03
ALPHABETICAL/GROUP REFERENCE	A-04 - A-06
ICM27RQ	A-07 - E-15
IKM40RQ	E-17 - I-22

1990 IKM40RQ INDEX

Floor Plan	E-17 - E-18
Accessories Group	E-19 - E-22
Bath Group	E-23 - F-02
Bedroom Group	F-03 - F-05
Chassis Group	F-06 - F-15
Curtain, Cushion & Pad Group	F-16 - G-03
Dinette Group	G-04 - G-06
Driver's Compartment Group	G-07 - G-10
Electrical Group	G-11 - G-15
Exterior Body Group	G-16 - G-24
Galley Group	H-01 - H-06
Heating & Air Conditioning Group	H-07 - H-09
Interior Finish Group	H-10 - H-11
Labels Group	H-12 - H-20
LP Group	H-21
Lounge Group	H-22 - H-23
Sealants & Fasteners Group	H-24 - I-01
Water & Sewage Group	I-02 - I-04
Window, Vent & Exterior Door Group	I-05 - I-22

CHASSIS GROUP (CONTINUED) **WHEELWELLS & LUGGAGE COMPARTMENTS**



Key	Part Number	U/M	Description
1	088015-04-000	EA	Compartment Asm.
2	093313-02-000	EA	Compartment Panel
3	088580-01-000	EA	Compartment - Power Cord
4	087883-02-000	EA	Wheelwell - Single Wheel
5	087883-01-000	EA	Wheelwell - Dual Wheel
6	089099-01-000	EA	Sewer Hose Compartment (Square Door)
6	089099-03-000	EA	Sewer Hose Compartment (Round Hatch)
	089098-01-000	EA	Door - Square (Sewage Hose)
	092887-03-000	EA	4" Hatch - Round (Sewage Hose)
7	M92486-01-000	EA	Compartment Drawer
	092914-01-000	EA	Drawer Glide - Left or Right
	093065-02-000	EA	Drawer Hinge
	074762-01-000	EA	Drawer Pull
	042442-01-000	EA	Twist Lock Asm.
8	081252-19-000	EA	Compartment Asm.
9	081252-27-000	EA	Compartment Asm.
10	094707-01-01A	EA	Step Asm. - Electric
13	081252-32-000	EA	Compartment Asm.
14	088015-05-000	EA	Compartment Asm.
15	088015-03-000	EA	Compartment Asm.
	093486-01-000	SY	Carpet - Luggage Compartment
	079368-01-000	FT	Bulb Seal

1990 ITASCA **TABLE OF CONTENTS**

INTRODUCTION	A-01 - A-02
ABBREVIATIONS	A-03
ALPHABETICAL/GROUP REFERENCE	A-04 - A-06
ICM27RQ	A-07 - E-15
IKM40RQ	E-17 - I-22

1990 IKM40RQ INDEX

Floor Plan	E-17 - E-18
Accessories Group	E-19 - E-22
Bath Group	E-23 - F-02
Bedroom Group	F-03 - F-05
Chassis Group	F-06 - F-15
Curtain, Cushion & Pad Group	F-16 - G-03
Cinette Group	G-04 - G-06
Driver's Compartment Group	G-07 - G-10
Electrical Group	G-11 - G-15
Exterior Body Group	G-16 - G-24
Galley Group	H-01 - H-06
Heating & Air Conditioning Group	H-07 - H-09
Interior Finish Group	H-10 - H-11
Label Group	H-12 - H-20
LP Group	I-21
Lounge Group	H-22 - I-23
Sealants & Fasteners Group	H-24 - I-01
Water & Sewage Group	I-02 - I-04
Window, Vent & Exterior Door Group	I-05 - I-22

CHASSIS GROUP (CONTINUED)

ELECTRIC ENTRANCE STEP

Key	Part Number	U/M	Description
	094707-01-01A	EA	Double Step Asm. - Electric
	094707-01-700	EA	Control Unit
	094707-01-701	EA	Electric Step Switch - Door Jamb
	094707-01-702	EA	Frame - Double Step
	091201-01-700	EA	Linkage Asm.
	091201-01-703	EA	Conversion Kit (Replaces old motor for new style)
	088746-01-701	EA	Motor Asm.
	088746-01-702	EA	Gear
	088746-01-703	EA	Motor Bearing Bracket
	088746-01-705	EA	Step Light
	088746-01-706	EA	Kill Switch

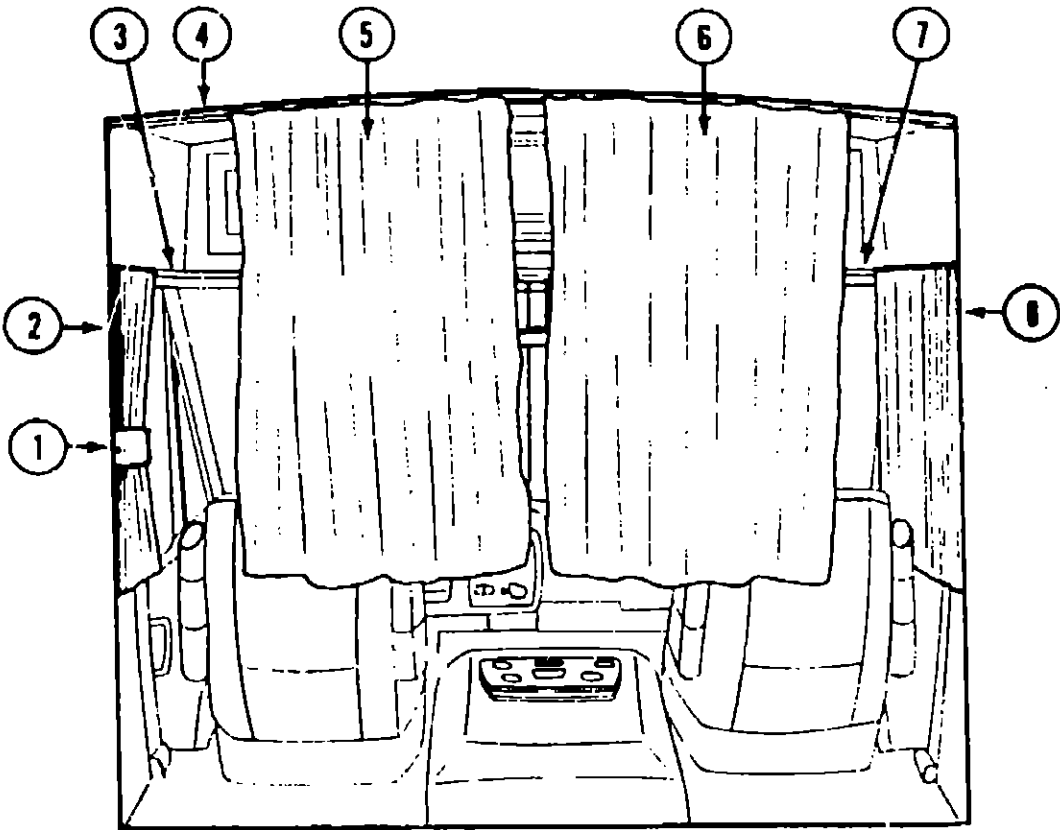
FOG LAMP & COMPONENTS

Key	Part Number	U/M	Description
	088747-03-000	EA	Lamp Asm. - Fog - Clear Lens
	088747-03-700	EA	Cover - Fog Lamp
	088747-03-701	EA	Bezel - Fog Light
	093162-01-000	EA	Bracket - Fog Lamp
	089305-02-000	EA	Switch - Fog Lamp
	007940-01-000	EA	Receptacle - Slide - 16 to 12 AWG Wire
	007942-01-000	EA	Tab - 18 to 14 AWG Wire
	010499-01-000	EA	Clamp - Closed - 3/8" I.D.
	063910-01-000	EA	Housing - Relay
	063912-02-000	EA	Relay - Canister - SPDT - w/Resistor
	093654-02-000	EA	Circuit Breaker - 15 Amp.

MISCELLANEOUS

Key	Part Number	U/M	Description
	062401-01-000	EA	Clamp - Hose - Wormgear - .81" ID to 1.75" ID
	062401-02-000	EA	Clamp - Hose - Wormgear - 1.56" ID to 2.5" ID
	062401-03-000	EA	Clamp - Hose - Wormgear - .22" ID to 1" ID
	062401-04-000	EA	Clamp - Hose - Wormgear - .69" ID to 1.25" ID
	062401-05-000	EA	Clamp - Hose - Wormgear - 2" ID to 3" ID
	062401-06-000	EA	Clamp - Hose - Wormgear - .22" ID - .62" ID
	010497-01-000	EA	Clamp - Close - 5/8" ID
	010499-01-000	EA	Clamp - Close - 3/8" ID
	007161-01-000	EA	Clamp - Hose - Spring Type 112
	010495-01-000	EA	Clamp - Cable - 9/16" ID
	023146-01-000	EA	Clamp - Screw Type - 4"
	007125-03-000	EA	Clamp Asm. - Muffler - 1.5" Dia.
	007125-06-000	EA	Clamp Asm. - Muffler - 2.25" Dia.
	007125-07-000	EA	Clamp Asm. - Muffler - 2.50" Dia.
	053322-04-000	EA	Heat Shield - Exhaust
	071656-01-000	EA	Cover - Radiator - Rear
	017516-01-000	EA	Mud Flaps w/Holes - 14" x 18" - Black
	063977-08-000	EA	Step Asm. - Driver Door
	051377-01-000	EA	Valve Stem Asm. - TR500
	095012-01-000	EA	Extension - Valve Stem - Dual Wheels
	086273-01-000	EA	Relay - Battery Disconnect
	072342-07-000	EA	Condenser Asm.

CURTAIN, CUSHION & PAD GROUP



FRONT CURTAINS & ACCESSORIES

Key	Part Number	U/M	Description
1	073260-40-AE4	EA	Tieback - 10" x 18" - Left or Right Side
1	073260-40-AE2	EA	Tieback - 10" x 18" - Left or Right Side (AE5)
2	097994-01-AE4	EA	Curtain Asm. - Front Wraparound - 36" x 78"
2	097994-01-AF2	EA	Curtain Asm. - Front Wraparound - 36" x 78" (AE5)
3	098223-02-AB1	EA	Front Wraparound Track - Driver Side
4	091904-01-000	FT	Track - Blackout Curtain
5	093452-02-AE4	EA	Blackout Curtain - Driver Side - 48" x 50"
5	093452-02-AA4	EA	Blackout Curtain - Driver Side - 48" x 50" (AE5)
6	093452-01-AE4	EA	Blackout Curtain - Passenger Side - 48" x 50"
6	093452-01-AA4	EA	Blackout Curtain - Passenger Side - 48" x 50" (AE5)
7	099223-01-AB1	EA	Front Wraparound Track - Passenger Side
8	097994-01-AE4	EA	Curtain Asm. - Front Wraparound - 36" x 78"
8	097994-01-AF2	EA	Curtain Asm. - Front Wraparound - 36" x 78" (AE5)
	088792-02-000	YD	Velcro - 3/4" Loop - Adhesive Back
	048344-02-000	YD	Velcro - 3/4" Hook - Adhesive Back
	072333-74-000	YD	Curtain Fabric (AE4)
	072333-71-000	YD	Curtain Fabric (AE5)

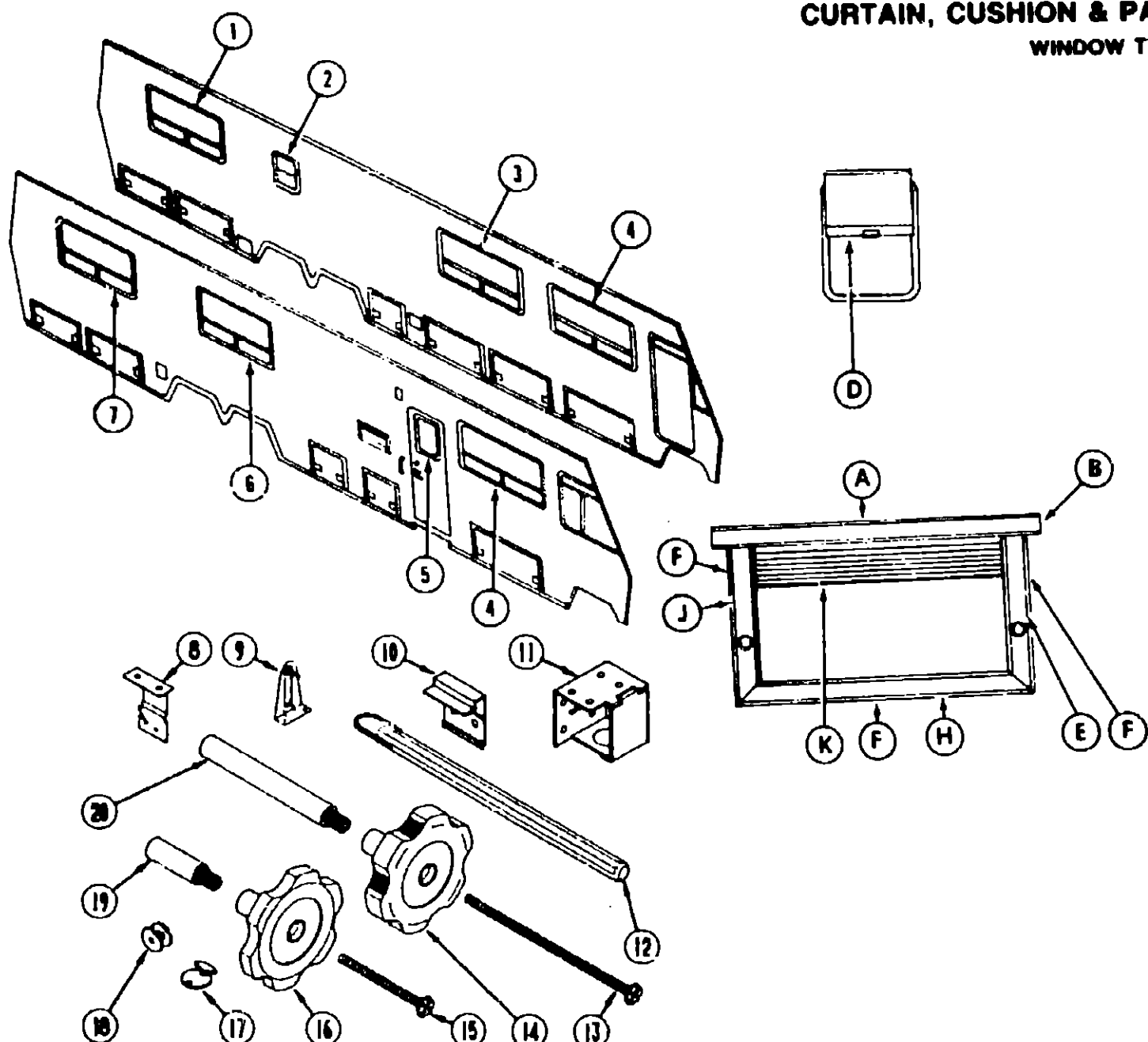
1990 ITASCA
TABLE OF CONTENTS

INTRODUCTION	A-01 - A-02
ABBREVIATIONS	A-03
ALPHABETICAL/GROUP REFERENCE	A-04 - A-06
IKM27RQ	A-07 - E-15
IKM40RQ	E-17 - I-22

1990 IKM40RQ INDEX

Floor Plan	E-17 - E-18
Accessories Group	E-19 - E-22
Bath Group	E-23 - F-02
Bedroom Group	F-03 - F-05
Chassis Group	F-06 - F-15
Curtain, Cushion & Pad Group	F-16 - G-03
Dinette Group	G-04 - G-06
Driver's Compartment Group	G-07 - G-10
Electrical Group	G-11 - G-15
Exterior Body Group	C-16 - G-24
Galley Group	H-01 - H-06
Heating & Air Conditioning Group	H-07 - H-09
Interior Finish Group	H-10 - H-11
Labels Group	H-12 - H-20
LP Group	H-21
Lounge Group	H-22 - H-23
Sealants & Fasteners Group	H-24 - I-01
Water & Sewage Group	I-02 - I-04
Window, Vent & Exterior Door Group	I-05 - I-22

CURTAIN, CUSHION & PAD GROUP (CONTINUED)
WINDOW TREATMENT



Key	Part Number	U/M	Description
1A	M03947-05-Y15	EA	Valance Cabinet Asm. - Top
1B	094328-08-AE4	EA	Valance Pad - Top - Gathered
1B	094328-08-AE5	EA	Valance Pad - Top - Gathered
1F	M03947-06-Y15	EA	Valance Cabinet Asm. - Sides & Bottom
1E	094327-25-AE4	EA	Valance Pad - Right - Gathered
1E	094327-25-AE5	EA	Valance Pad - Right - Gathered
1H	094327-22-AE4	EA	Valance Pad - Bottom - Gathered
1H	094327-22-AE5	EA	Valance Pad - Bottom - Gathered
1J	094327-26-AE4	EA	Valance Pad - Left - Gathered
1J	094327-26-AE5	EA	Valance Pad - Left - Gathered
1K	096803-04-AB4	EA	Blind - Day/Nighter - 49.5" x 33" Drop (AB5)
2A	M03896-43-Y15	EA	Valance Cabinet Asm. - Top
2B	094328-08-AE4	EA	Valance Pad - Top - Gathered
2B	094328-08-AE5	EA	Valance Pad - Top - Gathered
2K	093478-10-02A	EA	Mini Blind - 19" x 28.5" Drop (AE4)
2K	093478-10-02A	EA	Mini Blind - 19" x 28.5" Drop (AE5)
3F	094313-01-Y15	EA	Valance Cabinet Asm. - Sides
3EJ	094327-04-AE4	EA	Valance Pad - Right or Left
3EJ	094327-04-AE5	EA	Valance Pad - Right or Left
3K	093428-05-02A	EA	Mini Blind - 57" x 36" Drop (AE1)
3K	093475-19-02A	EA	Mini Blind - 57" x 36" Drop (AE5)

Key	Part Number	U/M	Description
4A	M03947-01-Y15	EA	Valance Cabinet Asm. - Top
4B	093428-01-AE4	EA	Valance Pad - Top
4B	093428-01-AE5	EA	Valance Pad - Top
4F	M03497-02-Y15	EA	Valance Cabinet Asm. - Sides & Bottom
4E	093427-01-AE4	EA	Valance Pad - Right
4E	093427-01-AE5	EA	Valance Pad - Right
4H	094327-02-AE4	EA	Valance Pad - Bottom
4H	094327-02-AE5	EA	Valance Pad - Bottom
4J	094327-13-AE4	EA	Valance Pad - Left
4J	094327-13-AE5	EA	Valance Pad - Left
4K	093478-07-02A	EA	Mini Blind 57.5" x 32" Drop (AE4)
4K	093475-21-01A	EA	Mini Blind - 57.5" x 32" Drop (AE5)
5D	084755-57-AB6	EA	Shade Asm. - 27.25"
5	087253-01-000	EA	Shade Pull
5	048394-02-000	YD	Velcro - Hook Tape
5	088792-02-000	YD	Velcro - Loop Tape
6A	M03947-03-Y15	EA	Valance Cabinet Asm. - Top
6B	094328-08-AE4	EA	Valance Pad - Top - Gathered
6B	094328-08-AB5	EA	Valance Pad - Top - Gathered (AE5)
6F	M03947-04-Y15	EA	Valance Cabinet Asm. - Sides & Bottom
6E	094327-23-AE4	EA	Valance Pad - Right - Gathered
6E	094327-23-AB5	EA	Valance Pad - Right - Gathered (AE5)
6H	094327-22-AE4	EA	Valance Pad - Bottom - Gathered
6H	094327-22-AB5	EA	Valance Pad - Bottom - Gathered (AE5)
6J	094327-24-AE4	EA	Valance Pad - Left - Gathered
6J	094327-24-AB5	EA	Valance Pad - Left - Gathered
6K	096803-05-AF2	EA	Blind - Day/Nighter - 51" x 33" Drop (AE4)
6K	096803-05-AB4	EA	Blind - Day/Nighter - 51" x 33" Drop (AE5)
7A	M03947-03-Y15	EA	Valance Cabinet Asm. - Top
7B	094328-08-AE4	EA	Valance Pad - Top - Gathered
7B	094328-08-AE5	EA	Valance Pad - Top - Gathered
7F	M03947-04-Y15	EA	Valance Cabinet Asm. - Sides & Bottom
7E	094327-23-AE4	EA	Valance Pad - Right - Gathered
7E	094327-23-AE5	EA	Valance Pad - Right - Gathered
7H	094327-22-AE4	EA	Valance Pad - Bottom - Gathered
7H	094327-22-AE5	EA	Valance Pad - Bottom - Gathered
7J	094327-24-AE4	EA	Valance Pad - Left - Gathered
7J	094327-24-AE5	EA	Valance Pad - Left - Gathered
7K	096803-05-AB4	EA	Blind - Day/Nighter - 51" x 33" Drop (AB5)
	088273-43-000	YD	Window Valance Fabric (Windows 1, 2, 6, 7) (AB4, AB5)
	096008-38-000	YD	Window Valance Fabric (Windows 3, 4, 5) (AB4)
	096008-36-000	YD	Window Valance Fabric (Windows 3, 4, 5) (AB5)
8	084434-01-000	EA	Roller Shade Bracket
9	095591-01-000	EA	Hold Down Bracket - Blind
10	097565-01-000	EA	Blind Mounting Bracket - Right or Left Side (Bedroom)
11	083170-01-000	EA	Blind Mounting Bracket - Right Side (Shown) Clear Plastic
	093170-02-000	EA	Blind Mounting Bracket - Left Side - Clear Plastic
12	093475-01-700	EA	Wand w/Metal Clip - 8"
13	089371-01-000	EA	Screw - Window Knob
14	067052-02-000	EA	Window Knob - Beige
15	009439-07-000	EA	Screw - Window Knob - Black
16	009439-05-000	EA	Window Knob - Black
17	102555-01-000	EA	Cord Cleat - Blind
18	097592-01-000	EA	Hold Down Adjuster - Blind
19	009439-06-000	EA	Extension - Window Knob - Black
20	090025-01-000	EA	Extension - Window Knob - Black

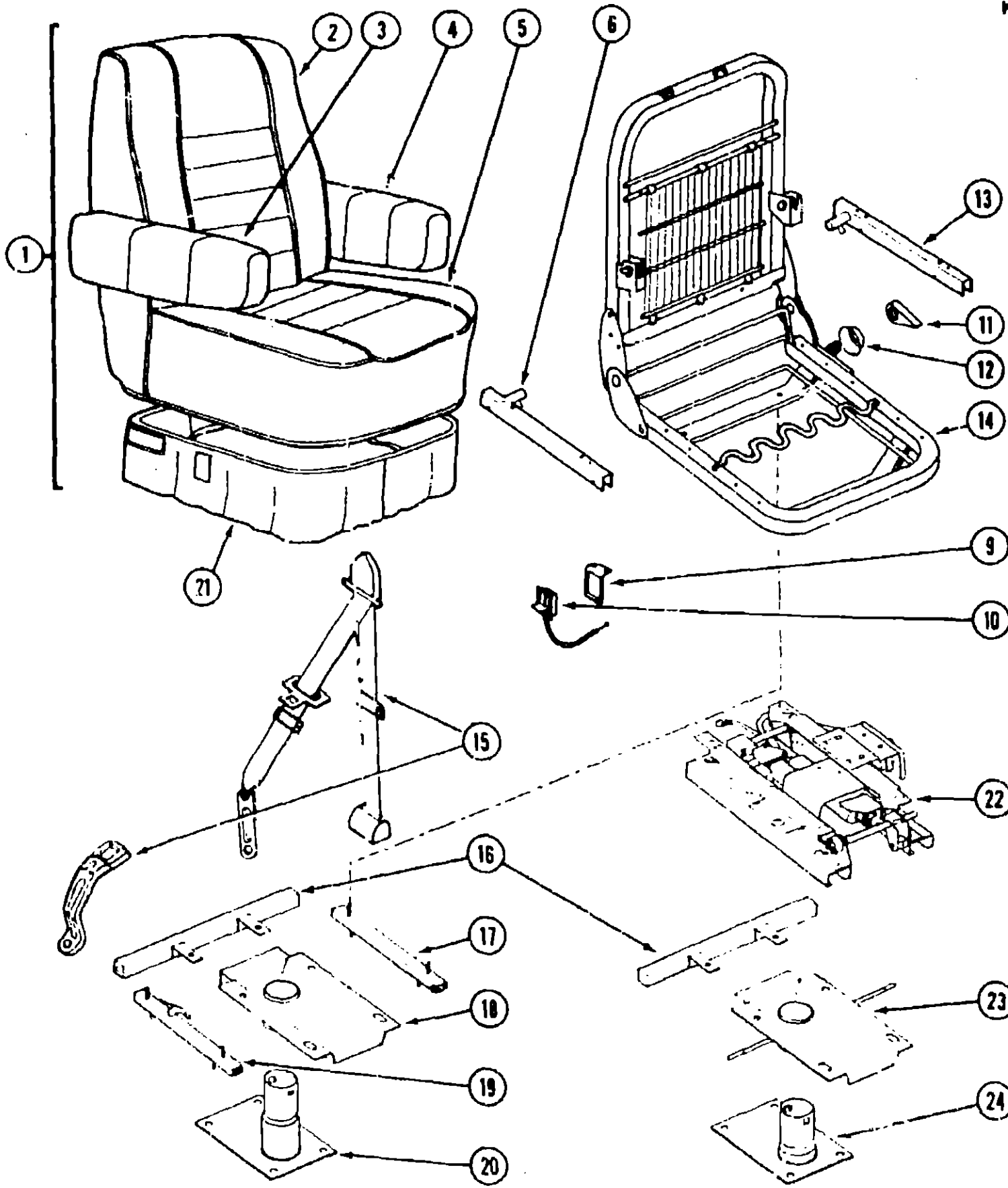
1990 ITASCA
TABLE OF CONTENTS

INTRODUCTION	A-01 - A-02
ABBREVIATIONS	A-03
ALPHABETICAL/GROUP REFERENCE	A-04 - A-06
ICKM27RQ	A-07 - E-15
ICKM40RQ	E-17 - I-22

1990 IKM40RQ INDEX

Floor Plan	E-17 - E-18
Accessories Group	E-19 - E-22
Bath Group	E-23 - F-02
Bedroom Group	F-03 - F-05
Chassis Group	F-06 - F-15
Curtain, Cushion & Pad Group	F-16 - G-03
Dinette Group	G-04 - G-06
Driver's Compartment Group	G-07 - G-10
Electrical Group	G-11 - G-15
Exterior Body Group	G-16 - G-24
Galley Group	H-01 - H-06
Heating & Air Conditioning Group	H-07 - H-09
Interior Finish Group	H-10 - H-11
Labels Group	H-12 - H-20
LP Group	H-21
Lounge Group	H-22 - H-23
Sealants & Fasteners Group	H-24 - I-01
Water & Sewage Group	I-02 - I-04
Window, Vent & Exterior Door Group	I-05 - I-22

CURTAIN, CUSHION & PAD GROUP (CONTINUED)
BUCKET SEAT ASM.



Key	Part Number	U/M	Description
1	093459-10-AE4	EA	Seat Asm. - w/Arm & Headrest - w/o Skirt (Driver or Passenger)
1	093459-10-AE5	EA	Seat Asm. - w/Arm & Headrest - w/o Skirt (Driver or Passenger)
2	M03445-10-AE4	EA	Cover Asm. - Seat Back
2	M03445-10-AE5	EA	Cover Asm. - Seat Back
3	080243-34-AB4	EA	Armrest Asm. - Right Hand (AE4)
3	080243-34-AE5	EA	Armrest Asm. - Right Hand
3	M08243-34-AB4	EA	Armrest Cover - Right Hand (AE4)
3	M80243-34-AE5	EA	Armrest Cover - Right Hand
4	080243-35-AB4	EA	Armrest Asm. - Left Hand (AE4)
4	080243-35-AE5	EA	Armrest Asm. - Left Hand
4	M80243-35-AB4	EA	Armrest Asm. - Cover - Left Hand (AE4)
4	M80243-35-AE5	EA	Armrest Asm. - Cover - Left Hand
5	M03445-09-AE4	EA	Cover Asm. - Seat Bottom
5	M03445-09-AE5	EA	Cover Asm. - Seat Bottom
6	081268-01-000	EA	Armrest Frame Asm. - Right Hand
9	097683-01-000	EA	Mounting Bracket
10	089368-04-000	EA	Remote Control Cable
11	080730-03-000	EA	Recliner Lever
12	080730-05-000	EA	Shield - Recliner Lever
13	081268-02-000	EA	Armrest Frame Asm. - Left Hand
14	M80906-01-000	EA	Seat Frame Asm.
15	091990-01-01A	EA	Seat Belt
16	069585-29-000	EA	Seat Belt Bar
17	069246-02-000	EA	Seat Slide w/o Lock
18	093481-03-000	EA	Top Plate
19	069246-01-000	EA	Seat Slide w/Lock
20	069585-08-000	EA	Seat Base
21	071126-24-AB4	EA	Skirt Asm. (AE4)
21	071126-24-AD1	EA	Skirt Asm. (AE5)
	096008-32-000	YD	Bucket Seat Fabric (AE4)
	096008-30-000	YD	Bucket Seat Fabric (AE5)

POWER SEAT OPTION (63M)

Key	Part Number	U/M	Description
21	071126-26-AB4	EA	Skirt Asm. - Power Seat (AE4)
21	071126-26-AC3	EA	Skirt Asm. - Power Seat (AE5)
22	081373-01-000	EA	Power Control - 6 Way
23	069585-36-000	EA	Top Plate (6 Way Power Seat)
24	069585-37-000	EA	Seat Base (6 Way Power Seat)
	081591-04-000	EA	Wire Asm. - 6 Way Power Seat

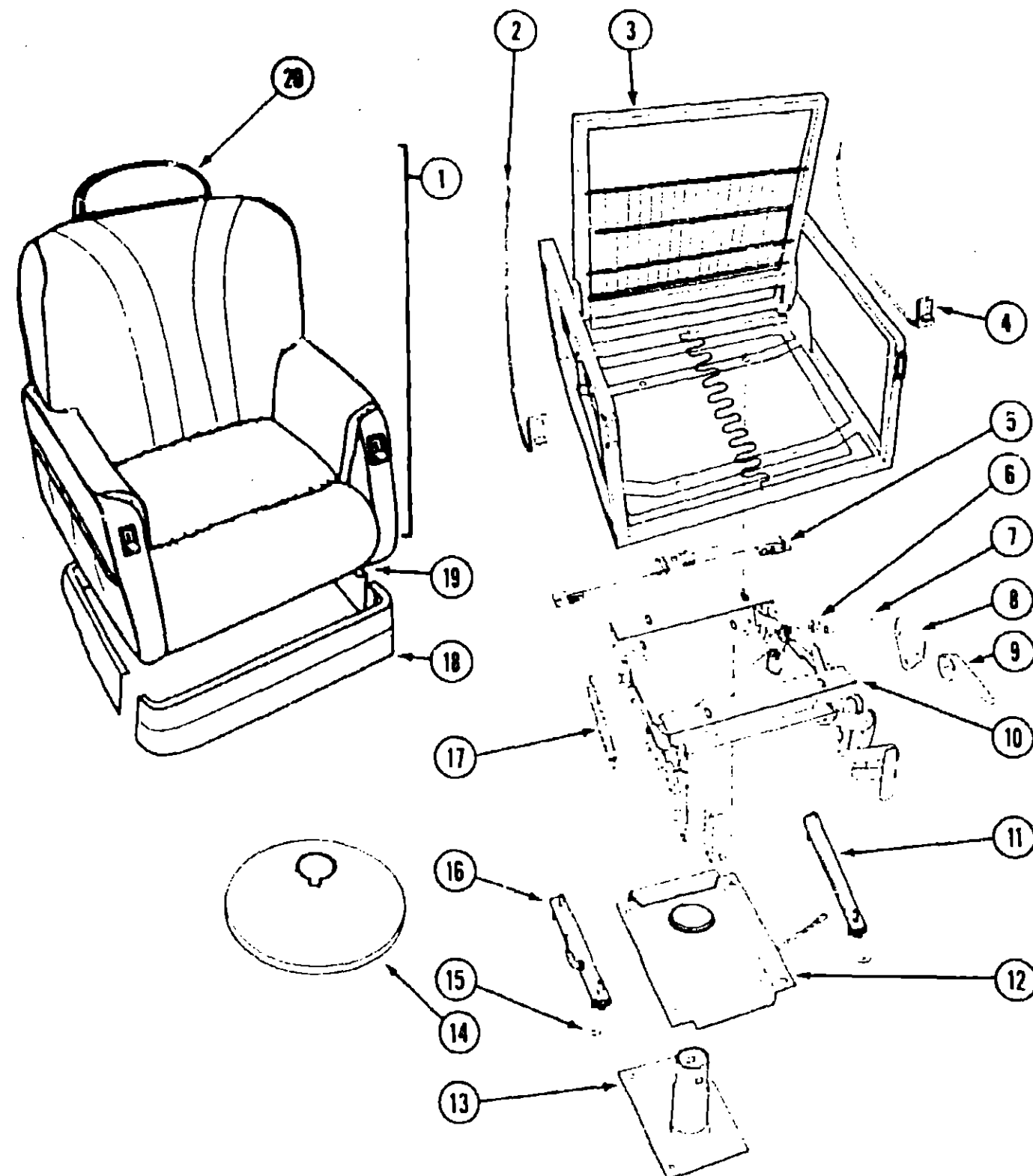
1990 ITASCA
TABLE OF CONTENTS

INTRODUCTION	A-01 - A-02
ABBREVIATIONS	A-03
ALPHABETICAL/GROUP REFERENCE	A-04 - A-06
ICM27RQ	A-07 - E-15
IKM40RQ	E-17 - I-22

1990 IKM40RQ INDEX

Floor Plan	E-17 - E-18
Accessories Group	E-19 - E-22
Bath Group	E-23 - F-02
Bedroom Group	F-03 - F-05
Chassis Group	F-06 - F-15
Curtain, Cushion & Pad Group	F-16 - G-03
Dinette Group	G-04 - G-06
Driver's Compartment Group	G-07 - G-10
Electrical Group	G-11 - G-15
Exterior Body Group	C-16 - G-24
Galley Group	H-01 - H-06
Heating & Air Conditioning Group	H-07 - H-09
Interior Finish Group	H-10 - H-11
Labels Group	H-12 - H-20
LP Group	H-21
Lounge Group	H-22 - H-23
Sealants & Fasteners Group	H-24 - I-01
Water & Sewage Group	I-02 - I-04
Window, Vent & Exterior Door Group	I-05 - I-22

CURTAIN, CUSHION & PAD GROUP (CONTINUED) **SWIVEL CHAIR**



Key	Part Number	U/M	Description
1	093463-08-AE4	EA	Swivel Chair Asm. w/Footrest - w/Headrest - w/o Skirt
1	093463-07-AE5	EA	Swivel Chair Asm. w/Footrest - w/Headrest - w/o Skirt
1	M93463-08-AE4	EA	Cover - Swivel Chair
1	M93463-07-AE5	EA	Cover - Swivel Chair
2	069368-02-000	EA	Remote Cable Asm. - Recline
3	069368-01-000	EA	Frame Asm.
4	069368-03-000	EA	Remote Cable Asm. - Slide Control
5	007021-01-000	EA	Seat Belt Asm.
6	093484-02-700	EA	Clamp - Torsion Bar
7	093484-02-701	EA	Torsion Bar
8	093484-02-702	EA	Torsion Bar Support
9	093484-02-703	EA	Handle - Footrest
10	093484-01-000	EA	Footrest Recliner Asm.
11	069246-02-000	EA	Seat Slide Asm. w/o Lock
12	093481-03-000	EA	Seat Top Plate
13	093481-01-000	EA	Seat Base
14	093482-01-000	EA	Seat Base Cover
15	007221-01-000	EA	Washer - Coned
16	069246-05-000	EA	Seat Slide Asm. - w/Lock
17	093484-02-704	EA	Spring
18	M94599-01-AE4	EA	Footrest Cover
18	M94599-01-AE5	EA	Footrest Cover
19	089032-07-AE4	EA	Skirt Asm.
19	089032-08-AE5	EA	Skirt Asm.
	096008-14-000	YD	Chair Fabric - Main Upholstery (AE4)
	096008-32-000	EA	Chair Fabric - Plain Accent Upholstery (AE4)
	096008-10-000	YD	Chair Fabric (AE5)
	096008-30-000	YD	Headrest - Fabric (AE5)
20	097754-01-AE4	EA	Headrest Asm.
20	097754-01-AE5	EA	Headrest Asm.
20	M97754-01-AE4	EA	Cover Asm. Headrest
20	M97754-01-AE5	EA	Cover Asm. Headrest
	089368-11-000	EA	Frame - Headrest
	091313-01-000	EA	Grommet
	081172-01-000	EA	Trim - Headrest - Black

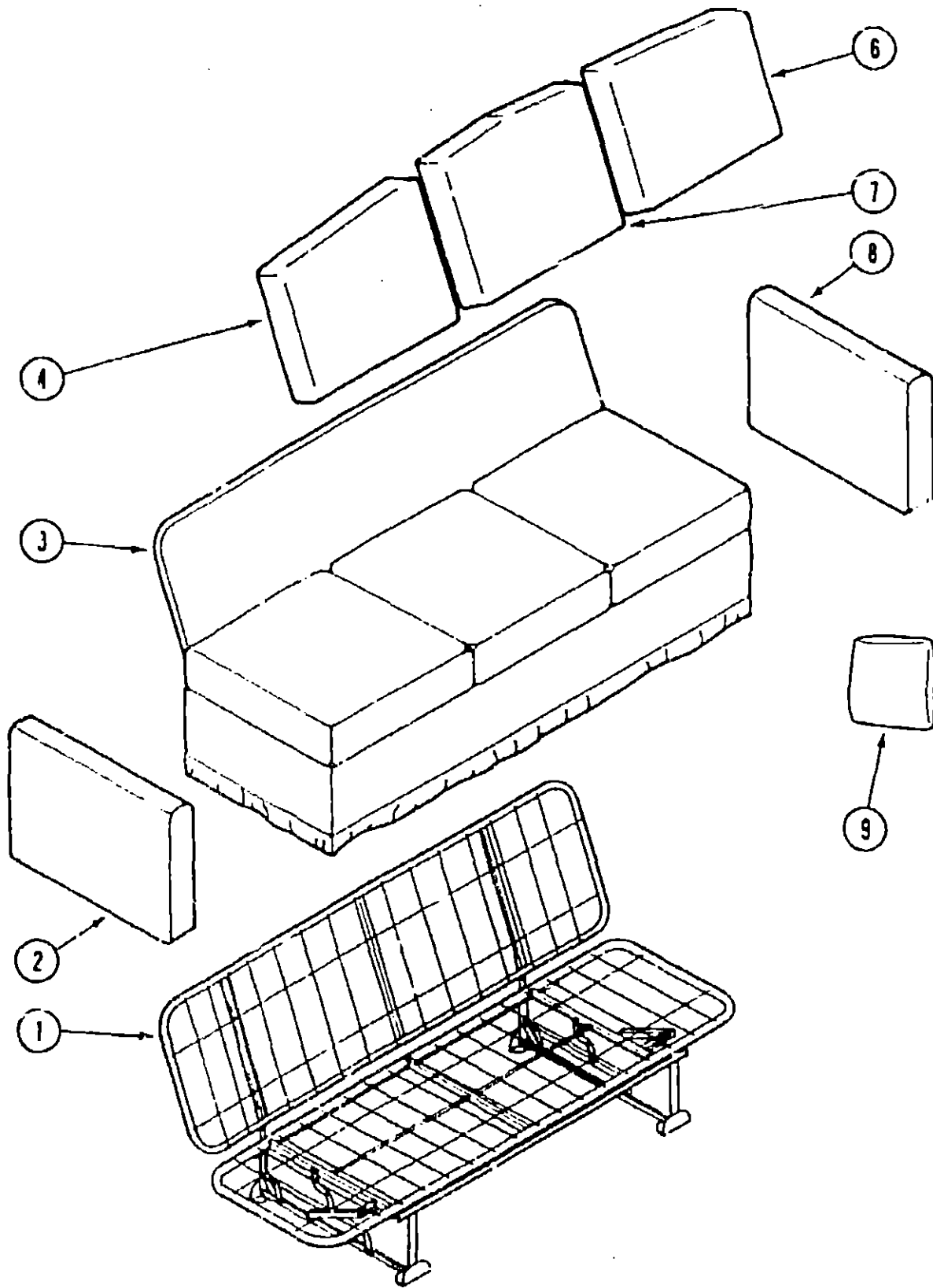
1990 ITASCA **TABLE OF CONTENTS**

INTRODUCTION	A-01 - A-02
ABBREVIATIONS	A-03
ALPHABETICAL/GROUP REFERENCE	A-04 - A-06
ICM27RQ	A-07 - E-15
IKM40RQ	E-17 - I-22

1990 IKM40RQ INDEX

Floor Plan	E-17 - E-18
Accessories Group	E-19 - E-22
Bath Group	E-23 - F-02
Bedroom Group	F-03 - F-05
Chassis Group	F-06 - F-15
Curtain, Cushion & Pad Group	F-16 - G-03
Dinette Group	G-04 - G-06
Driver's Compartment Group	G-07 - G-10
Electrical Group	G-11 - G-15
Exterior Body Group	C-16 - G-24
Galley Group	H-01 - H-06
Heating & Air Conditioning Group	H-07 - H-09
Interior Finish Group	H-10 - H-11
Labels Group	H-12 - H-20
LP Group	H-21
Lounge Group	H-22 - H-23
Sealants & Fasteners Group	H-24 - I-01
Water & Sewage Group	I-02 - I-04
Window, Vent & Exterior Door Group	I-05 - I-22

CURTAIN, CUSHION & PAD GROUP (CONTINUED)
SOFA BED LOUNGER



Key	Part Number	U/M	Description
1	079386-04-000	EA	Frame Asm. - Sofa Bed
2	097993-03-AE4	EA	Arm Asm.
2	097993-03-AE5	EA	Arm Asm.
2	M97993-03-AE4	EA	Arm Cover
2	M97993-03-AE5	EA	Arm Cover
3	097986-01-AE4	EA	Sofa Bed Asm.
3	097986-01-AE5	EA	Sofa Bed Asm.
3	M97986-01-AE4	EA	Sofa Bed Cover
3	M97986-01-AE5	EA	Sofa Bed Cover
4	097992-01-AE4	EA	Cushion Asm.
4	097992-01-AE5	EA	Cushion Asm.
4	M97992-01-AE4	EA	Cushion Cover
4	M97992-01-AE5	EA	Cushion Cover
6	097992-02-AE4	EA	Cushion Asm.
6	097992-02-AE5	EA	Cushion Asm.
6	M97992-02-AE4	EA	Cushion Cover
6	M97992-02-AE5	EA	Cushion Cover
7	097992-03-AE4	EA	Cushion Asm.
7	097992-03-AE5	EA	Cushion Asm.
7	M97992-03-AE4	EA	Cushion Cover
7	M97992-03-AE5	EA	Cushion Cover
8	097993-04-AE4	EA	Arm Asm.
8	097533-04-AE5	EA	Arm Asm.
8	M97993-04-AE4	EA	Arm Cover
8	M97993-04-AE5	EA	Arm Cover
9	085060-13-AE4	EA	Throw Pillow
9	085060-13-AE5	EA	Throw Pillow
	096008-14-000	YD	Sofa Fabric (AE4)
	096008-10-000	YD	Sofa Fabric (AE5)

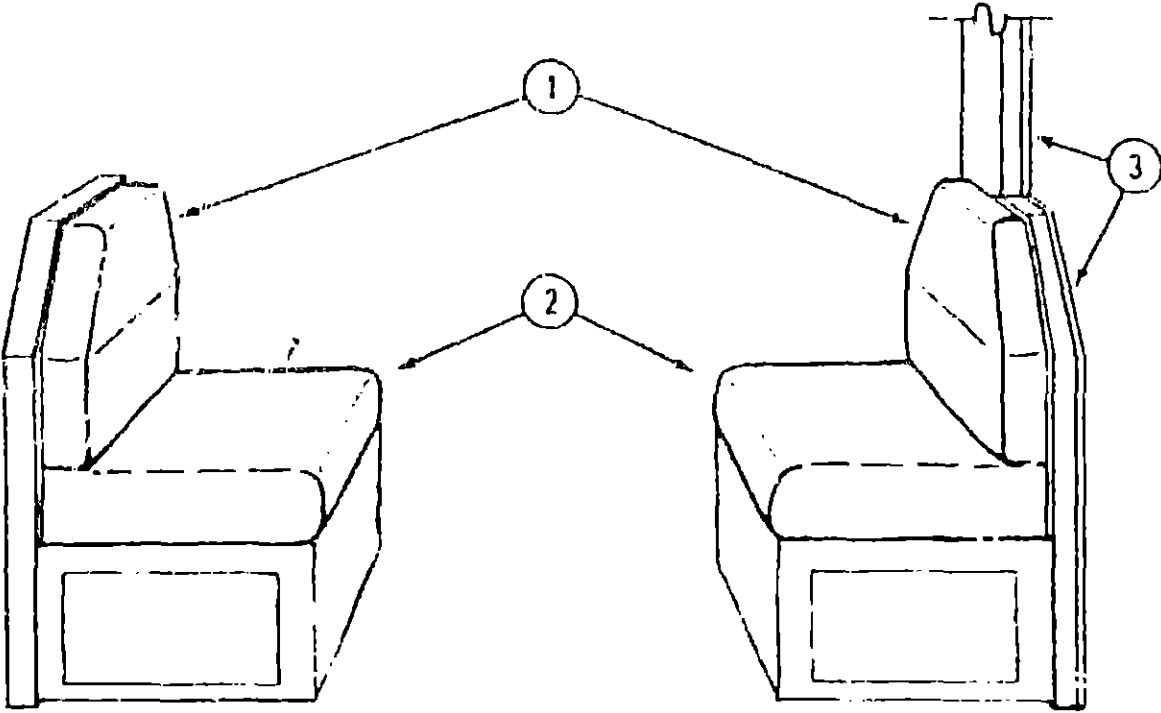
1990 ITASCA
TABLE OF CONTENTS

INTRODUCTION	A-01 - A-02
ABBREVIATIONS	A-03
ALPHABETICAL/GROUP REFERENCE	A-04 - A-06
ICM27RQ	A-07 - E-15
IKM40RQ	E-17 - I-22

1990 IKM40RQ INDEX

Floor Plan	E-17 - E-18
Accessories Group	E-19 - E-22
Bath Group	E-23 - F-02
Bedroom Group	F-03 - F-05
Chassis Group	F-06 - F-15
Curtain, Cushion & Pad Group	F-16 - G-03
Dinette Group	G-04 - G-06
Driver's Compartment Group	G-07 - G-10
Electrical Group	G-11 - G-15
Exterior Body Group	C-16 - G-24
Galley Group	H-01 - H-06
Heating & Air Conditioning Group	H-07 - H-09
Interior Finish Group	H-10 - H-11
Labels Group	H-12 - H-20
LP Group	H-21
Lounge Group	H-22 - H-23
Sealants & Fasteners Group	H-24 - I-01
Water & Sewage Group	I-02 - I-04
Window, Vent & Exterior Door Group	I-05 - I-22

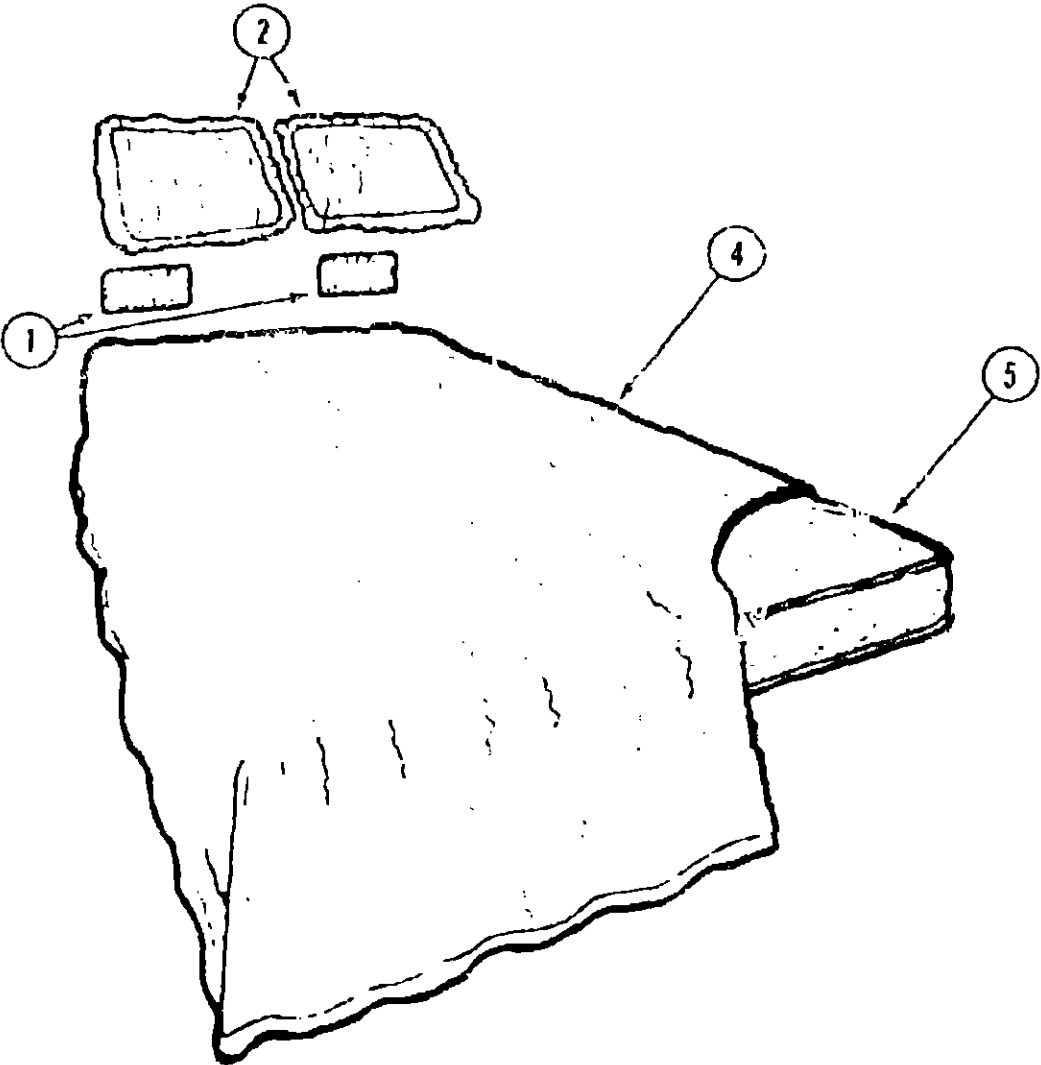
CURTAIN, CUSHION & PAD GROUP (CONTINUED)



DINETTE CUSHION

Key	Part Number	U/M	Description
1	088927-50-AE4	EA	Cushion Asm. - Dinette Back - 13 1/2" x 38" x 5"
1	088927-64-AE4	EA	Cushion Asm. - Dinette Back - 15" x 38" x 5"
1	088927-50-AE5	EA	Cushion Asm. - Dinette Back - 13 1/2" x 38" x 5"
1	088927-64-AE5	EA	Cushion Asm. - Dinette Back - 15" x 38" x 5"
1	M88927-50-AE4	EA	Cushion Cover Asm. - Dinette Back
1	M88927-64-AE5	EA	Cushion Cover Asm. - Dinette Back
1	M88927-50-AE5	EA	Cushion Cover Asm. - Dinette Back
1	M88927-64-AE5	EA	Cushion Cover Asm. - Dinette Back
2	088927-51-AE4	EA	Cushion Asm. - Dinette Bottom
2	088927-51-AE5	EA	Cushion Asm. - Dinette Bottom
2	M88927-51-AE4	EA	Cushion Cover Asm. - Dinette Bottom
2	M88927-51-AE5	EA	Cushion Cover Asm. - Dinette Bottom
3	094323-01-AB4	EA	Pad Asm. - Dinette Back Wall (AE4)
3	094323-01-AE5	EA	Pad Asm. - Dinette Back Wall
	096008-32-000	YD	Fabric - Back Wall (AE4)
	096008-30-000	YD	Fabric - Back Wall (AE5)
	096008-33-000	YD	Dinette Fabric (AE4)
	096008-27-000	YD	Dinette Fabric (AE5)

CURTAIN, CUSHION & PAD GROUP (CONTINUED)



QUEEN BED

Key	Part Number	U/M	Description
1	095056-03-AE4	EA	Headboard Trim Insert
1	095056-03-AE5	EA	Headboard Trim Insert
2	081997-05-AE4	EA	Pillow Sham Cover
2	081997-05-AE5	EA	Pillow Sham Cover
4	092371-04-AE4	EA	Fitted Bedspread - w/Ruffle
4	092371-04-AE5	EA	Fitted Bedspread - w/Ruffle
5	098176-05-000	EA	Innerspring Mattress

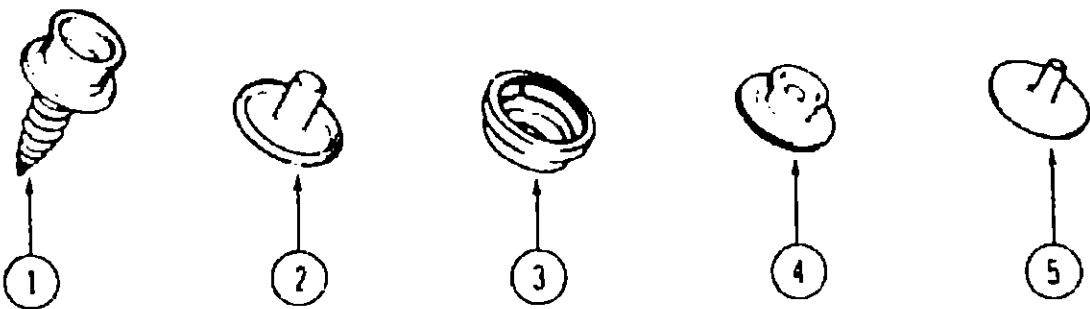
1990 ITASCA
TABLE OF CONTENTS

INTRODUCTION	A-01 - A-02
ABBREVIATIONS	A-03
ALPHABETICAL/GROUP REFERENCE	A-04 - A-06
ICM27RQ	A-07 - E-15
IKM40RQ	E-17 - I-22

1990 IKM40RQ INDEX

Floor Plan	E-17 - E-18
Accessories Group	E-19 - E-22
Bath Group	E-23 - F-02
Bedroom Group	F-03 - F-05
Chassis Group	F-06 - F-15
Curtain, Cushion & Pad Group	F-16 - G-03
Dinette Group	G-04 - G-06
Driver's Compartment Group	G-07 - G-10
Electrical Group	G-11 - G-15
Exterior Body Group	C-16 - G-24
Galley Group	H-01 - H-06
Heating & Air Conditioning Group	H-07 - H-09
Interior Finish Group	H-10 - H-11
Labels Group	H-12 - H-20
LP Group	H-21
Lounge Group	H-22 - H-23
Sealants & Fasteners Group	H-24 - I-01
Water & Sewage Group	I-02 - I-04
Window, Vent & Exterior Door Group	I-05 - I-22

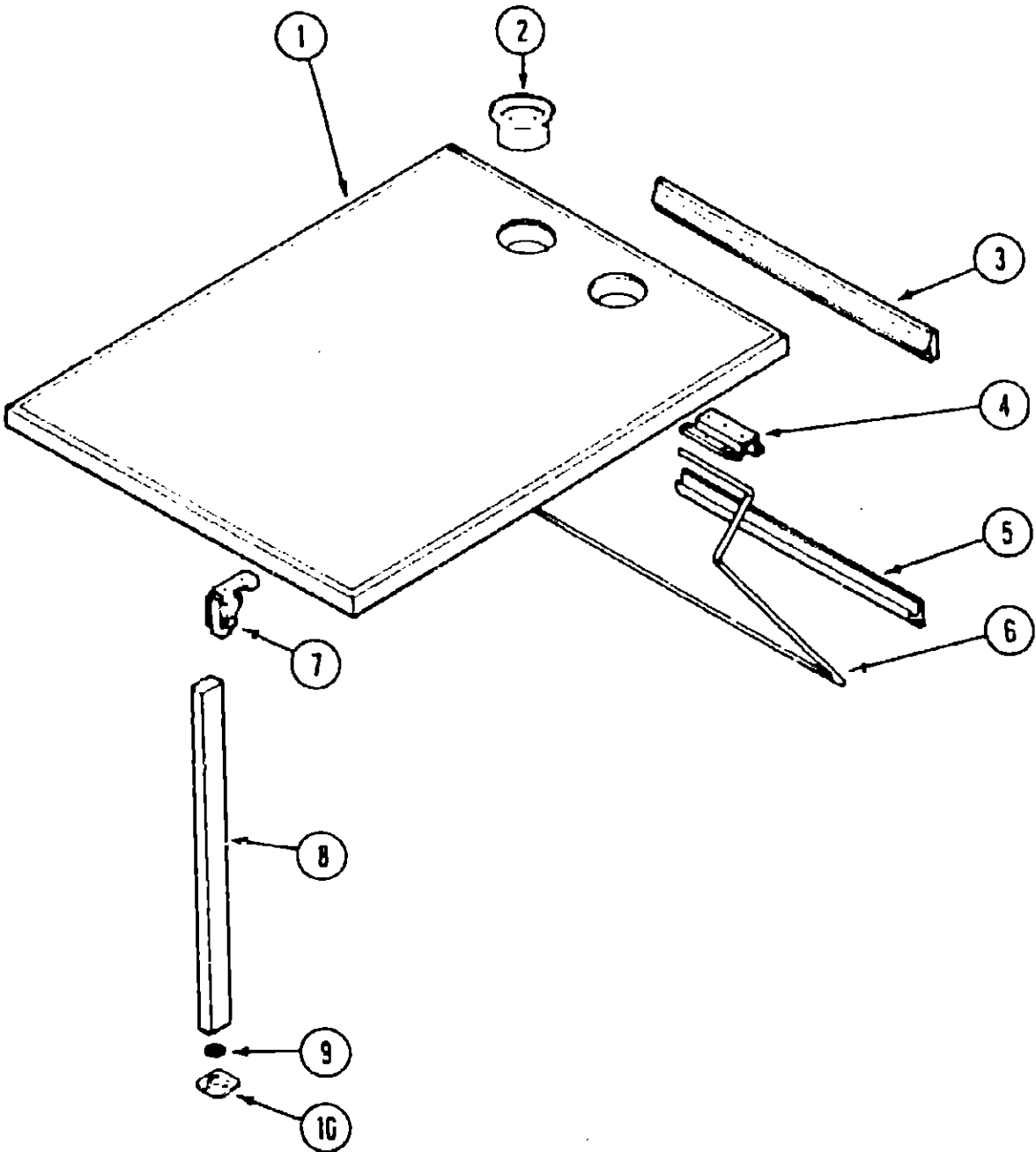
CURTAIN, CUSHION & PAD GROUP (CONTINUED)



MISCELLANEOUS

Key	Part Number	U/M	Description
1	029130-01-000	EA	Socket - Snap Fastener - 7 x 5/8"
2	029155-01-000	EA	Cap - Snap
3	029156-01-000	EA	Socket - Snap Fastener
4	029092-01-000	EA	Stud - Nickel Finish
5	029093-01-000	EA	Eyelet - Nickel Finish
	078245-01-000	EA	Boot - Steering Column
	029094-04-000	YD	Velcro Tape - Loop - 1" - Black
	029096-03-000	YD	Velcro Tape - Hook - 1" - Black

DINETTE GROUP



DINETTE TABLE

Key	Part Number	U/M	Description
1	M92743-01-AB4	EA	Table Top Asm. - Dinette - w/o Hardware
	004354-01-000	EA	Hubber Bumper
	076325-19-000	EA	Molding - Edge Band - Almond
2	064781-05-000	EA	Cup Holder - Beige
3	053200-05-000	EA	Bracket - Upper Wall Mount - 23.5" - Beige
4	088410-01-000	A	Bracket - Table Mount - Beige
5	024281-07-000	EA	Bracket - Lower Wall Mount - 22.2" - Beige
6	024275-05-000	EA	Rod - Table Lift - 8" x 23.5" - Beige
7	093550-01-000	EA	Bracket - Table Leg - Folding
8	092707-01-01A	EA	Table Leg - Regal Oak
9	092593-01-04A	EA	Catch - Table Leg - Tan Beige
10	049493-10-000	EA	Floor Catch - Table Leg - Tan
	000G11-10-12R	ER	Screw - 10 - 16 x 3/4" PPH - Beige
	074498-33-000	EA	Plastic Laminate - Almond

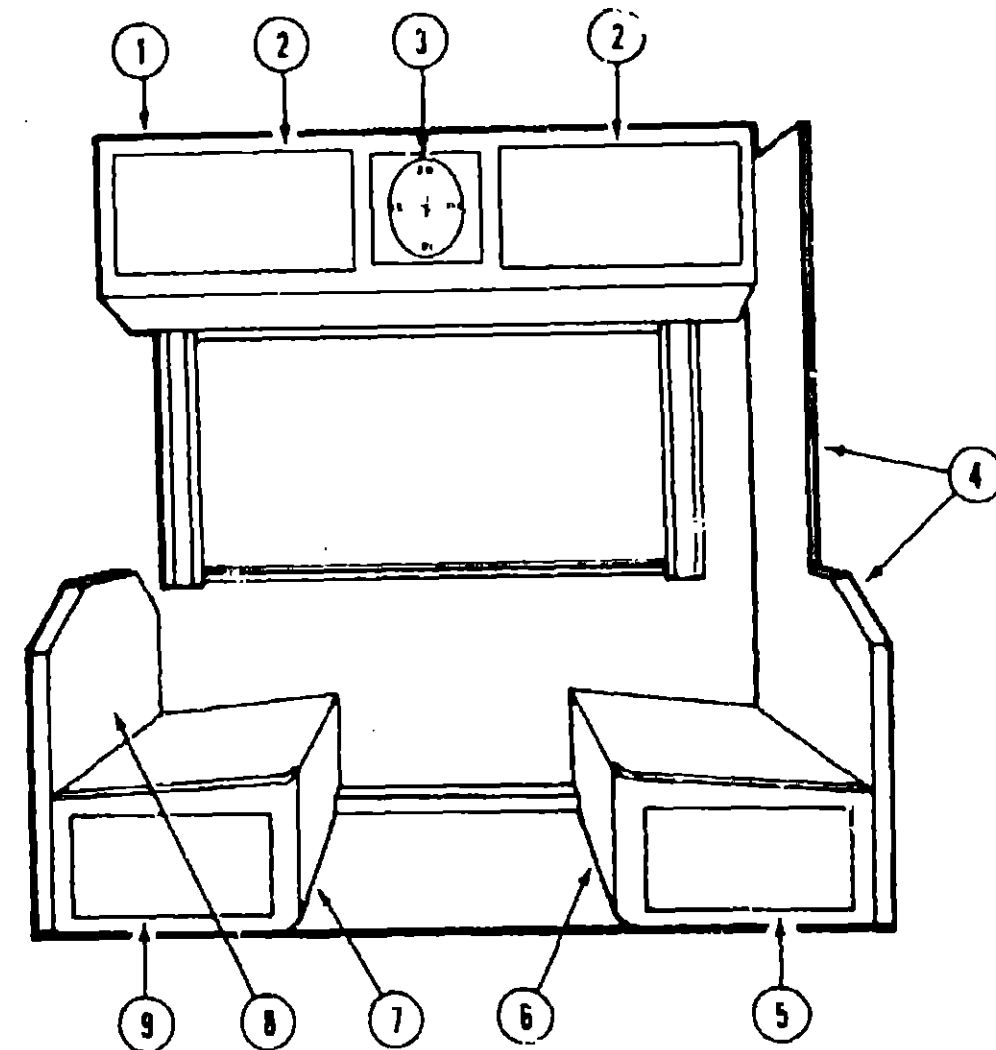
1990 ITASCA
TABLE OF CONTENTS

INTRODUCTION	A-01 - A-02
ABBREVIATIONS	A-03
ALPHABETICAL/GROUP REFERENCE	A-04 - A-06
ICM27RQ	A-07 - E-15
IKM40RQ	E-17 - I-22

1990 IKM40RQ INDEX

Floor Plan	E-17 - E-18
Accessories Group	E-19 - E-22
Bath Group	E-23 - F-02
Bedroom Group	F-03 - F-05
Chassis Group	F-06 - F-15
Curtain, Cushion & Pad Group	F-16 - G-03
Dinette Group	G-04 - G-06
Driver's Compartment Group	G-07 - G-10
Electrical Group	G-11 - G-15
Exterior Body Group	C-1E - G-24
Galley Group	H-01 - H-06
Heating & Air Conditioning Group	H-07 - H-09
Interior Finish Group	H-10 - H-11
Labels Group	H-12 - H-20
LP Group	H-21
Lounge Group	H-22 - H-23
Sealants & Fasteners Group	H-24 - I-01
Water & Sewage Group	I-02 - I-04
Window, Vent & Exterior Door Group	I-05 - I-22

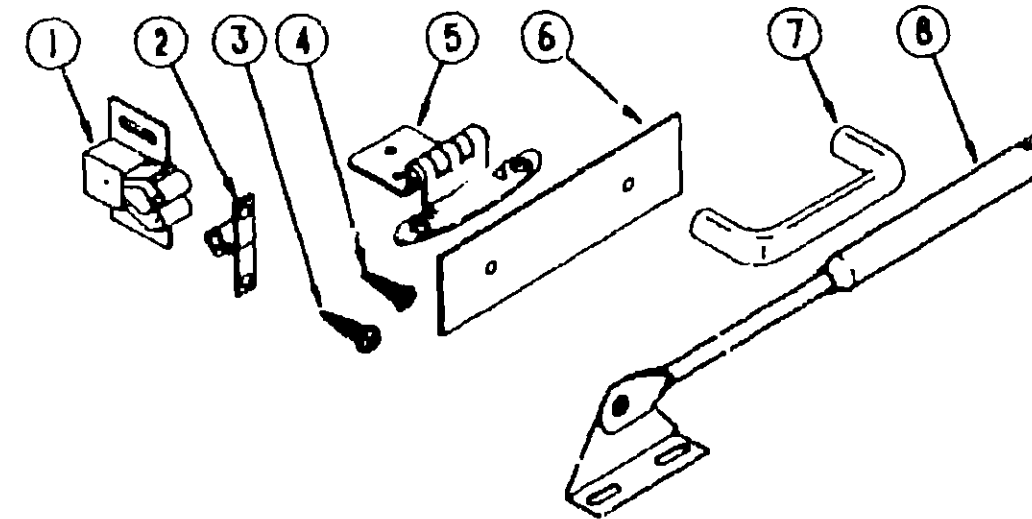
DINETTE GROUP (CONTINUED)



DINETTE CABINTRY

Key	Part Number	U/M	Description
1	M99245-01-AB4	EA	Cabinet Asm. - Overhead w/o Doors
2	M97028-06-AB4	EA	Door Asm. - w/o Hardware
3	100793-01-01A	EA	Clock - 10" x 10"
	101333-01-000	EA	Backplate - Wall Clock
4	M03907-01-Y15	EA	Dinette Seat Back Asm.
5	M88304-40-Y15	EA	Door Asm. - w/o Hardware
6	M03906-01-Y15	EA	Dinette Seat Bottom Asm.
7	M03908-01-Y15	EA	Dinette Seat Bottom Asm.
8	M03909-01-Y15	EA	Dinette Seat Back Asm.
9	096355-01-Y15	EA	Door Asm. - w/Mesh Screen
	072369-19-000	EA	Mesh - Bronze
	092913-01-AB4	EA	Heat Duct Cover
	M99245-11-AB4	EA	End Cap - Overhead Cabinet

DINETTE GROUP (CONTINUED)



CABINET HARDWARE (DOORS & CABINETS)

Key	Part Number	U/M	Description
1	093586-03-000	EA	Roller Catch
2	093586-04-000	EA	Steel Strike
3	000G68-06-10G	EA	Screw - #6 - 18 x .625" POH - Antique Brass - Hinge to Door
4	000G13-06-10G	EA	Screw - #6 - 20 x .625 PFH - Antique Brass - Hinge to Cabinet
5	059777-02-000	EA	Hinge - Burnished Brass (Doors)
6	081376-01-000	EA	Brass Backplate
7	093579-01-000	EA	Pull Handle
8	074493-02-000	EA	Door Support

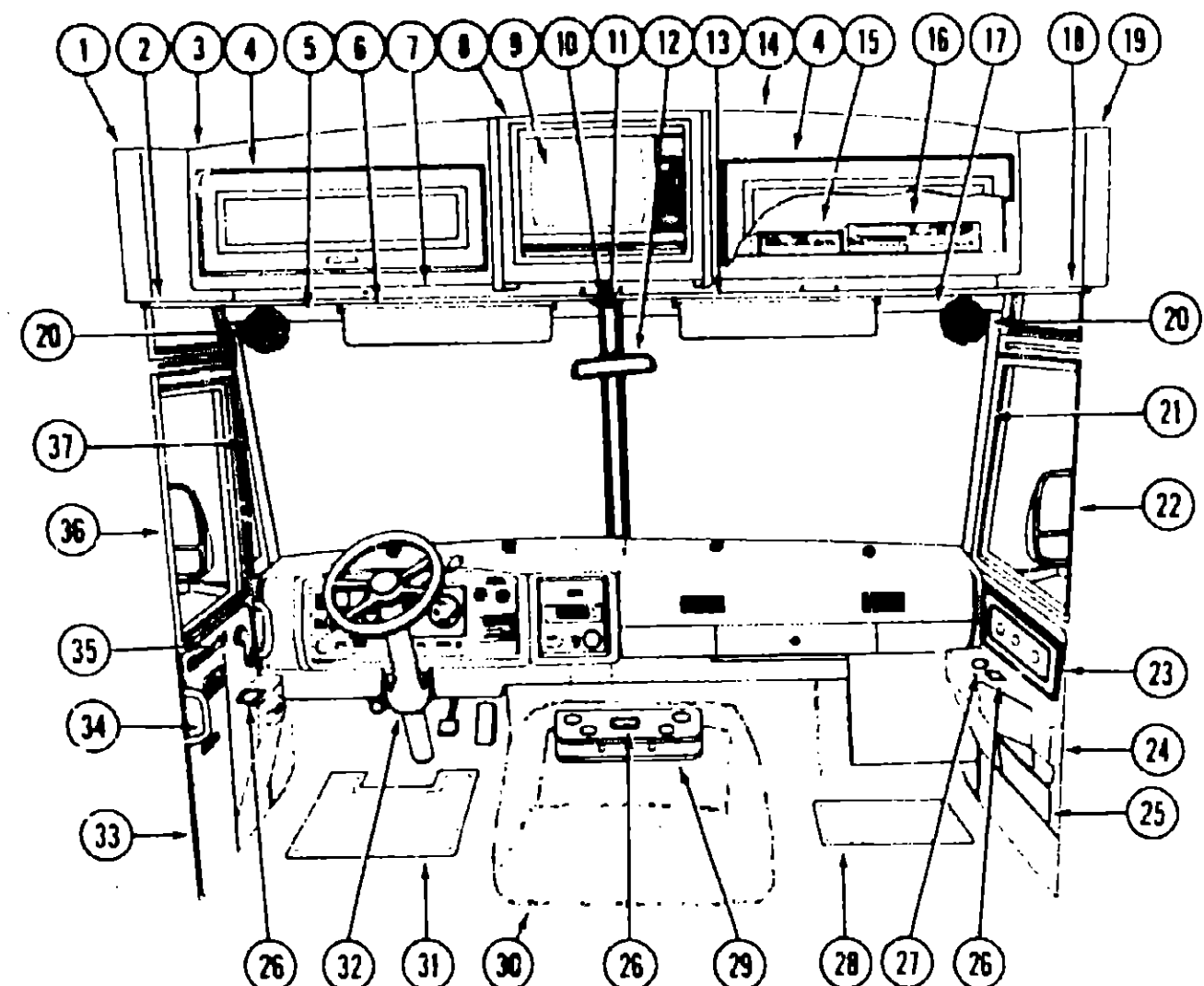
1990 ITASCA TABLE OF CONTENTS

INTRODUCTION	A-01 - A-02
ABBREVIATIONS	A-03
ALPHABETICAL/GROUP REFERENCE	A-04 - A-06
ICM27RQ	A-07 - E-15
IKM40RQ	E-17 - I-22

1990 IKM40RQ INDEX

Floor Plan	E-17 - E-18
Accessories Group	E-19 - E-22
Bath Group	E-23 - F-02
Bedroom Group	F-03 - F-05
Chassis Group	F-06 - F-15
Curtain, Cushion & Pad Group	F-16 - G-03
Dinette Group	G-04 - G-06
Driver's Compartment Group	G-07 - G-10
Electrical Group	G-11 - G-15
Exterior Body Group	C-16 - G-24
Galley Group	H-01 - H-06
Heating & Air Conditioning Group	H-07 - H-09
Interior Finish Group	H-10 - H-11
Labels Group	H-12 - H-20
LP Group	H-21
Lounge Group	H-22 - H-23
Sealants & Fasteners Group	H-24 - I-01
Water & Sewage Group	I-02 - I-04
Window, Vent & Exterior Door Group	I-05 - I-22

DRIVER'S COMPARTMENT GROUP
DRIVER'S COMPARTMENT COMPONENTS



Key	Part Number	U/M	Description
1	090383-02-Y15	EA	Pad Asm. - End Cap - Driver Side
2	099223-01-AB1	EA	Track - Front Wraparound Curtain - Driver Side
3	M04005-06-AB4	EA	Cabinet Asm. - Front Overhead - Driver Side
4	M97028-08-AC1	EA	Door Asm. - Front Overhead - Driver or Passenger Side - w/o Hardware
	000G13-06-10G	EA	Screw - 6 - 20 x .625" F.F.H. - Antique Brass
	000G68-06-10G	EA	Screw - 6 - 20 x .625" POH - Antique Brass
	059777-02-000	EA	Hinge - Antique - Light Brass
	093579-01-000	EA	Pull Cabinet - Chrome/Brass
	081376-01-000	EA	Backplate - Brass - Pull
	093586-03-000	EA	Roller Catch
	093586-04-000	EA	Steel Strike
	074493-02-000	EA	Sprung Door Support
5	078579-02-000	EA	Windshield Trim - Upper Driver Side - Light Oak - Inner
6	082286-05-X14	EA	Sunvisor Asm. - Driver Side
	007211-01-000	EA	Hinge - Sunvisor
	074012-01-000	EA	Clip - Sunvisor - Square Pinch On
7	089987-01-Y15	EA	Pad Asm. - Trim - Header - Upper
	078811-04-Y15	EA	Pad Asm. - Trim - Header - Lower
8	094685-01-AB4	EA	Cabinet Asm. - Center Front Overhead for TV
8	M94684-01-AB4	EA	Cabinet Asm. - Center Front Overhead - not for TV
	M88304-38-Y21	EA	Door Asm. - Center Front Overhead - w/o Hardware
9	091258-03-000	EA	TV - 13" Color - Remote - Sharp 13NM48
9	098447-01-000	EA	TV - 13" Color - Remote - Magnavox RX4029WA (USA)
9	098447-03-000	EA	TV - 13" Color - Remote - Magnavox RR1337W (USA)
9	098447-04-000	EA	TV - 13" Color - Remote - Magnavox RR130W (CSA)
	091258-03-700	EA	Remote (Sharp 13 RM59)
	098447-01-700	EA	Remote (Magnavox RX 4029WA)
	098447-03-700	EA	Remote (Magnavox RR1337W, RR1330W)
10	036280-01-000	EA	Light - 12 Volt - Surface Mount
	036280-01-700	EA	Bulb - 12 Volt - 6 Watt
11	079765-02-000	EA	Windshield Trim - Center - Light Oak - Inner
12	040714-01-000	EA	Mirror - Inside Rear View
13	082286-06-X14	EA	Sunvisor Asm. - Passenger - w/Mirror
	083153-01-000	EA	Mirror - Sunvisor - 3 1/2" x 7"
	085709-01-000	EA	Clip Asm. - Sunvisor - Black
14	M04005-07-AB4	EA	Cabinet Asm. - Front Overhead - Passenger Side
15	086757-03-000	EA	Control Center - Switch - Magnadyne VCS-6
16	091907-01-000	EA	VCR - VHS - Sharp VC2200
16	091907-02-000	EA	VCR - VHS - Sharp VC2208U
16	098446-01-000	EA	VCR - VHS - Magnavox VR9815AT
	091907-01-700	EA	Remote (Sharp VC2200)
	091907-02-700	EA	Remote (Sharp VC2208U)
	098446-01-700	EA	Remote (Magnavox VR9815AT)
17	078579-01-000	EA	Windshield Trim - Upper Passenger Side - Light Oak - Inner
18	099223-02-AB1	EA	Track - Front Wraparound Curtain - Passenger
19	090383-01-Y15	EA	Pad Asm. - End Cap - Passenger Side
20	036420-02-000	EA	Defroster Fan - 6" Dia. - 2 Speed (Option 36N)
21	079206-03-000	EA	Windshield Trim - Passenger Side - Beige - Inner
22	086260-01-000	EA	Mirror Asm. - w/Convex - Passenger Side
23	059414-06-000	EA	Pad Asm. - Passenger Sidewall - 3 Button
24	072811-01-000	EA	Side Panel - Passenger Sidewall - Plastic
25	059467-04-T03	EA	Pad Asm. - Map Pocket - Passenger Sidewall
26	046886-03-000	EA	Ash Tray - Chrome
27	064781-01-000	EA	Cup Holder - Chrome - Plastic
28	081202-02-000	EA	Passenger Floormat - "Itasca"
29	097151-01-AE1	EA	Beverage Tray - Oak - w/Tape Pockets
30	097552-01-000	EA	Motor Cover - w/o Carpet
	075564-01-000	EA	Mounting Bracket - Motor Cover
	039623-01-000	FT	Seal - Motor Cover
31	081201-02-000	EA	Driver Floormat - "Itasca"
32	078245-01-000	EA	Boot - Steering Column
33	082471-02-000	EA	Panel - Driver Door - Plastic
34	063886-06-000	EA	Assist Handle - Driver Entrance - Beige
35	061400-06-000	EA	Assist Strap - Driver Door - Sandstone 1600
36	096260-02-000	EA	Mirror Asm. - w/Convex - Left
37	079206-04-000	EA	Windshield Trim - Driver Side - Beige - Inner

*Include make and model number of TV or VCR when ordering this part.

1990 ITASCA
TABLE OF CONTENTS

INTRODUCTION	A-01 - A-02
ABBREVIATIONS	A-03
ALPHABETICAL/GROUP REFERENCE	A-04 - A-06
ICM27RQ	A-07 - E-15
IKM40RQ	E-17 - I-22

1990 IKM40RQ INDEX

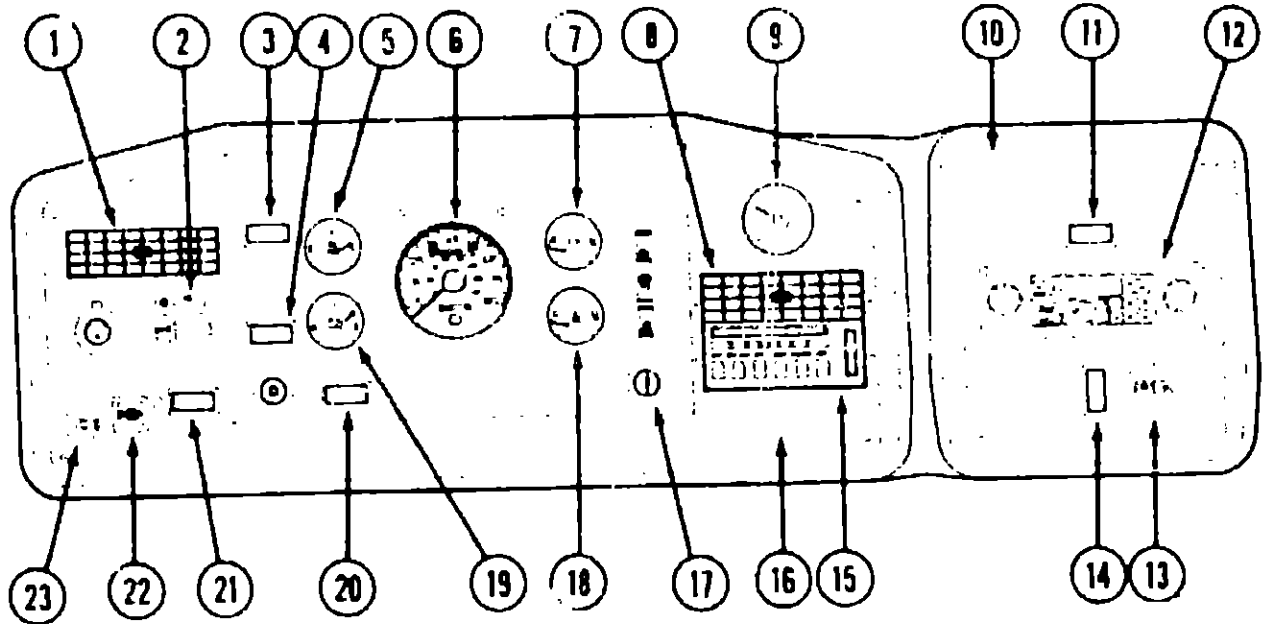
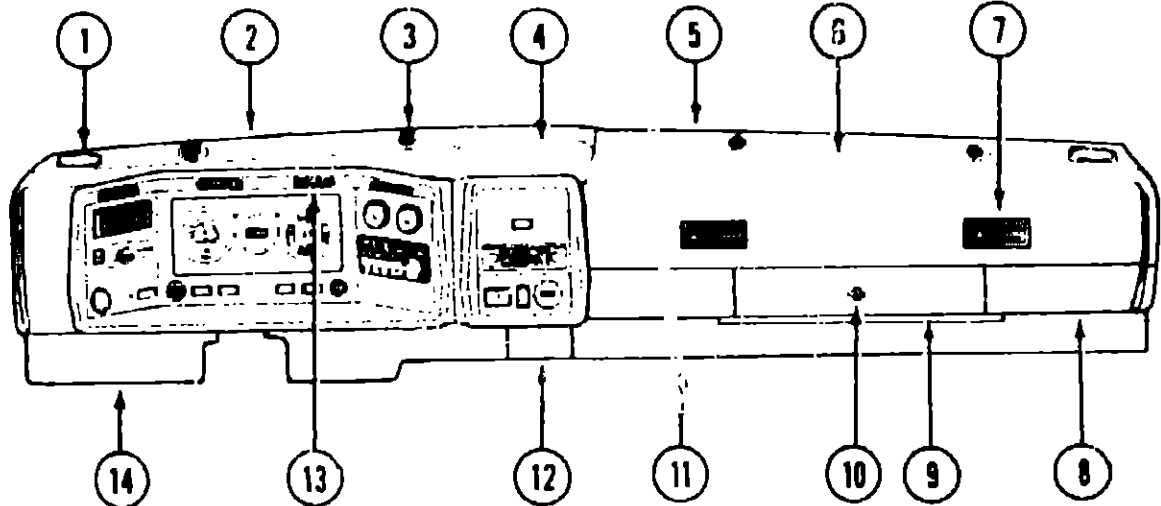
Floor Plan	E-17 - E-18
Accessories Group	E-19 - E-22
Bath Group	E-23 - F-02
Bedroom Group	F-03 - F-05
Chassis Group	F-06 - F-15
Curtain, Cushion & Pad Group	F-16 - G-03
Dinette Group	G-04 - G-06
Driver's Compartment Group	G-07 - G-10
Electrical Group	G-11 - G-15
Exterior Body Group	C-16 - G-24
Galley Group	H-01 - H-06
Heating & Air Conditioning Group	H-07 - H-09
Interior Finish Group	H-10 - H-11
Labels Group	H-12 - H-20
LP Group	H-21
Lounge Group	H-22 - H-23
Sealants & Fasteners Group	H-24 - I-01
Water & Sewage Group	I-02 - I-04
Window, Vent & Exterior Door Group	I-05 - I-22

DRIVER'S COMPARTMENT GROUP (CONTINUED)

DRIVER'S COMPARTMENT GROUP (CONTINUED)

1990 ITASCA
TABLE OF CONTENTS

INTRODUCTION	A-01 - A-02
ABBREVIATIONS	A-03
ALPHABETICAL/GROUP REFERENCE	A-04 - A-06
ICM27RQ	A-07 - F-15
IKM40RQ	F-17 - I-22



DASH PANEL COMPONENTS

Key	Part Number	U/M	Description
1	073741-06-010	EA	Speaker Grille - 4" x 6" Oval - Audiovox 136-1157
2	078582-02-000	EA	Pad Asm. - Dash - Front Driver - w/o Defroster Vent
3	024990-01-000	EA	Defroster Outlet - w/Swivel - 2"
4	079088-01-000	EA	Pad Asm. - Dash - Instrument Panel - Driver
5	078581-02-000	EA	Pad Asm. - Dash - Front Passenger - w/o Defroster Vent
6	079089-01-000	EA	Pad Asm. - Dash - Instrument Panel - Passenger
7	039044-01-000	EA	Louver Asm. - Air Conditioner - Adjustable Vent
8	023834-01-000	EA	Knee Kick
9	022219-01-000	EA	Glove Compartment Door
10	009118-01-000	EA	Twist Lock - Glove Compartment
	023892-01-000	EA	Glove Compartment Box - Black Fiberboard
	024598-01-000	EA	Glove Compartment Hinge
11	077307-03-000	EA	Instrument Panel Cover - Lower Right - Black
12	077309-01-000	EA	Access Panel - Lower Instrument Panel - Black
13	061424-01-000	EA	Light - 12 Volt - Rectangular
14	077368-02-000	EA	Instrument Panel Cover - Lower Left - Black
14	077368-04-000	EA	Instrument Panel Cover - Lower Left - Black (w/Spotlight)
14	077368-11-000	EA	Instrument Panel Cover - Lower Left - Black (w/Electric Mirror & Spotlight)

INSTRUMENT CLUSTER

Key	Part Number	U/M	Description
1	039044-01-000	EA	Louver Asm. - Air Conditioner - Adjustable Vent
2	087202-02-000	EA	Rear Auto Heater Switch - w/o Knob
	090977-01-000	EA	Knob - Rear Auto Heater Switch - Rotary
	084410-02-000	EA	Decal - Rear Auto Heater Switch - Rotary
3	090356-01-000	EA	Battery Mode Switch
4	024462-01-000	EA	Battery Condition Switch
5	090431-01-000	EA	Fuel Gauge
6	090434-01-000	EA	Speedometer
7	090433-01-000	EA	Oil Pressure Gauge
8	094831-01-741	EA	Dash Louver & Control Panel Trim
9	024460-04-000	EA	Vaccum/Fuel Economy Gauge
10	076006-27-000	EA	Bezel - Entertainment Center
11	093381-01-000	EA	Radio - Battery Selection Switch
12	097459-01-000	EA	Radio - AM/FM - Cassette - Digital Clock - Seek/Scan - Audiovox IM-DXA
12	097460-02-000	EA	Radio - AM/FM - Cassette - Digital Clock - Seek - Sony XR4147
13	031035-01-000	EA	Auxiliary Generator Hourmeter
14	024976-01-000	EA	Auxiliary Generator Start/Stop Switch
15	094831-01-732	EA	Heater/Air Conditioner Controls
16	085296-14-000	EA	Bezel - Instrument Panel
17	089294-01-000	EA	Cigarette Lighter
18	090432-01-000	EA	Coolant Temperature Gauge
19	024459-04-000	EA	Gauge Asm. - Voltmeter
20	089306-01-000	EA	Defroster Fan Switch
21	065963-04-000	EA	Auxiliary Battery Disconnect Switch
22	089305-02-000	EA	Fog Light Switch
23	087266-02-000	EA	Air Horn Switch

1990 IKM40RQ INDEX

Floor Plan	E-17 - E-18
Accessories Group	F-19 - E-22
Bath Group	E-23 - F-02
Bedroom Group	F-03 - F-05
Chassis Group	F-06 - F-15
Curtain, Cushion & Pad Group	F-16 - G-03
Dinette Group	G-04 - G-06
Driver's Compartment Group	G-07 - G-10
Electrical Group	G-11 - G-15
Exterior Body Group	C-16 - G-24
Galley Group	H-01 - H-06
Heating & Air Conditioning Group	H-07 - H-09
Interior Finish Group	H-10 - H-11
Labels Group	H-12 - H-20
LP Group	H-21
Lounge Group	H-22 - H-23
Sealants & Fasteners Group	H-24 - I-01
Water & Sewage Group	I-02 - I-04
Window, Vent & Exterior Door Group	I-05 - I-22

ELECTRICAL GROUP

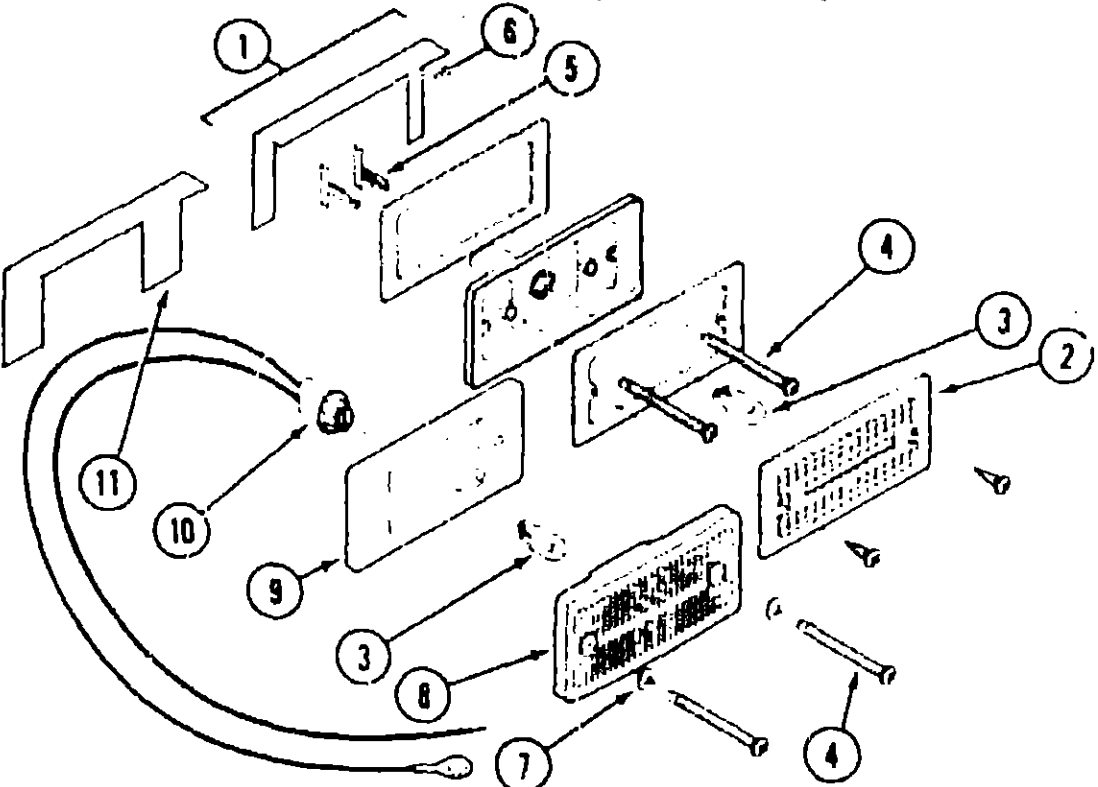
BULBS

Key	Part Number	U/M	Description
	008218-01-000	EA	Bulb - #1141 - Dome Light
	087479-01-000	EA	Bulb - #1076 - Wall Lamps
	091937-03-000	EA	Bulb - Fluorescent Light - Recessed
	078424-02-700	EA	Bulb - Fluorescent Light - Galley
	081633-01-700	EA	Bulb - Makeup Light
	086280-01-700	EA	Bulb - Surface Mount Light (Cab)
	088737-01-710	EA	Bulb - Microwave Oven
	092696-01-709	EA	Bulb - Range Hood
	084880-01-706	EA	Bulb - Refrigerator
	037935-01-000	EA	Bulb - #1157 - Tail Lamp Asm.
	036196-01-000	EA	Bulb - #1194 - Clearance & License Plate Lights
	008215-01-000	EA	Bulb - #1003 - Porch Light
	051057-01-705	EA	Bulb - Spotlight

INTERIOR LIGHTS & BULBS

Key	Part Number	U/M	Description
	098024-01-01A	EA	Light - Dome - Ivory - Single (USA)
	098024-02-01A	EA	Light - Dome - Ivory - Single (CSA)
	098024-03-01A	EA	Light - Dome - Ivory - Double (USA)
	098024-04-01A	EA	Light - Dome - Ivory - Double (CSA)
	098024-01-700	EA	Lens - Dome Light
	008218-01-000	EA	Bulb - 12 Volt - #1141 (Used For All Above)
	065202-11-000	EA	Wall Lamp - Brass/Chrome (USA)
	065201-07-000	EA	Lamp Shade - Wall Lamp - Parchment
	067479-01-000	EA	Bulb - 12 Volt - #1076 - Wall Lamps
	091937-04-000	EA	Fluorescent Light - 12 Volt - Recessed (Ceiling)
	091937-02-000	EA	Lens - Recessed - Fluorescent Light
	091937-03-000	EA	Bulb - Recessed - Fluorescent Light
	082169-01-000	EA	Makeup Light - 3 Bulb
	081633-01-700	EA	Bulb - Makeup Light
	086280-01-000	EA	Surface Mount Light - 12 Volt - Jensen 1236 (Cab)
	086280-01-700	EA	Bulb - Surface Mount Light
	061424-01-000	EA	Rectangular Light - Aisle & Instrument Panel
	092696-01-709	EA	Bulb - Range Hood
	084880-01-706	EA	Bulb - Refrigerator
	088737-01-710	EA	Bulb - Microwave Oven

ELECTRICAL GROUP (CONTINUED)



EXTERIOR LIGHTS & BULBS

Key	Part Number	U/M	Description
1	081250-01-000	EA	Clearance Light Asm. - Amber (w/o Bulb & Screws)
1	081250-02-000	EA	Clearance Light Asm. - Red (w/o Bulb & Screws)
2	081250-01-700	EA	Lens - Clearance Light - Amber
2	081250-02-700	EA	Lens - Clearance Light - Red
3	036196-01-000	EA	Bulb
4	000G39-08-24B	EA	Screw
5	079378-01-000	EA	Terminal
6	081437-01-000	EA	Bracket
7	102540-01-000	EA	Screw Seal
8	102520-02-000	EA	Light Asm. (Red)
8	102520-01-000	EA	Ligh. Asm. (Amber)
9	102541-01-000	EA	Gasket
10	075458-03-000	EA	Socket
11	102582-01-000	EA	Bracket
	075459-04-000	EA	Lamp Asm. - Tail/Brake - Red
	075459-05-000	EA	Lamp Asm. - Turn - Amber
	075459-06-000	EA	Lamp Asm. - Backup/Reflector - Clear/Red
	037935-01-000	EA	Bulb - 12 Volt - #1157 - Used For Tail Lamp Asm.
	076795-01-000	EA	Light Asm. - License Plate
	036196-01-000	EA	Bulb - 12 Volt - #1184 - Used For Clearance & License Plate
	042405-03-000	EA	Base - Side Marker Light - w/Bulb (8GE 1985)
	042405-02-000	EA	Lens - Side Marker Light - Amber
	042405-01-000	EA	Lens - Side Marker Light - Red
	097917-01-02A	EA	Porch Light - Recessed - Beige
	007917-01-700	EA	Lens - Porch Light - Recessed
	008215-01-000	EA	Bulb - 12 Volt - #1003 - Porch Light
	051057-02-000	EA	Spotlight - Power Driven (Option 63E)
	051057-01-705	EA	Bulb - Spotlight (Option 63E)
	084901-01-000	EA	Lamp Asm. - Park/Turn
	049185-01-000	EA	Headlight Capsule Asm. - Passenger - High/Low Beam
	049186-01-000	EA	Headlight Capsule Asm. - Driver - High/Low Beam
	049187-01-000	EA	Headlight Capsule Asm. - Passenger - High Beam
	049188-01-000	EA	Headlight Capsule Asm. - Driver - High Beam
	090202-01-000	EA	Headlight Bezel - Passenger - Black
	090202-02-000	EA	Headlight Bezel - Driver - Black
	088747-02-000	EA	Lamp Asm. - Fog - Clear Lens (Option 57M)
	098024-01-01A	EA	Light - Dome - Ivory - Storage Compartment (USA)
	098024-02-01A	EA	Light - Dome - Ivory - Storage Compartment (CSA)
	098024-01-700	EA	Lens - Dome Light
	008218-01-000	EA	Bulb - 12 Volt - Dome Light

1990 ITASCA
TABLE OF CONTENTS

INTRODUCTION	A-01 - A-02
ABBREVIATIONS	A-03
ALPHABETICAL/GROUP REFERENCE	A-04 - A-06
ICM27RQ	A-07 - E-15
IKM40RQ	E-17 - I-22

1990 IKM40RQ INDEX

Floor Plan	E-17 - E-18
Accessories Group	E-19 - E-22
Bath Group	E-23 - F-02
Bedroom Group	F-03 - F-05
Chassis Group	F-06 - F-15
Curtain, Cushion & Pad Group	F-16 - G-03
Dinette Group	G-04 - G-06
Driver's Compartment Group	G-07 - G-10
Electrical Group	G-11 - G-15
Exterior Body Group	G-16 - G-24
Galley Group	H-01 - H-06
Heating & Air Conditioning Group	H-07 - H-09
Interior Finish Group	H-10 - H-11
Labels Group	H-12 - H-20
LP Group	H-21
Lounge Group	H-22 - H-23
Sealants & Fasteners Group	H-24 - I-01
Water & Sewage Group	I-02 - I-04
Window, Vent & Exterior Door Group	I-05 - I-22

ELECTRICAL GROUP (CONTINUED) ELECTRICAL COMPONENTS

Key	Part Number	U/M	Description
	008288-02-000	EA	Box - Electrical - 3.94" x 3.12" x 1.81" - Plastic (USA)
	091910-01-000	EA	Box - Electrical - 3.75" x 3.5" x 1.75" - Plastic (CSA)
	008289-01-000	EA	Box - Electrical - 4" x 4" - 1/2 x 3/4 - Steel (USA)
	008289-02-000	EA	Box - Electrical - 4" x 4" - 1/2 x 3/4 - Steel (CSA)
	058049-01-000	EA	Box - Electrical - 2" x 3" x 2.25" - Steel
	008751-01-000	FT	Cable - Battery - 1/0 AWG Stranded
	010495-01-000	EA	Clamp - Cable - 9/16"
	010497-01-000	EA	Clamp - Closed - 5/8" ID
	010499-01-000	EA	Clamp - Closed - 3/8" ID
	041953-01-000	FT	Conduit - Convolute Slit - .50" ID
	041953-02-000	FT	Conduit - Convolute Slit - .625" ID
	041953-03-000	FT	Conduit - Convolute Slit - 1" ID
	041953-05-000	FT	Conduit - Convolute Solid - .625" ID
	041953-06-000	FT	Conduit - Convolute Slit - .375" ID
	041953-07-000	FT	Conduit - Convolute Slit - .250" ID
	041953-09-000	FT	Conduit - Convolute Slit - .50" ID
	041953-10-000	FT	Conduit - Convolute Slit - .75" ID
	041953-11-000	FT	Conduit - Convolute Slit - 1.063" ID
	008353-01-000	EA	Connector - 3/8" - Cable Clamping
	008355-01-000	EA	Connector - 3/4" - Cable Clamping
	008356-01-000	EA	Connector - 3/8" - Plastic
	008311-01-000	EA	Connector - Wire Nut - Red
	008312-01-000	EA	Connector - Wire Nut - Blue
	008313-01-000	EA	Connector - Wire Nut - Yellow
	008314-01-000	EA	Connector - Wire Nut - Gray
	058028-01-000	EA	Connector - Clear Nylon Pigtail
	088475-01-000	EA	Connector - Pin
	082740-01-000	EA	Connector Body - 2 Contact Female
	008052-01-000	EA	Cord - Power - 10/3 - 30 Amp. - 25' (CSA)
	008054-01-000	EA	Cord - Power - 10/3 - 30 Amp. - 25' (USA)
	008294-01-000	EA	Cover - Electrical Box - Flat Blank - 4" x 4" - Steel (USA)
	008294-02-000	EA	Cover - Electrical Box - Flat Blank - 4" x 4" - Steel (CSA)
	069238-01-000	EA	Cover - Electrical Box - 4" x 4"
	076319-09-000	EA	Cover - Receptacle - Brown
	084077-02-000	EA	Cover - Receptacle - Brown - GFI
	091927-01-000	EA	Cover - Receptacle - Double - Ivory
	084077-03-000	EA	Cover - Blank A/C - Ivory
	090964-01-000	EA	Cover - Exterior Receptacle
	092633-02-02A	EA	Cover - A/C - Plate - Off White - w/o A/C
	092633-01-02A	EA	Cover - A/C - Plate - Off White - w/A/C
	074897-01-000	EA	Cover - Electrical Box - A/C Dual Switch
	058781-01-000	EA	Diode - 6.0 Amp. - 100 Volt
	078490-01-000	EA	Extension - Electrical Box - Steel - 1 1/2"
	097734-01-02A	EA	Extension - Duplex Receptacle - Brown
	100341-01-000	EA	Holder - Fuse - In Line
	064399-01-000	EA	Housing Asm. - Trailer Pin
	097745-02-000	EA	Housing Asm. - Trailer Receptacle - 48"
	062037-01-000	EA	Housing - Automotive Fuse - Natural
	062037-02-000	EA	Housing - Automotive Fuse - Green
	062037-03-000	EA	Housing - Automotive Fuse - Black
	062037-05-000	EA	Housing - Automotive Fuse - Gray
	062037-06-000	EA	Housing - Automotive Fuse - Brown
	088074-01-000	EA	Housing - Socket - 1 Position
	088474-02-000	EA	Housing - Socket - 15 Position
	088474-03-000	EA	Housing - Socket - 9 Position
	088474-06-000	EA	Housing - Socket - 6 Position
	088474-08-000	EA	Housing - Socket - 4 Position
	088474-09-000	EA	Housing - Socket - 3 Position
	088474-10-000	EA	Housing - Socket - 2 Position

ELECTRICAL GROUP (CONTINUED) ELECTRICAL COMPONENTS (CONTINUED)

Key	Part Number	U/M	Description
	088473-01-000	EA	Housing - Pin - 1 Position
	088473-02-000	EA	Housing - Pin - 15 Position
	088473-03-000	EA	Housing - Pin - 9 Position
	088473-06-000	EA	Housing - Pin - 6 Position
	088473-08-000	EA	Housing - Pin - 4 Position
	088473-09-000	EA	Housing - Pin - 3 Position
	088473-10-000	EA	Housing - Pin - 2 Position
	063910-01-000	EA	Housing - Relay - 3 Position
	101571-01-000	EA	Housing - Male - 2 Position
	098351-01-01A	EA	Plate - Switch - 1 Gang
	098351-02-01A	EA	Plate - Switch - 2 Gang
	098351-03-01A	EA	Plate - Switch - 3 Gang
	098351-04-01A	EA	Plate - Switch - Generator (Bedroom)
	024924-02-000	EA	Receptacle - Power Cord
	058707-01-000	EA	Receptacle - Single - Brown - T & B
	058708-01-000	EA	Receptacle - Duplex - Brown - T & B
	058708-02-000	EA	Receptacle - Duplex - Ivory - T & B
	084076-02-000	EA	Receptacle - Duplex - Brown - GFI
	090961-01-000	EA	Receptacle - Duplex - Exterior
	007940-01-000	EA	Receptacle - Slide - 16/12 AWG
	080015-02-000	EA	Receptacle - Flag - .185 - 16/14 Gauge
	086273-01-000	EA	Relay - Battery Disconnect
	063912-02-000	EA	Relay - Canister - SPDT w/Resistor
	077000-01-000	EA	Socket Asm. - w/8" Pigtail Leads
	088476-01-000	EA	Socket - Connector
	088476-02-000	EA	Socket - Connector - 12/10 Gauge
	090971-01-000	EA	Splice - Cable - 110 Volt
	024976-01-000	EA	Switch - Generator (Bedroom)
	041250-01-000	EA	Switch - Push Button (Driver Door Jamb)
	079363-01-000	EA	Switch - Single - w/Switch Plate
	079363-01-700	EA	Switch Only
	079364-01-000	EA	Switch - On/Off Rocker - Brown
	079364-02-000	EA	Switch - Lock/Lock Rocker - Brown
	100312-01-000	EA	Switch - Electric Stop (Entrance Door Jamb)
	007942-01-000	EA	Tab - 18/14 AWG Wire
	007943-01-000	EA	Tab - 14/10 AWG Wire
	007943-01-000	EA	Tab - HSG - 1 Position
	008326-01-000	EA	Terminal - Ring - 16/14 - 3/8" Stud
	008328-01-000	EA	Terminal - Ring - 12/10 Wire
	008329-01-000	EA	Terminal - Ring - 8 - 5/16" Stud
	008331-01-000	EA	Terminal - Ring - 4 - 3/8" Stud
	008332-01-000	EA	Terminal - Ring - 6 - 1/4" - Stud
	008348-01-000	EA	Terminal - Ring - 2 - 3/8" Stud
	035416-04-000	EA	Terminal - Ring - #10 Stud Fit
	047443-01-000	EA	Terminal - .250 Receptacle 16-14
	047443-02-000	EA	Terminal - .250 Receptacle 12-10
	047443-03-000	EA	Terminal - .187 Receptacle 16-14
	062036-01-000	EA	Terminal - Pack - 12/10 AWG
	062036-02-000	EA	Terminal - Pack - 16/14 AWG
	008026-01-000	EA	Wire w/Ground - Romex - 12/2
	008027-01-000	EA	Wire w/Ground - Romex - 14/2
	008343-01-000	EA	Wire Tie - 6"

1990 ITASCA TABLE OF CONTENTS

INTRODUCTION	A-01 - A-02
ABBREVIATIONS	A-03
ALPHABETICAL/GROUP REFERENCE	A-04 - A-06
ICM27RQ	A-07 - E-15
IKM40RQ	E-17 - I-22

1990 IKM40RQ INDEX

Floor Plan	E-17 - E-18
Accessories Group	E-19 - E-22
Bath Group	E-23 - F-02
Bedroom Group	F-03 - F-05
Chassis Group	F-06 - F-15
Curtain, Cushion & Pad Group	F-16 - G-03
Dinette Group	G-04 - G-06
Driver's Compartment Group	G-07 - G-10
Electrical Group	G-11 - G-15
Exterior Body Group	G-16 - G-24
Galley Group	H-01 - H-06
Heating & Air Conditioning Group	H-07 - H-09
Interior Finish Group	H-10 - H-11
Labels Group	H-12 - H-20
LP Group	H-21
Lounge Group	H-22 - H-23
Sealants & Fasteners Group	H-24 - I-01
Water & Sewage Group	I-02 - I-04
Window, Vent & Exterior Door Group	I-05 - I-22

ELECTRICAL GROUP (CONTINUED)

FUSES & CIRCUIT BREAKERS

Key	Part Number	U/M	Description
	008235-01-000	EA	Fuse - 15 Amp. (SA)
	062901-02-000	EA	Fuse - Automotive - 5 Amp.
	062901-05-000	EA	Fuse - Automotive - 15 Amp.
	062901-07-000	EA	Fuse - Automotive - 25 Amp.
	083209-01-000	EA	Circuit Breaker - 15 Amp. - 120 Volt
	083209-02-000	EA	Circuit Breaker - 15/15 Amp. - 120 Volt (CSA)
	083209-03-000	EA	Circuit Breaker - 15/20 Amp. - 120 Volt (CSA)
	083209-06-000	EA	Circuit Breaker - 30/15 Amp. - 120 Volt
	083209-07-000	EA	Circuit Breaker - 20/20 Amp. - 120 Volt
	093654-01-000	EA	Circuit Breaker - 6 Amp. - 12 Volt
	093654-02-000	EA	Circuit Breaker - 15 Amp. - 12 Volt
	093655-01-000	EA	Circuit Breaker - 25 Amp. - 12 Volt
	093655-02-000	EA	Circuit Breaker - 30 Amp. - 12 Volt
	093655-03-000	EA	Circuit Breaker - 40 Amp. - 12 Volt
	097611-01-000	EA	Circuit Breaker - 7.5 Amp. - 12 Volt
	092786-01-000	EA	Buss Bar - 2 Circuit
	092786-02-000	EA	Buss Bar - 3 Circuit

MISCELLANEOUS ELECTRICAL COMPONENTS

Key	Part Number	U/M	Description
	008188-01-000	EA	Solenoid - Dual Battery - Relay
	083208-02-000	EA	Control Center - 45 Amp. - BW6345A
	036420-02-000	EA	Fan - 6" Defroster - 2 Speed (Option 36N)
	089294-01-000	EA	Lighter Asm. - Cigarette
	072852-01-000	EA	Smoke Detector - w/9 Volt Battery (USA)
	072852-02-000	EA	Smoke Detector - w/9 Volt Battery (CSA)

EXTERIOR BODY GROUP

SHEET FIBERGLASS PANEL, ALUMINUM & STYROFOAM

Key	Part Number	U/M	Description
	000868-01-000	SF	Styrofoam - .75" x 24" x 96"
	000870-03-000	SF	Styrofoam - 1.34" x 48" x 96"
	000870-05-000	SF	Styrofoam - .50" x 24" x 96"
	063574-02-000	SF	Styrofoam - 1.50" x 24" x 90.5"
	081395-22-000	EA	Panel - Fiberglass - Mende Board - Gray - 78.75" x 32.25"
	081395-24-000	EA	Panel - Fiberglass - Mende Board - Gray - 23.62" x 120"
	081395-08-000	EA	Panel - Fiberglass - Mende Board - Gray - 48" x 96"
	044487-01-001	EA	Aluminum - Mill Finish - Roof - 96" x 360"

MISCELLANEOUS EXTERNALLY MOUNTED PARTS

Key	Part Number	U/M	Description
	009126-02-000	EA	Assist Handle - Black
	087659-03-000	EA	Fill - City Water - Gray - Brass Fittings
	090961-01-000	EA	Receptacle - Outside - Electric
	083615-03-000	EA	Door Stop - Plastic - Gray
	093767-02-01A	EA	Receptacle - Outside Telephone

FRONT HOOD PANEL & HARDWARE

Key	Part Number	U/M	Description
	089768-01-X70	EA	Panel Asm. - Hood
	076716-02-000	EA	Bracket - Striker Latch
	073611-01-000	EA	Striker Pin Asm.
	073610-01-000	EA	Spring - Striker Pin
	R77006-68-172	EA	Shim Plate
	058753-01-000	EA	Bracket - Hinge Pivot - Left or Right Side
	073339-02-000	EA	Hood Arm - Left or Right Side
	R77006-68-721	EA	Hood Release Cable
	R77006-19-765	EA	Hood Release Sleeve
	R77006-38-499	EA	Spring
	072917-03-000	EA	Prop Rod
	062628-01-000	EA	Clip - Prop Rod
	059833-01-000	EA	Bracket - Prop Rod
	058766-01-000	EA	Hood Adjusting Bolt - 5/16 x 18 x 2"
	058786-02-000	EA	Hood Adjusting Bolt - 5/16 x 18 x 1 1/4"
	091955-02-000	EA	Squeegee w/Extended Handle
	091952-02-000	EA	Squeegee Clip
	093527-01-000	EA	Squeegee Bracket

1990 ITASCA
TABLE OF CONTENTS

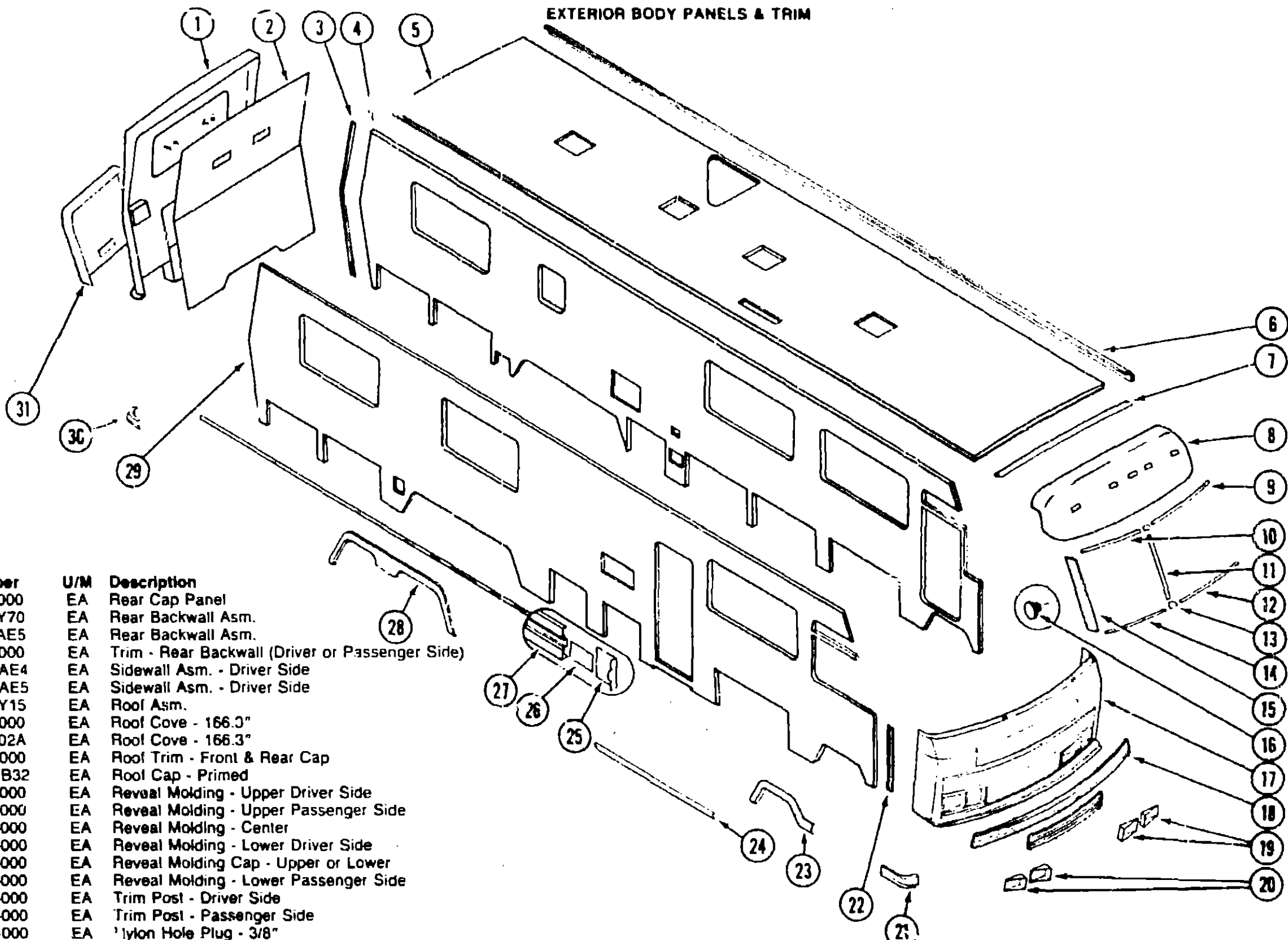
INTRODUCTION	A-01 - A-02
ABBREVIATIONS	A-03
ALPHABETICAL/GROUP REFERENCE	A-04 - A-06
ICM27RQ	A-07 - E-15
IKM40RQ	E-17 - I-22

1990 IKM40RQ INDEX

Floor Plan	E-17 - E-18
Accessories Group	E-19 - E-22
Bath Group	E-23 - F-02
Bedroom Group	F-03 - F-05
Chassis Group	F-06 - F-15
Curtain, Cushion & Pad Group	F-16 - G-03
Dinette Group	G-04 - G-06
Driver's Compartment Group	G-07 - G-10
Electrical Group	G-11 - G-15
Exterior Body Group	G-16 - G-24
Galley Group	H-01 - H-06
Heating & Air Conditioning Group	H-07 - H-09
Interior Finish Group	H-10 - H-11
Labels Group	H-12 - H-20
LP Group	H-21
Lounge Group	H-22 - H-23
Sealants & Fasteners Group	H-24 - I-01
Water & Sewage Group	I-02 - I-04
Window, Vent & Exterior Door Group	I-05 - I-22

EXTERIOR BODY GROUP (CONTINUED)

EXTERIOR BODY PANELS & TRIM



Key	Part Number	U/M	Description
1	088402-02-000	EA	Rear Cap Panel
2	091736-01-Y70	EA	Rear Backwall Asm.
2	091736-01-AE5	EA	Rear Backwall Asm.
3	073502-26-000	EA	Trim - Rear Backwall (Driver or Passenger Side)
4	M98888-01-AE4	EA	Sidewall Asm. - Driver Side
4	M98888-01-AE5	EA	Sidewall Asm. - Driver Side
5	091735-01-Y15	EA	Roof Asm.
5	078600-12-000	EA	Roof Cove - 166.3"
6	099434-06-02A	EA	Roof Cove - 166.3"
7	078580-01-000	EA	Roof Trim - Front & Rear Cap
8	M02959-09-B32	EA	Roof Cap - Primed
9	077944-02-000	EA	Reveal Molding - Upper Driver Side
10	077944-01-000	EA	Reveal Molding - Upper Passenger Side
11	076676-05-000	EA	Reveal Molding - Center
12	077945-02-000	EA	Reveal Molding - Lower Driver Side
13	077952-02-000	EA	Reveal Molding Cap - Upper or Lower
14	077945-01-000	EA	Reveal Molding - Lower Passenger Side
15	079225-04-000	EA	Trim Post - Driver Side
15	079225-03-000	EA	Trim Post - Passenger Side
16	034141-02-000	EA	Nylon Hole Plug - 3/8"
17	M01115-25-Y70	EA	Front End Asm. w/Hood Panel
18	090411-01-X70	EA	Grill Asm. - Upper
18	090412-01-X70	EA	Grill Asm. - Lower
	088252-02-000	FT	Chrome Trim - 1" Plastic
	088252-03-000	FT	Chrome Trim - 2" Plastic
19	090202-02-000	EA	Headlight Bezel - Driver Side
20	090202-01-000	EA	Headlight Bezel - Passenger Side
21	078577-09-000	EA	Bumper End Cap - Passenger Side
	078577-10-000	EA	Bumper End Cap - Driver Side
22	089922-02-000	EA	Trim - Front End Asm. (Driver or Passenger Side)
23	078556-13-000	EA	Trim - Front Wheelwell - Passenger Side
	078556-14-000	EA	Trim - Front Wheelwell - Driver Side
	089909-01-000	EA	Trim - Front Wheelwell - U Channel - Driver or Passenger Side
24	091161-55-003	EA	Rocker Panel

G-17

Key	Part Number	U/M	Description
25	009731-01-000	EA	End Cap - Feature Strip
26	001030-12-002	EA	Insert - Feature Strip - 17"
27	059576-11-000	EA	Feature Strip
28	093308-01-01A	EA	Trim - Wheelwell - Passenger Side
	093308-02-01A	EA	Trim - Wheelwell - Driver Side
	089749-02-000	EA	Rear Trim - Rear Wheelwell - U Channel - Driver or Passenger
	089749-03-000	EA	Front Trim - Rear Wheelwell - U Channel - Driver or Passenger
29	M91731-01-AE4	EA	Sidewall Asm. - Passenger Side (B18, B17, B49)
29	M91731-01-AE5	EA	Sidewall Asm. - Passenger Side
30	078578-07-000	EA	Bumper End Cap - Passenger Side
	078578-08-000	EA	Bumper End Cap - Driver Side
31	088425-01-X70	EA	Tire Cover Panel
	058027-01-000	FT	Tire Cover Seal

G-18

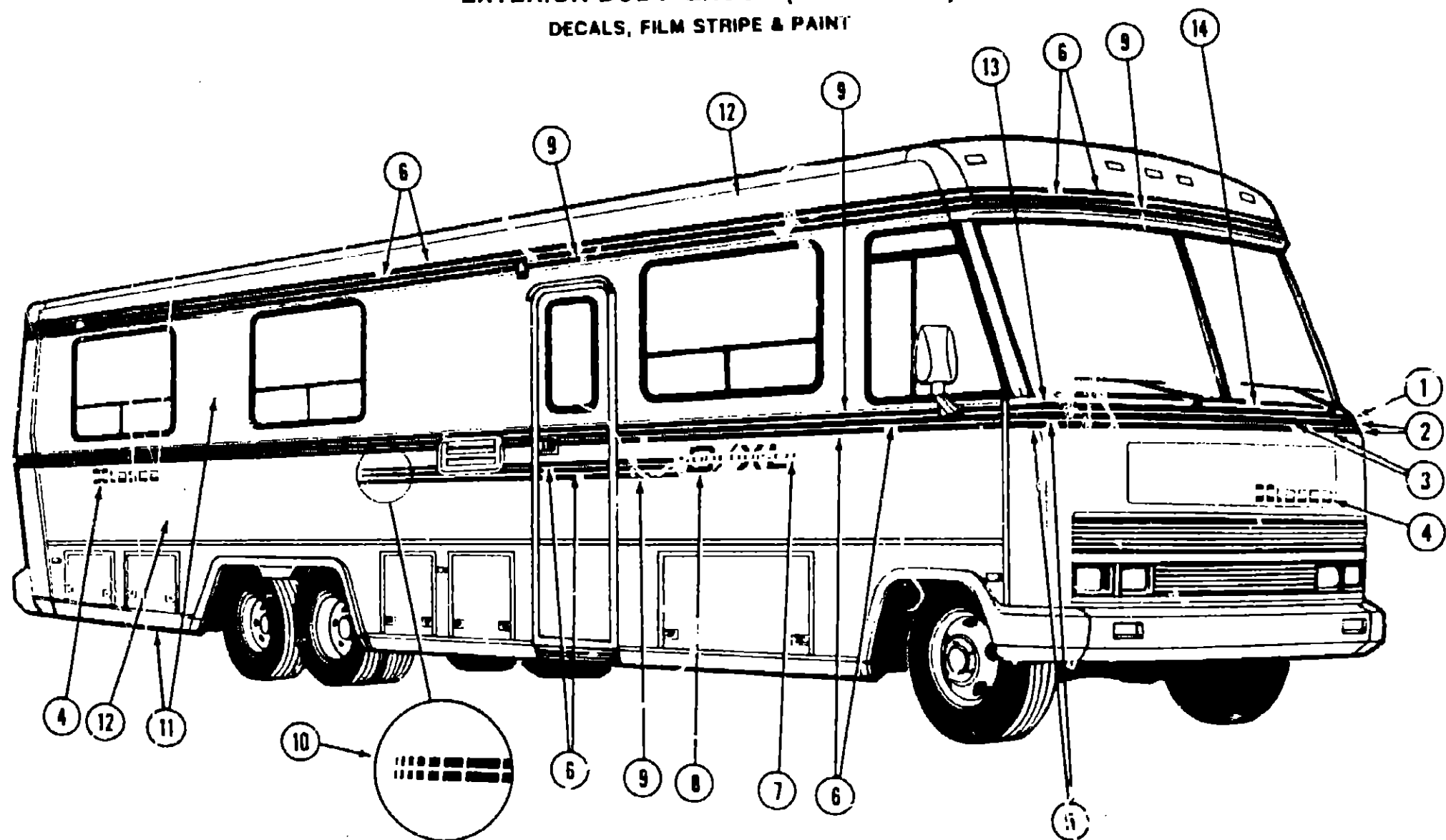
1990 ITASCA TABLE OF CONTENTS

INTRODUCTION	A-01 - A-02
ABBREVIATIONS	A-03
ALPHABETICAL/GROUP REFERENCE	A-04 - A-06
ICM27RQ	A-07 - E-15
IKM40HQ	E-17 - I-22

1990 IKM40RQ INDEX

Floor Plan	E-17 - E-18
Accessories Group	E-19 - E-22
Bath Group	E-23 - F-02
Bedroom Group	F-03 - F-05
Chassis Group	F-06 - F-15
Curtain, Cushion & Pad Group	F-16 - G-03
Dinette Group	G-04 - G-06
Driver's Compartment Group	G-07 - G-10
Electrical Group	G-11 - G-15
Exterior Body Group	G-16 - G-24
Galley Group	H-01 - H-06
Heating & Air Conditioning Group	H-07 - H-09
Interior Finish Group	H-10 - H-11
Labels Group	H-12 - H-20
LP Group	H-21
Lounge Group	H-22 - H-23
Sealants & Fasteners Group	H-24 - I-01
Water & Sewage Group	I-02 - I-04
Window, Vent & Exterior Door Group	I-05 - I-22

EXTERIOR BODY GROUP (CONTINUED)
DECALS, FILM STRIPE & PAINT



Key	Part Number	U/M	Description
1	090984-02-000	EA	Decal - Driver Side - Gray (DuPont H9283)
2	090985-16-000	EA	Decal - Driver Side - Rose/Green (DuPont 44155AH/B8211) (AE4)
2	090985-18-000	EA	Decal - Driver Side - Rose/Blue (DuPont 44155AH/K8147) (AE5)
3	065217-N5-000	FT	Film Stripe - Rose/Green (DuPont 44155AH/R6211) (AE4)
3	065217-N6-000	FT	Film Stripe - Rose/Blue (DuPont 44155AH/K8147) (AE4)
4	078191-01-000	EA	Decal - "Itasca" - Front and Rear
5	090985-15-000	EA	Decal - Passenger Side - Rose/Green (DuPont 44155AH/B8211) (AE4)
5	090985-17-000	EA	Decal - Passenger Side - Rose/Blue (DuPont 44155AH/K8147) (AE5)
6	065217-N9-000	FT	Film Stripe - Rose/Green (DuPont 44155AH/B8211) (AE4)
6	065217-P0-000	FT	Film Stripe - Rose/Blue (DuPont 44155AH/K8147) (AE5)
7	073705-01-000	EA	Decal - "SUNCRUISER" - Driver and Passenger Sides
8	095136-02-02A	EA	Decal - "D/XL" - Driver and Passenger Sides - Black/Green (DuPont 99/B8211) (AE4)
8	095136-02-03A	EA	Decal - "D/XL" - Driver and Passenger Sides - Black/Blue (DuPont 99/K8147) (AE5)
9	078831-62-000	FT	Film Stripe - Gray (DuPont H9283)
10	095137-01-03A	EA	Decal - Passenger Side - Green/Rose (DuPont B8211/44155AH) (AE4)
10	095137-01-04A	EA	Decal - Passenger Side - Blue/Rose (DuPont K8147/44155AH) (AE5)
10	095137-02-03A	EA	Decal - Driver Side - Green/Rose (DuPont B8211/44155AH) (AE4)
10	095137-02-04A	EA	Decal - Passenger Side - Blue/Rose (DuPont K8147/44155AH) (AE5)
11	089363-01-700	EA	Paint Aegean Poly - Gray (DuPont H9283)
12	058637-05-000	A	Paint - Gray Acrylic Enamel - 16 Oz. Aerosol (DuPont L8730)
12	058637-05-700	EA	Paint - Gray Acrylic Enamel - .6 Oz. Touch Up
13	090984-01-000	EA	Decal - Passenger Side - Gray (DuPont H9283)
14	078831-61-000	EA	Film Stripe - Gray (DuPont H9283)

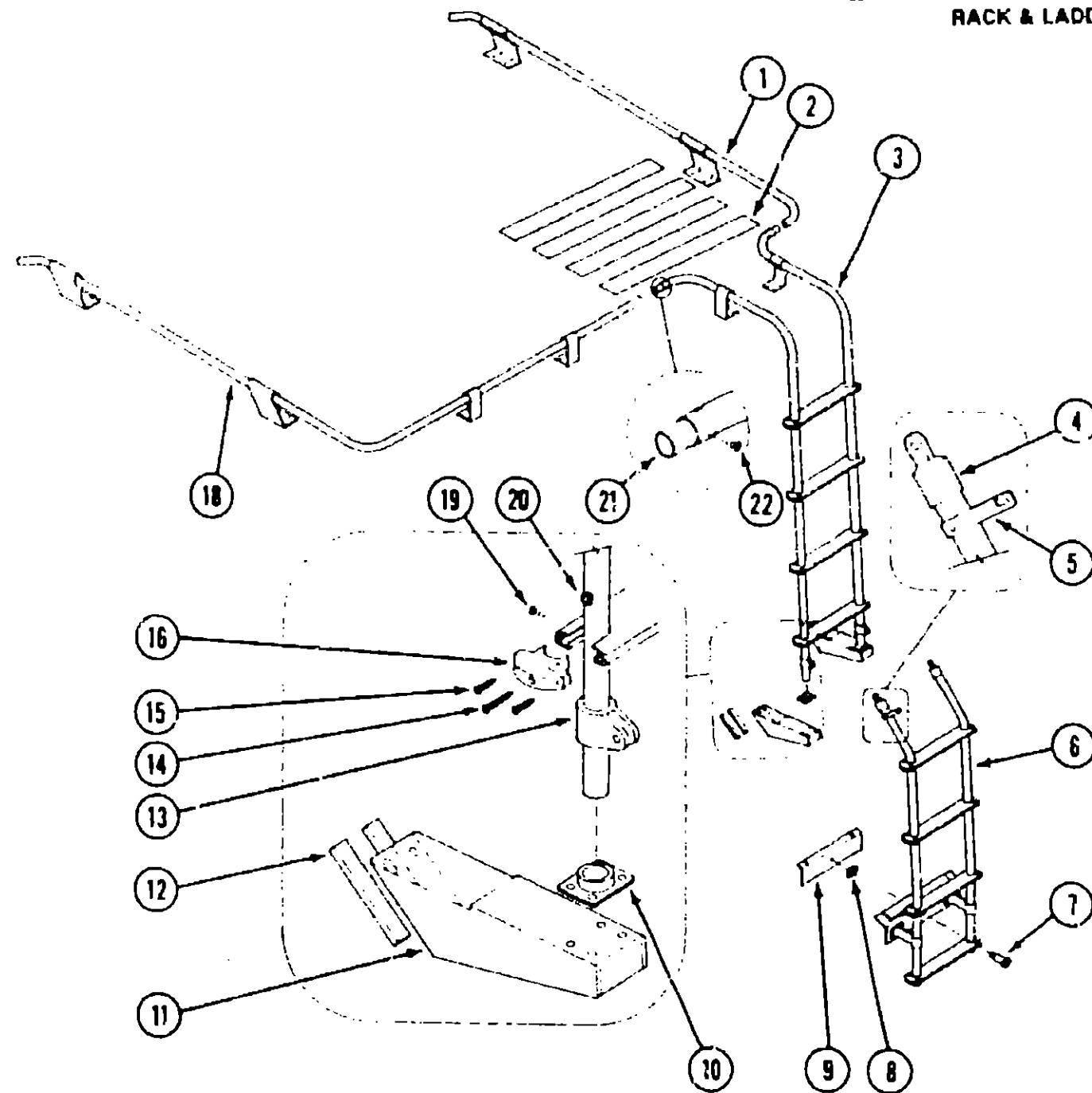
1990 ITASCA
TABLE OF CONTENTS

INTRODUCTION	A-01 - A-02
ABBREVIATIONS	A-03
ALPHABETICAL/GROUP REFERENCE	A-04 - A-06
ICM27RQ	A-07 - E-15
IKM40RQ	E-17 - I-22

1990 IKM40RQ INDEX

Floor Plan	E-17 - E-18
Accessories Group	E-19 - E-22
Bath Group	E-23 - F-02
Bedroom Group	F-03 - F-05
Chassis Group	F-06 - F-15
Curtain, Cushion & Pad Group	F-16 - G-03
Dinette Group	G-04 - G-06
Driver's Compartment Group	G-07 - G-10
Electrical Group	G-11 - G-15
Exterior Body Group	G-16 - G-24
Galley Group	H-01 - H-06
Heating & Air Conditioning Group	H-07 - H-09
Interior Finish Group	H-10 - H-11
Labels Group	H-12 - H-20
LP Group	H-21
Lounge Group	H-22 - H-23
Sealants & Fasteners Group	I-01 - I-04
Water & Sewage Group	I-05 - I-08
Window, Vent & Exterior Door Group	I-09 - I-22

EXTERIOR BODY GROUP (CONTINUED) RACK & LADDER COMPONENTS



Key	Part Number	U/M	Description
1	081026-01-T03	EA	Rack Asm. - Passenger Side
2	038327-01-000	EA	Tape - Anti-Slip - 2" x 60'
3	080999-02-T03	EA	Ladder Asm. - Upper
4	081115-01-000	EA	Top Cap - 1"
5	080873-01-000	EA	Latch - Lower Ladder
6	080997-04-X14	EA	Ladder Asm. - Lower
7	081056-01-000	EA	Pin - Quick Release
8	081055-01-000	EA	Springgrip - Internal Tooth Washer
9	081107-01-000	EA	Bracket - Bumper Pin
10	067165-01-000	EA	Mounting Bracket
11	080868-01-000	EA	Footing Bracket
12	081527-02-000	EA	Sponge Seal - 3/16" x 2" x J.25"
13	081116-01-000	EA	Slide Bracket
14	000G68-10-36U	EA	Screw
15	000G39-06-10U	EA	Screw
16	076980-02-000	EA	Step Cap - Black
18	081026-02-T03	EA	Rack Asm. - Driver Side
19	000G39-08-16U	EA	Screw
20	081113-01-000	EA	Bushing - Plastic Flange - White
21	083891-51-002	EA	Splice
22	000G39-08-089	EA	Screw
	081114-01-000	EA	Cap Insert - Round - 1" Dia.

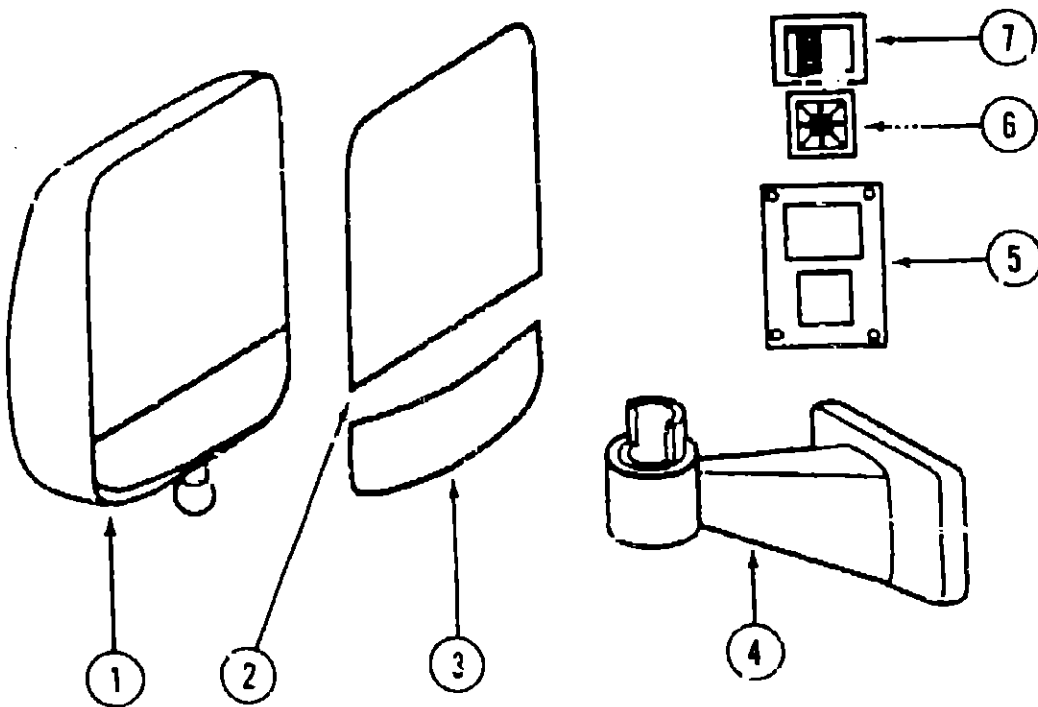
1990 ITASCA TABLE OF CONTENTS

INTRODUCTION	A-01 - A-02
ABBREVIATIONS	A-03
ALPHABETICAL/GROUP REFERENCE	A-04 - A-06
ICM27RQ	A-07 - E-15
IKM40RQ	E-17 - I-22

1990 IKM40RQ INDEX

Floor Plan	E-17 - E-18
Accessories Group	E-19 - E-22
Bath Group	E-23 - F-02
Bedroom Group	F-03 - F-05
Chassis Group	F-06 - F-15
Curtain, Cushion & Pad Group	F-16 - G-03
Dinette Group	G-04 - G-06
Driver's Compartment Group	G-07 - G-10
Electrical Group	G-11 - G-15
Exterior Body Group	G-16 - G-24
Galley Group	H-01 - H-06
Heating & Air Conditioning Group	H-07 - H-09
Interior Finish Group	H-10 - H-11
Labels Group	H-12 - H-20
LP Group	H-21
Lounge Group	H-22 - H-23
Sealants & Fasteners Group	H-24 - I-01
Water & Sewage Group	I-02 - I-04
Window, Vent & Exterior Door Group	I-05 - I-22

EXTERIOR BODY GROUP (CONTINUED)



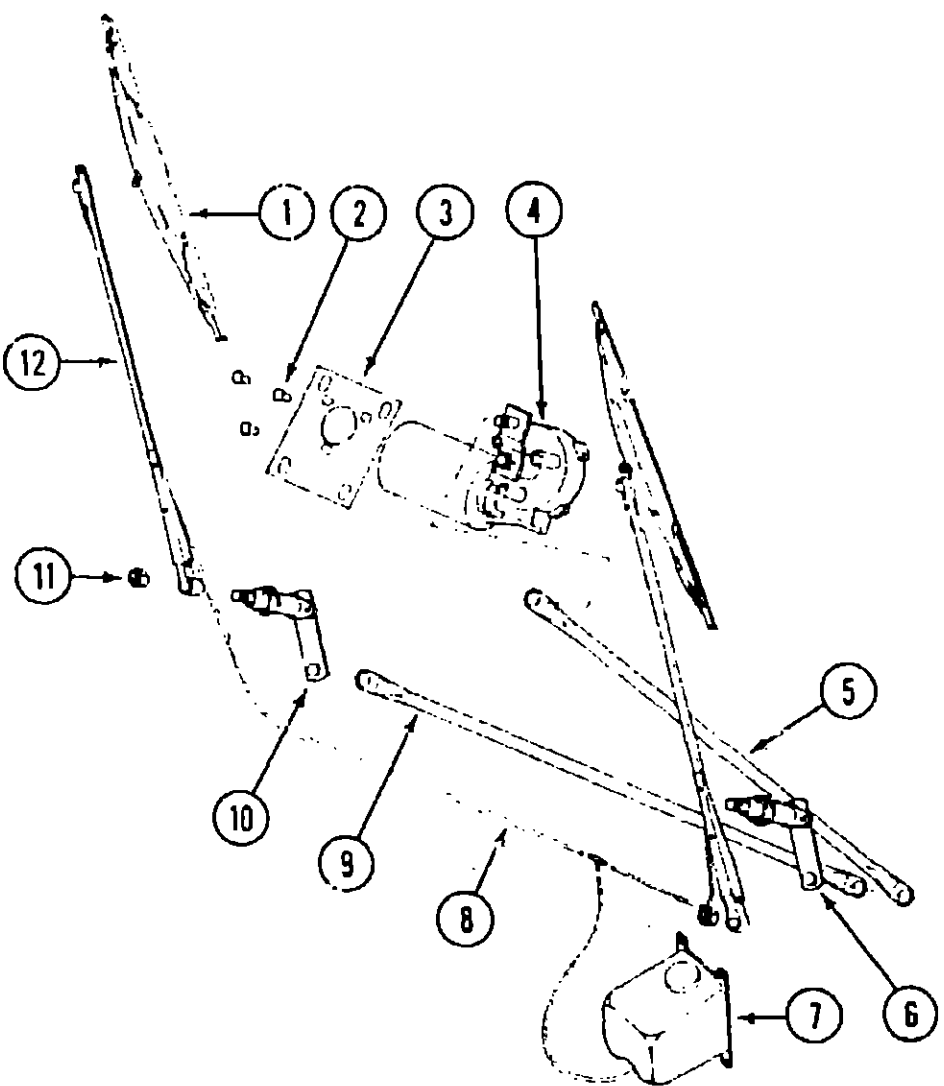
MIRRORS - NON-POWERED

Key	Part Number	U/M	Description
1	086260-01-00C	EA	Mirror Asm. - Passenger Side (Includes Glass)
1	086260-02-000	EA	Mirror Asm. - Driver Side (Includes Glass)
2	086260-01-701	EA	Flat Glass - Passenger Side
2	086260-02-701	EA	Flat Glass - Driver Side
3	086260-01-700	EA	Convex Glass - Passenger Side
3	086260-02-700	EA	Convex Glass - Driver Side
4	086260-03-000	EA	Arm Asm. - Passenger & Driver Side

POWER MIRRORS - ELECTRICALLY HEATED & CONTROLLED

Key	Part Number	U/M	Description
1	086259-04-000	EA	Mirror Asm. - Passenger Side w/Remote & Heater (Includes Glass)
1	086259-05-000	EA	Mirror Asm. - Driver Side w/Remote & Heater (Includes Glass)
2	086259-04-701	EA	Flat Glass - Passenger Side - Heated
2	086259-05-701	EA	Flat Glass - Driver Side - Heated
3	086259-04-700	EA	Convex Glass - Passenger Side - Heated
3	086259-05-700	EA	Convex Glass - Driver Side - Heated
4	086260-03-000	EA	Arm Asm. - Passenger & Driver Side
5	099982-01-01A	EA	Switch Plate - Black
6	088246-01-000	EA	Switch Asm. - Mirror - Remote
7	087695-01-000	EA	Switch - Mirror Heater
	099836-03-000	EA	Wire Asm. - Mirror - Cab
	099837-01-000	EA	Wire Asm. - Mirror - Door
	063912-02-000	EA	Relay - Connister - SPDT - w/Resist
	093654-02-000	EA	Circuit - Breaker - 15 Amp
	041952-06-000	FT	Conduit - Convolute Slt - .375"

EXTERIOR BODY GROUP (CONTINUED)



WINDSHIELD WIPER & DRIVE ASSEMBLY

Key	Part Number	U/M	Description
1	095964-01-000	EA	Blade - Wiper - 24"
2	003026-04-10B	EA	Hex Bolt - Serrated Flange - 1/4" - 20 x 5/8" Zinc
3	063371-01-000	EA	Support Bracket - Motor Asm.
4	096380-01-000	EA	Motor Asm.
5	067192-01-000	EA	Connecting Link Asm.
6	096504-01-000	EA	Pivot Shaft Asm. - Driver Side
7	055000-02-000	EA	Washer Asm. - w/o Nozzles
8	096931-01-700	FT	Hose - Washer
9	067192-02-000	EA	Connecting Link Asm.
10	096505-02-000	EA	Pivot Shaft Asm. - Passenger Side
11	077049-01-000	EA	Acorn Nut
12	096931-01-000	EA	Wiper Arm - 20"
	096931-01-701	EA	Nozzle Hardware Kit - Washer
	102362-01-702	EA	Wiper Control Module

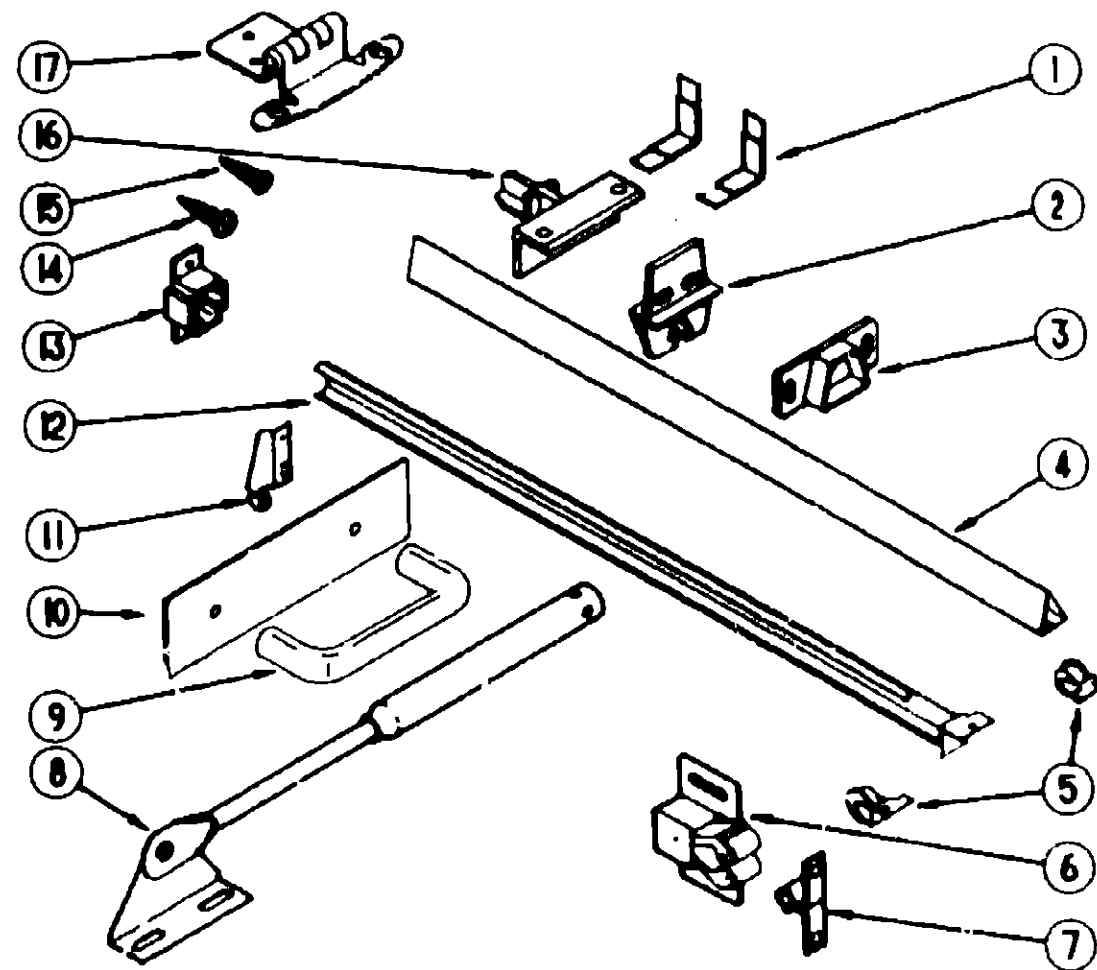
1990 ITASCA
TABLE OF CONTENTS

INTRODUCTION	A-01 - A-02
ABBREVIATIONS	A-03
ALPHABETICAL/GROUP REFERENCE	A-04 - A-06
ICM27RQ	A-07 - E-15
IKM40RQ	E-17 - I-22

1990 IKM40RQ INDEX

Floor Plan	E-17 - E-18
Accessories Group	E-19 - E-22
Bath Group	E-23 - F-02
Bedroom Group	F-03 - F-05
Chassis Group	F-06 - F-15
Curtain, Cushion & Pad Group	F-16 - G-03
Dinette Group	G-04 - G-05
Driver's Compartment Group	G-07 - G-10
Electrical Group	G-11 - G-15
Exterior Body Group	G-16 - G-24
Galley Group	H-01 - H-06
Heating & Air Conditioning Group	H-07 - H-09
Interior Finish Group	H-10 - H-11
Labels Group	H-12 - H-20
LP Group	H-21
Lounge Group	H-22 - H-23
Sealants & Fasteners Group	I-24 - I-01
Water & Sewage Group	I-02 - I-04
Window, Vent & Exterior Door Group	I-05 - I-22

GALLEY GROUP
HARDWARE (DOORS, DRAWERS & CABINETS)



Key	Part Number	U/A	Description
1	037688-02-000	EA	L-Corner Glide (Drawers)
2	037688-03-000	EA	Center Glide (Drawers)
3	037688-05-000	EA	Rail Mounting Bracket - Rear (Drawers)
4	037688-01-000	FT	V-Rail (Drawers)
5	102837-03-000	EA	Nylon Rollers (Set of 2) (Drawers)
6	093586-03-000	EA	Roller Catch
7	093586-04-000	EA	Steel Strike
8	074493-02-000	EA	Door Support
9	093579-01-000	EA	Cabinet Pull
10	081376-01-000	EA	Backplate - Brass
11	102827-02-000	EA	Rear Roller Bracket (Drawers)
12	102827-05-000	EA	Track (Drawers)
13	102827-04-000	EA	Rear Mounting Bracket (Drawers)
14	000G68-06-10G	EA	Screw - #6 - 18 x .625" POH - Antique Brass - Hinge to Cabinet
15	000G13-06-10G	EA	Screw - #6 - 20 x .625" PFH - Antique Brass - Hinge to Door
16	037688-04-000	EA	Rail Mounting Bracket - Front (Drawers)
17	059777-02-000	EA	Hinge - Burnished Brass
	084466-02-000	EA	Slide Asm. - Right (Drawers)
	084466-03-000	EA	Slide Asm. - Left (Drawers)
	084466-04-000	EA	Slide Asm. - Right (Cabinet)
	084466-05-000	EA	Slide Asm. - Left (Cabinet)
	081521-02-007	EA	Molding - 64 Hole Space (Cabinets)
	042357-17-002	EA	Corner Molding - Radius - Plastic (Cabinets)
	083620-01-000	FT	T-Molding - 3/4" w/Edge Lips (Cabinets)
	009767-10-000	FT	Welting - Mahogany (Cabinets)
	009767-12-000	FT	Welting - Antique White (Cabinets)
	016604-03-000	EA	Brace - Seat Angle - 2.5" - Beige (Cabinets)
	009812-25-000	EA	Molding - Corner - .5" - Pecal (Cabinets)

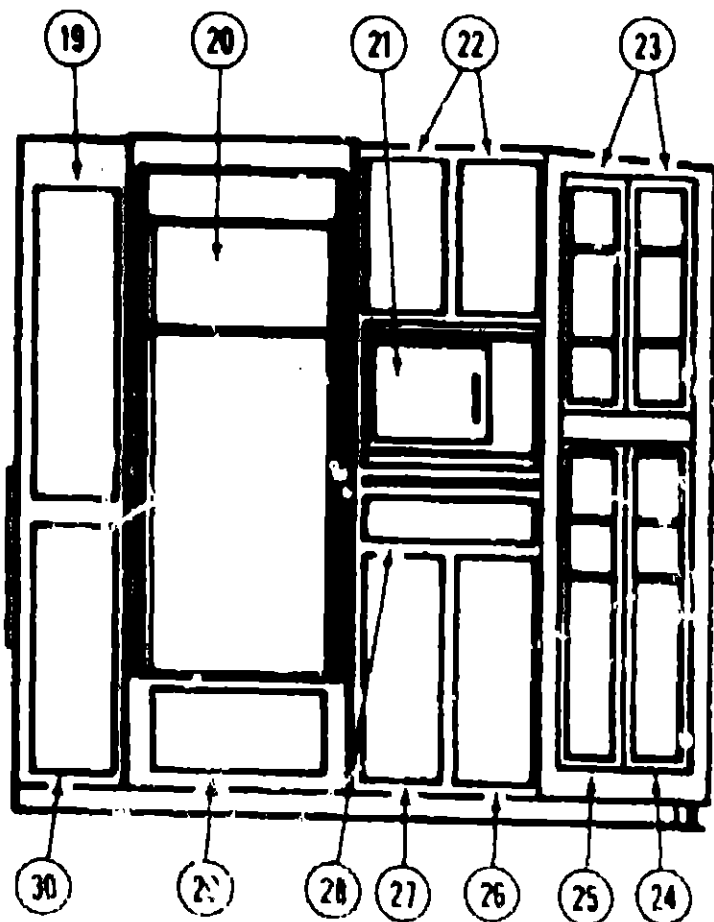
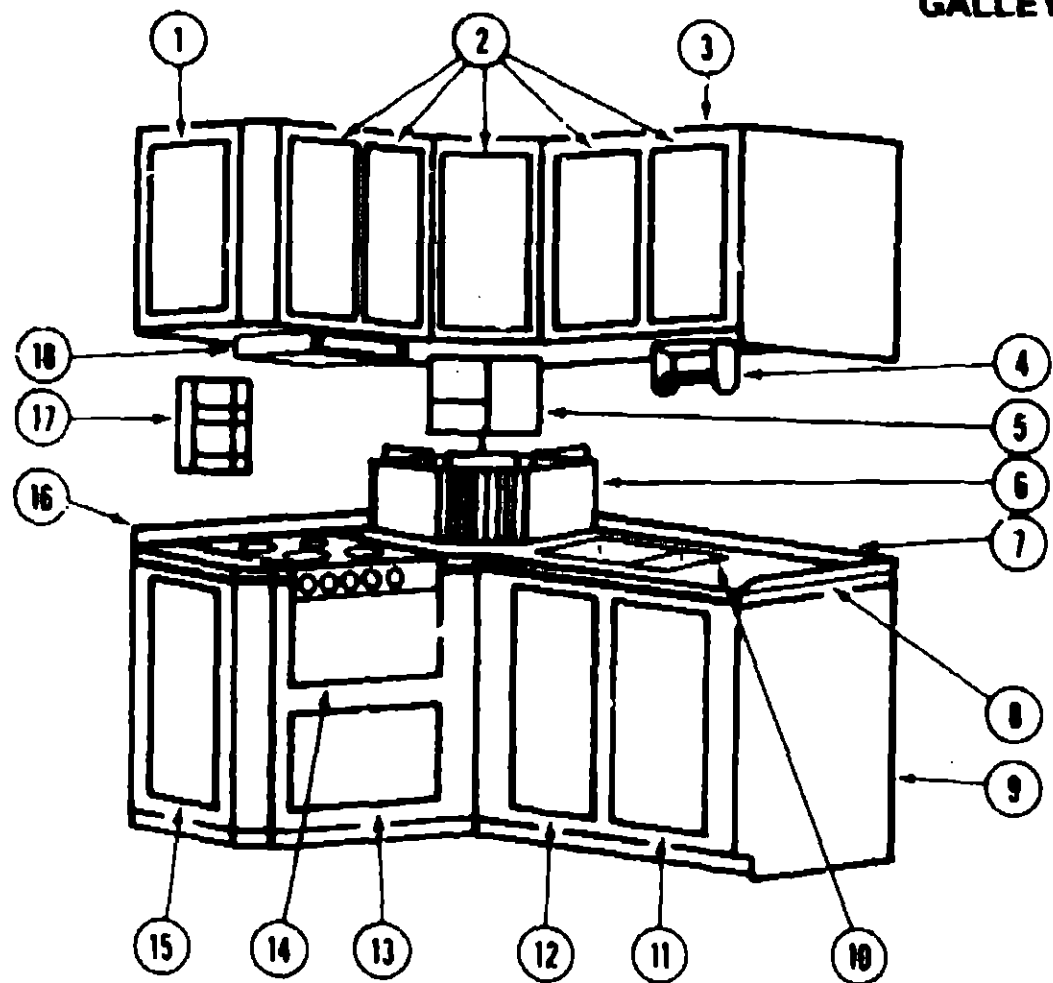
1990 ITASCA
TABLE OF CONTENTS

INTRODUCTION	A-01 - A-02
ABBREVIATIONS	A-03
ALPHABETICAL/GROUP REFERENCE	A-04 - A-06
IKM27RQ	A-07 - E-15
IKM40RQ	E-17 - I-22

1990 IKM40RQ INDEX

Floor Plan	E-17 - E-18
Accessories Group	E-19 - E-22
Bath Group	E-23 - F-02
Bedroom Group	F-03 - F-05
Chassis Group	F-06 - F-15
Curtain, Cushion & Pad Group	F-16 - G-03
Dinette Group	G-04 - G-06
Driver's Compartment Group	G-07 - G-10
Electrical Group	G-11 - G-15
Exterior Body Group	G-16 - G-24
Galley Group	H-01 - H-08
Heating & Air Conditioning Group	H-07 - H-09
Interior Finish Group	H-10 - H-11
Labels Group	H-12 - H-20
LP Group	H-21
Lounge Group	H-22 - H-23
Sealants & Fasteners Group	H-24 - I-01
Water & Sewage Group	I-02 - I-04
Window, Vent & Exterior Door Group	I-05 - I-22

GALLEY GROUP (CONTINUED)



CABINETRY

Key	Part Number	U/M	Description
1	M88304-H6-Y15	EA	Door Asm. - w/o Hardware
	092428-04-000	EA	Glass - Door - 276mm x 366mm
2	M97029-03-AB4	EA	Door Asm. - w/o Hardware
3	M04005-01-AB4	EA	Cabinet Asm. - Overhead - w/o Doors
4	092498-01-Y12	EA	Paper Towel Holder
5	092306-01-000	EA	Coffee Maker
6	094358-01-Y15	EA	Cabinet Asm. - Bread Box
7	088090-03-AB4	EA	Backsplash - Countertop
8	095080-01-AB4	EA	Backsplash - Countertop
	094386-16-Y15	EA	Countertop Asm.
9	M94386-16-AB4	EA	Cabinet Asm. - Galley - w/o Doors or Hardware
10	091244-01-000	EA	Sink
11	M88304-G7-Y15	EA	Door Asm. - w/o Hardware
12	M88304-G8-Y15	EA	Door Asm. - w/o Hardware
13	M82184-25-AB4	EA	Drawer Asm. - w/o Hardware
14	098507-02-000	EA	Range - 4 Burner - w/Large Oven (Used after 12-4-89)
15	084782-02-000	EA	Range - 4 Burner - w/Large Oven (Used before 12-4-89)
16	M88304-G8-Y15	EA	Door Asm. - w/o Hardware
17	088090-04-AB4	EA	Backsplash - Countertop
18	092487-01-Y15	EA	Spice Rack
	096983-11-01A	EA	Range Hood w/Monitor Panel (US)
	096983-12-01A	EA	Range Hood w/Monitor Panel (CSA)
19	M97829-02-AB4	EA	Door Asm. - w/o Hardware
20	094039-06-000	EA	Refrigerator - 10' Norcold - w/o Ice Maker
20	094039-07-000	EA	Refrigerator - 10' Norcold - w/Ice Maker
21	091269-03-000	EA	Microwave Oven
22	M97029-06-AB4	EA	Door Asm. - w/o Hardware
23	M88304-H5-Y15	EA	Door Asm. - w/o Hardware
	092428-03-000	EA	Glass - Door - 216mm x 651mm
24	M88304-G6-Y15	EA	Door Asm. - w/o Hardware
25	M88304-G5-Y15	EA	Door Asm. - w/o Hardware
26	M88304-H9-Y15	EA	Door Asm. - w/o Hardware
27	M88304-H8-Y15	EA	Door Asm. - w/o Hardware
28	094192-01-Y15	EA	Drawer Asm. - w/o Hardware
29	M88304-10-Y15	EA	Door Asm. - w/o Hardware
30	M88304-36-Y15	EA	Door Asm. - w/o Hardware
	093605-01-01A	EA	Wire Towel Rack
	093018-01-000	EA	Cutting Board - Sink
	093653-01-000	EA	Cover - Sink
	077409-02-000	EA	Drawer Slider - Plastic
	100081-01-01A	EA	Silverware Drawer Tray
	100793-01-01A	EA	Clock - Oval
	101333-01-000	EA	Mounting Plate - Clock
	095417-01-01A	EA	Lazy Susan Shelf - 24"
	095417-02-01A	EA	Lazy Susan Shelf Pivot - Top & Bottom
	095417-03-01A	EA	Lazy Susan Shelf Adjustable Rod
	093238-01-Y12	EA	Knife Holder Cover
	042438-01-000	EA	Wood Dowel - 1" x 4'
	009112-01-000	EA	Flange - 1" ABS Off White
	031267-01-000	EA	Faucet - Galley - Single Control w/Spray

1990 ITASCA
TABLE OF CONTENTS

INTRODUCTION	A-01 - A-02
ABBREVIATIONS	A-03
ALPHABETICAL/GROUP REFERENCE	A-04 - A-06
ICM27RO	A-07 - E-15
IKM40RO	E-17 - I-22

1990 IKM40RO INDEX

Floor Plan	E-17 - E-18
Accessories Group	E-19 - E-22
Bath Group	E-23 - F-02
Bedroom Group	F-03 - F-05
Chassis Group	F-06 - F-15
Curtain, Cushion & Pad Group	F-16 - G-03
Dinette Group	G-04 - G-06
Driver's Compartment Group	G-07 - G-10
Electrical Group	G-11 - G-15
Exterior Body Group	G-16 - G-24
Galley Group	H-01 - H-06
Heating & Air Conditioning Group	H-07 - H-09
Interior Finish Group	H-10 - H-11
Labels Group	H-12 - H-20
LP Group	H-21
Lounge Group	H-22 - H-23
Sealants & Fasteners Group	H-24 - I-01
Water & Sewage Group	I-02 - I-04
Window, Vent & Exterior Door Group	I-05 - I-22

GALLEY GROUP (CONTINUED)

APPLIANCES

Key	Part Number	U/M	Description
	084782-02-000	EA	Range - 4 Burner - w/Glass door - Almond - Magic Chef (Used up to 12-4-89)
	084782-02-701	EA	Deflector Plate - Black
	084782-02-702	EA	Cabinet Trim - Right
	084782-02-703	EA	Cabinet Trim - Left
	084782-02-704	EA	Lower Outside Glass Trim - Black
	084782-02-705	EA	Oven Door Handle - Black
	084782-02-706	EA	Vertical Trim - Black
	084782-02-707	EA	Manifold Panel
	084782-02-708	EA	Mercury Valve
	084782-02-709	EA	Oven Door Glass
	084782-02-710	EA	Clip - Glass Holder
	084782-02-711	EA	Main Top - Almond - 4 - Burner Square
	084782-02-712	EA	Grate Top Burner Square
	084782-02-713	EA	Regulator
	084782-02-714	EA	Nipple - 1/8"
	084782-02-714	EA	Clip Gra's
	089507-02-000	EA	Range - 4 Burner - w/Glass Door - Black - Magic Chef (Used after 12-4-89)
	055282-03-708	EA	Bumper - Main Top - Plastic Plug
	049045-01-742	EA	Burner Asm. - Oven
	084782-02-715	EA	Clip - Grate
	055282-03-702	EA	Knob - Thermostat
	081374-02-701	EA	Regulator - Pressure
	055282-03-700	EA	Thermostat
	049045-01-703	EA	Valve - Top Burner
	084782-02-705	EA	Handle - Oven Door - Black
	049045-01-728	EA	Broiler Pan w/o Insert
	088507-02-700	EA	Filter - Pilot
	088507-02-703	EA	Glass - Outer
	088507-02-702	EA	Deflector - Vent
	088507-02-704	EA	Panel - Oven Door - Ebony
	088507-02-701	EA	Insert - Burner (Slotted Vent)
	088507-02-707	EA	Top - Main - Ebony
	087507-02-785	EA	Trim - Left
	088507-02-706	EA	Trim - Right
	049045-01-741	EA	Insert - Broiler Pan
	084782-02-710	EA	Bracket - Front Glass
	084782-02-712	EA	Grate - Top Burner - Square Hole
	084782-02-714	EA	Fitting - Pipe Nipple - 1/8"
	088507-01-700	EA	Panel - Oven Door - Almond
	088507-01-701	EA	Top - Main - Almond
	084782-02-708	EA	Valve - Mercury Control
	055516-03-000	EA	Tiedown Bracket - Range w/Large Oven - Left
	055516-04-000	EA	Tiedown Bracket - Range w/Large Oven - Right
	081289-03-000	EA	Microwave/Browning Oven - Magic Chef M-16-10PB
	081289-03-700	EA	Outer Door Panel
	081289-03-701	EA	Ceramic Plate - 9 1/2" Round
	081289-03-702	EA	Oven Shelf Clip - White
	081289-03-703	EA	Oven Shelf Clip - Black
	081289-03-704	EA	Window
	084745-01-01A	EA	Trim - Microwave - Bottom
	084774-03-01A	EA	Trim - Microwave - Right or Left
	084750-01-000	EA	Tiedown Bracket - Microwave
	088883-11-01A	EA	Range Hood - w/Monitor Panel - Almond (USA)
	088883-11-700	EA	Face Plate
	088883-00-701	EA	Control Panel Asm.
	088883-01-702	EA	Switch - Two Way Momentary
	088883-12-01A	EA	Range Hood - w/Monitor Panel - Almond (CSA)

GALLEY GROUP (CONTINUED)

APPLIANCES

Key	Part Number	U/M	Description
	094039-06-000	EA	Refrigerator - w/Large Double Door - w/o Ice Maker
	094039-07-000	EA	Refrigerator - w/Large Double Door - w/Ice Maker
	094039-04-700	EA	PC Board Asm. - 2-Way
	094039-04-701	EA	Eyebrow Shelf - 2-Way
	094039-01-702	EA	Gasket - Upper - Gray
	094039-01-704	EA	Hinge Plate - Left Hand
	094039-01-706	EA	Upper Door Liner - White
	094039-01-708	EA	Upper Door Handle Asm.
	094039-01-710	EA	Hinge Plate - Right Hand (Top) - Left Hand (Bottom)
	094039-01-711	EA	Juice Rack - Gray w/Silver Trim
	094039-01-712	EA	Door Bin - Gray w/Silver Border
	094039-01-713	EA	Door Gasket - Lower - Gray
	094039-01-715	EA	Lower Door Liner - Black/White
	094039-01-717	EA	Lower Door Handle Asm.
	094039-01-718	EA	Milk Bin - Gray w/Silver Trim
	094039-01-719	EA	Dairy Keeper - Gray w/Silver Trim
	094039-01-721	EA	Cab Asm. - Black Frame/White Liner
	094039-01-722	EA	Hole Plug - Hinge Holes
	094039-01-723	EA	Hinge Bracket - Right Hand (Top) - Left Hand (Bottom)
	094039-01-724	EA	Hinge Bracket - Left Hand (Top) - Right Hand (Bottom)
	094039-01-725	EA	Hinge Pin - Male
	094039-01-726	EA	Evaporator Shelf
	094039-01-728	EA	Hinge Bracket - Center Hinge
	094039-01-730	EA	Hinge Pin Shaft - Center Hinge
	094039-01-731	EA	Crisper - Gray w/Silver Trim
	094039-01-732	EA	Front Cover - Black Bottom Trim
	094039-01-733	EA	Wire Shelf - Middle
	094039-01-734	EA	Wire Shelf - Top w/Riser
	094039-01-735	EA	Inside Drip Tray - White
	094039-01-736	EA	Light Switch - Black
	094039-04-702	EA	Power Supply - 2-Way
	094039-01-738	EA	Manual Shut-Off - Harper Wyman
	094039-01-739	EA	Shelf - Cutout
	094039-07-700	EA	Ice Maker Asm.
	094039-07-701	EA	Ice Cube Bin
	094039-07-702	EA	Tall Wire Shelf - Freezer
	094039-07-703	EA	Short Wire Shelf - Freezer
	094039-07-704	EA	Water Fill Valve
	089983-02-000	EA	Baffle - Refrigerator - Back
	085225-01-000	EA	Tiedown Plate - Refrigerator
	091244-01-000	EA	Sink - Double Bowl - Stainless Steel - 25" x 22"
	091267-01-000	EA	Galley Faucet - Single Control - w/Spray
	092303-01-000	EA	Strainer - Sink
	093018-01-000	EA	Cutting Board - Maple
	093853-01-AB4	EA	Cover Asm. - Sink
	023111-01-000	EA	Food Center - Built In
	092306-01-000	EA	Coffee Maker - Space Saver
	092467-01-Y15	EA	Spice Rack
	092488-01-Y12	EA	Paper Towel Holder
	101333-01-000	EA	Mounting Plate - Wall Clock
	100793-01-01A	EA	Wall Clock - Oval
	100081-01-01A	EA	Silverware Tray - Almond
	093805-01-01A	EA	Wire Towel Rack - Almond

**1990 ITASCA
TABLE OF CONTENTS**

INTRODUCTION	A-01 - A-02
ABBREVIATIONS	A-03
ALPHABETICAL/GROUP REFERENCE	A-04 - A-06
ICM27RQ	A-07 - E-15
IKM40RQ	E-17 - I-22

1990 IKM40RQ INDEX

Floor Plan	E-17 - E-18
Accessories Group	E-19 - E-22
Bath Group	E-23 - F-02
Bedroom Group	F-03 - F-05
Chassis Group	F-06 - F-15
Curtain, Cushion & Pad Group	F-16 - G-03
Dinette Group	G-04 - G-06
Driver's Compartment Group	G-07 - G-10
Electrical Group	G-11 - G-15
Exterior Body Group	G-16 - G-24
Galley Group	H-01 - H-06
Heating & Air Conditioning Group	H-07 - H-09
Interior Finish Group	H-10 - H-11
Labels Group	H-12 - H-20
LP Group	H-21
Lounge Group	H-22 - H-23
Sealants & Fasteners Group	H-24 - I-01
Water & Sewage Group	I-02 - I-04
Window, Vent & Exterior Door Group	I-05 - I-22

HEATING & AIR CONDITIONING GROUP

AUTOMOTIVE HEATER/AIR CONDITIONER

Key	Part Number	U/M	Description
	094831-01-000	EA	Heater/Evaporator Asm. Complete
	094831-01-700	EA	Fresh Air Door
	094831-01-701	EA	Fresh Air Door Rod
	094831-01-702	EA	Plastic Drain Pan
	094831-01-703	EA	Blower Motor
	094831-01-704	EA	Blower Wheel
	094831-01-705	EA	2" OD Vacuum Motor
	094831-01-706	EA	4-Speed Resistor
	094831-01-707	EA	Unit Wiring Harness
	094831-01-708	EA	Unit Vacuum Harness
	094831-01-709	EA	3/16" Rod Clamps
	094831-01-710	EA	3/16" Rod Retainer Ring
	094831-01-711	EA	#10 - 32 Keps Nut
	094831-01-712	EA	#10 - 32 Timmerman's "J" Nut
	094831-01-713	EA	Evaporator Coil
	094831-01-714	EA	Expansion Valve
	094831-01-715	EA	Thermostat
	094831-01-716	EA	Trinary Switch
	094831-01-717	EA	#6 Hose Asm.
	094831-01-718	EA	#10 Hose Asm.
	094831-01-719	EA	#4 - Self Sealing Coupler w/O Ring
	094831-01-720	EA	#10 Service Valve
	094831-01-721	EA	#10 O Ring
	094831-01-722	EA	#8 O Ring
	094831-01-723	EA	#6 O Ring
	094831-01-724	EA	#4 O Ring
	094831-01-725	EA	Blend Air Door
	094831-01-726	EA	Blend Air Door Rod
	094831-01-727	EA	Heat Coil
	094831-01-728	EA	Damper Door
	094831-01-729	EA	Damper Door Rod
	094831-01-730	EA	Vacuum Motor
	094831-01-731	EA	2" Hose Adapters
	094831-01-732	EA	Control Housing
	094831-01-733	EA	Control Wiring Harness
	094831-01-734	EA	Light Wiring Harness
	094831-01-735	EA	Control Vacuum Harness
	094831-01-736	EA	Vacuum Switch
	094831-01-737	EA	Blend Air Cable - 72"
	094831-01-738	EA	Cable Clip
	094831-01-739	EA	Unit Cable Clip
	094831-01-740	EA	Auto Relay
	094831-01-741	EA	Louver Asm./Control Panel Trim
	094831-01-742	EA	Condensor Wiring Harness (Chevrolet)
	094831-01-743	EA	Vacuum Canister
	094831-01-744	EA	Water Valve
	094831-01-745	EA	Kazoo Drain Tube
	094831-01-746	EA	Blend Cable Clamp
	094831-05-000	EA	Owner's Manual - Heater/Air Conditioner
	094831-06-000	EA	Service Manual - Heater/Air Conditioner
	072342-07-000	EA	Condenser Asm.
	072342-07-700	EA	Condenser Coil
	072342-07-701	EA	#8 Hose Asm.
	072342-07-704	EA	O Ring
	072342-03-701	FT	Receiver Dryer
	007108-01-000	EA	Hose - Heater - 5/8" ID
	007281-01-000	EA	Hose - Flexible - 2 1/2" ID
	009200-01-000	EA	Furnace Tape - 1 1/2"
	024990-01-000	EA	Defroster Outlet - w/Swivel - 2" Tan
	039044-01-000	EA	Louver Asm. - Air Conditioner - Adjustable Vent
	085000-01-000	EA	Air Conditioner Shield

HEATING & AIR CONDITIONING GROUP (CONTINUED)

FURNACE & AIR CONDITIONING

Key	Part Number	U/M	Description
	090039-05-000	EA	Furnace - 30,000 BTU - Suburban - NT30K
	090039-05-700	EA	Thermostat
	090039-05-701	EA	Combustion Chamber
	090039-05-702	EA	Gasket - Manifold
	090039-05-703	EA	Manifold Pipe Asm.
	090039-05-704	EA	Combustion Chamber Asm.
	090039-05-705	EA	Wheel - Combustion Air
	090039-05-706	EA	Combustion Air Housing Asm.
	090039-05-707	EA	Gasket - Motor
	090039-05-708	EA	Gasket - Crossover Tube
	090039-05-709	EA	Crossover Tube Asm.
	090039-05-710	EA	Gasket - Crossover Tube
	090039-05-711	EA	Blower Housing Asm.
	009198-01-000	FT	Duct - Flexible - 4" ID x 25'
	056464-02-000	EA	Register - 4" Dia. - Plastic - w/o Damper
	093741-01-000	EA	Box - Boot Floor Register
	009200-01-000	EA	Tape - Furnace - 1 1/2"
	091225-02-000	EA	A/C - Roof - 13,500 BTU - Super Mach
	091225-01-701	EA	Shroud - Beige - Less Logos
	091225-01-703	EA	Decal Package (Super Mach) L&R
	091225-01-704	EA	Condenser Coil
	091225-01-705	EA	Condenser Blower Wheel
	091225-01-706	EA	Compressor
	091225-01-707	EA	Motor
	091225-01-708	EA	Evaporator Blower Wheel
	091225-01-709	EA	Start Relay
	091225-01-710	EA	Start Capacitor
	091225-01-711	EA	Run Capacitor (Comp)
	091225-01-712	EA	Run Capacitor (Fan)
	091225-01-713	EA	Knob
	091225-01-714	EA	Decal (Selector Switch) Cool
	091225-01-715	EA	Decal (Selector Switch) Heat & Cool
	091225-01-716	EA	Selector Switch
	091225-01-717	EA	Decal (Thermostat) Cool Only
	091225-01-718	EA	Decal (Thermostat) Heat & Cool
	091225-01-719	EA	Single Parts Package
	091225-01-720	EA	Overload
	091225-01-721	EA	Evaporator
	091225-01-722	EA	Filter
	091227-01-000	EA	Shroud Asm. - Ceiling - Cool Only

1990 ITASCA
TABLE OF CONTENTS

INTRODUCTION	A-01 - A-02
ABBREVIATIONS	A-03
ALPHABETICAL/GROUP REFERENCE	A-04 - A-08
IKM27RQ	A-07 - E-15
IKM40RQ	E-17 - I-22

1990 IKM40RQ INDEX

Floor Plan	E-17 - E-18
Accessories Group	E-19 - E-22
Bath Group	E-23 - F-02
Bedroom Group	F-03 - F-05
Chassis Group	F-06 - F-15
Curtain, Cushion & Pad Group	F-16 - G-03
Dinette Group	G-04 - G-08
Driver's Compartment Group	G-07 - G-10
Electrical Group	G-11 - G-15
Exterior Body Group	C-16 - G-24
Galley Group	H-01 - H-06
Heating & Air Conditioning Group	H-07 - H-09
Interior Finish Group	H-10 - H-11
Labels Group	H-12 - H-20
LP Group	H-21
Lounge Group	H-22 - H-23
Sealants & Fasteners Group	H-24 - I-01
Water & Sewage Group	I-02 - I-04
Window, Vent & Exterior Door Group	I-05 - I-22

HEATING & AIR CONDITIONING GROUP (CONTINUED)

AUXILIARY REAR HEATER W/MOTOR AID

Key	Part Number	U/M	Description
	084405-01-000	EA	Heater Asm. - Rear - Ducted
	084405-01-700	EA	Heater Core
	084405-01-701	EA	Fan
	084405-01-702	EA	Motor - 12 Volt Asm.
	088636-02-000	EA	Connector - 4" Duct
	009198-01-000	FT	Duct - Flexible - 4" I.D. x 25'
	023146-01-000	EA	Clamp - Screw Type - 4"
	058464-05-000	EA	Register - 4" Dia. - Plastic - w/o Damper
	084600-01-02A	EA	Register - Heat - Grill - Brown
	088753-01-000	FT	Tube - Aluminized Steel - 5/8" - 18 Ga.
	008042-01-000	FT	Vinyl Tubing - .65"
	062401-04-000	EA	Clamp - Hose - Wormgear - .69 - 1.25"
	008380-01-000	EA	Bushing - Rubber - 5/8" x 1 1/2"
	007108-01-000	FT	Hose - Heater - 5/8" - Hi-Temp
	010227-01-000	EA	Tee - Plastic - Barb - 5/8" or 3/4" Hose
	081673-01-000	EA	Clamp - Motor Aid
	087202-02-000	EA	Switch - w/o Knob - 4 Position
	090977-01-000	EA	Knob - Switch - Rotary
	084410-02-000	EA	Decal - Rear Auto Heater
	010329-01-000	EA	Brass Adapter - 1/2" F x 1/2" MPT
	052957-02-000	EA	Plastic Elbow - 1/2" F x 1/2" MPT

WATER HEATER W/MOTOR AID

Key	Part Number	U/M	Description
	051393-01-000	EA	Water Heater - w/Motoraid - Direct Ignition - GH6-6E
	051393-01-701	EA	Switch Package
	051393-01-716	EA	Spark & Probe Asm.
	051393-01-718	EA	Gas Valve (Only)
	051393-01-721	EA	Thermostat Asm. - Front Mount
	007108-01-000	FT	Heater Hose - 5/8" I.D. - SAE 20R3
	061673-01-000	EA	Clamp - Motoraid
	062101-04-000	EA	Hose Clamp - Wormgear - .69" to 1.25"
	051391-01-700	EA	Hinge Kit w/Clip
	051391-01-704	EA	Relief Valve - 1/2" Fitting
	051391-01-705	EA	Camloc Fastener
	051391-01-710	EA	Orifice - Main Burner
	051391-01-715	EA	Drain Plug
	051391-04-701	EA	Thermostat 12V DC - 120 - Preset
	051391-04-703	EA	Main Burner
	051391-04-704	EA	Inner Tank - Front Mount - GH6-4E & 6E
	051391-04-707	EA	Kit - Grille, Flue, Gasket

INTERIOR FINISH GROUP

MOLDINGS & TRIMS

Key	Part Number	U/M	Description
	069733-70-000	EA	Batt Strip - Regal Oak
	085284-03-000	FT	Batt Strip - Regal Oak - Tape Adhesive
	085284-13-000	FT	Batt Strip - Charcoal - Tape Adhesive Main Wall (AE4)
	085284-25-000	FT	Batt Strip - Graystone - Tape Adhesive Main Wall (AE5)
	088263-08-000	EA	Batt Strip - Bone - Galley & Dry Bath
	088263-21-000	EA	Batt Strip - Charcoal - Main Wall (AE4)
	088263-41-000	EA	Batt Strip - Graystone - Main Wall (AE5)
	088229-04-000	EA	Batt Strip - Ivory - Ceiling
	009767-12-000	FT	Wetling - Antique White
	009767-10-000	FT	Wetling - Mahogany
	024700-22-000	EA	Cover - Sidewall Roll Bar - Beige - 15.25"
	024700-24-000	EA	Cover - Sidewall Roll Bar - Beige - 63.6"
	024700-26-000	EA	Cover - Sidewall Roll Bar - Beige - 40"
	009778-07-000	FT	U-Channel - Light Oak - 1"
	009778-11-000	FT	U-Channel - Ivory - 1"
	070504-01-000	FT	U-Channel - Light Brown - .65"
	070504-18-000	FT	U-Channel - Ivory - .85"
	070504-06-000	FT	U-Channel - Light Oak - .815"
	009809-17-000	EA	F Molding - Plastic Corner - Outside - 1" - Light Oak
	009812-17-000	EA	F Molding - Plastic Corner - Outside - 5" - Light Oak
	022992-08-000	FT	Molding - Reverse Cove - Champagne White
	042357-11-000	FT	Corner Molding - Radius Plastic - Light Oak
	078325-16-000	FT	Molding - Edge Band - Regal Oak
	078323-06-X14	FT	Cap Molding - Wall
	080176-02-000	FT	Corner Cap - Radius Plastic - Light Oak
	081521-02-007	FT	Corner Molding - Aluminum (Plastic Trim Holder)
	083620-01-000	FT	T Molding - .75" w/Lips - Brown
	092707-01-01A	EA	Molding - Regal Oak - Table Leg
	085746-01-00C	FT	J Trim - Carpet - Beige - PVC
	093998-01-Y15	EA	Oak Trim - Roof to Sidewall
	093881-01-Y15	EA	Oak Trim - Floor to Sidewall

PANELING & COUNTERTOP

Key	Part Number	U/M	Description
	074497-10-000	SF	Paneling - Regal Oak - Wall & Cabinets - 48" x 96"
	089351-01-000	SF	Paneling - Ceiling Headliner - Vinyl
	079886-01-000	SF	Paneling - Cedar - Closet
	088272-44-000	SF	Paneling - Charcoal - Main Wall - 48" x 84" (AE4)
	088272-48-000	SF	Paneling - Graystone - Main Wall - 48" x 84" (AE5)
	088272-59-000	SF	Paneling - Jade - Galley & Dry Bath - 48" x 84" (AE4)
	088272-58-000	SF	Paneling - Graystone - Galley & Dry Bath - 48" x 84" (AE5)
	088272-72-000	SF	Paneling - Travertine - Wet Bath - 48" x 84"
	074498-33-000	SF	Laminate - Plastic - Dinette - 5' x 84"
	074498-24-000	SF	Laminate - Plastic - Nightstands
	085217-04-000	EA	Countertop - Galley - Avonite - Tuscan Rose
	000621-01-000	SF	Veneer - Flat Luana - 48" x 96"
	089297-01-000	SF	Plywood - Luana - Overlay Grade - 48" x 96"
	000885-34-000	SF	Particle Board - 3/8" One Sided - Regal Oak - 49" x 97"
	000885-35-000	SF	Particle Board - 3/4" One Sided - Regal Oak - 49" x 97"
	000885-36-000	SF	Particle Board - 3/4" Two Sided - Regal Oak - 49" x 97"

1990 ITASCA
TABLE OF CONTENTS

INTRODUCTION	A-01 - A-02
ABBREVIATIONS	A-03
ALPHABETICAL/GROUP REFERENCE	A-04 - A-06
ICM27RQ	A-07 - E-15
IKM40RQ	E-17 - I-22

1990 IKM40RQ INDEX

Floor Plan	E-17 - E-18
Accessories Group	E-19 - E-22
Bath Group	E-23 - F-02
Bedroom Group	F-03 - F-05
Chassis Group	F-06 - F-15
Curtain, Cushion & Pad Group	F-16 - G-03
Dinette Group	G-04 - G-06
Driver's Compartment Group	G-07 - G-10
Electrical Group	G-11 - G-15
Exterior Body Group	C-18 - G-24
Galley Group	H-01 - H-06
Heating & Air Conditioning Group	H-07 - H-09
Interior Finish Group	H-10 - H-11
Labels Group	H-12 - H-20
LP Group	H-21
Lounge Group	H-22 - H-23
Sealants & Fasteners Group	H-24 - I-01
Water & Sewage Group	I-02 - I-04
Window, Vent & Exterior Door Group	I-05 - I-22

INTERIOR FINISH GROUP (CONTINUED)

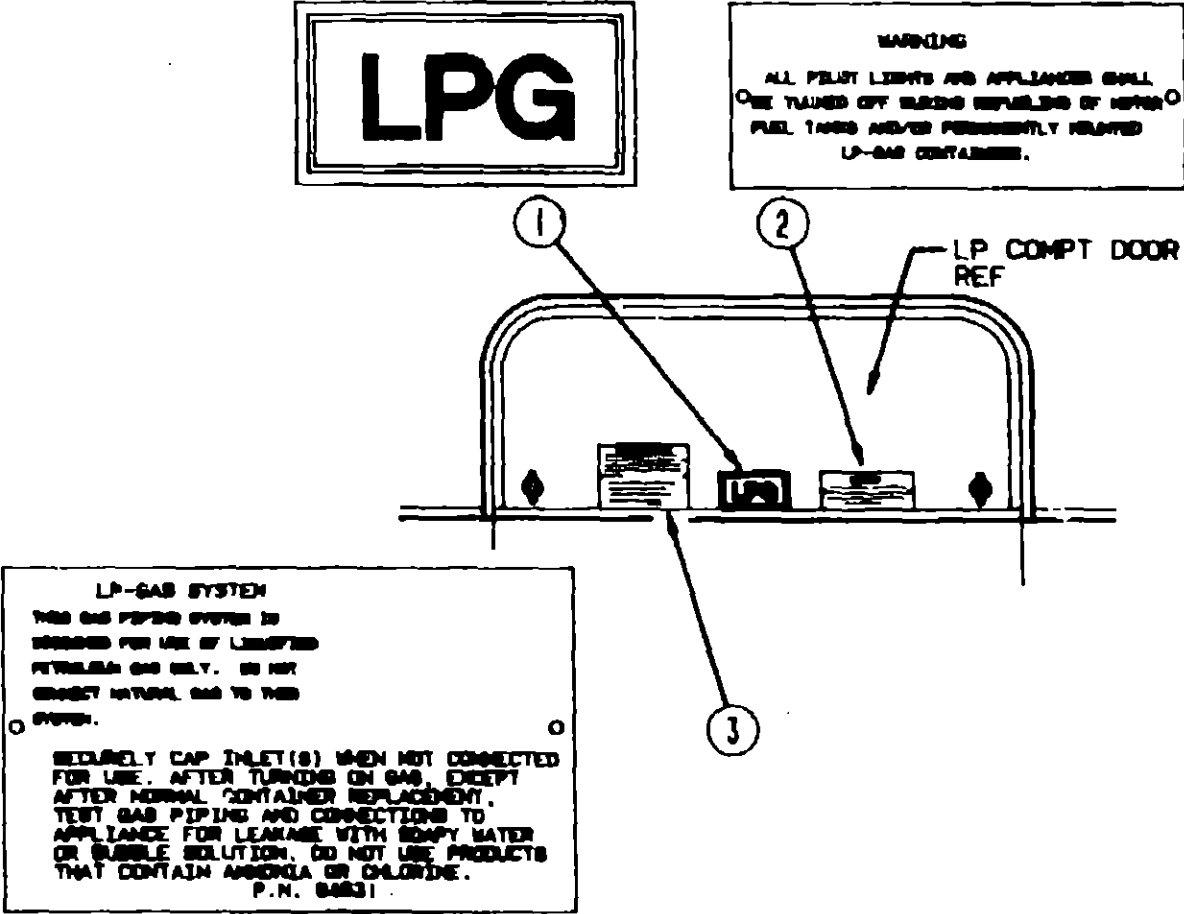
FABRIC & CARPET

Key	Part Number	U/M	Description
	098008-14-000	YD	Fabric - Upholstery - Main - (AE4)
	098008-10-000	YD	Fabric - Upholstery - Main - (AE5)
	098008-33-000	YD	Fabric - Upholstery - Pattern Accent (AE4)
	098008-27-000	YD	Fabric - Upholstery - Pattern Accent (AE5)
	098008-32-000	YD	Fabric - Upholstery - Plain Accent (AE4)
	098008-30-000	YD	Fabric - Upholstery - Plain Accent (AE5)
	088273-37-000	YD	Fabric - Bedspread - (AE4)
	088273-35-000	YD	Fabric - Bedspread - (AE5)
	072880-85-000	SY	Carpet - Amethyst (AE4)
	088080-03-000	SY	Carpet - Eclipse/Gray (AE5)
	082308-03-01A	SY	Parquet Floor
	083488-01-000	SY	Carpet - Charcoal - Outside Storage Compartments
	075233-01-000	SY	Pad - Carpet - 3/8"
	079680-01-000	YD	Vinyl - 26 oz. - Buckskin

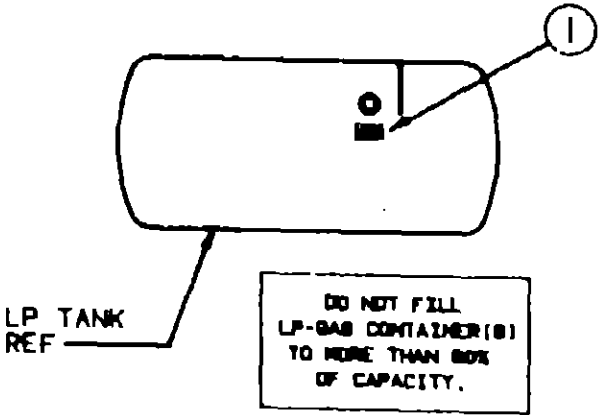
MISCELLANEOUS

Key	Part Number	U/M	Description
	084499-01-000	EA	Fire Extinguisher - 1A10 B.C. - USA
	084499-02-000	EA	Fire Extinguisher - 1A10 B.C. - CSA
	081075-02-000	EA	Floor Mat - Entrance
	081201-02-000	EA	Floor Mat - Driver
	081202-02-000	EA	Floor Mat - Passenger
	054185-35-000	EA	Owners Manual - 1990
	072852-01-000	EA	Smoke Detector - w/9 Volt Battery (USA)
	072852-02-000	EA	Smoke Detector - w/9 Volt Battery (CSA)

LABELS GROUP



Key	Part Number	U/M	Description
1	074559-01-000	EA	Label - "LPG" (California Code)
2	008040-01-000	EA	Tag - Gas Refueling Warning (USA)
2	006040-02-000	EA	Tag - Gas Refueling Warning (CSA)
3	054531-01-000	EA	Label - LP Gas Only (USA)
3	023769-01-000	EA	Label - LP Gas Only (CSA)



Key	Part Number	U/M	Description
1	079965-01-000	EA	Label - LPG - 80% Capacity

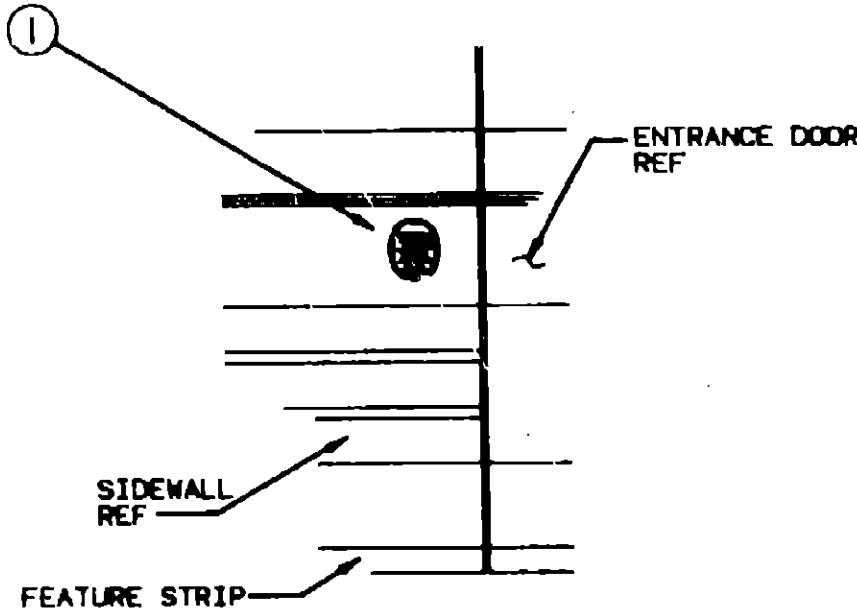

1990 ITASCA
TABLE OF CONTENTS

INTRODUCTION	A-01 - A-02
ABBREVIATIONS	A-03
ALPHABETICAL/GROUP REFERENCE	A-04 - A-06
IKM27RQ	A-07 - E-15
IKM40RQ	E-17 - I-22

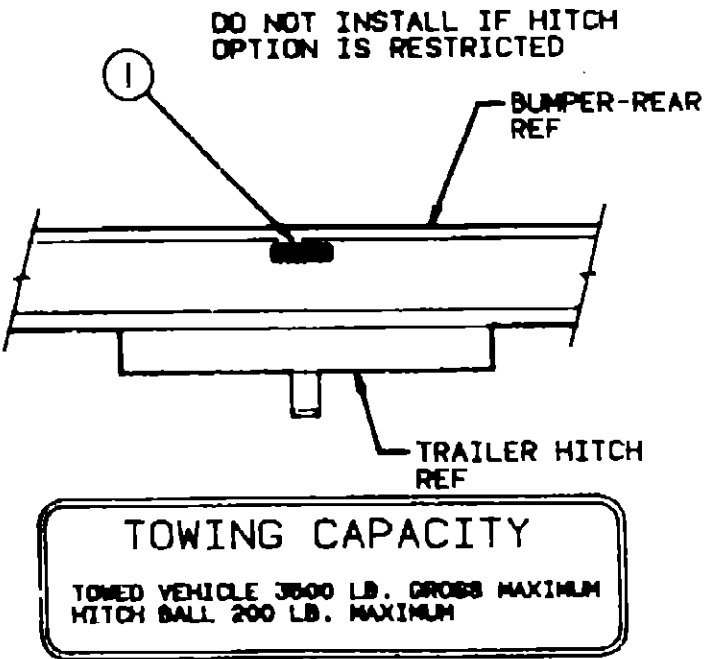
1990 IKM40RQ INDEX

Floor Plan	E-17 - E-18
Accessories Group	E-19 - E-22
Bath Group	E-23 - F-02
Bedroom Group	F-03 - F-05
Chassis Group	F-06 - F-15
Curtain, Cushion & Pad Group	F-16 - G-03
Dinette Group	G-04 - G-06
Driver's Compartment Group	G-07 - G-10
Electrical Group	G-11 - G-15
Exterior Body Group	C-16 - G-24
Galley Group	H-01 - H-06
Heating & Air Conditioning Group	H-07 - H-09
Interior Finish Group	H-10 - H-11
Labels Group	H-12 - H-20
LP Group	H-21
Lounge Group	H-22 - H-23
Sealants & Fasteners Group	H-24 - I-01
Water & Sewage Group	I-02 - I-04
Window, Vent & Exterior Door Group	I-05 - I-22

LABELS GROUP (CONTINUED)

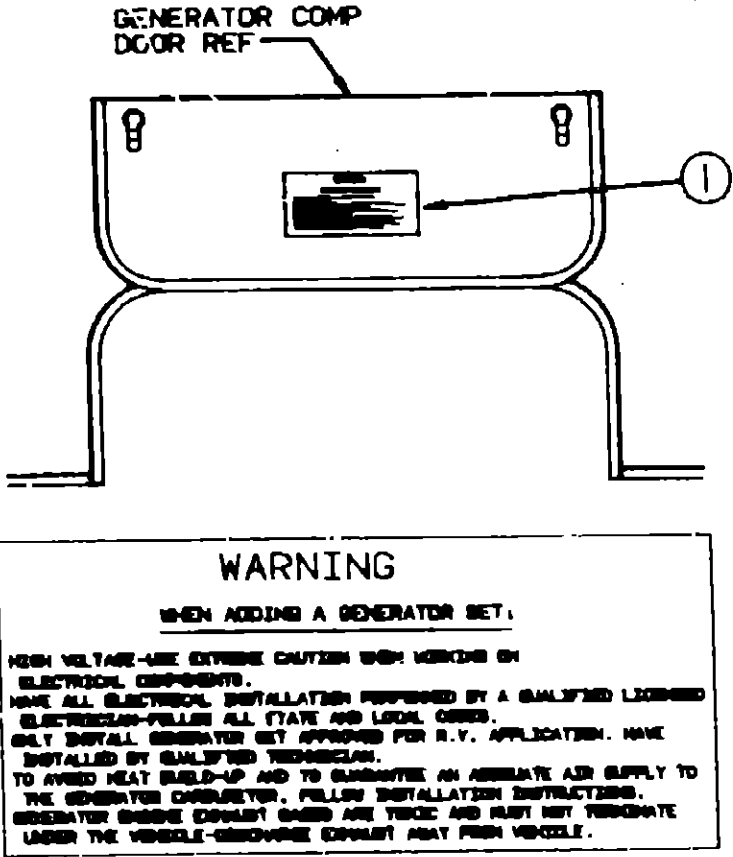


Key	Part Number	U/M	Description
1	006019-01-000	EA	Tag - RVIA Approved - Plastic

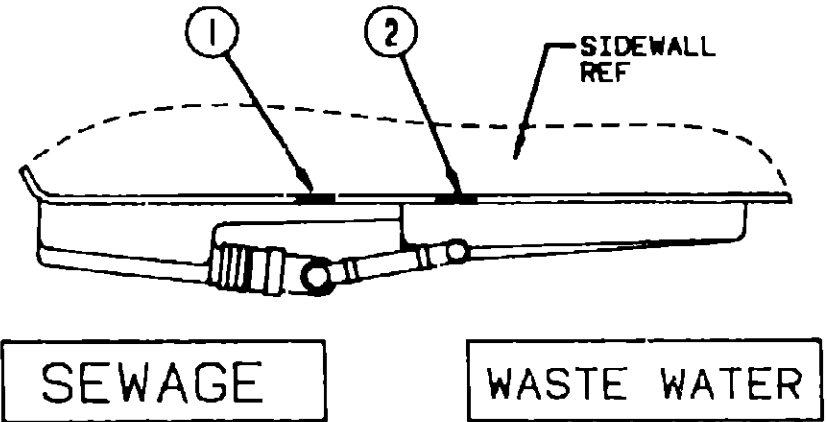


Key	Part Number	U/M	Description
1	075221-03-000	EA	Label - Towing Capacity

LABELS GROUP (CONTINUED)



Key	Part Number	U/M	Description
1	077510-01-000	EA	Label - Generator Prep



Key	Part Number	U/M	Description
1	006187-01-000	EA	Label - Sewage
2	006188-01-000	EA	Label - Waste Water

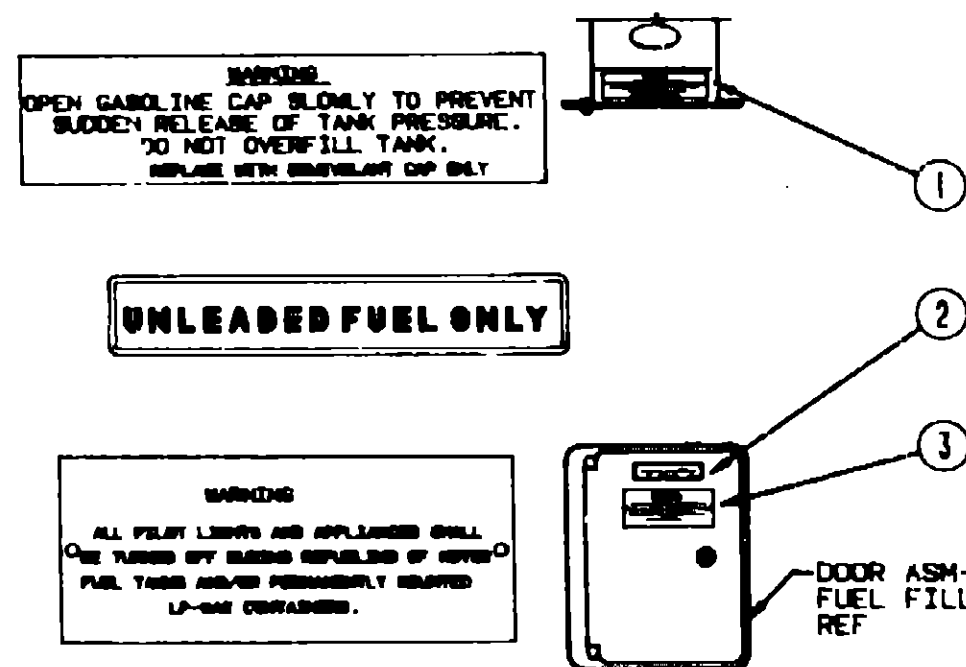
1990 ITASCA
TABLE OF CONTENTS

INTRODUCTION	A-01 - A-02
ABBREVIATIONS	A-02
ALPHABETICAL/GROUP REFERENCE	A-04 - A-06
ICM27RQ	A-07 - E-15
IKM40RQ	E-17 - I-22

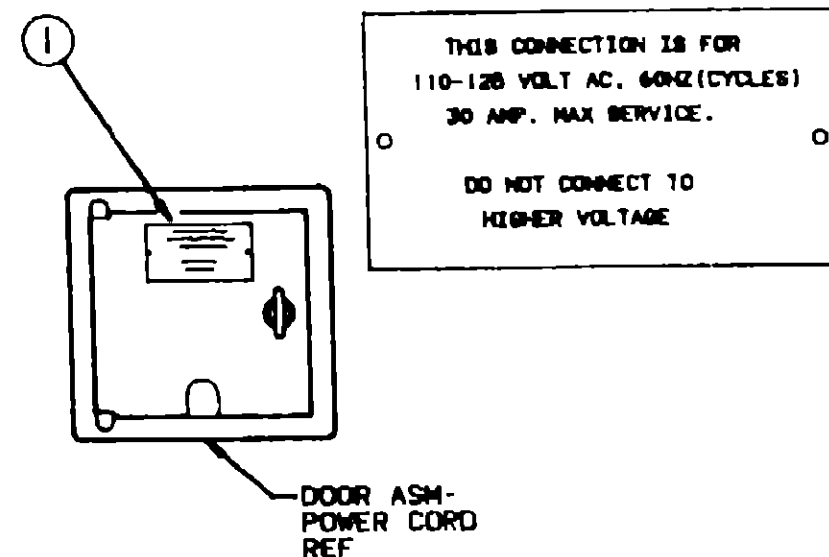
1990 IKM40RQ INDEX

Floor Plan	E-17 - E-18
Accessories Group	E-19 - E-22
Bath Group	E-23 - F-02
Bedroom Group	F-03 - F-05
Chassis Group	F-06 - F-15
Curtain, Cushion & Pad Group	F-16 - G-03
Dinette Group	G-04 - G-06
Driver's Compartment Group	G-07 - G-10
Electrical Group	G-11 - G-15
Exterior Body Group	C-16 - G-24
Galley Group	H-01 - H-06
Heating & Air Conditioning Group	H-07 - H-09
Interior Finish Group	H-10 - H-11
Labels Group	H-12 - H-20
LP Group	H-21
Lounge Group	H-22 - H-23
Sealants & Fasteners Group	H-24 - I-01
Water & Sewage Group	I-02 - I-04
Window, Vent & Exterior Door Group	I-05 - I-22

LABELS GROUP (CONTINUED)

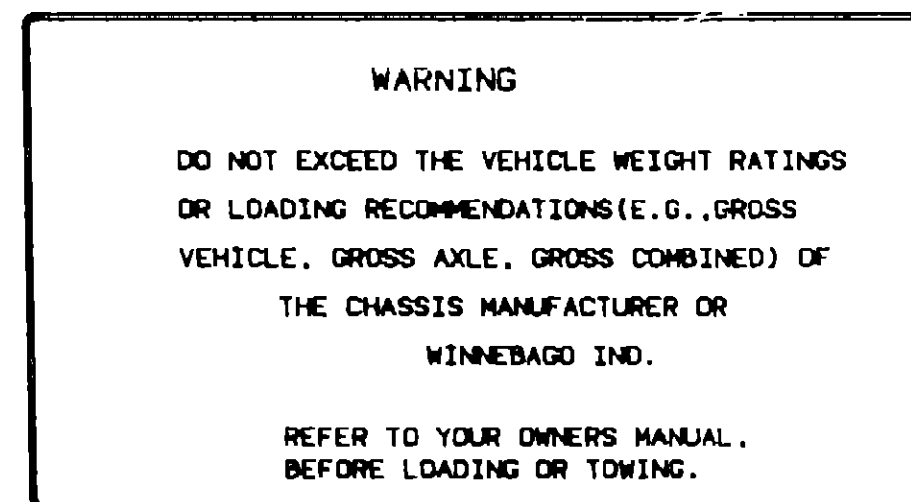
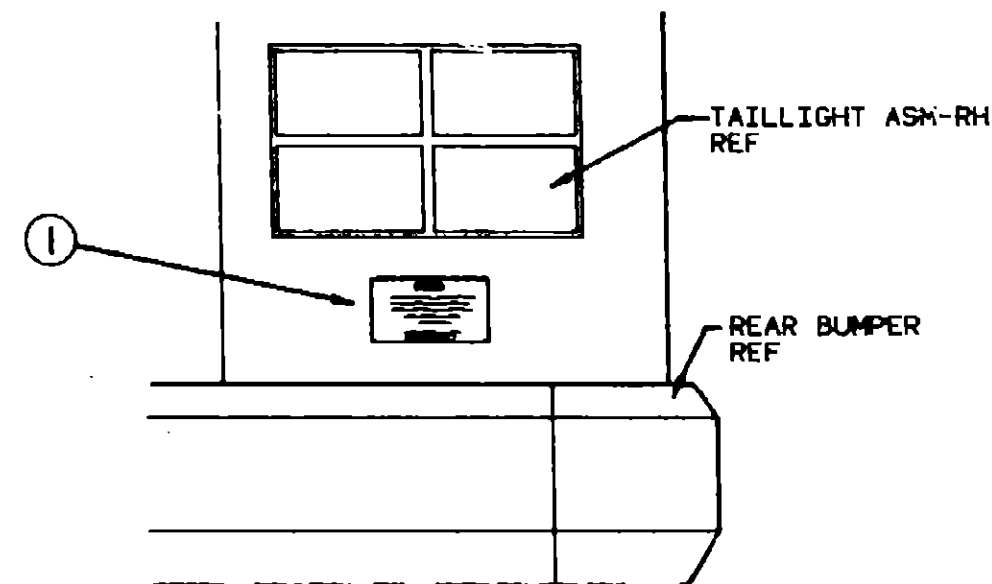


Key	Part Number	U/M	Description
1	087207-05-000	EA	Label - Fuel Cap Removal (GM-15611763)
2	062043-01-000	EA	Label - Unleaded Fuel
3	006040-01-000	EA	Tag - Gas Refueling Warning (USA)
3	006040-02-000	EA	Tag - Gas Refueling Warning (CSA)

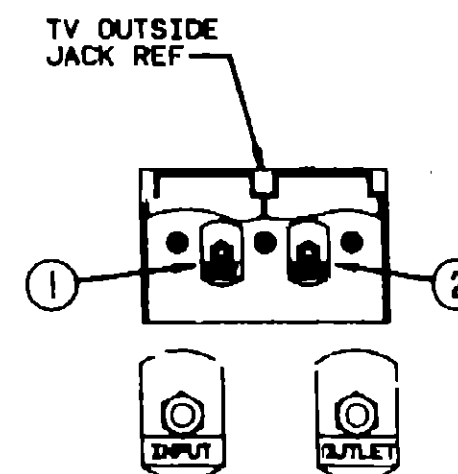


Key	Part Number	U/M	Description
1	006062-01-000	EA	Tag - Electrical - 110 Volt Connection

LABELS GROUP (CONTINUED)



Key	Part Number	U/M	Description
1	075220-01-000	EA	Label - Exterior Load Warning



Key	Part Number	U/M	Description
1	087236-01-000	EA	Label - Cable Input
2	087236-02-000	EA	Label - TV Outlet

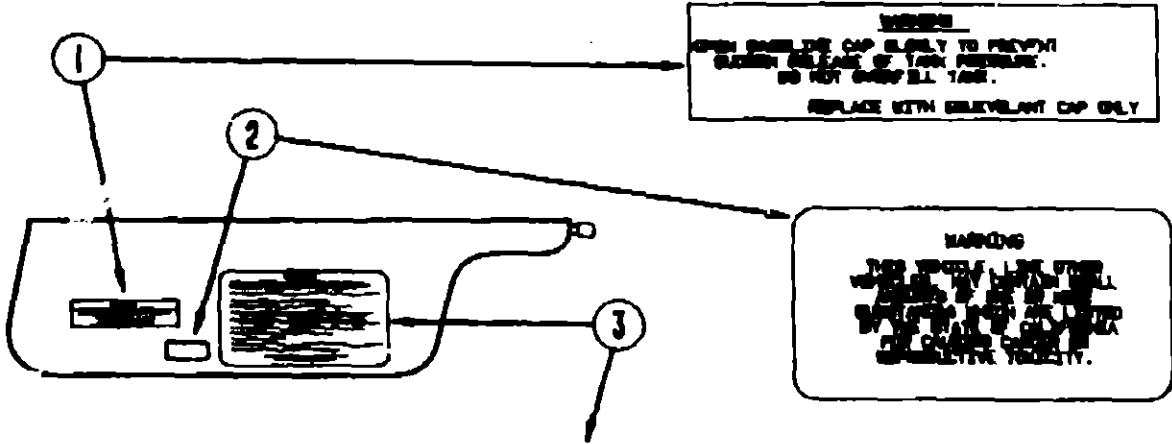
1990 ITASCA TABLE OF CONTENTS

INTRODUCTION	A-01 - A-02
ABBREVIATIONS	A-03
ALPHABETICAL/GROUP REFERENCE	A-04 - A-06
ICM27RQ	A-07 - E-15
IKM40RQ	E-17 - I-22

1990 IKM40RQ INDEX

Floor Plan	E-17 - E-18
Accessories Group	E-19 - E-22
Bath Group	E-23 - F-02
Bedroom Group	F-03 - F-05
Chassis Group	F-06 - F-15
Curtain, Cushion & Pad Group	F-16 - G-03
Dinette Group	G-04 - G-06
Driver's Compartment Group	G-07 - G-10
Electrical Group	G-11 - G-15
Exterior Body Group	G-16 - G-24
Galley Group	H-01 - H-06
Heating & Air Conditioning Group	H-07 - H-09
Interior Finish Group	H-10 - H-11
Labels Group	H-12 - H-20
LP Group	H-21
Lounge Group	H-22 - H-23
Sealants & Fasteners Group	H-24 - I-01
Water & Sewage Group	I-02 - I-04
Window, Vent & Exterior Door Group	I-05 - I-22

LABELS GROUP (CONTINUED)



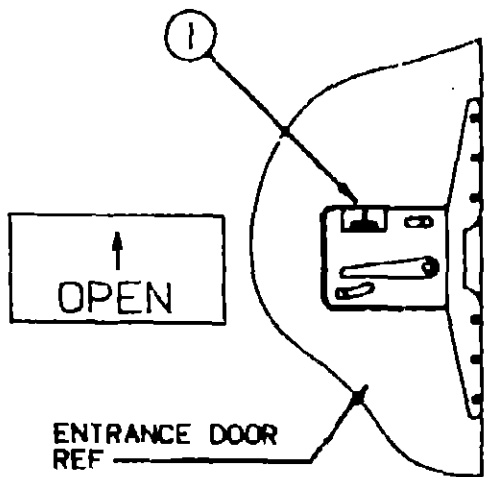
CAUTION

THIS MOTOR HOME HAS BEEN DESIGNED, MANUFACTURED AND TESTED WITH CONCERN FOR THE PROTECTION OF IT'S OCCUPANTS. WE REQUESTED YOU PERFORM THE FOLLOWING INSPECTIONS FOR YOUR SAFETY AND THE SAFETY OF YOUR PASSENGERS BEFORE STARTING YOUR VEHICLE.

1. LP GAS SYSTEM- TURN OFF AT TANK FOR TRAVELING. TEST FOR LEAKS UPON ARRIVAL AT DESTINATION. BEFORE LIGHTING PILOTS.
2. WHEELS- INSPECT FOR DAMAGE AND CHECK LUG NUTS FOR TIGHTNESS.
3. TIRES- INSPECT FOR WEAR AND CHECK FOR RECOMMENDED AIR PRESSURE.
4. LIGHTS- TEST FOR PROPER OPERATION OF ALL INTERIOR AND EXTERIOR LIGHTS INCLUDING DASH LIGHTS, HEADLIGHTS, TAIL LIGHTS, BRAKE LIGHTS, CLEARANCE LIGHTS AND TURN SIGNALS.
5. EXITS- INSPECT RELEASE MECHANISM ON EMERGENCY EXIT WINDOW. TEST BOTH LEADS ON MAIN ENTRANCE DOOR FOR EASE OF OPERATION AND INSTRUCT PASSENGERS HOW TO USE BOTH MEANS OF EXIT.
6. SEAT BELTS- INSTRUCT PASSENGERS TO DISCONNECT SEATS AND RELEASE USE OF SEAT BELTS.
7. APPLIANCES- TURN OFF AND LATCH OR LOCK DEVICES WHERE PROVIDED.
8. LOOSE PARCELS- STORE SECURELY.
9. UTILITY SUPPLY LINES- DISCONNECT ALL ELECTRIC, WATER AND WATER LINES AND SECURE PROPERLY.
10. ENTRANCE DOOR STOP- PLACE IN RETRACTED POSITION FOR TRAVELING.

READ YOUR MOTOR HOME AND CHASSIS OWNER'S MANUAL FOR FURTHER PRECAUTIONS

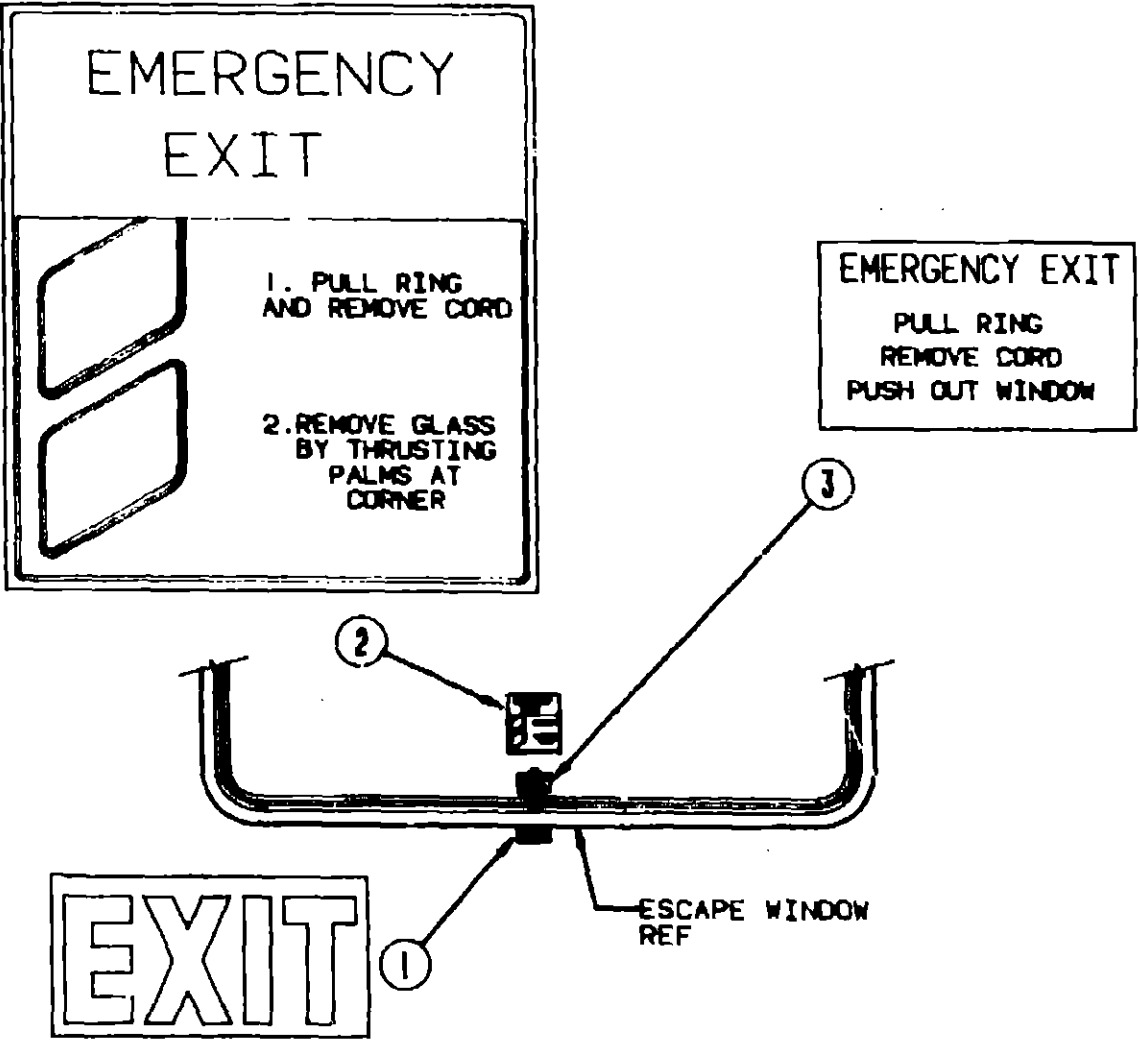
Key	Part Number	U/M	Description
1	067207-05-000	EA	Label - Fuel Cap Removal
2	099889-01-000	EA	Label - Warning - Cancer/Toxicity (California Code)
3	056259-01-000	EA	Label - Safety Check List



Key	Part Number	U/M	Description
1	040944-01-000	EA	Label - Open

H-17

LABELS GROUP (CONTINUED)



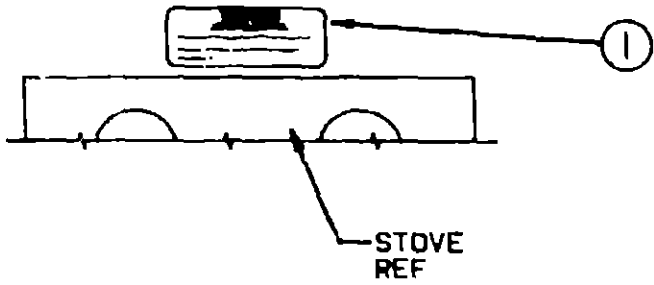
Key	Part Number	U/M	Description
1	039290-01-000	EA	Label - Warning - Exit
2	047731-01-000	EA	Label - Emergency Exit
3	006199-01-000	EA	Label - Exit - Escape Window

WARNING

IT IS NOT SAFE TO USE OVERHEAD APPLIANCES FOR COMFORT HEATING

OVERHEAD APPLIANCES USED FROM AIR FOR SAFE OPERATION BEFORE OPERATION.

1. OPEN OVERHEAD VENT OR TURN ON EXHAUST FAN AND,
2. OPEN WINDOW.



Key	Part Number	U/M	Description
1	050225-01-000	EA	Label - Warning - Stove Vent (USA)
1	050222-01-000	EA	Label - Warning - Stove Vent (CSA)

1990 ITASCA
TABLE OF CONTENTS

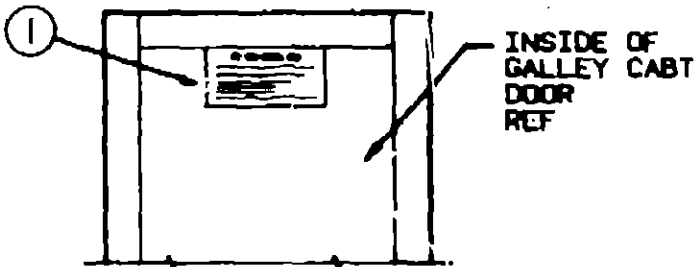
INTRODUCTION	A-01 - A-02
ABBREVIATIONS	A-03
ALPHABETICAL/GROUP REFERENCE	A-04 - A-06
ICM27RQ	A-07 - E-15
IKM40RQ	E-17 - I-22

1990 IKM40RQ INDEX

Floor Plan	E-17 - E-18
Accessories Group	E-19 - E-22
Bath Group	E-23 - F-02
Bedroom Group	F-03 - F-05
Chassis Group	F-06 - F-15
Curtain, Cushion & Pad Group	F-16 - G-03
Dinette Group	G-04 - G-06
Driver's Compartment Group	G-07 - G-10
Electrical Group	G-11 - G-15
Exterior Body Group	C-16 - G-24
Galley Group	H-01 - H-06
Heating & Air Conditioning Group	H-07 - I-09
Interior Finish Group	H-10 - H-11
Labels Group	H-12 - H-20
LP Group	H-21
Lounge Group	H-22 - H-23
Sealants & Fasteners Group	H-24 - I-01
Water & Sewage Group	I-02 - I-04
Window, Vent & Exterior Door Group	I-05 - I-22

H-18

LABELS GROUP (CONTINUED)

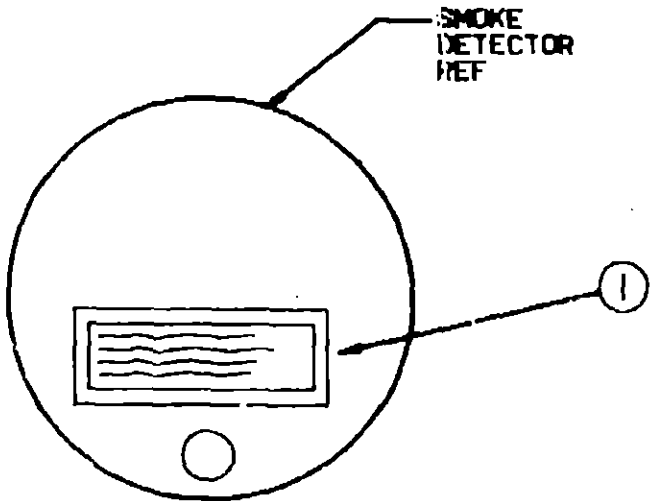


INSIDE OF
GALLEY CABT
DOOR
REF

IF YOU SMELL GAS

1. EXTINGUISH ANY OPEN FLAME, PILOT LIGHTS AND ALL OPENED MATERIALS.
2. SHUT OFF THE GAS SUPPLY AT THE TANK VALVE OR GAS SUPPLY CONNECTION.
3. OPEN DOORS AND OTHER VENTILATING DEVICES.
4. DO NOT TOUCH ELECTRICAL SWITCHES.
5. LEAVE THE AREA UNTIL GASES CLEAR.
6. HAVE THE GAS SYSTEM CHECKED AND LEAKAGE SOURCE CORRECTED BEFORE USING AGAIN.

Key	Part Number	U/M	Description
1	073998-01-00	EA	Label - LP Gas Odor Warning



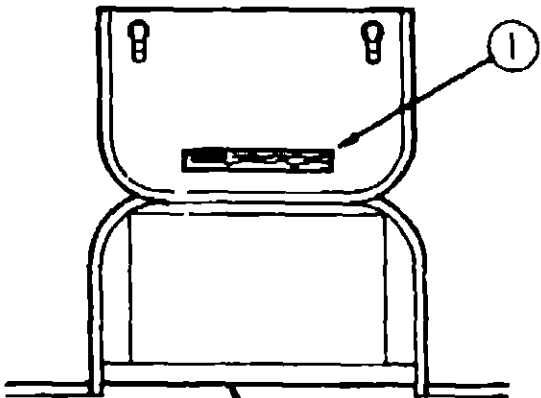
SMOKE
DETECTOR
REF

WARNING: TEST SMOKE DETECTOR
OPERATION AFTER VEHICLE HAS BEEN IN
STORAGE. BEFORE EACH TRIP AND AT
LEAST ONCE PER WEEK DURING USE.

Key	Part Number	U/M	Description
1	077956-01-000	EA	Label - Warning - Smoke Detector

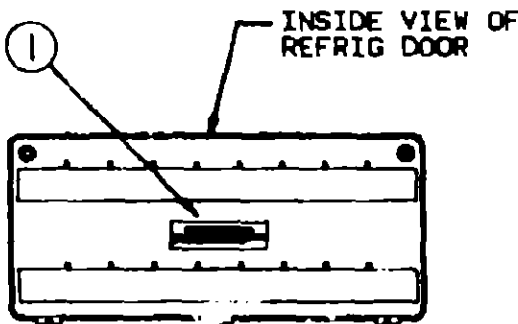
LABELS GROUP (CONTINUED)

WARNING DISCONNECT BATTERIES BEFORE
CONNECTING EXTERNAL CHARGING EQUIPMENT.



BATTERY COMPARTMENT
REF

Key	Part Number	U/M	Description
1	065748-01-000	EA	Label - Caution - Battery Charging



INSIDE VIEW OF
REFRIG DOOR

COMBUSTION AIR KIT NO 84870
FORCOLD ES MODELS
THIS VENTILATION KIT MUST BE INSTALLED
AND USED WITHOUT MODIFICATION.

Key	Part Number	U/M	Description
1	070905-02-000	EA	Label - Refrigerator Combustion Air

Key	Part Number	U/M	Description
	006064-01-000	EA	Label - Seat w/o Seat Belt (USA)
	006064-02-000	EA	Label - Seat w/o Seat Belt (CSA)
	035709-01-000	EA	Label - Warning - No Storage
	074963-01-000	EA	Label - Air Conditioner Selector Switch
	091224-02-000	EA	Label - Trailer Lighting
	091243-01-000	EA	Label - Air Conditioner Cover
	099509-01-000	EA	Label - Awning Installation

**1990 ITASCA
TABLE OF CONTENTS**

INTRODUCTION	A-01 - A-02
ABBREVIATIONS	A-03
ALPHABETICAL/GROUP REFERENCE	A-04 - A-06
ICM27RU	A-07 - E-15
IKM40RQ	E-17 - I-22

1990 IKM40RQ INDEX

Floor Plan	E-17 - E-18
Accessories Group	E-19 - E-22
Bath Group	E-23 - F-02
Bedroom Group	F-03 - F-05
Chassis Group	F-06 - F-15
Curtain, Cushion & Pad Group	F-16 - G-03
Dinette Group	G-04 - G-06
Driver's Compartment Group	G-07 - G-10
Electrical Group	G-11 - G-15
Exterior Body Group	C-16 - G-24
Galley Group	H-01 - H-06
Heating & Air Conditioning Group	H-07 - H-09
Interior Finish Group	H-10 - H-11
Labels Group	H-12 - H-20
I.P. Group	H-21
Lounge Group	H-22 - H-23
Sealants & Fasteners Group	H-24 - I-01
Water & Sewage Group	I-02 - I-04
Window, Vent & Exterior Door Group	I-05 - I-22

This diagram shows the exploded view of a mechanical assembly. The components are numbered 1 through 14. The main assembly consists of a large cylindrical body (6) with a handle on top. A bracket (7) is attached to the side of the cylinder. A long rod (1) is connected to a small rectangular component (2) which is mounted on the cylinder. A T-junction fitting (3) is connected to the rod. A small circular component (4) is also part of the assembly. A rectangular block (12) is shown separately. A small rectangular component (14) is connected to a small rectangular component (13) which is mounted on the cylinder. A small circular component (11) is also part of the assembly. A small circular component (10) is connected to a small rectangular component (9) which is mounted on the cylinder. A small circular component (8) is also part of the assembly. A small circular component (5) is connected to a small rectangular component (4) which is mounted on the cylinder. A small circular component (6) is also part of the assembly.

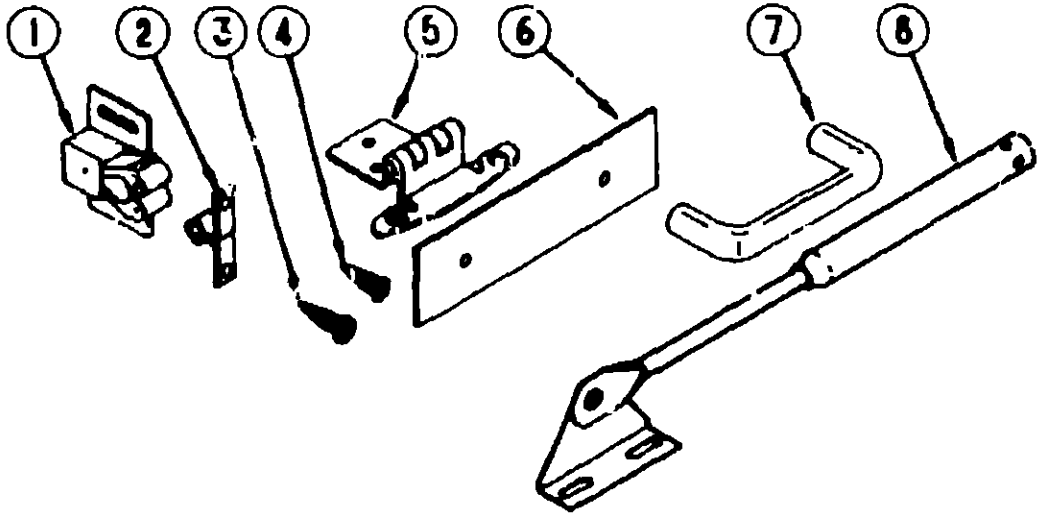
Key	Part Number	U/M	Description
1	045703-01-000	EA	Hose Asm. - LP - 3/8" ID x 24" (USA)
1	045703-02-000	EA	Hose Asm. - LP - 3/8" ID x 24" (CSA)
2	076301-01-000	EA	Regulator - Two Stage
3	040421-01-708	EA	Handwheel - Service Valve
4	040421-01-703	EA	Service Valve - Vapor Relief
5	088253-01-000	EA	LP Tank - 100 Pound - 16" Dia. x 36"
6	040421-01-711	EA	Inner Tank Valve - 80% Fill
7	040421-01-701	EA	Fill Valve
8	040421-01-702	EA	Fill Valve Cap
9	040421-01-700	EA	Liquid Level Gauge
10	040421-01-707	EA	Float Gauge
11	040440-02-000	EA	Dial - Visible Face - Float Gauge (w/Electric Transmitter)
12	081938-01-000	EA	Cover - LP Regulator
13	010329-01-000	EA	Adapter - Brass - 1/2" F x 1/2" MPT
14	065318-02-000	EA	Elbow - Brass - 90° - 3/8" MPT x 3/8" FPT
	065741-01-000	EA	Gauge - Diaphragm Pressure - Test Leak (Manometer)
	010844-01-000	FT	Pipe - Black Steel - 1/2" ID
	010515-01-000	EA	Elbow - Black Steel - 1/2" ID x 90°
	010536-01-000	EA	Tee - Black Steel - 1/2" ID
	010589-01-000	EA	Nipple - Black Steel - 1/2" ID x 1 1/2" Long
	057042-01-000	EA	Cross - Black Steel - 1/2" ID
	093360-01-000	EA	Coupler - Black Steel - 1/2" ID to 3/8" ID
	010473-01-000	FT	Copper Tubing - 3/8" OD
	010474-01-000	EA	Copper Tubing - 1/2" OD
	010271-01-000	EA	Elbow - Brass - 90° - 1/2" F x 1/2" MPT
	010377-02-000	EA	Nut - Brass - 3/4" F
	010380-02-000	EA	Nut - Brass - 1/2" F
	006042-01-000	FT	Vinyl Tubing - .65" ID
	016188-03-000	EA	Grommet - 3/8" - 2.5" Long
	016188-04-000	EA	Grommet - 1/2" - 2.5" Long
	016188-05-000	EA	Grommet - 3/8" - 1.25" Long

Key	Part Number	U/M	Description
1	093998-01-Y15	EA	Roof Trim Molding - 94"
2	082686-08-000	EA	Table Lamp (USA)
2	082686-10-000	EA	Table Lamp (CSA)
2	032686-07-000	EA	Lamp Shade
3	094837-01-Y15	EA	Cabinet Shelf
4	095186-01-000	EA	Door Bell Alarm
	095187-01-000	EA	Door Bell Switch
5	065202-13-000	EA	Wall Lamp - Brass/Chrome
5	065201-07-000	EA	Lamp Shade
6	M99235-01-AB4	EA	Cabinet Asm.
7	M97028-03-AB4	EA	Door Asm. - w/o Hardware
8	094744-01-Y15	EA	Entrance Door Molding - Top
9	094743-01-Y15	EA	Entrance Door Molding - Forward
10	094743-02-Y15	EA	Entrance Door Molding - Rear Upper or Lower
11	094772-01-Y15	EA	Handrail
	092309-03-01A	EA	Handrail Wall Bracket
12	091073-07-AB4	EA	Step Trim
13	088679-02-AB4	EA	Step Trim
14	094799-01-Y15	EA	Cabinet Asm.
15	M88304-78-Y15	EA	Door Asm. - w/o Hardware
16	093881-03-Y15	EA	Floor Molding
17	094799-13-Y15	EA	Table Top
18	094799-12-Y15	EA	Table Top Extension - Left or Right Side
	008049-01-000	EA	Support Bracket - Dropleaf Table
	069141-01-000	EA	Castor
	095902-01-01A	EA	Gate Latch Asm. - Bronze (Cabinet to Wall)

INTRODUCTION	A-01 - A-02
ABBREVIATIONS	A-03
ALPHABETICAL/GROUP REFERENCE	A-04 - A-06
ICM27RQ	A-07 - E-15
IKM40RQ	E-17 - I-22

Floor Plan	E-17 - E-18
Accessories Group	E-19 - E-22
Bath Group	E-23 - F-02
Bedroom Group	F-03 - F-05
Chassis Group	F-06 - F-15
Curtain, Cushion & Pad Group	F-16 - G-03
Dinette Group	G-04 - G-03
Driver's Compartment Group	G-07 - G-10
Electrical Group	G-11 - G-15
Exterior Body Group	G-16 - G-24
Galley Group	H-01 - H-06
Heating & Air Conditioning Group	H-07 - H-09
Interior Finish Group	H-10 - H-11
Labels Group	H-12 - H-20
LP Group	H-21
Lounge Group	H-22 - H-23
Sealants & Fasteners Group	H-24 - I-01
Water & Sewage Group	I-02 - I-04
Window, Vent & Exterior Door Group	I-05 - I-22

LOUNGE GROUP (CONYINUED)



CABINET HARDWARE (DOORS & CABINETS)

Key	Part Number	U/M	Description
1	083588-03-000	EA	Roller Catch
2	083588-04-000	EA	Steel Strike
3	000G88-06-10G	EA	Screw - #6 - 18 x .625" POH - Antique Brass - Hinge to Door
4	000G13-08-10G	EA	Screw #6 - 20 x .625" PFH - Antique Brass - Hinge to Cabinet
5	059777-02-000	EA	Hinge - Burnished Brass (Doors)
6	100985-01-000	EA	Brass Backplate
7	083579-01-000	EA	Pull Handle
8	074483-02-000	EA	Door Support

SEALANTS & FASTENERS

SCREWS & FASTENERS

Key	Part Number	U/M	Description
	000C13-07-488	EA	Bolt - Hex - 7/16 - 20 x 3 - Zn 5
	000C26-05-20B	EA	Bolt - Hex - Ser Fig 5/16 - 18 x 1 1/4" - Zinc
	000D24-10-00B	EA	Nut - Hex - Locking - 10-32 - Zn
	000D39-05-00B	EA	Nut - Hex - Ser Fig Lk - 5/16 - 18 - Zn
	000D39-06-00B	EA	Nut - Hex - Ser Fig Lk - 3/8 - 16 - Zn
	000D39-08-00B	EA	Nut - Hex - Ser Fig Lk - 1/2 - 13 - Zn
	000D44-07-00B	EA	Nut - Hex - Ser Fig Lk - 7/16 - 20 - Zn
	000E13-11-00B	EA	Washer - Flat - 3/16" Wide - Zn
	000G11-06-10J	EA	Screw - 6 - 20 x 5/8 PPH - Brass
	000G11-07-08B	EA	Screw - 7 - 19 x 1/2 PPH - Zn
	000G11-08-06B	EA	Screw - 8 - 18 x 3/8 PPH - Zn
	000G11-08-12B	EA	Screw - 8 - 18 x 3/4 PPH - Zn
	000G11-08-12D	EA	Screw - 8 - 18 x 3/4 PPH - Black
	000G11-08-12P	EA	Screw - 8 - 18 x .75 - Dark Brown
	000G11-08-12R	EA	Screw - 8 - 18 x .75 PPH - Beige
	000G11-08-12S	EA	Screw - 8 - 18 x .75 PPH - Off White
	000G11-08-16S	EA	Screw - 8 - 18 x 1.00 PPH - Off White
	000G11-10-12D	EA	Screw - 10 - 16 x 3/4 PPH - Black
	000G11-10-24P	EA	Screw - 10 - 16 x 1 1/2 PPH - Dark Brown
	000G12-08-12S	EA	Screw - 8 - 18 x .75 POH - Off White
	000G12-08-16S	EA	Screw - 8 - 18 x 1" POH - Off White
	000G13-06-08B	EA	Screw - 6 - 20 x 1/2 PFH - Zn
	000G13-06-10G	EA	Screw - 6 - 20 x 5/8 PFH - Antique Brass
	000G13-07-12B	EA	Screw - 7 - 19 x 3/4 PFH - Zn
	000G13-08-16B	EA	Screw - 8 - 18 x 1 PFH - Zn
	000G18-08-12B	EA	Screw - Machine - 8 - 32 x 3/4" PPH - Zn
	000G18-08-16B	EA	Screw - Machine - 8 - 32 x 1 PPH - Zn
	000G18-08-22B	EA	Screw - Machine - 8 - 32 x 1 3/8 PPH - Zn
	000G39-08-08B	EA	Screw - SF/DR 8 - 18 x 1/2 PPH - Zn
	000G39-08-08R	EA	Screw - SF/DR 8 - 18 x 1/2 PPH - Beige
	000G39-08-12B	EA	Screw - SF/DR 8 - 18 x 3/4 PPH - Zn
	000G39-08-12H	EA	Screw - SF/DR 8 - 18 x 3/4 PPH - Beige
	000G39-08-16S	EA	Screw - SF/DR 8 - 18 x 1.00 PPH - Off White
	000G39-08-24B	EA	Screw - SF/DR 8 - 18 x 1 1/2 PPH - Zn
	000G39-08-24S	EA	Screw - SF/DR 8 - 18 x 1.50 PPH - Off White
	000G39-10-10S	EA	Screw - SF/DR 10 - 16 x .62" PPH - Off White
	000G39-10-12D	EA	Screw - SF/DR 10 - 16 x 3/4 PPH - Black
	000G39-10-20B	EA	Screw - SF/DR 10 - 16 x 1 1/4 PPH - Zn
	000G42-04-16B	EA	Screw - SF/DR 1/4 - 14 x 1 HWH - Zn
	000G53-04-06B	EA	Screw - Machine - 1/4 - 20 x 3/8 PPH - Zn
	000G54-04-20B	EA	Screw - 1/4 - 20 x 1 1/4 PTH Typ 23 - Zn
	000G67-10-08B	EA	Screw - 10 - 12 x 1/2 PPH - Zn
	000G67-10-0JR	EA	Screw - 10 - 12 x 1/2 PPH - Beige - Type A
	000G67-10-10B	EA	Screw - 10 - 12 x 5/8 PPH - Zn - Type A
	000G67-10-10R	EA	Screw - 10 - 12 x 5/8 PPH - Beige - Type A
	000G67-10-12B	EA	Screw - 10 - 12 x 3/4 PPH - Zn
	000G67-10-12P	EA	Screw - 10 - 12 x .75 PPH - Dark Brown
	000G67-10-12U	EA	Screw - 10 - 12 x .75 PPH - Tan
	000G67-10-24B	EA	Screw - 10 - 12 x 1 1/2 PPH - Zn
	000G67-10-32B	EA	Screw - 10 - 12 x 2 PPH - Zn
	000G88-06-10G	EA	Screw - 6 - 18 x 5/8 POH - Antique Brass
	000H16-04-06R	EA	Rivet - Pop - AL 1/8 x .313 - .375
	005081-01-000	EA	Nut - Speed - C Type - No. 8 Screw
	062401-02-000	EA	Clamp - Hose - Wormgear - 1.56" - 2.5"
	062401-06-000	EA	Clamp - Hose - Wormgear - .22" x .62"
	007161-01-000	EA	Clamp - Hose - Spring Type - 1/2"
	008343-01-000	EA	Tie - Wire - 8"
	008386-01-000	EA	Grommet - Snap - 3/8
	008401-01-000	EA	Strap - Conduit - 3/4" - 1 Hole - Galvanized Steel

1990 ITASCA
TABLE OF CONTENTS

INTRODUCTION	A-01 - A-02
ABBREVIATIONS	A-03
ALPHABETICAL/GROUP REFERENCE	A-04 - A-08
ICM27PQ	A-07 - E-15
IKM40RQ	E-17 - I-22

1990 IKM40RQ INDEX

Floor Plan	E-17 - E-18
Accessories Group	E-19 - E-22
Bath Group	E-23 - F-02
Bedroom Group	F-03 - F-05
Chassis Group	F-06 - F-15
Curtain, Cushion & Pad Group	F-16 - G-03
Dinette Group	G-04 - G-06
Driver's Compartment Group	G-07 - G-10
Electrical Group	G-11 - G-15
Exterior Body Group	C-16 - G-24
Galley Group	H-01 - H-06
Heating & Air Conditioning Group	F-07 - H-09
Interior Finish Group	H-10 - H-11
Labels Group	H-12 - H-20
LP Group	H-21
Lounge Group	H-22 - H-23
Sealants & Fasteners Group	H-24 - I-01
Water & Sewage Group	I-02 - I-04
Window, Vent & Exterior Door Group	I-05 - I-22

SEALANTS & FASTENERS GROUP (CONTINUED)

SCREWS & FASTENERS (CONTINUED)

Key	Part Number	U/M	Description
	010495-01-000	EA	Clamp - Cable - 9/16"
	010497-01-000	EA	Clamp - Closed - 5/8" ID
	010497-03-000	EA	Clamp - Closed - 1" ID - Cushioned
	010499-01-000	EA	Clamp - Closed - 3/8" ID
	018804-01-000	EA	Brace - Cabinet - Angled Metal - 2.5"
	083809-01-000	EA	Clamp - Wire Dual - Equal 5/8" Dia
	084884-01-000	EA	Plug - Brass - 3/8"
	087721-01-000	EA	Screw - Flat Head - Tapping - 1/4 x 1 1/4 LG - Zn
	088371-01-000	EA	Screw - Machine - 8 - 32 x 3 5/16 - Zn
	075148-02-000	EA	Clamp - Grounding - Bronze Screws
	075908-01-000	EA	Screw - Machine - 10 - 32 x .56 PTH - Zn
	049465-04-000	EA	Screw - 10 - 16 x 1 PTH w/Washer - Beige
	076790-01-000	EA	Screw - 6 - 20 x 1 1/4 PPH - Black
	063729-04-000	EA	Rivnut - 10 - 32 UNF - .010 - .080

SEALANTS & ADHESIVES

Key	Part Number	U/M	Description
	004020-01-000	QT	Adhesive - ABS Cement (Plastic Fittings)
	004005-02-000	GL	Adhesive - Swirls - Glue (Sidewalls)
	053766-07-000	EA	Bedding Compound - Tube - Beige (Exterior)
	053776-06-000	EA	Bedding Compound - Tube - Clear (Window)
	053766-08-000	EA	Bedding Compound - Tube - Gray (Exterior)
	102352-01-000	EA	Bedding Compound - Tube - Black (Luggage Compartment)
	053766-02-000	EA	Bedding Compound - Tube - Off White (Exterior)
	002328-02-000	EA	Block - Rubber Spacer (Windshield)
	077967-01-000	EA	Sealant - Acrylic Latex - Tube - Off White (Interior Sealant)
	034552-04-000	EA	Sealant - Silicone - Beige
	034552-02-000	EA	Sealant - Silicone - Clear
	034552-07-000	EA	Sealant - Silicone - Dark Gray
	034552-03-000	EA	Sealant - Silicone - Off White
	039518-01-000	EA	Sealant Silicone - Black
	069640-01-000	FT	Sealer Ribbon - .25" Bead x 20'
	069640-02-000	FT	Sealer Ribbon - .5" x .125" x 30'
	069640-03-000	FT	Sealer Ribbon - .75" x .125" x 30'
	069640-09-000	FT	Sealer Ribbon - 1/32" x 2.5" x 30'
	069640-06-000	FT	Sealer Ribbon - 5/16" Bead x 15'
	069640-07-000	FT	Sealer Ribbon - 2" x 3/32" x 30'
	069640-10-000	FT	Sealer Ribbon - 1/32" x 1.5" x 100'
	002707-02-000	FT	Sealer Tape - 5/16" x 1/2"
	102353-01-700	EA	Seam Sealer - Tube - Gray (Roof Seams)
	094401-01-000	EA	Seam Sealer - Tube - Clear (Cap to Sidewall)
	102353-01-700	EA	Seam Sealer - Tube - Aluminum (Roof)
	063642-01-000	FT	Tape - Adhesive - .10mm x 1.5" Wide
	038886-01-000	EA	Tape - Butyl - .31" x .31" x 148" (Windshield)
	076322-01-000	FT	Tape - Foam - Double Coated - .025 x .75 x 72' (Fiberglass Sidewall Seams)
	076322-02-000	FT	Tape - Foam - Double Coated - .045 x 1" (Fiberglass Sidewall Seams)
	100026-01-000	FT	Tape - Foam - Double Coated - .031 x .75 x 72' (Non-Structural Fastening)
	009200-01-000	EA	Tape - Furnace - 1.5"
	002825-01-000	FT	Weather Stripping (Roof Vent)
	081377-01-700	EA	Adhesive - Cyanoacrylate - 10GM

WATER & SEWAGE GROUP

WATER LINES & HARDWARE

Key	Part Number	U/M	Description
	091267-01-000	EA	Galley Faucet - Single Control w/Spray
	087859-03-000	EA	City Water Fill
	081240-02-000	EA	Water Fill - Lockable
	075241-05-000	EA	Shower Faucet (CSA)
	075241-04-000	EA	Shower Faucet (US)
	011048-05-000	EA	Shower Head - w/60" Hose (CSA)
	092314-01-01A	EA	Shower Head Asm. - w/Glide Post - Brass (US)
	075240-06-000	EA	Lavatory Faucet (CSA)
	011056-03-000	EA	Lavatory Faucet (US)
	039800-01-000	FT	Water Line - Plastic - 1/2" OD x 20'
	039800-03-000	FT	Water Line - Plastic - 3/8" OD x 250'
	079381-01-000	FT	Flexible Tubing - Smooth - 1.25" ID
	051393-01-000	EA	Water Heater - Motor Aid - Alwood
	036522-01-000	EA	Brass Cap - 3/8" Flare
	036522-02-000	EA	Brass Cap - 1/2" Flare
	052957-02-000	EA	Plastic Elbow - 1/2" F x 1/2" MPT
	065120-01-000	EA	Plastic Elbow - Swivel 5"
	046128-01-000	EA	Plastic Valve Drain - 1/2" FPT
	052952-01-000	EA	Plastic Nut - 1/2" F
	052957-01-000	EA	Plastic Elbow - 1/2" F x 3/8" MPT
	052959-01-000	EA	Plastic Connector - 1/2" F x 1/4" MPT
	052953-01-000	EA	Plastic Nut - Faucet - 1/2" Tube x 1/2" FPT
	052954-01-000	EA	Plastic Nose Cone Adapter - 3/8" o: 1/2"
	052956-01-000	EA	Plastic Tee - 1/2" F x 1/2" MPT x 1/2" F
	052958-01-000	EA	Plastic Tee - 1/2" F x 1/2" F x 1/2" F
	093217-01-000	EA	Plastic Tee - Swivel - 1/2"
	052960-01-000	EA	Plastic Valve - Line Drain
	093193-01-000	EA	Plastic Header - 1/2" F x 1/2" F x 1/2" F x 1/2" MPT
	010224-01-000	EA	Plastic Adapter - 3/8" MPT x 3/18" Barb
	079317-01-000	EA	Swivel Adapter - .5" Tube x 5" FPT
	098607-01-000	EA	Water Pump (US)
	098607-01-700	EA	Replacement Pump Head
	098607-01-701	EA	Drive Asm.
	098607-01-702	EA	Diaphragm Kit
	098607-01-703	EA	Valve Asm.
	098607-01-704	EA	Upper Housing
	098607-01-705	EA	Check Valve Kit
	098607-01-706	EA	Switch Kit - Upper Housing
	098607-01-707	EA	Motor/Baseplate Replacement
	098607-02-000	EA	Water Pump (CSA)
	089180-01-000	EA	Water Tank 58 Gal.
	077954-02-000	EA	Filter & Screen (Water Tank)
	042989-03-000	EA	Spinweld Fitting - 1 1/4" NPT
	042989-04-000	EA	Spinweld Fitting - 3/8" FPT
	042989-05-000	EA	Spinweld Fitting - 1/2" FPT
	044927-01-000	EA	Adapter - Plastic - 1 1/4" MPT x 1 1/4" BAR
	043032-01-000	EA	Spinweld Patch - 3/8"

1990 ITASCA TABLE OF CONTENTS

INTRODUCTION	A-01 - A-02
ABBREVIATIONS	A-03
ALPHABETICAL/GROUP REFERENCE	A-04 - A-08
IC427RQ	A-07 - E-15
IKM40RQ	E-17 - I-22

1990 IKM40RQ INDEX

Floor Plan	E-17 - E-18
Accessories Group	E-19 - E-22
Bath Group	E-23 - F-02
Bedroom Group	F-03 - F-05
Chassis Group	F-06 - F-15
Curtain, Cushion & Pad Group	F-16 - G-03
Dinette Group	G-04 - G-06
Driver's Compartment Group	G-07 - G-10
Electrical Group	G-11 - G-15
Exterior Body Group	G-16 - G-24
Galley Group	H-01 - H-06
Heating & Air Conditioning Group	H-07 - H-09
Interior Finish Group	H-10 - H-11
Labels Group	H-12 - H-20
LP Group	H-21
Lounge Group	H-22 - H-23
Sealants & Fasteners Group	H-24 - I-01
Water & Sewage Group	I-02 - I-04
Window, Vent & Exterior Door Group	I-05 - I-22

WATER & SEWAGE GROUP (CONTINUED)

DRAINAGE SYSTEM

Key	Part Number	U/M	Description
1	083558-02-000	EA	Vent Cap
2		FT	Plastic Pipe - 1 1/2" (US)
2		FT	Plastic Pipe - 1 1/2" (CSA)
3	092313-01-000	EA	Drain Pipe - Rod Controlled Stopper (US)
3	011083-01-000	EA	Drain Pipe - Rod Controlled Stopper (CSA)
4	010079-01-000	EA	Tee - 1 1/2" H x 1 1/2" H x 1 1/4" H
5		FT	Plastic Pipe - 1 1/4" (US)
5		FT	Plastic Pipe - 1 1/4" (CSA)
6	010071-01-000	EA	Tee - 1 1/2" H x 1 1/2" H x 1 1/2" H
7	033761-01-000	EA	Street Elbow - 1 1/2" H x 90°
8	010008-01-000	EA	Elbow - 1 1/2" H x 1 1/2" H x 90°
9	092444-01-000	EA	Holding Tank
10	092479-01-000	EA	Holding Tank
	061607-01-000	EA	Grommet - Holding Tank - 1 1/2" NPS
	061607-02-000	EA	Grommet - Holding Tank - 3" NPS
11	063641-01-000	EA	Closet Flange (US)
11	063641-02-000	EA	Closet Flange (CSA)
12		FT	Plastic Pipe - 3" (US)
12		FT	Plastic Pipe - 3" (CSA)
13	062422-01-000	EA	Reducer Adapter - 3" x 1 1/2"
14	010051-01-000	EA	Street Elbow - 1 1/2" H x 45°
15	062421-01-000	EA	Valve - 1 1/2"
16	031126-01-000	EA	Elbow - 3" H x 3" H x 90°
17	062418-02-000	EA	Valve - 3"
18	041956-01-000	EA	Elbow - 3" H x 90°
19	078406-01-000	EA	Coupling - 3" - Rubber
20	011066-03-000	EA	P-Trap (US)
20	053335-01-000	EA	P-Trap (CSA)
21	091980-01-000	EA	Continuous Waste Asm. (US)
22	092303-01-000	EA	Sink Strainer
23	079968-01-000	EA	Vent
24	011069-02-000	EA	Brass Tailpiece - 1 1/2" x 1 1/4" x 4"
	069735-01-000	EA	Seal
25	066729-01-000	EA	Shower Strainer
26	011066-02-000	EA	P-Trap (CSA)
26	011066-03-000	EA	P-Trap (US)
	010201-02-000	EA	Sewer Hose - 3" x 20' - w/o Twist Lock Adapter & Hose Clamp
	062415-01-000	EA	Sewer Cap - 3"
	062415-01-700	EA	String - Sewer Cap
	062416-01-000	EA	Twist Lock Adapter - 3" - Sewer Hose
	062401-09-000	EA	Hose Clamp - Worm Gear (2.8" - 3.75")
	062415-01-000	EA	Sewer Cap - 3"
	062415-01-700	EA	String - Sewer Cap

CONTINUOUS WASTE (CANADA)

Key	Part Number	U/M	Description
27	037101-02-000	EA	Elbow - 1 1/2" H x 1 1/2" H x 90°
28		FT	Plastic Pipe - 1 1/2"
29	010115-01-000	EA	Coupling - 1 1/2" H x 1 1/2" H
30	033302-02-000	EA	Adapter
31	010071-01-000	EA	Tee - 1 1/2" H x 1 1/2" H x 1 1/2" H
32	010121-01-000	EA	Bushing Adapter - 1 1/2" x 1 1/4" H
33		FT	Plastic Pipe - 1 1/4"

1990 ITASCA TABLE OF CONTENTS

INTRODUCTION	A-01 - A-02
ABBREVIATIONS	A-03
ALPHABETICAL/GROUP REFERENCE	A-04 - A-06
ICM27RQ	A-07 - E-15
IKM40RQ	E-17 - I-22

1990 IKM40RQ INDEX

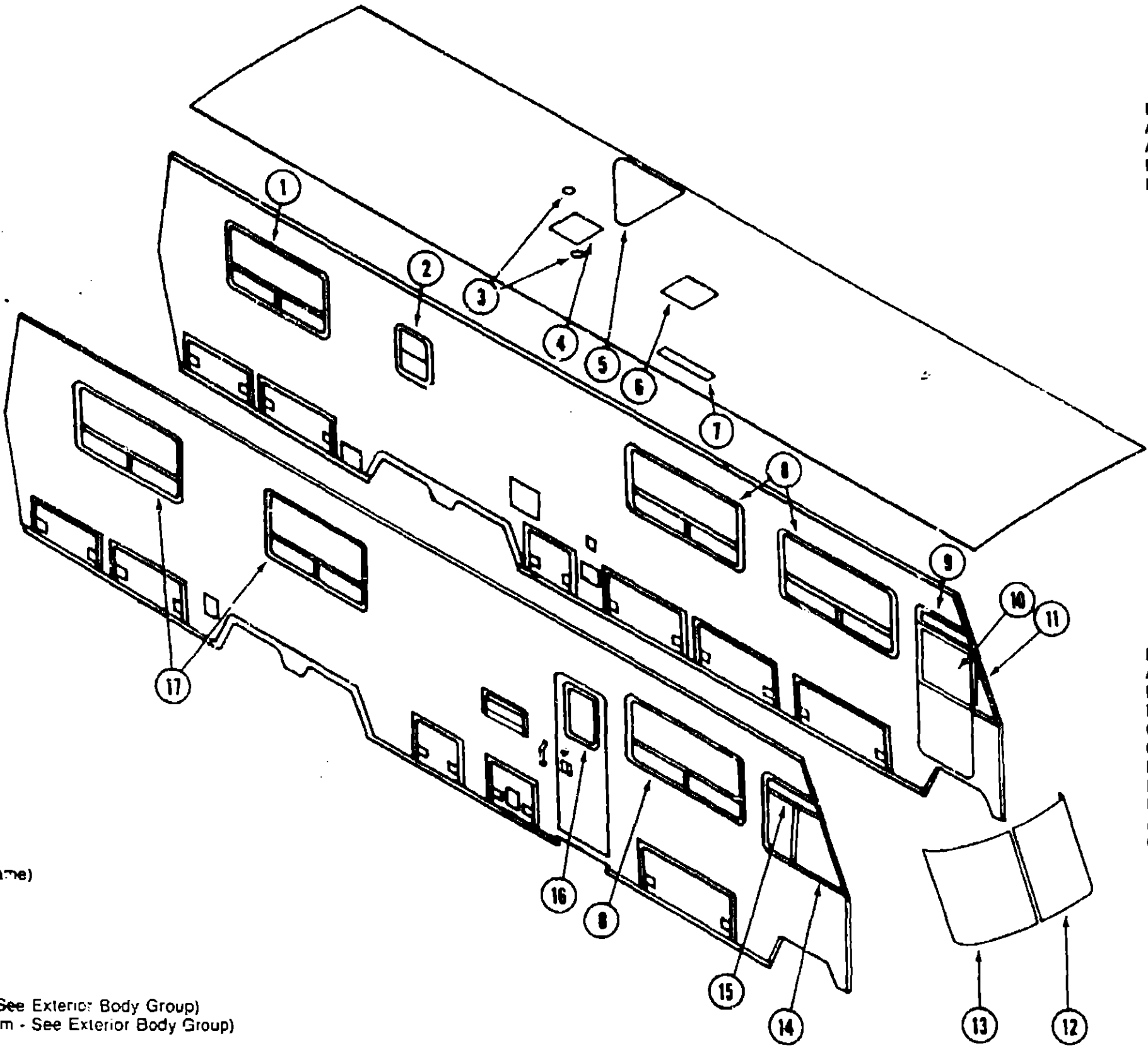
Floor Plan	E-17 - E-18
Accessories Group	E-19 - E-22
Bath Group	E-23 - F-02
Bedroom Group	F-03 - F-05
Chassis Group	F-06 - F-15
Curtain, Cushion & Pad Group	F-16 - G-03
Dinette Group	G-04 - G-06
Driver's Compartment Group	G-07 - G-10
Electrical Group	G-11 - G-15
Exterior Body Group	C-16 - G-24
Galley Group	H-01 - H-06
Heating & Air Conditioning Group	H-07 - H-09
Interior Finish Group	H-10 - H-11
Labels Group	H-12 - H-20
LP Group	H-21
Lounge Group	H-22 - H-23
Sealants & Fasteners Group	H-24 - I-01
Water & Sewage Group	I-02 - I-04
Window, Vent & Exterior Door Group	I-05 - I-22

WINDOW, VENT & EXTERIOR DOOR GROUP

WINDOWS & VENTS

1990 ITASCA
TABLE OF CONTENTS

INTRODUCTION	A-01 - A-02
ABBREVIATIONS	A-03
ALPHABETICAL/GROUP REFERENCE	A-04 - A-06
ICM27RQ	A-07 - E-15
IKM40RQ	E-17 - I-22

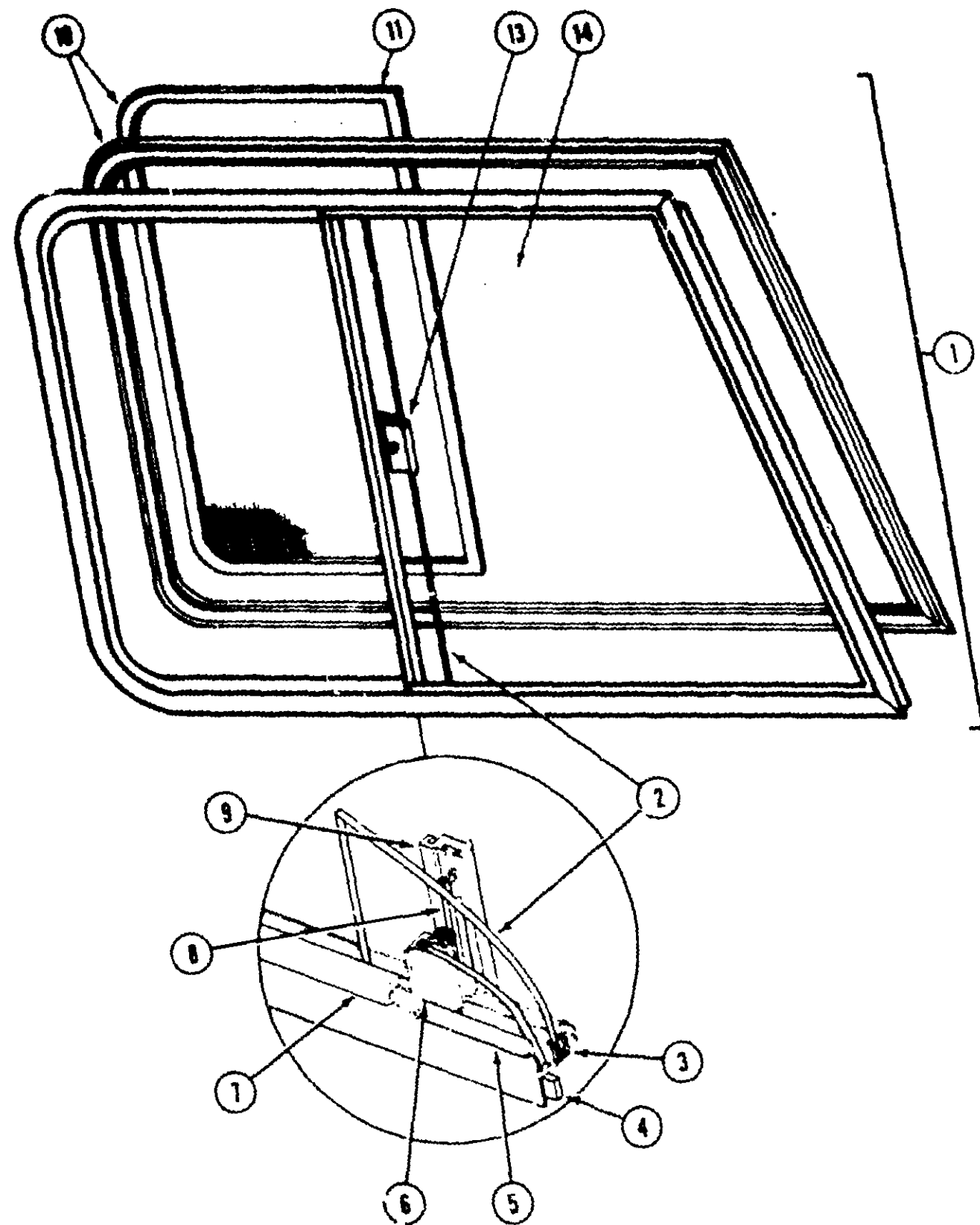


Key	Part Number	U/M	Description
1	095160-01-01A	EA	Window Asm. (w/o inside frame)
1	095160-02-01A	EA	Inside Frame
2	092235-10-Y12	EA	Window Asm. (w/o inside frame)
2	090893-15-01A	EA	Inside Frame
3	083558-02-000	EA	Roof Vent Pipe Cap
4	064469-09-000	EA	Roof Vent - Powered (Bath) (USA)
4	064469-08-000	EA	Roof Vent - Powered (Bath) (CSA)
5	092475-01-000	EA	Skylight Panel - Outer
5	092476-01-000	EA	Skylight Panel - Inner
5	093160-01-01A	EA	Skylight Outer Trim - Straight (37.2")
5	092579-01-01A	EA	Skylight Outer Trim - Preformed Ends
6	084079-05-000	EA	Roof Vent - Powered (Galley)
6	090392-01-Y12	EA	Roof Vent - Non-powered (Galley)
6	064469-08-000	EA	Roof Vent - Powered (Galley) (CSA)
7	084073-01-000	EA	Roof Vent - Top - Styled (Refrigerator)
7	084073-04-000	EA	Roof Vent - Base
8	092234-03-Y12	EA	Window Asm. - Double Tipout (w/o inside frame)
8	090893-09-01A	EA	Inside Frame
9	088619-02-X14	EA	Window Asm. - Vista (w/o inside frame)
9	089727-06-000	EA	Inside Frame
10	081488-02-000	EA	Door Glass Only - Roll Up
11	099933-01-Y12	EA	Window Asm. (w/o inside frame)
11	099932-01-01A	EA	Inside Frame
12	088793-02-000	EA	Glass - Windshield - Driver (Molding Trim - See Exterior Body Group)
13	088793-01-000	EA	Glass - Windshield - Passenger (Molding Trim - See Exterior Body Group)
14	089807-01-X14	EA	Window Asm. (w/o inside frame)
14	089803-01-AB1	EA	Inside Frame w/Screen
15	089619-01-X14	EA	Window Asm. - Vista (w/o inside frame)
15	089727-05-000	EA	Inside Frame
16	079733-04-T03	EA	Window Asm. - Picture (w/o inside frame)
16	067609-27-000	EA	Inside Frame
17	092234-02-Y12	EA	Window Asm. (w/o inside frame)
17	090893-08-01A	EA	Inside Frame

1990 IKM40RQ INDEX

Floor Plan	E-17 - E-18
Accessories Group	E-19 - E-22
Bath Group	E-23 - F-02
Bedroom Group	F-03 - F-05
Chassis Group	F-06 - F-15
Curtain, Cushion & Pad Group	F-16 - G-03
Dinette Group	G-04 - G-06
Driver's Compartment Group	G-07 - G-10
Electrical Group	G-11 - G-15
Exterior Body Group	G-16 - G-24
Galley Group	H-01 - H-06
Heating & Air Conditioning Group	H-07 - H-09
Interior Finish Group	H-10 - H-11
Labels Group	H-12 - H-20
LP Group	H-21
Lounge Group	H-22 - H-23
Sealants & Fasteners Group	H-24 - I-01
Water & Sewage Group	I-02 - I-04
Window, Vent & Exterior Door Group	I-05 - I-22

WINDOW, VENT & EXTERIOR DOOR GROUP (CONTINUED) SLANT SLIDER WINDOW - PASSENGER



Key	Part Number	U/M	Description
1	089807-01-X14	EA	Window Asm. - Front Slant (w/o inside frame or screen)
2	089298-01-000	EA	Glass - Slider
3	042077-01-000	FT	Channel - Weatherstrip - Glass Run - 1/8" Glass
4	089840-08-000	FT	Seal (not included in Window Asm.)
5	050218-02-000	FT	Spline - Glass Seal - Black
6	002388-03-203	EA	Seal Holder - w/Fin Seal
7	041828-02-000	FT	Glass Seal - Black Vinyl
8	073740-01-000	EA	Fin Seal - 46" Pile Height
9	084170-07-000	EA	Inside Mullion - Slider Window - Black - w/Fin Seal
10	089803-01-AB1	EA	Inside Frame Asm. - w/Slider Screen
11	019802-01-X14	EA	Slider - Screen Handle
	016310-01-000	EA	Screen - 16" Charcoal
	102291-02-000	FT	Spline - Charcoal
	022288-02-000	EA	Slider Screen Track - Top
	073364-01-000	EA	Slider Screen Track - Bottom
	078365-01-000	EA	Latch Kit - Plastic w/Fastener
13	047389-01-700	EA	Glass - Stationary
14	057656-11-000	EA	Window Block - 1/8" x 3/16" x 1"
	002328-01-000	EA	Felt Pad - 3/8" Dia.
	023330-01-000	EA	Seal - C-Fold - .50"
	079824-01-000	FT	

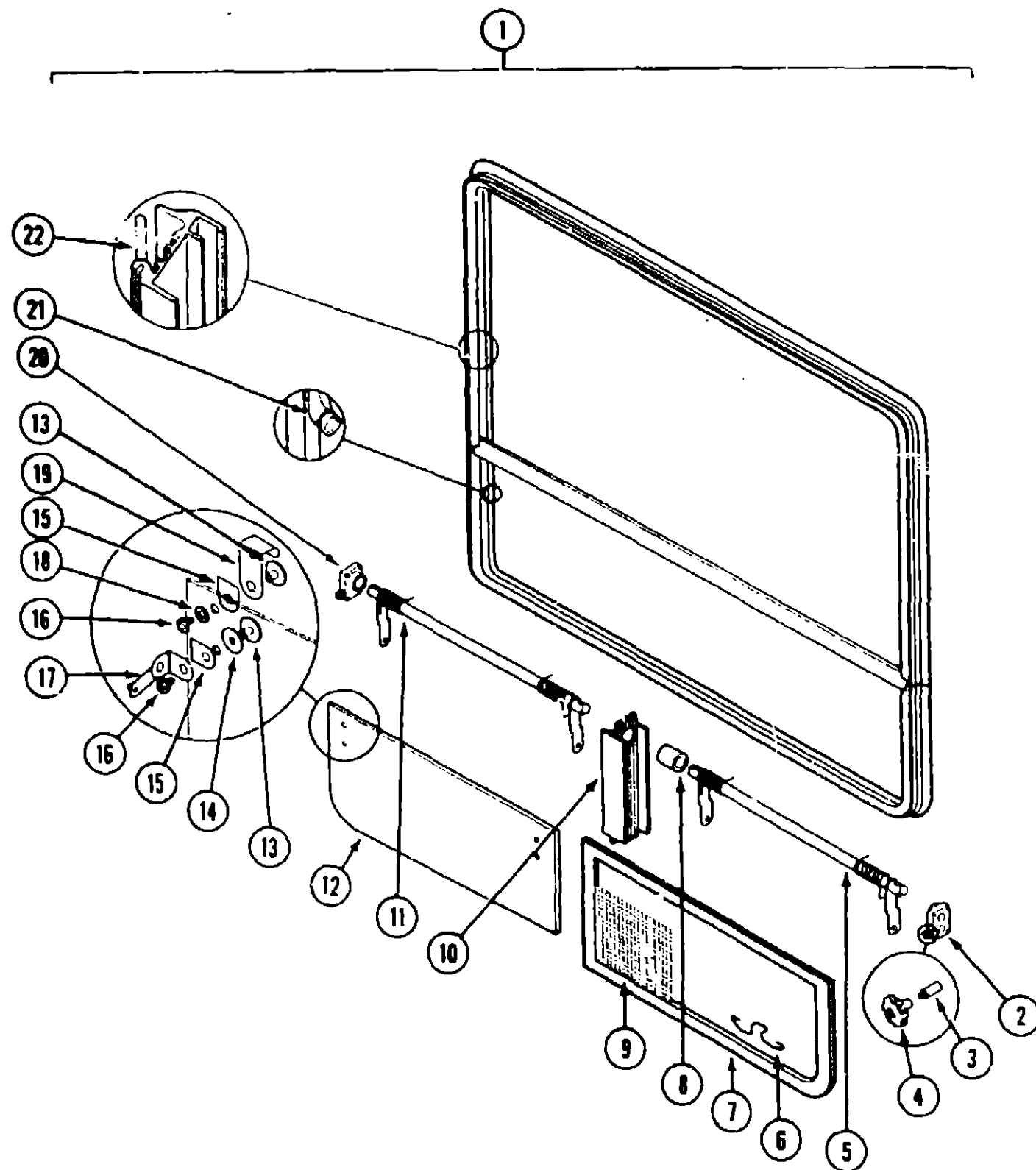
1990 ITASCA TABLE OF CONTENTS

INTRODUCTION	A-01 - A-02
ABBREVIATIONS	A-03
ALPHABETICAL/GROUP REFERENCE	A-04 - A-06
ICM277RQ	A-07 - E-15
IKM40RQ	E-17 - I-22

1990 IKM40RQ INDEX

Floor Plan	E-17 - E-18
Accessories Group	E-19 - E-22
Bath Group	E-23 - F-02
Bedroom Group	F-03 - F-05
Chassis Group	F-06 - F-15
Curtain, Cushion & Pad Group	F-16 - G-03
Dinette Group	G-04 - G-06
Driver's Compartment Group	G-07 - G-10
Electrical Group	G-11 - G-15
Exterior Body Group	C-16 - G-24
Galley Group	H-01 - H-06
Heating & Air Conditioning Group	H-07 - H-09
Interior Finish Group	H-10 - H-11
Labels Group	H-12 - H-20
LP Group	H-21
Lounge Group	H-22 - H-23
Sealants & Fasteners Group	H-24 - I-01
Water & Sewage Group	I-02 - I-04
Window, Vent & Exterior Door Group	I-05 - I-22

WINDOW, VENT & EXTERIOR DOOR GROUP (CONTINUED)



BEDROOM & HALLWAY DOUBLE TIPOUT WINDOW

Key	Part Number	U/M	Description
1	092234-02-Y12	EA	Window Asm. - Double Tipout
	090893-08-01A	EA	Inside Frame (not included w/Window Assembly)
2	035302-02-000	EA	Operator Drive
3	090025-01-000	EA	Extension - Window Knob (not included w/Window Assembly)
4	067052-02-000	EA	Window Knob - Beige (not included w/Window Assembly)
	089371-01-000	EA	Screw - Window Knob (not included w/Window Assembly)
4	101290-01-01A	EA	Window Knob - Brass (not included w/Window Assembly)
	101290-01-01A	EA	Screw - Window Knob - Brass (not included w/Window Assembly)

WINDOW, VENT & EXTERIOR DOOR GROUP (CONTINUED)

BEDROOM & HALLWAY DOUBLE TIPOUT WINDOW (CONTINUED)

Key	Part Number	U/M	Description
5	083227-07-000	EA	Torque Tube Asm.
6	100168-01-000	EA	Screen Clip
7	100234-04-B07	EA	Screen Asm. - Right Side (Illustrated)
	100234-03-B07	EA	Screen Asm. - Left Side (Not Illustrated)
8	088816-51-001	EA	Torque Tube Sleeve
9	080218-03-000	SF	Window Screen - 12"
	100240-01-000	FT	Window Screen Spline
10	088803-01-01A	EA	Mullion - Black
11	083228-07-000	EA	Torque Tube Asm.
12	084068-21-000	EA	Glass - 2.9 mm x 234.7 mm x 517 mm
13	086762-01-000	EA	Window T-Nut
14	068927-03-000	EA	Seal - Rubber
15	084473-01-000	EA	Seal - Rubber
16	086763-01-000	EA	Screw - #10 - 32 x 1/4" PTH
17	097578-01-000	EA	Connecting Rod Asm.
	084453-01-000	EA	Plastic Washer - .06 x .50 x .135
	085315-01-000	EA	Shoulder Rivet
	081649-01-000	EA	Snap Ring Clip
18	084453-02-000	EA	Plastic Washer - .06 x .50 x .25
19	089913-01-000	EA	Hinge
20	035302-01-000	EA	Operator Drive
21	084067-01-000	FT	Seal - Sponge Rubber
22	069640-06-000	FT	Ribbon Seal (not included w/Window Assembly)

DINETTE & LOUNGE DOUBLE TIPOUT WINDOW

Key	Part Number	U/M	Description
1	092234-03-Y12	EA	Window Asm. - Double Tipout
	090893-09-01A	EA	Inside Frame (not included w/Window Assembly)
2	035302-02-000	EA	Operator Drive
3	090025-01-000	EA	Extension - Window Knob (not included w/Window Assembly)
4	067052-02-000	EA	Window Knob - Beige (not included w/Window Assembly)
	089371-01-000	EA	Screw - Window Knob (not included w/Window Assembly)
4	101290-01-01A	EA	Window Knob - Brass (not included w/Window Assembly)
	101290-01-01A	EA	Screw - Window Knob - Brass (not included w/Window Assembly)
5	083227-08-000	EA	Torque Tube Asm.
6	100168-01-000	EA	Screen Clip
7	100234-06-B07	EA	Screen Asm. - Right Side (Illustrated)
	100234-05-B07	EA	Screen Asm. - Left Side (Not Illustrated)
8	088816-51-001	EA	Torque Tube Sleeve
9	080218-03-000	SF	Window Screen - 12"
	100240-01-000	FT	Window Screen Spline
10	088803-01-01A	EA	Mullion - Black
11	083229-08-000	EA	Torque Tube Asm.
12	084068-22-000	EA	Glass - 2.9 mm x 234.7 mm x 758.5 mm
13	086762-01-000	EA	Window T-Nut
14	068927-03-000	EA	Seal - Rubber
15	084473-01-000	EA	Seal - Rubber
16	086763-01-000	EA	Screw - #10 - 32 x 1/4" PTH
17	097578-01-000	EA	Connecting Rod Asm.
	084453-01-000	EA	Plastic Washer - .06 x .50 x .135
	085315-01-000	EA	Shoulder Rivet
	081649-01-000	EA	Snap Ring Clip
18	084453-02-000	EA	Plastic Washer - .06 x .50 x .25
19	089913-01-000	EA	Hinge
20	035302-01-000	EA	Operator Drive
21	084067-01-000	FT	Seal - Sponge Rubber
22	069640-06-000	FT	Ribbon Seal (not included w/Window Assembly)

1990 ITASCA TABLE OF CONTENTS

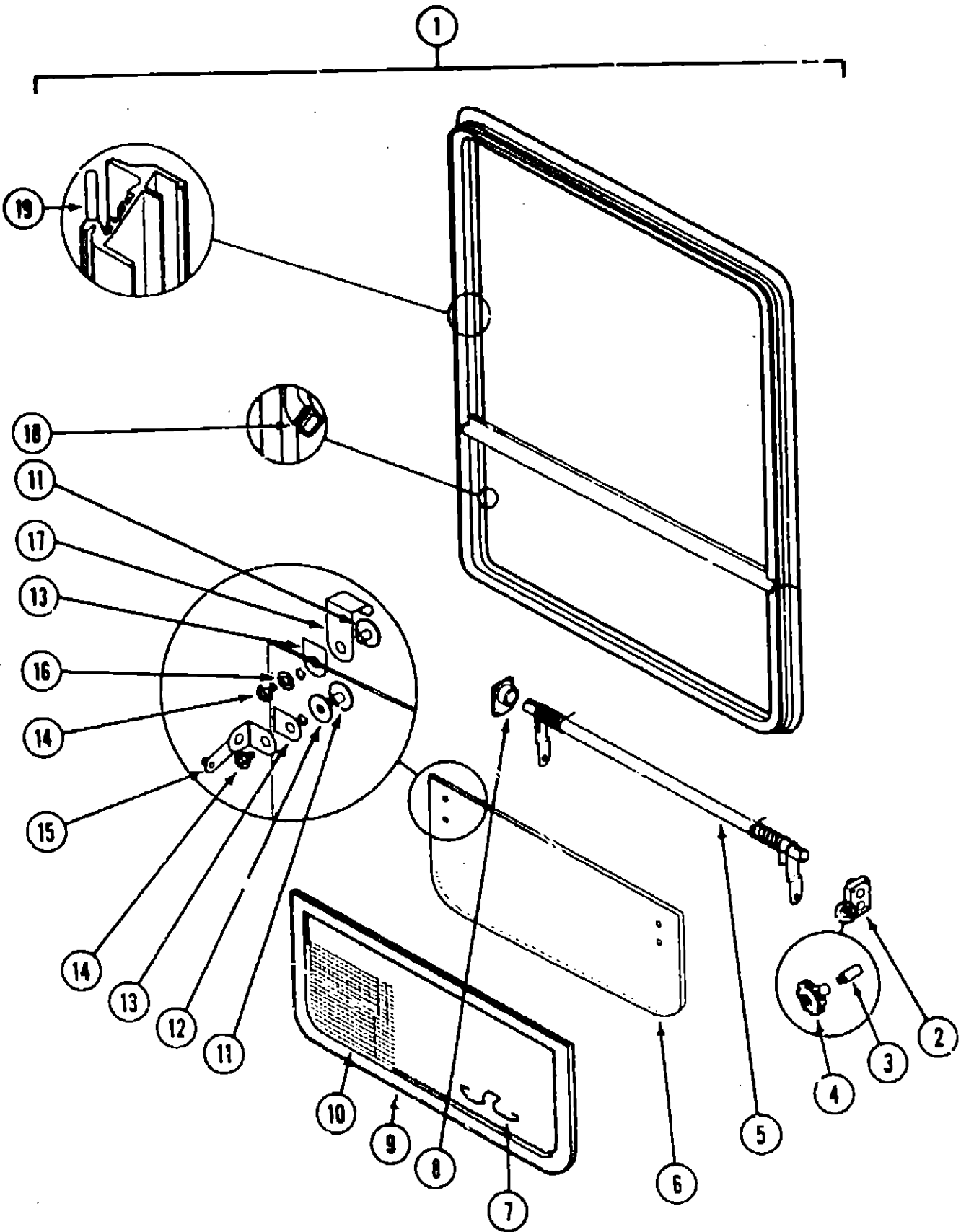
INTRODUCTION	A-01 - A-02
ABBREVIATIONS	A-03
ALPHABETICAL/GROUP REFERENCE	A-04 - A-06
IKM27RQ	A-07 - E-15
IKM40RQ	E-17 - I-22

1990 IKM40RQ INDEX

Floor Plan	E-17 - E-18
Accessories Group	E-19 - E-22
Bath Group	E-23 - F-02
Bedroom Group	F-03 - F-05
Chassis Group	F-06 - F-15
Curtain, Cushion & Pad Group	F-16 - G-03
Dinette Group	G-04 - G-06
Driver's Compartment Group	G-07 - G-10
Electrical Group	G-11 - G-15
Exterior Body Group	C-16 - G-24
Galley Group	H-01 - H-06
Heating & Air Conditioning Group	H-07 - H-09
Interior Finish Group	H-10 - H-11
Labels Group	H-12 - H-20
LP Group	H-21
Lounge Group	H-22 - H-23
Sealants & Fasteners Group	H-24 - I-01
Water & Sewage Group	I-02 - I-04
Window, Vent & Exterior Door Group	I-05 - I-22

WINDOW, VENT & EXTERIOR DOOR GROUP (CONTINUED)
BATH SINGLE TIPOUT WINDOW

Key	Part Number	U/M	Description
1	092235-10-Y12	EA	Window Asm. - Single Tipout
	090893-15-01A	EA	Inside Frame (not included w/Window Assembly)
2	035302-02-000	EA	Operator Drive
3	090025-01-000	EA	Extension - Window Knob (not included w/Window Assembly)
4	067052-02-000	EA	Window Knob - Beige (not included w/Window Assembly)
	069371-01-000	EA	Screw - Window Knob (not included w/Window Assembly)
4	101290-01-01A	EA	Window Knob - Brass (not included w/Window Assembly)
	101299-01-01A	EA	Screw - Window Knob - Brass (not included w/Window Assembly)
5	083150-09-000	EA	Torque Tube Asm.
6	084068-14-000	EA	Glass - 1/8" x 9 1/4" x 15"
7	100168-01-000	EA	Screen Clip
8	081354-01-000	EA	Torque Tube Sleeve
9	100235-01-B07	EA	Screen Asm.
10	080218-03-000	SF	Window Screen - 12"
	100240-01-000	FT	Window Screen Spline
11	086762-01-000	EA	Window T-Nut
12	068927-03-000	EA	Seal - Rubber
13	084473-01-000	EA	Seal - Rubber
14	086763-01-000	EA	Screw - #10 - 32 x 1/4" PTH
15	097578-01-000	EA	Connecting Rod Asm.
	084453-01-000	EA	Plastic Washer - .06 x .50 x .135
	085315-01-000	EA	Shoulder Rivet
	081649-01-000	EA	Snap Ring Clip
16	084453-02-000	EA	Plastic Washer - .06 x .50 x .25
17	089913-01-000	EA	Hinge
18	084067-02-000	FT	Seal - Sponge Rubber
19	069640-06-000	FT	Ribbon Sealer (not included w/Window Assembly)



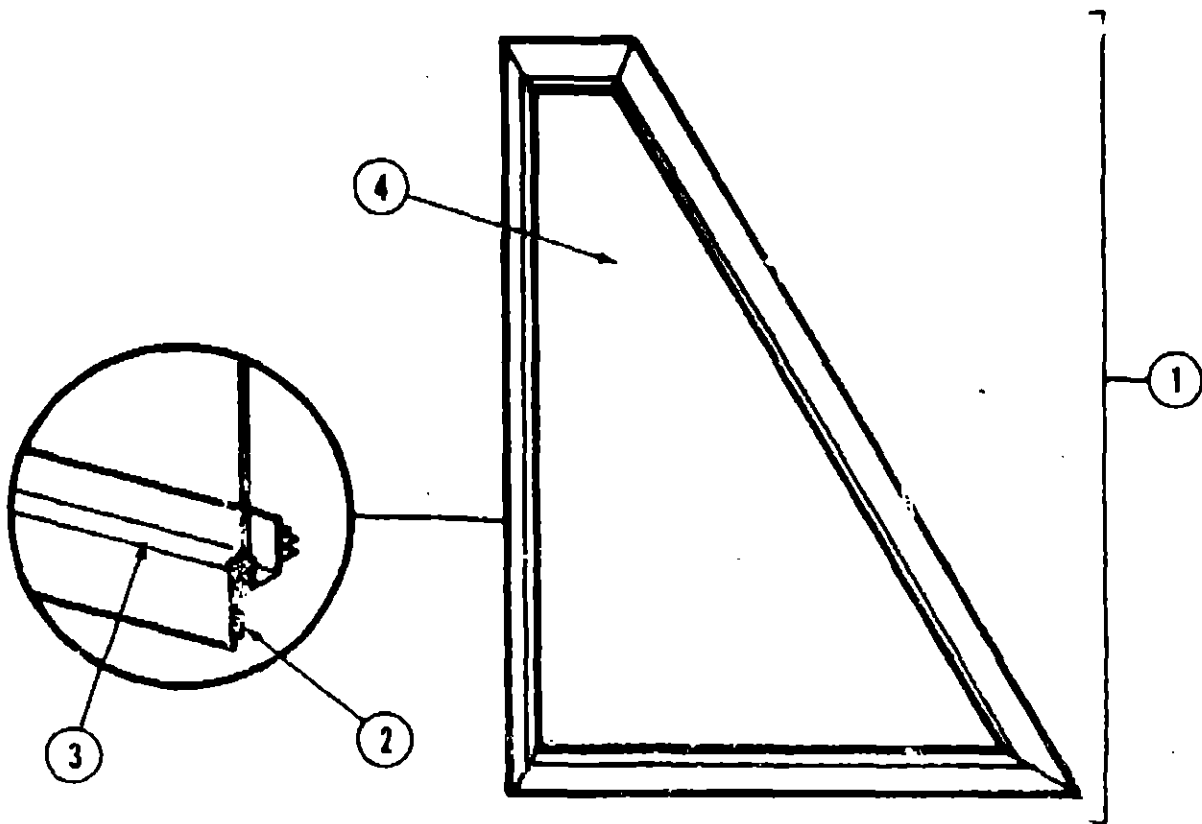
1990 ITASCA
TABLE OF CONTENTS

INTRODUCTION	A-01 - A-02
ABBREVIATIONS	A-03
ALPHABETICAL/GROUP REFERENCE	A-04 - A-08
ICM27RQ	A-07 - E-15
IKM40RQ	E-17 - I-22

1990 IKM40RQ INDEX

Floor Plan	E-17 - E-18
Accessories Group	E-19 - E-22
Bath Group	E-23 - F-02
Bedroom Group	F-03 - F-05
Chassis Group	F-06 - F-15
Curtain, Cushion & Pad Group	F-16 - G-03
Dinette Group	G-04 - G-06
Driver's Compartment Group	G-07 - G-10
Electrical Group	G-11 - G-15
Exterior Body Group	C-16 - G-24
Galley Group	H-01 - H-06
Heating & Air Conditioning Group	H-07 - H-09
Interior Finish Group	H-10 - H-11
Labels Group	H-12 - H-20
LP Group	H-21
Lounge Group	H-22 - H-23
Sealants & Fasteners Group	H-24 - I-01
Water & Sewage Group	I-02 - I-04
Window, Vent & Exterior Door Group	I-05 - I-22

WINDOW, VENT & EXTERIOR DOOR GROUP (CONTINUED)



SLANT WINDOW - DRIVER

Key	Part Number	U/M	Description
1	099933-01-Y12	EA	Window Asm. - Slant (w/o inside frame)
	099932-01-01A	EA	Inside Frame - Black (not included in assembly)
2	069640-06-000	FT	Ribbon Seal - 5/16" Bead (not included in assembly)
3	050216-02-000	FT	Spline - Glass - .19" - Black
4	057656-13-000	EA	Glass - Slant - .19" x 23.11" x 13.98"
	002328-01-000	EA	Window Block - 1/8" x 3/16" x 1"

VISTA WINDOW - DRIVER

Key	Part Number	U/M	Description
	089619-02-X14	EA	Window Asm. - Vista (w/o inside frame)
	089727-06-000	EA	Inside Frame - Black (not included in assembly)
	089301-01-000	EA	Glass - Vista Window - Driver Side
	050216-02-000	FT	Spline - Glass - .19" - Black
	002328-01-000	EA	Window Block - 1/8" x 3/16" x 1"
	069640-06-000	FT	Ribbon Seal - 5/16" Bead (not included in assembly)

VISTA WINDOW - PASSENGER

Key	Part Number	U/M	Description
	089619-01-X14	EA	Window Asm. - Vista (w/o inside frame)
	089727-05-000	EA	Inside Frame - Black (not included in assembly)
	089301-01-000	EA	Glass - Vista Window - Passenger Side
	050216-02-000	FT	Spline - Glass - .19" - Black
	002328-01-000	EA	Window Block - 1/8" x 3/16" x 1"
	069640-06-000	FT	Ribbon Seal - 5/16" Bead (not included in assembly)

WINDOW, VENT & EXTERIOR DOOR GROUP (CONTINUED)

POWERED ROOF VENT

Key	Part Number	U/M	Description
	084079-05-000	EA	Powered Roof Vent
	084079-01-700	EA	Cover - Roof Vent
	084079-07-701	EA	Screen Asm.
	084079-01-702	EA	Arm Lift Asm.
	084079-01-703	EA	Crank Knob
	084079-01-704	EA	Fan
	084079-01-705	EA	Motor
	084079-01-706	EA	12 Volt Wire Plug
	084079-01-707	EA	Safety Switch
	084079-01-708	EA	Reverse Switch
	084079-01-709	EA	3 Speed Switch
	084079-01-710	EA	Wall Thermostat
	084079-01-711	EA	H-Molding (Motor Mount)

Key	Part Number	U/M	Description
	064469-09-000	EA	Power Vent Asm. - Complete
	064469-01-702	EA	Roof Vent Lid - White
	064469-03-706	EA	Lift Mechanism
	064469-03-708	EA	Drive Gear
	048648-01-000	EA	Motor Asm.
	048649-01-000	EA	Fan Blade
	064469-07-700	EA	Garnish - Vent Trim
	064469-03-701	EA	Switch - On/Off
	064469-03-700	EA	Switch - On/Off/On
	064469-03-707	EA	Motor Lift

POWERED ROOF VENT (BATH) (CSA)

Key	Part Number	U/M	Description
**	064469-08-000	EA	Powered Roof Vent
**	The illustrated parts breakdown for this item is provided on the Common Items Fiche.		

1990 ITASCA
TABLE OF CONTENTS

INTRODUCTION	A-01 - A-02
ABBREVIATIONS	A-03
ALPHABETICAL/GROUP REFERENCE	A-04 - A-06
ICM27RQ	A-07 - E-15
IKM40RQ	E-17 - I-22

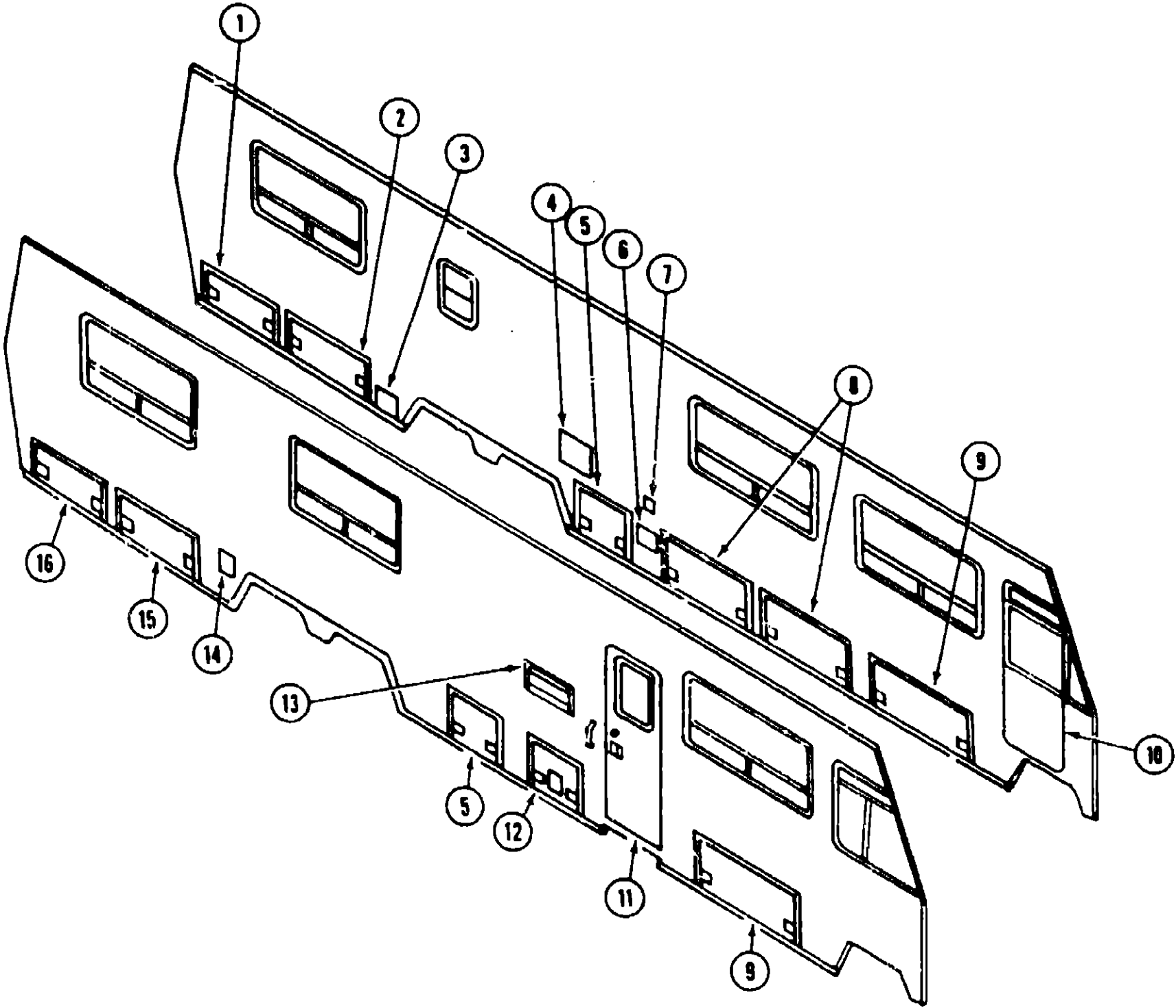
1990 IKM40RQ INDEX

Floor Plan	E-17 - E-18
Accessories Group	E-19 - E-22
Bath Group	E-23 - F-02
Bedroom Group	F-03 - F-05
Chassis Group	F-06 - F-15
Curtain, Cushion & Pad Group	F-16 - G-03
Dinette Group	G-04 - G-06
Driver's Compartment Group	G-07 - G-10
Electrical Group	G-11 - G-15
Exterior Body Group	G-16 - G-24
Galley Group	H-01 - H-06
Heating & Air Conditioning Group	H-07 - H-09
Interior Finish Group	H-10 - H-11
Labels Group	H-12 - H-20
LP Group	H-21
Lounge Group	H-22 - H-23
Sealants & Fasteners Group	H-24 - I-01
Water & Sewage Group	I-02 - I-04
Window, Vent & Exterior Door Group	I-05 - I-22

WINDOW, VENT & EXTERIOR DOOR GROUP (CONTINUED)
EXTERIOR DOORS

1990 ITASCA
TABLE OF CONTENTS

INTRODUCTION	A-01 - A-02
ABBREVIATIONS	A-03
ALPHABETICAL/GROUP REFERENCE	A-04 - A-06
ICM27RQ	A-07 - E-15
IKM40RQ	E-17 - I-22



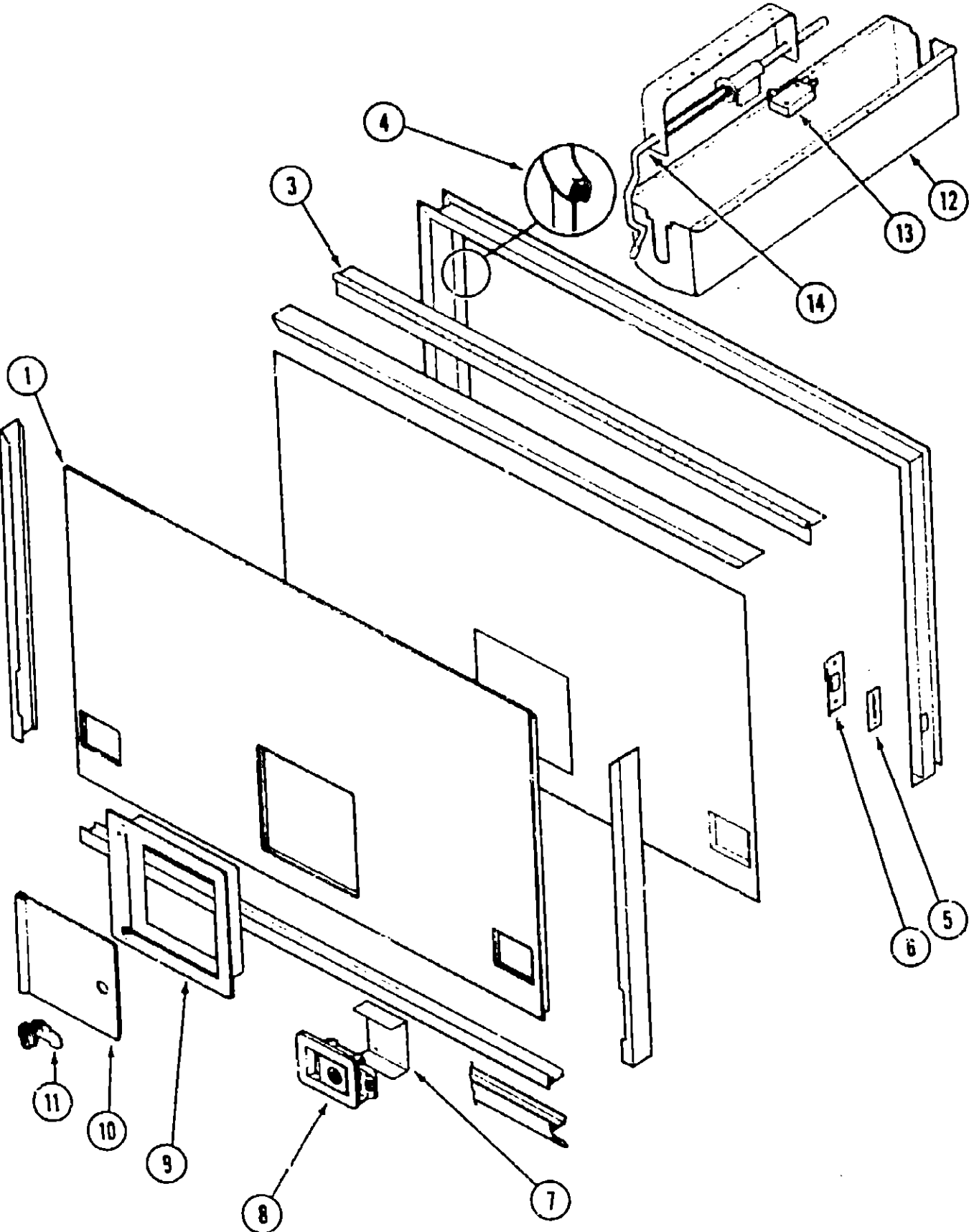
Key	Part Number	U/M	Description
1	087472-13-Y70	EA	Door Asm. - Luggage
2	087472-18-Y70	EA	Door Asm. - Generator
3	088794-03-000	EA	Door Asm. - Power Cord w/Hatch
	042442-01-000	EA	Twist Lock Asm.
4	052009-03-000	EA	Door Asm. - Water Heater
5	087448-13-AE1	EA	Door Asm. - Sewage
6	088794-03-000	EA	Door Asm. - Water Fill w/Hatch
	042442-01-000	EA	Twist Lock Asm.
7	081240-02-000	EA	Door Asm. - Water Fill
	042441-01-000	EA	Key Lock Asm. (w/o Keys)
	032664-01-000	EA	Key
8	087448-03-W84	EA	Door Asm. - Luggage
9	087448-04-X70	EA	Door Asm. - Luggage
10	M89487-04-AE1	EA	Door Asm. - Driver
11	M01870-30-AE4	EA	Door Asm. - Entrance
12	087495-04-X70	EA	Door Asm. - LP
13	084103-02-000	EA	Door Vent
13	084104-02-000	EA	Door Vent Jamb
14	078010-05-000	EA	Door Asm. - Fuel Fill
15	087472-15-Y70	EA	Door Asm. - Luggage
16	087472-12-Y70	EA	Door Asm. - Luggage

1990 IKM40RQ INDEX

Floor Plan	E-17 - E-18
Accessories Group	E-19 - E-22
Bath Group	E-23 - F-02
Bedroom Group	F-03 - F-05
Chassis Group	F-06 - F-15
Curtain, Cushion & Pad Group	F-16 - G-03
Dinette Group	G-04 - G-06
Driver's Compartment Group	G-07 - G-10
Electrical Group	G-11 - G-15
Exterior Body Group	C-16 - G-24
Galley Group	H-01 - H-06
Heating & Air Conditioning Group	H-07 - H-09
Interior Finish Group	H-10 - H-21
Labels Group	H-12 - H-20
LP Group	H-21
Lounge Group	H-22 - H-23
Sealants & Fasteners Group	H-24 - I-01
Water & Sewage Group	I-02 - I-04
Window, Vent & Exterior Door Group	I-05 - I-22

WINDOW, VENT & EXTERIOR DOOR GROUP (CONTINUED)

LUGGAGE & GENERATOR DOORS



Key	Part Number	U/M	Description
1	M03044-02-Y70	EA	Insert Asm. - Compartment Doors - 4' x 8'
3	081801-03-000	EA	Hinge - 2" x 96" - Gray
4	064075-07-000	EA	Bulb Seal
5	081067-02-000	EA	Seal
6	086C09-01-000	EA	Strike
7	086810-02-000	EA	Bracket
8	000G11-08-12T	EA	Screw - #8 - 18 x 3/4" Black
8	085730-02-000	EA	Paddle Latch Asm. w/ Lock
8	085730-05-000	EA	Paddle Latch Asm. w/o Lock
9	052424-03-000	EA	Door Jamb
10	052423-03-000	EA	Door
11	042442-01-000	EA	Lock Asm. - Twist Type
12	093278-01-01A	EA	Prop Rod Cover - Black
13	092C41-01-01A	EA	Switch
14	092644-01-Y15	EA	Prop Rod Asm.
	072917-01-000	EA	Prop Rod Asm. - Generator Door
	039984-01-000	EA	Prop Rod Asm. - End Cap (Black)
	092469-01-000	EA	Prop Rod Spring
	092639-01-000	EA	Prop Rod Bracket

1990 ITASCA
TABLE OF CONTENTS

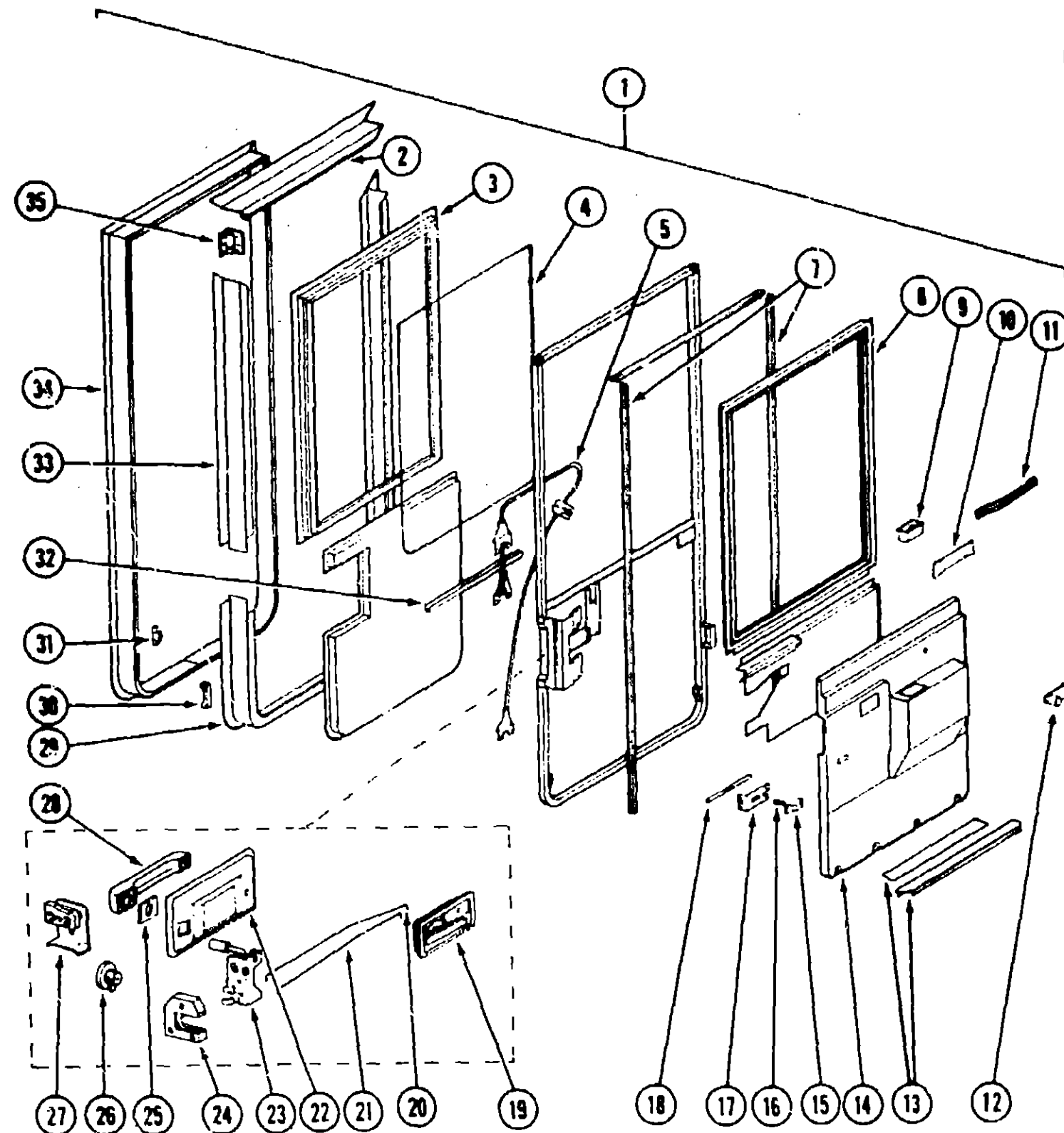
INTRODUCTION	A-01 - A-02
ABBREVIATIONS	A-03
ALPHABETICAL/GROUP REFERENCE	A-04 - A-06
ICM27RQ	A-07 - E-15
IKM40RQ	E-17 - I-22

1990 IKM40RQ INDEX

Floor Plan	E-17 - E-18
Accessories Group	E-19 - E-22
Bath Group	E-23 - F-02
Bedroom Group	F-03 - F-05
Chassis Group	F-06 - F-15
Curtain, Cushion & Pad Group	F-16 - G-03
Dinette Group	G-04 - G-06
Driver's Compartment Group	G-07 - G-10
Electrical Group	G-11 - G-15
Exterior Body Group	C-16 - G-24
Galley Group	H-01 - H-06
Heating & Air Conditioning Group	H-07 - H-09
Interior Finish Group	H-10 - H-11
Labels Group	H-12 - H-20
LP Group	H-21
Lounge Group	H-22 - H-23
Sealants & Fasteners Group	H-24 - I-01
Water & Sewage Group	I-02 - I-04
Window, Vent & Exterior Door Group	I-05 - I-22

WINDOW, VENT & EXTERIOR DOOR GROUP (CONTINUED)

DRIVER DOOR



Key	Part Number	U/M	Description
1	M89487-04-AE1	EA	Door Asm. - Complete w/o Door Jamb
2	089458-02-000	EA	Door Frame - Upper
3	089459-01-000	EA	Window Frame - Outer
4	081488-02-000	EA	Glass
5	081911-01-000	EA	Glass Setting Tape
7	081907-02-000	EA	Regulator Asm.
8	081910-02-000	EA	Glass Run Channel - Seal - 10'
9	089461-02-000	EA	Window Frame - Inner
10	079370-04-000	FT	Vinyl Screw Cover - Black
11	046886-03-000	EA	Ashtray
12	089030-01-000	EA	Check Strap
13	064219-01-000	EA	Retainer - Check Strap
14	081400-16-000	EA	Assist Strap
15	094575-01-000	EA	Window Crank
16	099840-01-01A	EA	Door Threshold - (Inner) (Not Included in Door Asm.)
17	099841-01-01A	EA	Door Threshold - (Outer) (Not included in Door Asm.)
18	082471-02-000	EA	Trim Panel - Light Oak
19	081905-02-000	EA	Control Knob - Slide Bolt
20	081903-01-000	EA	Knob Shaft
21	081487-01-000	EA	Slide Bolt Housing
22	081906-01-000	EA	Slide Bolt
23	R77006-50-326	EA	Interior Door Handle
24	076542-04-000	EA	Control Rod - Latch
25	073110-03-000	EA	Control Link Rod - Lock
26	082107-02-000	EA	Door Handle Escutcheon
27	073303-03-000	EA	Latch Asm.
28	R77007-56-702	EA	Pilot Strike Plate
29	R77007-05-374	EA	Seal
30	083223-01-000	EA	Key Lock Asm.
31	R77013-48-165	EA	Door Lock Catch
32	R77040-01-538	EA	Door Handle
33	085007-10-000	EA	Door Frame - Lower
34	084465-01-000	EA	Door Stop Block - Jamb
35	084465-02-000	EA	Door Stop Block - Door
	082472-01-000	EA	Glass Retainer Channel
	089455-03-000	EA	Door Frame - Upper Rear
	M03170-08-000	EA	Door Jamb Asm. (not included in Door Asm.)
	063993-03-000	EA	Hinge
	088270-01-000	FT	Bulb Seal - Door Jamb
	099952-01-000	FT	Foam Seal - Bulb Support - Door Jamb

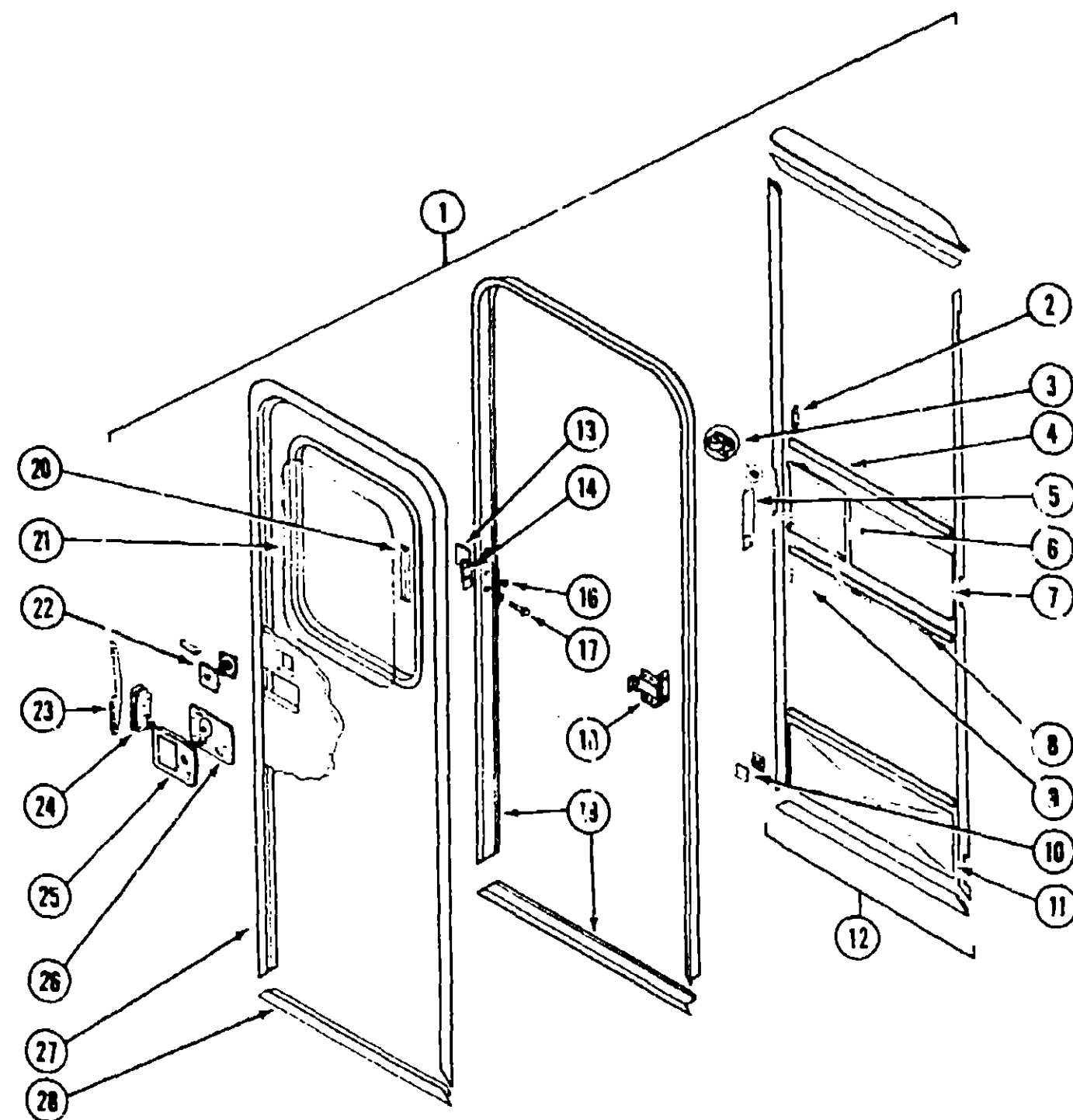
1990 ITASCA TABLE OF CONTENTS

INTRODUCTION	A-01 - A-02
ABBREVIATIONS	A-03
ALPHABETICAL/GROUP REFERENCE	A-04 - A-06
ICM275Q	A-07 - E-15
IKM40RQ	F-17 - I-22

1990 IKM40RQ INDEX

Floor Plan	E-17 - E-18
Accessories Group	E-19 - E-22
Bath Group	E-23 - F-02
Bedroom Group	F-03 - F-05
Chassis Group	F-06 - F-15
Curtain, Cushion & Pad Group	F-16 - G-03
Grille Group	G-04 - G-06
Driver's Compartment Group	G-07 - G-10
Electrical Group	G-11 - G-15
Exterior Body Group	C-16 - G-24
Galley Group	H-01 - H-06
Heating & Air Conditioning Group	H-07 - H-09
Interior Finish Group	H-10 - H-11
Labels Group	H-12 - H-20
LP Group	H-21
Lounge Group	H-22 - H-23
Sealants & Fasteners Group	H-24 - I-01
Water & Sewage Group	I-02 - I-04
Window, Vent & Exterior Door Group	I-05 - I-22

WINDOW, VENT & EXTERIOR DOOR GROUP (CONTINUED) ENTRANCE DOOR



Key	Part Number	U/M	Description
1	M01870-30-AE4	EA	Door Asm. w/Screen Door
1	M01870-30-AE5	EA	Door Asm. w/Screen Door
	075639-14-000	EA	Door Garnish - Off White (Not included in door asm.)
2	050712-03-000	EA	Door Handle - Screen Door
3	009018-01-000	EA	Roller Catch
4	078592-01-000	EA	Screen Door Mullion - Upper & Lower Slider
	078777-01-000	EA	Slider Channel (Mullion Insert)
5	079087-01-000	EA	Screen Door Slider Strike
6	079086-01-000	EA	Screen Door Slider
7	016454-01-000	EA	Screen Door Insert
8	002294-01-000	FT	Spine - Black
9	002283-02-000	SF	Window Screen - 26" Charcoal
10	085774-01-000	FT	Dual Lock Fastener - 1" Wide - Black
10	085774-02-000	FT	Dual Lock Fastener - 1" Wide - Black
11	078552-03-000	EA	Screen Door Insert - Lower
12	079012-01-T03	EA	Screen Door Asm.
13	077461-03-000	EA	Strike Cover
14	041546-03-000	EA	Angle Bracket
16	058806-01-000	EA	Plug - Tapered Plastic
17	039539-01-000	EA	Strike
18	057724-01-03A	EA	Hinge
19	095277-02-03A	EA	Door Jamb
	044582-09-000	EA	Drip Cap - Gray
20	087561-01-000	FT	Window Seal
21	002181-06-000	EA	Glass
	079733-04-T03	EA	Window Asm. w/o Inside Frame
	067609-27-000	EA	Inside Frame - Window Asm.
22	101145-01-01A	EA	Deadbolt Asm. - Square - Black
	095229-01-700	EA	Key Blank - Dead Bolt
	101147-01-000	EA	Bolt - Security
23	098173-01-02A	EA	Stiffener
	102524-01-000	EA	Bumper - Flat - Black Rubber
24	039540-01-000	EA	Latch Asm. - Hook
25	045017-11-000	EA	Latch Asm. - Plate - Black
	045017-11-701	EA	Key Blank - Door Latch Plate
26	039979-03-000	EA	Cover Asm. - Latch Plate - Black
27	095276-01-03A	EA	Door Frame - Gray
28	089748-03-00J	EA	Door Frame - Bottom - Gray
	039984-01-000	EA	Cap - Black Vinyl - Lock Grip
	075673-01-000	FT	Seal - Pile - Adhesive Back
	075671-01-000	FT	Seal - Sponge - Lazy T Shape
	081914-01-000	EA	Bumper - Round - Black Rubber
	100128-02-003	FT	Seal - Screen Door
	100412-01-000	EA	Catch - Screen Door
	090340-01-000	FT	Door Jamb Seal

1990 ITASCA TABLE OF CONTENTS

INTRODUCTION	A-01 - A-02
ABBREVIATIONS	A-03
ALPHABETICAL/GROUP REFERENCE	A-04 - A-06
IKM27RQ	A-07 - E-15
IKM40RQ	E-17 - I-22

1990 IKM40RQ INDEX

Floor Plan	E-17 - E-18
Accessories Group	E-19 - E-22
Bath Group	E-23 - F-02
Bedroom Group	F-03 - F-05
Chassis Group	F-06 - F-15
Curtain, Cushion & Pad Group	F-16 - G-03
Dinette Group	G-04 - G-06
Driver's Compartment Group	G-07 - G-10
Electrical Group	G-11 - G-15
Exterior Body Group	G-16 - G-24
Galley Group	H-01 - H-06
Heating & Air Conditioning Group	H-07 - H-09
Interior Finish Group	H-10 - H-11
Labels Group	H-12 - H-20
LP Group	H-21
Lounge Group	H-22 - H-23
Sealants & Fasteners Group	H-24 - I-01
Water & Sewage Group	I-02 - I-03
Window, Vent & Exterior Door Group	I-05 - I-22