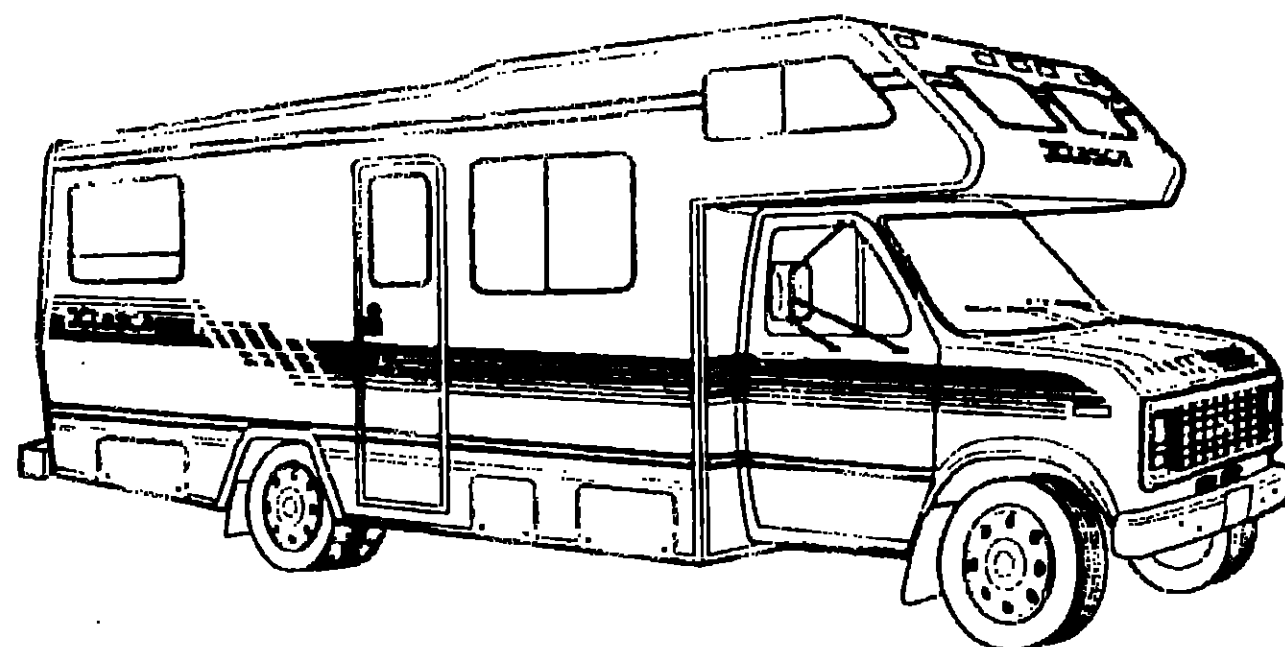
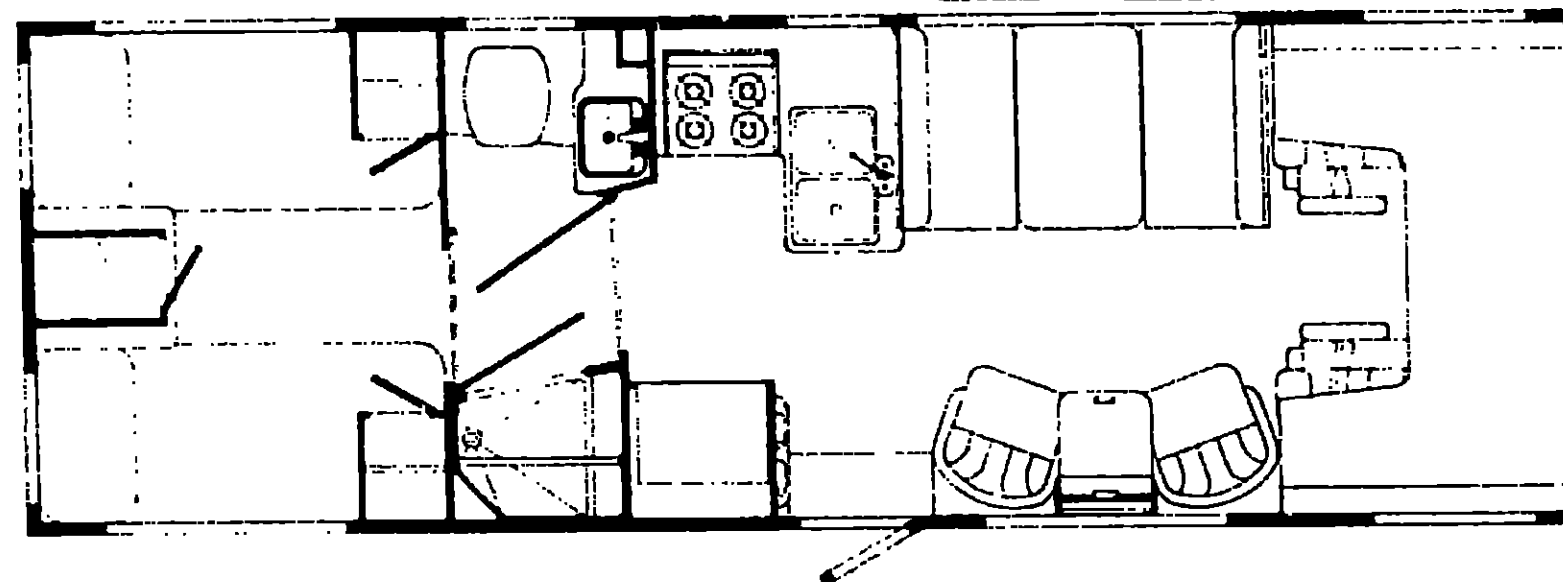
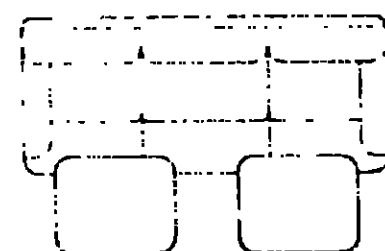
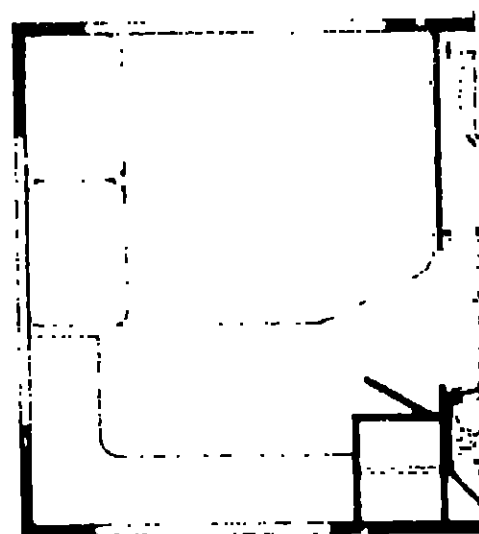


# 1990 IF427RT



## 1990 ITASCA TABLE OF CONTENTS

INTRODUCTION	A-01 - A-02
ABBREVIATIONS	A-03
ALPHABETICAL/GROUP REFERENCE	A-04 - A-06
IF424RC	A-07 - D-12
IF426RT	D-13 - G-16
IF427RT	G-17 - K-03



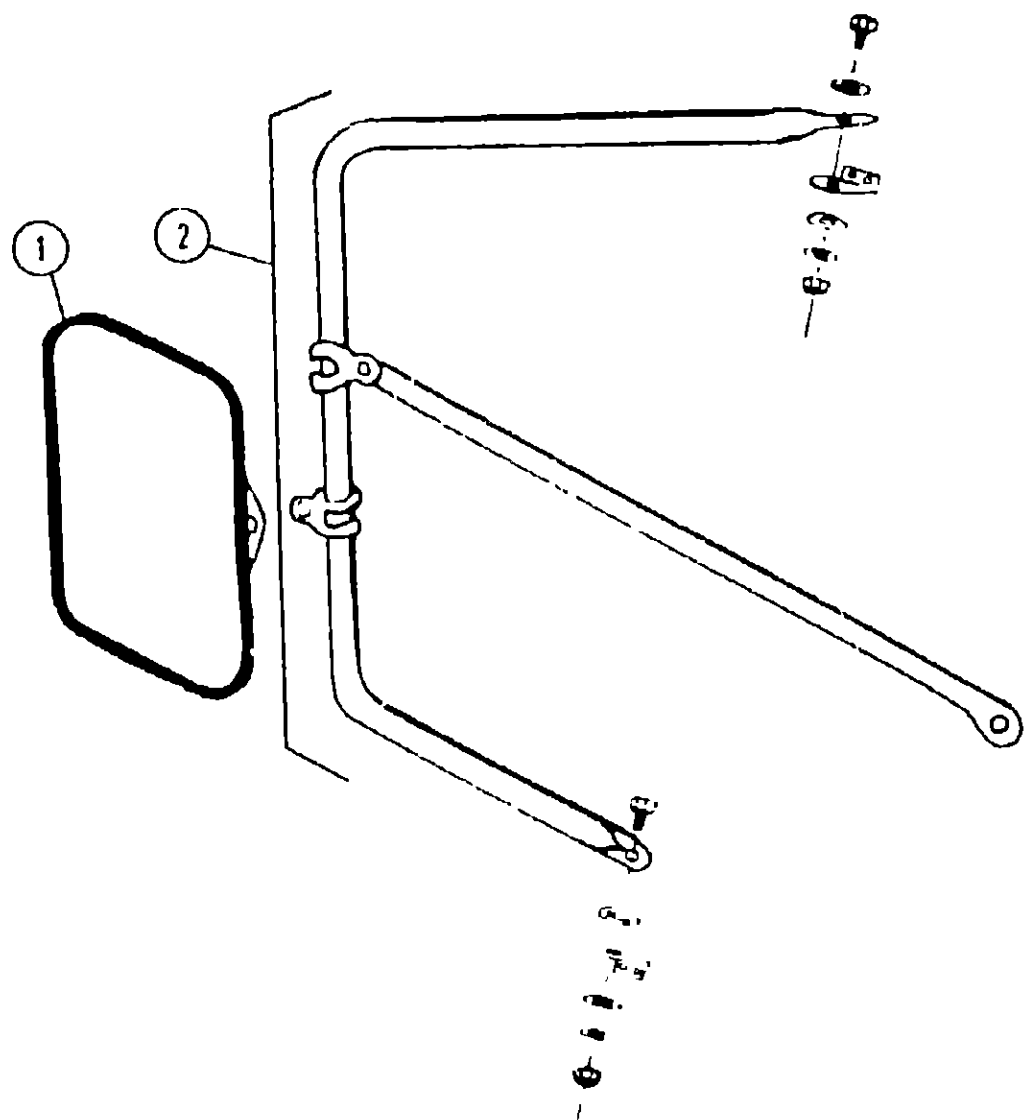
G-17

## 1990 IF427RT INDEX

Floor Plan	G-17 - G-18
Accessories Group	G-19 - G-22
Bath Group	G-23 - G-24
Bedroom Group	H-01 - H-02
Chassis Group	H-03 - H-07
Curtain, Cushion & Pad Group	H-08 - H-16
Dinette Group	H-17 - H-18
Driver's Compartment Group	H-19 - H-21
Electrical Group	H-22 - I-01
Exterior Body Group	I-02 - I-06
Galley Group	I-07 - I-12
Heating & Air Conditioning Group	I-13 - I-14
Interior Finish Group	I-15 - I-17
Labels Group	I-18 - J-01
LP Group	J-02
Lounge Group	J-03 - J-04
Sealants & Fasteners Group	J-05 - J-07
Water & Sewage Group	J-08 - J-11
Window, Vent & Exterior Door Group	J-12 - K-03

G-18

ACCESSORIES GROUP



EXTERIOR MIRRORS

Key	Part Number	U/M	Description
1	049347-01 000	EA	Mirror Head 7 1/2" x 10 1/2" Stainless Steel
	049347-03-000	EA	Mirror Head 7 1/2" x 10 1/2" - Black
	049347-01 700	EA	Glass Exterior Mirror - 7 1/2" x 10 1/2"
2	062047-01 000	EA	Arm West Coast Mirror - Stainless Steel
	006043 01 000	EA	Mirror Convex Adhesive Back

Note Items indented below assemblies are serviceable parts for that assembly

WHEEL COVER & MOUNTING HARDWARE

Key	Part Number	U/M	Description
	083181 01 000	EA	Wheel Cover 16" (Set/4)
	083181-01-700	EA	Wheel Cover 16" (1)
	063181 04-702	EA	Nut Cover 16"
	083181-04 703	EA	Cap - Center Chrome
	091209 05 000	EA	Wheel Liner - 16" Dia (Set/4) (Option L63)
	091209-05 701	EA	Liner Rear Only (1)
	091209-05-700	EA	Liner - Front Only (1)
	091209-03 702	EA	Cover - Front Axle
	091209 03-703	EA	Cover - Rear Axle
	091209 03 704	EA	Snap Ring

Note Items indented below assemblies are serviceable parts for that assembly

ACCESSORIES GROUP (CONTINUED)

RADIO & RELATED COMPONENTS

Key	Part Number	U/M	Description
	089340 01-000	EA	Grille Speaker 6 5/8" Square
	097459 01-000	EA	Radio - AM/FM w/Cassette
	074979-01-000	EA	Speaker Cover Protector - Plastic
	094097 01-000	EA	Speaker - 5 25" - w/o Grille
	079385 03 000	EA	Radio Mounting Kit Ford
	081059 02 000	EA	Wiring Asm 9-Pin - Radio
	074979 11 000	EA	Speaker Cover Plastic - Off White

MISCELLANEOUS ACCESSORIES

Key	Part Number	U/M	Description
	054185 35-000	EA	Owner's Manual - 1990 - Itasca & Winnebago
	094499 01 000	EA	Fire Extinguisher Dry 1A 10BC
	094499-02-000	EA	Fire Extinguisher - 1A 10BC (CSA)
	094199-01-700	EA	Mounting Bracket w/Plastic Strap - Fire Extinguisher
	083219 03-000	EA	Floor Mat - Black - Right
	083219 04-000	EA	Floor Mat - Black - Left
	081075-01-000	EA	Mat Entrance Winnebago
	072852-01-000	EA	Smoke Detector w/9 Volt Battery
	092318 01-000	EA	Binder 3 Ring - Vendor Manual
	092319 01 000	EA	Page - Plastic Pocket
	098084-14 000	EA	Cassette - Sundancer

NOTE Items indented below assemblies are serviceable parts for that assembly

TV ANTENNA & RELATED COMPONENTS

Key	Part Number	U/M	Description
**	076319 01-000	EA	Antenna - TV Roof Mount - 44 5/8" Mast
	076319-03 000	FT	Cable - Coaxial 75 OHM
	076319 06 000	EA	Adaptor - Cable Roof Plate
	076319-09-000	EA	Wallplate - Cable Receptacle - TV Single - Brown
	076319 11-000	EA	Adaptor Coaxial w/Splitter
	076319-12 000	EA	Connector Coaxial - One Piece
	086777-02-000	EA	Wallplate TV Cable - w/Antenna Switch Brown
	086778-01-000	EA	Receptacle - TV Cable - Exterior w/Cover - Off White
	086778-04 000	EA	Gasket TV Cable Receptacle
	086756 01-000	EA	Splitter - TV 2 Way
	082134 01-000	EA	Adapter - TV - Cable To Cable
	087236 01-000	EA	Label - Cable TV Input
	087236-02 000	EA	Label Cable TV Output

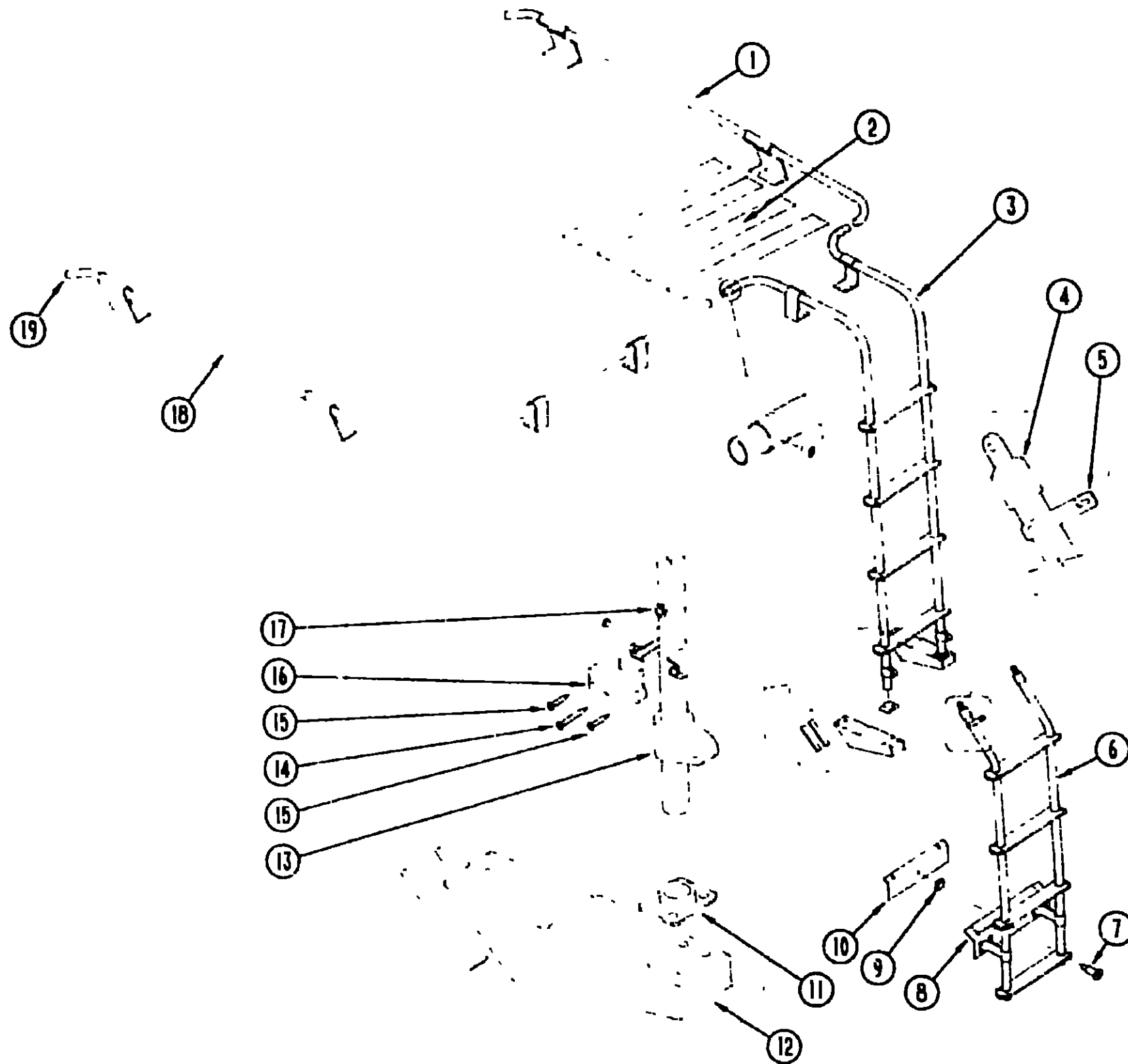
\*\* The illustrated parts breakdown for this item is provided on the Common Items Fiche

1990 ITASCA  
TABLE OF CONTENTS

INTRODUCTION	A 01 - A 02
ABBREVIATIONS	A 03
ALPHABETICAL/GROUP REFERENCE	A 01 - A-06
IF424RC	A-07 - D 12
IF426RT	D-13 - G 16
IF427RT	G 17 - K 03

1990 IF427RT INDEX

Floor Plan	G 17 - G 18
Accessories Group	G 19 - G 22
Bath Group	G 23 - G-24
Bedroom Group	H 01 - H-02
Chassis Group	H 03 - H 07
Curtain, Cushion & Pad Group	H 08 - H 16
Dinette Group	H 17 - H 18
Driver's Compartment Group	H 19 - H 21
Electrical Group	H-22 - I-01
Exterior Body Group	I-02 - I-06
Galley Group	I-07 - I-12
Heating & Air Conditioning Group	I-13 - I-14
Interior Finish Group	I 15 - I 17
Labels Group	I 18 - J 01
LP Group	J 02
Lounge Group	J 03 - J 04
Sealants & Fasteners Group	J-05 - J-07
Water & Sewage Group	J 08 - J-11
Window Vent & Exterior Door Group	J 12 - K-03



RACK & LADDER COMPONENTS

Key	Part Number	U/M	Description
1	081026-01-T03	EA	Rack Luggage - Passenger Side
2	038327 01-000	EA	Tape - Anti Slip 2" x 60"
3	080999-01 T03	EA	Ladder Upper
4	081115 01-000	EA	Cap Top - 1"
5	080873-01-000	EA	Latch - Ladder Lower - Gray
6	080997-01-T03	EA	Ladder Lower
7	081056-01-000	CA	Pin - Quick Release - Single Action Ladder
8	081152-01-000	EA	Plate - Bumper Ladder - Lower
9	081055-01-000	EA	Spring Grip - Internal Tooth - Ladder
10	081107-01-000	EA	Bracket - Bumper Pin
11	067165-01-000	EA	Mounting Bracket - Ladder - Lower
12	080868-01-000	EA	Footling - Ladder - Upper
13	080870-01 000	EA	Shim - Ladder Footling
14	081116 01-000	EA	Slide Top - Rack & Ladder - 1"
15	000G68-10-36T	EA	Screw - 10 12 x 2 25 POH - Black
16	000G39 06 10T	EA	Screw SF/DR - 6 20 x 5/8 PPH - Black
17	076980 02 000	EA	End Cap - Step Black
18	081113-01-000	EA	Bushing Flange Plastic - White
19	081026 02 T03	EA	Rack Luggage Driver Side
20	081114 01-000	EA	Plug Round - Rack & Ladder Ends - Plastic - 1" Dia

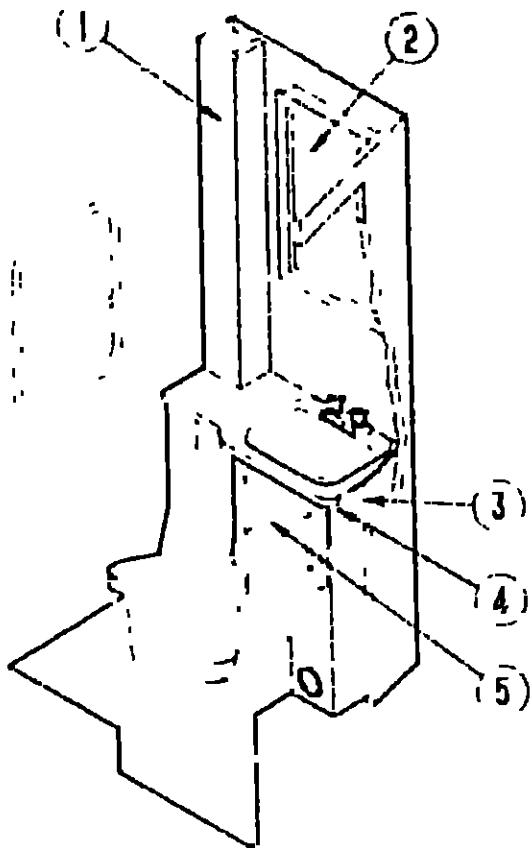
1990 ITASCA  
TABLE OF CONTENTS

INTRODUCTION	A 01 - A 02
ABBREVIATIONS	A-03
ALPHABETICAL/GROUP REFERENCE	A 01 - A 06
IF427PC	A-07 D 12
IF426RT	D 13 - G-16
IF427RT	G 17 - K 03

1990 IF427RT INDEX

Floor Plan	G-17 - G 18
Accessories Group	G 19 - G 22
Bath Group	G 23 - G 24
Bedroom Group	H 01 - H-02
Chassis Group	H-03 - H 07
Curtain Cushion & Pad Group	H-08 H 16
D nelle Group	H 17 - H 18
Driver s Compartment Group	H 19 - H-21
Electrical Group	H 22 I-01
Exterior Body Group	I-02 - I-06
Galley Group	I-07 I-12
Heating & Air Conditioning Group	I 13 - I-14
Interior Finish Group	I-15 - I-17
Labels Group	I-18 - J 01
LP Group	J-02
Lounge Group	J-03 J-04
Sealants & Fasteners Group	J-05 - J-07
Water & Sewage Group	J 08 - J-11
Window Vent & Exterior Door Group	J 12 - K-03

BATH GROUP



BATH CABINERY & HARDWARE

Key	Part Number	U/M	Description
1	092356 01 AA5	EA	Cabinet Asm. Pipe Cover 16 1/4 Tall
2	M88174 01 X73	EA	Cabinet Asm. Medicine w/o Door Or Hardware
	M88304 18 W21	EA	Door Asm. Medicine Cabinet 15 1/2 x 29 1/2 w/o Hardware
	058331 05 000	EA	Mirror Safety Glass - 12 x 26
	093586 03 000	EA	Catch Roller Spring
	093586 04 000	EA	Strike Spring Steel
	009059 01 000	EA	Hinge Door 2 x 1 1/4 Brass
*2	M04198-01 AA5	EA	Cabinet Asm. Medicine w/o Door Or Hardware
	M88304 16 AA5	EA	Door Asm. Medicine Cabinet 15 1/2 x 28 9 - w/o Hardware
	058331 35 000	EA	Mirror Safety Glass - 11 1/2 x 25 1/2
	093586-03 000	EA	Catch Roller Spring
	093586 04 000	EA	Strike Spring Steel
	009059 01 000	EA	Hinge Door 2 x 1 1/4 Brass
3	M92359 02 AD5	EA	Cabinet Asm. Lavatory w/o Doors Or Hardware (AD5)
3	M92359-02 AA7	EA	Cabinet Asm. Lavatory w/o Doors Or Hardware (AD6)
3	M92359 02 AA5	EA	Cabinet Asm. Lavatory w/o Doors Or Hardware (AD7)
4	092359 13 AD5	EA	Countertop Asm. Lavatory
4	092359 13 AA7	EA	Countertop Asm. Lavatory (AD6)
4	092359 13 AA5	EA	Countertop Asm. Lavatory (AD7)
5	M88304 77-X11	EA	Door Asm. Lavatory Cabinet 11 1/2 x 17 9 - w/o Hardware
	M82429 05 X81	EA	Door Asm. Bath 73 8 x 30 w/o Hardware
	M82429 04 X81	EA	Door Asm. Shower 73 8 x 27 5 w/o Hardware
	093446 01 X81	EA	Mirror Asm. Wood Framed 15 1/2 x 16 1/2
	058331 20 000	EA	Mirror Safety Glass - 14 5 x 13 1/2

\* These parts were used from 4/2/90 on

BATH GROUP (CONTINUED)

MISCELLANEOUS HARDWARE & PLUMBING PARTS

Key	Part Number	U/M	Description
	080508-01-000	EA	Panel Skylight Inner
	080507-01 000	EA	Panel Skylight - Outer
	080258 01 000	EA	Trim - Skylight
	M07673 03 X81	EA	Shower Pan Asm - Off White
	075606-01 000	EA	Panel - Shower Faucet
	011018 02 000	EA	Shower Head w/60" Hose (US)
	011048 05 000	EA	Shower Head w/60" Hose (CSA)
	075241-04-000	EA	Faucet - Shower - Brass
	075240 05 000	EA	Faucet - Lavatory Brass
	091253 01 000	EA	Gasket - Lavatory Faucet
	096927-01-01A	EA	Sink - Rectangular Lavatory
	105218 01-01A	EA	Spacer - Faucet - Lavatory Sink
	067487 01-000	EA	Toilet - Ivory
	075453 02 000	EA	Rack - Towel Bar - 18" - Brass
	075454 02 000	EA	Towel Ring Brass
	075452 02 000	EA	Toilet Tissue Holder - Brass
	075680 02-000	EA	Clothes Rod Adjustable - 27" - 38"
	009117 01-000	EA	Flange - 1" Clothes Rod - Off White Plastic
	057671 01 000	EA	Screw Cover - #8 Off White
	066136 01 000	EA	Slip Nut - Tailpiece
	066435 01 000	EA	Strainer - Nut
	069735 01-000	EA	Washer - Strainer To Tailpiece Plastic
	066140 01 000	EA	Strainer - w/Rubber Washer
	009089 01 000	EA	Clip - Mirror
	011069 02 000	EA	Tailpiece - 1 1/2" x 1 1/1" x 4" - Brass
	009151-01 000	EA	Warpguard - 48" (Bath/Shower Door)
	009013 01 000	EA	Catch - Male/Female Bulldog - Door Mounted (Bath/Shower Door)
	058335-02 000	EA	Latch w/o Lock - Brown (Bath/Shower Door)
	M03450 01 000	EA	Trim Asm - Bathroom/Shower Door Mirror
	093586 03 000	EA	Catch - Spring - Roller
	093586-04 000	EA	Strike - Spring Steel
	059777-02 000	EA	Hinge - Cabinet Door Brass
	095645-01-000	EA	Pull - Cabinet - Brass - Twist - 1 1/2" x 3 1/4"
	074493 02 000	EA	Support - Piston Spring - Cabinet Door

The illustration for these items can be found in Interior Finish Group

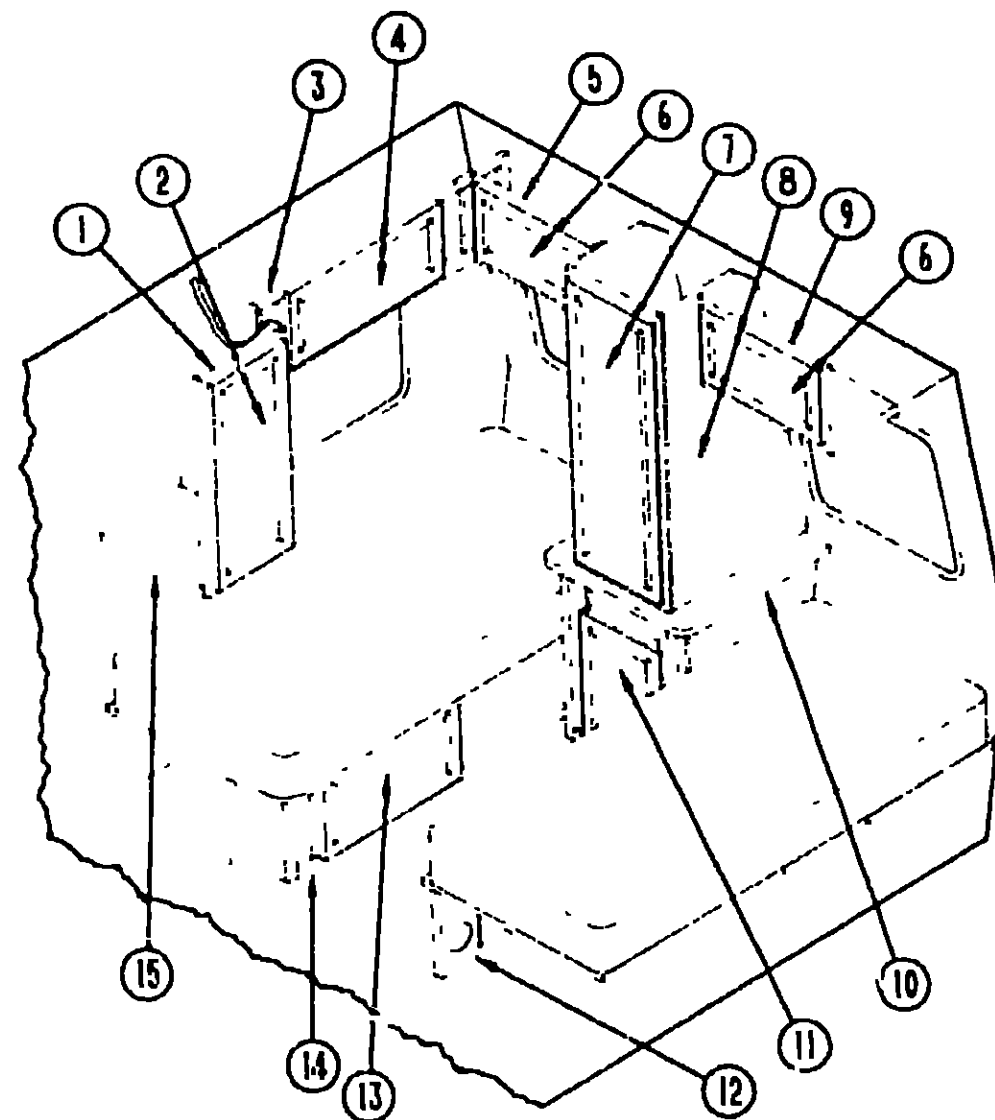
1990 ITASCA  
TABLE OF CONTENTS

INTRODUCTION	A 01 - A 02
ABBREVIATIONS	A 03
ALPHABETICAL/GROUP REFERENCE	A 04 - A 06
IF424RC	A 07 D 12
IF426RT	D 13 G 16
IF427RT	G 17 K 03

1990 IF427RT INDEX

Floor Plan	G 17 G 18
Accessories Group	G-19 G 22
Bath Group	G 23 - G 24
Bedroom Group	H 01 - H 02
Chassis Group	H 03 - H-07
Curtain Cushion & Pad Group	H 08 - H 16
Dinette Group	H 17 - H 18
Driver's Compartment Group	H 19 - H 21
Electrical Group	H-22 I-01
Exterior Body Group	I-02 - I 06
Galley Group	I 07 - I 12
Heating & Air Conditioning Group	I-13 I 14
Interior Finish Group	I-15 - I-17
Labels Group	I-18 J 01
LP Group	J 02
Lounge Group	J 03 - J-04
Sealants & Fasteners Group	J-05 - J-07
Water & Sewage Group	J-08 J 11
Window, Vent & Exterior Door Group	J-12 - K 03

## BEDROOM GROUP

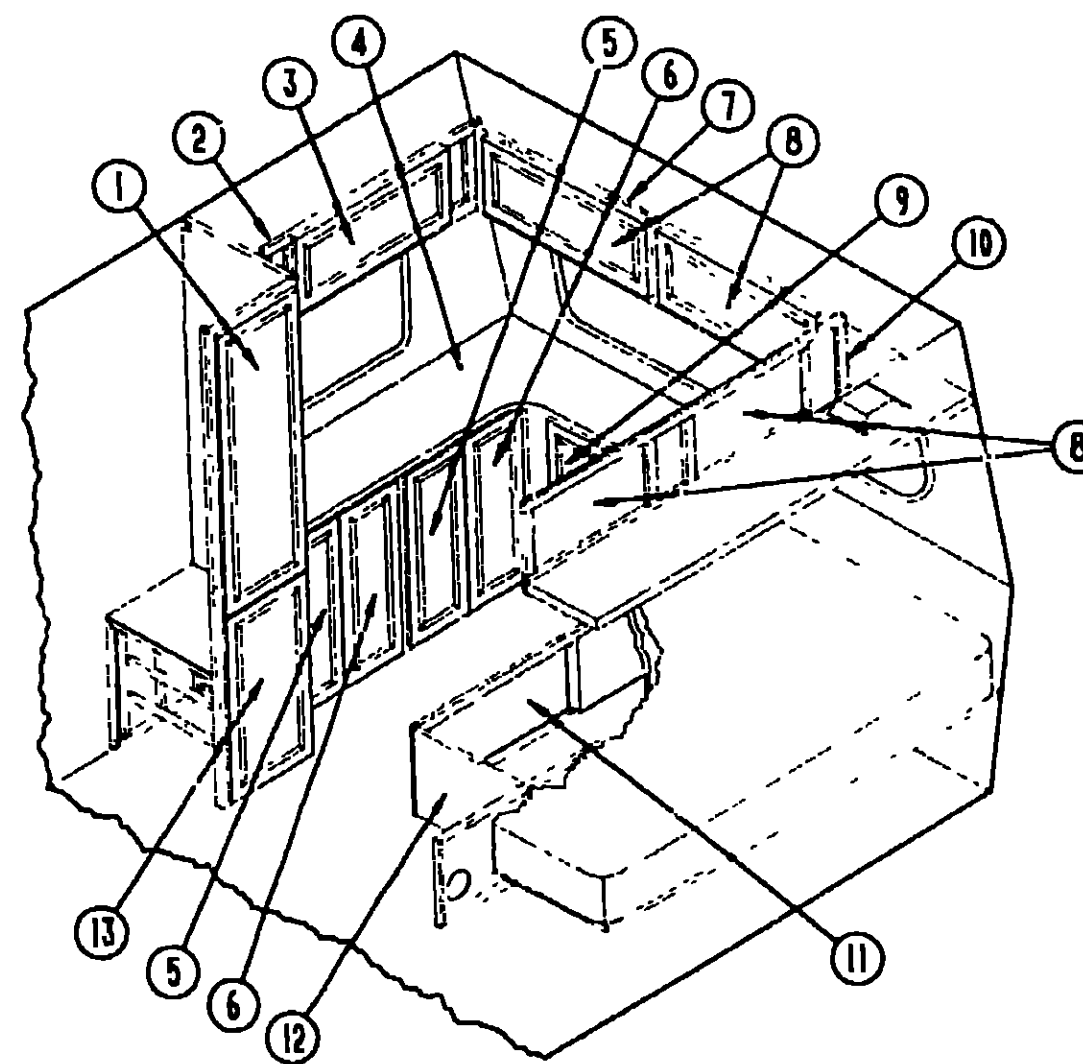


TWIN BED CABINETRY

Key	Part Number	U/M	Description
1	083948 01 AA5	EA	Cabinet Asm - Passenger Side - Shirt Closet - w/o Door Or Hardware
	083949 01 AA5	EA	Cabinet Asm - Drivers Side - Shirt Closet - w/o Door Or Hardware
2	M88304 82 X08	EA	Door Asm - Shirt Closets - 14 3" x 33 5" - w/o Hardware
3	M83981-01-AA5	EA	Cabinet Asm - Passenger Side - Overhead Cabinet - w/o Door Or Hardware
	082825 01 AA5	EA	End Cap Asm - Overhead - Right Hand
	MC3930 01 AD5	EA	Cabinet Asm - Driver Side - Overhead Cabinet - w/o Door Or Hardware
	082825 02 W04	EA	End Cap Asm - Overhead - Left Hand
4	M88304 66-X08	EA	Door Asm - Rear Overhead - 11 4" x 28 1" - w/o Hardware
5	M99876 01 AD5	EA	Cabinet Asm - Rear Overhead - w/o Door Or Hardware
6	M88304 16-X23	EA	Door Asm - Rear Overhead - 12" x 21 9" - w/o Hardware
7	M88304-83 X08	EA	Door Asm - Wardrobe Cabinet - 15 5" x 45 5" - w/o Hardware
8	M99873-01-AA5	EA	Cabinet Asm - Wardrobe Cabinet - w/o Door Or Hardware
9	M99878-01-AD5	EA	Cabinet Asm - Rear Overhead - w/o Doors Or Hardware
10	099873-14 AA5	EA	Counterlop Asm - Wardrobe Cabinet
11	M88304 52 X23	EA	Door Asm - Wardrobe Cabinet - 14 4" x 21 8" - w/o Hardware
12	M99871 01 AA5	EA	Cabinet Asm - Twin Bed - w/o Top Or Hardware
13	M88304 93 X81	EA	Door Asm - Twin Bed Cabinet - 12" x 26" - w/o Hardware
14	M99870 01-AA5	EA	Cabinet Asm - Twin Bed - w/o Top or Hardware
15	081280 13 W24	EA	End Cap Asm - Shirt Closets Bottom
	093445-11-AB6	EA	Counterlop - TV Stand - 15" x 15" (AD5 AD6)
	093445-11 AB6	EA	Counterlop - TV Stand - 15" x 15" (AD7)

H-1

## BEDROOM GROUP (CONTINUED)



DOUBLE BED CABINETRY (Option L46L)

Key	Part Number	U/M	Description
1	M88304-83 X08	EA	Door Asm - Wardrobe Cabinet - 15 5" x 45 5" - w/o Hardware
	077404-02-000	EA	Drawer Asm - Plastic - 20" x 12 7" - Beige
2	099877-01 AD5	EA	Cabinet Asm - Passenger Overhead - w/o Door Or Hardware
3	M88304 66-X08	EA	Door Asm - Overhead - 11 4" x 28" - w/o Hardware
4	M99951-01-AA5	EA	Cabinet Asm - Vanity - w/Counterlop - w/o Doors Or Hardware
4	099951-13 AA5	EA	Counterlop Asm - Vanity Cabinet
5	M88304-71-AD5	EA	Door Asm - Vanity Cabinet - 10 8" x 27 9" - w/o Hardware
6	M88304 72 AD5	EA	Door Asm - Vanity Cabinet - 10 8" x 27 9" - w/o Hardware
7	M83932 01-AD5	EA	Cabinet Asm - Rear Overhead - w/o Doors or Hardware
8	M88304-F2-X81	EA	Door Asm - Vanity Cabinet - 15 7" x 27 3" - w/o Hardware
9	099195-01-AD5	EA	Cabinet Asm - Drivers Overhead - w/o Doors or Hardware
10	M88304-A2-X08	EA	Door Asm - Drivers Overhead - 11" x 21 8" - w/o Hardware
11	M88304-07-X14	EA	Door Asm - Double Bed Cabinet - 12" x 29" - w/o Hardware
12	M93436-01-AA5	EA	Cabinet Asm - Double Bed - w/o Doors or Hardware
13	M88304 E8 X81	EA	Door Asm - Wardrobe Cabinet - 15 5" x 29 5" - w/o Hardware
	098176 06 000	EA	Mattress - Double - 53" x 74"
	082686-01 020	EA	Lamp - Table - Brass w/Wood
	082686-06 000	EA	Shade - Table Lamp

## 1990 ITASCA TABLE OF CONTENTS

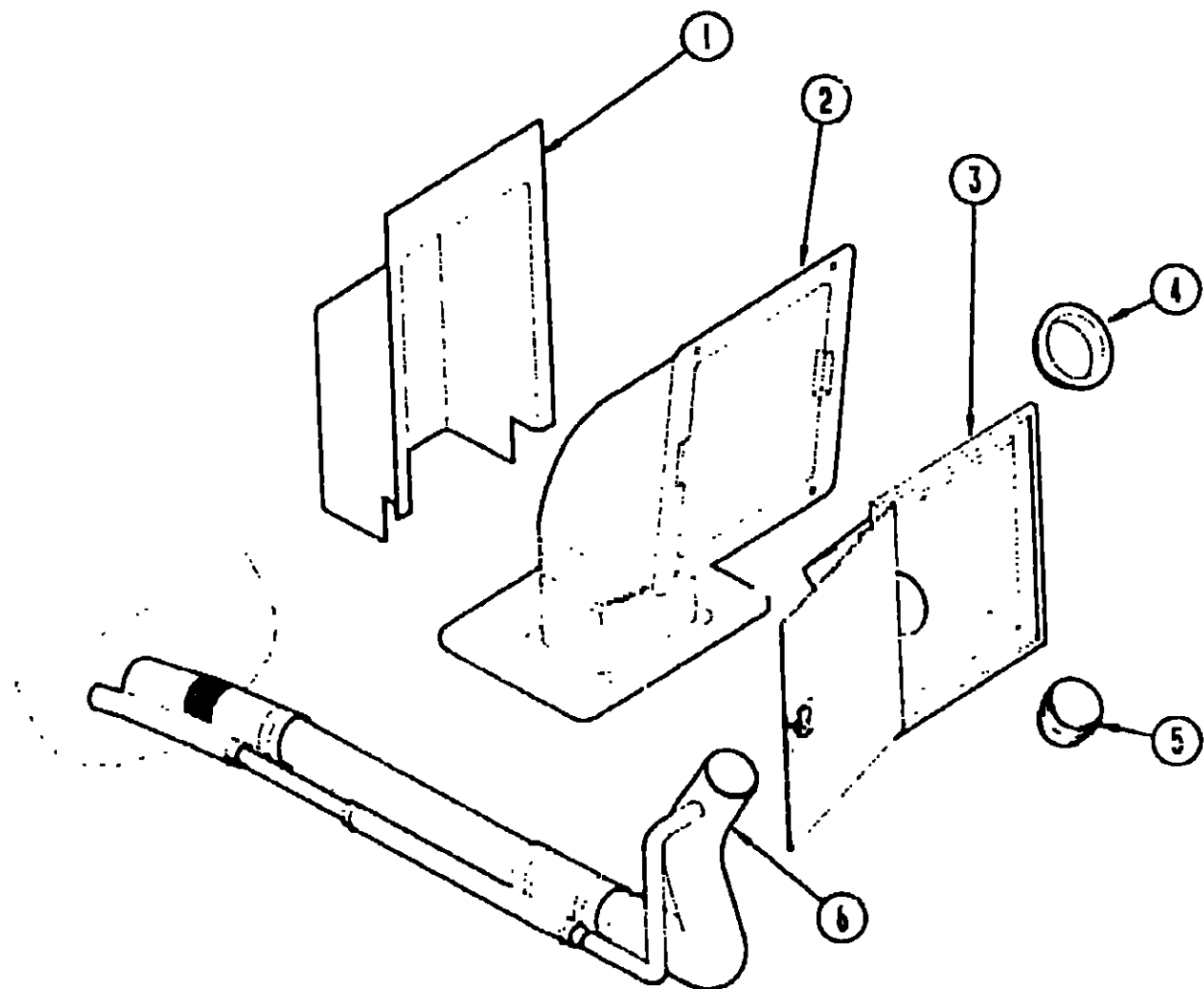
INTRODUCTION	A 01	A-02
ABBREVIATIONS		A 03
ALPHABETICAL/GROUP REFERENCE	A 04 - A-06	
IF424RC	A 07 - D 12	
IF426RT	D 13	G 16
IF427RT	G 17 - K 03	

## 1990 IF427RT INDEX

Floor Plan	G 17 - G 18
Accessories Group	G 19 - G 22
Bath Group	G 23 - G 24
Bedroom Group	H 01 - H 02
Chassis Group	H 03 - H 07
Curtain, Cushion & Pad Group	H 08 - H 16
Dinette Group	H 17 - H 18
Driver's Compartment Group	H 19 - H-21
Electrical Group	H 22 - I 01
Exterior Body Group	I 02 - I 06
Galley Group	I 07 - I 12
Heating & Air Conditioning Group	I 13 - I 14
Interior Finish Group	I 15 - I-17
Labels Group	I-18 - J 01
LP Group	J-02
Lounge Group	J 03 - J 04
Sealants & Fasteners Group	J 05 - J 07
Water & Sewage Group	J 08 - J-11
Window, Vent & Exterior Door Group	J 12 - K-03

H-2

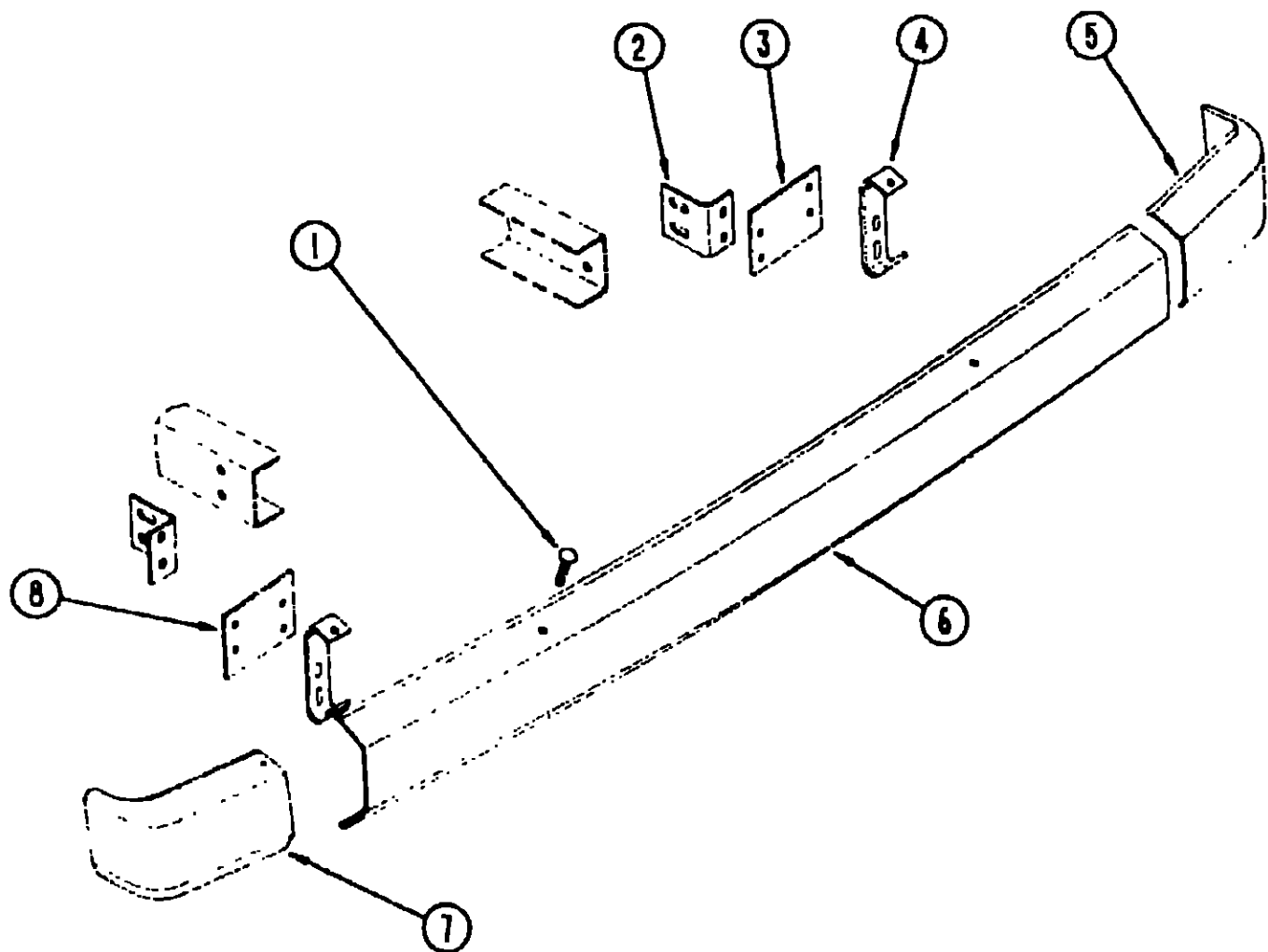
CHASSIS GROUP



FUEL FILL COMPARTMENT

Key	Part Number	U/M	Description
1	078040-01-000	EA	Shroud - Fuel Fill - Upper
2	083578-01-000	EA	Boot - Fuel Fill
	084235-01-000	EA	Support Flange - Fuel Fill Boot
3	078010-03-000	EA	Door Asm. - Fuel Fill - Off White
	077963-01-000	EA	Gasket - Fuel Door
	042441-01-000	EA	Lock Asm. - Fuel Fill
4	078200-01-000	EA	Gasket - Fuel Fill
5	NOTE	EA	Fuel Cap
6	083675-02-000	EA	Filler Neck - Fuel Fill
	* This part is chassis supplied		

CHASSIS GROUP (CONTINUED)



REAR BUMPER & BRACKETS

Key	Part Number	U/M	Description
1	005200-01-000	EA	Bolt - Bumper - RD HD SQ Neck - w/S&T Cap
	000D39-07-00B	EA	Nut - Hex - Ser Fig Lk - 7/16 - 14ZN
2	078668-01-000	EA	Support Angle - Bumper - Rear - L-Angle - 4" x 3"
	00C12-10-24B	EA	Bolt - Hex - 5/8 - 11 x 1 1/2 ZN - 5
3	078760-02-000	EA	Plate - Mounting - Rear Bumper - Passenger Side - 5" x 5"
	000C12-07-20B	EA	Bolt - Hex - 7/16 - 14 x 1 1/4 - ZN5
4	078670-02-000	EA	Bracket - Rear Bumper - 2" x 8" - Bent Ends
5	078578-05-000	EA	Cap - Bumper End - Passenger Side - Off White
6	078584-09-000	EA	Bumper - Rear - Chrome
7	078579-06-000	EA	Cap - Bumper End - Driver Side - Off White
8	078760-03-000	EA	Plate - Mounting - Rear Bumper - Driver Side - 5" x 5"
	081107-01-000	EA	Bracket - Bumper Pin - Angle - 2 6" x 7 8"

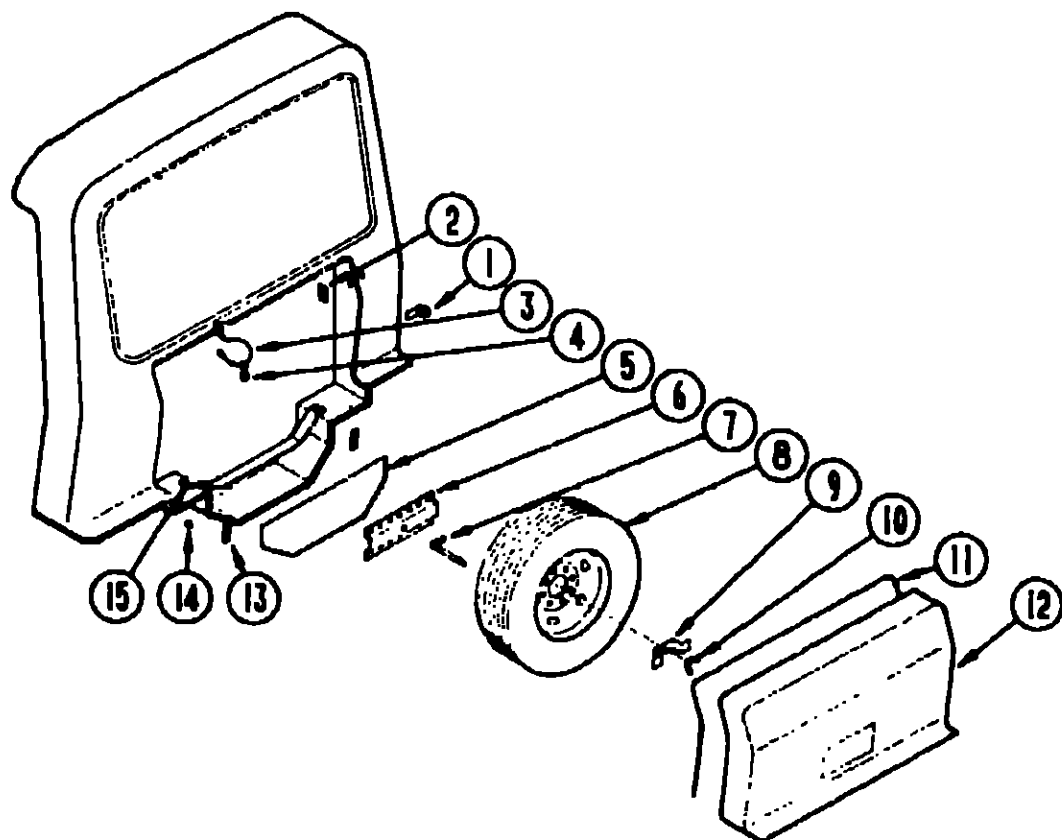
1990 ITASCA  
TABLE OF CONTENTS

INTRODUCTION	A-01 - A-02
ABBREVIATIONS	A-03
ALPHABETICAL/GROUP REFERENCE	A-04 - A-06
IF424RC	A-07 - D-12
IF426RT	D-13 - G-16
IF427RT	G-17 - K-03

1990 IF427RT INDEX

Floor Plan	G-17 - G-18
Accessories Group	G-19 - G-22
Bath Group	G-23 - G-24
Bedroom Group	H-01 - H-02
Chassis Group	H-03 - H-07
Curtain, Cushion & Pad Group	H-08 - H-16
Dinette Group	H-17 - H-18
Driver's Compartment Group	H-19 - H-21
Electrical Group	H-22 - I-01
Exterior Body Group	I-02 - I-06
Galley Group	I-07 - I-12
Heating & Air Conditioning Group	I-13 - I-14
Interior Finish Group	I-15 - I-17
Labels Group	I-18 - J-01
LP Group	J-02
Lounge Group	J-03 - J-04
Sealants & Fasteners Group	J-05 - J-07
Water & Sewage Group	J-08 - J-11
Window, Vent & Exterior Door Group	J-12 - K-03

CHASSIS GROUP (CONTINUED)



SPARE TIRE & COMPARTMENT

Key	Part Number	U/M	Description
1	077408-01-000	EA	Lock Asm. - Key Type - Tire Cover
2	077941-01-000	EA	Rubber Seal - Flat w/Slit
3	076767-02-000	EA	Cable Asm.
4	072463-02-000	EA	Spring Hook - 5/8" Eye
5	077395-01-000	EA	Shield - Spare Tire
6	077403-01-000	EA	Support - Rod - Spare Tire
7	077411-01-000	EA	Retaining Rod - Spare Tire
8	070917-02-000	EA	Tire - Radial - Michelin
8	070917-04-000	EA	Tire - Radial - Firestone
	083617-01-000	EA	Wheel - 6" x 16" - 8 Hole
	051377-01-000	EA	Valve Stem
	095012-01-000	EA	Extension - Valve Stem - Dual Wheel
	095012-03-000	EA	Extension - Valve Stem - Dual Wheel
	077030-02-000	EA	Extension - Valve Stem - 1.25"
9	077399-01-000	EA	Retainer - Spare Tire
10	064081-01-000	EA	Wing Nut - 3/8" - Spare Tire
11	058027-01-000	FT	Tire Cover Seal - "D" Section - Sponge Rubber
12	079165-01-U10	EA	Cover Asm. - Tire
	077392-01-000	EA	Strike - Latch
	077394-02-000	EA	Support Asm. - Strike
13	080374-01-000	EA	Plate - Tire Cover Holder
14	077759-01-000	EA	Spacer - Support - Tire Carrier
15	079018-01-000	EA	Strap - Tire Carrier

CHASSIS GROUP (CONTINUED)

MISCELLANEOUS

Key	Part Number	U/M	Description
	007125-04-000	EA	Clamp Asm. - Muffler - 1.12"
	007125-07-000	EA	Clamp - Muffler - 2.5" Dia.
	010497-01-000	EA	Clamp - Closed - 5/8" ID
	007161-01-000	EA	Clamp - Hose - Spring Type 112
	062401-01-000	EA	Clamp - Hose - Wormgear - .22" ID - 1" ID
	062401-02-000	EA	Clamp - Hose - Wormgear - 1.56" ID - 2.5" ID
	062401-03-000	EA	Clamp - Hose - Wormgear - .25" ID - 1" ID
	062401-04-000	EA	Clamp - Hose - Wormgear - .69" ID - 1.25" ID
	062401-05-000	EA	Clamp - Hose - Wormgear - 2" ID - 3" ID
	062401-06-000	EA	Clamp - Hose - Wormgear - .22" ID - .62" ID
	023146-01-000	EA	Clamp - Screw Type - 4"
	007063-01-000	FT	Hose - Fuel - 1/4" ID x 1/2" OD
	045731-01-000	EA	Rock Guard - Rear Mud Flap - 8" x 18" (Steel)
	106141-01-000	EA	Mud Flap - Black w/Holes - "Winnetago" Logo - Black
	017516-01-000	EA	Mud Flaps w/Holes - 14" x 18" - Black
	064089-01-700	EA	Mud Flap - Black Rubber (Set/2)
	079384-05-000	EA	Running Boards - Passenger
	079384-06-000	EA	Running Boards - Driver
	079384-11-000	EA	Hardware Set - Running Boards
	079942-05-000	EA	Shock Absorber - Stabilizer - Front
	079942-06-000	EA	Shock Absorber - Stabilizer - Rear
	076241-01-000	EA	Support Asm. - Step
	077848-01-000	EA	Step Asm. - Entry
	057724-01-000	EA	Wheelwell - Plastic
	078781-09-000	EA	Compartment Asm. - Storage
	078046-02-000	EA	Compartment Asm. - Storage/Generator
	078137-02-000	EA	Tray Asm. - Storage Compartment - 27.18" x 21"
	078781-02-000	EA	Compartment Asm. - Storage
	085967-01-000	EA	Compartment Asm. - Sewer Hose - 6" x 6.6" x 17.8" - Plastic
	008343-01-000	EA	Wire Tie - 6"
	080359-02-000	EA	Step Well Plate - Ford
	094795-01-000	EA	Speedometer - Kilometer
	094795-02-000	EA	Cluster - Instrument Panel - Kilometer

1990 ITASCA  
TABLE OF CONTENTS

INTRODUCTION	A-01 - A-02
ABBREVIATIONS	A-03
ALPHABETICAL/GROUP REFERENCE	A-04 - A-06
IF424RC	A-07 - D-12
IF426RT	D-13 - G-16
IF427RT	G-17 - K-03

1990 IF427RT INDEX

Floor Plan	G-17 - G-18
Accessories Group	G-19 - G-22
Bath Group	G-23 - G-24
Bedroom Group	H-01 - H-02
Chassis Group	H-03 - H-07
Curtain, Cushion & Pad Group	H-08 - H-16
Dinette Group	H-17 - H-18
Driver's Compartment Group	H-19 - H-21
Electrical Group	H-22 - I-01
Exterior Body Group	I-02 - I-06
Galley Group	I-07 - I-12
Heating & Air Conditioning Group	I-13 - I-14
Interior Finish Group	I-15 - I-17
Labels Group	I-18 - J-01
LP Group	J-02
Lounge Group	J-03 - J-04
Sealants & Fasteners Group	J-05 - J-07
Water & Sewage Group	J-08 - J-11
Window, Vent & Exterior Door Group	J-12 - K-03

CHASSIS GROUP (CONTINUED)

GENERATORS & COMPONENTS (OPTION 39E)

Key	Part Number	U/M	Description
	100974-03-000	EA	Generator - Emerald - 4.0 kw
	079654-05-000	EA	Exhaust Pipe - Generator
	081364-02-000	EA	Muffler - Generator - w/1.5" Long Tailpipe
	007067-01-000	EA	Insulation - Fiberglass - 1"
	078045-01-000	EA	Plate - Generator Support
	007161-01-000	EA	Clamp - Hose - Spring Type - 1/2"
	007062-01-000	EA	Hose - Gas - 1/4" ID x 1/2" OD
	007125-01-000	EA	Clamp - Muffler - 1.62" Diameter
	007125-04-000	EA	Clamp - Muffler - 1.1" Diameter
	079654-01-700	EA	Hinge Kit - Emerald Generator
	081364-01-000	EA	Muffler - Generator - w/8.5" Long Tailpipe
	081364-02-000	EA	Muffler - Generator - w/1.5" Long Tailpipe
	084365-01-000	EA	Strap - Support - Generator - 2 Hole
	093591-02-000	EA	Pipe - Exhaust - Generator - Curved - 1.5" OD
	078137-02-000	EA	Tray Asm. - 27.18" Wide x 21" Deep
	007131-01-000	EA	Tailpipe Hanger
	These parts were used from 6-20-90 on.		

GENERATORS & COMPONENTS (OPTION L3831A)

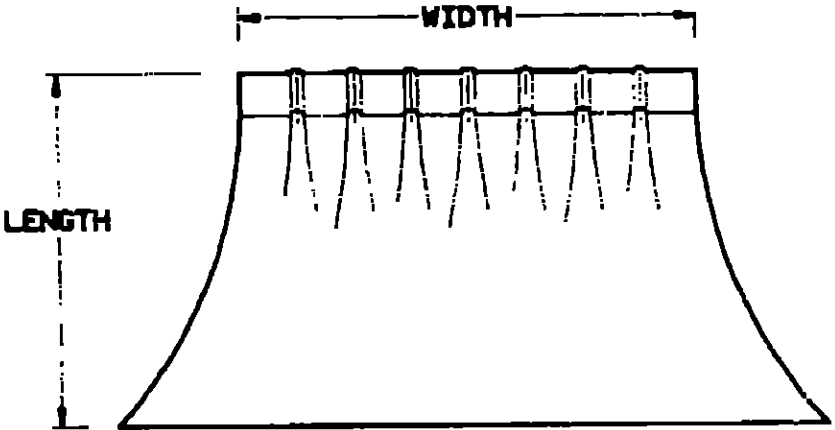
Key	Part Number	U/M	Description
	081634-02-000	EA	Generator- Emerald - 3.5 KW
	100974-05-000	EA	Generator - 4.0 kw - Emerald Plus - FN/29237
	079654-05-000	EA	Exhaust Pipe - Angled - w/Flange - 2" ID
	079654-01-700	EA	Hinge Kit - Emerald Generator
	081364-01-000	EA	Muffler - Generator - 35 KW
	078045-01-000	EA	Strap - Support - Generator - 4 Hole
	084365-01-000	EA	Strap - Support - Generator - 2 Hole
	094059-01-000	EA	Spacer - Generator
†	093591-02-000	EA	Exhaust Pipe - Generator - Curved - 1.5" OD
	007125-01-000	EA	Clamp - Muffler - 1.62" Dia.
	007125-04-000	EA	Clamp - Muffler - 1.12" Dia.
	007161-01-000	EA	Clamp - Hose - Spring Type - 112
	007067-01-000	EA	Insulation - Fiberglass - 1"
	078137-02-000	EA	Tray Asm. - Compartment
	007063-01-000	EA	Hose - Gas - 1/4" I.D. x 1/2" O.D.
	007131-01-000	EA	Hanger - Tailpiece
	These parts were used from 3/12/90 on.		
†	These parts were used from 6-20-90 on.		

CURTAIN, CUSHION & PAD GROUP

NOTICE

In order to assist our Parts Sales Dept. in providing interior software items, please include the serial number and the color code number from the vehicle certification label when ordering. This label is located on the left sidewall at the end of the dash (A-Body), or on the driver's door latch plate (C-Body).

An example of a color code number is P31, which designates an overall color scheme of a particular unit. The color listed after the item description on the microfiche, indicates the overall unit color. Order the item you desire according to unit color code.



NOTE: Use this illustration when determining length and width measurements for curtains. You will note the width measurements is taken on the top of the curtain with the curtain fully extended. The length measurement is taken from top to bottom.

CURTAIN & BLIND HARDWARE

Key	Part Number	U/M	Description
	048394-02-000	EA	Tape - Hook - .75" Wide - Beige
	048395-02-000	EA	Tape - Loop - .75" Wide - Beige
	088792-01-000	EA	Tape - Hook - 5/8" - Non-Adhesive
	088792-02-000	EA	Tape - Loop - .75" - Adhesive - Beige
	095591-02-000	EA	Bracket - Hold Down w/Pin - Clear Plastic
	091904-01-000	FT	Track - Curtain - Beige
	069335-01-000	FT	Track - Curtain - Brown
	078551-03-000	EA	Track - Metal - Privacy Curtain
	087253-01-000	EA	Pull - Shade - Clear Plastic
	084432-06-000	EA	Slot - Roller Shade - Plastic
	084434-01-000	EA	Bracket - Roller Shade - 1 3/8"
	083170-01-000	EA	Bracket - Installation - Blind - Right
	083170-02-000	EA	Bracket - Installation - Blind - Left
	097565-01-000	EA	Bracket - Mounting - Pleated Blind
	097472-01-AB6	EA	Trim Wood - Window Leg - 31.5"
	091313-01-000	EA	Grommet - Headrest
	046867-01-000	EA	Grommet - Brass - Shower Curtain - 7/16" ID x 1" OD
	094896-02-000	EA	Grommet - Cord - Pleated Blind
	094907-02-000	EA	Hardware - End Cap - EZ Lift - Top
	094907-03-000	EA	Hardware - End Cap - EZ Lift - Bottom
	097591-01-000	EA	Springs - Extension - EZ Lift
	097592-01-000	EA	Spool - Cord - Elevated Blind Holdup - Clear Plastic
	049897-03-000	EA	Curtain Rod - Flat - 66" - 120"
	076827-01-000	EA	Bracket - Leg - 2.9" x 18" - Triangle
	076827-02-000	EA	Bracket - Lug - 2.9" x 18" - Triangle
	081381-01-000	EA	Swivel - Snap Curtain Track Carrier
	059797-02-000	EA	Shell - Button - Plastic - #30
	069734-01-000	EA	Back - Button - Durasnap - #30

1990 ITASCA  
TABLE OF CONTENTS

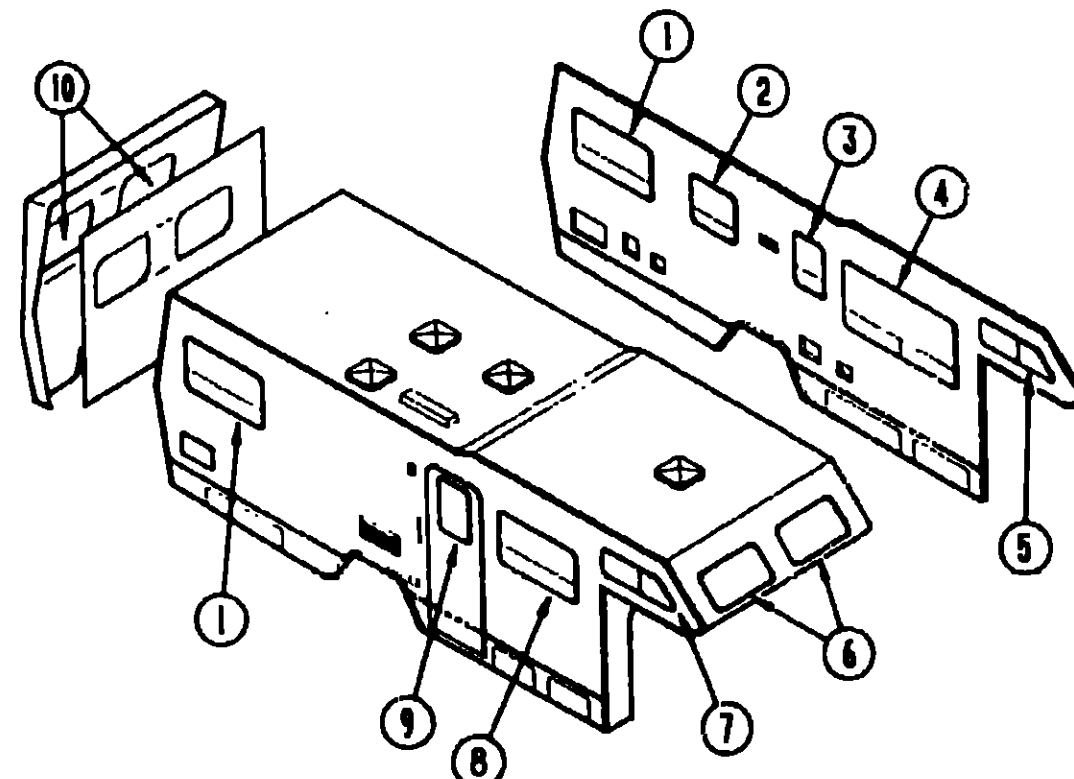
INTRODUCTION	A-01 - A-02
ABBREVIATIONS	A-03
ALPHABETICAL/GROUP REFERENCE	A-04 - A-06
IF424RC	A-07 - D-12
IF426RT	D-13 - G-16
IF427RT	G-17 - K-03

1990 IF427RT INDEX

Floor Plan	G-17 - G-18
Accessories Group	G-19 - G-22
Bath Group	G-23 - G-24
Bedroom Group	H-01 - H-02
Chassis Group	H-03 - H-07
Curtain, Cushion & Pad Group	H-08 - H-16
Dinette Group	H-17 - H-18
Driver's Compartment Group	H-19 - H-21
Electrical Group	H-22 - I-01
Exterior Body Group	I-02 - I-06
Galley Group	I-07 - I-12
Heating & Air Conditioning Group	I-13 - I-14
Interior Finish Group	I-15 - I-17
Labels Group	I-18 - J-01
LP Group	J-02
Lounge Group	J-03 - J-04
Sealants & Fasteners Group	J-05 - J-07
Water & Sewage Group	J-08 - J-11
Window, Vent & Exterior Door Group	J-12 - K-03



## CURTAIN, CUSHION &amp; PAD GROUP (CONTINUED)



CURTAINS, BLINDS, VALANCES &amp; TIEBACKS

Key	Part Number	U/M	Description
1	093453-51-AD5	EA	Valance Asm. - Gathered - 45.5"
1	093453-47-AD6	EA	Valance Asm. - Gathered - 45.5"
1	093453-52-AD7	EA	Valance Asm. - Gathered - 45.5"
1	089058-71-AD5	EA	Leg Asm. - w/Hole - Gathered - Right Side - 28"
1	089058-75-AD6	EA	Leg Asm. - w/Hole - Gathered - Right Side - 28"
1	089058-72-AD7	EA	Leg Asm. - w/Hole - Gathered - Right Side - 28"
1	089058-54-AE1	EA	Leg Asm. - w/Hole - Gathered - Left Side - 28" (AD5)
1	089058-18-AD6	EA	Leg Asm. - w/Hole - Gathered - Left Side - 28"
1	089058-60-AD7	EA	Leg Asm. - w/Hole - Gathered - Left Side - 28"
1	084755-62-AE1	EA	Shade - Pull - 40.25" Wide (AD5/AD6)
1	084755-62-AE3	EA	Shade - Pull - 40.25" Wide (AD7)
2	096916-15-AE1	EA	Valance Asm. - Stained - w/Fabric Insert - 22" (AD5, AD6)
2	096916-14-AE3	EA	Valance Asm. - Stained - w/Fabric Insert - 22" (AD7)
2	093475-36-05A	EA	Blind - Mini 18.5" x 27.5" (AD5/AD6)
2	093475-36-06A	EA	Blind - Mini 18.5" x 27.5" (AD7)
3	096916-04-AE1	EA	Valance Asm. - Gathered (AD5)
3	096916-04-AE2	EA	Valance Asm. - Gathered (AD6)
3	096916-07-AE3	EA	Valance Asm. - Gathered (AD7)
3	093475-46-04A	EA	Blind - Mini - 17.5" x 23.5" (AD5/AD6)
3	093475-46-05A	EA	Blind - Mini - 17.5" x 23.5" (AD7)
4	096916-16-AD5	EA	Valance Asm. - Stained - w/Fabric Insert - 58.5"
4	096916-16-AD6	EA	Valance Asm. - Stained - w/Fabric Insert - 58.5"
4	096916-17-AD7	EA	Valance Asm. - Stained - w/Fabric Insert - 58.5"
4	089058-39-AE1	EA	Leg Asm. - Stained - w/Fabric Insert - Right Side (AD5)
4	089058-39-AE2	EA	Leg Asm. - Stained - w/Fabric Insert - Right Side (AD6)
4	089058-27-AE3	EA	Leg Asm. - Stained - w/Fabric Insert - Right Side (AD7)
4	089058-40-AE1	EA	Leg Asm. - Stained - w/Fabric Insert - Left Side (AD5)
4	089058-40-AE2	EA	Leg Asm. - Stained - w/Fabric Insert - Left Side (AD6)
4	089058-28-AE3	EA	Leg Asm. - Stained - w/Fabric Insert - Left Side (AD7)
4	093475-40-03A	EA	Blind - Mini - 51" x 33" Drop (AD5/AD6)
4	093475-40-04A	EA	Blind - Mini - 51" x 33" Drop (AD7)
5	097878-10-AD5	EA	Valance Asm. - Angled w/Trim - 5.5" x 34" - Driver Side
5	097878-10-AD6	EA	Valance Asm. - Angled w/Trim - 5.5" x 34" - Driver Side
5	097878-10-AD7	EA	Valance Asm. - Angled w/Trim - 5.5" x 34" - Driver Side
5	073304-64-AD3	EA	Curtain Asm. - w/Snap Top - 18" x 25" (AD5)
5	073304-64-AA4	EA	Curtain Asm. - w/Snap Top - 18" x 25" (AD6)
5	073304-64-AD4	EA	Curtain Asm. - w/Snap Top - 18" x 25" (AD7)

## CURTAIN, CUSHION &amp; PAD GROUP (CONTINUED)

## CURTAINS, BLINDS, VALANCES &amp; TIEBACKS (CONT.)

Key	Part Number	U/M	Description
6	097878-01-AD5	EA	Valance Asm. - w/Trim - 7" x 85.5"
6	097878-01-AD6	EA	Valance Asm. - w/Trim - 7" x 85.5"
6	097878-01-AD7	EA	Valance Asm. - w/Trim - 7" x 85.5"
6	073304-63-AD3	EA	Curtain Asm. - w/Snap Top - 21" x 45" (AD5)
6	073304-63-AA4	EA	Curtain Asm. - w/Snap Top - 21" x 45" (AD6)
6	073304-63-AD4	EA	Curtain Asm. - w/Snap Top - 21" x 45" (AD7)
7	097878-09-AD5	EA	Valance Asm. - Angled w/Trim - 5.5" x 34" - Passenger Side
7	097878-09-AD6	EA	Valance Asm. - Angled w/Trim - 5.5" x 34" - Passenger Side
7	097878-09-AD7	EA	Valance Asm. - Angled w/Trim - 5.5" x 34" - Passenger Side
7	073304-64-AD3	EA	Curtain Asm. - w/Snap Top - 18" x 25" (AD5)
7	073304-64-AA4	EA	Curtain Asm. - w/Snap Top - 18" x 25" (AD6)
7	073304-64-AD4	EA	Curtain Asm. - w/Snap Top - 18" x 25" (AD7)
8	096916-09-AE2	EA	Valance Asm. - Stained - w/Fabric Insert - 46.5" (AD5)
8	096916-09-AE1	EA	Valance Asm. - Stained - w/Fabric Insert - 46.5" (AD6)
8	096916-10-AE3	EA	Valance Asm. - Stained - w/Fabric Insert - 46.5" (AD7)
8	089058-84-AD5	EA	Leg Asm. - Stained - w/Fabric Insert - Right Side
8	089058-84-AD6	EA	Leg Asm. - Stained - w/Fabric Insert - Right Side
8	089058-86-AD7	EA	Leg Asm. - Stained - w/Fabric Insert - Right Side
8	089058-85-AD5	EA	Leg Asm. - Stained - w/Fabric Insert - Left Side
8	089058-85-AD6	EA	Leg Asm. - Stained - w/Fabric Insert - Left Side
8	089058-87-AD7	EA	Leg Asm. - Stained - w/Fabric Insert - Left Side
8	093475-41-03A	EA	Blind - Mini - 39" x 26" Drop (AD5/AD6)
8	093475-41-04A	EA	Blind - Mini - 39" x 26" Drop (AD7)
9	073304-42-AD5	EA	Curtain Asm. - 34" x 37" - Snap Top
9	073304-42-AD7	EA	Curtain Asm. - 34" x 37" - Snap Top
9	073304-42-AD7	EA	Curtain Asm. - 34" x 37" - Snap Top
10	093453-61-AD5	EA	Valance Asm. - Gathered - 29.5"
10	093453-60-AD6	EA	Valance Asm. - Gathered - 29.5"
10	093453-62-AD7	EA	Valance Asm. - Gathered - 29.5"
10	089058-53-AE1	EA	Leg Asm. - Gathered - Right Side - 28" (AD5)
10	089058-17-AD6	EA	Leg Asm. - Gathered - Right Side - 28"
10	089058-59-AE3	EA	Leg Asm. - Gathered - Right Side - 28" (AD7)
10	089058-54-AE1	EA	Leg Asm. - Gathered - Left Side - 28" (AD5)
10	089058-18-AD6	EA	Leg Asm. - Gathered - Left Side - 28" (AD6)
10	089058-60-AD7	EA	Leg Asm. - Gathered - Left Side - 28" (AD7)
10	084755-26-AD2	EA	Shade - Pull - 24.25" (AD5)
10	084755-26-AD1	EA	Shade - Pull - 24.25" (AD6)
10	084755-26-A93	EA	Shade - Pull - 24.25" (AD7)
10	093453-43-AD5	EA	Valance Asm. - Gathered - 72"
10	093453-45-AD6	EA	Valance Asm. - Gathered - 72"
10	093453-63-AD7	EA	Valance Asm. - Gathered - 72"
10	084755-48-AD5	EA	Shade - Pull - 67.25"
10	084755-48-AD6	EA	Shade - Pull - 67.25"
10	084755-48-AD7	EA	Shade - Pull - 67.25"
	073304-26-AD3	EA	Curtain Asm. - 54" x 40" (AD5)
	073304-26-AA4	EA	Curtain Asm. - 54" x 40" (AD6)
	073304-26-AD4	EA	Curtain Asm. - 54" x 40" (AD7)
	093452-01-AD3	EA	Curtain Asm. - w/Snap Top - 48" x 50" (Passenger) (AD5))
	093452-01-AA4	EA	Curtain Asm. - w/Snap Top - 48" x 50" (Passenger) (AD6)
	093452-01-AD4	EA	Curtain Asm. - w/Snap Top - 48" x 50" (Passenger) (AD7)
	093452-02-AD3	EA	Curtain Asm. - w/Snap Top - 48" x 50" (Driver) (AD5)
	093452-02-AA4	EA	Curtain Asm. - w/Snap Top - 48" x 50" (Driver) (AD6)
	093452-02-AD4	EA	Curtain Asm. - w/Snap Top - 48" x 50" (Driver) (AD7)
	073295-04-AD5	EA	Curtain Asm. - w/Snap Top - Front Wraparound - 23" x 64" - Driver
	073295-04-AD6	EA	Curtain Asm. - w/Snap Top - Front Wraparound - 23" x 64" - Driver
	073295-04-AD7	EA	Curtain Asm. - w/Snap Top - Front Wraparound - 23" x 64" - Driver
	073295-06-AD5	EA	Curtain Asm. - w/Snap Top - Front Wraparound - 23" x 64" - Passenger
	073295-06-AD6	EA	Curtain Asm. - w/Snap Top - Front Wraparound - 23" x 64" - Passenger
	073295-06-AD7	EA	Curtain Asm. - w/Snap Top - Front Wraparound - 23" x 64" - Passenger

These parts were used with the Double Bed (Option L46L)

1990 ITASCA  
TABLE OF CONTENTS

INTRODUCTION	A-01 - A-02
ABBREVIATIONS	A-03
ALPHABETICAL/GROUP REFERENCE	A-04 - A-06
IF424RC	A-07 - D-12
IF426RT	D-13 - G-16
IF427RT	G-17 - K-03

## 1990 IF427RT INDEX

Floor Plan	G-17 - G-18
Accessories Group	G-19 - G-22
Bath Group	G-23 - G-24
Bedroom Group	H-01 - H-02
Chassis Group	H-03 - H-07
Curtain, Cushion & Pad Group	H-08 - H-16
Dinette Group	H-17 - H-18
Driver's Compartment Group	H-19 - H-21
Electrical Group	H-22 - I-01
Exterior Body Group	I-02 - I-06
Galley Group	I-07 - I-12
Heating & Air Conditioning Group	I-13 - I-14
Interior Finish Group	I-15 - I-17
Labels Group	I-18 - J-01
LP Group	J-02
Lounge Group	J-03 - J-04
Sealants & Fasteners Group	J-05 - J-07
Water & Sewage Group	J-08 - J-11
Window, Vent & Exterior Door Group	J-12 - K-03

CURTAIN, CUSHION & PAD GROUP (CONTINUED)

CURTAINS, BLINDS, VALANCES & TIEBACKS (CONT.)

Key	Part Number	U/M	Description
	073295-07-AD3	EA	Tieback Asm. - 2" x 16" (Front Bunk Window) (AD5)
	073260-07-AA7	EA	Tieback Asm. - 2" x 16" (Front Bunk Window) (AD6)
	073260-07-AD4	EA	Tieback Asm. - 2" x 16" (Front Bunk Window) (AD7)
	073260-41-AD3	EA	Tieback Asm. - 2" x 16" (Side Bunk Window) (AD5)
	073260-41-AA4	EA	Tieback Asm. - 2" x 16" (Side Bunk Window) (AD6)
	073260-41-AD4	EA	Tieback Asm. - 2" x 16" (Side Bunk Window) (AD7)
	073260-23-AD3	EA	Tieback Asm. - 3" x 18" (Front Wraparound) (AD5)
	073260-23-AA4	EA	Tieback Asm. - 3" x 18" (Front Wraparound) (AD6)
	073260-23-AD4	EA	Tieback Asm. - 3" x 18" (Front Wraparound) (AD7)
	076394-01-000	FT	Trim - Half Round - 7/16" - Vinyl - Gold

TRIMS & PADS

Key	Part Number	U/M	Description
	070578-06-T03	EA	Button Asm. - #30 - Vinyl - Beige
	070578-06-B05	EA	Button Asm. - #30 - Vinyl - Off White
	070578-01-AC2	EA	Button Asm. - Screw Type - #30 (AD5, AD7)
	070578-01-AE5	EA	Button Asm. - Screw Type - #30 (AD6)
	069885-16-AD5	EA	Motor Cover w/Pocket (AD5, AD7)
	069885-16-AD6	EA	Motor Cover w/Pocket (AD6)
	098432-01-AE8	EA	Pad Asm. - Seat Edge - Dinette - Rear (AD5, AD7)
	098432-01-AD6	EA	Pad Asm. - Seat Edge - Dinette - Rear
	098432-02-AE8	EA	Pad Asm. - Seat Edge - Dinette - Front (AD5, AD7)
	098432-02-AD6	EA	Pad Asm. - Seat Edge - Dinette - Front
	098433-01-AE8	EA	Pad Asm. - Seat Base Edge - Dinette (AD5, AD7) (2 required)
	093433-01-AD6	EA	Pad Asm. - Seat Base Edge - Dinette (2 required)
	098454-01-AE8	EA	Pad Asm. - Back Rest - Dinette (AD5, AD7) (2 required)
	098454-01-AD6	EA	Pad Asm. - Back Rest - Dinette (2 required)
	079349-01-AA1	YD	Welting Asm. - Accent - Fabric (Continental Bed) (AD5, AD7)
	079349-01-AD1	YD	Welting Asm. - Accent - Fabric (Continental Bed) (AD6)



Key	Part Number	U/M	Description
1	029130-01-000	EA	Socket - Snap Fastener
2	029155-01-000	EA	Cap - Snap - 156" Dia x 17" Barrel
3	029156-01-000	EA	Socket - Snap Fastener
4	029092-01-000	EA	Stud - Nickel Finish
5	029093-01-000	EA	Eyelet - Nickel Finish

CURTAIN, CUSHION & PAD GROUP (CONTINUED)

FABRIC & FLOOR COVERING

Key	Part Number	U/M	Description
	096008-28-000	YD	Fabric - Upholstery - Plain Velour (r. 5)
	096008-30-000	YD	Fabric - Upholstery - Plain Velour (AI 5)
	096008-37-000	YD	Fabric - Upholstery - Dotted Velour (AD5)
	096008-23-000	YD	Fabric - Upholstery - Dotted Velour (AD6)
	096008-35-000	YD	Fabric - Upholstery - Woven Velour (AD7)
	096008-18-000	YD	Fabric - Upholstery - Patterned Velour (AD5)
	096008-19-000	YD	Fabric - Upholstery - Patterned Velour (AD6)
	096008-20-000	YD	Fabric - Upholstery - Patterned Waave (AD7)
	088273-41-000	YD	Fabric - Bedspread/Curtain - Patterned (AD5, AD6)
	088273-40-000	YD	Fabric - Bedspread/Curtain - Patterned (AD7)
	072333-70-000	YD	Fabric - Curtain - Plain (AD5)
	072333-71-000	YD	Fabric - Curtain - Plain (AD6)
	072333-72-000	YD	Fabric - Curtain - Plain (AD7)
	081926-01-000	YD	Backing - Quilting - White
	087272-01-000	YD	Lining - Drapery - 48" Ivory
	079680-01-000	YD	Vinyl - Expanded - Buckskin (End Caps)
	079680-09-000	YD	Vinyl - Off White
	047034-02-000	SF	Plastic - Carpet Runner - 4' Wide - Clear Foly
	096060-11-000	SY	Carpet - Amethyst (AD5)
	096060-03-000	SY	Carpet - Eclipse Grey (AD6)
	096060-12-000	SY	Carpet - Tumbleweed (AD7)

ROYALE BUCKET SEAT

Key	Part Number	U/M	Description
	093456-07-AD5	EA	Seat Asm. - Bucket - Driver
	093456-07-AD6	EA	Seat Asm. - Bucket - Driver
	093456-07-AD7	EA	Seat Asm. - Bucket - Driver
	093456-10-AD5	EA	Seat Asm. - Bucket - Driver
	093456-10-AD6	EA	Seat Asm. - Bucket - Driver
	093456-10-AD7	EA	Seat Asm. - Bucket - Driver
	093456-08-AD5	EA	Seat Asm. - Bucket - Passenger
	093456-08-AD6	EA	Seat Asm. - Bucket - Passenger
	093456-08-AD7	EA	Seat Asm. - Bucket - Passenger
	093456-11-AD5	EA	Seat Asm. - Bucket - Passenger
	093456-11-AD6	EA	Seat Asm. - Bucket - Passenger
	093456-11-AD7	EA	Seat Asm. - Bucket - Passenger
	M03445-18-AE6	EA	Cover Asm. - Bucket Seat - Bottom (AD5)
	M03445-18-AE7	EA	Cover Asm. - Bucket Seat - Bottom (AD6)
	M03445-18-AD7	EA	Cover Asm. - Bucket Seat - Bottom (AD7)
	M03445-28-AE6	EA	Cover Asm. - Bucket Seat - Bottom (AD5)
	M03445-28-AE7	EA	Cover Asm. - Bucket Seat - Bottom (AD6)
	M03445-28-AE8	EA	Cover Asm. - Bucket Seat - Bottom (AD7)
	M03445-19-AE6	EA	Cover Asm. - Bucket Seat - Back (AD5)
	M03445-19-AE7	EA	Cover Asm. - Bucket Seat - Back (AD6)
	M03445-19-AD7	EA	Cover Asm. - Bucket Seat - Back (AD7)
	M03445-29-AE6	EA	Cover Asm. - Bucket Seat - Back (AD5)
	M03445-29-AE7	EA	Cover Asm. - Bucket Seat - Back (AD6)
	M03445-29-AE8	EA	Cover Asm. - Bucket Seat - Back (AD7)
	080243-33-AA1	EA	Armrest Asm. - Left (AD5, AD7)
	080243-33-AD1	EA	Armrest Asm. - Left (AD6)
	M80243-33-AA1	EA	Cover Asm. - Left Armrest (AD5, AD7)
	M80243-33-AD1	EA	Cover Asm. - Left Armrest (AD6)
	080243-32-AA1	EA	Armrest Asm. - Right (AD5, AD7)
	080243-32-AD1	EA	Armrest Asm. - Right (AD6)
	M80243-32-AA1	EA	Cover Asm. - Right Armrest (AD5, AD7)
	M80243-32-AD1	EA	Cover Asm. - Right Armrest (AD6)
	096008-28-000	YD	Fabric - Bucket Seat (AD5, AD7) - Plain Blue Velour
	096008-37-000	YD	Fabric - Bucket Seat (AD5) - Dotted Blue Velour
	096008-23-000	YD	Fabric - Bucket Seat (AD6) - Dotted Mauve Velour
	096008-30-000	YD	Fabric - Bucket Seat (AD6) - Plain Rose Velour
	096008-35-000	EA	Fabric - Bucket Seat (AD7) - Woven Blue Velour

Note: These parts were used from 4-91-90 on.

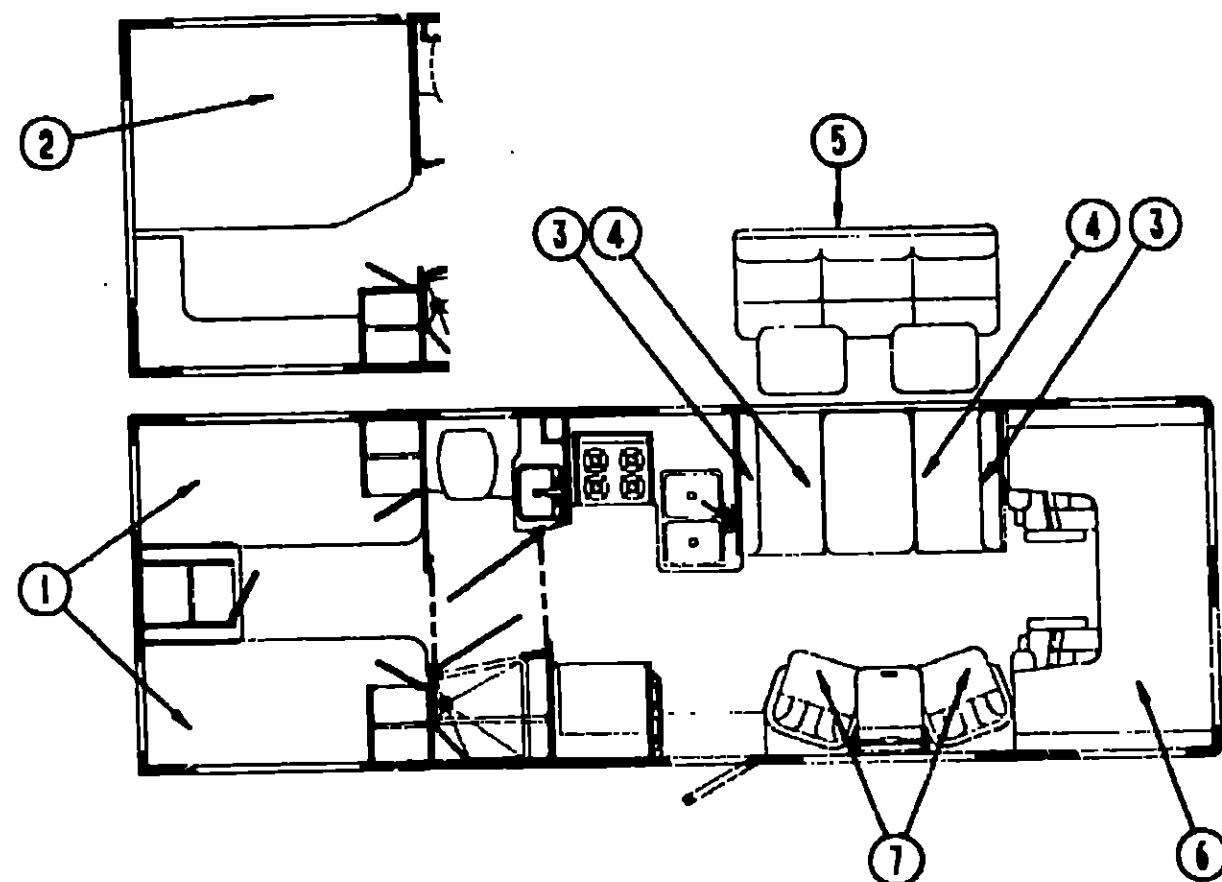
1990 ITASCA  
TABLE OF CONTENTS

INTRODUCTION	A-01 - A-02
ABBREVIATIONS	A-03
ALPHABETICAL/GROUP REFERENCE	A-04 - A-06
IF424RC	A-07 - D-12
IF426RT	D-13 - G-16
IF427RT	G-17 - K-03

1990 IF427RT INDEX

Floor Plan	G-17 - G-18
Accessories Group	G-19 - G-22
Bath Group	G-23 - G-24
Bedroom Group	H-01 - H-02
Chassis Group	H-03 - H-07
Curtain, Cushion & Pad Group	H-08 - H-16
Dinette Group	H-17 - H-18
Driver's Compartment Group	H-19 - H-21
Electrical Group	H-22 - I-01
Exterior Body Group	I-02 - I-06
Galley Group	I-07 - I-12
Heating & Air Conditioning Group	I-13 - I-14
Interior Finish Group	I-15 - I-17
Labels Group	I-18 - J-01
LP Group	J-02
Lounge Group	J-03 - J-04
Sealants & Fasteners Group	J-05 - J-07
Water & Sewage Group	J-08 - J-11
Window, Vent & Exterior Door Group	J-12 - K-03

## CURTAIN, CUSHION &amp; PAD GROUP (CONTINUED)



## TWIN BED &amp; MATTRESS

Key	Part Number	U/M	Description
1	098176-01-000	EA	Mattress - Innerspring - 32" x 74"
	092371-08-AE6	EA	Bedsread - Twin Bed - Passenger (AD5, AD6)
	092371-08-AE8	EA	Bedsread - Twin Bed - Passenger (AD7)
	092371-09-AE6	EA	Bedsread - Twin Bed - Driver (AD5, AD6)
	092371-09-AE8	EA	Bedsread - Twin Bed - Driver (AD7)
	081997-05-AE6	EA	Pillow Sham (AD5, AD6)
	081997-05-AE8	EA	Pillow Sham (AD7)
	088273-41-000	YD	Fabric - Bedsread (AD5, AD6)
	088273-40-000	YD	Fabric - Bedsread (AD7)

## DOUBLE BED &amp; MATTRESS (OPTION L46)

Key	Part Number	U/M	Description
2	098176-06-000	EA	Mattress - Innerspring - 53" x 74"
	092371-16-AD5	EA	Bedsread - Double Bed (AD5, AD6)
	092371-16-AD7	EA	Bedsread - Double Bed
	081997-05-AB6	EA	Pillow Sham (AD5, AD6)
	081997-05-AE8	EA	Pillow Sham (AD7)
	088273-41-000	YD	Fabric - Bedsread (AD5, AD6)
	088273-40-000	YD	Fabric - Bedsread (AD7)

## CURTAIN, CUSHION &amp; PAD GROUP (CONTINUED)

## DINETTE CUSHION

Key	Part Number	U/M	Description
3	088927-50-AE6	EA	Cushion Asm. - Dinette Back - 13.5" x 38" x 5" (AD5)
3	088927-50-AE7	EA	Cushion Asm. - Dinette Back - 13.5" x 38" x 5" (AD6)
3	088927-49-AE8	EA	Cushion Asm. - Dinette Back - 13.5" x 38" x 5" (AD7)
	M88927-50-AE6	EA	Cover Asm. - Dinette Back Cushion (AD5)
	M88927-50-AE7	EA	Cover Asm. - Dinette Back Cushion (AD6)
	M88927-49-AE8	EA	Cover Asm. - Dinette Back Cushion (AD7)
4	088927-51-AE6	EA	Cushion Asm. - Dinette Seat - 22" x 38" x 5" (AD5)
4	088927-51-AE7	EA	Cushion Asm. - Dinette Seat - 22" x 38" x 5" (AD6)
4	088927-40-AE8	EA	Cushion Asm. - Dinette Seat - 22" x 38" x 5" (AD7)
	M88927-51-AE6	EA	Cover Asm. - Dinette Seat Cushion (AD5)
	M88927-51-AE7	EA	Cover Asm. - Dinette Seat Cushion (AD6)
	M88927-40-AE8	EA	Cover Asm. - Dinette Seat Cushion (AD7)
	096008-37-000	YD	Fabric - Dinette Cushions (AD5)
	096008-23-000	YD	Fabric - Dinette Cushions (AD6)
	096008-20-000	YD	Fabric - Dinette Cushions (AD7)
	079680-09-000	YD	Vinyl - Off White

## PRESTO BED (OPTION L041)

Key	Part Number	U/M	Description
5	091826-06-AD5	EA	Bed Asm. - Presto - Complete
5	091826-06-AD6	EA	Bed Asm. - Presto - Complete
5	091826-06-AD7	EA	Bed Asm. - Presto - Complete
	M91826-06-AD5	EA	Cover Asm. - Presto Bed
	M91826-06-AD6	EA	Cover Asm. - Presto Bed
	M91826-06-AD7	EA	Cover Asm. - Presto Bed
	057470-02-000	EA	Frame Asm. - Back
	081923-02-000	EA	Frame Asm. - Seat
	081922-01-000	EA	Frame Asm. - Mechanism - Right
	081922-02-000	EA	Frame Asm. - Mechanism - Left
	081922-04-000	EA	Hardware Kit
	081922-05-000	EA	Bar - Spacer - Couch
	082525-01-000	EA	Brace - Couch Floor
	083125-05-000	EA	Brace - Angle - Couch - 2.5" - Beige
	096008-18-000	YD	Fabric - Presto Bed (AD5)
	096008-19-000	YD	Fabric - Presto Bed (AD6)
	096008-20-000	YD	Fabric - Presto Bed (AD7)

## FRONT BUNK

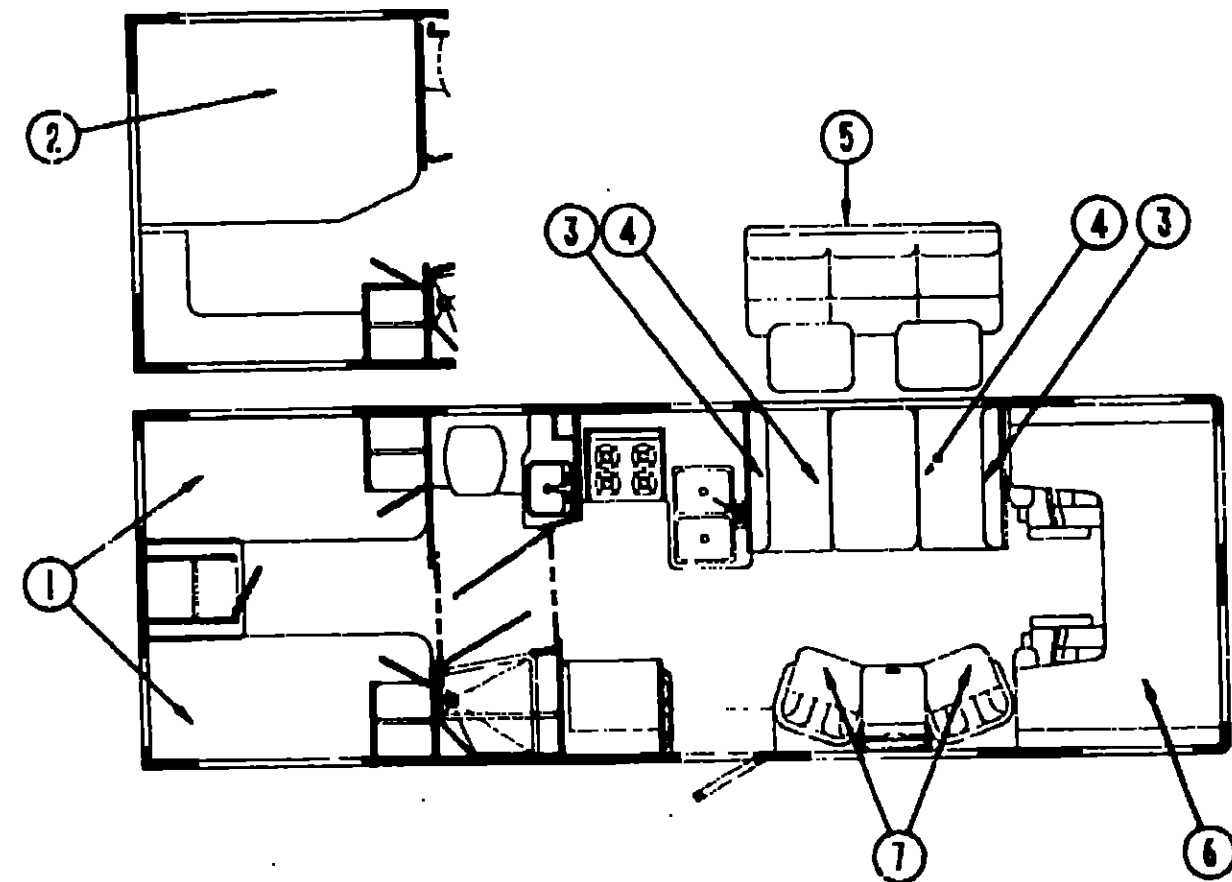
Key	Part Number	U/M	Description
6	073310-06-AD5	EA	Cushion Asm. - Front Bunk - 22" x 31" x 76" x 4"
6	073310-06-AD6	EA	Cushion Asm. - Front Bunk - 22" x 31" x 76" x 4"
6	073310-07-AD7	EA	Cushion Asm. - Front Bunk - 22" x 31" x 76" x 4"
	M73310-06-AD5	EA	Cover Asm. - Front Bunk Cushion
	M73310-06-AD6	EA	Cover Asm. - Front Bunk Cushion
	M73310-07-AD7	EA	Cover Asm. - Front Bunk Cushion
	096008-37-000	YD	Fabric - Front Bunk Cushion (AD5)
	096008-19-000	YD	Fabric - Front Bunk Cushion - Pattern Velour(AD6)
	096008-23-000	YD	Fabric - Front Bunk Cushion - Dotted Velour(AD6)
	096008-20-000	YD	Fabric - Front Bunk Cushion (AD7)

1990 ITASCA  
TABLE OF CONTENTS

INTRODUCTION	A-01 - A-02
ABBREVIATIONS	A-03
ALPHABETICAL/GROUP REFERENCE	A-04 - A-06
IF424RC	A-07 - D-12
IF426RT	D-13 - G-16
IF427RT	G-17 - K-03

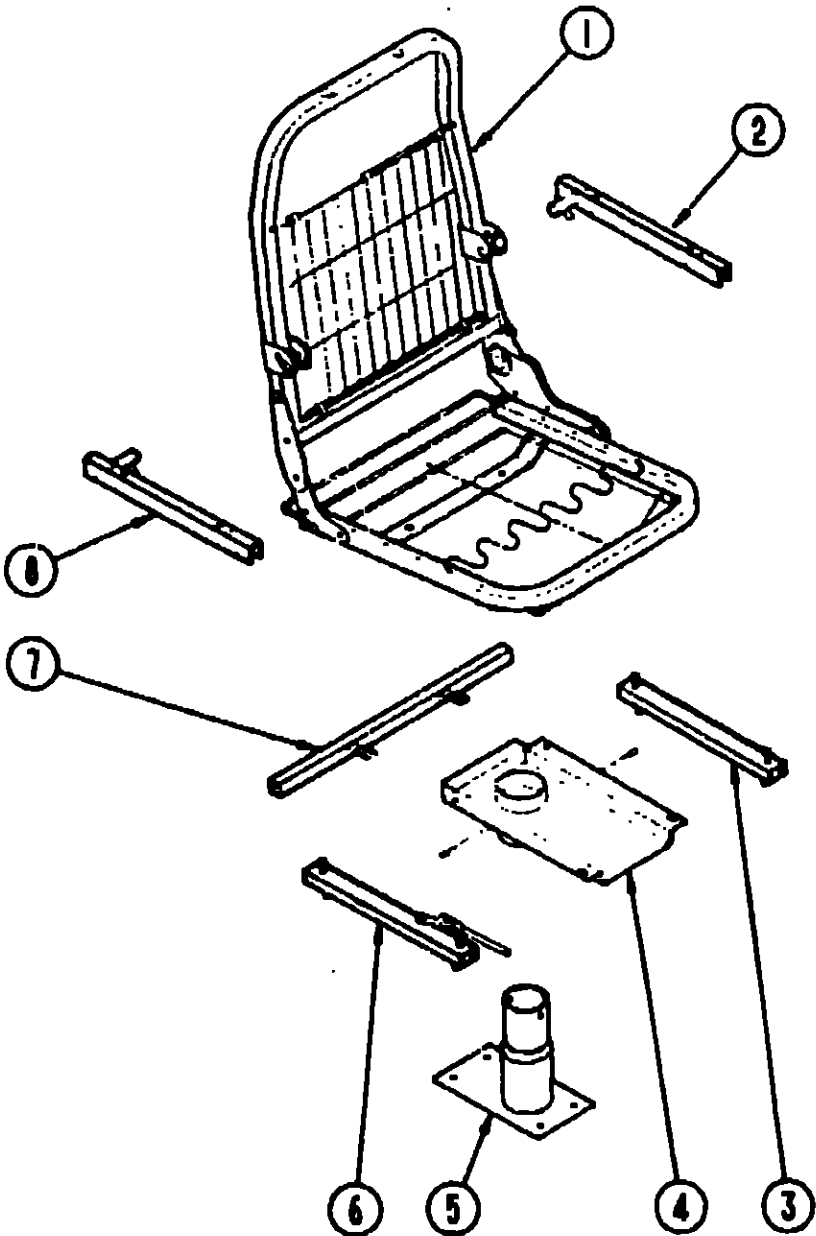
## 1990 IF427RT INDEX

Floor Plan	G-17 - G-18
Accessories Group	G-19 - G-22
Bath Group	G-23 - G-24
Bedroom Group	H-01 - H-02
Chassis Group	H-03 - H-07
Curtain, Cushion & Pad Group	H-08 - H-16
Dinette Group	H-17 - H-18
Driver's Compartment Group	H-19 - H-21
Electrical Group	H-22 - I-01
Exterior Body Group	I-02 - I-06
Galley Group	I-07 - I-12
Heating & Air Conditioning Group	I-13 - I-14
Interior Finish Group	I-15 - I-17
Labels Group	I-18 - J-01
LP Group	J-02
Lounge Group	J-03 - J-04
Sealants & Fasteners Group	J-05 - J-07
Water & Sewage Group	J-08 - J-11
Window, Vent & Exterior Door Group	J-12 - K-03



SWIVEL CHAIR

Key	Part Number	U/M	Description
7	085059-02-AE5	EA	Chair Asm. - Celebrity (AD5)
7	085059-02-AE7	EA	Chair Asm. - Celebrity (AD6)
7	085059-02-AE8	EA	Chair Asm. - Celebrity (AD7)
	085187-02-AE6	EA	Skirt Asm. (AD5)
	085187-02-AE7	EA	Skirt Asm. (AD6)
	085187-02-AE8	EA	Skirt Asm. (AD7)
	088245-03-000	EA	Plate - Non-Tilt - Swivel w/ Lock
	088245-01-000	EA	Base w/Legs - Chair
	088245-06-000	EA	Extension - 7"
	090354-01-000	EA	Frame - Swivel Chair - Steel
	096008-18-000	YD	Fabric - Swivel Chair (AD5)
	096008-19-000	YD	Fabric - Swivel Chair (AD6)
	096008-20-000	YD	Fabric - Swivel Chair (AD7)



BUCKET SEAT HARDWARE

Key	Part Number	U/M	Description
1	M80906-01-000	EA	Frame Asm. - Bucket Seat
2	081286-02-000	EA	Frame - Armrest - Left
3	069246-02-000	EA	Adjuster Asm. - Seat w/o lock
4	069585-27-000	EA	Top Plate - Non-Powered Seat
5	069585-02-000	EA	Sub Plate - Base - Bucket Seat - 12" x 13"
6	069246-01-000	EA	Adjuster Asm. - Seat w/Lock
7	069585-29-000	EA	Seat Belt Bar - 20"
8	081268-01-000	EA	Frame - Armrest - Right
	080730-02-000	EA	Recliner - Seat Back - Left Hand
	080730-03-700	EA	Handle Kit - Recliner
	080730-04-000	EA	Screw - Recliner Handle
	080730-05-000	EA	Shield - Recliner
	089368-04-000	EA	Frame - Cable - Remote - Swivel
	097683-01-000	EA	Bracket Mount - Swivel Remote
	081361-01-000	EA	Rod - Armrest - Metal

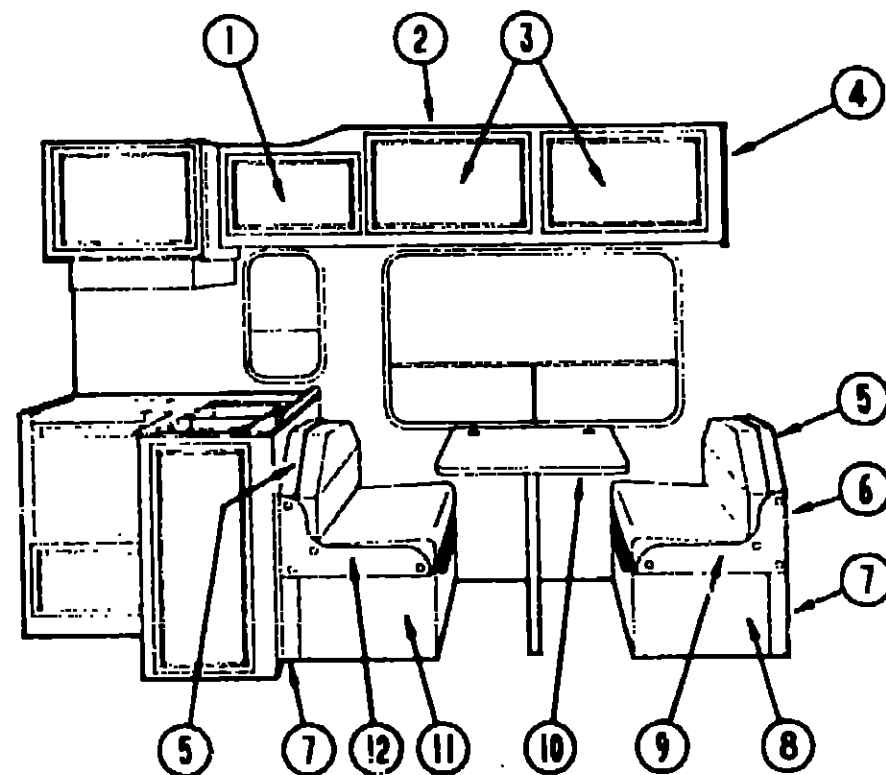
1990 ITASCA  
TABLE OF CONTENTS

INTRODUCTION	A-01 - A-02
ABBREVIATIONS	A-03
ALPHABETICAL/GROUP REFERENCE	A-04 - A-06
IF424RC	A-07 - D-12
IF426RT	D-13 - G-16
IF427RT	G-17 - K-03

1990 IF427RT INDEX

Floor Plan	G-17 - G-18
Accessories Group	G-19 - G-22
Bath Group	G-23 - G-24
Bedroom Group	H-01 - H-02
Chassis Group	H-03 - H-07
Curtain, Cushion & Pad Group	H-08 - H-16
Dinette Group	H-17 - H-18
Driver's Compartment Group	H-19 - H-21
Electrical Group	H-22 - I-01
Exterior Body Group	I-02 - I-06
Galley Group	I-07 - I-12
Heating & Air Conditioning Group	I-13 - I-14
Interior Finish Group	I-15 - I-17
Labels Group	I-18 - J-01
LP Group	J-02
Lounge Group	J-03 - J-04
Sealants & Fasteners Group	J-05 - J-07
Water & Sewage Group	J-08 - J-11
Window, Vent & Exterior Door Group	J-12 - K-03

## DINETTE GROUP



### DINETTE CABINETRY & HARDWARE

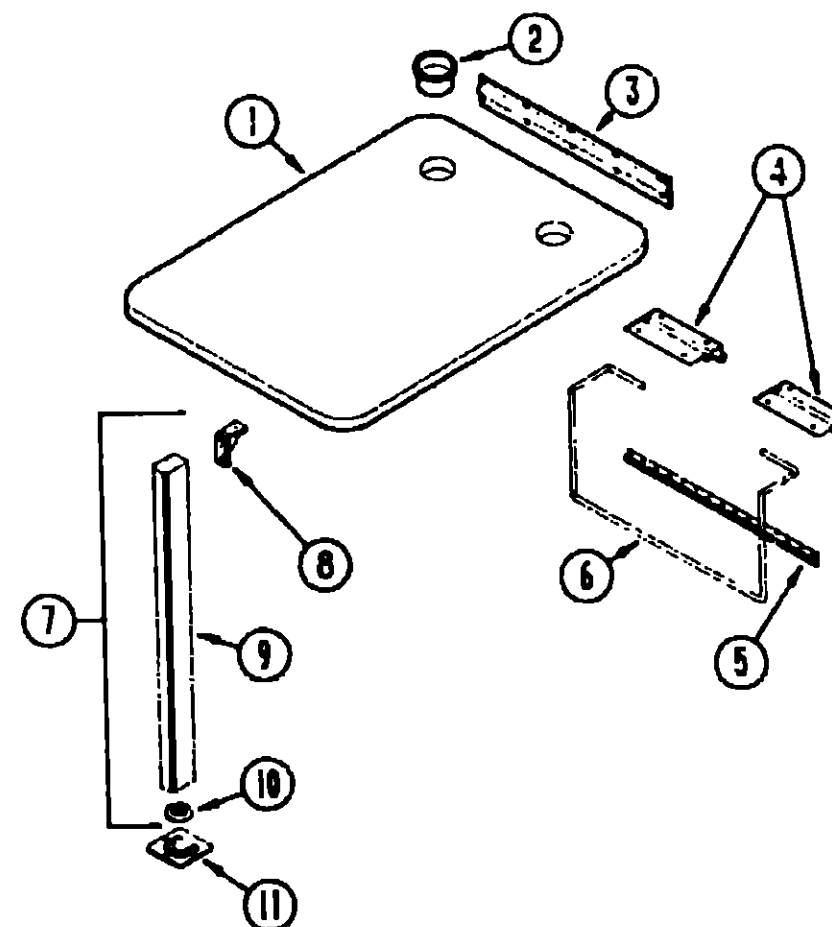
Key	Part Number	U/M	Description
1	M88304-A2-X06	EA	Door Asm. - Dinette Overhead - 11" x 21.8" - w/o Hardware
2	M99875-01-AD5	EA	Cabinet Asm. - Dinette Overhead - w/o Doors or Hardware
3	M88304-84-X08	EA	Door Asm. - Dinette Overhead - 14.3" x 26.7" - w/o Hardware
4	081280-21-W24	EA	End Cap Asm.
5	098454-01-AE8	EA	Pad Asm. - Backrest Top (AD5, AD7)
5	098454-01-AD6	EA	Pad Asm. - Backrest Top
6	M04130-01-AA5	EA	Cabinet Asm. - Seat Back - w/o Hardware
7	098433-01-AE8	EA	Pad Asm. - Seatbase Edge (AD5, AD7)
7	098433-01-AD6	EA	Pad Asm. - Seatbase Edge
8	M04131-01-AA5	EA	Cabinet Asm. - Seat Base - w/o Hardware
9	098432-02-AE8	EA	Pad Asm. - Seat Edge (AD5, AD7)
9	098432-02-AD6	EA	Pad Asm. - Seat Edge
10	M02946-58-AA3	EA	Table - Dinette - w/o Hardware (AD5/AD6)
10	M02946-58-AA4	EA	Table - Dinette - w/o Hardware (AD7)
11	M04131-02-AA5	EA	Cabinet Asm. - Seat Base - w/o Hardware
12	098432-01-AE8	EA	Pad Asm. - Seat Edge (AD5, AD7)
12	098432-01-AD6	EA	Pad Asm. - Seat Edge
12	098432-03-AD5	EA	Pad Asm. - Seat Edge (AD5, AD7)
12	098432-03-AD6	EA	Pad Asm. - Seat Edge
1	088927-50-AE6	EA	Cushion Asm. - Dinette Back - 13.5" x 38" x 5" (AD5)
1	088927-50-AE7	EA	Cushion Asm. - Dinette Back - 13.5" x 38" x 5" (AD6)
1	088927-49-AE8	EA	Cushion Asm. - Dinette Back - 13.5" x 38" x 5" (AD7)
1	088927-51-AE6	EA	Cushion Asm. - Dinette Seat - 22" x 38" x 5" (AD5)
1	088927-51-AE7	EA	Cushion Asm. - Dinette Seat - 22" x 38" x 5" (AD6)
1	088927-40-AE8	EA	Cushion Asm. - Dinette Seat - 22" x 38" x 5" (AD7)
	007021-01-000	EA	Seat Belt - 2" x 90" - Black

\*See the next page for the breakdown of this item.

\*\*These parts were used from 3/9/90 on

†See Curtain, Cushion & Pad breakdown for this item

## DINETTE GROUP (CONTINUED)



### DINETTE TABLE & HARDWARE

Key	Part Number	U/M	Description
1	M02946-58-AA3	EA	Table Asm. - Dinette - w/o Hardware (AD5, AD6)
1	M02946-58-AA4	EA	Table Asm. - Dinette - w/o Hardware (AD7)
2	064781-05-000	EA	Cup Holder - 3.47" OD x 2.75" ID x 1.5" - Beige
3	053200-09-000	EA	Bracket - Upper Wall Mount - 23.5" - Beige
4	088410-01-000	EA	Bracket - Table Mount - Beige
5	024281-11-000	EA	Bracket - Lower Wall Mount - Table Lift - 22.12" - Tan
6	024275-11-000	EA	Rod - Table Lift - 8" x 23.5" - Beige
7	092708-01-Y15	EA	Leg - Table w/Catch & Bracket - 27" - Wood - Regal Oak
8	093550-01-000	EA	Bracket Hinge - Mounts To Leg & Table Top - 1.7" x 2.6"
9	092707-01-01A	EA	Molding - Wooden Table Leg - 27" - Regal Oak
10	092593-01-04A	EA	Catch - Leg Mounted - Round - 1.4" Dia. - Beige
11	049493-10-000	EA	Catch - Table Leg - Mounts on Floor - Tan

### PRESTO BED

Key	Part Number	U/M	Description
	091826-06-AD5	EA	Bed Asm. - Sofa Seat w/o Cushions
	091826-06-AD6	EA	Bed Asm. - Sofa Seat w/o Cushions
	091826-06-AD7	EA	Bed Asm. - Sofa Seat w/o Cushions
	099956-01-AA5	EA	Cabinet Asm. - Couch
	M88304-02-X23	EA	Door Asm. - 11" x 21.8" - w/o Hardware
	082525-01-000	EA	Brace - Couch - Floor
	083125-05-000	EA	Brace - Couch - 2.5" - Beige
	081298-02-X11	EA	Table Asm. - Pedestal
	041194-01-000	EA	Base - Flush Mount - Table - Floor
	009040-04-000	EA	Leg - Table - Pedestal - 27.5" x 2.25" OD - Tan
	007021-01-000	EA	Seat Belt - 2" x 90" - Black

\* See Curtain, Cushion & Pad Group for breakdown of this item

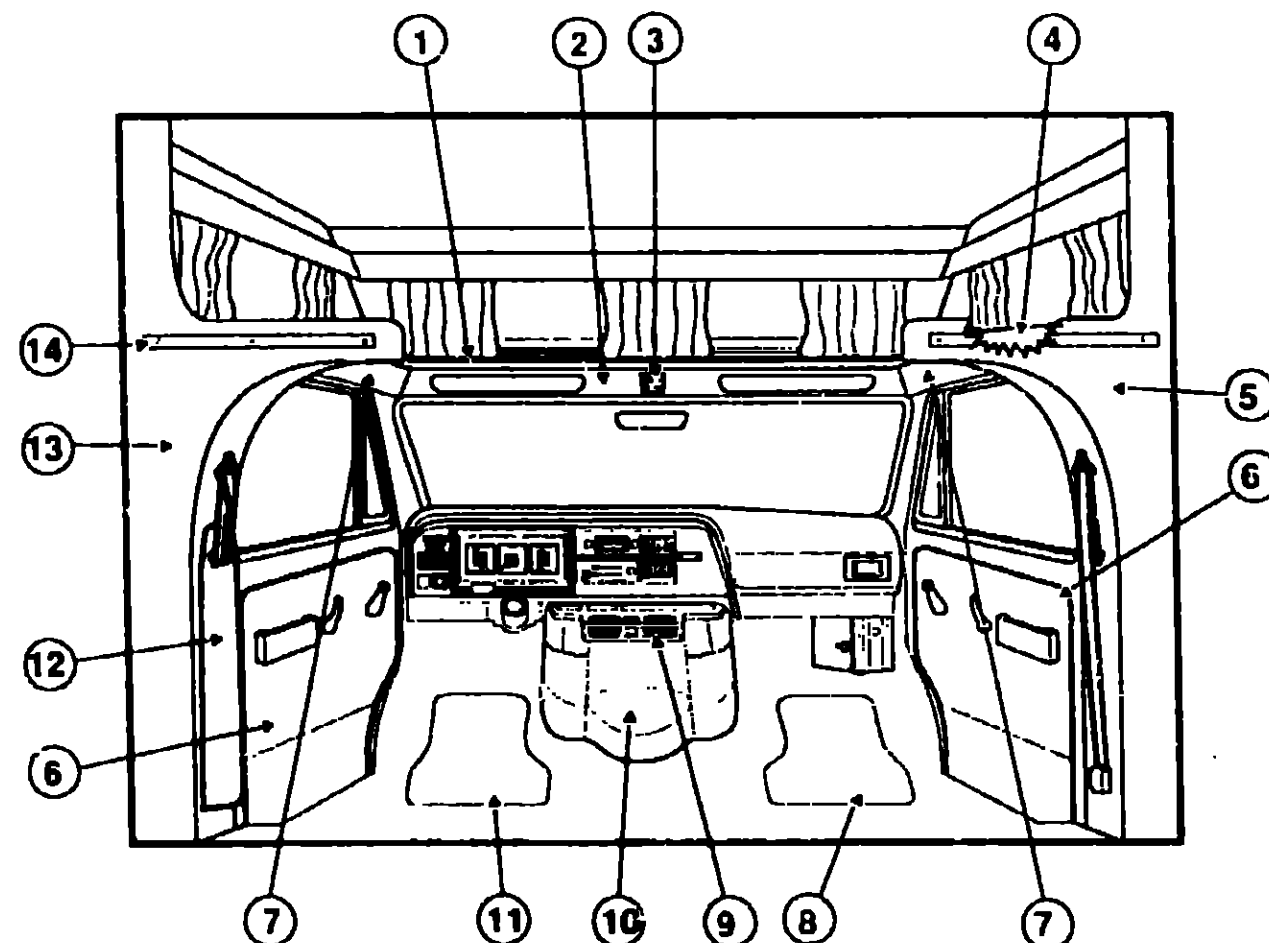
## 1990 ITASCA TABLE OF CONTENTS

INTRODUCTION	A-01 - A-02
ABBREVIATIONS	A-03
ALPHABETICAL/GROUP REFERENCE	A-04 - A-06
IF424RC	A-07 - D-12
IF426RT	D-13 - G-16
IF427RT	G-17 - K-03

## 1990 IF427RT INDEX

Floor Plan	G-17 - G-18
Accessories Group	G-19 - G-22
Bath Group	G-23 - G-24
Bedroom Group	H-01 - H-02
Chassis Group	H-03 - H-07
Curtain, Cushion & Pad Group	H-08 - H-16
Dinette Group	H-17 - H-18
Driver's Compartment Group	H-19 - H-21
Electrical Group	H-22 - I-01
Exterior Body Group	I-02 - I-06
Galley Group	I-07 - I-12
Heating & Air Conditioning Group	I-13 - I-14
Interior Finish Group	I-15 - I-17
Labels Group	I-18 - J-01
LP Group	J-02
Lounge Group	J-03 - J-04
Sealants & Fasteners Group	J-05 - J-07
Water & Sewage Group	J-08 - J-11
Window, Vent & Exterior Door Group	J-12 - K-03

# DRIVERS COMPARTMENT GROUP

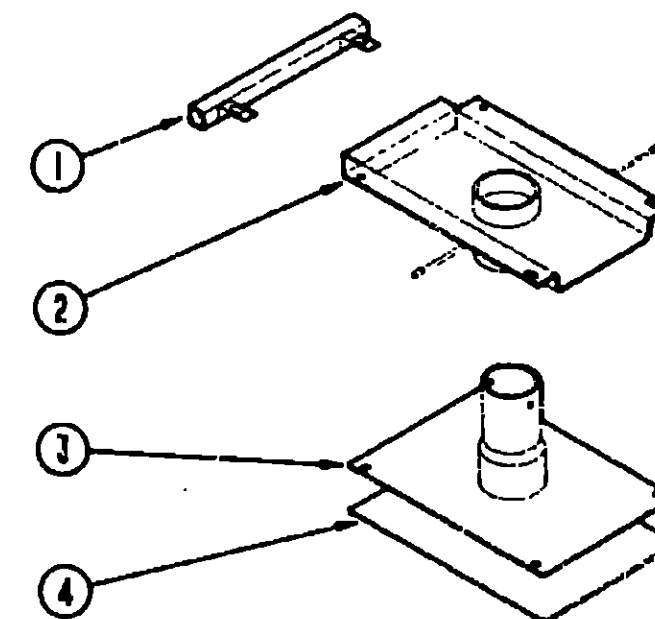


DRIVERS COMPARTMENT COMPONENTS

Key	Part Number	U/M	Description
1	092068-02-AA5	EA	Sleeperboard Asm.
	079870-03-000	EA	Trim - Front Sleeperboard - Metal - Off White
	080742-02-000	FT	Trim - Vinyl - Metal Trim Insert - Beige
	080742-03-000	FT	Trim - Vinyl - Metal Trim Insert - Off White
2	091831-01-X08	EA	Headliner Asm. w/Vinyl - Front - Beige
2	091831-01-B05	EA	Headliner Asm. w/Vinyl - Front - Off White
3	M01298-01-000	EA	Console Overhead w/o Holes - Plastic - Beige
3	M01298-04-000	EA	Console Overhead w/Holes - Plastic - Off White
4	087012-01-AA5	EA	Headboard - Bunk
5	092037-01-X81	EA	Wingwall Asm. - Inner - Beige
5	092037-01-AA5	EA	Wingwall Asm. - Inner - Off White
6	Note	EA	Panel Asm. - Cab Door
7	091825-02-X81	EA	Headliner Asm. w/Vinyl - Side - Beige
7	091825-02-AA5	EA	Headliner Asm. w/Vinyl - Side - Off White
8	093219-03-000	EA	Floor Mat - Passenger
9	099857-01-AA5	EA	Beverage Tray - Wooden
	046886-03-000	EA	Ashtray - Chrome
10	069805-16-AD5	EA	Motor Cover w/Pocket (AD5,AD7)
10	069885-16-AD6	EA	Motor Cover w/Pocket
11	083219-04-000	EA	Floor Mat - Driver
12	091871-01-000	EA	Seat Belt Cover - Beige
12	091871-05-000	EA	Seat Belt Cover - Off White
13	092037-01-X81	EA	Wingwall Asm. - Inner - Beige
13	092037-01-AA5	EA	Wingwall Asm. - Inner - Off White
14	082069-03-Y05	EA	Trim - Wooden - Wingwall
	082071-07-U01	EA	Cover - Wingwall - Vinyl - Beige - 28 5" x 5 6"
	082071-07-AA3	EA	Cover - Wingwall - Vinyl - Off White - 28 5" x 5 6"
	082081-03-U01	EA	Cover - Wingwall - Vinyl - Beige - 65 9" x 1 5"
	082081-04-U01	EA	Cover - Wingwall - Vinyl - Beige - 80" x 1 5"
	094795-01-000	EA	Speedometer - Kilometer (Export)
	094795-02-000	EA	Cluster - Instrument Panel - Kilometer (Export)

Note: These parts are supplied by your Ford Dealer

# DRIVER'S COMPARTMENT GROUP (CONTINUED)



BUCKET SEAT PEDESTAL

Key	Part Number	U/M	Description
1	069585-29-000	EA	Bar - Seat Belt - 20"
2	069585-27-000	EA	Plate - Top - Pedestal Asm.
3	069585-03-000	EA	Plate - Sub - Pedestal Asm.
4	069585-02-000	EA	Plate - Base - Pedestal Asm. - Bucket Seat
	069246-01-000	EA	Adjuster Asm. - Seat - w/Lock
	069246-02-000	EA	Adjuster Asm. - Seat - w/o Lock
	060730-02-000	EA	Recliner Drive - Driver
	080730-01-000	EA	Recliner Drive - Passenger

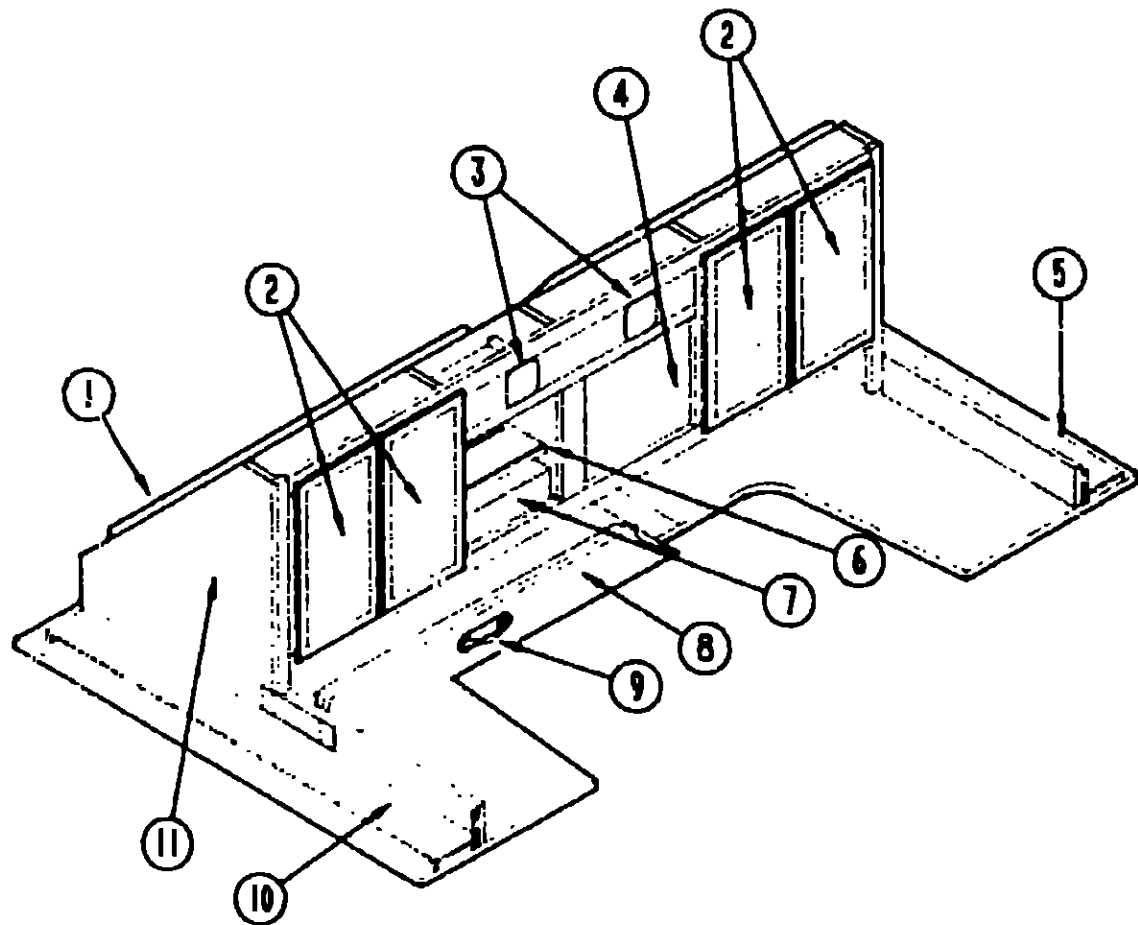
## 1990 ITASCA TABLE OF CONTENTS

INTRODUCTION	A-01 - A-02
ABBREVIATIONS	A-03
ALPHABETICAL/GROUP REFERENCE	A-04 - A-06
IF424RC	A-07 - D-12
IF426RT	D-13 - G-16
IF427RT	G-17 - K-03

## 1990 IF427RT INDEX

Floor Plan	G-17 - G-18
Accessories Group	G-19 - G-22
Bath Group	G-23 - G-24
Bedroom Group	H-01 - H-02
Chassis Group	H-03 - H-07
Curtain, Cushion & Pad Group	H-08 - H-16
Dinette Group	H-17 - H-18
Driver's Compartment Group	H-19 - H-21
Electrical Group	H-22 - I-01
Exterior Body Group	I-02 - I-06
Galley Group	I-07 - I-12
Heating & Air Conditioning Group	I-13 - I-14
Interior Finish Group	I-15 - I-17
Labels Group	I-18 - J-01
LP Group	J-02
Lounge Group	J-03 - J-04
Sealants & Fasteners Group	J-05 - J-07
Water & Sewage Group	J-08 - J-11
Window, Vent & Exterior Door Group	J-12 - K-03

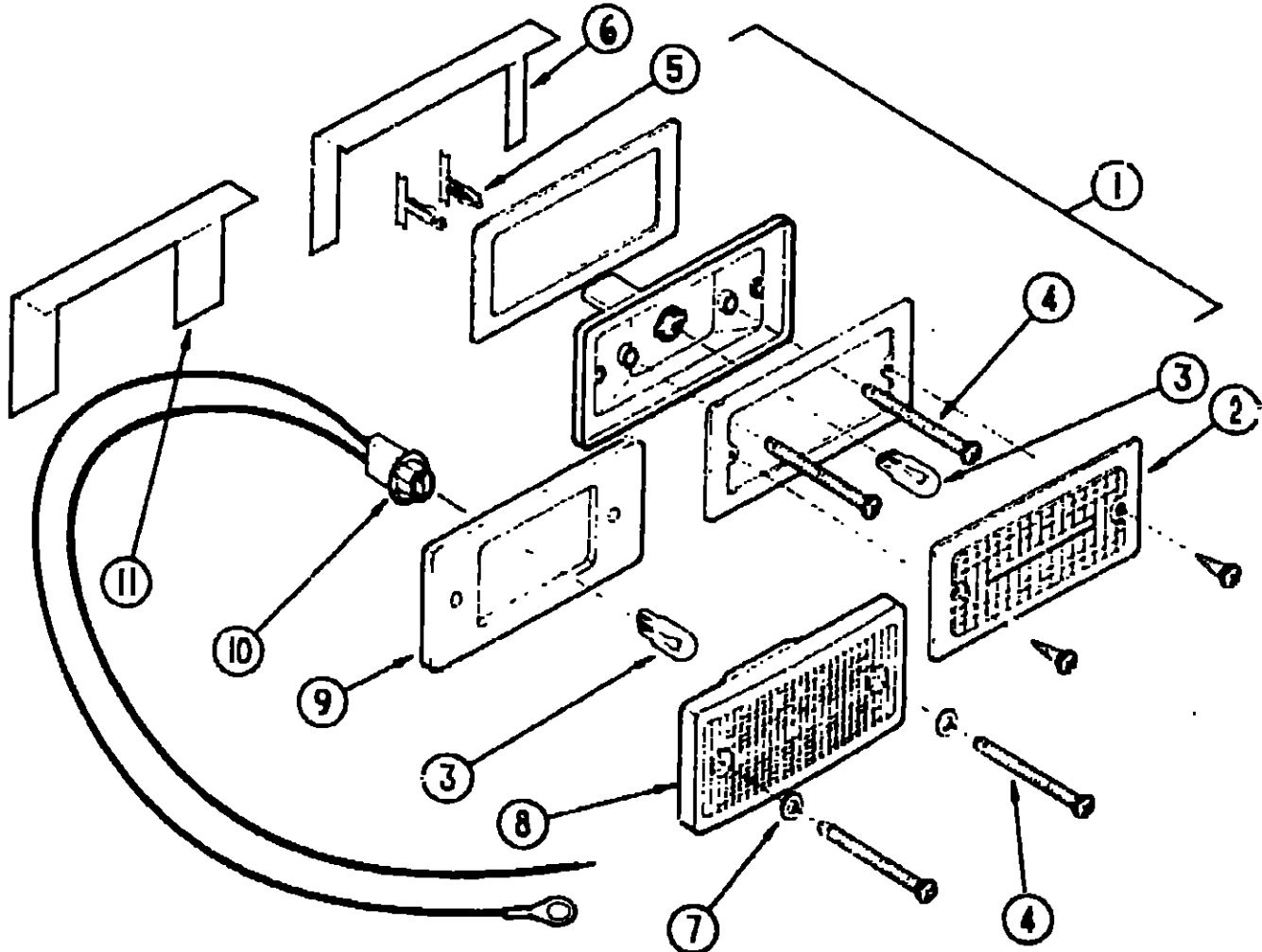
DRIVER'S COMPARTMENT GROUP (CONTINUED)



TV, VCR & ENTERTAINMENT CENTER CABINETRY

Key	Part Number	U/M	Description
1	099879-01-01A	EA	Panel - Window - Black Plastic
2	M88304-21-X08	EA	Door Asm - Cabinet - 10" x 19" - w/o Hardware
3	098819-01-000	EA	Speaker - 2 Watt - 8 OHM - 4"
	074979-11-000	EA	Speaker Cover - Off White Plastic
4	098447-01-000	EA	TV - 13" Color w/Remote - Model #RX4029 (US)
4	098447-02-000	EA	TV - 13" Color w/Remote - Model #XK4029 (CSA)
4	098447-01-700	EA	Remote Control - Models #RX4029 & #XK4029
	099856-01-000	EA	TV - Tiedown
	100849-23-AA5	EA	Door Asm - Tambour - 15" x 14 1/4" - w/Handle
5	100848-01-AA5	EA	Cabinet Asm - Headboard - Passenger
C	093622-01-000	EA	Track - Tambour Door - Plastic
	093623-01-000	EA	Track - Corner - Tambour Door
	100849-26-AA5	EA	Door Asm - Tambour - w/Handle
	M97191-01-000	EA	Handle - Tambour Door - 3.6 (Unfinished)
7	098446-01-000	EA	VCR - VHS Cable Ready w/Remote - Model #9815
7	098446-01-700	EA	Remote Control - Model #9815
7	098446-02-000	EA	VCR - VHS Cable Ready w/Remote - Model #9912
7	098446-02-700	EA	Remote Control - Model #9912
8	100847-01-AA5	EA	Drawer - Front Entertainment
	079145-08-000	EA	Cushion - Front Bunk - 20" x 74" x 3 1/2"
9	096645-01-000	EA	Pull - Cabinet - Twist Brass - 1 1/2" x 3/4"
10	100848-02-AA5	EA	Cabinet Asm - Headboard - Driver
11	100849-01-AA5	EA	Cabinet Asm - Front Entertainment - w/o Doors or Hardware
See Curtain, Cushion & Pad group for further breakdown of this item			

ELECTRICAL GROUP



EXTERIOR LIGHT & BULB

Key	Part Number	U/M	Description
1	081250-02-000	EA	Light - Rear Clearance - Red (Lens & Base Only)
2	081250-02-700	EA	Lens - Clearance Light - Red
3	036196-01-000	EA	Bulb - 12V - #194 - .27 Amp. - Bayonette
4	000G39-08-24B	EA	Screw - Self Driving
5	079378-01-000	EA	Terminal - Wedge Base - 18 AWG
6	081437-01-000	EA	Bracket - Clearance Light
7	102540-01-000	EA	Seal - Screw - Clearance Light
8	102520-02-000	EA	Light - Clearance - w/o Socket Connection - Red
9	102541-01-000	EA	Gasket - Clearance Light
10	075458-03-000	EA	Socket Asm. - Cab Marker
11	102582-01-000	EA	Bracket - Light - Clearance
	075455-04-000	EA	Taillight - Red - Black Base (Tail/Brake)
	075459-05-000	EA	Taillight - Amber - Black Base (Turn)
	075459-06-000	EA	Taillight - Red w/Backup - Black Base (Backup)
	037935-01-000	EA	Bulb - 12 Volt - #1157 (Tail Lamp Asm)
	073844-01-000	EA	Lamp Asm. - License
	079709-01-000	EA	Wire Asm. - License Plate Light
	042405-03-000	EA	Base - Clearance/Sidemark Light w/Bulb - Plastic - White
	042405-02-000	EA	Lens - Clearance/Sidemark Light w/Reflex - Amber
	042405-01-000	EA	Lens - Clearance/Sidemark Light w/Reflex - Red
	008213-01-000	EA	Bulb - 12 Volt - #57 - .24 Amp.
	091983-01-000	EA	Gasket - Clearance/Sidemark Light
	079378-01-000	EA	Terminal - Wedge Base - 18 AWG
	008089-01-000	EA	Light - Porch - Recessed (US)
	008089-02-000	EA	Light - Porch - Recessed (CSA)
	008089-01-700	EA	Lens - Porch Light - Recessed
	091981-01-000	EA	Gasket - Porch Light
	097917-01-01A	EA	Light - Porch - Recessed - Off White
	097917-01-700	EA	Lens - Porch Light - Recessed
	008215-01-000	EA	Bulb - 12 Volt - #1003 (Porch Lights)

Those parts were used from 4/10/90 on.  
NOTE: Items indented below assemblies are serviceable parts for that assembly.

1990 ITASCA  
TABLE OF CONTENTS

INTRODUCTION	A-01 - A-02
ABBREVIATIONS	A-03
ALPHABETICAL/GROUP REFERENCE	A-04 - A-06
IF424RC	A-07 - D-12
IF426RT	D-13 - G-16
IF427RT	G-17 - K-03

1990 IF427RT INDEX

Floor Plan	G-17 - G-18
Accessories Group	G-19 - G-22
Bath Group	G-23 - G-24
Bedroom Group	H-01 - H-02
Chassis Group	H-03 - H-07
Curtain, Cushion & Pad Group	H-08 - H-16
Dinette Group	H-17 - H-18
Driver's Compartment Group	H-19 - H-21
Electrical Group	H-22 - I-01
Exterior Body Group	I-02 - I-06
Galley Group	I-07 - I-12
Heating & Air Conditioning Group	I-13 - I-14
Interior Finish Group	I-15 - I-17
Labels Group	I-18 - J-01
LP Group	J-02
Lounge Group	J-03 - J-04
Sealants & Fasteners Group	J-05 - J-07
Water & Sewage Group	J-08 - J-11
Window, Vent & Exterior Door Group	J-12 - K-03



ELECTRICAL GROUP (CONTINUED)

WIRE, SWITCHES & RECEPTACLES

Key	Part Number	U/M	Description
	008288-01-000	EA	Box - Electrical - 3" x 3.5" - Plastic
	008289-01-000	EA	Box - Electrical - 4" x 4" - 1/2 & 3/4 Steel (US)
	008289-02-000	EA	Box - Electrical - 4" x 4" - 1/2 x 3/4 Steel (CSA)
	093603-01-000	EA	Box - Electrical - 4" x 2 1/8" x 2 1/8"
	058049-01-000	EA	Box - Electrical - 2" x 3" x 2.25" - Steel
	041953-01-000	FT	Conduit - Convolute Slit - .5" ID
	041953-05-000	FT	Conduit - Convolute Slit - .62" ID
	041953-09-000	FT	Conduit - Convolute Slit - .50" ID
	059028-01-000	EA	Connector - Pigtail - Clear Nylon
	008314-01-000	EA	Connector - Wire Nut - Gray
	008311-01-000	EA	Connector - Wire Nut - Red
	008312-01-000	EA	Connector - Wire Nut - Blue
	003356-01-000	EA	Connector - Plastic - 3/8 AWG
	008355-01-000	EA	Connector - 3/4 Cable Clamping
	079090-01-000	EA	Connector - Molded - 12/2 Head
	088475-01-000	EA	Connector - Pin
	088476-01-000	EA	Connector - Socket
	031968-01-000	EA	Contact Plug - Brass - Tin Plated
	031967-01-000	EA	Contact - Receptacle
	008054-01-000	EA	Cord - Power - 10-3 30 Amp - 25' (US)
	008052-01-000	EA	Cord - Power - 10-3 30 Amp - 25' (CSA)
	008294-01-000	EA	Cover - Electrical Box - 4" x 4" - Gray
	069238-01-000	EA	Cover - Electrical Box - 4" x 4"
	091927-01-000	EA	Cover - Receptacle - Double - Ivory
	024571-03-000	EA	Cover Plate - Receptacle - Jumbo - Brown Plastic
	084077-02-000	EA	Cover Plate - Receptacle - GFI - Brown
	064399-01-000	EA	Housing Asm. - Male and Female
	097746-01-000	EA	Housing Cap - Trailer Pin
	088473-05-000	EA	Housing Pin - 6 Position (Single Row)
	088473-06-000	EA	Housing Pin - 6 Position (Two Rows of 3)
	088473-08-000	EA	Housing Pin - 4 Position
	088473-02-000	EA	Housing - Pin - 9 Position
	088473-09-000	EA	Housing - Pin - 3 Position (Single Row)
	088473-10-000	EA	Housing - 2 Position
	097744-01-000	EA	Housing - Trailer Pin - 12"
	097744-07-000	EA	Housing - Trailer Pin - 48"
	097745-01-000	EA	Housing - Receptacle - 12"
	097745-02-000	EA	Housing - Receptacle - 48"
	063910-01-000	EA	Housing - Relay
	088474-02-000	EA	Housing - Socket - 15 Position
	088474-06-000	EA	Housing - Socket - 6 Position
	088474-09-000	EA	Housing - Socket - 3 Position
	088474-10-000	EA	Housing - Socket - 2 Position
	100138-01-000	EA	Module - Daytime Running Light
	100159-02-000	EA	Daytime Running Lights
	098475-02-000	EA	Pin Connector - 10-12 AWG
	046885-01-000	EA	Plaque - Switch Mounting
	081082-01-000	EA	Plaque - Mounting - Battery/Fuel Switch - 2 1/4" x 1 1/4" - Black
	084076-02-000	EA	Receptacle - GFI - 15A - 125V - Brown
	075736-02-000	EA	Receptacle/Cover Asm. - Off White (Exterior)
	058708-01-000	EA	Receptacle - Duplex - Brown
	058708-02-000	EA	Receptacle - Electrical - Double - Ivory
	097734-01-01A	EA	Receptacle - Extension - 5" x 7" - Plastic - Ivory
	097734-01-02A	EA	Receptacle - Extension - 5" x 7" - Plastic - Brown
	024924-02-000	EA	Receptacle - Power Cord
	058707-01-000	EA	Receptacle - Single - Brown
	067789-02-000	EA	Socket - Lamp
	088476-02-000	EA	Socket Connector - 12-10 AWG
	098351-03-01A	EA	Switch Plate - 3 Gang - 2 Switches
	098351-02-01A	EA	Switch Plate - 2 Gang - Polished Brass
	098351-01-01A	EA	Switch Plate - Single - w/Switches
	079364-01-000	EA	Switch - On/Off Rocker - Brown
	008195-01-000	EA	Switch - Push Button - 12 Volt

ELECTRICAL GROUP (CONTINUED)

WIRES SWITCHES & RECEPTACLES (CONT.)

Key	Part Number	U/M	Description
	007942-01-000	EA	Tab - Wire - 18 to 14 AWG
	007949-01-000	EA	Tab Housing - 1 Position
	007955-01-000	EA	Tab Housing - 6 Position
	031965-01-000	EA	Tab Housing - 2 Position
	047443-01-000	EA	Terminal - .250 Receptacle - 16/14 AWG
	047443-02-000	EA	Terminal - .250 Receptacle - 12/10 AWG
	035416-04-000	EA	Terminal Ring - #10 Stud
	008340-01-000	EA	Terminal Ring - 2 - w/3/8 Stud
	008331-01-000	EA	Terminal Ring - 4 - w/3/8 Stud
	008326-01-000	EA	Terminal Ring - 3/8" Wire
	008328-01-000	EA	Terminal - Ring - 12/10 Wire
	008024-01-000	FT	Wire - 18.5 Bonded - Orange/White/Yellow/Blue/Brown
	008026-01-000	FT	Wire w/Ground - Romex - 12/2
	008030-01-000	FT	Wire - Bonded - 18-4
	008343-01-000	EA	Wire Tie - 6"

MISCELLANEOUS ELECTRICAL COMPONENTS

Key	Part Number	U/M	Description
	008188-01-000	EA	Solenoid - Dual Battery - Relay
	083208-01-000	EA	Control Center - 32 Amp.
	094809-01-000	EA	Load Center - 240 Volt - 125 Amp.
	099048-01-000	EA	Inverter - 100 Watt

FUSES & CIRCUIT BREAKERS

Key	Part Number	U/M	Description
	008235-01-000	EA	Fuse - 15 Amp. - 12 Volt
	062901-05-000	EA	Fuse - 15 Amp. - Automotive
	008211-01-000	EA	Circuit Breaker - 6 Amp. - 12 Volt
	033573-02-000	EA	Circuit Breaker - 15 Amp. - 12 Volt - w/Mount
	033573-01-000	EA	Circuit Breaker - 20 Amp. - 12 Volt - w/Mount
	008268-01-000	EA	Circuit Breaker - 30 Amp. - 12 Volt - w/Mount
	083209-01-000	EA	Circuit Breaker - 15 Amp. - 120 Volt (CSA)
	083209-05-000	EA	Circuit Breaker - 20 Amp. - 120 Volt
	083209-04-000	EA	Circuit Breaker - 30 Amp. - 120 Volt
	083209-02-000	EA	Circuit Breaker - 15/15 Amp. - 120 Volt
	083209-03-000	EA	Circuit Breaker - 15/20 Amp. - 120 Volt
	083209-06-000	EA	Circuit Breaker - 30/15 Amp. - 120 Volt
	094810-01-000	EA	Circuit Breaker - Double - 30 Amp.
	094811-01-000	EA	Circuit Breaker - Double - 20 Amp.
	083209-08-000	EA	Circuit Breaker Blank
	050283-02-000	EA	Buss Bar - Circuit Breaker
	008277-01-000	EA	Fuse Holder - Panel Mount - Black
	100341-01-000	EA	Fuse Holder - In Line Type

1990 ITASCA  
TABLE OF CONTENTS

INTRODUCTION	A-01 - A-02
ABBREVIATIONS	A-03
ALPHABETICAL/GROUP REFERENCE	A-04 - A-06
IF424RC	A-07 - D-12
IF426RT	D-13 - G-16
IF427RT	G-17 - K-03

1990 IF427RT INDEX

Floor Plan	G-17 - G-18
Accessories Group	G-19 - G-22
Bath Group	G-23 - G-24
Bedroom Group	H-01 - H-02
Chassis Group	H-03 - H-07
Curtain, Cushion & Pad Group	H-08 - H-16
Dinette Group	H-17 - H-18
Driver's Compartment Group	H-19 - H-21
Electrical Group	H-22 - I-01
Exterior Body Group	I-02 - I-06
Galley Group	I-07 - I-12
Heating & Air Conditioning Group	I-13 - I-14
Interior Finish Group	I-15 - I-17
Labels Group	I-18 - J-01
LP Group	J-02
Lounge Group	J-03 - J-04
Sealants & Fasteners Group	J-05 - J-07
Water & Sewage Group	J-08 - J-11
Window, Vent & Exterior Door Group	J-12 - K-03



ELECTRICAL GROUP (CONTINUED)

INTERIOR LIGHT			
Key	Part Number	U/M	Description
	065201-05-000	EA	Shade - Lamp - Parchment
	065202-03-000	EA	Lamp - Wall - Bright Brass
	078424-02-000	EA	Light - Fluorescent - 12V
	078424-02-700	EA	Bulb - Fluorescent Light
	078424-02-701	EA	Lens - Fluorescent Light
	086280-01-000	EA	Light - Surface Mount - 12 Volt
	086280-01-700	EA	Bulb - 12 Volt - 6 Watt
	082686-01-000	EA	Lamp - Table (US)
	082686-02-000	EA	Lamp - Table (CSA)
	082686-06-000	EA	Shade - Table Lamp
	083978-01-000	EA	Washer - Mounting - Lamp
	082169-01-000	EA	Light - Make-Up - 3 Bulb
	077026-01-000	EA	Lens - Courtesy Light - Clear
	098024-01-01A	EA	Dome Light - 1-Bulb - Ivory (US)
	098024-02-01A	EA	Dome Light - 1 Bulb - Ivory (CSA)
	098024-03-01A	EA	Dome Light - 2-Bulb - Ivory (US)
	098024-04-01A	EA	Dome Light - 2 Bulb - Ivory (CSA)
	008218-01-000	EA	Bulb - Dome Light - 12 V - #1141
	098024-01-700	EA	Lens - Dome Light
	087694-01-000	EA	Light - Wardrobe
	087694-01-700	EA	Bulb - GE - 561
	068937-04-000	EA	Light - Dome Surface - w/o Switch
	068937-01-700	EA	Lens - Dome Light
Note: Items indented below assemblies are serviceable parts for that assembly.			

BULBS

Key	Part Number	U/M	Description
	036196-01-000	EA	Bulb - 194 (Cab Marker Light)
	008215-01-000	EA	Bulb - 1003 (Porch Light)
	008218-01-000	EA	Bulb - 1141 (Dome Light)
	037935-01-000	EA	Bulb - 1157 (Tail Lamp)
	091937-03-000	EA	Bulb - Fluorescent Light - 12 Volt
	086280-01-700	EA	Bulb - 12 Volt - 6 Watt (Surface Light)
	087694-01-700	EA	Bulb - 561 (Wardrobe)

EXTERIOR BODY GROUP

MISCELLANEOUS EXTERNALLY MOUNTED PARTS			
Key	Part Number	U/M	Description
	083558-03-000	EA	Plumbing Seal - Roof Vent - 1 5 - Off White
	009126-02-000	EA	Assist Handle - Black
	069178-02-000	EA	Bracket - Mounting - Assist Handle - "L" Angle w/Holes
	087659-04-000	EA	Fill - City Water - Off White
	081240-03-000	EA	Fill - City Water - Lockable - Off White
	102768-01-000	EA	Holder - Compartment/Entry Door - Metal

1990 ITASCA  
TABLE OF CONTENTS

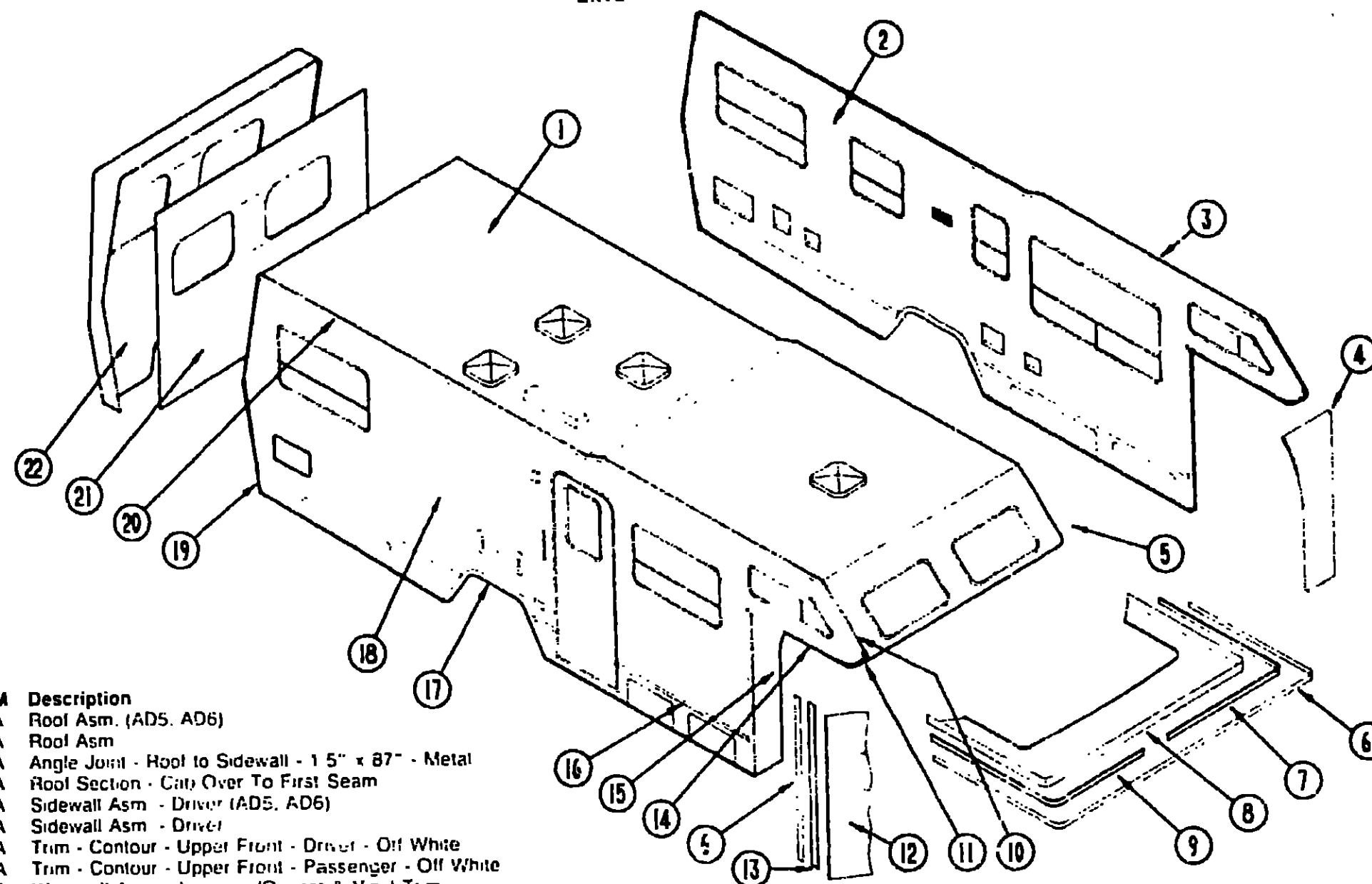
INTRODUCTION	A-01 - A-02
ABBREVIATIONS	A-03
ALPHABETICAL/GROUP REFERENCE	A-04 - A-06
IF424RC	A-07 - D-12
IF426RT	D-13 - G-16
IF427FT	G-17 - K-03

1990 IF427RT INDEX

Floor Plan	G-17 - G-18
Accessories Group	G-19 - G-22
Bath Group	G-23 - G-24
Bedroom Group	H-01 - H-02
Chassis Group	H-03 - H-07
Curtain, Cushion & Pad Group	H-08 - H-16
Dinette Group	H-17 - H-18
Driver's Compartment Group	H-19 - H-21
Electrical Group	H-22 - I-01
Exterior Body Group	I-02 - I-06
Galley Group	I-07 - I-12
Heating & Air Conditioning Group	I-13 - I-14
Interior Finish Group	I-15 - I-17
Labels Group	I-18 - J-01
LP Group	J-02
Lounge Group	J-03 - J-04
Sealants & Fasteners Group	J-05 - J-07
Water & Sewage Group	J-08 - J-11
Window, Vent & Exterior Door Group	J-12 - K-03

# EXTERIOR BODY GROUP (CONTINUED)

## EXTERIOR BODY PANELS



Key	Part Number	U/M	Description
1	M99866-01-AD5	EA	Roof Asm. (AD5, AD6)
1	M99866-01-AD7	EA	Roof Asm.
	076613-15-000	EA	Angle Joint - Roof to Sidewall - 1 5" x 87" - Metal
	M76177-01-700	EA	Roof Section - Cap Over To First Seam
2	M99865-01-AD5	EA	Sidewall Asm. - Driver (AD5, AD6)
2	M99865-01-AD7	EA	Sidewall Asm. - Driver
3	076802-08-000	EA	Trim - Contour - Upper Front - Driver - Off White
	076802-07-000	EA	Trim - Contour - Upper Front - Passenger - Off White
4	M81653-04-X08	EA	Wingwall Asm. - Inner - w/Gusset & Vinyl Trim
5	086889-04-000	EA	Front Radius - Driver - Off White
6	086279-02-000	FT	Insert Trim - 9" - Plastic - Off White
7	085491-02-000	EA	Trim - Transition Panel - Off White
	087275-02-000	EA	Cap - Feature Strip Trim - Off White
8	080858-01-000	EA	Panel - Transition - Sleeperboard - 9' 8" x 57.7" - Off White
9	085491-01-000	EA	Trim - Transition Panel - Off White
	087275-01-000	EA	Cap - Feature Strip Trim - Off White
10	085490-01-000	EA	Trim - Contour - Front - Passenger - Off White
	085490-02-000	EA	Trim - Contour - Front - Driver - Off White
11	086889-03-000	EA	Trim - Front Radius - Passenger - Off White
12	080683-02-W04	EA	Wingwall Asm. - Passenger
	080683-01-W04	EA	Wingwall Asm. - Driver
	079203-03-000	EA	Trim - Wingwall - 14.2" - Off White
	021241-01-000	FT	Vinyl - Exterior - Used Between Wingwall & Cab Seat - White
13	085492-01-000	EA	Trim - Wingwall Transition - Off White
14	076795-05-000	EA	Trim - Transition Panel - Passenger - Off White
	076795-06-000	EA	Trim - Transition Panel - Driver - Off White
15	M81653-03-X08	EA	Wingwall Asm. - Inner - w/Gusset & Vinyl Trim
15	085492-01-000	EA	Trim - Wingwall Transition - Off White
16	002444-01-001	EA	Feature Strip - w/o Insert - Extr. - 15" - Off White
	009731-01-000	EA	End Cap - Feature Strip
	001030-02-003	EA	Insert - Feature Strip - 17' Long - Off White
17	075189-01-000	EA	Trim - Wheelwell - Rear Passenger - Off White
	075189-02-000	EA	Trim - Wheelwell - Rear Driver - Off White
	087953-01-000	EA	Trim - Wheelwell - Rear - Extrusion - Off White

Key	Part Number	U/M	Description
18	M99854-01-AD5	EA	Sidewall Asm. - Passenger (AD5, AD6)
18	M99864-01-AD7	EA	Sidewall Asm. - Passenger
19	073502-15-000	EA	Trim - Sidewall To Rear Cap - Metal - Right - Off White
	073502-16-000	EA	Trim - Sidewall To Rear Cap - Metal - Left - Off White
20	077339-03-000	EA	Trim - Contour - Upper Rear Passenger - Off White
	077339-04-000	EA	Trim - Contour - Upper Rear Driver - Off White
21	099857-01-AD5	EA	Backwall Asm. - Inner (AD5, AD6)
21	099867-01-AD7	EA	Backwall Asm. - Inner
	074965-02-000	EA	Trim - Backwall - Lower - Passenger or Driver
22	080252-02-000	EA	Rear Cap w/o Lights - Primed
	077941-01-000	EA	Seal - Rubber - Flat w/Slit
	083805-08-000	EA	Trim - Backwall To Roof
	083111-05-200	EA	Trim - Bottom - Tapped 39.4" Long - Aluminum - Off White
	002155-01-001	EA	U-Channel - Extrusion - 1" x 18"
	002776-01-001	EA	U-Channel - Extrusion - 1.75" x 16"
	077514-24-000	EA	Fiberglass Sheet - 48" x 96" - Flat
	076054-90-000	EA	Fiberglass Sheet - 4" x 24.66" - Off White
	001054-01-011	EA	Alum. - No Design - 48" x 96" - Off White
	000868-01-000	SF	Styrofoam - 75" x 24" x 96"
	000370-05-000	SF	Styrofoam - .5" x 24" x 96"
	000370-03-000	SF	Styrofoam - 1.34" x 48" x 96"
	083574-01-000	SF	Styrofoam - Dow Type - SM - 1 5" x 24" x 85.25"
	083574-02-000	SF	Styrofoam - Dow Type - SM - 1 5" x 24" x 90.5"

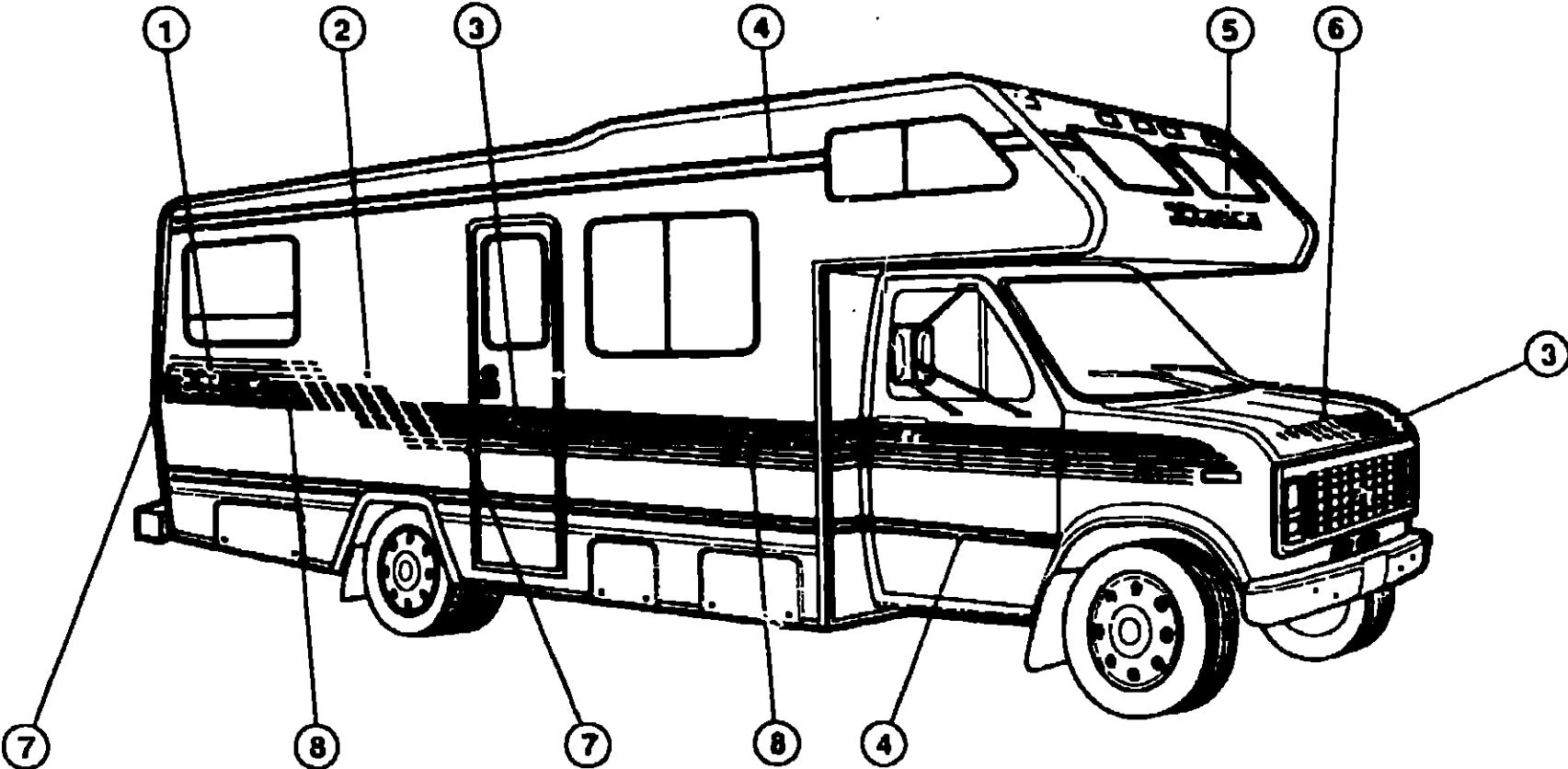
## 1990 ITASCA TABLE OF CONTENTS

INTRODUCTION	A-01 - A-02
ABBREVIATIONS	A-03
ALPHABETICAL/GROUP REFERENCE	A-04 - A-06
IF424RC	A-07 - D-12
IF426RT	D-13 - G-16
IF427RT	G-17 - K-03

## 1990 IF427RT INDEX

Floor Plan	G-17 - G-18
Accessories Group	G-19 - G-22
Bath Group	G-23 - G-24
Bedroom Group	H-01 - H-02
Chassis Group	H-03 - H-07
Curtain, Cushion & Pad Group	H-08 - H-16
Dinette Group	H-17 - H-18
Driver's Compartment Group	H-19 - H-21
Electrical Group	H-22 - I-01
Exterior Body Group	I-02 - I-06
Galley Group	I-07 - I-12
Heating & Air Conditioning Group	I-13 - I-14
Interior Finish Group	I-15 - I-17
Labels Group	I-18 - J-01
LP Group	J-02
Lounge Group	J-03 - J-04
Sealants & Fasteners Group	J-05 - J-07
Water & Sewage Group	J-08 - J-11
Window, Vent & Exterior Door Group	J-12 - K-03

EXTERIOR BODY GROUP (CONTINUED)  
DECALS & MULTISTRIPE



1990 ITASCA  
TABLE OF CONTENTS

INTRODUCTION	A-01 - A-02
ABBREVIATIONS	A-03
ALPHABETICAL/GROUP REFERENCE	A-04 - A-06
IF424RC	A-07 - D-12
IF426RT	D-13 - G-16
IF427RT	G-17 - K-03

1990 IF427RT INDEX

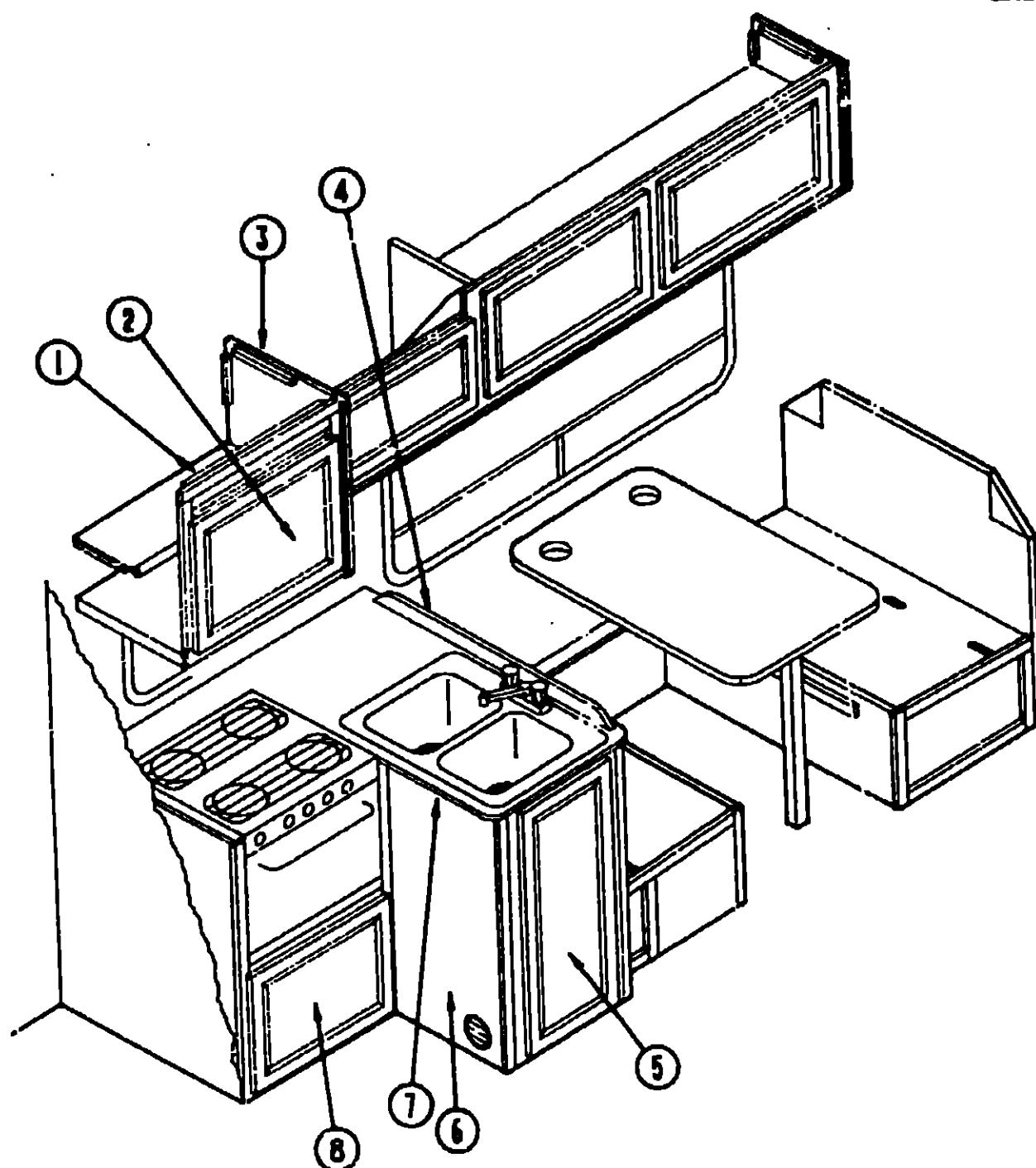
Floor Plan	G-17 - G-18
Accessories Group	G-19 - G-22
Bath Group	G-23 - G-24
Bedroom Group	H-01 - H-02
Chassis Group	H-03 - H-07
Curtain, Cushion & Pad Group	H-08 - H-16
Dinette Group	H-17 - H-18
Driver's Compartment Group	H-19 - H-21
Electrical Group	H-22 - I-01
Exterior Body Group	I-02 - I-06
Galley Group	I-07 - I-12
Heating & Air Conditioning Group	I-13 - I-14
Interior Finish Group	I-15 - I-17
Labels Group	I-18 - J-01
LP Group	J-02
Lounge Group	J-03 - J-04
Sealants & Fasteners Group	J-05 - J-07
Water & Sewage Group	J-08 - J-11
Window, Vent & Exterior Door Group	J-12 - K-03

Key	Part Number	U/M	Description
1	078852-10-000	EA	Decal - Logo "Itasca" - Black & Off White
2	093675-01-03A	EA	Decal - Side Step Up, Pass 3 Section w/2 Stack Of Lines Each (AD5, AD6)
2	093675-01-04A	EA	Decal - Side Step Up, Pass 3 Section w/2 Stack Of Lines Each (AD7)
	093675-02-03A	EA	Decal - Side Step Up, Dr 3 Section w/2 Stack Of Lines EA (AD5, AD6)
	093675-02-04A	EA	Decal - Side Step Up, Dr 3 Section w/2 Stack Of Lines EA (AD7)
3	078851-04-000	EA	Decal - Logo "Sundancer" - Black & Off White
4	093680-01-05A	FT	Multistripe - 2 Lines, 2.9" Wide - Burgandy - Blue (AD5, AD6)
4	093680-01-06A	FT	Multistripe - 2 Line, 2.9" Wide - Brown & Blue (AD7)
5	078191-01-000	EA	Decal - Logo - "Itasca" - Black
6	093676-01-03A	EA	Decal - Hood - Ford - Blue, Burgundy & Rose (AD5, AD6)
6	093676-01-04A	EA	Decal - Hood - Ford - Blue, Dark Brown & Brown (AD7)
7	092322-04-03A	FT	Multistripe - 3 Lines, 2.9" Wide - Rose (AD5, AD6)
7	092322-04-04A	FT	Multistripe - 3 Lines, 2.9" Wide - Brown (AD7)
8	092322-03-03A	FT	Multistripe - 3 Lines, 6.1" Wide - 1 Blue/2 Burgundy (AD5, AD6)
8	092322-03-04A	FT	Multistripe - 3 Lines, 6.1" Wide - 1 Blue/2 Brown (AD7)
	084075-01-000	EA	Decal - "By Winnebago Ind.", Black & Clear

For your convenience here are the Dupont Color Codes you can purchased locally.

Blue B8737	Burgundy L8543
Brown N8325	Rose 44155AH
White L8723	Dark Brown N8325

**GALLEY GROUP**  
**GALLEY CABINETRY**



Key	Part Number	U/M	Description
1	M39955-01-AD5	EA	Cabinet Asm. - Galley Overhead - w/o Door or Hardware
2	M88304-A9-X08	EA	Door Asm. - Galley Overhead - 14.3" x 21.8" - w/o Hardware
3	081280-28-AA5	EA	End Cap - Galley Overhead
4	098335-01-AB8	EA	Rail - Galley Backsplash (AD5)
4	098335-01-AB8	EA	Rail - Galley Backsplash (AD6)
4	098335-01-AB6	EA	Rail - Galley Backsplash (AD7)
5	M88304-14-X08	EA	Door Asm. - Galley Cabinet - 14.4" x 33.5" - w/o Hardware
6	M04128-01-AD5	EA	Cabinet Asm. - Galley w/Countertop - w/o Doors or Hardware (AD5)
6	M04128-01-AA7	EA	Cabinet Asm. - Galley w/Countertop - w/o Doors or Hardware (AD6)
6	M04128-01-AA5	EA	Cabinet Asm. - Galley w/Countertop - w/o Doors or Hardware (AD7)
6	M04128-02-AD5	EA	Cabinet Asm. - Galley w/Countertop - w/o Door or Hardware (AD5)
6	M04128-02-AA7	EA	Cabinet Asm. - Galley w/Countertop - w/o Doors or Hardware (AD6)
6	M04128-02-AA5	EA	Cabinet Asm. - Galley w/Countertop - w/o Doors or Hardware (AD7)
6	M82184-11-X36	EA	Drawer Asm. - Galley Cabinet - 19.8" Wide x 19" Deep - w/o Hardware
7	099872-11-AD5	EA	Countertop Asm. - Galley Cabinet (AD5)
7	099872-11-AA7	EA	Countertop Asm. - Galley Cabinet (AD6)
7	099872-11-AA5	EA	Countertop Asm. - Galley Cabinet (AD7)
8	M92073-01-AA5	EA	Door Asm. - Furnace
	072369-34-000	EA	Mesh - Expanded - 18.3" x 5.8" - Bronze
	091257-06-000	EA	Handrail - Refrigerator Cabinet - Regal Oak
• These parts were used with Option L136			

**1990 ITASCA**  
**TABLE OF CONTENTS**

INTRODUCTION	A-01 - A-02
ABBREVIATIONS	A-03
ALPHABETICAL GROUP REFERENCE	A-04 - A-06
IF421RC	A-07 - D-12
IF426RT	D-13 - G-16
IF427RT	G-17 - K-03

**1990 IF427RT INDEX**

Floor Plan	G-17 - G-18
Accessories Group	G-19 - G-22
Bath Group	G-23 - G-24
Bedroom Group	H-01 - H-02
Chassis Group	H-03 - H-07
Curtain, Cushion & Pad Group	H-08 - H-16
Dinette Group	H-17 - H-18
Driver's Compartment Group	H-19 - H-21
Electrical Group	H-22 - I-01
Exterior Body Group	I-02 - I-06
Galley Group	I-07 - I-12
Heating & Air Conditioning Group	I-13 - I-14
Interior Finish Group	I-15 - I-17
Labels Group	I-18 - J-01
LP Group	J-02
Lounge Group	J-03 - J-04
Sealants & Fasteners Group	J-05 - J-07
Water & Sewage Group	J-08 - J-11
Window, Vent & Exterior Door Group	J-12 - K-03

GALLEY GROUP (CONTINUED)

GALLEY APPLIANCES			
Key	Part Number	U/M	Description
	094038-01-000	EA	Refrigerator - 3-Way Small Double Door - Norcold 663 (Option L04E)
	094038-03-000	EA	Refrigerator - 2-Way Small Double Door - Norcold 662
	084879-03-700	EA	Cooling Unit
	064473-03-719	EA	Flue
	088248-01-709	EA	Heater A/C
	075217-01-737	EA	Control Module
	094039-04-702	EA	Power Supply (2-Way)
	094039-01-737	EA	Power Supply (3-Way)
	094039-04-701	EA	Eyebrow (2-Way)
	094039-01-701	EA	Eyebrow (3-Way)
	094039-04-700	EA	P.C. Board (2-Way)
	094039-01-700	EA	P.C. Board (3-Way)
	084880-01-715	EA	Shut-Off Valve - Manual
	084880-01-713	EA	Male Connector
	064473-01-702	EA	Orifice
	084248-01-706	EA	Burner
	088248-01-708	EA	Ignition Electrode
	084880-01-733	EA	Dairy Keeper
	084880-01-734	EA	Hinge Bracket - Top Right/Bottom - Left (Brown)
	094039-01-723	EA	Hinge Bracket - Top Right/Bottom - Left (Black)
	094039-01-707	EA	Upper Door Handle Asm. (Brown)
	094039-01-708	EA	Upper Door Handle Asm. (Black)
	094039-01-705	EA	Upper Door Liner - White (Brown)
	094039-01-706	EA	Upper Door Liner - White (Black)
	084880-01-735	EA	Hinge Bracket - Top Left/Bottom - Right (Brown)
	094039-01-724	EA	Hinge Bracket - Top Left/Bottom - Right (Black)
	075217-01-738	EA	Switch Rocker - 3 Position - Black
	084880-01-732	EA	Latch
	084880-02-700	EA	Lower - Flange
	094039-01-732	EA	Front Cover - Bottom Trim - Black
	094039-01-712	EA	Door Bin - w/Silver Border - Gray
	094039-01-718	EA	Milk Bin - w/Silver Trim - Gray
	084880-01-747	EA	Hole Plug
	094039-01-722	EA	Hole Plug- Hinge Holes - Black
	094039-01-711	EA	Juice Rack - w/Silver Trim
	094039-01-726	EA	Evaporator Shelf
	084880-03-707	EA	Cover - Lamp or Bulb
	094039-01-733	EA	Wire Shelf - Middle
	094039-01-734	EA	Wire Shelf w/Riser - Top
	084880-01-722	EA	Crisper Cover
	094039-01-731	EA	Crisper w/Silver Trim - Gray
	094038-01-705	EA	Cabinet Asm. - Frame (Brown)
	094038-01-706	EA	Cabinet Asm. - Frame (Black)
	084880-01-746	EA	Cable
	084880-01-731	EA	Hinge - Pin
	094039-01-725	EA	Hinge Pin - Male - Black
	094039-01-729	EA	Hinge Pin Shaft - Center Hinge (Brown)
	094039-01-730	EA	Hinge Pin Shaft - Center Hinge (Black)
	094039-01-727	EA	Hinge Bracket - Center Hinge (Brown)
	094039-01-728	EA	Hinge Bracket - Center Hinge (Black)
	084880-01-749	EA	Hinge Bushing
	088248-01-707	EA	Sensor Electrode
	088248-01-710	EA	Heater DC (3-Way)

GALLEY GROUP (CONTINUED)

GALLEY APPLIANCES (CONTINUED)			
Key	Part Number	U/M	Description
	094039-01-702	EA	Gasket - Upper - Gray
	094038-01-700	EA	Gasket - Lower - Gray
	094039-01-705	EA	Upper Door Liner - White (Brown)
	094039-01-706	EA	Upper Door Liner - White (Black)
	094038-01-701	EA	Lower Door Liner - White (Brown)
	094038-01-702	EA	Lower Door Liner - White (Black)
	094038-01-703	EA	Lower Door Handle Asm. (Brown)
	094039-01-716	EA	Lower Door Handle Asm. (Brown)
	094038-01-704	EA	Lower Door Handle Asm. (Black)
	094039-01-717	EA	Lower Door Handle Asm. (Black)
	084880-01-718	EA	Gas - Valve
	084880-03-705	EA	Bracket - Interior Refrigerator Light
	084880-03-706	EA	Lamp - Bulb
	084880-01-736	EA	Light Switch - Brown
	094039-01-703	EA	Hinge Plate - Left (Brown)
	094039-01-704	EA	Hinge Plate - Left (Black)
	094039-01-709	EA	Hinge Plate - Top - Right/Bottom - Left (Brown)
	094039-01-710	EA	Hinge Plate - Top - Right/Bottom - Left (Black)
	094039-01-741	EA	Tray - Shelf - Plastic - Gray
	084380-01-753	EA	Thermister - 78" w/o Clip
	096983-09-01A	EA	Hood - Range - w/Monitor Panel - Almond (US)
	096983-10-01A	EA	Hood - Range - w/Monitor Panel - Almond (CSA)
	096983-10-701	EA	Face Plate (Screened) LVS 1997
	096983-09-700	EA	Metal Face Plate (Screened) LVS 1995
	090973-01-700	EA	Motor - LVS CA508-1
	090973-01-702	EA	Blade - Fan - LVS VA183-1
	092696-01-709	EA	Bulb - 912 - Ventline VA415
	092696-01-710	EA	Socket - Light - Ventline CB267-2
	096983-01-708	EA	Lens - Lamp - Ventline CC179
	096983-01-707	EA	Filter - Grease - 8" x 8" - LVS CC246
	079353-01-704	EA	Circuit Board - Tanks - LVS 5062
	075470-01-703	EA	Switch - ON/Momentary - Jensen RP1016
	075470-01-705	EA	Switch - On/Off/On Momentary - Jensen RP1014
	092696-01-701	EA	Knob - Cable Lever - Plastic - Black - Ventline CC225
	096983-01-709	EA	Switch & Lever - Module - 17 1/2" - Ventline CB547-4
	092696-01-703	EA	Fuse Holder - Ventline CC195
	079353-01-700	EA	Test Connector - LVS 7904
	092696-02-01A	EA	Vent - Range Hood - w/Door - Off White
NOTE: Items indented below assembly are serviceable parts for that assembly.			

1990 ITASCA  
TABLE OF CONTENTS

INTRODUCTION	A-01 - A-02
ABBREVIATIONS	A-03
ALPHABETICAL/GROUP REFERENCE	A-04 - A-06
IF424RC	A-07 - D-12
IF426RT	D-13 - G-16
IF427RT	G-17 - K-03

1990 IF427RT INDEX

Floor Plan	G-17 - G-18
Accessories Group	G-19 - G-22
Bath Group	G-23 - G-24
Bedroom Group	H-01 - H-02
Chassis Group	H-03 - H-07
Curtain, Cushion & Pad Group	H-08 - H-16
Dinette Group	H-17 - H-18
Driver's Compartment Group	H-19 - H-21
Electrical Group	H-22 - I-01
Exterior Body Group	I-02 - I-06
Galley Group	I-07 - I-12
Heating & Air Conditioning Group	I-13 - I-14
Interior Finish Group	I-15 - I-17
Labels Group	I-18 - J-01
LP Group	J-02
Lounge Group	J-03 - J-04
Sealants & Fasteners Group	J-05 - J-07
Water & Sewage Group	J-08 - J-11
Window, Vent & Exterior Door Group	J-12 - K-03

GALLEY GROUP (CONTINUED)

GALLEY APPLIANCES (CONTINUED)

Key	Part Number	U/M	Description
	055282-04-000	EA	Range w/Oven - 4 Burner - Almond - Magic Chef BT16NA-4Z-50
	055282-03-700	EA	Thermostat - Magic Chef 993-476
	055282-03-702	EA	Knob - Thermostat - Magic Chef 50-20281
	055282-03-708	EA	Bumper - Main Top - Plastic Plug - Magic Chef 744-176
	049045-01-742	EA	Burner Asm. - Oven - Magic Chef 50-20216
	081374-02-701	EA	Regulator - Pressure - Magic Chef 976-27
	049045-01-703	EA	Valve - Top Burner - Magic Chef 997-584
	064782-02-705	EA	Handle - Oven Door - Black - Magic Chef 50-25104
	049045-01-728	EA	Broiler Pan w/o Insert - Magic Chef 50-22114-2
	064782-02-709	EA	Glass - Oven Door - Magic Chef 50-26096
	098507-02-703	EA	Glass - Oven Door - Outer - Magic Chef 50-27036-1
	098507-02-704	EA	Panel - Oven Door - Ebony - Magic Chef 2401F082-70
	098507-01-700	EA	Panel - Oven Door - Almond - Magic Chef 2401F075-74
	098507-02-700	EA	Filter - Pilot - Magic Chef 735-126
	098507-02-702	EA	Deflector - Vent - Magic Chef 50-27039-1
	098507-02-701	EA	Insert - Burner (Slotted Vent) - Magic Chef 7214P015-60
	064782-02-701	EA	Shield - Deflector Flue - Black - Magic Chef 50-25039-1
	049045-01-741	EA	Insert - Broiler Pan - Magic Chef 5022119-1 or 2
	064782-02-710	EA	Bracket - Front Glass - Magic Chef 56-62097
	064782-02-712	EA	Grate - Top Burner - Square Holes - Magic Chef 50-25439
	064782-02-714	EA	Fitting - Pipe Nipple - 1/8" - Magic Chef 863-1
	064782-02-708	EA	Valve - Mercury Control - Magic Chef 999-626
	064782-02-711	EA	Top - Main - Almond - 4 Burner - Magic Chef 50-27764A
	064782-02-712	EA	Grate - Top Burner - Square Holes - Magic Chef 50-25439
	064782-02-715	EA	Clip - Grate - Magic Chef 413-00015
	081374-03-000	EA	Range Top - 4 Burner w/o Oven - Magic Chef BT85NA-4 (Option L1351A)
	081374-03-700	EA	Trim - Cab - Rear - Almond - Magic Chef 3608F016-74
	081374-03-701	EA	Trim - Cab - Front - Almond - Magic Chef 3608F015-74
	081374-03-704	EA	Regulator - Pressure - Magic Chef 7510P032-60
	081374-03-703	EA	Trim - Back - Almond - Magic Chef 3608F009-74
	049045-01-703	EA	Valve - Top Burner - Magic Chef 997-584
	064782-02-712	EA	Grate - Top Burner - Square Holes - Magic Chef 50-2543
	064782-02-715	EA	Clip - Grate - Magic Chef 413-00015
	081374-03-000	EA	Range Top - 4 Burner w/o Oven - Magic Chef BT 85 NA-4
	081374-03-700	EA	Trim - Cab - Rear - Almond - Magic Chef 3608F016-74
	081374-03-701	EA	Trim - Cab - Front - Almond - Magic Chef 3608F015-74
	081374-03-704	EA	Regulator - Pressure - Magic Chef 7510P032-60
	081374-03-705	EA	Trim - Back - Almond - Magic Chef 3608F009-74
	049045-01-703	EA	Valve - Top Burner - Magic Chef 997-584
	064782-02-712	EA	Grate - Top Burner - Square Holes - Magic Chef 50-2543
	064782-02-715	EA	Clip - Grate - Magic Chef 413-00015
	064782-02-711	EA	Top - Main - Almond - 4 Burner Square - Magic Chef 50-27764A
	085280-03-000	EA	Cover - Burner - Range w/Oven - Bi-Fold - Almond - Magic Chef KL22A-1
	085280-04-000	EA	Cover - Burner - Range w/o Oven - Bi-Fold - Almond - Magic Chef KL16A-1
	091269-03-000	EA	Oven - Microwave - Magic Chef M16-10PB
	091269-03-701	EA	Plate - Ceramic - 9.5" Dia. - Magic Chef 246-005
	091269-03-702	EA	Clip - Oven Shelf - White - Magic Chef 201-0044
	091269-05-000	EA	Oven - Microwave - Magic Chef M15E-9PB

\* These parts are used with Option L1351A

NOTE: Items indented below assemblies are serviceable parts for that assembly.

GALLEY GROUP (CONTINUED)

GALLEY HARDWARE

Key	Part Number	U/M	Description
	098654-01-000	EA	Sink - Stainless Steel - Double
	066437-01-000	EA	Strainer - w/Basket - Sink
	011053-04-000	EA	Faucet - Swing Spout - 8"
	091253-01-000	EA	Gasket - Faucet
	081530-01-AA8	EA	Cover Asm. - Sink (AD5)
	081530-01-AA8	EA	Cover Asm. - Sink (AD6)
	081530-01-AA9	EA	Cover Asm. - Sink (AD7)
	011091-02-000	EA	Continuous Waste - Double Sink
	074981-01-000	EA	Cutting Board - Unfinished - Maple
	077409-02-000	EA	Drawer Slide - Plastic - 20.75"
	077404-02-000	EA	Drawer - Plastic - 20" x 12.7"
	093288-03-01A	EA	Tray - Silverware - 10.2" x 17.6" - Plastic - Beige
	100081-01-01A	EA	Tray - Silverware - 9" x 13.3" - Plastic - Almond - Rubbermaid
	092487-01-Y15	EA	Rack Asm. - Spice
	081587-01-000	EA	Bracket - Tiedown - Range - Right Side
	081587-02-000	EA	Bracket - Tiedown - Range - Left Side
	063752-01-000	EA	Shroud - Range - 18.5" x 20.6" x 16.2" - Metal - Off White
	094750-01-000	EA	Bracket - Microwave - 90° - Steel
	094756-01-01A	EA	Bracket - "L" - Microwave - 4.6" Long x 3.9" Wide - Steel - Tan
	094745-01-01A	EA	Trim - Microwave - Lower - Black
	094774-01-01A	EA	Trim - Microwave - Either Side - .5" x 14.8" - Metal - Black
	094774-03-01A	EA	Trim - Microwave - Either Side - 1.5" x 14.8" - Metal - Black
	054450-01-000	EA	Level - Refrigerator

1990 ITASCA  
TABLE OF CONTENTS

INTRODUCTION	A-01 - A-02
ABBREVIATIONS	A-03
ALPHABETICAL/GROUP REFERENCE	A-04 - A-06
IF424RC	A-07 - D-12
IF426RT	D-13 - G-16
IF427RT	G-17 - K-03

1990 IF427RT INDEX

Floor Plan	G-17 - G-18
Accessories Group	G-19 - G-22
Bath Group	G-23 - G-24
Bedroom Group	H-01 - H-02
Chassis Group	H-03 - H-07
Curtain, Cushion & Pad Group	H-08 - H-16
Dinette Group	H-17 - H-18
Driver's Compartment Group	H-19 - H-21
Electrical Group	H-22 - I-01
Exterior Body Group	I-02 - I-06
Galley Group	I-07 - I-12
Heating & Air Conditioning Group	I-13 - I-14
Interior Finish Group	I-15 - I-17
Labels Group	I-18 - J-01
LP Group	J-02
Lounge Group	J-03 - J-04
Sealants & Fasteners Group	J-05 - J-07
Water & Sewage Group	J-08 - J-11
Window, Vent & Exterior Door Group	J-12 - K-03

HEATING & AIR CONDITIONING GROUP

FURNACES

Key	Part Number	U/M	Description
	009198-01-000	FT	Duct - Flexible - 4" ID x 25'
	069636-02-000	EA	Connector Duct
	056462-05-000	EA	Register - 4" Dia. - Plastic - w/o Damper
	009200-01-000	EA	Tape - Furnace - 1 1/2"
	023146-01-000	EA	Clamp - Screw Type - 4"
	093365-01-000	EA	Thermostat - Furnace - Suburban (Wall)
	090039-05-000	EA	Furnace - 30,000 BTU - Suburban
	090039-05-700	EA	Thermostat
	090039-05-701	EA	Combustion Chamber Asm.
	090039-05-702	EA	Gasket - Manifold
	090039-05-703	EA	Manifold Pipe Asm.
	090039-05-704	EA	Combustion Chamber Asm.
	090039-05-705	EA	Wheel - Combustion Air
	090039-05-706	EA	Combustion Air Housing Asm.
	090039-05-707	EA	Gasket - Motor
	090039-05-708	EA	Gasket - Crossover Tube Housing
	090039-05-709	EA	Crossover Tube Asm.
	090039-05-710	EA	Gasket - Crossover Tube Chamber
	090039-05-711	EA	Blower Housing Asm. - Room Air

NOTE: Items indented below assemblies are serviceable parts for that assemblies.

ROOF AIR CONDITIONER (OPTION L29D3A)

Key	Part Number	U/M	Description
	092440-01-000	EA	Air Conditioner - Roof - 13,500 BTU
	092441-01-000	EA	Ceiling Asm. - A/C - 220 Volt

HEATING & AIR CONDITIONING GROUP (CONTINUED)

ROOF AIR CONDITIONING - 13,500 BTU (OPTION L29D1A)

Key	Part Number	U/M	Description
	093763-01-04A	EA	Air Conditioner - 110 Volt & Roof Mount - 13,500 BTU - TSR
	093763-04-700	EA	Shroud - Roof A/C - w/o Logos
	093306-01-701	EA	Decal Pkg. - Left & Right
	091225-01-709	EA	Start Relay
	091225-01-710	EA	Start Capacitor
	073742-02-704	EA	Run Capacitor (Compressor)
	081606-01-708	EA	Limit Switch
	093763-01-712	EA	Fan Blade - Condenser
	076303-01-712	EA	Motor
	093763-01-702	EA	Overload
	093763-01-703	EA	Impellor - 7" Dia. x 2.8" Wide
	093763-01-704	EA	Capacitor - Fan
	093763-01-707	EA	Evaporator Coil
	093763-01-708	EA	Condenser Coil
	093763-01-709	EA	Compressor
	102289-01-000	EA	Spring - Screw - Roof A/C Gasket
	093764-01-000	EA	Ceiling Asm. - A/C Cool Only - TSR
	042204-01-709	EA	Thermostat In - 64 - Out - 58
	042205-01-702	EA	Thermostat In - 89 - Out - 58
	073742-01-701	EA	Selector Switch (5 Terminal)
	073742-01-703	EA	Decal - "Heat & Cool"
	093763-01-705	EA	Decal - "Heat/Cool" - Thermostat
	091225-01-713	EA	Knob (2 per package)
	081606-01-712	EA	Ceiling Shroud (Ivory)
	073742-01-702	EA	Decal "Cool Only"
	076303-01-707	EA	Filter - 6" x 14 3/4" x 1/2" 12 per Pkg.
	093763-01-710	EA	Single Parts Package
	093763-01-711	EA	Gasket Package
	091225-01-717	EA	Decal - Thermostat - "Cool Only"

NOTE: Items indented below assemblies are serviceable parts

REAR AUXILIARY HEATER - W/MOTOR AID (OPTION L6111A)

Key	Part Number	U/M	Description
	084405-01-000	EA	Heater Asm. - Rear - Ducted - w/Motor Aid - Evans
	084405-01-700	EA	Heater Core
	084405-01-701	EA	Fan Blades
	084405-01-702	EA	Motor Asm. - 12 Volt
	084374-01-000	EA	Bracket - Switch - Heater - Right Hand
	084374-02-000	EA	Bracket - Switch - Heater - Left Hand
	084404-01-000	EA	Switch - Off/Low/Med/High - Black
	084410-01-000	EA	Decal - Rear Auto Heater
	079059-01-000	EA	Hose - 90° - 5/8" I.D. x 4" x 36"
	058906-04-000	EA	Control Panel - Rear Heater - 5.5" Wide - Beige Plastic
	083610-01-000	EA	Clamp - Wire - Dual - Unequal Dia. - .75" & 1.25"
	062401-04-000	EA	Clamp - Hose Wormgear - .69" - 1.25"
	010497-06-000	EA	Tee - Barb - 5/8" x 5/8"

NOTE: Items indented below assemblies are serviceable parts for that assembly.

1990 ITASCA  
TABLE OF CONTENTS

INTRODUCTION	A-01 - A-02
ABBREVIATIONS	A-03
ALPHABETICAL/GROUP REFERENCE	A-04 - A-06
IF424RC	A-07 - D-12
IF426RT	D-13 - G-16
IF427RT	G-17 - K-03

1990 IF427RT INDEX

Floor Plan	G-17 - G-18
Accessories Group	G-19 - G-22
Bath Group	G-23 - G-24
Bedroom Group	H-01 - H-02
Chassis Group	H-03 - H-07
Curtain, Cushion & Pad Group	H-08 - H-16
Dinette Group	H-17 - H-18
Driver's Compartment Group	H-19 - H-21
Electrical Group	H-22 - I-01
Exterior Body Group	I-02 - I-06
Galley Group	I-07 - I-12
Heating & Air Conditioning Group	I-13 - I-14
Interior Finish Group	I-15 - I-17
Labels Group	I-18 - J-01
LP Group	J-02
Lounge Group	J-03 - J-04
Sealants & Fasteners Group	J-05 - J-07
Water & Sewage Group	J-08 - J-11
Window, Vent & Exterior Door Group	J-12 - K-03

INTERIOR FINISH GROUP

FABRIC & FLOOR COVERING

Key	Part Number	U/M	Description
	096008-28-000	YD	Fabric - Upholstery - Plain Velour (AD5)
	096008-30-000	YD	Fabric - Upholstery - Plain Velour (AD6)
	096008-37-000	YD	Fabric - Upholstery - Dotted Velour (AD5)
	096008-25-000	YD	Fabric - Upholstery - Dotted Velour (AD6)
	096008-35-000	YD	Fabric - Upholstery - Woven Velour (AD7)
	096008-18-000	YD	Fabric - Upholstery - Patterned Velour (AD5)
	096008-19-000	YD	Fabric - Upholstery - Patterned Velour (AD6)
	096008-20-000	YD	Fabric - Upholstery - Patterned Weave (AD7)
	088273-41-000	YD	Fabric - Bedspread/Curtain - Patterned (AD5, AD6)
	088273-42-000	YD	Fabric - Bedspread/Curtain - Patterned (AD7)
	072333-70-000	YD	Fabric - Curtain - Plain (AD5)
	072333-71-000	YD	Fabric - Curtain - Plain (AD6)
	072333-72-000	YD	Fabric - Curtain - Plain (AD7)
	081926-01-000	YD	Backing - Quilting - White
	087272-01-000	YD	Lining - Drapery - 48" Ivory
	079680-01-000	YD	Vinyl - Expanded - Buckskin (End Caps)
	079660-09-000	YD	Vinyl - Off White
	017034-02-000	SF	Plastic - Carpet Runner - 4' Wide - Clear Poly
	096060-11-000	SY	Carpet - Amethyst (AD5)
	096060-03-000	SY	Carpet - Eclipse Grey (AD6)
	096060-12-000	SY	Carpet - Tumbleweed (AD7)

INTERIOR MOLDINGS & TRIMS

Key	Part Number	U/M	Description
	069733-70-000	EA	Batt Strip - Regal Oak - 8' (Woodgrain)
	088263-30-000	EA	Batt Strip - Crossilk - Spatter (Ceiling)
	088263-42-000	EA	Batt Strip - Pastel - 8' (Main Wall) (AD5, AD6)
	088263-33-000	EA	Batt Strip - Dove - 8' (Main Wall) (AD7)
	085284-26-000	FT	Batt Strip - Pastel - Adhesive Tape (AD5, AD6)
	085284-27-000	FT	Batt Strip - Dove - Adhesive Tape (AD7)
	086229-01-000	EA	Retainer - Batten - Ceiling - .75" Wide - 7' 6"
	086229-04-000	EA	Batten - 1" - Ceiling Molding - Ivory
	065740-01-000	EA	Brace - Cabinet Corner - Plastic
	082111-01-000	EA	Cover - Roof Break - 2.28" Wide - Champagne
	009809-17-000	EA	Molding - Corner - Outside - 1" Plastic - Light Oak
	085746-01-000	FT	J-Trim - Carpet - 1.2" x .5" Angle - 10' Long - Beige
	009812-17-000	EA	F-Molding - 5" - Regal Oak
	009815-09-000	FT	T-Molding - .75" - Modern Ivory
	083620-01-000	FT	T-Molding - w/Edge Lips - .75" - Brown
	083620-04-000	FT	T-Molding - w/Edge Lips - .75" - Light Oak
	076325-16-000	FT	Molding - Edge Band - 1 5/16" Wide - Regal Oak
	086279-02-000	FT	Trim - Insert - 9" - Plastic - Off White
	022992-08-000	FT	Molding - Reverse Cove - T-Shaped - Vinyl - Off White
	042357-11-000	EA	Molding - Corner - Radius - 1.5" x 7" - Plastic - Lt. Oak
	081294-02-000	EA	Molding - Shelf - Notched Wood - 8" Long
	078323-05-W24	EA	Molding - Wall Cap - 77.17"
	078323-06-X14	EA	Molding - Wall Cap - Lips Both Sides - 6' 5" Long
	077840-01-000	EA	Molding - Wall Cap - 1 4" x 8" - L-Shaped Wood
	081521-02-007	EA	Mount - Metal - For Radius Corner Molding - 12.5'
	080176-02-000	EA	Corner Cap - Radius Corner Molding - Lt. Oak
	070504-01-000	FT	U-Channel - 65 - Light Brown
	009778-07-000	FT	U-Channel - 1" - Regal Oak
	009767-10-000	FT	Welling - Mahogany
	009767-12-000	FT	Welling - Off White
	093873-01-02A	EA	Trim - Carpet - L-Angle - 1.1" x 1.3" x 12' - Vinyl - Tan
	100659-01-AA61	EA	Trim - Floor - 72" x 1" x 1/2" - Wood
	078539-01-000	EA	Trim - Cab Carpet - Passenger Side - 29" Long
	078539-02-000	EA	Trim - Cab Carpet - Driver Side - 29" Long
	047034-02-000	SF	Plastic - Carpet - 4' Wide - Clear
	086279-02-000	FT	Trim Insert - .9" Plastic - Off White

INTERIOR FINISH GROUP (CONTINUED)

PANELING & COUNTERTOP

Key	Part Number	U/M	Description
	074497-10-000	SF	Paneling - Regal Oak - 48" x 84" (Cabinets)
	074497-14-000	SF	Paneling - Crossilk - 48" x 84" (Ceiling)
	088272-63-000	SF	Paneling - Decor - Pastel - 48" x 84" (Main Wall) (AD5, AD6)
	088272-62-000	SF	Paneling - Decor - Dove - 48" x 84" (Main Wall) (AD7)
	088272-38-000	SF	Paneling - Decor - Bone - 48" x 84" (Wet Bath)
	088272-72-000	SF	Paneling - Shower - Travertine White - 4' x 7' (28 SF)
	083618-02-000	SF	Plywood - Oak - 1 Side Finished - 3/16" x 4' x 8' (32 SF)
	074498-32-000	SF	Plastic - Laminate - Neutral - 60" x 96" (Countertop) (AA5, AD7)
	074498-31-000	SF	Plastic - Laminate - Gray - 60" x 96" (Countertop) (AD5, AD6)
	093743-01-02A	SF	Plastic - ABS - 11.5" Wide - Off White - Roof
	074498-24-000	SF	Plastic - Laminate - Regal Oak - 60" x 96" (Countertop)
	076325-16-000	FT	Edge Molding - Regal Oak
These parts were used from 4/9/91 on.			

CABINETRY & TABLE HARDWARE

Key	Part Number	U/M	Description
	076767-02-000	EA	Cable - 1/16" x 16.5" - SST
	077404-02-000	EA	Drawer - Plastic - 20" x 12.7" - Beige
	077409-02-000	EA	Slide - Plastic Drawers
	009059-01-000	EA	Hinge - 2" - Brass
	064781-05-000	EA	Cup Holder - Two Step - Beige
	024281-07-000	EA	Bracket - Lower Wall Mount
	053200-05-000	EA	Bracket - Upper Wall Mount - 23.5" - Beige
	024275-05-000	EA	Rcd - Table Lift
	049493-08-000	EA	Catch - Table Leg - Mounts on Floor
	092593-01-04A	EA	Catch - Leg Mounted - Round - 1.4" Dia. - Beige
	088410-G1-000	EA	Hanger - Table
	062046-01-000	EA	Clip - Leg - Pedestal Table - 1.7" x 2.2"
	041194-01-000	EA	Base - Pedestal Table - Flush Mount (Option L63B)
	092707-01-01A	EA	Molding - Wood Table Leg - 27" - Regal Oak
	093550-01-000	EA	Bracket - Hinge - Mounts To Leg & Table Top - 1.7" x 2.6"
	009040-06-000	EA	Leg - Pedestal Table - 27.5" (Option L63B)
	016604-03-000	EA	Brace - Cabinet - "L" Angle - 2.5" - Beige
	084466-02-000	EA	Slide - Drawer - Right Side - Drawer Mounted
	084466-03-000	EA	Slide - Drawer - Left Side - Drawer Mounted
	084466-04-000	EA	Slide - Cabinet - Right Side - 17.3" to 31.1"
	084466-05-000	EA	Slide - Cabinet - Left Side - 17.9" to 31.1"

MISCELLANEOUS

Key	Part Number	U/M	Description
	033552-02-AA8	EA	Handle Asm. - Assist - Vinyl - Beige
	094499-01-000	EA	Fire Extinguisher - 10 BC - w/Bracket (US)
	094490-01-700	EA	Bracket - Mounting - Fire Extinguisher
	072852-01-000	EA	Smoke Detector w/9 Volt Battery
	054185-35-000	EA	Owners Manual - 1990

1990 ITASCA  
TABLE OF CONTENTS

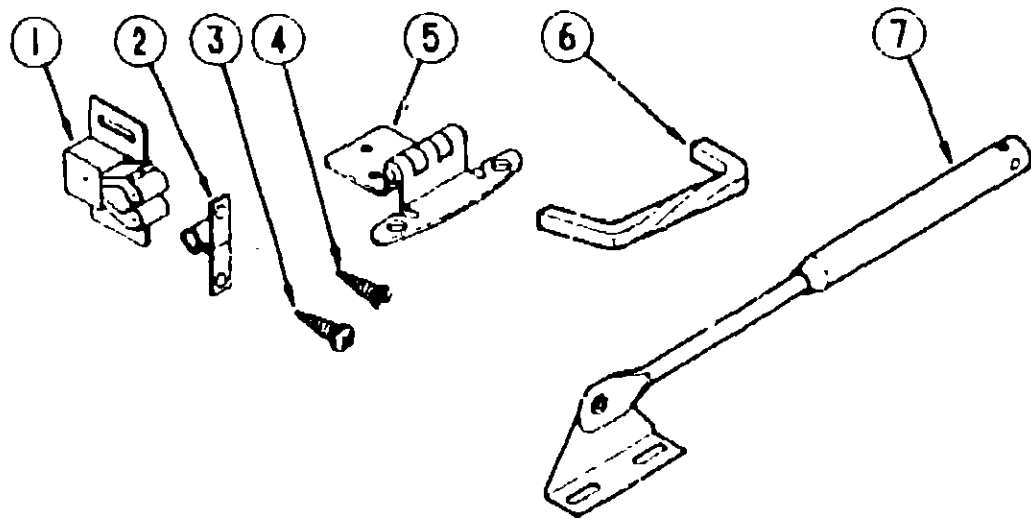
INTRODUCTION	A-01 - A-02
ABBREVIATIONS	A-03
ALPHABETICAL/GROUP REFERENCE	A-04 - A-06
IF424RC	A-07 - D-12
IF426RT	D-13 - G-16
IF427RT	G-17 - K-03

1990 IF427RT INDEX

Floor Plan	G-17 - G-18
Accessories Group	G-19 - G-22
Bath Group	G-23 - G-24
Bedroom Group	H-01 - H-02
Chassis Group	H-03 - H-07
Curtain, Cushion & Pad Group	H-08 - H-16
Dinette Group	H-17 - H-18
Driver's Compartment Group	H-19 - H-21
Electrical Group	H-22 - I-01
Exterior Body Group	I-02 - I-06
Galley Group	I-07 - I-12
Heating & Air Conditioning Group	I-13 - I-14
Interior Finish Group	I-15 - I-17
Labels Group	I-18 - J-01
LP Group	J-02
Lounge Group	J-03 - J-04
Sealants & Fasteners Group	J-05 - J-07
Water & Sewage Group	J-08 - J-11
Window, Vent & Exterior Door Group	J-12 - K-03



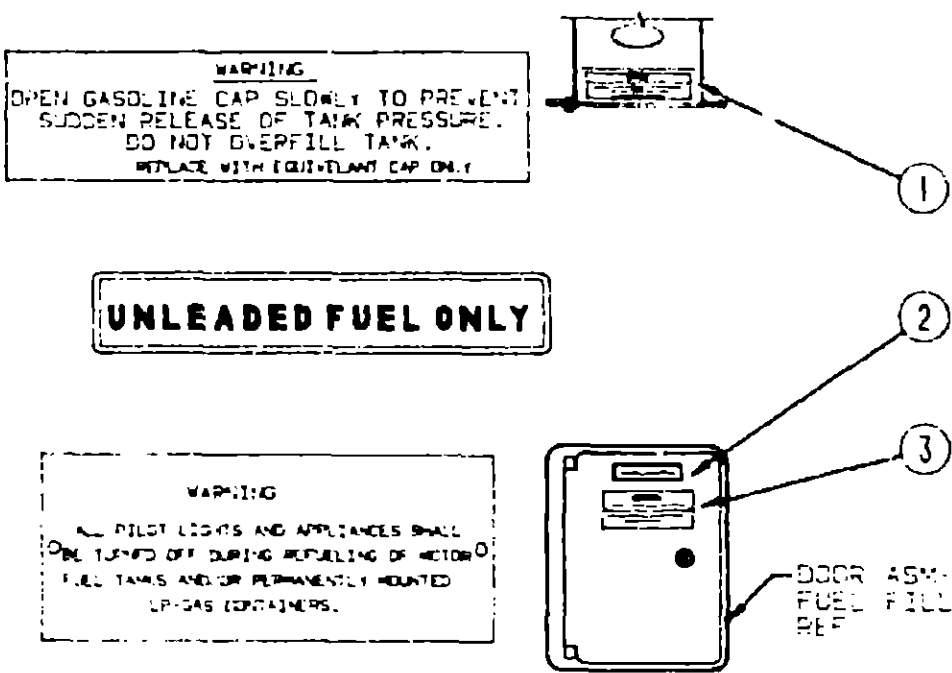
INTERIOR FINISH GROUP (CONTINUED)



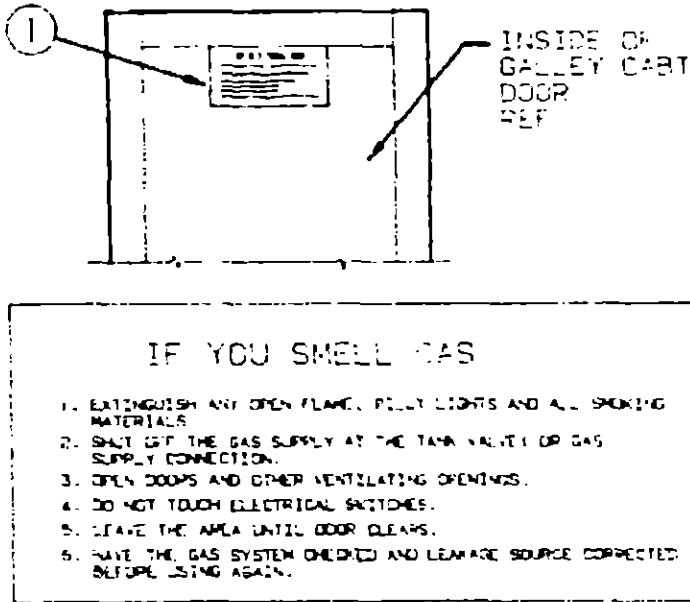
CABINET DOOR HARDWARE

Key	Part Number	U/M	Description
1	093586-03-000	EA	Catch - Spring Roller
2	093586-04-000	EA	Strike - Steel Spring
3	000G68-06-10G	EA	Screw - 6-18 x 5/8 POH - Antique Brass
4	000G13-06-10G	EA	Screw - 6-20 x 5/8 PFH - Antique Brass
5	059777-02-000	EA	Hinge - Cabinet Door - Burnished Brass
6	088264-01-000	EA	Pull - Cabinet - Polished Brass
7	074493-02-000	EA	Support - Piston Spring - Overhead Door

LABELS GROUP



Key	Part Number	U/M	Description
1	087207-05-000	EA	Label - Fuel Cap Removal
2	062043-01-000	EA	Label - Unleaded Fuel
3	006040-01-000	EA	Tag - Gas Refueling Warning (US)
3	006040-02-000	EA	Tag - Gas Refueling Warning (CSA)



Key	Part Number	U/M	Description
1	073998-01-000	EA	Label - LPG - Odor Warning

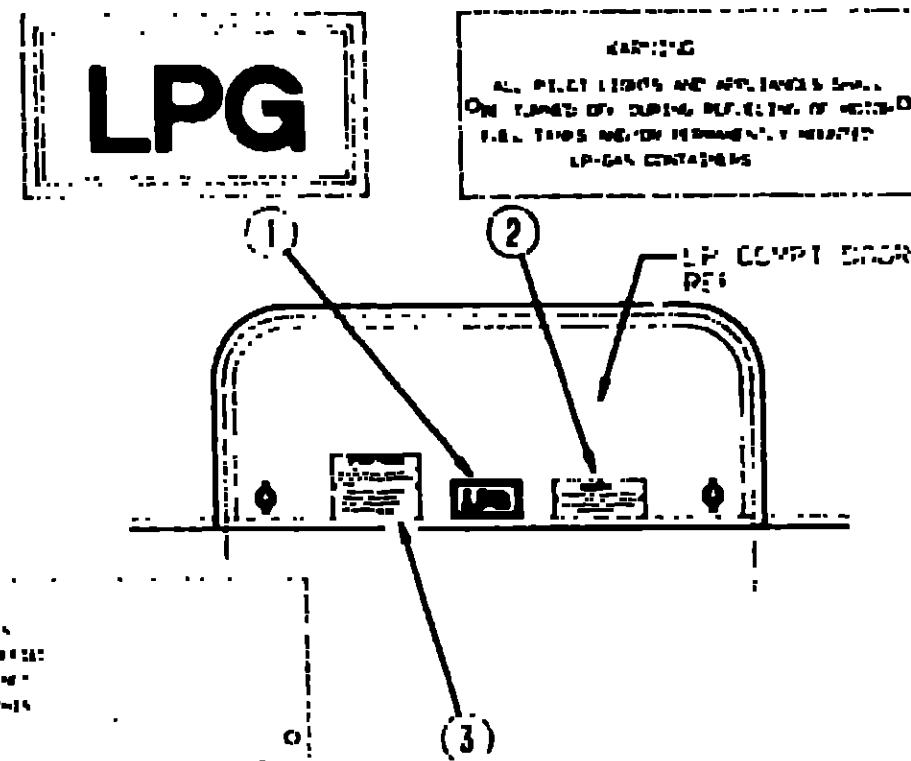
1990 ITASCA  
TABLE OF CONTENTS

INTRODUCTION	A-01 - A-02
ABBREVIATIONS	A-03
ALPHABETICAL/GROUP REFERENCE	A-04 - A-06
IF424RC	A-07 - D-12
IF426RT	D-13 - G-16
IF427RT	G-17 - K-03

1990 IF427RT INDEX

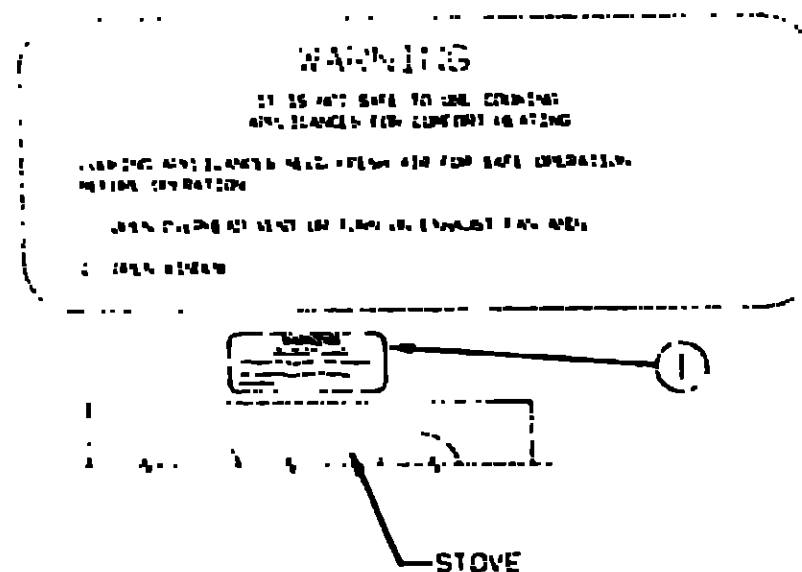
Floor Plan	G-17 - G-18
Accessories Group	G-19 - G-22
Bath Group	G-23 - G-24
Bedroom Group	H-01 - H-02
Chassis Group	H-03 - H-07
Curtain, Cushion & Pad Group	H-08 - H-16
Dinette Group	H-17 - H-18
Driver's Compartment Group	H-19 - H-21
Electrical Group	H-22 - I-01
Exterior Body Group	I-02 - I-06
Galley Group	I-07 - I-12
Heating & Air Conditioning Group	I-13 - I-14
Interior Finish Group	I-15 - I-17
Labels Group	I-18 - J-01
LP Group	J-02
Lounge Group	J-03 - J-04
Sealants & Fasteners Group	J-05 - J-07
Water & Sewage Group	J-08 - J-11
Window, Vent & Exterior Door Group	J-12 - K-03

# LABELS GROUP (CONTINUED)



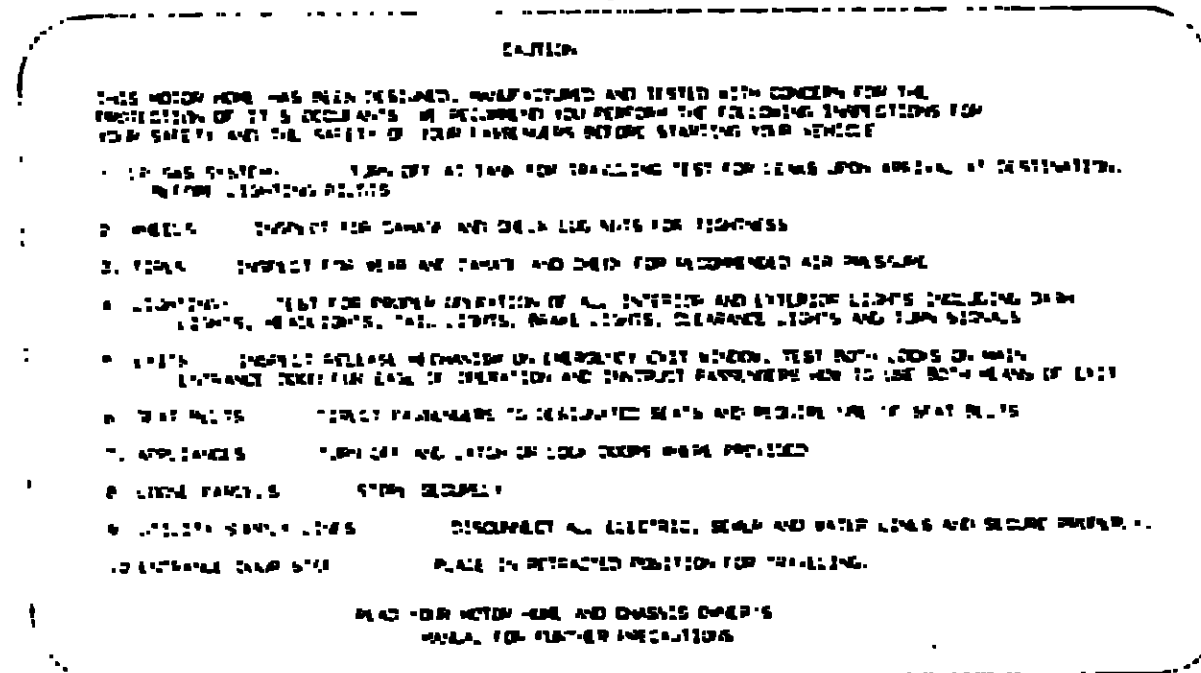
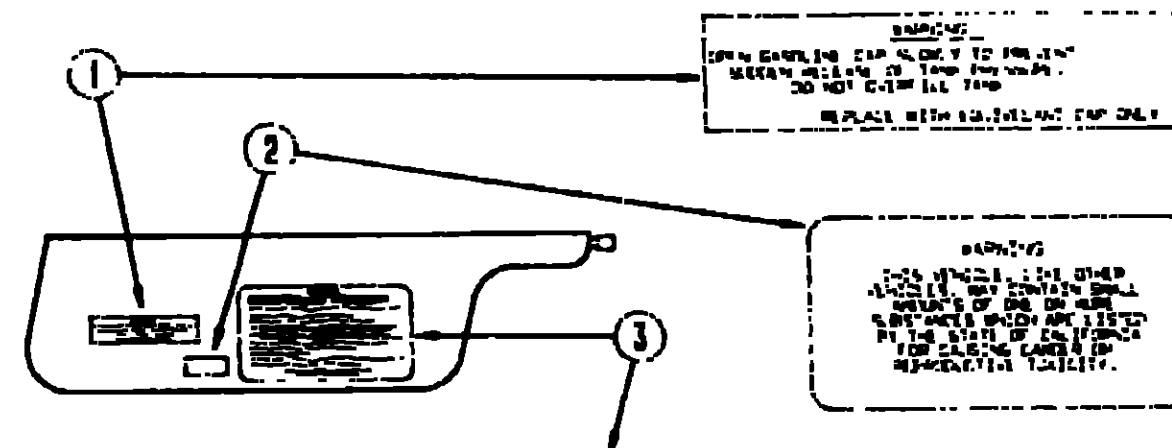
IF THIS SYSTEM  
HAS BEEN INSTALLED  
ON A VEHICLE, IT IS  
THE RESPONSIBILITY  
OF THE INSTALLER  
TO ENSURE THAT  
THE SYSTEM IS  
SAFE AND SOUND.  
IF YOU ARE NOT  
SURE, CONSULT  
A QUALIFIED  
TECHNICIAN.  
DO NOT ATTEMPT  
TO REPAIR OR  
MODIFY THE  
SYSTEM.  
IF YOU ARE  
UNSURE OF THE  
SAFETY OF THE  
SYSTEM, DO NOT  
USE IT.  
IF YOU ARE  
UNSURE OF THE  
SAFETY OF THE  
SYSTEM, DO NOT  
USE IT.

Key	Part Number	U/M	Description
1	074559-01-000	FA	Label - "LPG" - 3 3/4" x 1 7/8" (California Code)
2	006040-01-000	EA	Tag - Gas Refueling Warning (US)
2	006040-02-000	EA	Tag - Gas Refueling Warning (CSA)
3	054531-01-000	EA	Label - LP Gas Only (US)
3	02376J-01-000	EA	Label - LP Gas Only (CSA)

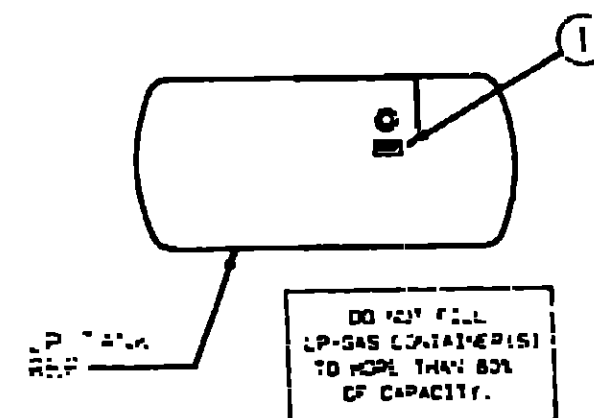


Key	Part Number	U/M	Description
1	050225-01-000	EA	Label - Warning - Stove Vent (US)
1	050222-01-000	EA	Label - Warning - Stove Vent (CSA)

# LABELS GROUP (CONTINUED)



Key	Part Number	U/M	Description
1	087207-05-000	EA	Label - Fuel Cap Removal
2	099689-01-000	EA	Label - Warning - Cancer/Toxicity
3	056259-01-000	EA	Label - Safety Check List



Key	Part Number	U/M	Description
1	079945-01-000	EA	Label - LPG - 80% - Capacity


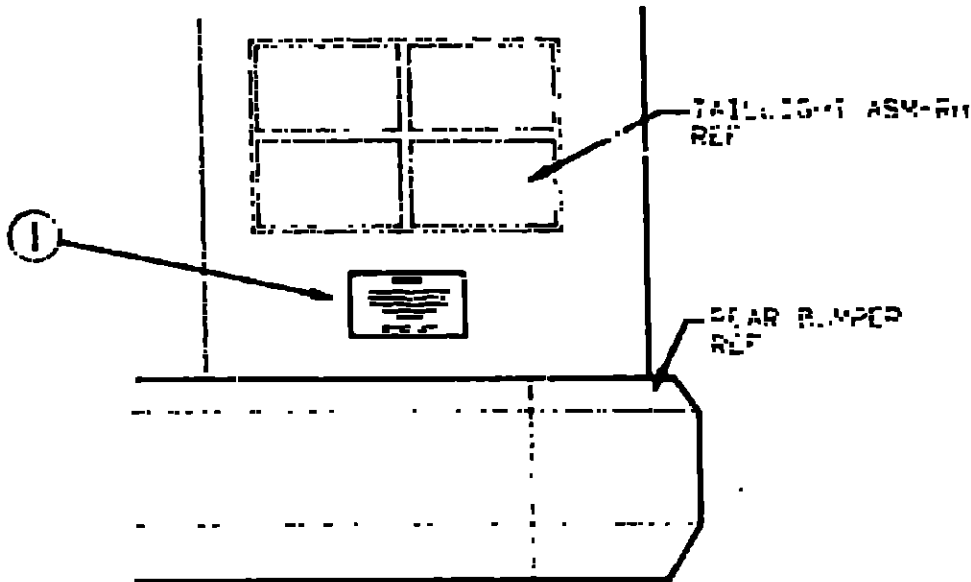
# 1990 ITASCA TABLE OF CONTENTS

INTRODUCTION	A-01 - A-02
ABBREVIATIONS	A-03
ALPHABETICAL/GROUP REFERENCE	A-04 - A-06
IF424RC	A-07 - D-12
IF426RT	D-13 - G-16
IF427RT	G-17 - K-03

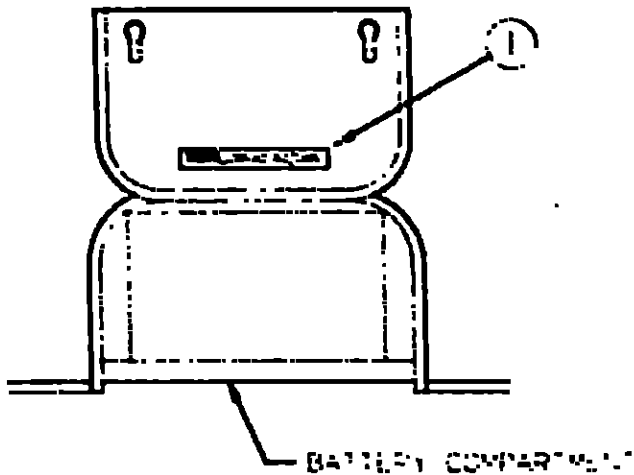
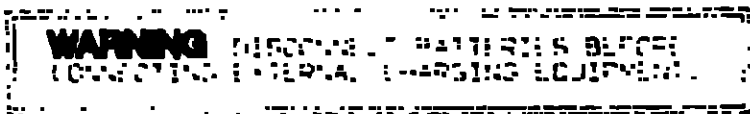
# 1990 IF427RT INDEX

Floor Plan	G-17 - G-18
Accessories Group	G-19 - G-22
Bath Group	G-23 - G-24
Bedroom Group	H-01 - H-02
Chassis Group	H-03 - H-07
Curtain Cushion & Pad Group	H-08 - H-16
Dinette Group	H-17 - H-18
Driver's Compartment Group	H-19 - H-21
Electrical Group	H-22 - I-01
Exterior Body Group	I-02 - I-06
Galley Group	I-07 - I-12
Heating & Air Conditioning Group	I-13 - I-14
Interior Finish Group	I-15 - I-17
Labels Group	I-18 - J-01
LP Group	J-02
Lounge Group	J-03 - J-04
Sealants & Fasteners Group	J-05 - J-07
Water & Sewage Group	J-08 - J-11
Window, Vent & Exterior Door Group	J-12 - K-03

LABELS GROUP (CONTINUED)

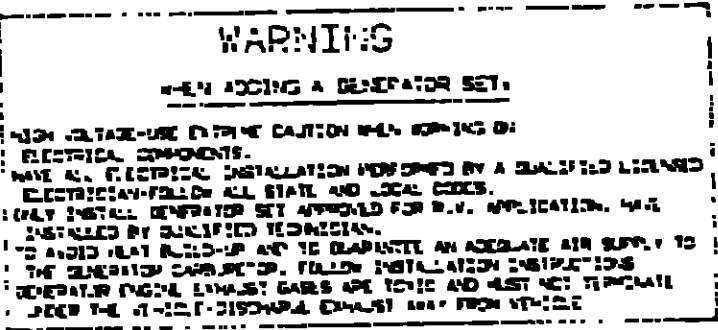
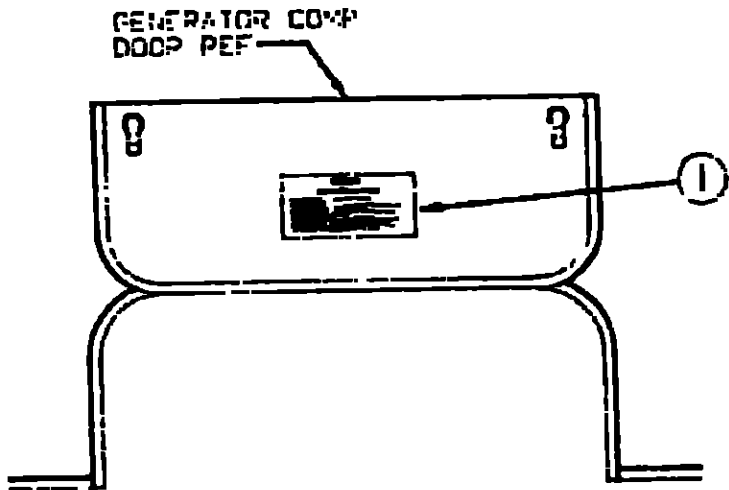


Key 1 Part Number 075220-01-000 U/M Description EA Label - Warning - Exterior Logo

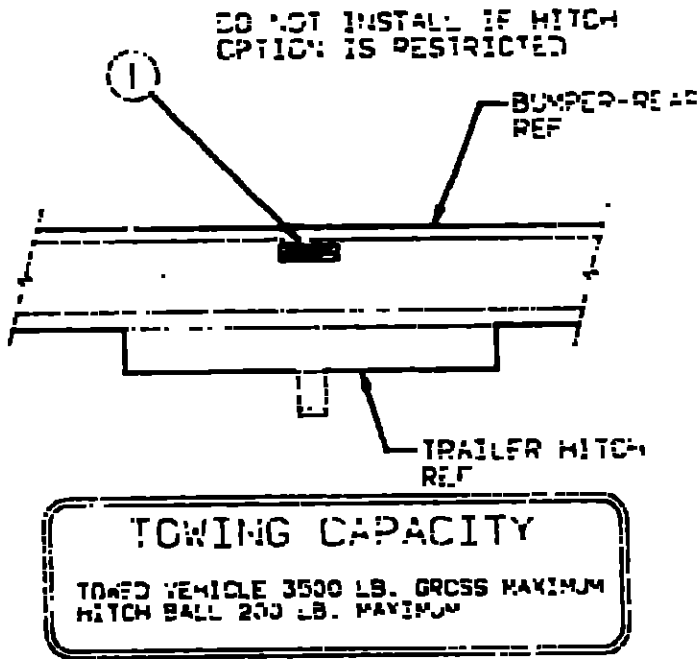


Key 1 Part Number 063748-01-000 U/M Description EA Label - Caution - Battery Charging

LABELS GROUP (CONTINUED)



Key 1 Part Number 077510-01-000 U/M Description EA Label - Generator Prep



Key 1 Part Number 075221-01-000 U/M Description EA Label - Trailer Hitch Capacity

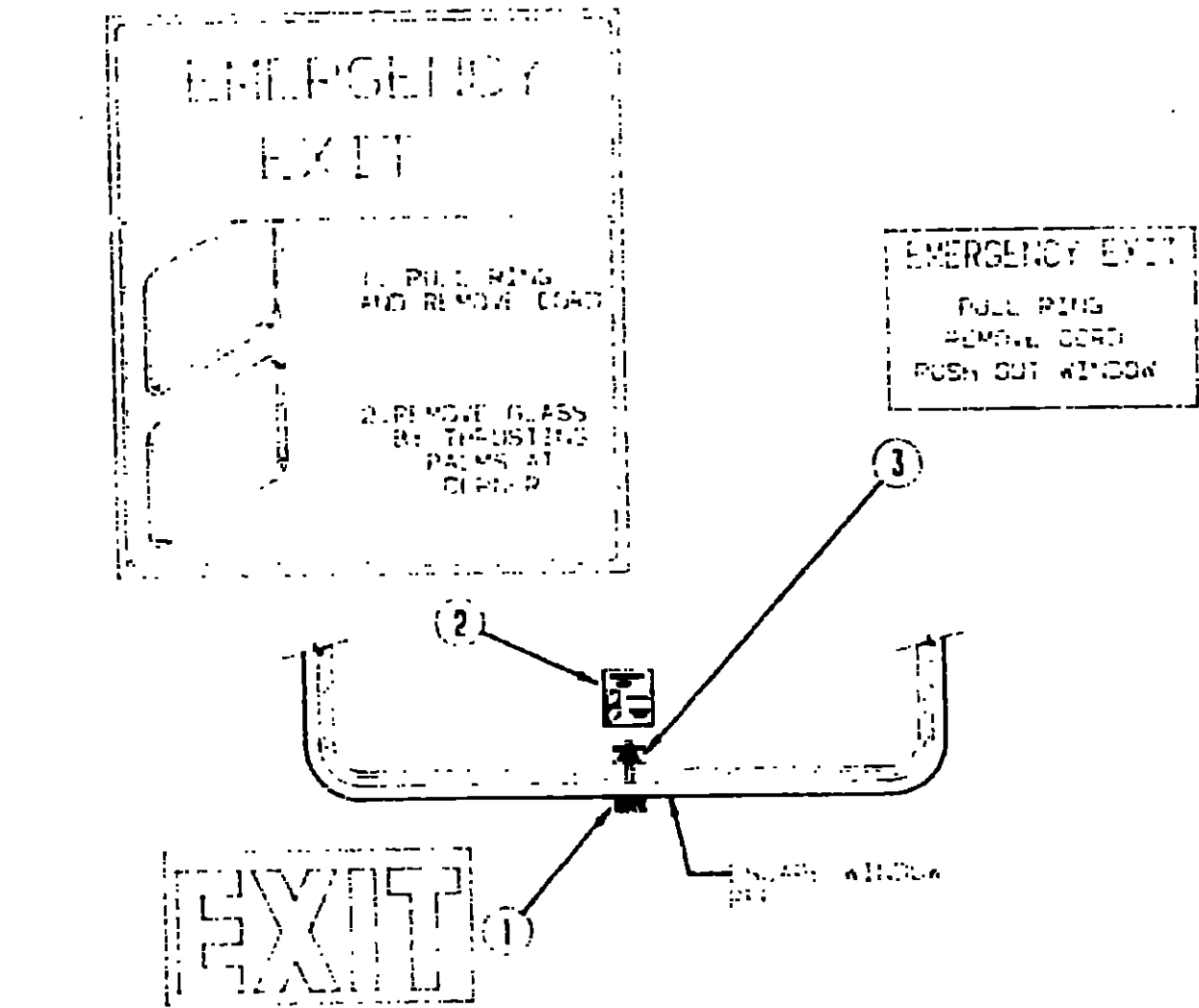
1990 ITASCA  
TABLE OF CONTENTS

INTRODUCTION	A-01 - A-02
ABBREVIATIONS	A-03
ALPHABETICAL/GROUP REFERENCE	A-04 - A-06
IF424RC	A-07 - D-12
IF426RT	D-13 - G-16
IF427RT	G-17 - K-03

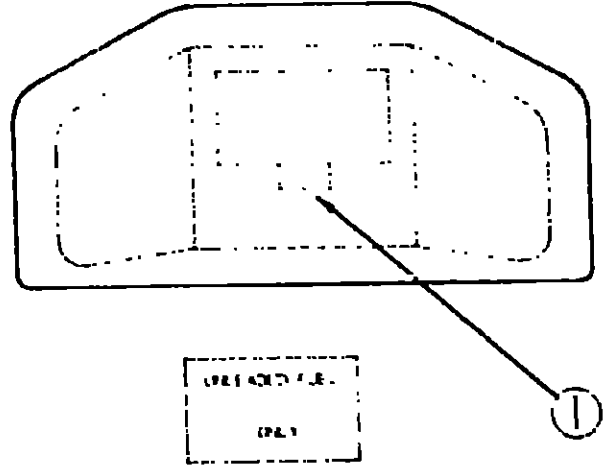
1990 IF427RT INDEX

Floor Plan	G-17 - G-18
Accessories Group	G-19 - G-22
Bath Group	G-23 - G-24
Bedroom Group	H-01 - H-02
Chassis Group	H-03 - H-07
Curtain, Cushion & Pad Group	H-08 - H-16
Dinette Group	H-17 - H-18
Driver's Compartment Group	H-19 - H-21
Electrical Group	H-22 - I-01
Exterior Body Group	I-02 - I-06
Galley Group	I-07 - I-12
Heating & Air Conditioning Group	I-13 - I-14
Interior Finish Group	I-15 - I-17
Labels Group	I-18 - J-01
LP Group	J-02
Lounge Group	J-03 - J-04
Sealants & Fasteners Group	J-05 - J-07
Water & Sewage Group	J-08 - J-11
Window, Vent & Exterior Door Group	J-12 - K-03

LABELS GROUP (CONTINUED)

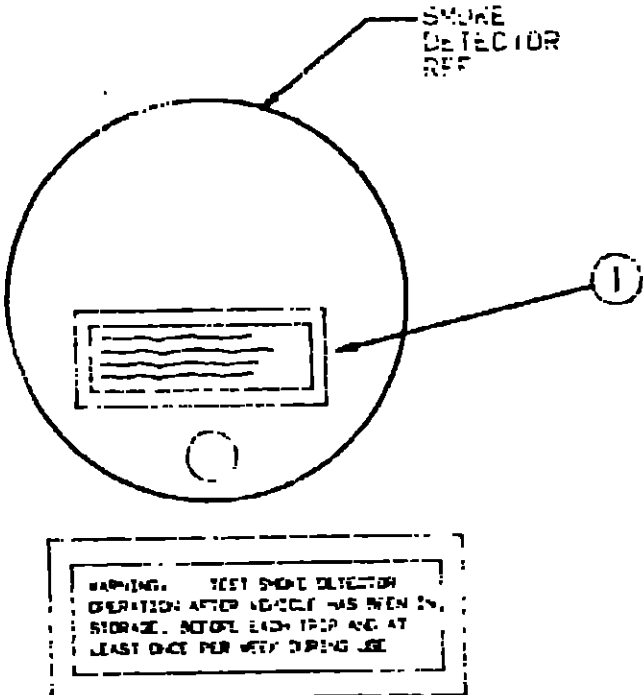


Key	Part Number	U/M	Description
1	039290-01-000	EA	Label - Warning - Exit
2	047731-01-000	EA	Label - Emergency Exit
3	006199-01-000	EA	Label - Exit - Escape Window

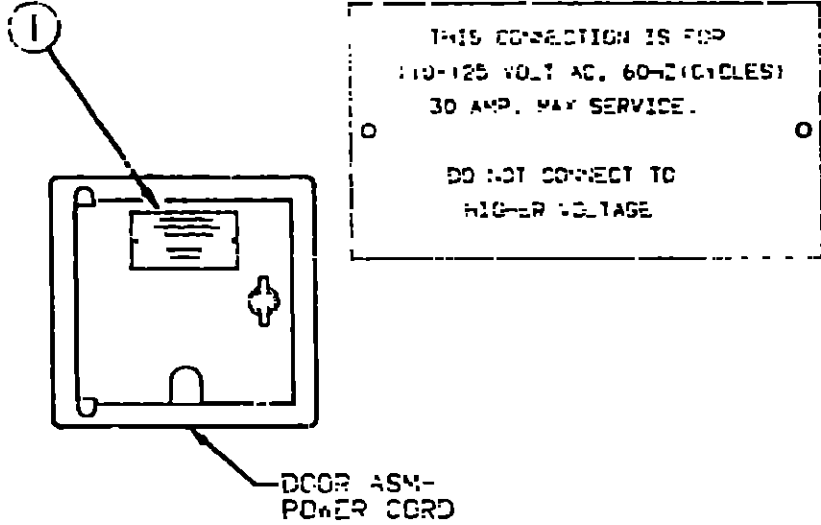


Key	Part Number	U/M	Description
1	061417-01-000	EA	Label - Unleaded Fuel (Dash)

LABELS GROUP (CONTINUED)



Key	Part Number	U/M	Description
1	077956-01-000	EA	Label - Warning - Smoke Detector



Key	Part Number	U/M	Description
1	006062-01-000	EA	Tag - Electrical - 110 Volt Connection

MISCELLANEOUS LABELS

Key	Part Number	U/M	Description
	091243-01-000	EA	Label - A/C Cover
	006019-01-000	EA	Tag - RV1 Approved - Plastic
	006064-01-000	EA	Label - Seat w/o Seat Belt
	079966-01-000	EA	Label - Warning - Stowed Motion
	087236-01-000	EA	Label - Cable - Input
	087236-02-000	EA	Label - TV Outlet

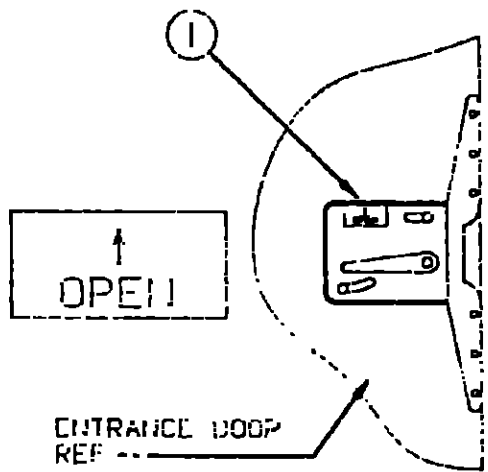
1990 ITASCA  
TABLE OF CONTENTS

INTRODUCTION	A-01 - A-02
ABBREVIATIONS	A-03
ALPHABETICAL/GROUP REFERENCE	A-04 - A-06
IF424RC	A-07 - D-12
IF426RT	D-13 - G-16
IF427RT	G-17 - Y-03

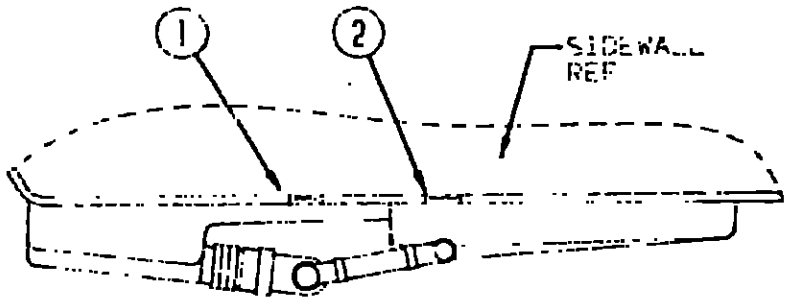
1990 IF427RT INDEX

Floor Plan	G-17 - G-18
Accessories Group	G-19 - G-22
Bath Group	G-23 - G-24
Bedroom Group	H-01 - H-02
Chassis Group	H-03 - H-07
Curtain, Cushion & Pad Group	H-08 - H-16
Dinette Group	H-17 - H-18
Driver's Compartment Group	H-19 - H-21
Electrical Group	H-22 - I-01
Exterior Body Group	I-02 - I-06
Galley Group	I-07 - I-12
Heating & Air Conditioning Group	I-13 - I-14
Interior Finish Group	I-15 - I-17
Labels Group	I-18 - J-01
LP Group	J-02
Lounge Group	J-03 - J-04
Sealants & Fasteners Group	J-05 - J-07
Water & Sewage Group	J-08 - J-11
Window, Vent & Exterior Door Group	J-12 - K-03

LABELS GROUP (CONTINUED)

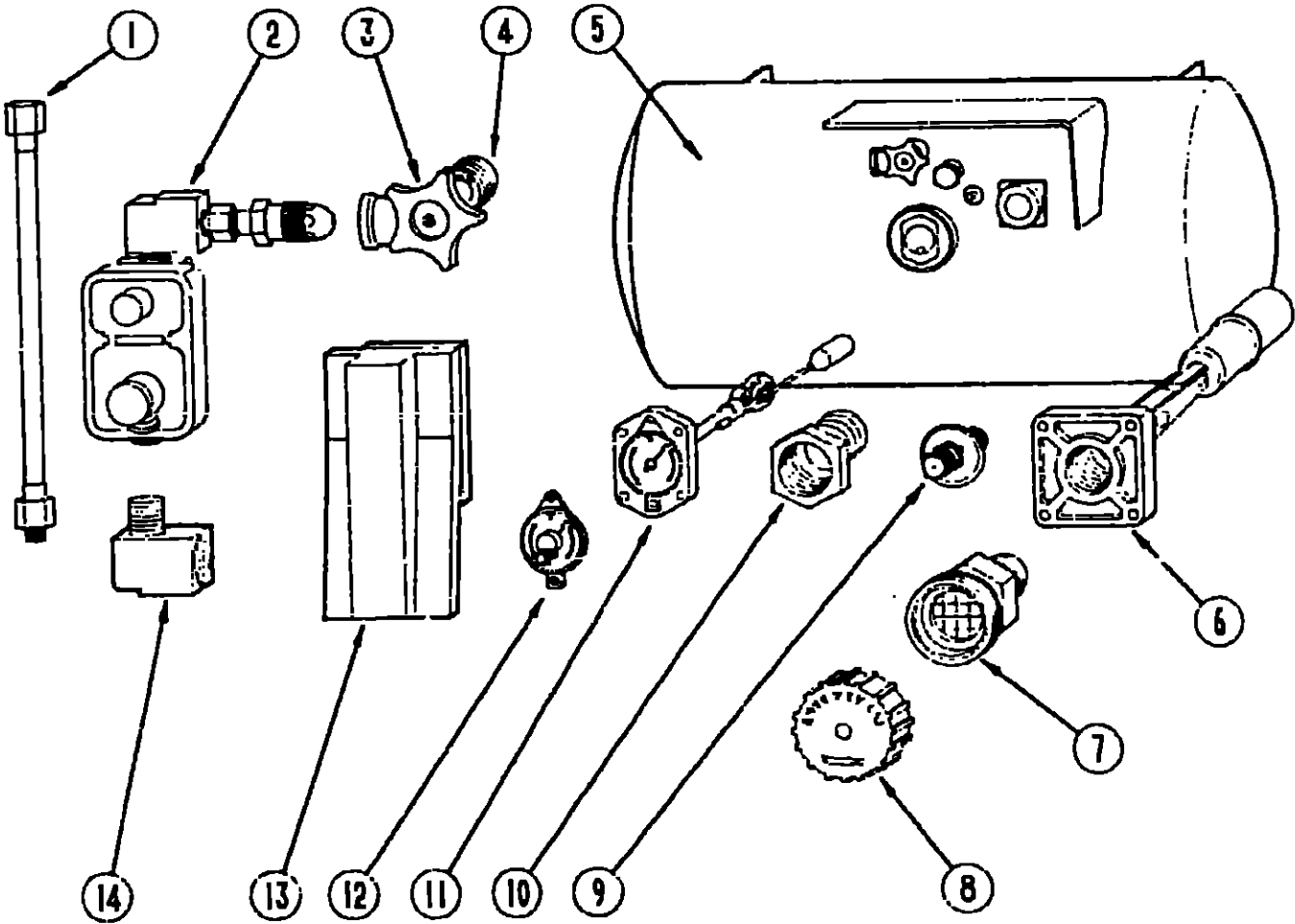


Key	Part Number	U/M	Description
1	040944-01-000	EA	Label - Open - Entrance Door



Key	Part Number	U/M	Description
1	006187-01-000	EA	Label - Sewage
2	006188-01-000	EA	Label - Waste Water

LP GROUP



LP TANK & PARTS

Key	Part Number	U/M	Description
1	045703-01-000	EA	Hose - LP - 3/8" ID x 24" - 3/8 MPT x 1/2 F Swivel (US)
1	045703-02-000	EA	Hose - LP - 3/8" ID x 24" - 3/8 MPT x 1/2 F Swivel (CSA)
2	076301-01-000	EA	Regulator - LPG - Two Stage
3	040421-01-708	EA	Handwheel - w/Service Valve
4	040421-01-712	EA	Service Valve w/o Vapor Relief
5	097821-01-000	EA	LP Tank - 60# - 14" x 30" - Brunner
6	040421-01-711	EA	Valve - 80% w/Float Plate, Bolts & Gasket
7	040421-01-701	EA	Valve - Short LP Filler w/Yellow Cap
8	040421-01-702	EA	Cap - LP Filler Valve - Plastic - Yellow
9	040421-01-700	EA	Valve - Liquid Level - 20% LP
10	040421-01-713	EA	Valve - Vapor Only
11	040421-01-707	EA	Gauge - Float w/Visible Dial
12	040140-02-000	EA	Transmitter - Dial - 0-90 OHM
13	081938-01-000	EA	Cover - LP Regulator
14	065318-02-000	EA	Elbow - 90° - 3/8" MPT to 3/8" FPT
	095624-01-000	EA	Elbow - 90° - 1/4" FPT x 1/4" FPT - Brass
	065742-01-000	EA	Teo - .38 F x .38 F x .25 FPT - Brass
	084884-01-000	EA	Plug - Brass - 3/8"
	065741-01-000	EA	Gauge - Diaphragm Pressure
	016188-03-000	EA	Grommet - Gas Line - .38 x 2 1/8" Dia. - Rubber
	008042-01-000	EA	Tubing - Vinyl - .65" ID
	010323-01-000	EA	Adapter - Brass - 3/8 F x 1/2 MPT
	010377-02-000	EA	Nut - Brass - 3/8 Female - Forged
	010380-02-000	EA	Nut - Brass - 1/2" Female - Forged
	010265-01-000	EA	Elbow - Brass - 90° - 3/8" F x 1/2" FPT

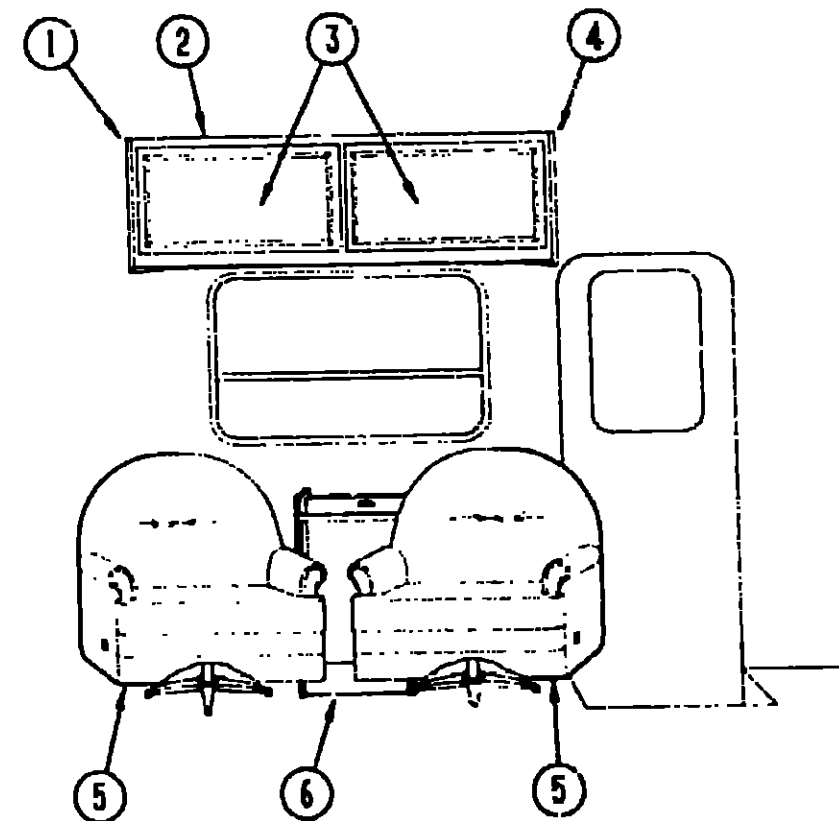
1990 ITASCA  
TABLE OF CONTENTS

INTRODUCTION	A-01 - A-02
ABBREVIATIONS	A-03
ALPHABETICAL/GROUP REFERENCE	A-04 - A-06
IF424RC	A-07 - D-12
IF426RT	D-13 - G-16
IF427RT	G-17 - K-03

1990 IF427RT INDEX

Floor Plan	G-17 - G-18
Accessories Group	G-19 - G-22
Bath Group	G-23 - G-24
Bedroom Group	H-01 - H-02
Chassis Group	H-03 - H-07
Curtain, Cushion & Pad Group	H-08 - H-16
Dinette Group	H-17 - H-18
Driver's Compartment Group	H-19 - H-21
Electrical Group	H-22 - I-01
Exterior Body Group	I-02 - I-06
Galley Group	I-07 - I-12
Heating & Air Conditioning Group	I-13 - I-14
Interior Finish Group	I-15 - I-17
Labels Group	I-18 - J-01
LP Group	J-02
Lounge Group	J-03 - J-04
Sealants & Fasteners Group	J-05 - J-07
Water & Sewage Group	J-08 - J-11
Window, Vent & Exterior Door Group	J-12 - K-03

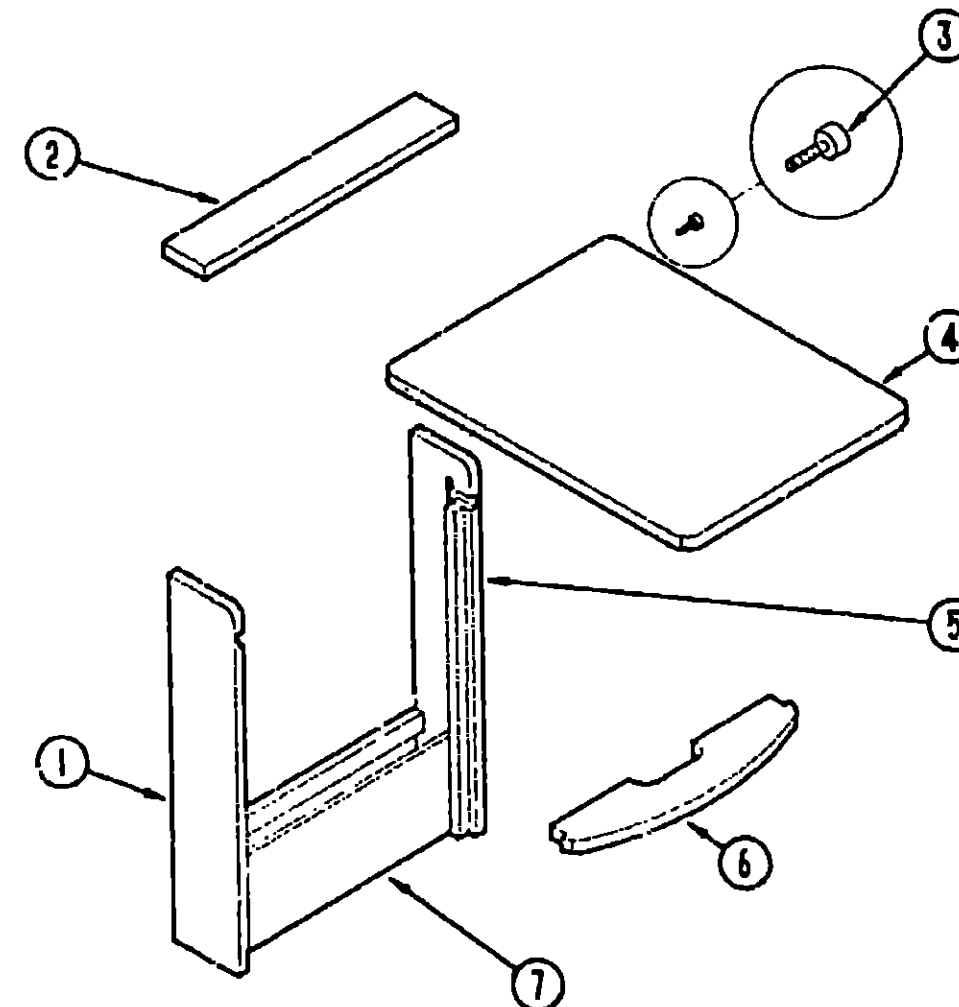
## LOUNGE GROUP



### FRONT LOUNGE CABINERY

Key	Part Number	U/M	Description
1	081280-18-W24	EA	Pad Asm. - End Cap - Vinyl
2	M99869-01-AD5	EA	Cabinet Asm. - Front Overhead - w/o Doors or Hardware
3	M88304 84-X08	EA	Door Asm. - Overhead - 14.3" x 26.7" - w/o Hardware
4	092815-01-X81	EA	Pad Asm. - End Cap - Vinyl
*5	085059-02-AE6	EA	Swivel Chair (AD5)
*5	085059-02-AE7	EA	Swivel Chair (AD6)
*5	085059-02-AE8	EA	Swivel Chair (AD7)
**6	M96873-01-AB1	EA	Table Asm. - Cabinet Only
**	096873-11-AB6	EA	Table Asm. - Pullout Top
* See Curtain, Cushion & Pad group for further breakdown of this item			
** See the following page for breakdown of these items.			

## LOUNGE GROUP (CONTINUED)



### PULLOUT TABLE

Key	Part Number	U/M	Description
	M96873-01-AB1	EA	Cabinet - w/o Pullout Table
1	096873-14-AB1	EA	Table Cabinet End - Left
2	096873-15-AB6	EA	Table Cabinet Top
3	079921-01-000	EA	Nylon Roller w/Shaft
4	096873-11-AB6	EA	Pullout Table
	090736-01-000	EA	Table Pull
5	096873-13-AB1	EA	Table Cabinet End - Right
6	096873-12-AB6	EA	Shell
7	096873-16-AB6	EA	Table Cabinet Front - Bottom
	009018-01-000	EA	Catch Asm. - Single Roller
*	076325-27-000	FT	Molding - Edge Band - Regal Oak
*	076325-16-000	FT	Molding - Edge Band - Regal Oak
* These parts were used from 9/2/89 on.			

## 1990 ITASCA TABLE OF CONTENTS

INTRODUCTION	A-01 - A-02
ABBREVIATIONS	A-03
ALPHABETICAL/GROUP REFERENCE	A-04 - A-06
IF424RC	A-07 - D-12
IF426RT	D-13 - G-16
IF427RT	G-17 - K-03

## 1990 IF427RT INDEX

Floor Plan	G-17 - G-18
Accessories Group	G-19 - G-22
Bath Group	G-23 - G-24
Bedroom Group	H-01 - H-02
Chassis Group	H-03 - H-07
Curtain, Cushion & Pad Group	H-08 - H-16
Dinette Group	H-17 - H-18
Driver's Compartment Group	H-19 - H-21
Electrical Group	H-22 - I-01
Exterior Body Group	I-02 - I-06
Galley Group	I-07 - I-12
Heating & Air Conditioning Group	I-13 - I-14
Interior Finish Group	I-15 - I-17
Labels Group	I-18 - J-01
LP Group	J-02
Lounge Group	J-03 - J-04
Sealants & Fasteners Group	J-05 - J-07
Water & Sewage Group	J-08 - J-11
Window, Vent & Exterior Door Group	J-12 - K-03

SEALANTS & FASTENERS GROUP

SCREWS & FASTENERS

Key	Part Number	U/M	Description
	000C12-05-16B	EA	Bolt - Hex - 5/16 - 18 x 1 - Zn 5
	000C12-10-24B	EA	Bolt - Hex - 5/8 - 11 x 1 1/2 - Zn 5
	000C13-07-48B	EA	Bolt - Hex - 7/16 - 20 x 3 - Zn 5
	000C18-06-48B	EA	Bolt - Elevator - 3/8 - 16 x 3 - Zn - Grade 5
	000C26-04-10B	EA	Bolt - Hex - Ser Flange - 1/4 - 20 x 5/8
	000C26-05-20B	EA	Bolt - Hex - Ser Flg 5/16 - 18 x 1 1/4" - Zinc
	000D24-10-00B	EA	Nut - Hex - Locking - 10-32 - Zn
	000D39-04-00B	EA	Nut - Hex - Ser Flange - Locking - 1/4 - 20 Zn
	000D39-05-00B	EA	Nut - Hex - Ser Flg Lk - 5/16 - 18 - Zn
	000D39-06-00B	EA	Nut - Hex - Ser Flg Lk - 3/8 - 16 - Zn
	000D39-08-00B	EA	Nut - Hex - Ser Flg Lk - 1/2 - 13 - Zn
	000D44-07-00B	EA	Nut - Hex - Ser Flg Lk - 7/16 - 20 - Zn
	000E13-11-00B	EA	Washer - Flat - 3/16" Wide - Zn
	000E13-14-00B	EA	Washer - Flat - 1/4" Wide - Zn
	000E13-20-00B	EA	Washer - Flat - 7/16" Wide - Zn
	000E14-10-00B	EA	Washer - Locking - No 10 Ext. Tooth - Zn
	000G11-06-10B	EA	Screw - 6 - 20 x 5/8 PPH - Zn
	000G11-06-10J	EA	Screw - 6 - 20 x 5/8 PPH - Brass
	000G11-07-08B	EA	Screw - 7 - 19 x 1/2 PPH - Zn
	000G11-06-06B	EA	Screw - 8 - 18 x 3/8 PPH - Zn
	000G11-08-08B	EA	Screw - 8 - 18 x 1/2 PPH - Zn
	000G11-08-12B	EA	Screw - 8 - 18 x 3/4 PPH - Zn
	000G11-08-12D	EA	Screw - 8 - 18 x 3/4 PPH - Black
	000G11-08-12E	EA	Screw - 8 - 18 x 3/4" PPH - Chrome
	000G11-08-12P	EA	Screw - 8 - 18 x .75 - Dark Brown
	000G11-08-12R	EA	Screw - 8 - 18 x .75 PPH - Beige
	000G11-08-12S	EA	Screw - 8 - 18 x .75 PPH - Off White
	000G11-08-16S	EA	Screw - 8 - 18 x 1.00 PPH - Off White
	000G11-10-12D	EA	Screw - 10 - 16 x 3/4 PPH - Black
	000G11-10-12S	EA	Screw - 10 - 16 x 3/4 PPH - Off White
	000G11-10-24P	EA	Screw - 10 - 16 x 1 1/2 PPH - Dark Brown
	000G12-06-08T	EA	Screw - 6 - 20 x 1/2 POH - Beige
	000G12-08-12R	EA	Screw - 8 - 18 x 3/4 POH - Beige
	000G12-08-12S	EA	Screw - 8 - 18 x 3/4 POH - Off White
	000G12-08-16S	EA	Screw - 8 - 18 x 1" POH - Off White
	000G13-06-08B	EA	Screw - 6 - 20 x 1/2 PFH - Zn
	000G13-06-10G	EA	Screw - 6 - 20 x 5/8 PFH - Antique Brass
	000G13-07-12B	EA	Screw - 7 - 19 x 3/4 PFH - Zn
	000G13-08-16B	EA	Screw - 8 - 18 x 1 PFH - Zn
	000G18-08-12B	EA	Screw - Machine - 8 - 32 x 3/4" PPH - Zn
	000G18-08-16B	EA	Screw - Machine - 8 - 32 x 1 PPH - Zn
	000G18-08-22B	EA	Screw - Machine - 8 - 32 x 1 3/8 PPH - Zn
	000G32-10-06B	EA	Screw - 10 - 32 x 3/8 PPH - Zn
	000G39-06-10T	EA	Screw - SF/DR - 6 - 20 x 5/8 PPH - Black
	000G39-06-16T	EA	Screw - SF/DR - 6 - 20 x 1 PPH - Black
	000G39-08-06G	EA	Screw - SF/DR - 8 - 18 x 3/8 PPH - Zn
	000G39-08-08B	EA	Screw - SF/DR 8 - 18 x 1/2 PPH - Zn
	000G39-08-08S	EA	Screw - SF/DR 8 - 18 x 1/2 PPH - Off White
	000G39-08-08R	EA	Screw - SF/DR 8 - 18 x 1/2 PPH - Beige
	000G39-08-12B	EA	Screw - SF/DR 8 - 18 x 3/4 PPH - Zn
	000G39-08-12R	EA	Screw - SF/DR 8 - 18 x 3/4 PPH - Beige
	000G39-08-16S	EA	Screw - SF/DR 8 - 18 x 1.00 PPH - Off White
	000G39-08-24B	EA	Screw - SF/DR 8 - 18 x 1 1/2 PPH - Zn
	000G39-08-24S	EA	Screw - SF/DR 8 - 18 x 1.50 PPH - Off White
	000G39-08-32B	EA	Screw - SF/DR 8 - 18 x 2 - PPH - Zn
	000G39-10-10S	EA	Screw - SF/DR 10 - 16 x .62" PPH - Off White
	000G39-10-12D	EA	Screw - SF/DR 10 - 16 x 3/4 PPH - Black
	000G39-10-12R	EA	Screw - SF/DR 10 - 16 x 3/4 - Beige
	000G39-10-20B	EA	Screw - SF/DR 10 - 16 x 1 1/4 PPH - Zn
	000G39-12-12E	EA	Screw - SF/DR 12 - 14 x 3/4 PPH - Chrome
	000G42-04-16B	EA	Screw - SF/DR 1/4 - 14 x 1 HWH - Zn

SEALANTS & FASTENERS GROUP (CONTINUED)

SCREWS & FASTENERS (CONTINUED)

Key	Part Number	U/M	Description
	000G53-04-06B	EA	Screw - Machine - 1/4 - 20 x 3/8 PPH - Zn
	000G54-04-20B	EA	Screw - 1/4 - 20 x 1 1/4 PTH Typ 23 - Zn
	000G56-12-48B	EA	Screw - Wood - 1/2 - 11 x 3 - POH
	000G60-10-28T	EA	Screw - SF/DR 10 - 16 x 1.75 - Black
	000G67-10-08B	EA	Screw - 10 - 12 x 1/2 PPH - Zn
	000G67-10-08R	EA	Screw - 10 - 12 x 1/2 PPH - Beige - Type A
	000G67-10-10D	EA	Screw - 10 - 12 x 5/8 PPH - Black
	000G57-10-10B	EA	Screw - 10 - 12 x 5/8 PPH - Zn - Type A
	000G67-10-10R	EA	Screw - 10 - 12 x 5/8 PPH - Beige - Type A
	000G67-10-10S	EA	Screw - 10 - 12 x 5/8 PPH - Off White
	000G67-10-12B	EA	Screw - 10 - 12 x 3/4 PPH - Zn
	000G67-10-12P	EA	Screw - 10 - 12 x .75 PPH - Dark Brown
	000G67-10-12R	EA	Screw - 10 - 12 x 3/4 PPH - Beige
	000G67-10-12O	EA	Screw - 10 - 12 x .75 PPH - Tan
	000G68-10-36T	EA	Screw - 10 - 12 x 2.25" POH - Black
	000G67-10-16B	EA	Screw - 10 - 12 x 1 PPH - Zn
	000G67-10-16P	EA	Screw - 10 - 12 x 1 PPH - Dark Brown
	000G67-10-20D	EA	Screw - 10 - 12 x 1.25" PPH - Black
	000G67-10-24B	EA	Screw - 10 - 12 x 1 1/2 PPH - Zn
	000G67-10-32B	EA	Screw - 10 - 12 x 2 PPH - Zn
	000G67-10-36T	EA	Screw - 10 - 12 x 2.25 PPH - Black
	000G68-06-10G	EA	Screw - 6 - 18 x 5/8 POH - Antique Brass
	000H16-04-06R	EA	Rivet - Pop - AL 1/8 x .313 - .375
	005081-01-000	EA	Nut - Speed - C Type - No. 8 Screw
	062401-01-000	EA	Clamp - Hose - Wormgear - .81" x 1.75"
	062401-02-000	EA	Clamp - Hose - Wormgear - 1.56" - 2.5"
	062401-04-000	EA	Clamp - Hose - Wormgear - .69" x 1.25"
	062401-06-000	EA	Clamp - Hose - Wormgear - .22" x .62"
	007161-01-000	EA	Clamp - Hose - Spring Type - 1/2"
	008343-01-000	EA	Tie - Wire - 6"
	008386-01-000	EA	Grommet - Snap - 3/8
	008401-01-000	EA	Strap - Conduit - 3/4" - 1 Hole - Galvanized Steel
	010495-01-000	EA	Clamp - Cable - 9/16"
	010497-01-000	EA	Clamp - Closed - 5/3" ID
	010497-03-000	EA	Clamp - Closed - 1 ID - Cushioned
	010499-01-000	EA	Clamp - Closed - 3/8" ID
	016604-01-000	EA	Brace - Cabinet - Angled Metal - 2.5"
	083609-01-000	EA	Clamp - Wire Dual - Equal 5/8" Dia.
	084084-01-000	EA	Plug - Brass - 3/8"
	087721-01-000	EA	Screw - Flat Head - Tapping - 1/4 x 1 1/4 LG - Zn
	089371-01-000	EA	Screw - Machine - 8 - 32 x 3 5/16 - Zn
	075148-02-000	EA	Clamp - Grounding - Bronze Screws
	075908-01-000	EA	Screw - Machine - 10 - 32 x .56 PTH - Zn
	049465-04-000	EA	Screw - 10 - 16 x 1 PTH w/Washer - Beige
	076790-01-000	EA	Screw - 6 - 20 x 1 1/4 PPH - Black
	063729-04-000	EA	Rivet - 10 - 32 UNF - .010 - .080
	087277-02-000	EA	Washer - Plastic - Off White
	088497-01-000	EA	Nut - Inverted Flare - 3/16"
	088498-01-000	EA	Nut - Inverted Flare - 3/16"

1990 ITASCA  
TABLE OF CONTENTS

INTRODUCTION	A-01 - A-02
ABBREVIATIONS	A-03
ALPHABETICAL/GROUP REFERENCE	A-04 - A-06
IF424RC	A-07 - D-12
IF426RT	D-13 - G-16
IF427RT	G-17 - K-03

1990 IF427RT INDEX

Floor Plan	G-17 - G-18
Accessories Group	G-19 - G-22
Bath Group	G-23 - G-24
Bedroom Group	H-01 - H-02
Chassis Group	H-03 - H-07
Curtain, Cushion & Pad Group	H-08 - H-16
Dinette Group	H-17 - H-18
Driver's Compartment Group	H-19 - H-21
Electrical Group	H-22 - I-01
Exterior Body Group	I-02 - I-05
Galley Group	I-07 - I-12
Heating & Air Conditioning Group	I-13 - I-14
Interior Finish Group	I-15 - I-17
Labels Group	I-18 - J-01
LP Group	J-02
Lounge Group	J-03 - J-04
Sealants & Fasteners Group	J-05 - J-07
Water & Sewage Group	J-08 - J-11
Window, Vent & Exterior Door Group	J-12 - K-03

SEALANTS & FASTENERS GROUP (CONTINUED)

SEALANTS & ADHESIVES			
Key	Part Number	U/M	Description
	004020-01-000	QT	Adhesive - ABS Cement (Plastic Fittings)
	004005-02-000	GL	Adhesive - Swifts - Glue (Sidewalls)
	087211-01-000	GL	Adhesive - Promotor
	053766-07-000	EA	Bedding Compound - Tube - Beige (Exterior)
	053766-06-000	EA	Bedding Compound - Tube - Clear (Window)
	053766-08-000	EA	Bedding Compound - Tube - Gray (Exterior)
	102352-01-000	EA	Bedding Compound - Tube - Black (Luggage Compartment)
	053766-02-000	EA	Bedding Compound - Tube - Off White (Exterior)
	002328-02-000	EA	Block - Rubber Spacer (Windshield)
	091255-02-000	FT	Seal - Foam - 1.5 MM x 4.8 MM (Cabinets)
	104579-01-000	FT	Seal - Foam - Closed Cell (Exterior Shower)
	090340-01-000	FT	Seal - Foam - Closed Cell (Entrance Door)
	090329-01-000	FT	Seal - Refrigerator Cabinet
	077967-01-000	EA	Sealant - Acrylic Latex - Tube - Off White (Interior Sealant)
	034552-04-000	EA	Sealant - Silicone - Beige
	034552-02-000	EA	Sealant - Silicone - Clear
	034552-07-000	EA	Sealant - Silicone - Dark Gray
	034552-06-000	EA	Sealant - Silicone - Off White
	039518-01-000	EA	Sealant Silicone - Black
	069640-01-000	FT	Sealer Ribbon - .25" Bead x 20'
	069640-02-000	FT	Sealer Ribbon - .5" x .125" x 30'
	069640-03-000	FT	Sealer Ribbon - .75" x .125" x 30'
	069640-04-000	FT	Sealer Ribbon - 1/32" x 2.5" x 30'
	069640-06-000	FT	Sealer Ribbon - 5/16" Bead x 15'
	069640-07-000	FT	Sealer Ribbon - 2" x 3/32" x 30'
	069640-10-000	FT	Sealer Ribbon - 1/32" x 1.5" x 100'
	002707-02-000	FT	Sealer Tape - 5/16" x 1/2"
	074497-14-700	EA	Sealer - Stain (Ceiling)
	102353-01-700	EA	Seam Sealer - Tube - Gray (Roof Seams)
	094401-01-000	EA	Seam Sealer - Tube - Clear (Cap to Sidewall)
	053642-01-000	FT	Tape - Adhesive - .10mm x 1.5" Wide
	091968-03-700	FT	Tape - Adhesive - .040" x 1" Wide
	038886-01-000	EA	Tape - B... - .31" x 31" x 148" (Windshield)
	076322-01-000	FT	Tape - Foam - Double Coated - .025 x .75 x 72' (Fiberglass Sidewall Seams)
	076322-02-000	FT	Tape - Foam - Double Coated - .045 x 1" (Fiberglass Sidewall Seams)
	076322-03-000	FT	Tape - Foam - Double Coated - .045" x .50"
	100028-01-000	FT	Tape - Foam - Double Coated - .031 x .75 x 72' (Non-Structural Fastening)
	009200-01-000	EA	Tape - Furnace - 1.5"
	002825-01-000	FT	Weather Stripping (Roof Vent)
	081377-01-700	EA	Adhesive - Cyanoacrylate - 10GM
	100028-01-000	FT	Tape - Foam - Double Coated - .031" x .75" x 72' (Non-Structural Fastening)
	009200-01-000	EA	Tape - Furnace - 1.5"
	002825-01-000	FT	Weather Stripping (Roof Vent)
	081377-01-700	EA	Adhesive - Cyanoacrylate - 10 GM

WATER & SEWAGE GROUP

WATER LINES & HARDWARE			
Key	Part Number	U/M	Description
	079317-01-000	EA	Adapler - Swivel - .5 Tube x .5 FPT
	052954-01-000	EA	Adapler - Nose Cone - 3/8" or 1/2" - Plastic
	036522-02-000	EA	Cap - Brass - 1/2" Flare
	052959-02-000	EA	Connector - Plastic - 1/2" F x 1/2" MPT
	010219-01-000	EA	Elbow - Plastic - 1 1/3" MPT x 1 1/4" Barb
	052957-01-000	EA	Elbow - Plastic - 1/2" F x 3/8" MPT
	052957-02-000	EA	Elbow - Plastic - 1/2" F x 1/2" MPT
	065120-01-000	EA	Elbow - Plastic - Swivel - 1/2" FPT x 1/2" Flare - Gray
	035539-01-000	EA	Elbow - Plastic - 3/8" MPT x 3/8" BARB
	070924-01-000	EA	Elbow - Swivel - 1/2" MPT x 1/2" FPT - Gray
	075240-05-000	EA	Faucet - Lavatory - Brass
	011053-04-000	EA	Faucet - Swing Spout - Galley - 8"
	091253-01-000	EA	Gasket - Faucet
	075241-04-000	EA	Faucet - Shower - Brass
	011059-04-000	EA	Faucet - Shower (CSA)
	077954-02-000	EA	Filter/Screen (In Water Tank)
	052961-02-000	EA	Header - 1/2" MPT x 1/2" F x 1/2" F x 1/2" F
	052952-01-000	EA	Nut - Plastic - 1/2" F
	052952-02-000	EA	Nut - Plastic - 5/8" Flare
	052953-01-000	EA	Nut - Faucet - 1/2" Tube x 1/2" FPT
	049032-01-000	EA	Flitch - Spinweld - Plastic - 3/8"
	098607-01-000	EA	Pump - Water - 2.8 GPM - Direct Flow (US)
	098607-02-000	EA	Pump - Water - 2.8 GPM - Direct Flow (CSA)
	098607-01-707	EA	Motor/Backplate - Replacement
	098607-01-701	EA	Drive Asm.
	098607-01-702	EA	Diaphragm Kit
	098607-01-703	EA	Valve Asm.
	098607-01-704	EA	Upper Housing
	098607-01-706	EA	Switch Asm. - Complete
	098607-01-700	EA	Pumphead - Replacement
	038607-01-705	EA	Check - Valve Kit
	091208-01-000	EA	Rubber Washer - .06 x .75 x .50
	039681-01-000	EA	Sending Unit
	011048-02-000	EA	Shower Head - w/60" Hose (US)
	011048-05-000	EA	Shower Head - w/60" Hose (CSA)
	042989-03-000	EA	Spinweld Fitting - Plastic - 1/4" NPT
	042989-05-000	EA	Spinweld Fitting - Plastic - 1/2" FPT
	042989-04-000	EA	Spinweld Fitting - Plastic - 3/8" FPT
	097967-01-000	EA	Switch - Water Heater
	052955-01-000	EA	Tee - Plastic - 1/2" F x 1/2" F x 1/2" MPT
	052956-01-000	EA	Tee - Plastic - 1/2 F x 1/2 MPT x 1/2 F
	052958-01-000	EA	Tee - Plastic - 1/2" F x 1/2" F x 1/2" F
	055295-01-000	EA	Tee Plastic - 5/8" F x 1/2" MPT x 1/2" F
	074463-01-000	EA	Tee - 4 Way - Plastic - 1/2" Flare - Gray
	039800-01-000	FT	Tubing - Polybutyl - 1/2" OD x 20' (Water Line)
	079381-01-000	FT	Tubing - Flex/Smooth - 1.25 ID (Water Tank)
	074462-02-000	FT	Tubing - Vinyl - 3/8" ID
	052960-01-000	EA	Valve - Line Drain - 1/2" F x 1/2" F
	052961-01-000	EA	Valve - In Line Drain 1/2" F x 1/2" F x 1/2"
	064214-01-000	EA	Water Tank - 31 Gal. w/o Fittings
	064214-05-000	EA	Water Tank - 31 Gal. w/Fittings - 24" x 12.75" x 30"

NOTE: Items indented below assemblies are serviceable parts for that assembly.

1990 ITASCA  
TABLE OF CONTENTS

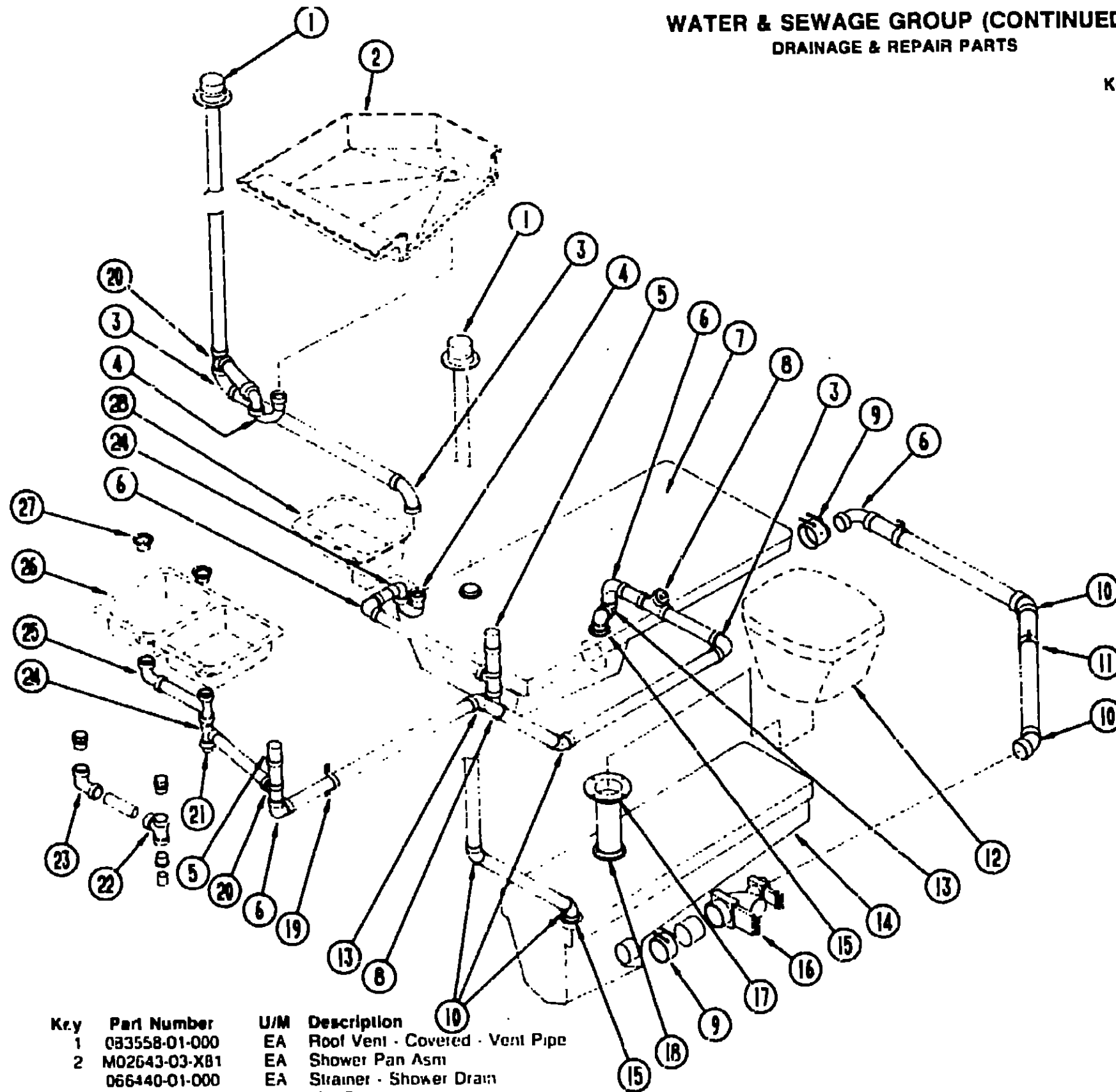
INTRODUCTION	A-01 - A-02
ABBREVIATIONS	A-03
ALPHABETICAL/GROUP REFERENCE	A-04 - A-06
IF424RC	A-07 - D-12
IF426RT	D-13 - G-16
IF427RT	G-17 - K-03

1990 IF427RT INDEX

Floor Plan	G-17 - G-10
Accessories Group	G-19 - G-22
Bath Group	G-23 - G-24
Bedroom Group	H-01 - H-02
Chassis Group	H-03 - H-07
Curtain, Cushion & Pad Group	H-08 - H-16
Dinette Group	H-17 - H-18
Driver's Compartment Group	H-19 - H-21
Electrical Group	H-22 - I-01
Exterior Body Group	I-02 - I-06
Galley Group	I-07 - I-12
Heating & Air Conditioning Group	I-13 - I-14
Interior Finish Group	I-15 - I-17
Labels Group	I-18 - J-01
LP Group	J-02
Lounge Group	J-03 - J-04
Sealants & Fasteners Group	J-05 - J-07
Water & Sewage Group	J-08 - J-11
Window, Vent & Exterior Door Group	J-12 - K-03



# **WATER & SEWAGE GROUP (CONTINUED)** **DRAINAGE & REPAIR PARTS**



Key	Part Number	U/M	Description
1	083558-01-000	EA	Roof Vent - Covered - Vent Pipe
2	M02643-03-X81	EA	Shower Pan Asm
	066440-01-000	EA	Strainer - Shower Drain
	066435-01-000	EA	Nut Strainer
	069735-01-000	EA	Washer - Tailpiece - 1 5" - Plastic
	011069-02-000	EA	Tailpiece - 1 1/2" x 1 1/4" x 4" - Plastic
	066436-01-000	EA	Slip Nut - 1 5" - Tailpiece
	011048-02-000	EA	Shower Head w/60" Hose (US)
	011048-05-000	EA	Shower Head w/60" Hose (CSA)
	075241-04-000	EA	Faucet - Shower - Brass (US)
	011059-04-000	EA	Faucet - Shower - (CSA)
3	010008-01-000	EA	Elbow - Plastic - 1/4 BD x 1 1/2" x 90° - Left
4	011066-03-000	EA	P-Trap - Plastic - 1 1/4" x 1 1/2" (US)
4	011066-02-000	EA	P-Trap - Plastic - 1 1/4" (CSA)

Key	Part Number	U/M	Description
5	079968-01-000	EA	Vent - Mechanical - Trap Asm.
	038342-01-000	EA	Tee - Plastic - 1.5" Street x 1/2" Hub x 1/2" Hub
	010121-01-000	EA	Bushing - Reducer - 1 1/2" Smooth x 1/4" Hub
6	033761-01-000	EA	Elbow - Plastic - 1/4 BD x 1 1/2" x 90°
7	061804-01-000	EA	Tank Asm. - Holding - 36 Gallon
8	010073-01-000	EA	Wye - Plastic - 1 1/2" x 45° H x H
	010166-01-000	EA	Plug - Plastic - 1 1/4" (US)
	010166-02-000	EA	Plug - Plastic - 1 1/4" (CSA)
	010122-01-000	EA	Bushing - Plastic - Red - 1 1/2" S x 1 1/4" T
9	078406-01-000	EA	Coupler - Rubber - 3" x 3"
	062422-01-000	EA	Adapter - Offset Reducer - 3" x 1/2"
10	010006-01-000	EA	Elbow - Plastic - 1/8" BD x 1 1/2" x 45° H x H
11	056134-02-000	EA	Holder - Ring
12	067487-01-000	EA	Toilet - Aqua Magic IV - Low
	063740-01-700	EA	Lever - Water
	063740-01-701	EA	Lever - Flush
	063740-01-706	EA	Closet Bolt Pkg. w/Seal
	063740-01-710	EA	Link - Water Valve
	063740-01-711	EA	Spring - Lever Return
	063740-01-713	EA	Seal - Ball Valve to Bowl
	063740-01-714	EA	Water Valve Replacement Package
	063740-01-716	EA	Ring & Cover - Seat
	063740-01-717	EA	Tube - Flush
	067487-01-701	EA	Water Saver Package
13	010051-01-000	EA	Elbow - ST - Plastic - 1/8 BD x 1 1/2" x 45°
14	083041-01-000	EA	Tank - Holding - 30 Gallons w/o Fittings
15	061607-01-000	EA	Grommet - Holding Tank - 1 1/2" NPS
16	070916-01-000	EA	Valve - Dual - 3" x 1.5"
	070916-01-700	EA	Valve - 3"
	070916-01-701	EA	Valve - 1 5"
	062416-01-000	EA	Adapter - Hose - 3"
	062415-01-000	EA	Sewer Cap - 3"
	062415-01-700	EA	String - Sewer Cap
	010201-01-000	EA	Sewer Hose - 3" ID
17	024676-01-000	EA	Flange - Closet - 4" x 3" (US)
17	024676-02-000	EA	Flange - Closet - 4" x 3" (CSA)
18	061607-02-000	EA	Grommet - Holding Tank - 3" NPS
19	008406-01-000	EA	Strap - Conduit - 2 in 2 Hole
20	010079-01-000	EA	Tee - Plastic - Red - 1 1/2 H x 1 1/2 H x 1 1/4 H
21	011066-03-000	EA	P-Trap - 1 1/4" x 1 1/2" (US)
21	053335-01-000	EA	P-Trap - Plastic - 1 1/4" H x H w/Union (CSA)
22	010071-01-000	EA	Tee - Plastic - 1 1/2" H x H x H (CSA)
23	037101-02-000	EA	Elbow - Plastic - 1/4 BD Vent 1 1/2" H (CSA)
24	010000-01-000	EA	Elbow - Plastic - 1/8 BD x 1 1/4" x 45° H x H
25	011091-02-000	EA	Continuous Waste - Double Sink (US)
26	098654-01-000	EA	Sink - Stainless Steel - Double w/Mounting Hardware
	011053-04-000	EA	Faucet - Swing Spout - 8" - Galley
27	066437-01-000	EA	Strainer w/Basket - Sink
	066437-01-700	EA	Basket Only
28	096927-01-01A	EA	Sink - Lavatory - Rectangular
	096927-01-700	EA	Sink - Strainer
	096927-01-701	EA	Tailpiece
	075240-05-000	EA	Faucet - Lavatory - Brass
	091253-01-000	EA	Gasket - Lavatory Faucet
	039681-01-000	EA	Sending Unit
	010123-01-000	EA	Bushing - 2" x 1 1/2" Hub - Plastic
	010115-01-000	EA	Coupling - 1 1/2" Hub x Hub - Plastic
	010061-01-000	EA	Elbow - 45° - Street - 1/8" Bend - 3" S x H - Plastic
	082696-01-000	EA	Valve - 3"
	062421-01-000	EA	Valve Asm. - Dump w/Handle - 1 1/2" - Black Plastic
	052961-01-000	EA	Drain Valve - In Line - Header - 1/2" F x 1/2" F x 1/2" F x 1/2" F

NOTE: Items indented below assemblies are serviceable parts for that assembly

## **1990 ITASCA** **TABLE OF CONTENTS**

INTRODUCTION	A-01 - A-02
ABBREVIATIONS	A-03
ALPHABETICAL/GROUP REFERENCE	A-04 - A-06
IF424RC	A-07 - D-12
IF426RT	D-13 - G-16
IF427RT	G-17 - K-03

## **1990 IF427RT INDEX**

Floor Plan	G-17 - G-18
Accessories Group	G-19 - G-22
Bath Group	G-23 - G-24
Bedroom Group	H-01 - H-02
Chassis Group	H-03 - H-07
Curtain, Cushion & Pad Group	H-08 - H-16
Dinette Group	H-17 - H-18
Driver's Compartment Group	H-19 - H-21
Electrical Group	H-22 - I-01
Exterior Body Group	I-02 - I-06
Galley Group	I-07 - I-12
Heating & Air Conditioning Group	I-13 - I-14
Interior Finish Group	I-15 - I-17
Labels Group	I-18 - J-01
LP Group	J-02
Lounge Group	J-03 - J-04
Sealants & Fasteners Group	J-05 - J-07
Water & Sewage Group	J-08 - J-11
Window, Vent & Exterior Door Group	J-12 - K-03

WATER & SEWAGE GROUP (CONTINUED)

WINDOW, VENT & EXTERIOR DOOR GROUP

WATER HEATER & REPAIR PARTS

Key	Part Number	U/M	Description
	051391-01-000	EA	Heater - Water - Atwood G6A-3
	051391-01-700	EA	Hinge Kit - w/Clip - Atwood #92568 & 92559
	051391-01-715	EA	Drain Plug - Atwood #91561
	051391-01-702	EA	Tank - Inner - G6A-2, 3, 6 - Water Heater - Atwood 91412
	051391-01-704	EA	Valve - Relief - 1/2" Fitting - Atwood 91604
	051391-01-705	EA	Fastener - Camloc - Atwood #92609
	051391-01-706	EA	Grille - Exhaust - Atwood #92787
	051391-01-712	EA	Thermostat - 3/8" NPT Inlet
	051391-01-708	EA	Burner - Main - Atwood #92615
	051391-01-709	EA	Pilot Asm. - w/Thermocouple & Tube
	051391-01-710	EA	Orifice - Main Burner - Atwood #92742
	051391-01-711	EA	Elbow - Orifice - Main Burner
	051391-01-714	EA	Elbow - 45 Degree - 3/8" F x 3/8" MPT - Atwood #91044
	051391-03-000	EA	Heater - Water - w/Electric Ignition - Atwood # G6A-3E, 4E & 6E
	051393-03-700	EA	Tank - Inner (G6A-3E) Rear Mount - Atwood #91409
	051391-04-700	EA	Tank - Inner (G6A-3E) Front Mount - Atwood #91608
	051391-04-706	EA	Tank - Inner - G6A-4E & 6E - Front Mount - Atwood #9164
	051391-01-704	EA	Valve - Relief - 1/2" Fitting - Atwood #91604
	051391-01-705	EA	Fastener - Camloc - Atwood #92609
	051393-01-701	EA	Switch Package - Atwood #91959
	051393-01-702	EA	Switch - Energy Cut-Off - Atwood #91951
	051391-04-701	EA	Thermostat 12 VDC - 120 Preset - Atwood #91470 - Front Mount Only
	051393-01-703	EA	Thermostat - Rear Mount - Atwood #91952
	051393-01-721	EA	ECO & Thermostat Asm. - Front Mount - 140 Degree - Atwood #
	051393-01-704	EA	Circuit Board - w/Black Box - Atwood #91420
	051391-01-706	EA	Grille - Exhaust - Atwood #92787
	051393-01-705	EA	Orifice Holder - Atwood #91925
	051391-01-710	EA	Orifice - Main Burner - Atwood #92742
	051393-01-716	EA	Spark & Probe Asm. - Atwood #91606
	051391-01-708	EA	Burner - Main - Atwood #92615
	051393-01-718	EA	Valve - Dual Solenoid - Atwood #91605
	051391-01-715	EA	Drain Plug - Atwood #91561
	051391-01-700	EA	Hinge Kit - w/Clip - Atwood #92568 & 92559
	051393-01-000	EA	Water Heater - w/Motor Aid - Pilotless Ignition - Atwood GH6-3E, GH6-4E or GH6-6E
	051391-04-705	EA	Tank - Inner - GH6-3E - Front Mount - Atwood #91609
	051393-01-714	EA	Tank - Inner - GH6-3E - Rear Mount - Atwood #91408
	051391-04-704	EA	Tank - Inner - Front Mount - GH6-4E & 6E - Atwood #91642
	051391-01-704	EA	Valve - Relief - 1/2" Fitting - Atwood #91604
	051391-01-705	EA	Fastener - Camloc - Atwood #92609
	051393-01-701	EA	Switch Package - Atwood #91959
	051393-01-702	EA	Switch - Energy Cut-off - Atwood #91951
	051391-04-701	EA	Thermostat - 12 VDC - 120 Preset - Atwood #91470 - Front Mount Only
	051393-01-703	EA	Thermostat - Rear Mount - Atwood #91952
	051393-01-721	EA	ECO & Thermostat Asm. - Front Mount - 140 Degree - Atwood #
	051393-01-704	EA	Circuit Board - w/Black Box - Atwood #91420
	051391-01-706	EA	Grille - Exhaust - Atwood #92787
	051393-01-705	EA	Orifice Holder - Atwood #91925
	051391-01-710	EA	Orifice - Main Burner - Atwood #92742
	051393-01-716	EA	Spark & Probe Asm. - Atwood #91606
	051391-01-708	EA	Burner - Main - Atwood #92615
	051393-01-718	EA	Valve - Dual Solenoid - Atwood #91605
	051391-01-715	EA	Drain Plug - Atwood #91561
	051391-01-700	EA	Hinge Kit - w/Clip - Atwood #92568 & 92559
NOTE: Items indented below assemblies are serviceable parts for that assembly.			

ACCESS DOORS

Key	Part Number	U/M	Description
	079578-07-X08	EA	Door Asm. - Access - 27" x 12" - Off White
	081801-02-000	EA	Hinge - 2" x 96"
	064075-07-000	FT	Seal - Bulb - Bulk
	079366-04-000	EA	Lock Asm. - Key Type - w/o Keys
	082684-01-700	EA	Key - Compartment Door Lock
	084103-03-000	EA	Door Asm. - Refrigerator - Vented - Off White
	084104-03-000	EA	Jamb - Refrigerator Door - Off White
	084104-01-700	EA	Lock - Male - Dryus. Fasteners
	084104-01-701	EA	Lock - Female - Dryus. Fasteners
	052423-01-000	EA	Door Asm. - Sewer Hose - 6.6" x 6.3" - Off White
	054242-01-000	EA	Jamb Sewer Hose Door
	088794-01-000	EA	Door Asm. - Power Cord w/Hatch
	090340-01-000	EA	Seal - Foam Closed Cell - 1/4" x 1/2" x 50'
	088580-03-000	EA	Box - Power Cord
	088530-08-000	EA	Box - Power Cord
	078010-03-000	EA	Door Asm. - Fuel Fill w/Jamb - Off White
	079455-07-U01	EA	Door Asm. - Storage
	081801-02-000	EA	Hinge - 2" x 96"
	064075-07-000	FT	Seal - Bulb - Bulk
	079366-03-000	EA	Lock Asm. - Key Type - w/o Keys
	082684-01-700	EA	Key - Compartment Door Lock
	079927-03-000	EA	Lock Asm. - Twist Type
	M79321-01-T03	EA	Door Asm. - Generator
	079246-01-000	EA	Jamb Asm. - Generator Door - Off White
	079455-01-T95	EA	Door Asm. - Access w/Seal
	064075-07-000	FT	Seal - Bulb - Bulk
	079366-03-000	EA	Lock Asm. - Key Type - w/o Keys
	082684-01-700	EA	Key - Compartment Door Lock
	079927-03-000	EA	Lock Asm. - Twist Type
	079455-03-T95	EA	Door Asm. - LP
	064075-07-000	FT	Seal - Bulb - Bulk
	079927-03-000	EA	Lock Asm. - Twist Type
	081801-02-000	EA	Hinge - 2" x 96"
	083264-05-X08	EA	Door Asm. - Storage Compartment
	079366-04-000	EA	Lock Asm. - Key Type - w/o Keys
	082684-01-700	EA	Key - Compartment Door Lock
	064075-07-000	FT	Seal - Bulb - Bulk
	081801-02-000	EA	Hinge - 2" x 96"
* These parts were used from 9/21/89 on.			
NOTE: Items indented below assemblies are serviceable parts for that assembly.			

VENTS & SHROUDS

Key	Part Number	U/M	Description
	083558-03-000	EA	Vent - Plumbing Pipe - Roof w/Cover - Off White
	084073-03-000	EA	Vent - Refrigerator Roof - Off White
	084073-04-000	EA	Base - Roof Vent - Norcold Refrigerator - Black
	063752-01-000	EA	Shroud Asm. - Range
	092698-02-000	EA	Vent w/Door - Range Hood - Off White

1990 ITASCA  
TABLE OF CONTENTS

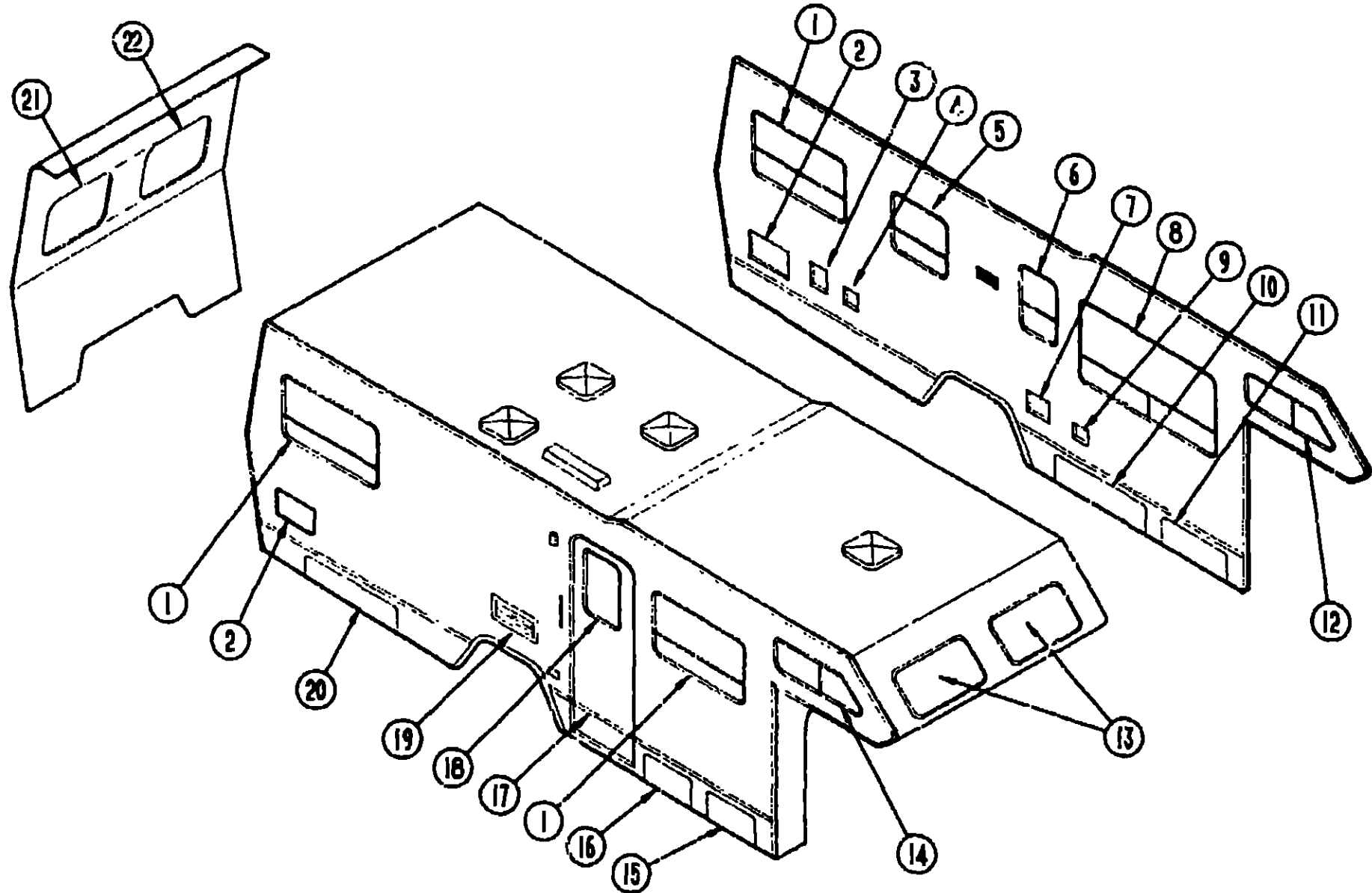
INTRODUCTION	A-01 - A-02
ABBREVIATIONS	A-03
ALPHABETICAL/GROUP REFERENCE	A-04 - A-06
IF424RC	A-07 - D-12
IF426RT	D-13 - G-16
IF427RT	G-17 - K-03

1990 IF427RT INDEX

Floor Plan	G-17 - G-18
Accessories Group	G-19 - G-22
Bath Group	G-23 - G-24
Bedroom Group	H-01 - H-02
Chassis Group	H-03 - H-07
Curtain, Cushion & Pad Group	H-08 - H-16
Dinette Group	H-17 - H-18
Driver's Compartment Group	H-19 - H-21
Electrical Group	H-22 - I-01
Exterior Body Group	I-02 - I-06
Galley Group	I-07 - I-12
Heating & Air Conditioning Group	I-13 - I-14
Interior Finish Group	I-15 - I-17
Labels Group	I-18 - J-01
LP Group	J-02
Lounge Group	J-03 - J-04
Sealants & Fasteners Group	J-05 - J-07
Water & Sewage Group	J-08 - J-11
Window, Vent & Exterior Door Group	J-12 - K-03

WINDOW, VENT & EXTERIOR DOOR GROUP (CONTINUED)

WINDOWS & ACCESS DOORS



Key	Part Number	U/M	Description
1	092235-07-Y12	EA	Window Asm. - Single Tipout - 24.3" x 40.3" - w/o Inside Frame
2	079578-04-U28	EA	Door Asm. - Storage - 12.9" x 22.1"
3	078010-03-000	EA	Door Asm. - Fuel Fill - w/Jamb - Off White
4	052423-01-000	EA	Door Asm. - Sewer Hose Compartment - 6.6" x 6.3" - Off White
	052424-01-000	EA	Jamb - Door - 8" x 7.7" - Off White
5	092235-10-Y12	EA	Window Asm. - Single Tipout - 15.8" x 25.5" - w/o Inside Frame
6	098644-01-715	EA	Window Asm. - Vertical Slider - 22" x 15" - w/o Inside Frame
7	052009-01-000	EA	Door Asm. - Water Heater - Off White
8	092234-02-Y12	EA	Window Asm. - Double Tipout - 30.8" x 53.4" - w/o Inside Frame
9	086794-01-000	EA	Door Asm. - Power Cord - w/Latch - Off White
10	079455-07-U01	EA	Door Asm. - Access - w/Seal - 39.5" x 9.5" - Off White
11	M79321-01-T03	EA	Door Asm. - Generator - 10.6" x 26" - Off White
12	098646-02-700	EA	Window Asm. - Slant Slider - 12" x 36" - w/o Inside Frame

Key	Part Number	U/M	Description
13	078533-06-AA3	EA	Window Asm. - Picture - 15" x 32" - w/o Inside Frame
13	078533-09-B13	EA	Window Asm. - Picture - 15" x 32" - Tempered Glass - w/o Inside Frame
14	098646-01-706	EA	Window Asm. - Slant Slider - 12" x 36" - w/o Inside Frame
15	079455-03-T95	EA	Door Asm. - Compartment - 9.5" x 21.7" - Off White
16	079455-01-T95	EA	Door Asm. - Access - w/Seal - 9.5" x 17" - Off White
17	M01870-39-AD5	EA	Door Asm. - Entrance - w/Screen Door & Jamb
17	M01870-39-AD6	EA	Door Asm. - Entrance - w/Screen Door & Jamb
17	M01870-39-AD7	EA	Door Asm. - Entrance - w/Screen Door & Jamb
18	079733-04-T03	EA	Window Asm. - Picture - 17" x 25" - w/o Inside Frame
19	084103-03-000	EA	Door Asm. - Refrigerator - Vented - w/o Jamb - Off White
	084104-03-000	EA	Jamb - Door - Refrigerator - Off White
20	083264-05-X08	EA	Door Asm. - Access - w/Seal - 40" x 8.5" - Off White
21	079729-03-V17	EA	Window Asm. - Rear Escape - 22" x 24"
22	079729-02-T03	EA	Window Asm. - Rear Escape - 22" x 24"
	078536-01-T03	EA	Window Asm. - Rear Escape - 23" x 68" (Option I-46L)

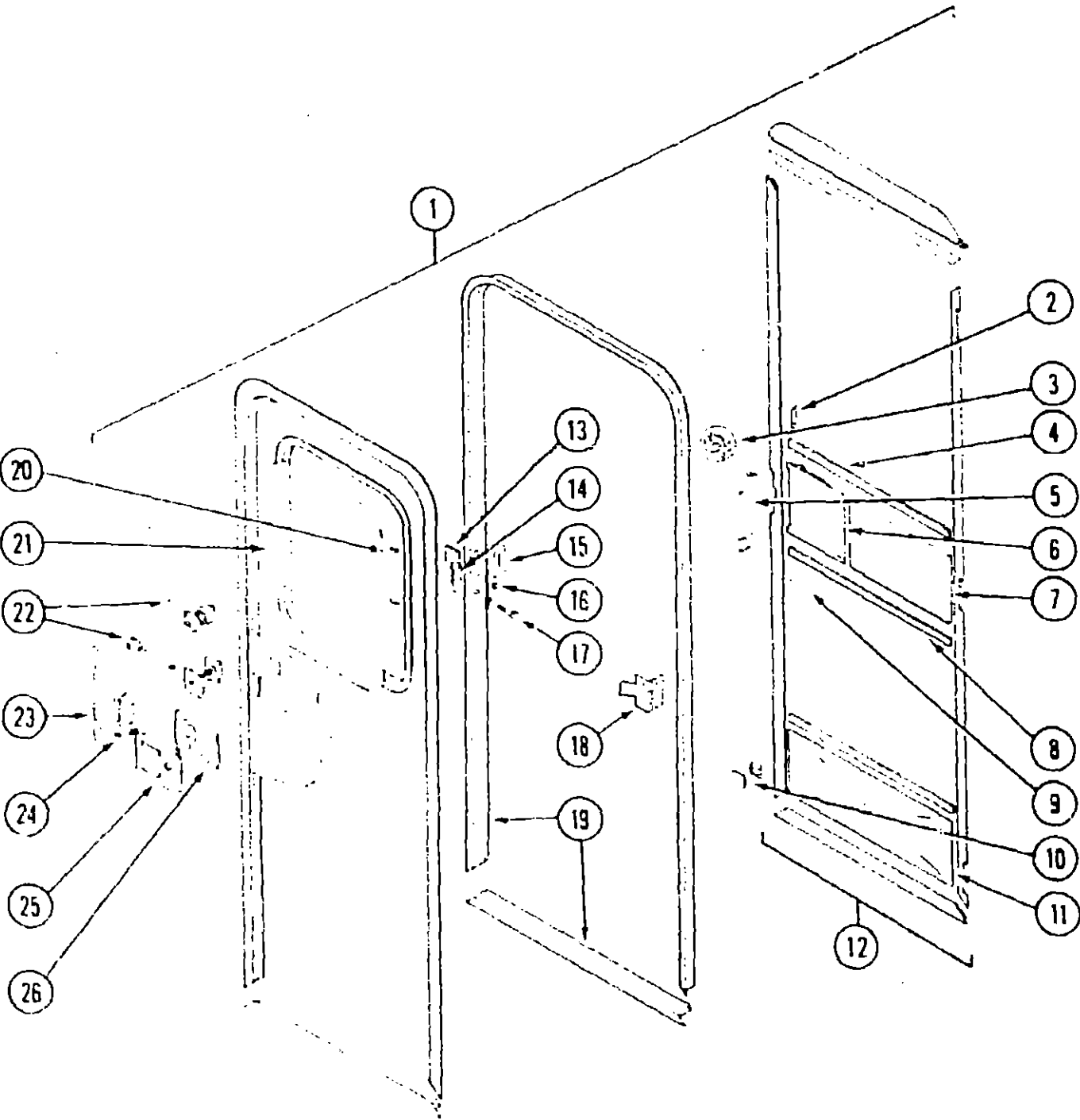
• These parts were used from 5/20/90 on.

1990 ITASCA  
TABLE OF CONTENTS

INTRODUCTION	A-01 - A-02
ABBREVIATIONS	A-03
ALPHABETICAL/GROUP REFERENCE	A-04 - A-06
IF424RC	A-07 - D-12
IF426RT	D-13 - G-16
IF427RT	G-17 - K-03

1990 IF427RT INDEX

Floor Plan	G-17 - G-18
Accessories Group	G-19 - G-22
Bath Group	G-23 - G-24
Bedroom Group	H-01 - H-02
Chassis Group	H-03 - H-07
Curtain, Cushion & Pad Group	H-08 - H-16
Dinette Group	H-17 - H-18
Driver's Compartment Group	H-19 - H-21
Electrical Group	H-22 - I-01
Exterior Body Group	I-02 - I-06
Galley Group	I-07 - I-12
Heating & Air Conditioning Group	I-12 - I-14
Interior Finish Group	I-15 - I-17
Labels Group	I-18 - J-01
LP Group	J-02
Lounge Group	J-03 - J-04
Sealants & Fasteners Group	J-05 - J-07
Water & Sewage Group	J-08 - J-11
Window, Vent & Exterior Door Group	J-12 - K-03



Key	Part Number	U/M	Description
1	M01870-39-AD5	EA	Door Asm. - Entrance - w/Screen Door
1	M01870-39-AD6	EA	Door Asm. - Entrance - w/Screen Door
1	M01870-39-AD7	EA	Door Asm. - Entrance - w/Screen Door
	044582-02-000	EA	Drip Cap - Top Entrance Door Jamb - Off White
	075639-04-000	EA	Garnish - Radius - Entrance Door
2	050712-05-000	EA	Door Handle - Screen Door
3	009018-01-000	EA	Roller Catch - Screen Door
	058025-02-000	EA	Clip - Roller Latch Catch
	009016-01-000	EA	Catch - Elbow - Spring Loaded - Screen Door
4	078777-01-000	EA	Slider Channel (Mullion Insert)
5	079087-02-000	EA	Strike - Slider - Screen Door
6	079086-02-000	EA	Slider - Screen Door
7	016454-01-000	EA	Insert - Screen Door
8	002294-01-000	FT	Spline - Black
9	002293-02-000	SF	Screen - Window - 26" - Charcoal
10	085774-01-000	FT	Fastener - Dual Lock - 1" Wide
10	085774-02-000	FT	Fastener - Dual Lock - 1" Wide
11	078552-03-000	EA	Insert - Screen Door - Lower
12	079012-01-U01	EA	Screen Door Asm.
	078595-01-000	EA	Plate - Screen Door
13	077461-03-000	EA	Strike Cover - Off White
14	041546-03-000	EA	Angle Bracket
15	081067-01-000	EA	Deadbolt - Gasket - w/Slit
16	058806-01-000	EA	Plug - Tapered Plastic
17	039539-01-000	EA	Strike
18	097724-01-04A	EA	Hinge - Entrance Door - Unpainted
19	095277-02-01A	EA	Door Jamb - Entrance Door
	051049-01-000	EA	Jamb - Bottom - Entrance Door - 25.9" - Unpainted
	079207-01-000	EA	Striker - Roller Catch - Welded to Door Jamb
	095278-01-01A	EA	Jamb - Door - Entrance - 25.9" x 74.6" - Unpainted
20	087561-01-000	FT	Window Seal
21	002181-06-000	EA	Glass - Picture Window
	079733-04-T03	EA	Window Asm. - Picture - 17" x 25" (w/o inside frame)
	067609-27-000	EA	Inside Frame (not included in assembly)
22	039738-01-000	EA	Deadbolt Asm. - Round
22	095229-01-01A	EA	Deadbolt Asm. - Square - Black
22	101145-01-01A	EA	Deadbolt Asm. - Entrance Door - w/2 Keys - Black
	1G1147-01-000	EA	Bolt - Security - 4.12"
	095229-01-700	EA	Key Blank
23	098173-01-03A	EA	Stiffener - Entrance Door
24	039540-01-000	EA	Latch Asm. - Entrance Door
25	045017-05-000	EA	Latch Asm. - Plate
26	039979-03-000	EA	Cover Asm. - Latch Plate - Black
	095276-01-01A	EA	Frame Asm. - Entrance Door - Off White
	089748-01-000	EA	Frame - Entrance Door - Bottom Portion
	039984-01-000	EA	Cap - Black Vinyl - Lock Grip
	075673-01-000	FT	Seal - Pile - Adhesive Back - Gray
	100128-01-000	FT	Seal - Pile - Adhesive Back - Gray
	075671-01-000	FT	Seal - Sponge - Lazy T Shaped
	002748-01-000	EA	Corner - Key
	076725-01-000	EA	Cover - Access/Hinge - 6" x 3.2" - Beige
	039715-01-000	EA	Nut - Sert - 1/4" Diameter
	072893-01-000	EA	Nut - Sert - M5 x 0.8
	081914-01-000	EA	Bumper - Rubber - Round - 43" Diameter - Black
	090340-01-000	FT	Seal - Foam - Closed Cell - 1/4" x 1/2" x 50'

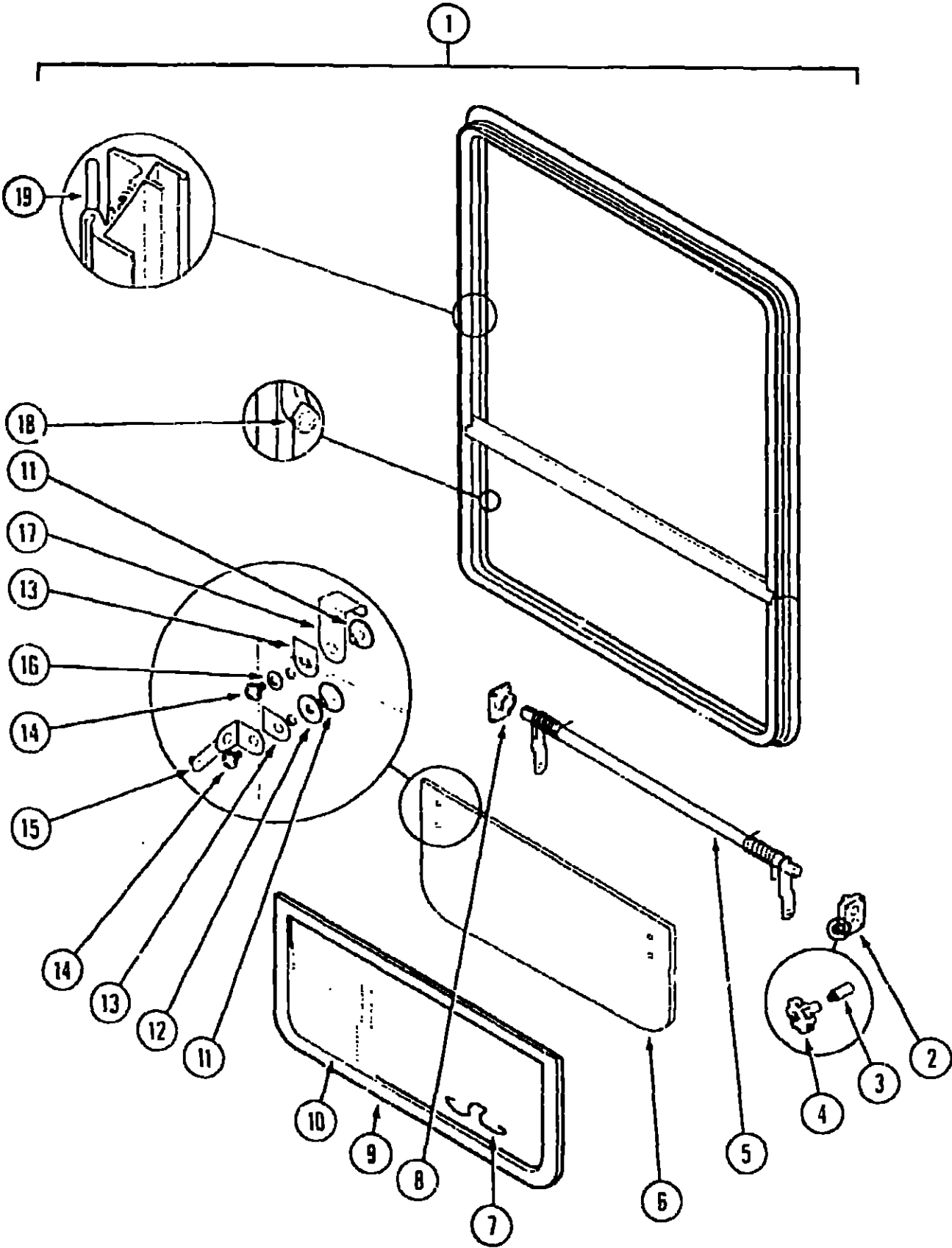
ENTRANCE DOOR

1990 ITASCA  
TABLE OF CONTENTS

INTRODUCTION	A-01 - A-02
ABBREVIATIONS	A-03
ALPHABETICAL/GROUP REFERENCE	A-04 - A-06
IF424RC	A-07 - D-12
IF426RT	D-13 - G-16
IF427RT	G-17 - K-03

1990 IF427RT INDEX

Floor Plan	G-17 - G-18
Accessories Group	G-19 - G-22
Bath Group	G-23 - G-24
Bedroom Group	H-01 - H-02
Chassis Group	H-03 - H-07
Curtain, Cushion & Pad Group	H-08 - H-16
Dinette Group	H-17 - H-18
Driver's Compartment Group	H-19 - H-21
Electrical Group	I-22 - I-01
Exterior Body Group	I-02 - I-06
Galley Group	I-07 - I-12
Heating & Air Conditioning Group	I-13 - I-14
Interior Finish Group	I-15 - I-17
Labels Group	I-18 - J-01
LP Group	J-02
Lounge Group	J-03 - J-04
Sealants & Fasteners Group	J-05 - J-07
Water & Sewage Group	J-08 - J-11
Window, Vent & Exterior Door Group	J-12 - K-03



Key	Part Number	U/M	Description
1	092235-07-Y12	EA	Window Asm. - Single Tipout - 24.3" x 40.3" (w/o inside frame)
	090893-11-01A	EA	Inside Frame (not included w/Window Assembly)
2	035302-02-000	EA	Operator Drive
3	090025-01-000	EA	Extension - Window Knob (not included w/Window Assembly)
4	067052-02-000	EA	Window Knob - Beige (not included w/Window Assembly)
	089371-01-000	EA	Screw - Window Knob (not included w/Window Assembly)
5	083150-12-000	EA	Torque Tube Asm. w/Spring
5	080918-01-000	EA	Spring - Torque Tube - Left
	080918-02-000	EA	Spring - Torque Tube - Right
6	084068-19-000	EA	Glass - 1/8" x 1/8" x 9.2" x 40"
7	100168-01-000	EA	Screen Clip
8	081354-01-000	EA	Torque Tube Sleeve
9	100235-04-B07	EA	Screen Asm.
10	080218-03-000	SF	Window Screen - 12"
	100240-01-000	FT	Window Screen Spline
11	086762-01-000	EA	Window T-Nut
12	068927-03-000	EA	Seal - Rubber
13	084473-01-000	EA	Seal - Rubber
14	086763-01-000	EA	Screw - #10 - 32 x 1/4" PTH
15	097578-01-000	EA	Connecting Rod Asm.
	081649-01-000	EA	Snap Ring Clip
16	084453-02-000	EA	Plastic Washer - .06 x .50 x .25
17	089913-01-000	EA	Hinge
18	084067-01-000	FT	Seal - Sponge Rubber
19	069640-06-000	FT	Ribbon Sealer (not included w/Window Assembly)

BATH SINGLE TIPOUT WINDOW

Key	Part Number	U/M	Description
1	092235-10-Y12	EA	Window Asm. - Single Tipout - 15.8" x 25.5" (w/o inside frame)
	090893-15-01A	EA	Inside Frame (not included w/Window Assembly)
2	035302-02-000	EA	Operator Drive
3	090025-01-000	EA	Extension - Window Knob (not included w/Window Assembly)
4	067052-02-000	EA	Window Knob - Beige (not included w/Window Assembly)
	089371-01-000	EA	Screw - Window Knob (not included w/Window Assembly)
5	083150-09-000	EA	Torque Tube Asm. w/Spring
5	080918-01-000	EA	Spring - Torque Tube - Left
	080918-02-000	EA	Spring - Torque Tube - Right
6	084068-14-000	EA	Glass - 1/8" x 1/8" x 9.2" x 15"
7	100168-01-000	EA	Screen Clip
8	081354-01-000	EA	Torque Tube Sleeve
9	100235-04-B07	EA	Screen Asm.
10	080218-03-000	SF	Window Screen - 12"
	100240-01-000	FT	Window Screen Spline
11	086762-01-000	EA	Window T-Nut
12	068927-03-000	EA	Seal - Rubber
13	084473-01-000	EA	Seal - Rubber
14	086763-01-000	EA	Screw - #10 - 32 x 1/4" PTH
15	097578-01-000	EA	Connecting Rod Asm.
	081649-01-000	EA	Snap Ring Clip
16	084453-02-000	EA	Plastic Washer - .06 x .50 x .25
17	089913-01-000	EA	Hinge
18	084067-01-000	FT	Seal - Sponge Rubber
19	069640-06-000	FT	Ribbon Sealer (not included w/Window Assembly)

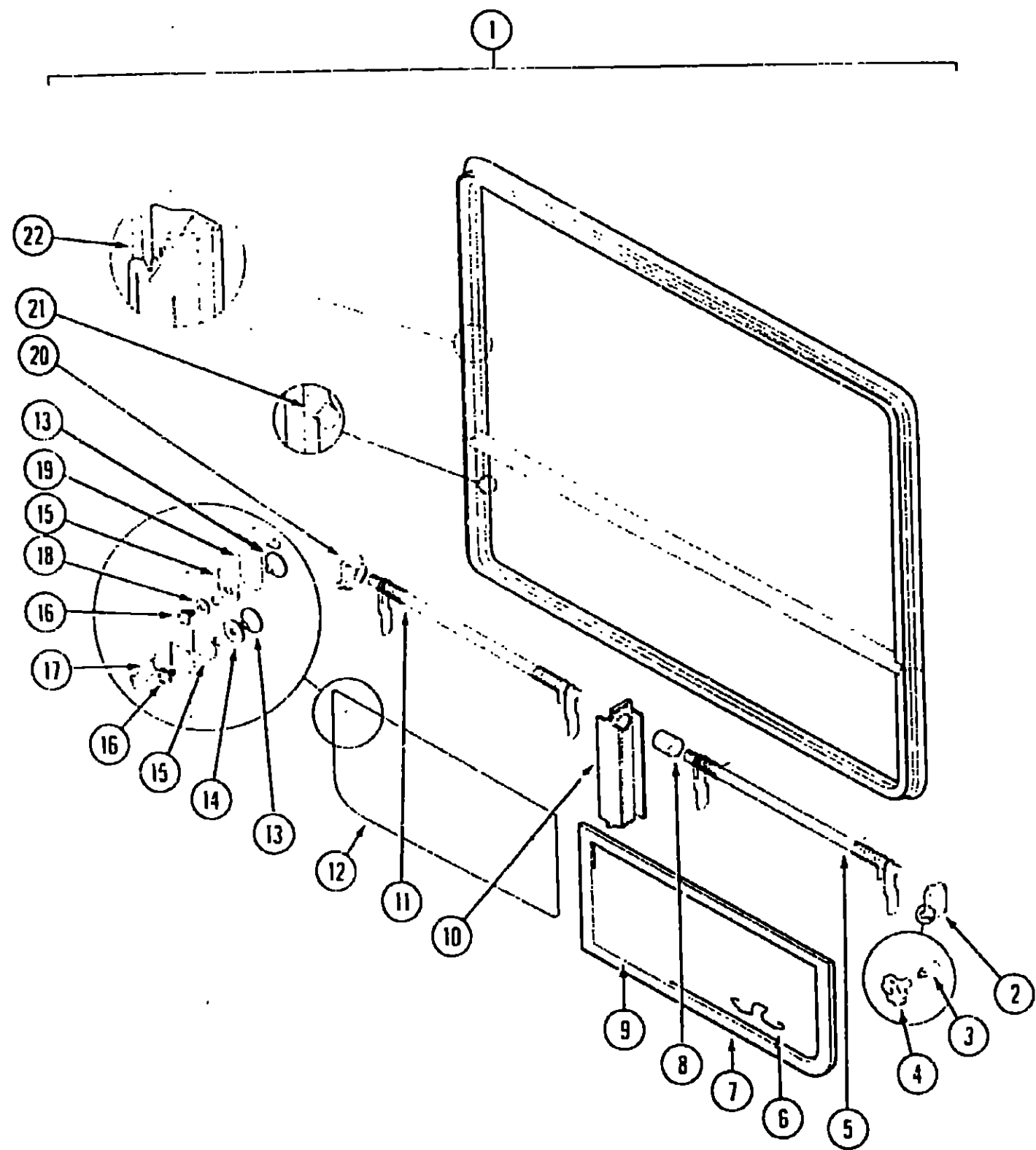
BEDROOM & LOUNGE SINGLE TIPOUT WINDOW

1990 ITASCA  
TABLE OF CONTENTS

INTRODUCTION	A-01 - A-02
ABBREVIATIONS	A-03
ALPHABETICAL/GROUP REFERENCE	A-04 - A-06
IF424RC	A-07 - D-12
IF426RT	D-13 - G-16
IF427RT	G-17 - K-03

1990 IF427RT INDEX

Floor Plan	G-17 - G-18
Accessories Group	G-19 - G-22
Bath Group	G-23 - G-24
Bedroom Group	H-01 - H-02
Chassis Group	H-03 - H-07
Curtain, Cushion & Pad Group	H-08 - H-16
Dinette Group	H-17 - H-18
Driver's Compartment Group	H-19 - H-21
Electrical Group	H-22 - I-01
Exterior Body Group	I-02 - I-06
Galley Group	I-07 - I-12
Heating & Air Conditioning Group	I-13 - I-14
Interior Finish Group	I-15 - I-17
Labels Group	I-18 - J-01
LP Group	J-02
Lounge Group	J-03 - J-04
Sealants & Fasteners Group	J-05 - J-07
Water & Sewage Group	J-08 - J-11
Window, Vent & Exterior Door Group	J-12 - K-03



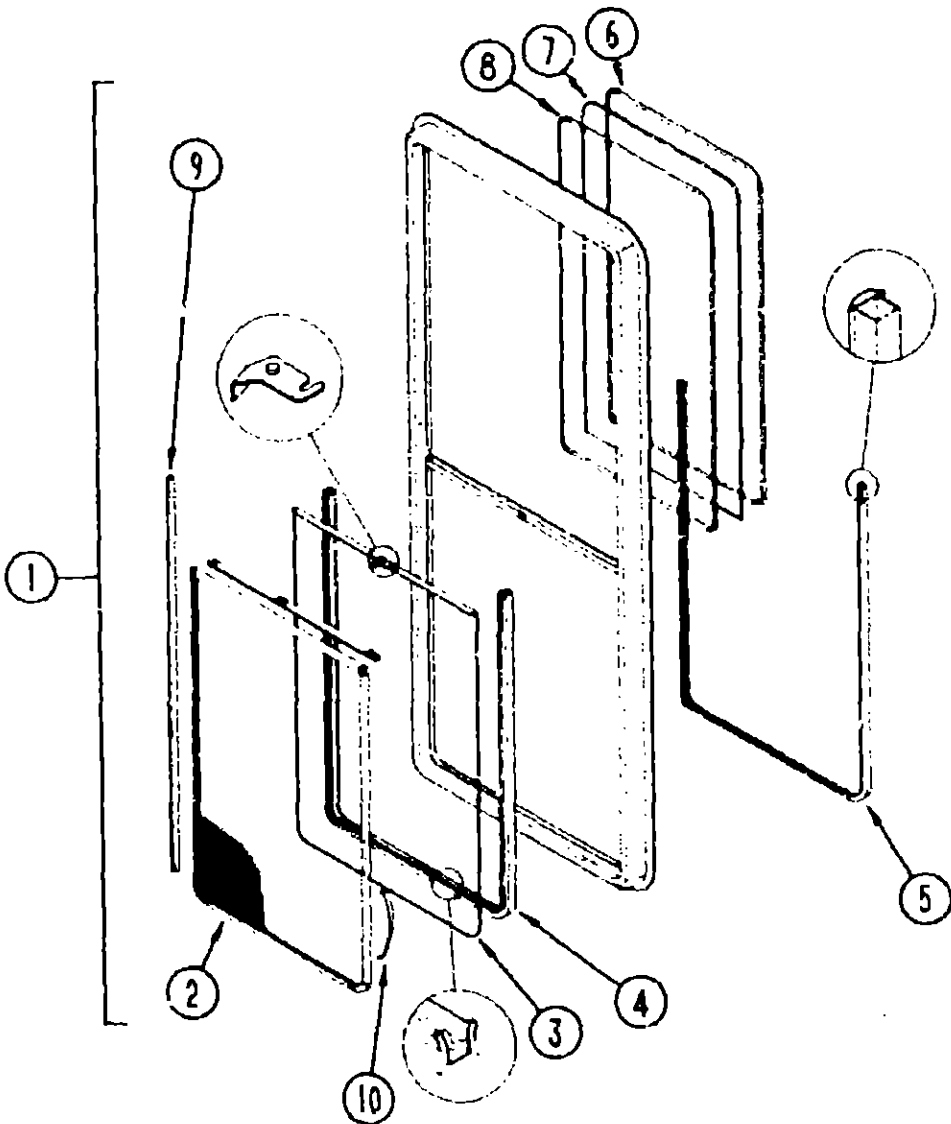
Key	Part Number	U/M	Description
1	092234-02-Y12	EA	Window Asm. - Double Tipout - 30.8" x 53.4" (w/o inside frame)
	090893-09-01A	EA	Inside Frame (not included w/Window Assembly)
2	035302-02-000	EA	Operator Drive
3	090025-01-000	EA	Extension - Window Knob (not included w/Window Assembly)
4	067052-02-000	EA	Window Knob - Beige (not included w/Window Assembly)
	089371-01-000	EA	Screw - Window Knob (not included w/Window Assembly)
5	083227-08-000	EA	Torque Tube Asm.
6	100168-01-000	EA	Screen Clip
7	100234-04-B07	EA	Screen Asm. - Right Side (Illustrated)
	100234-03-B07	EA	Screen Asm. - Left Side (Not illustrated)
	080914-01-000	EA	Corner Key - Screen Asm.
8	088816-51-001	EA	Torque Tube Sleeve
9	080218-03-000	SF	Window Screen - 12"
	100240-01-000	FT	Window Screen Spline
10	090636-55-001	EA	Mullion - Vertical - Black
11	063228-08-000	EA	Torque Tube Asm.
12	084068-22-000	EA	Glass - 9.2" x 29.9"
13	086762-01-000	EA	Window T-Nut
14	068927-03-000	EA	Seal - Rubber
15	084473-01-000	EA	Seal - Rubber
16	086763-01-000	EA	Seal - #10 - 32 x 1/4" PTH
17	097578-01-000	EA	Connecting Rod Asm.
	084453-01-000	EA	Plastic Washer - .06 x .50 x .135
	085315-01-000	EA	Shoulder Rivet
	081649-01-000	EA	Snap Ring Clip
18	084453-02-000	EA	Plastic Washer - .06 x .50 x .25
19	089913-01-000	EA	Hinge
20	035302-01-000	EA	Operator Drive
21	084067-02-000	FT	Seal - Sponge Rubber
22	069640-06-000	FT	Ribbon Seal (not included w/Window Assembly)

1990 ITASCA  
TABLE OF CONTENTS

INTRODUCTION	A-01 - A-02
ABBREVIATIONS	A-03
ALPHABETICAL/GROUP REFERENCE	A-04 - A-06
IF424RC	A-07 - D-12
IF426RT	D-13 - G-16
IF427RT	G-17 - K-03

1990 IF427RT INDEX

Floor Plan	G-17 - G-18
Accessories Group	G-19 - G-22
Bath Group	G-23 - G-24
Bedroom Group	H-01 - H-02
Chassis Group	H-03 - H-07
Curtain, Cushion & Pad Group	H-08 - H-16
Dinette Group	H-17 - H-18
Driver's Compartment Group	H-19 - H-21
Electrical Group	H-22 - I-01
Exterior Body Group	I-02 - I-06
Galley Group	I-07 - I-12
Heating & Air Conditioning Group	I-13 - I-14
Interior Finish Group	I-15 - I-17
Labels Group	I-18 - J-01
LP Group	J-02
Lounge Group	J-03 - J-04
Sealants & Fasteners Group	J-05 - J-07
Water & Sewage Group	J-08 - J-11
Window, Vent & Exterior Door Group	J-12 - K-03



Key	Part Number	U/M	Description
1	098644-01-715	EA	Window Asm. - 22" x 15" (w/o inside frame)
	098644-02-704	EA	Inside Frame (not included in assembly)
2	098644-02-703	EA	Screen w/Weatherstrip & Frame Spring (Clip)
3	098644-02-701	EA	Sash w/Latch & Sliding Glass
	098644-01-700	EA	Latch - Repair Kit
4	098644-01-708	FT	Channel - Pierced Run
	098644-01-701	EA	Splice Plate - Window
	098644-01-702	EA	Screw - Splice - #6 - 32 x 1/4" Pan Head
	098644-01-703	EA	Screw - Locking Rail - #6 x 15 Pro Head Recess - Black
5	098644-01-706	FT	Weatherstrip
6	098644-01-705	FT	Glazing Strip
7	098644-02-700	EA	Glass - Stationary - 13.77" x 16.15"
8	098644-01-707	EA	Rail - Locking w/Weatherstrip
	098644-01-710	FT	Track - Screen Spacer - 12' Length
9	098644-01-711	FT	Weatherstrip - Screen - Black
10	098644-01-713	EA	Spring - Screen Frame (Clip) - Plastic - Black
	098644-01-716	EA	Plug - Filler

GALLEY VERTICAL SLIDER (EXCEL)

1990 ITASCA  
TABLE OF CONTENTS

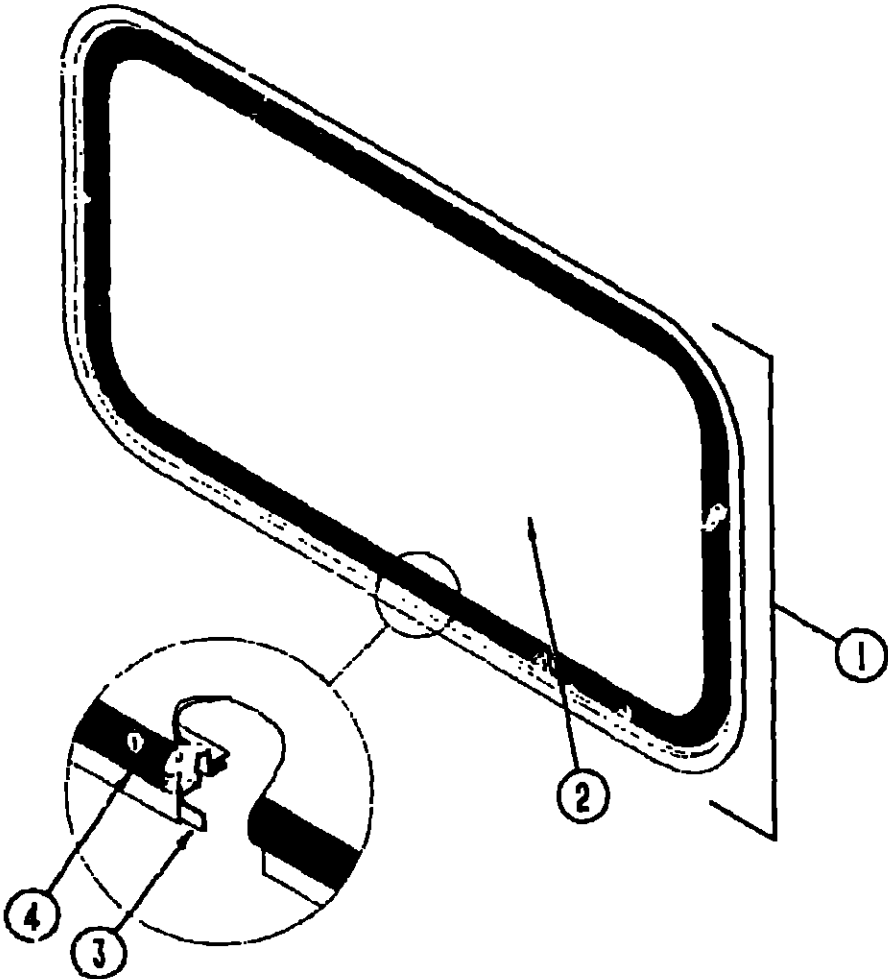
INTRODUCTION	A-01 - A-02
ABBREVIATIONS	A-03
ALPHABETICAL/GROUP REFERENCE	A-04 - A-06
IF424RC	A-07 - D-12
IF426RT	D-13 - G-16
IF427RT	G-17 - K-03

1990 IF427RT INDEX

Floor Plan	G-17 - G-18
Accessories Group	G-19 - G-22
Bath Group	G-23 - G-24
Bedroom Group	H-01 - H-02
Chassis Group	H-03 - H-07
Curtain, Cushion & Pad Group	H-09 - H-16
Dinette Group	H-17 - H-18
Driver's Compartment Group	H-19 - H-21
Electrical Group	H-22 - I-01
Exterior Body Group	I-02 - I-06
Galley Group	I-07 - I-12
Heating & Air Conditioning Group	I-13 - I-14
Interior Finish Group	I-15 - I-17
Labels Group	I-18 - J-01
LP Group	J-02
Lounge Group	J-03 - J-04
Sealants & Fasteners Group	J-05 - J-07
Water & Sewage Group	J-08 - J-11
Window, Vent & Exterior Door Group	J-12 - K-03

BUNK SLANT SLIDER

Key	Part Number	U/M	Description
	098646-02-700	EA	Window - Slant Slider - Driver Side (w/o inside frame)
	098646-01-706	EA	Window - Slant Slider - Passenger Side - (w/o inside frame)
	098646-01-705	EA	Inside Frame - Window (not included in assembly)
	098646-01-702	EA	Glass - Sliding Sash & Lock
	098644-01-700	EA	Latch Repair Kit
	098644-01-716	EA	Filler Plug
	098644-01-705	FT	Glazing Strip
	098644-01-708	FT	Channel - Pierced Run
	098646-01-700	EA	Glass - Stationary - 22.1" x 10.77"
	098646-01-703	EA	Spacer Track
	098646-01-704	EA	Screen - Window w/Spring & Weatherstrip
	098644-01-701	EA	Splice Plate - Window
	098644-01-702	EA	Screw - Splice - #6 - 32 x 1/4 Pan Head
	098644-01-703	EA	Screw - Locking Rail - #6 x 1.5" Black
	098644-01-706	FT	Weatherstripping
	098646-01-701	EA	Rail - Locking w/Weatherstrip
	098644-01-711	FT	Weatherstrip - Screen - Black
	098644-01-713	EA	Spring - Screen Frame - Black Plastic



1990 ITASCA  
TABLE OF CONTENTS

INTRODUCTION	A-01 - A-02
ABBREVIATIONS	A-03
ALPHABETICAL/GROUP REFERENCE	A-04 - A-06
IF424RC	A-07 - D-12
IF426RT	D-13 - G-16
IF427RT	G-17 - K-03

1990 IF427RT INDEX

Floor Plan	G-17 - G-18
Accessories Group	G-19 - G-22
Bath Group	G-23 - G-24
Bedroom Group	H-01 - H-02
Chassis Group	H-03 - H-07
Curtain, Cushion & Pad Group	H-08 - H-16
Dinette Group	H-17 - H-18
Driver's Compartment Group	H-19 - H-21
Electrical Group	H-22 - I-01
Exterior Body Group	I-02 - I-06
Galley Group	I-07 - I-12
Heating & Air Conditioning Group	I-13 - I-14
Interior Finish Group	I-15 - I-17
Labels Group	I-18 - J-01
LP Group	J-02
Lounge Group	J-03 - J-04
Sealants & Fasteners Group	J-05 - J-07
Water & Sewage Group	J-08 - J-11
Window, Vent & Exterior Door Group	J-12 - K-03

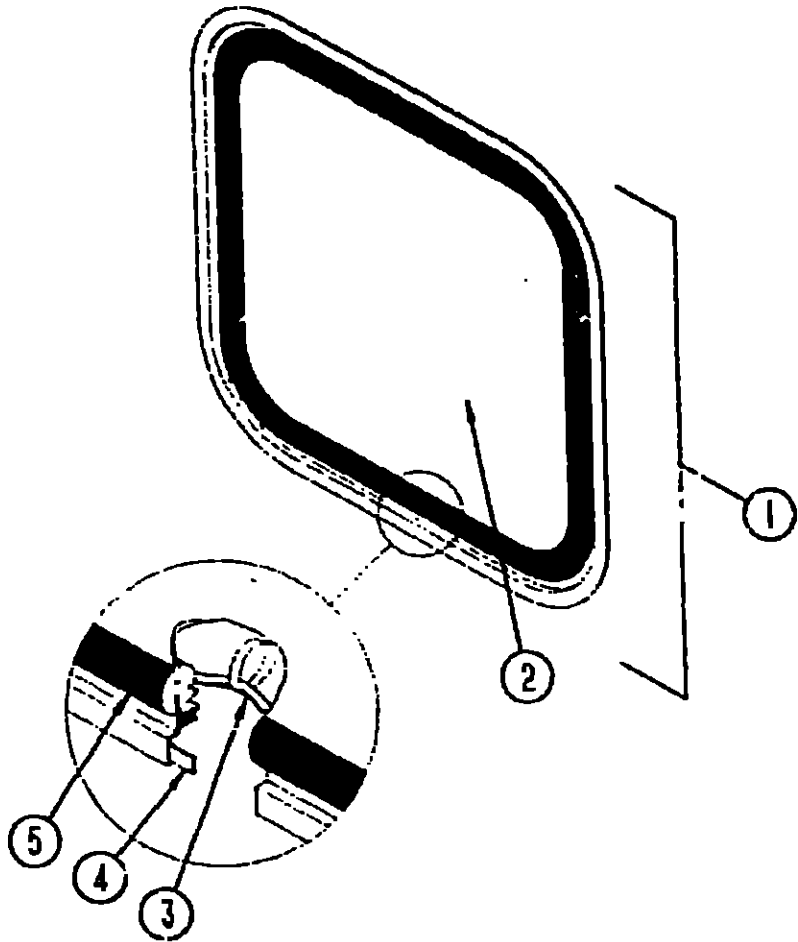
FRONT PICTURE WINDOW  
(From 00-00-00 Thru: 05-27-90)

Key	Part Number	U/M	Description
1	078533-06-AA3	EA	Window Asm. - Front Picture - 14" x 24" - Black (w/o inside frame)
	041938-12-000	EA	Inside Frame - Black (not included in assembly)
2	002200-07-000	EA	Glass - Tempered - Picture Window - 15.3" x 32.5"
3	069640-06-000	FT	Ribbon Sealer - 5/16" Bead x 15'
4	002281-01-000	EA	Weatherstrip - Self Seal - .06" Panel x 3/16" - Black

FRONT PICTURE WINDOW  
(From: 05-28-90 Thru: 99-99-99)

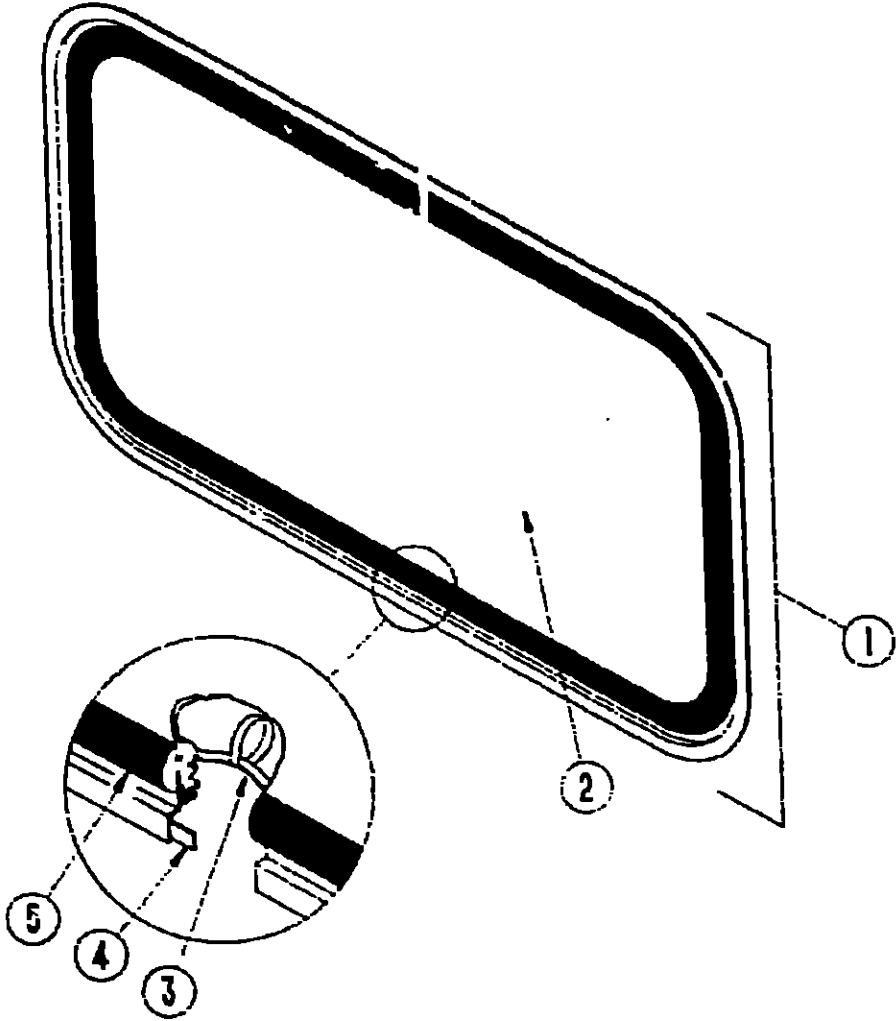
Key	Part Number	U/M	Description
1	078533-08-B13	EA	Window Asm. - Picture
	041938-12-000	EA	Inside Frame - Black (not included in assembly)
2	002181-13-000	EA	Glass - Picture Window - Gray
3	069640-06-000	FT	Ribbon Sealer - 5/16" Bead x 25'
4	002281-02-000	EA	Weatherstrip - Self Seal - .06 Panel x .125"





ESCAPE WINDOW

Key	Part Number	U/M	Description
1	079729-02-T03	EA	Window Asm. - Sidewall - Escape - 22" x 24" - Black (w/o Inside Frame)
1	079729-03-W17	EA	Window Asm. - Sidewall - Escape - 22" x 24" - Black (w/o Inside Frame)
	020749-09-000	EA	Inside Frame - Black (not included in assemblies)
2	041392-03-000	EA	Glass - 1/8" x 21.6" x 19.6"
3	00265-1-000	FT	Filler - Weatherstrip - Black
4	069640-06-000	FT	Ribbon Sealer - 5/16" Bead x 25'
5	002282-01-000	FT	Weatherstrip - 1.25" Window
	005199-01-000	EA	Label - "Exit" - Escape Window
	077066-01-702	EA	Tape Asm. - Escape Window - Red



ESCAPE WINDOW

Key	Part Number	U/M	Description
1	078536-01-T03	EA	Window Asm. - Escape - 23" x 68" (w/o inside frame)
	042027-12-000	EA	Inside Frame - Black (not included in assembly)
2	002178-01-000	EA	Glass - 19.6" x 64.8"
3	002285-01-000	FT	Filler - Weatherstrip - Black
4	069640-06-000	FT	Ribbon Sealer - 5/16" Bead x 25'
5	002282-08-000	FT	Weatherstrip - 1.25" Window
	077066-01-702	EA	Tape Asm. - Escape Window - Red

1990 ITASCA  
TABLE OF CONTENTS

INTRODUCTION	A-01 - A-02
ABBREVIATIONS	A-03
ALPHABETICAL/GROUP REFERENCE	A-04 - A-06
IF424RC	A-07 - D-12
IF426RT	D-13 - G-16
IF427RT	G-17 - K-03

1990 IF427RT INDEX

Floor Plan	G-17 - G-18
Accessories Group	G-19 - G-22
Bath Group	G-23 - G-24
Bedroom Group	H-01 - H-02
Chassis Group	H-03 - H-07
Curtain, Cushion & Pad Group	H-08 - H-16
Dinette Group	H-17 - H-18
Driver's Compartment Group	H-19 - H-21
Electrical Group	H-22 - I-01
Exterior Body Group	I-02 - I-06
Galley Group	I-07 - I-12
Heating & Air Conditioning Group	I-13 - I-14
Interior Finish Group	I-15 - I-17
Labels Group	I-18 - J-01
LP Group	J-02
Lounge Group	J-03 - J-04
Sealants & Fasteners Group	J-05 - J-07
Water & Sewage Group	J-08 - J-11
Window, Vent & Exterior Door Group	J-12 - K-03

WINDOW, VENT & EXTERIOR DOOR GROUP (CONTINUED)

POWERED ROOF VENT			
Key	Part Number	U/M	Description
	090394-01-Y12	EA	Vent Asm. - Roof - Powered
	009440-01-000	EA	Lift Mechanism
	009439-03-000	EA	Extension
	009439-04-000	EA	Screw
	009439-02-000	EA	Knob - Roof Vent - Black
	048649-01-000	EA	Fan - Plastic - 6"
	008195-01-000	EA	Switch - Push Button - 12 Volt
	015911-01-000	EA	Track - Slide - Roof Vent
	002825-01-000	EA	Weatherstrip Seal
	048648-01-000	EA	Motor - 12 Volt
	051384-01-000	EA	Cover Asm. - Roof Vent
	052639-01-200	EA	Hinge - 7" - Roof Vent
	078785-01-Y12	EA	Screen Asm. - Roof Vent - Powered
	002291-02-000	SF	Screen - Window - 16" - Charcoal
	002298-02-000	FT	Spline - Charcoal
	084079-03-000	EA	Vent Asm. - Roof - Powered - Off White - Fantastic (Option L41M)
	064469-02-000	EA	Vent Asm. - Roof - 14" x 14" - 12V - w/o Screen Asm. (CSA)

NON-POWERED VENT			
Key	Part Number	U/M	Description
	090395-01-Y12	EA	Vent Asm. - Roof - Non-Powered - w/o Screen
	009440-01-000	EA	Lift Mechanism Asm.
	009439-03-000	EA	Extension
	009439-04-000	EA	Screw
	009439-02-000	EA	Knob - Roof Vent - Black
	015911-01-000	EA	Track - Slide - Roof Vent
	002825-01-000	EA	Weatherstrip Seal
	055216-01-000	EA	Cover Asm. - Roof Vent
	052639-01-200	EA	Hinge - 7" - Roof Vent
	078785-01-Y12	EA	Screen Asm. - Charcoal
	002291-02-000	SF	Screen - Window - 16" - Charcoal
	002298-02-000	FT	Spline - Charcoal

1990 ITASCA  
TABLE OF CONTENTS

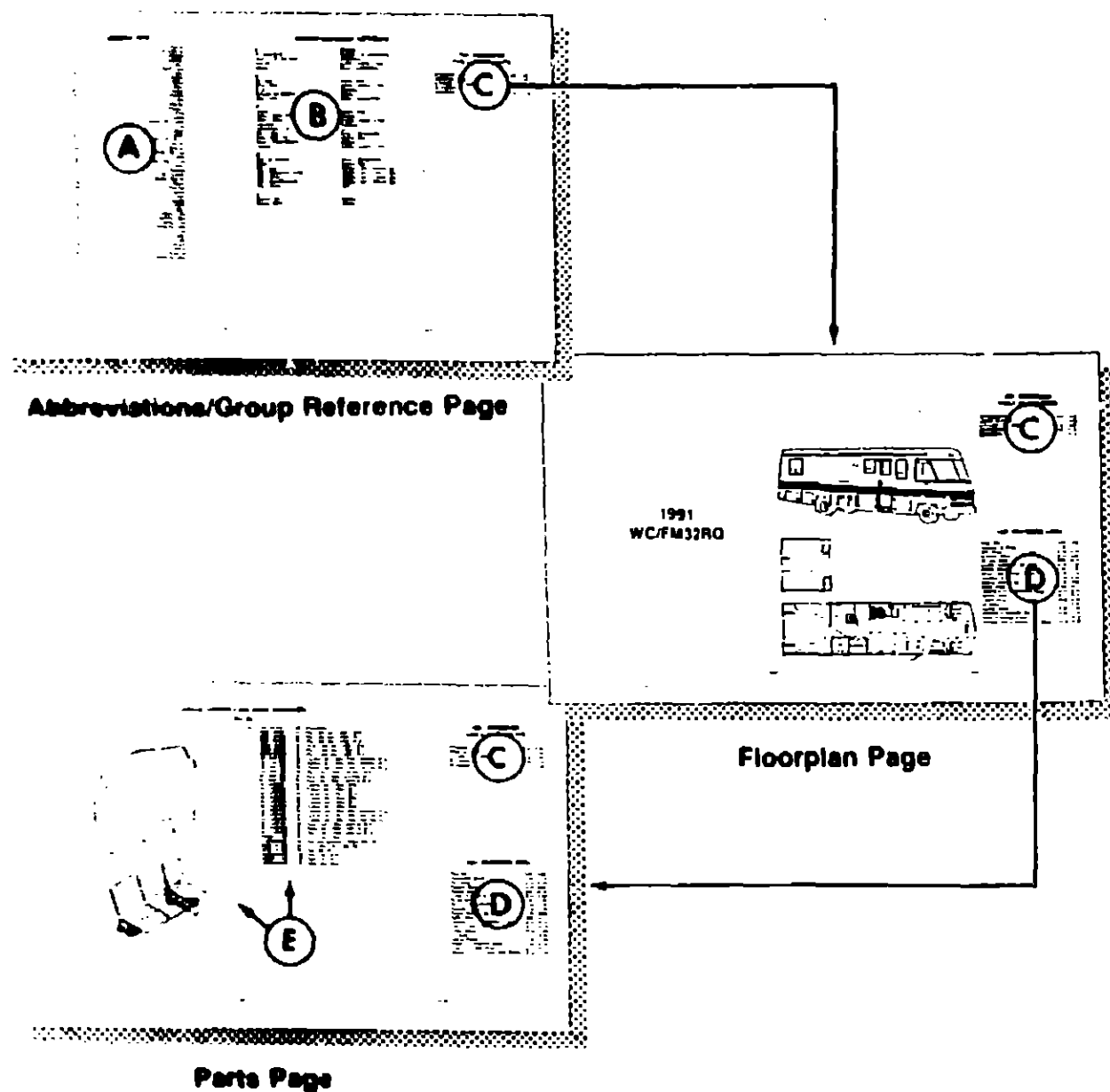
INTRODUCTION	A-01 - A-02
ABBREVIATIONS	A-03
ALPHABETICAL/GROUP REFERENCE	A-04 - A-06
IF424RC	A-07 - D-12
IF426RT	D-13 - G-16
IF427RT	G-17 - K-03

1990 IF427RT INDEX

Floor Plan	G-17 - G-18
Accessories Group	G-19 - G-22
Bath Group	G-23 - G-24
Bedroom Group	H-01 - H-02
Chassis Group	H-03 - H-07
Curtain, Cushion & Pad Group	H-08 - H-16
Dinette Group	H-17 - H-18
Driver's Compartment Group	H-19 - H-21
Electrical Group	H-22 - I-01
Exterior Body Group	I-02 - I-26
Gailey Group	I-07 - I-12
Heating & Air Conditioning Group	I-13 - I-14
Interior Finish Group	I-15 - I-17
Labels Group	I-18 - J-01
LP Group	J-02
Lounge Group	J-03 - J-04
Sealants & Fasteners Group	J-05 - J-07
Water & Sewage Group	J-08 - J-11
Window, Vent & Exterior Door Group	J-12 - K-03

## INTRODUCTION

Winnebago Industries microfiche parts catalogs are arranged in related groups such as Bath, Chassis, Electrical, Exterior, etc. The following illustrations will guide you in how to use this catalog. An explanation of each item is listed in the key at the bottom of the page.



- A - Abbreviations:** List of abbreviations used in this catalog.
- B - Alphabetical/Group Reference:** List of parts in alphabetical order indicating the groups in which parts are located. (NOTE: Certain parts listed are not available on some models.) Go to a specific unit group index (D) for exact page locations.
- C - Table of Contents:** Tells you where each unit is located on the fiche card.
- D - Unit Group Index:** Shows page locations for groups in listed model.
- E - Parts List & Illustrations:** Illustrations are shown for clarification only. Variations may occur in some models. Some parts or assemblies have references to the Common Items fiche. For a detailed breakdown of these parts, please look them up on the Common Items fiche.

**NOTE:** To order parts, you must know the model number, model year, and color code of the motor home. This information is listed on the Vehicle Certification Label (shown) located on the driver's door or driver's door post. If the coach does not have a driver's door, the label is located on the side panel to the left of the driver's seat. The model year is designated by the 6th digit of the body serial number as explained below.

MANUFACTURED BY <b>W</b> WINNEBAGO INDUSTRIES		INCOMPLETE VEHICLE MANUFACTURED BY ① MOTORS CORP ②	
MONTH AND YEAR OF MANUFACTURE: ③		④	
GVWR	LB	KG	
SUITABLE TIRE AND RIM CHOICE	TIRE	RIM	
COLD INFLATION PRESSURE	PSI	KPA	
THIS VEHICLE CONFORMS TO ALL APPLICABLE FEDERAL MOTOR VEHICLE SAFETY STANDARDS IN EFFECT ON THE DATE OF MANUFACTURE SHOWN ABOVE.			
SERIAL NO.	⑤	VIN	⑥
TYPE	⑦	MODEL	⑧
		COLOR	⑨

### VEHICLE CERTIFICATION LABEL

#### Explanation of Data:

1. Chassis manufacturer
2. Chassis manufacture date (month/year)
3. Month and year of manufacture at Winnebago Industries
4. Serial Number: This is the body serial number assigned to the completed vehicle by Winnebago Industries.
5. Vehicle Identification Number (VIN): This number identifies the chassis on which the motor home is built.
6. Model: Lists the Winnebago Industries product model number
7. Color: Signifies the color code number of the decor used throughout the vehicle

#### Body Serial Number Explanation

EXAMPLE: 10N861256789

10	N86	1	2	56789
Brand:				Mfg. Serial No.
10 - Winnebago				
70 - Itasca				
Model Code				Revision
				Model Year
				W - '87
				X - '88
				Y - '89
				0 - '90
				1 - '91
				2 - '92

#### Model Number Explanation

EXAMPLE: WCN36RA

W	C	N	36	RA
Brand:				Floorplan Code
W-WINNEBAGO				
I-ITACSA				
Chassis Mfg.:				Coach Length (Approx.)
C - CHEVROLET				
F - FORD				
J - JOHN DEERE				
K - OSHKOSH				
T - TOYOTA				
Body Series:				
2 - LESHARO/PHASAR				
3 - WARRIOR/SPIRIT (CLASS C)				
4 - MINNIE WINNIE/SUNDANCER				
F - WARRIOR/SPIRIT (CLASS A)				
M - SUPERCHIEF/SUNCRUISER				
N - CHIEFTAIN/SUNFLYER				
P - ELANDAN/WINDCRUISER				
T - TOYE				

ABBREVIATIONS

A	Amperes
A/C	Air Conditioning
Anod	Anodized
Asm	Assembly
Aux	Auxiliary
BF	Board Feet
Blk	Black
Brkt	Bracket
Cab	Cabinet
Ckt	Circuit
Dbl	Double
Dia	Diameter
EA	Each
Ext	Extension
Extr	Extrusion
Fin	Finish
F	Female
FPT	Female Pipe Thread
FT	Foot
GA	Gauge
GL	Gallon
G.P.M.	Gallon per Minute
Grnd	Ground
Hdw	Hardware
I.D.	Inside Diameter
I/S	Inside
MPT	Male Pipe Thread
Mt	Mount
Mtg	Mounting
N/A	Not Available
O.D.	Outside Diameter
O/S	Outside
OVHD	Overhead
OZ	Ounce
Pcs	Pieces
Pkg	Package
Plas	Plastic
QT	Quart
SF	Square Feet
SST	Stainless Steel
SY	Square Yard
TP	Tempered Plate
V	Volt
W	Watts
w/	With
Wdo	Window
w/o	Without
W/S	Windshield
W/S/W	Windshield Wiper

ALPHABETICAL/GROUP REFERENCE

<b>A</b>	<b>Group</b>
Air Conditioning	Heating & Air Conditioning
Antenna - TV and Radio	Accessories
Armrests	Curtain, Cushion & Pad
Ashtray	Driver's Compartment
<b>B</b>	
Batt Strips	Interior Finish
Bucket Seats	Curtain, Cushion & Pad
Bulbs	Electrical
Bumpers and Brackets	Chassis
Bunk - Front	Driver's Compartment
<b>C</b>	
Carpets	Interior Finish
Carrier - Spare Tire	Chassis
Chairs - Swivel	Chairs, Cushion & Pad
Converters	Electrical
Compartment - LP	LP
Cover - Motor	Driver's Compartment
Cover - Spare Tire	Exterior Body
Covers - Wheel Chrome	Chassis
Cushions	Curtain, Cushion & Pad
<b>D</b>	
Dash and Controls	Driver's Compartment
Decals	Exterior Body
Door - Entry	Window, Vent & Exterior Door
Door - Refrigerator Access	Window, Vent & Exterior Door
Door - Screen	Window, Vent & Exterior Door
Door - Sewer/Electrical	Window, Vent & Exterior Door
Door - Shower	Bath
<b>E</b>	
Entrance Step	Chassis
Exhaust System	Chassis

1990 ITASCA  
TABLE OF CONTENTS

INTRODUCTION	A-01 - A-02
ABBREVIATIONS	A-03
ALPHABETICAL/GROUP REFERENCE	A-04 - A-06
IC/FP32RQ	A-07 - E-08
IC/FP37RQ	E-09 - I-13

ALPHABETICAL/GROUP REFERENCE (CONT.)

<b>F</b> Fabrics Fabrics Fire Extinguisher Fittings - Holding Tank Fittings - Water Tank Floor Mat Front End Components Furnace	<b>Group</b> Curtain, Cushion & Pad Interior Finish Accessories or Interior Finish Water & Sewage Water & Sewage Interior Finish Exterior Body Heating & Air Conditioning
<b>G</b> Gauges - Dash Generators (if equipped)	Driver's Compartment Chassis
<b>H</b> Hair Dryer (if equipped) Hardware - Table Hardware - Couch Headlight Bezels Heater - Water Hitch - Trailer Hood Hood - Range Hose - Sewer	Bath Dinette Curtain, Cushion & Pad Exterior Body Water & Sewage Chassis Exterior Body Galley Water & Sewage
<b>L</b> Labels Lavatory Lights - Exterior Lights - Interior	Labels Bath Electrical Electrical
<b>M</b> Manual - Operators Mattress Microwave Oven (if equipped) Mirror - Exterior Mirror - Rearview Mud Flaps	Accessories Curtain, Cushion & Pad Galley Exterior Body Driver's Compartment Chassis

ALPHABETICAL/GROUP REFERENCE (CONT.)

<b>P</b> Paints Paneling Pedestals Power Cords Pumps - Water - Demand	<b>Group</b> Exterior Body Interior Finish Curtain, Cushion & Pad Electrical Water & Sewage
<b>R</b> Rack and Ladder - Roof (if equipped) Radios Range Refrigerator Regulator - LP	Accessories or Exterior Body Accessories Galley Galley LP
<b>S</b> Smoke Detector	Accessories or Electrical
<b>T</b> Tank - Fuel Tank - LP Gas Television (if equipped) Toilet Tray - Battery Tray - Beverage	Chassis LP Accessories Bath Chassis Drivers Compartment
<b>V</b> Vacuum Cleaner (if equipped) Vents	Accessories Window, Vent & Exterior Door
<b>W</b> Wheel Well Windows and Glass Windshield Windshield Trims Windshield Washer Windshield Wiper	Chassis Window, Vent & Exterior Door Window, Vent & Exterior Door Exterior Body Exterior Body Exterior Body

1990 ITASCA TABLE OF CONTENTS	
INTRODUCTION	A-01 - A-02
ABBREVIATIONS	A-03
ALPHABETICAL/GROUP REFERENCE	A-04 - A-06
IC/FP32RQ	A-07 - E-08
IC/FP37RQ	E-09 - I-13