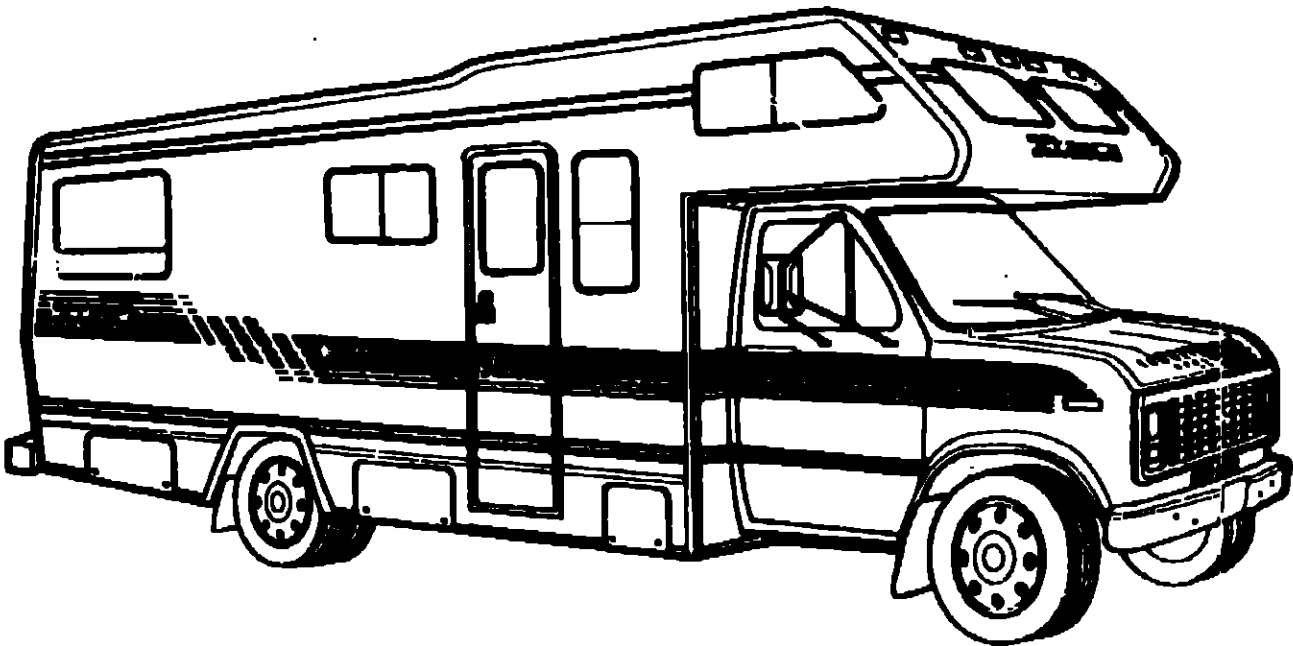
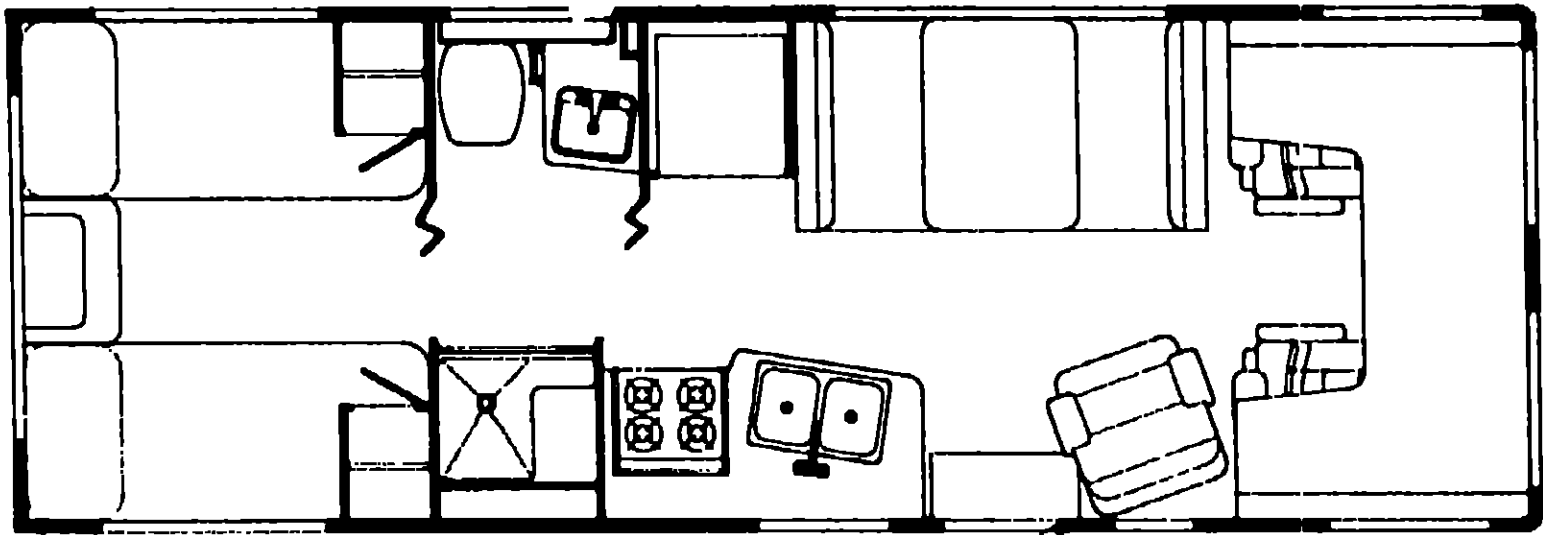
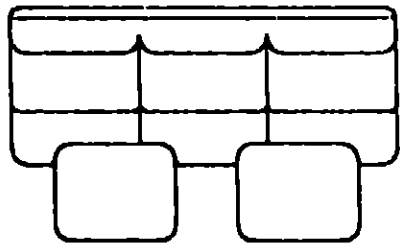
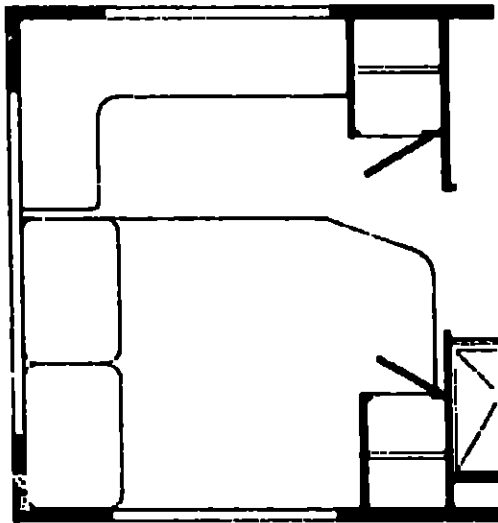


1990 ITASCA
TABLE OF CONTENTS

INTRODUCTION	A-01 - A-02
ABBREVIATIONS	A-03
ALPHABETICAL/GROUP REFERENCE	A-04 - A-06
IF424RC	A-07 - D-12
IF426RT	D-13 - G-16
IF427RT	G-17 - K-03



1990
IF426RT



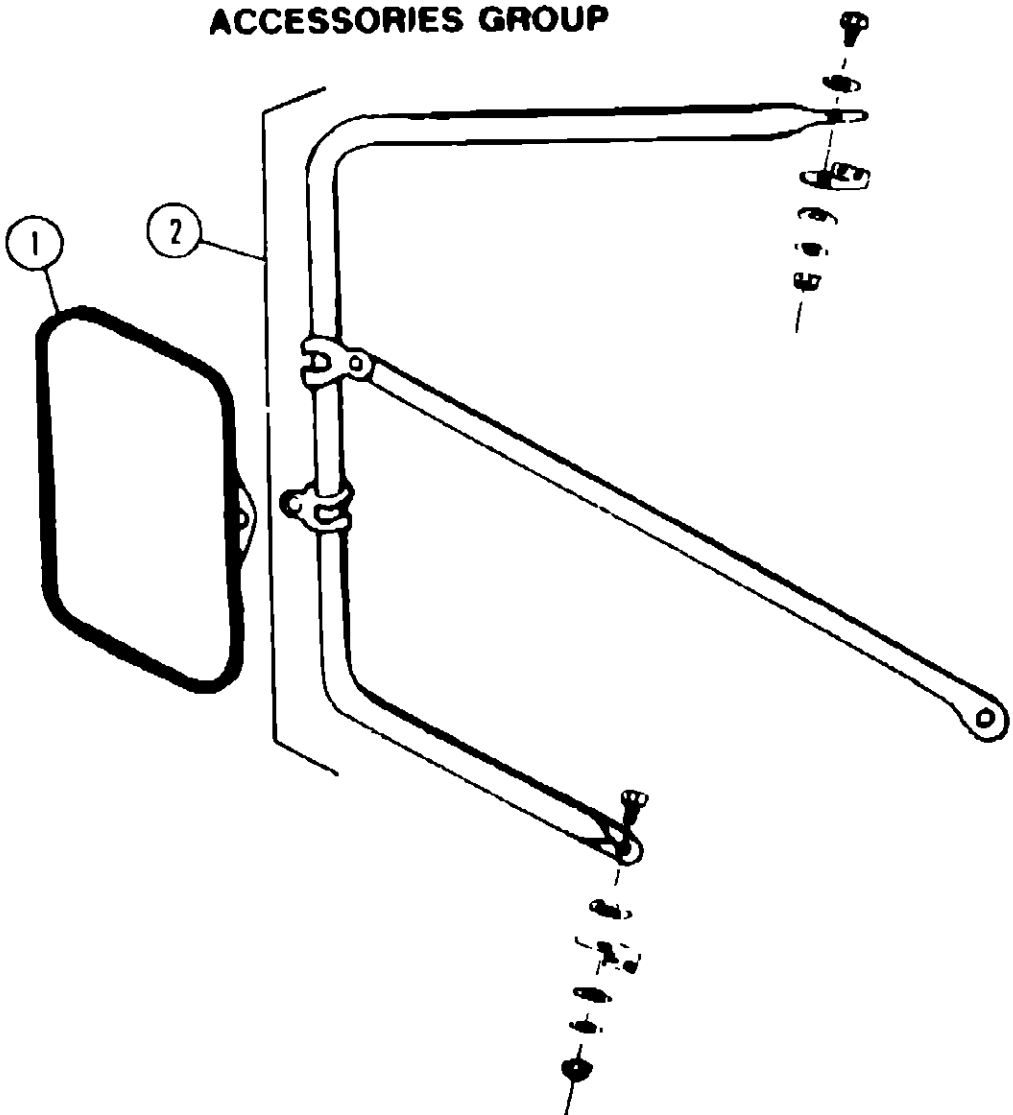
D-13

D-14

1990 IF426RT INDEX

Floor Plan	D-13 - D-14
Accessories Group	D-15 - D-19
Bath Group	D-20 - D-21
Bedroom Group	D-22 - D-24
Chassis Group	E-01 - E-05
Curtain, Cushion & Pad Group	E-06 - E-14
Dinette Group	E-15 - E-16
Driver's Compartment Group	E-17 - E-18
Electrical Group	E-19 - E-21
Exterior Body Group	E-22 - F-02
Galley Group	F-03 - F-07
Heating & Air Conditioning Group	F-08 - F-09
Interior Finish Group	F-10 - F-11
Labels Group	F-12 - F-13
LP Group	F-14
Lounge Group	F-15
Sealants & Fasteners Group	F-21 - F-23
Water & Sewage Group	F-24 - G-11
Window, Vent & Exterior Door Group	G-02 - G-16

ACCESSORIES GROUP



EXTERIOR MIRRORS

Key	Part Number	U/M	Description
1	049347-01-000	EA	Mirror Head 7 1/2" x 10 1/2" - Stainless Steel
	049347-03-000	EA	Mirror Head 7 1/2" x 10 1/2" - Black
	049347-01-700	EA	Glass - Exterior Mirror 7 1/2" x 10 1/2"
2	082047-01-000	EA	Arm - West Coast Mirror - Stainless Steel
	006043-01-000	EA	Mirror - Convex - Adhesive Back

WHEEL COVER & MOUNTING HARDWARE

Key	Part Number	U/M	Description
	083181-01-000	EA	Wheel Cover - 16" (Set/4)
	083181-01-700	EA	Wheel Cover 16" (1)
	083181-04-702	EA	Nut - Cover 16"
	091209-05-000	EA	Wheel Liner 16" Dia - (Set/4) (Option L63)
	091209-05-701	EA	Liner - Rear Only (1) w/Axle Cover & 8 Lug
	091209-05-700	EA	Liner - Front Only (1) w/Axle Cover & 8 Lug
	091209-03-702	EA	Cover - Front Axle
	091209-03-703	EA	Cover - Rear Axle
	091209-03-704	EA	Snap Ring
	091209-10-000	EA	Wheel Liner - 16" Dia - Ford (set) (option L63)
	091209-10-700	EA	Cover - Axle - Front
	091209-10-701	EA	Cover - Axle - Rear
	091209-10-702	EA	Liner - Front Only (1)
	091209-10-703	EA	Liner - Rear Only (1)
	091209-10-704	EA	Nut - Lug - w/Washer
	091209-10-705	EA	Cover - Lug Nut

ACCESSORIES GROUP (CONTINUED)

MISCELLANEOUS ACCESSORIES

Key	Part Number	U/M	Description
	054185-35-000	EA	Owner's Manual - 1990 - Itasca & Winnebago
	094499-01-000	EA	Fire Extinguisher - Dry 1A 10BC
	083219-03-000	EA	Floor Mat - Black - Right
	083219-04-000	EA	Floor Mat - Black - Left
	081075-01-000	EA	Mat - Entrance - "Winnebago"
	072852-01-000	EA	Smoke Detector w/9 Volt Battery
	097716-01-01A	EA	Clock - Wall
	069580-01-000	EA	Lug Wrench - 1" x 1 25" x 16 3"
	069580-02-000	EA	Leverage Bar - 22" Lug Wrench
	092318-01-000	EA	Binder - 3 Ring - Vendor Manual
	092319-01-000	EA	Page - Plastic Pocket
	098084-14-000	EA	Cassette - Sundancer

GENERATORS & COMPONENTS (OPTION L39E)

Key	Part Number	U/M	Description
	100974-03-000	EA	Generator - 4.0 kw - Emerald Plus - FN/29237
	079654-05-000	EA	Exhaust Pipe - Angled - w/Flange - 2" ID
	079654-01-700	EA	Hinge Kit - Emerald Generator
	081364-02-000	EA	Muffler - Generator - 4.0 Emerald
	078045-01-000	EA	Strap - Support - Generator - 4 Hole
	084365-01-000	EA	Strap - Support - Generator - 2 Hole
	093591-02-000	EA	Exhaust Pipe - Generator - Curved - 1 5" OD
	023942-01-000	EA	Grommet - Rubber, 2" OD
	007125-01-000	EA	Clamp - Muffler - 1 62" Dia
	007125-04-000	EA	Clamp - Muffler - 1.12" Dia
	007161-01-000	EA	Clamp - Hose - Spring Type - 112
	007067-01-000	EA	Insulation - Fiberglass - 1"
	078137-02-000	EA	Tray Asm - Compartment
	007063-01-000	EA	Hose - Gas - 1 1/4" ID x 1/2" O D

TV ANTENNA & RELATED COMPONENTS

Key	Part Number	U/M	Description
	076319-01-000	EA	Antenna - TV Roof Mount - 44 5" Mast
	076319-01-700	EA	Head - Antenna - Amplified - Winegard RVSA U/V
	076319-01-701	EA	Gear - Elevating - Plastic - Winegard 2200046
	076319-01-702	EA	Shaft Asm - Elevating, Winegard RVP-400A
	076319-01-703	EA	Bearing - Nylon, 5" OD - Winegard 3200656
	076319-01-704	EA	Bearing - Nylon, 1 25" OD - Winegard 3200657
	076319-01-705	EA	Grommet - Nylon, 7/8" ID Winegard 3200658
	076319-01-706	EA	Crank - Elevating, w/Set Screw - Winegard 5755100
	076319-01-707	EA	Spring - Handle, Winegard 5160800
	076319-01-709	EA	Plate - Directional, For Head Winegard 3200644
	076319-03-000	FT	Cable - Coaxial - 75 OHM
	076319-06-000	EA	Adaptor - Cable - Roof Plate
	076319-09-000	EA	Wallplate - Cable Receptacle - TV - Single - Brown
	076319-11-000	EA	Adaptor - Coaxial w/Splitter
	076319-12-000	EA	Connector - Coaxial - One Piece
	086777-02-000	EA	Wallplate - TV Cable - w/Antenna Switch - Brown
	086778-01-000	EA	Receptacle - TV Cable - Exterior w/Cover - Off White
	086778-04-000	EA	Gasket - TV Cable Receptacle
	086756-01-000	EA	Splitter - TV - 2 Way
	082134-01-000	EA	Adapter - TV - Cable To Cable
	087236-01-000	EA	Label - Cable TV Input
	087236-02-000	EA	Label - Cable TV Output

1990 ITASCA
TABLE OF CONTENTS

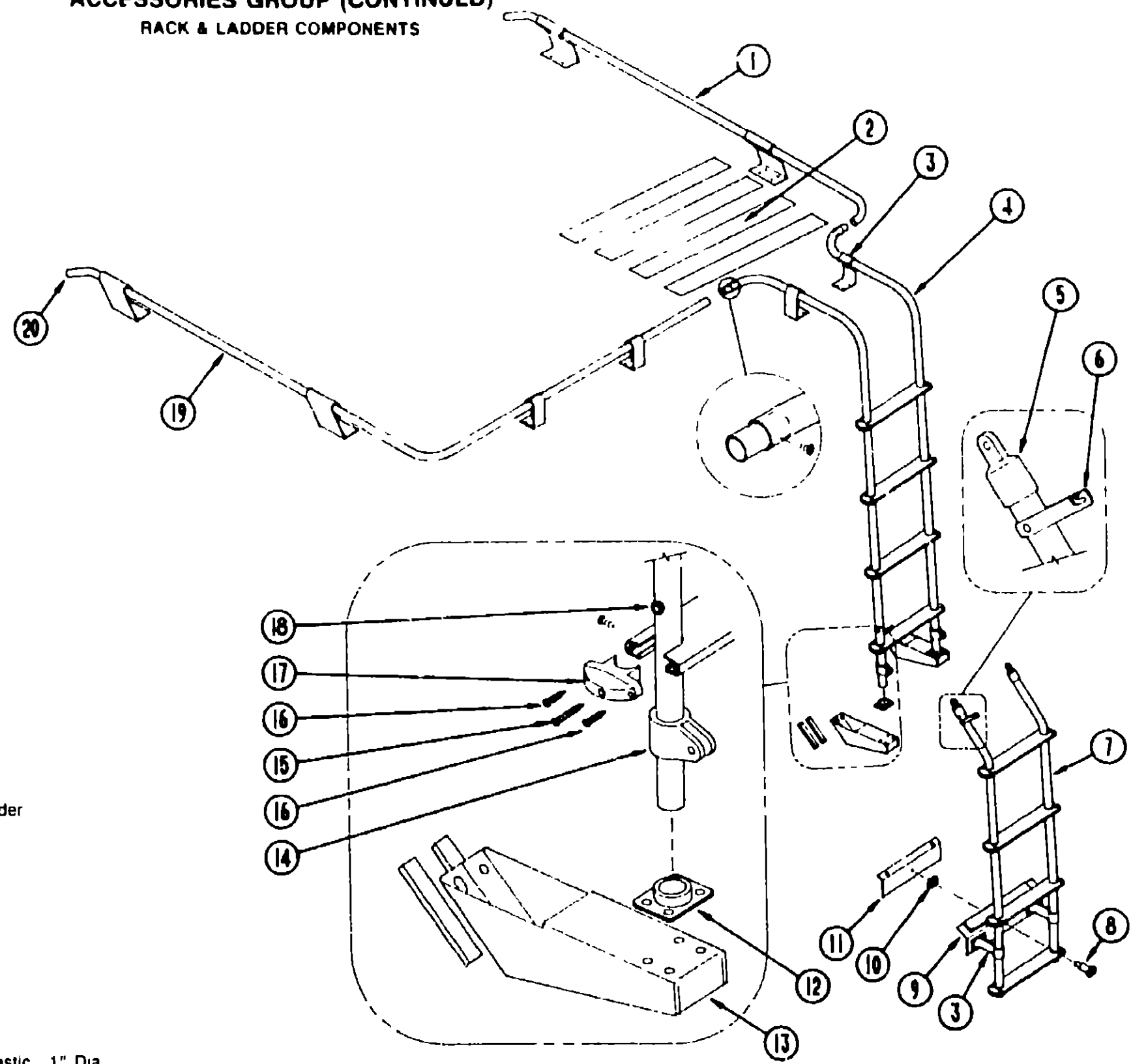
INTRODUCTION	A 01 - A-02
ABBREVIATIONS	A 03
ALPHABETICAL/GROUP REFERENCE	A-04 - A-06
IF424RC	A 07 - D 12
IF426RT	D-13 - G-16
IF427RT	G-17 - K-03

1990 IF426RT INDEX

Floor Plan	D-13 - D-14
Accessories Group	D-15 - D-19
Bath Group	D-20 - D-21
Bedroom Group	D-22 - D-24
Chassis Group	E-01 - E-05
Curtain, Cushion & Pad Group	E-06 - E-14
Linette Group	E-15 - E-16
Driver's Compartment Group	E-17 - E-18
Electrical Group	E-19 - E-21
Exterior Body Group	E-22 - F-02
Galley Group	F-03 - F-07
Heating & Air Conditioning Group	F-08 - F-09
Interior Finish Group	F-10 - F-12
Labels Group	F-13 - F-18
LP Group	F-19
Lounge Group	F-20
Sealants & Fasteners Group	F-21 - F-23
Water & Sewage Group	F-24 - G-01
Window, Vent & Exterior Door Group	G-02 - G-16

* Used after 5/15/91 on
NOTE Items indented below assemblies are serviceable parts for that assembly

ACCESSORIES GROUP (CONTINUED)
RACK & LADDER COMPONENTS



Key	Part Number	U/M	Description
1	081026-01-T03	EA	Rack - Luggage - Passenger Side
2	038327-01 000	EA	Tape - Anti Slip 2" x 60"
3	Non serviceable	EA	Standoff - Rack & Ladder - Bright Dipped
4	080999-01-T03	EA	Ladder - Upper
5	081115 01 000	EA	Cap - Top - 1"
6	080873-01 000	EA	Latch - Ladder - Lower - Gray
7	080997 01-T03	EA	Ladder - Lower
8	081056-01-000	EA	Pin - Quick Release - Single Action - Ladder
9	081152-01-000	EA	Plate - Bumper - Ladder - Lower
10	081055-01 000	EA	Spring Grip - Internal Tooth - Ladder
11	081107-01 000	EA	Bracket - Bumper Pin
12	067165-01-000	EA	Mounting Bracket - Ladder - Lower
13	080868-01-000	EA	Footring - Ladder - Upper
	080870-01-000	EA	Shim - Ladder Footring
14	081116-01-000	EA	Slide Top - Rack & Ladder - 1"
15	000G68-10 36T	EA	Screw - 10 12 x 2 25 POH - Black
16	000G39-06-10T	EA	Screw SH/DR - 6 20 x 5/8 PPH - Black
17	076980 02 000	EA	End Cap - Step - Black
18	081113 01-000	EA	Bushing - Flange Plastic - White
19	081026-02-T03	EA	Rack - Luggage - Driver Side
20	081114-01-000	EA	Plug - Round - Rack & Ladder Ends - Plastic 1" Dia

1990 ITASCA
TABLE OF CONTENTS

INTRODUCTION	A 01 - A 02
ABBREVIATIONS	A 03
ALPHABETICAL/GROUP REFERENCE	A 04 - A 06
IF424RC	A-07 - D 12
IF426RT	D-13 - G 16
IF427RT	G 17 - K 03

1990 IF426RT INDEX

Floor Plan	D 13 - D-14
Accessories Group	D-15 - D-19
Bath Group	D-20 - D-21
Bedroom Group	D-22 - D-24
Chassis Group	E-01 - E-05
Curtain, Cushion & Pad Group	E 06 - E-14
Dinette Group	E-15 - E-16
Driver's Compartment Group	E-17 - E-18
Electrical Group	E-19 - E-21
Exterior Body Group	E-22 - F-02
Galley Group	F-03 - F 07
Heating & Air Conditioning Group	F-08 - F-09
Interior Finish Group	F-10 - F-12
Labels Group	F-13 - F-18
LP Group	F-19
Lounge Group	F 20
Sealants & Fasteners Group	F-21 - F 23
Water & Sewage Group	F 24 - G-01
Window, Vent & Exterior Door Group	G-02 - G-16

ACCESSORIES GROUP (CONTINUED)

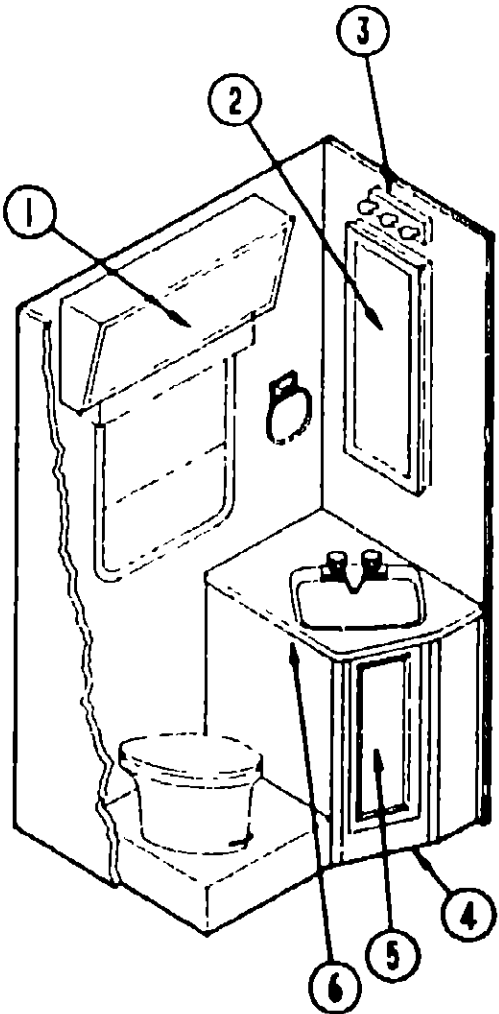
REAR WINDOW WIPER/WASHER OPTION (L59F)

Key	Part Number	U/M	Description
	049360 18 000	EA	Overhead Console - Lt. Oak
	087249 01 000	EA	Motor Asm. - Wiper
	087251 01-000	EA	Blade - Wiper - 16" - Black
	087256 01 000	EA	Switch - Rear Wiper
	087252 01-000	EA	Arm Asm. - Wiper - Black
	087967-01-000	EA	Cover - Wiper Motor - Lt. Oak
	024459 04 000	EA	Gauge Asm. - Voltmeter
	056000 03-000	EA	Bottle - Washer w/Pump - Rear Window
	087337 01 000	EA	Bracket - Wiper Motor

RADIO & RELATED COMPONENTS

Key	Part Number	U/M	Description
	089340 01-000	EA	Grille - Speaker - 6 5" Square
	097459 01 000	EA	Radio - AM/FM - w/Cassette
	090982 01 000	EA	Radio - AM/FM - w/Cassette - Electronic Tune
	074979 01 000	EA	Speaker Cover Protector - Plastic
	094097 01 000	EA	Speaker - 5 25" - w/o Grille
	079385 03 000	EA	Radio - Mounting Kit - Ford
	081059 02-000	EA	Wiring Asm. - 9 Pin - Radio

BATH GROUP



1990 ITASCA
TABLE OF CONTENTS

INTRODUCTION	A 01 - A 02
ABBREVIATIONS	A 03
ALPHABETICAL/GROUP REFERENCE	A-04 - A 06
IF424RC	A 07 - D 12
IF426RT	D-13 - G 16
IF427RT	G-17 - K 03

1990 IF426RT INDEX

Floor Plan	D-13 - D 14
Accessories Group	D 15 - D-19
Bath Group	D 20 - D-21
Bedroom Group	D 22 - D 24
Chassis Group	E-01 - E-05
Curtain, Cushion & Pad Group	E 06 - E-14
Dinette Group	E-15 - E-16
Driver's Compartment Group	E 17 - E-18
Electrical Group	E-19 - E-21
Exterior Body Group	E-22 - F 02
Galley Group	F-03 - F-07
Heating & Air Conditioning Group	F 08 - F 09
Interior Finish Group	F 10 - F-12
Labels Group	F-13 - F-18
LP Group	F-19
Lounge Group	F 20
Sealants & Fasteners Group	F 21 - F-23
Water & Sewage Group	F 24 - G 01
Window, Vent & Exterior Door Group	G-02 - G-16

BATH CABINERY & HARDWARE

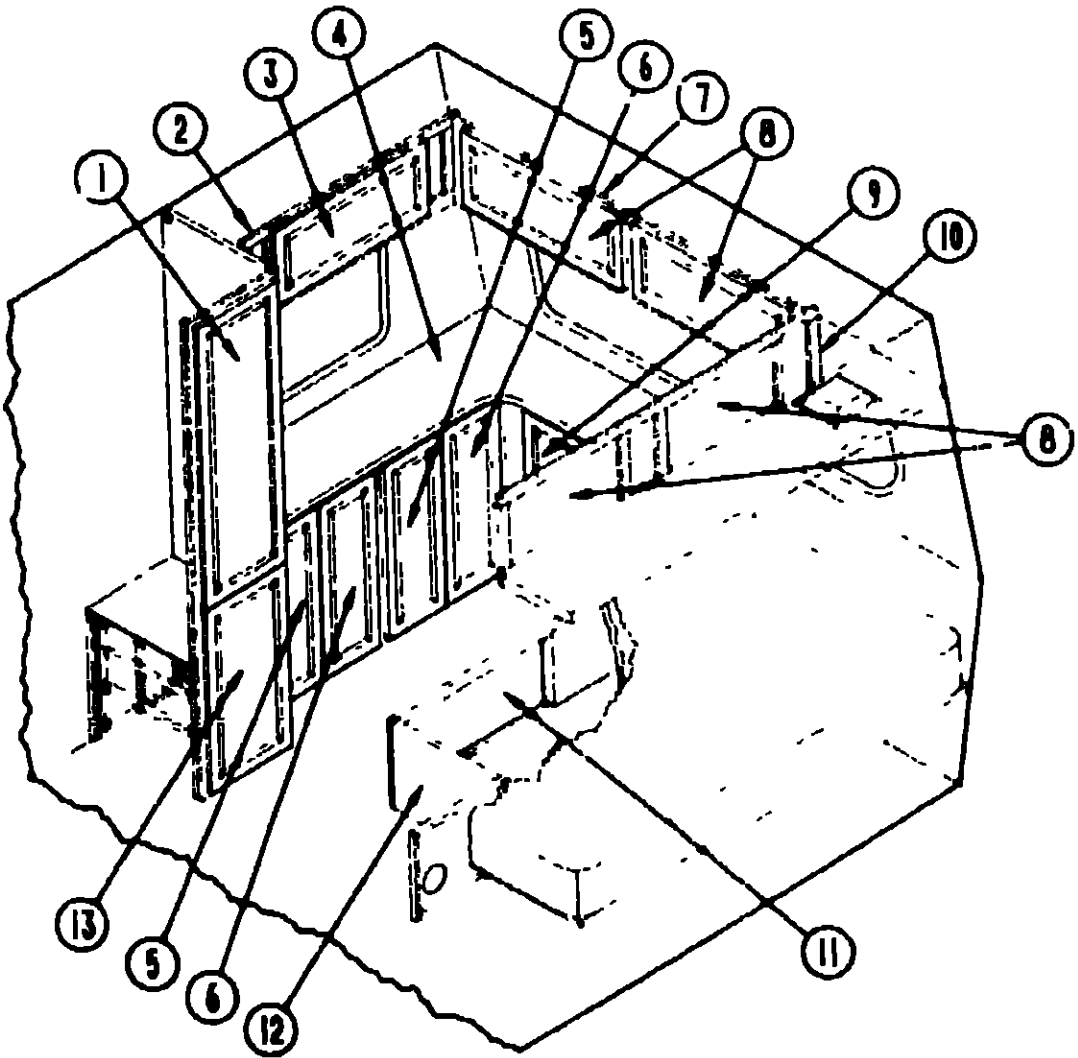
Key	Part Number	U/M	Description
1	093446 06-Y15	EA	Mirror - Wood Framed - 15 2" x 29 2"
	058331-32-000	EA	Mirror - Safety Glass - 13 6" x 27 6"
	076073 01 000	EA	Cabinet Asm. - Medicine - Almond
	076073 01-700	EA	Travel Lock
	076387-01 000	EA	Bracket - Medicine Cabinet
2	093446 05-Y15	EA	Mirror - Wood Framed - 15 2" x 29 3"
3	082169-01-000	EA	Light - Make-Up - 3 Bulb
4	M99110 01 AD5	EA	Cabinet - Lavatory - w/o Door or Hardware (AD5,AD6)
4	M99110 01-AD7	EA	Cabinet - Lavatory - w/o Door or Hardware (AD7)
5	M88304 97-X08	EA	Door Asm. - Lavatory Cabinet - 10" x 25 2" - w/o Hardware
6	099110 11 AD5	EA	Countertop Asm. - Lavatory Cabinet (AD5, AD6)
6	099110-11 AD7	EA	Countertop Asm. - Lavatory Cabinet (AD7)
	080224-18 000	EA	Door - Folding - 36" x 72" - Wood (2 Used)
	080224-01-700	EA	Latch & Catch Asm.
	080224-01-701	EA	Catch Only - Door Jamb
	080224 01 702	EA	Roller w/Clamp
	080224 14-000	EA	Track - Folding Door - Curved - 29 5" - Beige
	080224 15-000	EA	Track - Folding Door - Straight - 25 2" - Beige
	080224 16 000	EA	Track - Folding Door - Straight - 35 4" - Beige
* These parts were used with Double Bed Option (L44P)			

BATH GROUP (CONTINUED)

MISCELLANEOUS HARDWARE & PLUMBING PARTS

Key	Part Number	U/M	Description
	080508 01 000	EA	Panel Skylight - Inner
	080507 01 000	EA	Panel Skylight Outer
	080258 01 000	EA	Trim Skylight
	089318 01 000	EA	Door - Shower - Hinged w/Gold Frame Plastic - 29 8" Wide
	089318 01-700	EA	Strap Shower Door
	089318 01-701	EA	Vinyl Sweep - Shower Door
	089318 01-702	EA	Bushing w/Arm Shower Door
	M02673 02-X11	EA	Shower Pan Asm - Off White
	075606-01-000	EA	Panel - Shower Faucet
	011018-02 000	FA	Shower Head w/60" Hose
	075241 04 000	EA	Faucet Shower Brass
	075240 05 000	EA	Faucet - Lavatory - Brass
	091253 01 000	EA	Gasket Lavatory Faucet
	096927-01 01A	EA	Sink Rectangular - Lavatory
	063740 01-000	EA	Toilet Low Aqua Magic IV Thetford 150110
	063740 01 716	EA	Seat & Cover Thetford 15017
	063740 01-706	EA	Boil Package Closet, Thetford 12524
	063740 01-700	EA	Lever - Water Thetford 12514
	063740 01 701	EA	Lever - Flush Thetford 12515
	063710 01 710	EA	Link Thetford 12515
	063740-01 713	EA	Seal Ball Valve To Bowl Thetford 12502
	063740 01 714	EA	Valve Asm Water Thetford 12492
	063740 01 717	EA	Flush Tube
	067487 01 701	EA	Water Saver Package Thetford 08993 Optional
	067487-01 702	FA	Clamp Thetford 03752 Optional
	075454 01 000	EA	Towel Ring Brass
	075452-02 000	EA	Toilet Tissue Holder Brass
	075680 02 000	EA	Clothes Rod - Adjustable 27' 38
	009112 01 000	EA	Flange 1" Clothes Rod - Off White Plastic
	057671 01-000	EA	Screw Cover #8 Off White
	066436 01-000	EA	Slip Nut - Tailpiece
	066435 01 000	EA	Strainer - Nut
	066440 01 000	EA	Strainer - w/Rubber Washer
	066729 01-000	EA	Strainer - Tub/Shower w/Plug
	069735 01 000	EA	Washer - Strainer To Tailpiece - Plastic
	093586 03 000	EA	Catch Spring - Roller
	093586 04 000	EA	Strike Spring Steel
	059777 02 000	EA	Hinge Cabinet Door Brass
	096645 01 000	EA	Pull - Cabinet - Brass - Twist - 1 1" x 3 4"
	074493 02 000	EA	Support Piston Spring - Cabinet Door
	The illustration for these items can be found in Interior Finish Group		
	Note Items indented below assemblies are serviceable parts for that assembly		

BEDROOM GROUP



DOUBLE BED CABINETRY W/VANITY (OPTION L44P)

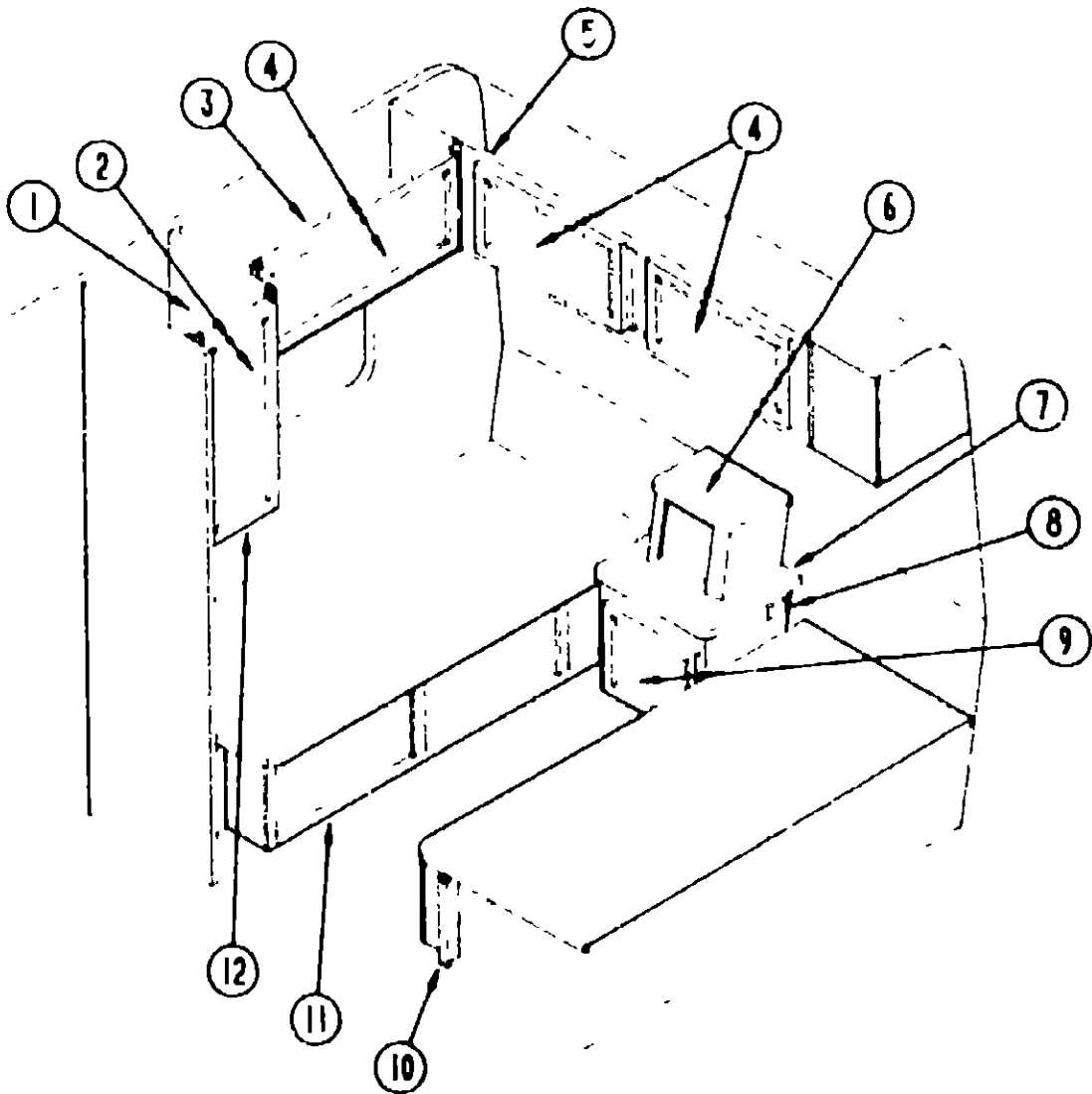
Key	Part Number	U/M	Description
1	088610 01-AA5	EA	Cabinet Asm Double Bed - w/o Hardware
2	M88304-73 X11	EA	Door Asm - Double Bed Cabinet 10" x 25 2" - w/o Hardware
3	M03123 01 X08	EA	Top Asm Double Bed
	083948 01 AA5	EA	Cabinet Asm - Shirt Closet Passenger Side w/o Door or Hardware
	M88304 82-X08	EA	Door Asm - Shirt Closet - 14 3" x 33 5" - w/o Hardware
	081280 13 W24	EA	End Cap - Bottom Shirt Closet Vinyl
4	M83931-01-AD5	EA	Cabinet Asm - Overhead - w/o Door or Hardware
	092825 01 X08	EA	End Cap - Overhead Right
5	M88304 66-X08	EA	Door Asm - Overhead - 11 4" x 28 1" w/o Hardware
6	M83932 01 AD5	EA	Cabinet Asm - Rear Overhead - w/o Doors or Hardware
7	M02667 01-X08	EA	Countertop Asm - Vanity
	M83946 01-X08	EA	Cabinet Asm - Vanity w/o Door or Hardware
8	M88304-98 X08	EA	Door Asm - Vanity Cabinet 15 7" x 28" - w/o Hardware
9	M83930 01 AD5	EA	Cabinet Asm - Overhead w/o Door Or Hardware
10	M88304 72 X08	EA	Door Asm Vanity - 10 8" x 28" - w/o Hardware (2 required)
11	M88304 71-X08	EA	Door Asm - Vanity 10 8" x 28" w/o Hardware (2 required)
12	M88304 09 X08	EA	Door Asm Wardrobe - 12' x 48" - w/o Hardware
13	M88304 52-X23	EA	Door Asm Wardrobe - 14 4" x 21 8" w/o Hardware
	077404 01 000	EA	Drawer Asm Plastic 12 7" x 20

1990 ITASCA
TABLE OF CONTENTS

INTRODUCTION	A 01	A 02
ABBREVIATIONS		A-03
ALPHABETICAL/GROUP REFERENCE	A 04	A-06
IF424RC	A 07	D 12
IF426RT	D 13	G-16
IF427hT	G 17	K 03

1990 IF426RT INDEX

Floor Plan	D-13 - D 14
Accessories Group	D-15 D 19
Bath Group	D-20 D 21
Bedroom Group	D 22 - D 24
Chassis Group	E 01 E 05
Curtain, Cushion & Pad Group	E 06 - E 14
Dinette Group	E 15 - E-16
Driver's Compartment Group	E-17 - E-18
Electrical Group	E 19 - E-21
Exterior Body Group	E 22 - F 02
Galley Group	F 03 - F 07
Heating & Air Conditioning Group	F 08 F 09
Interior Finish Group	F-10 F 12
Labels Group	F 13 - F 18
LP Group	F-19
Lounge Group	F 20
Sealants & Fasteners Group	F 21 - F-23
Water & Sewage Group	F-24 - G 01
Wind, Vent & Exterior Door Group	G 02 - G 16



TWIN BED CABINETRY

Key	Part Number	U/M	Description
1	083948 01-AA5	EA	Cabinet Asm - Passenger Side Shirt Closet w/o Door or Hardware
	083949 01 AA5	EA	Cabinet Asm - Driver Side Shirt Closet w/o Door or Hardware
2	M88304 82 X08	EA	Door Asm - Shirt Closet - 14 3" x 33 5" - w/o Hardware
3	M83931 01 AA5	EA	Cabinet Asm - Passenger Side Overhead Cabinet - w/o Door or Hardware
	082825 01 AA5	EA	End Cap Asm - Overhead - Right Hand
	M83930 01 AA5	EA	Cabinet Asm - Driver Side Overhead Cabinet - w/o Door or Hardware
	082825 02-W04	EA	End Cap Asm - Overhead - Left Hand
4	M88304-66 AD5	EA	Door Asm - Rear Overhead - 11 4" x 28 1" w/o Hardware
5	M83932 01-X08	EA	Cabinet Asm - Rear Overhead - w/o Door or Hardware
6	M02670 01-X08	EA	Countertop Asm - Nightstand Top
7	M02671 01 X08	EA	Countertop Asm - Nightstand Bottom
	089774-11-AD5	EA	Countertop Asm - Center Wardrobe (Optional L43R)
	084070 01-000	EA	Center Post - 2 4" Brass (Optional L43R)
	084070-02 000	EA	End Post - 2 4" - Brass (Option L43R)
	084071 01-000	EA	Rod - Brass - 20 9" Long (Option L43R)
	084071-05 000	EA	Rod - Brass - 15" Long (Option L43R)
8	M83903-01 AA5	EA	Cabinet Asm - Nightstand w/o Door or Hardware
	081321 20 W30	EA	Shell Asm - Nightstand Cabinet
	M89774 01 AA5	EA	Cabinet Asm - Center Wardrobe (Optional L43R)
9	M88304 02-X23	EA	Door Asm - Nightstand - 11" x 21 8" - w/o Hardware
	M88304 21 X08	EA	Door Asm - Twin Bed Cabinet - 10" x 19" - w/o Hardware
	M88304-B2 X08	EA	Door Asm - Wardrobe - 16 7" x 48" - w/o Hardware (Option L43R)
	077404-02 000	EA	Drawer - Plastic - 20" x 12 7"
10	090125 01 AA5	EA	Cabinet Asm - Twin Bed - w/o Doors or Hardware
	M88304-21-AB6	EA	Door Asm - Twin Bed Cabinet - 10" x 19" w/o Hardware
11	M88609 01 AA5	EA	Cabinet Asm - Twin Bed - w/o Hardware
12	081280 13 W24	EA	End Cap - Bottom - Passenger Shirt Closet
	081280 16 W24	EA	End Cap - Bottom - Driver Shirt Closet
	074493 02-000	EA	Support - Sprung Door
	093586 03 000	EA	Catch - Spring Roller
	093586 04 000	EA	Strike - Spring Steel

*These parts are used with Option L43R1A

TV STAND & HARDWARE

Key	Part Number	U/M	Description
	084357-02 W24	EA	Stand - Fold Down - TV w/Mirror
	058331-14 000	EA	Mirror - Safety Glass - 14" x 12 7"
	084356-04 000	EA	Insert - TV Stand - Beige
	084412 01-000	EA	Support - Hinged
	023320 01-000	EA	Pad Felt - 3/8" Dia
	084416 01 000	EA	Support - Hinged
	084451-01 J00	EA	Catch - TV Shelf - Brass
	084413 01 000	EA	Continuous Hinge - Aluminum - 1" x 72" w/Holes

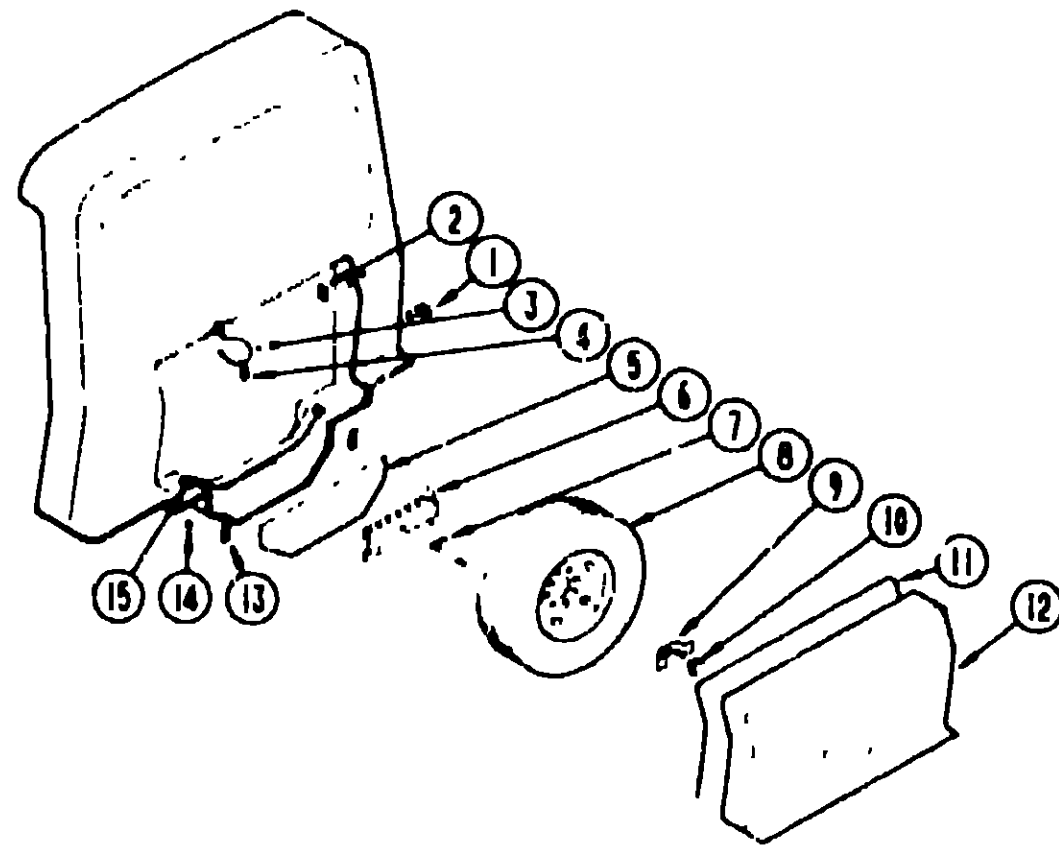
1990 ITASCA
TABLE OF CONTENTS

INTRODUCTION	A 01 - A-02
ABBREVIATIONS	A 03
ALPHABETICAL/GROUP REFERENCE	A 04 - A 06
IF424RC	A 07 - D-12
IF426RT	D-13 - G-16
IF427RT	G-17 - K 03

1990 IF426RT INDEX

Floor Plan	D-13 - D-14
Accessories Group	D 15 - D-19
Bath Group	D-20 - D 21
Bedroom Group	D 22 - D 24
Chassis Group	E-01 - E-05
Curtain, Cushion & Pad Group	E-06 - E-14
Dinette Group	E-15 - E-16
Driver's Compartment Group	E-17 - E-18
Electrical Group	E-19 - E-21
Exterior Body Group	E-22 - F-02
Galley Group	F 03 - F-07
Heating & Air Conditioning Group	F 08 - F-09
Interior Finish Group	F-10 - F-12
Labels Group	F-13 - F 18
LP Group	F 19
Lounge Group	F 20
Sealants & Fasteners Group	F 21 - F 23
Water & Sewage Group	F 24 - G-01
Window, Vent & Exterior Door Group	G-02 - G-16

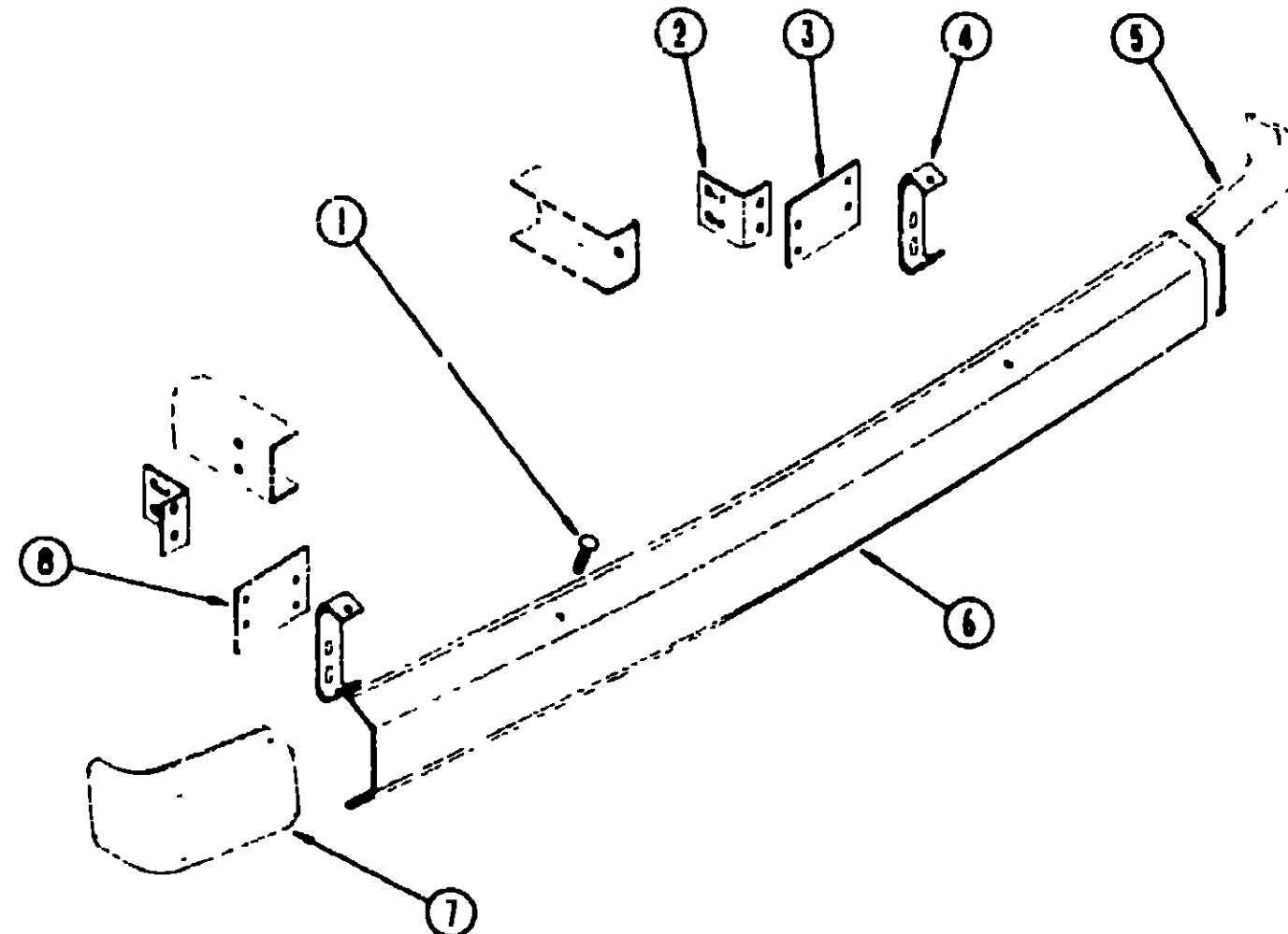
CHASSIS GROUP



SPARE TIRE & COMPARTMENT

Key	Part Number	U/M	Description
1	077408 01 000	EA	Lock Asm - Key Type - Tire Cover
2	077441 01 000	EA	Rubber Seal - Flat w/Slit
3	076767 02 000	EA	Cable Asm
4	072463 02 000	EA	Spring Hook - 5/8 Eye
5	077395 01 000	EA	Shield - Spare Tire
6	077403 01 000	EA	Support Rod - Spare Tire
7	077411 01 000	EA	Retaining Rod - Spare Tire
8	070917 02 000	EA	Tire - Radial - Michelin
8	070917 04 000	EA	Tire - Radial - Firestone
	083617 01 000	EA	Wheel - 6" x 16" - R Hole
	051377 01 000	EA	Valve Stem
	095012 01 000	EA	Extension - Valve Stem - Dual Wheel
	095012 03 000	EA	Extension - Valve Stem - Dual Wheel
	077030 02 000	EA	Extension - Valve Stem - 1.25"
9	077399 01 000	EA	Retainer - Spare Tire
10	064081 01 000	EA	Wing Nut - 3/8" - Spare Tire
11	058027 01 000	FT	Tire Cover Seal - D Section - Sponge Rubber
12	079165 01 010	EA	Cover Asm - Tire
	077392 01 000	EA	Strike Latch
	077394 02 000	EA	Support Asm - Strike
13	080374 01 000	EA	Plate - Tire Cover Holder
14	077759 01 000	EA	Spacer - Support - Tire Carrier
15	079018 01 000	EA	Strap - Tire Carrier

CHASSIS GROUP (CONTINUED)



REAR BUMPER & BRACKETS

Key	Part Number	U/M	Description
1	005200 01 000	EA	Bolt - Bumper - RD HD SQ Neck - w/SST Cap
	000D39 07 00B	EA	Nut - Hex - Ser Flq Lk - 7/16 - 14ZN
2	078668 01 000	EA	Support Angle - Bumper - Rear - L Angle - 1" x 3"
	00C12 10-24B	EA	Bolt - Hex - 5/8 - 11 x 1 1/2 ZN - 5
3	078760 02 000	EA	Plate - Mounting - Rear Bumper - Passenger Side - 5" x 5"
	000C12 07-20B	EA	Bolt - Hex - 7/16 - 14 x 1 1/4 - ZN5
4	078670 02 000	EA	Bracket - Rear Bumper - 2" x 8" - Bcnt Ends
5	078578 05 000	EA	Cap - Bumper End - Passenger Side - Off White
6	078584 09 000	EA	Bumper - Rear - Chrome
7	078578 06 000	EA	Cap - Bumper End - Driver Side - Off White
8	078760 03 000	EA	Plate - Mounting - Rear Bumper - Driver Side - 5" x 5"
	081107 01 000	EA	Bracket - Bumper Pin - Angle - 2 6" x 7 8"

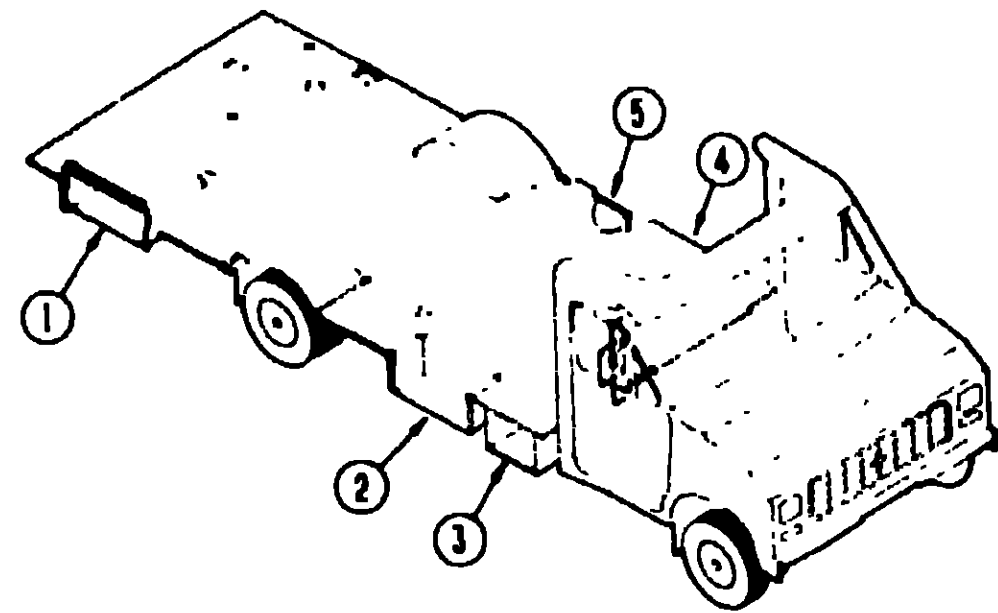
1990 ITASCA TABLE OF CONTENTS

INTRODUCTION	A 01	A 02
ABBREVIATIONS		A 03
ALPHABETICAL GROUP REFERENCE	A 04	A 06
IF424RC	A-07	D 12
IF426RT	D 13	G 16
IF427RT	G-17	K 03

1990 IF426RT INDEX

Floor Plan	D-13	D 14
Accessories Group	D 15	D 19
Bath Group	D 20	D 21
Bedroom Group	D 22	D 24
Chassis Group	E 01	E-05
Curtain, Cushion & Pad Group	E 06	E 14
Dinette Group	E 15	E-16
Driver's Compartment Group	E-17	E 18
Electrical Group	E 19	E 21
Exterior Body Group	E 22	F 02
Galley Group	F-03	F-07
Heating & Air Conditioning Group	F-08	F-09
Interior Finish Group	F 10	F 12
Labels Group	F 13	F-18
LP Group		F 19
Lounge Group		F-20
Sealants & Fasteners Group	F 21	F 23
Water & Sewage Group	F-24	G 01
Window, Vent & Exterior Door Group	G-02	G-16

CHASSIS GROUP (CONTINUED)



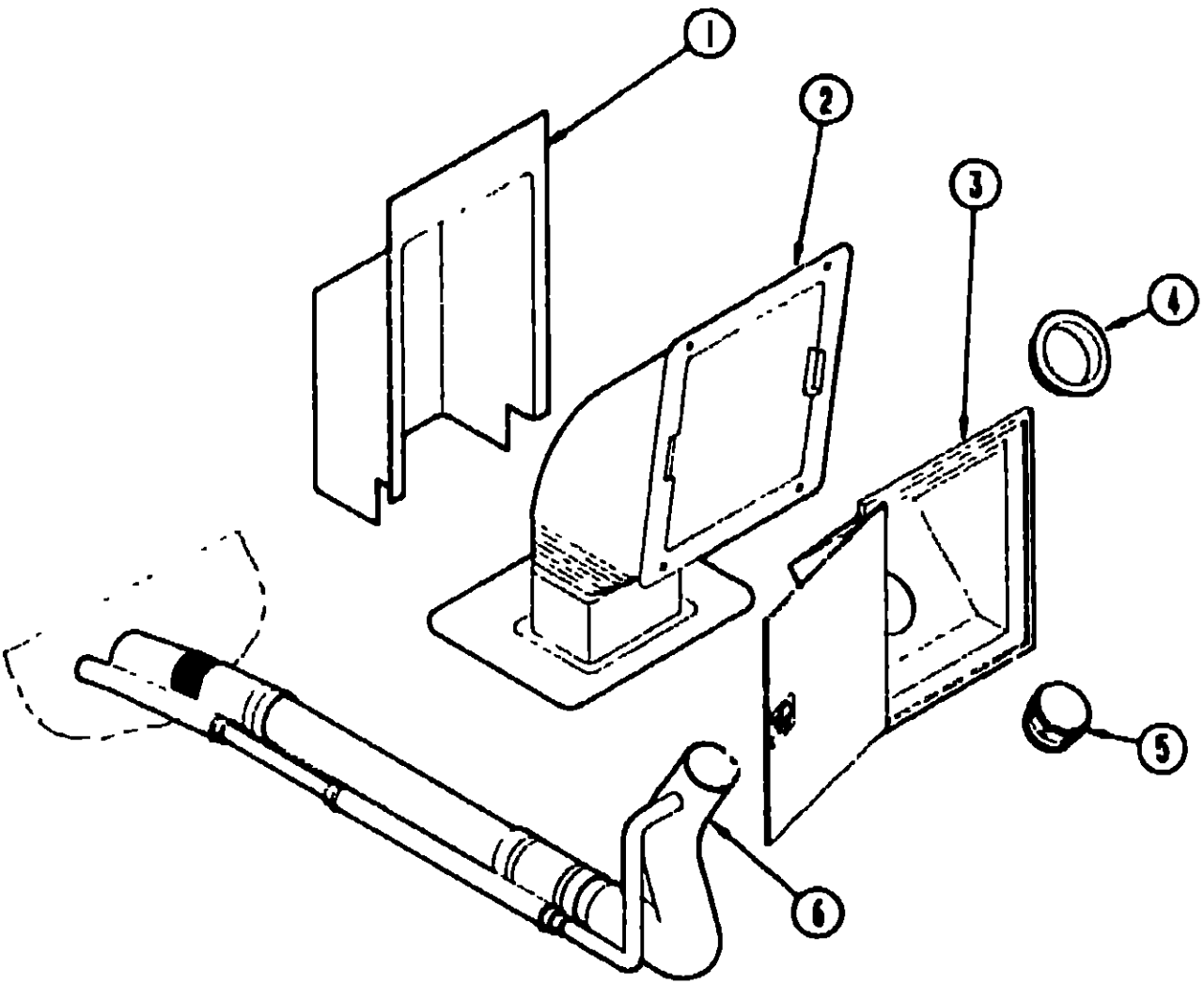
STORAGE COMPARTMENTS

Key	Part Number	U/M	Description
1	087247 05 000	EA	Compartment Storage
2	077848 01 000	EA	Step Asm Entrance - Manual
3	078781 02 000	EA	Compartment Storage
4	078137 02 000	EA	Tray Asm Luggage Compartment
5	078781 09 000	EA	Compartment Storage
	083247 05 000	EA	Compartment - Storage
	105658 01 000	EA	Compartment LP Regulator
	088590 08 000	EA	Compartment Power Cord Black Plastic

MISCELLANEOUS

Key	Part Number	U/M	Description
	707125 04 000	EA	Clamp Asm Muffler - 1 1/2"
	010497 01 000	EA	Clamp Closed - 5/8 ID
	007161 01 000	EA	Clamp Hose Spring Type 112
	052401 01 000	EA	Clamp Hose Wormgear - 22" ID 1 ID
	062401 02 000	EA	Clamp Hose Wormgear - 1 5/8" ID 2 5 ID
	062401 03 000	EA	Clamp Hose Wormgear - 25 ID 1" ID
	062401 04 000	EA	Clamp Hose Wormgear - 69" ID 1 25" ID
	062401 05 000	EA	Clamp Hose Wormgear - 2 ID 3" ID
	062401 06 000	EA	Clamp Hose Wormgear - 22" ID - 62" ID
	023146 01 000	EA	Clamp Screw Type - 4"
	007063 01 000	F1	Hose - Fuel - 1/4" ID x 1/2" OD
	045731 01 000	EA	Rock Guard - Rear Mud Flap 8" x 18" (Steel)
	106141 01 000	EA	Mud Flap Black w/Holes "Winnebago Logo" Black
	017516 01 000	EA	Mud Flaps w/Holes 14" x 18" - Black
	064089 01 700	EA	Mud Flap Black Rubber (Set/2)
	079384 05 000	EA	Running Boards Passenger
	079384 06 000	EA	Running Boards Driver
	079384 11 000	EA	Hardware Set - Running Boards
	079942 05 000	EA	Shock Absorber - Stabilizer - Front
	079942 06 000	EA	Shock Absorber - Stabilizer - Rear
	076241 01 000	EA	Support Asm Step
	077848 01 000	EA	Step Asm Entry
	057724 01 000	EA	Wheelwell Plastic
	008343 01 000	EA	Wire Tie - 6"
	080359 07 000	EA	Step Well Plate Ford

CHASSIS GROUP (CONTINUED)



FUEL FILL COMPARTMENT

Key	Part Number	U/M	Description
1	078040 01 000	EA	Shroud - Fuel Fill - Upper
2	083578 01 000	EA	Boot - Fuel Fill
	084235 01 000	EA	Support Flange - Fuel Fill Boot
3	078010 03 000	EA	Door Asm - Fuel Fill - Off White
4	078200 01 000	EA	Gasket - Fuel Fill
5	NOTE	EA	Fuel Cap
6	083675 02 000	EA	Filler Neck - Fuel Fill
	066732 01 000	FT	Hose - Fuel Fill - 62" ID
	087205 05 000	EA	Label Fuel Cap Removal
* This part is chassis supplied			

1990 ITASCA
TABLE OF CONTENTS

INTRODUCTION	A 01	A 02
ABBREVIATIONS		A 03
ALPHABETICAL/GROUP REFERENCE	A 04 - A 06	
IF424RC	A 07 - D 12	
IF426RT	D-13	G 16
IF427RT	G-17 - K-03	

1990 IF426RT INDEX

Floor Plan	D 13 - D 14
Accessories Group	D 15 - D 19
Bath Group	D 20 - D 21
Bedroom Group	D 22 - D 24
Chassis Group	E-01 - E-05
Curtain, Cushion & Pad Group	E-06 - E-14
Dinette Group	E-15 - E-16
Driver's Compartment Group	E-17 - E-18
Electrical Group	E-19 - E-21
Exterior Body Group	E-22 - F-02
Galley Group	F-03 - F-07
Heating & Air Conditioning Group	F-08 - F-09
Interior Finish Group	F-10 - F-12
Labels Group	F-13 - F-18
LP Group	F-19
Lounge Group	F-20
Sealants & Fasteners Group	F 21 - F 23
Water & Sewage Group	F-24 - G-01
Window, Vent & Exterior Door Group	G-02 - G-16

CHASSIS GROUP (CONTINUED)

GENERATORS & COMPONENTS (OPTION L3831A)

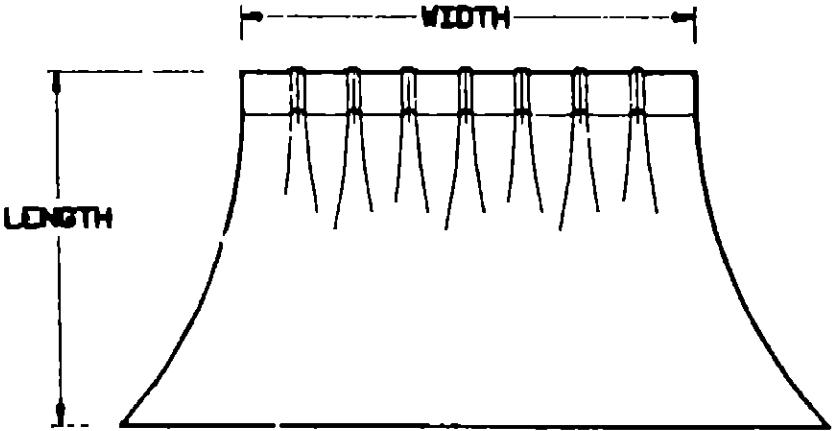
Key	Part Number	U/M	Description
	100974-03-000	EA	Generator - 4.0 kw - Emerald Plus - FN/29237
	079654-05-000	EA	Exhaust Pipe - Angled - w/Flange - 2" ID
	079654-01-700	EA	Hinge Kit - Emerald Generator
	081384-02-000	EA	Muffler - Generator - 4.0 Emerald
	078045-01-000	EA	Strap - Support - Generator - 4 Hole
	084365-01-000	EA	Strap - Support - Generator - 2 Hole
	094059-01-000	EA	Spacer - Generator
	093591-02-000	EA	Exhaust Pipe - Generator - Curved - 1.5" OD
	023942-01-000	EA	Grommet - Rubber, 2" OD
	007125-01-000	EA	Clamp - Muffler - 1.62" Dia
	007125-04-000	EA	Clamp - Muffler - 1.12" Dia
	007161-01-000	EA	Clamp - Hose - Spring Type - 112
	007067-01-000	EA	Insulation - Fiberglass - 1"
	078137-02-000	EA	Tray Asm - Compartment
	007063-01-000	EA	Hose - Gas - 1/4" ID x 1/2" OD
	024459-04-000	EA	Gauge - Voltmeter
	024463-01-000	EA	Switch - Ball Cond
	024976-01-000	EA	Switch - Generator
	031035-01-000	EA	Gauge - Hourmeter
	049360-12-000	EA	Console - Oval - Plastic - Beige
	049360-19-000	EA	Console - Ovhd - Plastic - Off White
	086280-01-000	EA	Light - Surface Mount - 12V - Off White

CURTAIN, CUSHION & PAD GROUP

NOTICE

In order to assist our Parts Sales Dept. in providing interior software items, please include the serial number and the color code number from the vehicle certification label when ordering. This label is located on the left sidewall at the end of the dash (A-Body), or on the driver's door latch plate (C-Body).

An example of a color code number is P31, which designates an overall color scheme of a particular unit. The color listed after the item description on the microfiche, indicates the overall unit color. Order the item you desire according to unit color code.



NOTE: Use this illustration when determining length and width measurements for curtains. Your width measurement is taken on the top of the curtain with the curtain fully extended. The length measurement is taken from top to bottom.

1990 ITASCA
TABLE OF CONTENTS

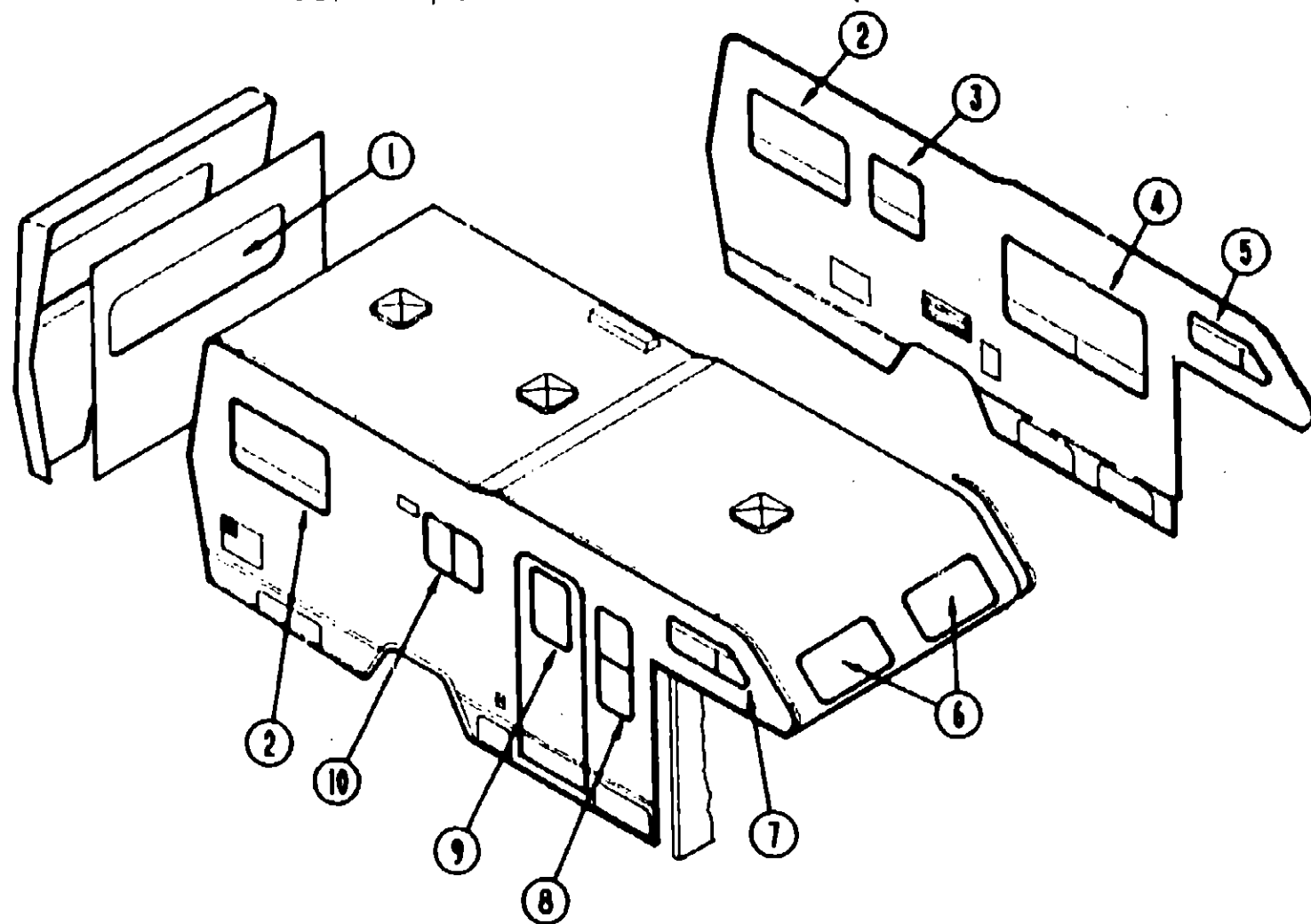
INTRODUCTION	A-01 - A-02
ABBREVIATIONS	A-03
ALPHABETICAL/GROUP REFERENCE	A-04 - A-08
IF424RC	A-07 - D-12
IF426RT	D-13 - G-16
IF427RT	G-17 - K-03

1990 IF426RT INDEX

Key	Part Number	U/M	Description
	048394-02-000	EA	Tape - Hook - 75" Wide - Beige
	048395-02-000	EA	Tape - Loop - 75" Wide - Beige
	088792-01-000	EA	Tape - Hook - 5/8" - Non-Adhesive
	088792-02-000	EA	Tape - Loop - 75" - Adhesive - Beige
	095591-02-000	EA	Bracket - Hold Down w/Pin - Clear Plastic
	091904-01-000	FT	Track - Curtain - Beige
	089335-01-000	FT	Track - Curtain - Brown
	106544-01-000	EA	Pull - Shade - Brass
	084432-06-000	EA	Slot - Roller Shade - Plastic
	084434-01-000	EA	Bracket - Roller Shade - 1 3/8"
	063170-01-000	EA	Bracket - Installation - Blind - Right
	083170-02-000	EA	Bracket - Installation - Blind - Left
	097565-01-000	EA	Bracket - Mounting - Pleated Blind
	097472-01-AB6	EA	Trim Wood - Window Leg - 31 5"
	094896-02-000	EA	Grommet - Cord - Pleated Blind
	094907-02-000	EA	Hardware - End Cap - EZ Lift - Top
	094907-03-000	EA	Hardware - End Cap - EZ Lift - Bottom
	097591-01-000	EA	Springs - Extension - EZ Lift
	097592-01-000	EA	Spool - Cord - Elevated Blind Holdup - Clear Plastic
	049897-03-000	EA	Curtain Rod - Flat - 66" - 120"
	076827-01-000	EA	Bracket - Leg - 2 9" x 18" - Triangle
	076827-02-000	EA	Bracket - Leg - 2 9" x 18" - Triangle
	081381-01-000	EA	Swivel - Snap Curtain Track Carrier
	059797-02-000	EA	Shell - Button - Plastic - #30
	069734-01-000	EA	Back - Button - Durasnap - #30

Floor Plan	D-13 - D-14
Accessories Group	D-15 - D-19
Bath Group	D-20 - D-21
Bedroom Group	D-22 - D-24
Chassis Group	E-01 - E-05
Curtain, Cushion & Pad Group	E-06 - E-14
Dinette Group	E-15 - E-16
Driver's Compartment Group	E-17 - E-18
Electrical Group	E-19 - E-21
Exterior Body Group	E-22 - F-02
Galley Group	F-03 - F-07
Heating & Air Conditioning Group	F-08 - F-09
Interior Finish Group	F-10 - F-12
Labels Group	F-13 - F-18
LP Group	F-19
Lounge Group	F-20
Sealants & Fasteners Group	F-21 - F-23
Water & Sewage Group	F-24 - G-01
Window, Vent & Exterior Door Group	G-02 - G-16

CURTAIN, CUSHION & PAD GROUP (CONTINUED)



CURTAINS, BLINDS, VALANCES & TIEBACKS

Key	Part Number	U/M	Description
1	093453-49-AD5	EA	Valance Asm. w/Gathers - 72"
1	093453-45-AD6	EA	Valance Asm. w/Gathers - 72"
1	093453-50-AD7	EA	Valance Asm. w/Gathers - 72"
1	089058-53-AD5	EA	Leg Asm. w/Gathers - Driver Side
1	089058-17-AD6	EA	Leg Asm. w/Gathers - Driver Side
1	089058-59-AE3	EA	Leg Asm. w/Gathers - Driver Side (AD7)
1	089058-54-AD5	EA	Leg Asm. w/Gathers - Passenger Side
1	089058-18-AD6	EA	Leg Asm. w/Gathers - Passenger Side
1	089058-20-AE3	EA	Leg Asm. w/Gathers - Passenger Side (AD7)
1	084755-48-AD5	EA	Shade - Pull - 67.25"
1	084755-48-AD6	EA	Shade - Pull - 67.25"
2	093453-51-AD5	EA	Valance Asm. w/Gathers - 45.5"
2	093453-47-AD6	EA	Valance Asm. w/Gathers - 45.5"
2	093453-52-AD7	EA	Valance Asm. w/Gathers - 45.5"
2	089058-71-AD5	EA	Leg Asm. w/Gathers - Right
2	089058-75-AD6	EA	Leg Asm. w/Gathers - Right
2	089058-72-AD7	EA	Leg Asm. w/Gathers - Right
2	089058-54-AD5	EA	Leg Asm. w/Gathers - Left
2	089058-18-AD6	EA	Leg Asm. w/Gathers - Left
2	089058-72-AD7	EA	Leg Asm. w/Gathers - Left
2	084755-62-AE1	EA	Shade - Pull, 40.25" (AD5, AD6)
2	084755-62-AE3	EA	Shade - Pull, 40.25" (AD7)

CURTAIN, CUSHION & PAD GROUP (CONTINUED)

CURTAINS, BLINDS, VALANCES & TIEBACKS (CONT.)

Key	Part Number	U/M	Description
3	096916-15-AD5	EA	Valance Asm. w/Insert
3	097916-15-AD6	EA	Valance Asm. w/Insert
3	096916-14-AD7	EA	Valance Asm. w/Insert
3	093475-36-03A	EA	Mini Blind - 18.5" x 27.5" Drop (AD5, AD6)
3	093475-36-04A	EA	Mini Blind - 18.5" x 27.5" Drop (AD7)
4	089916-02-AE1	EA	Valance Asm. w/Inserts (AD5)
4	096916-02-AE2	EA	Valance Asm. w/Inserts (AD6)
4	089916-05-AE3	EA	Valance Asm. w/Inserts (AD7)
4	089058-39-AE1	EA	Leg Asm. w/Inserts - Right (AD5)
4	089058-39-AE2	EA	Leg Asm. w/Insert - Right (AD6)
4	089058-27-AE3	EA	Leg Asm. w/Insert - Right (AD7)
4	089058-40-AE1	EA	Leg Asm. w/Insert - Left (AD5)
4	089058-40-AE2	EA	Leg Asm. w/Insert - Left (AD6)
4	089058-28-AE3	EA	Leg Asm. w/Insert - Left (AD7)
4	093475-11-05A	EA	Mini Blind - 57.5" x 33" Drop (AD5, AD6)
4	093475-11-06A	EA	Mini Blind - 57.5" x 33" Drop (AD7)
4	093475-11-01A	EA	Mini Blind - 57.5" x 33" Drop (AD5, AD6)
4	093475-11-07A	EA	Mini Blind - 57.5" x 33" Drop (AD7)
5	097878-10-AD5	EA	Valance Asm. - 5.5" x 34" - Flat
5	097878-10-AD6	EA	Valance Asm. - 5.5" x 34" - Flat
5	097878-10-AD7	EA	Valance Asm. - 5.5" x 34" - Flat
5	073304-64-AD3	EA	Curtain Asm. - w/Snap Top - 18" x 25" (AD5)
5	073304-64-AA4	EA	Curtain Asm. - w/Snap Top - 18" x 25" (AD6)
5	073304-64-AD4	EA	Curtain Asm. - w/Snap Top - 18" x 25" (AD7)
6	097878-01-AD5	EA	Valance Asm. - 7" x 85.5"
6	097878-01-AD6	EA	Valance Asm. - 7" x 85.5"
6	097878-01-AD7	EA	Valance Asm. - 7" x 85.5"
6	073304-63-AD3	EA	Curtain Asm. - w/Snap Top - 21" x 45" (AD5)
6	073304-63-AA4	EA	Curtain Asm. - w/Snap Top - 21" x 45" (AD5)
6	073304-63-AD4	EA	Curtain Asm. - w/Snap Top 21" x 45" (AD7)
7	097878-09-AD5	EA	Valance Asm. - 5.5" x 34" - Flat
7	097878-09-AD6	EA	Valance Asm. - 5.5" x 34" - Flat
7	097878-09-AD7	EA	Valance Asm. - 5.5" x 34" - Flat
7	073304-64-AD3	EA	Curtain Asm. w/Snap Top - 18" x 25" (AD5)
7	073304-64-AA4	EA	Curtain Asm. w/Snap Top - 18" x 25" (AD6)
7	073304-64-AD4	EA	Curtain Asm. w/Snap Top - 18" x 25" (AD7)
8	093467-04-AD5	EA	Valance Asm. w/Insert
8	093467-04-AD6	EA	Valance Asm. w/Insert
8	093467-04-AD7	EA	Valance Asm. w/Insert
8	093475-31-03A	EA	Mini Blind - 17.5" x 42" Drop (AD5, AD6)
8	093475-31-04A	EA	Mini Blind - 17.5" x 42" Drop (AD7)
8	093475-31-05A	EA	Mini Blind - 17.5" x 42" Drop (AD5, AD6)
8	093475-31-06A	EA	Mini Blind - 17.5" x 42" Drop (AD7)
9	084755-61-AE1	EA	Shade Asm. - Pull - 27.25" (AD5)
9	084755-57-AE2	EA	Shade Asm. - Pull - 27.25" (AD6)
9	084755-57-AD7	EA	Shade Asm. - Pull - 27.25" (AD7)
10	096916-04-AE1	EA	Valance Asm. w/Insert (AD5)
10	096916-04-AE2	EA	Valance Asm. w/Insert (AD6)
10	096916-07-AE2	EA	Valance Asm. w/Insert (AD7)
10	093475-32-03A	EA	Mini Blind - 27" x 18.5" Drop (AD5, AD6)
10	093475-32-04A	EA	Mini Blind - 27" x 18.5" Drop (AD7)
10	093475-32-05A	EA	Mini Blind - 27" x 18.5" Drop (AD5, AD6)
10	093475-32-06A	EA	Mini Blind - 27" x 18.5" Drop (AD7)
10	M96879-03-AB1	EA	Valance Asm. w/Insert - 29.5" (AD5)
10	M96879-03-AB2	EA	Valance Asm. w/Insert - 29.5" (AD6)
10	M96879-08-AB3	EA	Valance Asm. w/Insert - 29.5" (AD7)
10	093475-32-01A	EA	Mini Blind - 27" x 18.5" Drop (AD5, AD6)
10	093475-32-02A	EA	Mini Blind - 27" x 18.5" Drop (AD7)

* These parts were used from 12/4/89 on.

1990 ITASCA
TABLE OF CONTENTS

INTRODUCTION	A-01 - A-02
ABBREVIATIONS	A-03
ALPHABETICAL/GROUP REFERENCE	A-04 - A-06
IF424RC	A-07 - D-12
IF426RT	D-13 - G-16
IF427RT	G-17 - K-03

1990 IF426RT INDEX

Floor Plan	D-13 - D-14
Accessories Group	D-15 - D-19
Bath Group	D-20 - D-21
Bedroom Group	D-22 - D-24
Chassis Group	E-01 - E-05
Curtain, Cushion & Pad Group	E-06 - E-14
Dinette Group	E-15 - E-16
Driver's Compartment Group	E-17 - E-18
Electrical Group	E-19 - E-21
Exterior Body Group	E-22 - F-02
Galley Group	F-03 - F-07
Heating & Air Conditioning Group	F-08 - F-09
Interior Finish Group	F-10 - F-12
Labels Group	F-13 - F-18
LP Group	F-19
Lounge Group	F-20
Sealants & Fasteners Group	F-21 - F-23
Water & Sewage Group	F-24 - G-01
Window, Vent & Exterior Door Group	G-02 - G-16

CURTAIN, CUSHION & PAD GROUP (CONTINUED)

CURTAINS, BLINDS, VALANCES & TIEBACKS (CONT.)

Key	Part Number	U/M	Description
	073295-04-AD5	EA	Curtain Asm. - Front Wraparound - 23" x 64" (Passenger)
	073295-04-AD6	EA	Curtain Asm. - Front Wraparound - 23" x 64" (Passenger)
	073295-04-AD7	EA	Curtain Asm. - Front Wraparound - 23" x 64" (Passenger)
	073295-06-AD5	EA	Curtain Asm. - Front Wraparound - 23" x 64" (Driver)
	073295-06-AD6	EA	Curtain Asm. - Front Wraparound - 23" x 64" (Driver)
	073295-06-AD7	EA	Curtain Asm. - Front Wraparound - 23" x 64" (Driver)
	093452-01-AD3	EA	Curtain Asm. - w/Snap Top - Blackout (Passenger) (AD5)
	093452-01-AA4	EA	Curtain Asm. - w/Snap Top - Blackout (Passenger) (AD6)
	093452-01-AD4	EA	Curtain Asm. - w/Snap Top - Blackout (Passenger) (AD7)
	093452-02-AD3	EA	Curtain Asm. - w/Snap Top - Blackout (Driver) (AD5)
	093452-02-AA4	EA	Curtain Asm. - w/Snap Top - Blackout (Driver) (AD6)
	093452-02-AD4	EA	Curtain Asm. - w/Snap Top - Blackout (Driver) (AD7)
	073260-41-AD3	EA	Tieback Asm. - 2" x 16" (Side Bunk Window) (AD5)
	073260-41-AA4	EA	Tieback Asm. - 2" x 16" (Side Bunk Window) (AD6)
	073260-41-AD4	EA	Tieback Asm. - 2" x 16" (Side Bunk Window) (AD7)
	073260-07-AD3	EA	Tieback Asm. - 2" x 16" (Front Bunk Window) (AD5)
	073260-07-AA4	EA	Tieback Asm. - 2" x 16" (Front Bunk Window) (AD6)
	073260-07-AD4	EA	Tieback Asm. - 2" x 16" (Front Bunk Window) (AD7)
	073260-23-AD3	EA	Tieback Asm. - 3" x 18" (Blackout/Wraparound) (AD5)
	073260-23-AA4	EA	Tieback Asm. - 3" x 18" (Blackout/Wraparound) (AD6)
	073260-23-AD4	EA	Tieback Asm. - 3" x 18" (Blackout/Wraparound) (AD7)
	057534-01-000	EA	Tieback/Tiedown - 6" - Clear Plastic
	057534-04-000	EA	Tieback/Tiedown - 20" - Clear Plastic
	078394-01-000	FT	Trim - Half Round - Vinyl - 7/16" - Brass



Key	Part Number	U/M	Description
1	029130-01-000	EA	Socket - Snap Fastener
2	029155-01-000	EA	Cap - Snap - .156" Dia. x 17" Barrel
3	029156-01-000	EA	Socket - Snap Fastener
4	029092-01-000	EA	Stud - Nickel Finish
5	029093-01-000	EA	Eyelet - Nickel Finish

CURTAIN, CUSHION & PAD GROUP (CONTINUED)

TRIMS & PADS

Key	Part Number	U/M	Description
	070578-06-T03	EA	Button Asm. - #30 - Vinyl - Beige
	070578-06-B05	EA	Button Asm. - #30 - Vinyl - Off White
	070578-01-AC2	EA	Button Asm. - Screw Type - #30 (AD5, AD7)
	070578-01-AE5	EA	Button Asm. - Screw Type - #30 (AD6)
	069885-16-AD5	EA	Motor Cover w/Pocket (AD5, AD7)
	069885-16-AD6	EA	Motor Cover w/Pocket (AD6)
	098432-01-AE8	EA	Pad Asm. - Seat Edge - Dinette - Rear (AD5, AD7)
	098432-01-AD6	EA	Pad Asm. - Seat Edge - Dinette - Rear
	098432-02-AE8	EA	Pad Asm. - Seat Edge - Dinette - Front (AD5, AD7)
	098432-02-AD6	EA	Pad Asm. - Seat Edge - Dinette - Front
	098433-01-AE8	EA	Pad Asm. - Seat Base Edge - Dinette (AD5, AD7) (2 required)
	098433-01-AD6	EA	Pad Asm. - Seat Base Edge - Dinette (2 required)
	098454-01-AE8	EA	Pad Asm. - Back Rest - Dinette (AD5, AD7) (2 required)
	098454-01-AD6	EA	Pad Asm. - Back Rest - Dinette (2 required)
	079349-01-AA1	YD	Wetting Asm. - Accent - Fabric (Continental Bed) (AD5, AD7)
	079349-01-AD1	YD	Wetting Asm. - Accent - Fabric (Continental Bed) (AD6)

FABRIC & FLOOR COVERING

Key	Part Number	U/M	Description
	096008-28-000	YD	Fabric - Upholstery - Plain Velour (AD5)
	096008-30-000	YD	Fabric - Upholstery - Plain Velour (AD6)
	096008-37-000	YD	Fabric - Upholstery - Dotted Velour (AD5)
	096008-23-000	YD	Fabric - Upholstery - Dotted Velour (AD6)
	096008-35-000	YD	Fabric - Upholstery - Woven Velour (AD7)
	096008-18-000	YD	Fabric - Upholstery - Patterned Velour (AD5)
	096008-19-000	YD	Fabric - Upholstery - Patterned Velour (AD6)
	096008-20-000	YD	Fabric - Upholstery - Patterned Weave (AD7)
	088273-41-000	YD	Fabric - Bedspread/Curtain - Patterned (AD5, AD6)
	088273-40-000	YD	Fabric - Bedspread/Curtain - Patterned (AD7)
	072333-70-000	YD	Fabric - Curtain - Plain (AD5)
	072333-71-000	YD	Fabric - Curtain - Plain (AD6)
	072333-72-000	YD	Fabric - Curtain - Plain (AD7)
	081926-01-000	YD	Backing - Quilting - White
	087272-01-000	YD	Lining - Drapery - 48" Ivory
	079680-01-000	YD	Vinyl - Expanded - Buckskin (End Caps)
	079680-09-000	YD	Vinyl - Off White
	047034-02-000	SF	Plastic - Carpet Runner - 4' Wide - Clear Poly
	096060-11-000	SY	Carpet - Amethyst (AD5)
	096060-03-000	SY	Carpet - Eclipse Grey (AD6)
	096060-12-000	SY	Carpet - Tumblweed (AD7)

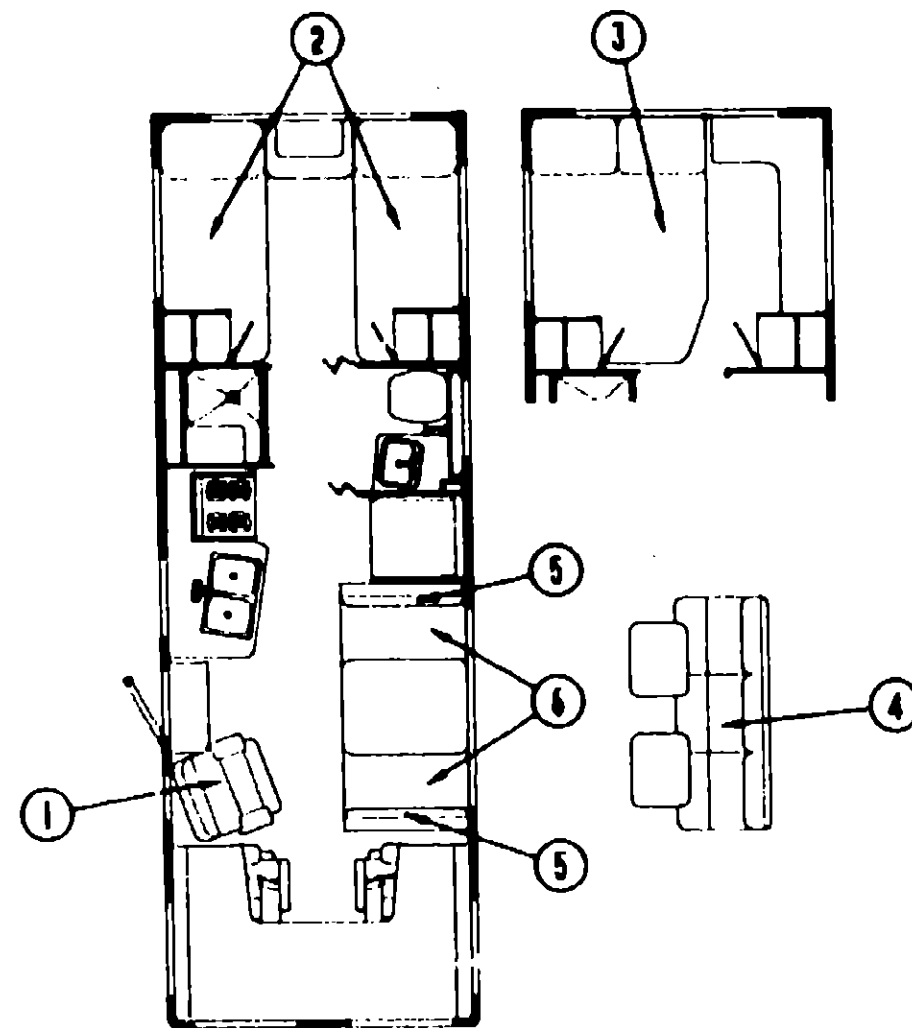
1990 ITASCA
TABLE OF CONTENTS

INTRODUCTION	A-01 - A-02
ABBREVIATIONS	A-03
ALPHABETICAL/GROUP REFERENCE	A-04 - A-06
IF424RC	A-07 - D-12
IF426RT	D-13 - G-16
IF427HT	G-17 - K-03

1990 IF426RT INDEX

Floor Plan	D-13 - D-14
Accessories Group	D-15 - D-19
Bath Group	D-20 - D-21
Bedroom Group	D-22 - D-24
Chassis Group	E-01 - E-05
Curtain, Cushion & Pad Group	E-06 - E-14
Dinette Group	E-15 - E-16
Driver's Compartment Group	E-17 - E-18
Electrical Group	E-19 - E-21
Exterior Body Group	E-22 - F-02
Galley Group	F-03 - F-07
Heating & Air Conditioning Group	F-08 - F-09
Interior Finish Group	F-10 - F-12
Labels Group	F-13 - F-18
LP Group	F-19
Lounge Group	F-20
Sealants & Fasteners Group	F-21 - F-23
Water & Sewage Group	F-24 - G-01
Window, Vent & Exterior Door Group	G-02 - G-16

CURTAIN, CUSHION & PAD GROUP (CONTINUED)



SWIVEL CHAIR

Key	Part Number	U/M	Description
1	085059-02-AE5	EA	Chair Asm. - Celebrity (AD5)
1	085059-02-AE7	EA	Chair Asm. - Celebrity (AD6)
1	085059-03-AE8	EA	Chair Asm. - Celebrity (AD7)
	085187-02-AE6	EA	Skirt Asm. (AD5)
	085187-02-AE7	EA	Skirt Asm. (AD6)
	085187-02-AE8	EA	Skirt Asm. (AD7)
	088245-03-000	EA	Plate - Non-Tilt - Swivel w/Lock
	088245-01-000	EA	Base w/Legs - Chair
	088245-06-000	EA	Extension - 7"
	090354-01-000	EA	Frame - Swivel Chair - Steel
	096008-18-000	YD	Fabric - Swivel Chair (AD5)
	096008-19-000	YD	Fabric - Swivel Chair (AD6)
	096008-20-000	YD	Fabric - Swivel Chair (AD7)

TWIN BED & MATTRESS

Key	Part Number	U/M	Description
2	098176-01-000	EA	Mattress - Innerspring - 32" x 74"
	092371-08-AE6	EA	Bedsread - Twin Bed - Passenger (AD5, AD6)
	092371-08-AE8	EA	Bedsread - Twin Bed - Passenger (AD7)
	092371-09-AE6	EA	Bedsread - Twin Bed - Driver (AD5, AD6)
	092371-09-AE8	EA	Bedsread - Twin Bed - Driver (AD7)
	081997-05-AE6	EA	Pillow Sham (AD5, AD6)
	081997-05-AE8	EA	Pillow Sham (AD7)
	088273-41-000	YD	Fabric - Bedsread (AD5, AD6)
	088273-40-000	YD	Fabric - Bedsread (AD7)

CURTAIN, CUSHION & PAD GROUP (CONTINUED)

DOUBLE BED & MATTRESS (OPTION L44)

Key	Part Number	U/M	Description
3	098176-08-000	EA	Mattress - Innerspring - 53" x 75"
	092371-08-AE6	EA	Bedsread - Double Bed (AD5, AD6)
	092371-08-AE8	EA	Bedsread - Double Bed (AD7)
	081997-05-AE6	EA	Pillow Sham (AD5, AD6)
	081997-05-AE8	EA	Pillow Sham (AD7)
	088273-41-000	YD	Fabric - Bedsread (AD5, AD6)
	088273-40-000	YD	Fabric - Bedsread (AD7)

CONTINENTAL BED (OPTION L63B)

Key	Part Number	U/M	Description
4	089007-04-AE1	EA	Bed Asm. w/o Back Cushions (AD5)
4	089007-04-AE2	EA	Bed Asm. w/o Back Cushions (AD6)
4	093460-01-AE8	EA	Bed Asm. w/o Back Cushions (AD7)
	M89007-04-AE1	EA	Cover Asm. - Bed (AD5)
	M89007-04-AE7	EA	Cover Asm. - Bed (AD6)
	M93460-01-AE8	EA	Cover Asm. - Bed (AD7)
	085357-01-AE6	EA	Cushion - Backrest (3 per unit) (AD5)
	085357-01-AE7	EA	Cushion - Backrest (3 per unit) (AD6)
	085357-02-AE8	EA	Cushion - Backrest (3 per unit) (AD7)
	M85357-04-AE6	EA	Cover Asm. - Backrest Cushion (AD5)
	M85357-01-AE7	EA	Cover Asm. - Backrest Cushion (AD6)
	M85357-02-AE8	EA	Cover Asm. - Backrest Cushion (AD7)
	079349-01-AA1	YD	Welting Asm. - Accent Fabric (AD5)
	079349-01-AD1	YD	Welting Asm. - Accent Fabric (AD6)
	085060-04-AE1	EA	Throw Pillow (AD5)
	085060-04-AE2	EA	Throw Pillow (AD6)
	085060-10-AE8	EA	Throw Pillow (AD7)
	079386-01-000	EA	Frame Asm. - Continental Bed
	079386-02-000	EA	Hardware Kit - Continental Bed
	096008-37-000	YD	Fabric - Continental Bed (AD5) - Dotted Velour
	096008-18-000	YD	Fabric - Continental Bed (AD5) - Patterned Velour
	096008-28-000	YD	Fabric - Continental Bed (AD5) - Plain Velour
	096008-19-000	YD	Fabric - Continental Bed (AD6) - Patterned Velour
	096008-30-000	YD	Fabric - Continental Bed (AD6) - Plain Velour
	096008-20-000	YD	Fabric - Continental Bed (AD7)

DINETTE CUSHION

Key	Part Number	U/M	Description
5	088927-50-AE6	EA	Cushion Asm. - Dinette Back - 13.5" x 38" x 5" (AD5)
5	088927-50-AE7	EA	Cushion Asm. - Dinette Back - 13.5" x 38" x 5" (AD6)
5	088927-49-AE8	EA	Cushion Asm. - Dinette Back - 13.5" x 38" x 5" (AD7)
	M88927-50-AE6	EA	Cover Asm. - Dinette Back Cushion (AD5)
	M88927-50-AE7	EA	Cover Asm. - Dinette Back Cushion (AD6)
	M88927-49-AE8	EA	Cover Asm. - Dinette Back Cushion (AD7)
5	088927-64-AE6	EA	Cushion Asm. - Dinette Back - 15" x 38" x 5" (AD5)
5	088927-64-AE7	EA	Cushion Asm. - Dinette Back - 15" x 38" x 5" (AD6)
5	088927-63-AE8	EA	Cushion Asm. - Dinette Back - 15" x 38" x 5" (AD7)
	M88927-64-AE6	EA	Cover Asm. - Dinette Back Cushion (AD5)
	M88927-64-AE7	EA	Cover Asm. - Dinette Back Cushion (AD6)
	M88927-63-AE8	EA	Cover Asm. - Dinette Back Cushion (AD7)
6	088927-51-AE6	EA	Cushion Asm. - Dinette Seat - 22" x 38" x 5" (AD5)
6	088927-51-AE7	EA	Cushion Asm. - Dinette Seat - 22" x 38" x 5" (AD6)
6	088927-40-AE8	EA	Cushion Asm. - Dinette Seat - 22" x 38" x 5" (AD7)
	M88927-51-AE6	EA	Cover Asm. - Dinette Seat Cushion (AD5)
	M88927-51-AE7	EA	Cover Asm. - Dinette Seat Cushion (AD6)
	M88927-40-AE8	EA	Cover Asm. - Dinette Seat Cushion (AD7)
	096008-37-000	YD	Fabric - Dinette Cushions (AD5)
	096008-23-000	YD	Fabric - Dinette Cushions (AD6)
	096008-20-000	YD	Fabric - Dinette Cushions (AD7)
	079680-09-000	YD	Vinyl - Off White

These parts are used from 11/27/89 on.

1990 ITASCA
TABLE OF CONTENTS

INTRODUCTION	A-01 - A-02
ABBREVIATIONS	A-03
ALPHABETICAL/GROUP REFERENCE	A-04 - A-06
IF424RC	A-07 - D-12
IF426RT	D-13 - G-16
IF427RT	G-17 - K-03

1990 IF426RT INDEX

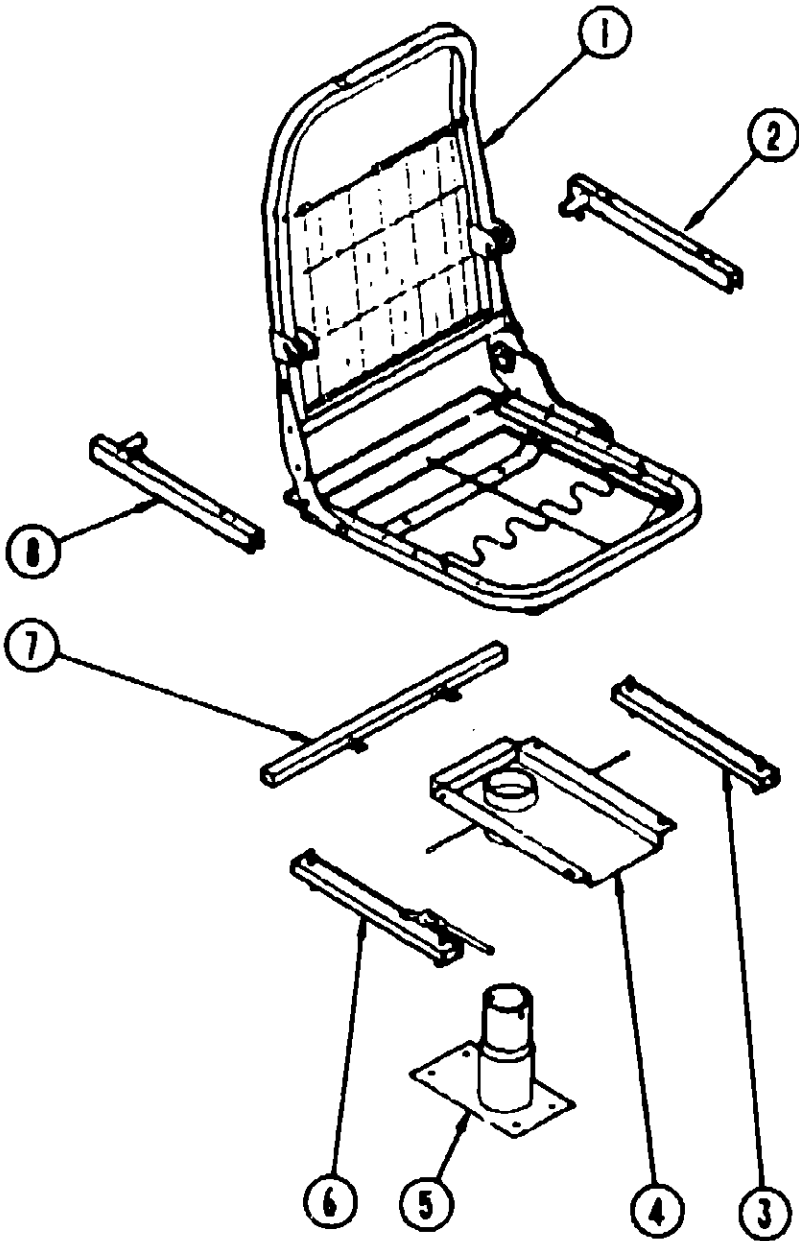
Floor Plan	D-13 - D-14
Accessories Group	D-15 - D-19
Bath Group	D-20 - D-21
Bedroom Group	D-22 - D-24
Chassis Group	E-01 - E-05
Curtain, Cushion & Pad Group	E-06 - E-14
Dinette Group	E-15 - E-16
Driver's Compartment Group	E-17 - E-18
Electrical Group	E-19 - E-21
Exterior Body Group	E-22 - F-02
Galley Group	F-03 - F-07
Heating & Air Conditioning Group	F-08 - F-09
Interior Finish Group	F-10 - F-12
Labels Group	F-13 - F-18
LP Group	F-19
Lounge Group	F-20
Sealants & Fasteners Group	F-21 - F-23
Water & Sewage Group	F-24 - G-01
Window, Vent & Exterior Door Group	G-02 - G-16

FRONT BUNK

Key	Part Number	U/M	Description
	073310-06-AD5	EA	Cushion Asm. - Front Bunk - 22" x 31" x 76" x 4"
	073310-08-AD6	EA	Cushion Asm. - Front Bunk - 22" x 31" x 76" x 4"
	073310-07-AD7	EA	Cushion Asm. - Front Bunk - 22" x 31" x 76" x 4"
	M73310-06-AD5	EA	Cover Asm. - Front Bunk Cushion
	M73310-06-AD6	EA	Cover Asm. - Front Bunk Cushion
	M73310-07-AD7	EA	Cover Asm. - Front Bunk Cushion
	096008-37-000	YD	Fabric - Front Bunk Cushion (AD5)
	096008-10-000	YD	Fabric - Front Bunk Cushion - Pattern Velour(AD6)
	096008-23-000	YD	Fabric - Front Bunk Cushion - Dotted Velour(AD6)
	096008-20-000	YD	Fabric - Front Bunk Cushion (AD7)

ROYALE BUCKET SEAT

Key	Part Number	U/M	Description
	093456-07-AD5	EA	Seat Asm. - Bucket - Driver
	093456-07-AD6	EA	Seat Asm. - Bucket - Driver
	093456-07-AD7	EA	Seat Asm. - Bucket - Driver
	093456-10-AD5	EA	Seat Asm. - Bucket - Driver
	093456-10-AD6	EA	Seat Asm. - Bucket - Driver
	093456-10-AD7	EA	Seat Asm. - Bucket - Driver
	093456-08-AD5	EA	Seat Asm. - Bucket - Passenger
	093456-08-AD6	EA	Seat Asm. - Bucket - Passenger
	093456-08-AD7	EA	Seat Asm. - Bucket - Passenger
	093456-11-AD5	EA	Seat Asm. - Bucket - Passenger
	093456-11-AD6	EA	Seat Asm. - Bucket - Passenger
	093456-11-AD7	EA	Seat Asm. - Bucket - Passenger
	M03445-18-AE6	EA	Cover Asm. - Bucket Seat - Bottom (AD5)
	M03445-18-AE7	EA	Cover Asm. - Bucket Seat - Bottom (AD6)
	M03445-18-AD7	EA	Cover Asm. - Bucket Seat - Bottom (AD7)
	M03445-28-AE6	EA	Cover Asm. - Bucket Seat - Bottom (AD5)
	M03445-28-AE7	EA	Cover Asm. - Bucket Seat - Bottom (AD6)
	M03445-28-AE8	EA	Cover Asm. - Bucket Seat - Bottom (AD7)
	M03445-19-AE6	EA	Cover Asm. - Bucket Seat - Back (AD5)
	M03445-19-AE7	EA	Cover Asm. - Bucket Seat - Back (AD6)
	M03445-19-AD7	EA	Cover Asm. - Bucket Seat - Back (AD7)
	M03445-29-AE6	EA	Cover Asm. - Bucket Seat - Back (AD5)
	M03445-29-AE7	EA	Cover Asm. - Bucket Seat - Back (AD6)
	M03445-29-AE8	EA	Cover Asm. - Bucket Seat - Back (AD7)
	080243-33-AA1	EA	Armrest Asm. - Left (AD5, AD7)
	080243-33-AD1	EA	Armrest Asm. - Left (AD6)
	M80243-33-AA1	EA	Cover Asm. - Left Armrest (AD5, AD7)
	M80243-33-AD1	EA	Cover Asm. - Left Armrest (AD6)
	080243-32-AA1	EA	Armrest Asm. - Right (AD5, AD7)
	080243-32-AD1	EA	Armrest Asm. - Right (AD6)
	M80243-32-AA1	EA	Cover Asm. - Right Armrest (AD5, AD7)
	M80243-32-AD1	EA	Cover Asm. - Right Armrest (AD6)
	096008-28-000	YD	Fabric - Bucket Seat (AD5, AD7) - Plain Blue Velour
	096008-37-000	YD	Fabric - Bucket Seat (AD5) - Dotted Blue Velour
	096008-23-000	YD	Fabric - Bucket Seat (AD6) - Dotted Mauve Velour
	096008-30-000	YD	Fabric - Bucket Seat (AD6) - Plain Rose Velour
	096008-35-000	EA	Fabric - Bucket Seat (AD7) - Woven Blue Velour



BUCKET SEAT HARDWARE

Key	Part Number	U/M	Description
1	M80906-01-000	EA	Frame Asm. - Bucket Seat
2	081286-02-000	EA	Frame - Armrest - Left
3	069246-02-000	EA	Adjuster Asm. - Seat w/o lock
4	069585-27-000	EA	Top Plate - Non-Powered Seat
5	069585-02-000	EA	Sub Plate - Base - Bucket Seat - 12" x 13"
6	069246-01-000	EA	Adjuster Asm. - Seat w/lock
7	069585-29-000	EA	Seat Belt Bar - 20"
8	081268-01-000	EA	Frame - Armrest - Right
	080730-02-000	EA	Recliner - Seat Back - Left Hand
	080730-03-700	EA	Handle Kit - Recliner
	080730-04-000	EA	Screw - Recliner Handle
	080730-05-000	EA	Shield - Recliner
	089368-04-000	EA	Frame - Cable - Remote - Swivel
	097683-01-000	EA	Bracket Mount - Swivel Remote
	081361-01-000	EA	Rod - Armrest - Metal

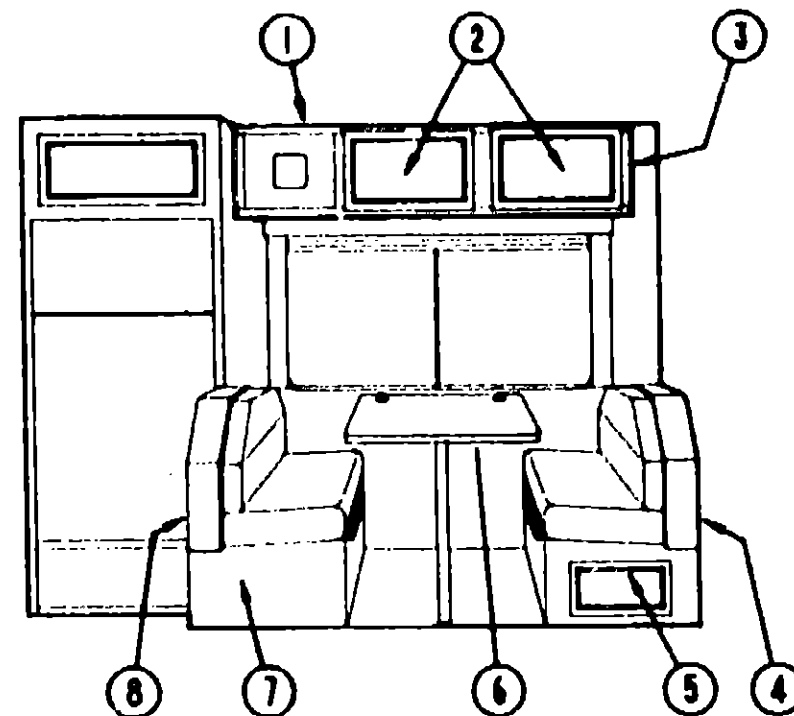
1990 ITASCA
TABLE OF CONTENTS

INTRODUCTION	A-01 - A-02
ABBREVIATIONS	A-03
ALPHABETICAL/GROUP REFERENCE	A-04 - A-06
IF424RC	A-07 - D-12
IF426RT	D-13 - G-16
IF427RT	G-17 - K-03

1990 IF426RT INDEX

Floor Plan	D-13 - D-14
Accessories Group	D-15 - D-19
Bath Group	D-20 - D-21
Bedroom Group	D-22 - D-24
Chassis Group	E-01 - E-05
Curtain, Cushion & Pad Group	E-06 - E-14
Dinette Group	E-15 - E-16
Driver's Compartment Group	E-17 - E-18
Electrical Group	E-19 - E-21
Exterior Body Group	E-22 - F-02
Galley Group	F-03 - F-07
Heating & Air Conditioning Group	F-08 - F-09
Interior Finish Group	F-10 - F-12
Labels Group	F-13 - F-18
LP Group	F-19
Lounge Group	F-20
Sealants & Fasteners Group	F-21 - F-23
Water & Sewage Group	F-24 - G-01
Window, Vent & Exterior Door Group	G-02 - G-16

DINETTE GROUP



DINETTE CABINETRY & HARDWARE

Key	Part Number	U/M	Description
1	M83929-03-AD5	EA	Cabinet Asm. - Dinette Overhead - w/o Doors or Hardware
2	M88304-84-X08	EA	Door Asm. - Dinette Overhead - w/o Doors or Hardware
3	081280-21-W24	EA	Pad Asm. - End Cap - Dinette Overhead - Vinyl
4	M04065-01-AB1	EA	Cabinet Asm. - Dinette Seat - w/o Door or Hardware
5	M04054-01-AB1	EA	Cabinet Asm. - Dinette Back
6	M88304-21-X08	EA	Door Asm. - Dinette Seat - w/o Hardware
7	M02115-09-AA8	EA	Table Asm. - Dinette - w/o Hardware Or Edge Band Molding (AD5, AD6)
8	M02115-09-AA9	EA	Table Asm. - Dinette - w/o Hardware Or Edge Band Molding (AD7)
	081733-01-AE6	EA	Cabinet Asm. - Pipe Cover (AD5)
	081733-01-AE7	EA	Cabinet Asm. - Pipe Cover (AD6)
	081733-01-AB6	EA	Cabinet Asm. - Pipe Cover (AD7)
7	M04065-02-AB1	EA	Cabinet Asm. - Dinette Seat - w/o Door or Hardware
8	M04064-02-AB1	EA	Cabinet Asm. - Dinette Back
	074493-02-000	EA	Support - Sprung Door Asm. - Overhead Cabinet
	081295-01-U01	EA	Support - Bed - Dinette - 1.5" x 28" - Wood (Seat Base)

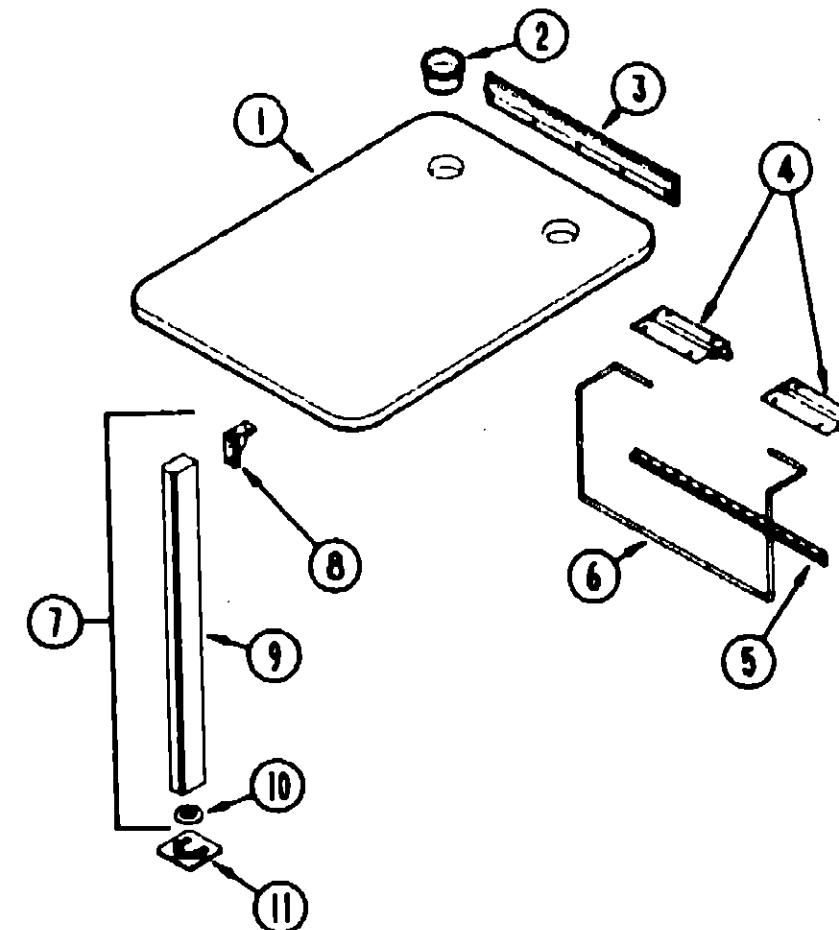
See the following page for the breakdown of this item.

CONTINENTAL BED

Key	Part Number	U/M	Description
	089007-04-AE1	EA	Bed Asm. - Sofa Seat w/o Cushions (AD5)
	089007-04-AE2	EA	Bed Asm. - Sofa Seat w/o Cushions (AD6)
	093460-01-AE8	EA	Bed Asm. - Sofa Seat w/o Cushions (AD7)
	081298-01-X11	EA	Table Asm. - Pedestal
	077968-01-000	EA	Retainer - Nylon - .5" x 1.6" (For Bungee Cord)
	076840-01-000	EA	Bungee Cord - 24"
	062046-01-000	EA	Clip - Leg - Pedestal Table - 1.7" x 2.2"
	041194-01-000	EA	Base - Flush Mount - Table - Floor
	009040-03-000	EA	Base - Table - Raised - Table Mounted
	009040-06-000	EA	Leg - Table - Pedestal - 27.5" x 2.25" OD - Tan

See Curtain, Cushion & Pad Group for breakdown of this item.

DINETTE GROUP (CONTINUED)



DINETTE TABLE & HARDWARE

Key	Part Number	U/M	Description
1	M02115-09-AA8	EA	Table Asm. - Dinette - w/o Hardware (AD5, AD6)
1	M02115-09-AA9	EA	Table Asm. - Dinette - w/o Hardware (AD7)
2	064781-05-000	EA	Cup Holder - 3.47" OD x 2.75" ID x 1.5" - Beige
3	053200-05-000	EA	Bracket - Upper Wall Mount - 23.5" - Beige
4	088410-01-000	EA	Bracket - Table Mount - Beige
5	024281-07-000	EA	Bracket - Lower Wall Mount - Table Lift - 22.12" - Tan
6	024275-05-000	EA	Rod - Table Lift - 8" x 23.5" - Beige
7	092708-01-Y15	EA	Leg - Table w/Catch & Bracket - 27" - Wood - Regal Oak
8	093550-01-000	EA	Bracket Pinge - Mounts To Leg & Table Top - 1.7" x 2.6"
9	092707-01-01A	EA	Molding - Wooden Table Leg - 27" - Regal Oak
10	092593-01-04A	EA	Catch - Leg Mounted - Round - 1.4" Dia. - Beige
11	049493-08-000	EA	Catch - Table Leg - Mounts on Floor - Tan

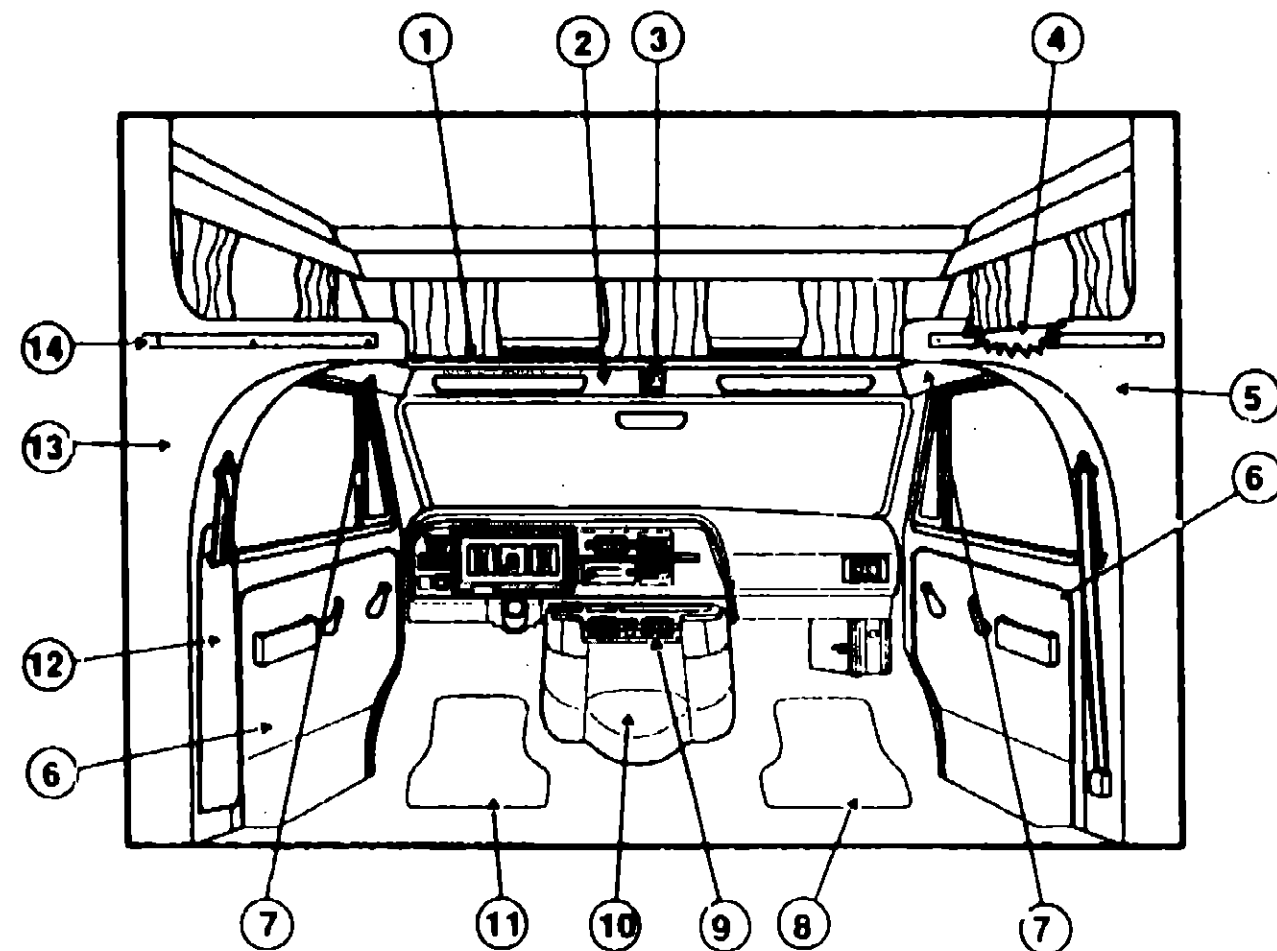
1990 ITASCA TABLE OF CONTENTS

INTRODUCTION	A-01 - A-02
ABBREVIATIONS	A-03
ALPHABETICAL/GROUP REFERENCE	A-04 - A-06
IF424RC	A-07 - D-12
IF426RT	D-13 - G-18
IF427RT	G-17 - K-03

1990 IF426RT INDEX

Floor Plan	D-13 - D-14
Accessories Group	D-15 - D-19
Bath Group	D-20 - D-21
Bedroom Group	D-22 - D-24
Chassis Group	E-01 - E-05
Curtain, Cushion & Pad Group	E-06 - E-14
Dinette Group	E-15 - E-16
Driver's Compartment Group	E-17 - E-18
Electrical Group	E-19 - E-21
Exterior Body Group	E-22 - F-02
Galley Group	F-03 - F-07
Heating & Air Conditioning Group	F-08 - F-09
Interior Finish Group	F-10 - F-12
Labels Group	F-13 - F-18
LP Group	F-19
Lounge Group	F-20
Sealants & Fasteners Group	F-21 - F-23
Water & Sewage Group	F-24 - G-01
Window, Vent & Exterior Door Group	G-02 - G-16

DRIVERS COMPARTMENT GROUP

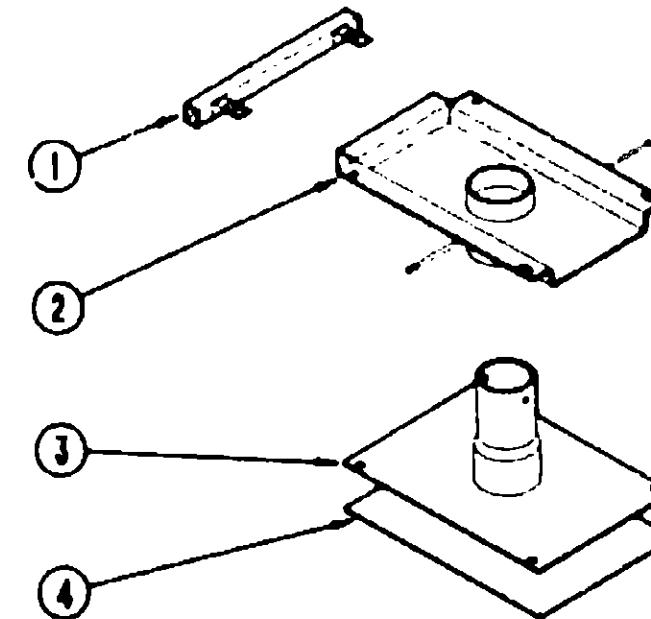


DRIVERS COMPARTMENT COMPONENTS

Key	Part Number	U/M	Description
1	092068-02-AA5	EA	Sleeperboard Asm.
	079800-03-000	EA	Trim - Front Sleepboard - Metal - Off White
	080742-02-000	FT	Trim - Vinyl - Metal Trim Insert - Beige
	080742-03-000	FT	Trim - Vinyl - Metal Trim Insert - Off White
2	091831-01-X08	EA	Headliner Asm. w/Vinyl - Front - Beige
2	091831-01-B05	EA	Headliner Asm. w/Vinyl - Front - Off White
3	M01298-01-000	EA	Console Overhead w/o Holes - Plastic - Beige
3	M01298-04-000	EA	Console Overhead w/Holes - Plastic - Off White
4	087012-01-AA5	EA	Headboard - Bunk
5	092037-01-X81	EA	Wingwall Asm. - Inner - Beige
5	092037-01-AA5	EA	Wingwall Asm. - Inner - Off White
6	Note	EA	Panel Asm. - Cab Door
7	091825-02-X81	EA	Headliner Asm. w/Vinyl - Side - Beige
7	091825-02-AA5	EA	Headliner Asm. w/Vinyl - Side - Off White
8	083219-03-000	EA	Floor Mat - Passenger
9	099857-01-AA5	EA	Tray Asm. - Beverage - Motor Cover
	046886-03-000	EA	Ashtray - Chrome
10	069885-16-AD5	EA	Motor Cover w/Pocket (AD5,AD7)
10	069885-16-AD6	EA	Motor Cover w/Pocket
11	083219-04-000	EA	Floor Mat - Driver
12	091871-01-000	EA	Seat Belt Cover - Beige
12	091871-05-000	EA	Seat Belt Cover - Off White
13	092037-01-X81	EA	Wingwall Asm. - Inner - Beige
13	092037-01-AA5	EA	Wingwall Asm. - Inner - Off White
14	082069-03-Y05	EA	Trim - Wooden - Wingwall
	082071-07-U01	EA	Cover - Wingwall - Vinyl - Beige - 28.5" x 5.6"
	082071-07-AA3	EA	Cover - Wingwall - Vinyl - Off White - 28.5" x 5.6"
	082081-03-U01	EA	Cover - Wingwall - Vinyl - Beige - 65.9" x 1.5"
	082081-04-U01	EA	Cover - Wingwall - Vinyl - Beige - 80" x 1.5"

Note: These parts are supplied by your Ford Dealer.

DRIVER'S COMPARTMENT GROUP (CONTINUED)



BUCKET SEAT PEDESTAL

Key	Part Number	U/M	Description
1	069585-29-000	EA	Bar - Seat Belt - 20"
2	069585-27-000	EA	Plate - Top - Pedestal Asm.
3	069585-03-000	EA	Plate - Sub - Pedestal Asm.
4	069585-02-000	EA	Plate - Base - Pedestal Asm. - Bucket Seat
	069246-01-000	EA	Adjuster Asm. - Seat - w/Lock
	069246-02-000	EA	Adjuster Asm. - Seat - w/o Lock
	080730-02-000	EA	Recliner Drive - Driver
	080730-01-000	EA	Recliner Drive - Passenger

1990 ITASCA TABLE OF CONTENTS

INTRODUCTION	A-01 - A-02
ABBREVIATIONS	A-03
ALPHABETICAL/GROUP REFERENCE	A-04 - A-06
IF424RC	A-07 - D-12
IF426RT	D-13 - G-16
IF427RT	G-17 - K-03

1990 IF426RT INDEX

Floor Plan	D-13 - D-14
Accessories Group	D-15 - D-19
Bath Group	D-20 - D-21
Bedroom Group	D-22 - D-24
Chassis Group	E-01 - E-05
Curtain, Cushion & Pad Group	E-06 - E-14
Dinette Group	E-15 - E-16
Driver's Compartment Group	E-17 - E-18
Electrical Group	E-19 - E-21
Exterior Body Group	E-22 - F-02
Galley Group	F-03 - F-07
Heating & Air Conditioning Group	F-08 - F-09
Interior Finish Group	F-10 - F-12
Labels Group	F-13 - F-18
LP Group	F-19
Lounge Group	F-20
Sealants & Fasteners Group	F-21 - F-23
Water & Sewage Group	F-24 - G-01
Window, Vent & Exterior Door Group	G-02 - G-16

ELECTRICAL GROUP

MISCELLANEOUS ELECTRICAL COMPONENTS

Key	Part Number	U/M	Description
	008188-01-000	EA	Solenoid - Dual Battery - Relay
	083208-01-000	EA	Control Center - 32 Amp.
	094809-01-000	EA	Load Center - 240 Volt - 125 Amp.

FUSES & CIRCUIT BREAKERS

Key	Part Number	U/M	Description
	008235-01-000	EA	Fuse - 15 Amp. - 12 Volt
	062901-05-000	EA	Fuse - 15 Amp. - Automotive
	008211-01-000	EA	Circuit Breaker - 6 Amp. - 12 Volt
	033573-02-000	EA	Circuit Breaker - 15 Amp. - 12 Volt - w/Mount
	008268-01-000	EA	Circuit Breaker - 30 Amp. - 12 Volt - w/Mount
	083209-05-000	EA	Circuit Breaker - 20 Amp. - 120 Volt
	083209-04-000	EA	Circuit Breaker - 30 Amp. - 120 Volt
	083209-02-000	EA	Circuit Breaker - 15/15 Amp. - 120 Volt
	083209-03-000	EA	Circuit Breaker - 15/20 Amp. - 120 Volt
	083209-07-000	EA	Circuit Breaker - 20/20 Amp. - 120 Volt
	094810-01-000	EA	Circuit Breaker - Double - 30 Amp.
	094811-01-000	EA	Circuit Breaker - Double - 20 Amp.
	083209-08-000	EA	Circuit Breaker Blank
	050283-02-000	EA	Buss Bar - Circuit Breaker
	100341-01-000	EA	Fuse Holder - In Line Type

INTERIOR LIGHT

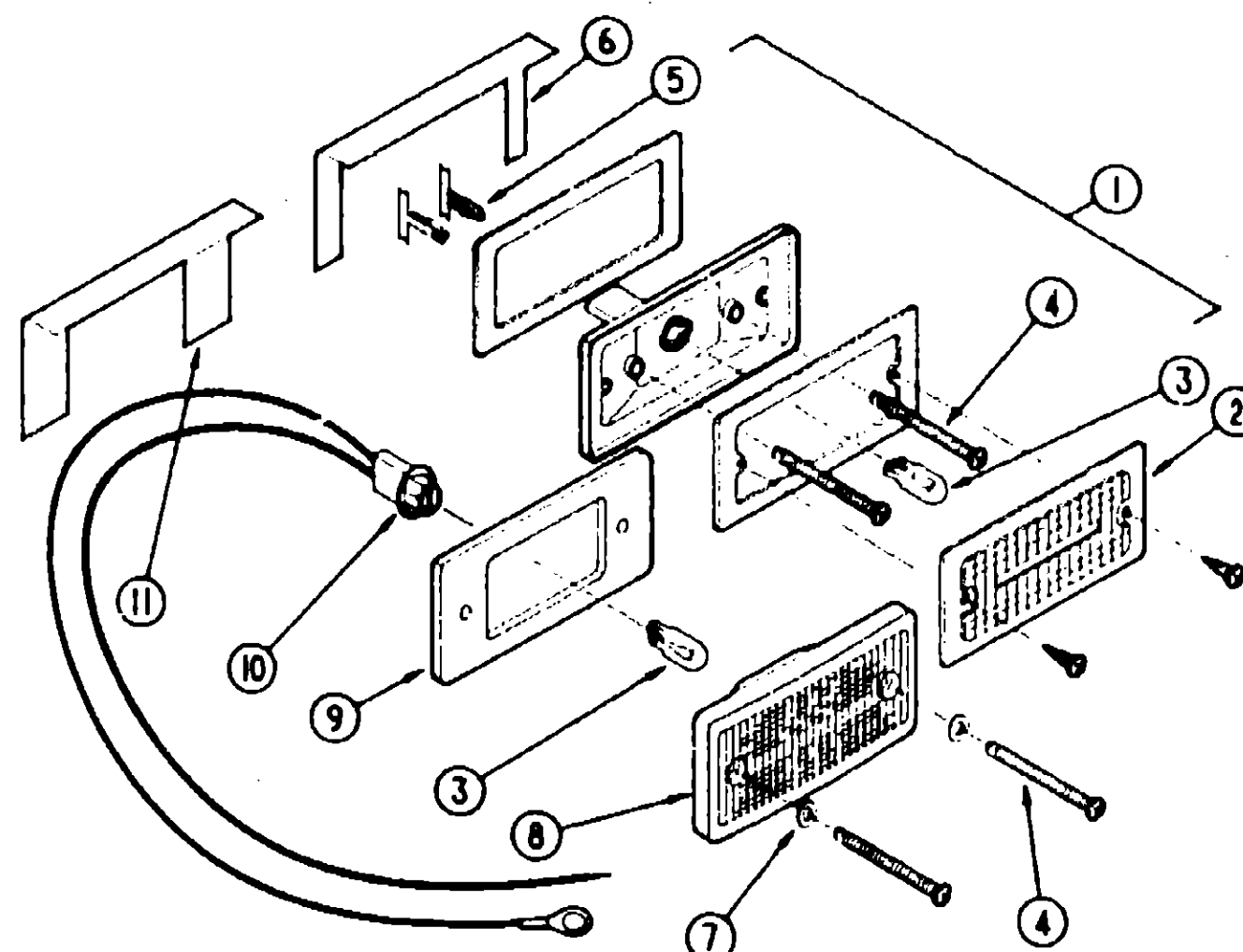
Key	Part Number	U/M	Description
	078424-02-000	EA	Light - Fluorescent - 12V
	078424-02-700	EA	Bulb - Fluorescent Light
	078424-02-701	EA	Lens - Fluorescent Light
	086280-01-000	EA	Light - Surface Mount - 12 Volt
	086280-01-700	EA	Bulb - 12 Volt - 6 Watt
	082686-01-000	EA	Lamp - Table - Brass w/Wood
	082686-07-000	EA	Shade - Table Lamp - Parchment
	083978-01-000	EA	Washer - Mounting - Lamp
	082169-01-000	EA	Light Make-Up - 3 Bulb
	077026-01-000	EA	Lens - Courtesy Light - Clear
	098024-01-01A	EA	Dome Light - 1-Bulb - Ivory
	098024-03-01A	EA	Dome Light - 2-Bulb - Ivory
	008218-01-000	EA	Bulb - Dome Light - 12V - #1141
	098024-01-700	EA	Lens - Dome Light
	087694-01-000	EA	Light - Wardrobe
	087694-01-700	EA	Bulb - GE - 561

Note: Items indented below assemblies are serviceable parts for that assembly.

BULBS

Key	Part Number	U/M	Description
	036196-01-000	EA	Bulb - 194 (Cab Marker Light)
	008215-01-000	EA	Bulb - 1003 (Porch Light)
	008218-01-000	EA	Bulb - 1141 (Dome Light)
	037935-01-000	EA	Bulb - 1157 (Tail Lamp)
	091937-03-000	EA	Bulb - Fluorescent Light - 12 Volt
	086280-01-700	EA	Bulb - 12 Volt - 6 Watt (Surface Light)
	087694-01-700	EA	Bulb - 561 (Wardrobe)

ELECTRICAL GROUP (CONTINUED)



EXTERIOR LIGHT & BULB

Key	Part Number	U/M	Description
1	081250-02-000	EA	Light - Rear Clearance - Red (Lens & Base Only)
2	081250-02-700	EA	Lens - Clearance Light - Red
3	036196-01-000	EA	Bulb - 12V - #194 - .27 Amp. - Bayonette
4	000G39-08-24B	EA	Screw - Self Driving
5	079378-01-000	EA	Terminal - Wedge Base - 18 AWG
6	081437-01-000	EA	Bracket - Clearance Light
7	102540-01-000	EA	Seal - Screw - Clearance Light
8	102520-02-000	EA	Light - Clearance - w/o Socket Connection - Red
9	102541-01-000	EA	Gasket - Clearance Light
10	075458-03-000	EA	Socket Asm. - Cab Marker
11	102582-01-000	EA	Bracket - Light - Clearance
	075459-04-000	EA	Taillight - Red - Black Base (Tail/Brake)
	075459-05-000	EA	Taillight - Amber - Black Base (Turn)
	075459-05-000	EA	Taillight - Red w/Backup - Black Base (Backup)
	037935-01-000	EA	Bulb - 12 Volt - #1157 (Tail Lamp Asm.)
	073844-01-000	EA	Lamp Asm. - License
	079709-01-000	EA	Wire Asm. - License Plate Light
	042405-03-000	EA	Base - Clearance/Sidemark Light w/Bulb - Plastic - White
	042405-02-000	EA	Lens - Clearance/Sidemark Light w/Reflex - Amber
	042405-01-000	EA	Lens - Clearance/Sidemark Light w/Reflex - Red
	008213-01-000	EA	Bulb - 12 Volt - #57 - .24 Amp.
	091983-01-000	EA	Gasket - Clearance/Sidemark Light
	079378-01-000	EA	Terminal - Wedge Base - 18 AWG
	008089-01-000	EA	Light - Porch - Recessed
	008089-01-700	EA	Lens - Porch Light - Recessed
	091981-01-000	EA	Gasket - Porch Light
	097917-01-01A	EA	Light - Porch - Recessed - Off White
	097917-01-700	EA	Lens - Porch Light - Recessed
	008215-01-000	EA	Bulb - 12 Volt - #1003 (Porch Lights)

These parts were used from 4/10/90 on.

NOTE: Items indented below assemblies are serviceable parts for that assembly.

1990 ITASCA TABLE OF CONTENTS

INTRODUCTION	A-01 - A-02
ABBREVIATIONS	A-03
ALPHABETICAL/GROUP REFERENCE	A-04 - A-06
IF424RC	A-07 - D-12
IF426RT	D-13 - G-16
IF427RT	G-17 - K-03

1990 IF426RT INDEX

Floor Plan	D-13 - D-14
Accessories Group	D-15 - D-19
Bath Group	D-20 - D-21
Bedroom Group	D-22 - D-24
Chassis Group	E-01 - E-05
Curtain, Cushion & Pad Group	E-06 - E-14
Dinette Group	E-15 - E-16
Driver's Compartment Group	E-17 - E-18
Electrical Group	E-19 - E-21
Exterior Body Group	E-22 - F-02
Galley Group	F-03 - F-07
Heating & Air Conditioning Group	F-08 - F-09
Interior Finish Group	F-10 - F-12
Labels Group	F-13 - F-18
LP Group	F-19
Lounge Group	F-20
Sealants & Fasteners Group	F-21 - F-23
Water & Sewage Group	F-24 - G-01
Window, Vent & Exterior Door Group	G-02 - G-16

ELECTRICAL GROUP (CONTINUED)
WIRE, SWITCHES & RECEPTACLES

Key	Part Number	U/M	Description
	008288-01-000	EA	Box - Electrical - 3" x 3 1/2" - Plastic
	008289-01-000	EA	Box - Electrical - 4" x 4" - 1/2 & 3/4 Steel - UL
	093603-01-000	EA	Box - Electrical - 4" x 2 1/8" x 2 1/8"
	058049-01-000	EA	Box - Electrical - 2" x 2" x 2 1/2" - Steel
	041953-01-000	FT	Conduit - Convoluted Slit - 5" ID
	041953-05-000	FT	Conduit - Convoluted Slit - 62" ID
	041953-09-000	FT	Conduit - Convoluted Slit - 50" ID
	058028-01-000	EA	Connector - Pigtail - Clear Nylon
	008314-01-000	EA	Connector - Wire Nut - Gray
	008311-01-000	EA	Connector - Wire Nut - Red
	008355-01-000	EA	Connector - Plastic - 3/8 AVG
	008355-01-000	EA	Connector - 3/4 Cable Clamping
	079090-01-000	EA	Connector - Molded - 12/2 Head
	088475-01-000	EA	Connector - Pin
	088476-01-000	EA	Connector - Socket
	031968-01-000	EA	Contact Plug - Brass - Tin Plated
	031967-01-000	EA	Contact - Receptacle
	008054-01-000	EA	Cord - Power - 10-3 30 Amp - 25' - UL
	069238-01-000	EA	Cover - Electrical Box - 4" x 4"
	024571-03-000	EA	Cover Plate - Receptacle - Jumbo - Brown Plastic
	064077-02-000	EA	Cover Plate - Receptacle - GFI - Brown
	064399-01-000	EA	Housing Asm. - Male and Female
	088473-05-000	EA	Housing Pin - 6 Position (Single Row)
	088473-06-000	EA	Housing Pin - 6 Position (Two Rows of 3)
	088473-08-000	EA	Housing Pin - 4 Position
	097744-01-000	EA	Housing - Trailer Pin - 12"
	097745-01-000	EA	Housing - Receptacle - 12"
	063910-01-000	EA	Housing - Relay
	088474-02-000	EA	Housing - Socket - 15 Position
	088474-06-000	EA	Housing - Socket - 6 Position
	088474-09-000	EA	Housing - Socket - 3 Position
	088474-10-000	EA	Housing - Socket - 2 Position
	100138-01-000	EA	Module - Daytime Running Light
	100159-02-000	EA	Daytime Running Lights
	081082-01-000	EA	Plaque - Mounting - Battery/Fuel Switch - 2.4" x 1.4" - Black
	083015-02-000	EA	Receptacle - Flag - .185
	084076-02-000	EA	Receptacle - GFI - 15A - 125V - Brown
	075736-02-000	EA	Receptacle/Cover Asm. - Off White (Exterior)
	058708-01-000	EA	Receptacle - Duplex - Brown
	024924-02-000	EA	Receptacle - Power Cord
	058707-01-000	EA	Receptacle - Single - Brown
	067789-02-000	EA	Socket - Lamp
	098351-03-01A	EA	Switch Plate - 3 Gang - 2 Switches
	098351-01-01A	EA	Switch Plate - Single - w/Switches
	008195-01-000	EA	Switch - Push Button - 12 Volt
	007942-01-000	EA	Tab - Wire - 18 to 14 AWG
	007949-01-000	EA	Tab Housing - 1 Position
	007955-01-000	EA	Tab Housing - 6 Position
	031965-01-000	EA	Tab Housing - 2 Position
	047443-01-000	EA	Terminal - .250 Receptacle - 16/14 AWG
	047443-02-000	EA	Terminal - .250 Receptacle - 12/10 AWG
	035416-04-000	EA	Terminal Ring - #10 Stud
	008348-01-000	EA	Terminal Ring - 2 - w/3/8 Stud
	008331-01-000	EA	Terminal Ring - 4 - w/3/8 Stud
	008326-01-000	EA	Terminal Ring - 3/8" Wire
	008328-01-000	EA	Terminal - Ring - 12/10 Wire
	008028-01-000	FT	Wire - 18.5 Bonded - Blue/Red/Yellow/Orange/White
	008024-01-000	FT	Wire - 18.5 Bonded - Orange/White/Yellow/Blue/Brown
	008025-01-000	FT	Wire - 18.5 Bonded - Orange/White/Yellow/Blue/Green
	008026-01-000	FT	Wire w/Ground - Romex - 12/2
	008030-01-000	FT	Wire - Bonded - 18-4
	008343-01-000	EA	Wire Tie - 6"

EXTERIOR BODY GROUP

MISCELLANEOUS EXTERNALLY MOUNTED PARTS

Key	Part Number	U/M	Description
	083558-03-000	EA	Plumbing Seal - Roof Vent - 1 1/2 - Off White
	009126-02-000	EA	Assist Handle - Black
	069178-02-000	EA	Bracket - Mounting - Assist Handle - L - Angle w/Holes
	087659-04-000	EA	Fill - City Water - Off White
	081240-03-000	EA	Fill - City Water - Lockable - Off White
	102768-01-000	EA	Holder - Compartment/Entry Door - Metal

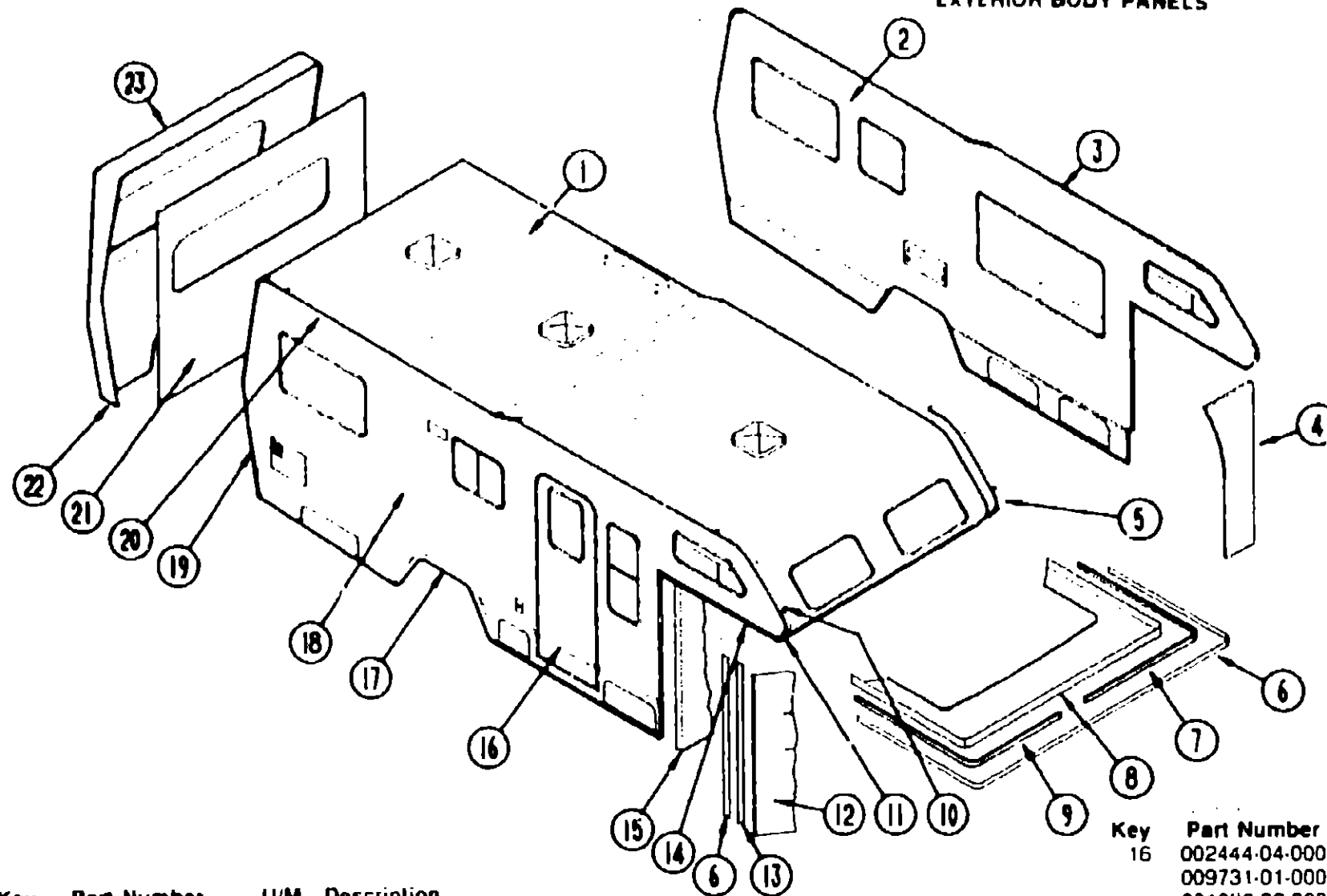
1990 ITASCA
TABLE OF CONTENTS

INTRODUCTION	A-01 - A-02
ABBREVIATIONS	A-03
ALPHABETICAL/GROUP REFERENCE	A-04 - A-06
IF424RC	A-07 - D-12
IF426RT	D-13 - G-16
IF427RT	G-17 - K-03

1990 IF426RT INDEX

Floor Plan	D-13 - D-14
Accessories Group	D-15 - D-19
Bath Group	D-20 - D-21
Bedroom Group	D-22 - D-24
Chassis Group	E-01 - E-05
Curtain, Cushion & Pad Group	E-06 - E-14
Dinette Group	E-15 - E-16
Driver's Compartment Group	E-17 - E-18
Electrical Group	E-19 - E-21
Exterior Body Group	E-22 - F-02
Galley Group	F-03 - F-07
Heating & Air Conditioning Group	F-08 - F-09
Interior Finish Group	F-10 - F-12
Labels Group	F-13 - F-18
LP Group	F-19
Lounge Group	F-20
Sealants & Fasteners Group	F-21 - F-23
Water & Sewage Group	F-24 - G-01
Window, Vent & Exterior Door Group	G-02 - G-16

EXTERIOR BODY GROUP (CONTINUED) EXTERIOR BODY PANELS



Key	Part Number	U/M	Description
1	M99105-01-AD5	EA	Roof Asm. (AD5, AD6)
1	M99105-01-AD7	EA	Roof Asm. (AD7)
	076613-15-000	EA	Angle Joint - Roof to Sidewall - 1.5" x 87" - Metal
	M76177-01-700	EA	Roof Section - Cab Over To First Seam
2	M99103-01-AD5	EA	Sidewall Asm. - Driver
2	M99103-01-AD6	EA	Sidewall Asm. - Driver
2	M99103-01-AD7	EA	Sidewall Asm. - Driver
3	076802-08-000	EA	Trim - Contour - Upper Front - Driver - Off White
	076802-07-000	EA	Trim - Contour - Upper Front - Passenger - Off White
4	M81653-04-X08	EA	Wingwall Asm. - Inner - w/Gusset & Vinyl Trim
5	086889-04-000	EA	Trim - Front Radius - Driver - Off White
6	086279-02-000	FT	Insert Trim - .9" - Plastic - Off White
7	085491-02-000	EA	Trim - Transition Panel - Off White
	087275-02-000	EA	Cap - Feature Strip Trim - Off White
8	080858-01-000	EA	Panel - Transition - Sleeperboard - 94.8" x 57.7" - Off White
9	085491-01-000	EA	Trim - Transition Panel - Off White
	087275-01-000	EA	Cap - Feature Strip Trim - Off White
10	085490-01-000	EA	Trim - Contour - Front - Passenger - Off White
	085490-02-000	EA	Trim - Contour - Front - Driver - Off White
11	086889-03-000	EA	Trim - Front Radius - Passenger - Off White
12	080683-02-W04	EA	Wingwall Asm. - Passenger
	080683-01-W04	EA	Wingwall Asm. - Driver
	079203-03-000	EA	Trim - Wingwall - 14.2" - Off White
	021241-01-000	FT	Vinyl - Exterior - Used Between Wingwall & Cab Seal - White
13	085492-01-000	EA	Trim - Transition Wingwall - Off White
14	076975-05-000	EA	Trim - Sleeperboard - Passenger - 52" - Off White
14	076975-06-000	EA	Trim - Sleeperboard - Driver - 52" - Off White
15	M81653-03-X08	EA	Wingwall Asm. - Inner - w/Gusset & Vinyl Trim
15	085492-01-000	EA	Trim - Wingwall Transition - Off White

E-23

Key	Part Number	U/M	Description
16	002444-04-000	EA	Feature Strip - w/o Insert - Extr. - 16" - Off White
	009731-01-000	EA	End Cap - Feature Strip
	001030-02-003	EA	Insert - Feature Strip - 17" Long - Off White
	086180-55-001	EA	U-Channel - Extrusion - 192" - Off White
17	075189-01-000	EA	Trim - Wheelwell - Rear Passenger - Off White
	075189-02-000	EA	Trim - Wheelwell - Rear Driver - Off White
	087953-01-000	EA	Trim - Wheelwell - Rear - Extrusion - Off White
18	M99104-01-AD5	EA	Sidewall Asm. - Passenger
18	M99104-01-AD6	EA	Sidewall Asm. - Passenger
18	M99104-01-AD7	EA	Sidewall Asm. - Passenger
19	073502-15-000	EA	Trim - Sidewall To Rear Cap - Metal - Right - Off White
	073502-16-000	EA	Trim - Sidewall To Rear Cap - Metal - Left - Off White
20	077339-03-000	EA	Trim - Contour - Upper Rear Passenger - Off White
	077339-04-000	EA	Trim - Contour - Upper Rear Driver - Off White
21	081651-01-AD5	EA	Backwall Asm. - Inner
21	081651-01-AD6	EA	Backwall Asm. - Inner
21	081651-01-AD7	EA	Backwall Asm. - Inner
22	074966-02-000	EA	Trim - Backwall - Lower - Passenger or Driver
23	080252-02-000	EA	Rear Cap w/o Lights - Primed
	077941-01-000	EA	Seal - Rubber - Flat w/Slit
	083805-08-000	EA	Trim - Backwall To Roof
	083111-05-000	EA	Trim - Bottom - Tapered 39.4" Long - Aluminum - Off White
	002365-01-001	EA	U-Channel - Extrusion - 1" x 18"
	002776-01-001	EA	U-Channel - Extrusion - 1.75" x 16"
	077514-24-000	EA	Fiberglass Sheet - 48" x 96" - Flat
	076054-90-000	EA	Fiberglass Sheet - 4' x 24.66" - Off White
	001054-01-011	EA	Alum. - No Design - 48" x 96" - Off White
	000868-01-000	SF	Styrofoam - .75" x 24" x 96"
	000870-05-000	SF	Styrofoam - .5" x 24" x 96"
	000870-03-000	SF	Styrofoam - 1.34" x 48" x 96"
	083574-01-000	SF	Styrofoam - Dow Type - SM - 1.5" x 24" x 85.25"
	083574-02-000	SF	Styrofoam - Dow Type - SM - 1.5" x 24" x 90.5"

1990 ITASCA TABLE OF CONTENTS

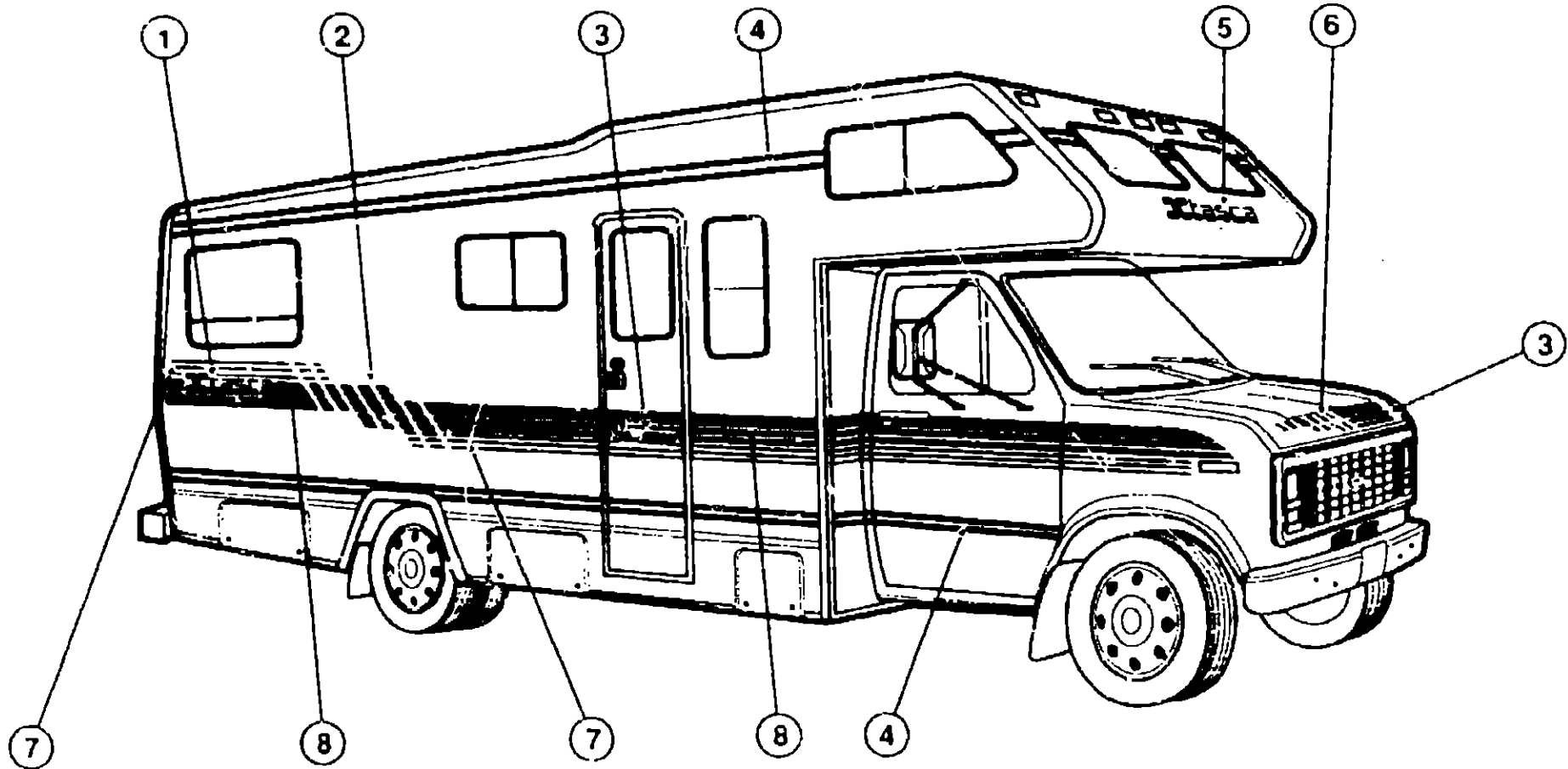
INTRODUCTION	A-01 - A-02
ABBREVIATIONS	A-03
ALPHABETICAL/GROUP REFERENCE	A-04 - A-06
IF424RC	A-07 - D-12
IF426RT	D-13 - G-16
IF427RT	G-17 - K-03

1990 IF426RT INDEX

Floor Plan	D-13 - D-14
Accessories Group	D-15 - D-19
Bath Group	D-20 - D-21
Bedroom Group	D-22 - D-24
Chassis Group	E-01 - E-05
Curtain, Cushion & Pad Group	E-06 - E-14
Dinette Group	E-15 - E-16
Driver's Compartment Group	E-17 - E-18
Electrical Group	E-19 - E-21
Exterior Body Group	E-22 - F-02
Galley Group	F-03 - F-07
Heating & Air Conditioning Group	F-08 - F-09
Interior Finish Group	F-10 - F-12
Labels Group	F-13 - F-18
LP Group	F-19
Lounge Group	F-20
Sealants & Fasteners Group	F-21 - F-23
Water & Sewage Group	F-24 - G-01
Window, Vent & Exterior Door Group	G-02 - G-16

E-24

EXTERIOR BODY GROUP (CONTINUED)
 DECALS & MULTISTRIPE



1990 ITASCA
 TABLE OF CONTENTS

INTRODUCTION	A-01 - A-02
ABBREVIATIONS	A-03
ALPHABETICAL/GROUP REFERENCE	A-04 - A-06
IF424RC	A-07 - D-12
IF426RT	D-13 - G-16
IF427RT	G-17 - K-03

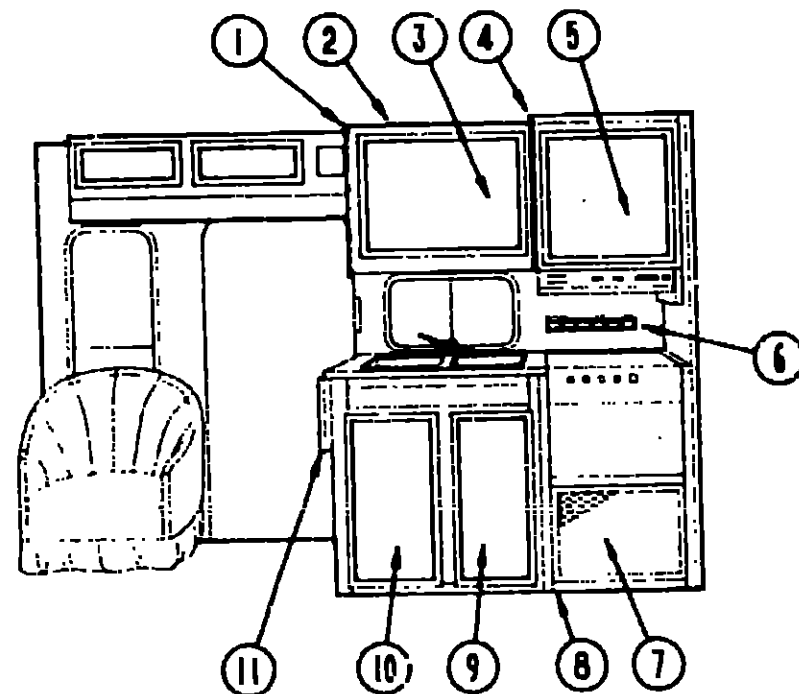
1990 IF426RT INDEX

Floor Plan	D-13 - D-14
Accessories Group	D-15 - D-19
Bath Group	D-20 - D-21
Bedroom Group	D-22 - D-24
Chassis Group	E-01 - E-05
Curtain, Cushion & Pad Group	E-06 - E-14
Dinette Group	E-15 - E-16
Driver's Compartment Group	E-17 - E-18
Electrical Group	E-19 - E-21
Exterior Body Group	E-22 - F-02
Galley Group	F-03 - F-07
Heating & Air Conditioning Group	F-08 - F-10
Interior Finish Group	F-10 - F-12
Labels Group	F-13 - F-15
LP Group	F-19
Lounge Group	F-20
Sealants & Fasteners Group	F-21 - F-23
Water & Sewage Group	F-24 - G-01
Window, Vent & Exterior Door Group	G-02 - G-16

Key	Part Number	U/M	Description
1	070852-10-000	EA	Decal - Logo - Itasca® - Black & Off White
2	093675-01-03A	EA	Decal - Side Step Up - Pass 3 Section w/2 Stack Of Lines Each (AD5 - AD6)
2	093675-01-04A	EA	Decal - Side Step Up - Pass 3 Section w/2 Stack Of Lines Each (AD7)
2	093675-02-03A	EA	Decal - Side Step Up - Dr 3 Section w/2 Stack Of Lines EA (AD5, AD6)
2	093675-02-04A	EA	Decal - Side Step Up - Dr 3 Section w/2 Stack Of Lines EA (AD7)
3	070851-04-000	EA	Decal - Logo - Sundowner® - Black & Off White
4	093650-01-05A	FT	Multistripe - 2 Lines, 2-9" Wide - Burgundy - Blue (AD5, AD6)
4	093650-01-06A	FT	Multistripe - 2 Lines, 2-9" Wide - Brown & Blue (AD7)
5	070191-01-000	EA	Decal - Logo - Itasca® - Black
6	093676-01-03A	EA	Decal - Ford - Ford - Blue - Burgundy & Rose (AD5, AD6)
6	093676-01-04A	EA	Decal - Ford - Ford - Blue - Dark Brown & Brown (AD7)
7	092322-04-03A	FT	Multistripe - 3 Lines, 2-9" Wide - Rose (AD5, AD6)
7	092322-04-04A	FT	Multistripe - 3 Lines, 2-9" Wide - Brown (AD7)
8	092322-03-03A	FT	Multistripe - 3 Lines, 6-11" Wide - 1 Blue/2 Burgundy (AD5 - AD6)
8	092322-03-04A	FT	Multistripe - 3 Lines, 6-11" Wide - 1 Blue/2 Brown (AD7)
	084075-01-000	EA	Decal - B.Y. Wheelcap - Ind - Black & Clear

For your convenience, here are the designations for colors you can purchase locally:
 Blue - B8747
 Brown - B8725
 White - L8723
 Burgundy - B8747
 Dark Brown - B8725
 Rose - B8747
 Dark Brown - B8725

GALLEY GROUP



GALLEY CABINETRY & COMPONENTS

Key	Part Number	U/M	Description
1	061280-06-W24	EA	Pad Asm - End Cap - Galley Overhead - Vinyl
2	M83916-01-AD5	EA	Cabinet Asm - Galley Overhead - w/o Doors or Hardware
3	M88304-84-X08	EA	Door Asm - Galley Overhead - w/o Hardware
4	M94767-08-AD5	EA	Cabinet Asm - Galley Overhead - w/o Door or Hardware
5	081280-29-AA5	EA	Pad Asm - End Cap - Microwave Overhead - Vinyl
6	M88304-A9-X08	EA	Door Asm - Galley Overhead - 14 37" x 21 85" - w/o Hardware
7	092487-01-Y15	EA	Rack - Spice
8	M92073-04-X11	EA	Door Asm - Galley Cabinet - Furnace - 13 38" x 21 85" - w/o Hardware
9	M03401-01-AD5	EA	Cabinet Asm - Galley - w/Countertop - w/o Doors, Drawers or Hardware
10	M03401-01-AD6	EA	Cabinet Asm - Galley - w/Countertop - w/o Doors, Drawers or Hardware
11	M03401-01-AD7	EA	Cabinet Asm - Galley - w/Countertop - w/o Doors, Drawers or Hardware
12	068611-12-AD5	EA	Countertop Asm - Galley (AD5, AD6)
13	068611-12-AD7	EA	Countertop Asm - Galley (AD7)
14	M82164-11-X36	EA	Drawer Asm - 12" x 21 85" - w/o Cup
15	M88304-14-X08	EA	Door Asm - Galley Cabinet - 14 37" x 33 46" - w/o Hardware
16	M88304-13-X08	EA	Door Asm - Galley Cabinet - 14 37" x 33 46" - w/o Hardware
17	060812-03-AD5	EA	Extension Asm - Galley (AD5, AD6)
18	060812-04-AD6	EA	Extension Asm - Galley (AD5, AD6)
19	060812-04-AD7	EA	Extension Asm - Galley (AD7)
20	094709-02-AB6	EA	Magazine Rack

GALLEY GROUP (CONTINUED)

GALLEY HARDWARE

Key	Part Number	U/M	Description
	077404-02-000	EA	Drawer - Plastic - 20" x 12.7"
	009049-01-000	EA	Table Support - Drop Leaf
	074493-02-000	EA	Support - Overhead Sprung Door
	093586-03-000	EA	Catch - Spring Roller
	093586-04-000	EA	Strike - Spring Steel
	098654-01-000	EA	Sink - Double - w/Mounting Hardware - SST
	091253-01-000	EA	Gasket - Faucet
	011053-04-000	EA	Faucet - 8" Swing Spout
	055516-01-000	EA	Bracket - Front Tiedown - Range w/Oven
	055516-02-000	EA	Bracket - Rear Tiedown - Range w/Oven
	081587-01-000	EA	Bracket - Tiedown - Range - Right
	081587-02-000	EA	Bracket - Tiedown - Range - Left
	067544-01-000	EA	Bracket - Tiedown - Refrigerator - Left
	067544-02-000	EA	Bracket - Tiedown - Refrigerator - Right
	094756-01-01A	EA	Bracket - Microwave - Tan
	085280-04-000	EA	Cover - Burner - BiFold - Almond
	059777-02-000	EA	Hinge - Cabinet Door - Burnished Brass
	074981-01-000	EA	Cutting Board - Maple - Unfinished
	077409-02-000	EA	Drawer Slide - Mounted To Cabinet - 20.75" - Plastic
	093288-01-01A	EA	Tray - Silverware - 12.7" x 20" - Beige
	093288-03-01A	EA	Tray - Silverware - 10.2" x 17.6" - Beige
	100081-01-01A	EA	Tray - Silverware - 9" x 13.3" - Almond - Rubbermaid
	058334-01-000	EA	Wastebasket - 9 3/4" x 7" x 10" - White - Rubbermaid
	054450-01-000	EA	Level - Refrigerator
	065225-01-000	EA	Plate - Tiedown - Refrigerator
	104181-01-01A	EA	Support Leaf - 5.3" - Extends to 7.5" - Safety Ring
	081530-01-AA8	EA	Sink Cover Large (AD5, AD6)
	081530-01-AA9	EA	Sink Cover - Large (AD7)
	090329-01-000	FT	Seal "T" - Refrigerator Cabinet
	072852-01-000	EA	Smoke Detector w/9 Volt Battery
	066437-01-000	EA	Strainer - Galley Sink w/Basket
	094756-01-01A	EA	Bracket - "L" Microwave - 4.6" Long x 3.9" Wide - Steel - Tan
	094750-01-000	EA	Bracket Asm. - Microwave
	094745-01-01A	EA	Trim - Microwave - Lower - Black
	094774-01-01A	EA	Trim - Microwave - Either Side - .5" x 14.8" - Metal - Black
	094774-03-01A	EA	Trim - Microwave - Either Side - 1.5" x 14.8" - Metal - Black

1990 ITASCA
TABLE OF CONTENTS

INTRODUCTION	A-01 - A-02
ABBREVIATIONS	A-03
ALPHABETICAL/GROUP REFERENCE	A-04 - A-06
IF424RC	A-07 - D-12
IF426RT	D-13 - G-16
IF427RT	G-17 - K-03

1990 IF426RT INDEX

Floor Plan	D-13 - D-14
Accessories Group	D-15 - D-19
Bath Group	D-20 - D-21
Bedroom Group	D-22 - D-24
Chassis Group	E-01 - E-05
Curtain, Cushion & Pad Group	E-06 - E-14
Dinette Group	E-15 - E-16
Driver's Compartment Group	E-17 - E-18
Electrical Group	E-19 - E-21
Exterior Body Group	E-22 - F-02
Galley Group	F-03 - F-07
Heating & Air Conditioning Group	F-08 - F-09
Interior Finish Group	F-10 - F-12
Labels Group	F-13 - F-18
LP Group	F-19
Lounge Group	F-20
Sealants & Fasteners Group	F-21 - F-23
Water & Sewage Group	F-24 - G-01
Window, Vent & Exterior Door Group	G-02 - G-16

GALLEY GROUP (CONTINUED)

GALLEY APPLIANCES			
Key	Part Number	U/M	Description
	094038-04-000	EA	Refrigerator - 2-Way Small Double Door - Norcold 662
	084879-03-700	EA	Cooling Unit
	064473-03-719	EA	Flue
	088248-01-709	EA	Heater A/C
	075217-01-737	EA	Control Module
	094039-04-702	EA	Power Supply (2-Way)
	094039-04-701	EA	Eyebrow (2-Way)
	094039-04-700	EA	P.C. Board (2-Way)
	084880-01-715	EA	Shut-Off Valve - Manual
	084880-01-713	EA	Male Connector
	064473-01-702	EA	Orifice
	084248-01-706	EA	Burner
	088248-01-708	EA	Ignition Electrode
	084880-01-733	EA	Dairy Keeper
	084880-01-734	EA	Hinge Bracket - Top Right/Bottom - Left (Brown)
	094039-01-723	EA	Hinge Bracket - Top Right/Bottom - Left (Black)
	094039-01-707	EA	Upper Door Handle Asm. (Brown)
	094039-01-708	EA	Upper Door Handle Asm. (Black)
	094039-01-705	EA	Upper Door Liner - White (Brown)
	094039-01-706	EA	Upper Door Liner - White (Black)
	084880-01-735	EA	Hinge Bracket - Top Left/Bottom - Right (Brown)
	094039-01-724	EA	Hinge Bracket - Top Left/Bottom - Right (Black)
	075217-01-738	EA	Switch Rocker - 3 Position - Black
	084880-01-732	EA	Latch
	084880-02-700	EA	Lower - Flange
	094039-01-732	EA	Front Cover - Bottom Trim - Black
	094039-01-712	EA	Door Bin - w/Silver Border - Gray
	094039-01-718	EA	Milk Bin - w/Silver Trim - Gray
	084880-01-747	EA	Plug Hole
	094039-01-722	EA	Plug Hole - Hinge Holes - Black
	094039-01-711	EA	Juice Rack - w/Silver Trim
	094039-01-726	EA	Evaporator Shell
	084880-03-707	EA	Cover - Lamp or Bulb
	094039-01-733	EA	Wire Shelf - Middle
	094039-01-734	EA	Wire Shelf w/Riser - Top
	084880-01-722	EA	Crisper Cover
	094039-01-731	EA	Crisper w/Silver Trim - Gray
	094038-01-705	EA	Cabinet Asm. - Frame (Brown)
	094038-01-706	EA	Cabinet Asm. - Frame (Black)
	084880-01-746	EA	Cable
	084880-01-731	EA	Hinge - Pin
	094039-01-725	EA	Hinge Pin - Male - Black
	094039-01-729	EA	Hinge Pin Shaft - Center Hinge (Brown)
	094039-01-730	EA	Hinge Pin Shaft - Center Hinge (Black)
	094039-01-727	EA	Hinge Bracket - Center Hinge (Brown)
	094039-01-728	EA	Hinge Bracket - Center Hinge (Black)
	084880-01-749	EA	Hinge Bushing
	088248-01-707	EA	Sensor Electrode
	088248-01-710	EA	Heater DC (3-Way)

GALLEY GROUP (CONTINUED)

GALLEY APPLIANCES (CONTINUED)			
Key	Part Number	U/M	Description
	094039-01-702	EA	Gasket - Upper - Gray
	094038-01-700	EA	Gasket - Lower - Gray
	094039-01-705	EA	Upper Door Liner - White (Brown)
	094039-01-706	EA	Upper Door Liner - White (Black)
	094038-01-701	EA	Lower Door Liner - White (Brown)
	094038-01-702	EA	Lower Door Liner - White (Black)
	094038-01-703	EA	Lower Door Handle Asm. (Brown)
	094039-01-716	EA	Lower Door Handle Asm. (Brown)
	094038-01-704	EA	Lower Door Handle Asm. (Black)
	094039-01-717	EA	Lower Door Handle Asm. (Black)
	094880-01-718	EA	Gas - Valve
	084880-03-705	EA	Bracket - Interior Refrigerator Light
	084880-03-706	EA	Lamp - Bulb
	084880-01-736	EA	Light Switch - Brown
	094039-01-703	EA	Hinge Plate - Left (Brown)
	094039-01-704	EA	Hinge Plate - Left (Black)
	094039-01-709	EA	Hinge Plate - Top - Right/Bottom - Left (Brown)
	094039-01-710	EA	Hinge Plate - Top - Right/Bottom - Left (Black)
	094039-01-741	EA	Tray - Shelf - Plastic - Gray
	084880-01-753	EA	Thermister - 78" w/o Clip
	096983-09-01A	EA	Hood - Range - w/Monitor Panel - Almond (US)
	096983-09-700	EA	Metal Face Plate (Screened) LVS 1995
	090973-01-700	EA	Motor - LVS CA508-1
	090973-01-702	EA	Blade - Fan - LVS VA183-1
	092696-01-709	EA	Bulb - 912 - Ventline VA415
	092696-01-710	EA	Socket - Light - Ventline CB267-2
	096983-01-708	EA	Lens - Lamp - Ventline CC179
	096983-01-707	EA	Filter - Grease - 8" x 8" - LVS CC246
	079353-01-704	EA	Circuit Board - Tanks - LVS 5062
	075470-01-703	EA	Switch - ON/Momentary - Jensen RP1016
	075470-01-705	EA	Switch - On/Off/On Momentary - Jensen RP1014
	092696-01-701	EA	Knob - Cable Lever - Plastic - Black - Ventline CC225
	096983-01-709	EA	Switch & Lever - Module - 17 1/2" - Ventline CB547-4
	092696-01-703	EA	Fuse Holder - Ventline CC195
	079353-01-700	EA	Test Connector - LVS 7904
	092698-02-01A	EA	Vent - Range Hood - w/Door - Off White
NOTE: Items indented below assembly are serviceable parts for that assembly.			

1990 ITASCA	
TABLE OF CONTENTS	
INTRODUCTION	A-01 - A-02
ABBREVIATIONS	A-03
ALPHABETICAL/GROUP REFERENCE	A-04 - A-06
IF424RC	A-07 - D-12
IF426RT	D-13 - G-16
IF427RT	G-17 - K-03
1990 IF426RT INDEX	
Floor Plan	D-13 - D-14
Accessories Group	D-15 - D-19
Bath Group	D-20 - D-21
Bedroom Group	D-22 - D-24
Chassis Group	E-01 - E-05
Curtain, Cushion & Pad Group	E-06 - E-14
Dinette Group	E-15 - E-16
Driver's Compartment Group	E-17 - E-18
Electrical Group	E-19 - E-21
Exterior Body Group	E-22 - F-02
Galley Group	F-03 - F-07
Heating & Air Conditioning Group	F-08 - F-09
Interior Finish Group	F-10 - F-12
Labels Group	F-13 - F-18
LP Group	F-19
Lounge Group	F-20
Sealants & Fasteners Group	F-21 - F-23
Water & Sewage Group	F-24 - G-01
Window, Vent & Exterior Door Group	G-02 - G-16

GALLEY GROUP (CONTINUED)

GALLEY APPLIANCES (CONTINUED)			
Key	Part Number	U/M	Description
	055282-04-000	EA	Range w/Oven - 4 Burner - Almond - Magic Chef BT16NA-4Z-50
	055282-03-700	EA	Thermostat - Magic Chef 993-476
	055282-03-702	EA	Knob - Thermostat - Magic Chef 50-20281
	055282-03-708	EA	Bumper - Main Top - Plastic Plug - Magic Chef 744-176
	049045-01-742	EA	Burner Asm. - Oven - Magic Chef 50-20216
	081374-02-701	EA	Regulator - Pressure - Magic Chef 976-27
	049045-01-703	EA	Valve - Top Burner - Magic Chef 997-584
	064782-02-705	EA	Handle - Oven Door - Black - Magic Chef 50-25104
	049045-01-728	EA	Broiler Pan w/o Insert - Magic Chef 50-22114-2
	064782-02-709	EA	Glass - Oven Door - Magic Chef 50-26096
	098507-02-703	EA	Glass - Oven Door - Outer - Magic Chef 50-27096-1
	098507-02-704	EA	Panel - Oven Door - Ebony - Magic Chef 2401F082-70
	098507-01-700	EA	Panel - Oven Door - Almond - Magic Chef 2401F075-74
	098507-02-700	EA	Filter - Pilot - Magic Chef 735-126
	098507-02-702	EA	Deflector - Vent - Magic Chef 50-27039-1
	098507-02-701	EA	Insert - Burner (Slotted Vent) - Magic Chef 7214P015-G0
	064782-02-701	EA	Shield - Deflector Flue - Black - Magic Chef 50-25039-1
	049045-01-741	EA	Insert - Broiler Pan - Magic Chef 5022119-1 or 2
	064782-02-710	EA	Bracket - Front Glass - Magic Chef 56-62097
	064782-02-712	EA	Grate - Top Burner - Square Holes - Magic Chef 50-25439
	064782-02-714	EA	Fitting - Pipe Nipple - 1/8" - Magic Chef 863-1
	064782-02-708	EA	Valve - Mercury Control - Magic Chef 999-626
	098507-02-707	EA	Top - Main - Almond - 4 Burner - Magic Chef
	064782-02-712	EA	Grate - Top Burner - Square Holes - Magic Chef 50-25439
	064782-02-715	EA	Clip - Grate - Magic Chef 413-00015
	081374-03-000	EA	Range Top - 4 Burner w/o Oven - Magic Chef BT85NA-4 (Option L1351A)
	081374-03-700	EA	Trim - Cab - Rear - Almond - Magic Chef 3608F016-74
	081374-03-701	EA	Trim - Cab - Front - Almond - Magic Chef 3608F015-74
	081374-03-704	EA	Regulator - Pressure - Magic Chef 7510P032-60
	081374-03-703	EA	Trim - Back - Almond - Magic Chef 3608F009-74
	049045-01-703	EA	Valve - Top Burner - Magic Chef 997-584
	064782-02-712	EA	Grate - Top Burner - Square Holes - Magic Chef 50-2543
	064782-02-715	EA	Clip - Grate - Magic Chef - 413-00015
	081374-03-000	EA	Range Top - 4 Burner w/o Oven - Magic Chef BT 85 NA-4
	081374-03-700	EA	Trim - Cab - Rear - Almond - Magic Chef 3608F016-74
	081374-03-701	EA	Trim - Cab - Front - Almond - Magic Chef 3608F015-74
	081374-03-704	EA	Regulator - Pressure - Magic Chef 7510P032-60
	081374-03-703	EA	Trim - Back - Almond - Magic Chef 3608F009-74
	049045-01-703	EA	Valve - Top Burner - Magic Chef 997-584
	064782-02-712	EA	Grate - Top Burner - Square Holes - Magic Chef 50-2543
	064782-02-715	EA	Clip - Grate - Magic Chef 413-00015
	064782-02-711	EA	Top - Main - Almond - 4 Burner Square - Magic Chef 50-27764A
	085280-03-000	EA	Cover - Burner - Range w/Oven - Bi-Fold - Almond - Magic Chef KL22A-1
	085280-04-000	EA	Cover - Burner - Range w/Oven - Bi-Fold - Almond - Magic Chef KL16A-1
	091269-03-000	EA	Oven - Microwave - Magic Chef M16-10PB
	091269-03-701	EA	Plate - Ceramic - 9.5" Dia. - Magic Chef 246-005
	091269-03-702	EA	Clip - Oven Shelf - White - Magic Chef 201-0044
	091269-05-000	EA	Oven - Microwave - Magic Chef M15E-9PB
	063752-01-000	EA	Shroud Asm. - Range
These parts are used with Option L1351A			
NOTE: Items indented below assemblies are serviceable parts for that assembly.			

HEATING & AIR CONDITIONING GROUP

ROOF AIR CONDITIONER (OPTION L29D3A)			
Key	Part Number	U/M	Description
	092440-01-000	EA	Air Conditioner - Roof - 13,500 BTU
	092441-01-000	EA	Ceiling Asm. - A/C - 220 Volt
ROOF AIR CONDITIONING - 13,500 BTU (OPTION L29D1A)			
Key	Part Number	U/M	Description
	093763-01-04A	EA	Air Conditioner - 110 Volt & Roof Mount - 13,500 BTU - TSR
	093763-04-700	EA	Shroud - Roof A/C - w/o Logos
	093306-01-701	EA	Decal Pkg. - Left & Right
	091225-01-709	EA	Start Relay
	091225-01-710	EA	Start Capacitor
	073742-02-704	EA	Run Capacitor (Compressor)
	081606-01-708	EA	Limit Switch
	093763-01-712	EA	Fan Blade - Condenser
	076303-01-712	EA	Motor
	093763-01-702	EA	Overload
	093763-01-703	EA	Impellor - 7" Dia. x 2.8" Wide
	093763-01-704	EA	Capacitor - Fan
	093763-01-707	EA	Evaporator Coil
	093763-01-708	EA	Condenser Coil
	093763-01-709	EA	Compressor
	093764-01-000	EA	Ceiling Asm. - A/C Cool Only - TSR
	042204-01-709	EA	Thermostat In - 64 - Out - 58
	042205-01-702	EA	Thermostat In - 89 - Out - 58
	073742-01-701	EA	Selector Switch (5 Terminal)
	073742-01-703	EA	Decal - "Heat & Cool"
	093763-01-705	EA	Decal - "Heat/Cool" - Thermostat
	091225-01-713	EA	Knob (2 per package)
	081606-01-712	EA	Ceiling Shroud (Ivory)
	073742-01-702	EA	Decal "Cool Only"
	076303-01-707	EA	Filter - 5" x 14 3/4" x 1/2" 12 per Pkg.
	093763-01-710	EA	Single Parts Package
	093763-01-711	EA	Gasket Package
	091225-01-717	EA	Decal - Thermostat - "Cool Only"
REAR AUXILIARY HEATER - W/MOTOR AID (OPTION L6111A)			
Key	Part Number	U/M	Description
	084405-01-000	EA	Heater Asm. - Rear - Ducted - w/Motor Aid - Evans
	084405-01-700	EA	Heater Core
	084405-01-701	EA	Fan Blades
	084405-01-702	EA	Motor Asm. - 12 Volt
	084374-01-000	EA	Bracket - Switch - Heater - Right Hand
	084374-02-000	EA	Bracket - Switch - Heater - Left Hand
	084404-01-000	EA	Switch - Off/Low/Med/High - Black
	084410-01-000	EA	Decal - Rear Auto Heater
	079059-02-000	EA	Hose - 90° - .61" T.D. x 4" x 6"
	058906-04-000	EA	Control Panel - Rear Heater - 5.5" Wide - Beige Plastic
NOTE: Items indented below assemblies are serviceable parts for that assembly.			

1990 ITASCA
TABLE OF CONTENTS

INTRODUCTION	A-01 - A-02
ABBREVIATIONS	A-03
ALPHABETICAL/GROUP REFERENCE	A-04 - A-06
IF424RC	A-07 - D-12
IF426RT	D-13 - G-16
IF427RT	G-17 - K-03

1990 IF426RT INDEX

Floor Plan	D-13 - D-14
Accessories Group	D-15 - D-19
Bath Group	D-20 - D-21
Bedroom Group	D-22 - D-24
Chassis Group	E-01 - E-05
Curtain, Cushion & Pad Group	E-06 - E-14
Dinette Group	E-15 - E-16
Driver's Compartment Group	E-17 - E-18
Electrical Group	E-19 - E-21
Exterior Body Group	E-22 - F-02
Galley Group	F-03 - F-07
Heating & Air Conditioning Group	F-08 - F-09
Interior Finish Group	F-10 - F-12
Labels Group	F-13 - F-18
LP Group	F-19
Lounge Group	F-20
Sealants & Fasteners Group	F-21 - F-23
Water & Sewage Group	F-24 - G-01
Window, Vent & Exterior Door Group	G-02 - G-16

HEATING & AIR CONDITIONING GROUP (CONTINUED)

FURNACES			
Key	Part Number	U/M	Description
	009198-01-000	FT	Duct - Flexible - 4" ID x 25'
	069636-02-000	EA	Connector Duct
	056464-01-000	EA	Register - 4" Dia. - Plastic - w/Damper
	056462-02-000	EA	Register - 4" Dia. - Plastic - w/o Damper
	009200-01-000	EA	Tape - Furnace - 1 1/2"
	023146-01-000	EA	Clamp - Screw Type - 4"
	093365-01-000	EA	Thermostat - Furnace - Suburban (Wall)
	090039-05-000	EA	Furnace - 30,000 BTU - Suburban
	090039-05-700	EA	Thermostat
	090039-05-701	EA	Combustion Chamber Asm.
	090039-05-702	EA	Gasket - Manifold
	090039-05-703	EA	Manifold Pipe Asm.
	090039-05-704	EA	Combustion Chamber Asm.
	090039-05-705	EA	Wheel - Combustion Air
	090039-05-706	EA	Combustion Air Housing Asm.
	090039-05-707	EA	Gasket - Motor
	090039-05-708	EA	Gasket - Crossover Tube Housing
	090039-05-709	EA	Crossover Tube Asm.
	090039-05-710	EA	Gasket - Crossover Tube Chamber
	090039-05-711	EA	Blower Housing Asm. - Room Air

INTERIOR FINISH GROUP

PANELING & COUNTERTOP			
Key	Part Number	U/M	Description
	074497-10-000	SF	Paneling - Regal Oak - 48" x 84" (Cabinets)
	074497-14-000	SF	Paneling - Crossilk - 48" x 84" (Ceiling)
	088272-63-000	SF	Paneling - Decor - Pastel - 48" x 84" (Main Wall) (AD5, AD6)
	088272-62-000	SF	Paneling - Decor - Dove - 48" x 84" (Main Wall) (AD7)
	088272-36-000	SF	Paneling - Decor - Bone - 48" x 84" (Wet Bath)
	088272-72-000	SF	Paneling - Shower - Travertine White - 4' x 7' (28 SF)
	083618-02-000	SF	Plywood - Oak - 1 Side Finished - 3/16" x 4' x 8' (32 SF)
	074498-32-000	SF	Plastic - Laminate - Neutral - 60" x 96" (Countertop) (AA5, AD7)
	074498-31-000	SF	Plastic - Laminate - Gray - 60" x 96" (Countertop) (AD5, AD6)
	093743-01-02A	SF	Plastic - ABS - 11.5" Wide - Off White - Roof
	074498-24-000	SF	Plastic - Laminate - Regal Oak - 60" x 96" (Countertop)
	076325-16-000	FT	Edge Molding - Regal Oak
• These parts were used from 4/9/91 on.			

CABINETRY & TABLE HARDWARE			
Key	Part Number	U/M	Description
	076767-02-000	EA	Cable - 1/16" x 16.5" - SST
	077404-02-000	EA	Drawer - Plastic - 20" x 12.7" - Beige
	077409-02-000	EA	Slide - Plastic Drawers
	009059-01-000	EA	Hinge - 2" - Brass
	064781-05-000	EA	Cup Holder - Two Step - Beige
	024281-07-000	EA	Bracket - Lower Wall Mount
	053200-05-000	EA	Bracket - Upper Wall Mount - 23.5" - Beige
	024275-05-000	EA	Rod - Table Lift
	049493-08-000	EA	Catch - Table Leg - Mounts on Floor
	092593-01-04A	EA	Catch - Leg Mounted - Round - 1.4" Dia. - Beige
	088410-01-000	EA	Hanger - Table
	062046-01-000	EA	Clip - Leg - Pedestal Table - 1.7" x 2.2"
	041194-01-000	EA	Base - Pedestal Table - Flush Mount (Option L63B)
	092707-01-01A	EA	Molding - Wood Table Leg - 27" - Regal Oak
	093550-01-000	EA	Bracket - Hinge - Mounts To Leg & Table Top - 1.7" x 2.6"
	009040-06-000	EA	Leg - Pedestal Table - 27.5" (Option L63B)
	016604-03-000	EA	Brace - Cabinet - "L" Angle - 2.5" - Beige
	084466-02-000	EA	Slide - Drawer - Right Side - Drawer Mounted
	084466-03-000	EA	Slide - Drawer - Left Side - Drawer Mounted
	084466-04-000	EA	Slide - Cabinet - Right Side - 17.9" to 31.1"
	084466-05-000	EA	Slide - Cabinet - Left Side - 17.9" to 31.1"

MISCELLANEOUS			
Key	Part Number	U/M	Description
	053552-02-AA8	EA	Handle Asm. - Assist - Vinyl - Beige
	094499-01-000	EA	Fire Extinguisher - 10 BC - w/Bracket (US)
	072852-01-000	EA	Smoke Detector w/9 Volt Battery
	054185-35-000	EA	Owners Manual - 1990

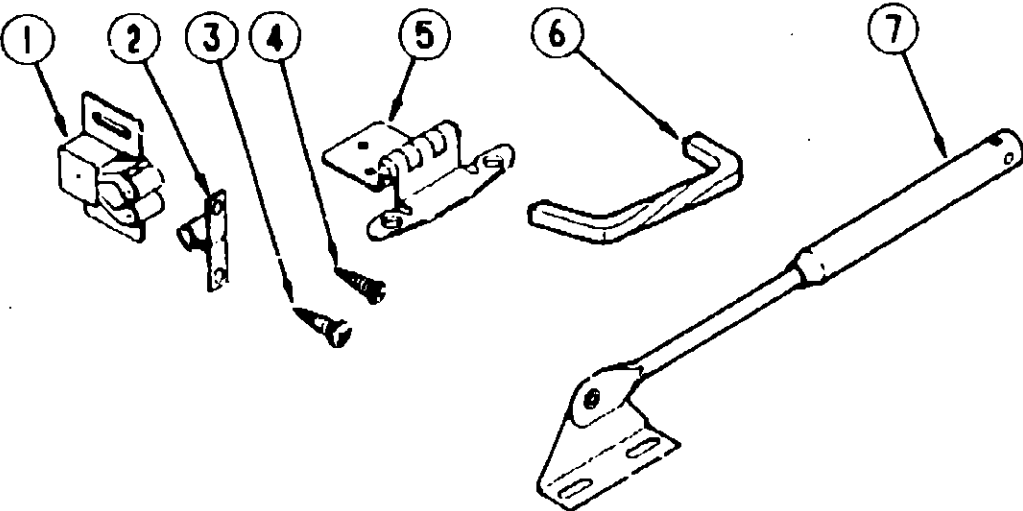
1990 ITASCA
TABLE OF CONTENTS

INTRODUCTION	A-01 - A-02
ABBREVIATIONS	A-03
ALPHABETICAL/GROUP REFERENCE	A-04 - A-06
IF424RC	A-07 - D-12
IF426RT	D-13 - G-16
IF427RT	G-17 - K-03

1990 IF426RT INDEX

Floor Plan	D-13 - D-14
Accessories Group	D-15 - D-19
Bath Group	D-20 - D-21
Bedroom Group	D-22 - D-24
Chassis Group	E-01 - E-05
Curtain, Cushion & Pad Group	E-06 - E-14
Dinette Group	E-15 - E-16
Driver's Compartment Group	E-17 - E-18
Electrical Group	E-19 - E-21
Exterior Body Group	E-22 - F-02
Galley Group	F-03 - F-07
Heating & Air Conditioning Group	F-08 - F-09
Interior Finish Group	F-10 - F-12
Labels Group	F-13 - F-18
LP Group	F-19
Lounge Group	F-20
Sealants & Fasteners Group	F-21 - F-23
Water & Sewage Group	F-24 - G-01
Window, Vent & Exterior Door Group	G-02 - G-16

INTERIOR FINISH GROUP (CONTINUED)



CABINET DOOR HARDWARE

Key	Part Number	U/M	Description
1	093586-03-000	EA	Catch - Spring Roller
2	093586-04-000	EA	Strike - Steel Spring
3	000G68-06-10G	EA	Screw - 6-18 x 5/8 PFH - Antique Brass
4	000G13-06-10G	EA	Screw - 6-20 x 5/8 PFH - Antique Brass
5	059777-02-000	EA	Hinge - Cabinet Door - Burnished Brass
6	088264-01-000	EA	Pull - Cabinet - Polished Brass
7	074493-02-000	EA	Support - Piston Spring - Overhead Door

FABRIC & FLOOR COVERING

Key	Part Number	U/M	Description
	096008-28-000	YD	Fabric - Upholstery - Plain Velour (AD5)
	096008-30-000	YD	Fabric - Upholstery - Plain Velour (AD6)
	093008-37-000	YD	Fabric - Upholstery - Dotted Velour (AD5)
	096008-23-000	YD	Fabric - Upholstery - Dotted Velour (AD6)
	096008-35-000	YD	Fabric - Upholstery - Woven Velour (AD7)
	096008-18-000	YD	Fabric - Upholstery - Patterned Velour (AD5)
	096008-19-000	YD	Fabric - Upholstery - Patterned Velour (AD6)
	096008-20-000	YD	Fabric - Upholstery - Patterned Weave (AD7)
	088273-41-000	YD	Fabric - Bedspread/Curtain - Patterned (AD5, AD6)
	088273-40-000	YD	Fabric - Bedspread/Curtain - Patterned (AD7)
	072333-70-000	YD	Fabric - Curtain - Plain (AD5)
	072333-71-000	YD	Fabric - Curtain - Plain (AD6)
	072333-72-000	YD	Fabric - Curtain - Plain (AD7)
	081926-01-000	YD	Backing - Quilting - White
	087272-01-000	YD	Lining - Drapery - 48" Ivory
	079680-01-000	YD	Vinyl - Expanded - Buckskin (End Caps)
	079680-09-000	YD	Vinyl - Off White
	047034-02-000	SF	Plastic - Carpet Runner - 4' Wide - Clear Poly
	096060-11-000	SY	Carpet - Amethyst (AD5)
	096060-03-000	SY	Carpet - Eclipse Grey (AD6)
	096060-12-000	SY	Carpet - Tumbleweed (AD7)

INTERIOR FINISH GROUP (CONTINUED)

INTERIOR MOLDINGS & TRIMS

Key	Part Number	U/M	Description
	069733-70-000	EA	Batt Strip - Regal Oak - 8' (Woodgrain)
	088263-30-000	EA	Batt Strip - Crossilk - Spatter (Ceiling)
	088263-42-000	EA	Batt Strip - Pastel - 8' (Main Wall) (AD5, AD6)
	088263-33-000	EA	Batt Strip - Dove - 8' (Main Wall) (AD7)
	065284-26-000	FT	Batt Strip - Pastel - Adhesive Tape (AD5, AD6)
	085284-27-000	FT	Batt Strip - Dove - Adhesive Tape (AD7)
	086229-01-000	EA	Retainer - Batten - Ceiling - .75" Wide - 7.6'
	086229-04-000	EA	Batten - 1" - Ceiling Molding - Ivory
	065740-01-000	EA	Brace - Cabinet Corner - Plastic
	082111-01-000	EA	Cover - Roof Break - 2.28" Wide - Champagne
	009809-17-000	EA	Molding - Corner - Outside - 1" Plastic - Light Oak
	085746-01-000	FT	J-Trim - Carpet - 1.2" x .5" Angle - 10' Long - Beige
	009812-17-000	EA	F-Molding - .5" - Regal Oak
	009815-09-000	FT	T-Molding - .75" - Modern Ivory
	083620-01-000	FT	T-Molding - w/Edge Lips - .75" - Brown
	083620-04-000	FT	T-Molding - w/Edge Lips - .75" - Light Oak
	076325-16-000	FT	Molding - Edge Band - 1 5/16" Wide - Regal Oak
	086279-02-000	FT	Trim - Insert - .9" - Plastic - Off White
	022992-08-000	FT	Molding - Reverse Cove - T-Shaped - Vinyl - Off White
	042357-11-000	EA	Molding - Corner - Radius - 1.5" x 7" - Plastic - Lt. Oak
	081294-02-000	EA	Molding - Shelf - Knotted Wood - 8' Long
	078323-05-W24	EA	Molding - Wall Cap - 77.17"
	078323-06-X14	EA	Molding - Wall Cap - Lips Both Sides - 6.5' Long
	077840-01-000	EA	Molding - Wall Cap - 1.4" x 8' - L-Shaped Wood
	081521-02-007	EA	Mount - Metal - For Radius Corner Molding - 12.5'
	080176-02-000	EA	Corner Cap - Radius Corner Molding - Lt. Oak
	070504-01-000	FT	U-Channel - .65 - Light Brown
	009778-07-000	FT	U-Channel - 1" - Regal Oak
	009767-10-000	FT	Welling - Mahogany
	009767-12-000	FT	Welling - Off White
	093873-01-02A	EA	Trim - Carpet - L-Angle - 1.1" x 1.3" x 12' - Vinyl - Tan
	100659-01-AB1	EA	Trim - Floor - 72" x 1" x 1/2" - Wood
	078539-01-000	EA	Trim - Cab Carpet - Passenger Side - 29" Long
	078539-02-000	EA	Trim - Cab Carpet - Driver Side - 29" Long
	047034-02-000	SF	Plastic - Carpet - 4' Wide - Clear
	086279-02-000	FT	Trim Insert - .9" Plastic - Off White

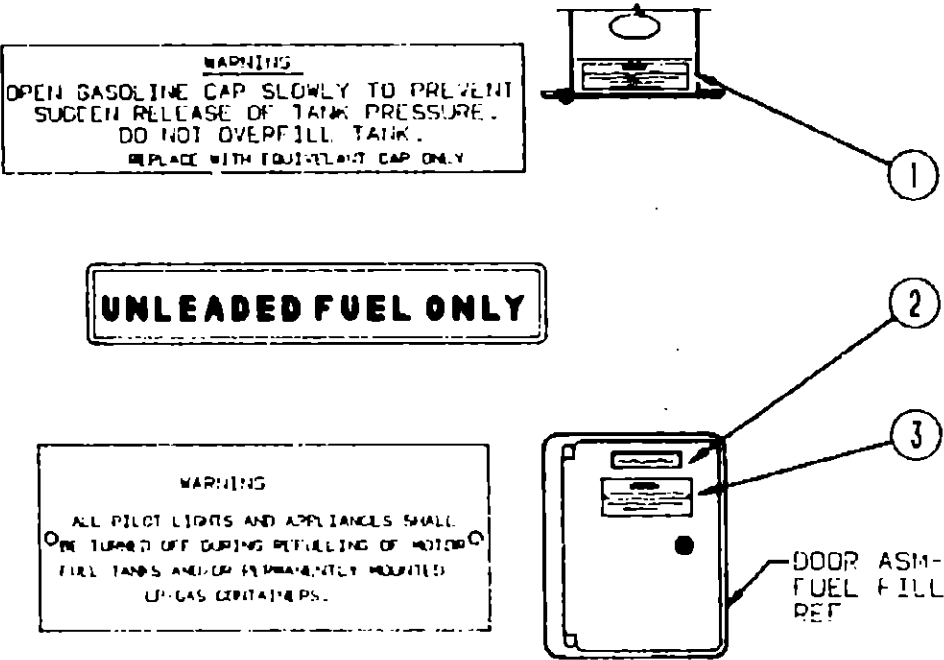
1990 ITASCA
TABLE OF CONTENTS

INTRODUCTION	A-01 - A-02
ABBREVIATIONS	A-03
ALPHABETICAL/GROUP REFERENCE	A-04 - A-06
IF424RC	A-07 - D-12
IF426RT	D-13 - G-16
IF427RT	G-17 - K-03

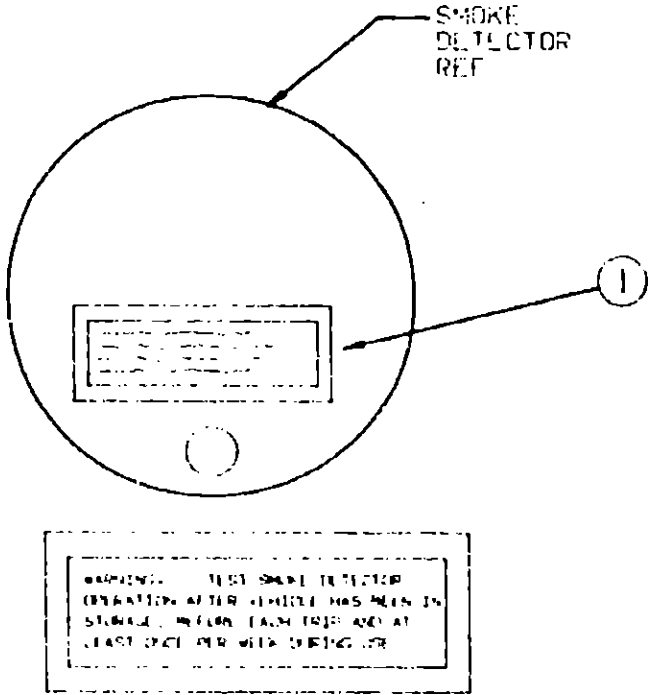
1990 IF426RT INDEX

Floor Plan	D-13 - D-14
Accessories Group	D-15 - D-19
Bath Group	D-20 - D-21
Bedroom Group	D-22 - D-24
Chassis Group	E-01 - E-05
Curtain, Cushion & Pad Group	E-06 - E-14
Dinette Group	E-15 - E-16
Driver's Compartment Group	E-17 - E-18
Electrical Group	E-19 - E-21
Exterior Body Group	E-22 - F-02
Galley Group	F-03 - F-07
Heating & Air Conditioning Group	F-08 - F-09
Interior Finish Group	F-10 - F-12
Labels Group	F-13 - F-18
LP Group	F-19
Lounge Group	F-20
Sealants & Fasteners Group	F-21 - F-23
Water & Sewage Group	F-24 - G-01
Window, Vent & Exterior Door Group	G-02 - G-16

LABELS GROUP

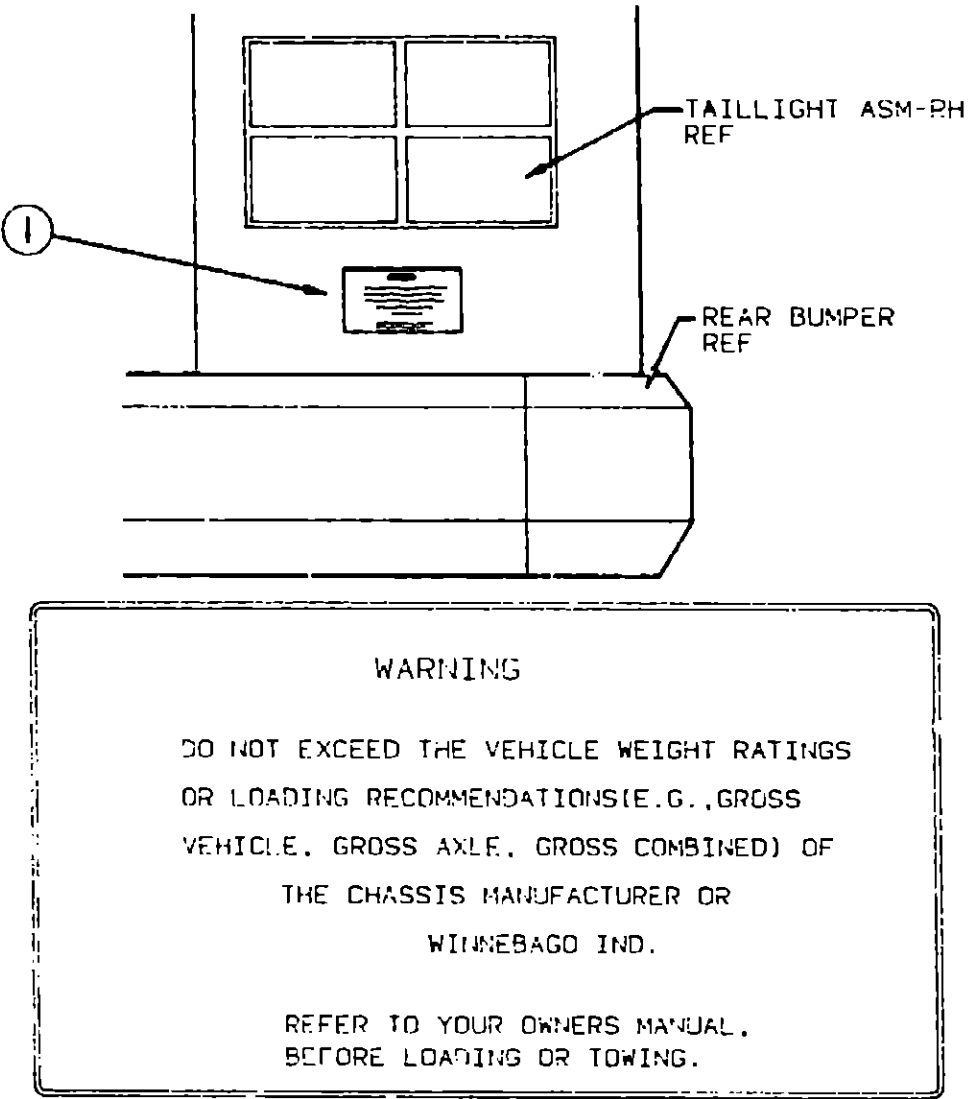


Key	Part Number	U/M	Description
1	087207-05-000	EA	Label - Fuel Cap Removal
2	062043-01-000	EA	Label - Unleaded Fuel
3	006040-01-000	EA	Tag - Gas Refueling Warning (US)

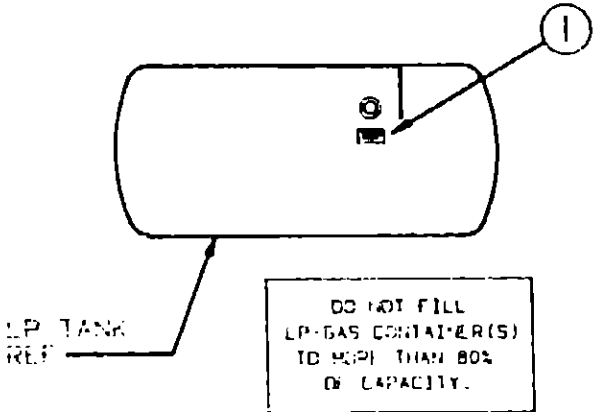


Key	Part Number	U/M	Description
1	077956-01-000	EA	Label - Warning - Smoke Detector

LABELS GROUP (CONTINUED)



Key	Part Number	U/M	Description
1	075220-01-000	EA	Label - Warning - Exterior Load



Key	Part Number	U/M	Description
1	079965-01-000	EA	Label - LPG - 80% Capacity

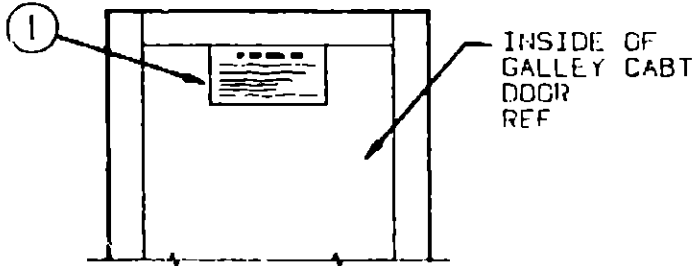
1990 ITASCA
TABLE OF CONTENTS

INTRODUCTION	A-01 - A-02
ABBREVIATIONS	A-03
ALPHABETICAL/GROUP REFERENCE	A-04 - A-06
IF424RC	A-07 - D-12
IF426RT	D-13 - G-16
IF427RT	G-17 - K-03

1990 IF426RT INDEX

Floor Plan	D-13 - D-14
Accessories Group	D-15 - D-19
Bath Group	D-20 - D-21
Bedroom Group	D-22 - D-24
Chassis Group	E-01 - E-05
Curtain, Cushion & Pad Group	E-06 - E-14
Dinette Group	E-15 - E-16
Driver's Compartment Group	E-17 - E-18
Electrical Group	E-19 - E-21
Exterior Body Group	E-22 - F-02
Galley Group	F-03 - F-07
Heating & Air Conditioning Group	F-08 - F-09
Interior Finish Group	F-10 - F-12
Labels Group	F-13 - F-18
LP Group	F-19
Lounge Group	F-20
Sealants & Fasteners Group	F-21 - F-23
Water & Sewage Group	F-24 - G-01
Window, Vent & Exterior Door Group	G-02 - G-16

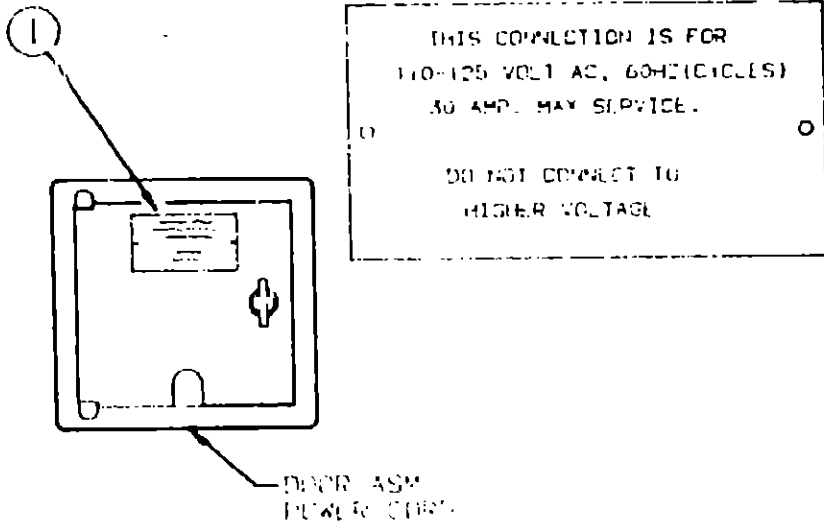
LABELS GROUP (CONTINUED)



IF YOU SMELL GAS

1. EXTINGUISH ANY OPEN FLAME, PILOT LIGHTS AND ALL SMOKING MATERIALS.
2. SHUT OFF THE GAS SUPPLY AT THE TANK VALVE OR GAS SUPPLY CONNECTION.
3. OPEN DOORS AND OTHER VENTILATING OPENINGS.
4. DO NOT TOUCH ELECTRICAL SWITCHES.
5. LEAVE THE AREA UNTIL ODOR CLEARS.
6. HAVE THE GAS SYSTEM CHECKED AND LEAKAGE SOURCE CORRECTED BEFORE USING AGAIN.

Key	Part Number	U/M	Description
1	073998-01-000	EA	Label - LPG - Odor Warning

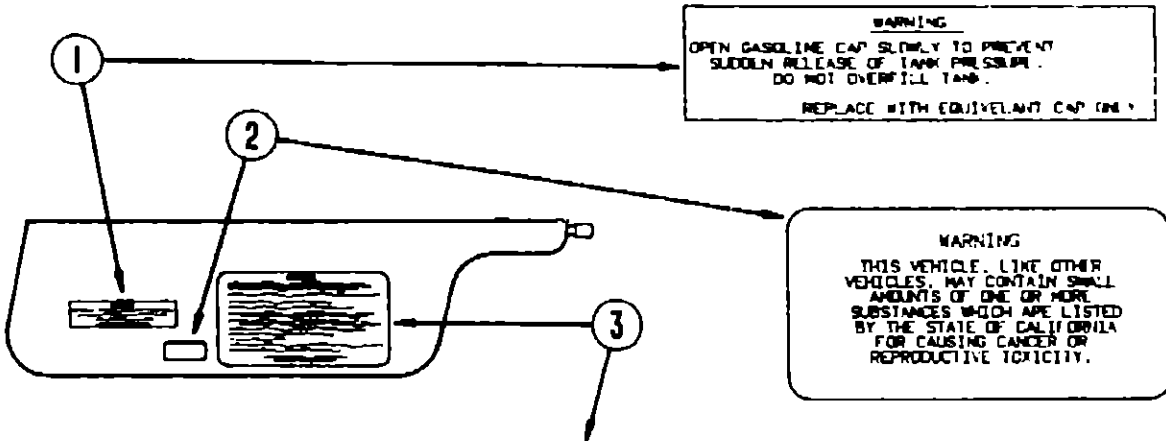


Key	Part Number	U/M	Description
1	006062-01-000	EA	Tag - Electrical - 110 Volt Connection

MISCELLANEOUS LABELS

Key	Part Number	U/M	Description
	091243-01-000	EA	Label - A/C Cover
	006019-01-000	EA	Tag - RVI Approved - Plastic
	006040-01-000	EA	Tag - Gas Refueling Warning (US)
	054531-01-000	EA	Label - LP Gas Only
	047731-01-000	EA	Label - Emergency Exit
	006199-01-000	EA	Label - Exit - Escape Window

LABELS GROUP (CONTINUED)



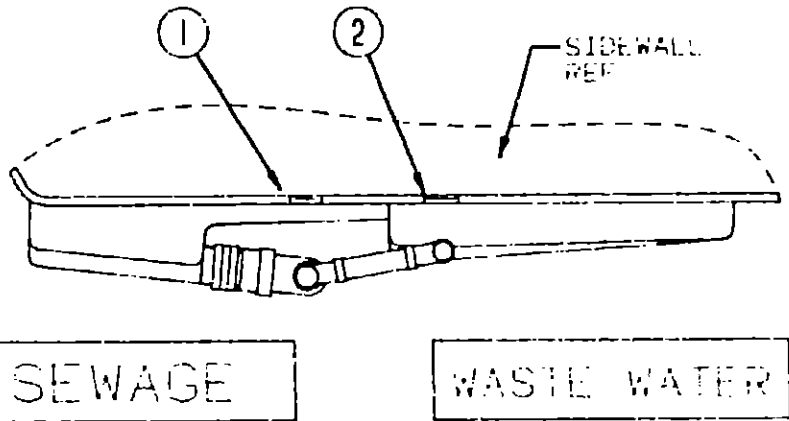
CAUTION

THIS MOTOR HOME HAS BEEN DESIGNED, MANUFACTURED AND TESTED WITH CONCERN FOR THE PROTECTION OF ITS OCCUPANTS. WE RECOMMEND YOU PERFORM THE FOLLOWING INSPECTIONS FOR YOUR SAFETY AND THE SAFETY OF YOUR PASSENGERS BEFORE STARTING YOUR VEHICLE.

1. LP GAS SYSTEM- TURN OFF AT TANK FOR TRAVELING. TEST FOR LEAKS UPON ARRIVAL AT DESTINATION. BEFORE LIGHTING PILOTS.
2. WHEELS- INSPECT FOR DAMAGE AND CHECK LUG NUTS FOR TIGHTNESS.
3. TIRES- INSPECT FOR WEAR AND DAMAGE AND CHECK FOR RECOMMENDED AIR PRESSURE.
4. LIGHTING- TEST FOR PROPER OPERATION OF ALL INTERIOR AND EXTERIOR LIGHTS INCLUDING DASH LIGHTS, HEADLIGHTS, TAIL LIGHTS, BRAKE LIGHTS, CLEARANCE LIGHTS AND TURN SIGNALS.
5. EXITS- INSPECT RELEASE MECHANISM ON EMERGENCY EXIT WINDOW. TEST BOTH LOCKS ON MAIN ENTRANCE DOOR FOR EASE OF OPERATION AND INSTRUCT PASSENGERS HOW TO USE BOTH MEANS OF EXIT.
6. SEAT BELTS- DIRECT PASSENGERS TO DESIGNATED SEATS AND REQUIRE USE OF SEAT BELTS.
7. APPLIANCES- TURN OFF AND LATCH OR LOCK DOORS WHERE PROVIDED.
8. LOOSE PARCELS- STORE SECURELY.
9. UTILITY SUPPLY LINES- DISCONNECT ALL ELECTRIC, SEWER AND WATER LINES AND SECURE PROPERLY.
10. ENTRANCE DOOR STEP- PLACE IN RETRACTED POSITION FOR TRAVELING.

READ YOUR MOTOR HOME AND CHASSIS OWNER'S MANUAL FOR FURTHER PRECAUTIONS.

Key	Part Number	U/M	Description
1	087207-05-000	EA	Label - Fuel Cap Removal
2	099689-01-000	EA	Label - Warning - Cancer/Toxicity
3	056259-01-000	EA	Label - Safety Check List



Key	Part Number	U/M	Description
1	006187-01-000	EA	Label - Sewage
2	006188-01-000	EA	Label - Waste Water

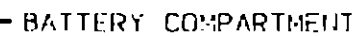
1990 ITASCA
TABLE OF CONTENTS

INTRODUCTION	A-01 - A-02
ABBREVIATIONS	A-03
ALPHABETICAL/GROUP REFERENCE	A-04 - A-06
IF424RC	A-07 - D-12
IF426RT	D-13 - G-16
IF427RT	G-17 - K-03

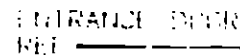
1990 IF426RT INDEX

Floor Plan	D-13 - D-14
Accessories Group	D-15 - D-19
Bath Group	D-20 - D-21
Bedroom Group	D-22 - D-24
Chassis Group	E-01 - E-05
Curtain, Cushion & Pad Group	E-06 - E-14
Dinette Group	E-15 - E-16
Driver's Compartment Group	E-17 - E-18
Electrical Group	E-19 - E-21
Exterior Body Group	E-22 - F-02
Galley Group	F-03 - F-07
Heating & Air Conditioning Group	F-08 - F-09
Interior Finish Group	F-10 - F-12
Labels Group	F-13 - F-16
LP Group	F-19
Lounge Group	F-20
Sealants & Fasteners Group	F-21 - F-23
Water & Sewage Group	F-24 - G-01
Window, Vent & Exterior Door Group	G-02 - G-16


WARNING DISCONNECT BATTERIES BEFORE
CONNECTING EXTERNAL CHARGING EQUIPMENT.



U/M	Description
EA	Label - Caution - Battery Charging



U/M	Description
EA	Label - Open - Entrance Door



Q/A	Description
EA	Label - 1

WARNING


IT IS NOT SAFE TO USE COOKING APPLIANCES FOR COMFORT HEATING.

COOKING APPLIANCES NEED FRESH AIR FOR SAFE OPERATION BEFORE OPERATION.

1. OPEN OVERHEAD VENT OR TURN ON EXHAUST FAN AND;
2. OPEN WINDOW.



U/M	Description
EA	Label - Warning - Stove Vent

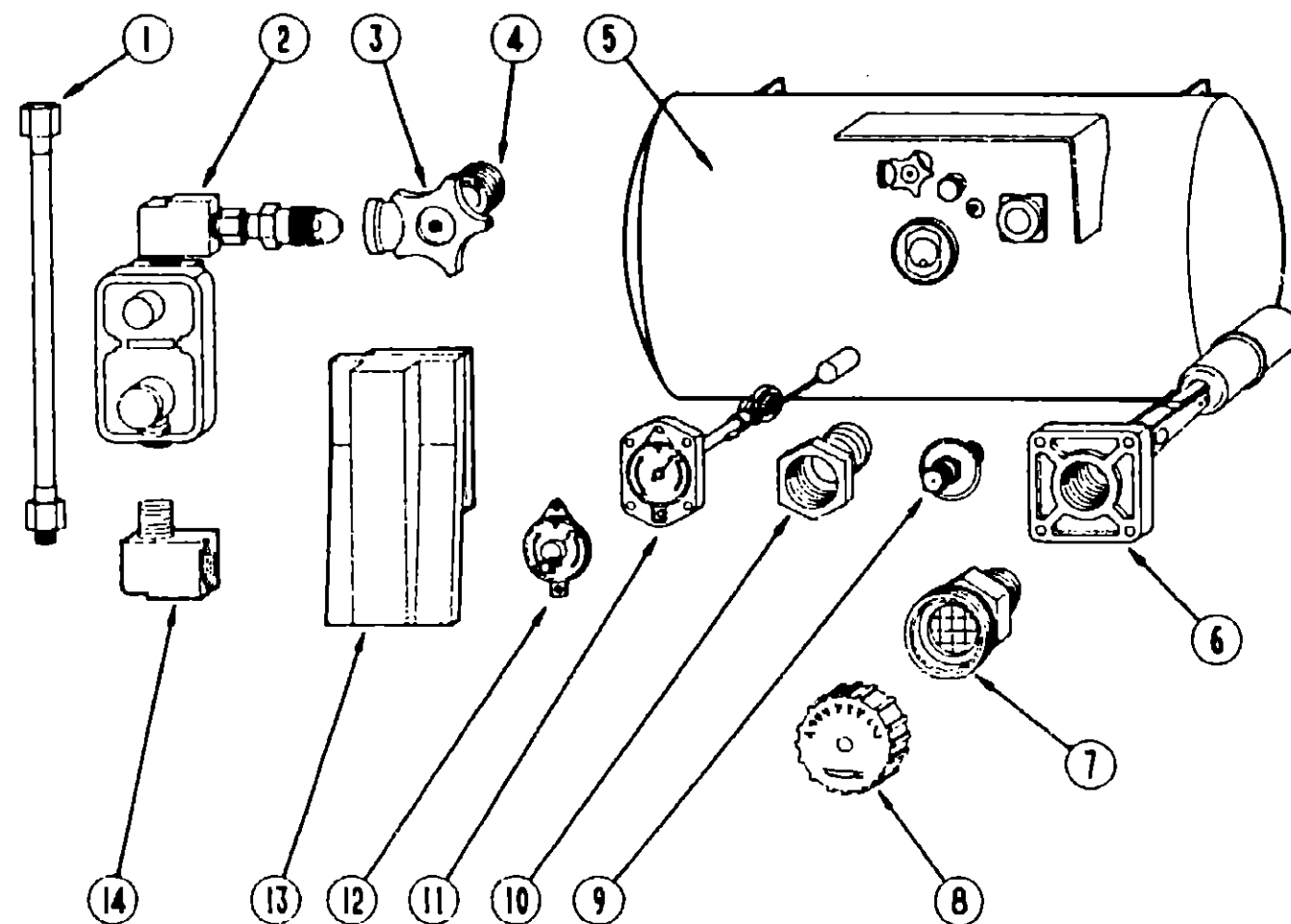


JIM PASEK and
 EA TUBBS, Graduate Prep

INTRODUCTION	A-01 - A-02
ABBREVIATIONS	A-03
ALPHABETICAL/GROUP REFERENCE	A-04 - A-06
IF424RC	A-07 - D-12
IF426RT	D-13 - G-16
IF427RT	G-17 - K-03

Floor Plan	D-13 - D-14
Accessories Group	D-15 - D-19
Bath Group	D-20 - D-21
Bedroom Group	D-22 - D-24
Chassis Group	E-01 - E-05
Curtain, Cushion & Pad Group	E-06 - E-14
Dinette Group	E-15 - E-16
Driver's Compartment Group	E-17 - E-18
Electrical Group	E-19 - E-21
Exterior Body Group	E-22 - F-02
Galley Group	F-03 - F-07
Heating & Air Conditioning Group	F-08 - F-09
Interior Finish Group	F-10 - F-12
Labels Group	F-13 - F-18
LP Group	F-19
Lounge Group	F-20
Sealants & Fasteners Group	F-21 - F-23
Water & Sewage Group	F-24 - G-01
Window, Vent & Exterior Door Group	G-02 - G-16

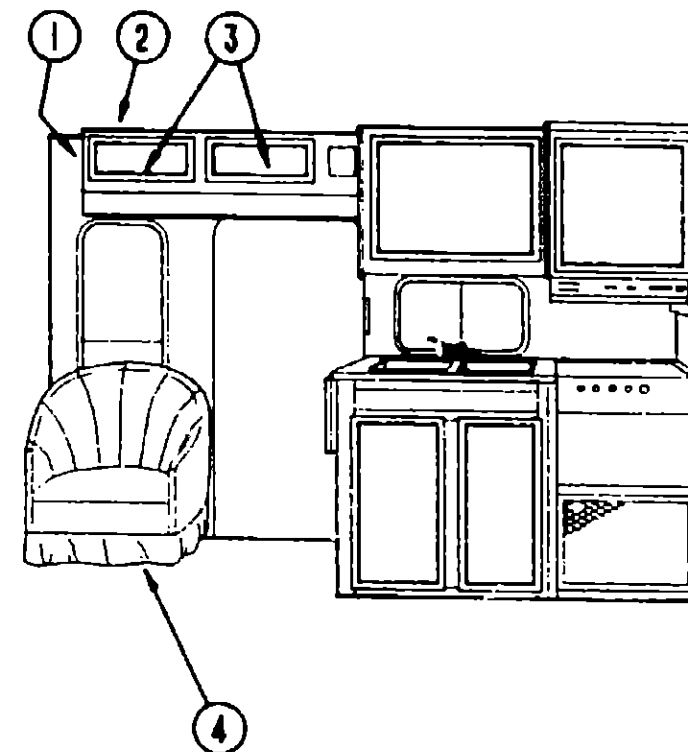
LP GROUP



LP TANK & PARTS

Key	Part Number	U/M	Description
1	045703-01-000	EA	Hose - LP - 3/8" ID x 24" - 3/8 MPT x 1/2 F Swivel (US)
1	045703-02-000	EA	Hose - LP - 3/8" ID x 24" - 3/8 MPT x 1/2 F Swivel (CSA)
2	076301-01-000	EA	Regulator - LPG - Two Stage
3	040421-01-708	EA	Handwheel - w/Service Valve
4	040421-01-712	EA	Service Valve w/o Vapor Relief
5	097821-01-000	EA	LP Tank - 60# - 14" x 30" - Brunner
6	040421-01-711	EA	Valve - 80% w/Float Plate, Bolts & Gasket
7	040421-01-701	EA	Valve - Short LP Filler w/Yellow Cap
8	040421-01-702	EA	Cap - LP Filler Valve - Plastic - Yellow
9	040421-01-700	EA	Valve - Liquid Level - 20% LP
10	040421-01-713	EA	Valve - Vapor Only
11	040421-01-707	EA	Gauge - Float w/Visible Dial
12	040440-02-000	EA	Transmitter - Dial - 0-90 OHM
13	081938-01-000	EA	Cover - LP Regulator
14	065318-02-000	EA	Elbow - 90° - 3/8" MPT to 3/8" FPT
	095624-01-000	EA	Elbow - 90° - 1/4" FPT x 1/4" FPT - Brass
	065742-01-000	EA	Tee - 3/8 F x 3/8 F x 25 FPT - Brass
	084884-01-000	EA	Plug - Brass - 3/8"
	065741-01-000	EA	Gauge - Diaphragm Pressure
	016188-01-000	EA	Grommet - Gas Line - .38 x 2.00 LG
	008042-01-000	EA	Tubing - Vinyl - .65" ID
	010323-01-000	EA	Adapler - Brass - 3/8 F x 1/2 MPT
	010377-01-000	EA	Nut - Brass - 3/8 F
	010377-02-000	EA	Nut - Brass - 3/8 Female - Forged
	010380-02-000	EA	Nut - Brass - 1/2" Female - Forged
	010265-01-000	EA	Elbow - Brass - 90° - 3/8" F x 1/2" FPT

LOUNGE GROUP



FRONT LOUNGE CABINETRY

Key	Part Number	U/M	Description
1	081280-22-W24	EA	Pad Asm. - End Cap - Entrance Overhead - Vinyl
2	M89603-02-AD5	EA	Cabinet - Entrance Overhead - w/o Doors or Hardware
3	M88304-99-X08	EA	Door Asm. - Entrance Overhead - 10" x 19" - w/o Hardware
4	NOTE	EA	Swivel Chair

NOTE: See Curtain, Cushion & Pad Group for further breakdown of this item.

1990 ITASCA TABLE OF CONTENTS

INTRODUCTION	A-01 - A-02
ABBREVIATIONS	A-03
ALPHABETICAL/GROUP REFERENCE	A-04 - A-06
IF424RC	A-07 - D-12
IF426RT	D-13 - G-16
IF427RT	G-17 - K-03

1990 IF426RT INDEX

Floor Plan	D-13 - D-14
Accessories Group	D-15 - D-19
Bath Group	D-20 - D-21
Bedroom Group	D-22 - D-24
Chassis Group	E-01 - E-05
Curtain, Cushion & Pad Group	E-06 - E-14
DINETTE Group	E-15 - E-16
Driver's Compartment Group	E-17 - E-18
Electrical Group	E-19 - E-21
Exterior Body Group	E-22 - F-02
Galley Group	F-03 - F-07
Heating & Air Conditioning Group	F-08 - F-09
Interior Finish Group	F-10 - F-12
Labels Group	F-13 - F-18
LP Group	F-19
Lounge Group	F-20
Sealants & Fasteners Group	F-21 - F-23
Water & Sewage Group	F-24 - G-01
Window, Vent & Exterior Door Group	G-02 - G-16

SEALANTS & FASTENERS GROUP

SCREWS & FASTENERS

Key	Part Number	U/M	Description
	000C12-05-16B	EA	Bolt - Hex - 5/16 - 18 x 1 - Zn 5
	000C12-10-24B	EA	Bolt - Hex - 5/8 - 11 x 1 1/2 - Zn 5
	000C13-07-48B	EA	Bolt - Hex - 7/16 - 20 x 3 - Zn 5
	000C18-06-48B	EA	Bolt - Elevator - 3/8 - 16 x 3 - Zn - Grade 5
	000C26-04-10B	EA	Bolt - Hex - Ser Flange - 1/4 - 20 x 5/8
	000C26-05-20B	EA	Bolt - Hex - Ser Flg 5/16 - 18 x 1 1/4" - Zinc
	000D24-10-00B	EA	Nut - Hex - Locking - 10-32 - Zn
	000D39-04-00B	EA	Nut - Hex - Ser Flange - Locking - 1/4 - 20 Zn
	000D39-05-00B	EA	Nut - Hex - Ser Flg Lk - 5/16 - 18 - Zn
	000D39-06-00B	EA	Nut - Hex - Ser Flg Lk - 3/8 - 16 - Zn
	000D39-08-00B	EA	Nut - Hex - Ser Flg Lk - 1/2 - 13 - Zn
	000D44-07-00B	EA	Nut - Hex - Ser Flg Lk - 7/16 - 20 - Zn
	000E13-11-00B	EA	Washer - Flat - 3/16" Wide - Zn
	000E13-14-00B	EA	Washer - Flat - 1/4" Wide - Zn
	000E13-20-00B	EA	Washer - Flat - 7/16" Wide - Zn
	000E14-10-00B	EA	Washer - Locking - No 10 Ext. Tooth - Zn
	000G11-06-10B	EA	Screw - 6 - 20 x 5/8 PPH - Zn
	000G11-06-10J	EA	Screw - 6 - 20 x 5/8 PPH - Brass
	000G11-07-08B	EA	Screw - 7 - x 1/2 PPH - Zn
	000G11-08-06B	EA	Screw - 8 - 18 x 3/8 PPH - Zn
	000G11-08-08B	EA	Screw - 8 - 18 x 1/2 PPH - Zn
	000G11-08-12B	EA	Screw - 8 - 18 x 3/4 PPH - Zn
	000G11-08-12D	EA	Screw - 8 - 18 x 3/4 PPH - Black
	000G11-08-12E	EA	Screw - 8 - 18 x 3/4" PPH - Chrome
	000G11-08-12P	EA	Screw - 8 - 18 x .75 - Dark Brown
	000G11-08-12R	EA	Screw - 8 - 18 x .75 PPH - Beige
	000G11-08-12S	EA	Screw - 8 - 18 x .75 PPH - Off White
	000G11-08-16S	EA	Screw - 8 - 18 x 1.00 PPH - Off White
	000G11-10-12D	EA	Screw - 10 - 16 x 3/4 PPH - Black
	000G11-10-12S	EA	Screw - 10 - 16 x 3/4 PPH - Off White
	000G11-0-24P	EA	Screw - 10 - 16 x 1 1/2 PPH - Dark Brown
	000G12-06-08T	EA	Screw - 6 - 20 x 1/2 POH - Beige
	000G12-08-12R	EA	Screw - 8 - 18 x 3/4 POH - Beige
	000G12-08-12S	EA	Screw - 8 - 18 x 3/4 POH - Off White
	000G12-08-16S	EA	Screw - 8 - 18 x 1" POH - Off White
	000G13-06-08B	EA	Screw - 6 - 20 x 1/2 PFH - Zn
	000G13-06-10G	EA	Screw - 6 - 20 x 5/8 PFH - Antique Brass
	000G13-07-12B	EA	Screw - 7 - 19 x 3/4 PFH - Zn
	000G13-08-16B	EA	Screw - 8 - 18 x 1 PFH - Zn
	000G18-08-12B	EA	Screw - Machine - 8 - 32 x 3/4" PPH - Zn
	000G18-08-16B	EA	Screw - Machine - 8 - 32 x 1 PPH - Zn
	000G18-08-22B	EA	Screw - Machine - 8 - 32 x 1 3/8 PPH - Zn
	000G37-10-06B	EA	Screw - 10 - 32 x 3/8 PPH - Zn
	000G39-06-10T	EA	Screw - SF/DR - 6 - 20 x 5/8 PPH - Black
	000G39-06-16T	EA	Screw - SF/DR - 6 - 20 x 1 PPH - Black
	000G39-08-06B	EA	Screw - SF/DR - 8 - 18 x 3/8 PPH - Zn
	000G39-08-08B	EA	Screw - SF/DR 8 - 18 x 1/2 PPH - Zn
	000G39-08-08S	EA	Screw - SF/DR 8 - 18 x 1/2 PPH - Off White
	000G39-08-08R	EA	Screw - SF/DR 8 - 18 x 1/2 PPH - Beige
	000G39-08-12S	EA	Screw - SF/DR 8 - 18 x 3/4 PPH - Zn
	000G39-08-12R	EA	Screw - SF/DR 8 - 18 x 3/4 PPH - Beige
	000G39-08-16S	EA	Screw - SF/DR 8 - 18 x 1.00 PPH - Off White
	000G39-08-24B	EA	Screw - SF/DR 8 - 18 x 1 1/2 PPH - Zn
	000G39-08-24S	EA	Screw - SF/DR 8 - 18 x 1.50 PPH - Off White
	000G39-08-32B	EA	Screw - SF/DR 8 - 18 x 2 - PPH - Zn
	000G39-10-10S	EA	Screw - SF/DR 10 - 16 x .62" PPH - Off White
	000G39-10-12D	EA	Screw - SF/DR 10 - 16 x 3/4 PPH - Black
	000G39-10-12R	EA	Screw - SF/DR 10 - 16 x 3/4 - Beige
	000G39-10-20B	EA	Screw - SF/DR 10 - 16 x 1 1/4 PPH - Zn
	000G39-12-12E	EA	Screw - SF/DR 12 - 14 x 3/4 PPH - Chrome
	000G42-04-16B	EA	Screw - SF/DR 1/4 - 14 x 1 HWH - Zn

SEALANTS & FASTENERS GROUP (CONTINUED)

SCREWS & FASTENERS (CONTINUED)

Key	Part Number	U/M	Description
	000G53-04-06B	EA	Screw - Machine - 1/4 - 20 x 3/8 PPH - Zn
	000G54-04-20B	EA	Screw - 1/4 - 20 x 1 1/4 PTH Typ 23 - Zn
	000G56-12-48B	EA	Screw - Wood - 12 - 11 x 3 - POH
	000G60-10-28T	EA	Screw - SF/DR 10 - 16 x 1.75 - Black
	000G67-10-08B	EA	Screw - 10 - 12 x 1/2 PPH - Zn
	000G67-10-08R	EA	Screw - 10 - 12 x 1/2 PPH - Beige - Type A
	000G67-10-10D	EA	Screw - 10 - 12 x 5/8 PPH - Black
	000G67-10-10B	EA	Screw - 10 - 12 x 5/8 PPH - Zn - Type A
	000G67-10-10R	EA	Screw - 10 - 12 x 5/8 PPH - Beige - Type A
	000G67-10-10S	EA	Screw - 10 - 12 x 5/8 PPH - Off White
	000G67-10-12B	EA	Screw - 10 - 12 x 3/4 PPH - Zn
	000G67-10-12P	EA	Screw - 10 - 12 x .75 PPH - Dark Brown
	000G67-10-12R	EA	Screw - 10 - 12 x 3/4 PPH - Beige
	000G67-10-12D	EA	Screw - 10 - 12 x .75 PPH - Tan
	000G68-10-36T	EA	Screw - 10 - 12 x 2.25" POH - Black
	000G67-10-16B	EA	Screw - 10 - 12 x 1 PPH - Zn
	000G67-10-16P	EA	Screw - 10 - 12 x 1 PPH - Dark Brown
	000G67-10-20D	EA	Screw - 10 - 12 x 1.25" PPH - Black
	000G67-10-24B	EA	Screw - 10 - 12 x 1 1/2 PPH - Zn
	000G67-10-32B	EA	Screw - 10 - 12 x 2 PPH - Zn
	000G67-10-36T	EA	Screw - 10 - 12 x 2.25 PPH - Black
	000G68-06-10G	EA	Screw - 6 - 18 x 5/8 POH - Antique Brass
	000H16-04-06R	EA	Rivet - Pop - AL 1/8 x .313 - .375
	005081-01-000	EA	Nut - Speed - C Type - No. 8 Screw
	062401-01-000	EA	Clamp - Hose - Wormgear - .81" x 1.75"
	062401-02-000	EA	Clamp - Hose - Wormgear - 1.56" - 2.5"
	062401-04-000	EA	Clamp - Hose - Wormgear - .69" x 1.25"
	062401-06-000	EA	Clamp - Hose - Wormgear - .22" x .62"
	007161-01-000	EA	Clamp - Hose - Spring Type - 1/2"
	008343-01-000	EA	Tie - Wire - 6"
	008386-01-000	EA	Grommet - Snap - 3/8
	008401-01-000	EA	Strap - Conduit - 3/4" - 1 Hole - Galvanized Steel
	010495-01-000	EA	Clamp - Cable - 9/16"
	010497-01-000	EA	Clamp - Closed - 5/8" ID
	010497-03-000	EA	Clamp - Closed - 1 ID - Cushioned
	010499-01-000	EA	Clamp - Closed - 3/8" ID
	016604-01-000	EA	Brace - Cabinet - Angled Metal - 2.5"
	083609-01-000	EA	Clamp - Wire Dual - Equal 5/8" Dia.
	084884-01-000	EA	Plug - Brass - 3/8"
	087721-01-000	EA	Screw - Flat Head - Tapping - 1/4 x 1 1/4 LG - Zn
	089371-01-000	EA	Screw - Machine - 8 - 32 x 3 5/16 - Zn
	075148-02-000	EA	Clamp - Grounding - Bronze Screws
	075908-01-000	EA	Screw - Machine - 10 - 32 x .56 PTH - Zn
	049465-04-000	EA	Screw - 10 - 16 x 1 PPH w/Washer - Beige
	076790-01-000	EA	Screw - 6 - 20 x 1 1/4 PPH - Black
	063729-04-000	EA	Rivet - 10 - 32 UNF - .010 - .080
	087277-02-000	EA	Washer - Plastic - Off White
	088497-01-000	EA	Nut - Inverted Flare - 3/16"
	088498-01-000	EA	Nut - Inverted Flare - 3/16"

1990 ITASCA
TABLE OF CONTENTS

INTRODUCTION	A-01 - A-02
ABBREVIATIONS	A-03
ALPHABETICAL/GROUP REFERENCE	A-04 - A-06
IF424RC	A-07 - D-12
IF426RT	D-13 - G-16
IF427RT	G-17 - K-03

1990 IF426RT INDEX

Floor Plan	D-13 - D-14
Accessories Group	D-15 - D-19
Bath Group	D-20 - D-21
Bedroom Group	D-22 - D-24
Cnassis Group	E-01 - E-05
Curtain, Cushion & Pad Group	E-06 - E-14
Dinette Group	E-15 - E-16
Driver's Compartment Group	E-17 - E-18
Electrical Group	E-19 - E-21
Exterior Body Group	E-22 - F-02
Galley Group	F-03 - F-07
Heating & Air Conditioning Group	F-08 - F-09
Interior Finish Group	F-10 - F-12
Labels Group	F-13 - F-18
LP Group	F-19
Lounge Group	F-20
Sealants & Fasteners Group	F-21 - F-23
Water & Sewage Group	F-24 - G-01
Window, Vent & Exterior Door Group	G-02 - G-16

SEALANTS & FASTENERS GROUP (CONTINUED)

SEALANTS & ADHESIVES			
Key	Part Number	U/M	Description
	004020-01-000	QT	Adhesive - ABS Cement (Plastic Fittings)
	004005-02-000	GL	Adhesive - Swifts - Glue (Sidewalls)
	087211-01-000	GL	Adhesive - Promotor
	053766-07-000	EA	Bedding Compound - Tube - Beige (Exterior)
	053766-06-000	EA	Bedding Compound - Tube - Clear (Window)
	053766-08-000	EA	Bedding Compound - Tube - Gray (Exterior)
	102352-01-000	EA	Bedding Compound - Tube - Black (Luggage Compartment)
	053766-02-000	EA	Bedding Compound - Tube - Off White (Exterior)
	002328-02-000	EA	Block - Rubber Spacer (Windshield)
	091255-02-000	FT	Seal - Foam - 1 5 MM x 4 8 MM (Cabinets)
	104579-01-000	FT	Seal - Foam - Closed Cell (Exterior Shower)
	090340-01-000	FT	Seal - Foam - Closed Cell (Entrance Door)
	090329-01-000	FT	Seal - Refrigerator Cabinet
	077967-01-000	EA	Sealant - Acrylic Latex - Tube - Off White (Interior Sealant)
	034552-04-000	EA	Sealant - Silicone - Beige
	034552-02-000	EA	Sealant - Silicone - Clear
	034552-07-000	EA	Sealant - Silicone - Dark Gray
	034552-06-000	EA	Sealant - Silicone - Off White
	039518-01-000	EA	Sealant Silicone - Black
	069640-01-000	FT	Sealer Ribbon - .25" Bead x 20'
	069640-02-000	FT	Sealer Ribbon - .5" x .125" x 30'
	069640-03-000	FT	Sealer Ribbon - .75" x .125" x 30'
	069640-09-000	FT	Sealer Ribbon - 1/32" x 2 5" x 30'
	069640-06-000	FT	Sealer Ribbon - 5/16" Bead x 15'
	069640-07-000	FT	Sealer Ribbon - 2" x 3/32" x 30'
	069640-10-000	FT	Sealer Ribbon - 1/32" x 1.5" x 100'
	002707-02-000	FT	Sealer Tape - 5/16" x 1/2"
	074497-14-700	EA	Sealer - Stain (Ceiling)
	102353-01-700	EA	Seam Sealer - Tube - Gray (Roof Seams)
	094401-01-000	EA	Seam Sealer - Tube - Clear (Cap to Sidewall)
	063642-01-000	FT	Tape - Adhesive - .10mm x 1.5" Wide
	091968-03-000	FT	Tape - Adhesive - .040" x 1" Wide
	038886-01-000	EA	Tape - Butyl - .31" x .31" x 148" (Windshield)
	076322-01-000	FT	Tape - Foam - Double Coated - .025 x .75 x 72' (Fiberglass Sidewall Seams)
	076322-02-000	FT	Tape - Foam - Double Coated - .045 x 1" (Fiberglass Sidewall Seams)
	076322-03-000	FT	Tape - Foam - Double Coated - .045" x 50"
	100028-01-000	FT	Tape - Foam - Double Coated - .031 x .75 x 72' (Non-Structural Fastening)
	009200-01-000	EA	Tape - Furnace - 1.5"
	002825-01-000	FT	Weather Stripping (Roof Vent)
	081377-01-700	EA	Adhesive - Cyanoacrylate - 10GM
	100028-01-000	FT	Tape - Foam - Double Coated - .031 x .75 x 72' (Non-Structural Fastening)
	009200-01-000	EA	Tape - Furnace - 1.5"
	002825-01-000	FT	Weather Stripping (Roof Vent)
	081377-01-700	EA	Adhesive - Cyanoacrylate - 10 GM

WATER & SEWAGE GROUP

PLUMBING & REPAIR PARTS

Key	Part Number	U/M	Description
	062422-01-000	EA	Adapter - Offset - Reducer - 3" x 1 1/2" - Plastic Black
	052954-01-000	EA	Adapter - Nose Cone - 3/8" or 1/2" Tubing - Plastic - Gray
	079317-01-000	EA	Adapter - Swivel - 1/2" Tube x 1/2" FPT - Plastic - Gray
	062416-01-000	EA	Adapter - Sewer Hose to 3" Pipe
..	010121-01-000	EA	Bushing - Reducer - Plastic - 1 1/2 S x 1 1/4 H
	010122-01-000	EA	Bushing - Reducer - Plastic - 1 1/2 S x 1 1/4 T - Plastic - Black
	062415-01-000	EA	Cap - Sewer - 3"
	052959-03-000	EA	Connector - 1/2 F x 3/8 MPT - Plastic
	011091-02-000	EA	Continuous Waste - Double Sink - 11 7/8" (US)
	078406-01-000	EA	Coupler Rubber - 3" x 3"
	052960-01-000	EA	Drain Valve - 1/2 F x 1/2 F - Plastic
	010006-01-000	EA	Elbow - Plastic - 1/8 BD x 1 1/2 x 45° H x H
	010008-01-000	EA	Elbow - Plastic - 1/4 BD x 1 1/2 x 90° Left
	010051-01-000	EA	Elbow - ST - Plastic - 1/8 BD x 1 1/2 x 45°
	010219-01-000	EA	Elbow - 1 1/4 bard x 1 1/4 MPT x 90°
	031111-01-000	EA	Elbow - Plastic - 1/4 BD x 1 1/4 x 90° Left
	034250-01-000	EA	Elbow - Plastic - 1/4 BD x 1 1/2 x 90° x H x H
	035539-01-000	EA	Elbow - Plastic - 3/8 MPT x 3/8 Barb
	052957-01-000	EA	Elbow - Plastic - 1/2 F x 3/8 MPT
	052957-02-000	EA	Elbow - Plastic - 1/2 F x 1/2 MPT (In Tank Filter)
	065120-01-000	EA	Elbow - Plastic - Swivel - .50
	033761-01-000	EA	Elbow - Turn - 1/4" Bend x 1.5" Hub x 1.15" Spigot - Black - Plastic
	010061-01-000	EA	Elbow - 45° - Street - 1/8 Bend - 3" S x H - Plastic
	077954-01-000	EA	Filter - Water Tank - Screen in Tank
	077954-02-000	EA	Filter - Water Tank - Screen In Tank
	063641-01-000	EA	Flange - Close - 4" F x 3" FPT (US)
	061607-01-000	EA	Grommet - Holding Tank Coupler - 1 1/2"
	061607-02-000	EA	Grommet - Holding Tank Coupler - 3"
	079059-02-000	EA	Hose - 90° - .61" ID x 4" x 6"
	056134-02-000	EA	Holder - Ring - 1.8" Dia. - Metal
	052953-01-000	EA	Nut - Faucet - 1/2 Tube x 1/2 FPT
	052952-01-000	EA	Nut - 1/2 F - Plastic
	066435-01-000	EA	Nut - Strainer
	066436-01-000	EA	Nut - Slip - Tailpiece - 1.5"
..	011066-03-000	EA	P-Trap - 1 1/4" Plastic - (US)
	049032-01-000	EA	Patch - Spinweld - 3/8" - Plastic
	011091-02-000	EA	Pipe - Drain - Double Sink - Baffle Tee - 1 1/2"
	010166-01-000	EA	Plug - Threaded - 1 1/4" Dia. - Plastic - Black
	045729-01-000	EA	Pump - Water - 2 8 G.P.M. - Direct Drive - Shurflo (US)
..	010201-01-000	EA	Sewer Hose - 3" x 8' w/Clamp
	042989-04-000	EA	Spinweld Fitting - Water Tank - 3/8" FPT - Plastic - Off White
	M02673-02-X11	EA	Shower Pan Asm
	042989-02-000	EA	Spinweld Fitting - Water Tank - 3/8" FPT - Plastic - Off White
	042989-03-000	EA	Spinweld Fittings - Plastic - 1/4 NPT
	042989-05-000	EA	Spinweld Fittings - Plastic - 1/2 FPT
..	011069-02-000	EA	Tailpiece - 1 1/2" x 1 1/4" x 4" - Brass
	010079-01-000	EA	Tee - Plastic - 1 1/2 H x 1 1/2 H x 1 1/4 H
	052955-01-000	EA	Tee - Plastic - 1/2 F x 1/2 F x 1/2 MPT
	052956-01-000	EA	Tee - Plastic - 1/2 F x 1/2 MPT x 1/2 F
	052958-01-000	EA	Tee - Plastic - 1/2 F x 1/2 F x 1/2 F
	076776-01-000	EA	Tee - Barb - 5/8 x 5/8 x 5/8
	010071-01-000	EA	Tee - Sanitary - 1 1/2" Hub x Hub x Hub - Plastic - Black
	079381-01-000	FT	Tubing - Smooth - Flexible - 1 1/4" ID
	074462-02-000	FT	Tubing - Vinyl - 3/8 ID
	062421-01-000	EA	Valve - 1 1/2" - w/Handle
	072346-01-000	EA	Valve Asm - 3" ELL - Slip x 3" Bayonette w/Cap & 2" Socket
	070916-01-000	EA	Valve - Dual Dump w/Cap - 3" x 1 1/2" - Plastic - Black
	052960-01-000	EA	Valve - Line Drain - 1/2 F x 1/2 F
	079968-01-000	EA	Vent - Mecn. Trap Arm - Anti-Siphon - 2" Dia. x 7 3" - Plastic
	069735-01-000	EA	Washer - Strainer To Tailpiece - Plastic 1 5"
	010073-01-000	EA	Wye - Plastic - 1 1/2 x 45 H x H

.. The illustrated parts breakdown for this item is provided on the Common Items Fiche

1990 ITASCA
TABLE OF CONTENTS

INTRODUCTION	A-01 - A-02
ABBREVIATIONS	A-03
ALPHABETICAL/GROUP REFERENCE	A-04 - A-06
IF424RC	A-07 - D-12
IF426RT	D-13 - G-16
IF427RT	G-17 - K-03

1990 IF426RT INDEX

Floor Plan	D-13 - D-14
Accessories Group	D-15 - D-19
Bath Group	D-20 - D-21
Bedroom Group	D-22 - D-24
Chassis Group	E-01 - E-05
Curtain, Cushion & Pad Group	E-06 - E-14
Dinette Group	E-15 - E-16
Driver's Compartment Group	E-17 - E-18
Electrical Group	E-19 - E-21
Exterior Body Group	E-22 - F-02
Galley Group	F-03 - F-07
Heating & Air Conditioning Group	F-08 - F-09
Interior Finish Group	F-10 - F-12
Labels Group	F-13 - F-18
LP Group	F-19
Lounge Group	F-20
Sealants & Fasteners Group	F-21 - F-23
Water & Sewage Group	F-24 - G-01
Window, Vent & Exterior Door Group	G-02 - G-16

WATER & SEWAGE GROUP (CONTINUED)

HOLDING TANKS

Key	Part Number	U/M	Description
	045195-01-000	EA	Tank - Water - 30 Gallon w/o Fittings - 34.5" x 18" x 12"
	045195-02-000	EA	Tank Asm - Water - 35 Gallon w/Fittings - 34.5" x 18" x 12"
	083041-01-000	EA	Tank - Holding - 32 Gallon - Sewage - 14.5" x 9.5" x 51.4"
	075258-01-000	EA	Tank - Holding - 37 Gallon - Waste Water - 13.3" x 3.1" x 27"

WATER HEATER & REPAIR PARTS

Key	Part Number	U/M	Description
	051391-01-000	EA	Heater - Water - Atwood G6A-3
	051391-01-709	EA	Hinge Kit - w/Clip - Atwood #92568 & 92559
	051391-01-715	EA	Drain Plug - Atwood #91561
	051391-01-702	EA	Tank - Inner - G6A-2, 3, 6 - Water Heater - Atwood #91412
	051391-01-704	EA	Valve - Relief - 1/2" Fitting - Atwood #91604
	051391-01-705	EA	Fastener - Camloc - Atwood #92609
	051391-01-706	EA	Grille - Exhaust - Atwood #92787
	051391-01-712	EA	Thermostat - 38" NPT Inlet
	051391-01-708	EA	Burner - Main - Atwood #92615
	051391-01-709	EA	Pilot Asm - w/Thermocouple & Tube
	051391-01-710	EA	Orifice - Main Burner - Atwood #92742
	051391-01-711	EA	Elbow - Orifice - Main Burner
	051391-01-714	EA	Elbow - 45 Degree - 3/8" F x 3/8" NPT - Atwood #91044
	051391-03-000	EA	Heater - Water - w/Electric Ignition - Atwood # G6A-3E, 4E & 6E
	051393-01-700	EA	Tank - Inner (G6A-3E) Rear Mount - Atwood #91408
	051391-04-700	EA	Tank - Inner (G6A-3E) Front Mount - Atwood #91608
	051391-04-701	EA	Tank - Inner - G6A-4E & 6E - Front Mount - Atwood #91642
	051391-01-704	EA	Valve - Relief - 1/2" Fitting - Atwood #91604
	051391-01-705	EA	Fastener - Camloc - Atwood #92609
	051393-01-701	EA	Switch Package - Atwood #91959
	051393-01-702	EA	Switch - Energy Cut-Off - Atwood #91951
	051391-04-701	EA	Thermostat - 12 VDC - 120 Preset - Atwood #91470 - Front Mount Only
	051393-01-703	EA	Thermostat - Rear Mount - Atwood #91952
	051393-01-721	EA	ECO & Thermostat Asm - Front Mount - 140 Degree - Atwood #
	051393-01-704	EA	Circuit Board - w/Black Box - Atwood #91420
	051391-01-706	EA	Grille - Exhaust - Atwood #92787
	051393-01-705	EA	Orifice Holder - Atwood #91925
	051391-01-710	EA	Orifice - Main Burner - Atwood #92742
	051393-01-716	EA	Spark & Probe Asm - Atwood #91606
	051391-01-708	EA	Burner - Main - Atwood #92615
	051393-01-718	EA	Valve - Dual Solenoid - Atwood #91605
	051391-01-715	EA	Drain Plug - Atwood #91561
	051391-01-700	EA	Hinge Kit - w/Clip - Atwood #92568 & 92559
	051393-01-000	EA	Water Heater - w/Motor Aid - Pilotless Ignition - Atwood GH6-3E, GH5-4E or GH6-6E
	051391-04-705	EA	Tank - Inner - GH6-3E - Front Mount - Atwood #91609
	051393-01-714	EA	Tank - Inner - GH6-3E - Rear Mount - Atwood #91408
	051391-04-704	EA	Tank - Inner - Front Mount - GH6-4E & 6E - Atwood #91642
	051391-01-704	EA	Valve - Relief - 1/2" Fitting - Atwood #91604
	051391-01-705	EA	Fastener - Camloc - Atwood #92609
	051393-01-701	EA	Switch Package - Atwood #91959
	051393-01-702	EA	Switch - Energy Cut-off - Atwood #91951
	051391-04-701	EA	Thermostat - 12 VDC - 120 Preset - Atwood #91470 - Front Mount Only
	051393-01-703	EA	Thermostat - Rear Mount - Atwood #91952
	051393-01-721	EA	ECO & Thermostat Asm - Front Mount - 140 Degree - Atwood #
	051393-01-704	EA	Circuit Board - w/Black Box - Atwood #91420
	051391-01-706	EA	Grille - Exhaust - Atwood #92787
	051393-01-705	EA	Orifice Holder - Atwood #91925
	051391-01-710	EA	Orifice - Main Burner - Atwood #92742
	051393-01-716	EA	Spark & Probe Asm - Atwood #91606
	051391-01-708	EA	Burner - Main - Atwood #92615
	051393-01-718	EA	Valve - Dual Solenoid - Atwood #91605
	051391-01-715	EA	Drain Plug - Atwood #91561
	051391-01-700	EA	Hinge Kit - w/Clip - Atwood #92568 & 92559

NOTE: Items indented below assemblies are serviceable parts for that assembly

WINDOW, VENT & EXTERIOR DOOR GROUP

ACCESS DOORS

Key	Part Number	U/M	Description
	079578-07-X00	EA	Door Asm - Access - 27" x 12" - Off White
	081801-02-000	EA	Hinge - 2" x 96"
	064075-07-000	FT	Seal - Bulb
	079366-04-000	EA	Lock Asm - Key Type - w/o Keys
	092684-01-700	EA	Key - Compartment Door Lock
	084103-03-000	EA	Door Asm - Refrigerator - Vented - Off White
	084104-03-000	EA	Jamb - Refrigerator Door - Off White
	084104-01-700	EA	Lock - Male - Dryus Fasteners
	084104-01-701	EA	Lock - Female - Dryus Fasteners
	038791-01-000	EA	Door Asm - Power Cord w/Match
	090349-01-000	EA	Seal - Foam Closed Cell - 1.4" x 1/2" x 50'
	068580-03-000	EA	Box - Power Cord
	088580-08-000	EA	Box - Power Cord
	079455-07-U01	EA	Door Asm - Storage
	031801-02-000	EA	Hinge - 2" x 96"
	064075-07-000	FT	Seal - Bulb
	079366-03-000	EA	Lock Asm - Key Type - w/o Keys
	082684-01-700	EA	Key - Compartment Door Lock
	079927-03-000	EA	Lock Asm - Twist Type
	1174321-01-T0J	EA	Door Asm - Generator
	079246-01-000	EA	Jamb Asm - Generator Door - Off White
	079455-01-T95	EA	Door Asm - Access w/Seal
	064075-07-000	FT	Seal - Bulb
	079366-03-000	EA	Lock Asm - Key Type - w/o Keys
	082684-01-700	EA	Key - Compartment Door Lock
	079927-03-000	EA	Lock Asm - Twist Type
	079455-03-T95	EA	Door Asm - LP
	064075-07-000	FT	Seal - Bulb
	079927-03-000	EA	Lock Asm - Twist Type
	081801-02-000	EA	Hinge - 2" x 96"
	083264-05-X08	EA	Door Asm - Storage Compartment
	079366-04-000	EA	Lock Asm - Key Type - w/o Keys
	082684-01-700	EA	Key - Compartment Door Lock
	064075-07-000	FT	Seal - Bulb
	081801-02-000	EA	Hinge - 2" x 96"
* These parts were used from 9/21/89 on			

VENTS & SHROUDS

Key	Part Number	U/M	Description
	083558-03-000	EA	Vent - Plumbing Pipe - Roof w/Cover - Off White
	084073-03-000	EA	Vent - Refrigerator Roof - Off White
	084073-04-000	EA	Base - Roof Vent - Norco'd Refrigerator - Black
	053752-01-000	EA	Shroud Asm - Range

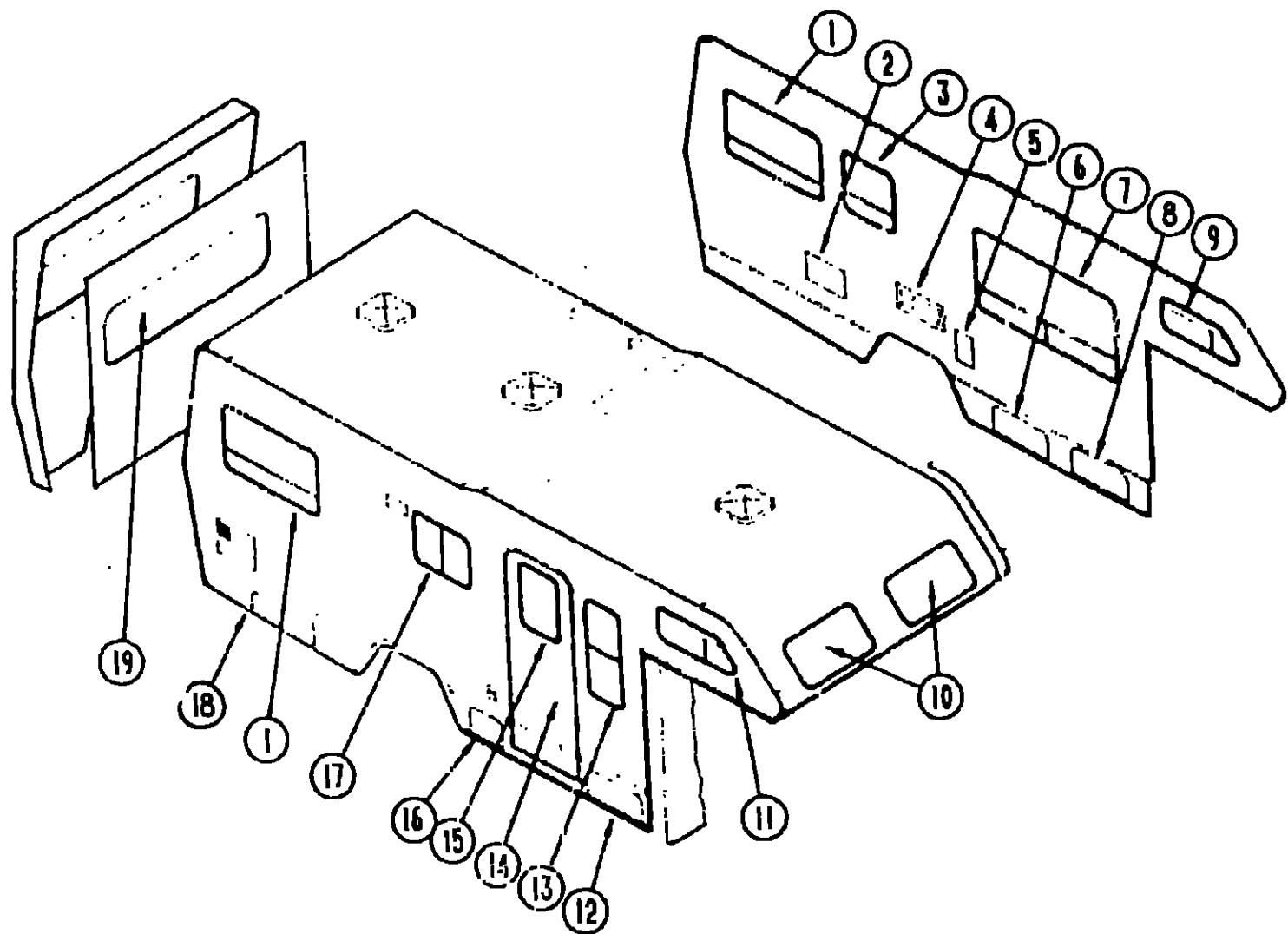
1990 ITASCA
TABLE OF CONTENTS

INTRODUCTION	A-01 - A-02
ABBREVIATIONS	A-03
ALPHABETICAL/GROUP REFERENCE	A-04 - A-06
IF424RC	A-07 - D-12
IF426RT	D-13 - G-16
IF427RT	G-17 - K-03

1990 IF426RT INDEX

Floor Plan	D-13 - D-14
Accessories Group	D-15 - D-19
Bath Group	D-20 - D-21
Bedroom Group	D-22 - D-24
Chassis Group	E-01 - E-05
Curtain, Cushion & Pad Group	E-06 - E-14
Dinette Group	E-15 - E-16
Driver's Compartment Group	E-17 - E-18
Electrical Group	E-19 - E-21
Exterior Body Group	E-22 - F-02
Galley Group	F-03 - F-07
Heating & Air Conditioning Group	F-08 - F-09
Interior Finish Group	F-10 - F-12
Lapels Group	F-13 - F-18
LP Group	F-19
Lounge Group	F-20
Sealants & Fasteners Group	F-21 - F-23
Water & Sewage Group	F-24 - G-01
Window, Vent & Exterior Door Group	G-02 - G-16

WINDOW, VENT & EXTERIOR DOOR GROUP (CONTINUED)
WINDOWS & ACCESS DOORS



Key	Part Number	U/M	Description
1	092235-07-Y12	EA	Window Asm. - Single Tipout
2	079578-07-X08	EA	Door Asm. - Access
3	092235-10-Y12	EA	Window Asm. - Single Tipout
4	084103-03-000	EA	Door Asm. - Refrigerator Access - Off White
4	084104-03-000	EA	Jamb - Refrigerator Access
5	088794-01-000	EA	Door Asm. - Power Cord w/Hatch
6	079455-07-U01	EA	Door Asm. - Storage
7	092234-03-Y12	EA	Window Asm. - Double Tipout
8	M79321-01-T03	EA	Door Asm. - Generator
9	098646-02-700	EA	Window Asm. - Slant Slider - Left
10	078533-06-AA3	EA	Window Asm. - Picture

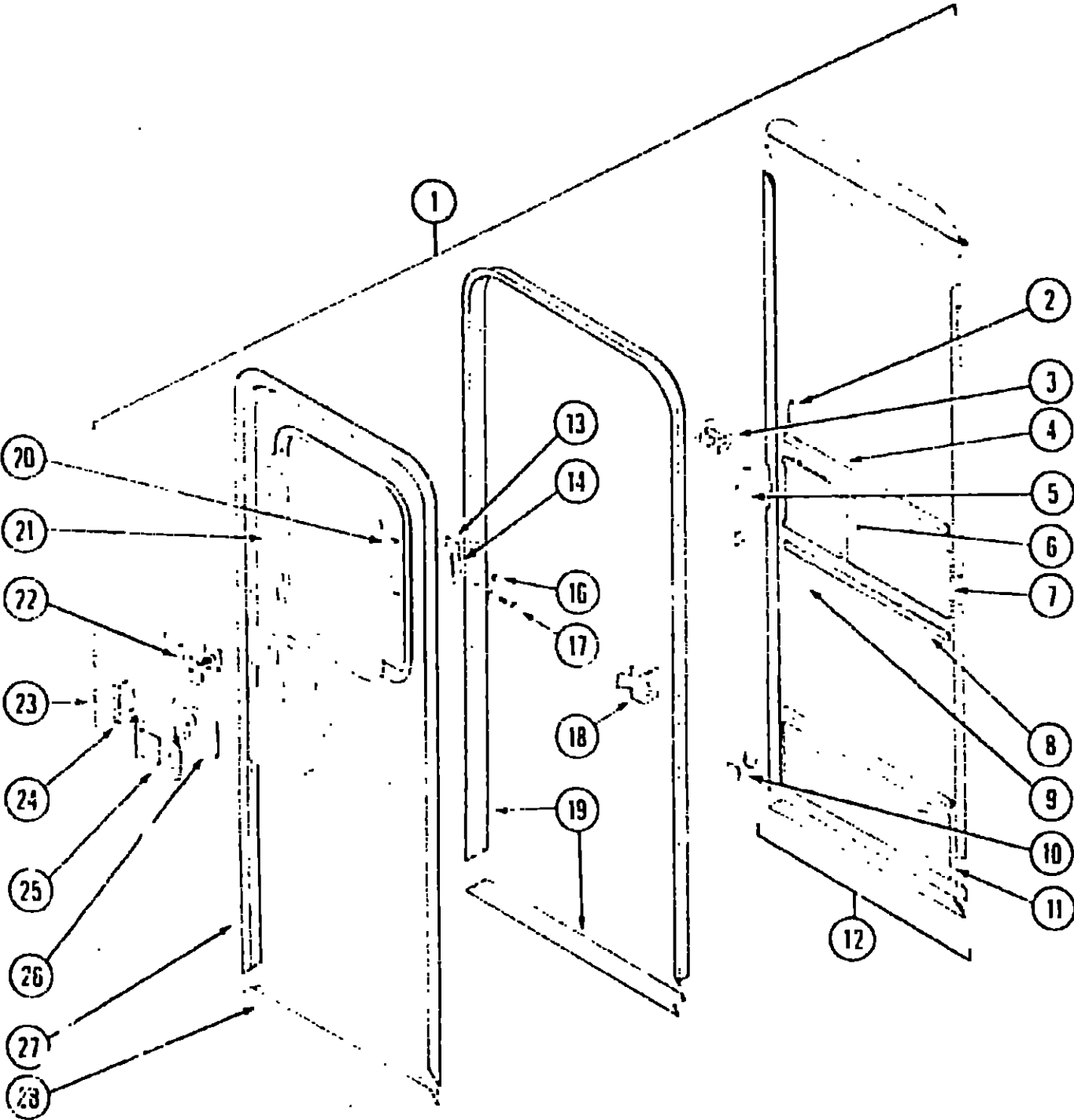
Key	Part Number	U/M	Description
11	098646-01-705	EA	Window Asm. - Slant Slider - Right
12	079455-01-T95	EA	Door Asm. - Access w/Seal
13	079644-02-705	EA	Window Asm. - Raised Slider
14	M01870-39-AA5	EA	Door Asm. - Entrance
14	M01870-39-AA6	EA	Door Asm. - Entrance
14	M01870-39-AA7	EA	Door Asm. - Entrance
15	079733-04-T03	EA	Window Asm. - Picture
16	079455-03-T95	EA	Door Asm. - LP
17	098647-06-705	EA	Window Asm. - Horizontal Slider
18	093264-05-X08	EA	Door Asm. - Storage Compartment
19	078536-01-T03	EA	Window Asm. - Escape

1990 ITASCA
TABLE OF CONTENTS

INTRODUCTION	A-01 - A-02
ABBREVIATIONS	A-03
ALPHABETICAL GROUP REFERENCE	A-04 - A-06
IF424RC	A-07 - D-12
IF426RT	D-13 - G-16
IF427RT	G-17 - K-03

1990 IF426RT INDEX

Floor Plan	D-13 - D-14
Accessories Group	D-15 - D-19
Bath Group	D-20 - D-21
Bedroom Group	D-22 - D-24
Chassis Group	E-01 - E-05
Curtain, Cushion & Pad Group	E-06 - E-14
Dinette Group	E-15 - E-16
Driver's Compartment Group	E-17 - E-18
Electrical Group	E-19 - E-21
Exterior Body Group	E-22 - F-02
Galley Group	F-03 - F-07
Heating & Air Conditioning Group	F-08 - F-09
Interior Finish Group	F-10 - F-12
Labels Group	F-13 - F-18
LP Group	F-19
Lounge Group	F-20
Seals & Fasteners Group	F-21 - F-23
Water & Sewage Group	F-24 - G-01
Window, Vent & Exterior Door Group	G-02 - G-16



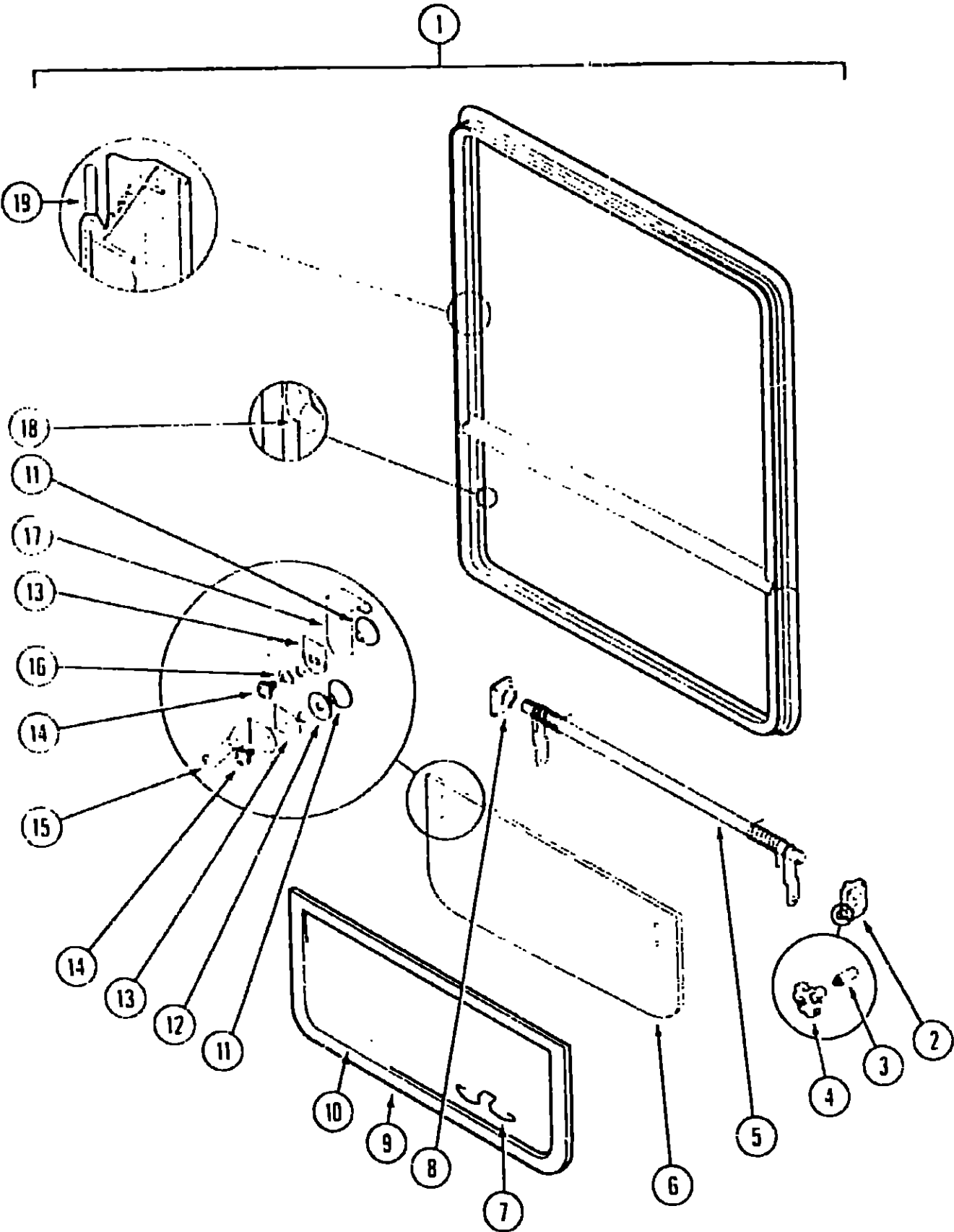
Key	Part Number	U/M	Description
1	M01870-39-AD5	EA	Door Asm. - Entrance - w/Screen Door
1	M01870-39-AD6	EA	Door Asm. - Entrance - w/Screen Door
1	M01870-39-AD7	EA	Door Asm. - Entrance - w/Screen Door
	044582-02-000	EA	Drip Cap - Top Entrance Door Jamb - Off White
	075639-04-000	EA	Garnish - Radius - Entrance Door
2	050712-05-000	EA	Door Handle - Screen Door
3	009018-01-000	EA	Roller Catch - Screen Door
	058025-02-000	EA	Clip - Roller Latch Catch
	009016-01-000	EA	Catch - Elbow - Spring Loaded - Screen Door
4	078777-01-000	EA	Slider Channel (Mullion Insert)
5	079087-02-000	EA	Strike - Slider - Screen Door
6	079086-02-000	EA	Slider - Screen Door
7	016454-01-000	EA	Insert - Screen Door
8	002294-01-000	FT	Spline - Black
9	002293-02-000	SF	Screen - Window - 26" - Charcoal
10	085774-01-000	FT	Fastener - Dual Lock - 1" Wide
10	085774-02-000	FT	Fastener - Dual Lock - 1" Wide
11	078552-03-000	EA	Insert - Screen Door - Lower
12	079012-01-U01	EA	Screen Door Asm.
	078595-01-000	EA	Plate - Screen Door
13	077461-03-000	EA	Strike Cover - Off White
14	041546-03-000	EA	Angle Bracket
16	058806-01-000	EA	Plug - Tapered Plastic
17	039539-01-000	EA	Strike
18	097724-01-04A	EA	Hinge - Entrance Door - Unpainted
19	095277-02-01A	EA	Door Jamb - Entrance Door
	051049-01-000	EA	Jamb - Bottom - Entrance Door - 25.9" - Unpainted
	079207-01-000	EA	Striker - Roller Catch - Welded to Door Jamb
	095278-01-01A	EA	Jamb - Door - Entrance - 25.9" x 74.6" - Unpainted
20	087561-01-000	FT	Window Seal
21	002181-06-000	EA	Glass - Picture Window
	079733-04-T03	EA	Window Asm. - Picture - 17" x 25" (w/o inside frame)
	067609-27-000	EA	Inside Frame (not included in assembly)
22	039738-01-000	EA	Deadbolt Asm. - Round
22	095229-01-01A	EA	Deadbolt Asm. - Square - Black
22	101145-01-01A	EA	Deadbolt Asm. - Entrance Door - w/2 Keys - Black
	101147-01-000	EA	Bolt - Security - 4 12"
	095229-01-700	EA	Key Blank
23	098173-01-03A	EA	Stiffener - Entrance Door
24	039540-01-000	EA	Latch Asm. - Entrance Door
25	045017-05-000	EA	Latch Asm. - Plate
26	039979-03-000	EA	Cover Asm. - Latch Plate - Black
27	095276-01-01A	EA	Frame Asm. - Entrance Door - Off White
28	089748-01-000	EA	Frame - Entrance Door - Bottom Portion
	039984-01-000	EA	Cap - Black Vinyl - Lock Grip
	075673-01-000	FT	Seal - Pile - Adhesive Back - Gray
	100128-01-000	FT	Seal - Pile - Adhesive Back - Gray
	075671-01-000	FT	Seal - Sponge - Lazy T Shaped
	002748-01-000	EA	Corner - Key
	076725-01-000	EA	Cover - Access/Hinge - 6" x 3.2" - Beige
	039715-01-000	EA	Nut - Set - 1/4" Diameter
	072893-01-000	EA	Nut - Set - M5 x 0.8
	081914-01-000	EA	Bumper - Rubber - Round - 43" Diameter - Black
	090340-01-000	FT	Seal - Foam - Closed Cell - 1/4" x 1/2" x 50'

1990 ITASCA
TABLE OF CONTENTS

INTRODUCTION	A-01 - A-02
ABBREVIATIONS	A-03
ALPHABETICAL/GROUP REFERENCE	A-04 - A-06
IF424RC	A-07 - D-12
IF426RT	D-13 - G-16
IF427RT	G-17 - K-03

1990 IF426RT INDEX

Floor Plan	D-13 - D-14
Accessories Group	D-15 - D-19
Bath Group	D-20 - D-21
Bedroom Group	D-22 - D-24
Chassis Group	E-01 - E-05
Curtain, Cushion & Pad Group	E-06 - E-14
Dinette Group	E-15 - E-16
Driver's Compartment Group	E-17 - E-18
Electrical Group	E-19 - E-21
Exterior Body Group	E-22 - F-02
Galley Group	F-03 - F-07
Heating & Air Conditioning Group	F-08 - F-09
Interior Finish Group	F-10 - F-12
Labels Group	F-13 - F-18
LP Group	F-19
Lounge Group	F-20
Sealants & Fasteners Group	F-21 - F-23
Water & Sewage Group	F-24 - G-01
Window, Vent & Exterior Door Group	G-02 - G-16



Key	Part Number	U/M	Description
1	092235-07-Y12	EA	Window Asm. - Single Tipout - 24 3" x 40.3" (w/o inside frame)
	090893-11-01A	EA	Inside Frame (not included w/Window Assembly)
2	035302-02-000	EA	Operator Drive
3	090025-01-000	EA	Extension - Window Knob (not included w/Window Assembly)
4	067052-02-000	EA	Window Knob - Beige (not included w/Window Assembly)
	089371-01-000	EA	Screw - Window Knob (not included w/Window Assembly)
5	083150-12-000	EA	Torque Tube Asm. w/Spring
5	080918-01-000	EA	Spring - Torque Tube - Left
	080918-02-000	EA	Spring - Torque Tube - Right
6	084068-19-000	EA	Glass - 1/8" x 1/8" x 9 2" x 40"
7	100168-01-000	EA	Screen Clip
8	081354-01-000	EA	Torque Tube Sleeve
9	100235-04-B07	EA	Screen Asm.
10	080218-03-000	SF	Window Screen - 12"
	100240-01-000	FT	Window Screen Spine
11	086762-01-000	EA	Window T-Nut
12	068927-03-000	EA	Seal - Rubber
13	084473-01-000	EA	Seal - Rubber
14	086763-01-000	EA	Screw - #10 - 32 x 1/4" PTH
15	097578-01-000	EA	Connecting Rod Asm.
	081649-01-000	EA	Snap Ring Clip
16	084453-02-000	EA	Plastic Washer - .06 x .50 x .25
17	089913-01-000	EA	Hinge
18	084067-01-000	FT	Seal - Sponge Rubber
19	069540-06-000	FT	Ribbon Sealer (not included w/Window Assembly)

BATH SINGLE TIPOUT WINDOW

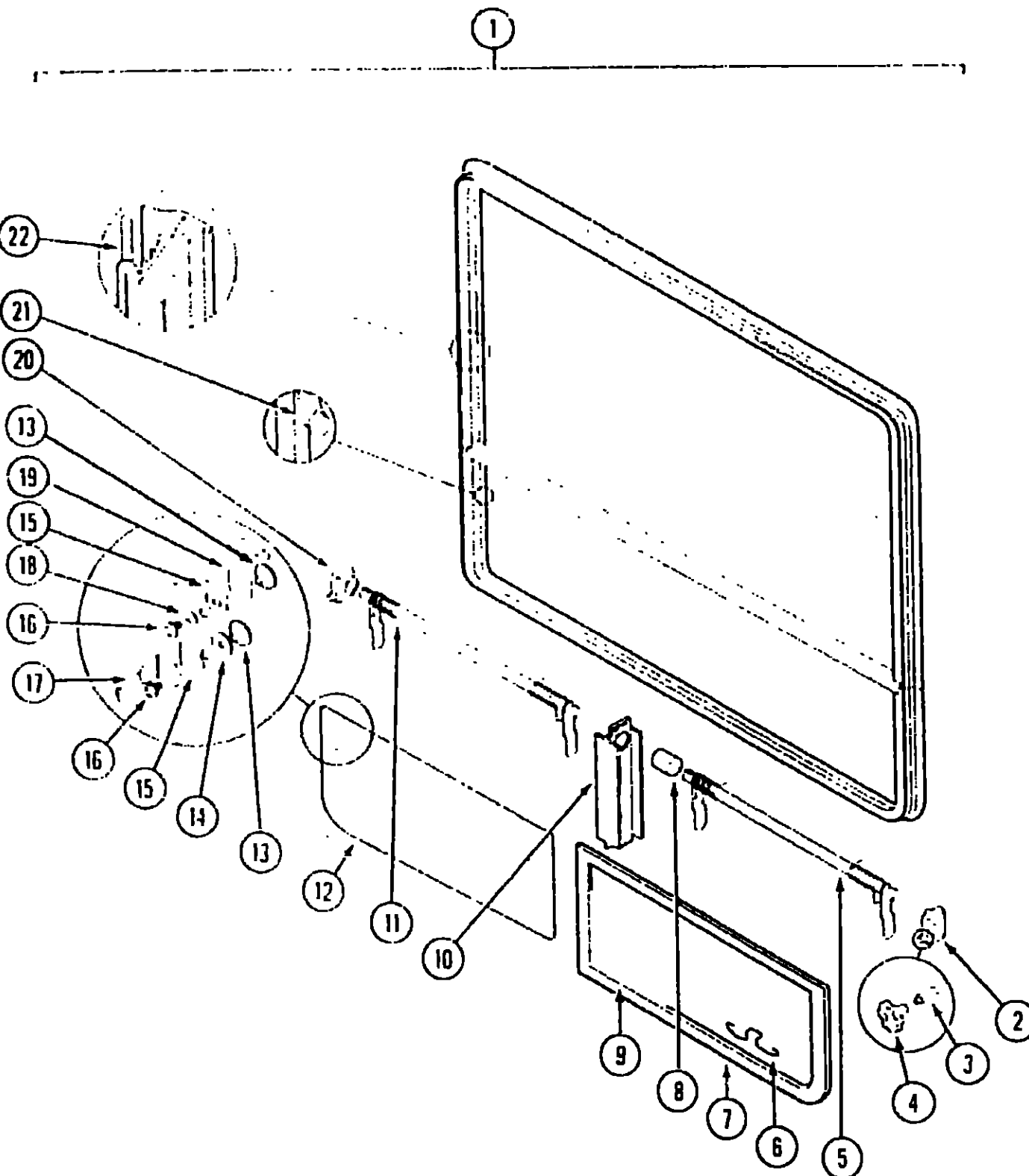
Key	Part Number	U/M	Description
1	092235-10-Y12	EA	Window Asm. - Single Tipout - 15.8" x 25.5" (w/o inside frame)
	090893-15-01A	EA	Inside Frame (not included w/Window Assembly)
2	035302-02-000	EA	Operator Drive
3	090025-01-000	EA	Extension - Window Knob (not included w/Window Assembly)
4	067052-02-000	EA	Window Knob - Beige (not included w/Window Assembly)
	089371-01-000	EA	Screw - Window Knob (not included w/Window Assembly)
5	083150-09-000	EA	Torque Tube Asm. w/Spring
5	080918-01-000	EA	Spring - Torque Tube - Left
	080918-02-000	EA	Spring - Torque Tube - Right
6	084068-14-000	EA	Glass - 1/8" x 1/8" x 9 2" x 15"
7	100168-01-000	EA	Screen Clip
8	081354-01-000	EA	Torque Tube Sleeve
9	100235-04-B07	EA	Screen Asm.
10	080218-03-000	SF	Window Screen - 12"
	100240-01-000	FT	Window Screen Spine
11	086762-01-000	EA	Window T-Nut
12	068927-03-000	EA	Seal - Rubber
13	084473-01-000	EA	Seal - Rubber
14	086763-01-000	EA	Screw - #10 - 32 x 1/4" PTH
15	097578-01-000	EA	Connecting Rod Asm.
	081649-01-000	EA	Snap Ring Clip
16	084453-02-000	EA	Plastic Washer - .06 x .50 x .25
17	089913-01-000	EA	Hinge
18	084067-02-000	FT	Seal - Sponge Rubber
19	069540-06-000	FT	Ribbon Sealer (not included w/Window Assembly)

1990 ITASCA
TABLE OF CONTENTS

INTRODUCTION	A-01 - A-02
ABBREVIATIONS	A-03
ALPHABETICAL/GROUP REFERENCE	A-04 - A-06
IF424RC	A-07 - D-12
IF426RT	D-13 - G-16
IF427RT	G-17 - K-03

1990 IF426RT INDEX

Floor Plan	D-13 - D-14
Accessories Group	D-15 - D-19
Bath Group	D-20 - D-21
Bedroom Group	D-22 - D-24
Chassis Group	E-01 - E-05
Curtain, Cushion & Pad Group	E-06 - E-14
Dinette Group	E-15 - E-16
Driver's Compartment Group	E-17 - E-18
Electrical Group	E-19 - E-21
Exterior Body Group	E-22 - F-02
Galley Group	F-03 - F-07
Heating & Air Conditioning Group	F-08 - F-09
Interior Finish Group	F-10 - F-12
Labels Group	F-13 - F-18
LP Group	F-19
Lounge Group	F-20
Sealants & Fasteners Group	F-21 - F-23
Water & Sewage Group	F-24 - G-01
Window, Vent & Exterior Door Group	G-02 - G-16



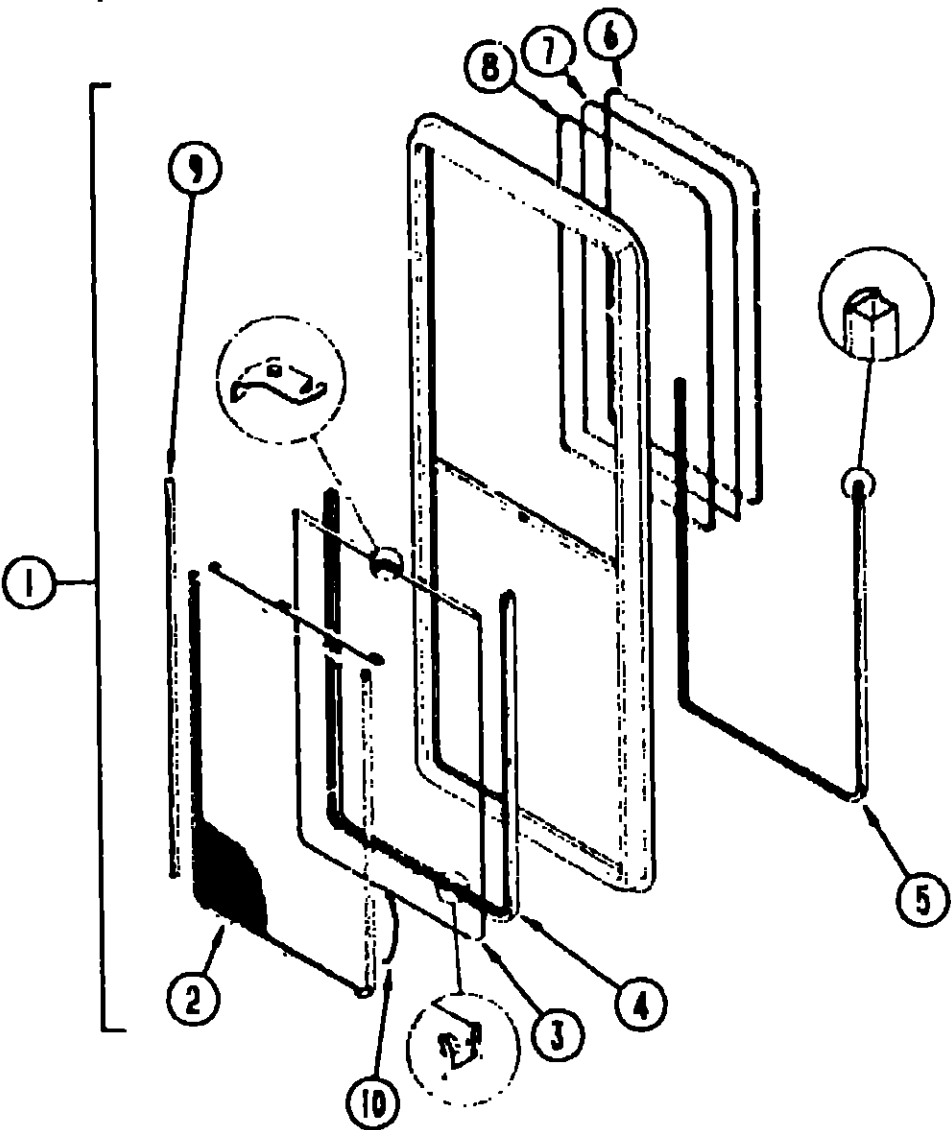
DINETTE & LOUNGE DOUBLE TIPOUT WINDOW		U/M	Description
Key	Part Number		
1	092234-03-Y12	EA	Window Asm. - Double Tipout - 31.5" x 60 9" (w/o inside frame)
	090893-09-01A	EA	Inside Frame (not included w/Window Assembly)
2	035302-02-000	EA	Operator Drive
3	090025-01-000	EA	Extension - Window Knob (not included w/Window Assembly)
4	067052-02-000	EA	Window Knob - Beige (not included w/Window Assembly)
	089371-01-000	EA	Screw - Window Knob (not included w/Window Assembly)
5	083227-08-000	EA	Torque Tube Asm.
6	100168-01-000	EA	Screen Clip
7	100234-04-B07	EA	Screen Asm. - Right Side (Illustrated)
	100234-03-B07	EA	Screen Asm. - Left Side (Not illustrated)
	080914-01-000	EA	Corner Key - Screen Asm.
8	088816-51-001	EA	Torque Tube Sleeve
9	080218-03-000	SF	Window Screen - 12"
	100240-01-000	FT	Window Screen Spline
10	090636-55-001	EA	Mullion - Vertical - Black
11	083228-08-000	EA	Torque Tube Asm.
12	084068-22-000	EA	Glass - 9.2" x 29 9"
13	086762-01-000	EA	Window T-Nut
14	068927-03-000	EA	Seal - Rubber
15	084473-01-000	EA	Seal - Rubber
16	086763-01-000	EA	Screw - #10 - 32 x 1/4" PTH
17	097578-01-000	EA	Connecting Rod Asm.
	084453-01-000	EA	Plastic Washer - .06 x .50 x .135
	085315-01-000	EA	Shoulder Rivet
	081649-01-000	EA	Snap Ring Clip
18	084453-02-000	EA	Plastic Washer - .06 x .50 x .25
19	089913-01-000	EA	Hinge
20	035302-01-000	EA	Operator Drive
21	084067-02-000	FT	Seal - Sponge Rubber
22	069640-06-000	FT	Ribbon Seal (not included w/Window Assembly)

1990 ITASCA
TABLE OF CONTENTS

INTRODUCTION	A-01 - A-02
ABBREVIATIONS	A-03
ALPHABETICAL/GROUP REFERENCE	A-04 - A-06
IF424RC	A-07 - F-12
IF426RT	D-13 - C 16
IF427RT	G-17 - K 03

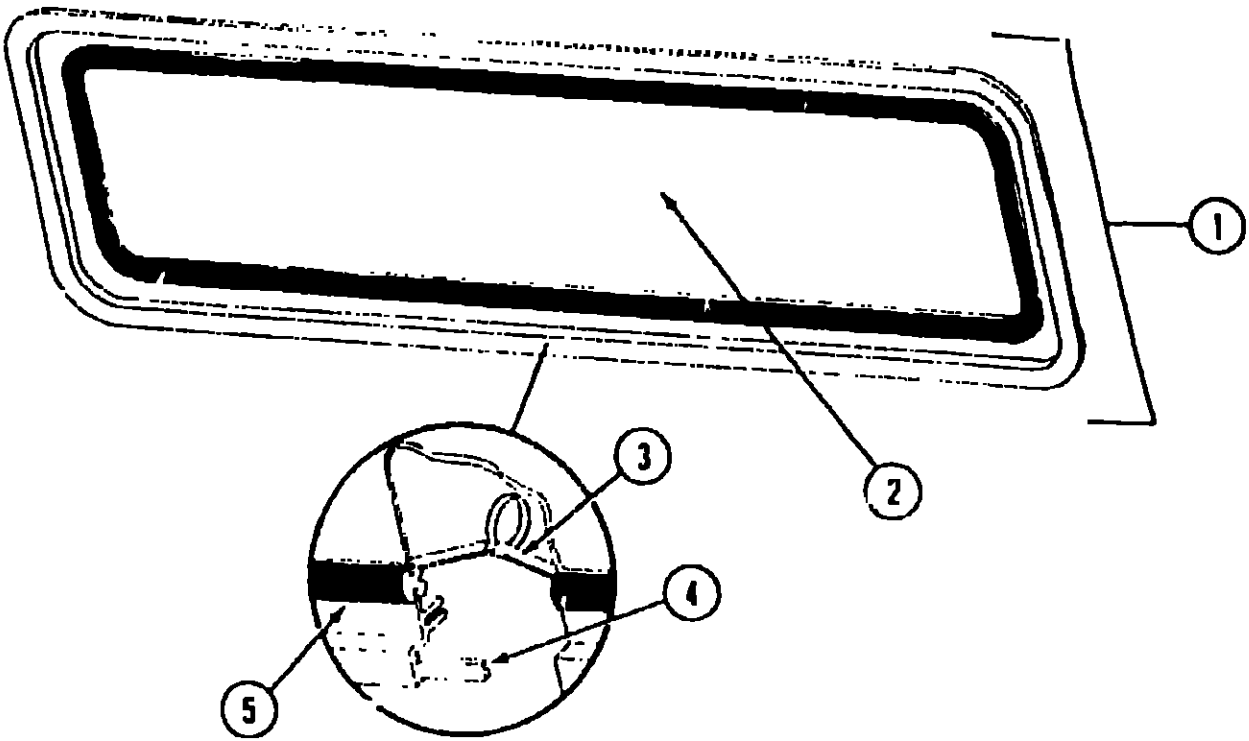
1990 IF426RT INDEX

Floor Plan	D-13 - D-14
Accessories Group	D-15 - D-19
Bath Group	D-20 - D-21
Bedroom Group	D-22 - D-24
Chassis Group	E-01 - E-05
Curtain, Cushion & Pad Group	E-06 - E-14
Dinette Group	E-15 - E-16
Driver's Compartment Group	E-17 - E-18
Electrical Group	E-19 - E-21
Exterior Body Group	E-22 - F-02
Galley Group	F-03 - F-07
Heating & Air Conditioning Group	F-08 - F-09
Interior Finish Group	F-10 - F-12
Labels Group	F-13 - F-18
LP Group	F-19
Lounge Group	F-20
Sealants & Fasteners Group	F-21 - F-23
Water & Sewage Group	F-24 - G-01
Window, Vent & Exterior Door Group	G-02 - G-16



GALLEY VERTICAL SLIDER (EXCEL)

Key	Part Number	U/M	Description
1	098644-02-705	EA	Window Asm - 34 25" x 15" (w/o inside frame)
	098644-02-704	EA	Inside Frame (not included in assembly)
2	098644-02-703	EA	Screen w/Weatherstrip & Frame Spring (Clip)
3	098644-02-701	EA	Sash w/Latch & Sliding Glass
	098644-01-700	EA	Latch - Repair Kit
4	098644-01-708	FT	Channel - Pierced Run
	098644-01-701	EA	Splice Plate - Window
	098644-01-702	EA	Screw - Splice - #6 - 32 x 1/4" Pan Head
	098644-01-703	EA	Screw - Locking Rail - #6 x 15 Pro Head Recess - Black
5	098644-01-706	FT	Weatherstrip
6	098644-01-705	FT	Glazing Strip
7	098644-02-700	EA	Glass - Stationary - 13 77" x 16 15"
8	098644-01-707	EA	Rail - Locking w/Weatherstrip
	098644-01-710	FT	Track - Screen Spacer - 12' Length
9	098644-01-711	FT	Weatherstrip - Screen - Black
10	098644-01-713	EA	Spring - Screen Frame (Clip) - Plastic - Black
	098644-01-716	EA	Plug - Filler



ESCAPE WINDOW

Key	Part Number	U/M	Description
1	078536-01-T03	EA	Window Asm. - Escape - 23" x 68" (w/o inside frame)
	042027-12-000	EA	Inside Frame - Black (not included in assembly)
2	002178-01-000	EA	Glass - 19.6" x 64.8"
3	002285-01-000	FT	Filler - Weatherstrip - Black
4	069640-05-000	FT	Ribbon Sealer - 5/16" Bead x 15'
5	002282-08-000	FT	Weatherstrip - 1 25" Window
	077066-01-702	EA	Tape Asm - Escape Window - Red

1990 ITASCA
TABLE OF CONTENTS

INTRODUCTION	A-01 - A-02
ABBREVIATIONS	A-03
ALPHABETICAL/GROUP REFERENCE	A-04 - A-06
IF424RC	A-07 - D-12
IF426RT	D-13 - G-16
IF427RT	G-17 - K-03

1990 IF426RT INDEX

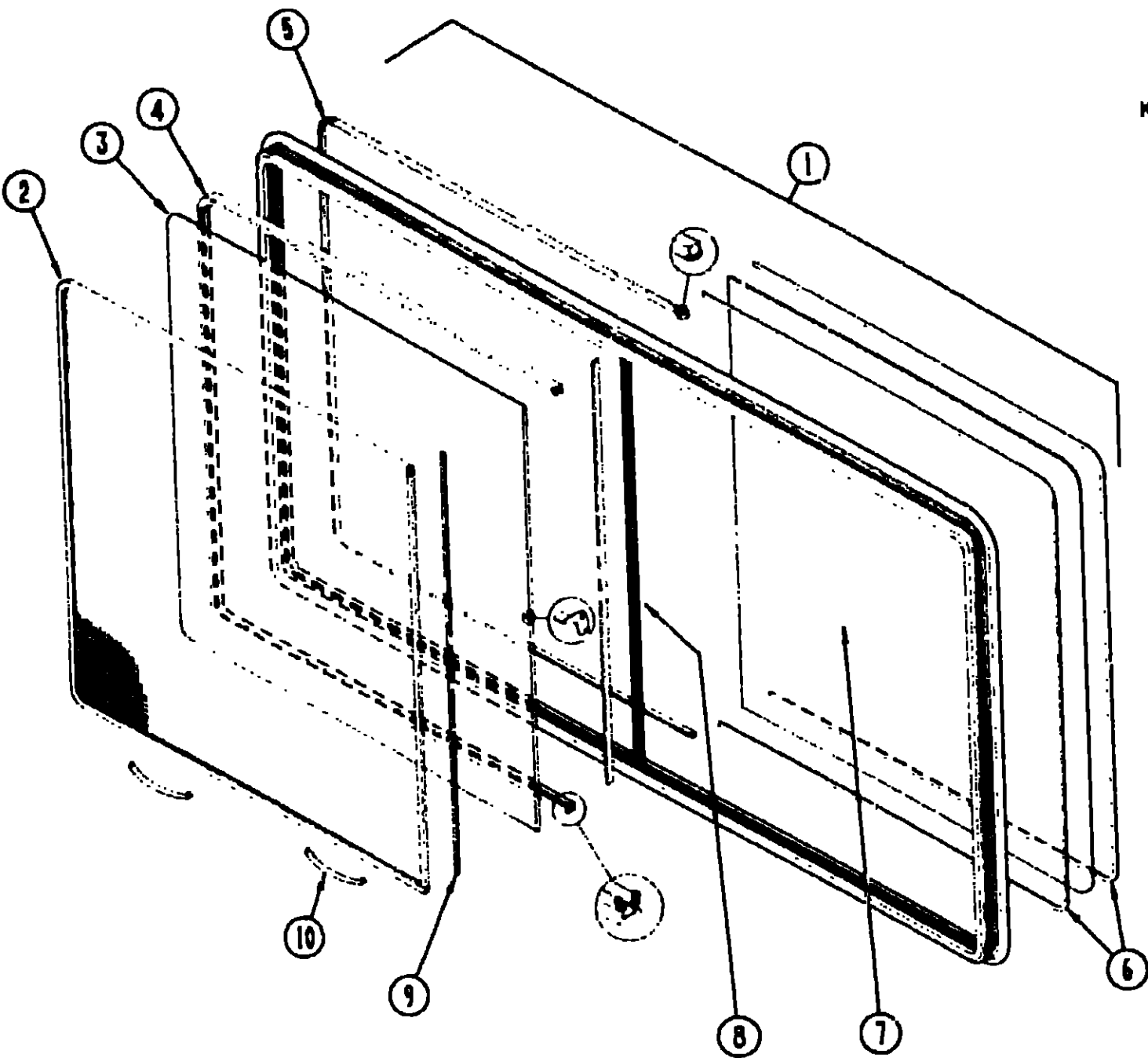
Floor Plan	D-13 - D-14
Accessories Group	D-15 - D-19
Bath Group	D-20 - D-21
Bedroom Group	D-22 - D-24
Chassis Group	E-01 - E-05
Curtain, Cushion & Pad Group	E-06 - E-14
Dinette Group	E-15 - E-16
Driver's Compartment Group	E-17 - E-18
Electrical Group	E-19 - E-21
Exterior Body Group	E-22 - F-02
Galley Group	F-03 - F-07
Heating & Air Conditioning Group	F-08 - F-09
Interior Finish Group	F-10 - F-12
Labels Group	F-13 - F-18
LP Group	F-19
Lounge Group	F-20
Sealants & Fasteners Group	F-21 - F-23
Water & Sewage Group	F-24 - G-01
Window, Vent & Exterior Door Group	G-02 - G-16

1990 ITASCA
TABLE OF CONTENTS

INTRODUCTION	A-01 - A-02
ABBREVIATIONS	A-03
ALPHABETICAL/GROUP REFERENCE	A-04 - A-06
IF424RC	A-07 - D-12
IF426RT	D-13 - G-15
IF427RT	G-17 - K-03

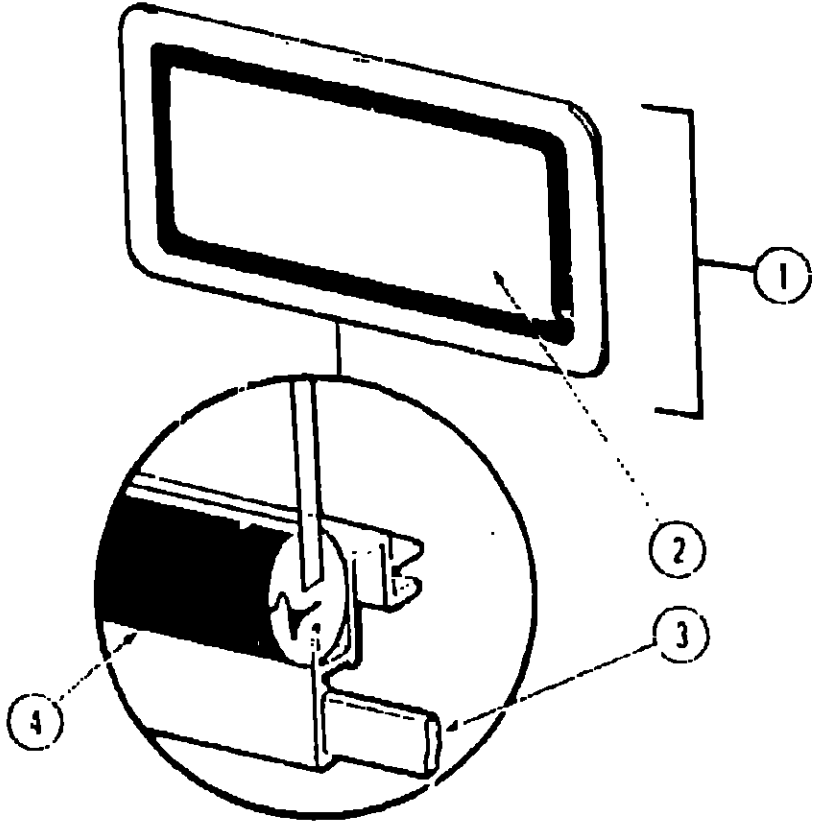
GALLEY SINGLE SLIDER (EXCEL)

Key	Part Number	U/M	Description
1	098647-06-705	EA	Window Asm. - Slider - Horizontal (w/o inside frame)
	098647-06-704	EA	Inside Frame (not included in assembly)
2	098647-06-703	EA	Screen Asm. - w/Spring & Weatherstripping
3	098647-06-702	EA	Sash Asm. - w/Latch & Glass
	098644-01-700	EA	Latch Repair Kit
4	098644-01-708	FT	Pierced Run Channel
5	098644-01-706	FT	Weatherstrip
6	098644-01-705	FT	Glazing Strip
7	098647-06-700	EA	Glass - Stationary - 10.91" x 13.77"
8	098647-06-701	EA	Locking Rail w/Weatherstrip
9	098644-01-711	FT	Weatherstrip - Black For Screen
10	098644-01-713	EA	Screen Clips - Black Plastic
	098644-01-701	EA	Window Splice Plate
	098644-01-702	EA	Screw - # 6 - 32 x 1/4 Pan Head
	098644-01-703	EA	Screw - #6 x 1.50 - Pro Head - Recess - Black
	098644-01-710	FT	Screen Track (12')



1990 IF426RT INDEX

Floor Plan	D-13 - D-14
Accessories Group	D-15 - D-19
Bath Group	D-20 - D-21
Bedroom Group	D-22 - D-24
Chassis Group	E-01 - E-05
Curtain, Cushion & Pad Group	E-06 - E-14
Dinette Group	E-15 - E-16
Driver's Compartment Group	E-17 - E-18
Electrical Group	E-19 - E-21
Exterior Body Group	E-22 - F-02
Galley Group	F-03 - F-07
Heating & Air Conditioning Group	F-08 - F-09
Interior Finish Group	F-10 - F-12
Labels Group	F-13 - F-18
LP Group	F-19
Lounge Group	F-20
Sealants & Fasteners Group	F-21 - F-23
Water & Sewage Group	F-24 - G-01
Window, Vent & Exterior Door Group	G-02 - G-16



FRONT PICTURE WINDOW

Key	Part Number	U/M	Description
1	078533-06-AA3	EA	Window Asm. Front Picture - 15" x 32" - Black (w/o inside frame)
	041938-12-000	EA	Inside Frame - Black (not included in assembly)
2	002200-07-000	EA	Glass - Tempered - Picture Window - 15 3/4" x 32 5/8"
3	069640-06-000	FT	Ribbon Sealer - 5/16" Bead x 15'
4	002281-01-000	EA	Weatherstrip - Self Seal - 06" Panel x 3/16" - Black

BUNK SLANT SLIDER

Key	Part Number	U/M	Description
	098646-02-700	EA	Window - Slant Slider - Driver Side (w/o inside frame)
	098646-01-706	EA	Window - Slant Slider - Passenger Side - (w/o inside frame)
	098646-01-705	EA	Inside Frame - Window (not included in assembly)
	098646-01-702	EA	Glass - Sliding Sash & Lock
	098644-01-700	EA	Latch Repair Kit
	098644-01-716	EA	Filler Plug
	098644-01-705	FT	Glazing Strip
	098644-01-708	FT	Channel - Pierced Run
	098646-01-700	EA	Glass - Stationary - 22 1/2" x 10 7/8"
	098646-01-703	EA	Spacer Track
	098646-01-704	EA	Screen - Window w/Spring & Weatherstrip
	098644-01-701	EA	Splice Plate - Window
	098644-01-702	EA	Screw - Splice - #6 - 3/2 x 1/4 Pan Head
	098644-01-703	EA	Screw - Locking Rail - #6 x 1 1/2" - Black
	098644-01-706	FT	Weatherstripping
	098646-01-701	EA	Rail - Locking w/Weatherstrip
	098644-01-711	FT	Weatherstrip - Screen - Black
	098644-01-713	EA	Spring - Screen Frame - Black Plastic

POWERED ROOF VENT

Key	Part Number	U/M	Description
	090394-01-Y12	EA	Vent Asm. - Roof - Powered
	009440-01-000	EA	Lift Mechanism
	009439-03-000	EA	Extension
	009439-04-000	EA	Screw
	009439-02-000	EA	Knob - Roof Vent - Black
	048649-01-000	EA	Fan - Plastic - 6"
	008195-01-000	EA	Switch - Push Button - 12 Volt
	015911-01-000	EA	Track - Slide - Roof Vent
	002825-01-000	EA	Weatherstrip Seal
	048648-01-000	EA	Motor - 12 Volt
	051384-01-000	EA	Cover Asm. - Roof Vent
	052639-01-200	EA	Hinge - 7" - Roof Vent
	078785-01-Y12	EA	Screen Asm. - Roof Vent - Powered
	002251-02-000	SF	Screen - Window - 16" - Charcoal
	002298-02-000	FT	Spline - Charcoal
	084079-03-000	EA	Vent Asm. - Roof - Powered - Off White - Fantastic

NON-POWERED VENT

Key	Part Number	U/M	Description
	090395-01-Y12	EA	Vent Asm. - Roof - Non-Powered - w/o Screen
	009440-01-000	EA	Lift Mechanism Asm.
	009439-03-000	EA	Extension
	009439-04-000	EA	Screw
	009439-02-000	EA	Knob - Roof Vent - Black
	015911-01-000	EA	Track - Slide - Roof Vent
	002825-01-000	EA	Weatherstrip Seal
	055218-01-000	EA	Cover Asm. - Roof Vent
	052639-01-200	EA	Hinge - 7" - Roof Vent
	078786-01-Y12	EA	Screen Asm. - Charcoal
	002291-02-000	SF	Screen - Window - 16" - Charcoal
	002298-02-000	FT	Spline - Charcoal

1990 ITASCA
TABLE OF CONTENTS

INTRODUCTION	A-01 - A-02
ABBREVIATIONS	A-03
ALPHABETICAL/GROUP REFERENCE	A-04 - A-06
IF424RC	A-07 - D-12
IF426RT	D-13 - G-16
IF427HT	G-17 - K-03

1990 IF426RT INDEX

Floor Plan	D-13 - D-14
Accessories Group	D-15 - D-19
Bath Group	D-20 - D-21
Bedroom Group	D-22 - D-24
Chassis Group	E-01 - E-05
Curtain, Cushion & Pad Group	E-06 - E-14
Dinette Group	E-15 - E-16
Driver's Compartment Group	E-17 - E-18
Electrical Group	E-19 - E-21
Exterior Body Group	E-22 - F-02
Galley Group	F-03 - F-07
Heating & Air Conditioning Group	F-08 - F-09
Interior Finish Group	F-10 - F-12
Labels Group	F-13 - F-18
LP Group	F-19
Lounge Group	F-20
Sealants & Fasteners Group	F-21 - F-23
Water & Sewage Group	F-24 - G-01
Window, Vent & Exterior Door Group	G-02 - G-16