

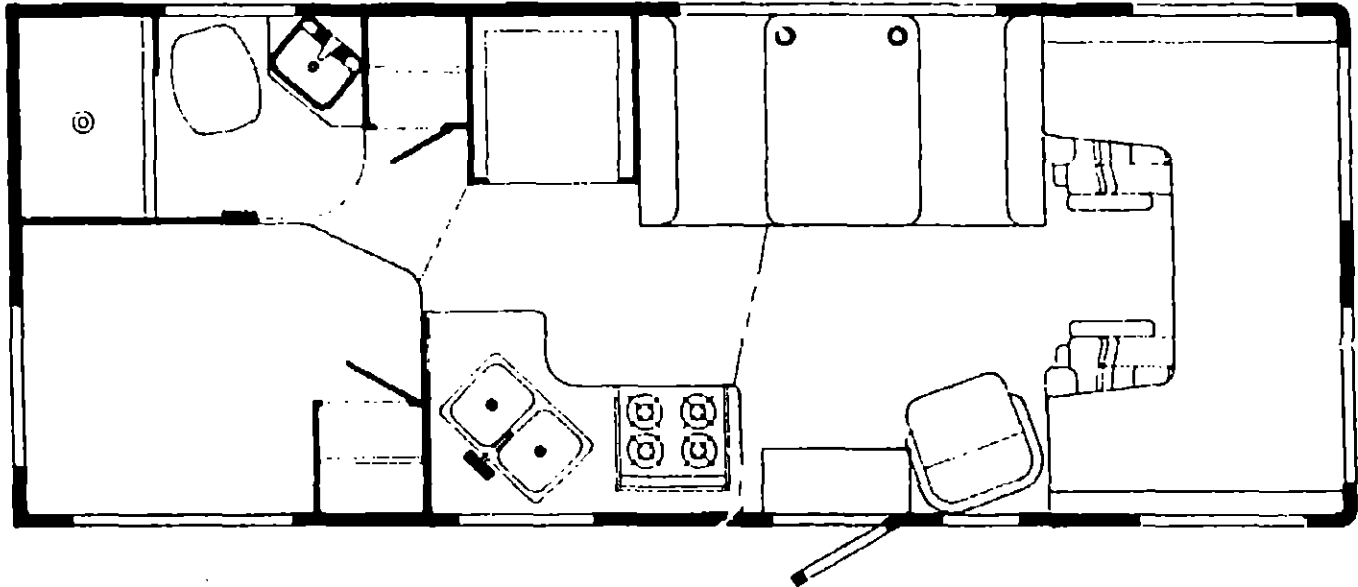
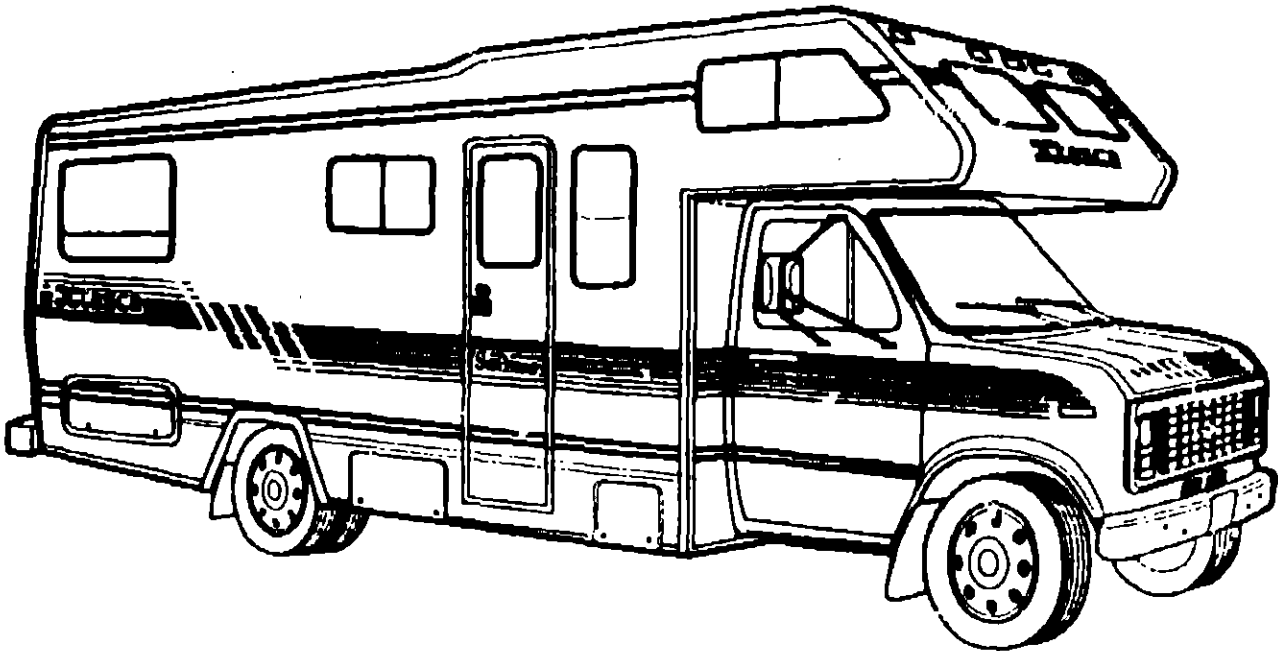
1990 ITASCA
TABLE OF CONTENTS

INTRODUCTION	A-01 - A-02
ABBREVIATIONS	A-03
ALPHABETICAL/GROUP REFERENCE	A-04 - A-06
IF424RC	A-07 - D-12
IF426RT	D-13 - G-16
IF427RT	G-17 - K-03

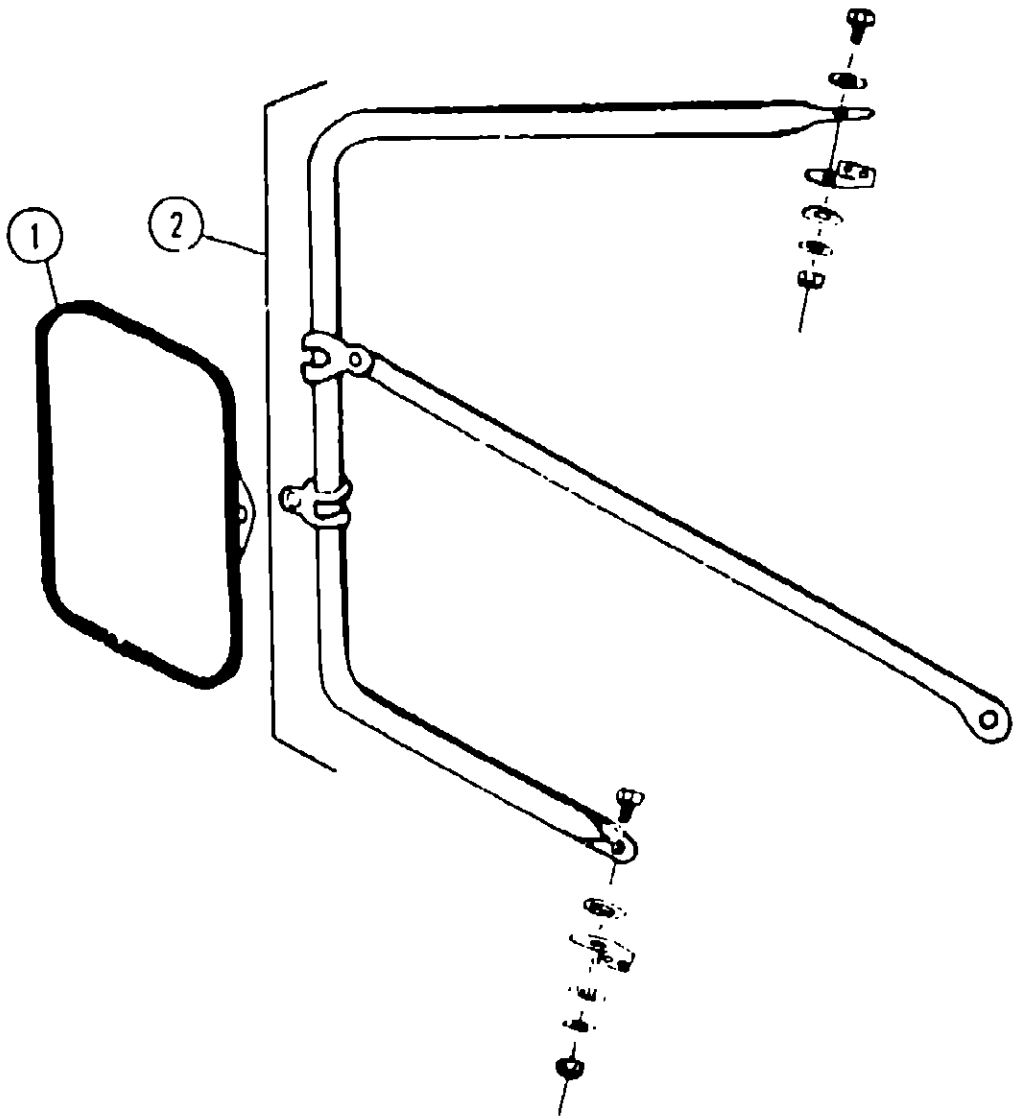
1990
IF424RC

1990 IF424RC INDEX

Floor Plan	A-07 - A-08
Accessories Group	A-09 - A-12
Bath Group	A-13 - A-14
Bedroom Group	A-15
Chassis Group	A-16 - A-20
Curtain, Cushion & Pad Group	A-21 - B-04
Dinette Group	B-05 - B-06
Driver's Compartment Group	B-07 - B-09
Electrical Group	B-10 - B-13
Exterior Body Group	B-14 - B-18
Galley Group	B-19 - B-23
Heating & Air Conditioning Group	B-24 - C-02
Interior Finish Group	C-03 - C-05
Labels Group	C-06 - C-13
LP Group	C-14
Lounge Group	C-15
Sealants & Fasteners Group	C-16 - C-18
Water & Sewage Group	C-19 - C-21
Window, Vent & Exterior Door Group	C-22 - D-11



ACCESSORIES GROUP



EXTERIOR MIRRORS

Key	Part Number	U/M	Description
1	049347-01-000	EA	Mirror Head - 7 1/2" x 10 1/2" - Stainless Steel
	049347-03-000	EA	Mirror Head - 7 1/2" x 10 1/2" - Black
	049347-01-700	EA	Glass - Exterior Mirror - 7 1/2" x 10 1/2"
2	062047-01-000	EA	Arm - West Coast Mirror - Stainless Steel
	006043-01-000	EA	Mirror - Convex - Adhesive Back

WHEEL COVER & MOUNTING HARDWARE

Key	Part Number	U/M	Description
	083181-01-000	EA	Wheel Cover - 16" (Set/4)
	083181-01-700	EA	Wheel Cover - 16" (1)
	083181-04-702	EA	Nut - Cover - 16"
	091209-05-000	EA	Wheel Liner - 16" Dia. - (Set/4) (Option L63)
	091209-05-701	EA	Liner - Rear Only (1)
	091209-05-700	EA	Liner - Front Only (1)
	091209-03-702	EA	Axle Cover - Front - 8 Lug
	091209-03-703	EA	Axle Cover - Rear - 8 Lug
	091209-03-704	EA	Snap Ring - Front or Rear - Lug

Note: Items indented below assemblies are serviceable parts for that assembly.

ACCESSORIES GROUP (CONTINUED)

TV ANTENNA & RELATED COMPONENTS

Key	Part Number	U/M	Description
	076319-01-000	EA	Antenna - TV Roof Mount - 44.5" Mast
	076319-03-000	FT	Cable - Coaxial - 75 OHM
	076319-06-000	EA	Adaptor - Cable - Roof Plate
	076319-09-000	EA	Wallplate - Cable Receptacle - TV - Single - Brown
	076319-11-000	EA	Adaptor - Coaxial w/Splitter
	076319-12-000	EA	Connector - Coaxial - One Piece
	074979-11-000	EA	Shield - Speaker Back - Molded Plastic - Off White
	086777-04-000	EA	Wallplate - TV Cable - w/Antenna Switch
	093252-01-01A	EA	Wallplate - Cable - Beige
	086778-01-000	EA	Receptacle - TV Cable - Exterior w/Cover - Off White
	086778-04-000	EA	Gasket - TV Cable Receptacle
	086756-01-000	EA	Splitter - TV - 2 Way
	082134-01-000	EA	Adapter - TV - Cable To Cable
	087236-01-000	EA	Label - Cable TV Input
	087236-02-000	EA	Label - Cable TV Output

The illustrated parts breakdown for this item is provided on the Common Items Fiche.

RADIO & RELATED COMPONENTS

Key	Part Number	U/M	Description
	089340-01-000	EA	Grille - Speaker - 6.5" Square
	097459-01-000	EA	Radio - AM/FM - w/Cassette
	090982-01-000	EA	Radio - AM/FM - w/Cassette - Electronic Tune
	094979-01-000	EA	Speaker Cover Protector - Plastic
	094097-01-000	EA	Speaker - 5.25" - w/o Grille
	079385-03-000	EA	Radio - Mounting Kit - Ford

TV & VCR COMPONENTS (OPTION L44Y & L49G)

Key	Part Number	U/M	Description
	098446-03-000	EA	VCR - VHS - Cable Ready w/Remote Control - Magnavox #9010
	098446-03-700	EA	Remote Control - Model #9010
	098446-01-700	EA	Remote Control - Model #9815
	098446-02-700	EA	Remote Control - Model #9912
	098447-03-000	EA	TV - 13" Color w/Remote - Model #RR 1337W
	098447-03-700	EA	Remote Control - Model #RR1337W & 1330W
	098447-01-700	EA	Remote Control - Model #RX4029 WA & TXK 4029 CH

Check model of the TV or VCR when ordering the Remote Control.

MISCELLANEOUS ACCESSORIES

Key	Part Number	U/M	Description
	054185-35-000	EA	Owner's Manual - 1990 - Itasca & Winnebago
	094499-01-000	EA	Fire Extinguisher - Dry 1A 10BC (US)
	094499-02-000	EA	Fire Extinguisher - Dry 1A 10BC (CSA)
	094499-01-700	EA	Bracket - Mounting - w/Plastic Strap - Fire Extinguisher
	083219-03-000	EA	Floor Mat - Black - Right
	083219-04-000	EA	Floor Mat - Black - Left
	081075-01-000	EA	Mat - Entrance - "Winnebago"
	072852-01-000	EA	Smoke Detector w/9 Volt Battery
	097716-01-01A	EA	Clock - Wall
	069580-01-000	EA	Lug Wrench - 1" x 1.25" x 16.3"
	069580-02-000	EA	Leverage Bar - 22" - Lug Wrench
	092318-01-000	EA	Binder - 3 Ring - Vendor Manual
	092319-01-000	EA	Page - Plastic Pocket
	098084-13-000	EA	Cassette - Minnie Winnie

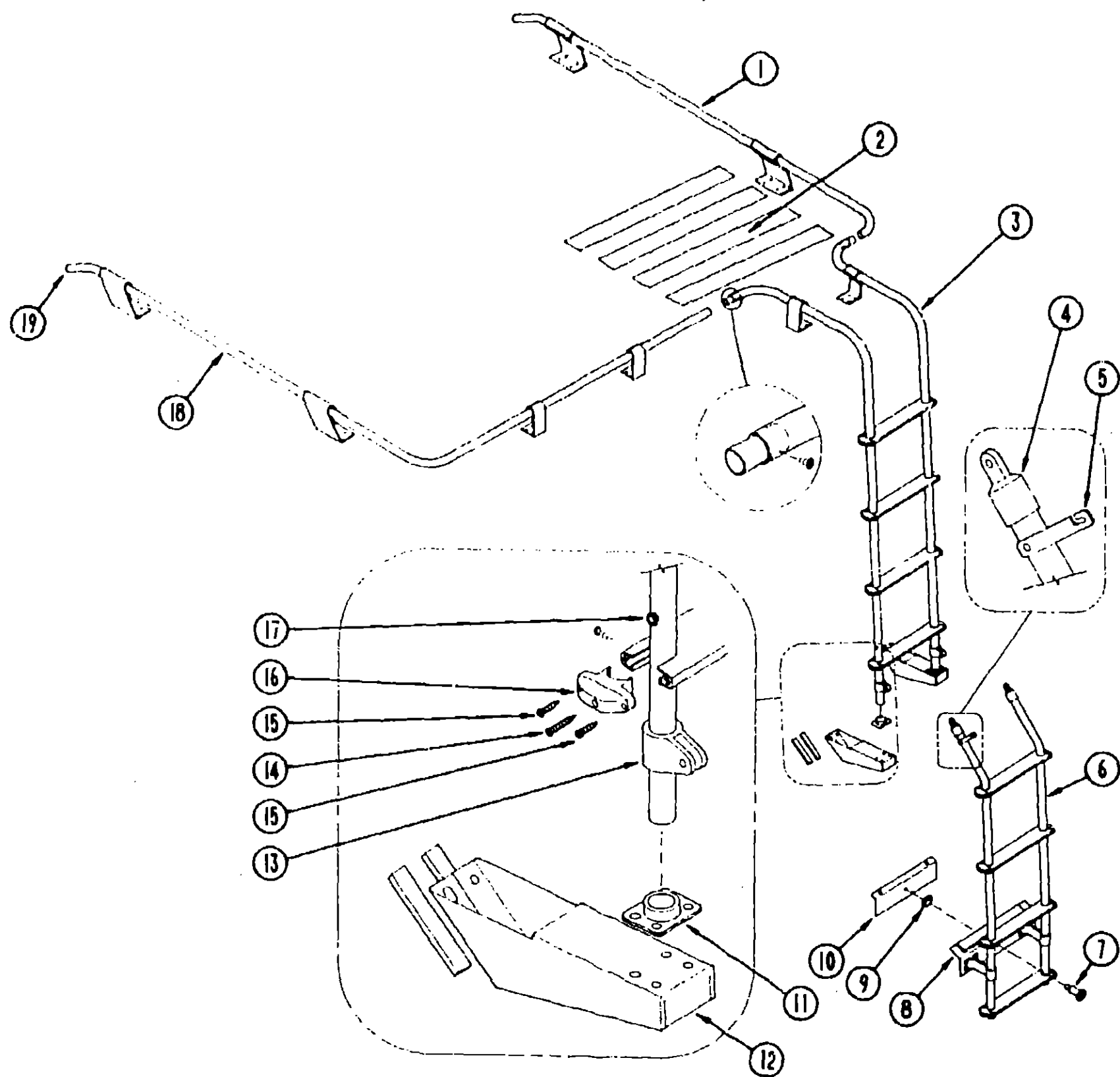
1990 ITASCA
TABLE OF CONTENTS

INTRODUCTION	A-01 - A-02
ABBREVIATIONS	A-03
ALPHABETICAL/GROUP REFERENCE	A-04 - A-06
IF424RC	A-07 - D-12
IF426RT	D-13 - G-16
IF427RT	G-17 - K-03

1990 IF424RC INDEX

Floor Plan	A-07 - A-08
Accessories Group	A-09 - A-12
Bath Group	A-13 - A-14
Bedroom Group	A-15
Chassis Group	A-16 - A-20
Curtain, Cushion & Pad Group	A-21 - B-04
Dinette Group	B-05 - B-06
Driver's Compartment Group	B-07 - B-09
Electrical Group	B-10 - B-13
Exterior Body Group	B-14 - B-18
Galley Group	B-19 - B-23
Heating & Air Conditioning Group	B-24 - C-02
Interior Finish Group	C-03 - C-05
Labels Group	C-06 - C-13
LP Group	C-14
Lounge Group	C-15
Sealants & Fasteners Group	C-16 - C-18
Water & Sewage Group	C-19 - C-21
Window, Vent & Exterior Door Group	C-22 - D-11

ACCESSORIES GROUP (CONTINUED)



ACCESSORIES GROUP (CONTINUED)

RACK & LADDER COMPONENTS

Key	Part Number	U/M	Description
1	081026-01-T03	EA	Rack - Luggage - Passenger Side
2	038327-01-000	EA	Tape - Anti Slip - 2" x 60"
3	080999-01-T03	EA	Ladder - Upper
4	081115-01-000	EA	Cap - Top - 1"
5	080873-01-000	EA	Latch - Ladder - Lower - Gray
6	080997-01-T03	EA	Ladder - Lower
7	081056-01-000	EA	Pin - Quick Release - Single Action - Ladder
8	081152-01-000	EA	Plate - Bumper - Ladder - Lower
9	081055-01-000	EA	Spring Grip - Internal Tooth - Ladder
10	081107-01-000	EA	Bracket - Bumper Pin
11	067165-01-000	EA	Mounting Bracket - Ladder - Lower
12	080868-01-000	EA	Footling - Ladder - Upper
	080870-01-000	EA	Shim - Ladder Footling
13	081116-01-000	EA	Slide Top - Rack & Ladder - 1"
14	000G68-10-36T	EA	Screw - 10-12 x 2.25 POH - Black
15	000G39-06-10T	EA	Screw - SF/DR - 6-20 x 5/8 PPH - Black
16	076980-02-000	EA	End Cap - Step - Black
17	081113-01-000	EA	Bushing - Flange Plastic - White
18	081026-02-T03	EA	Rack - Luggage - Driver Side
19	081114-01-000	EA	Plug - Round - Rack & Ladder Ends - Plastic - 1" Dia.

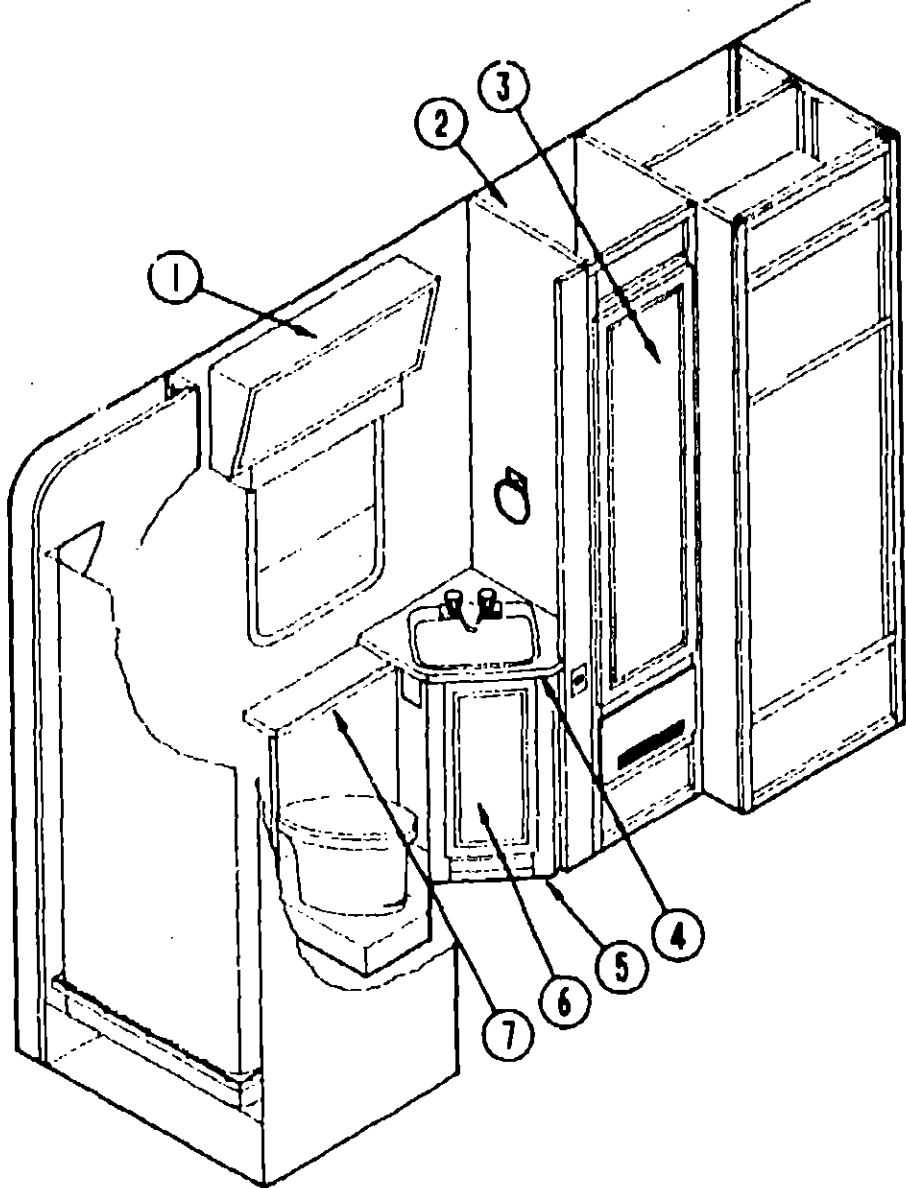
1990 ITASCA
TABLE OF CONTENTS

INTRODUCTION	A-01 - A-02
ABBREVIATIONS	A-03
ALPHABETICAL/GROUP REFERENCE	A-04 - A-06
IF424RC	A-07 - D-12
IF426RT	D-13 - G-16
IF427RT	G-17 - K-03

1990 IF424RC INDEX

Floor Plan	A-07 - A-08
Accessories Group	A-09 - A-12
Bath Group	A-13 - A-14
Bedroom Group	A-15
Chassis Group	A-16 - A-20
Curtain, Cushion & Pad Group	A-21 - B-04
Dinette Group	B-05 - B-06
Driver's Compartment Group	B-07 - B-09
Electrical Group	B-10 - B-13
Exterior Body Group	B-14 - B-18
Galley Group	B-19 - B-23
Heating & Air Conditioning Group	B-24 - C-02
Interior Finish Group	C-03 - C-05
Labels Group	C-06 - C-13
I.P. Group	C-14
Lounge Group	C-15
Sealants & Fasteners Group	C-16 - C-18
Water & Sewage Group	C-19 - C-21
Window, Vent & Exterior Door Group	C-22 - D-11

BATH GROUP



BATH & WARDROBE CABINETRY

Key	Part Number	U/M	Description
1	093446-06-r15	EA	Door Asm. - Medicine Cabinet w/Mirror - w/o Hardware
	058331-32-000	EA	Mirror - Medicine Cabinet Door - 13.6" x 28.3"
	076073-01-000	EA	Cabinet Asm. - Medicine - Almond
	076073-01-700	EA	Travel Lock
2	076387-01-000	EA	Bracket - Medicine Cabinet
	099187-01-AD5	EA	Cabinet Asm. - Wardrobe
3	M88304-83-X08	EA	Door Asm. - Wardrobe Cabinet - 15.5" x 45.4" - w/o Hardware
	058331-03-000	EA	Mirror - Safety Glass - 10" x 42"
4	099186-11-AD5	EA	Countertop Asm. - Lavatory Cabinet (AD5)
4	099186-11-AD6	EA	Countertop Asm. - Lavatory Cabinet (AD6)
4	099186-11-AD7	EA	Countertop Asm. - Lavatory Cabinet (AD7)
5	M99186-01-AD5	EA	Cabinet Asm. - Lavatory - w/Countertop - w/o Doors or Hardware (AD5)
5	M99186-01-AD6	EA	Cabinet Asm. - Lavatory - w/Countertop - w/o Doors or Hardware (AD6)
5	M99186-01-AD7	EA	Cabinet Asm. - Lavatory - w/Countertop - w/o Doors or Hardware (AD7)
6	M88304-D6-X11	EA	Door Asm. - Lavatory Cabinet - 11" x 21.8" - w/o Hardware
7	M02473-01-AD5	EA	Countertop Asm. - Pipe Cover (AD5)
7	M02473-01-AD6	EA	Countertop Asm. - Pipe Cover (AD6)
7	M02473-01-AD7	EA	Countertop Asm. - Pipe Cover (AD7)
	042488-08-000	EA	Door Asm. - Folding - Woven Oak - 75" x 50"
	086924-02-000	EA	Track Asm. - Folding Door - 27.9"
	042488-01-700	EA	Roller & Clamp - Folding Door

BATH GROUP (CONTINUED)

BATH & WARDROBE HARDWARE

Key	Part Number	U/M	Description
	089318-01-000	EA	Door Asm. - Shower - Satin Brass
	089318-01-700	EA	Strap - Shower Door
	089318-01-701	EA	Vinyl Sweep - Shower Door
	089318-01-702	EA	Bushing w/Arm - Shower Door
	075241-04-000	EA	Faucet - Shower - Brass (US)
	011059-04-000	EA	Faucet - Shower (CSA)
	011048-02-000	EA	Shower Head - w/60" Hose (US)
	011048-05-000	EA	Shower Head - w/60" Hose (CSA)
	075606-01-000	EA	Shower Panel - Faucet - Plastic
	M02429-04-000	EA	Shower Pan w/Strainer
	066729-01-000	EA	Strainer - Bathtub Asm.
	066440-01-000	EA	Strainer w/Rubber Washer
	066435-01-000	EA	Nut Strainer - Plastic - Bathtub Asm.
	066436-01-000	EA	Slip Nut - 1.5" Tailpiece - Bathtub Asm.
	069735-01-000	EA	Washer - Tailpiece - 1.5" - Plastic - Bathtub Asm.
	075240-05-000	EA	Faucet - Lavatory - Brass
	091253-01-000	EA	Gasket - Lavatory Faucet
	011069-02-000	EA	Tailpiece - 1.5" x 1.25" x 4" - Plastic
	096927-01-01A	EA	Sink - Rectangular - Ivory Plastic
	075452-02-000	EA	Toilet Tissue Holder - Brass (US)
	00934-01-000	EA	Tissue Holder (CSA)
	073434-02-000	EA	Towel Ring - Bright Brass
	009089-01-000	EA	Clip - Mirror
	009112-01-000	EA	Flange - Clothes Rod - 1"
	075680-02-000	EA	Clothes Rod - Adjustable (Shower)
	094856-03-01A	EA	Track - Shower Door - 28.9"
	067487-01-000	EA	Toilet - Ivory
	093586-03-000	EA	Catch - Spring - Roller
	093586-04-000	EA	Strike - Spring Steel
	059777-02-000	EA	Hinge - Cabinet Door - Brass
	096645-01-000	EA	Pull - Cabinet Brass - Twist - 1.1" x 3.4"
	074493-02-000	EA	Support - Piston Spring - Cabinet Door
* The illustrated parts breakdown for these items can be found in the Interior Finish Group.			
** The illustrated parts breakdown for this item is provided on the Common Items Fiche.			

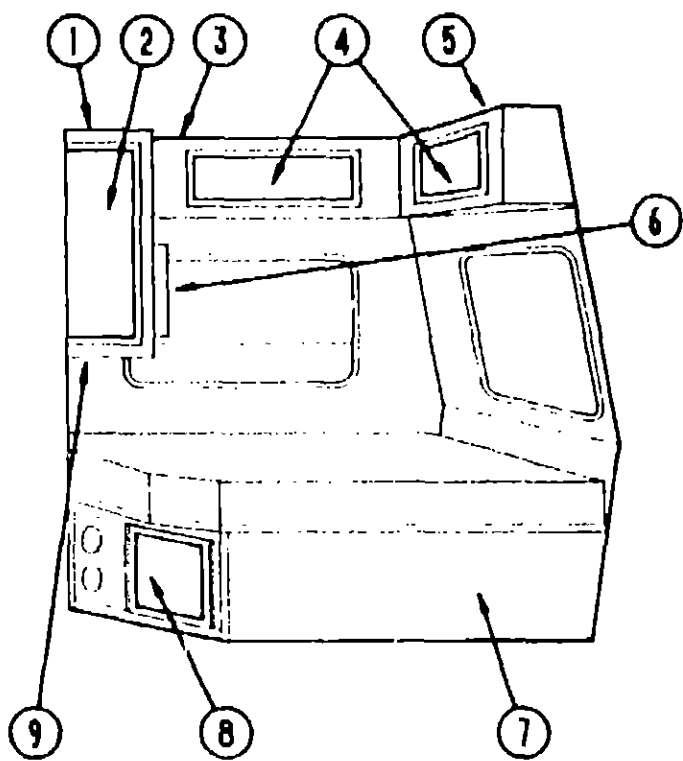
1990 ITASCA
TABLE OF CONTENTS

INTRODUCTION	A-01 - A-02
ABBREVIATIONS	A-03
ALPHABETICAL/GROUP REFERENCE	A-04 - A-06
IF424RC	A-07 - D-12
IF426RT	D-13 - G-16
IF427RT	G-17 - K-03

1990 IF424RC INDEX

Floor Plan	A-07 - A-08
Accessories Group	A-09 - A-12
Bath Group	A-13 - A-14
Bedroom Group	A-15
Chassis Group	A-16 - A-20
Curtain, Cushion & Pad Group	A-21 - B-04
Dinette Group	B-05 - B-06
Driver's Compartment Group	B-07 - B-09
Electrical Group	B-10 - B-13
Exterior Body Group	B-14 - B-18
Galley Group	B-19 - B-23
Heating & Air Conditioning Group	B-24 - C-02
Interior Finish Group	C-03 - C-05
Labels Group	C-06 - C-13
LP Group	C-14
Lounge Group	C-15
Sealants & Fasteners Group	C-16 - C-18
Water & Sewage Group	C-19 - C-21
Window, Vent & Exterior Door Group	C-22 - D-11

BEDROOM GROUP



BEDROOM CABINETRY

Key	Part Number	U/M	Description
1	099189-01-AA5	EA	Cabinet Asm. - Shirt Closet - w/o Door or Hardware
2	M88304-B2-X08	EA	Door Asm. - Shirt Closet - 14.3" x 33.5" - w/o Hardware
3	M81734-01-AD5	EA	Cabinet Asm. - Overhead - w/o Door or Hardware
4	M88304-66-X08	EA	Door Asm. - Overhead - 11.4" x 28.1" - w/o Hardware
5	M99188-01-AD5	EA	Cabinet Asm. - Rear Overhead - w/o Door or Hardware
6	084357-02-W24	EA	TV Stand Asm.
7	M99183-01-AA5	EA	Cabinet Asm. - Double Bed - w/o Doors, Hardware or Top
	M04093-01-AA5	EA	Top - Double Bed Cabinet
	M04093-02-AA5	EA	Top - Double Bed Cabinet
8	M88304-A5-X08	EA	Door Asm. - Double Bed - 12" x 18.7" - w/o Hardware
**8	M88304-L5-AD5	EA	Door Asm. - Double Bed - 12" x 18.7" - w/o Hardware
9	099191-01-AA5	EA	End Cap Asm. - Shirt Closet - Vinyl
	093586-03-000	EA	Catch - Spring - Roller
	093586-04-000	EA	Strike - Spring Steel
	059777-02-000	EA	Hinge - Cabinet Door - Brass
	096645-01-000	EA	Pull - Cabinet Brass - Twist - 1.1" x 3.4"
	074493-02-000	EA	Support - Piston Spring - Cabinet Door
* The illustration for these items can be found in the Interior Finish Group.			
** These parts are used from 11-17-89 on.			

TV STAND & HARDWARE

Key	Part Number	U/M	Description
	084357-02-W24	EA	Stand - Fold Down - TV w/Mirrors
	058331-04-000	EA	Mirror - Safety Glass - 14" x 12.7"
	084356-08-000	EA	Insert - TV Stand w/Support Hinge - Off White
	084356-04-000	EA	Insert - TV Stand - w/Support Hinge - Beige
	084412-01-000	EA	Support - Hinged
	023320-01-000	EA	Pad - Felt - 3/8" Dia.
	084451-01-000	EA	Catch - TV Shelf - Brass
	084413-01-000	EA	Continuous Hinge - Aluminum - 1" x 72" - w/Holes

CHASSIS GROUP

MISCELLANEOUS

Key	Part Number	U/M	Description
	010497-01-000	EA	Clamp - Closed - 5/8" ID
	007181-01-000	EA	Clamp - Hose - Spring Type 1 1/2
	062401-01-000	EA	Clamp - Hose - Wormgear - .22" ID - 1" ID
	062401-02-000	EA	Clamp - Hose - Wormgear - 1.56" ID - 2.5" ID
	062401-03-000	EA	Clamp - Hose - Wormgear - .25" ID - 1" ID
	062401-04-000	EA	Clamp - Hose - Wormgear - .69" ID - 1.25" ID
	062401-05-000	EA	Clamp - Hose - Wormgear - 2" ID - 3" ID
	062401-06-000	EA	Clamp - Hose - Wormgear - .22" ID - .62" ID
	023146-01-000	EA	Clamp - Screw Type - 4"
	077499-01-000	EA	Boot - Battery Terminal - Double Cable
	071015-07-000	EA	Grommet - Rubber - 1" ID x 2.25" OD - w/.06" Groove - Black
	071015-13-000	EA	Grommet - Rubber - .62" ID x 1" OD - w/.09" Groove - Black
	071015-14-000	EA	Grommet - Rubber - .38" ID x 1.25" OD - w/.09" Groove - Black
	071015-17-000	EA	Grommet - Rubber - .38" ID x 1.25" OD - w/.06" Groove - Black
	007063-01-000	FT	Hose - Fuel - 1/4" ID x 1/2" OD
	045731-01-000	EA	Rock Guard - Rear Mud Flap - 8" x 18" (Steel)
	106141-01-000	EA	Mud Flap - Black w/Holes - "Winnebago" Logo - Black
	017516-01-000	EA	Mud Flaps w/Holes - 14" x 18" - Black
	064089-01-700	EA	Mud Flap - Black: Rubber (Set/2)
	079384-05-000	EA	Running Boards - Passenger
	079384-06-000	EA	Running Boards - Driver
	079384-11-000	EA	Hardware Set - Running Boards
	079942-05-000	EA	Shock Absorber - Stabilizer - Front
	079942-06-000	EA	Shock Absorber - Stabilizer - Rear
	076241-01-000	EA	Support Asm. - Step
	077848-01-000	EA	Step Asm. - Entry
	057724-01-000	EA	Wheelwell - Plastic
	008343-01-000	EA	Wire Tie - 6"
	080359-02-000	EA	Step Well Plate - Ford

GENERATORS & COMPONENTS (OPTION L39E)

Key	Part Number	U/M	Description
	100974-02-000	EA	Generator - 4.0 kw - Emerald Plus - FA/26109G
	100974-05-000	EA	Generator - 4.0 kw - Emerald Plus - FN/29237
	093591-01-000	EA	Exhaust Pipe - Generator
	086252-01-000	EA	Exhaust Pipe - w/2 Bolt Holes - Flange
	068322-03-000	EA	Tube - Exhaust - 1.5" ID - 90° - 12.7" Long
	086494-01-000	EA	Bracket - Exhaust - w/Double Bend
	007125-01-000	EA	Clamp - Muffler - 1.62" Dia.
	007125-04-000	EA	Clamp - Muffler - 1.12" Dia.
	007161-01-000	EA	Clamp - Hose - Spring Type - 1 1/2
	007067-01-000	EA	Insulation - Fiberglass - 1"
	078137-02-000	EA	Tray Asm. - Compartment
	086246-01-000	EA	Mounting Tray - Generator
	007063-01-000	EA	Hose - Gas - 1 1/4" I.D. x 1/2" O.D.

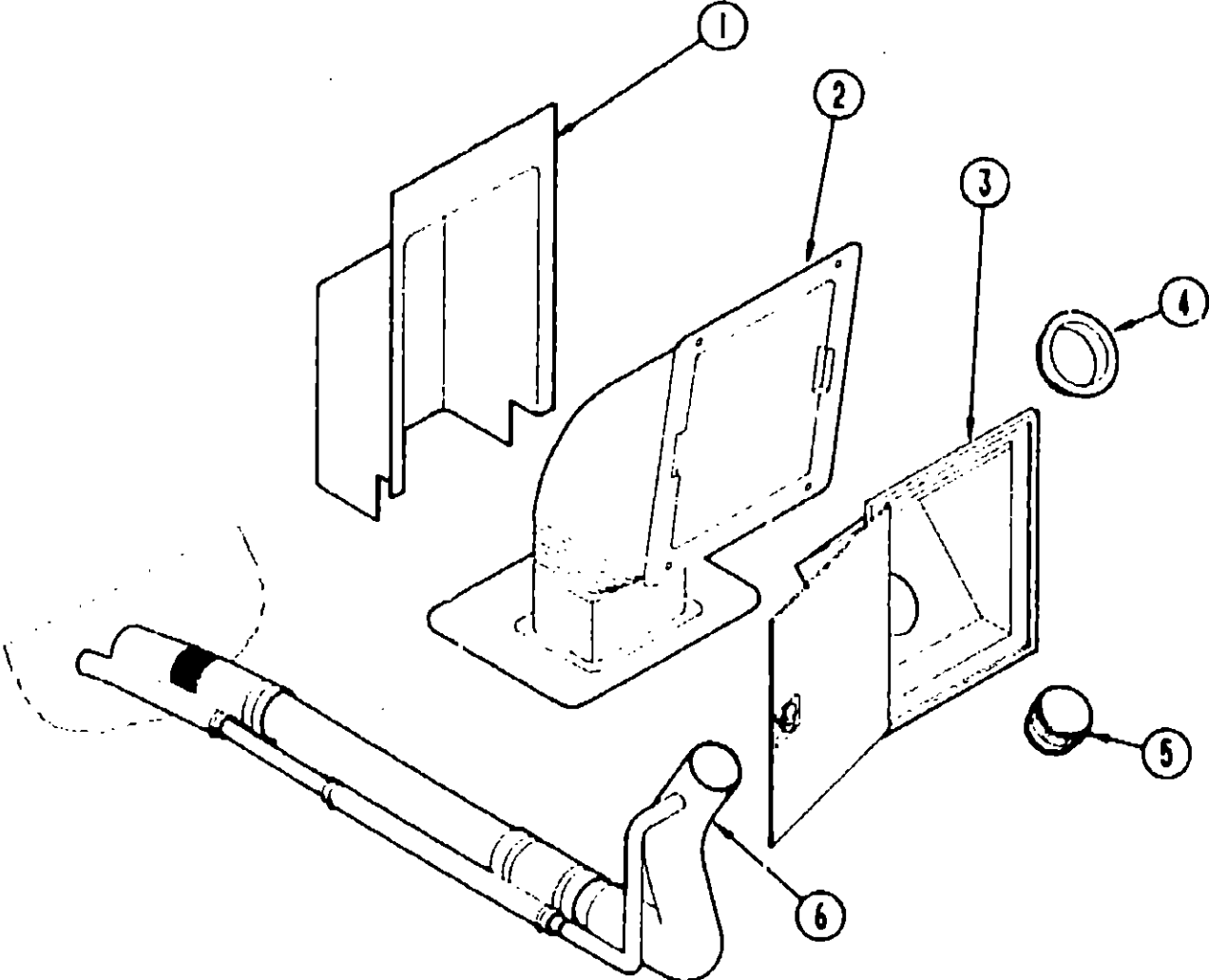
1990 ITASCA
TABLE OF CONTENTS

INTRODUCTION	A-01 - A-02
ABBREVIATIONS	A-03
ALPHABETICAL/GROUP REFERENCE	A-04 - A-06
IF424RC	A-07 - D-12
IF426RT	D-13 - G-16
IF427RT	G-17 - K-03

1990 IF424RC INDEX

Floor Plan	A-07 - A-08
Accessories Group	A-09 - A-12
Bath. Group	A-13 - A-14
Bedroom Group	A-15
Chassis Group	A-16 - A-20
Curtain, Cushion & Pad Group	A-21 - B-04
Dinette Group	B-05 - B-06
Driver's Compartment Group	B-07 - B-09
Electrical Group	B-10 - B-13
Exterior Body Group	B-14 - B-18
Galley Group	B-19 - B-23
Heating & Air Conditioning Group	B-24 - C-02
Interior Finish Group	C-03 - C-05
Labels Group	C-06 - C-13
LP Group	C-14
Lounge Group	C-15
Sealants & Fasteners Group	C-16 - C-18
Water & Sewage Group	C-19 - C-21
Window, Vent & Exterior Door Group	C-22 - D-11

CHASSIS GROUP (CONTINUED)

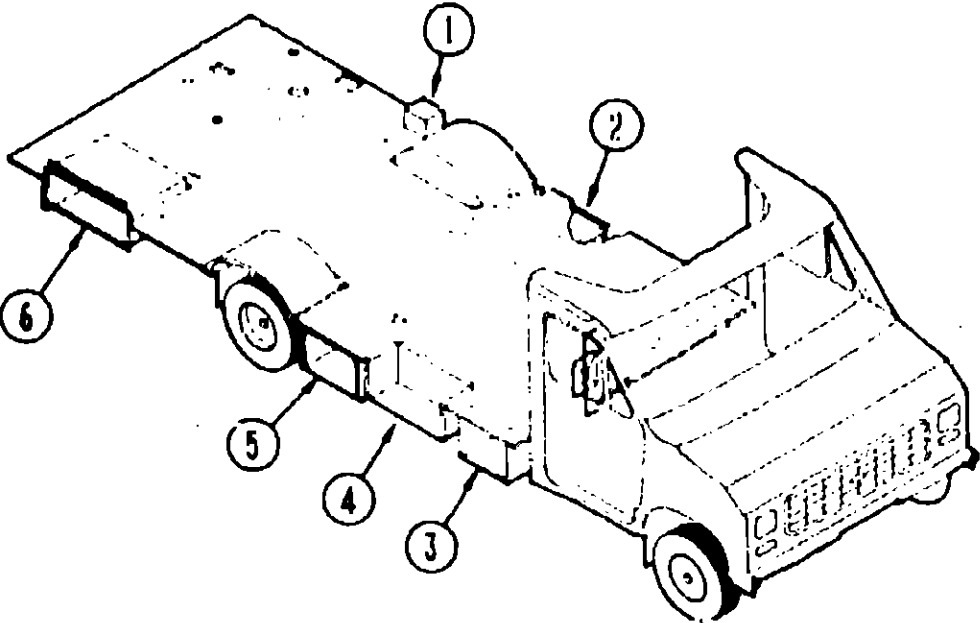


FUEL FILL COMPARTMENT

Key	Part Number	U/M	Description
1	078040-01-000	EA	Shroud - Fuel Fill - Upper
2	083578-01-000	EA	Boot - Fuel Fill
	084235-01-000	EA	Support Flange - Fuel Fill Boot
3	078010-03-000	EA	Door Asm. - Fuel Fill - Off White
4	078200-01-000	EA	Gasket - Fuel Fill
5	NOTE	EA	Fuel Cap
6	081187-03-000	EA	Filler Neck - Fuel Fill
	066732-01-000	FT	Hose - Fuel Fill - .62" ID
	024138-01-000	FT	Hose - Fuel Fill - 5/16" ID
	087205-05-000	EA	Label - Fuel Cap Removal

* This part is chassis supplied.

CHASSIS GROUP (CONTINUED)



STORAGE COMPARTMENTS

Key	Part Number	U/M	Description
1	088580-08-000	EA	Compartment - Power Cord - Black Plastic
2	078781-03-000	EA	Compartment - Storage
3	074889-01-000	EA	Tray - Battery - 19.5" x 19.5" - Steel
3	074994-01-000	EA	Guide - Track - Battery Tray
4	077848-01-000	FA	Step Asm. - Pullout
5	078781-12-000	EA	Compartment - Storage
	085967-01-000	EA	Compartment - Sewer Hose - 6" x 6.6" x 17.8" - Plastic
6	036246-01-000	EA	Tray - Mounting - Generator

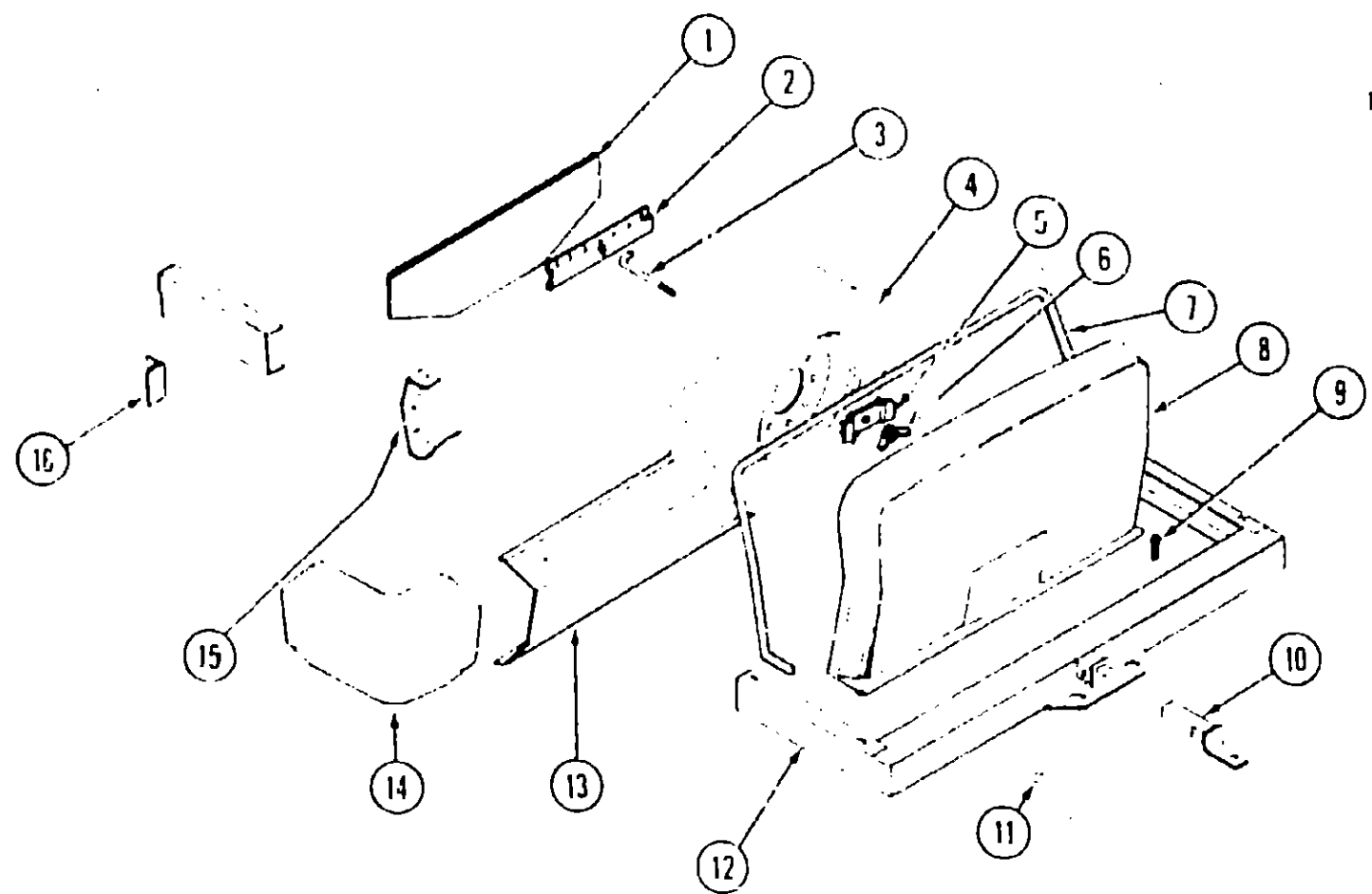
1990 ITASCA
TABLE OF CONTENTS

INTRODUCTION	A-01 - A-02
ABBREVIATIONS	A-03
ALPHABETICAL/GROUP REFERENCE	A-04 - A-06
IF424RC	A-07 - D-12
IF426RT	D-13 - G-16
IF427RT	G-17 - K-03

1990 IF424RC INDEX

Floor Plan	A-07 - A-08
Accessories Group	A-09 - A-12
Bath Group	A-13 - A-14
Bedroom Group	A-15
Chassis Group	A-16 - A-20
Curtain, Cushion & Pad Group	A-21 - B-04
Dinette Group	B-05 - B-06
Driver's Compartment Group	B-07 - B-09
Electrical Group	B-10 - B-13
Exterior Body Group	B-14 - B-18
Galley Group	B-19 - B-23
Heating & Air Conditioning Group	B-24 - C-02
Interior Finish Group	C-03 - C-05
Labels Group	C-06 - C-13
LP Group	C-14
Lounge Group	C-15
Sealants & Fasteners Group	C-16 - C-18
Water & Sewage Group	C-19 - C-21
Window, Vent & Exterior Door Group	C-22 - D-11

CHASSIS GROUP (CONTINUED)



Key	Part Number	U/M	Description
1	077395-01-000	EA	Dust Shield - Spare Tire
2	077403-01-000	EA	Rod Support - Spare Tire
3	077411-01-000	EA	Retaining Rod
4	070917-02-000	EA	Tire - Michelin - Radial
4	070917-04-000	EA	Tire - Radial - Firestone
	083617-01-000	EA	Wheel - 6" x 16" - 8 Holo
	051377-01-000	EA	Valve Stem
	095012-01-000	EA	Extension - Valve Stem - Dual Wheel
	095012-03-000	EA	Extension - Valve Stem - Dual Wheel
	077030-02-000	EA	Extension - Valve Stem - 1.25
5	077399-01-000	EA	Spare Tire Retainer
	077759-01-000	EA	Support Spacer - Spare Tire
6	064081-01-000	EA	Wing Nut
7	077941-01-000	EA	Seal - Tire Cover
8	079165-01-U10	EA	Tire Cover Asm.
	077408-01-000	EA	Lock Asm. - Tire Cover
	077392-01-000	EA	Strike - Latch
	077394-02-000	EA	Support Asm. - Strike
	058027-01-000	FT	Seal - Tire Cover - "D" Section - Sponge Rubber
9	034513-01-000	EA	Pin - Hitch - 3/16" Wire
10	077613-01-000	EA	Drawbar Asm.
11	034512-01-000	EA	Pin - Locking Drawbar
12	077617-02-000	EA	Hitch Asm. - w/o Drawbar
	015365-01-000	EA	Pin - Tire Carrier
13	078584-09-000	EA	Bumper - Rear - Chrome
14	078578-06-000	EA	Bumper - End Cap - Rear - Driver
	078578-05-000	EA	Bumper - End Cap - Rear - Passenger
15	078670-02-000	EA	Bracket Asm. - Bumper Rear
16	078668-01-000	EA	Support Angle - Bumper Rear
	079018-01-000	EA	Strap - Tire Carrier
	078760-02-000	EA	Plate Asm. - Bumper - Mounting - Passenger
	078760-03-000	EA	Plate Asm. - Bumper - Mounting - Driver
	080374-01-000	EA	Plate - Tire Carrier Holder
	076767-02-000	EA	Cable - 1/16" x 16.5" - Stainless Steel
	072463-02-000	EA	Spring Hook - 5/8" Eye

CHASSIS GROUP (CONTINUED)

TRAILER HITCH, SPARE TIRE & REAR BUMPER

1990 ITASCA
TABLE OF CONTENTS

INTRODUCTION	A-01 - A-02
ABBREVIATIONS	A-03
ALPHABETICAL/GROUP REFERENCE	A-04 - A-06
IF424RC	A-07 - D-12
IF426RT	D-13 - G-16
IF427RT	G-17 - K-03

1990 IF424RC INDEX

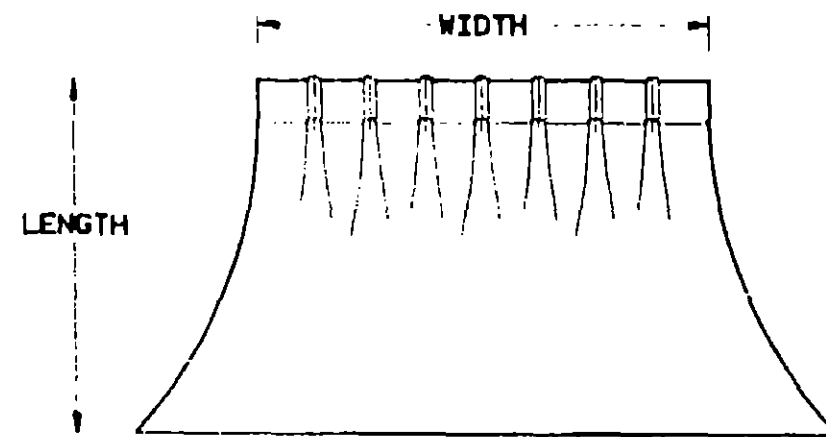
Floor Plan	A-07 - A-08
Accessories Group	A-09 - A-12
Bath Group	A-13 - A-14
Bedroom Group	A-15
Chassis Group	A-16 - A-20
Curtain, Cushion & Pad Group	A-21 - B-04
Dinette Group	B-05 - B-06
Driver's Compartment Group	B-07 - B-09
Electrical Group	B-10 - B-13
Exterior Body Group	B-14 - B-18
Galley Group	B-19 - B-23
Heating & Air Conditioning Group	B-24 - C-02
Interior Finish Group	C-03 - C-05
Labels Group	C-06 - C-13
LP Group	C-14
Lounge Group	C-15
Sealants & Fasteners Group	C-16 - C-18
Water & Sewage Group	C-19 - C-21
Window, Vent & Exterior Door Group	C-22 - D-11

CURTAIN, CUSHION & PAD GROUP

NOTICE

In order to assist our Parts Sales Dept. in providing interior software items, please include the serial number and the color code number from the vehicle certification label when ordering. This label is located on the left sidewall at the end of the dash (A-Body), or on the driver's door latch plate (C-Body).

An example of a color code number is P31, which designates an overall color scheme of a particular unit. The color listed after the item description on the microfiche, indicates the overall unit color. Order the item you desire according to unit color code.



NOTE: Use this illustration when determining length and width measurements for curtains. You will note the width measurement is taken on the top of the curtain with the curtain fully extended. The length measurement is taken from top to bottom.

CURTAIN & BLIND HARDWARE

Key	Part Number	U/M	Description
	048394-02-000	EA	Tape - Hook - .75" Wide - Beige
	048395-02-000	EA	Tape - Loop - .75" Wide - Beige
	080792-01-000	EA	Tape - Hook - 5/8" - Non-Adhesive
	088792-02-000	EA	Tape - Loop - .75" - Adhesive - Beige
	095591-02-000	EA	Bracket - Hold Down w/Pin - Clear Plastic
	091904-01-000	FT	Track - Curtain - Beige
	089335-01-000	FT	Track - Curtain - Brown
	078551-03-000	EA	Track - Metal - Privacy Curtain
	087253-01-000	EA	Pull - Shade - Clear Plastic
	084432-06-000	EA	Slot - Roller Shade - Plastic
	084434-01-000	EA	Bracket - Roller Shade - 1 3/8"
	083170-01-000	EA	Bracket - Installation - Blind - Right
	083170-02-000	EA	Bracket - Installation - Blind - Left
	097565-01-000	EA	Bracket - Mounting - Pleated Blind
	097472-01-ABS	EA	Trim Wood - Window Leg - 31 5"
	091313-01-000	EA	Grommet - Headrest
	046867-01-000	EA	Grommet - Brass - Shower Curtain - 7/16" ID x 1" OD
	094896-02-000	EA	Grommet - Cord - Pleated Blind
	094907-02-000	EA	Hardware - End Cap - EZ Lift - Top
	094907-03-000	EA	Hardware - End Cap - EZ Lift - Bottom
	097591-01-000	EA	Springs - Extension - EZ Lift
	097592-01-000	EA	Spool - Cord - Elevated Blind Holdup - Clear Plastic
	049897-03-000	EA	Curtain Rod - Flat - 66" - 120"
	076827-01-000	EA	Bracket - Leg - 2.9" x 18" - Triangle
	076827-02-000	EA	Bracket - Leg - 2.9" x 18" - Triangle
	081381-01-000	EA	Swivel - Snap Curtain Track Carrier
	059797-02-000	EA	Shell - Button - Plastic - #30
	069734-01-000	EA	Back - Button - Durasnap - #30

A-21

CURTAIN, CUSHION & PAD GROUP (CONTINUED)

ROYALE BUCKET SEAT

Key	Part Number	U/M	Description
	093456-07-AD5	EA	Seat Asm. - Bucket - Driver
	093456-07-AD6	EA	Seat Asm. - Bucket - Driver
	093456-07-AD7	EA	Seat Asm. - Bucket - Driver
	093456-10-AD5	EA	Seat Asm. - Bucket - Driver
	093456-10-AD6	EA	Seat Asm. - Bucket - Driver
	093456-10-AD7	EA	Seat Asm. - Bucket - Driver
	093456-08-AD5	EA	Seat Asm. - Bucket - Passenger
	093456-08-AD6	EA	Seat Asm. - Bucket - Passenger
	093456-08-AD7	EA	Seat Asm. - Bucket - Passenger
	093456-11-AD5	EA	Seat Asm. - Bucket - Passenger
	093456-11-AD6	EA	Seat Asm. - Bucket - Passenger
	093456-11-AD7	EA	Seat Asm. - Bucket - Passenger
	M03445-18-AE6	EA	Cover Asm. - Bucket Seat - Bottom (AD5)
	M03445-18-AE7	EA	Cover Asm. - Bucket Seat - Bottom (AD6)
	M03445-12-AD7	EA	Cover Asm. - Bucket Seat - Bottom (AD7)
	M03445-28-AE6	EA	Cover Asm. - Bucket Seat - Bottom (AD5)
	M03445-28-AE7	EA	Cover Asm. - Bucket Seat - Bottom (AD6)
	M03445-28-AE8	EA	Cover Asm. - Bucket Seat - Bottom (AD7)
	M03445-19-AE6	EA	Cover Asm. - Bucket Seat - Back (AD5)
	M03445-19-AE7	EA	Cover Asm. - Bucket Seat - Back (AD6)
	M03445-19-AD7	EA	Cover Asm. - Bucket Seat - Back (AD7)
	M03445-29-AE6	EA	Cover Asm. - Bucket Seat - Back (AD5)
	M03445-29-AE7	EA	Cover Asm. - Bucket Seat - Back (AD6)
	M03445-29-AE8	EA	Cover Asm. - Bucket Seat - Back (AD7)
	080243-33-AA1	EA	Armrest Asm. - Left (AD5, AD7)
	080243-33-AD1	EA	Armrest Asm. - Left (AD6)
	M80243-33-AA1	EA	Cover Asm. - Left Armrest (AD5, AD7)
	M80243-33-AD1	EA	Cover Asm. - Left Armrest (AD6)
	080243-32-AA1	EA	Armrest Asm. - Right (AD5, AD7)
	080243-32-AD1	EA	Armrest Asm. - Right (AD6)
	M80243-32-AA1	EA	Cover Asm. - Right Armrest (AD5, AD7)
	M80243-32-AD1	EA	Cover Asm. - Right Armrest (AD6)
	096008-28-000	YD	Fabric - Bucket Seat (AD5, AD7) - Plain Blue Velour
	096008-37-000	YD	Fabric - Bucket Seat (AD5) - Dotted Blue Velour
	096008-23-000	YD	Fabric - Bucket Seat (AD6) - Dotted Mauve Velour
	096008-30-000	YD	Fabric - Bucket Seat (AD6) - Plain Rose Velour
	096008-35-000	EA	Fabric - Bucket Seat (AD7) - Woven Blue Velour

FABRIC & FLOOR COVERING

Key	Part Number	U/M	Description
	096008-28-000	YD	Fabric - Upholstery - Plain Velour (AD5)
	096008-30-000	YD	Fabric - Upholstery - Plain Velour (AD6)
	096008-37-000	YD	Fabric - Upholstery - Dotted Velour (AD5)
	096008-23-000	YD	Fabric - Upholstery - Dotted Velour (AD6)
	096008-35-000	YD	Fabric - Upholstery - Woven Velour (AD7)
	096008-18-000	YD	Fabric - Upholstery - Patterned Velour (AD5)
	096008-19-000	YD	Fabric - Upholstery - Patterned Velour (AD6)
	098008-20-000	YD	Fabric - Upholstery - Patterned Weave (AD7)
	088273-41-000	YD	Fabric - Bedspread/Curtain - Patterned (AD5, AD6)
	088273-40-000	YD	Fabric - Bedspread/Curtain - Patterned (AD7)
	072333-70-000	YD	Fabric - Curtain - Plain (AD5)
	072333-71-000	YD	Fabric - Curtain - Plain (AD6)
	072333-72-000	YD	Fabric - Curtain - Plain (AD7)
	081926-01-000	YD	Backing - Quilting - White
	087272-01-000	YD	Lining - Drapery - 48" Ivory
	079680-01-000	YD	Vinyl - Expanded - Buckskin (End Caps)
	079680-09-000	YD	Vinyl - Off White
	047034-02-000	SF	Plastic - Carpet Runner - 4' Wide - Clear Poly
	096060-11-000	SY	Carpet - Amethyst (AD5)
	096060-03-000	SY	Carpet - Eclipse Grey (AD6)
	096060-12-000	SY	Carpet - Tumbleweed (AD7)

A-22

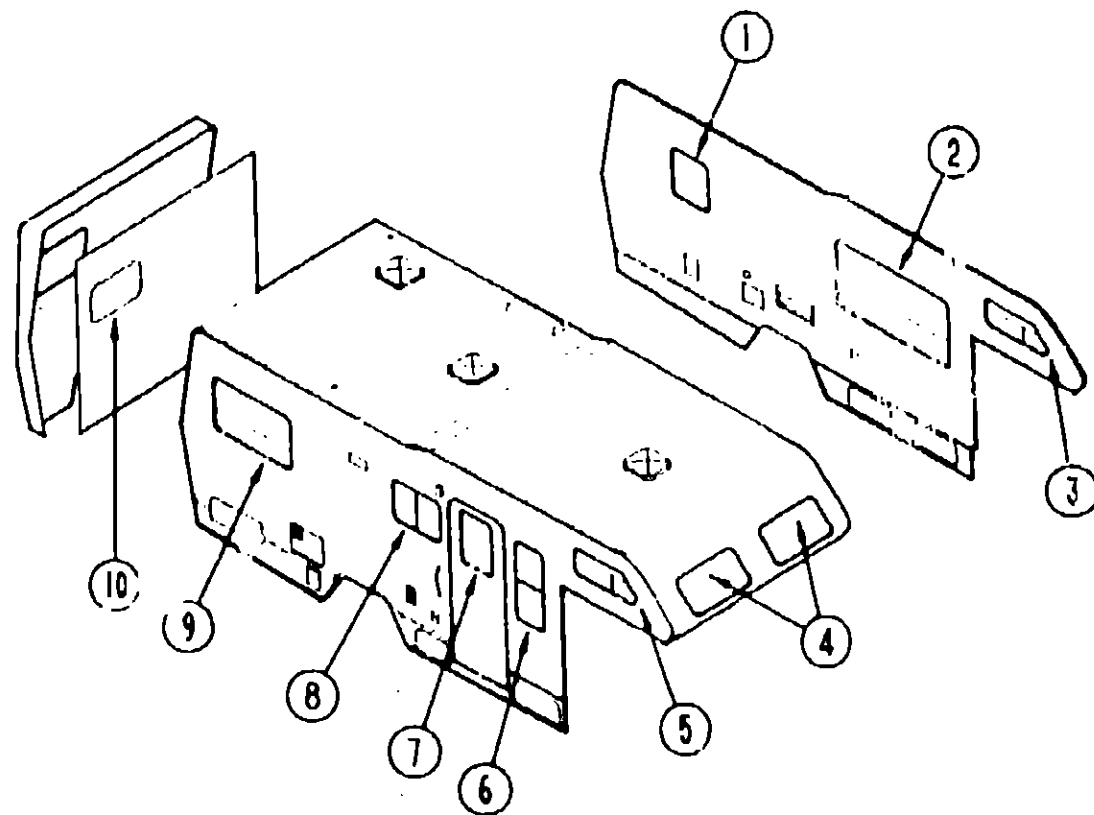
1990 ITASCA TABLE OF CONTENTS

INTRODUCTION	A-01 - A-02
ABBREVIATIONS	A-03
ALPHABETICAL/GROUP REFERENCE	A-04 - A-06
IF424RC	A-07 - D-12
IF426RT	D-13 - G-16
IF427RT	G-17 - K-03

1990 IF424RC INDEX

Floor Plan	A-07 - A-08
Accessories Group	A-09 - A-12
Bath Group	A-13 - A-14
Bedroom Group	A-15
Chassis Group	A-16 - A-20
Curtain, Cushion & Pad Group	A-21 - B-04
Dinette Group	B-05 - B-06
Driver's Compartment Group	B-07 - B-09
Electrical Group	B-10 - B-13
Exterior Body Group	B-14 - B-18
Galley Group	B-19 - B-23
Heating & Air Conditioning Group	B-24 - C-02
Interior Finish Group	C-03 - C-05
Labels Group	C-05 - C-13
LP Group	C-14
Lounge Group	C-15
Sealants & Fasteners Group	C-16 - C-18
Water & Sewage Group	C-19 - C-21
Window, Vent & Exterior Door Group	C-22 - D-11

CURTAIN, CUSHION & PAD GROUP (CONTINUED)



CURTAINS, BLINDS, VALANCES & TIEBACKS

Key	Part Number	U/M	Description
1	096916-15-AD5	EA	Valance Asm. w/Fabric - 22.5" (AD5)
1	096916-15-AD6	EA	Valance Asm. w/Fabric - 22.5" (AD6)
1	096916-14-AE3	EA	Valance Asm. w/Fabric - 22.5" (AD7)
1	093475-36-03A	EA	Blind - Mini - 18.5" x 27.5" Drop (AD5/AD6)
1	093475-36-04A	EA	Blind - Mini - 18.5" x 27.5" Drop (AD7)
1	093475-36-05A	EA	Blind - Mini - 18" x 27.5" Drop (AD5/AD6)
1	093475-36-06A	EA	Blind - Mini - 18.5" x 27.5" Drop (AD7)
2	096916-02-AE1	EA	Valance Asm. - w/Trim - 65.5" (AD5)
2	096916-02-AE2	EA	Valance Asm. - w/Trim - 65.5" (AD6)
2	096916-05-AE3	EA	Valance Asm. - w/Trim - 65.5" (AD7)
2	089058-39-AE1	EA	Leg Asm. - w/Hole & Trim - Front (AD5)
2	089058-39-AE2	EA	Leg Asm. - w/Hole & Trim - Front (AD6)
2	089058-27-AE3	EA	Leg Asm. - w/Hole & Trim - Front (AD7)
2	089058-40-AE1	EA	Leg Asm. - w/Hole & Trim - Rear (AD5)
2	089058-40-AE2	EA	Leg Asm. - w/Hole & Trim - Rear (AD6)
2	089058-28-AE3	EA	Leg Asm. - w/Hole & Trim - Rear (AD7)
2	093475-11-05A	EA	Blind - Mini - 57.5" x 33" Drop (AD5/AD6)
2	093475-11-06A	EA	Blind - Mini - 57.5" x 33" Drop (AD7)
2	093475-11-01A	EA	Blind - Mini - 57.5" x 33" Drop (AD5/AD6)
2	093475-11-07A	EA	Blind - Mini - 57.5" x 33" Drop (AD7)
3	097878-10-AD5	EA	Valance Asm. - Angled w/Trim - 5.5" x 34" - Drivers Side
3	097878-10-AD6	EA	Valance Asm. - Angled w/Trim - 5.5" x 34" - Driver Side
3	097878-10-AD7	EA	Valance Asm. - Angled w/Trim - 5.5" x 34" - Driver Side
3	073304-64-AD3	EA	Curtain Asm. - w/Snap Top - 18" x 25" (AD5)
3	073304-64-AA4	EA	Curtain Asm. - w/Snap Top - 18" x 25" (AD6)
3	073304-64-AD4	EA	Curtain Asm. - w/Snap Top - AD7)
4	097878-01-AD5	EA	Valance Asm. - w/Trim - 7" x 85.5"
4	097878-01-AD6	EA	Valance Asm. - w/Trim - 7" x 85.5"
4	097878-01-AD7	EA	Valance Asm. - w/Trim - 7" x 85.5"
4	073304-63-AD3	EA	Curtain Asm. - w/Snap Top - 21" x 45" (AD5)
4	073304-63-AA4	EA	Curtain Asm. - w/Snap Top - 21" x 45" (AD6)
4	073304-63-AD4	EA	Curtain Asm. - w/Snap Top - 21" x 45" (AD7)
5	097878-09-AD5	EA	Valance Asm. - Angled w/Trim - 5.5" x 34" - Passenger Side
5	097878-09-AD6	EA	Valance Asm. - Angled w/Trim - 5.5" x 34" - Passenger Side
5	097878-09-AD7	EA	Valance Asm. - Angled w/Trim - 5.5" x 34" - Passenger Side
5	073304-64-AD3	EA	Curtain Asm. - w/Snap Top - 18" x 25" (AD5)
5	073304-64-AA4	EA	Curtain Asm. - w/Snap Top - 18" x 25" (AD6)
5	073304-64-AD4	EA	Curtain Asm. - w/Snap Top - 18" x 25" (AD7)

A-23

CURTAIN, CUSHION & PAD GROUP (CONTINUED)

CURTAINS, BLINDS, VALANCES & TIEBACKS (CONT.)

Key	Part Number	U/M	Description
6	093467-04-AD5	EA	Valance Asm. - Lounge/Entrance Door - 52.2"
6	093467-04-AD6	EA	Valance Asm. - Lounge/Entrance Door - 52.2"
6	093467-05-AD7	EA	Valance Asm. - Lounge/Entrance Door - 52.2"
6	093475-31-03A	EA	Mini Blind - 17.5" x 42" Drop (AD5,AD6)
6	093475-31-04A	EA	Mini Blind - 17.5" x 42" Drop (AD7)
6	093475-31-05A	EA	Mini Blind - 17.5" x 42" Drop (AD5,AD6)
6	093475-31-06A	EA	Mini Blind - 17.5" x 42" Drop (AD7)
7	084755-61-AE1	EA	Pull Shade - 27.25" (AD5)
7	084755-57-AE2	EA	Pull Shade - 27.25" (AD6)
7	084755-57-AD7	EA	Pull Shade - 27.25"
8	096916-04-AE1	EA	Valance Asm. - w/Trim - 29.5" (AD5)
8	096916-04-AE2	EA	Valance Asm. - w/Trim - 29.5" (AD6)
8	096916-07-AE3	EA	Valance Asm. - w/Trim - 29.5" (AD7)
8	093475-32-03A	EA	Blind - Mini - 27" x 18.5" Drop (AD5,AD6)
8	093475-32-04A	EA	Blind - Mini - 27" x 18.5" Drop (AD7)
8	093475-32-05A	EA	Blind - Mini - 27" x 18.5" (AD5,AD6)
8	093475-32-06A	EA	Blind - Mini - 27" x 18.5" Drop (AD7)
9	093453-38-AD5	EA	Valance Asm. w/Gathers - 45"
9	093453-55-AD6	EA	Valance Asm. w/Gathers - 45"
9	093453-41-AE3	EA	Valance Asm. w/Gathers - 45" (AD7)
9	089058-71-AD5	EA	Leg Asm. w/Gathers - 28" - Rear
9	089058-75-AD6	EA	Leg Asm. w/Gathers - 28" - Rear
9	089058-72-AD7	EA	Leg Asm. w/Gathers - 28" - Rear
9	089058-54-AD5	EA	Leg Asm. w/Gathers - 28" - Front
9	089058-18-AD6	EA	Leg Asm. w/Gathers - 28" - Front
9	083058-60-AE3	EA	Leg Asm. w/Gathers - 28" - Front (AD7)
9	084755-65-AE7	EA	Pull Shade - 39.25" (AD5,AD6)
9	084755-65-AD7	EA	Pull Shade - 39.25"
10	093453-57-AD5	EA	Valance Asm. w/Gathers - 31.7" Drop
10	093453-53-AD6	EA	Valance Asm. w/Gathers - 31.7" Drop
10	093453-58-AD7	EA	Valance Asm. w/Gathers - 31.7" Drop
10	089058-53-AD5	EA	Leg Asm. w/Gathers - 28" Driver Side
10	089058-17-AD6	EA	Leg Asm. w/Gathers - 28" Driver Side
10	089058-59-AE3	EA	Leg Asm. w/Gathers - 28" - Driver Side
10	089058-54-AD5	EA	Leg Asm. w/Gathers - 28" - Passenger Side
10	089058-18-AD6	EA	Leg Asm. w/Gathers - 28" - Passenger Side
10	089058-60-AE3	EA	Leg Asm. w/Gathers - 28" - Passenger Side (AD7)
10	084755-57-A83	EA	Pull Shade - 27.25" (AD5)
10	084755-57-AE2	EA	Pull Shade - 27.25" (AD6)
10	084755-57-AD7	EA	Pull Shade - 27.25"
	073304-26-AD3	EA	Curtain Asm. - 54" x 40" (AD5)
	073304-26-AA4	EA	Curtain Asm. - 54" x 40" (AD6)
	073304-26-AD4	EA	Curtain Asm. - 54" x 40" (AD7)
	093452-01-AD3	EA	Curtain Asm. w/Snap Top - 48" x 50" (Passenger) (AD5)
	093452-01-AA4	EA	Curtain Asm. - w/Snap Top - 48" x 50" (Passenger) (AD6)
	093452-01-AD4	EA	Curtain Asm. - w/Snap Top - 48" x 50" (Passenger) (AD7)
	093452-02-AD3	EA	Curtain Asm. w/Snap Top - 48" x 50" (Driver) (AD5)
	093452-02-AA4	EA	Curtain Asm. - w/Snap Top - 48" x 50" (Driver) (AD6)
	093452-02-AD4	EA	Curtain Asm. - w/Snap Top - 48" x 50" (Driver) (AD7)
	073295-04-AD5	EA	Curtain Asm. w/Snap Top - Front Wraparound - 23" x 64" - Driver
	073295-04-AD6	EA	Curtain Asm. w/Snap Top - Front Wraparound - 23" x 64" - Driver
	073295-04-AD7	EA	Curtain Asm. w/Snap Top - Front Wraparound - 23" x 64" - Driver
	073295-06-AD5	EA	Curtain Asm. w/Snap Top - Front Wraparound - 23" x 64" - Passenger
	073295-06-AD6	EA	Curtain Asm. w/Snap Top - Front Wraparound - 23" x 64" - Passenger
	073295-06-AD7	EA	Curtain Asm. w/Snap Top - Front Wraparound - 23" x 64" - Passenger
	073260-07-AD3	EA	Tieback Asm. - 2" x 16" (Front Bunk Window) (AD5)
	073260-07-AA7	EA	Tieback Asm. - 2" x 16" (Front Bunk Window) (AD6)
	073260-07-AD4	EA	Tieback Asm. - 2" x 16" (Front Bunk Window) (AD7)
	073260-41-AD3	EA	Tieback Asm. - 2" x 16" (Side Bunk Window) (AD5)
	073260-41-AA4	EA	Tieback Asm. - 2" x 16" (Side Bunk Window) (AD6)
	073260-41-AD4	EA	Tieback Asm. - 2" x 16" (Side Bunk Window) (AD7)
	073260-23-AD3	EA	Tieback Asm. - 3" x 18" (Front Wraparound) (AD5)
	073260-23-AA4	EA	Tieback Asm. - 3" x 18" (Front Wraparound) (AD6)
	073260-23-AD4	EA	Tieback Asm. - 3" x 18" (Front Wraparound) (AD7)
	078394-01-000	FT	Trim - Half Round - 7/16" - Vinyl - Gold

*NOTE: These parts were used from 12-04-89 on.

1990 ITASCA
TABLE OF CONTENTS

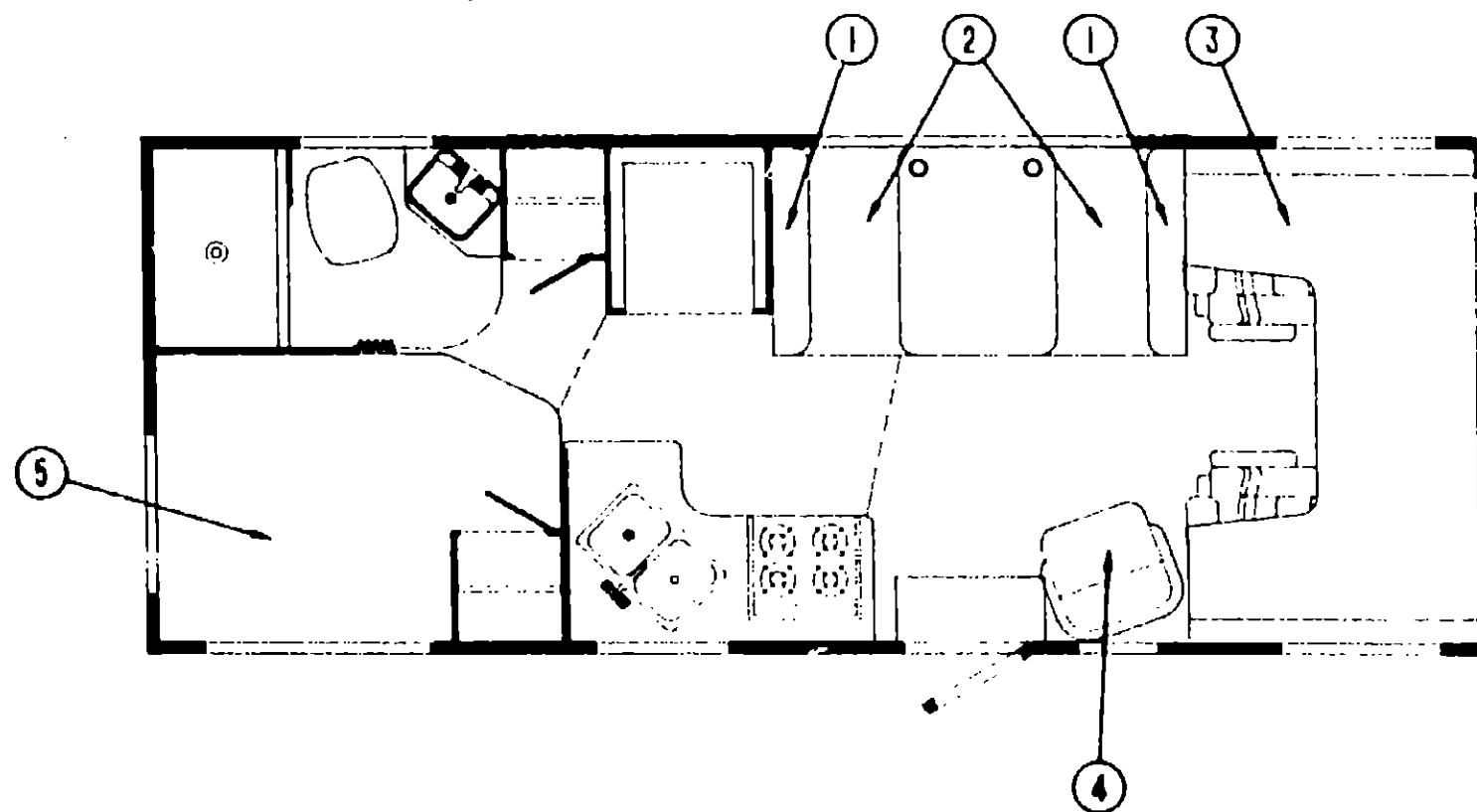
INTRODUCTION	A-01 - A-02
ABBREVIATIONS	A-03
ALPHABETICAL/GROUP REFERENCE	A-04 - A-06
IF424RC	A-07 - D-12
IF426RT	D-13 - G-16
IF427RT	G-17 - K-03

1990 IF424RC INDEX

Floor Plan	A-07 - A-08
Accessories Group	A-09 - A-12
Bath Group	A-13 - A-14
Bedroom Group	A-15
Chassis Group	A-16 - A-20
Curtain, Cushion & Pad Group	A-21 - B-04
Dinette Group	B-05 - B-06
Driver's Compartment Group	B-07 - B-09
Electrical Group	B-10 - B-13
Exterior Body Group	B-14 - B-18
Galley Group	B-19 - B-23
Heating & Air Conditioning Group	B-24 - C-02
Interior Finish Group	C-03 - C-05
Labels Group	C-06 - C-13
LP Group	C-14
Lounge Group	C-15
Sealants & Fasteners Group	C-16 - C-18
Water & Sewage Group	C-19 - C-21
Window, Vent & Exterior Door Group	C-22 - D-11

A-24

CURTAIN, CUSHION & PAD GROUP (CONTINUED)



DINETTE CUSHION

Key	Part Number	U/M	Description
1	088927-50-AE6	EA	Cushion Asm. - Dinette Back - 13.5" x 38" x 5" (AD5)
1	088927-50-AE7	EA	Cushion Asm. - Dinette Back - 13.5" x 38" x 5" (AD6)
1	088927-49-AE8	EA	Cushion Asm. - Dinette Back - 13.5" x 38" x 5" (AD7)
	M88927-50-AE6	EA	Cover Asm. - Dinette Back Cushion (AD5)
	M88927-50-AE7	EA	Cover Asm. - Dinette Back Cushion (AD6)
	M88927-49-AE8	EA	Cover Asm. - Dinette Back Cushion (AD7)
*1	088927-64-AE6	EA	Cushion Asm. - Dinette Back - 15" x 38" x 5" (AD5)
*1	088927-64-AE7	EA	Cushion Asm. - Dinette Back - 15" x 38" x 5" (AD6)
*1	088927-63-AE8	EA	Cushion Asm. - Dinette Back - 15" x 38" x 5" (AD7)
*	M88927-64-AE6	EA	Cover Asm. - Dinette Back Cushion (AD5)
*	M88927-64-AE7	EA	Cover Asm. - Dinette Back Cushion (AD6)
*	M88927-63-AE8	EA	Cover Asm. - Dinette Back Cushion (AD7)
2	088927-51-AE6	EA	Cushion Asm. - Dinette Seat - 22" x 38" x 5" (AD5)
2	088927-51-AE7	EA	Cushion Asm. - Dinette Seat - 22" x 38" x 5" (AD6)
2	088927-40-AE8	EA	Cushion Asm. - Dinette Seat - 22" x 38" x 5" (AD7)
	M88927-51-AE6	EA	Cover Asm. - Dinette Seat Cushion (AD5)
	M88927-51-AE7	EA	Cover Asm. - Dinette Seat Cushion (AD6)
	M88927-40-AE8	EA	Cover Asm. - Dinette Seat Cushion (AD7)
	096008-37-000	YD	Fabric - Dinette Cushions (AD5)
	096008-23-000	YD	Fabric - Dinette Cushions (AD6)
	096008-20-000	YD	Fabric - Dinette Cushions (AD7)
	079680-09-000	YD	Vinyl - Off White

These parts are used from 11/27/89 on

CURTAIN, CUSHION & PAD GROUP (CONTINUED)

FRONT BUNK


Key	Part Number	U/M	Description
3	073310-06-AD5	EA	Cushion Asm. - Front Bunk - 22" x 31" x 76" x 4"
3	073310-06-AD6	EA	Cushion Asm. - Front Bunk - 22" x 31" x 76" x 4"
3	073310-07-AD7	EA	Cushion Asm. - Front Bunk - 22" x 31" x 76" x 4"
	M73310-06-AD5	EA	Cover Asm. - Front Bunk Cushion
	M73310-06-AD6	EA	Cover Asm. - Front Bunk Cushion
	M73310-07-AD7	EA	Cover Asm. - Front Bunk Cushion
	096008-37-000	YD	Fabric - Front Bunk Cushion (AD5)
	096008-19-000	YD	Fabric - Front Bunk Cushion - Pattern Velour(AD6)
	096008-23-000	YD	Fabric - Front Bunk Cushion - Dotted Velour(AD6)
	096008-20-000	YD	Fabric - Front Bunk Cushion (AD7)

SWIVEL CHAIR

Key	Part Number	U/M	Description
4	085059-02-AE5	EA	Chair Asm. - Celebrity (AD5)
4	085059-02-AE7	EA	Chair Asm. - Celebrity (AD6)
4	085059-02-AE8	EA	Chair Asm. - Celebrity (AD7)
	085187-02-AE6	EA	Skirt Asm. (AD5)
	085187-02-AE7	EA	Skirt Asm. (AD6)
	085187-02-AE8	EA	Skirt Asm. (AD7)
	088245-03-000	EA	Plate - Non-Tilt - Swivel w/Lock
	088245-01-000	EA	Base w/Legs - Chair
	088245-06-000	EA	Extension - 7"
	090354-01-000	EA	Frame - Swivel Chair - Steel
	096008-18-000	YD	Fabric - Swivel Chair (AD5)
	096008-19-000	YD	Fabric - Swivel Chair (AD6)
	096008-20-000	YD	Fabric - Swivel Chair (AD7)

DOUBLE BED & MATTRESS

Key	Part Number	U/M	Description
5	098176-08-000	EA	Mattress - Innerspring - 53" x 74"
	092371-14-AD5	EA	Bedspring - Double Bed
	092371-14-AD6	EA	Bedspring - Double Bed
	092371-14-AD7	EA	Bedspring - Double Bed
	081997-05-AE6	EA	Pillow Sham (AD5, AD6)
	081997-05-AE8	EA	Pillow Sham (AD7)
	088273-41-000	YD	Fabric - Bedspring (AD5, AD6)
	088273-40-000	YD	Fabric - Bedspring (AD7)



Key	Part Number	U/M	Description
1	029130-01-000	EA	Socket - Snap Fastener
2	029155-01-000	EA	Cap - Snap - 15b" Dia. x 17" Barrel
3	029156-01-000	EA	Socket - Snap Fastener
4	029092-01-000	EA	Stud - Nickel Finish
5	029093-01-000	EA	Eyelet - Nickel Finish

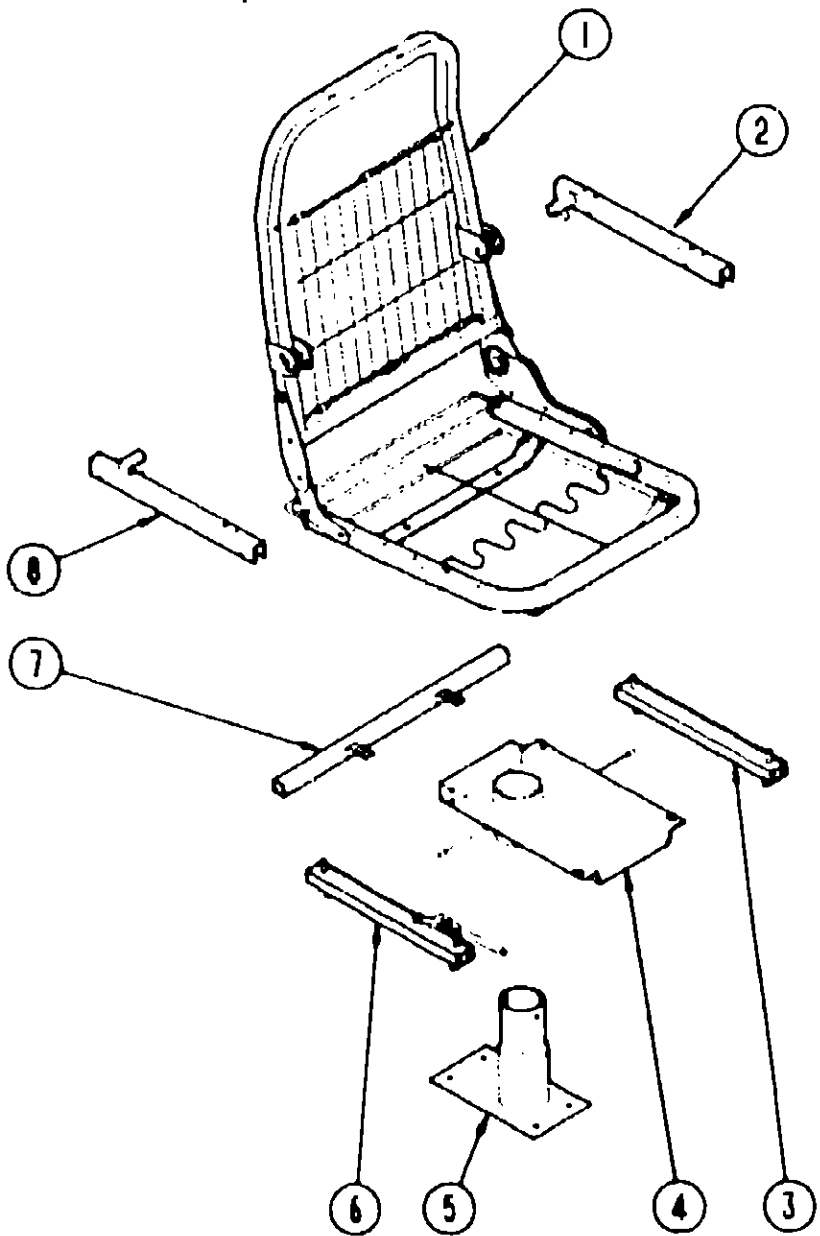
1990 ITASCA
TABLE OF CONTENTS

INTRODUCTION	A-01 - A-02
ABBREVIATIONS	A-03
ALPHABETICAL/GROUP REFERENCE	A-04 - A-05
IF424RC	A-07 - D-12
IF426RT	D-13 - G-16
IF427RT	G-17 - K-03

1990 IF424RC INDEX

Floor Plan	A-07 - A-08
Accessories Group	A-09 - A-12
Bath Group	A-13 - A-14
Bedroom Group	A-15
Chassis Group	A-16 - A-20
Curtain, Cushion & Pad Group	A-21 - B-04
Dinette Group	B-05 - B-06
Driver's Compartment Group	B-07 - B-09
Electrical Group	B-10 - B-13
Exterior Body Group	B-14 - B-18
Galley Group	B-19 - B-23
Heating & Air Conditioning Group	B-24 - C-02
Interior Finish Group	C-03 - C-05
Labels Group	C-06 - C-13
LP Group	C-14
Lounge Group	C-15
Sealants & Fasteners Group	C-16 - C-18
Water & Sewage Group	C-19 - C-21
Window, Vent & Exterior Door Group	C-22 - D-11

CURTAIN, CUSHION & PAD GROUP (CONTINUED)



BUCKET SEAT HARDWARE

Key	Part Number	U/M	Description
1	MB0906-01-000	EA	Frame Asm - Bucket Seat
2	081286-02-000	EA	Frame - Armrest - Left
3	069246-02-000	EA	Adjuster Asm - Seat w/o lock
4	069585-27-000	EA	Top Plate - Non-Powered Seat
5	069585-02-000	EA	Sub Plate - Base - Bucket Seat - 12" x 13"
6	069246-01-000	EA	Adjuster Asm - Seat w/lock
7	069585-29-000	EA	Seat Belt Bar - 20"
8	081268-01-000	EA	Frame - Armrest - Right
	080730-02-000	EA	Recliner - Seat Back - Left Hand
	080730-03-700	EA	Handle Kit - Recliner
	080730-04-000	EA	Screw - Recliner Handle
	080730-05-000	EA	Shoulder Recliner
	089368-04-000	EA	Frame - Cable - Remote - Swivel
	097683-01-000	EA	Bracket Mount - Swivel Remote
	081361-01-000	EA	Roller - Armrest - Metal

CURTAIN, CUSHION & PAD GROUP (CONTINUED)

TRIMS & PADS

Key	Part Number	U/M	Description
	070578-06-T03	EA	Button Asm - #30 - Vinyl - Beige
	070578-06-D05	EA	Button Asm - #30 - Vinyl - Off White
	070578-01-AC2	EA	Button Asm - Screw Type - #30 (AD5, AD7)
	070578-01-AE5	EA	Button Asm - Screw Type - #30 (AD6)
	069885-16-AD5	EA	Motor Cover w/Pocket (AD5, AD7)
	069885-16-AD6	EA	Motor Cover w/Pocket (AD6)
	098432-01-AE8	EA	Pad Asm - Seat Edge - Dinette - Rear (AD5, AD7)
	098432-01-AD6	EA	Pad Asm - Seat Edge - Dinette - Rear
	098432-02-AE8	EA	Pad Asm - Seat Edge - Dinette - Front (AD5, AD7)
	098432-02-AD6	EA	Pad Asm - Seat Edge - Dinette - Front
	098433-01-AE8	EA	Pad Asm - Seat Base Edge - Dinette (AD5, AD7) (2 required)
	093433-01-AD6	EA	Pad Asm - Seat Base Edge - Dinette (2 required)
	098454-01-AE8	EA	Pad Asm - Back Rest - Dinette (AD5, AD7) (2 required)
	098454-01-AD6	EA	Pad Asm - Back Rest - Dinette (2 required)
	079349-01-AA1	YD	Welling Asm - Accent - Fabric (Continental Bed) (AD5, AD7)
	079349-01-AD1	YD	Welling Asm - Accent - Fabric (Continental Bed) (AD6)

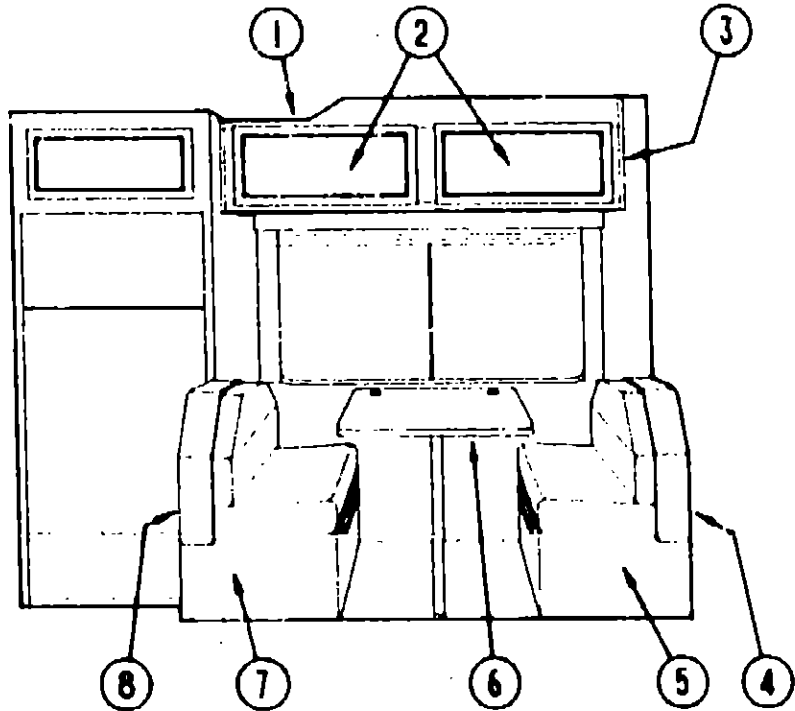
1990 ITASCA
TABLE OF CONTENTS

INTRODUCTION	A-01 - A-02
ABBREVIATIONS	A-03
ALPHABETICAL/GROUP REFERENCE	A-04 - A-06
IF424RC	A-07 - D-12
IF426RT	D-13 - G-16
IF427RT	G-17 - K-03

1990 IF424RC INDEX

Floor Plan	A-07 - A-08
Accessories Group	A-09 - A-12
Bath Group	A-13 - A-14
Bedroom Group	A-15
Chassis Group	A-16 - A-20
Curtain, Cushion & Pad Group	A-21 - B-04
Dinette Group	B-05 - B-06
Driver's Compartment Group	B-07 - B-09
Electrical Group	B-10 - B-13
Exterior Body Group	B-14 - B-18
Galley Group	B-19 - B-23
Heating & Air Conditioning Group	B-24 - C-02
Interior Finish Group	C-03 - C-05
Labels Group	C-06 - C-13
LP Group	C-14
Lounge Group	C-15
Sealants & Fasteners Group	C-16 - C-18
Water & Sewage Group	C-19 - C-21
Window, Vent & Exterior Door Group	C-22 - D-11

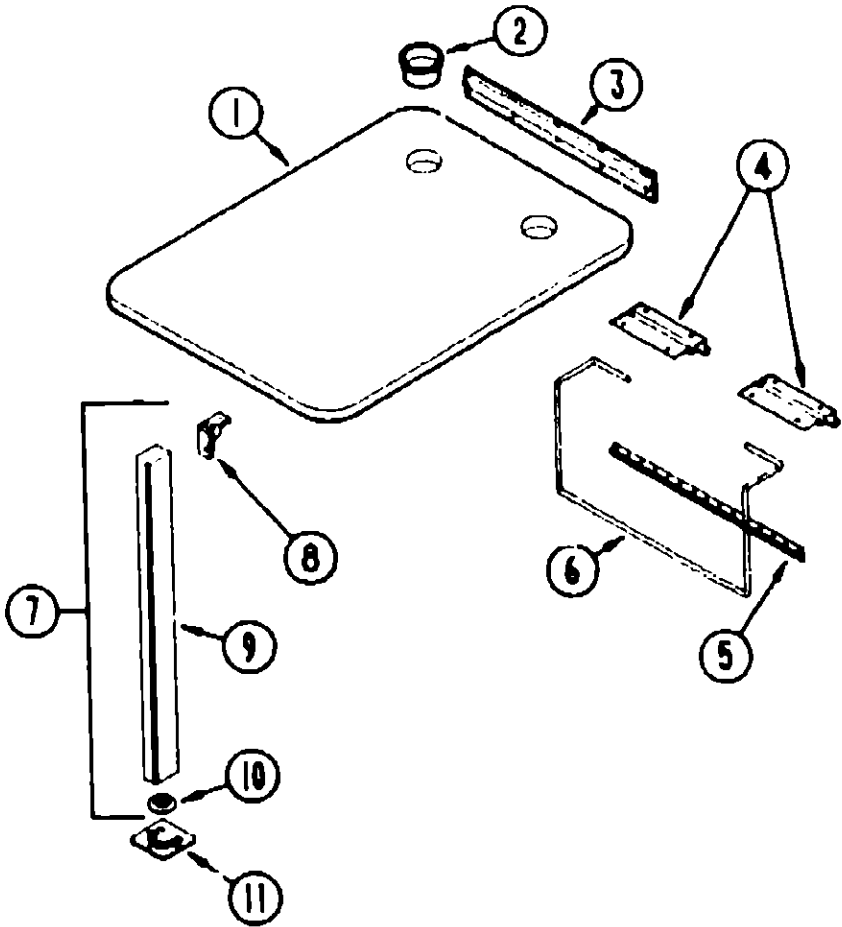
DINETTE GROUP



DINETTE CABINETRY & HARDWARE

Key	Part Number	U/M	Description
1	M81739-01-AD5	EA	Cabinet Asm. - Dinette Overhead - w/o Door or Hardware
2	M88304-84-X08	EA	Door Asm. - Dinette Cabinet - 14.3" x 26.7" - w/o Hardware
3	081280-03-X08	EA	Pad Asm. - End Cap - Vinyl
4	M04109-01-AA5	EA	Cabinet Asm. - Dinette Back
5	M04110-01-AA5	EA	Cabinet Asm. - Dinette Seat
**6	M02115-09-AA8	EA	Table Asm. - Dinette - w/o Hardware (AD5, AD6)
**6	M02115-09-AA9	EA	Table Asm. - Dinette - w/o Hardware (AD7)
7	M04110-02-AA5	EA	Cabinet Asm. - Dinette Seat
8	M04109-01-AA5	EA	Cabinet Asm. - Dinette Back
•	082525-01-000	EA	Brace - Couch - Floor Mount
•	093586-03-000	EA	Catch - Spring - Roller
•	093586-04-000	EA	Strike - Spring Steel
•	059777-02-000	EA	Hinge - Cabinet Door - Brass
•	096645-01-000	EA	Pull - Cabinet Brass - Twist - 1.1" x 3.4"
•	074493-02-000	EA	Support - Piston Spring - Cabinet Door
• The illustration for these items can be found in the Interior Finish Group.			
** See the following page for the breakdown of this item			

DINETTE GROUP (CONTINUED)



DINETTE TABLE & HARDWARE

Key	Part Number	U/M	Description
1	M02115-09-AA8	EA	Table Asm. - Dinette - w/o Hardware (AD5, AD6)
1	M02115-09-AA9	EA	Table Asm. - Dinette - w/o Hardware (AD7)
2	064781-05-000	EA	Cup Holder - 3.47" OD x 2.75" ID x 1.5" - Beige
3	053200-05-000	EA	Bracket - Upper Wall Mount - 23.5" - Beige
4	088410-01-000	EA	Bracket - Table Mount - Beige
5	024281-07-000	EA	Bracket - Lower Wall Mount - Table Lift - 22.12" - Tan
6	024275-05-000	EA	Rod - Table Lift - 8" x 23.5" - Beige
7	092708-01-Y15	EA	Leg - Table w/Catch & Bracket - 27" - Wood - Regal Oak
8	093550-01-000	EA	Bracket Hinge - Mounts to Leg & Table Top - 1.7" x 2.6"
9	092707-01-01A	EA	Molding - Wooden Table Leg - 27" - Regal Oak
10	09259J 01-04A	EA	Catch - Leg Mounted - Round - 1.4" Dia. - Beige
11	049493-08-000	EA	Catch - Table Leg - Mounts on Floor - Tan

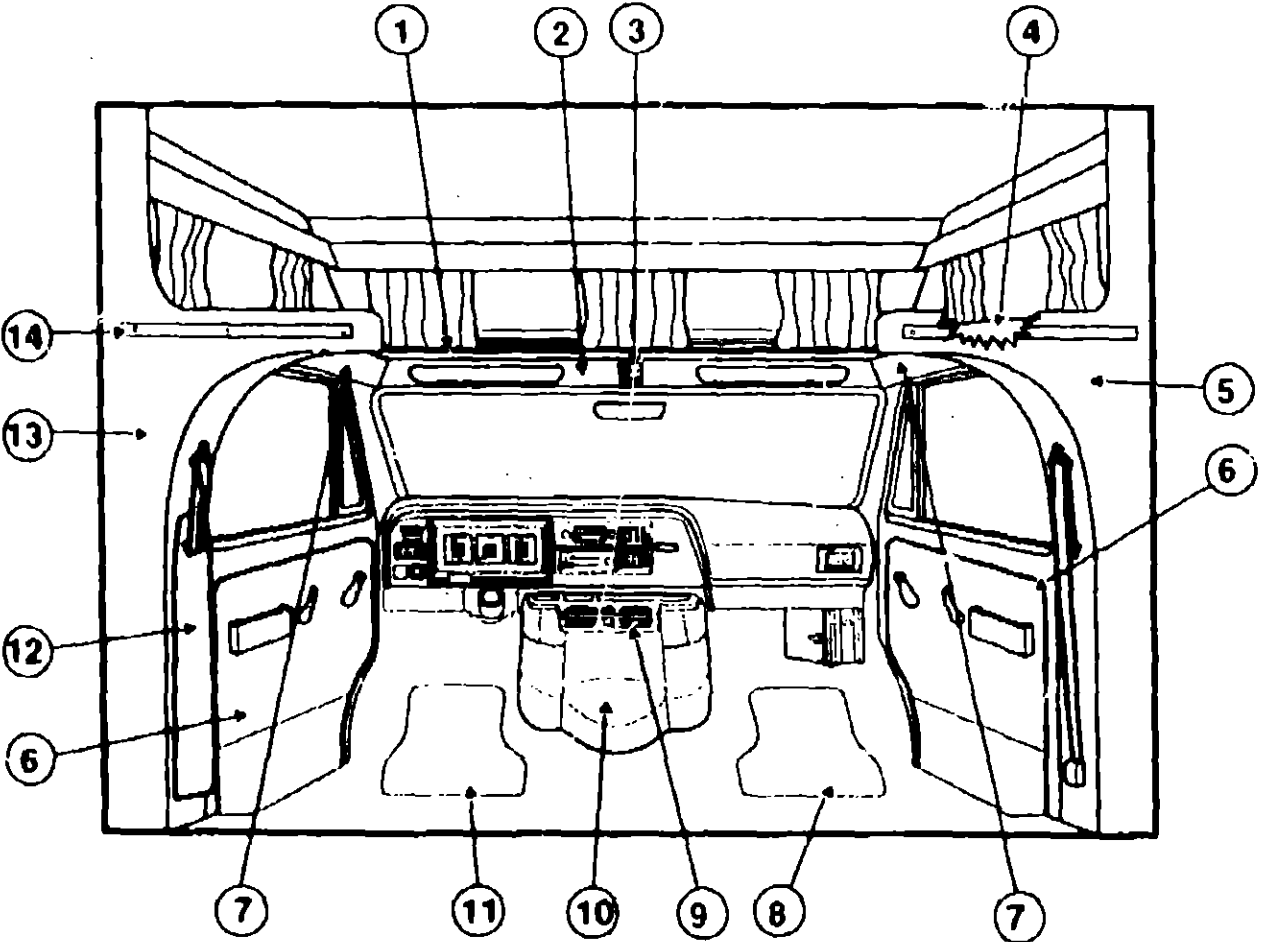
1990 ITASCA
TABLE OF CONTENTS

INTRODUCTION	A-01 - A-02
ABBREVIATIONS	A-03
ALPHABETICAL/GROUP REFERENCE	A-04 - A-06
IF424RC	A-07 - D-12
IF426RT	D-13 - G-16
IF427RT	G-17 - K-03

1990 IF424RC INDEX

Floor Plan	A-07 - A-08
Accessories Group	A-09 - A-12
Bath Group	A-13 - A-14
Bedroom Group	A-15
Chassis Group	A-16 - A-20
Curtain, Cushion & Pad Group	A-21 - B-04
Dinette Group	B-05 - B-06
Driver's Compartment Group	B-07 - B-09
Electrical Group	B-10 - B-13
Exterior Body Group	B-14 - B-18
Galley Group	B-19 - B-23
Heating & Air Conditioning Group	B-24 - C-02
Interior Finish Group	C-03 - C-05
Labels Group	C-06 - C-13
LP Group	C-14
Lounge Group	C-15
Sealants & Fasteners Group	C-16 - C-18
Water & Sewage Group	C-19 - C-21
Window, Vent & Exterior Door Group	C-22 - D-11

DRIVERS COMPARTMENT GROUP

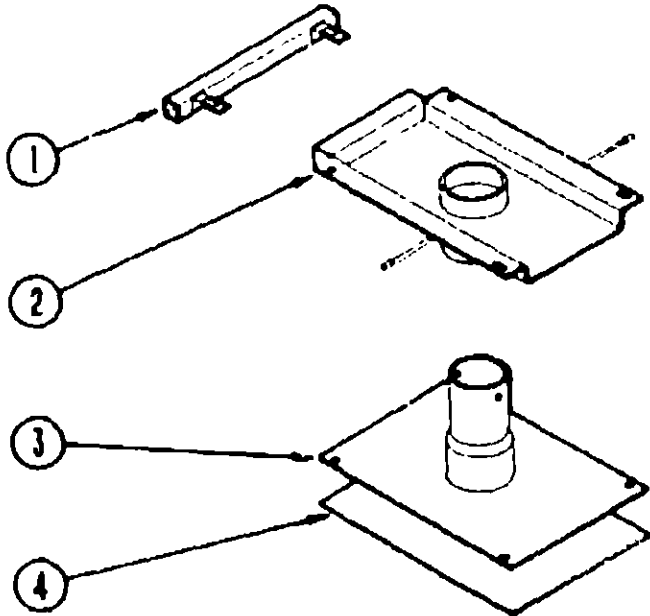


DRIVERS COMPARTMENT COMPONENTS

Key	Part Number	U/M	Description
1	092068-02-AA5	EA	Sleeperboard Asm.
	079800-03-000	EA	Trim - Front Sleeperboard - Metal - Off White
	080742-02-000	FT	Trim - Vinyl - Metal Trim Insert - Beige
	080742-03-000	FT	Trim - Vinyl - Metal Trim Insert - Off White
2	091831-01-X08	EA	Headliner Asm. w/Vinyl - Front - Beige
2	091831-01-B05	EA	Headliner Asm. w/Vinyl - Front - Off White
3	M01298-01-000	EA	Console Overhead w/o Holes - Plastic - Beige
3	M01298-04-000	EA	Console Overhead w/Holes - Plastic - Off White
4	087012-01-AA5	EA	Headboard - Bunk
5	092037-01-X81	EA	Wingwall Asm. - Inner - Beige
5	092037-01-AA5	EA	Wingwall Asm. - Inner - Off White
6	Note	EA	Panel Asm. - Cab Door
7	091825-02-X51	EA	Headliner Asm. w/Vinyl - Side - Beige
7	091825-02-AA5	EA	Headliner Asm. w/Vinyl - Side - Off White
8	083219-03-000	EA	Floor Mat - Passenger
9	099857-01-AA5	EA	Beverage Tray - Wooden
	046886-03-000	EA	Ashtray - Chrome
10	069885-16-AD5	EA	Motor Cover w/Pocket (AD5,AD7)
10	069885-16-AD6	EA	Motor Cover w/Pocket
11	083219-04-000	EA	Floor Mat - Driver
12	091871-01-000	EA	Seat Belt Cover - Beige
12	091871-05-000	EA	Seat Belt Cover - Off White
13	092037-01-X81	EA	Wingwall Asm. - Inner - Beige
13	092037-01-AA5	EA	Wingwall Asm. - Inner - Off White
14	082069-03-Y05	EA	Trim - Wooden - Wingwall
	082071-07-U01	EA	Cover - Wingwall - Vinyl - Beige - 28.5" x 5.6"
	082071-07-AA3	EA	Cover - Wingwall - Vinyl - Off White - 28.5" x 5.6"
	082081-03-U01	EA	Cover - Wingwall - Vinyl - Beige - 65.9" x 1.5"
	082081-04-U01	EA	Cover - Wingwall - Vinyl - Beige - 80" x 1.5"

Note: These parts are supplied by your Ford Dealer

DRIVER'S COMPARTMENT GROUP (CONTINUED)



BUCKET SEAT PEDESTAL

Key	Part Number	U/M	Description
1	069585-29-000	EA	Bar - Seat Belt - 20"
2	069585-27-000	EA	Plate - Top - Pedestal Asm.
3	069585-03-000	EA	Plate - Sub - Pedestal Asm.
4	069585-02-000	EA	Plate - Base - Pedestal Asm. - Bucket Seat
	069246-01-000	EA	Adjuster Asm. - Seat - w/Lock
	069246-02-000	EA	Adjuster Asm. - Seat - w/o Lock
	080730-02-000	EA	Recliner Drive - Driver
	080730-01-000	EA	Recliner Drive - Passenger

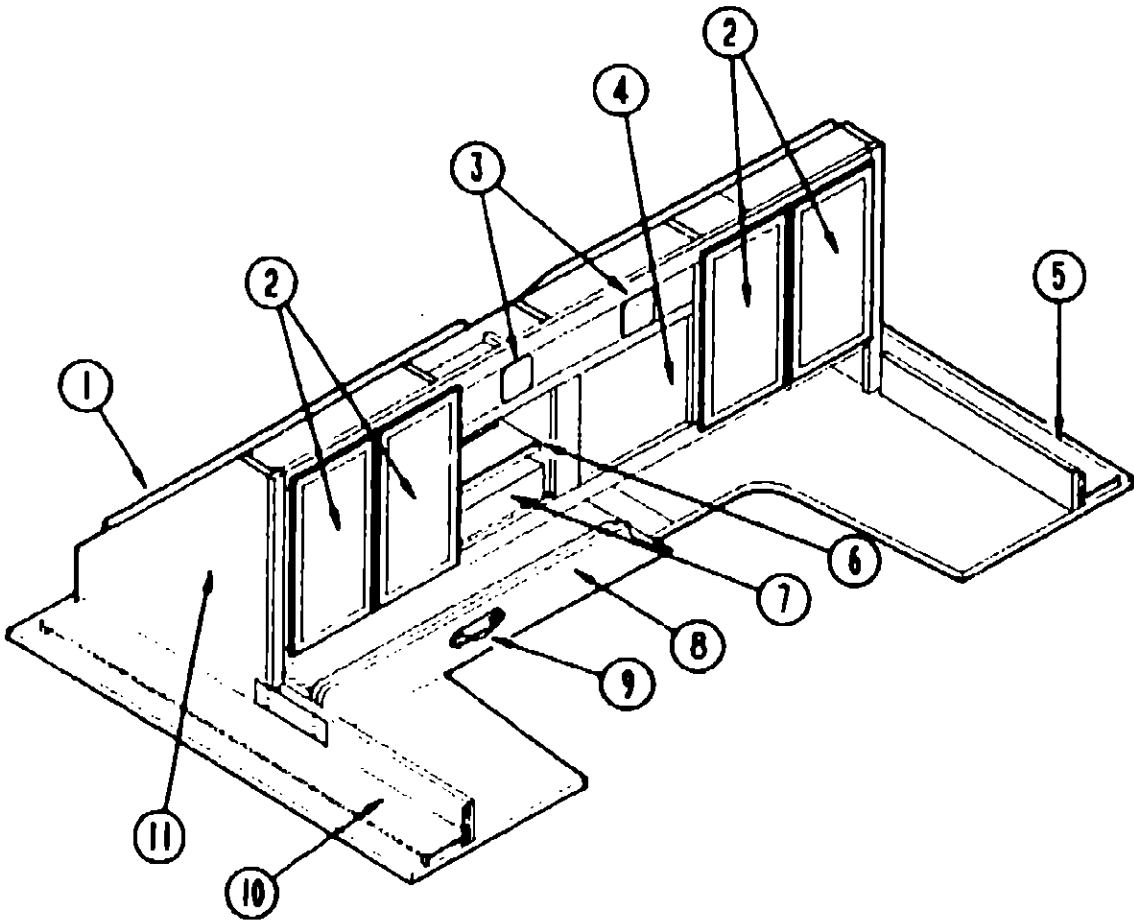
1990 ITASCA
TABLE OF CONTENTS

INTRODUCTION	A-01 - A-02
ABBREVIATIONS	A-03
ALPHABETICAL/GROUP REFERENCE	A-04 - A-06
IF424RC	A-07 - D-12
IF426RT	D-13 - G-16
IF427RT	G-17 - K-03

1990 IF424RC INDEX

Floor Plan	A-07 - A-08
Accessories Group	A-09 - A-12
Bath Group	A-13 - A-14
Bedroom Group	A-15
Chassis Group	A-16 - A-20
Curtain, Cushion & Pad Group	A-21 - B-04
Dinette Group	B-05 - B-06
Driver's Compartment Group	B-07 - B-09
Electrical Group	B-10 - B-13
Exterior Body Group	B-14 - B-18
Galley Group	B-19 - B-23
Heating & Air Conditioning Group	B-24 - C-02
Interior Finish Group	C-03 - C-05
Labels Group	C-06 - C-13
LP Group	C-14
Lounge Group	C-15
Sealants & Fasteners Group	C-16 - C-18
Water & Sewage Group	C-19 - C-21
Window, Vent & Exterior Door Group	C-22 - D-11

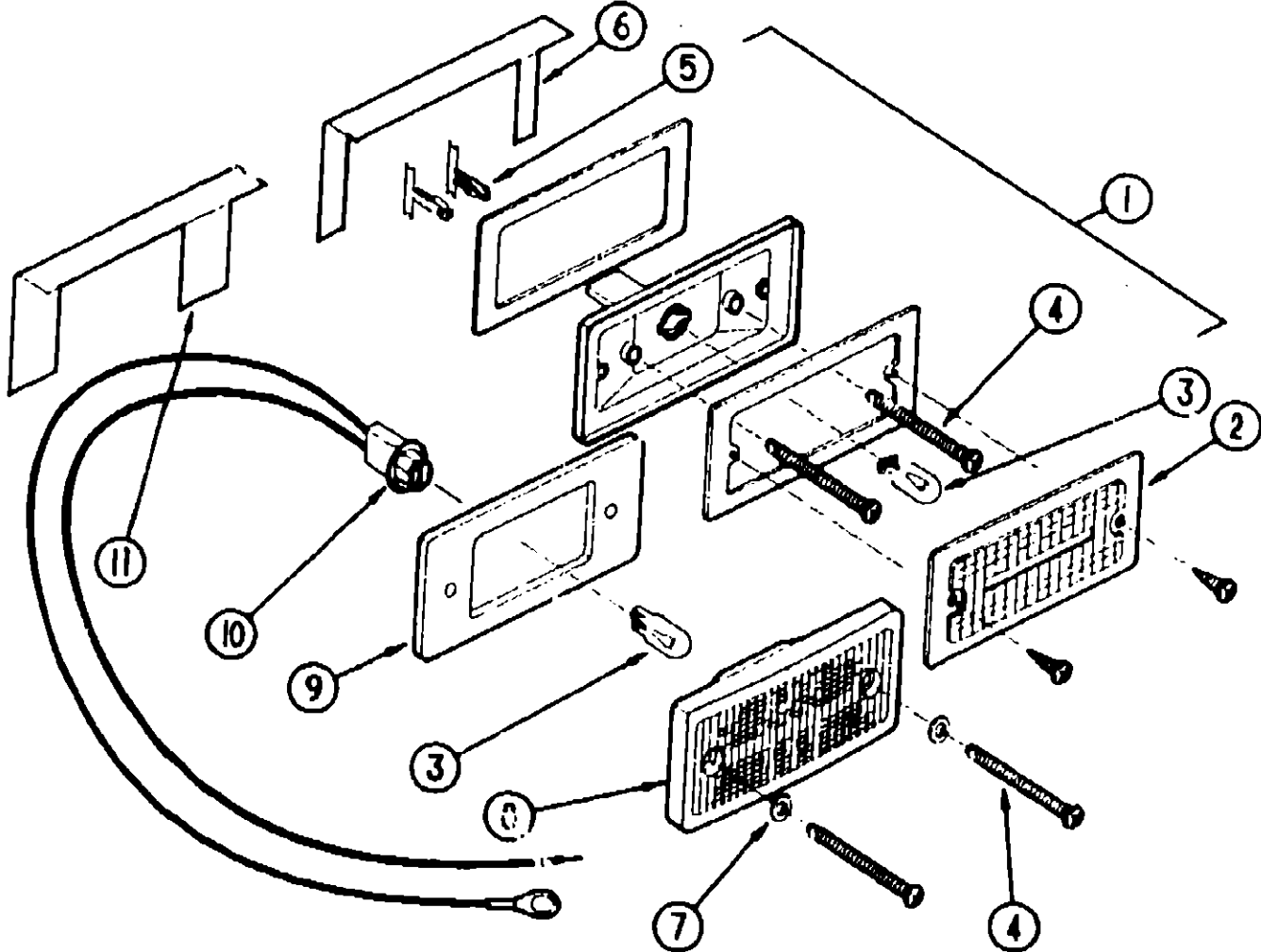
DRIVER'S COMPARTMENT GROUP (CONTINUED)



TV, VCR & ENTERTAINMENT CENTER CABINETRY

Key	Part Number	U/M	Description
1	099879-01-01A	EA	Panel - Window - Black Plastic
2	M8R304-21-X08	EA	Door Asm. - Cabinet - 10" x 19" - w/o Hardware
3	098819-01-000	EA	Speaker - 2 Watt - 8 OHM - 4"
	074979-11-000	EA	Speaker Cover - Off White Plastic
4	098447-01-000	EA	TV - 13" Color w/Remote - Model #RX4029 (US)
4	098447-02-000	EA	TV - 13" Color w/Remote - Model #XK1029 (CSA)
4	098447-01-700	EA	Remote Control - Models #RX4029 & #XK4029
	099856-01-000	EA	TV - Tiedown
	100849-23-AA5	EA	Door Asm. - Tambour - 15" x 14.4" - w/Handle
5	100848-01-AA5	EA	Cabinet Asm. - Headboard - Passenger
6	093622-01-000	EA	Track - Tambour Door - Plastic
	093623-01-000	EA	Track - Corner - Tambour Door
	100849-26-AA5	EA	Door Asm. - Tambour - w/Handle
	MJ7191-01-000	EA	Handle - Tambour Door - 3.6 (Unfinished)
7	098446-01-000	EA	VCR - VHS Cable Ready w/Remote - Model #9815
7	098446-01-700	EA	Remote Control - Model #9815
7	098446-02-000	EA	VCR - VHS Cable Ready w/Remote - Model #9912
7	098446-02-700	EA	Remote Control - Model #9912
8	100847-01-AA5	EA	Drawer - Front Entertainment
	079145-08-000	EA	Cushion - Front Bunk - 28" x 74" x 3.5"
9	096645-01-000	EA	Pull - Cabinet - Twist Brass - 1.1" x 3.4"
10	100848-02-AA5	EA	Cabinet Asm. - Headboard - Passenger
11	100849-01-AA5	EA	Cabinet Asm. - Front Entertainment - w/o Doors or Hardware
	* See Curtain, Cushion & Pad group for further breakdown of this item.		

ELECTRICAL GROUP



EXTERIOR LIGHT & BULB

Key	Part Number	U/M	Description
1	081250-02-000	EA	Light - Rear Clearance - Red (Lens & Base Only)
2	081250-02-700	EA	Lens - Clearance Light - Red
3	036196-01-000	EA	Bulb - 12V - #194 - .27 Amp. - Bayonette
4	000G39-08-24B	EA	Screw - Self Driving
5	079378-01-000	EA	Terminal - Wedge Base - 18 AWG
6	081437-01-000	EA	Bracket - Clearance Light
7	102540-01-000	EA	Seal - Screw - Clearance Light
8	102520-02-000	EA	Light - Clearance - w/o Socket Connection - Red
9	102541-01-000	EA	Gasket - Clearance Light
10	075458-03-000	EA	Socket Asm. - Cab Marker
11	102582-01-000	EA	Bracket - Light - Clearance
	075459-04-000	EA	Tailight - Red - Black Base (Tail/Brake)
	075459-05-000	EA	Tailight - Amber - Black Base (Turn)
	075459-06-000	EA	Tailight - Red w/Backup - Black Base (Backup)
	037935-01-000	EA	Bulb - 12 Volt - #1157 (Tail Lamp Asm.)
	073844-01-000	EA	Lamp Asm. - License
	079709-01-000	EA	Wire Asm. - License Plate Light
	042405-03-000	EA	Base - Clearance/Sidemark Light w/Bulb - Plastic - White
	042405-02-000	EA	Lens - Clearance/Sidemark Light w/Reflex - Amber
	042405-01-000	EA	Lens - Clearance/Sidemark Light w/Reflex - Red
	008213-01-000	EA	Bulb - 12 Volt - #57 - .24 Amp.
	091983-01-000	EA	Gasket - Clearance/Sidemark Light
	079378-01-000	EA	Terminal - Wedge Base - 18 AWG
	008089-01-000	EA	Light - Porch - Recessed (US)
	008089-02-000	EA	Light - Porch - Recessed (CSA)
	008089-01-700	EA	Lens - Porch Light - Recessed
	091981-01-000	EA	Gasket - Porch Light
	097917-01-01A	EA	Light - Porch - Recessed - Off White
	097917-01-700	EA	Lens - Porch Light - Recessed
	008215-01-000	EA	Bulb - 12 Volt - #1003 (Porch Lights)

* These parts were used from 4/10/90 on.
NOTE: Items indented below assemblies are serviceable parts for that assembly.

1990 ITASCA
TABLE OF CONTENTS

INTRODUCTION	A-01 - A-02
ABBREVIATIONS	A-03
ALPHABETICAL/GROUP REFERENCE	A-04 - A-06
IF424RC	A-07 - D-12
IF426RT	D-13 - G-16
IF427RT	G-17 - K-03

1990 IF424RC INDEX

Floor Plan	A-07 - A-08
Accessories Group	A-09 - A-12
Bath Group	A-13 - A-14
Bedroom Group	A-15
Chassis Group	A-16 - A-20
Curtain, Cushion & Pad Group	A-21 - B-04
Dinette Group	B-05 - B-06
Driver's Compartment Group	B-07 - B-09
Electrical Group	B-10 - B-13
Exterior Body Group	B-14 - B-18
Galley Group	B-19 - B-23
Heating & Air Conditioning Group	B-24 - C-02
Interior Finish Group	C-03 - C-05
Labels Group	C-06 - C-13
LP Group	C-14
Lounge Group	C-15
Sealants & Fasteners Group	C-16 - C-18
Water & Sewage Group	C-19 - C-21
Window, Vent & Exterior Door Group	C-22 - D-11

ELECTRICAL GROUP (CONTINUED)

WIRE, SWITCHES & RECEPTACLES

Key	Part Number	U/M	Description
	008238-01-000	EA	Box - Electrical - 3" x 3.5" - Plastic
	008289-01-000	EA	Box - Electrical - 4" x 4" - 1/2 & 3/4 Steel (US)
	008289-02-000	EA	Box - Electrical - 4" x 4" - 1/2 x 3/4 Steel (CSA)
	093603-01-000	EA	Box - Electrical - 4" x 4" - 1/2 x 3/4 Steel (CSA)
	058049-01-000	EA	Box - Electrical - 2" x 3" x 2.25" - Steel
	041953-01-000	FT	Conduit - Convoluted Slit - .5" ID
	041953-05-000	FT	Conduit - Convoluted Slit - .62" ID
	041953-09-000	FT	Conduit - Convoluted Slit - .50" ID
	058028-01-000	EA	Connector - Pigtail - Clear Nylon
	008314-01-000	EA	Connector - Wire Nut - Gray
	008311-01-000	EA	Connector - Wire Nut - Red
	008312-01-000	EA	Connector - Wire Nut - Blue
	008356-01-000	EA	Connector - Plastic - 3/8 AVG
	008355-01-000	EA	Connector - 3/4 Cable Clamping
	079090-01-000	EA	Connector - Molded - 12/2 Head
	088475-01-000	EA	Connector - Pin
	088476-01-000	EA	Connector - Socket
	031968-01-000	EA	Contact Plug - Brass - Tin Plated
	031967-01-000	EA	Contact - Receptacle
	008054-01-000	EA	Cord - Power - 10-3 30 Amp. - 25' (US)
	008052-01-000	EA	Cord - Power - 10-3 30 Amp. - 25' (CSA)
	008294-01-000	EA	Cover - Electrical Box - 4" x 4" - Gray
	069238-01-000	EA	Cover - Electrical Box - 4" x 4"
	091927-01-000	EA	Cover - Receptacle - Double - Ivory
	024571-03-000	EA	Cover Plate - Receptacle - Jumbo - Brown Plastic
	084077-02-000	EA	Cover Plate - Receptacle - GFI - Brown
	064399-01-000	EA	Housing Asm. - Male and Female
	097746-01-000	EA	Housing Cap - Trailer Pin
	088473-05-000	EA	Housing Pin - 6 Position (Single Row)
	088473-06-000	EA	Housing Pin - 6 Position (Two Rows of 3)
	088473-08-000	EA	Housing Pin - 4 Position
	088473-07-000	EA	Housing - Pin - 9 Position
	088473-09-000	EA	Housing - Pin - 3 Position (Single Row)
	088473-10-000	EA	Housing - 2 Position
	097744-01-000	EA	Housing - Trailer Pin - 12"
	097744-02-000	EA	Housing - Trailer Pin - 48"
	097745-01-000	EA	Housing - Receptacle - 12"
	097745-02-000	EA	Housing - Receptacle - 48"
	063910-01-000	EA	Housing - Relay
	088474-02-000	EA	Housing - Socket - 15 Position
	088474-06-000	EA	Housing - Socket - 6 Position
	088474-09-000	EA	Housing - Socket - 3 Position
	088474-10-000	EA	Housing - Socket - 2 Position
	100138-01-000	EA	Module - Daytime Running Light
	100159-02-000	EA	Daytime Running Lights
	088475-02-000	EA	Pin Connector - 10-12 AWG
	046885-01-000	EA	Plaque - Switch Mounting
	081082-01-000	EA	Plaque - Mounting - Battery/Fuel Switch - 2.4" x 1.4" - Black
	084076-02-000	EA	Receptacle - GFI - 15A - 125V - Brown
	075736-02-000	EA	Receptacle/Cover Asm. - Off White (Exterior)
	058708-01-000	EA	Receptacle - Duplex - Brown
	058708-02-000	EA	Receptacle - Electrical - Double - Ivory
	097734-01-01A	EA	Receptacle - Extension - 5" x 7" - Plastic - Ivory
	097734-01-02A	EA	Receptacle - Extension - 5" x 7" - Plastic - Brown
	024924-02-000	EA	Receptacle - Power Cord
	058707-01-000	EA	Receptacle - Single - Brown
	067789-02-000	EA	Socket - Lamp
	088476-02-000	EA	Socket Connector - 12-10 AWG
	098351-03-01A	EA	Switch Plate - 3 Gang - 2 Switches
	098351-02-01A	EA	Switch Plate - 2 Gang - Polished Brass
	098351-01-01A	EA	Switch Plate - Single - w/Switches
	079364-01-000	EA	Switch - On/Off Rocker - Brown
	008195-01-000	EA	Switch - Push Button - 12 Volt

ELECTRICAL GROUP (CONTINUED)

WIRES SWITCHES & RECEPTACLES (CONT.)

Key	Part Number	U/M	Description
	007942-01-000	EA	Tab - Wire - 18 to 14 AWG
	007949-01-000	EA	Tab Housing - 1 Position
	007955-01-000	EA	Tab Housing - 6 Position
	031965-01-000	EA	Tab Housing - 2 Position
	047443-01-000	EA	Terminal - .250 Receptacle - 16/14 AWG
	047443-02-000	EA	Terminal - .250 Receptacle - 12/10 AWG
	035416-04-000	EA	Terminal Ring - #10 Stud
	008348-01-000	EA	Terminal Ring - 2 - w/3/8 Stud
	008331-01-000	EA	Terminal Ring - 4 - w/3/8 Stud
	008326-01-000	EA	Terminal Ring - 3/8" Wire
	008328-01-000	EA	Terminal - Ring - 12/10 Wire
	008024-01-000	FT	Wire - 18.5 Bonded - Orange/White/Yellow/Blue/Brown
	008026-01-000	FT	Wire w/Ground - Romex - 12/2
	008030-01-000	FT	Wire - Bonded - 18-4
	008343-01-000	EA	Wire Tie - 6"

MISCELLANEOUS ELECTRICAL COMPONENTS

Key	Part Number	U/M	Description
	008188-01-000	EA	Solenoid - Dual Battery - Relay
	083208-01-000	EA	Control Center - 32 Amp.
	094809-01-000	EA	Load Center - 240 Volt - 125 Amp.
	099048-01-000	EA	Inverter - 100 Watt

FUSES & CIRCUIT BREAKERS

Key	Part Number	U/M	Description
	008235-01-000	EA	Fuse - 15 Amp. - 12 Volt
	062901-05-000	EA	Fuse - 15 Amp. - Automotive
	008211-01-000	EA	Circuit Breaker - 6 Amp. - 12 Volt
	033573-02-000	EA	Circuit Breaker - 15 Amp. - 12 Volt - w/Mount
	033573-01-000	EA	Circuit Breaker - 20 Amp. - 12 Volt - w/Mount
	008268-01-000	EA	Circuit Breaker - 30 Amp. - 12 Volt - w/Mount
	083209-01-000	EA	Circuit Breaker - 15 Amp. - 120 Volt (CSA)
	083209-05-000	EA	Circuit Breaker - 20 Amp. - 120 Volt
	083209-04-000	EA	Circuit Breaker - 30 Amp. - 120 Volt
	083209-02-000	EA	Circuit Breaker - 15/15 Amp. - 120 Volt
	083209-03-000	EA	Circuit Breaker - 15/20 Amp. - 120 Volt
	083209-06-000	EA	Circuit Breaker - 30/15 Amp. - 120 Volt
	094810-01-000	EA	Circuit Breaker - Double - 30 Amp.
	094811-01-000	EA	Circuit Breaker - Double - 20 Amp.
	083209-08-000	EA	Circuit Breaker Blank
	050283-02-000	EA	Buss Bar - Circuit Breaker
	008277-01-000	EA	Fuse Holder - Panel Mount - Black
	100341-01-000	EA	Fuse Holder - In Line Type

1990 ITASCA
TABLE OF CONTENTS

INTRODUCTION	A-01 - A-02
ABBREVIATIONS	A-03
ALPHABETICAL/GROUP REFERENCE	A-04 - A-06
IF424RC	A-07 - D-12
IF426RT	D-13 - G-16
IF427RT	G-17 - I-03

1990 IF424RC INDEX

Floor Plan	A-07 - A-08
Accessories Group	A-09 - A-12
Bath Group	A-13 - A-14
Bedroom Group	A-15
Chassis Group	A-16 - A-20
Curtain, Cushion & Pad Group	A-21 - B-04
Dinette Group	B-05 - B-06
Driver's Compartment Group	B-07 - B-09
Electrical Group	B-10 - B-13
Exterior Body Group	B-14 - B-18
Galley Group	B-19 - B-23
Heating & Air Conditioning Group	B-24 - C-02
Interior Finish Group	C-03 - C-05
Labels Group	C-06 - C-13
LP Group	C-14
Lounge Group	C-15
Sealants & Fasteners Group	C-16 - C-18
Water & Sewage Group	C-19 - C-21
Window, Vent & Exterior Door Group	C-22 - D-11

ELECTRICAL GROUP (CONTINUED)

INTERIOR LIGHT			
Key	Part Number	U/M	Description
	078424-02-000	EA	Light - Fluorescent - 12V
	078424-02-700	EA	Bulb - Fluorescent Light
	078424-02-701	EA	Lens - Fluorescent Light
	086280-01-000	EA	Light - Surface Mount - 12 Volt
	086280-01-700	EA	Bulb - 12 Volt - 6 Watt
	082169-01-000	EA	Light - Make-Up - 3 Bulb
	077026-01-000	EA	Lens - Courtesy Light - Clear
	098024-01-01A	EA	Dome Light - 1-Bulb - Ivory (US)
	098024-02-01A	EA	Dome Light - 1 Bulb - Ivory (CSA)
	098024-03-01A	EA	Dome Light - 2-Bulb - Ivory (US)
	098024-04-01A	EA	Dome Light - 2 Bulb - Ivory (CSA)
	008218-01-000	EA	Bulb - Dome Light - 12 V - #1141
	098024-01-700	EA	Lens - Dome Light
	087694-01-000	EA	Light - Wardrobe
	087694-01-700	EA	Bulb - GE - 561
Note: Items indented below assemblies are serviceable parts for that assembly.			

BULBS

Key	Part Number	U/M	Description
	036196-01-000	EA	Bulb - 194 (Cab Marker Light)
	008215-01-000	EA	Bulb - 1003 (Porch Light)
	008218-01-000	EA	Bulb - 1141 (Dome Light)
	037935-01-000	EA	Bulb - 1157 (Tail Lamp)
	091937-03-000	EA	Bulb - Fluorescent Light - 12 Volt
	086280-01-700	EA	Bulb - 12 Volt - 6 Watt (Surface Light)
	087694-01-700	EA	Bulb - 561 (Wardrobe)

EXTERIOR BODY GROUP

MISCELLANEOUS EXTERNALLY MOUNTED PARTS			
Key	Part Number	U/M	Description
	083558-03-000	EA	Plumbing Seal - Roof Vent - 1.5 - Off White
	009126-02-000	EA	Assist Handle - Black
	069178-02-000	EA	Bracket - Mounting - Assist Handle - "L" Angle w/Holes
	087659-04-000	EA	Fill - City Water - Off White
	081240-03-000	EA	Fill - City Water - Lockable - Off White
	102768-01-000	EA	Holder - Compartment/Entry Door - Metal

1990 ITASCA
TABLE OF CONTENTS

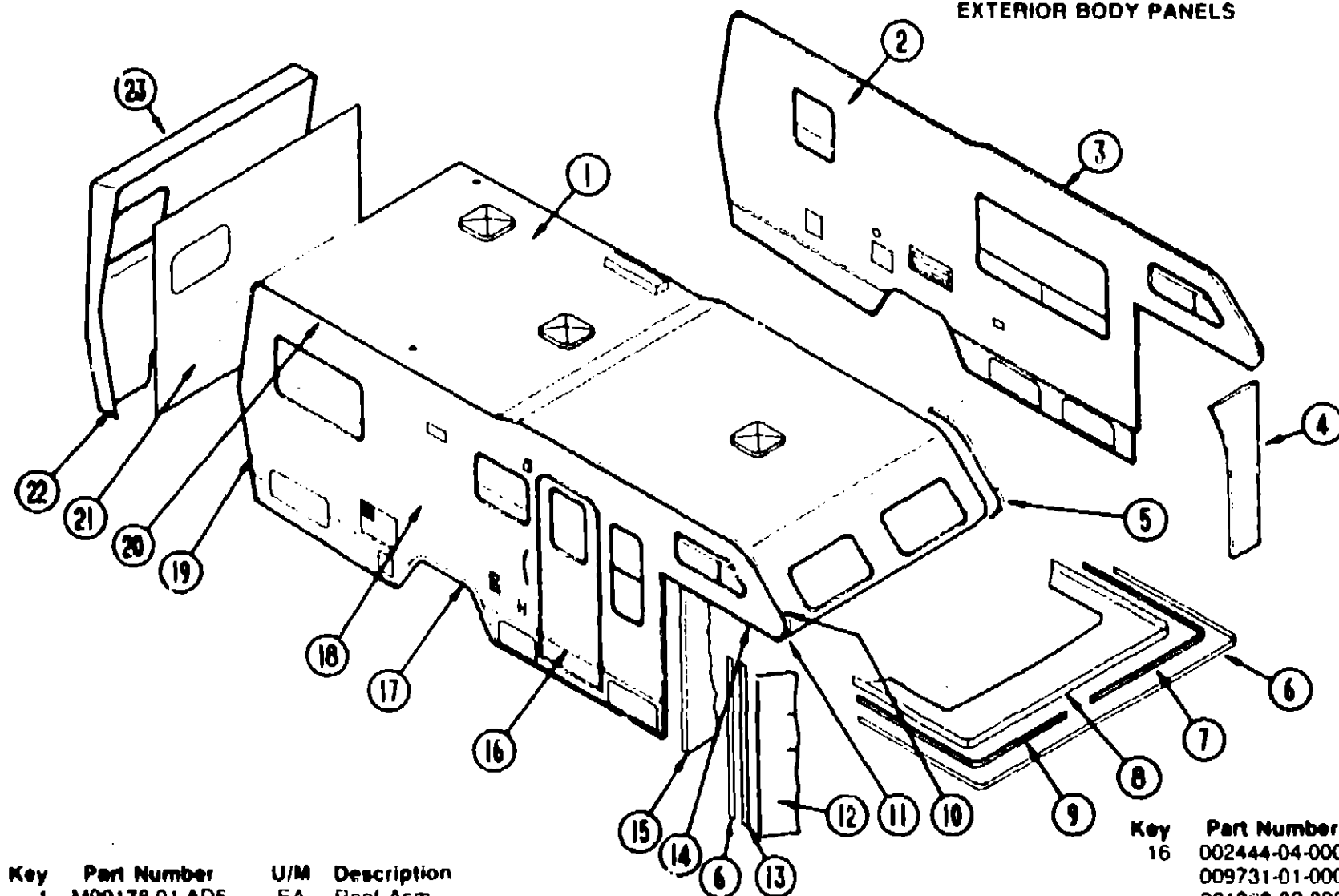
INTRODUCTION	A-01 - A-02
ABBREVIATIONS	A-03
ALPHABETICAL/GROUP REFERENCE	A-04 - A-06
IF424RC	A-07 - D-12
IF426RT	D-13 - G-16
IF427RT	G-17 - K-03

1990 IF424RC INDEX

Floor Plan	A-07 - A-08
Accessories Group	A-09 - A-12
Bath Group	A-13 - A-14
Bedroom Group	A-15
Chassis Group	A-16 - A-20
Curtain, Cushion & Pad Group	A-21 - B-04
Dinette Group	B-05 - B-06
Driver's Compartment Group	B-07 - B-09
Electrical Group	B-10 - B-13
Exterior Body Group	B-14 - B-18
Galley Group	B-19 - B-23
Heating & Air Conditioning Grp.up	B-24 - C-02
Interior Finish Group	C-03 - C-05
Labels Group	C-06 - C-13
LP Group	C-14
Lounge Group	C-15
Sealants & Fasteners Group	C-16 - C-18
Water & Sewage Group	C-19 - C-21
Window, Vent & Exterior Door Group	C-22 - D-11

EXTERIOR BODY GROUP (CONTINUED)

EXTERIOR BODY PANELS



Key	Part Number	U/M	Description
1	M99178-01-AD5	EA	Roof Asm.
1	M99178-01-AD6	EA	Roof Asm.
1	M99178-01-AD7	EA	Roof Asm.
	076613-15-000	EA	Angle Joint - Roof to Sidewall - 1.5" x 87" - Metal
	M76177-01-700	EA	Roof Section - Cab Over To First Seam
2	M99176-01-AD5	EA	Sidewall Asm. - Driver
2	M99176-01-AD6	EA	Sidewall Asm. - Driver
2	M99176-01-AD7	EA	Sidewall Asm. - Driver
3	076802-08-000	EA	Trim - Contour - Upper Front - Driver - Off White
	076802-07-000	EA	Trim - Contour - Upper Front - Passenger - Off White
4	M81653-04-X08	EA	Wingwall Asm. - Inner - w/Gusset & Vinyl Trim
5	086889-04-000	EA	Trim - Front Radius - Driver - Off White
6	086279-02-000	FT	Insert Trim - .9" - Plastic - Off White
7	085491-02-000	EA	Trim - Transition Panel - Off White
	087275-02-000	EA	Cap - Feature Strip Trim - Off White
8	080858-01-000	EA	Panel - Transition - Sleeperboard - 94.8" x 57.7" - Off White
9	085491-01-000	EA	Trim - Transition Panel - Off White
	087275-01-000	EA	Cap - Feature Strip Trim - Off White
10	085490-01-000	EA	Trim - Contour - Front - Passenger - Off White
	085490-02-000	EA	Trim - Contour - Front - Driver - Off White
11	086889-03-000	EA	Trim - Front Radius - Passenger - Off White
12	080683-02-W04	EA	Wingwall Asm. - Passenger
	080683-01-W04	EA	Wingwall Asm. - Driver
	079203-03-000	EA	Trim - Wingwall - 14.2" - Off White
	021241-01-000	FT	Vinyl - Exterior - Used Between Wingwall & Cab Seat - White
13	085492-01-000	EA	Trim - Transition Wingwall - Off White
14	076975-05-000	EA	Trim - Sleeperboard - Passenger - 52" - Off White
14	076975-06-000	EA	Trim - Sleeperboard - Driver - 52" - Off White
15	M81653-03-X08	EA	Wingwall Asm. - Inner - w/Gusset & Vinyl Trim
15	085492-01-000	EA	Trim - Wingwall Transition - Off White

B-15

Key	Part Number	U/M	Description
16	002444-04-000	EA	Feature Strip - w/o Insert - Extr. - 16' - Off White
	009731-01-000	EA	End Cap - Feature Strip
	001030-02-003	EA	Insert - Feature Strip - 17' Long - Off White
	086180-55-001	EA	U-Channel - Extrusion - 192" - Off White
17	075189-01-000	EA	Trim - Wheelwell - Rear Passenger - Off White
	075189-02-000	EA	Trim - Wheelwell - Rear Driver - Off White
	087953-01-000	EA	Trim - Wheelwell - Rear - Extrusion - Off White
18	M99177-01-AD5	EA	Sidewall Asm. - Passenger
18	M99177-01-AD6	EA	Sidewall Asm. - Passenger
18	M99177-01-AD7	EA	Sidewall Asm. - Passenger
19	073502-15-000	EA	Trim - Sidewall To Rear Cap - Metal - Right - Off White
	073502-16-000	EA	Trim - Sidewall To Rear Cap - Metal - Left - Off White
20	077339-03-000	EA	Trim - Contour - Upper Rear Passenger - Off White
	077339-04-000	EA	Trim - Contour - Upper Rear Driver - Off White
21	M99179-01-AD5	EA	Backwall Asm. - Inner
21	M99179-01-AD6	EA	Backwall Asm. - Inner
21	M99179-01-AD7	EA	Backwall Asm. - Inner
22	074968-02-000	EA	Trim - Backwall - Lower - Passenger or Driver
23	080252-02-000	EA	Rear Cap w/o Lights - Primed
	077941-01-000	EA	Seal - Rubber - Flat w/Slit
	083805-08-000	EA	Trim - Backwall To Roof
	083111-05-000	EA	Trim - Bottom - Tapered 39.4" Long - Aluminum - Off White
	002365-01-001	EA	U-Channel - Extrusion - 1" x 18'
	002776-01-001	EA	U-Channel - Extrusion - 1.75" x 16'
	077514-24-000	EA	Fiberglass Sheet - 48" x 96" - Flat
	078054-90-000	EA	Fiberglass Sheet - 4' x 24.66" - Off White
	001054-01-011	EA	Alum. - No Design - 48" x 96" - Off White
	000868-01-000	SF	Styrofoam - .75" x 24" x 96"
	000870-05-000	SF	Styrofoam - .5" x 24" x 96"
	000870-03-000	SF	Styrofoam - 1.34" x 48" x 96"
	083574-01-000	SF	Styrofoam - Dow Type - SM - 1.5" x 24" x 85.25"
	083574-02-000	SF	Styrofoam - Dow Type - SM - 1.5" x 24" x 90.5"

B-16

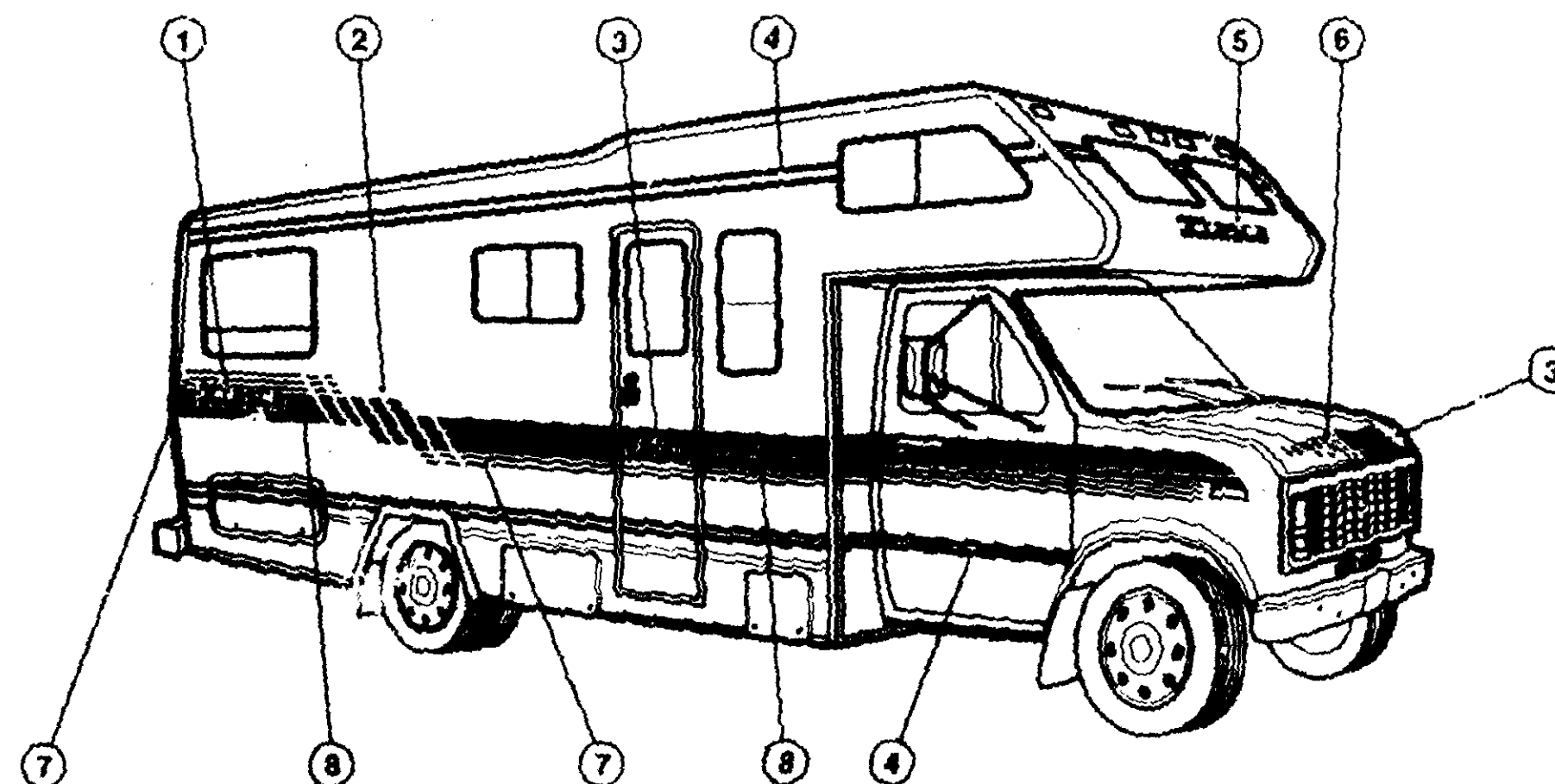
1990 ITASCA TABLE OF CONTENTS

INTRODUCTION	A-01 - A-02
ABBREVIATIONS	A-03
ALPHABETICAL/GROUP REFERENCE	A-04 - A-06
IF424RC	A-07 - D-12
IF426RT	D-13 - G-16
IF427RT	G-17 - K-03

1990 IF424RC INDEX

Floor Plan	A-07 - A-08
Accessories Group	A-09 - A-12
Bath Group	A-13 - A-14
Bedroom Group	A-15
Chassis Group	A-16 - A-20
Curtain, Cushion & Pad Group	A-21 - B-04
Dinette Group	B-05 - B-06
Driver's Compartment Group	B-07 - B-09
Electrical Group	B-10 - B-13
Exterior Body Group	B-14 - B-18
Galley Group	B-19 - B-23
Heating & Air Conditioning Group	B-24 - C-02
Interior Finish Group	C-03 - C-05
Labels Group	C-06 - C-13
LP Group	C-14
Lounge Group	C-15
Sealants & Fasteners Group	C-16 - C-18
Water & Sewage Group	C-19 - C-21
Window, Vent & Exterior Door Group	C-22 - D-11

EXTERIOR BODY GROUP (CONTINUED) DECALS & MULTISTRIPE



Key	Part Number	U/M	Description
1	078852-10-000	EA	Decal - Logo "Itasca" - Black & Off White
2	093675-01-03A	EA	Decal - Side Step Up, Pass 3 Section w/2 Stack Of Lines (AD5, AD6)
2	093675-01-04A	EA	Decal - Side Step Up, Pass 3 Section w/2 Stack Of Lines (AD7)
	093675-02-03A	EA	Decal - Side Step Up, Dr 3 Section w/2 Stack Of Lines (AD5, AD6)
	093675-02-04A	EA	Decal - Side Step Up, Dr 3 Section w/2 Stack Of Lines (AD7)
3	078851-04-000	EA	Decal - Logo "Sundancer" - Black & Off White
4	093680-01-05A	FT	Multistripe - 2 Lines, 2.9" Wide - Burgundy - Blue (AD5, AD6)
4	093680-01-06A	FT	Multistripe - 2 Lines, 2.9" Wide - Brown & Blue (AD7)
5	078191-01-000	EA	Decal - Logo "Itasca" - Black
6	093676-01-03A	EA	Decal - Hood - Ford - Blue, Burgundy & Rose (AD5, AD6)
6	093676-01-04A	EA	Decal - Hood - Ford - Blue, Dark Brown & Brown (AD7)
7	092322-04-03A	FT	Multistripe - 3 Lines, 2.9" Wide - Rose (AD5, AD6)
7	092322-04-04A	FT	Multistripe - 3 Lines, 2.9" Wide - Brown (AD7)
8	092322-03-03A	FT	Multistripe - 3 Lines, 6.1" Wide - Blue/2 Burgundy (AD5, AD6)
8	092322-03-04A	FT	Multistripe - 3 Lines, 6.1" Wide - 1 Blue/2 Brown (AD7)
	084075-01-000	EA	Decal - "By Winnebago Ind.", Black & Clear

For your convenience here are the Dupont Color Codes you can purchased locally.
Blue B8737 Burgundy L8543
Brown N8325 Rose 44155AH
White L8723 Dark Brown N8325

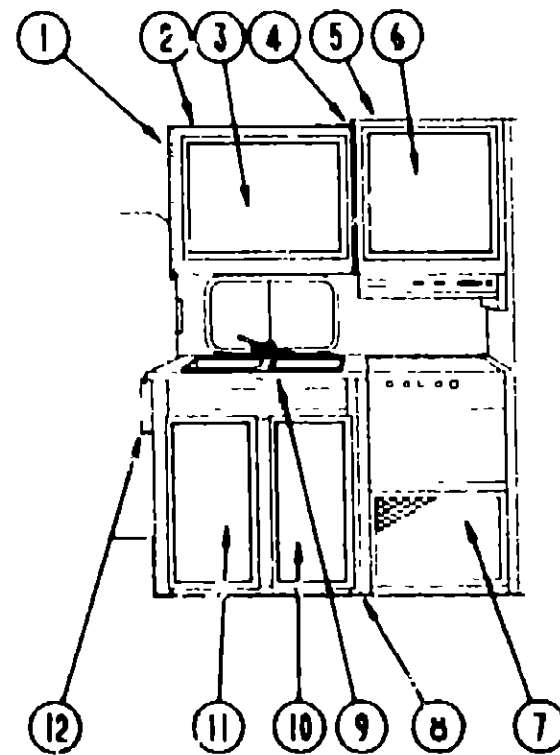
1990 ITASCA TABLE OF CONTENTS

INTRODUCTION	A-01 - A-02
ABBREVIATIONS	A-03
ALPHABETICAL/GROUP REFERENCE	A-04 - A-06
IF424RC	A-07 - D-12
IF422RT	D-13 - G-16
IF427RT	G-17 - K-03

1990 IF424RC INDEX

Floor Plan	A-07 - A-08
Accessories Group	A-09 - A-12
Bath Group	A-13 - A-14
Bedroom Group	A-15
Chassis Group	A-16 - A-20
Curtain, Cushion & Pad Group	A-21 - B-04
Dinette Group	B-05 - B-06
Driver's Compartment Group	B-07 - B-09
Electrical Group	B-10 - B-13
Exterior Body Group	B-14 - B-18
Galley Group	B-19 - B-23
Heating & Air Conditioning Group	B-24 - C-02
Interior Finish Group	C-03 - C-05
Labels Group	C-06 - C-13
LP Group	C-14
Lounge Group	C-15
Sealants & Fasteners Group	C-16 - C-18
Water & Sewage Group	C-19 - C-21
Window, Vent & Exterior Door Group	C-22 - D-11

GALLEY GROUP



GALLEY CABINETRY

Key	Part Number	U/M	Description
1	081280 06 W24	EA	Pad Asm - End Cap Galley Overhead Vinyl
2	M92340 01-AD5	EA	Cabinet Asm Galley Overhead w/o Doors or Hardware
3	L188301 84-X06	EA	Door Asm - Galley Overhead - 14 3" x 26 7" - w/o Hardware
4	081280 29 AA*	EA	Pad Asm - End Cap Range Overhead
5	M94767-07 AD5	EA	Cabinet Asm - Range Overhead - w/o Door or Hardware
6	M88304 A9 X08	EA	Door Asm Range Overhead - 14 3" x 21 8" - w/o Hardware
7	M92073 05 X11	EA	Door Asm - Furnace - 15 9" x 21 8" - w/o Hardware
8	M88568 01-AD5	EA	Cabinet Asm Galley w/Countertop - w/o Doors or Hardware
8	M88568 01-AD6	EA	Cabinet Asm Galley w/Countertop - w/o Doors or Hardware
8	M88568 01-AD7	EA	Cabinet Asm - Galley w/Countertop - w/o Doors or Hardware
	M82184-11 X36	EA	Drawer Asm 12" x 21 85" w/o Clip (Option L1351)
9	M03091 01 AD5	EA	Countertop Asm - Galley Countertop
9	M03091-01 AD6	EA	Countertop Asm Galley Countertop
9	M03091-01 AD7	EA	Countertop Asm - Galley Countertop
10	M88304-13 X08	EA	Door Asm - Galley Cabinet - 14 3" x 33 4" - w/o Hardware
11	M88304 14 X08	EA	Door Asm Galley Cabinet 14 3" x 33 4" - w/o Hardware
12	080812 03 AD5	EA	Extension Asm - Galley
12	080812 03 AD6	EA	Extension Asm - Galley
12	080812-03 AD7	EA	Extension Asm - Galley
12	080812 04 AD5	EA	Extension Asm - Galley (AD5, AD6)
12	080812 04 AD7	EA	Extension Asm - Galley
	M88304 12 X08	EA	Door Asm - Refrigerator Cabinet - 18 1" x 24" - w/o Hardware
	079606 01 W30	EA	Rack Asm Magazine

* These parts are used from 12/04/89 on

GALLEY GROUP (CONTINUED)

GALLEY HARDWARE

Key	Part Number	U/M	Description
	077404 02-000	EA	Drawer - Plastic - 20" x 12 7"
	009049 01 000	EA	Table Support Drop Leaf
	074493 02-000	EA	Support Overhead Sprung Door
	093586 03 000	EA	Catch Spring Roller
	093586 04-000	EA	Strike - Spring Steel
	098654 01-000	EA	Sink - Double - w/Mounting Hardware - SST
	091253 01-000	EA	Gasket - Faucet
	011053-03 000	EA	Faucet - 8" Swing Spout
	055516 01 000	EA	Bracket - Front Tiedown - Range w/Oven
	055516 02 000	EA	Bracket Rear Tiedown Range w/Oven
	081587 01 000	EA	Bracket Tiedown - Range - Right
	081587-01-000	EA	Bracket Tiedown Range - Left
	067544 01 000	EA	Bracket Tiedown - Refrigerator - Left
	067544 02 000	EA	Bracket Tiedown - Refrigerator - Right
	094756 01-01A	EA	Bracket - Microwave Tan
	085280 04 000	EA	Cover - Burner - BiFold - Almond
	059777 02 000	EA	Hinge Cabinet Door Burnished Brass
	074981 01 000	EA	Cutting Board Maple Unfinished
	077409 02 000	EA	Drawer Slide Mounted To Cabinet - 20 75" Plastic
	093288 01 01A	EA	Tray - Silverware - 12 7" x 20" - Beige
	093288 03 01A	EA	Tray Silverware - 10 2" x 17 6" Beige
	100081-01-01A	EA	Tray Silverware - 9" x 13 3" - Almond - Rubbermaid
	058334-01-000	EA	Wastebasket - 9 3/4" x 7" x 10" - White - Rubbermaid
	054450 01-000	EA	Level - Refrigerator
	065225 01-000	EA	Plate - Tiedown - Refrigerator
	104181 01 01A	EA	Support Lat 5 3" - Extends to 7 5" - Safety Ring
	081530 01 AA8	EA	Sink Cover Large (AD5, AD6)
	081530 01 AA9	EA	Sink Cover Large (AD7)
	090329 01 000	FT	Seal "T" - Refrigerator Cabinet
	072852 01 000	EA	Smoke Detector w/9 Volt Battery
	066437-01-000	EA	Strainer - Galley Sink w/Basket
	094756 01 01A	EA	Bracket - "L" Microwave - 4 6" Long x 3 9" Wide - Steel - Tan
	094750 01-000	EA	Bracket Asm - Microwave
	094745-01 01A	EA	Trim - Microwave - Lower - Black
	094774 01-01A	EA	Trim - Microwave - Either Side 5" x 14 8" - Metal - Black
	094774-03 01A	EA	Trim - Microwave - Either Side - 1 5" x 14 8" - Metal - Black

1990 ITASCA TABLE OF CONTENTS

INTRODUCTION	A 01 - A 02
ABBREVIATIONS	A 03
ALPHABETICAL/GROUP REFERENCE	A 04 - A 06
IF424RC	A 07 - D-12
IF426RT	D-13 G 16
IF427RT	G-17 K 03

1990 IF424RC INDEX

Floor Plan	A 07 - A 08
Accessories Group	A 09 - A 12
Bath Group	A-13 - A 14
Bedroom Group	A 15
Chassis Group	A 16 A 20
Curtain, Cushion & Pad Group	A 21 - B 04
Dinette Group	B 05 - B 06
Driver's Compartment Group	B 07 - B-09
Electrical Group	B-10 - B 13
Exterior Body Group	B 14 - B 18
Galley Group	B 19 - B-23
Heating & Air Conditioning Group	B 24 C 02
Interior Finish Group	C 03 - C-05
Labels Group	C 06 C 13
LP Group	C-14
Lounge Group	C-15
Sealants & Fasteners Group	C-16 C-18
Water & Sewage Group	C 19 - C-21
Window, Vent & Exterior Door Group	C-22 - D 11

GALLEY GROUP (CONTINUED)

GALLEY APPLIANCES			
Key	Part Number	U/M	Description
	094038 02 000	EA	Refrigerator - 3 Way Small Double Door - Norcold 663 (Option L04E)
	094038 04 000	EA	Refrigerator - 2 Way Small Double Door - Norcold 662
	084879 03 700	EA	Coning Unit
	064473 03-719	EA	Flue
	088248 01 709	EA	Heater A/C
	075217 01 737	EA	Control Module
	094039 04 702	EA	Power Supply (2 Way)
	094039 01 737	EA	Power Supply (3 Way)
	094039 04-701	EA	Eyebrow (2 Way)
	094039 01-701	EA	Eyebrow (3 Way)
	094039 04-700	EA	P.C. Board (2 Way)
	094039 01 700	EA	P.C. Board (3 Way)
	084880 01 715	EA	Shut Off Valve - Manual
	084880 01 713	EA	Male Connector
	064473 01-702	EA	Orifice
	084240 01 706	EA	Burner
	088248 01 708	EA	Ignition Electrode
	084880 01 733	EA	Dairy Keeper
	084880 01 734	EA	Hinge Bracket - Top Right/Bottom Left (Brown)
	094039 01 723	EA	Hinge Bracket - Top Right/Bottom Left (Black)
	094039 01 707	EA	Upper Door Handle Asm. (Brown)
	094039 01 708	EA	Upper Door Handle Asm. (Black)
	094039 01 705	EA	Upper Door Liner - White (Brown)
	094039 01 706	EA	Upper Door Liner - White (Black)
	084880 01-735	EA	Hinge Bracket - Top Left/Bottom Right (Brown)
	094039 01 724	EA	Hinge Bracket - Top Left/Bottom Right (Black)
	075217 01 738	EA	Switch Rocker 3 Position Black
	084880 01 732	EA	Latch
	084880 02 700	EA	Lower Flange
	094039 01 732	EA	Front Cover Bottom Trim Black
	094039 01 712	EA	Door Bin - w/Silver Border - Gray
	094039 01 718	EA	Milk Bin - w/Silver Trim - Gray
	084880 01-747	EA	Hole Plug
	094039 01 722	EA	Hole Plug - Hinge Holes - Black
	094039 01 711	EA	Juice Rack - w/Silver Trim
	094039 01-726	EA	Evaporator Shell
	084880 03 707	EA	Cover - Lamp or Bulb
	094039 01-733	EA	Wire Shelf - Middle
	094039 01 734	EA	Wire Shelf w/Riser - Top
	084880 01 722	EA	Crisper Cover
	094039 01 731	EA	Crisper w/Silver Trim - Gray
	094038 01-705	EA	Cabinet Asm. - Frame (Brown)
	094038 01 706	EA	Cabinet Asm. - Frame (Black)
	084880 01 746	EA	Cable
	084880 01 731	EA	Hinge Pin
	094039 01 725	EA	Hinge Pin - Male Black
	094039 01-729	EA	Hinge Pin Shaft - Center Hinge (Brown)
	094039 01-730	EA	Hinge Pin Shaft - Center Hinge (Black)
	094039 01-727	EA	Hinge Bracket - Center Hinge (Brown)
	094039 01 728	EA	Hinge Bracket - Center Hinge (Black)
	084880 01 749	EA	Hinge Bushing
	088248 01 707	EA	Sensor Electrode
	088248 01-710	EA	Heater DC (3 Way)

GALLEY GROUP (CONTINUED)

GALLEY APPLIANCES (CONTINUED)			
Key	Part Number	U/M	Description
	094039 01-702	EA	Gasket - Upper - Gray
	094038 01-700	EA	Gasket - Lower - Gray
	094039 01-705	EA	Upper Door Liner - White (Brown)
	094039 01-706	EA	Upper Door Liner - White (Black)
	094038 01-701	EA	Lower Door Liner - White (Brown)
	094038 01-702	EA	Lower Door Liner - White (Black)
	094038 01-703	EA	Lower Door Handle Asm. (Brown)
	094039 01-716	EA	Lower Door Handle Asm. (Brown)
	094038 01-704	EA	Lower Door Handle Asm. (Black)
	094039 01 717	EA	Lower Door Handle Asm. (Black)
	084880 01 718	EA	Gas - Valve
	084880 03-705	EA	Bracket - Interior Refrigerator Light
	084880 03 706	EA	Lamp - Bulb
	084880 01-736	EA	Light Switch - Brown
	094039 01-703	EA	Hinge Plate - Left (Brown)
	094039 01-704	EA	Hinge Plate - Left (Black)
	094039 01-709	EA	Hinge Plate - Top - Right/Bottom Left (Brown)
	094039 01-710	EA	Hinge Plate - Top - Right/Bottom Left (Black)
	094039 01-741	EA	Tray - Shelf - Plastic - Gray
	084880 01 753	EA	Thermister - 78" w/o Clip
	096983 09 01A	EA	Hood - Range - w/Monitor Panel - Almond (US)
	096983 10-01A	EA	Hood - Range - w/Monitor Panel - Almond (CSA)
	096983 10-701	EA	Face Plate (Screened) LVS 1997
	096983 09 700	EA	Metal Face Plate (Screened) LVS 1995
	090973 01 700	EA	Motor - LVS CA508 1
	090973 01 702	EA	Blade - Fan - LVS VA193-1
	092696 01 709	EA	Bulb - 912 - Ventline VA415
	092696 01-710	EA	Socket - Light - Ventline CB267 2
	096983 01-708	EA	Lens - Lamp - Ventline CC179
	096983 01-707	EA	Filter Grease - 8" x 8" - LVS CC246
	079353 01-704	EA	Circuit Board - Tanks - LVS 5062
	075470 01-703	EA	Switch - ON/Momentary - Jensen RP1016
	075470 01 705	EA	Switch - On/Off/On Momentary - Jensen RP1014
	092696 01-701	EA	Knob - Cable Lever - Plastic - Black Ventline CC225
	096983 01 709	EA	Switch & Lever - Module - 17 1/2" Ventline CB547-4
	092696 01-703	EA	Fuse Holder - Ventline CC195
	079353 01 700	EA	Test Connector - LVS 7904
	092698 02 01A	EA	Vent - Range Hood - w/Door Off White
NOTE: Items indented below assembly are serviceable parts for that assembly			

1990 ITASCA

TABLE OF CONTENTS

INTRODUCTION

ABBREVIATIONS

ALPHABETICAL/GROUP REFERENCE

IF424RC

IF426RT

IF427RT

A-01 - A-02

A-03

A-04 - A-06

A-07 - D-12

D-13 - G-16

G-17 - K-03

1990 IF424RC INDEX

Floor Plan

Accessories Group

Bath Group

Bedroom Group

Chassis Group

Curtain, Cushion & Pad Group

Dinette Group

Driver's Compartment Group

Electrical Group

Exterior Body Group

Galley Group

Heating & Air Conditioning Group

Interior Finish Group

Labels Group

LP Group

Lounge Group

Sealants & Fasteners Group

Water & Sewage Group

Window, Vent & Exterior Door Group

A-07 - A-08

A-09 - A-12

A-13 - A-14

A-15

A-16 - A-20

A-21 - B-04

B-05 - B-06

B-07 - B-09

B-10 - B-13

B-14 - B-18

B-19 - B-23

B-24 - C-02

C-03 - C-05

C-06 - C-13

C-14

C-15

C-16 - C-18

C-19 - C-21

C-22 - D-11

GALLEY GROUP (CONTINUED)

GALLEY APPLIANCES (CONTINUED)			
Key	Part Number	U/M	Description
	055282-04 000	EA	Range w/Oven - 4 Burner - Almond - Magic Chef dT16NA-4Z 50
	055282 03 700	EA	Thermostat - Magic Chef 993 476
	055282 03 702	EA	Knob - Thermostat - Magic Chef 50 20281
	055282 03 708	EA	Bumper - Main Top - Plastic Plug - Magic Chef 744 176
	049045 01-742	EA	Burner Asm - Oven - Magic Chef 50 20216
	081374 02-701	EA	Regulator - Pressure - Magic Chef 976 27
	049045 01-739	EA	Valve - Top Burner - Magic Chef 997-584
	064782-02 705	EA	Handle - Oven Door - Black - Magic Chef 50 25104
	049045 01 728	EA	Broiler Pan w/ Insert - Magic Chef 50 22114 2
	064782 02 709	EA	Glass - Oven Door - Magic Chef 50 26096
	098507 02-703	EA	Glass - Oven Door - Outer - Magic Chef 50 27096-1
	098507-02-704	EA	Panel - Oven Door - Ebony - Magic Chef 2401F082 70
	055282-04-700	EA	Panel - Oven Door - Almond - Magic Chef 2401F075 74
	098507 02 700	EA	Filter - Pilot - Magic Chef 735 126
	098507 02 702	EA	Deflector - Vent - Magic Chef 50 27039 1
	098507 02 701	EA	Insert - Burner (Slotted Vent) - Magic Chef 7214P015 60
	064782 02-701	EA	Shield - Deflector Flue - Black - Magic Chef 50 25039 1
	049045 01-741	EA	Insert - Broiler Pan - Magic Chef 5022119 1 or 2
	064782 02-710	EA	Bracket - Front Glass - Magic Chef 56 62097
	064782-02-712	EA	Grate - Top Burner - Square Holes - Magic Chef 50 25439
	064782 02-714	EA	Fitting - Pipe Nipple - 1/8" - Magic Chef 863 1
	064782 02 708	EA	Valve - Mercury Control - Magic Chef 999 626
	098507 01-701	EA	Top - Main - Almond
	064782 02 707	EA	Top - Main - Ebony - 4 Burner - Magic Chef 50 27764A
	064782 02-712	EA	Grate - Top Burner - Square Holes - Magic Chef 50-25439
	064782-02 715	EA	Clip - Grate - Magic Chef 413 00015
	081374 03 000	EA	Range Top - 4 Burner w/o Oven - Magic Chef BT85NA 4 (Option L1351A)
	081374 03 700	EA	Trim - Cab - Rear - Almond - Magic Chef 3608F016-74
	081374 03-701	EA	Trim - Cab - Front - Almond - Magic Chef 3608F015 74
	081374 03 704	EA	Regulator - Pressure - Magic Chef 7510P032 60
	081374 03 703	EA	Trim - Back - Almond - Magic Chef 3608F009 74
	049045 01 703	EA	Valve - Top Burner - Magic Chef 997-584
	064782 02-712	EA	Grate - Top Burner - Square Holes - Magic Chef 50 2543
	064782 02-715	EA	Clip - Grate - Magic Chef - 413 00015
	081374 03 000	EA	Range Top - 4 Burner w/o Oven - Magic Chef BT 85 NA-4
	081374 03 700	EA	Trim - Cab - Rear - Almond - Magic Chef 3608F016 74
	081374 03 701	EA	Trim - Cab - Front - Almond - Magic Chef 3608F015 74
	081374 03-704	EA	Regulator - Pressure - Magic Chef 7510P032 60
	081374 03 705	EA	Trim - Back - Almond - Magic Chef 3608F009 74
	049045 01 703	EA	Valve - Top Burner - Magic Chef 997 584
	064782 02-712	EA	Grate - Top Burner - Square Holes - Magic Chef 50 2543
	064782 02-715	EA	Clip - Grate - Magic Chef 413 00015
	064782-02-711	EA	Top - Main - Almond - 4 Burner Square - Magic Chef 50 27764A
	085280 03 000	EA	Cover - Burner - Range w/Oven - Bi Fold - Almond - Magic Chef KL22A-1
	085280 04 000	EA	Cover - Burner - Range w/o Oven - Bi Fold - Almond - Magic Chef KL16A 1
	091269 03 000	EA	Oven - Microwave - Magic Chef M16 10PB
	091269 03-701	EA	Plate - Ceramic - 9.5" Dia - Magic Chef 246 005
	091269 03 702	EA	Clip - Oven Shelf - White - Magic Chef 201 0014
	091269 05 000	EA	Oven - Microwave - Magic Chef M15E 9PB
	063752 01 000	EA	Shroud Asm - Range
	These parts are used with Option L1351A		
	NOTE: Items indented below assemblies are serviceable parts for that assembly		

HEATING & AIR CONDITIONING

ROOF AIR CONDITIONER (Option L29D3A)			
Key	Part Number	U/M	Description
	092440 01 000	EA	Air Conditioner - Roof - 13,500 BTU
	092441 01 000	EA	Ceiling Asm - A/C - 220 Volt Roof Air Conditioner - 13,000 BTU
ROOF AIR CONDITIONER (Option L29D1A)			
Key	Part Number	U/M	Description
	093763 01 04A	EA	Air Conditioner - 110 Volt & Roof Mount - 13,500 BTU - TSR
	093763-04-700	EA	Shroud Roof A/C - w/o Logos
	093306-01-701	EA	Decal PKG - Left & Right
	091225 01-709	EA	Start Relay
	091225 01-710	EA	Start Capacitor
	073742-02-704	EA	Run Capacitor (Compressor)
	081606 01-708	EA	Limit Switch (Open 160, Close)
	093763 01-712	EA	Fan Blade - Condenser
	076303 01-712	EA	Motor
	093763 01-702	EA	Overload
	093763 01-703	EA	Impellor - 7" Dia x 2.8" Wide
	093763 01-704	EA	Capacitor Fan
	093763-01-707	EA	Evaporator Coil
	093763 01-708	EA	Condenser Coil
	093763-01 709	EA	Compressor
	093764-01-000	EA	Ceiling Asm - A/C Cool Only - TSR
	042204-01-709	EA	Thermostat In-64 - Out 58
	042205 01-702	EA	Thermostat In 89 - Out 58
	073742 01 701	EA	Selector Switch (5 Terminal)
	073742 01 703	EA	Decal - Heat & Cool
	093763 01-705	EA	Decal - Heat & Cool - Thermostat
	091225 01-713	EA	Knob (2 Per Package)
	081606 01-712	EA	Ceiling Shroud (Ivory)
	073742 01-702	EA	Decal Cool Only
	076303 01 707	EA	Filter - 6" x 14 3/4" x 1/2" - 12 Per PKG
	093763 01-710	EA	Single Parts Package
	093763 01 711	EA	Gasket Package
	091225 01 717	EA	Decal (Thermostat) Cool Only
	084077-03 000	EA	Cover - Blank - Roof Air Conditioner - 5 2" x 3 5" - Ivory
	092633 02-02A	EA	Cover - Blank - Roof Air Conditioner - 5 1" x 5 1" - Off White
NOTE: Items indented below assemblies are serviceable parts for that assembly			
REAR AUXILIARY HEATER W/MOTOR AID (Option L6111A)			
Key	Part Number	U/M	Description
	084405 01-000	EA	Heater Asm - Rear - Ducted - w/Motor Aid - Evans
	084405-01-700	EA	Heater Core
	084405 01-701	EA	Fan Blades
	084405 01 702	EA	Motor Asm - 12V
	056464 05 000	EA	Register - 4" Plastic - w/o Dampers
	084374 01-000	EA	Bracket - Switch - Heater
	084374 02 000	EA	Bracket - Switch - Heater
	084404 01 000	EA	Switch - Off/Low/Mid/High - Black
	084410 02 000	EA	Decal - Rear Auto Heater
	079059 01 000	EA	Hose - 90° - 61" T.D. x 4" x 36"
NOTE: Items indented below assemblies are serviceable parts for that assembly			

1990 ITASCA
TABLE OF CONTENTS

INTRODUCTION	A 01 - A 02
ABBREVIATIONS	A 03
ALPHABETICAL/GROUP REFERENCE	A-04 A 06
IF424RC	A 07 - D 12
IF426RT	D 13 - G-16
IF427FT	G 1 - K-03

1990 IF424RC INDEX

Floor Plan	A-07 - A 08
Accessories Group	A 09 - A 12
Bath Group	A-13 - A-14
Bedroom Group	A 15
Chassis Group	A-16 - A-20
Curtain, Cushion & Pad Group	A 21 B 04
Dinette Group	B 05 - B 06
Driver's Compartment Group	B 07 - B-09
Electrical Group	B-10 B-13
Exterior Body Group	B-14 - B 18
Galley Group	B 19 - B-23
Heating & Air Conditioning Group	B 24 C-02
Interior Finish Group	C 03 - C 05
Labels Group	C 06 - C-13
LP Group	C-14
Lounge Group	C-15
Sealants & Fasteners Group	C 16 - C 18
Water & Sewage Group	C 19 - C 21
Window, Vent & Exterior Door Group	C 22 - D-11

HEATING & AIR CONDITIONING GROUP (CONTINUED)

FURNACES

Key	Part Number	U/M	Description
	075695 01 000	EA	Furnace Direct Ignition 21000 BTU Suburban
	075695 01-701	EA	Pipe Gas Inlet Suburban 170858
	075695 01 704	EA	Manifold Asm Suburban X170757
	075695 01 708	EA	Microswitch Asm Suburban X230510
	075695 01 710	EA	Cabinet Front Suburban 100808
	075695 01 711	EA	Cabinet Asm Suburban X100962
	075695 01 712	EA	Tube For Vent Cap Asm 2 7/8" Suburban 260164
	092300 01 723	EA	Motor Suburban 231206
	093365 01 060	EA	Thermostat Furnace Suburban 160932
	075696 02-714	EA	Vent Cap & Exhaust Tube Asm Suburban 260164
	092300 01 712	EA	Burner Asm Suburban X010701
	092300 01 720	EA	Wheel Room Air Suburban 350113
	075696 01-703	EA	U Clip Tinnerman Suburban 121378
	075696 02 703	EA	Collar Duct Suburban 050715
	075696 02-705	EA	Harness Power Supply Suburban 520322
	092300 01 706	EA	Door Burner Access Suburban 030523
	092300 01 701	EA	Gasket Electrode Suburban 070163
	075696 02 709	EA	Disc Glass Suburban 310026
	069634 01-732	EA	Gasket Burner Access Door Suburban 070398
	069633 01 706	EA	Screw Vent Cap Suburban 121219
	069631 01 706	EA	Module Board Suburban 230507
	069634 01 707	EA	Switch Fan Suburban 230575
	069634 01 733	EA	Relay Time Delay Suburban 231202
	069634 01 709	EA	Elbow 90° Black Iron Suburban 170082
	069634 01 729	EA	Valve Gas Johnson Suburban 160832
	069634 01 712	EA	Gasket Manifold Suburban 070408
	069633 01-701	EA	Orifice Main Burner Suburban 0180222
	092300 01-724	EA	Gasket Motor Mount Suburban 070384
	092300 01-727	EA	Gasket Combustion Air Housing Suburban 070386
	075696 02 735	EA	Housing Combustion Air Outside Suburban 390240
	069634 01 716	EA	Valve Manual Shutoff Suburban 160740
	092300 01-705	EA	Electrode Suburban 230956
	075696 02-728	EA	Gasket Crossover Tube Suburban 070385
	075696 02 729	EA	Crossover Tube Suburban X05051
	075696 01 706	EA	Housing Combustion Air Asm Suburban X390179
	074466 01-717	EA	Thermostat
	075696 02 000	EA	Furnace 31000 BTU Suburban w/o Thermostat
	075695 01-711	EA	Cabinet Asm Suburban X100962
	075696 01-703	EA	U Clip Tinnerman Suburban 121378
	075695 01 710	EA	Front Cabinet Suburban 100808
	075696 02 703	EA	Collar Duct Suburban 050715
	094334 01 000	EA	Plug Electrical 3 Position Furnace Suburban 520
	092300 01-705	EA	Electrode Suburban 230956
	092300 01-706	EA	Door Burner Access Suburban 030523
	092300 01 701	EA	Gasket Electrode Suburban 070163
	069634 01-732	EA	Gasket Burner Access Door Suburban 070398
	069633 01-700	EA	Switch Limit Suburban 230496
	069634 01-706	EA	Module Board Suburban 231427
	069634 01-733	EA	Relay Time Delay 20 & 30 BTU Suburban 231202
	075696 02-714	EA	Vent Cap & Exhaust Tube Asm Suburban 260164
	092300 01 712	EA	Burner Asm Suburban X010701
	069634 01-720	EA	Orifice Main Burner Suburban 0180222
	069634 01-712	EA	Gasket Manifold Suburban 070408
	075695 01-704	EA	Manifold Asm Suburban X170757
	069634 01-729	EA	Valve Gas Johnson Suburban 160832
	075695 01 703	EA	Pipe Gas Inlet Suburban 170858
	075696 02-721	EA	Gasket Gas Inlet Pipe Suburban 070432
	069634 01-709	EA	Elbow 90° Black Iron Suburban 170082
	069634 01 716	EA	Valve Manual Shutoff Suburban 160740
	092300 01 720	EA	Wheel Room Air Suburban 350113
	092300 01 721	EA	Blower Housing Assembly Suburban 390283

NOTE Items indented below assemblies are serviceable parts for that assembly

HEATING & AIR CONDITIONING GROUP (CONTINUED)

FURNACES (CONT)

Key	Part Number	U/M	Description
	092300 02 702	EA	Micro Switch Asm Suburban X230509
	075696 02 727	EA	Bracket Motor Mount Suburban 062138
	075696 02 728	EA	Gasket Crossover Tube Suburban 070385
	075696 02 729	EA	Crossover Tube Suburban X050751
	075696 01 700	EA	Motor Asm Suburban 231208
	092300 01 721	EA	Gasket Motor Mount Suburban 070384
	075696 02 732	EA	Housing Asm Combustion Air Suburban X390110
	092300 01 726	EA	Wheel Comb Air
	092300 01 727	EA	Gasket Combustion Air Housing Suburban 070386
	075696 02 735	EA	Housing Combustion Air Outside Suburban 390240
	074466 01 717	EA	Thermostat
	009198 01-000	FT	Duct Flexible 4 ID x 25
	069635 02 000	EA	Connector Duct
	056464 01 000	EA	Register 4" Dia Plastic w/Damper
	056464 02 000	EA	Register 4" Dia Plastic w/o Damper
	009200 01 000	EA	Tape Furnace 1 1/2"
	023146 01 000	EA	Clamp Screw Type 4
	093355 01 000	EA	Thermostat Furnace Suburban (Wall)

NOTE Items indented below assemblies are serviceable parts for that assembly

1990 ITASCA
TABLE OF CONTENTS

INTRODUCTION	A 01	A 02
ABBREVIATIONS		A 03
ALPHABETICAL/GROUP REFERENCE	A 04	A 06
IF424RC	A 07	D 12
IF426RT	D 13	G 16
IF427RT	G 17	K 03

1990 IF424RC INDEX

Floor Plan	A 07	A 08
Accessories Group	A 09	A 12
Bath Group	A 13	A 14
Bedroom Group		A 15
Chassis Group	A 16	A 20
Curtain, Cushion & Pad Group	A-21	B 04
Dinette Group	B-05	B 06
Driver's Compartment Group	B 07	B 09
Electrical Group	B 10	B 13
Exterior Body Group	B-14	B 18
Galley Group	B-19	B 23
Heating & Air Conditioning Group	B-24	C-02
Interior Finish Group	C-03	C 05
Labels Group	C-06	C 13
LP Group		C 14
Lounge Group		C-15
Sealants & Fasteners Group	C-16	C 18
Water & Sewage Group	C 19	C 21
Window Vent & Exterior Door Group	C-22	D 11

INTERIOR FINISH GROUP

PANELLING & COUNTERTOP

Key	Part Number	U/M	Description
	074497 10 000	SF	Panelling Regal Oak 48" x 84" (Cabinets)
	074477 14 000	SF	Panelling Crossink 38" x 81" (Ceiling)
	088272 63 000	SF	Panelling Decor Pastel 38" x 84" (Main Wall) (AD5, AD6)
	088272 62 000	SF	Panelling Decor Dove 38" x 84" (Main Wall) (AD7)
	088272 38 000	SF	Panelling Decor Bone 38" x 81" (Vet Bath)
	088272 72 000	SF	Panelling Shower Travertine White 3' x 7' (28 SF)
	087418 02 000	SF	Plywood Oak 1 Side Finished 3'16" x 4' x 8' (32 SF)
	074498 32 000	SF	Plastic Laminabe Neutral 60" x 96" (Countertop) (AA5, AD7)
	074498 31 000	SF	Plastic Laminabe Gray 60" x 96" (Countertop) (AD5, AD6)
	093743 01 02A	SF	Plastic ABS 11 5" Wide Off White Roof
	074498 24 000	SF	Plastic Laminabe Regal Oak 60" x 96" (Countertop)
	076325 16 000	FT	Edge Molding Regal Oak
* These parts were used from 1/9/91 on			

CABINETRY & TABLE HARDWARE

Key	Part Number	U/M	Description
	076767 02 000	EA	Table 1'16" x 16 1/2" 5ST
	077104 02 000	EA	Drawer Plastic 20" x 12 1/2" Beige
	077409 02 000	EA	Slide Plastic Drawers
	009059 01 000	EA	Hinge 2" Brass
	061791 05 000	EA	Cup Holder Two Step Beige
	021281 07 000	EA	Bracket Lower Wall Mount
	053200 05 000	EA	Bracket Upper Wall Mount 23 1/2" - Beige
	021275 05 000	EA	Red Table Lift
	049193 08 000	EA	Catch Table Leg Mounts on Floor
	092593 01 01A	EA	Catch Leg Mounted Round 1 1/2" Dia Beige
	088110 01 000	EA	Hanger Table
	062016 01 000	EA	Clip Leg Pedestal Table 1 7/8" x 2 1/2"
	041194 01 000	EA	Base Pedestal Table Flush Mount (Option L63B)
	092707 01 01A	EA	Molding Wood Table Leg 27" - Regal Oak
	093550 01 000	EA	Bracket Hinge Mounts To Leg & Table Top 1 7/8" x 2 1/2"
	009010 06 000	EA	Leg Pedestal Table 27 1/2" (Option L63B)
	016604 03 000	EA	Brace Cabinet L Angle 2 1/2" Beige
	081166 02 000	EA	Slide Drawer Right Side Drawer Mounted
	084466 03 000	EA	Slide Drawer Left Side - Drawer Mounted
	084466 04 000	EA	Slide Cabinet Right Side 17 9/16" to 31 1/2"
	084466 05 000	EA	Slide Cabinet Left Side 17 9/16" to 31 1/2"

INTERIOR FINISH GROUP (CONTINUED)

FABRIC & FLOOR COVERING

Key	Part Number	U/M	Description
	096008 28 000	YD	Fabric Upholstery - Plain Velour (AD5)
	096008 30 000	YD	Fabric Upholstery - Plain Velour (AD6)
	096008-37 000	YD	Fabric Upholstery - Dotted Velour (AD5)
	096008 23 000	YD	Fabric Upholstery - Dotted Velour (AD6)
	096008 35 000	YD	Fabric Upholstery - Woven Velour (AD7)
	096008-18 000	YD	Fabric Upholstery - Patterned Velour (AD5)
	096008 19 000	YD	Fabric Upholstery - Patterned Velour (AD6)
	096008 20 000	YD	Fabric Upholstery - Patterned Weave (AD7)
	088273 41 000	YD	Fabric Bedspread/Curtain - Patterned (AD5, AD6)
	088273 40 000	YD	Fabric Bedspread/Curtain - Patterned (AD7)
	072333 70 000	YD	Fabric Curtain - Plain (AD5)
	072333 71 000	YD	Fabric Curtain - Plain (AD6)
	072333 72 000	YD	Fabric Curtain - Plain (AD7)
	081926 01-000	YD	Backing - Quilting - White
	087272 01 000	YD	Lining - Drapery - 48" Ivory
	079680 01-000	YD	Vinyl Expanded Buckskin (End Caps)
	079680 09 000	YD	Vinyl Off White
	047034 02 000	SF	Plastic - Carpet Runner 4' Wide - Clear Poly
	096060 11 000	SY	Carpet Amethyst (AD5)
	096060 03 000	SY	Carpet Eclipse Gray (AD6)
	096060 12 000	SY	Carpet - Tumbleweed (AD7)

INTERIOR MOLDINGS & TRIMS

Key	Part Number	U/M	Description
	069733-70 000	EA	Batt Strip Regal Oak 8' (Woodgrain)
	088263-30 000	EA	Batt Strip Crossink - Spatter (Ceiling)
	088263 42 000	EA	Batt Strip Pastel 8' (Main Wall) (AD5, AD6)
	088263 33 000	EA	Batt Strip - Dove - 8' (Main Wall) (AD7)
	085284 26 000	FT	Batt Strip Pastel - Adhesive Tape (AD5, AD6)
	085284 27 000	FT	Batt Strip Dove - Adhesive Tape (AD7)
	086229-01 000	EA	Retainer - Batten - Ceiling - 75" Wide - 7 1/2"
	086229 04-000	EA	Batten 1" - Ceiling Molding - Ivory
	065740 01-000	EA	Brace Cabinet Corner - Plastic
	082111 01 000	EA	Cover Roof Break - 2 28" Wide - Champagne
	009809 17 000	EA	Molding - Corner - Outside 1" Plastic Light Oak
	085746-01 000	FT	J Trim - Carpet 1 1/2" x 5" Angle - 10' Long Beige
	009812 17 000	EA	F Molding - 5" - Regal Oak
	009815 09-000	FT	T-Molding 75" - Modern Ivory
	083620 01-000	FT	T Molding w/Edge Lips - 75" - Brown
	083620 04 000	FT	T-Molding - w/Edge Lips 75" - Light Oak
	076325 16-000	FT	Molding - Edge Band 1 5/16" Wide - Regal Oak
	086279 02-000	FT	Trim - Insert 9" - Plastic - Off White
	022992-08 000	FT	Molding - Reverse Cove T Shaped - Vinyl - Off White
	042357 11-000	EA	Molding - Corner - Radius - 1 1/2" x 7" - Plastic - Lt Oak
	081294-02 000	EA	Molding - Shelf - Notched Wood - 8" Long
	078323 05 W24	EA	Molding - Wall Cap - 77 1/2"
	078323 06 X14	EA	Molding - Wall Cap - Lips Both Sides - 6 1/2" Long
	077840-01 000	EA	Molding Wall Cap - 1 1/4" x 8" L Shaped Wood
	081521-02 007	EA	Mount Metal For Radius Corner Molding - 12 1/2"
	080176 02 000	EA	Corner Cap - Radius Corner Molding - Lt Oak
	070504 01-000	FT	U Channel 65 - Light Brown
	009778 07-000	FT	U Channel - 1" - Regal Oak
	009767-10 000	FT	Welting - Mahogany
	009757 12-000	FT	Welting - Off White
	093873-01 02A	EA	Trim - Carpet L-Angle 1 1/2" x 1 1/2" x 12' - Vinyl Tan
	100659 01 AB1	EA	Trim - Floor - 72" x 1" x 1/2" - Wood
	078539 01-000	EA	Trim Cab Carpet Passenger Side - 29" Long
	078539 02-000	EA	Trim Cab Carpet Driver Side - 29" Long
	047031-02 000	SF	Plastic - Carpet 4' Wide - Clear
	085279 02-000	FT	Trim Insert 9" Plastic Off White

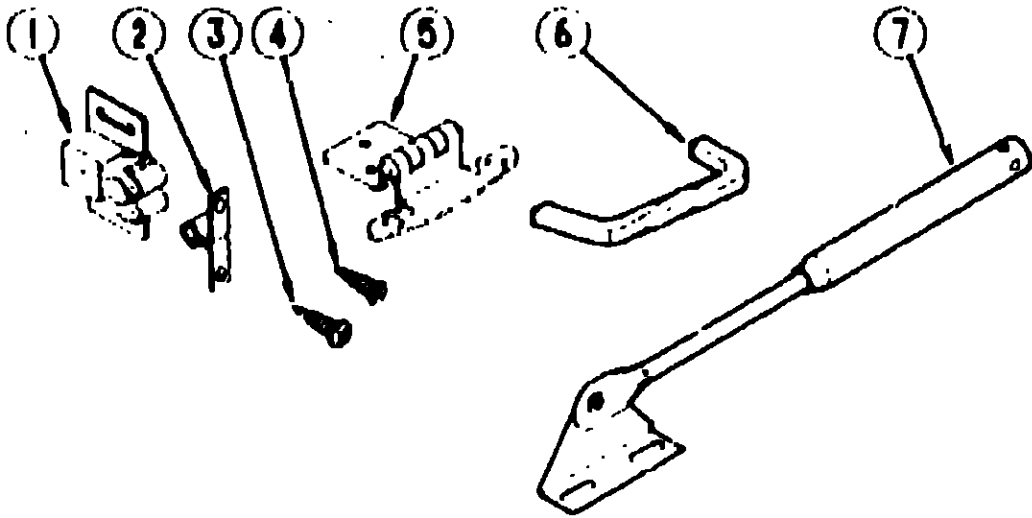
1990 ITASCA
TABLE OF CONTENTS

INTRODUCTION	A 01 - A 02
ABBREVIATIONS	A 03
ALPHABETICAL/GROUP REFERENCE	A 04 - A 06
IF424RC	A 07 - D 12
IF426H1	D 13 - G 16
IF427RT	G 17 - K 03

1990 IF424RC INDEX

Floor Plan	A 07 - A 08
Accessories Group	A 09 - A 12
Bath Group	A 13 - A-14
Bedroom Group	A 15
Chassis Group	A 16 - A 20
Curtain, Cushion & Pad Group	A 21 - B 04
Dinet'e Group	B-05 - B 06
Driver's Compartment Group	B 07 - B-09
Electrical Group	B 10 - B 13
Exterior Body Group	B 14 - B 18
Galley Group	B 19 - B-23
Heating & Air Conditioning Group	B 24 - C 02
Interior Finish Group	C 03 - C-05
Labels Group	C 06 - C 13
LP Group	C-14
Lounge Group	C-15
Sealants & Fasteners Group	C-16 - C 18
Water & Sewage Group	C 19 - C 21
Window, Vent & Exterior Door Group	C 22 - D-11

INTERIOR FINISH GROUP (CONTINUED)



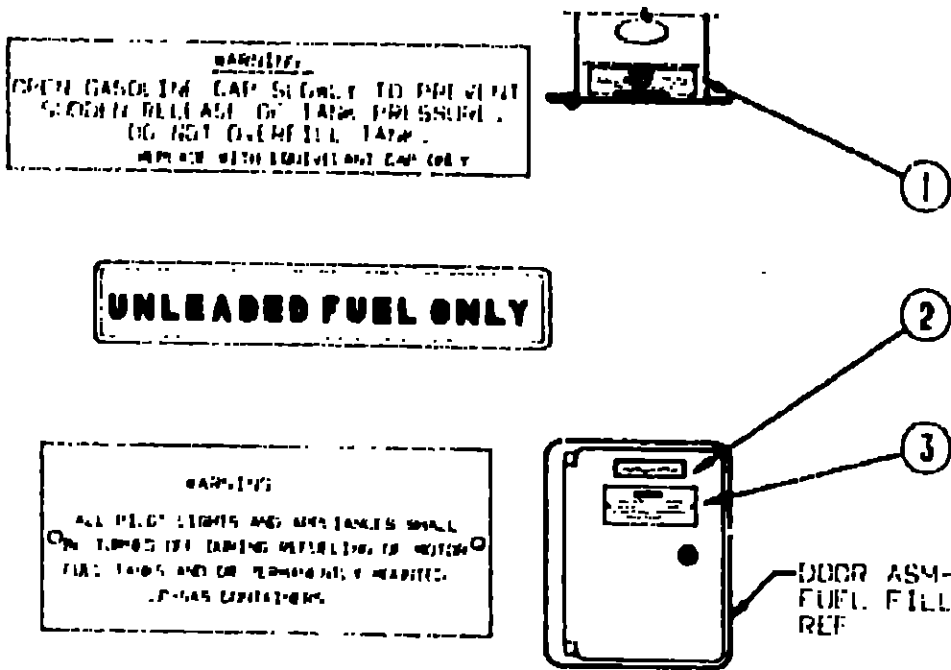
CABINET DOOR HARDWARE

Key	Part Number	U/M	Description
1	093586-03-000	EA	Catch - Spring Roller
2	093586-04-000	EA	Strike - Steel Spring
3	000G68-06-10G	EA	Screw - 6-18 x 5/8 POH - Antique Brass
4	000G13-06-10G	EA	Screw - 6-20 x 5/8 PFH - Antique Brass
5	059777-02-000	EA	Hinge - Cabinet Door - Burnished Brass
6	088264-01-000	EA	Pull - Cabinet - Polished Brass
7	074493-02-000	EA	Support - Piston Spring - Overhead Door

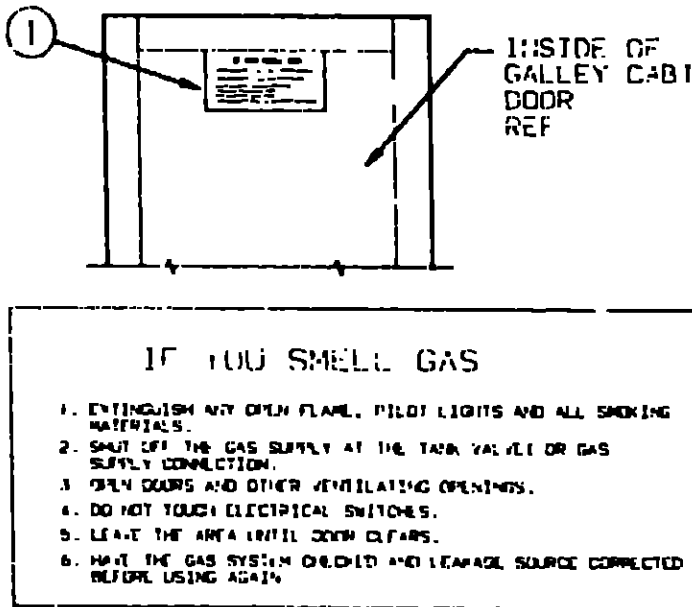
MISCELLANEOUS

Key	Part Number	U/M	Description
	053552-02-AA8	EA	Handle Asm. - Assist - Vinyl - Beige
	094499-01-000	EA	Fire Extinguisher - 10 BC - w/Bracket (US)
	094499-01-700	EA	Bracket - Mounting - Fire Extinguisher
	072852-01-000	EA	Smoke Detector w/9 Volt Battery
	054185-35-000	EA	Owners Manual - 1990

LABELS GROUP



Key	Part Number	U/M	Description
1	087207-05-000	EA	Label - Fuel Cap Removal
2	062043-01-000	EA	Label - Unleaded Fuel
3	006040-01-000	EA	Tag - Gas Refueling Warning (US)
3	006040-02-000	EA	Tag - Gas Refueling Warning (CSA)



Key	Part Number	U/M	Description
1	073998-01-000	EA	Label - LPG - Odor Warning (US)
1	023769-01-000	EA	Label - LPG - Odor Warning (CSA)

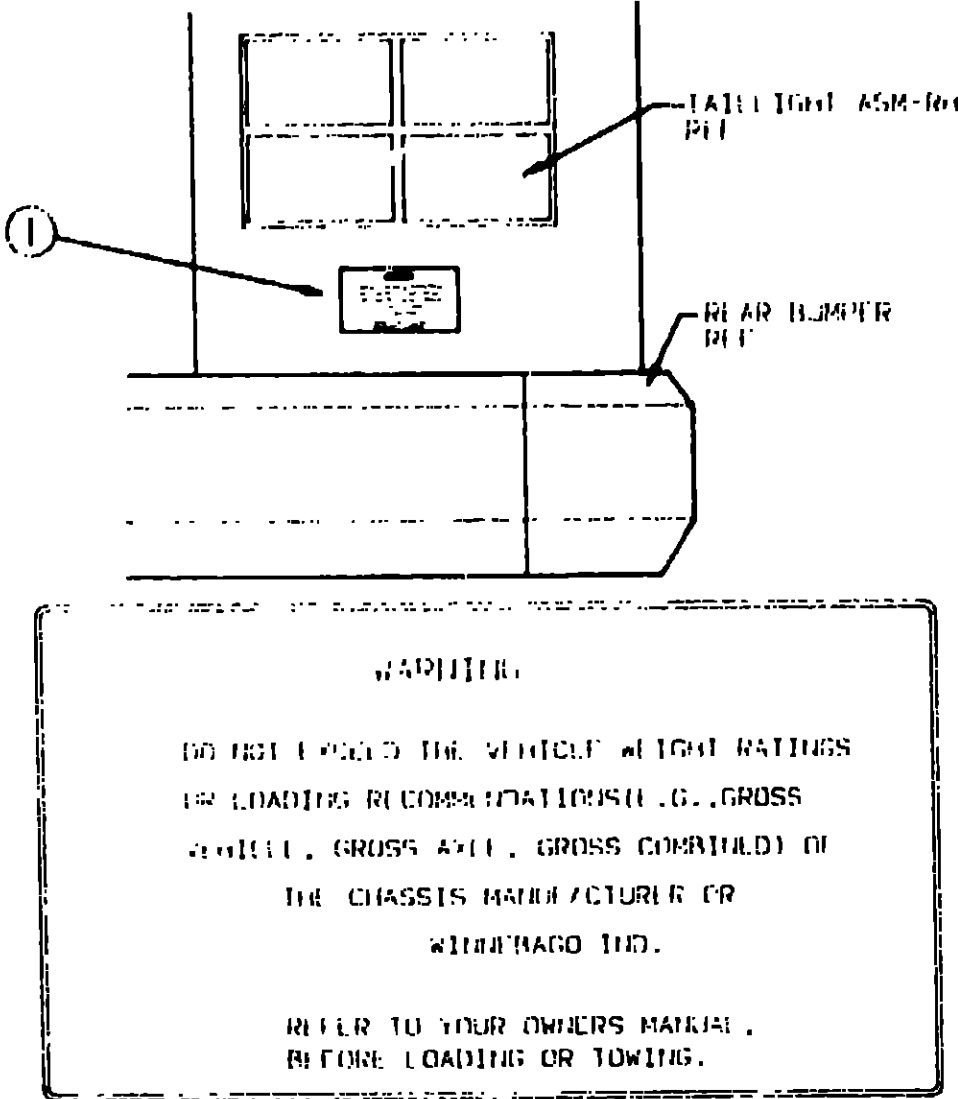
1990 ITASCA
TABLE OF CONTENTS

INTRODUCTION	A-01 - A-02
ABBREVIATIONS	A-03
ALPHABETICAL/GROUP REFERENCE	A-04 - A-08
IF424RC	A-07 - D-12
IF426RT	D-13 - G-16
IF427RT	G-17 - K-03

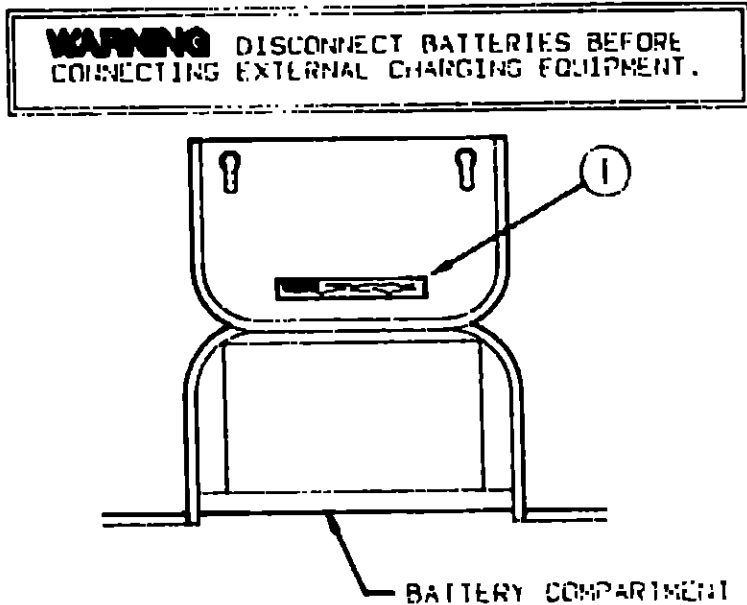
1990 IF424RC INDEX

Floor Plan	A-07 - A-08
Accessories Group	A-09 - A-12
Bath Group	A-13 - A-14
Bedroom Group	A-15
Chassis Group	A-16 - A-20
Curtain, Cushion & Pad Group	A-21 - B-04
Dinette Group	B-05 - B-06
Driver's Compartment Group	B-07 - B-09
Electrical Group	B-10 - B-13
Exterior Body Group	B-14 - B-18
Galley Group	B-19 - B-23
Heating & Air Conditioning Group	B-24 - C-02
Interior Finish Group	C-03 - C-05
Labels Group	C-06 - C-13
LP Group	C-14
Lounge Group	C-15
Sealants & Fasteners Group	C-16 - C-18
Water & Sewage Group	C-19 - C-21
Window, Vent & Exterior Door Group	C-22 - D-11

LABELS GROUP (CONTINUED)

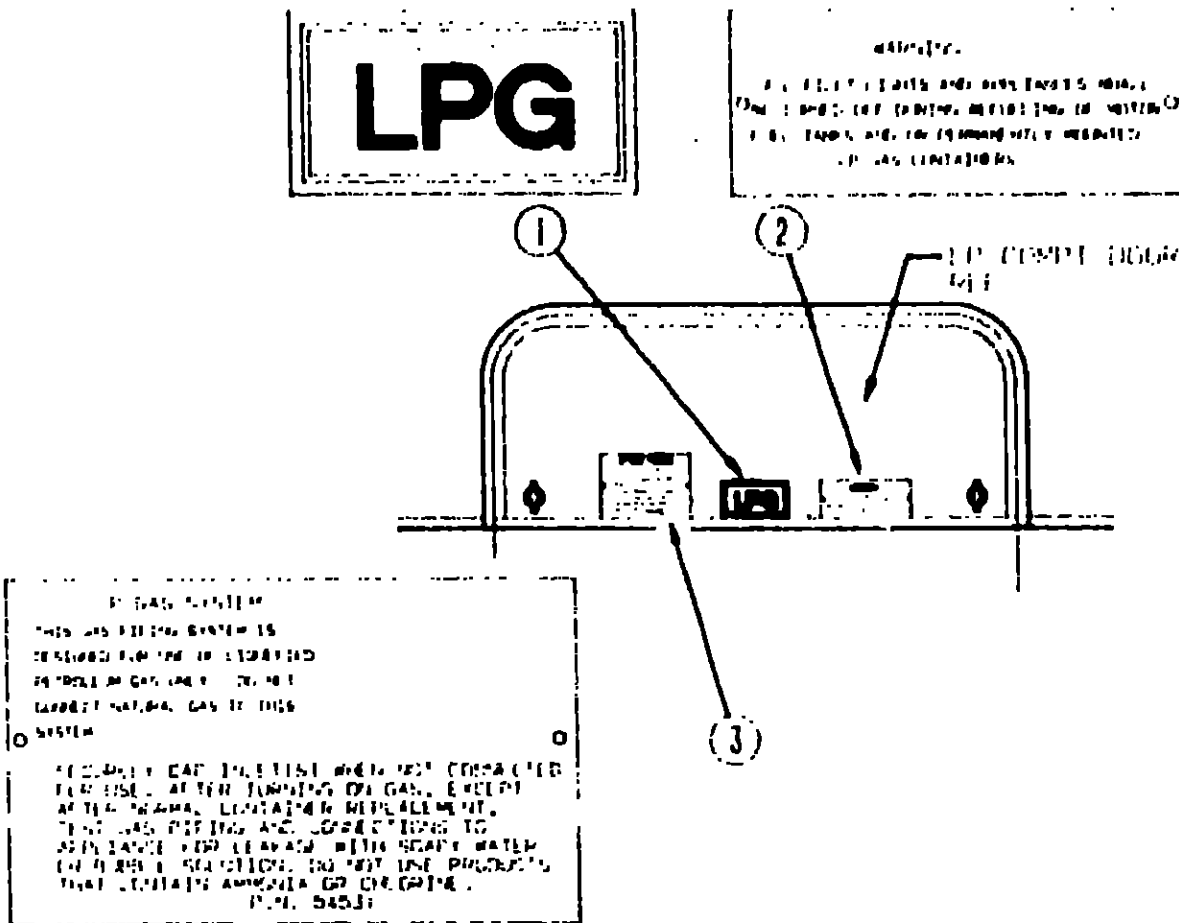


Key	Part Number	U/M	Description
1	075220-01-000	EA	Label - Warning - Exterior Load

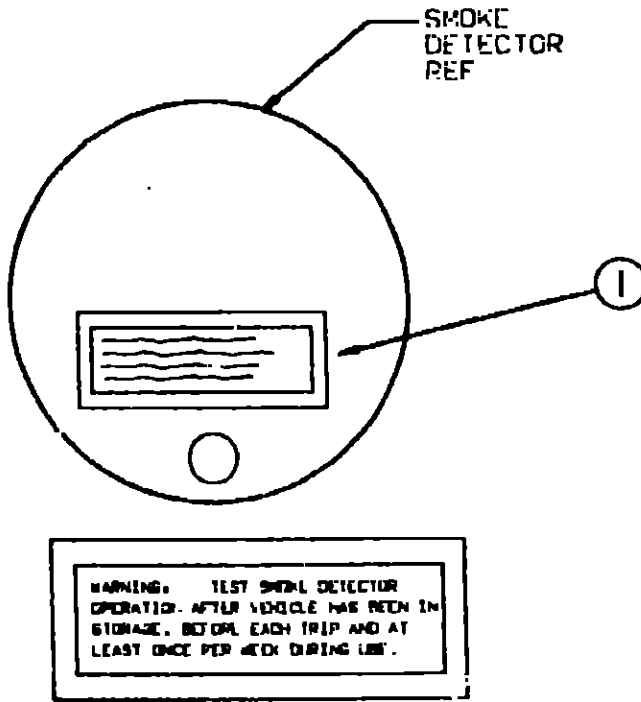


Key	Part Number	U/M	Description
1	065748-01-000	EA	Label - Caution - Battery Charging

LABELS GROUP (CONTINUED)



Key	Part Number	U/M	Description
1	074559-01-000	EA	Label - "LPG" - 3.3" x 1.75" (California Code)
2	006040-01-000	EA	Tag - Gas Refueling Warning (US)
2	006040-02-000	EA	Tag - Gas Refueling Warning (CSA)
3	054531-01-000	EA	Label - LP Gas Only



Key	Part Number	U/M	Description
1	077956-01-000	EA	Label - Warning - Smoke Detector

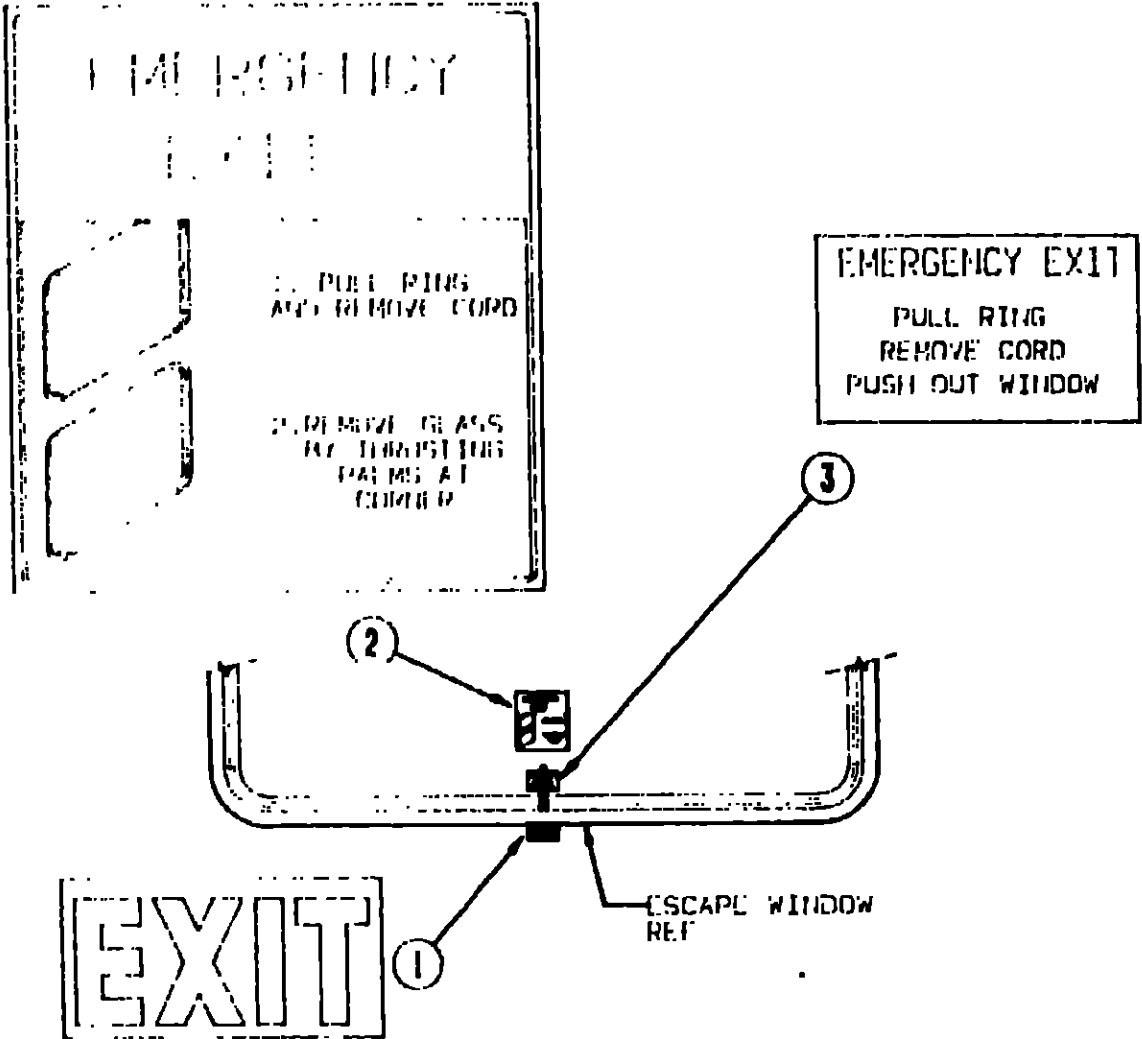
1990 ITASCA
TABLE OF CONTENTS

INTRODUCTION	A-01 - A-02
ABBREVIATIONS	A-03
ALPHABETICAL/GROUP REFERENCE	A-04 - A-06
IF424RC	A-07 - C-12
IF426RT	D-13 - G-16
IF427RT	G-17 - K-03

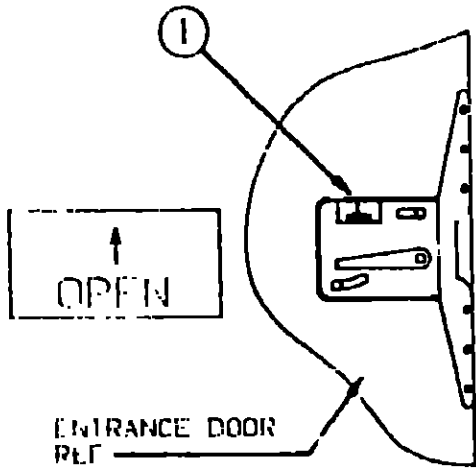
1990 IF424RC INDEX

Floor Plan	A-07 - A-08
Accessories Group	A-09 - A-12
Bath Group	A-13 - A-14
Bedroom Group	A-15
Chassis Group	A-16 - A-20
Curtain, Cushion & Pad Group	A-21 - B-04
Dinette Group	B-05 - B-06
Driver's Compartment Group	B-07 - B-09
Electrical Group	B-10 - B-13
Exterior Body Group	B-14 - B-18
Galley Group	B-19 - B-23
Heating & Air Conditioning Group	B-24 - C-02
Interior Finish Group	C-03 - C-05
Labels Group	C-06 - C-13
LP Group	C-14
Lounge Group	C-15
Sealants & Fasteners Group	C-16 - C-18
Water & Sewage Group	C-19 - C-21
Window, Vent & Exterior Door Group	C-22 - D-11

LABELS GROUP (CONTINUED)

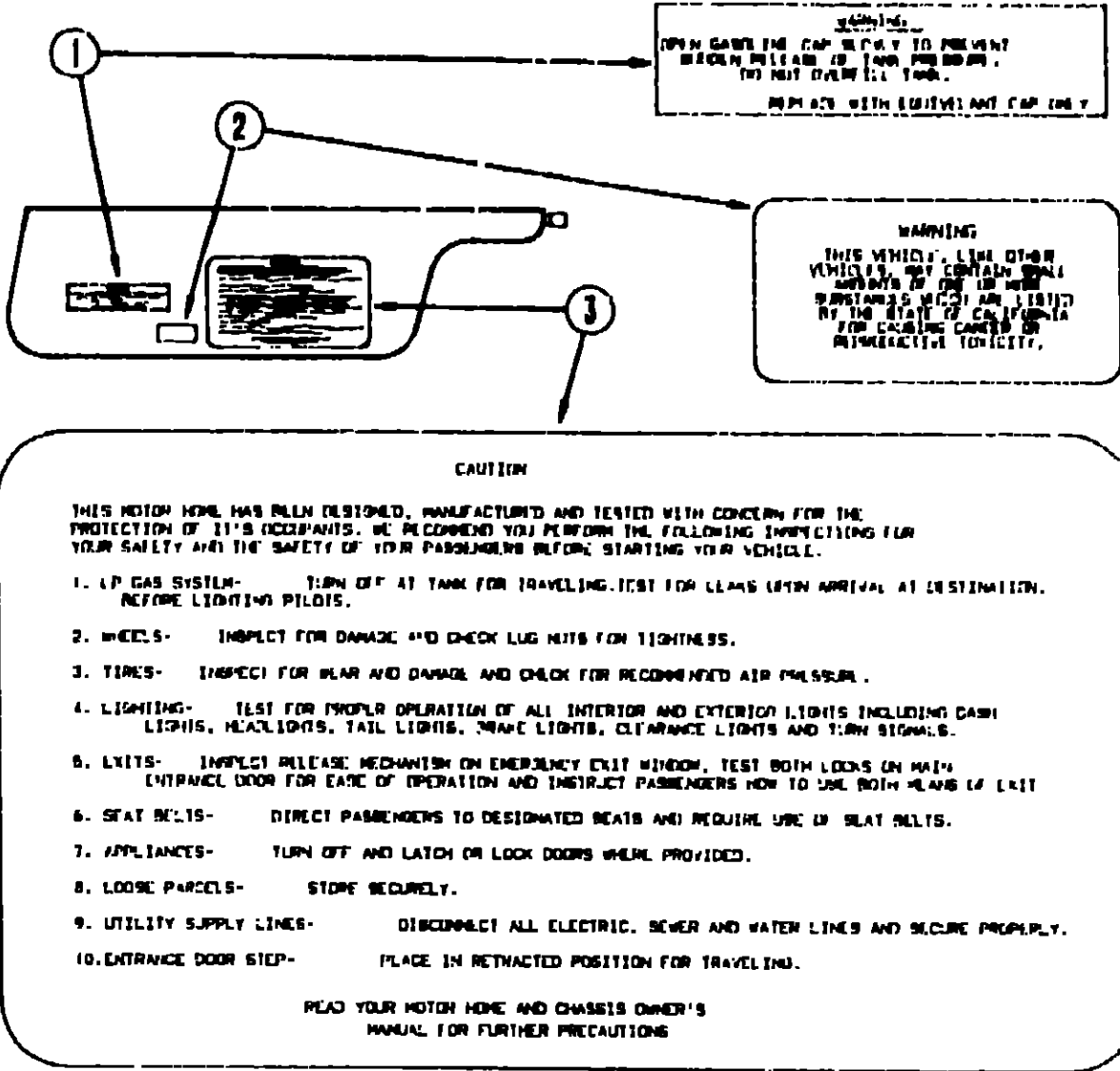


Key	Part Number	U/M	Description
1	039290-01-000	EA	Label - Warning - Exit
2	047731-01-000	EA	Label - Emergency Exit
3	006199-01-000	EA	Label - Exit - Escape Window

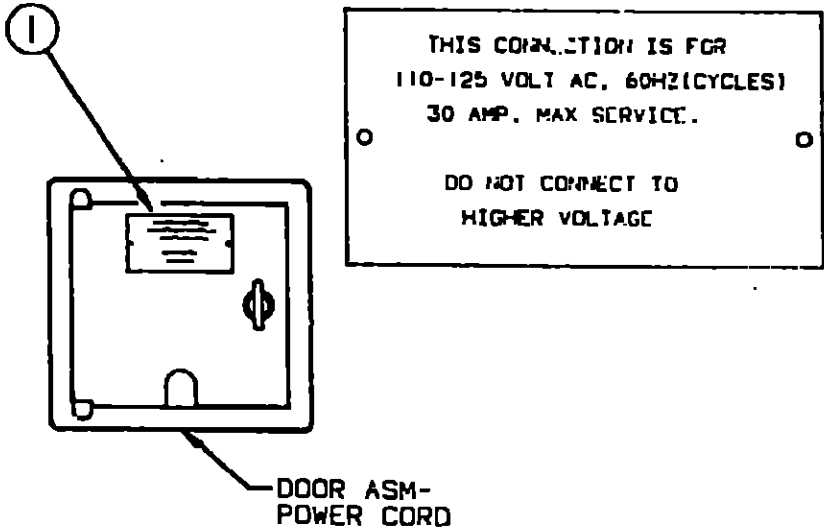


Key	Part Number	U/M	Description
1	040944-01-000	EA	Label - Open - Entrance Door

LABELS GROUP (CONTINUED)



Key	Part Number	U/M	Description
1	087207-05-000	EA	Label - Fuel Cap Removal
2	099689-01-000	EA	Label - Warning - Cancer/Toxicity
3	056259-01-000	EA	Label - Safety Check List



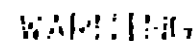
Key	Part Number	U/M	Description
1	006062-01-000	EA	Tag - Electrical - 110 Volt Connection

1990 ITASCA
TABLE OF CONTENTS

INTRODUCTION	A-01 - A-02
ABBREVIATIONS	A-03
ALPHABETICAL/GROUP REFERENCE	A-04 - A-06
IF424RC	A-07 - D-12
IF426RT	D-13 - G-16
IF427RT	G-17 - K-03

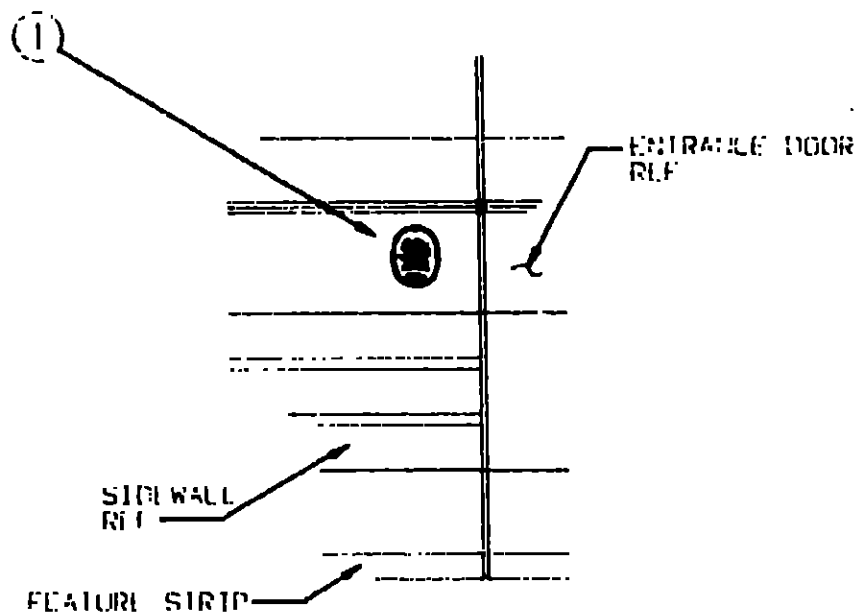
1990 IF424RC INDEX

Floor Plan	A-07 - A-08
Accessories Group	A-09 - A-12
Bath Group	A-13 - A-14
Bedroom Group	A-15
Chassis Group	A-16 - A-20
Curtain, Cushion & Pad Group	A-21 - B-04
Dinette Group	B-05 - B-06
Driver's Compartment Group	B-07 - B-09
Electrical Group	B-10 - B-13
Exterior Body Group	B-14 - B-18
Galley Group	B-19 - B-23
Heating & Air Conditioning Group	B-24 - C-02
Interior Finish Group	C-03 - C-05
Labels Group	C-06 - C-13
LP Group	C-14
Lounge Group	C-15
Sealants & Fasteners Group	C-16 - C-18
Water & Sewage Group	C-19 - C-21
Window, Vent & Exterior Door Group	C-22 - D-11

[illegible]

00-8 9; A' 211/212. A 124 100 100 100 100 100

1. The first step in the process is to identify the problem. This involves gathering information about the situation and the people involved.

[illegible]

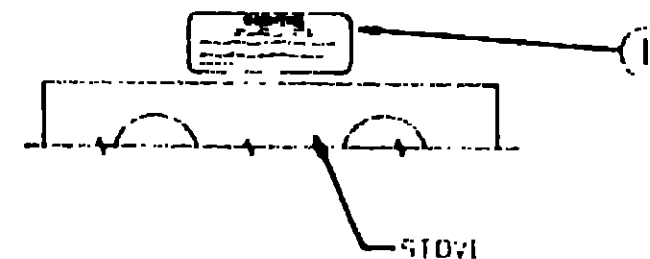
C-11

WARNING

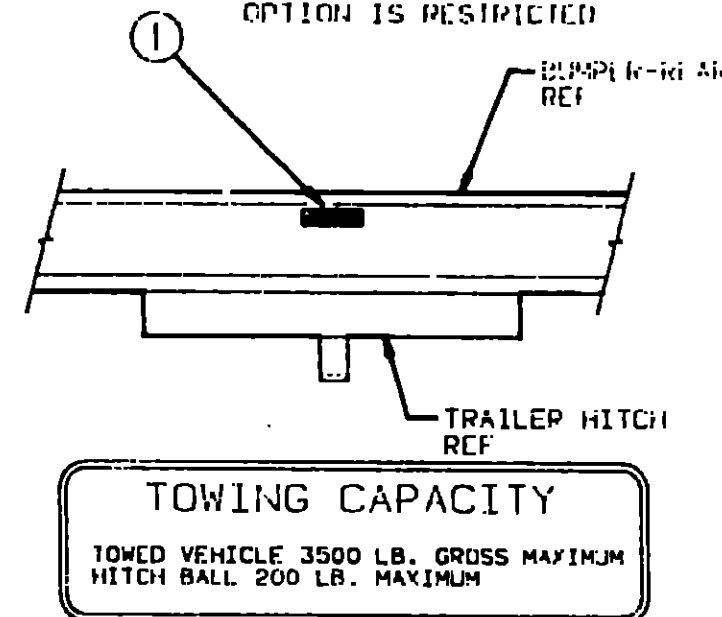
11 12 13 14 15 16 17 18 19 20 21 22 23 24 25 26 27 28 29 30 31 32 33 34 35 36 37 38 39 40 41 42 43 44 45 46 47 48 49 50 51 52 53 54 55 56 57 58 59 60 61 62 63 64 65 66 67 68 69 70 71 72 73 74 75 76 77 78 79 80 81 82 83 84 85 86 87 88 89 90 91 92 93 94 95 96 97 98 99 100 101 102 103 104 105 106 107 108 109 110 111 112 113 114 115 116 117 118 119 120 121 122 123 124 125 126 127 128 129 130 131 132 133 134 135 136 137 138 139 140 141 142 143 144 145 146 147 148 149 150 151 152 153 154 155 156 157 158 159 160 161 162 163 164 165 166 167 168 169 170 171 172 173 174 175 176 177 178 179 180 181 182 183 184 185 186 187 188 189 190 191 192 193 194 195 196 197 198 199 200 201 202 203 204 205 206 207 208 209 210 211 212 213 214 215 216 217 218 219 220 221 222 223 224 225 226 227 228 229 230 231 232 233 234 235 236 237 238 239 240 241 242 243 244 245 246 247 248 249 250 251 252 253 254 255 256 257 258 259 260 261 262 263 264 265 266 267 268 269 270 271 272 273 274 275 276 277 278 279 280 281 282 283 284 285 286 287 288 289 290 291 292 293 294 295 296 297 298 299 300 301 302 303 304 305 306 307 308 309 310 311 312 313 314 315 316 317 318 319 320 321 322 323 324 325 326 327 328 329 330 331 332 333 334 335 336 337 338 339 340 341 342 343 344 345 346 347 348 349 350 351 352 353 354 355 356 357 358 359 360 361 362 363 364 365 366 367 368 369 370 371 372 373 374 375 376 377 378 379 380 381 382 383 384 385 386 387 388 389 390 391 392 393 394 395 396 397 398 399 400 401 402 403 404 405 406 407 408 409 410 411 412 413 414 415 416 417 418 419 420 421 422 423 424 425 426 427 428 429 430 431 432 433 434 435 436 437 438 439 440 441 442 443 444 445 446 447 448 449 450 451 452 453 454 455 456 457 458 459 460 461 462 463 464 465 466 467 468 469 470 471 472 473 474 475 476 477 478 479 480 481 482 483 484 485 486 487 488 489 490 491 492 493 494 495 496 497 498 499 500 501 502 503 504 505 506 507 508 509 510 511 512 513 514 515 516 517 518 519 520 521 522 523 524 525 526 527 528 529 530 531 532 533 534 535 536 537 538 539 540 541 542 543 544 545 546 547 548 549 550 551 552 553 554 555 556 557 558 559 560 561 562 563 564 565 566 567 568 569 570 571 572 573 574 575 576 577 578 579 580 581 582 583 584 585 586 587 588 589 590 591 592 593 594 595 596 597 598 599 600 601 602 603 604 605 606 607 608 609 610 611 612 613 614 615 616 617 618 619 620 621 622 623 624 625 626 627 628 629 630 631 632 633 634 635 636 637 638 639 640 641 642 643 644 645 646 647 648 649 650 651 652 653 654 655 656 657 658 659 660 661 662 663 664 665 666 667 668 669 670 671 672 673 674 675 676 677 678 679 680 681 682 683 684 685 686 687 688 689 690 691 692 693 694 695 696 697 698 699 700 701 702 703 704 705 706 707 708 709 710 711 712 713 714 715 716 717 718 719 720 721 722 723 724 725 726 727 728 729 730 731 732 733 734 735 736 737 738 739 740 741 742 743 744 745 746 747 748 749 750 751 752 753 754 755 756 757 758 759 760 761 762 763 764 765 766 767 768 769 770 771 772 773 774 775 776 777 778 779 780 781 782 783 784 785 786 787 788 789 790 791 792 793 794 795 796 797 798 799 800 801 802 803 804 805 806 807 808 809 810 811 812 813 814 815 816 817 818 819 820 821 822 823 824 825 826 827 828 829 830 831 832 833 834 835 836 837 838 839 840 841 842 843 844 845 846 847 848 849 850 851 852 853 854 855 856 857 858 859 860 861 862 863 864 865 866 867 868 869 870 871 872 873 874 875 876 877 878 879 880 881 882 883 884 885 886 887 888 889 890 891 892 893 894 895 896 897 898 899 900 901 902 903 904 905 906 907 908 909 910 911 912 913 914 915 916 917 918 919 920 921 922 923 924 925 926 927 928 929 930 931 932 933 934 935 936 937 938 939 940 941 942 943 944 945 946 947 948 949 950 951 952 953 954 955 956 957 958 959 960 961 962 963 964 965 966 967 968 969 970 971 972 973 974 975 976 977 978 979 980 981 982 983 984 985 986 987 988 989 990 991 992 993 994 995 996 997 998 999 1000 1001 1002 1003 1004 1005 1006 1007 1008 1009 1010 1011 1012 1013 1014 1015 1016 1017 1018 1019 1020 1021 1022 1023 1024 1025 1026 1027 1028 1029 1030 1031 1032 1033 1034 1035 1036 1037 1038 1039 1040 1041 1042 1043 1044 10

SECRET
NOFORN

1. (b)(7) (D), (b)(7) (C), (b)(7) (B), (b)(7) (A), and (b)(7) (F).
2. (b)(7) (D).



DO NOT INSTALL IF EMISSION
OPTION IS RESTRICTED



MISCELLANEOUS LABELS

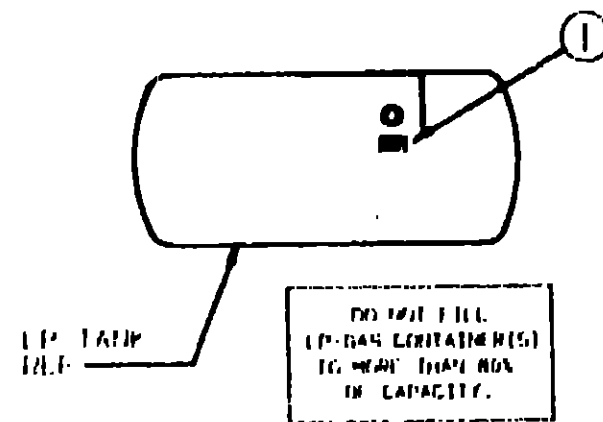
C-12

INTRODUCTION	A-01 - A-02
ABBREVIATIONS	A-03
ALPHABETICAL GROUP REFERENCE	A-04 - A-06
IF424RC	A-07 - D-12
IF426RT	D-13 - G-16
IF427RT	G-17 - K-03

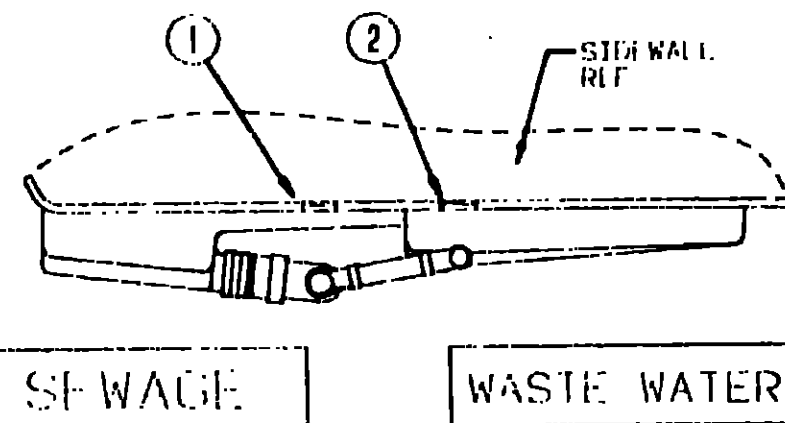
1990 IF424RC INDEX

Floor Plan	A-07 - A-08
Accessories Group	A-09 - A-12
Bath Group	A-13 - A-14
Bedroom Group	A-15
Chassis Group	A-16 - A-20
Curtain, Cushion & Pad Group	A-21 - B-04
Frontette Group	B-05 - B-06
Driver's Compartment Group	B-07 - B-09
Electrical Group	B-10 - B-13
Exterior Body Group	B-14 - B-18
Galley Group	B-19 - B-23
Heating & Air Conditioning Group	B-24 - C-02
Interior Finish Group	C-03 - C-05
Labels Group	C-06 - C-13
LP Group	C-14
Lounge Group	C-15
Sealants & Fasteners Group	C-16 - C-18
Water & Sewage Group	C-19 - C-21
Window, Vent & Exterior Door Group	C-22 - D-11

LABELS GROUP (CONTINUED)

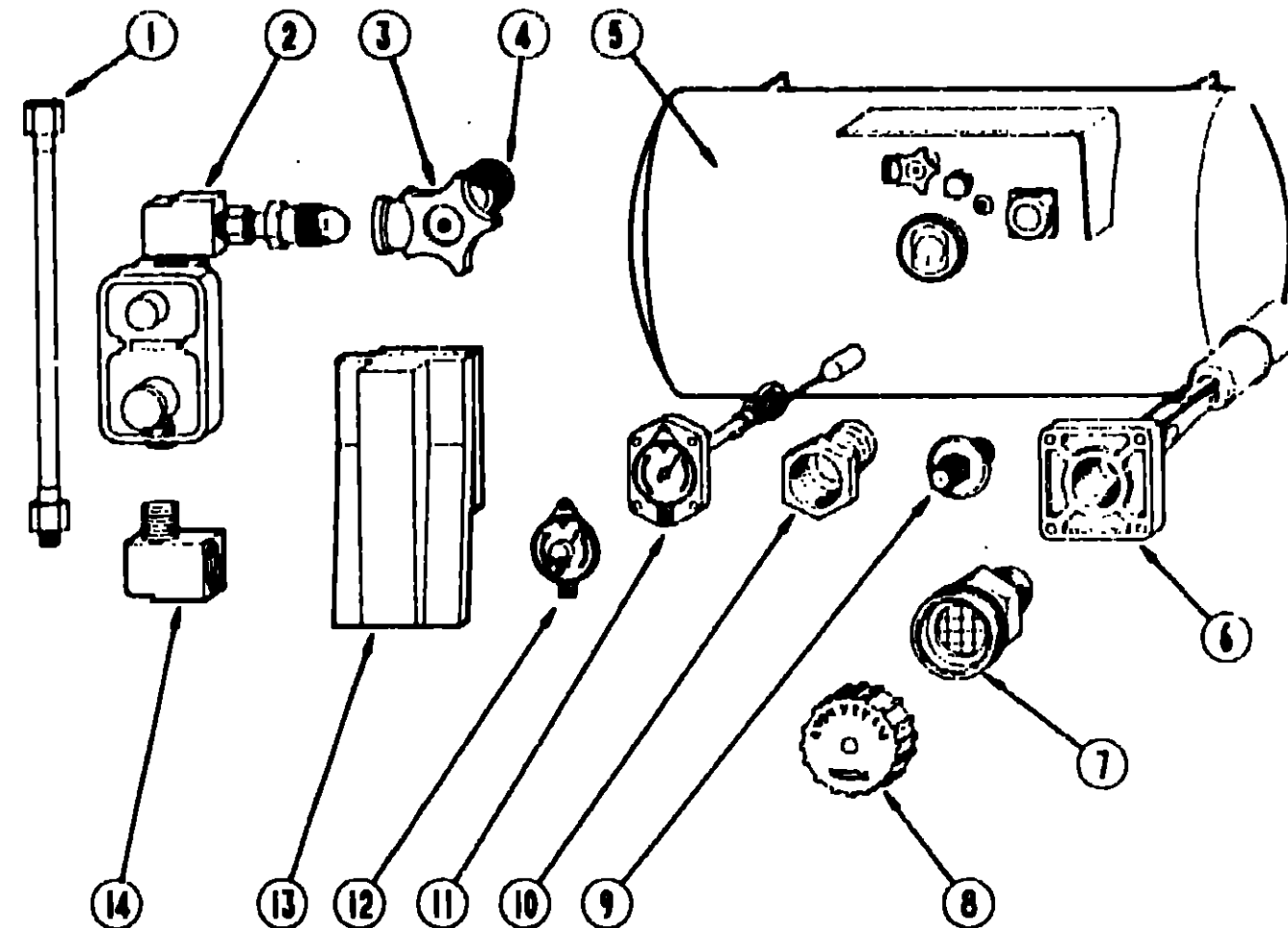


Key	Part Number	U/M	Description
1	079965-01-000	EA	Label - LPG - 80% Capacity



Key	Part Number	U/M	Description
1	006187-01-000	EA	Label - Sewage
2	006188-01-000	EA	Label - Waste Water

LP GROUP



LP TANK & PARTS

Key	Part Number	U/M	Description
1	045703-01-000	EA	Hose - LP - 3/8" ID x 24" - 3/8 MPT x 1/2 F Swivel (US)
1	045703-02-000	EA	Hose - LP - 3/8" ID x 24" - 3/8 MPT x 1/2 F Swivel (CSA)
2	076301-01-000	EA	Regulator - LPG - Two Stage
3	040421-01-708	EA	Handwheel - w/Service Valve
4	040421-01-712	EA	Service Valve w/o Vapor Relief
5	097821-01-000	EA	LP Tank - 60# - 14" x 30" - Brunner
6	040421-01-711	EA	Valve - 80% w/Float Plate, Bolts & Gasket
7	040421-01-701	EA	Valve - Short LP Filler w/Yellow Cap
8	040421-01-702	EA	Cap - LP Filler Valve - Plastic - Yellow
9	040421-01-700	EA	Valve - Liquid Level - 20% LP
10	040421-01-713	EA	Valve - Vapor Only
11	040421-01-707	EA	Gauge - Float w/Visible Dial
12	040440-02-000	EA	Transmitter - Dial - 0-90 OHM
13	081938-01-000	EA	Cover - LP Regulator
14	065318-02-000	EA	Elbow - 90° - 3/8" MPT to 3/8" FPT
	095624-01-000	EA	Elbow - 90° - 1/4" FPT x 1/4" FPT - Brass
	065742-01-000	EA	Tee - .38 F x .38 F x .25 FPT - Brass
	084884-01-000	EA	Plug - Brass - 3/8"
	065741-01-000	EA	Gauge - Diaphragm Pressure
	016188-01-000	EA	Grommet - Gas Line - .38 x 2.00 LG
	008042-01-000	EA	Tubing - Vinyl - .65" ID
	010323-01-000	EA	Adapter - Brass - 3/8 F x 1/2 MPT
	010377-01-000	EA	Nut - Brass - 3/8 F
	010377-02-000	EA	Nut - Brass - 3/8 Female - Forged
	010380-02-000	EA	Nut - Brass - 1/2" Female - Forged
	010265-01-000	EA	Elbow - Brass - 90° - 3/8" F x 1/2" FPT

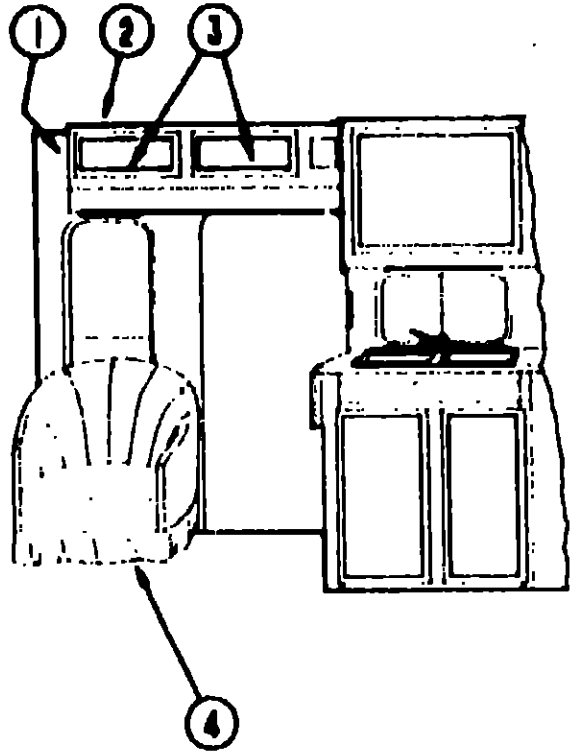
1990 ITASCA TABLE OF CONTENTS

INTRODUCTION	A-01 - A-02
ABBREVIATIONS	A-03
ALPHABETICAL/GROUP REFERENCE	A-04 - A-06
IF424RC	A-07 - D-12
IF426RT	D-13 - G-16
IF427RT	G-17 - K-03

1990 IF424RC INDEX

Floor Plan	A-07 - A-08
Accessories Group	A-09 - A-12
Bath Group	A-13 - A-14
Bedroom Group	A-15
Chassis Group	A-16 - A-20
Curtain, Cushion & Pad Group	A-21 - B-04
Dinette Group	B-05 - B-06
Driver's Compartment Group	B-07 - B-09
Electrical Group	B-10 - B-13
Exterior Body Group	B-14 - B-18
Galley Group	B-19 - B-23
Heating & Air Conditioning Group	B-24 - C-02
Interior Finish Group	C-03 - C-05
Labels Group	C-06 - C-13
LP Group	C-14
Lounge Group	C-15
Sealants & Fasteners Group	C-16 - C-18
Water & Sewage Group	C-19 - C-21
Window, Vent & Exterior Door Group	C-22 - D-11

LOUNGE GROUP



FRONT LOUNGE CABINETRY

Key	Part Number	U/M	Description
1	081280-08-X08	EA	Part Asm - End Cap - Entrance Overhead - Vinyl
2	1488544-01-AD5	EA	Cabinet - Entrance Overhead - w/o Doors or Hardware
3	M88304-99-X08	EA	Door Asm. - Entrance Overhead - 10" x 19" - w/o Hardware
4	NOTE	EA	Swivel Chair

NOTE: See Curtain, Cushion & Pad Group for further breakdown of this item

SEALANTS & FASTENERS GROUP

SEALANTS & ADHESIVES

Key	Part Number	U/M	Description
	004020-01-000	QT	Adhesive - ABS Cement (Plastic Fittings)
	004005-02-000	QL	Adhesive - Swifts - Glue (Sidewalls)
	087211-01-000	QL	Adhesive - Promotor
	053768-07-000	EA	Bedding Compound - Tube - Belge (Exterior)
	053768-08-000	EA	Bedding Compound - Tube - Clear (Window)
	053768-08-000	EA	Bedding Compound - Tube - Gray (Exterior)
	102352-01-000	EA	Bedding Compound - Tube - Black (Luggage Compartment)
	053768-02-000	EA	Bedding Compound - Tube - Off White (Exterior)
	002328-02-000	CA	Block - Rubber Spacer (Windshield)
	031255-02-000	FT	Seal - Foam - 1.5 MM x 4.8 MM (Cabinets)
	104579-01-000	FT	Seal - Foam - Closed Cell (Exterior Shower)
	090340-01-000	FT	Seal - Foam - Closed Cell (Entrance Door)
	090329-01-000	FT	Seal - Refrigerator Cabinet
	077967-01-000	EA	Sealant - Acrylic Latex - Tube - Off White (Interior Sealant)
	034552-04-000	EA	Sealant - Silicone - Belge
	034552-02-000	EA	Sealant - Silicone - Clear
	034552-07-000	EA	Sealant - Silicone - Dark Gray
	034552-06-000	EA	Sealant - Silicone - Off White
	039518-01-000	EA	Sealant - Silicone - Black
	069640-01-000	FT	Sealer Ribbon - .25" Bead x 20'
	069640-02-000	FT	Sealer Ribbon - .5" x .125" x 30'
	069640-03-000	FT	Sealer Ribbon - .75" x .125" x 30'
	069640-09-000	FT	Sealer Ribbon - 1/32" x 2.5" x 30'
	069640-06-000	FT	Sealer Ribbon - 5/16" Bead x 15'
	069640-07-000	FT	Sealer Ribbon - 2" x 3/32" x 30'
	069640-10-000	FT	Sealer Ribbon - 1/32" x 1.5" x 100'
	002707-02-000	FT	Sealer Tape - 5/16" x 1/2"
	074497-14-700	EA	Sealer - Stain (Ceiling)
	102353-01-700	EA	Seam Sealer - Tube - Gray (Roof Seams)
	094401-01-000	EA	Seam Sealer - Tube - Clear (Cap to Sidewall)
	053642-01-000	FT	Tape - Adhesive - .10mm x 1.5" Wide
	091968-03-000	FT	Tape - Adhesive - .040" x 1" Wide
	038886-01-000	EA	Tape - Butyl - .31" x .31" x 148" (Windshield)
	076322-01-000	FT	Tape - Foam - Double Coated - .025 x .75 x 72' (Fiberglass Sidewall Seams)
	076322-02-000	FT	Tape - Foam - Double Coated - .045 x 1" (Fiberglass Sidewall Seams)
	076322-03-000	FT	Tape - Foam - Double Coated - .045" x .50"
	100028-01-000	FT	Tape - Foam - Double Coated - .031 x .75 x 72' (Non-Structural Fastening)
	009200-01-000	EA	Tape - Furnace - 1.5"
	002825-01-000	FT	Weather Stripping (Roof Vent)
	081377-01-700	EA	Adhesive - Cyanoacrylate - 10GM
	100028-01-000	FT	Tape - Foam - Double Coated - .031" x .75" x 72' (Non-Structural Fastening)
	009200-01-000	EA	Tape - Furnace - 1.5"
	002825-01-000	FT	Weather Stripping (Roof Vent)
	081377-01-700	EA	Adhesive - Cyanoacrylate - 10 GM

1990 ITASCA
TABLE OF CONTENTS

INTRODUCTION	A-01 - A-02
ABBREVIATIONS	A-03
ALPHABETICAL/GROUP REFERENCE	A-04 - A-06
IF424RC	A-07 - D-12
IF426RT	D-13 - G-16
IF427RT	G-17 - K-03

1990 IF424RC INDEX

Floor Plan	A-07 - A-08
Accessories Group	A-09 - A-12
Bath Group	A-13 - A-14
Bedroom Group	A-15
Chassis Group	A-16 - A-20
Curtain, Cushion & Pad Group	A-21 - B-04
Dinette Group	B-05 - B-06
Driver's Compartment Group	B-07 - B-09
Electrical Group	B-10 - B-13
Exterior Body Group	B-14 - B-18
Galley Group	B-19 - B-23
Heating & Air Conditioning Group	B-24 - C-02
Interior Finish Group	C-03 - C-05
Labels Group	C-06 - C-13
LP Group	C-14
Lounge Group	C-15
Sealants & Fasteners Group	C-16 - C-18
Water & Sewage Group	C-19 - C-21
Window, Vent & Exterior Door Group	C-22 - D-11

SEALANTS & FASTENERS GROUP (CONTINUED)

SCREWS & FASTENERS

Key	Part Number	U/M	Description
	000C12-05-16R	EA	Bolt - Hex - 5/16 - 18 x 1 - Zn 5
	000C12-10-24D	EA	Bolt - Hex - 5/8 - 11 x 1 1/2 - Zn 5
	000C13-07-48R	EA	Bolt - Hex - 7/16 - 20 x 3 - Zn 5
	000C18-06-48B	EA	Bolt - Elevator - 3/8 - 16 x 3 - Zn - Grade 5
	000C28-04-10R	EA	Bolt - Hex - Ser Flange - 1/4 - 20 x 5/8
	000C28-05-20B	EA	Bolt - Hex - Ser Flg 5/16 - 18 x 1 1/4 - Zinc
	000D24-10-00B	EA	Nut - Hex - Locking - 10-32 - Zn
	000D39-04-00B	EA	Nut - Hex - Ser Flange - Locking - 1/4 - 20 Zn
	000D39-05-00B	EA	Nut - Hex - Ser Flg Lk - 5/16 - 18 - Zn
	000D39-06-00B	EA	Nut - Hex - Ser Flg Lk - 3/8 - 16 - Zn
	000D39-08-00B	EA	Nut - Hex - Ser Flg Lk - 1/2 - 13 - Zn
	000D44-07-00B	EA	Nut - Hex - Ser Flg Lk - 7/16 - 20 - Zn
	000E13-11-00B	EA	Washer - Flat - 3/16" Wide - Zn
	000E13-14-00B	EA	Washer - Flat - 1/4" Wide - Zn
	000E13-20-00B	EA	Washer - Flat - 7/16" Wide - Zn
	000E14-10-00B	EA	Washer - Locking - No 10 Ext. Tooth - Zn
	000G11-06-10B	EA	Screw - 6 - 20 x 5/8 PPH - Zn
	000G11-06-10J	EA	Screw - 6 - 20 x 5/8 PPH - Brass
	000G11-07-08B	EA	Screw - 7 - 19 x 1/2 PPH - Zn
	000G11-08-06D	EA	Screw - 8 - 18 x 3/8 PPH - Zn
	000G11-08-08B	EA	Screw - 8 - 18 x 1/2 PPH - Zn
	000G11-08-12B	EA	Screw - 8 - 18 x 3/4 PPH - Zn
	000G11-08-12D	EA	Screw - 8 - 18 x 3/4 PPH - Black
	000G11-08-12E	EA	Screw - 8 - 18 x 3/4" PPH - Chrome
	000G11-08-12P	EA	Screw - 8 - 18 x .75 - Dark Brown
	000G11-08-12R	EA	Screw - 8 - 18 x .75 PPH - Beige
	000G11-08-12S	EA	Screw - 8 - 18 x .75 PPH - Off White
	000G11-08-16S	EA	Screw - 8 - 18 x 1.00 PPH - Off White
	000G11-10-12D	EA	Screw - 10 - 16 x 3/4 PPH - Black
	000G11-10-12S	EA	Screw - 10 - 16 x 3/4 PPH - Off White
	000G11-10-24P	EA	Screw - 10 - 16 x 1 1/2 PPH - Dark Brown
	000G12-06-08T	EA	Screw - 6 - 20 x 1/2 POH - Beige
	000G12-08-12R	EA	Screw - 8 - 18 x 3/4 POH - Beige
	000G12-08-12S	EA	Screw - 8 - 18 x 3/4 POH - Off White
	000G12-08-16S	EA	Screw - 8 - 18 x 1" POH - Off White
	000G13-06-08B	EA	Screw - 6 - 20 x 1/2 PFH - Zn
	000G13-06-10G	EA	Screw - 6 - 20 x 5/8 PFH - Antique Brass
	000G13-07-12B	EA	Screw - 7 - 19 x 3/4 PFH - Zn
	000G13-08-16B	EA	Screw - 8 - 18 x 1 PFH - Zn
	000G18-08-12B	EA	Screw - Machine - 8 - 32 x 3/4" PPH - Zn
	000G18-08-16B	EA	Screw - Machine - 8 - 32 x 1 PPH - Zn
	000G18-08-22B	EA	Screw - Machine - 8 - 32 x 1 3/8 PPH - Zn
	000G32-10-06B	EA	Screw - 10 - 32 x 3/8 PPH - Zn
	000G39-06-10T	EA	Screw - SF/DR - 6 - 20 x 5/8 PPH - Black
	000G39-06-16T	EA	Screw - SF/DR - 6 - 20 x 1 PPH - Black
	000G39-08-06B	EA	Screw - SF/DR - 8 - 18 x 3/8 PPH - Zn
	000G39-08-08B	EA	Screw - SF/DR 8 - 18 x 1/2 PPH - Zn
	000G39-08-08S	EA	Screw - SF/DR 8 - 18 x 1/2 PPH - Off White
	000G39-08-08R	EA	Screw - SF/DR 8 - 18 x 1/2 PPH - Beige
	000G39-08-12B	EA	Screw - SF/DR 8 - 18 x 3/4 PPH - Zn
	000G39-08-12R	EA	Screw - SF/DR 8 - 18 x 3/4 PPH - Beige
	000G39-08-16S	EA	Screw - SF/DR 8 - 18 x 1.00 PPH - Off White
	000G39-08-24B	EA	Screw - SF/DR 8 - 18 x 1 1/2 PPH - Zn
	000G39-08-24S	EA	Screw - SF/DR 8 - 18 x 1.50 PPH - Off White
	000G39-08-32B	EA	Screw - SF/DR 8 - 18 x 2 - PPH - Zn
	000G39-10-10S	EA	Screw - SF/DR 10 - 16 x .62" PPH - Off White
	000G39-10-12D	EA	Screw - SF/DR 10 - 16 x 3/4 PPH - Black
	000G39-10-12R	EA	Screw - SF/DR 10 - 16 x 3/4 - Beige
	000G39-10-20B	EA	Screw - SF/DR 10 - 16 x 1 1/4 PPH - Zn
	000G39-12-12E	EA	Screw - SF/DR 12 - 14 x 3/4 PPH - Chrome
	000G42-04-16B	EA	Screw - SF/DR 1/4 - 14 x 1 HWH - Zn

SEALANTS & FASTENERS GROUP (CONTINUED)

SCREWS & FASTENERS (CONTINUED)

Key	Part Number	U/M	Description
	000G53-04-06B	EA	Screw - Machine - 1/4 - 20 x 3/8 PPH - Zn
	000G54-04-20B	EA	Screw - 1/4 - 20 x 1 1/4 PTH Typ 23 - Zn
	000G56-12-48B	EA	Screw - Wood - 12 - 11 x 3 - POH
	000G60-10-28T	EA	Screw - SF/DR 10 - 16 x 1.75 - Black
	000G67-10-06B	EA	Screw - 10 - 12 x 1/2 PPH - Zn
	000G67-10-06R	EA	Screw - 10 - 12 x 1/2 PPH - Beige - Type A
	000G67-10-10D	EA	Screw - 10 - 12 x 5/8 PPH - Black
	000G67-10-10B	EA	Screw - 10 - 12 x 5/8 PPH - Zn - Type A
	000G67-10-10R	EA	Screw - 10 - 12 x 5/8 PPH - Beige - Type A
	000G67-10-10S	EA	Screw - 10 - 12 x 5/8 PPH - Off White
	000G67-10-12B	EA	Screw - 10 - 12 x 3/4 PPH - Zn
	000G67-10-12P	EA	Screw - 10 - 12 x .75 PPH - Dark Brown
	000G67-10-12R	EA	Screw - 10 - 12 x 3/4 PPH - Beige
	000G67-10-12O	EA	Screw - 10 - 12 x .75 PPH - Tan
	000G68-10-36T	EA	Screw - 10 - 12 x 2.25" POH - Black
	000G67-10-16B	EA	Screw - 10 - 12 x 1 PPH - Zn
	000G67-10-16P	EA	Screw - 10 - 12 x 1 PPH - Dark Brown
	000G67-10-20D	EA	Screw - 10 - 12 x 1.25" PPH - Black
	000G67-10-24B	EA	Screw - 10 - 12 x 1 1/2 PPH - Zn
	000G67-10-32B	EA	Screw - 10 - 12 x 2 PPH - Zn
	000G67-10-36T	EA	Screw - 10 - 12 x 2.25 PPH - Black
	000G68-06-10G	EA	Screw - 6 - 18 x 5/8 POH - Antique Brass
	000H16-04-06R	EA	Rivet - Pop - AL 1/8 x .313 - .375
	0050R1-01-000	EA	Nut - Speed - C Type - No. 8 Screw
	062401-01-000	EA	Clamp - Hose - Wormgear - .81" x 1.75"
	062401-02-000	EA	Clamp - Hose - Wormgear - 1.76" x 2.5"
	062401-04-000	EA	Clamp - Hose - Wormgear - .69" x 1.25"
	062401-06-000	EA	Clamp - Hose - Wormgear - 22" x .62"
	007161-01-000	EA	Clamp - Hose - Spring Type - 1/2"
	008343-01-000	EA	Tie - Wire - 6"
	008386-01-000	EA	Grommet - Snap - 3/8
	008401-01-000	EA	Strap - Conduit - 3/4" - 1 Hole - Galvanized Steel
	010495-01-000	EA	Clamp - Cable - 9/16"
	010497-01-000	EA	Clamp - Closed - 5/8" ID
	010497-03-000	EA	Clamp - Closed - 1 ID - Cushioned
	010499-01-000	EA	Clamp - Closed - 3/8" ID
	016604-01-000	EA	Brace - Cabinet - Angled Metal - 2 5"
	083609-01-000	EA	Clamp - Wire Dual - Equal 5/8" Dia
	084884-01-000	EA	Plug - Brass - 3/8"
	087721-01-000	EA	Screw - Flat Head - Tapping - 1/4 x 1 1/4 LG - Zn
	089371-01-000	EA	Screw - Machine - 8 - 32 x 3 5/16 - Zn
	075148-02-000	EA	Clamp - Grounding - Bronze Screws
	075908-01-000	EA	Screw - Machine - 10 - 32 x .56 PTH - Zn
	049465-04-000	EA	Screw - 10 - 16 x 1 PTH w/Washer - Beige
	076790-01-000	EA	Screw - 6 - 20 x 1 1/4 PPH - Black
	063729-04-000	EA	Rivet - 10 - 32 UNF - .010 - .080
	087277-02-000	EA	Washer - Plastic - Off White
	088497-01-000	EA	Nut - Inverted Flare - 3/16"
	088498-01-000	EA	Nut - Inverted Flare - 3/16"

1990 ITASCA
TABLE OF CONTENTS

INTRODUCTION	A-01 - A-02
ABBREVIATIONS	A-03
ALPHABETICAL/GROUP REFERENCE	A-04 - A-06
IF424RC	A-07 - D-12
IF420RT	D-13 - G-16
IF427RT	G-17 - K-03

1990 IF424RC INDEX

Floor Plan	A-07 - A-08
Accessories Group	A-09 - A-12
Bath Group	A-13 - A-14
Bedroom Group	A-15
Chassis Group	A-16 - A-20
Curtain, Cushion & Pad Group	A-21 - B-04
Dinette Group	B-05 - B-06
Driver's Compartment Group	B-07 - B-09
Electrical Group	B-10 - B-13
Exterior Body Group	B-14 - B-18
Galley Group	B-19 - B-23
Heating & Air Conditioning Group	B-24 - C-02
Interior Finish Group	C-03 - C-05
Labels Group	C-06 - C-13
LP Group	C-14
Living Group	C-15
Sealants & Fasteners Group	C-16 - C-18
Water & Sewage Group	C-19 - C-21
Window, Vent & Exterior Door Group	C-22 - D-11

WATER & SEWAGE GROUP

WATER & SEWAGE GROUP (CONTINUED)

HOLDING TANKS

Key	Part Number	U/M	Description
	053520-01-000	EA	Tank - Water - 10 Gal. - w/o Fittings - 17.2" x 27" x 10"
	053520-05-000	EA	Tank - Water - 18 Gal. - w/ Fittings - 17.2" x 27" x 10"
	074510-01-000	EA	Tank - Water - 16 Gal. - w/o Fittings - 33.4" x 11.4" x 10.6"
	074510-03-000	EA	Tank - Water - 16 Gal. - w/Fittings - 33.4" x 11.4" x 10.6"
	074861-01-000	EA	Tank - Holding - 35 Gal. - w/o Fittings - 35" x 11" x 27"
	074870-01-000	EA	Tank - Holding - 30 Gal. - w/o Fittings - 36.5" x 13.3" x 23"

PLUMBING & REPAIR PARTS

Key	Part Number	U/M	Description
	033302-02-000	EA	Adapter Asm. - Strainer - 1 1/2" (CSA)
	062422-01-000	EA	Adapter - Offset - Reducer - 3" x 1 1/2" - Plastic Black
	052954-01-000	EA	Adapter - Nose Cone - 3/8" or 1/2" Tubing - Plastic - Gray
	079317-01-000	EA	Adapter - Swivel - 1/2" Tube x 1/2" FPT - Plastic - Gray
	062416-01-000	EA	Adapter - Sewer Hose to 3" Pipe
	010121-01-000	EA	Bushing - Reducer - Plastic - 1 1/2 S x 1 1/4 H
	010023-01-000	EA	Bushing - 2" x 1 1/2" Hub - Plastic
	010122-01-000	EA	Bushing - Reducer - Plastic - 1 1/2 S x 1 1/4 T - Plastic - Black
	036522-02-000	EA	Brass Cap - 1/2" Flare
	062415-01-000	EA	Cap - Sewer - 3"
	052959-02-000	EA	Connector - 1/2" F x 1/2" MPT - Plastic - Gray
	052959-03-000	EA	Connector - 1/2 F x 3/8 MPT - Plastic
	011091-02-000	EA	Continuous Waste - Double Sink - 11 7/8" (US)
	078406-01-000	EA	Coupler Rubber - 3" x 3"
	010115-01-000	EA	Coupling - 1 1/2" Hub x Hub - Plastic
	052960-01-000	EA	Drain Valve - 1/2 F x 1/2 F - Plastic
	010006-01-000	EA	Elbow - Plastic - 1/8 BD x 1 1/2 x 45° H x H
	010008-01-000	EA	Elbow - Plastic - 1/4 BD x 1 1/2 x 90° Left
	010051-01-000	EA	Elbow - ST - Plastic - 1/8 BD x 1 1/2 x 45°
	010219-01-000	EA	Elbow - 1 1/4 Barb x 1 1/4 MPT x 90°
	037101-02-000	EA	Elbow - Plastic - 1/4 Bend Vent - 1 1/2" Hub (CSA)
	031111-01-000	EA	Elbow - Plastic - 1/4 BD x 1 1/4 x 90° Left
	034250-01-000	EA	Elbow - Plastic - 1/4 BD x 1 1/2 x 90° x H x H
	035539-01-000	EA	Elbow - Plastic - 3/8 MPT x 3/8 Barb
	052957-01-000	EA	Elbow - Plastic - 1/2 F x 3/8 MPT
	065120-01-000	EA	Elbow - Plastic - Swivel - .50
	070924-01-000	EA	Elbow - Plastic - Swivel - 1/2 " MPT x 1/2" FPT - Gray
	010251-01-000	EA	Elbow - Brass - 90° - 3/8" F x 3/8" MPT
	010009-01-000	EA	Elbow - 90° - 1/4 Bend - 1 1/2" - Plastic
	010005-01-000	EA	Elbow - 22 1/2° - 1/16 Bend - 1 1/2" Hub x Hub
	010000-01-000	EA	Elbow - 45° - 1/8 Bend - 1 1/4" Hub x Hub
	033761-01-000	EA	Elbow - Turn - 1/4" Bend x 1.5" Hub x 1.15" Spigot - Black - Plastic
	077954-01-000	EA	Filter - Water Tank - Screen in Tank
	077954-02-000	EA	Filter - Water Tank - Screen in Tank
	024676-01-000	EA	Flange - Closet - Toilets 4" x 3" - Red (US)
	024676-02-000	EA	Flange - Closet - Toilet 4" x 3" - Red (CSA)
	061607-01-000	EA	Grommet - Holding Tank Coupler - 1 1/2"
	061607-02-000	EA	Grommet - Holding Tank Coupler - 3"
	079059-02-000	EA	Hose - 90° - .61" ID x 4" x 6"
	056134-02-000	EA	Holder - Ring - 1.8" Dia. - Metal
	052953-01-000	EA	Nut - Faucet - 1/2 Tube x 1/2 FPT
	052952-01-000	EA	Nut - 1/2 F - Plastic
	066436-01-000	EA	Nut - Slip - Tailpiece - 1.5"
	011066-03-000	EA	P-Trap - 1 1/4" Plastic - (US)
	049032-01-000	EA	Patch - Spinweld - 3/8" - Plastic
	011091-02-000	EA	Pipe - Drain - Double Sink - Baffle Tee - 1 1/2"
	045729-01-000	EA	Pump - Water - 2.8 G.P.M. - Direct Drive - Shurflo (US)
	098667-02-000	EA	Pump - Water - 2.8 G.P.M. - w/1/2 MPT Fittings (CSA)

PLUMBING & REPAIR PARTS (CONTINUED)

Key	Part Number	U/M	Description
	010201-01-000	EA	Sewer Hose - 3" x 10' - w/Clamp
	066729-01-000	EA	Strainer - Tub/Shower - w/Plug
	042989-02-000	EA	Spinweld Fitting - Water Tank - 1/2" NPT - Plastic - Off White
	042989-04-000	EA	Spinweld Fitting - Water Tank - 3/8" FPT - Plastic - Off White
	042989-03-000	EA	Spinweld Fittings - Plastic - 1/4 NPT
	042989-05-000	EA	Spinweld Fittings - Plastic - 1/2 FPT
	M02673-02-X11	EA	Shower Pan Asm
	011069-03-000	EA	Tailpiece - 1 1/2" x 1 3/4" - Plastic
	010079-01-000	EA	Tee - Plastic - 1 1/2 H x 1 1/2 H x 1 1/4 H
	052955-01-000	EA	Tee - Plastic - 1/2 F x 1/2 F x 1/2 MPT
	052956-01-000	EA	Tee - Plastic - 1/2 F x 1/2 MPT x 1/2 F
	052958-01-000	EA	Tee - Plastic - 1/2 F x 1/2 F x 1/2 F
	023441-01-000	EA	Tee - Barb - 3/8" Plastic
	076776-01-000	EA	Tee - Barb - 5/8" x 5/8" x 5/8"
	010071-01-000	EA	Tee - Sanitary - 1 1/2" Hub x Hub x Hub - Plastic - Black
	079381-01-000	FT	Tubing - Smooth - Flexible - 1 1/4" ID
	074462-02-000	FT	Tubing - Vinyl - 3/8" ID
	072346-01-000	EA	Valve Asm. - 3" ELL - Slip x 3" Layonette w/Cap & 2" Socket
	070916-01-000	EA	Valve - Dual Dump w/Cap - 3" x 1 1/2" - Plastic - Black
	052960-01-000	EA	Valve - Line Drain - 1/2 F x 1/2 F
	079968-01-000	EA	Vent - Mach. Trap Arm - Anti-Siphon - 2" Dia. x 7.3" - Plastic
	069735-01-000	EA	Washer - Strainer To Tailpiece - Plastic 1.5"

1990 ITASCA
TABLE OF CONTENTS

INTRODUCTION	A-01 - A-02
ABBREVIATIONS	A-03
ALPHABETICAL/GROUP REFERENCE	A-04 - A-08
IF424RC	A-07 - D-12
IF426RT	D-13 - G-16
IF427RT	G-17 - K-03

1990 IF424RC INDEX

Floor Plan	A-07 - A-08
Accessories Group	A-09 - A-12
Bath Group	A-13 - A-14
Bedroom Group	A-15
Chassis Group	A-16 - A-20
Curtain, Cushion & Pad Group	A-21 - B-04
Dinette Group	B-05 - B-06
Driver's Compartment Group	B-07 - B-09
Electrical Group	B-10 - B-13
Exterior Body Group	B-14 - B-18
Galley Group	B-19 - B-23
Heating & Air Conditioning Group	B-24 - C-02
Interior Finish Group	C-03 - C-05
Labels Group	C-06 - C-13
LP Group	C-14
Lounge Group	C-15
Sealants & Fasteners Group	C-16 - C-18
Water & Sewage Group	C-19 - C-21
Window, Vent & Exterior Door Group	C-22 - D-11

WATER & SEWAGE GROUP (CONTINUED)

WINDOW, VENT & EXTERIOR DOOR GROUP

WATER HEATER & REPAIR PARTS

Key	Part Number	U/M	Description
	051391-01-000	EA	Heater - Water - Atwood G6A-3
	051391-01-700	EA	Hinge Kit - w/Clip - Atwood #92568 & 92559
	051391-01-715	EA	Drain Plug - Atwood #91561
	051391-01-702	EA	Tank - Inner - G6A-2, 3, 6 - Water Heater - Atwood #1412
	051391-01-704	EA	Valve - Relief - 1/2" Fitting - Atwood #91604
	051391-01-705	EA	Fastener - Camloc - Atwood #92609
	051391-01-706	EA	Grille - Exhaust - Atwood #92787
	051391-01-712	EA	Thermostat - 3/8" NPT Inlet
	051391-01-708	EA	Burner - Main - Atwood #92615
	051391-01-709	EA	Pilot Asm - w/Thermocouple & Tube
	051391-01-710	EA	Orifice - Main Burner - Atwood #92742
	051391-01-711	EA	Elbow - Orifice - Main Burner
	051391-01-714	EA	Elbow - 45 Degree - 3/8" F x 3/8" MPT - Atwood #91044
	051391-03-000	EA	Heater - Water - w/Electric Ignition - Atwood # G6A-3E, 4E & 6E
	051393-03-700	EA	Tank - Inner (G6A-3E) Rear Mount - Atwood #91409
	051391-04-700	EA	Tank - Inner (G6A-3E) Front Mount - Atwood #91608
	051391-04-706	EA	Tank - Inner - G6A-4E & 6E - Front Mount - Atwood #9164
	051391-01-704	EA	Valve - Relief - 1/2" Fitting - Atwood #91604
	051391-01-705	EA	Fastener - Camloc - Atwood #92609
	051393-01-701	EA	Switch Package - Atwood #91959
	051393-01-702	EA	Switch - Energy Cut-Off - Atwood #91951
	051391-04-701	EA	Thermostat 12 VDC - 120 Preset - Atwood #91470 - Front Mount Only
	051393-01-703	EA	Thermostat - Rear Mount - Atwood #91952
	051393-01-721	EA	ECO & Thermostat Asm - Front Mount - 140 Degree - Atwood #
	051393-01-704	EA	Circuit Board - w/Black Box - Atwood #91420
	051391-01-706	EA	Grille - Exhaust - Atwood #92787
	051393-01-705	EA	Orifice Holder - Atwood #91925
	051391-01-710	EA	Orifice - Main Burner - Atwood #92742
	051393-01-716	EA	Spark & Probe Asm - Atwood #91606
	051391-01-708	EA	Burner - Main - Atwood #92615
	051393-01-718	EA	Valve - Dual Solenoid - Atwood #91605
	051391-01-715	EA	Drain Plug - Atwood #91561
	051391-01-700	EA	Hinge Kit - w/Clip - Atwood #92568 & 92559
	051393-01-000	EA	Water Heater - w/Motor Aid - Pilotless Ignition - Atwood GH6-3E, GH6-4E & GH6-6E
	051391-04-705	EA	Tank - Inner - GH6-3E - Front Mount - Atwood #91609
	051393-01-714	EA	Tank - Inner - GH6-3E - Rear Mount - Atwood #91408
	051391-04-704	EA	Tank - Inner - Front Mount - GH6-4E & 6E - Atwood #91642
	051391-01-704	EA	Valve - Relief - 1/2" Fitting - Atwood #91604
	051391-01-705	EA	Fastener - Camloc - Atwood #92609
	051393-01-701	EA	Switch Package - Atwood #91959
	051393-01-702	EA	Switch - Energy Cut-off - Atwood #91951
	051391-04-701	EA	Thermostat 12 VDC - 120 Preset - Atwood #91470 - Front Mount Only
	051393-01-703	EA	Thermostat - Rear Mount - Atwood #91952
	051393-01-721	EA	ECO & Thermostat Asm - Front Mount - 140 Degree - Atwood #
	051393-01-704	EA	Circuit Board - w/Black Box - Atwood #91420
	051391-01-706	EA	Grille - Exhaust - Atwood #92787
	051393-01-705	EA	Orifice Holder - Atwood #91925
	051391-01-710	EA	Orifice - Main Burner - Atwood #92742
	051393-01-716	EA	Spark & Probe Asm - Atwood #91606
	051391-01-708	EA	Burner - Main - Atwood #92615
	051393-01-718	EA	Valve - Dual Solenoid - Atwood #91605
	051391-01-715	EA	Drain Plug - Atwood #91561
	051391-01-700	EA	Hinge Kit - w/Clip - Atwood #92568 & 92559

NOTE: Items indented below assemblies are serviceable parts for that assembly

ACCESS DOORS

Key	Part Number	U/M	Description
	078010-03-000	EA	Door Asm. - Fuel Fill
	078200-01-000	EA	Gasket - Fuel Fill
	083578-01-000	EA	Door - Fuel Fill
	052009-01-000	EA	Door Asm. - Water Heater
	M01883-01-T95	EA	Door Asm. - Generator
	009003-01-000	EA	Lock Asm. - Twist Type
	052181-01-000	EA	Baffle - Generator Door
	052431-02-000	EA	Tray - Luggage/Generator - 38 2" x 24"
	052423-01-000	EA	Door Asm. - Sewer Hose
	052424-01-000	EA	Jamb Asm. - Sewer Hose Door
	075726-01-000	EA	Outlet Extension - Sewer
	042442-01-000	EA	Lock Asm. - Twist Type
	088794-01-000	EA	Door Asm. - Power Cold w/Hatch
	079455-01-T95	EA	Door Asm. - Storage
	064075-07-000	FT	Seal - Door - Bulb
	079366-04-000	EA	Lock Asm. - Key Type - w/o Keys
	082684-01-700	EA	Key - Compartments - Door Lock
	079927-03-000	EA	Lock Asm. - Twist Type
	081801-02-000	EA	Hinge - Continuous - 2" x 96"
	079149-01-T03	EA	Door Asm. - Luggage
	041312-01-000	FT	Seal - Bulb "E" - Section
	084173-03-000	EA	Door Asm. - Refrigerator Access
	081161-03-000	EA	Jamb - Vent Door - Refrigerator
	084104-01-700	EA	Lock - Male Dyrus Fastener
	084104-01-701	EA	Lock - Female Dyrus Fastener
	079455-04-T95	EA	Door Asm. - Storage
	064075-07-000	FT	Seal - Door - Bulb
	079366-04-000	EA	Lock Asm. - Key Type - w/o Keys
	081801-02-000	EA	Hinge - Continuous - 2" x 96"
	079455-03-T95	EA	Door Asm. - LP
	064075-07-000	FT	Seal - Door - Bulb
	079927-03-000	EA	Lock Asm. - Twist Type - Double Cam
	081801-02-000	EA	Hinge - Continuous - 2" x 96"
	079455-02-T95	EA	Door Asm. - Storage
	064075-07-000	FT	Seal - Door - Bulb
	079366-03-000	EA	Lock Asm. - Key Type - w/o Keys
	082684-01-700	EA	Key - Compartment - Door Lock
	079927-03-000	EA	Lock Asm. - Twist Type
	081801-02-000	EA	Hinge - Continuous - 2" x 96"
	077408-01-000	EA	Lock Asm. - Key Type (Rear Cap)
	079368-01-000	FT	Seal - Access Door
	083615-06-000	EA	Door Holder - Off White

Note: Items indented below assemblies are serviceable parts for that assembly.

VENTS & SHROUDS

Key	Part Number	U/M	Description
	083558-03-000	EA	Vent - Plumbing Pipe - Roof w/Cover - Off White
	084073-03-000	EA	Vent - Refrigerator Roof - Off White
	084073-04-000	EA	Base - Roof Vent - Norcold Refrigerator - Black
	063752-01-000	EA	Shroud Asm. - Range

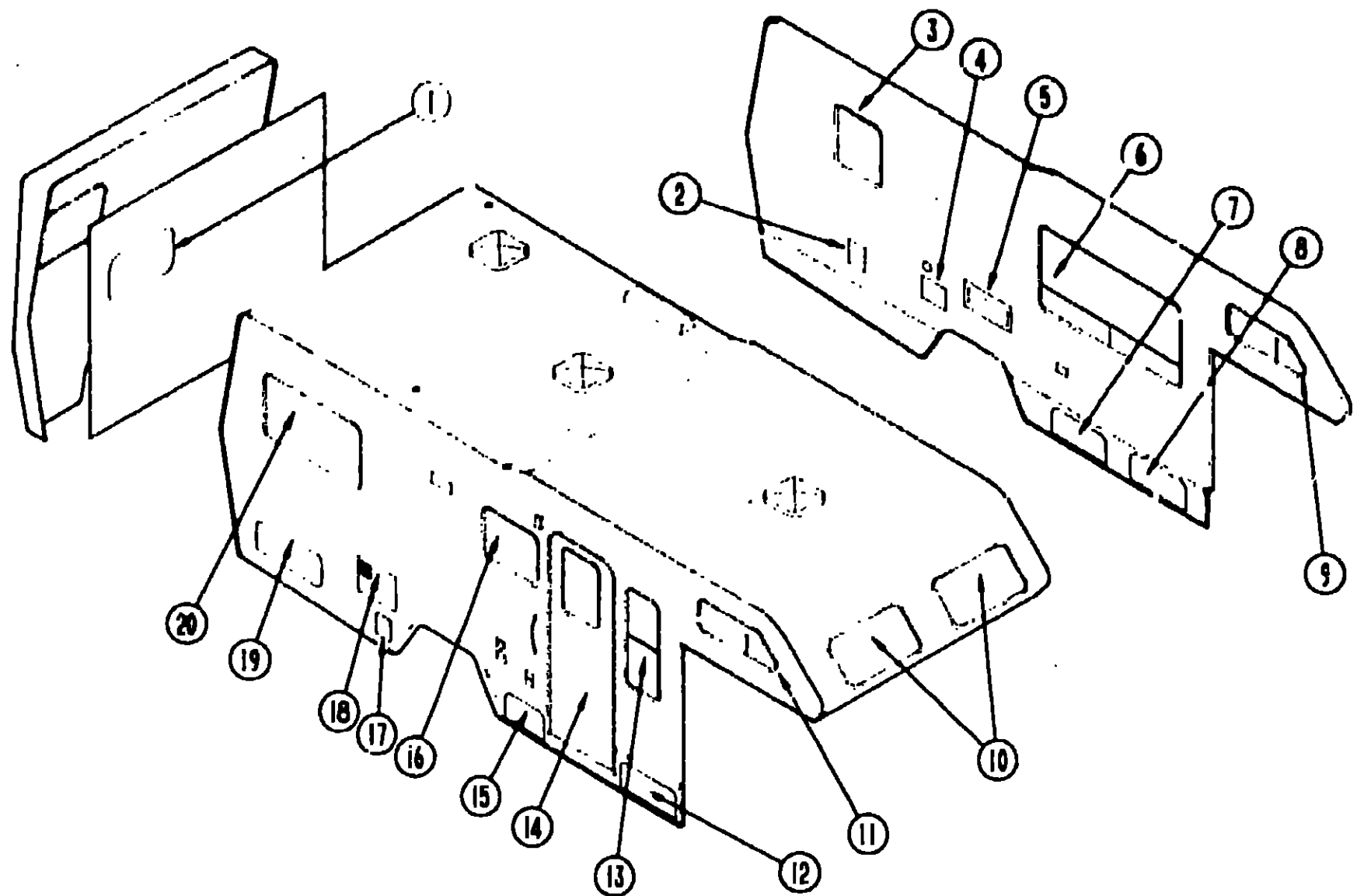
1990 ITASCA
TABLE OF CONTENTS

INTRODUCTION	A-01 - A-02
ABBREVIATIONS	A-03
ALPHABETICAL/GROUP REFERENCE	A-04 - A-06
IF424RC	A-07 - D-12
IF426RT	D-13 - G-16
IF427RT	G-17 - K-03

1990 IF424RC INDEX

Floor Plan	A-07 - A-08
Accessories Group	A-09 - A-12
Bath Group	A-13 - A-14
Bedroom Group	A-15
Chassis Group	A-16 - A-20
Curtain, Cushion & Pad Group	A-21 - B-04
Dinette Group	B-05 - B-06
Driver's Compartment Group	B-07 - B-09
Electrical Group	B-10 - B-13
Exterior Body Group	B-14 - B-18
Galley Group	B-19 - B-23
Heating & Air Conditioning Group	B-24 - C-02
Interior Finish Group	C-03 - C-05
Labels Group	C-06 - C-13
LP Group	C-14
Lounge Group	C-15
Sealants & Fasteners Group	C-16 - C-18
Water & Sewage Group	C-19 - C-21
Window, Vent & Exterior Door Group	C-22 - D-11

WINDOW, VENT & EXTERIOR DOOR GROUP (CONTINUED)
WINDOWS & ACCESS DOORS



Key	Part Number	U/M	Description
1	097415-01-T03	EA	Window Asm. - Escape
2	078010-03-000	EA	Door Asm. - Fuel Fill
3	092235-10-Y14	EA	Window Asm. - Tipout
4	088794-01-000	EA	Door Asm. - Power Cord
5	084103-03-000	EA	Door Asm. - Refrigerator Access
6	092234-03-Y12	EA	Window Asm. - Double Tipout
7	079455-02-T95	EA	Door Asm. - Storage
8	079455-03-T95	EA	Door Asm. - Storage
9	098646-02-700	EA	Window Asm. - Bunk Slider - Left
10	078533-06-AA3	EA	Window Asm. - Front - Picture
*10	078533-08-B13	EA	Window Asm. - Front - Picture

Key	Part Number	U/M	Description
11	098646-01-706	EA	Window Asm. - Bunk Slider - Right
12	079455-04-T95	EA	Door Asm. - Storage
13	098644-02-705	EA	Window Asm. - Vertical Slider
14	M01870-39-AD5	EA	Door Asm. - Radius Entry w/Screen Door
14	M01870-39-AD6	EA	Door Asm. - Radius Entry w/Screen Door
14	M01870-39-AD7	EA	Door Asm. - Radius Entry w/Screen Door
15	079455-01-T95	EA	Door Asm. - Storage
16	098644-02-705	EA	Window Asm. - Single Slider
17	052423-01-000	EA	Door Asm. - Sewer Hose
18	052009-01-000	EA	Door Asm. - Water Heater
19	M01883-01-T95	EA	Door Asm. - Generator
20	092235-07-Y12	EA	Window Asm. - Single Tipout

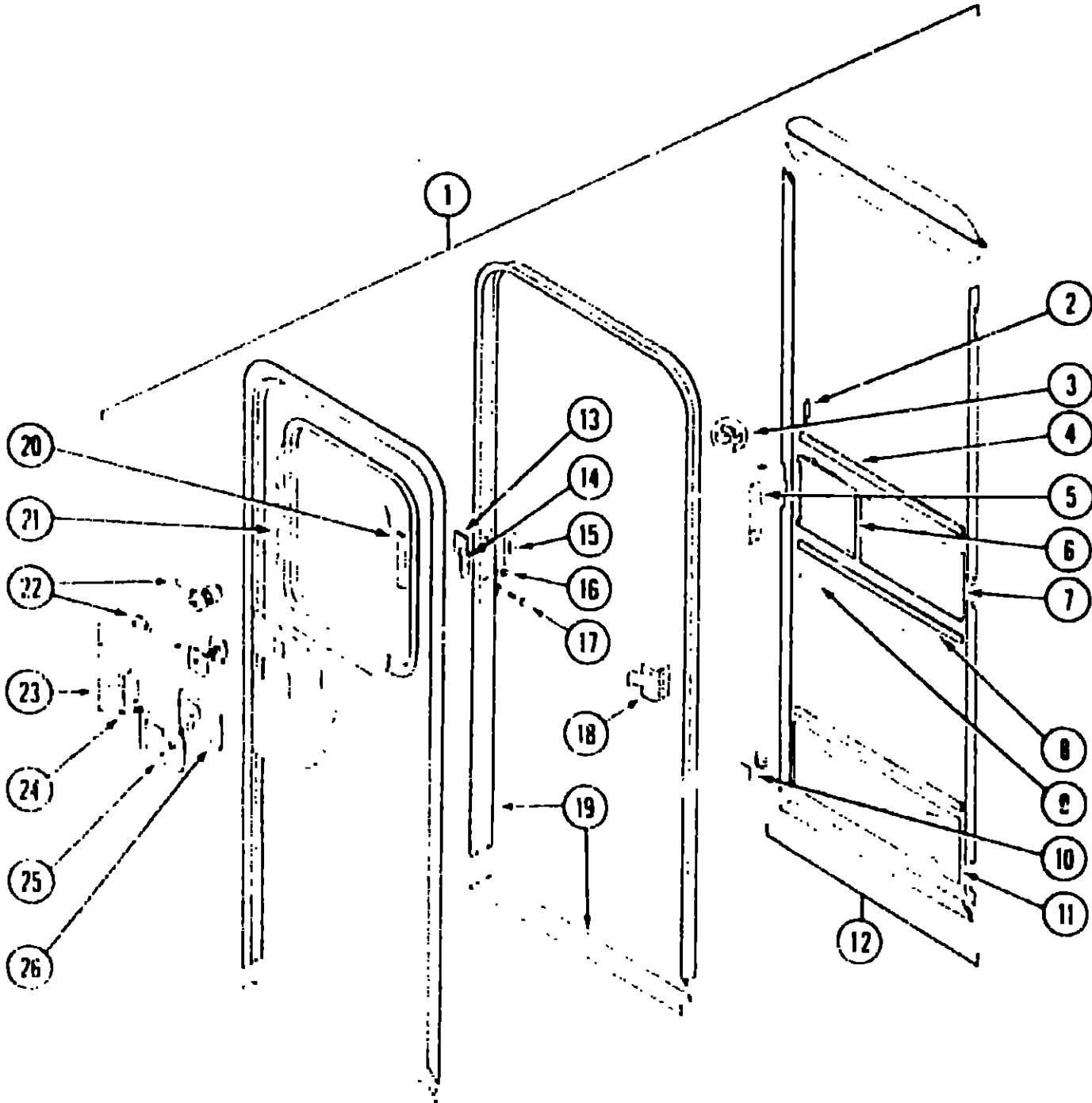
*These parts were used from 5/13/90 on.

1990 ITASCA
TABLE OF CONTENTS

INTRODUCTION	A-01 - A-02
ABBREVIATIONS	A-03
ALPHABETICAL/GROUP REFERENCE	A-04 - A-06
IF424RC	A-07 - D-12
IF426RT	D-13 - G-16
IF427RT	G-17 - K-03

1990 IF424RC INDEX

Floor Plan	A-07 - A-08
Accessories Group	A-09 - A-12
Bath Group	A-13 - A-14
Bedroom Group	A-15
Chassis Group	A-16 - A-20
Curtain, Cushion & Pad Group	A-21 - D-04
Dinette Group	B-05 - B-06
Driver's Compartment Group	B-07 - B-09
Electrical Group	B-10 - B-13
Exterior Body Group	B-14 - B-18
Galley Group	B-19 - B-23
Heating & Air Conditioning Group	B-24 - C-02
Interior Finish Group	C-03 - C-05
Labels Group	C-06 - C-13
LP Group	C-14
Lounge Group	C-15
Sealants & Fasteners Group	C-16 - C-18
Water & Sewage Group	C-19 - C-21
Window, Vent & Exterior Door Group	C-22 - D-11



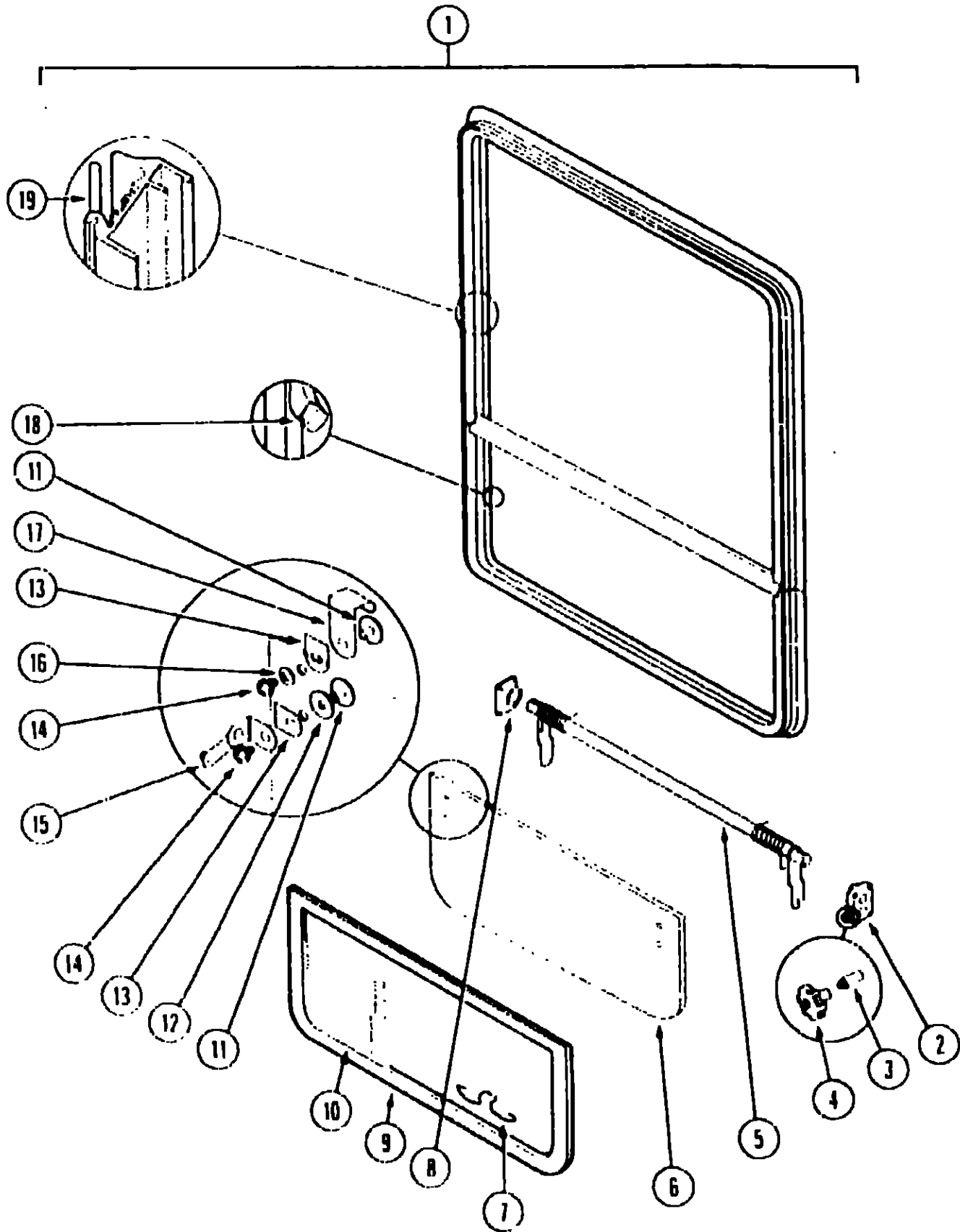
ENTRANCE DOOR			
Key	Part Number	U/M	Description
1	M01670-39-AD5	EA	Door Asm. - Entrance - w/Screen Door
1	M01870-39-AD6	EA	Door Asm. - Entrance - w/Screen Door
1	M01870-39-AD7	EA	Door Asm. - Entrance - w/Screen Door
	095276-01-01A	EA	Frame Asm. - Entrance Door - Off White
	089748-01-000	EA	Frame - Entrance Door - Bottom Portion
	044582-02-000	EA	Drip Cap - Top Entrance Door Jamb - Off White
	075639-04-000	EA	Garnish - Radius - Entrance Door
2	050712-05-000	EA	Door Handle - Screen Door
3	009018-01-000	EA	Roller Catch - Screen Door
	058025-02-000	EA	Clip - Roller Latch Catch
	009016-01-000	EA	Catch - Elbow - Spring Loaded - Screen Door
4	078777-01-000	EA	Slider Channel (Mullion Insert)
5	079087-02-000	EA	Strike - Slider - Screen Door
6	079086-02-000	EA	Slider - Screen Door
7	016454-01-000	EA	Insert - Screen Door
8	002294-01-000	FT	Spline - Black
9	002293-02-000	SF	Screen - Window - 26" - Charcoal
10	085774-01-000	FT	Fastener - Dual Lock - 1" Wide
10	085774-02-000	FT	Fastener - Dual Lock - 1" Wide
11	078552-03-000	EA	Insert - Screen Door - Lower
12	079012-01-U01	EA	Screen Door Asm.
	078595-01-000	EA	Plate - Screen Door
13	077461-03-000	EA	Strike Cover - Off White
14	041546-03-000	EA	Angle Bracket
15	081067-01-000	EA	Deadbolt - Gasket - w/Str
16	058806-01-000	EA	Plug - Tapered Plastic
17	039539-01-000	EA	Strike
18	097724-01-04A	EA	Hinge - Entrance Door - Unpainted
19	095277-02-01A	EA	Door Jamb - Entrance Door
	051049-01-000	EA	Jamb - Bottom - Entrance Door - 25.9" - Unpainted
	079207-01-000	EA	Striker - Roller Catch - Welded to Door Jamb
	095278-01-01A	EA	Jamb - Door - Entrance - 25.9" x 74.6" - Unpainted
20	087561-01-000	FT	Window Seal
21	002181-06-000	EA	Glass - Picture Window
	079733-04-T03	EA	Window Asm. - Picture - 17" x 25" (w/o inside frame)
	067609-27-000	EA	Inside Frame (not included in assembly)
22	039738-01-000	EA	Deadbolt Asm. - Round
22	095229-01-01A	EA	Deadbolt Asm. - Square - Black
22	101145-01-01A	EA	Deadbolt Asm. - Entrance Door - w/2 Keys - Black
	101147-01-000	EA	Bolt - Security - 4 1/2"
	095229-01-700	EA	Key Blank
23	098173-01-03A	EA	Stiffener - Entrance Door
24	039540-01-000	EA	Latch Asm. - Entrance Door
25	045017-05-000	EA	Latch Asm. - Plate
26	039979-03-000	EA	Cover Asm. - Latch Plate - Black
	039984-01-000	EA	Cap - Black Vinyl - Lock Grip
	075673-01-000	FT	Seal - Pile - Adhesive Back - Gray
	100128-01-000	FT	Seal - Pile - Adhesive Back - Gray
	075671-01-000	FT	Seal - Sponge - Lazy T Shaped
	002748-01-000	EA	Corner - Key
	076725-01-000	EA	Cover - Access/Hinge - 6" x 3 1/2" - Beige
	039715-01-000	EA	Nut - Set - 1/4" Diameter
	072893-01-000	EA	Nut - Set - M5 x 0.8
	081914-01-000	EA	Bumper - Rubber - Round - 1/3" Diameter - Black
	090340-01-000	FT	Seal - Foam - Closed Cell - 1/4" x 1/2" x 50'

1990 ITA3CA
TABLE OF CONTENTS

INTRODUCTION	A-01 - A-02
ABBREVIATIONS	A-03
ALPHABETICAL/GROUP REFERENCE	A-04 - A-06
IF424RC	A-07 - D-12
IF426RT	D-13 - G-16
IF427RT	G-17 - K-03

1990 IF424RC INDEX

Floor Plan	A-07 - A-08
Accessories Group	A-09 - A-12
Bath Group	A-13 - A-14
Bedroom Group	A-15
Chassis Group	A-16 - A-20
Curtain, Cushion & Pad Group	A-21 - B-04
Dinette Group	B-05 - B-06
Driver's Compartment Group	B-07 - B-09
Electrical Group	B-10 - B-13
Exterior Body Group	B-14 - B-18
Galley Group	B-19 - B-23
Heating & Air Conditioning Group	B-24 - C-02
Interior Finish Group	C-03 - C-05
Labels Group	C-06 - C-13
LP Group	C-14
Lounge Group	C-15
Sealants & Fasteners Group	C-16 - C-18
Water & Sewage Group	C-19 - C-21
Window, Vent & Exterior Door Group	C-22 - D-11



BEDROOM SINGLE TIPOUT WINDOW

Key	Part Number	U/M	Description
1	092235-07-Y12	EA	Window Asm. - Single Tipout - 24.3" x 40.3" (w/c inside frame)
	090893-11-01A	EA	Inside Frame (not included w/Window Assembly)
2	035302-02-000	EA	Operator Drive
3	090025-01-000	EA	Extension - Window Knob (not included w/Window Assembly)
4	067052-02-000	EA	Window Knob - Beige (not included w/Window Assembly)
	089371-01-000	EA	Screw - Window Knob (not included w/Window Assembly)
5	083150-12-000	EA	Torque Tube Asm. w/Spring
5	080918-01-000	EA	Spring - Torque Tube - Left
	080918-02-000	EA	Spring - Torque Tube - Right
6	084068-19-000	EA	Glass - 1/8" x 1/8" x 9.2" x 40"
7	100168-01-000	EA	Screen Clip
8	081354-01-000	EA	Torque Tube Sleeve
9	100235-04-807	EA	Screen Asm.
10	080218-03-000	SF	Window Screen - 12"
	100240-01-000	FT	Window Screen Spline
11	086762-01-000	EA	Window T-Nut
12	068927-03-000	EA	Seal - Rubber
13	084473-01-000	EA	Seal - Rubber
14	086763-01-000	EA	Screw - #10 - 32 x 1/4" PTH
15	097578-01-000	EA	Connecting Rod Asm.
	081649-01-000	EA	Snap Ring Clip
16	064453-02-000	EA	Plastic Washer - .06 x .50 x .25
17	089913-01-000	EA	Hinge
18	084067-01-000	FT	Seal - Sponge Rubber
19	069640-06-000	FT	Ribbon Sealer (not included w/Window Assembly)

BATH SINGLE TIPOUT WINDOW

Key	Part Number	U/M	Description
1	092235-10-Y12	EA	Window Asm. - Single Tipout - 15.8" x 25.5" (w/o inside frame)
	090893-15-01A	EA	Inside Frame (not included w/Window Assembly)
2	035302-02-000	EA	Operator Drive
3	090025-01-000	EA	Extension - Window Knob (not included w/Window Assembly)
4	067052-02-000	EA	Window Knob - Beige (not included w/Window Assembly)
	089371-01-000	EA	Screw - Window Knob (not included w/Window Assembly)
5	083150-09-000	EA	Torque Tube Asm. w/Spring
5	080918-01-000	EA	Spring - Torque Tube - Left
	080918-02-000	EA	Spring - Torque Tube - Right
6	084068-14-000	EA	Glass - 1/8" x 1/8" x 9.2" x 15"
7	100168-01-000	EA	Screen Clip
8	081354-01-000	EA	Torque Tube Sleeve
9	100235-04-807	EA	Screen Asm.
10	080218-03-000	SF	Window Screen - 12"
	100240-01-000	FT	Window Screen Spline
11	086762-01-000	EA	Window T-Nut
12	068927-03-000	EA	Seal - Rubber
13	084473-01-000	EA	Seal - Rubber
14	086763-01-000	EA	Screw - #10 - 32 x 1/4" PTH
15	097578-01-000	EA	Connecting Rod Asm.
	081649-01-000	EA	Snap Ring Clip
16	064453-02-000	EA	Plastic Washer - .06 x .50 x .25
17	089913-01-000	EA	Hinge
18	084067-02-000	FT	Seal - Sponge Rubber
19	069640-06-000	FT	Ribbon Sealer (not included w/Window Assembly)

1990 ITASCA
TABLE OF CONTENTS

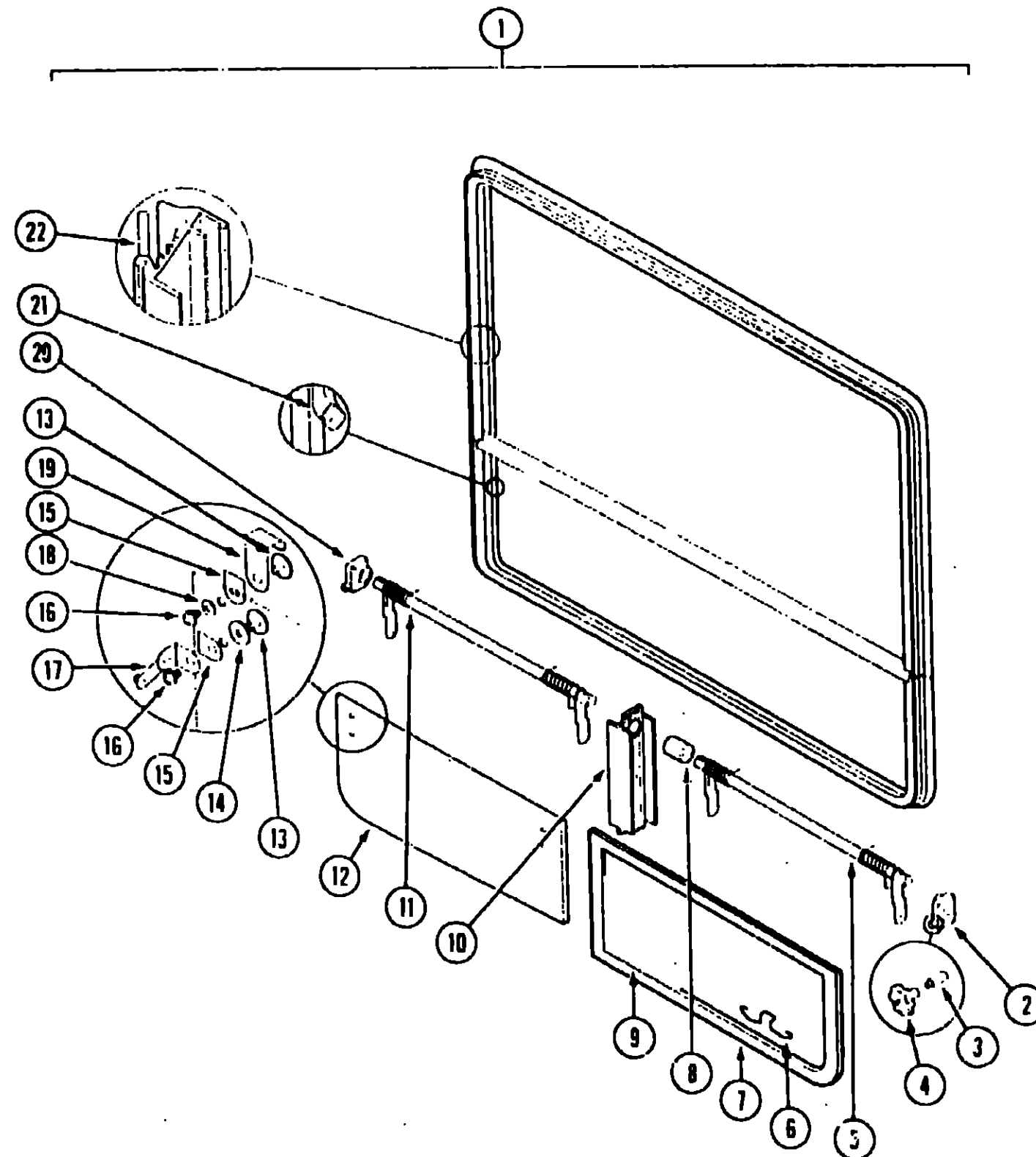
INTRODUCTION	A-01 - A-02
ABBREVIATIONS	A-03
ALPHABETICAL/GROUP REFERENCE	A-04 - A-06
IF424RC	A-07 - D-12
IF426RT	D-13 - G-16
IF427RT	G-17 - K-03

1990 IF424RC INDEX

Floor Plan	A-07 - A-08
Accessories Group	A-09 - A-12
Bath Group	A-13 - A-14
Bedroom Group	A-15
Chassis Group	A-16 - A-20
Curtain, Cushion & Pad Group	A-21 - B-04
Dinette Group	B-05 - B-06
Driver's Compartment Group	B-07 - B-09
Electrical Group	B-10 - B-13
Exterior Body Group	B-14 - B-18
Galley Group	B-19 - B-23
Heating & Air Conditioning Group	B-24 - C-02
Interior Finish Group	C-03 - C-05
Labels Group	C-06 - C-13
I.P Group	C-14
Lounge Group	C-15
Sealants & Fasteners Group	C-16 - C-18
Water & Sewage Group	C-19 - C-21
Window, Vent & Exterior Door Group	C-22 - D-11

WINDOW, VENT & EXTERIOR DOOR GROUP (CONTINUED)

WINDOW, VENT & EXTERIOR DOOR GROUP (CONTINUED)



DINETTE DOUBLE TIPOUT WINDOW

Key	Part Number	U/M	Description
1	092234-03-Y12	EA	Window Asm. - Double Tipout - 31.5" x 60.9" (w/o inside frame)
	090893-09-01A	EA	Inside Frame (not included w/Window Assembly)
2	035302-02-000	EA	Operator Drive
3	090025-01-000	EA	Extension - Window Knob (not included w/Window Assembly)
4	067052-02-000	EA	Window Knob - Beige (not included w/Window Assembly)
	089371-01-000	EA	Screw - Window Knob (not included w/Window Assembly)
5	083227-08-000	EA	Torque Tube Asm.
6	100168-01-000	EA	Screen Clip
7	100234-04-B07	EA	Screen Asm. - Right Side (Illustrated)
	100234-03-B07	EA	Screen Asm. - Left Side (Not illustrated)
	080914-01-000	EA	Corner Key - Screen Asm.
8	088816-51-001	EA	Torque Tube Sleeve
9	080218-03-000	SF	Window Screen - 12"
	100240-01-000	FT	Window Screen Spline
10	090636-55-001	EA	Mullion - Vertical - Black
11	083228-08-000	EA	Torque Tube Asm.
12	084068-22-000	EA	Glass - 9.2" x 29.9"
13	086762-01-000	EA	Window T-Mut
14	068927-03-000	EA	Seal - Rubber
15	084473-01-000	EA	Seal - Rubber
16	086763-01-000	EA	Seal - #10 - 32 x 1/4" PTH
17	097578-01-000	EA	Connecting Rod Asm.
	084453-01-000	EA	Plastic Washer - .06 x .50 x .135
	085315-01-000	EA	Shoulder Rivet
	081649-01-000	EA	Snap Ring Clip
18	084453-02-000	EA	Plastic Washer - .06 x .50 x .25
19	099913-01-000	EA	Hinge
20	035302-01-000	EA	Operator Drive
21	004067-02-000	FT	Seal - Sponge Rubber
22	069640-06-000	FT	Ribbon Seal (not included w/Window Assembly)

1990 ITASCA TABLE OF CONTENTS

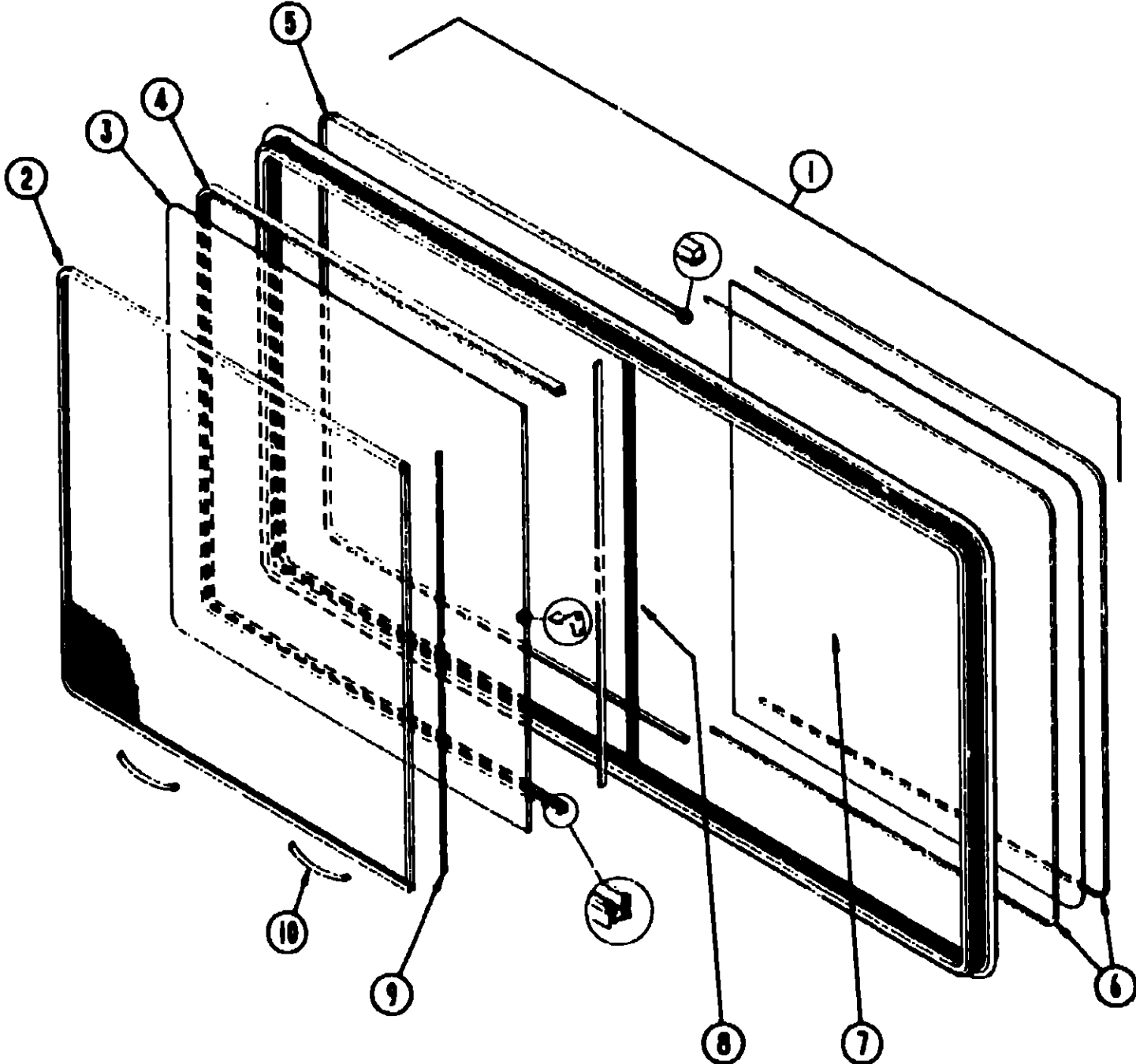
INTRODUCTION	A-01 - A-02
ABBREVIATIONS	A-03
ALPHABETICAL/GROUP REFERENCE	A-04 - A-06
IF424RC	A-07 - D-12
IF426RT	D-13 - G-16
IF427RT	G-17 - K-03

1990 IF424RC INDEX

Floor Plan	A-07 - A-08
Accessories Group	A-09 - A-12
Bath Group	A-13 - A-14
Bedroom Group	A-15
Chassis Group	A-16 - A-20
Curtain, Cushion & Pad Group	A-21 - B-04
Dinette Group	B-05 - B-06
Driver's Compartment Group	B-07 - B-09
Electrical Group	B-10 - B-13
Exterior Body Group	B-14 - B-18
Galley Group	B-19 - B-23
Heating & Air Conditioning Group	B-24 - C-02
Interior Finish Group	C-03 - C-05
Labels Group	C-06 - C-13
LP Group	C-14
Lounge Group	C-15
Sealants & Fasteners Group	C-16 - C-18
Water & Sewage Group	C-19 - C-21
Window, Vent & Exterior Door Group	C-22 - D-11

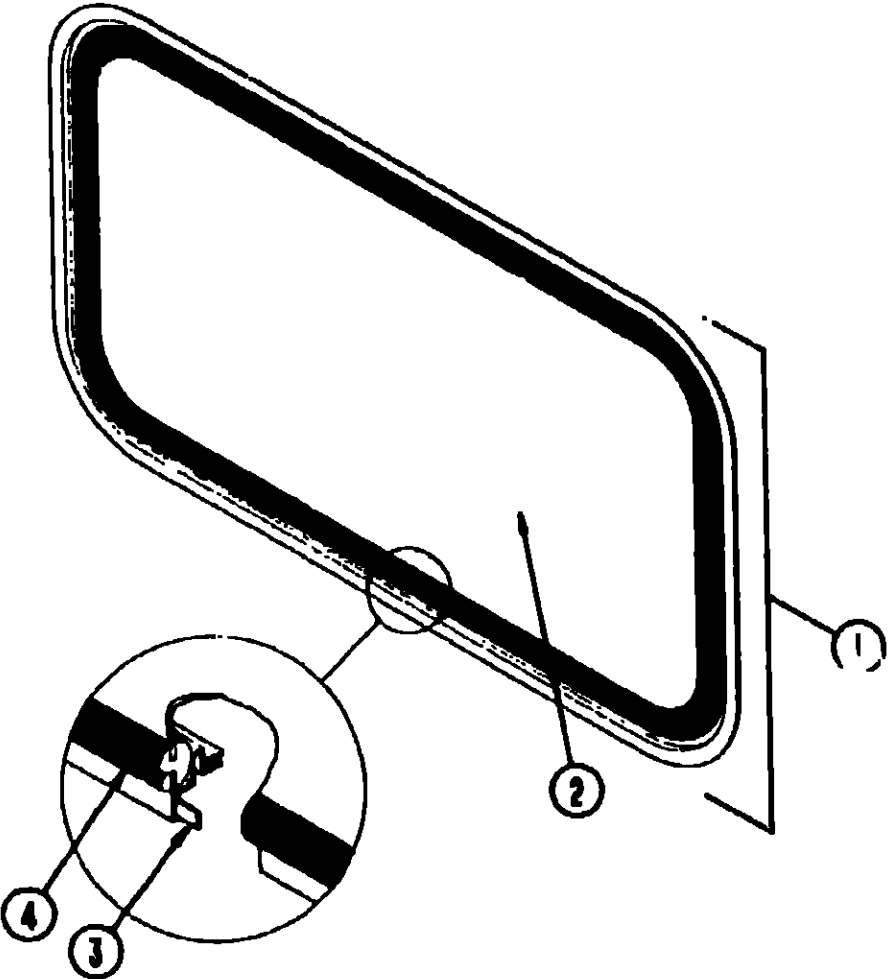
1990 ITASCA
TABLE OF CONTENTS

INTRODUCTION	A-01 - A-02
ABBREVIATIONS	A-03
ALPHABETICAL/GROUP REFERENCE	A-04 - A-06
IF424RC	A-07 - D-12
IF426RT	D-13 - G-16
IF427RT	G-17 - K-03



GALLEY SINGLE SLIDER (EXCEL)

Key	Part Number	U/M	Description
1	098647-06-705	EA	Window Asm. - Slider - Horizontal (w/o inside frame)
	098647-06-704	EA	Inside Frame (not included in assembly)
2	098647-06-703	EA	Screen Asm. - w/Spring & Weatherstripping
3	098647-06-702	EA	Sash Asm. - w/Latch & Glass
	098644-01-700	EA	Latch Repair Kit
4	098644-01-708	FT	Pierced Run Channel
5	098644-01-706	FT	Weatherstrip
6	098644-01-705	FT	Glazing Strip
7	098647-06-700	EA	Glass - Stationary - 10.91" x 13.77"
8	098647-06-701	EA	Locking Rail w/Weatherstrip
9	098644-01-711	FT	Weatherstrip - Black For Screen
10	098644-01-713	EA	Screen Clips - Black Plastic
	098644-01-701	EA	Window Splice Plate
	098644-01-702	EA	Screw - # 6 - 32 x 1/4 Pan Head
	098644-01-703	EA	Screw - #6 x 1.50 - Pro Head - Recess - Black
	098644-01-710	FT	Screen Track (12')



FRONT PICTURE WINDOW
(From: 00-00-00 -05-12-90)

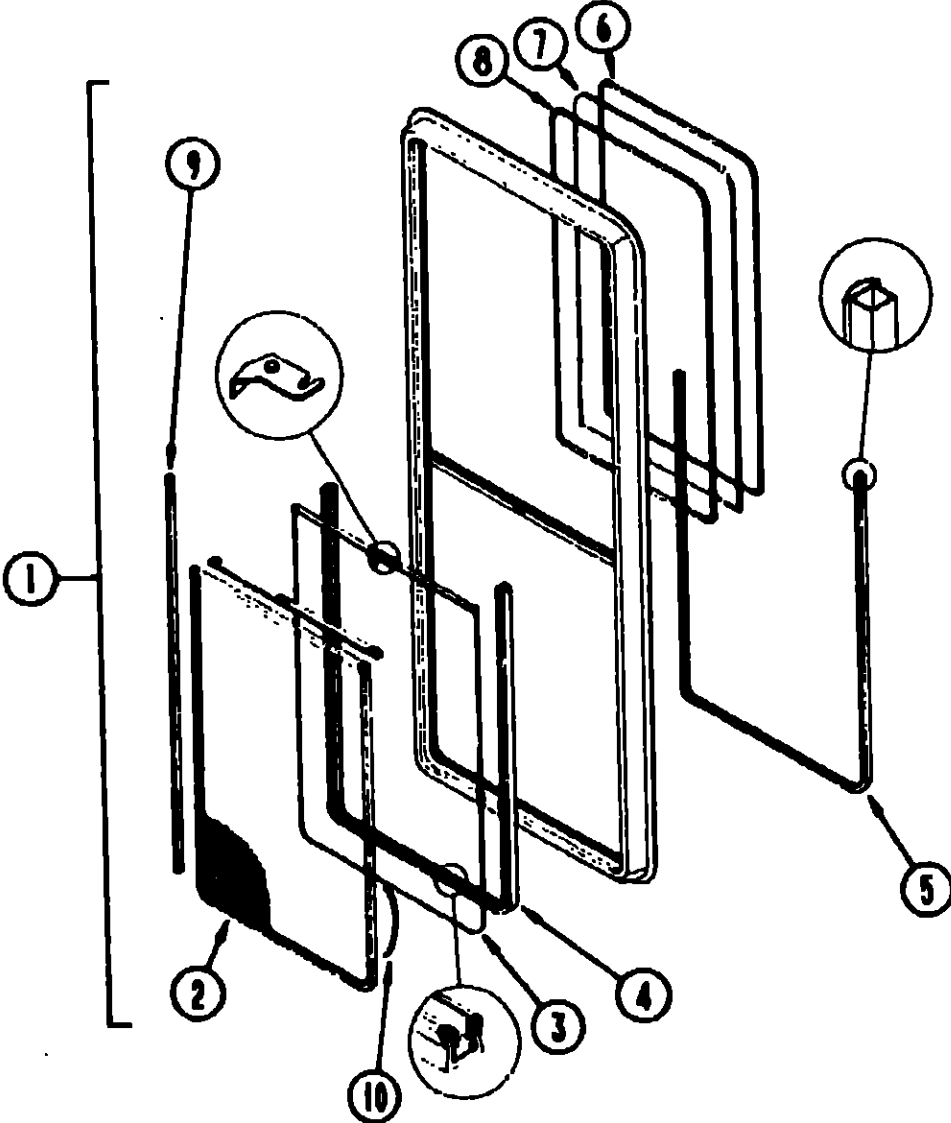
Key	Part Number	U/M	Description
1	078533-06-AA3	EA	Window Asm. - Front Picture - 14" x 24" - Black (w/o inside frame)
	041938-12-000	EA	Inside Frame - Black (not included in assembly)
2	002200-07-000	EA	Glass - Tempered - Picture Window - 15.3" x 32.5"
3	069640-06-000	FT	Ribbon Sealer - 5/16" Bead x 15'
4	002281-01-000	EA	Weatherstrip - Self Seal - .06" Panel x 3/16" - Black

FRONT PICTURE WINDOW
(From: 05-13-90-99-99-99)

Key	Part Number	U/M	Description
1	078533-08-B13	EA	Window Asm. - Picture - 15" x 32" Black (w/o inside frame)
	041938-12-000	EA	Inside Frame - Black (not included in assembly)
2	002181-13-000	EA	Glass - Window - Gray
3	069640-06-000	EA	Ribbon Sealer - 5/16" Bead x 15'
4	002281-02-000	EA	Seal - Window - Exterior - Weatherstrip - Self Seal - .125"

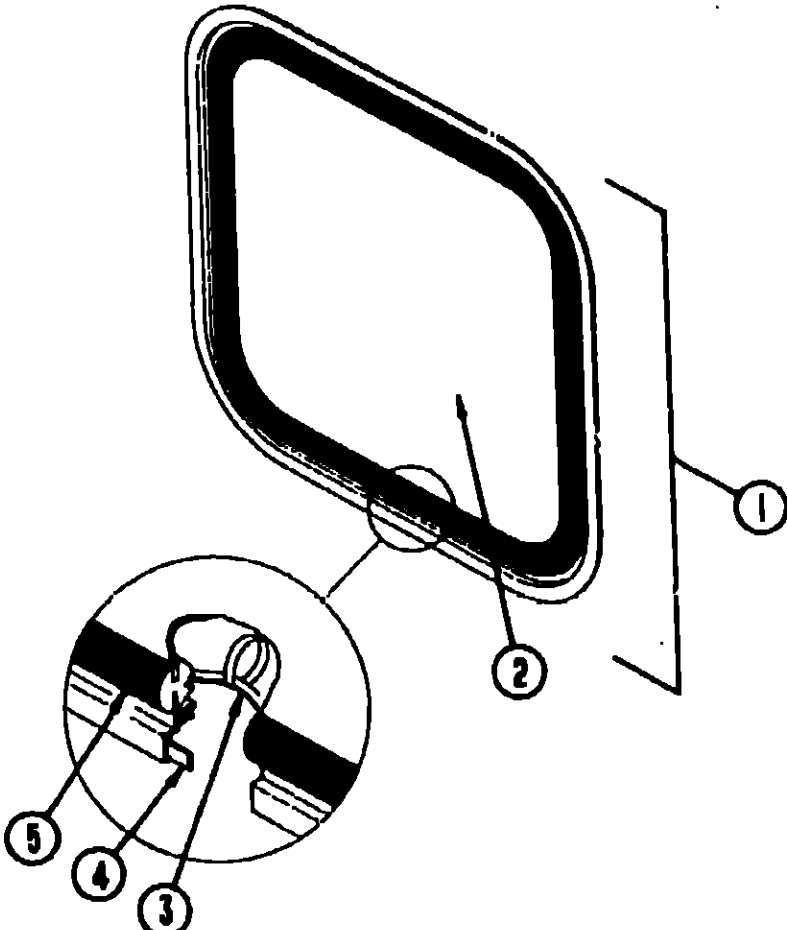
1990 IF424RC INDEX

Floor Plan	A-07 - A-08
Accessories Group	A-09 - A-12
Bath Group	A-13 - A-14
Bedroom Group	A-15
Chassis Group	A-16 - A-20
Curtain, Cushion & Pad Group	A-21 - B-04
Dinette Group	B-05 - B-06
Driver's Compartment Group	B-07 - B-09
Electrical Group	B-10 - B-13
Exterior Body Group	B-14 - B-18
Galley Group	B-19 - B-23
Heating & Air Conditioning Group	B-24 - C-02
Interior Finish Group	C-03 - C-05
Labels Group	C-06 - C-13
LP Group	C-14
Lounge Group	C-15
Sealants & Fasteners Group	C-16 - C-18
Water & Sewage Group	C-19 - C-21
Window, Vent & Exterior Door Group	C-22 - D-11



LOUNGE VERTICAL SLIDER (EXCEL)

Key	Part Number	U/M	Description
1	098644-02-705	EA	Window Asm. - 34.25" x 15" (w/o inside frame)
	098644-02-704	EA	Inside Frame (not included in assembly)
2	098644-02-703	EA	Screen w/Weatherstrip & Frame Spring (Clip)
3	098644-02-701	EA	Sash w/Latch & Sliding Glass
	098644-01-700	EA	Latch - Repair Kit
4	098644-01-708	FT	Channel - Pierced Run
	098644-01-701	EA	Splice Plate - Window
	098644-01-702	EA	Screw - Splice - #6 - 32 x 1/4" Pan Head
	098644-01-703	EA	Screw - Locking Rail - #6 x 15 Pro Head Recess - Black
5	098644-01-706	FT	Weatherstrip
6	098644-01-705	FT	Glazing Strip
7	098644-02-700	EA	Glass - Stationary - 13.77" x 16.15"
8	098644-01-707	EA	Rail - Locking w/Weatherstrip
	098644-01-710	FT	Track - Screen Spacer - 12' Length
9	098644-01-711	FT	Weatherstrip - Screen - Black
10	098644-01-713	EA	Spring - Screen Frame (Clip) - Plastic - Black
	098644-01-716	EA	Plug - Filler



BEDROOM ESCAPE WINDOW

Key	Part Number	U/M	Description
1	079415-01-T03	EA	Window Asm. - Escape - 23" x 29" (w/o inside frame)
	020749-06-000	EA	Inside Frame - Black (not included in assembly)
2	002174-01-000	EA	Glass - 19.61" x 25.92"
3	002285-01-000	FT	Filler - Weatherstrip - Black
4	059640-05-000	FT	Ribbon Sealer - 5/16" Bead x 15'
5	002282-03-000	EA	Weatherstrip - .125 Window
	077066-01-702	EA	Tape Asm. - Escape Window - Red

BUNK SLANT SLIDERS (EXCEL)

Key	Part Number	U/M	Description
	098646-02-700	EA	Window - Slant Slider - Driver Side (w/o Inside frame)
	098646-01-708	EA	Window - Slant Slider - Passenger Side (w/o Inside frame)
	098646-01-705	EA	Inside Frame - Window (not included in assembly)
	098646-01-702	EA	Glass - Sliding Sash & Lock
	098644-01-700	EA	Latch Repair Kit
	098644-01-716	EA	Filler Plug
	098644-01-705	FT	Glazing Strip
	098644-01-708	FT	Channel - Pierced Run
	098646-01-700	EA	Glass - Stationary - 22.16" x 10.77"
	098646-01-703	EA	Spacer Track
	098646-01-704	EA	Screen - Window w/Spring & Weatherstrip
	098644-01-701	EA	Splice Plate - Window
	098644-01-702	EA	Screw - Splice - #6 - 32 x 1/4 Pan Head
	098644-01-703	EA	Screw - Locking Rail - #6 x 1.5" - Black
	098644-01-706	FT	Weatherstripping
	098646-01-701	EA	Rail - Locking w/Weatherstrip
	098644-01-711	FT	Weatherstrip - Screen - Black
	098644-01-713	EA	Spring - Screen Frame - Black Plastic

1990 ITASCA
TABLE OF CONTENTS

INTRODUCTION	A-01 - A-02
ABBREVIATIONS	A-03
ALPHABETICAL/GROUP REFERENCE	A-04 - A-06
IF424RC	A-07 - D-12
IF426RT	D-13 - G-18
IF427RT	G-17 - K-03

1990 IF424RC INDEX

Floor Plan	A-07 - A-08
Accessories Group	A-09 - A-12
Bath Group	A-13 - A-14
Bedroom Group	A-15
Chassis Group	A-16 - A-20
Curtain, Cushion & Pad Group	A-21 - B-04
Dinette Group	B-05 - B-06
Driver's Compartment Group	B-07 - B-09
Electrical Group	B-10 - B-13
Exterior Body Group	B-14 - B-18
Galley Group	B-19 - B-23
Heating & Air Conditioning Group	B-24 - C-02
Interior Finish Group	C-03 - C-05
Labels Group	C-06 - C-13
LP Group	C-14
Lounge Group	C-15
Sealants & Fasteners Group	C-16 - C-18
Water & Sewage Group	C-19 - C-21
Window, Vent & Exterior Door Group	C-22 - D-11

WINDOW, VENT & EXTERIOR DOOR GROUP (CONTINUED)

POWERED ROOF VENT			
Key	Part Number	U/M	Description
	090394-01-Y12	EA	Vent Asm. - Roof - Powered
	009440-01-000	EA	Lift Mechanism
	009439-03-000	EA	Extension
	009439-04-000	EA	Screw
	009439-02-000	EA	Knob - Roof Vent - Black
	048649-01-000	EA	Fan - Plastic - 6"
	008195-01-000	EA	Switch - Push Button - 12 Volt
	015911-01-000	EA	Track - Slide - Roof Vent
	002825-01-000	EA	Weatherstrip Seal
	048648-01-000	EA	Motor - 12 Volt
	051384-01-000	EA	Cover Asm. - Roof Vent
	052639-01-200	EA	Hinge - 7" - Roof Vent
	078785-01-Y12	EA	Screen Asm. - Roof Vent - Powered
	002291-02-000	SF	Screen - Window - 16" - Charcoal
	002298-02-000	FT	Spline - Charcoal
	084077-03-000	EA	Vent Asm. - Roof - Powered - Off White - Fantastic
	084469-08-000	EA	Vent Asm. - Roof - Powered - 14" x 14" - Jenser, (CSA)

NON-POWERED VENT			
Key	Part Number	U/M	Description
	090395-01-Y12	EA	Vent Asm. - Roof - Non-Powered - w/o Screen
	009440-01-000	EA	Lift Mechanism Asm.
	009439-03-000	EA	Extension
	009439-04-000	EA	Screw
	009439-02-000	EA	Knob - Roof Vent - Black
	015911-01-000	EA	Track - Slide - Roof Vent
	002825-01-000	EA	Weatherstrip Seal
	055218-01-000	EA	Cover Asm. - Roof Vent
	052639-01-200	EA	Hinge - 7" - Roof Vent
	078786-01-Y12	EA	Screen Asm. - Charcoal
	002291-02-000	SF	Screen - Window - 16" - Charcoal
	002298-02-000	FT	Spline - Charcoal

1990 ITASCA
TABLE OF CONTENTS

INTRODUCTION	A-01 - A-02
ABBREVIATIONS	A-03
ALPHABETICAL/GROUP REFERENCE	A-04 - A-06
IF424RC	A-07 - D-12
IF426RT	D-13 - G-16
IF427RT	G-17 - K-03

1990 IF424RC INDEX

Floor Plan	A-07 - A-08
Accessories Group	A-09 - A-12
Bath Group	A-13 - A-14
Bedroom Group	A-15
Chassis Group	A-16 - A-20
Curtain, Cushion & Pad Group	A-21 - B-04
Dinette Group	B-05 - B-06
Driver's Compartment Group	B-07 - B-09
Electrical Group	B-10 - B-13
Exterior Body Group	B-14 - B-18
Galley Group	B-19 - B-23
Heating & Air Conditioning Group	B-24 - C-02
Interior Finish Group	C-03 - C-05
Labels Group	C-06 - C-13
LP Group	C-14
Lounge Group	C-15
Sealants & Fasteners Group	C-16 - C-18
Water & Sewage Group	C-19 - C-21
Window, Vent & Exterior Door Group	C-22 - D-11