
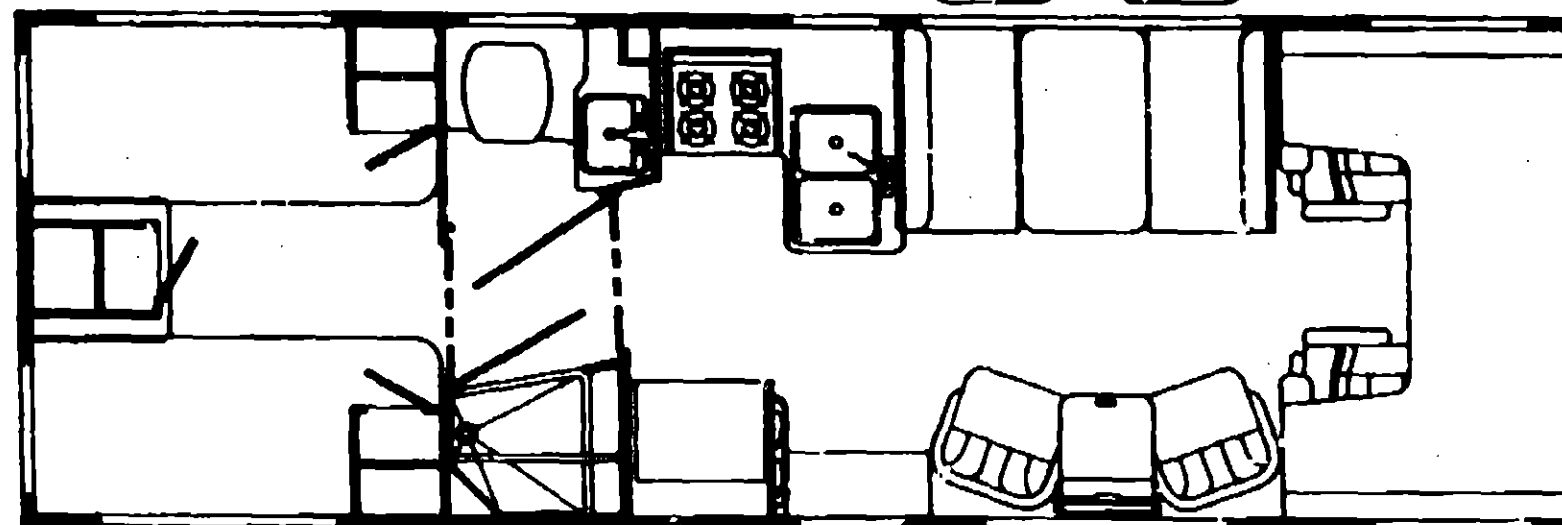
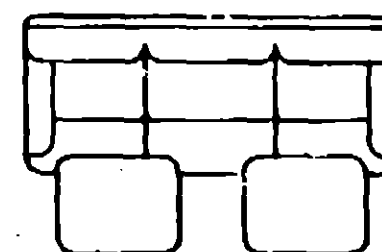
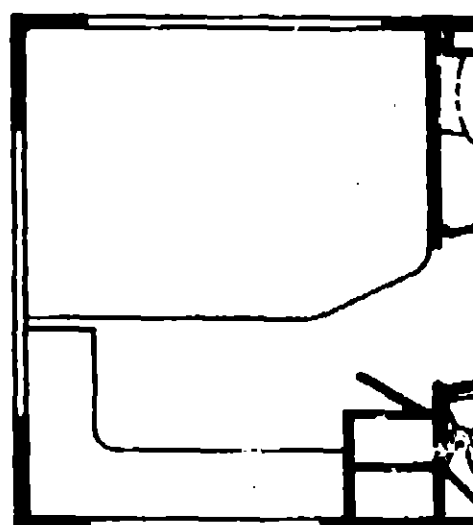


1990 IF327RT



1990 ITASCA TABLE OF CONTENTS

INTRODUCTION	A-01 - A-02
ABBREVIATIONS	A-03
ALPHABETICAL/GROUP REFERENCE	A-04 - A-06
IF327RT	A-07 - D-16
IF327RB	D-17 - G-10
IC/F321RG	G-11 - J-14



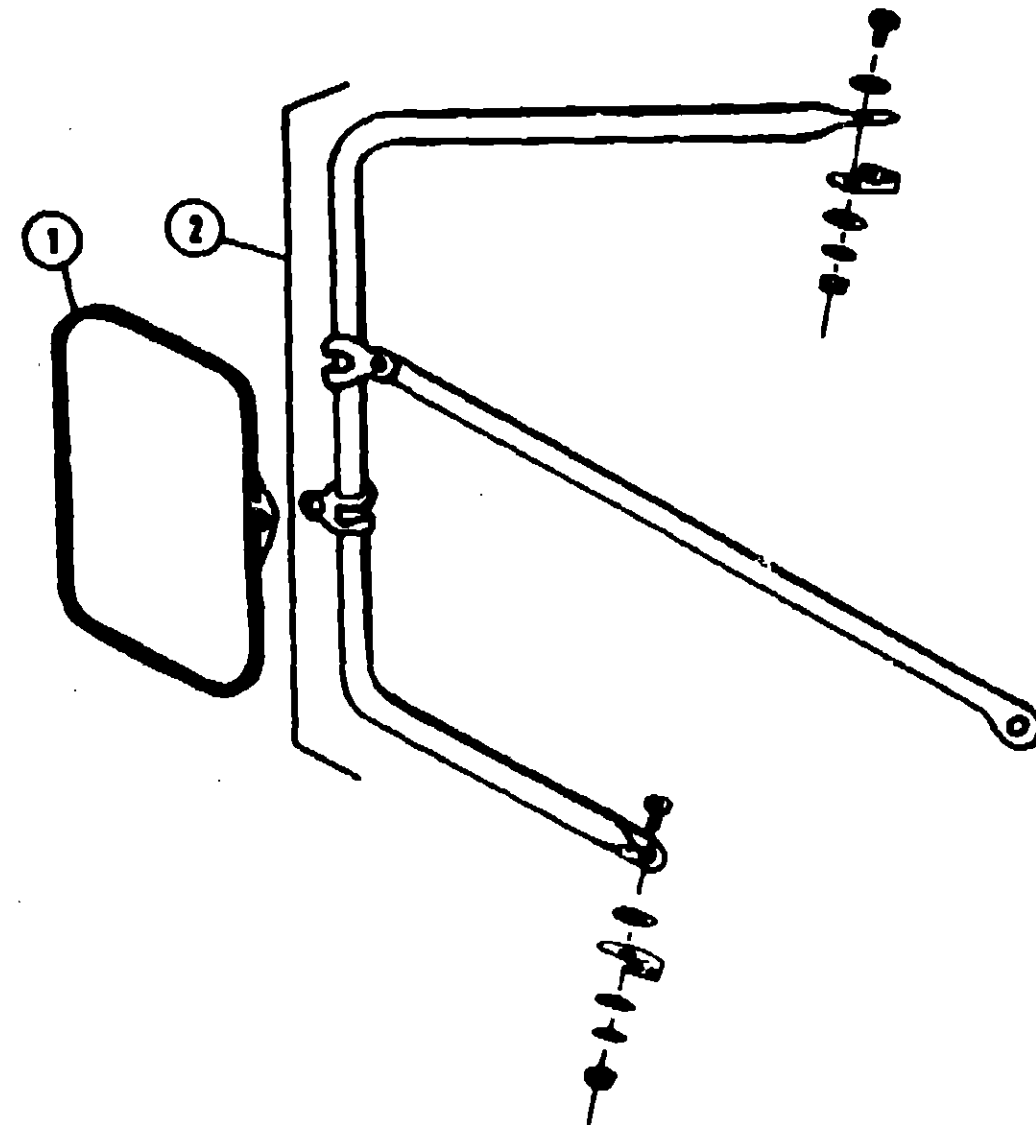
A-7

A-8

1990 IF327RT INDEX

Floor Plan	A-07 - A-08
Accessories Group	A-09 - A-12
Bath Group	A-13 - A-14
Bedroom Group	A-15 - A-18
Chassis Group	A-19 - A-22
Curtain, Cushion & Pad Group	A-23 - B-08
Dinette Group	B-09 - B-10
Driver's Compartment Group	B-11 - B-14
Electrical Group	B-15 - B-17
Exterior Body Group	B-18 - B-22
Galley Group	B-23 - C-02
Heating & Air Conditioning Group	C-03 - C-04
Interior Finish Group	C-05 - C-07
Labels Group	C-08 - C-14
LP Group	C-15
Lounge Group	C-16
Sealants & Fasteners Group	C-17 - C-18
Water & Sewage Group	C-19 - C-21
Window, Vent & Exterior Door Group	C-22 - D-16

ACCESSORIES GROUP



EXTERIOR MIRRORS

Key	Part Number	U/M	Description
1	048347-01-000	EA	Mirror Head - 7 1/2" x 10 1/2" - Stainless Steel (Option L83W)
1	048347-02-000	EA	Mirror Head - 7 1/2" x 10 1/2" - Off White
2	048347-01-000	EA	Arm - West Coast Mirror - Stainless Steel
	008043-01-000	EA	Mirror - Convex - Adhesive Back

WHEEL COVER & MOUNTING HARDWARE (OPTION L184)

Key	Part Number	U/M	Description
	083181-01-000	EA	Wheel Cover - 18" (Set/4)
	083181-01-700	EA	Wheel Cover - 16" (1)

RADIO & RELATED COMPONENTS

Key	Part Number	U/M	Description
	080802-01-000	EA	Radio - AM/FM Stereo - w/Cassette
	074878-01-000	EA	Speaker Cover Protector - Plastic
	080340-01-000	EA	Grill - Speaker - 8.50" - Square
	081082-01-000	EA	Plaque - Mounting Switch
	078985-02-000	EA	Radio Mounting Kit
	084087-01-000	EA	Speaker - 5.25" - w/o Grille
	081088-02-000	EA	Wire Arm - 9 Pin - Audiovox Radio

ACCESSORIES GROUP (CONTINUED)

MISCELLANEOUS ACCESSORIES

Key	Part Number	U/M	Description
	084185-35-000	EA	Owner's Manual - 1980 - Winnebago & Itasca
	082318-01-000	EA	Binder - 3 Ring - Vendor Manual
	082318-01-700	EA	Page - Plastic Packet
	080384-11-000	EA	Cassette - Itasca Spirit
	084488-01-000	EA	Fire Extinguisher - 1A 10BC (UL)
	084488-02-000	EA	Fire Extinguisher - 1A 10BC (CSA)
	084488-01-700	EA	Bracket - Mounting w/Plastic Strap - Fire Extinguisher
	072852-01-000	EA	Smoke Detector w/9 Volt Battery
	080855-01-AA3	EA	Tire Cover - Off White
	100803-01-01A	EA	Wall Clock - Round

TV ANTENNA (OPTION 183)

Key	Part Number	U/M	Description
	076318-13-000	EA	Antenna - TV Roof Mount - 44.5"
	076318-13-700	EA	Head - Antenna - Non-Amplified
	076318-01-701	EA	Gear - Elevating - Plastic
	076318-01-702	EA	Shaft Ass. - Elevating
	076318-01-703	EA	Bearing - Nylon - .5" OD
	076318-01-704	EA	Bearing - Nylon - 1.25" OD
	076318-01-705	EA	Grommet - Nylon - 7/8" ID
	076318-01-706	EA	Crank - Elevating w/Set Screw
	076318-01-707	EA	Spring - Handle
	076318-08-000	EA	Adapter - Cable Roof Plate
	083252-01-01A	EA	Wallplate/Cable - Beige
	076318-11-000	EA	Adapter - Coax w/Splitter
	076318-03-000	FT	Cable - Coaxial - 1000' Roll
	076318-12-000	EA	Connector - Coaxial
	076318-04-000	EA	Connector w/Ferrule
	080734-02-000	EA	Clip - Wire Nylon

TV & VCR COMPONENT (OPTIONS L43V & L72H)

Key	Part Number	U/M	Description
	088448-01-000	EA	VCR - Cable Ready - VHS Remote
	088448-01-700	EA	Remote Control - VCR
	088447-01-000	EA	TV - 13" Color w/Remote Control (US)
	088447-02-000	EA	TV - 13" Color w/Remote Control (CSA)
	088447-01-700	EA	Remote Control - TV
	088888-01-000	EA	TV - Tie-down Strap
	088818-01-000	EA	Speaker - 4"
	083252-01-01A	EA	Wall Plate - Cable - Beige

Include make & model number of TV or VCR when ordering this part.

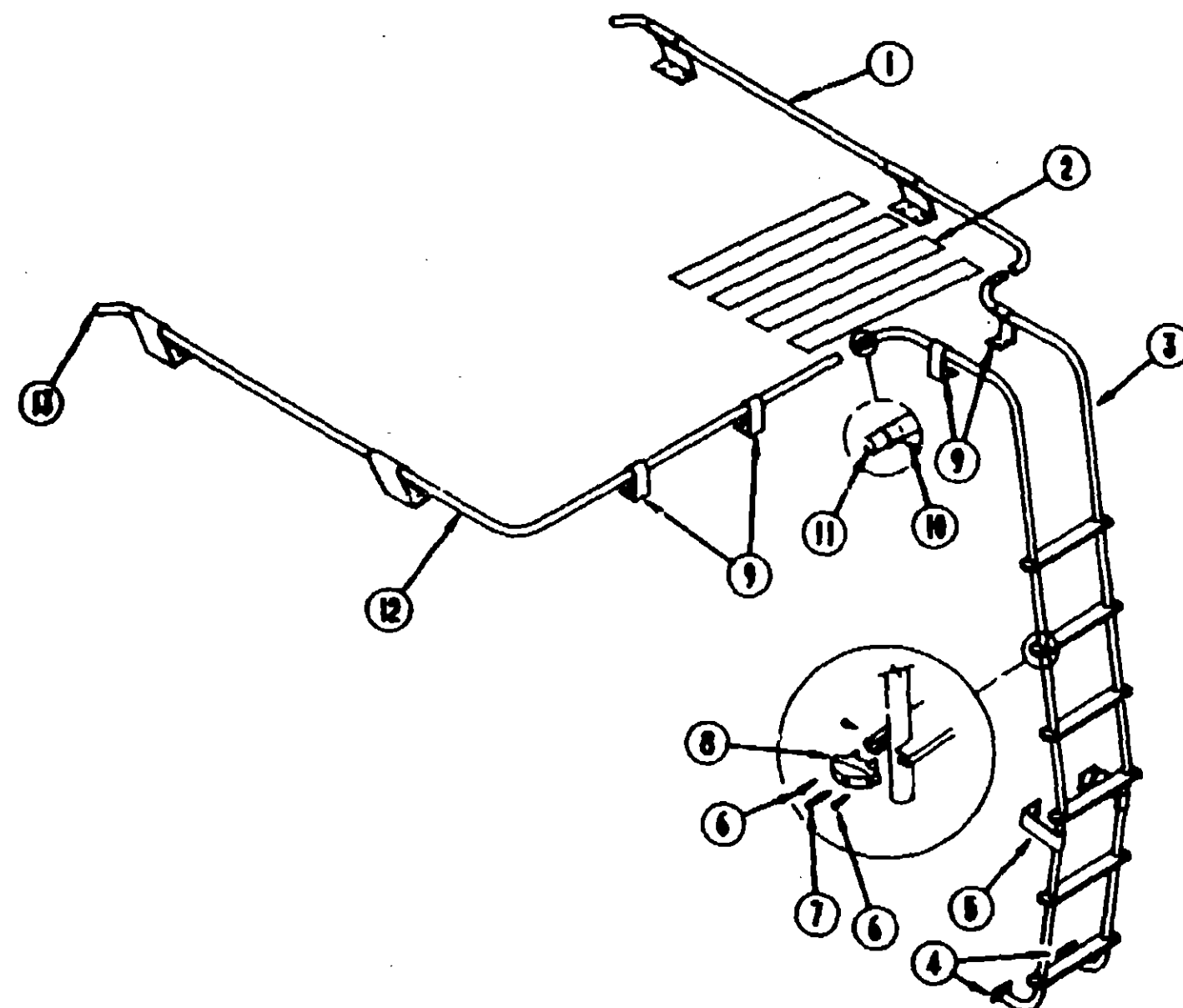
1980 ITASCA TABLE OF CONTENTS

INTRODUCTION	A-01 - A-02
ABBREVIATIONS	A-03
ALPHABETICAL/GROUP REFERENCE	A-04 - A-08
IF327RT	A-07 - D-16
IF327R3	D-17 - G-10
ICF321R3	G-11 - J-14

1980 IF327RT INDEX

Floor Plan	A-07 - A-08
Accessories Group	A-09 - A-12
Bath Group	A-13 - A-14
Bedroom Group	A-15 - A-16
Chassis Group	A-18 - A-22
Curtain, Cushion & Pad Group	A-23 - B-08
Dinette Group	B-09 - B-10
Driver's Compartment Group	B-11 - B-14
Electrical Group	B-15 - B-17
Exterior Body Group	B-18 - B-22
Galley Group	B-23 - C-02
Heating & Air Conditioning Group	C-03 - C-04
Interior Finish Group	C-05 - C-07
Labels Group	C-08 - C-14
LP Group	C-15
Lounge Group	C-16
Seatings & Fasteners Group	C-17 - C-18
Water & Sewage Group	C-19 - C-21
Window, Vent & Exterior Door Group	C-22 - D-16

ACCESSORIES GROUP (CONTINUED)



RACK & LADDER COMPONENTS (OPTION L882)

Key	Part Number	U/M	Description
1	081088-C1-T03	EA	Rack Arm. - Passenger Side w/2 Angled Standoff
2	038327-01-000	EA	Tape - Anti-Slip - 2" x 60"
3	081018-04-AA3	EA	Ladder
4	067185-01-000	EA	Mounting Bracket - Ladder - Lower
5	067125-01-000	EA	Standoff - Ladder - Bright Dipped - Lower
6	000038-08-10T	EA	Screw - SFDR - 8 - 20 x 5/8" PPH - Black
7	000088-10-38T	EA	Screw - 10 - 12 x 2.25" POH - Black
8	078880-02-000	EA	End Cap - Step - Black
9	080888-01-000	EA	Standoff - Rack & Ladder - Bright Dipped
10	081088-02-000	EA	Standoff - Rack & Ladder - Bright Dipped
11	000038-08-08E	EA	Screw - SFDR - 8 - 18 x 50 PPH
12	083881-51-002	EA	Splice
13	081088-02-T03	EA	Rack Arm. - Driver Side w/2 Angled & 2 Straight Standoff
14	081114-01-000	EA	Cap - Insert - Round - 1" Dia.

These parts are used from 3/5/80 on.

ACCESSORIES GROUP (CONTINUED)

GENERATOR & COMPONENTS (OPTION L38E)

Key	Part Number	U/M	Description
	100874-03-000	EA	Generator - Emerald - 4.0 kw
	082273-01-000	EA	Exhaust Pipe - Generator - w/2 Bolt Hole Flange
	078854-05-000	EA	Exhaust Pipe - Generator
	081384-01-000	EA	Muffler - Generator - Emerald
	082272-01-000	EA	Muffler - Generator
	007087-01-000	SF	Insulation - Fiberglass - 1"
	078045-01-000	EA	Strap - Support - Generator - 4 Hole
	084385-01-000	EA	Strap - Support - Generator - 2 Hole
	078854-01-700	EA	Hinge Kit - Emerald Generator
	007063-01-000	EA	Hose - Gas - 1/4" ID x 1/2" OD
	007125-03-000	EA	Clamp - Muffler - 1.1" Dia.
	007125-04-000	EA	Clamp - Muffler - 1.5" Dia.
	007181-01-000	EA	Clamp - Hose - Spring Type - 1/2"
	083208-01-000	EA	Converter - 40 Amp. w/Charger (CSA)
	008052-01-000	EA	Power Cord - 10-3 Wire - 30 Amp. - 25' (CSA)

EXPORT GENERATORS (3.5KW) (OPTION 3831A)

Key	Part Number	U/M	Description
	081634-02-000	EA	Generator - Emerald - 3.5 kw
	100874-05-000	EA	Generator - Orion - 4.0kw
	008054-01-000	EA	Power Cord - 10-3 - 30 Amp. - 25'
	383208-01-000	EA	Converter - 40 Amp. w/Charger
	078854-05-000	EA	Exhaust Pipe - Generator
	081384-01-000	EA	Muffler - Generator - 3.5KW
	081634-02-700	EA	LP System - For Orion Conversion
	078045-01-000	EA	Strap - Support - Generator - 4 Hole
	084385-01-000	EA	Strap - Support - Generator - 2 Hole
	007087-01-000	SF	Insulation - Fiberglass - 1"
	078854-01-700	EA	Hinge Kit - Emerald Generator
	007063-01-000	FT	Hose - Gas - 1/4" ID x 1/2" OD
	007125-04-000	EA	Clamp - Muffler - 1.1" Dia.
	007181-01-000	EA	Clamp - Hose - Spring Type - 1/2"

These are parts used from 3/12/80 on.

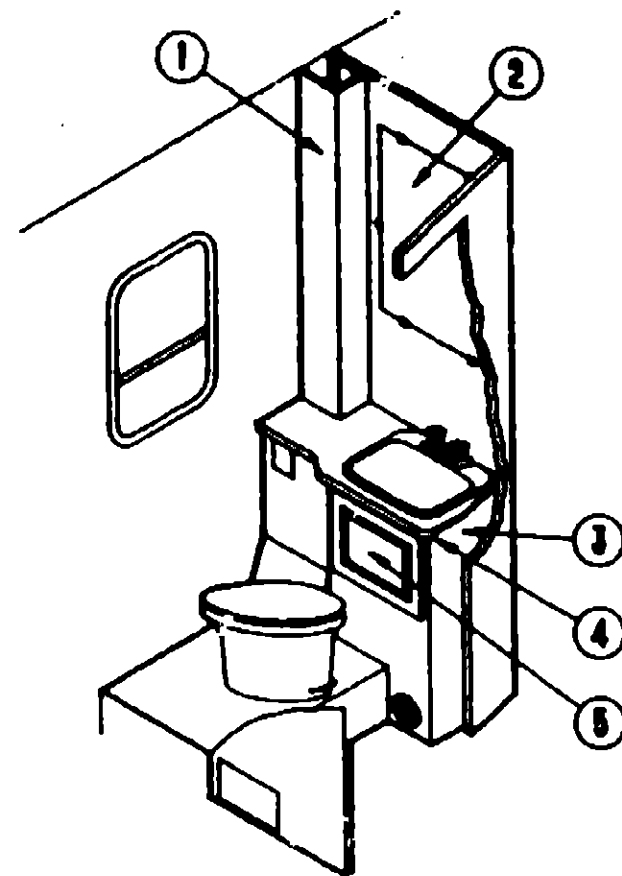
1990 ITASCA TABLE OF CONTENTS

INTRODUCTION	A-01 - A-02
ABBREVIATIONS	A-05
ALPHABETICAL/GROUP REFERENCE	A-04 - A-08
IF327RT	A-07 - D-16
IF327RB	D-17 - G-10
IC/IF321RG	G-11 - J-14

1990 IF327RT INDEX

Floor Plan	A-07 - A-08
Accessories Group	A-08 - A-12
Bath Group	A-13 - A-14
Bedroom Group	A-15 - A-18
Chassis Group	A-19 - A-22
Curtain, Cushion & Pad Group	A-23 - B-08
Dinette Group	B-09 - B-10
Driver's Compartment Group	B-11 - B-14
Electrical Group	B-15 - B-17
Exterior Body Group	B-18 - B-22
Galley Group	B-23 - C-02
Heating & Air Conditioning Group	C-03 - C-04
Interior Finish Group	C-05 - C-07
Labels Group	C-08 - C-14
LP Group	C-15
Lounge Group	C-16
Sealants & Fasteners Group	C-17 - C-18
Water & Sewage Group	C-19 - C-21
Window, Vent & Exterior Door Group	C-22 - D-16

BATH GROUP



BATH CABINETRY

Key	Part Number	U/M	Description
1	086827-01-AD3	EA	Cabinet Arm. - Pipe Cover
2	M88852-21-AA8	EA	Door Arm. - Medicine Cabinet - 15.5" x 29.3" - w/o Hardware
*2	M88852-21-A83	EA	Door Arm. - Medicine Cabinet - 15.5" x 29.3" - w/o Hardware
	M88817-01-AA3	EA	Medicine Cabinet Arm.
	088331-05-000	EA	Mirror - Safety Glass - 12" x 28"
3	M82359-02-AA3	EA	Cabinet Arm. - Lavatory - w/Countertop - w/o Door or Hardware (US)
3	M82359-02-AA4	EA	Cabinet Arm. - Lavatory - w/Countertop - w/o Door or Hardware (US)
3	M04043-01-AA3	EA	Cabinet Arm. - Lavatory - w/Countertop - w/o Door or Hardware (CSA)
3	M04043-01-AA4	EA	Cabinet Arm. - Lavatory - w/Countertop - w/o Door or Hardware (CSA)
4	082359-13-AA3	EA	Countertop Arm. - Lavatory
4	082359-13-AA4	EA	Countertop Arm. - Lavatory
5	M88852-44-AA3	EA	Door Arm. - Lavatory Cabinet - 14.4" x 17.9" (w/o Hardware)
*5	M88852-44-A83	EA	Door Arm. - Lavatory Cabinet - 14.4" x 17.9" (w/o Hardware)
	M82429-05-AA3	EA	Door Arm. - Bath - w/o Mirror or Hardware
	083448-01-AA3	EA	Mirror Arm. - Bath Door
	088331-20-000	EA	Mirror - Safety Glass - 13.2" x 44.5"
	M82429-04-AA3	EA	Door Arm. - Shower - w/o Mirror or Hardware

* These parts were used from 11/27/88 on.

BATH GROUP (CONTINUED)

BATH & WARDROBE HARDWARE

Key	Part Number	U/M	Description
	M08873-03-XB1	EA	Shower Pan Arm.
	075808-01-000	EA	Panel - Shower Faucet - Plastic - Back
	084481-10-000	EA	Shower Curtain - 70" x 32" - Vinyl
	082484-01-01A	FT	Track - Shower Curtain - 8" - Off White
	075241-04-000	EA	Faucet - Shower - Brass
	075241-05-000	EA	Faucet - Shower - Bone
..	011048-02-000	EA	Shower Head - w/80" Hose (US)
	011048-05-000	EA	Shower Head - w/80" Hose (CSA)
	088440-01-000	EA	Strainer - Shower Pan Arm.
	088735-01-000	EA	Washer - Tailpiece - 1.5" Plastic - Shower Pan Arm.
	088438-01-000	EA	Slip Nut - 1.5" Tailpiece - Shower Pan Arm.
	011088-02-000	EA	Tailpiece - 1 1/2" x 1 1/4" x 4" - Brass
	075240-05-000	EA	Faucet - Lavatory - Brass
	075240-08-000	EA	Faucet - Lavatory - Bone
	081253-01-000	EA	Gasket - Lavatory Faucet
	081814-02-000	EA	Soap Dish w/Plastic Cover - Brass
	088388-01-000	EA	Sink - Oval - Ivory Plastic
	088388-01-700	EA	Plug - C.O. - Ivory - 1 1/4 x 5
	088827-01-01A	EA	Sink - Lavatory - Rectangular - Plastic - Bone
	088827-01-700	EA	Sink - Stopper
	088827-01-701	EA	Tailpiece - Sink
	087487-01-000	EA	Toilet - Thetford - Aqua Magic
	087487-01-700	EA	C.L.F.L. Seal & Bolt Package
	083740-01-710	EA	Link
	083740-01-711	EA	Spring - Return Lever
	083740-01-718	EA	Seat - Ivory - w/o Cover
	083740-01-700	EA	Lever - Water
	083740-01-701	EA	Lever - Flush
	083740-01-713	EA	Seal - Ball Valve to Bowl
	083740-01-714	EA	Valve Arm. - Water
	083740-01-707	EA	Seal - Closet Flange
	083740-01-708	EA	Bolt Package - Closet
	083740-01-717	EA	Flush Tube
	024878-01-000	EA	Closet Flange - 4" x 5" (US)
	024878-02-000	EA	Closet Flange - 4" x 3" (CSA)
	075452-02-000	EA	Tissue Holder - Brass
	075454-02-000	EA	Towel Ring - Bright Brass w/Mounting Hardware
	075453-02-000	EA	Towel Bar - 18" - Brass
	088331-20-000	EA	Mirror - 13.2" x 44.4" (Bath Door)
	088331-05-000	EA	Mirror - 12" x 28" (Medicine Cabinet)
	088088-01-000	EA	Clip - Mirror
	075880-02-000	EA	Clothes Rod - Adjustable - 27" to 38" (Shower)
	088059-01-000	EA	Hinge - 2" - Brass (Medicine Cabinet Door)
	087800-01-000	EA	Catch - Flush Mount - Positive - Mounts on Medicine Door
	083588-03-000	EA	Catch - Medicine Cabinet - Mounts to Cabinet
	083588-04-000	EA	Strike - Medicine Cabinet - Mounts to Cabinet
	088335-02-000	EA	Latch - Shower/Bath Door
	088013-01-000	EA	Catch - Male Bulldog - Door Mounted (Shower/Bath Door)
	088013-02-000	EA	Catch - Female Bulldog - Wall Mounted
	088151-01-000	EA	Warp Guard - Shower/Bath Door - 48"
	088777-02-000	EA	Hinge - Cabinet Door - Burnished Brass

.. The illustrated parts breakdown for this item is provided on the Common Items Fiche.

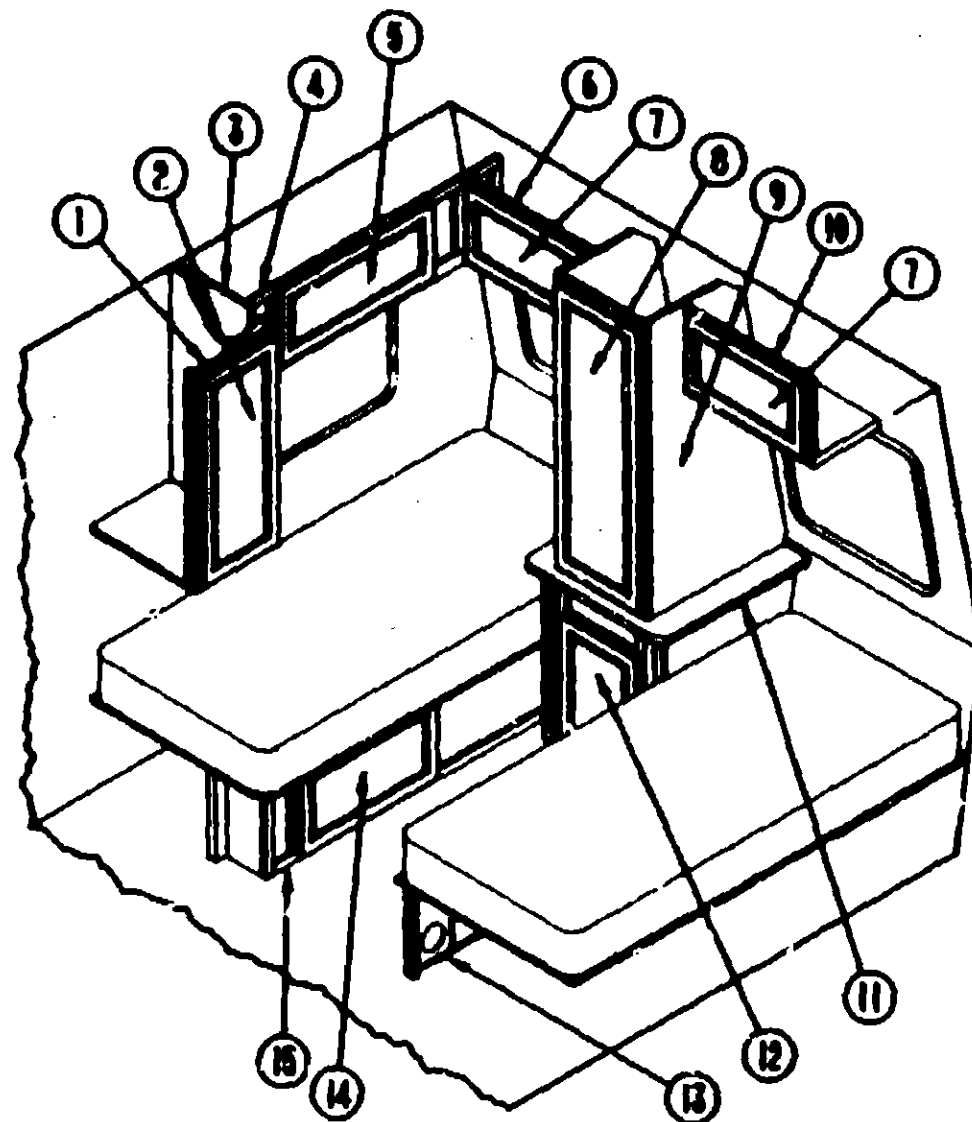
1990 ITASCA TABLE OF CONTENTS

INTRODUCTION	A-01 - A-02
ABBREVIATIONS	A-03
ALPHABETICAL/GROUP REFERENCE	A-04 - A-08
IF327RT	A-07 - D-16
IF327RB	D-17 - G-10
IC/IF321RQ	G-11 - J-14

1990 IF327RT INDEX

Floor Plan	A-07 - A-08
Accessories Group	A-09 - A-12
Bath Group	A-13 - A-14
Bedroom Group	A-15 - A-18
Cheese Group	A-19 - A-22
Curtain, Cushion & Pad Group	A-23 - B-08
Divette Group	B-09 - B-10
Driver's Compartment Group	B-11 - B-14
Electrical Group	B-15 - B-17
Exterior Body Group	B-18 - B-22
Galley Group	B-23 - C-02
Heating & Air Conditioning Group	C-03 - C-04
Interior Finish Group	C-05 - C-07
Labels Group	C-08 - C-14
LP Group	C-15
Lounge Group	C-16
Sealants & Fasteners Group	C-17 - C-18
Water & Sewage Group	C-19 - C-21
Window, Vent & Exterior Door Group	C-22 - D-16

BEDROOM GROUP



Key	Part Number	U/M	Description
1	085837-01-AA3	EA	Cabinet Asm. - Passenger Side Shirt Closet - w/o Door or Hardware
	085838-01-AA3	EA	Cabinet Asm. - Driver Side Shirt Closet - w/o Door or Hardware
2	M88852-40-AA3	EA	Door Asm. - Shirt Closets - 14" x 33" w/o Hardware
*2	M88852-40-A83	EA	Door Asm. - Shirt Closets - 14" x 33" w/o Hardware
3	081280-18-AA3	EA	End Cap - Cabinet
4	M88840-01-AA3	EA	Cabinet Asm. - Passenger Side Overhead - w/o Door or Hardware
	M88841-01-AA3	EA	Cabinet Asm. - Driver Side Overhead - w/o Door or Hardware
5	M88852-46-AA3	EA	Door Asm. - Rear Overheads - w/o Hardware
*5	M88852-46-A83	EA	Door Asm. - Rear Overheads - w/o Hardware
6	M88842-02-AA3	EA	Cabinet Asm. - Rear Overhead - Passenger Side - w/o Door or Hardware
7	M88852-47-AA3	EA	Door Asm. - Overhead - 14.4" x 17.9" - w/o Hardware
*7	M88852-47-A83	EA	Door Asm. - Overhead - 14.4" x 17.9" - w/o Hardware
8	M88852-17-AA3	EA	Door Asm. - Wardrobe - w/o Mirror - 45.5" x 15.5" - w/o Hardware
†8	M88852-17-A83	EA	Door Asm. - Wardrobe - w/o Mirror - 45" x 16" - w/o Hardware
9	M88828-01-AA3	EA	Cabinet Asm. - Center Wardrobe - w/o Door or Hardware
10	M88842-01-AA3	EA	Cabinet Asm. - Rear Overhead - Driver Side - w/o Door or Hardware
11	085828-14-AA3	EA	Countertop - Wardrobe (AD3)
11	085828-14-AA4	EA	Countertop - Wardrobe (AD4)
12	M88852-41-AA3	EA	Door Asm. - Cabinet - 21.8" x 14.4" - w/o Hardware
*12	M88852-41-A83	EA	Door Asm. - Cabinet - 21.8" x 14.4" - w/o Hardware
13	M82336-01-7 A3	CA	Cabinet Asm. - Twin Bed - Driver Side - w/o Hardware
14	M88852-42-AA3	EA	Door Asm. - Twin Bed Cabinet - 12" x 25.9"
†14	M88852-42-A83	EA	Door Asm. - Twin Bed Cabinet - 12" x 25.9"
††14	M88852-10-A83	EA	Door Asm. - Twin Bed Cabinet - 12" x 26"
15	M82335-01-AA3	EA	Cabinet Asm. - Twin Bed Cabinet - Passenger Side w/Door or Hardware

* These are parts used from 11/27/88 on.
 † These parts were used from 10/2/88 on.
 †† These parts were used from 11/13/88 on.

TWIN BED CABINETRY & HARDWARE

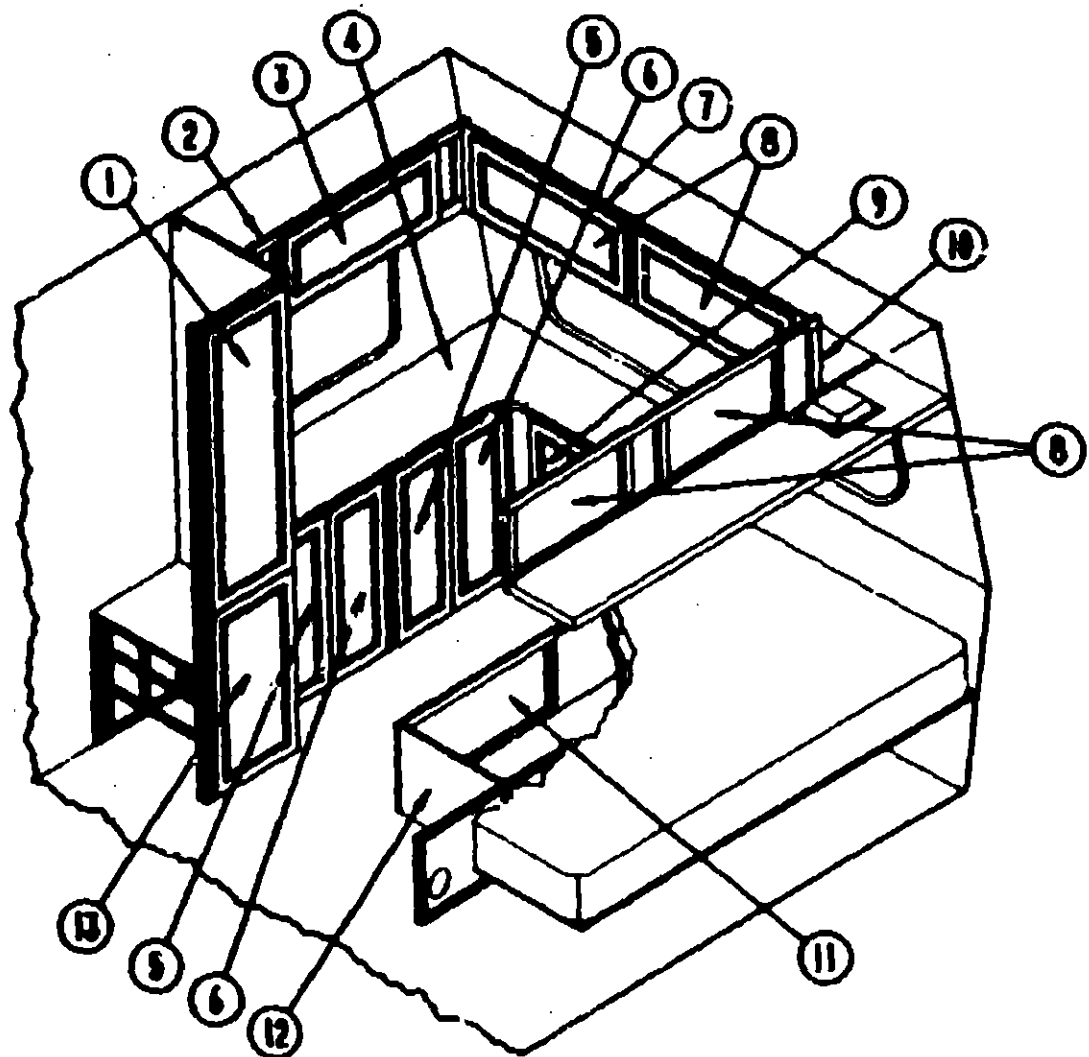
1990 ITASCA TABLE OF CONTENTS

INTRODUCTION	A-01 - A-02
ABBREVIATIONS	A-03
ALPHABETICAL GROUP REFERENCE	A-04 - A-06
IF327RT	A-07 - D-16
IF327RB	D-17 - G-10
IC/IF321RG	G-11 - J-14

1990 IF327RT INDEX

Floor Plan	A-07 - A-08
Accessories Group	A-09 - A-12
Bath. Group	A-13 - A-14
Bedroom Group	A-15 - A-18
Chassis Group	A-19 - A-22
Curtain, Cushion & Pad Group	A-23 - B-08
Dinette Group	B-09 - B-10
Driver's Compartment Group	B-11 - B-14
Electrical Group	B-15 - B-17
Exterior Body Group	B-18 - B-22
Galley Group	B-23 - C-02
Heating & Air Conditioning Group	C-03 - C-04
Interior Finish Group	C-05 - C-07
Labels Group	C-08 - C-14
LP Group	C-15
Lounge Group	C-16
Sealants & Fasteners Group	C-17 - C-18
Water & Sewage Group	C-19 - C-21
Window, Vent & Exterior Door Group	C-22 - D-16

BEDROOM GROUP (CONTINUED)



Key	Part Number	U/M	Description
1	M98852-17-AA3	EA	Door Asm. - Wardrobe - 15.5" x 45.4" - w/o Hardware
*1	M98852-78-A83	EA	Door Asm. - Wardrobe - 15.5" x 45.4" - w/o Hardware
	M98852-01-AA3	EA	Cabinet Asm. - Wardrobe - w/o Door or Hardware
2	M98871-01-AA3	EA	Cabinet Asm. - Passenger Overhead - w/o Door or Hardware
	081280-18-AA3	EA	End Cap - Cabinet - Front
3	M98852-48-AA3	EA	Door Asm. - Passenger Side Overhead - 14.4" x 33.5" - w/o Hardware
*3	M98852-48-A83	EA	Door Asm. - Passenger Side Overhead - 14.4" x 33.5" - w/o Hardware
4	M97845-01-AA3	EA	Cabinet Asm. - Vanity w/Countertop - w/o Doors or Hardware
4	087845-13-AA3	EA	Countertop - Vanity Cabinet
*4	M97845-01-A83	EA	Cabinet Asm. - Vanity w/Countertop - w/o Doors or Hardware (AD3)
*4	M97845-01-A84	EA	Cabinet Asm. - Vanity w/Countertop - w/o Doors or Hardware (AD4)
*4	087845-13-A83	EA	Countertop - Vanity Cabinet (AD3)
*4	087845-13-A84	EA	Countertop - Vanity Cabinet (AD4)
5	M98852-58-AA3	EA	Door Asm. - Vanity Cabinet - 10.8" x 27.8" - w/o Hardware
*5	M98852-58-A83	EA	Door Asm. - Vanity Cabinet - 10.8" x 27.8" - w/o Hardware
6	M98852-48-AA3	EA	Door Asm. - Vanity Cabinet - 10.8" x 27.8" - w/o Hardware
*6	M98852-58-A83	EA	Door Asm. - Vanity Cabinet - 10.8" x 27.8" - w/o Hardware
7	M98870-01-AA3	EA	Cabinet Asm. - Backwall Overhead - w/o Doors or Hardware
8	M98852-38-AA3	EA	Door Asm. - Backwall Cabinet - 14.4" x 28.8" - w/o Hardware
*8	M98852-38-A83	EA	Door Asm. - Backwall Cabinet - 14.4" x 28.8" - w/o Hardware
9	M98852-80-AA3	EA	Door Asm. - Vanity Cabinet - 15.7" x 27.8" - w/o Hardware
9	M98852-80-A83	EA	Door Asm. - Vanity Cabinet - 15.7" x 27.8" - w/o Hardware
10	M98872-01-AA3	EA	Cabinet Asm. - Driver Side Overhead - w/o Doors or Hardware
	081280-21-AA3	EA	End Cap - Cabinet - Front
11	M98852-43-AA3	EA	Door Asm. - Double Bed Cabinet - 12" x 29.1" - w/o Hardware
*11	M98852-43-A83	EA	Door Asm. - Double Bed Cabinet - 12" x 29.1" - w/o Hardware
12	M93438-01-AA3	EA	Cabinet Asm. - Double Bed - w/o Door or Hardware
13	M98852-38-AA3	EA	Door Asm. - Wardrobe Cabinet - 15.5" x 29.5" - w/o Hardware
*13	M98852-38-A83	EA	Door Asm. - Wardrobe Cabinet - 15.5" x 29.5" - w/o Hardware
			* These parts were used from 11/27/88 on.
			** These parts were used from 10/2/88 on.

DOUBLE BED CABINERY (OPTION 48L)

BEDROOM HARDWARE

Key	Part Number	U/M	Description
	041853-03-000	FT	Conduit - Convolute Slt - 1" ID (Clothes Rod Cover)
	042438-01-000	EA	Dowel - Wood - Clothes Rod - 1" Dia. x 1'
	009112-01-000	EA	Flange - 1" Clothes Rod - Plastic - Off White

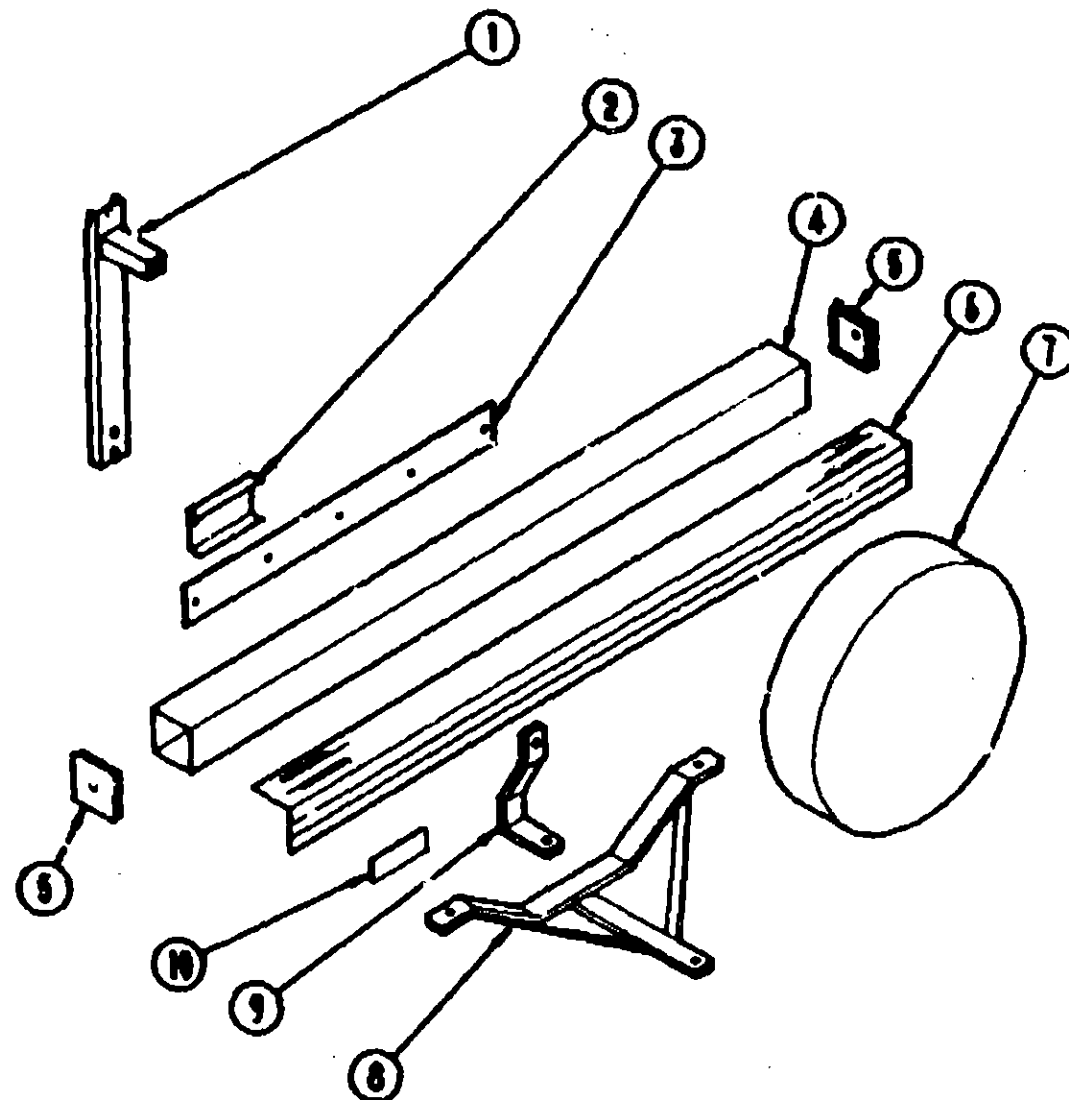
**1988 ITASCA
TABLE OF CONTENTS**

INTRODUCTION	A-01 - A-02
ABBREVIATIONS	A-03
ALPHABETICAL/GROUP REFERENCE	A-04 - A-08
IF327RT	A-07 - D-16
IF327RB	D-17 - G-10
ICF321RG	G-11 - J-14

1988 IF327RT INDEX

Floor Plan	A-07 - A-08
Accessories Group	A-09 - A-12
Bath Group	A-13 - A-14
Bedroom Group	A-15 - A-18
Chassis Group	A-19 - A-22
Curtain, Cushion & Pad Group	A-23 - B-08
Dinette Group	B-09 - B-10
Driver's Compartment Group	B-11 - B-14
Electrical Group	B-15 - B-17
Exterior Body Group	B-18 - B-22
Galley Group	B-23 - C-02
Heating & Air Conditioning Group	C-03 - C-04
Interior Finish Group	C-05 - C-07
Labels Group	C-08 - C-14
LP Group	C-15
Lounge Group	C-16
Sealants & Fasteners Group	C-17 - C-18
Water & Sewage Group	C-19 - C-21
Window, Vent & Exterior Door Group	C-22 - D-16

CHASSIS GROUP



SPARE TIRE, HITCH & REAR BUMPER

Key	Part Number	U/M	Description
1	078027-01-000	EA	Bracket Arm - Tire Carrier
2	M84800-02-000	EA	Mount Support - Tire Carrier
3	M22150-01-000	EA	Bracket - Rear Bumper
4	084802-01-000	EA	Bumper Arm - Square - Off White
5	039778-01-000	EA	Bumper Cap - Black Rubber - 4" x 4"
6	041332-03-000	EA	Cover - Bumper - w/o Reflector - 4" Square x 82"
7	088855-01-AA3	EA	Cover - Spare Tire - Vinyl - Off White
8	084833-03-000	EA	Trailer Hitch Arm
9	084824-02-000	EA	Support - Trailer Hitch
10	041332-02-000	EA	Reflector - Bumper Cover - Self-Adhesive - 6 1/2" x 3/4"
	070817-02-000	EA	Tire - Michelin - Radial
	083817-01-000	EA	Wheel - Steel - 6" x 16" - 8 Holes
	051377-01-000	EA	Valve Stem Arm

CHASSIS GROUP (CONTINUED)

MISCELLANEOUS CHASSIS PARTS

Key	Part Number	U/M	Description
	051887-01-000	EA	Bracket - Battery Tie Down - 6.6"
†	085450-05-000	EA	Tiedown - Battery
	010487-01-000	EA	Clamp - Closed - 5/8 ID
	007161-01-000	EA	Clamp - Hose - Spring Type 112
	082401-01-000	EA	Clamp - Hose - Wormgear - .22" ID - 1" ID
	082401-02-000	EA	Clamp - Hose - Wormgear - 1.56" - 2.5" ID
	082401-03-000	EA	Clamp - Hose - Wormgear - .25" ID - 1" ID
	082401-04-000	EA	Clamp - Hose - Wormgear - .68" ID - 1.25" ID
	082401-05-000	EA	Clamp - Hose - Wormgear - .22" ID - .62" ID
	023148-01-000	EA	Clamp - Screw Type - 4"
	088020-01-000	EA	Storage Compartment Arm - Passenger Side
	088020-02-000	EA	Storage Compartment Arm - Driver Side
	088020-03-000	EA	Storage Compartment Arm - Passenger Side - Rear
	088020-01-000	EA	Storage Compartment - Plastic
	078048-02-000	EA	Storage/Generator Compartment
	007063-01-000	FT	Hose - Gas - 1/4 ID x 1/2 OD
	007108-01-000	FT	Hose - Heater - 5/8 ID
	017516-01-000	EA	Mud Flap w/Holes - 14" x 18" - Black
	084088-01-700	EA	Splash Guard - Black Rubber
	045731-01-000	EA	Rock Guard
	045731-04-000	EA	Rock Guard
	072884-20-000	EA	Running Boards - Fold - 40" (Option 88R)
	084785-01-000	EA	Speedometer - Kilometer (CSA)
	077848-02-000	EA	Step Arm - Pullout
	078241-01-000	EA	Support Arm - Step
	078137-02-000	EA	Tray - Storage Compartment - 27.18" x 21" Deep
	088322-01-000	EA	Wheelwell - Plastic
	008343-01-000	EA	Wire Tie - 8"

* These parts were used from 4/15/80 on.

† These parts are used from 7/17/88 on.

NOTE: Remainder of exhaust components available from Chassis Service Center.

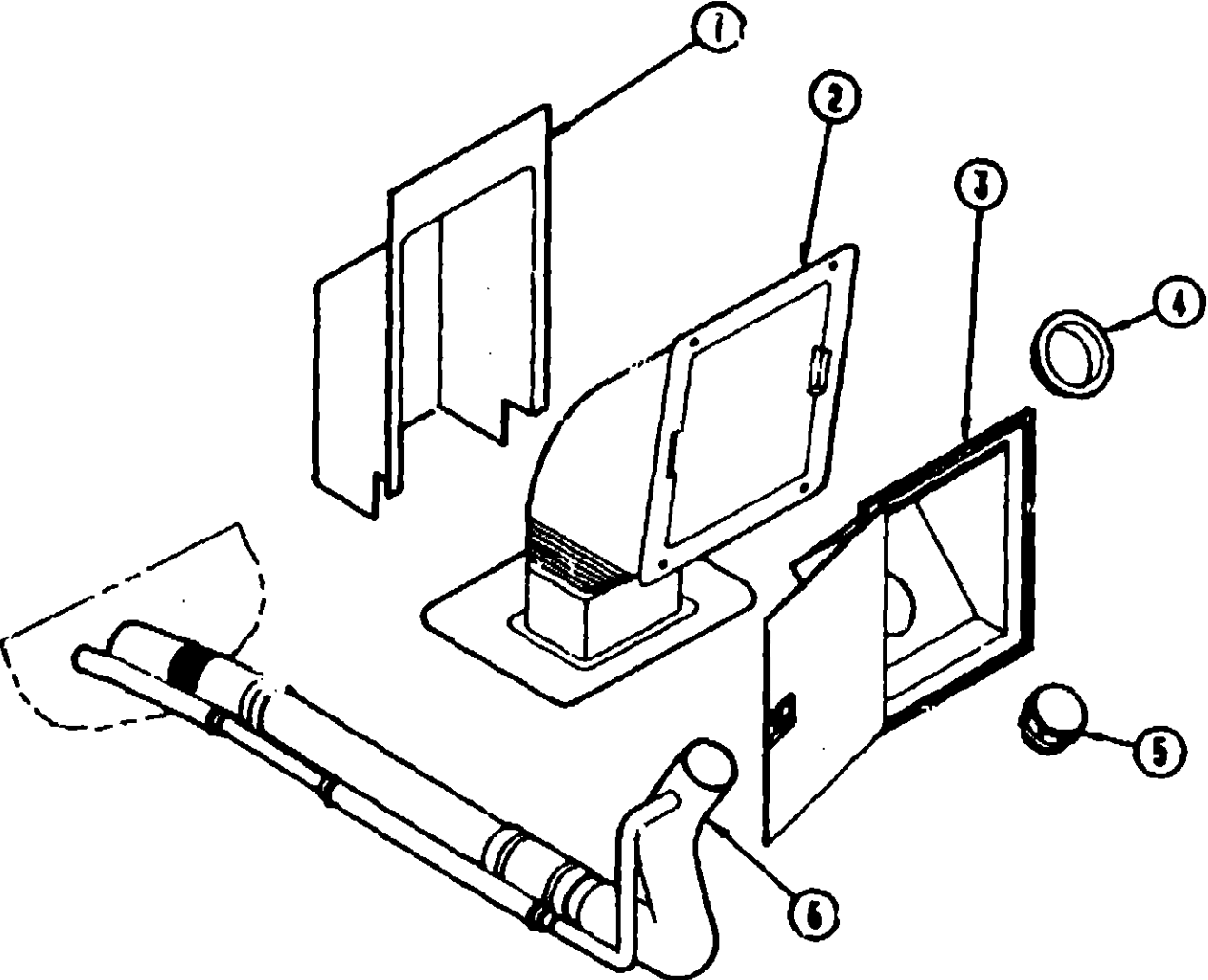
1990 ITASCA TABLE OF CONTENTS

INTRODUCTION	A-01 - A-02
ABBREVIATIONS	A-03
ALPHABETICAL/GROUP REFERENCE	A-04 - A-08
IF327RT	A-07 - D-18
IF327RB	D-17 - G-10
K/IF321RG	G-11 - J-14

1990 IF327RT INDEX

Floor Plan	A-07 - A-08
Accessories Group	A-09 - A-12
Bath Group	A-13 - A-14
Bedroom Group	A-15 - A-18
Chassis Group	A-19 - A-22
Curtain, Cushion & Pad Group	A-23 - B-08
Dinette Group	B-09 - B-10
Driver's Compartment Group	B-11 - B-14
Electrical Group	B-15 - B-17
Exterior Body Group	B-18 - B-22
Galley Group	B-23 - C-02
Heating & A/r Conditioning Group	C-03 - C-04
Interior Finish Group	C-05 - C-07
Labels Group	C-08 - C-14
LP Group	C-15
Lounge Group	C-16
Sealants & Fasteners Group	C-17 - C-18
Water & Sewage Group	C-19 - C-21
Window, Vent & Exterior Door Group	C-22 - D-18

CHASSIS GROUP (CONTINUED)



FUEL FILL COMPONENTS

Key	Part Number	U/M	Description
1	078040-02-000	EA	Shroud - Fuel Fill - Upper
2	083578-01-000	EA	Boot - Fuel Fill
	084255-01-000	EA	Support Flange - Fuel Fill Boot
3	078010-03-000	EA	Door Arm - Fuel Fill - Off White
4	078200-01-000	EA	Gasket - Fuel Fill
5	NOTE	EA	Fuel Cap
6	083675-02-000	EA	Filter Neck - Fuel Fill
	085732-01-000	EA	Hose - Fuel Fill - .62 ID
NOTE: This item is chassis supplied.			

CHASSIS GROUP (CONTINUED)

GENERATORS & COMPONENTS (OPTION L38E)

Key	Part Number	U/M	Description
	101974-03-000	EA	Generator - Emerald - 4.0 kw
	082273-01-000	EA	Exhaust Pipe - Generator - w/2 Bolt Hole Flange
	079854-05-000	EA	Exhaust Pipe - Generator
	081384-01-000	EA	Muffler - Generator - Emerald
	082272-01-000	EA	Muffler - Generator
	007067-01-000	SF	Insulation - Fiberglass - 1"
	078045-01-000	EA	Strap - Support - Generator - 4 Hole
	084365-01-000	EA	Strap - Support - Generator - 2 Hole
	079854-01-700	EA	Hinge Kit - Emerald Generator
	007063-01-000	EA	Hose - Gas - 1/4" ID x 1/2" OD
	007125-03-000	EA	Clamp - Muffler - 1.1" Dia.
	007125-04-000	EA	Clamp - Muffler - 1.5" Dia.
	007181-01-000	EA	Clamp - Hose - Spring Type - 1/2"
	083208-01-000	EA	Converter - 40 Amp. w/Charger (CSA)
	008052-01-000	EA	Power Cord - 10-3 Wire - 30 Amp. - 25' (CSA)

EXPORT GENERATORS (3.5KW) (OPTION 3831A)

Key	Part Number	U/M	Description
	081634-02-000	EA	Generator - Emerald - 3.5 kw
	100974-05-000	EA	Generator - Onan - 4.0 kw
	008054-01-000	EA	Power Cord - 10-3 - 30 Amp. - 25'
	083208-01-000	EA	Converter - 40 Amp. w/Charger
	079854-05-000	EA	Exhaust Pipe - Generator
	081384-01-000	EA	Muffler - Generator - 3.5KW
	081634-02-700	EA	LP System - For Onan Conversion
	078045-01-000	EA	Strap - Support - Generator - 4 Hole
	084365-01-000	EA	Strap - Support - Generator - 2 Hole
	007067-01-000	EA	Insulation - Fiberglass - 1"
	079854-01-700	EA	Hinge Kit - Emerald Generator
	007063-01-000	FT	Hose - Gas - 1/4" ID x 1/2" OD
	007125-04-000	EA	Clamp - Muffler - 1.1" Dia.
	007181-01-000	EA	Clamp - Hose - Spring Type - 1/2"
These are parts used from 3/12/90 on.			

1990 ITASCA
TABLE OF CONTENTS

INTRODUCTION	A-01 - A-02
ABBREVIATIONS	A-03
ALPHABETICAL/GROUP REFERENCE	A-04 - A-06
IF327RT	A-07 - D-16
IF327RB	D-17 - G-10
IC/F321RG	G-11 - J-14

1990 IF327RT INDEX

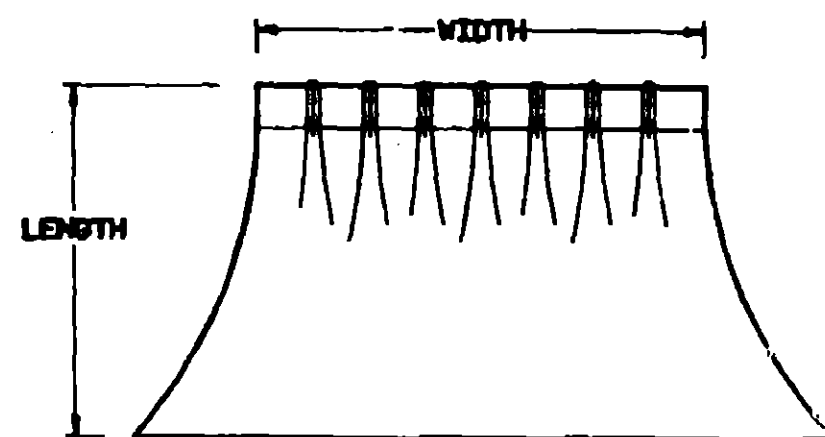
Floor Plan	A-07 - A-08
Accessories Group	A-09 - A-12
Bath Group	A-13 - A-14
Bedroom Group	A-15 - A-16
Chassis Group	A-19 - A-22
Curtain, Cushion & Pad Group	A-23 - B-08
Dinette Group	B-09 - B-10
Driver's Compartment Group	B-11 - B-14
Electrical Group	B-15 - B-17
Exterior Body Group	B-18 - B-22
Galley Group	B-23 - C-02
Heating & Air Conditioning Group	C-03 - C-04
Interior Finish Group	C-05 - C-07
Labels Group	C-08 - C-14
LP Group	C-15
Lounge Group	C-16
Sealants & Fasteners Group	C-17 - C-18
Water & Sewage Group	C-19 - C-21
Window, Vent & Exterior Door Group	C-22 - D-16

CURTAIN, CUSHION & PAD GROUP

NOTICE

In order to assist our Part Sales Dept. in providing interior software items, please include the serial number and the color code number from the vehicle certification label when ordering. This label is located on the left sidewall at the end of the dash (A-Body), or on the driver's door latch plate (C-Body).

An example of a color code number is P31, which designates an overall color scheme of a particular unit. The color listed after the item description on the microfiche, indicates the overall unit color. Order the item you desire according to unit color code.



NOTE: Use this illustration when determining length and width measurements for curtains. You will note the width measurement is taken on the top of the curtain with the curtain fully extended. The length measurement is taken from top to bottom.

FABRICS & CARPETS

Key	Part Number	U/M	Description
	072333-61-000	YD	Fabric - Drapery - Pacific (Privacy) (AD3)
	072333-70-000	YD	Fabric - Drapery - Chrome (Privacy) (AD3)
	072333-72-000	YD	Fabric - Drapery - Suede (Privacy) (AD4)
	087272-01-000	YD	Fabric - Drapery - Lining - 48" - Ivory
	085008-05-000	YD	Fabric - Upholstery - Main (AD3)
	086008-08-000	YD	Fabric - Upholstery - Main (AD4)
	086008-21-000	YD	Fabric - Upholstery - Accent (AD3)
	086008-22-000	YD	Fabric - Upholstery - Accent (AD4)
	086273-36-000	YD	Fabric - Window & Bedspread - 54" Wide (AD3)
	086273-48-000	YD	Fabric - Window & Bedspread - 54" Wide (AD4)
	072333-67-000	YD	Fabric - Speaker Cover
	075244-02-000	YD	Vinyl - Shower Curtain - Beige
	076680-09-000	YD	Vinyl - Off White (Assist Handle)
	076680-07-000	YD	Vinyl - Beige (Wingwall Pad)
	086080-02-000	YD	Carpet - Blue Coral (AD3)
	086080-07-000	YD	Carpet - Desert Sand (AD4)
	091261-01-000	FT	Backing - Carpet - Non-Skid - 12" (Floor Mat)
	076314-02-000	FT	Tape - Heat Bonded - Carpet Seam
	047034-02-000	SF	Plastic Runner - Carpet - 4' Wide - Clear
	076670-09-000	YD	Tape - Carpet - 3/4"
	085746-01-000	FT	Trim - "J" - Carpet - PVC
	087656-04-000	EA	Trim - Cab Carpet - Extruded - 12" x 25.4" - Black

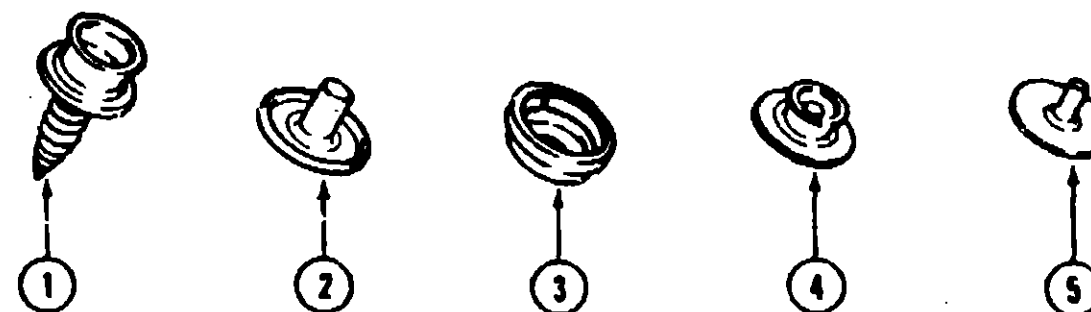
These parts were used from 7/25/88 on.

NOTE: Replace vinyl flooring locally.

CURTAIN, CUSHION & PAD GROUP (CONTINUED)

CURTAIN & CUSHION HARDWARE

Key	Part Number	U/M	Description
	082464-01-01A	EA	Track - Shower Curtain - Off White
	008701-01-000	EA	Carrier - Shower Curtain
	008702-01-000	EA	End - Stop - Curtain Carrier - Shower
	046867-01-000	EA	Grommet - Brass - 7/16" ID x 1" OD (Shower Curtain)
	008136-01-000	EA	Pin - Shower Curtain
	029092-01-000	EA	Stud - Nickel Finish
	029093-01-000	EA	Eyelet - Nickel Finish
	029155-01-000	EA	Cap - Snap
	029156-01-000	EA	Socket - Snap Fastener
	084432-08-000	FT	Slat - Plastic Roller Shade
	086276-01-000	YD	Tape - Double Sided - 1/2"
	076394-01-000	FT	Trim - Half Round - 7/16" - Vinyl - Gold (Valance Pad)
	086843-01-000	EA	Spring Asm. - Roller Shade
	087253-01-000	EA	Pull - Roller Shade - Clear Plastic
	084434-01-000	EA	Mounting Bracket - Roller Shade - 1 3/8"
	056632-01-AA3	EA	Pull Strap - Overhead Bunk - 1.5" x 25.5"
	086918-01-000	EA	Mount - Window Leg - Black
	056003-01-000	EA	Bracket - Drapery Retaining - Right
	056003-02-000	EA	Bracket - Drapery Retaining - Left
	097565-01-000	EA	Bracket - Mounting - Pleated Blind
	094896-02-000	EA	Grommet - Cord - Pleated Blind
	094907-02-000	EA	End - Top - Pleated Blind
	091307-03-000	EA	End - Bottom - Pleated Blind
	097591-01-000	EA	Spring - Extension - Pleated Blind
	097592-01-000	EA	Bobbin - Cord - Holdup - Pleated Blind
	097593-05-000	FT	Cord - Pleated Blind - Mercury (AD3)
	097593-03-000	FT	Cord - Pleated Blind - Beige (AD4)
	089335-01-000	FT	Track - Curtain - Brown Plastic (Valance)
	089522-02-000	EA	Panel Plastic Leg - 31.5" - Black (Leg Asm.)
	091904-01-000	FT	Track - Curtain - Plastic - Light Beige (Blackout)
	076551-03-000	EA	Track - Curtain - Metal - 42" - Beige (Privacy)
	081381-01-000	EA	Swivel Snap - Curtain Track
	046867-03-000	EA	Rod - Curtain - Flat - 88" to 120"
	082339-02-000	EA	Brace - Overhead Bunk - 17.2" - Beige
	075943-01-000	EA	Brace - Overhead Bunk - 20" - Beige



Key	Part Number	U/M	Description
1	029130-01-000	EA	Socket - Snap Fastener
2	029155-01-000	EA	Cap - Snap - .156" Dia. x 17" Barrel
3	029156-01-000	EA	Socket - Snap Fastener
4	029092-01-000	EA	Stud - Nickel Finish
5	029093-01-000	EA	Eyelet - Nickel Finish

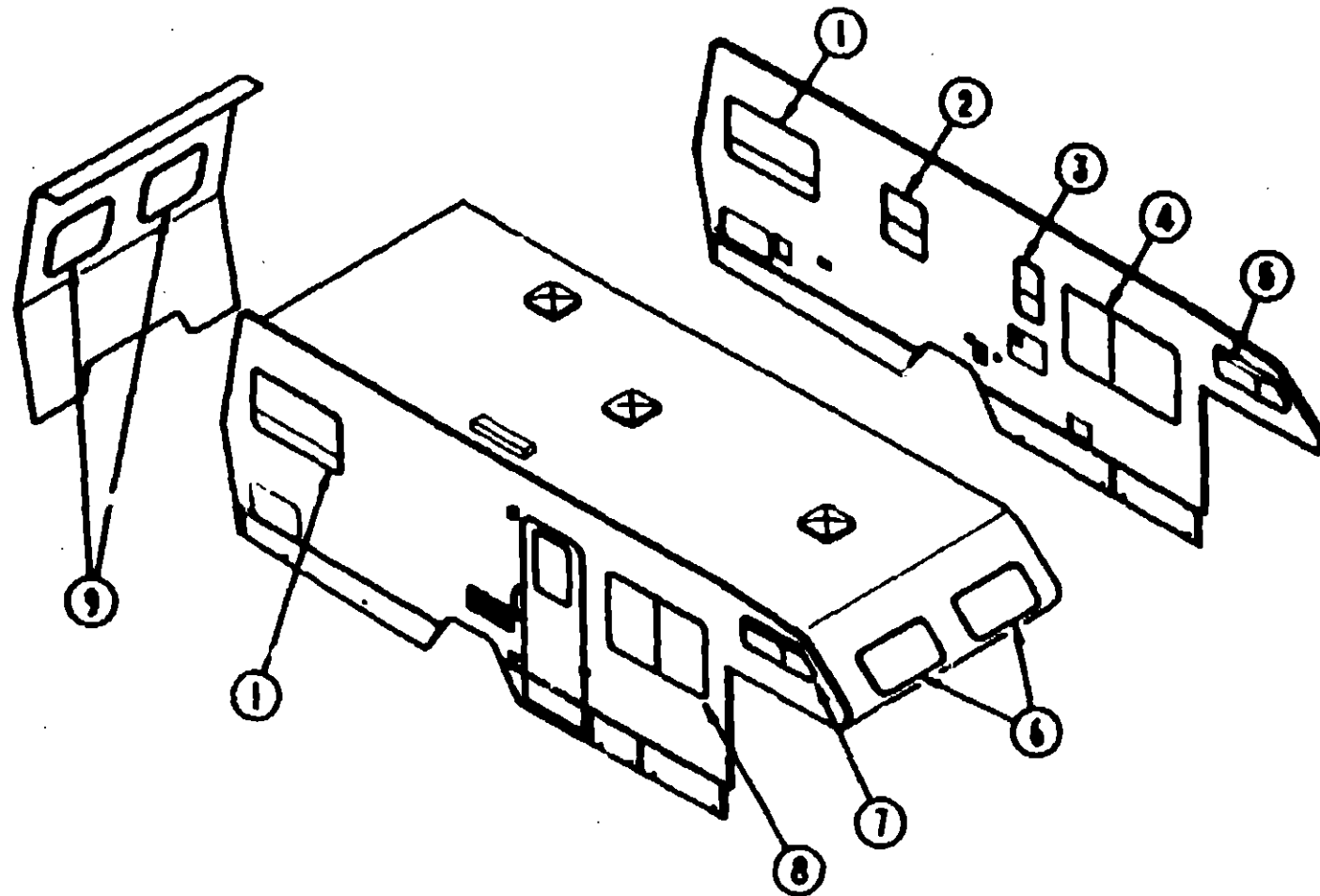
1990 ITASCA TABLE OF CONTENTS

INTRODUCTION	A-31 - A-32
ABBREVIATIONS	A-33
ALPHABETICAL/GROUP REFERENCE	A-34 - A-38
IF327RT	A-37 - D-16
IF327RB	D-17 - G-10
IC/F321RG	G-11 - J-14

1990 IF327RT INDEX

Floor Plan	A-37 - A-38
Accessories Group	A-39 - A-42
Bath Group	A-43 - A-44
Bedroom Group	A-45 - A-46
Chassis Group	A-49 - A-52
Curtain, Cushion & Pad Group	A-53 - B-08
Dinette Group	B-09 - B-10
Driver's Compartment Group	B-11 - B-14
Electrical Group	B-15 - B-17
Exterior Body Group	B-18 - B-22
Galley Group	B-23 - C-02
Heating & Air Conditioning Group	C-03 - C-04
Interior Finish Group	C-05 - C-07
Labels Group	C-08 - C-14
LP Group	C-15
Lounge Group	C-16
Sealants & Fasteners Group	C-17 - C-18
Water & Sewage Group	C-19 - C-21
Window, Vant & Exterior Door Group	C-22 - D-16

CURTAIN, CUSHION & PAD GROUP (CONTINUED)



CURTAINS, SHADES, VALANCES & TIEBACKS (FROM 00/00/00 THRU 10/1/89)

Key	Part Number	U/M	Description
1	M81977-49-AA3	EA	Valance Asm. w/Wood Trim - 45.5" (AD3)
*1	M81977-49-AD3	EA	Valance Asm. w/Wood Trim - 45.5" (AD3)
1	M81977-49-AD4	EA	Valance Asm. w/Wood Trim - 45.5" (AD4)
1	089058-61-AA3	EA	Leg Asm. - Left - 27.5" (AD3)
*1	089058-61-AD3	EA	Leg Asm. - Left - 27.5" (AD3)
1	089058-61-AD4	EA	Leg Asm. - Left - 27.5" (AD4)
1	089058-62-AA3	EA	Leg Asm. - Right - 27.5" (AD3)
*1	089058-62-AD3	EA	Leg Asm. - Right - 27.5" (AD3)
1	089058-62-AD4	EA	Leg Asm. - Right - 27.5" (AD4)
1	084755-62-AA3	EA	Pull Shade - 40.25" (AD3)
*1	084755-62-AD3	EA	Pull Shade - 40.25" (AD3)
1	084755-62-AD4	EA	Pull Shade - 40.25" (AD4)
2	M81977-28-AA3	EA	Valance Asm. w/Wood Trim - 24.5" (AD3)
*2	M81977-28-AD3	EA	Valance Asm. w/Wood Trim - 24.5" (AD3)
2	M81977-28-AD4	EA	Valance Asm. w/Wood Trim - 24.5" (AD4)
2	096335-09-AA3	EA	Pleated Blind - 21" x 24" Drop (AD3)
*2	096335-09-AD3	EA	Pleated Blind - 21" x 24" Drop (AD3)
2	096335-09-AD4	EA	Pleated Blind - 21" x 24" Drop (AD4)
3	M81977-33-AA3	EA	Valance Asm. w/Wood Trim - 17.5" (AD3)
*3	M81977-33-AD3	EA	Valance Asm. w/Wood Trim - 17.5" (AD3)
3	M81977-33-AD4	EA	Valance Asm. w/Wood Trim - 17.5" (AD4)
3	096335-08-AA3	EA	Pleated Blind - 15.5" x 24" Drop (AD3)
*3	096335-08-AD3	EA	Pleated Blind - 15.5" x 24" Drop (AD3)
3	096335-08-AD4	EA	Pleated Blind - 15.5" x 24" Drop (AD4)
4	M81977-46-AA8	EA	Valance Asm. w/Wood Trim - 58.5" (AD3)
*4	M81977-46-AD8	EA	Valance Asm. w/Wood Trim - 58.5" (AD3)
4	M81977-46-AD9	EA	Valance Asm. w/Wood Trim - 58.5" (AD4)
4	089058-69-AA8	EA	Leg Asm. - Left - Window - 31.5" (AD3)
*4	089058-69-AD8	EA	Leg Asm. - Left - Window - 31.5" (AD3)
4	089058-69-AD9	EA	Leg Asm. - Left - Window - 31.5" (AD4)

CURTAIN, CUSHION & PAD GROUP (CONTINUED)

CURTAINS, SHADES, VALANCES & TIEBACKS (FROM 00/00/00 THRU 10/1/89) (CONTINUED)

Key	Part Number	U/M	Description
4	089058-70-AA8	EA	Leg Asm. - Right - Window - 31.5" (AD3)
*4	089058-70-AD8	EA	Leg Asm. - Right - Window - 31.5" (AD3)
4	089058-70-AD9	EA	Leg Asm. - Right - Window - 31.5" (AD4)
4	096335-05-AA8	EA	Pleated Blind - 51" x 32" Drop (AD3)
*4	096335-05-AD3	EA	Pleated Blind - 51" x 32" Drop (AD3)
4	096335-05-AD4	EA	Pleated Blind - 51" x 32" Drop (AD4)
5	087878-03-AA3	EA	Valance Asm. - 5" x 40" (AD3)
*5	087878-03-AD3	EA	Valance Asm. - 5" x 40" (AD3)
5	087878-03-AD4	EA	Valance Asm. - 5" x 40" (AD4)
5	073304-64-AA3	EA	Curtain Asm. w/Snap Top - 18" x 25" (AD3)
*5	073304-64-AD3	EA	Curtain Asm. w/Snap Top - 18" x 25" (AD3)
5	073304-64-AD4	EA	Curtain Asm. w/Snap Top - 18" x 25" (AD4)
6	087878-01-AA3	EA	Valance Asm. w/Wood Trim - 7" x 85.5" (AD3)
*6	087878-01-AD3	EA	Valance Asm. w/Wood Trim - 7" x 85.5" (AD3)
6	087878-01-AD4	EA	Valance Asm. w/Wood Trim - 7" x 85.5" (AD4)
6	073304-63-AA3	EA	Curtain Asm. w/Snap Top - 21" x 45" (AD3)
*6	073304-63-AD3	EA	Curtain Asm. w/Snap Top - 21" x 45" (AD3)
6	073304-63-AD4	EA	Curtain Asm. w/Snap Top - 21" x 45" (AD4)
7	087878-02-AA3	EA	Valance Asm. - 5" x 40" (AD3)
*7	087878-02-AD3	EA	Valance Asm. - 5" x 40" (AD3)
7	087878-02-AD4	EA	Valance Asm. - 5" x 40" (AD4)
7	073304-64-AA3	EA	Curtain Asm. w/Snap Top - 18" x 25" (AD3)
*7	073304-64-AD3	EA	Curtain Asm. w/Snap Top - 18" x 25" (AD3)
7	073304-64-AD4	EA	Curtain Asm. w/Snap Top - 18" x 25" (AD4)
8	M81977-47-AA8	EA	Valance Asm. w/Wood Trim - 46.5" (AD3)
*8	M81977-47-AD8	EA	Valance Asm. w/Wood Trim - 46.5" (AD3)
8	M81977-47-AD9	EA	Valance Asm. w/Wood Trim - 46.5" (AD4)
8	089058-61-AA3	EA	Leg Asm. - Left - Window - 27.5" (AD3)
*8	089058-61-AD3	EA	Leg Asm. - Left - Window - 27.5" (AD3)
8	089058-61-AD4	EA	Leg Asm. - Left - Window - 27.5" (AD4)
8	089058-62-AA3	EA	Leg Asm. - Right - Window - 27.5" (AD3)
*8	089058-62-AD3	EA	Leg Asm. - Right - Window - 27.5" (AD3)
8	089058-62-AD4	EA	Leg Asm. - Right - Window - 27.5" (AD4)
8	086335-07-AA3	EA	Pleated Blind - 39" x 28" Drop (AD3)
*8	086335-07-AD3	EA	Pleated Blind - 39" x 28" Drop (AD3)
8	086335-07-AD4	EA	Pleated Blind - 39" x 28" Drop (AD4)
9	M81977-38-AA3	EA	Valance Asm. w/Wood Trim - 29.5" (AD3)
*9	M81977-38-AD3	EA	Valance Asm. w/Wood Trim - 29.5" (AD3)
9	M81977-38-AD4	EA	Valance Asm. w/Wood Trim - 29.5" (AD4)
9	089058-61-AA3	EA	Leg Asm. - Left - Window - 27.5" (AD3)
*9	089058-61-AD3	EA	Leg Asm. - Left - Window - 27.5" (AD3)
9	089058-61-AD4	EA	Leg Asm. - Left - Window - 27.5" (AD4)
9	089058-62-AA3	EA	Leg Asm. - Right - Window - 27.5" (AD3)
*9	089058-62-AD3	EA	Leg Asm. - Right - Window - 27.5" (AD3)
9	089058-62-AD4	EA	Leg Asm. - Right - Window - 27.5" (AD4)
9	084755-46-AA3	EA	Pull Shades - 23.5" (AD3)
*9	084755-46-AD3	EA	Pull Shades - 23.5" (AD3)
9	084755-46-AD4	EA	Pull Shades - 23.5" (AD4)
*9	M81977-38-AA8	EA	Valance Asm. w/Wood Trim - 72.5" (AD3)
*9	M81977-38-AD8	EA	Valance Asm. w/Wood Trim - 72.5" (AD3)
*9	M81977-38-AD9	EA	Valance Asm. w/Wood Trim - 72.5" (AD4)
*9	084755-46-AD3	EA	Pull Shade - 67.25"
*9	084755-46-AD4	EA	Pull Shade - 67.25"
	076882-08-AA3	EA	Curtain Asm. w/Snap Top - Cab Privacy - 40" x 72"
	076882-08-AD3	EA	Curtain Asm. w/Snap Top - Cab Privacy - 40" x 72"
	076882-08-AD4	EA	Curtain Asm. w/Snap Top - Cab Privacy - 40" x 72"
	073260-07-AA3	EA	Tieback Asm. - 2" x 16" (Front Overhead) (AD3)
	073260-07-AD3	EA	Tieback Asm. - 2" x 16" (Front Overhead) (AD3)
	073260-07-AD4	EA	Tieback Asm. - 2" x 16" (Front Overhead) (AD4)

* These are parts used from 7/25/89 - 10/1/89.

** These parts were used in Option L46.

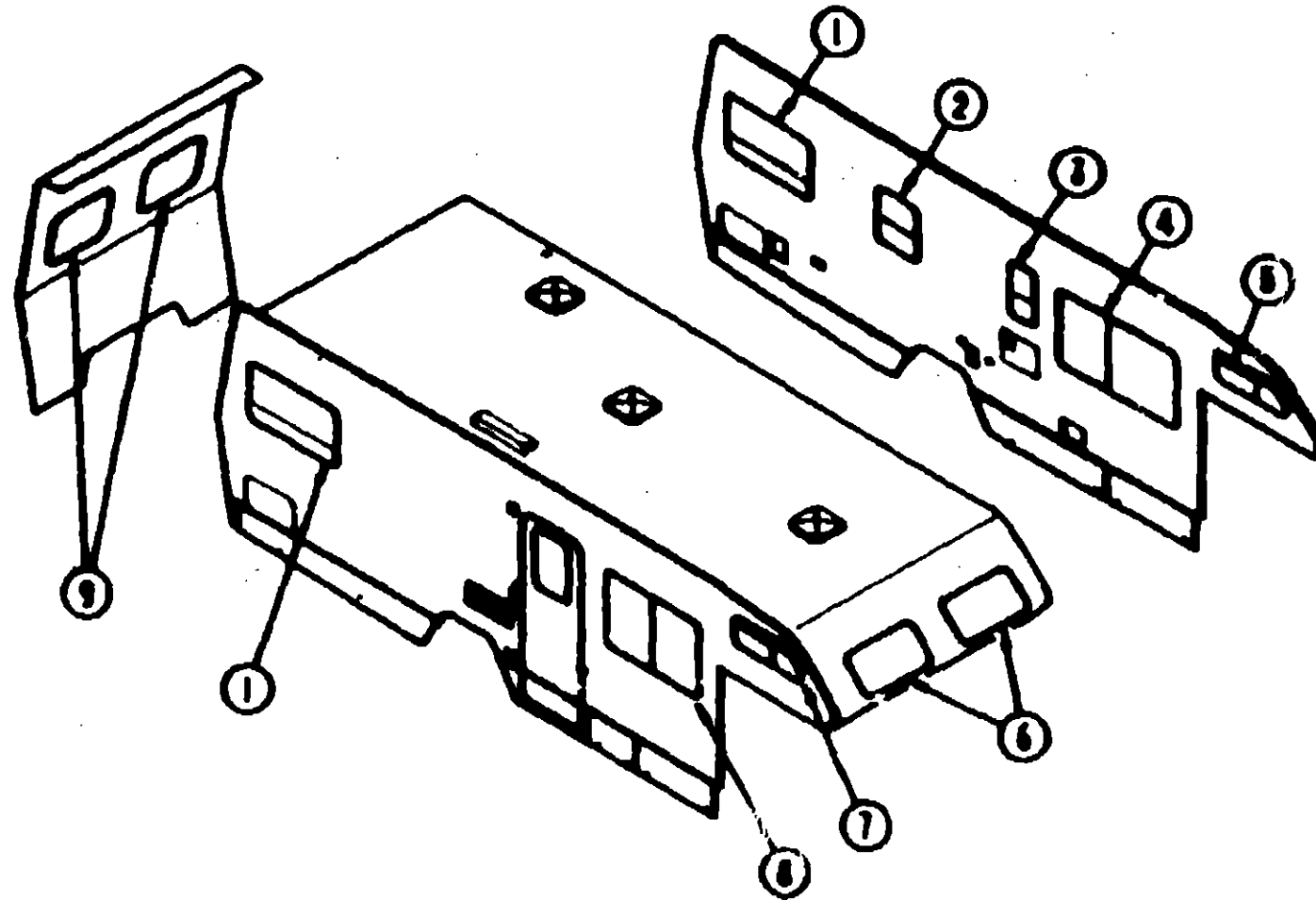
1990 ITASCA
TABLE OF CONTENTS

INTRODUCTION	A-01 - A-02
ABBREVIATIONS	A-03
ALPHABETICAL GROUP REFERENCE	A-04 - A-08
IF327WT	A-07 - D-16
IF327TB	D-17 - D-18
ICF321RG	G-11 - J-14

1990 IF327WT INDEX

Floor Plan	A-07 - A-08
Accessories Group	A-09 - A-12
Bath Group	A-13 - A-14
Bedroom Group	A-15 - A-16
Chassis Group	A-19 - A-22
Curtain, Cushion & Pad Group	A-23 - B-08
Driveline Group	B-09 - B-10
Driver's Compartment Group	B-11 - B-14
Electrical Group	B-15 - B-17
Exterior Body Group	B-18 - B-22
Galley Group	B-23 - C-02
Heating & Air Conditioning Group	C-03 - C-04
Interior Finish Group	C-05 - C-07
Labels Group	C-08 - C-14
LP Group	C-15
Lounge Group	C-16
Structural & Fasteners Group	C-17 - C-18
Water & Sewage Group	C-19 - C-21
Window, Vent & Exterior Door Group	C-22 - D-16

CURTAIN, CUSHION & PAD GROUP (CONTINUED)



CURTAINS, SHADES, VALANCES & TIEBACKS (FROM 1988/89 THRU 89/90)

Key	Part Number	QTY	Description
1	080194-13-AB3	EA	Valance Asm. w/Wood Trim & Vinyl Insert - 46.5" (AD3)
1	080194-13-AB4	EA	Valance Asm. w/Wood Trim & Vinyl Insert - 46.5" (AD4)
1	083454-02-AB3	EA	Curtain Asm. w/Snap Top - 27.5" x 15" (AD3)
1	083454-02-AB4	EA	Curtain Asm. w/Snap Top - 27.5" x 15" (AD4)
1	084735-51-AD8	EA	Pull Shade - 41.25" Drop (AD3)
1	084735-51-AD9	EA	Pull Shade - 41.25" Drop (AD4)
2	080194-20-AB3	EA	Valance Asm. w/Wood Trim & Vinyl Insert - 21.5" (AD3)
2	080194-20-AB4	EA	Valance Asm. w/Wood Trim & Vinyl Insert - 21.5" (AD4)
2	086335-26-AB3	EA	Pleated Blind - 17.5" x 23.5" Drop (AD3)
2	086335-26-AB4	EA	Pleated Blind - 17.5" x 23.5" Drop (AD4)
3	086335-26-AB3	EA	Pleated Blind - 17.5" x 23.5" Drop (AD3)
3	086335-26-AB4	EA	Pleated Blind - 17.5" x 23.5" Drop (AD4)
4	080194-32-AB3	EA	Valance Asm. w/Wood Trim & Vinyl Insert - 60.5" (AD3)
4	080194-32-AB4	EA	Valance Asm. w/Wood Trim & Vinyl Insert - 60.5" (AD4)
4	083454-11-AB3	EA	Curtain Asm. w/Snap Top - 32" x 15" (AD3)
4	083454-11-AB4	EA	Curtain Asm. w/Snap Top - 32" x 15" (AD4)
4	086335-33-AB3	EA	Pleated Blind - 42" x 26" Drop (AD3)
4	086335-33-AB4	EA	Pleated Blind - 42" x 26" Drop (AD4)
5	087878-03-AD3	EA	Valance Asm. - 5" x 40"
5	087878-03-AD4	EA	Valance Asm. - 5" x 40"
5	073304-64-AD3	EA	Curtain Asm. w/Snap Top - 18" x 25"
5	073304-64-AD4	EA	Curtain Asm. w/Snap Top - 18" x 25"

CURTAIN, CUSHION & PAD GROUP (CONTINUED)

CURTAINS, SHADES, VALANCES & TIEBACKS (FROM 1988/89 THRU 89/90) (CONTINUED)

Key	Part Number	QTY	Description
6	087878-01-AD3	EA	Valance Asm. - 7" x 65.5"
6	087878-01-AD4	EA	Valance Asm. - 7" x 65.5"
6	073304-65-AD3	EA	Curtain Asm. w/Snap Top - 21" x 45"
6	073304-65-AD4	EA	Curtain Asm. w/Snap Top - 21" x 45"
7	087878-02-AD3	EA	Valance Asm. - 5" x 40"
7	087878-02-AD4	EA	Valance Asm. - 5" x 40"
7	073304-64-AD3	EA	Curtain Asm. w/Snap Top - 18" x 25"
7	073304-64-AD4	EA	Curtain Asm. w/Snap Top - 18" x 25"
8	080194-09-AB3	EA	Valance Asm. w/Wood Trim & Vinyl Insert - 46.5" (AD3)
8	080194-09-AB4	EA	Valance Asm. w/Wood Trim & Vinyl Insert - 46.5" (AD4)
8	083454-02-AB3	EA	Curtain Asm. w/Snap Top - 27.5" x 15" (AD3)
8	083454-02-AB4	EA	Curtain Asm. w/Snap Top - 27.5" x 15" (AD4)
8	086335-26-AB3	EA	Pleated Blind - 17.5" x 23.5" Drop (AD3)
8	086335-26-AB4	EA	Pleated Blind - 17.5" x 23.5" Drop (AD4)
9	080194-10-AB3	EA	Valance Asm. w/Wood Trim & Vinyl Insert - 29.5" (AD3)
9	080194-10-AB4	EA	Valance Asm. w/Wood Trim & Vinyl Insert - 29.5" (AD4)
9	083454-02-AB3	EA	Curtain Asm. w/Snap Top - 27.5" x 15" (AD3)
9	083454-02-AB4	EA	Curtain Asm. w/Snap Top - 27.5" x 15" (AD4)
9	084735-50-AD2	EA	Pull Shade - 34.25" (AD3)
9	084735-50-AD2	EA	Pull Shade - 34.25" (AD4)
9	080194-14-AB3	EA	Valance Asm. w/Wood Trim & Vinyl Insert - 72.5" (AD3)
9	080194-14-AB4	EA	Valance Asm. w/Wood Trim & Vinyl Insert - 72.5" (AD4)
9	084735-70-AB3	EA	Pull Shade - 68.25" (AD3)
9	084735-70-AB4	EA	Pull Shade - 68.25" (AD4)
	083452-01-AD3	EA	Curtain Asm. - Blackout - Right - 48" x 50"
	083452-01-AD4	EA	Curtain Asm. - Blackout - Right - 48" x 50"
	083452-02-AD3	EA	Curtain Asm. - Blackout - Left - 48" x 50"
	083452-02-AD4	EA	Curtain Asm. - Blackout - Left - 48" x 50"
	073300-23-AD3	EA	Tieback Asm. - 3" x 18" (Blackout)
	073300-23-AD4	EA	Tieback Asm. - 3" x 18" (Blackout)
	073300-67-AD3	EA	Tieback Asm. - 2" x 18" (Front Overhead)
	073300-67-AD4	EA	Tieback Asm. - 2" x 18" (Front Overhead)
	073300-41-AD3	EA	Tieback Asm. - 2" x 18" (Side Overhead)
	073300-41-AD4	EA	Tieback Asm. - 2" x 18" (Side Overhead)

These parts are used with Option L48L.

1988 ITASCA TABLE OF CONTENTS

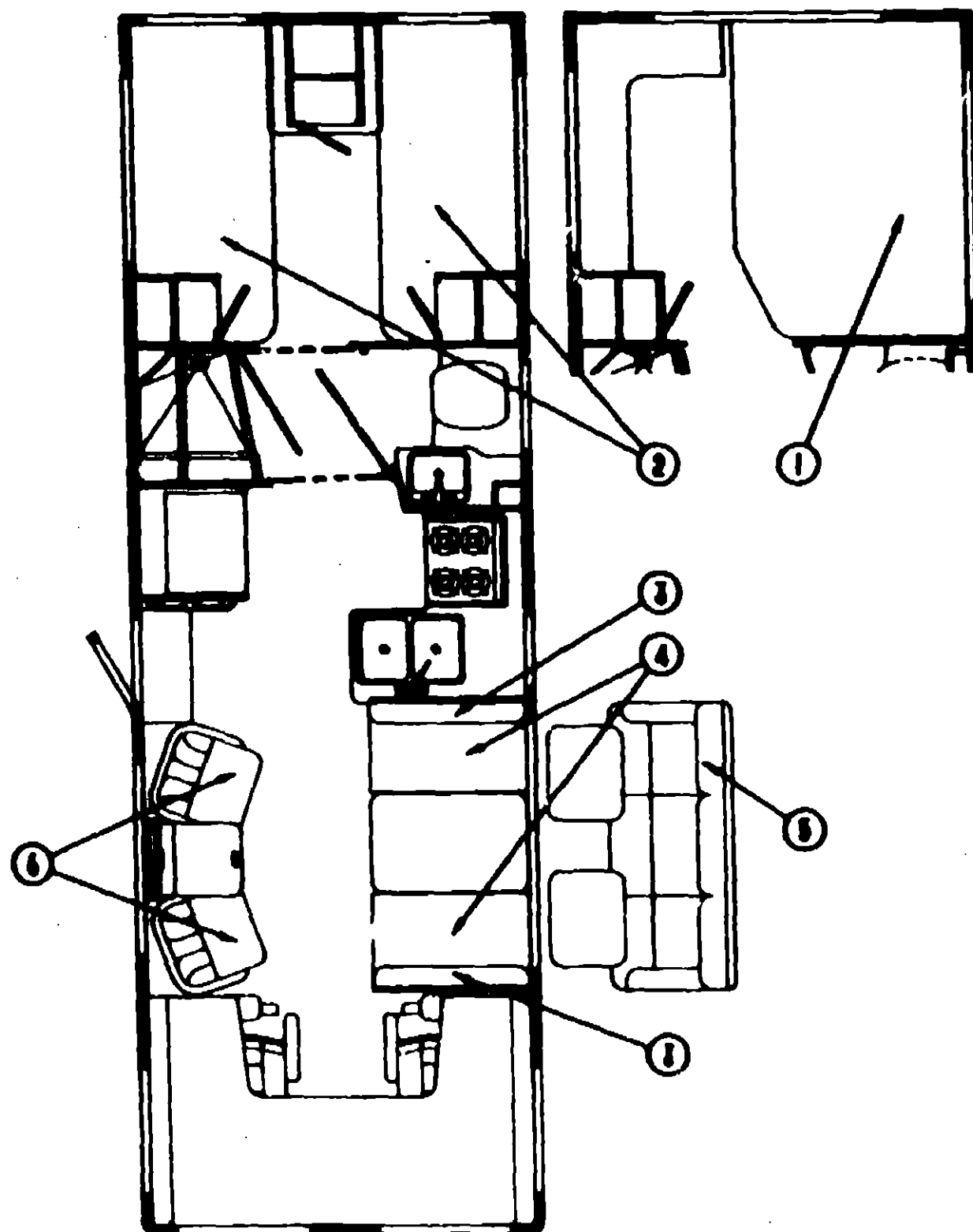
INTRODUCTION	A-01 - A-02
ABBREVIATIONS	A-03
ALPHABETICAL/GROUP REFERENCE	A-04 - A-05
IF327RT	A-07 - D-16
IF327FB	D-17 - G-10
ICF321FB	G-11 - J-14

1988 IF327RT INDEX

Floor Plan	A-07 - A-08
Accessories Group	A-09 - A-12
Bath Group	A-13 - A-14
Bedroom Group	A-15 - A-16
Chester Group	A-19 - A-22
Curtain, Cushion & Pad Group	A-23 - B-08
Linette Group	B-09 - B-10
Driver's Compartment Group	B-11 - B-14
Electrical Group	B-15 - B-17
Exterior Body Group	B-18 - F-22
Galley Group	B-23 - C-02
Heating & Air Conditioning Group	C-03 - C-04
Interior Finish Group	C-05 - C-07
Labels Group	C-08 - C-14
LP Group	C-15
Lounge Group	C-16
Sealants & Fasteners Group	C-17 - C-18
Water & Sewage Group	C-19 - C-21
Window, Vent & Exterior Door Group	C-22 - D-16

CURTAIN, CUSHION & PAD GROUP (CONTINUED)

CURTAIN, CUSHION & PAD GROUP (CONTINUED)



DOUBLE BED

Key	Part Number	U/M	Description
1	083482-07-AD3	EA	Mattress - Double Quilted w/Cut Corners - 54"
1	083482-07-AD4	EA	Mattress - Double Quilted w/Cut Corners - 54"
	M83482-07-AD3	EA	Cover - Quilted Mattress w/Cut Corners - 54"
	M83482-07-AD4	EA	Cover - Quilted Mattress w/Cut Corners - 54"
	086388-02-AD8	EA	Cushion - Bedroom Pillow - 20" x 30" (AD3)
	086388-02-AD9	EA	Cushion - Bedroom Pillow - 20" x 30" (AD4)
	088273-38-000	YD	Fabric - Bedspread (AD3)
	088273-48-000	YD	Fabric - Bedspread (AD4)

TWIN BEDS

Key	Part Number	U/M	Description
2	083482-08-AD3	EA	Mattress - Quilted - 30" x 75"
2	083482-08-AD4	EA	Mattress - Quilted - 30" x 75"
	M83482-08-AD3	EA	Cover - Quilted Mattress - 30"
	M83482-08-AD4	EA	Cover - Quilted Mattress - 30"
	086388-02-AD8	EA	Cushion - Bedroom Pillow - 20" x 30" (AD3)
	086388-02-AD9	EA	Cushion - Bedroom Pillow - 20" x 30" (AD4)
	088273-38-000	YD	Fabric - Bedspread (AD3)
	088273-48-000	YD	Fabric - Bedspread (AD4)

DINETTE CUSHION

Key	Part Number	U/M	Description
3	088274-43-AD3	EA	Cushion Arm - 13.5" x 38" x 5" - Back (AD3)
3	088274-43-AD4	EA	Cushion Arm - 13.5" x 38" x 5" - Back (AD4)
3	088274-41-AD8	EA	Cushion Arm - 15" x 38" x 5" - Back (AD3)
3	088274-41-AD9	EA	Cushion Arm - 15" x 38" x 5" - Back (AD4)
	M88274-43-AD3	EA	Cover Arm - Back - Dinette Cushion (AD3)
	M88274-43-AD4	EA	Cover Arm - Back - Dinette Cushion (AD4)
	M88274-41-AD8	EA	Cover Arm - Back - Dinette Cushion (AD3)
	M88274-41-AD9	EA	Cover Arm - Back - Dinette Cushion (AD4)
4	088274-42-AD8	EA	Cushion Arm - 22" x 38" x 5" - Seat (AD3)
4	088274-42-AD9	EA	Cushion Arm - 22" x 38" x 5" - Seat (AD4)
	M88274-42-AD8	EA	Cover Arm - Seat - Dinette Cushion (AD3)
	M88274-42-AD9	EA	Cover Arm - Seat - Dinette Cushion (AD4)
	078156-01-000	EA	Strap Arm - Cushion Strap
	088008-05-000	YD	Fabric - Dinette Cushion (AD3)
	088008-06-000	YD	Fabric - Dinette Cushion (AD4)

These parts were used from 11/27/88 on.

PRESTO COUCH & HARDWARE

Key	Part Number	U/M	Description
5	081828-08-AD3	EA	Presto Bed Arm - 68.5" (AD3)
5	081828-08-AD9	EA	Presto Bed Arm - 68.5" (AD4)
	M81828-08-AD3	EA	Cover - Presto Bed - 68.5" (AD3)
	M81828-08-AD9	EA	Cover - Presto Bed - 68.5" (AD4)
	081828-08-000	EA	Frame - Couch/Presto Bed - 68.5" Wide
	081828-01-000	EA	Frame Arm - Mechanism - Front End
	081828-02-000	EA	Frame Arm - Mechanism - Rear End
	081828-04-000	EA	Hardware Kit - Presto Bed (2 Required)
	081828-05-000	EA	Space Bars - 68.5" Couch
	082885-01-000	EA	Brace - Presto Bed - Floor Mount (4 Required)
	083125-08-000	EA	Brace - Couch - Top
	083125-05-000	EA	Brace - Angle - Couch - 2.5" - Beige (4 Required)
	088008-05-000	YD	Fabric - Presto Bed (AD3)
	088008-06-000	YD	Fabric - Presto Bed (AD4)

These parts were used from 11/8/88 on.

ARIA SWIVEL CHAIR

Key	Part Number	U/M	Description
6	088429-01-AD8	EA	Chair Arm - Aria (AD3)
6	088429-01-AD9	EA	Chair Arm - Aria (AD4)
	M88429-01-AD8	EA	Cover Arm - Swivel Chair (AD3)
	M88429-01-AD9	EA	Cover Arm - Swivel Chair (AD4)
	088202-02-AD3	EA	Shirt Arm - Swivel Chair (AD3)
	088202-02-AD4	EA	Shirt Arm - Swivel Chair (AD4)
	088008-05-000	YD	Fabric - Aria - Swivel Chair (AD3)
	088008-06-000	YD	Fabric - Aria - Swivel Chair (AD4)
	088245-01-000	EA	Base w/Legs - Chair
	088245-03-000	EA	Plate - Non-Tilt - Swivel w/Lock
	088245-05-000	EA	Extension - 7"
	088705-02-000	EA	Bar - 2.5" x 12.75"

1988 ITASCA TABLE OF CONTENTS

INTRODUCTION	A-01 - A-02
ABBREVIATIONS	A-03
ALPHABETICAL/GROUP REFERENCE	A-04 - A-06
IF327RT	A-07 - D-16
IF327RB	D-17 - G-10
ICF321RG	G-11 - J-14

1988 IF327RT INDEX

Flow Plan	A-07 - A-08
Accessories Group	A-09 - A-12
Bath Group	A-13 - A-14
Bedroom Group	A-15 - A-18
Chester Group	A-19 - A-22
Curtain, Cushion & Pad Group	A-23 - B-06
Dinette Group	B-07 - B-10
Driver's Compartment Group	B-11 - B-14
Electrical Group	B-15 - B-17
Exterior Body Group	B-18 - B-22
Galley Group	B-23 - C-02
Heating & Air Conditioning Group	C-03 - C-04
Interior Finish Group	C-05 - C-07
Labels Group	C-08 - C-14
LP Group	C-15
Lounge Group	C-16
Sealants & Fasteners Group	C-17 - C-18
Water & Sewage Group	C-19 - C-21
Window, Vent & Exterior Door Group	C-22 - D-16

CURTAIN, CUSHION & PAD GROUP (CONTINUED)

FRONT BUNK

Key	Part Number	U/M	Description
	073310-08-AD3	EA	Cushion Arm. - Front Bunk - 57" x 78" x 4"
	073310-08-AD4	EA	Cushion Arm. - Front Bunk - 57" x 78" x 4"
	M73310-08-AD3	EA	Cover Arm. - Front Bunk Cushion
	M73310-08-AD4	EA	Cover Arm. - Front Bunk Cushion
	080008-05-000	YD	Fabric - Front Bunk Cushion (AD3)
	080008-05-000	YD	Fabric - Front Bunk Cushion (AD4)
	078145-07-000	EA	Cushion Arm. - Front Bunk - 27.5" x 74" x 3.5" (L43V)
	M78145-07-000	EA	Cover Arm. - Front Bunk (L43V)

TRIMS & PADS

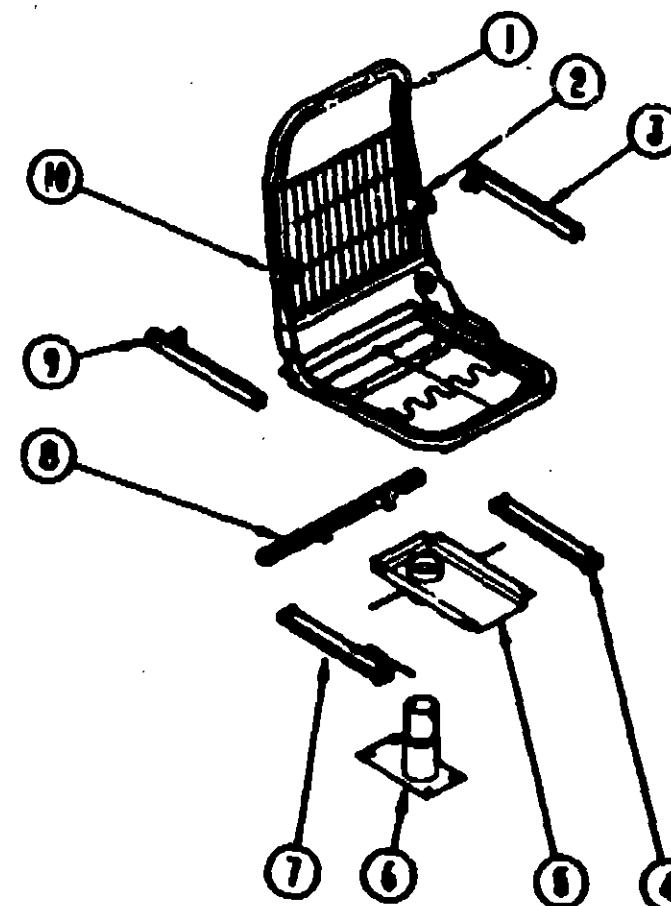
Key	Part Number	U/M	Description
	070678-08-AA3	EA	Button Arm. - Snap Top - #30 - Vinyl
	057300-03-AA3	EA	Button Arm. - Nail - Vinyl
	071127-11-AD3	EA	Button Arm. - #30 - Round (Presto Bed)
	071127-11-AD4	EA	Button Arm. - #30 - Round (Presto Bed)
	078155-01-000	EA	Strap Arm. - Cushion (Dinette Cushion)
	050532-01-AA3	EA	Strap Arm. - Bunk (Front Overhead)
	081519-01-AD3	EA	Pad Arm. - Dinette - Front (AD3)
	081519-01-AD4	EA	Pad Arm. - Dinette - Front (AD4)
	081519-10-AD3	EA	Pad Arm. - Dinette - Front
	081519-10-AD4	EA	Pad Arm. - Dinette - Front

These parts were used from 10/2/88 on.

BUCKET SEAT CUSHIONS

Key	Part Number	U/M	Description
	083450-03-AD3	EA	Seat Arm. - Bucket - Driver
	083450-03-AD4	EA	Seat Arm. - Bucket - Driver
	083450-04-AD3	EA	Seat Arm. - Bucket - Passenger
	083450-04-AD4	EA	Seat Arm. - Bucket - Passenger
	M03445-01-AD3	EA	Cover - Seat - Bucket Seat (AD3)
	M03445-01-AD4	EA	Cover - Seat - Bucket Seat (AD4)
	M03445-02-AD3	EA	Cover - Back - Bucket Seat (AD3)
	M03445-02-AD4	EA	Cover - Back - Bucket Seat (AD4)
	080243-32-AD3	EA	Armrest - Bucket Seat - Right Hand (AD3)
	080243-32-AD4	EA	Armrest - Bucket Seat - Right Hand (AD4)
	M00243-32-AD3	EA	Cover - Right Armrest - Bucket Seat (AD3)
	M00243-32-AD4	EA	Cover - Right Armrest - Bucket Seat (AD4)
	080243-33-AD3	EA	Armrest - Bucket Seat - Left Hand (AD3)
	080243-33-AD4	EA	Armrest - Bucket Seat - Left Hand (AD4)
	M00243-33-AD3	EA	Cover - Left Armrest - Bucket Seat (AD3)
	M00243-33-AD4	EA	Cover - Left Armrest - Bucket Seat (AD4)

CURTAIN, CUSHION & PAD GROUP (CONTINUED)



BUCKET SEAT HARDWARE

Key	Part Number	U/M	Description
1	M00808-02-000	EA	Frame Arm. - Seat, Back & Spring
2	081352-02-000	EA	Bracket - Armrest - Left Hand
3	081288-02-000	EA	Rod & Channel - Armrest - Left - Metal
4	080248-02-000	EA	Adjuster - Bucket Seat w/o Lock - Forward & Back
5	080505-27-000	EA	Top Plate - Pedestal - Bucket Seats
6	080505-03-000	EA	Base - Bucket Seats - Bolts to Floor - Vertical - 8"
7	080248-01-000	EA	Adjuster - Bucket Seat w/ Lock - Forward & Back
8	080505-29-000	EA	Bar - Seat Belt - Bucket Seats - 20"
9	081288-01-000	EA	Rod & Channel - Armrest - Right - Metal
10	081352-01-000	EA	Bracket - Armrest - Right Hand
	080248-05-700	EA	Spring for Slide Adjuster

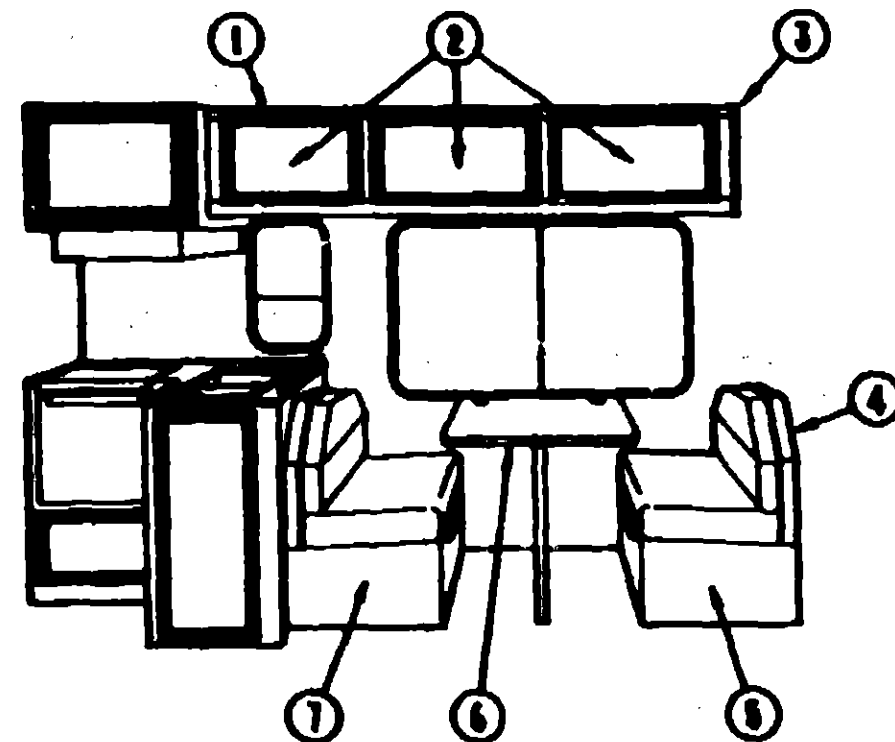
1988 ITASCA TABLE OF CONTENTS

INTRODUCTION	A-01 - A-02
ABBREVIATIONS	A-03
ALPHABETICAL/GROUP REFERENCE	A-04 - A-08
IF327RT	A-07 - D-16
IF327FB	D-17 - G-10
ICF321R0	G-11 - J-14

1988 IF327RT INDEX

Floor Plan	A-07 - A-08
Accessories Group	A-09 - A-12
Bath Group	A-13 - A-14
Bedroom Group	A-15 - A-16
Chassis Group	A-19 - A-22
Curtain, Cushion & Pad Group	A-23 - B-08
Dinette Group	B-09 - B-10
Driver's Compartment Group	B-11 - B-14
Electrical Group	B-15 - B-17
Exterior Body Group	B-18 - B-22
Galley Group	B-23 - C-02
Heating & Air Conditioning Group	C-03 - C-04
Interior Finish Group	C-05 - C-07
Labels Group	C-08 - C-14
LP Group	C-15
Lounge Group	C-16
Sealants & Fasteners Group	C-17 - C-18
Water & Sewage Group	C-19 - C-21
Window, Vinyl & Exterior Door Group	C-22 - D-16

DINETTE GROUP



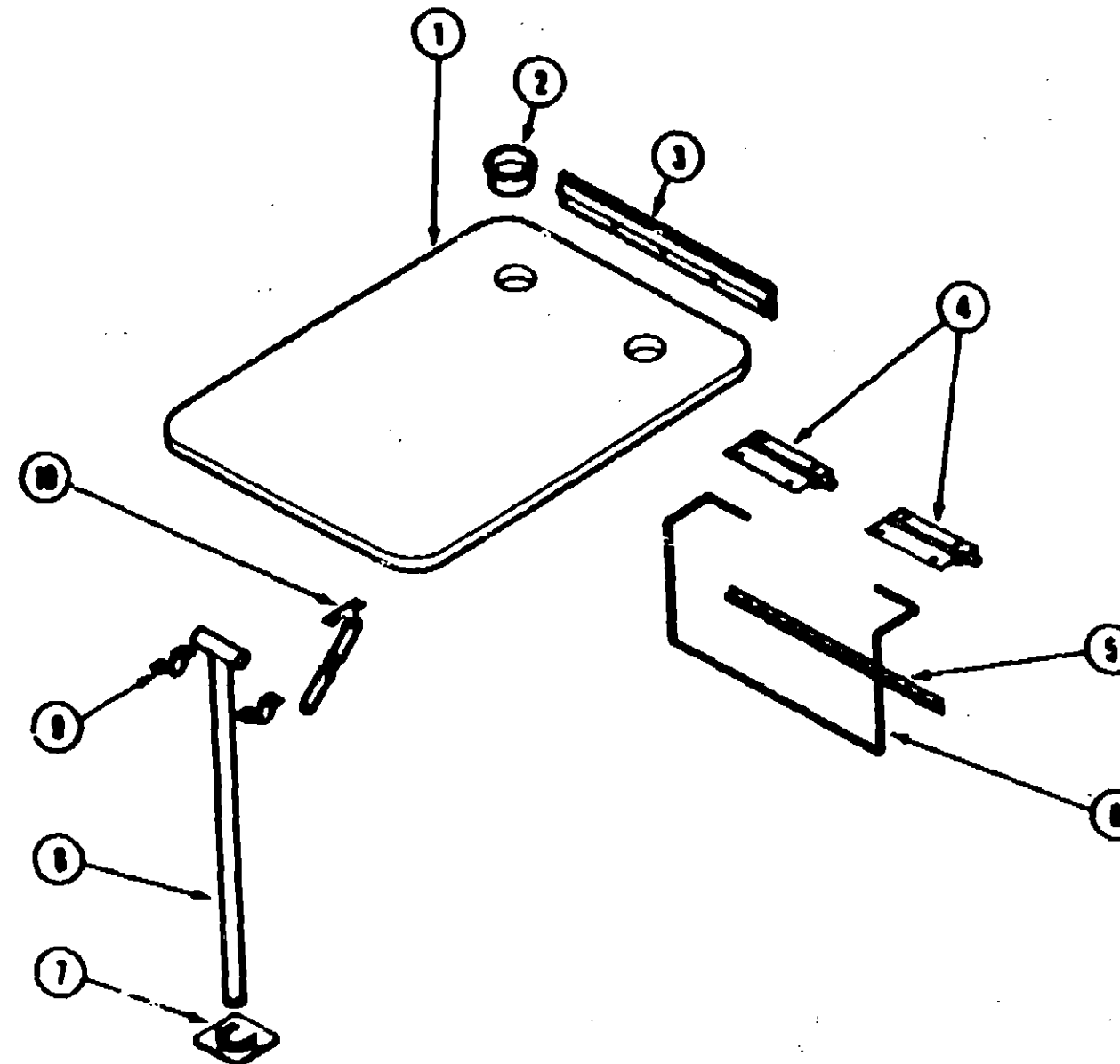
DINETTE CABINETRY

Key	Part Number	U/M	Description
1	MS0000-01-AA3	EA	Cabinet Arm. - Dinette Overhead - w/o Door or Hardware
2	MS0002-30-AA3	EA	Door Arm. - Dinette Cabinet - 14.4" x 26.8" - w/o Hardware
2	MS0002-30-AA3	EA	Door Arm. - Dinette Overhead Cabinet - 14.4" x 26.8" - w/o Hardware
3	001200-21-AA3	EA	End Cap Arm.
4	MS2174-00-AA3	EA	Cabinet Arm. - Dinette Back
5	MS2175-00-AA3	EA	Cabinet Arm. - Dinette Seat
	001510-01-AD0	EA	Pad Arm. - Dinette Back (AD3)
	001510-01-AD0	EA	Pad Arm. - Dinette Back (AD4)
1	001510-10-AD3	EA	Pad Arm. - Dinette Back
1	001510-10-AD4	EA	Pad Arm. - Dinette Back
6	MS1200-00-AA3	EA	Table Dinette - w/o Hardware (AD3)
6	MS1200-00-AA4	EA	Table Dinette - w/o Hardware (AD4)
7	MS2175-00-AA3	EA	Cabinet Arm. - Dinette Seat
	007021-01-000	EA	Seat Bolt - 2" x 90" - Black
	007700-01-000	EA	Washer Bracket - Seat Bolt - 4" Dia.
	000D44-07-000	EA	Hex Nut - Bar Fig. - LK
* See the next page for the breakdown of this item.			
** These parts were used from 11/26/88 on.			
† These parts were used from 10/2/88 on.			

PRESTO BED CABINETRY (OPTION L041)

Key	Part Number	U/M	Description
	000007-01-AA3	EA	Cabinet Arm. - Couch - w/o Doors or Hardware
	MS0002-40-AA3	EA	Door Arm. - Couch Cabinet - 11" x 21.8" - w/o Hardware
	MS0002-40-AA3	EA	Door Arm. - Couch Cabinet - 11" x 21.8" - w/o Hardware
..	001000-00-AA3	EA	Couch - Presto Bed - 66.5" (AD3)
..	001000-00-AA4	EA	Couch - Presto Bed - 66.5" (AD4)
	001200-02-AA3	EA	Pedestal Table Arm. - w/o Hardware
	000040-04-000	EA	Leg - Pedestal Table - 27.5" x 2.25" - Brown
	041104-01-000	EA	Table Base - Flush Floor Mount
	042430-02-000	EA	Wood Dowel - 2" x 2"
	000040-03-000	EA	Base - Raised Table Mount
	000000-03-000	EA	Catch - Spring - Roller
	000000-04-000	EA	Strike - Spring Steel
* These parts were used from 11/27/88 on.			
** See Curtain, Cushion & Pad Group for breakdown of this item.			

DINETTE GROUP (CONTINUED)



DINETTE TABLE & HARDWARE

Key	Part Number	U/M	Description
1	MS1200-00-AA3	EA	Table Dinette - w/o Hardware (AD3)
1	MS1200-00-AA4	EA	Table Dinette - w/o Hardware (AD4)
2	004701-05-000	EA	Cup Holder - Two Step - Beige
3	003000-00-000	EA	Support - Table - 18.5" - Beige
4	000410-01-000	EA	Hanger - Table - Beige
5	004001-11-000	EA	Bracket - Table L/R - 17.12" - Beige
6	004275-11-000	EA	Rad - Table L/R - Beige
7	004000-11-700	EA	Catch - Table Leg
8	004270-21-000	EA	Leg Arm. - Table - Beige
9	004000-03-000	EA	Clamp - Saddle - Leg Hinge - Beige
10	004002-01-000	EA	Brace Table Leg
	004203-01-000	EA	Clip - 1" x 1.125" - OD Tube - Black

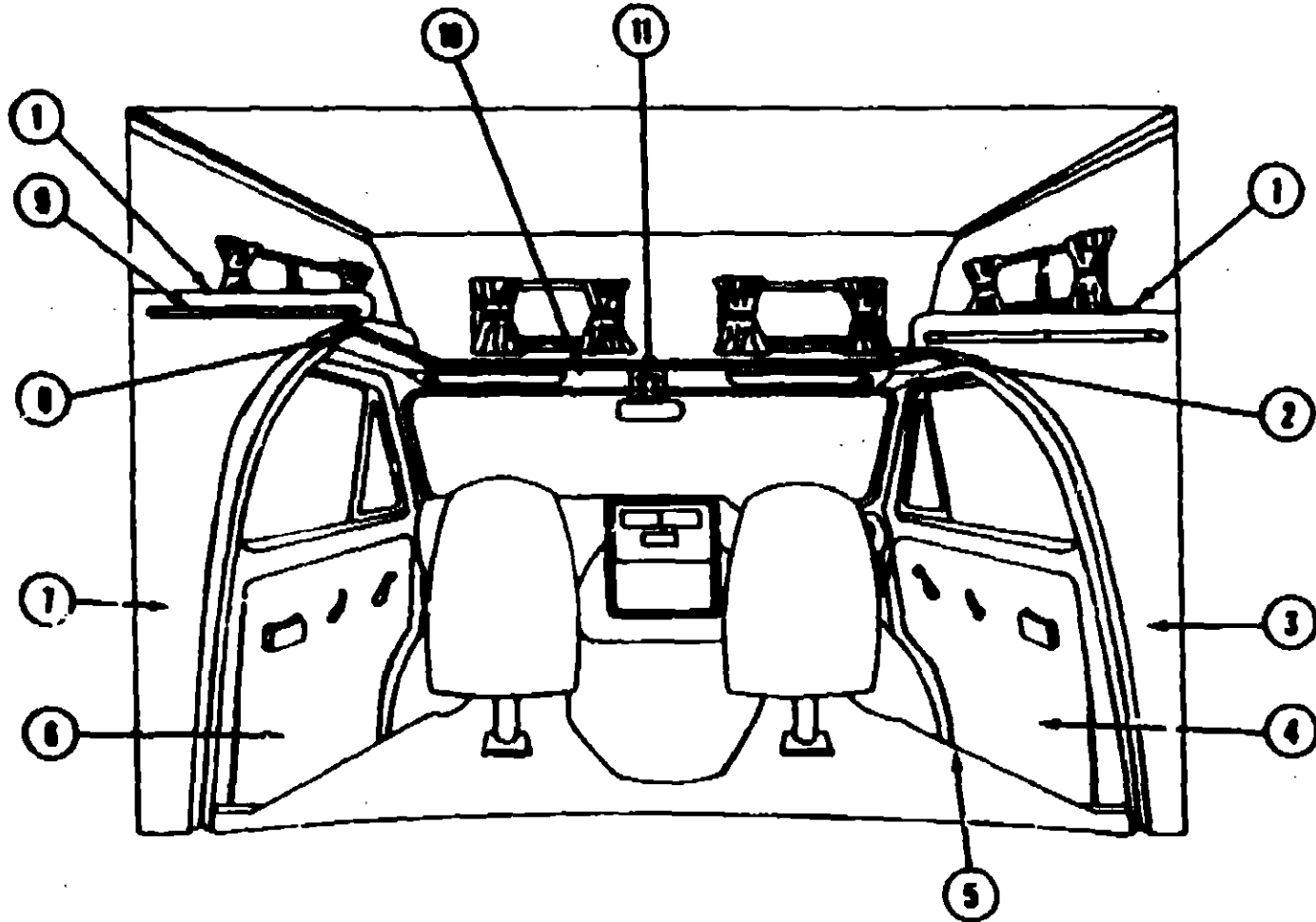
1988 ITASCA TABLE OF CONTENTS

INTRODUCTION	A-01 - A-02
ABBREVIATIONS	A-03
ALPHABETICAL/GROUP REFERENCE	A-04 - A-08
IF327RT	A-07 - D-10
IF327RB	D-17 - Q-10
ICF321R3	Q-11 - J-14

1988 IF327RT INDEX

Floor Plan	A-07 - A-08
Accessories Group	A-09 - A-12
Bath Group	A-13 - A-14
Bedroom Group	A-15 - A-18
Chassis Group	A-19 - A-22
Curtain, Cushion & Pad Group	A-23 - B-00
Dinette Group	B-00 - B-10
Driver's Compartment Group	B-11 - B-14
Electrical Group	B-15 - B-17
Exterior Body Group	B-18 - B-22
Galley Group	B-23 - C-02
Heating & Air Conditioning Group	C-03 - C-04
Interior Finish Group	C-05 - C-07
Labels Group	C-08 - C-14
LP Group	C-15
Lounge Group	C-16
Seatings & Fasteners Group	C-17 - C-18
Water & Sewage Group	C-19 - C-21
Window, Vent & Exterior Door Group	C-22 - D-10

DRIVER'S COMPARTMENT GROUP



MISCELLANEOUS DRIVER'S COMPARTMENT COMPONENTS

Key	Part Number	U/M	Description
1	00000-01-AA3	EA	Cabinet Arm. - Headboard
2	00010-01-AD3	EA	Steeper Board Arm.
2	00010-01-AD4	EA	Steeper Board Arm.
3	00004-01-AA3	EA	Trim - Front Steeper Board - Metal - Off White
3	00004-01-AA3	EA	Wingwall Arm. - Inner - Passenger - Beige
3	00004-01-AA3	EA	Wingwall Arm. - Inner - Passenger - Off White
**4	NOTE	EA	Side Panel - Cab Door - Passenger
5	00011-01-AD3	EA	Floor Mat - Passenger
5	00011-01-AD4	EA	Floor Mat - Passenger
5	00010-01-AD3	EA	Floor Mat - Driver
5	00010-01-AD4	EA	Floor Mat - Driver
**6	NOTE	EA	Panel Arm. - Cab Door - Driver - Beige
7	00004-02-AA3	EA	Wingwall Arm. - Inner - Driver - Beige
7	00004-02-AA3	EA	Wingwall Arm. - Inner - Driver - Off White
8	00071-01-000	EA	Cover - Seat Belt - Beige
8	00071-05-000	EA	Cover - Seat Belt - Off White
8	00074-02-000	FT	Accent Trim - Vinyl - Beige
8	00074-03-000	FT	Accent Trim - Vinyl - Off White
9	00000-03-AA3	EA	Trim - Wingwall - 15.8" - Wood
9	07005-07-000	EA	Plug - Wood - 1/2"
10	00103-01-AA3	EA	Headliner Arm. w/Vinyl - Front - Beige
10	00103-01-AA3	EA	Headliner Arm. w/Vinyl - Front - Off White
10	00103-02-AA3	EA	Headliner - Vinyl Covered - Side - Beige
10	00103-02-AA3	EA	Headliner - Vinyl Covered - Side - Off White
11	00120-01-000	EA	Console - Overhead - w/o Holes - Beige
11	04000-20-000	EA	Console - Overhead - w/o Lights or Gauges - Off White
11	04000-19-000	EA	Console - Overhead - w/o Lights or Gauges - Off White (Generator Option)
	00401-01-000	EA	Switch - Battery
	00402-01-000	EA	Switch - Battery Condition
	00407-01-C-1	EA	Switch - Generator w/o Circuit Board
	00100-01-000	EA	Gauge - Generator Hourmeter
	00400-04-000	EA	Gauge - Voltmeter
	00470-01-000	EA	Speedometer - Kilometer (CSA)
	00470-02-000	EA	Instrument Cluster - Kilometer (CSA)
** This part is supplied by your Ford dealer.			

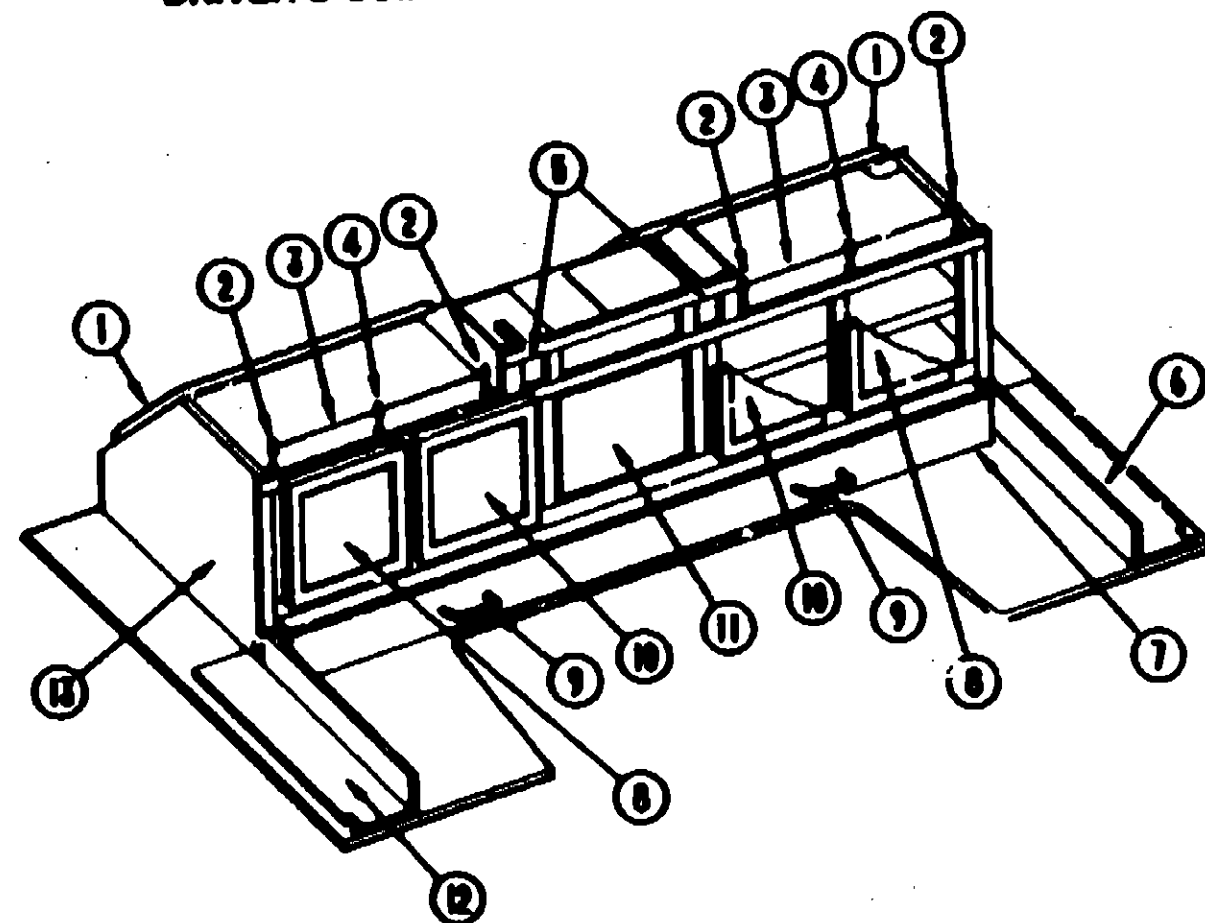
1990 ITASCA
TABLE OF CONTENTS

INTRODUCTION	A-01 - A-02
ABBREVIATIONS	A-03
ALPHABETICAL/GROUP REFERENCE	A-04 - A-06
IF327RT	A-07 - D-16
IF327RS	D-17 - G-10
ICF321RG	G-11 - J-14

1990 IF327RT INDEX

Floor Plan	A-07 - A-08
Accessories Group	A-09 - A-12
Bath Group	A-13 - A-14
Bedroom Group	A-15 - A-16
Chassis Group	A-19 - A-22
Curtain, Cushion & Pad Group	A-23 - B-08
Dinette Group	B-09 - B-10
Driver's Compartment Group	B-11 - E-14
Electrical Group	B-15 - B-17
Exterior Body Group	B-18 - B-22
Galley Group	B-23 - C-02
Heating & Air Conditioning Group	C-03 - C-04
Interior Finish Group	C-05 - C-07
Labels Group	C-08 - C-14
LP Group	C-15
Lounge Group	C-16
Sealants & Fasteners Group	C-17 - C-18
Water & Sewage Group	C-19 - C-21
Window, Vent & Exterior Door Group	C-22 - D-16

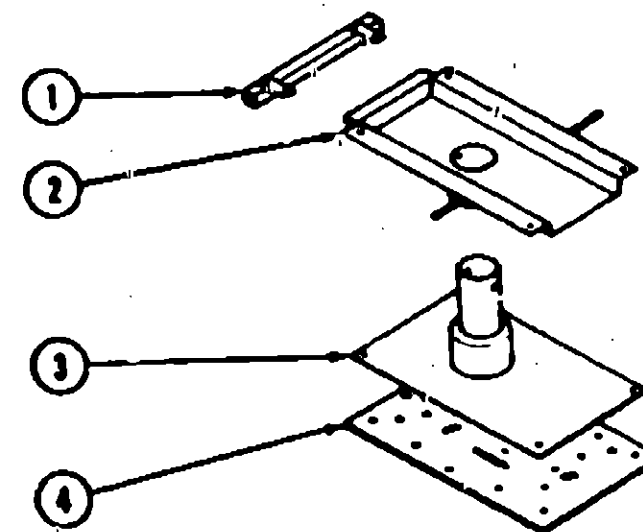
DRIVER'S COMPARTMENT GROUP (CONTINUED)



TV & ENTERTAINMENT CABINETRY (OPTION L43V)

Key	Part Number	U/M	Description
1	088679-01-01A	EA	Panel - Window - Black Plastic
2	084070-02-000	EA	Post - End - Brass
3	084071-08-000	EA	Rod - Brass - 25"
4	084070-01-000	EA	Post - Center - Brass
5	072333-67-000	YD	Fabric - Speaker Cover
	088619-01-000	EA	Speaker - 2 Watt - 8 OHM - 4"
	074878-11-000	EA	Cover - Speaker - Plastic - Off White
6	309187-01-AA3	EA	Cabinet - Headboard - Passenger
7	088638-01-AA3	EA	Drawer - Entertainment - Front
	079145-07-000	EA	Cushion - Front Bunk - 28" x 75" x 2.5"
8	M88652-84-A93	EA	Door - Cabinet - 14" x 14" - w/o Hardware
9	088284-01-000	EA	Pull - Drawer - Polished Brass
10	M88652-85-A93	EA	Door - Cabinet - 14" x 14" - w/o Hardware
11	088447-01-0U0	EA	TV - 13" Color w/Remote (USA)
11	088447-02-000	EA	TV - 13" Color w/Remote (CSA)
	088447-01-700	EA	Remote Control
	088658-01-000	EA	TV - Tiedown
12	088687-02-AA3	EA	Cabinet - Headboard - Driver
13	088445-01-AA3	EA	Cabinet - Entertainment - Front
	See Curtain, Cushion & Pad Group for further breakdown of this item.		

DRIVER'S COMPARTMENT GROUP (CONTINUED)



BUCKET SEAT PEDESTAL

Key	Part Number	U/M	Description
1	088585-29-000	EA	Bar - Seat Belt - 20"
2	088585-27-000	EA	Plate - Top - Pedestal Arm.
3	088585-03-000	EA	Plate - Sub - Pedestal Arm.
4	088585-08-000	EA	Plate - Base - Pedestal Arm. - Bucket Seat
	088248-01-000	EA	Adjuster Arm - Seat - w/Lock
	088248-02-000	EA	Adjuster Arm - Seat - w/o Lock
	088248-05-700	EA	Spring For Slide Adjuster
	007221-01-000	EA	Spacer - Seat Adjuster

1980 ITASCA TABLE OF CONTENTS

INTRODUCTION	A-01 - A-02
ABBREVIATIONS	A-03
ALPHABETICAL/GROUP REFERENCE	A-04 - A-05
IF327RT	A-07 - D-19
IF327RB	D-17 - G-10
ICF321RG	G-11 - J-14

1980 IF327RT INDEX

Floor Plan	A-07 - A-08
Accessories Group	A-09 - A-12
Bath Group	A-13 - A-14
Bedroom Group	A-15 - A-18
Chassis Group	A-19 - A-22
Curtain, Cushion & Pad Group	A-23 - B-08
Dinette Group	B-09 - B-10
Driver's Compartment Group	B-11 - B-14
Electrical Group	B-15 - B-17
Exterior Body Group	B-18 - B-22
Galley Group	B-23 - C-02
Heating & Air Conditioning Group	C-03 - C-04
Interior Finish Group	C-05 - C-07
Labels Group	C-08 - C-14
LP Group	C-15
Lounge Group	C-16
Seats & Fasteners Group	C-17 - C-18
Water & Sewage Group	C-19 - C-21
Window, Vent & Exterior Door Group	C-22 - D-16

ELECTRICAL GROUP

MISCELLANEOUS ELECTRICAL COMPONENTS

Key	Part Number	U/M	Description
	072522-01-000	EA	Smoke Detector w/6 Volt Battery
	080815-01-000	EA	Converter - 40 Amp. w/Charger
	084808-01-000	EA	Lead Center - 240 Volt - 125 Amp. (Export)
	083808-01-000	EA	Control Center - 32 Amp. - 120V/12V

WIRES, SWITCHES, & RECEPTACLES

Key	Part Number	U/M	Description
	080808-01-000	EA	Box - Electrical - 3" x 3.5" - Plastic
	081910-01-000	EA	Box - Electrical - 3.75" x 3.5" x 1.75" - Plastic
	080808-01-000	EA	Box - Electrical - 4" x 2 1/8" x 2 1/8"
	080808-01-000	EA	Box - Electrical - 4" x 4" - 1/2 & 3/4 Stud
	080808-02-000	EA	Box - Electrical - 4" x 4" (CSA)
	080808-01-000	EA	Box - Electrical - 2" x 3" x 2.25" - Steel
	041863-01-000	FT	Conduit - Corvolute Silt - .5" ID
	041863-02-000	FT	Conduit - Corvolute Silt - 1" ID
	041863-03-000	FT	Conduit - Corvolute Silt - .50" ID
	080355-01-000	EA	Connector - Cable Clamping - 3/4"
	080355-01-000	EA	Connector - Plastic - 3/8" Avg.
	080808-01-000	EA	Connector - Pigtail - Clear Nylon
	080311-01-000	EA	Connector - Wire Nut - Red
	080314-01-000	EA	Connector - Wire Nut - Gray
	031867-01-000	EA	Contact - Receptacle
	031868-01-000	EA	Contact - Plug
	080804-01-000	EA	Cord - Power - 10-3 30 Amp. - 25'
	080802-01-000	EA	Cord - Power - 10-3 30 Amp. (CSA)
	080238-01-000	EA	Cover - Electrical Box - w/Hole - 4" x 4" - Gray
	031035-01-120	EA	Gauge - Hourmeter
	084459-04-000	EA	Gauge - Voltmeter
	080937-05-000	EA	Housing - Auto Fuse - Gray
	080810-01-000	EA	Housing - Relay
	080474-08-000	EA	Housing - Socket
	087744-01-000	EA	Housing - Trailer Pin - 12"
	087744-02-000	EA	Housing - Trailer Pin - 48"
	087748-01-000	EA	Housing Arm - Trailer Cap
	087745-01-000	EA	Housing Arm - Trailer Receptacle - 12"
	080473-05-000	EA	Housing Pin - 6 Position in Line
	080473-01-000	EA	Housing Pin - 4 Rows of 3
	080473-09-000	EA	Housing Pin - 3 Position
	080473-10-000	EA	Housing Pin - 2 Position
	080474-01000	EA	Housing Socket
	080475-01-000	EA	Pin - Connector
	075738-02-000	EA	Receptacle/Cover Arm. - Off White (Exterior)
	084077-01-000	EA	Receptacle Cover - Ivory (Ground Fault Interrupter)
	084078-01-000	EA	Receptacle - 15 Amp. - 125 Volt - Ivory (Ground Fault Interrupter)
	024824-02-000	EA	Receptacle - Power Cord
	058707-01-000	EA	Receptacle - Single - Brown
	007940-01-000	EA	Receptacle - Slide - 16 to 12 Awg.
	058708-02-000	EA	Receptacle - Double Electrical - Ivory
	087734-01-01A	EA	Receptacle - Extension - 3.2" x 5" x 7" - Plastic - Ivory

ELECTRICAL GROUP (CONTINUED)

WIRES, SWITCHES & RECEPTACLES (CONTINUED)

Key	Part Number	U/M	Description
	080478-01-000	EA	Socket - Connector
	080478-02-000	EA	Socket - Connector - 12-10 Ga.
	080188-01-000	EA	Solenoid - 3 Post - Battery Chgng. Over
	084481-01-000	EA	Switch - Battery
	084482-01-000	EA	Switch - Battery Condition
	084878-01-000	EA	Switch - Generator w/o Circuit Board
	080351-01-01A	EA	Switch Plate - 1 Gang - Polished Brass
	080351-02-01A	EA	Switch Plate - 2 Gang - Polished Brass
	079384-01-000	EA	Switch - On/Off Rocker - Brown
	007942-01-000	EA	Tab - 18 to 14 Awg. Wire
	007948-01-000	EA	Tab - 14 to 10 Awg. Wire
	031885-01-000	EA	Tab - Housing - 2 Position
	047443-01-000	EA	Terminal - 250 Receptacle Fit - Insulated - 18/14 AWG
	047443-02-000	EA	Terminal - 250 Receptacle Fit - Insulated - 12/10 AWG
	080328-01-000	EA	Terminal Ring - 18/14 Wire - 3/8" Stud
	035418-04-000	EA	Terminal Ring - #10 Stud Fit
	080328-01-000	EA	Terminal Ring - 12/10 Wire
	080348-01-000	EA	Terminal Ring - 2 - 3/8 Stud
	080331-01-000	EA	Terminal Ring - 4 - 3/8 Stud
	080252-01-01A	EA	Wall Plate - Cable - Beige
	080428-01-000	FT	Wire - 12/2 Romex w/Ground
	080030-01-000	FT	Wire - Bonded
	048343-01-000	EA	Wire Tie - 6"
	081051-02-000	EA	Wire Arm. - 8 Pin - Radio

EXTERIOR LIGHTS

Key	Part Number	U/M	Description
	042405-01-000	EA	Lens - Side Marker/Clearance Light - w/Reflex - Red
	042405-02-000	EA	Lens - Side Marker Light - w/Reflex - Amber
	042405-03-000	EA	Base - Clearance Light - Rectangular
	081883-01-000	EA	Gasket - Light - Side Marker
	035188-01-000	EA	Bulb - 12 Volt - #194
	082740-04-000	EA	Wedge - Tail Light - Plastic - Passenger Side - Off White
	082742-04-000	EA	Wedge - Tail Light - Plastic - Driver Side - Off White
	007308-01-000	EA	Light - License Plate
	080540-01-000	EA	Bracket - License Plate
	058032-08-000	EA	Tail Lamp - 2 Bulb - Black Bezel
	058032-02-700	EA	Lens - Tail Lamp - w/Backup - Red
	058032-02-701	EA	Lens - Tail Lamp - w/o Backup - Red
	037835-01-000	EA	Bulb - Tail Lamp - #1157 - 12 Volt
	087817-01-01A	EA	Light - Porch/Entry Door - Off White (US)
	087817-01-700	EA	Lens - Porch Light
	080889-02-000	EA	Porch Light - Recessed (CSA)
	080889-01-700	EA	Lens - Porch Light
	080218-01-000	EA	Bulb - Porch Light
	100138-01-000	EA	Module - Daytime Running Lights (CSA)
	100158-02-000	EA	Wire Arm. - Daytime Running Lights - w/Fuel
	100158-01-000	EA	Wire Arm. - Daytime Running Lights (CSA)

INTERIOR LIGHTS

Key	Part Number	U/M	Description
	007308-01-000	EA	Light - Step Well - Round - 12V
	080024-01-01A	EA	Dome Light - 1 Bulb - Ivory
	080024-02-01A	EA	Dome Light - 1 Bulb - Ivory (CSA)
	080024-03-01A	EA	Light - 2 Bulb - Ivory
	080024-04-01A	EA	Light - 2 Bulb - Ivory (CSA)
	080024-01-700	EA	Lens - Dome Light
	080218-01-000	EA	Bulb - Dome Light - 12 Volt - #1141
	080280-01-000	EA	Light - Surface Mount - 12 Volt
	080280-01-700	EA	Bulb - 12 Volt - 6 Watt

1990 ITASCA
TABLE OF CONTENTS

INTRODUCTION	A-01 - A-02
ABBREVIATIONS	A-03
ALPHABETICAL/GROUP REFERENCE	A-04 - A-06
IF327RT	A-07 - D-16
IF327RB	D-17 - G-18
ICF321RG	G-11 - J-14

1990 IF327RT INDEX

Floor Plan	A-07 - A-08
Accessories Group	A-09 - A-12
Bath Group	A-13 - A-14
Bedroom Group	A-15 - A-18
Chassis Group	A-19 - A-22
Curtain, Cushion & Pad Group	A-23 - B-08
Dinette Group	B-09 - B-10
Driver's Compartment Group	B-11 - B-14
Electrical Group	B-15 - B-17
Exterior Body Group	B-18 - B-22
Galley Group	B-23 - C-02
Heating & Air Conditioning Group	C-03 - C-04
Interior Finish Group	C-05 - C-07
Label Group	C-08 - C-14
LP Group	C-15
Lounge Group	C-16
Sanitary & Fasteners Group	C-17 - C-18
Water & Sewage Group	C-19 - C-21
Window, Vent & Exterior Door Group	C-22 - D-16

ELECTRICAL GROUP (CONTINUED)

BULBS

Key	Part Number	U/M	Description
	000000-01-700	EA	Bulb - 912 (Dove Hood)
	000215-01-000	EA	Bulb - 1009 (Porch Light)
	000216-01-000	EA	Bulb - 1141 (Dome Light)
	000734-01-000	EA	Bulb - 1198 (Back-Up Light)
	007006-01-000	EA	Bulb - 1157 (Tail Lamp)
	004000-01-700	EA	Bulb - DC Light (Refrigerator) (Export)
	000737-01-710	EA	Bulb - 30W (Microwave Oven)
	000100-01-000	EA	Bulb - 104 (Clearance Light)
	000000-01-700	EA	Bulb - 12 Volt - 6 Watt (Surface Light)

FUSES & CIRCUIT BREAKERS

Key	Part Number	U/M	Description
	000235-01-000	EA	Fuse - 12 Volt - 15 Amp.
	000001-05-000	EA	Fuse - 15 Amp. - Automotive
	000211-01-000	EA	Circuit Breaker - 6 Amp. - 12 Volt
	000300-01-000	EA	Circuit Breaker - 15 Amp. - 120 Volt
	000210-02-000	EA	Circuit Breaker - 15 Amp. - 120 Volt (Ground Fault Interrupter)
	000300-02-000	EA	Circuit Breaker - 15/15 Amp. - 120 Volt
	000300-03-000	EA	Circuit Breaker - 15/20 amp. - 120 Volt
	000573-01-000	EA	Circuit Breaker - 20 Amp. - 12 Volt
	004011-01-000	EA	Circuit Breaker - 30/20 Amp. - 120 Vc't
	000000-01-000	EA	Circuit Breaker - 30 Amp. - 12 Volt
	000300-04-000	EA	Circuit Breaker - 20 Amp. - 120 Volt
	000300-05-000	EA	Circuit Breaker - 30/15 Amp. - 120 Volt
	004010-01-000	EA	Circuit Breaker - 30/30 Amp. - 120 Volt (Export)
	000300-06-000	EA	Circuit Breaker Blank
	000203-02-000	EA	Circuit Breaker - Bus Bar
	100041-01-000	EA	Fuse Holder - In Line Type

EXTERIOR BODY GROUP

MISCELLANEOUS EXTERNALLY MOUNTED PARTS

Key	Part Number	U/M	Description
	000000-01-200	EA	Plumbing Seal - Roof Vent - 1.5
	000120-01-000	EA	Assist Handle - Chrome
	000120-02-000	EA	Assist Handle - Black
	007000-04-000	EA	Fill - City Water - OR White
	000302-05-000	EA	Tube - Support - Floor to Valance - 17"
	075730-02-000	EA	Cover - Exterior Receptacle - OR White
	000015-05-000	EA	Holder - Compartment Door - Plastic - OR White
	040047-01-000	EA	Head - Mirror - 7.5" x 10.00" - Stainless Steel
	040047-02-000	EA	Head - Mirror - 7.5" x 10.5" - OR White
	000047-01-000	EA	Arm - West Coast Mirror
	000043-01-070	EA	Mirror - Exterior - Convex - Adhesive Backed

SHEET FIBERGLASS, ALUMINUM & STYROFOAM

Key	Part Number	U/M	Description
	044007-01-001	EA	Aluminum - Mill Finish - No Design - 80" x 300" (Roof)
	001054-01-011	EA	Aluminum Sheet - 48" x 96" - Flat - OR White
	000000-01-000	SF	Styrofoam - 3/4" x 24" x 96"
	000070-03-000	SF	Styrofoam - 1.34" x 48" x 96"
	000070-05-000	SF	Styrofoam - .50" x 24" x 96"
	070054-00-000	EA	Fiberglass Sheet - 48" x 236" - OR White
	077517-24-000	EA	Fiberglass Sheet - 48" x 96" - OR White
	077517-52-000	EA	Fiberglass Sheet - 29.00" x 27.00" - OR White

1980 ITASCA
TABLE OF CONTENTS

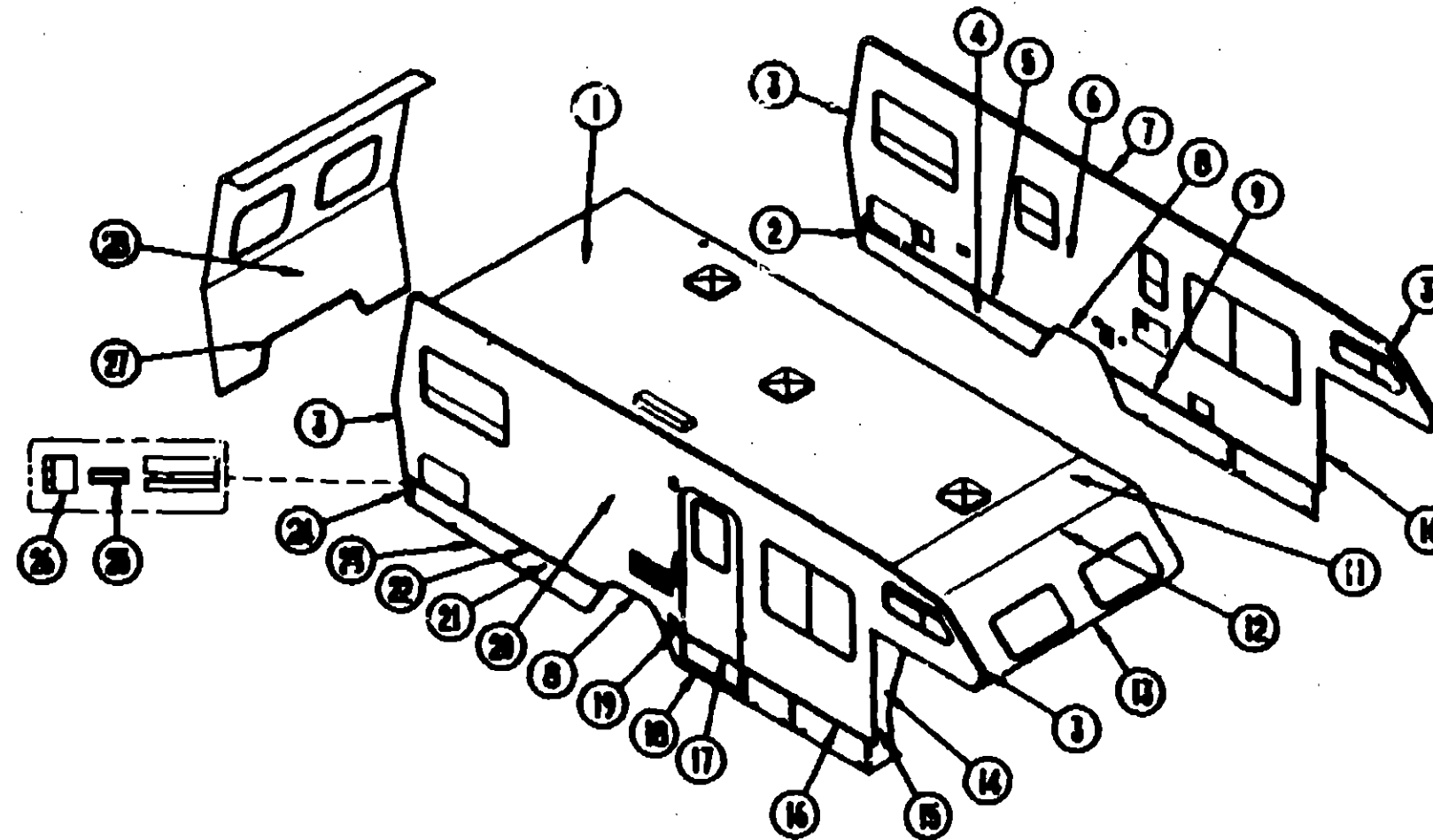
INTRODUCTION	A-01 - A-02
ABBREVIATIONS	A-03
ALPHABETICAL/GROUP REFERENCE	A-04 - A-08
IF327RT	A-07 - A-10
IF327RB	D-17 - G-10
ICF321RG	G-11 - J-14

1980 IF327RT INDEX

Floor Plan	A-07 - A-08
Accessories Group	A-09 - A-12
Bath Group	A-13 - A-14
Bedroom Group	A-15 - A-16
Chassis Group	A-19 - A-22
Curtain, Cushion & Pad Group	A-23 - B-00
Dinette Group	B-00 - B-10
Driver's Compartment Group	B-11 - B-14
Electrical Group	B-15 - B-17
Exterior Body Group	B-18 - B-22
Galley Group	B-23 - C-02
Heating & Air Conditioning Group	C-03 - C-04
Interior Finish Group	C-05 - C-07
Labels Group	C-08 - C-14
LP Group	C-15
Lounge Group	C-16
Sealants & Fasteners Group	C-17 - C-18
Water & Sewage Group	C-19 - C-21
Window, Vent & Exterior Door Group	C-22 - D-10

EXTERIOR BODY GROUP (CONTINUED)

EXTERIOR BODY PANELS



1990 ITASCA TABLE OF CONTENTS

INTRODUCTION	A-01 - A-02
ABBREVIATIONS	A-03
ALPHABETICAL/GROUP REFERENCE	A-04 - A-06
IF327RT	A-07 - D-16
IF327RB	D-17 - G-10
IC/F321RG	G-11 - J-14

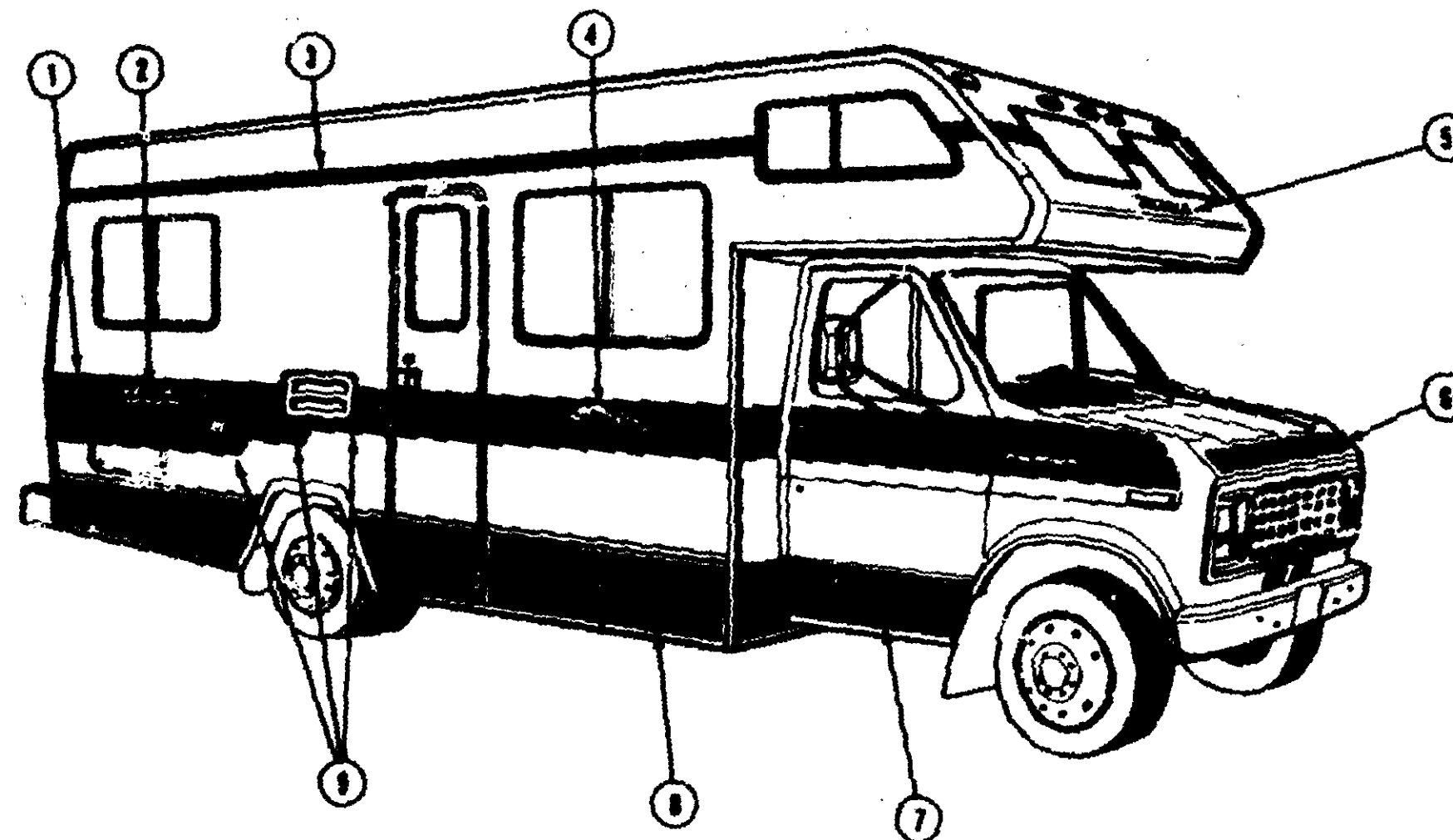
1990 IF327RT INDEX

Key	Part Number	U/M	Description
1	M96113-01-AD3	EA	Roof Asm. (Special Order Item)
1	M96113-01-AD4	EA	Roof Asm. (Special Order Item)
2	097907-02-02A	EA	Filler - Valance Panel - Rear - Off White
3	096854-01-01A	EA	Trim - Contour - Off White
4	M96393-06-AD3	EA	Valance Asm. - Rear (Stationary)
4	M96393-01-AD3	EA	Valance Asm. - Rear (Hinged)
5	096816-02-01A	EA	Trim - Sidewall - Lower - 75.2" - Off White
6	M96821-01-AD3	EA	Sidewall Asm. - Driver (Special Order Item)
6	M96821-01-AD4	EA	Sidewall Asm. - Driver (Special Order Item)
**6	M96881-01-AD3	EA	Sidewall Asm. - Driver (Special Order Item)
**6	M96881-01-AD4	EA	Sidewall Asm. - Driver (Special Order Item)
7	096884-01-01A	EA	Trim - Contour - Roof - Off White
8	096215-01-01A	EA	Trim - Wheelwell - Rear - Metal - Off White
9	096817-01-01A	EA	Trim - Sidewall - To Valance - 102.9" - Off White
10	096870-02-01A	EA	Trim - Wingwall - Off White
	079290-01-01A	FT	Vinyl Insert - Contour Trim - 72" - Off White
	M96154-02-AA3	EA	Wingwall - Driver Side w/Gusset (Ford)
	096945-02-01A	EA	Trim - "L" Angled - Driver Wingwall - Off White
	021241-01-000	FT	Vinyl - Exterior Trim - Between Wingwall & Cab Seal - White
1	096334-01-000	FT	Vinyl - Exterior Trim - Between Wingwall & Cab Seal - White
11	M76177-01-700	EA	Roof Section - Cab Over to First Seam (Special Order Item)
12	076580-01-000	EA	Trim - Roof to Front Cab
13	039844-09-000	EA	Trim - Sleeper Board - Off White
14	M96154-01-AA3	EA	Wingwall - Passenger Side w/Gusset (Ford)
	096945-01-01A	EA	Trim - "L" Angled - Passenger Wingwall - Off White
	021241-01-000	FT	Vinyl - Exterior Trim - Between Wingwall & Cab Seal - White
†	096334-01-000	FT	Vinyl - Exterior Trim - Between Wingwall & Cab Seal - White
	079203-03-000	EA	Wingwall Trim - Metal - 14.2" - Off White

Key	Part Number	U/M	Description
15	096870-01-01A	EA	Trim - Wingwall - C/T White
16	096818-01-01A	EA	Trim - Wingwall - To Valance - 64" - Off White
17	002444-04-002	EA	Feature Strip w/o Insert - 15' Long - Off White
	001030-02-003	EA	Insert - Feature Strip - Stucco
	009731-01-000	EA	End Cap - Feature Strip
18	M96393-01-AD3	EA	Valance - Entry Door
19	096818-02-01A	EA	Trim - Sidewall - To Valance - 10.3" - Off White
20	M96820-01-AD3	EA	Sidewall Asm. - Passenger (Special Order Item)
20	M96820-01-AD4	EA	Sidewall Asm. - Passenger (Special Order Item)
**20	M96880-01-AD3	EA	Sidewall Asm. - Passenger (Special Order Item)
**20	M96880-01-AD4	EA	Sidewall Asm. - Passenger (Special Order Item)
21	M96393-04-AD3	EA	Door Asm. - Valance - Rear
†21	M96393-06-AD3	EA	Valance Asm. - Rear
22	096818-01-01A	EA	Trim - Sidewall - To Valance - 95.7" - Off White
23	096217-55-001	EA	U-Channel - Extrusion - 17.5" - Off White
24	097907-01-02A	EA	Filler - Valance Panel - Rear - Off White
25	001030-02-003	EA	Insert - Lower Sidewall Trim
26	096424-02-01A	EA	End Cap - Sidewall Trim - Rear (Passenger Side) & Front (Driver Side)
	096424-01-01A	EA	End Cap - Sidewall Trim - Rear (Driver Side) & Front (Passenger Side)
27	096197-01-01A	EA	Trim - Backwall - Lower - U-Channel - 1" Wide - Off White
28	M96168-01-AD3	EA	Backwall Asm. (Special Order Item)
28	M96168-01-AD4	EA	Backwall Asm. (Special Order Item)
			See the inset illustration for additional parts.
			** These parts were used from 10/2/89 on.
†			These parts were used from 2/14/90 on.
††			These parts were used from 8/13/89 on.

Floor Plan	A-07 - A-08
Accessories Group	A-09 - A-12
Bath Group	A-13 - A-14
Bedroom Group	A-15 - A-16
Chester Group	A-19 - A-22
Curtain, Cushion & Pad Group	A-23 - B-08
Dinette Group	B-09 - B-10
Driver's Compartment Group	B-11 - B-14
Electrical Group	B-15 - B-17
Exterior Body Group	B-18 - B-22
Gallery Group	D-23 - C-02
Heating & Air Conditioning Group	C-03 - C-04
Interior Finish Group	C-05 - C-07
Labels Group	C-08 - C-14
LP Group	C-15
Lounge Group	C-16
Sealants & Fasteners Group	C-17 - C-18
Water & Sewage Group	C-19 - C-21
Window, Vent & Exterior Door Group	C-22 - D-16

EXTERIOR BODY GROUP (CONTINUED) MULTISTRIPE & DECALS



Key	Part Number	U/M	Description
1	088245-00-000	FT	Multistripe - 3 Stripes - 4.21" Wide - Rose/Light Blue/Light Blue
2	078852-10-000	EA	Decal - Logo - "Itasca" - 8.5" Wide - Black/Off White
3	085217-A2-000	FT	Multistripe - 2 Stripes - 3.3" Wide - Dark Blue/Light Blue
4	083585-01-01A	EA	Decal - Logo - "Spirit" - Black/White
5	078181-01-000	EA	Decal - Logo - "Itasca" - Black
6	081840-11-000	EA	Decal - Hood - Ford - Light Blue
7	083881-08-01A	FT	Film - 8.7" x 150' - Gray
8	083881-08-01A	FT	Film - 13.5" x 150' - Gray
9	078831-72-000	FT	Decal - Stripping - 3.5" x 150' - Dark Blue
	084075-01-000	EA	Decal - "try Winnebago Ind." - Black

For your convenience here are the DuPont color codes that you can purchase locally:
Rose 44156AH

Light Blue B8006

Dark Blue B8433

Off White L8723L

Black 80A

Gray B8882

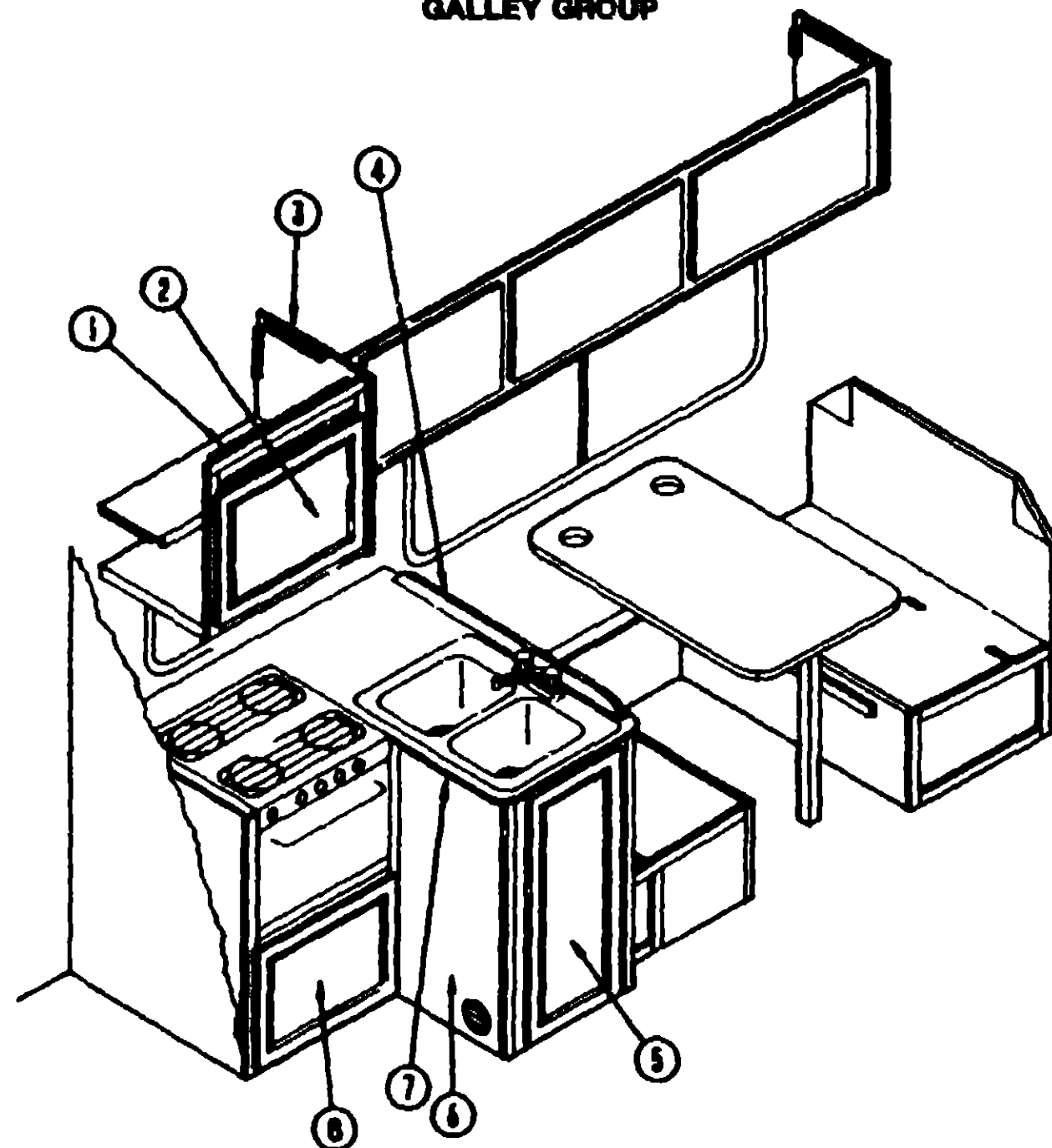
1990 ITASCA TABLE OF CONTENTS

INTRODUCTION	A-01 - A-02
ABBREVIATIONS	A-03
ALPHABETICAL GROUP REFERENCE	A-04 - A-06
IF327RT	A-07 - D-18
IF327RB	D-17 - G-10
ICF321RG	G-11 - J-14

1990 IF327RT INDEX

Floor Plan	A-07 - A-08
Accessories Group	A-08 - A-12
Bath Group	A-13 - A-14
Bedroom Group	A-15 - A-18
Cheese Group	A-19 - A-22
Curtain, Cushion & Pad Group	A-23 - G-08
Dinette Group	B-08 - B-10
Driver's Compartment Group	B-11 - B-14
Electrical Group	B-15 - B-17
Exterior Body Group	B-18 - B-22
Galley Group	B-23 - C-02
Heating & Air Conditioning Group	C-03 - C-04
Interior Finish Group	C-05 - C-07
Labels Group	C-08 - C-14
LP Group	C-15
Lounge Group	C-16
Sealants & Fasteners Group	C-17 - C-18
Water & Sewage Group	C-19 - C-21
Window, Vent & Exterior Door Group	C-22 - D-18

GALLEY GROUP



GALLEY CABINETS

Key	Part Number	U/M	Description
1	M98270-01-AA3	EA	Cabinet Asm - Galley Overhead - w/o Door or Hardware
2	M98852-37-AA3	EA	Door Asm - Galley Overhead - 14 3" x 21 8" - w/o Hardware
3	M98852-37-A83	EA	Door Asm - Galley Overhead - 14 3" x 21 8" - w/o Hardware
4	081280-24-AA3	EA	End Cap - Overhead
5	088335-01-AA3	EA	Galley Rail - 31.5"
6	M98852-27-AA8	EA	Door Asm - Galley Cabinet - 14 4" x 33.5" - w/o Hardware
7	M98852-15-A83	EA	Door Asm - Galley Cabinet - 14 4" x 26 7" - w/o Hardware
8	M03981-01-AA3	EA	Cabinet Asm - Galley w/Countertop - w/o Doors or Hardware (AD3)
9	M03981-01-AA4	EA	Cabinet Asm - Galley w/Countertop - w/o Doors or Hardware (AD4)
10	082034-11-AA3	EA	Countertop Asm - Galley Cabinet (AD3)
11	082034-11-AA4	EA	Countertop Asm - Galley Cabinet (AD4)
12	M95947-01-AA8	EA	Door Asm - Furnace - 15 9" x 21.85" - w/o Hardware
13	M95947-01-A83	EA	Door Asm - Furnace - 15 9" x 21.85" - w/o Hardware
14	M98852-08-AA8	EA	Door Asm - Refrigerator Cabinet - 12" x 21 8" - w/o Hardware
15	M98852-08-A83	EA	Door Asm - Refrigerator Cabinet - 12" x 21 8" - w/o Hardware
16	081257-07-000	EA	Handrail - Refrigerator Cabinet - Birch

These parts were used from 10/2/89 on

GALLEY GROUP (CONTINUED)

GALLEY HARDWARE

Key	Part Number	U/M	Description
	084745-01-01A	EA	Trim - Microwave - Lower
	084774-01-01A	EA	Trim - Microwave - Either Side - .5"
	084774-03-01A	EA	Trim - Microwave - Either Side - 1.5"
	084756-02-01A	EA	Bracket - Microwave - Tan
	084750-01-000	EA	Bracket - Microwave - 90°
	084073-03-000	EA	Vent - Refrigerator - Roof - Off White
	084073-04-000	EA	Base - Roof Vent - Norcold Refrigerator - Black
	054450-01-000	EA	Isol. Refrigerator
	084678-08-000	EA	Vent - Range Hood - Short
	088437-01-000	EA	Strainer - w/Basket - Sink
	088437-01-700	EA	Basket - Strainer
	011053-04-000	EA	Faucet - w/Swing Spout - 8"
	011053-01-700	EA	Aerator - Swing Spout Faucet
	081253-01-700	EA	Gasket - Faucet
	080328-01-000	FT	Seal - Refrigerator Cabinet
	088615-01-000	EA	Sink - Galley - Double w/Mounting Hardware - Stainless Steel
	088654-01-000	EA	Sink - Galley - Double w/Mounting Hardware - Stainless Steel
	081530-01-AA8	EA	Sink Cover (AD3)
	081530-01-AA9	EA	Sink Cover (AD4)
	08E978-01-000	EA	Clip - Adjustable Shelf
	088980-01-000	EA	Plaster - Adjustable Shelf - 18" Long

These are the parts used from 1/2/90 on.

1990 ITASC. TABLE OF CONTENTS

INTRODUCTION	A-01 - A-02
ABBREVIATIONS	A-03
ALPHABETICAL/GROUP REFERENCE	A-04 - A-08
IF327RT	A-07 - D-16
IF327RB	D-17 - G-10
IC/F321RG	G-11 - J-14

1990 IF327RT INDEX

Floor Plan	A-07 - A-08
Accessories Group	A-09 - A-12
Bath Group	A-13 - A-14
Bedroom Group	A-15 - A-18
Chester Group	A-19 - A-22
Curtain, Cushion & Pad Group	A-23 - B-06
Dinette Group	B-07 - B-10
Driver's Compartment Group	B-11 - B-14
Electrical Group	B-15 - B-17
Exterior Body Group	B-18 - B-22
Galley Group	B-23 - C-02
Heating & Air Conditioning Group	C-03 - C-04
Interior Finish Group	C-05 - C-07
Labels Group	C-08 - C-14
LP Group	C-15
Lounge Group	C-16
Sealants & Fasteners Group	C-17 - C-18
Water & Sewage Group	C-19 - C-21
Window, Vent & Exterior Door Group	C-22 - D-16

GALLEY GROUP (CONTINUED)

GALLEY APPLIANCES

Key	Part Number	U/M	Description
	088248-02-000	EA	Refrigerator - 2 Way (Norcold 878-EG2)
	084878-03-700	EA	Cooling Unit - Horizontal Burner
	084473-03-719	EA	Flue - Horizontal Burner
	088248-01-709	EA	Heater - AC (Horizontal)
	075217-01-737	EA	Control Module
	088248-01-701	EA	Insert - Control Panel (3 Way)
	084880-01-715	EA	Valve - Shut Off Manual
	084880-01-713	EA	Connector - Male Insert Fitting
	084880-01-705	EA	Orifice
	088248-01-708	EA	Burner (Horizontal)
	088248-01-708	EA	Electrode - Ignition
	088248-01-712	EA	Frame - Door - Lower
	075217-01-700	EA	Trim - Shelf - Upper Door
	084472-01-744	EA	Dairy Keeper
	084472-02-716	EA	Trim - Cabinet Top - Brown
	084472-01-727	EA	Hinge - Upper - Right
	048855-01-713	EA	Pin - Hinge
	088248-01-715	EA	Tray - Drip - Almond
	084472-03-700	EA	Pin - Hinge - Bottom
	084472-01-728	EA	Hinge - Lower - Right
	084472-01-731	EA	Cover - Crisper
	075217-01-713	EA	Drawer - Crisper
	084472-01-726	EA	Frame - Strip - Cabinet - Left
	088248-01-714	EA	Cabinet Asm. - Foamed - Almond
	084472-01-727	EA	Hinge - Upper - Right
	084472-01-728	EA	Hinge - Lower - Right
	088248-02-700	EA	P/C Board - 2 Way
	088248-02-701	EA	Insert - Control Panel - Lower
	097944-01-01A	EA	Hood Range - w/o Monitor Panel - Almond (US)
	097944-02-01A	EA	Hood Range - w/o Monitor Panel - Almond (CSA) (Option 1265)
	075470-01-702	EA	Switch - On/Off - LVS
	092696-01-710	EA	Socket - Light
	092696-01-709	EA	Bulb - #912
	090973-01-700	EA	Motor
	092696-02-701	EA	Lens - Lamp
	090973-01-702	EA	Blade - Fan
	092696-01-717	EA	Filter - Grease - 8" x 8"
	096983-01-702	EA	Switch - 2 Way - Momentary
	096983-01-700	EA	Switch - On/Off
	097618-01-000	EA	Wire Asm. - Monitor Panel

GALLEY GROUP (CONTINUED)

GALLEY APPLIANCES (CONTINUED)

Key	Part Number	U/M	Description
	091288-04-000	EA	Oven - Microwave - Magic Chef
	091288-04-700	EA	Panel - Outer Door
	055282-04-070	EA	Range - 4 Burner w/Oven - Magic Chef
	055282-03-708	EA	Bumper - Main Top - Plastic Plug
	049045-01-742	EA	Burner Asm. - Oven
	084782-02-715	EA	Cap - Grate
	055282-03-702	EA	Knob - Thermostat
	081374-02-701	EA	Regulator - Pressure
	055282-03-700	EA	Thermostat
	049045-01-703	EA	Valve - Top - Burner
	084782-02-705	EA	Handle - Oven Door - Black
	049045-01-728	EA	Broiler Pan - w/o Insert
	098507-02-700	EA	Filter - Pilot
	098507-02-701	EA	Insert - Burner (Slotted Vent)
	084782-02-701	EA	Shield - Deflector Flue - Black
	049045-01-741	EA	Insert - Broiler Pan
	084782-02-710	EA	Bracket - Front Glass
	084782-02-712	EA	Grate - Top - Burner - Square Holes
	084782-02-714	EA	Fitting - Pipe Nipple - 1/8"
	098507-01-701	EA	Top - Main - Almond
	084782-02-708	EA	Valve - Mercury Control
	055282-04-700	EA	Panel - Oven Door - Almond
	098507-02-707	EA	Top - Main - Ebony
	083752-01-000	EA	Shroud Asm. - Range
	097617-01-01A	EA	Panel - Monitor - Almond
	097617-01-700	EA	Plate - Cover
	097617-01-701	EA	Switch - On/Off - Almond
	097617-01-702	EA	Switch - 1 Way - Almond
	097617-01-703	EA	Circuit Board

**1988 ITASCA
TABLE OF CONTENTS**

INTRODUCTION	A-01 - A-02
ABBREVIATIONS	A-03
ALPHABETICAL/GROUP REFERENCE	A-04 - A-06
IF327RT	A-07 - D-16
IF327RB	D-17 - G-10
ICF321RG	G-11 - J-14

1988 IF327RT INDEX

Floor Plan	A-07 - A-08
Accessories Group	A-09 - A-12
Bath Group	A-13 - A-14
Bedroom Group	A-15 - A-18
Chassis Group	A-19 - A-22
Curtain, Cushion & Pad Group	A-23 - B-08
Densite Group	B-09 - B-10
Driver's Compartment Group	B-11 - B-14
Electrical Group	B-15 - B-17
Exterior Body Group	B-18 - B-22
Galley Group	B-23 - C-02
Heating & Air Conditioning Group	C-03 - C-04
Interior Finish Group	C-05 - C-07
Labels Group	C-08 - C-14
LP Group	C-15
Lounge Group	C-16
Sealants & Fasteners Group	C-17 - C-18
Water & Sewage Group	C-19 - C-21
Window, Vent & Exterior Door Group	C-22 - D-16

HEATING & AIR CONDITIONING GROUP

ROOF AIR CONDITIONER & PARTS

Key	Part Number	UOM	Description
	000704-01-000	EA	Ceiling Asm. - Air Conditioner - Cool Only (Option 29)
	040004-01-700	EA	Thermostat In - 04, Out - 00
	040005-01-702	EA	Thermostat In - 00, Out - 00
	073742-01-701	EA	Selecter Switch (5 - Terminal)
	073742-01-702	EA	Decal - Cool Only
	073742-01-703	EA	Decal - Heat & Cool
	001000-01-700	EA	Limit Switch (Open 100, Close 110)
	001225-01-713	EA	Knob (2 Per Package)
	070070-01-707	EA	Filter - 6" x 14 3/4" x 1/2" (12 Per Package)
	001225-01-717	EA	Decal (Thermostat) Cool Only
	001000-01-712	EA	Ceiling Shroud (Ivory)
	000703-01-705	EA	Decal - Heat/Cool - Thermostat
	000703-01-706	EA	Heat Element
	000703-01-710	EA	Single Parts Package
	000703-01-04A	EA	Air Conditioner - 110 Volt - Roof Mount - 13,500 BTU - Off White (Option 29)
	000703-04-700	EA	Shroud - Roof A/C - w/o Logos
	000703-01-711	EA	Gasket - Package
	000703-01-712	EA	Fan Blade - Condenser
	000300-01-701	EA	Decal Package - Left & Right
	073742-02-704	EA	Run Capacitor (Compressor)
	001225-01-710	EA	Start Capacitor
	001225-01-708	EA	Start Relay
	070303-01-712	EA	Motor
	000703-01-702	EA	Overload
	000703-01-703	EA	Impeller - 7" Dia. x 2 8" Wide
	000703-01-704	EA	Capacitor - Fan
	000703-01-707	EA	Evaporator Coil
	000703-01-708	EA	Condenser Coil
	000703-01-713	EA	Compressor - E Series
	004077-03-000	EA	Cover - Blank - Roof A/C - Ivory
	002441-01-000	EA	Ceiling Asm. - Air Conditioner - 220 Volt (European) (Option 29)
	002440-01-000	EA	Air Conditioner - 220 Volt - Roof Mount - 13,500 BTU (European) (Option 29)

REAR HEATER (OPTION 53G)

Key	Part Number	UOM	Description
	004405-01-000	EA	Rear Heater Asm. - w/o Switch
	004405-01-700	EA	Heater Core
	004405-01-701	EA	Fan Blades
	004405-01-702	EA	Motor Asm
	002401-04-000	EA	Clamp - Hose - Wormgear
	007100-01-000	EA	Hose - Heater - 5/8 ID SAE
	003001-01-000	EA	Hose Formed
	076776-01-000	EA	Tee - Barb - 5/8" x 5/8" x 5/8"
	003610-01-000	EA	Clamp - Wire Duct - Unequal Diameters - 75" x 1.25"
	000100-01-000	FT	Duct - Heat Res. 20 - 4" ID
	023146-01-000	EA	Clamp - Screw Type - 4"
	000636-02-000	EA	Connector - Duct - 4" ID
	056464-02-000	EA	Register - Plastic - w/o Damper - 4" Dia. - Brown
	056464-05-000	EA	Register - Plastic - w/o Damper - 4" Dia. - Golden
	000753-01-000	EA	Tube - Aluminized Steel - 5/8" - 18 Gauge
	004404-01-000	EA	Switch - Off/Low/Medium/High - Heater
	004410-01-000	EA	Decal - Rear Auto Heater
	000076-01-000	EA	Decal - Auto Air & Rear Heater
	004374-01-000	EA	Bracket - Switch - Heater - Right
	004374-02-000	EA	Bracket - Switch - Heater - Left

HEATING & AIR CONDITIONING GROUP (CONTINUED)

FURNACES & REPAIR PARTS

Key	Part Number	UOM	Description
	000000-01-000	EA	Thermostat - Wall - Furnace
	000000-05-000	EA	Furnace - 30,000 BTU - Suburban
	000000-01-701	EA	Electrode
	074400-01-702	EA	Relay - Time Delay
	000000-01-706	EA	Motor
	000000-01-707	EA	Impeller Wheel - Forced Air
	073000-01-709	EA	Micro Switch
	074400-01-712	EA	Gasket - Combustion Air
	000004-01-729	EA	Valve - Gas
	000000-01-700	EA	Cabinet
	000000-01-708	EA	Door - Front Cabinet
	000000-01-702	EA	Switch - Limit
	000000-01-703	EA	Orifice - Main Burner
	000000-01-704	EA	Gasket - Electrode
	000004-01-706	EA	Module Board
	000000-01-704	EA	Burner Asm.
	000000-05-702	EA	Gasket - Manifold
	000000-05-703	EA	Manifold Pipe
	000000-05-705	EA	Wheel - Combustion Air
	000000-05-707	EA	Gasket - Blower Motor
	000000-05-710	EA	Gasket - Crossover Tube

1980 ITASCA TABLE OF CONTENTS

INTRODUCTION	A-01 - A-02
ABBREVIATIONS	A-03
ALPHABETICAL GROUP REFERENCE	A-04 - A-05
IF327RT	A-07 - D-16
IF327RB	D-17 - G-10
ICF321RG	G-11 - J-14

1980 IF327RT INDEX

Floor Plan	A-07 - A-08
Accessories Group	A-09 - A-12
Bath Group	A-13 - A-14
Bedroom Group	A-15 - A-18
Chassis Group	A-19 - A-22
Curtain, Cushion & Pad Group	A-23 - B-00
Dinette Group	B-00 - B-10
Driver's Compartment Group	B-11 - B-14
Electrical Group	B-15 - B-17
Exterior Body Group	B-18 - B-22
Galley Group	B-23 - C-02
Heating & Air Conditioning Group	C-03 - C-04
Interior Finish Group	C-05 - C-07
Labels Group	C-08 - C-14
LF Group	C-15
Lounge Group	C-16
Seats & Fasteners Group	C-17 - C-18
Water & Sewage Group	C-19 - C-21
Window, Vent & Exterior Door Group	C-22 - D-16

INTERIOR FINISH GROUP **INTERIOR MOLDBINGS & TRIMS**

Key	Part Number	U/M	Description
	051204-02-000	EA	Molding - Shell - Knatched Wood - 6" Long
	052204-01-000	FT	T-Molding - End Cap - Edge - 3/4" - Brown
	052204-02-000	FT	T-Molding - End Cap - Edge - 3/4" - Birch
	052215-02-000	FT	T-Molding - .75" - Ivory
	052215-03-000	FT	T-Molding - .75" - Birch
	052215-23-000	EA	Molding - Plastic Corner - Outside - 1/2" - Birch
	052222-02-000	FT	Molding - Reverse Cove - T-Shaped - Vinyl - Champagne White
	070004-01-000	EA	U-Channel - 1/16" - Brown
	070004-17-000	FT	U-Channel - .815" - Birch
	052778-10-000	FT	U-Channel - 1" - Birch
	052787-12-000	FT	Walling - Antique White (Ceiling to Wall)
	052787-16-000	EA	Walling - Mahogany (Cabinet to Wall)
	052851-02-134	EA	Molding - Vinyl Wrapped - 1.5" x 7'
	052851-F2-438	EA	Molding - Vinyl Wrapped - 2.5" x 8'
	052859-02-438	EA	Lumber - Vinyl Wrapped - 1.5" x 8'
	052859-E2-438	EA	Lumber - Vinyl Wrapped - 2" x 8'
	074045-07-000	EA	Plug - Wood - 1/2"

BATT STRIPS

Key	Part Number	U/M	Description
	052733-77-000	EA	Batt Strip - Birch - 8'
	052824-31-000	FT	Batt Strip - Birch - Tape Adhesive
	052824-34-000	EA	Batt Strip - Tumblegrass - Slate - 8' (Wall) (AD3)
	052824-18-000	FT	Batt Strip - Tumblegrass - Slate - Tape Adhesive (Wall) (AD3)
	052824-35-000	EA	Batt Strip - Tumblegrass - Salmon - 8' (Wall) (AD4)
	052824-19-000	FT	Batt Strip - Tumblegrass - Salmon - Tape Adhesive (Wall) (AD4)
	052824-19-000	EA	Batt Strip - Bone - 8' (Wall)
	052824-30-000	EA	Batt Strip - Crosshik Spatter - Beige (Ceiling)

PANELING & COUNTERTOP MATERIAL

Key	Part Number	U/M	Description
	074497-16-000	SF	Paneling - Richmond Birch - 48" x 84" (28 SF) (Cabinets)
	074497-14-000	SF	Paneling - Crosshik - 48" x 96" (32 SF) (Ceiling)
	074497-14-700	EA	Sealer - Stain - Ceiling
	052272-56-000	SF	Paneling - Main - Slate - 48" x 84" (28 SF) (Wall) (AD3)
	052272-57-000	SF	Paneling - Main - Salmon - 48" x 84" (28 SF) (Wall) (AD4)
	052272-38-000	SF	Paneling - Bone - 48" x 84" (28 SF) (Shower)
	052272-72-000	SF	Paneling - Travertine White - 48" x 84" (28 SF) (Shower)
	074498-31-000	SF	Plastic Laminate - Blue - 48" x 96" (32 SF)
	074498-32-000	SF	Plastic Laminate - Mauve - 48" x 96" (32 SF)
	074498-35-000	SF	Plastic Laminate - Woodgrain - 5' x 8' (40 SF)
	076325-24-000	FT	Molding - Edge Band - Birch

These parts were used from 4/9/90 on.

INTERIOR FINISH GROUP (CONTINUED) **FABRICS & CARPETS**

Key	Part Number	U/M	Description
	072323-01-000	YD	Fabric - Drapery - Pacific (Privacy) (AD3)
	072323-76-000	YD	Fabric - Drapery - Chrome (Privacy) (AD3)
	072323-72-000	YD	Fabric - Drapery - Suede (Privacy) (AD4)
	052722-01-000	YD	Fabric - Drapery - Lining - 48" - Ivory
	052800-05-000	YD	Fabric - Upholstery - Main (AD3)
	052800-06-000	YD	Fabric - Upholstery - Main (AD4)
	052800-21-000	YD	Fabric - Upholstery - Accent (AD3)
	052800-22-000	YD	Fabric - Upholstery - Accent (AD4)
	052273-35-000	YD	Fabric - Window & Bedspread - 54" Wide (AD3)
	052273-48-000	YD	Fabric - Window & Bedspread - 54" Wide (AD4)
	072333-67-000	YD	Fabric - Speaker Cover
	075244-02-000	YD	Vinyl - Shower Curtain - Beige
	075820-08-000	YD	Vinyl - Off White
	075820-07-000	YD	Vinyl - Beige
	052800-02-000	YD	Carpet - Blue Coral (AD3)
	052800-07-000	YD	Carpet - Desert Sand (AD4)
	051261-01-000	FT	Backing - Carpet - Non-Skid - 12" (Floor Mat)
	076314-02-000	FT	Tape - Heat Bonded - Carpet Seam
	047034-02-000	SF	Plastic Runner - Carpet - 4' Wide - Clear
	075233-01-000	SY	Pad - Carpet - 3/8" x 6'
	075870-08-000	YD	Tape - Carpet - 3/4"
	052748-01-000	FT	Trim - "J" - Carpet - PVC - Beige
	052856-04-000	EA	Trim - Cab Carpet - Extruded - 12" x 25.4" - Black

These are parts also from 7/25/88 on.

NOTE: Replace vinyl flooring locally.

CABINETS & TABLE HARDWARE

Key	Part Number	U/M	Description
	053200-08-000	EA	Bracket - Table Support - Upper Wall Mount - 18.5" - Beige
	024275-11-000	EA	Rod - Table LIR - 8" x 18.5" - Beige
	054781-05-000	EA	Cup Holder - Two Stage - Beige
	059410-01-000	EA	Bracket - LIR - Table Mounted - Beige
	024281-11-000	EA	Bracket - LIR - Rod - Lower Wall Mount - 17.12" - Beige
	049483-01-000	EA	Catch - Table Leg - Floor Mounted - Beige
	024276-17-000	EA	Leg Arm - Table - Tan
	024276-21-000	EA	Leg Arm - Table - Beige
	054050-02-000	EA	Clamp - Table Leg - Tan
	054050-03-000	EA	Clamp - Table Leg - Beige
	024282-01-000	EA	Brace - Table Leg - Hinged
	024283-01-000	EA	Clip - Leg - 1" x 1.12" OD - Black
	059777-02-000	EA	Hinge - Antique Light Brass
	077404-02-000	EA	Drawer - Plastic - 20" x 12.7" - Beige
	054067-01-01A	EA	Divider - Drawer - Plastic - Light Oak
	077479-02-000	EA	Slide - Drawer - Plastic - 20.75"
	074483-02-000	EA	Support - Spring - Door
	057800-01-000	EA	Latch - Flush Mount - Dark Brown
	004354-01-000	EA	Bumper - Cabinet Door - Rubber - Brown
	053586-03-000	EA	Catch - Spring - Roller
	053586-04-000	EA	Strike - Spring Steel
	057115-31-01A	FT	Insert - Door - T-Molding - 5/16" - Vinyl - Gold
	059048-01-000	EA	Support - Galley Countertop Extension
	059059-01-000	EA	Hinge - Galley Countertop Extension - Brass
	072369-40-000	EA	Mesh - Expanded - 19" x 5" - Bronze
	054070-01-000	EA	Center Post - Brass
	054070-02-000	EA	End Post - Brass
	054071-06-000	EA	Rod - Brass - 2.5"
	059112-01-000	EA	Flange - 1" - Clothes Rod - Plastic - Off White
	042438-01-000	EA	Wood Dowel - Clothes Rod - 1" Dia. x 4'
	041953-03-000	FT	Conduit - Convolute Silt - 1" ID (Clothes Rod Cover)
	051521-02-007	EA	Corner Molding - Aluminum (Plastic Trim Holder)

These parts are used from 1/2/90 on.

1990 ITASCA **TABLE OF CONTENTS**

INTRODUCTION	A-01 - A-02
ABBREVIATIONS	A-03
ALPHABETICAL GROUP REFERENCE	A-04 - A-09
IF327HT	A-07 - D-18
IF327RB	D-17 - G-10
ICF321RG	G-11 - J-14

1990 IF327HT INDEX

Floor Plan	A-07 - A-08
Accessories Group	A-09 - A-12
Bath Group	A-13 - A-14
Bedroom Group	A-15 - A-18
Chassis Group	A-19 - A-22
Curtain, Cushion & Pad Group	A-23 - B-08
Dinette Group	B-09 - B-10
Driver's Compartment Group	B-11 - B-14
Electrical Group	B-15 - B-17
Exterior Body Group	B-18 - B-22
Galley Group	B-23 - C-02
Heating & Air Conditioning Group	C-03 - C-04
Interior Finish Group	C-05 - C-07
Labels Group	C-08 - C-14
LP Group	C-15
Lounge Group	C-16
Seats & Fasteners Group	C-17 - C-18
Water & Sewage Group	C-19 - C-21
Window, Vent & Exterior Door Group	C-22 - D-18

INTERIOR FINISH GROUP (CONTINUED)


CURTAIN & CUSHION HARDWARE

Key	Part Number	U/M	Description
	000001-00-000	EA	Track - Shower Curtain - Off White
	000001-01-000	EA	Carrier - Shower Curtain
	000002-01-000	EA	End - Stop - Curtain Carrier - Shower
	000007-01-000	EA	Grommet - Brass - 7/16" ID x 1" OD (Shower Curtain)
	000130-01-000	EA	Pin - Shower Curtain
	000002-01-000	EA	Stud - Nickel Finish
	000000-01-000	EA	Eyelet - Nickel Finish
	000100-01-000	EA	Cap - Snap
	000100-01-000	EA	Socket - Snap Fastener
	004432-00-000	FT	Slat - Plastic Roller Shade
	000270-01-000	YD	Tape - Double Sided - 1/2"
	070204-01-000	FT	Trim - Half Round - 7/16" - Vinyl - Gold (Valance Pad)
	000043-01-000	EA	Spring Arm - Roller Shade
	007003-01-000	EA	Roll - Roller Shade - Clear Plastic
	004434-01-000	EA	Mounting Bracket - Roller Shade - 1 3/8"
	000002-01-AA3	EA	Roll Strap - Overhead Bunk - 1.5" x 25.5"
	000010-01-000	EA	Mount - Window Lugs - Black
	007005-01-000	EA	Bracket - Mounting - Pleated Blind
	004000-02-000	EA	Grommet - Cord - Pleated Blind
	004007-02-000	EA	End Cap - Top - Pleated Blind
	004007-03-000	EA	End - Bottom - Pleated Blind
	007001-01-000	EA	Spring - Extension - Pleated Blind
	007002-01-000	EA	Bubbler - Cord - Holdup - Pleated Blind
	007003-00-000	FT	Cord - Pleated Blind - Mercury (AD3)
	007003-03-000	FT	Cord - Pleated Blind - Beige (AD4)
	000035-01-000	FT	Track - Curtain - Brown Plastic (Valance)
	001004-01-000	FT	Track - Curtain - Plastic - Light Beige (Blackout)
	070051-03-000	EA	Track - Curtain - Metal - 42" - Beige (Privacy)
	001001-01-000	EA	Swivel Snap - Curtain Track
	040007-03-000	EA	Rod - Curtain - Flat - 60" to 120"

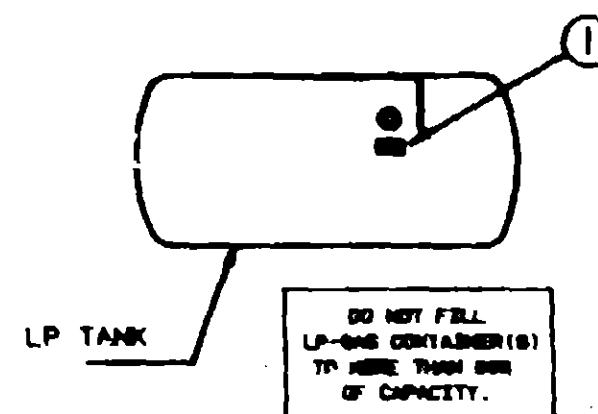
MISCELLANEOUS PARTS

Key	Part Number	U/M	Description
	003562-02-AA3	EA	Handle Arm - Interior Assist
	000020-C7-000	EA	Nut - Acorn - Assist Handle - 7/16" x 14 ZN
	000C10-07-100	EA	Bolt - Carriage - Assist Handle - 7/16" - 14 x 1" ZN
	000170-02-000	EA	Bracket - Mounting - Assist Handle
	004400-01-000	EA	Fire Extinguisher - Dry IA 10BC
	004400-01-700	EA	Bracket - Mounting - w/Plastic Strap
	004001-01-01A	EA	Recessed Holder - Fire Extinguisher - Light Oak
	072052-01-000	EA	Smoke Detector w/9 Volt Battery
	054105-35-000	EA	Owners Manual - 1980 Warrior
	002310-01-000	EA	Binder - 3-Ring - Motor Home Manual
	002310-01-000	EA	Pocket Page - 3-Ring Binder - Plastic
	000004-11-000	EA	Cassette - Itasca "Spirit"
	000120-01-AD3	EA	Map Pocket - 12" x 10"
	000120-01-AD4	EA	Map Pocket - 12" x 16"
	077300-02-000	EA	Trim - Step Box
	040000-01-000	EA	Floor Mat - "Itasca" - Entrance Door

LABELS GROUP



Key	Part Number	U/M	Description
1	007207-05-000	EA	Label - Fuel Cap Removal
2	000043-01-000	EA	Label - Unleaded Fuel
3	000040-01-000	EA	Tag - Gas Refueling Warning
3	000040-02-000	EA	Tag - Gas Refueling - Warning (CSA)



Key	Part Number	U/M	Description
1	070005-01-000	EA	Label - LPG - 80% Capacity

MISCELLANEOUS LABELS

Key	Part Number	U/M	Description
	000004-01-000	EA	Label - Seat - w/o Seat Belt
	001243-01-000	EA	Label - A/C Cover
	000010-01-100	EA	Tag - RV1 Approved - Plastic

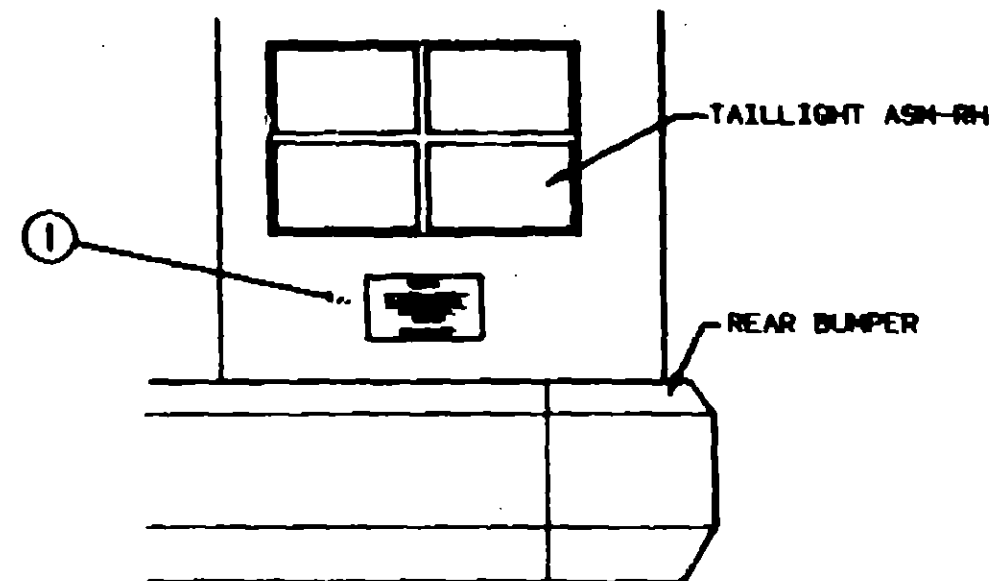
1980 ITASCA TABLE OF CONTENTS

INTRODUCTION	A-01 - A-02
ABBREVIATIONS	A-03
ALPHABETICAL/GROUP REFERENCE	A-04 - A-06
IF327RT	A-07 - D-10
IF327RB	D-11 - G-10
ICF101RG	G-11 - J-14

1980 IF327RT INDEX

Floor Plan	A-07 - A-08
Accessories Group	A-09 - A-12
Bath Group	A-13 - A-14
Bedroom Group	A-15 - A-18
Chassis Group	A-19 - A-22
Curtain, Cushion & Pad Group	A-23 - B-00
Dinette Group	B-01 - B-10
Driver's Compartment Group	B-11 - B-14
Electrical Group	B-15 - B-17
Exterior Body Group	B-18 - B-22
Gallery Group	B-23 - C-02
Heating & Air Conditioning Group	C-03 - C-04
Interior Finish Group	C-05 - C-07
Labels Group	C-08 - C-14
LP Group	C-15
Lounge Group	C-16
Sealants & Fasteners Group	C-17 - C-18
Water & Sewage Group	C-19 - C-21
Window, Vent & Exterior Door Group	C-22 - D-10

LABELS GROUP (CONTINUED)

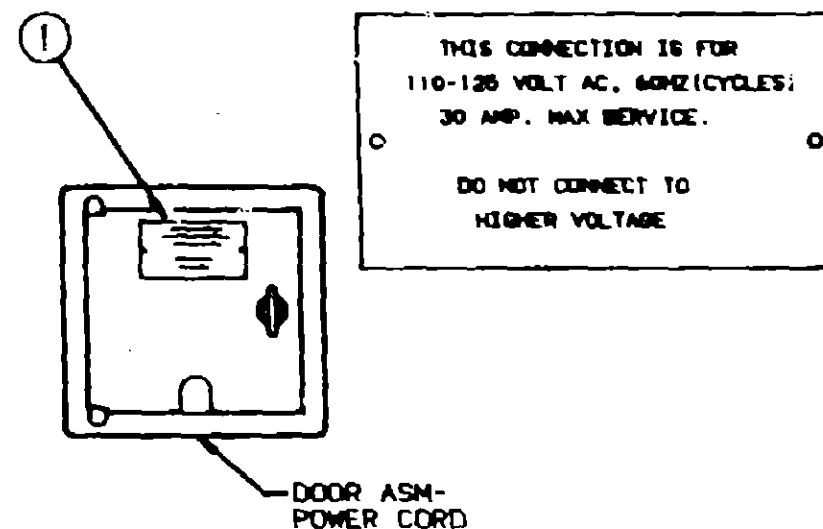


WARNING

DO NOT EXCEED THE VEHICLE WEIGHT RATINGS OR LOADING RECOMMENDATIONS (E.G., GROSS VEHICLE, GROSS AXLE, GROSS COMBINED) OF THE CHASSIS MANUFACTURER OR WINNEBAGO INC.

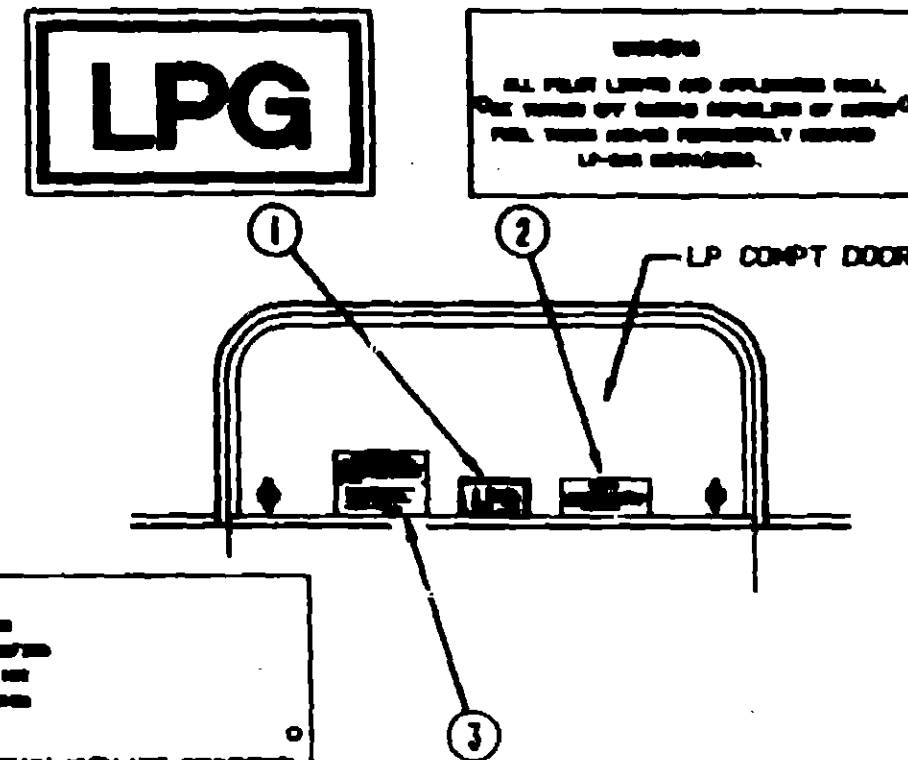
REFER TO YOUR OWNERS MANUAL, BEFORE LOADING OR TOWING.

Key	Part Number	U/M	Description
1	075220-01-000	EA	Label - Warning - Exterior Load



Key	Part Number	U/M	Description
1	008062 01-000	EA	Tag - Electrical - 110 Volt Connection

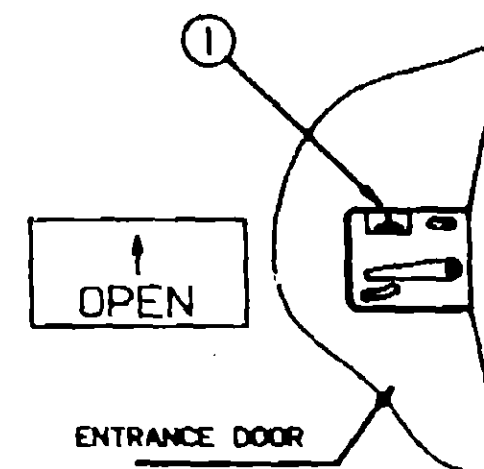
LABELS GROUP (CONTINUED)



LP-GAS SYSTEM
THIS GAS SYSTEM SHOWN IS DESIGNED FOR USE OF LIQUEFIED PETROLEUM GAS ONLY. DO NOT CONNECT NATURAL GAS TO THIS SYSTEM.

SECURELY CAP INLET(S) WHEN NOT CONNECTED FOR USE. AFTER TURNING ON GAS, EXCEPT AFTER NORMAL CONTAINER REPLACEMENT, TEST GAS PIPING AND CONNECTIONS TO APPLIANCE FOR LEAKAGE WITH SOAPY WATER OR BUBBLE SOLUTION. DO NOT USE PRODUCTS THAT CONTAIN AMMONIA OR CHLORINE.
P.N. 84531

Key	Part Number	U/M	Description
1	074558-01-000	EA	Label - "LPG" - 3.9" x 1.75" (California Code)
2	008040-01-000	EA	Tag - Gas Refueling - Warning
2	008040-02-000	EA	Tag - Gas Refueling - Warning (CSA)
3	054531-01-000	EA	Label - LP Gas Only



Key	Part Number	U/M	Description
1	040944-01-000	EA	Label - Open - Entrance Door

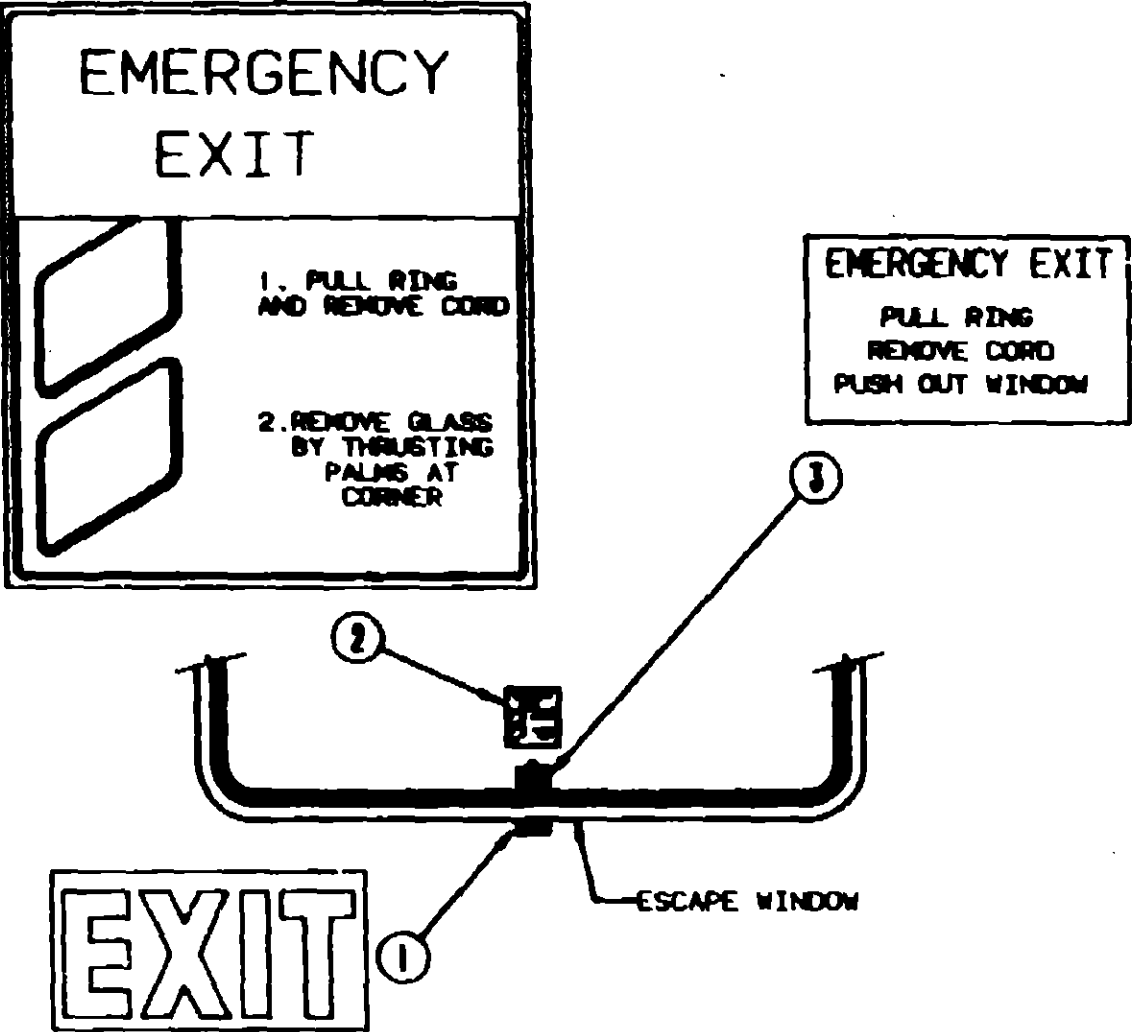
1990 ITASCA TABLE OF CONTENTS

INTRODUCTION	A-01 - A-02
ABBREVIATIONS	A-03
ALPHABETICAL/GROUP REFERENCE	A-04 - A-06
IF327RT	A-07 - D-16
IF327RB	D-17 - G-10
IC/F321RG	G-11 - J-14

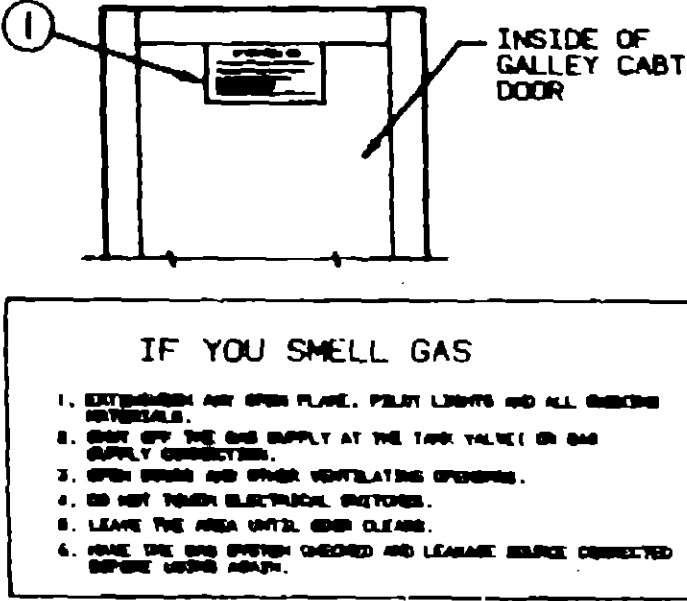
1990 IF327RT INDEX

Floor Plan	A-07 - A-08
Accessories Group	A-09 - A-12
Bath Group	A-13 - A-14
Bedroom Group	A-15 - A-16
Chassis Group	A-18 - A-22
Curtain, Cushion & Pad Group	A-23 - B-08
Dinette Group	B-09 - B-10
Driver's Compartment Group	B-11 - B-14
Electrical Group	B-15 - B-17
Exterior Body Group	B-18 - B-22
Galley Group	B-23 - C-02
Heating & Air Conditioning Group	C-03 - C-04
Interior Finish Group	C-05 - C-07
Labels Group	C-08 - C-14
LP Group	C-15
Lounge Group	C-16
Seats & Fasteners Group	C-17 - C-18
Water & Sewage Group	C-19 - C-21
Window, Vent & Exterior Door Group	C-22 - D-16

LABELS GROUP (CONTINUED)

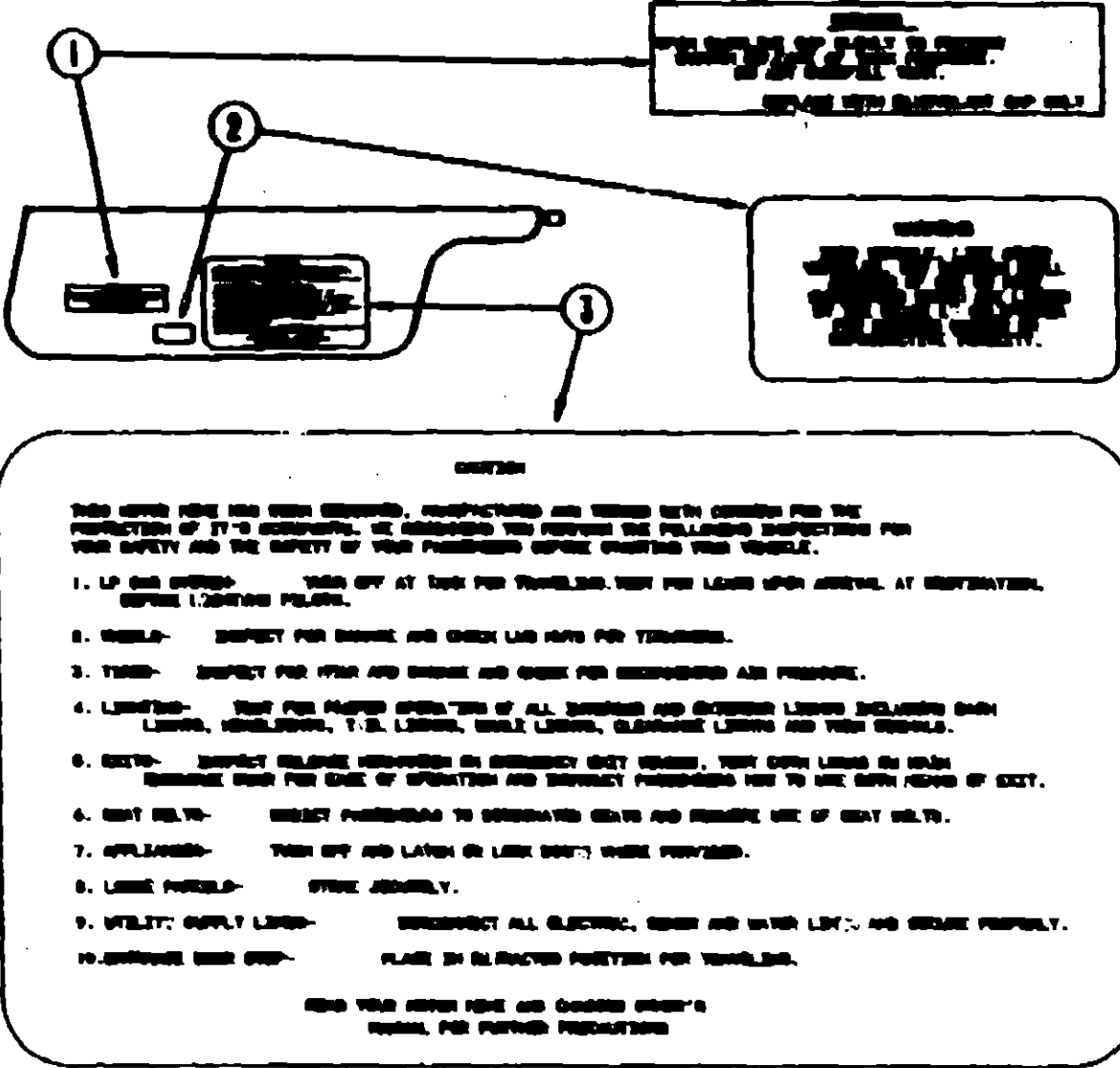


Key	Part Number	U/M	Description
1	038290-01-000	EA	Label - Warning - Exit
2	047731-01-000	EA	Label - Emergency Exit
3	006188-01-000	EA	Label - Exit - Escape Window

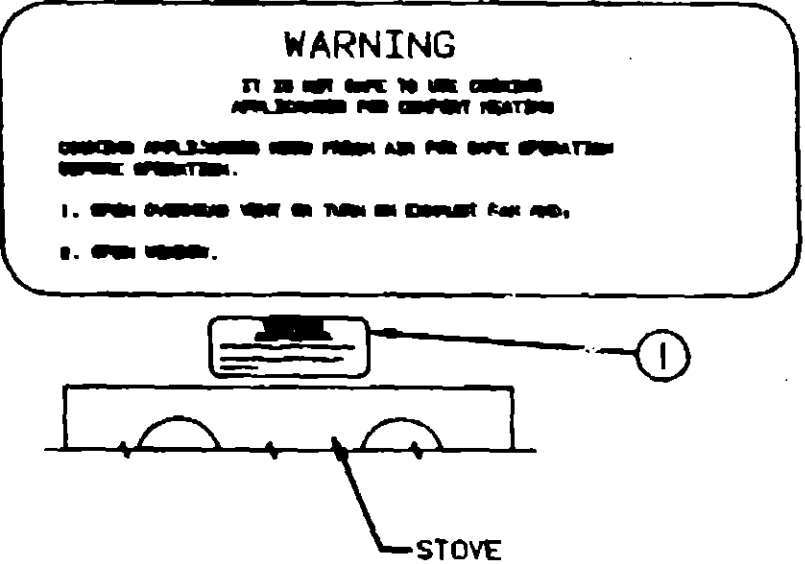


Key	Part Number	U/M	Description
1	075498-01-000	EA	Label - LPG - Odor Warning

LABELS GROUP (CONTINUED)



Key	Part Number	U/M	Description
1	087207-05-000	EA	Label - Fuel Cap Removal
2	000889-01-000	EA	Label - Warning - Cancer/Toxicity
3	056258-01-000	EA	Label - Safety Check List



Key	Part Number	U/M	Description
1	050225-01-000	EA	Label - Warning - Stove Vent

1990 ITASCA
TABLE OF CONTENTS

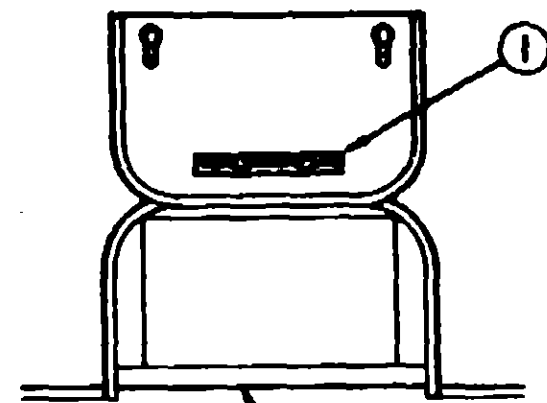
INTRODUCTION	A-01 - A-02
ABBREVIATIONS	A-03
ALPHABETICAL/GROUP REFERENCE	A-04 - A-08
IF327RT	A-07 - D-16
IF327PB	D-17 - G-10
ICF321RG	G-11 - J-14

1990 IF327RT INDEX

Floor Plan	A-07 - A-08
Accessories Group	A-09 - A-12
Bath Group	A-13 - A-14
Bedroom Group	A-15 - A-18
Chairs Group	A-19 - A-22
Curtain, Cushion & Pad Group	A-23 - B-08
Dinette Group	B-09 - B-10
Driver's Compartment Group	B-11 - B-14
Electrical Group	B-15 - B-17
Exterior Body Group	B-18 - B-22
Galley Group	B-23 - C-02
Heating & Air Conditioning Group	C-03 - C-04
Interior Finish Group	C-05 - C-07
Labels Group	C-08 - C-14
LP Group	C-15
Lounge Group	C-16
Sealants & Fasteners Group	C-17 - C-18
Water & Sewage Group	C-19 - C-21
Window, Vent & Exterior Door Group	C-22 - D-16

LABELS GROUP (CONTINUED)

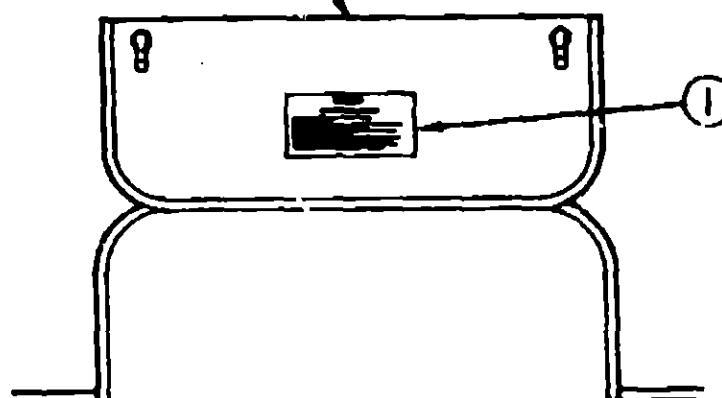
WARNING DISCONNECT BATTERIES BEFORE CONNECTING EXTERNAL CHARGING EQUIPMENT.



BATTERY COMPARTMENT

Key	Part Number	U/M	Description
1	085748-01-000	EA	Label - Caution - Battery Charging

GENERATOR COMP DOOR



WARNING

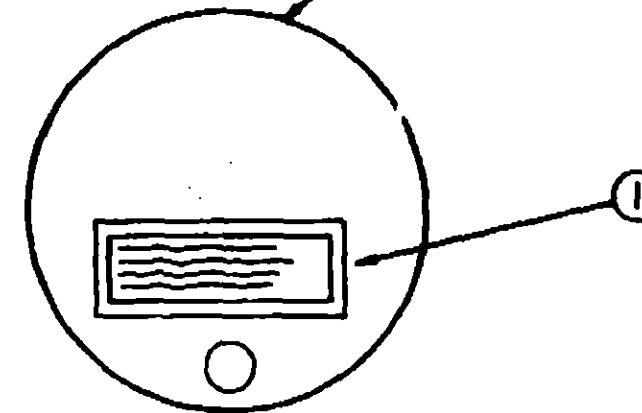
WHEN ADDING A GENERATOR SET:

HIGH VOLTAGE—USE EXTREME CAUTION WHEN WORKING ON ELECTRICAL COMPONENTS.
HAVE ALL ELECTRICAL INSTALLATION PERFORMED BY A QUALIFIED LICENSED ELECTRICIAN—FOLLOW ALL STATE AND LOCAL CODES.
ONLY INSTALL GENERATOR SET APPROVED FOR R.V. APPLICATION. HAVE INSTALLED BY QUALIFIED TECHNICIAN.
TO AVOID HEAT BUILD-UP AND TO GUARANTEE AN ADEQUATE AIR SUPPLY TO THE GENERATOR COMPARTMENT, FOLLOW INSTALLATION INSTRUCTIONS.
GENERATOR EXHAUST GASES ARE TOXIC AND MUST NOT PENETRATE UNDER THE VEHICLE—GENERATOR EXHAUST MUST BE KEPT FROM VEHICLE.

Key	Part Number	U/M	Description
1	077510-01-000	EA	Label - Generator Prep

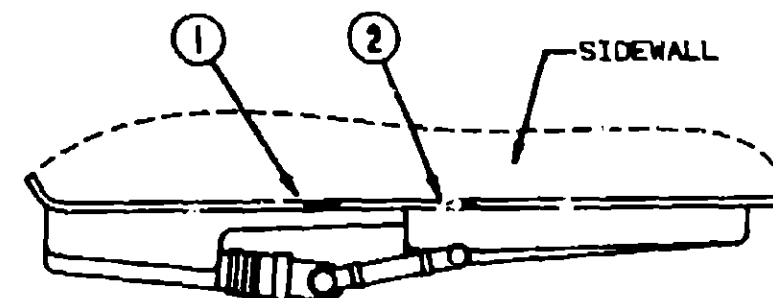
LABELS GROUP (CONTINUED)

SMOKE DETECTOR



WARNING: TEST SMOKE DETECTOR OPERATION AFTER VEHICLE HAS BEEN IN OPERATION. BEFORE EACH TRIP AND AT LEAST ONCE PER WEEK DURING USE.

Key	Part Number	U/M	Description
1	077956-01-000	EA	Label - Warning - Smoke Detector



SIDEWALL

SEWAGE

WASTE WATER

Key	Part Number	U/M	Description
1	006187-01-000	EA	Label - Sewage
2	006188-01-000	EA	Label - Waste Water

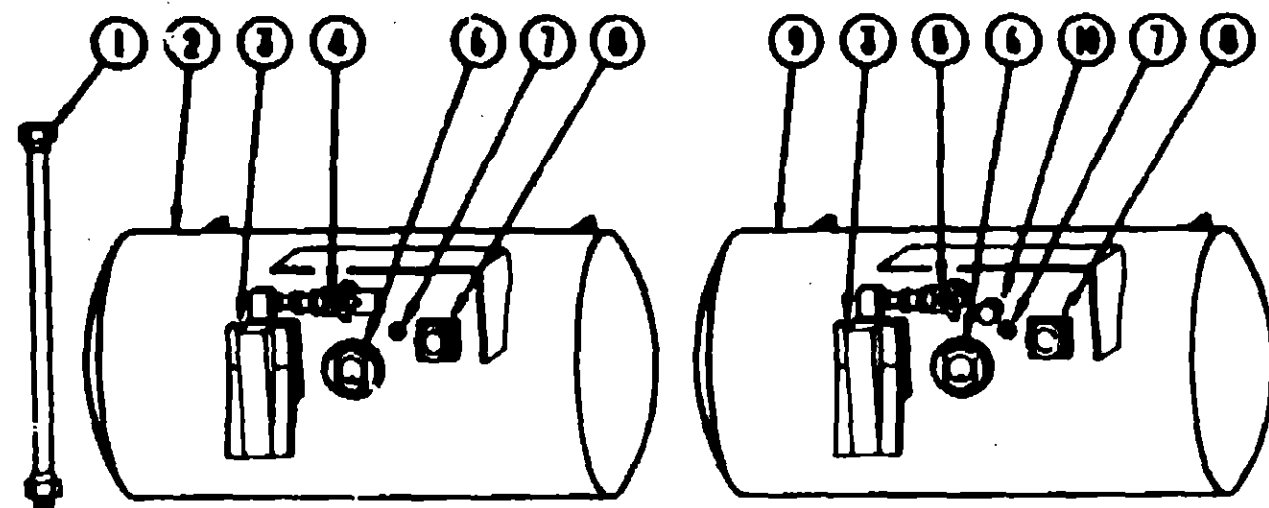
1990 ITASCA TABLE OF CONTENTS

INTRODUCTION	A-01 - A-02
ABBREVIATIONS	A-03
ALPHABETICAL/GROUP REFERENCE	A-04 - A-08
IF327RT	A-07 - D-16
IF327RB	D-17 - G-10
ICF321RG	G-11 - J-14

1990 IF327RT INDEX

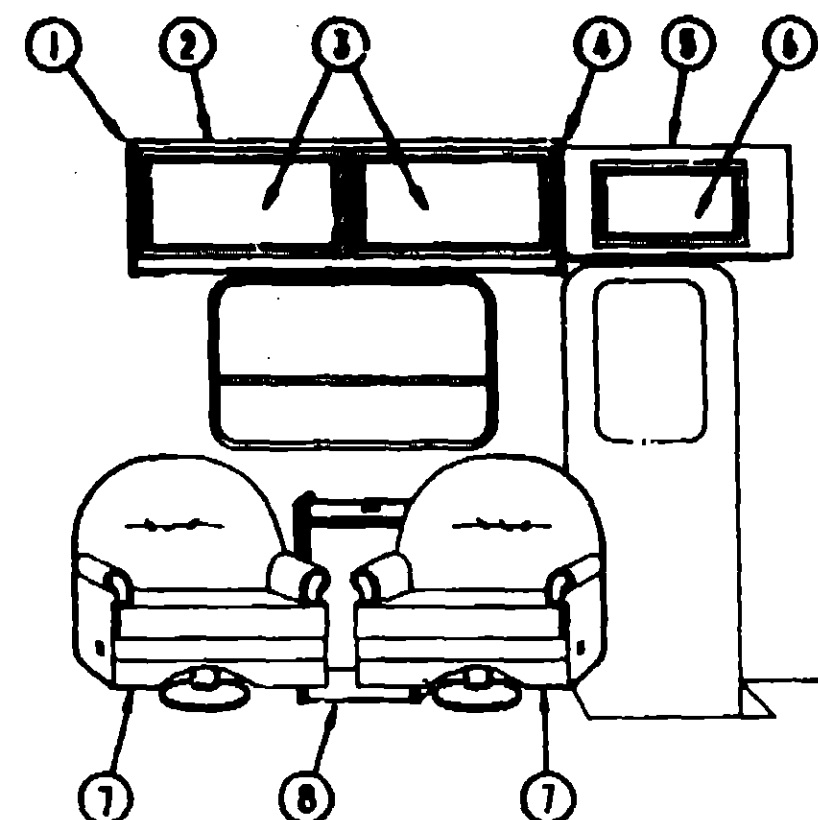
Floor Plan	A-07 - A-08
Accessories Group	A-08 - A-12
Bath Group	F-13 - A-14
Bedroom Group	A-15 - A-18
Chassis Group	A-19 - A-22
Curtain, Cushion & Pad Group	A-23 - B-08
Dinette Group	B-09 - B-10
Driver's Compartment Group	B-11 - B-14
Electrical Group	B-15 - B-17
Exterior Body Group	B-18 - B-22
Galley Group	B-23 - C-02
Heating & Air Conditioning Group	C-03 - C-04
Interior Finish Group	C-05 - C-07
Labels Group	C-08 - C-14
LP Group	C-15
Lounge Group	C-16
Sealants & Fasteners Group	C-17 - C-18
Water & Sewage Group	C-19 - C-21
Window, Vent & Exterior Door Group	C-22 - D-16

LP GROUP



Key	Part Number	U/M	Description
1	045703-01-000	EA	Hose Arm. - LP - 3/8" ID x 24" (US)
1	045703-02-000	EA	Hose Arm. - LP - 3/8" ID x 24" (CSA)
2	074142-01-000	EA	Tank Arm. - LP - 80 Pound - 13" Dia. x 44"
3	081838-01-000	EA	Cover - LP Regulator
	076301-01-000	EA	Regulator - Two Stage
4	040421-01-703	EA	Service Valve - w/Vapor Relief (Used on Tank 074142-01-000)
5	040421-01-712	EA	Service Valve (Used on Tank 097821-01-000)
	040421-01-708	EA	Handwheel - Service Valve
6	040421-01-707	EA	Float Gauge - Threaded - Screw On (Used on Tank 097821-01-000)
6	074142-01-700	EA	Float Gauge - Bolt On (Used on Tank 074142-01-000)
	040440-01-000	EA	Dial - Visible Face - Float Gauge
7	040421-01-700	EA	Liquid Level Valve - 20% LP
8	040421-01-701	EA	Filler Valve - LP
8	040421-01-702	EA	Cap - Plastic - Filler Valve
8	040421-01-711	EA	Valve - 80% w/Float Plate, Bolts & Gasket
8	097821-01-000	EA	Tank Arm. - LP - 80 Pound - 14" Diameter x 30"
10	040421-01-713	EA	Pressure Relief Valve (Used on Tank 097821-01-000)
	085741-01-000	EA	Gauge - Diaphragm Pressure - Test Leak
	085318-02-000	EA	Elbow - 90° - 3/8" MPT x 3/8" FPT
	085742-01-000	EA	Tee - .38 F x .37 F x .25 FPT
	008042-01-000	FT	Tubing - Vinyl - .85" ID
	010377-01-000	EA	Nut - 3/8" F - Brass
	010380-02-000	EA	Nut - 1/2" F - Brass - Forged
	010377-02-000	EA	Nut - 3/8" F - Brass - Forged
	010326-01-000	EA	Adapter - Flare w/Cone Gasket - 3/8" Female FL x 1/2" Male FL
	010323-01-000	EA	Adapter - Brass - 3/8" F x 1/2" MPT (Ford)
	071015-14-000	EA	Grommet - 3/8" ID Fits .09" Material Rubber
	071015-17-000	EA	Grommet - 3/8" ID Fits .06" Material Rubber
	016188-03-000	EA	Grommet - LP Line - 3/8" Hole x 2 1/2" Dia. - Rubber
	084884-01-000	EA	Brass - Plug - 3/8"

LOUNGE GROUP



LOUNGE CABINETRY

Key	Part Number	U/M	Description
1	081280-18-AA3	EA	End Cap - Front Overhead Cabinet
2	M98213-01-AA3	EA	Cabinet - Overhead - Entry Door - w/o Doors or Hardware
3	M98852-36-AA3	EA	Door - Overhead Cabinet - 14.3" x 26.7" - w/o Hardware
3	M98852-36-A83	EA	Door - Overhead Cabinet - 14.3" x 26.7" - w/o Hardware
4	081280-21-AA3	EA	End Cap - Front Overhead Cabinet
5	M98719-02-AA3	EA	Cabinet Arm. - Entrance Overhead - w/o Door or Hardware
6	M98552-50-AA3	EA	Door Arm. - Entrance Overhead - 10.4" x 19" - w/o Hardware
6	M98852-50-A83	EA	Door Arm. - Entrance Overhead - 10.4" x 19" - w/o Hardware
17	088429-01-AD8	EA	Chair - Swivel (AD3)
17	088429-01-AD9	EA	Chair - Swivel (AD4)
8	M98873-01-AA8	EA	Table Arm. - Cabinet Only
8	081180-11-AA3	EA	Table Arm. - Pullout Top
	088245-03-000	EA	Plate - Swivel - Top w/o Tilt - w/Lock
	088245-06-000	EA	Extension - Chair Base - 7"
	088245-01-000	EA	Base - Swivel Chair w/Legs
	057758-01-000	EA	Washer - Bracket - Seat Belt - 4" Dia.
	089705-02-000	EA	Bar - Seat Belt - 2.5" x 12.75"
	007021-01-000	EA	Belt - Seat - 2" x 90" - Black

† See Curtain, Cushion & Pad Group for the breakdown of these items.
* These are the parts used from 11/27/89 on.

1990 ITASCA TABLE OF CONTENTS

INTRODUCTION	A-01 - A-02
ABBREVIATIONS	A-03
ALPHABETICAL/GROUP REFERENCE	A-04 - A-08
IF327RT	A-07 - D-16
IF327RB	D-17 - G-10
ICF321RG	G-11 - J-14

1990 IF327RT INDEX

Floor Plan	A-07 - A-08
Accessories Group	A-09 - A-12
Bath Group	A-13 - A-14
Bedroom Group	A-15 - A-18
Chassis Group	A-19 - A-22
Curtain, Cushion & Pad Group	A-23 - B-08
Dinette Group	B-09 - B-10
Driver's Compartment Group	B-11 - B-14
Electrical Group	B-15 - B-17
Exterior Body Group	B-18 - B-22
Galley Group	B-23 - C-02
Heating & Air Conditioning Group	C-03 - C-04
Interior Finish Group	C-05 - C-07
Labels Group	C-08 - C-14
LP Group	C-15
Lounge Group	C-16
Sealants & Fasteners Group	C-17 - C-18
Water & Sewage Group	C-19 - C-21
Window, Vent & Exterior Door Group	C-22 - D-16

SEALANTS & FASTENERS GROUP

SCREWS & FASTENERS

Key	Part Number	U/M	Description
	000C13-07-400	EA	Bolt - Hex - 7/16 - 20 x 3 - Zn 5
	000C20-05-000	EA	Bolt - Hex - Ser Fig 5/16 - 18 x 1 1/4" - Zinc
	000D04-10-000	EA	Nut - Hex - Locking - 10-32 - Zn
	000D08-05-000	EA	Nut - Hex - Ser Fig Lk - 5/16 - 18 - Zn
	000D08-05-000	EA	Nut - Hex - Ser Fig Lk - 3/8 - 18 - Zn
	000D08-05-000	EA	Nut - Hex - Ser Fig Lk - 1/2 - 13 - Zn
	000D44-07-000	EA	Nut - Hex - Ser Fig Lk - 7/16 - 20 - Zn
	000E13-11-000	EA	Washer - Flat - 3/16" Wide - Zn
	000G11-08-10J	EA	Screw - 6 - 20 x 5/8 PPH - Brass
	000G11-07-0u0	EA	Screw - 7 - 19 x 1/2 PPH - Zn
	000G11-08-000	EA	Screw - 8 - 18 x 3/8 PPH - Zn
	000G11-08-120	EA	Screw - 8 - 18 x 3/4 PPH - Zn
	000G11-08-120	EA	Screw - 8 - 18 x 3/4 PPH - Black
	000G11-08-12P	EA	Screw - 8 - 18 x .75 - Dark Brown
	000G11-08-12R	EA	Screw - 8 - 18 x .75 PPH - Beige
	000G11-08-12S	EA	Screw - 8 - 18 x .75 PPH - Off White
	000G11-03-19S	EA	Screw - 8 - 18 x 1.00 PPH - Off White
	000G11-10-120	EA	Screw - 10 - 16 x 3/4 PPH - Black
	000G11-10-24P	EA	Screw - 10 - 16 x 1 1/2 PPH - Dark Brown
	000G12-08-12S	EA	Screw - 8 - 18 x .75 POH - Off White
	000G12-08-16S	EA	Screw - 8 - 18 x 1" POH - Off White
	000G13-08-000	EA	Screw - 8 - 20 x 1/2 PPH - Zn
	000G13-08-10G	EA	Screw - 8 - 20 x 5/8 PPH - Antique Brass
	000G13-07-120	EA	Screw - 7 - 19 x 3/4 PPH - Zn
	000G13-08-100	EA	Screw - 8 - 18 x 1 PPH - Zn
	000G18-08-120	EA	Screw - Machine - 8 - 32 x 3/4" PPH - Zn
	000G18-08-100	EA	Screw - Machine - 8 - 32 x 1 PPH - Zn
	000G18-08-220	EA	Screw - Machine - 8 - 32 x 1 3/8 PPH - Zn
	000G30-08-000	EA	Screw - SF/DR 8 - 18 x 1/2 PPH - Zn
	000G30-08-00R	EA	Screw - SF/DR 8 - 18 x 1/2 PPH - Beige
	000G30-08-120	EA	Screw - SF/DR 8 - 18 x 3/4 PPH - Zn
	000G30-08-12R	EA	Screw - SF/DR 8 - 18 x 3/4 PPH - Beige
	000G30-08-16S	EA	Screw - SF/DR 8 - 18 x 1.00 PPH - Off White
	000G30-08-24S	EA	Screw - SF/DR 8 - 18 x 1 1/2 PPH - Zn
	000G30-08-24S	EA	Screw - SF/DR 8 - 18 x 1.50 PPH - Off White
	000G30-10-10S	EA	Screw - SF/DR 10 - 16 x .62" PPH - Off White
	000G30-10-120	EA	Screw - SF/DR 10 - 16 x 3/4 PPH - Black
	000G30-10-200	EA	Screw - SF/DR 10 - 16 x 1 1/4 PPH - Zn
	000G42-04-100	EA	Screw - SF/DR 1/4 - 14 x 1 HWH - Zn
	000G53-04-000	EA	Screw - Machine - 1/4 - 20 x 3/8 PPH - Zn
	000G54-04-200	EA	Screw - 1/4 - 20 x 1 1/4 PTH Typ 23 - Zn
	000G67-10-000	EA	Screw - 10 - 12 x 1/2 PPH - Zn
	000G67-10-00R	EA	Screw - 10 - 12 x 1/2 PPH - Beige - Type A
	000G67-10-100	EA	Screw - 10 - 12 x 5/8 PPH - Zn - Type A
	000G67-10-10R	EA	Screw - 10 - 12 x 5/8 PPH - Beige - Type A
	000G67-10-120	EA	Screw - 10 - 12 x 3/4 PPH - Zn
	000G67-10-12P	EA	Screw - 10 - 12 x .75 PPH - Dark Brown
	000G67-10-120	EA	Screw - 10 - 12 x .75 PPH - Tan
	000G67-10-240	EA	Screw - 10 - 12 x 1 1/2 PPH - Zn
	000G67-10-320	EA	Screw - 10 - 12 x 2 PPH - Zn
	000G68-08-10G	EA	Screw - 8 - 18 x 5/8 POH - Antique Brass
	000H16-04-00R	EA	Rivet - Pop - AL 1/8 x .313 - .375
	005081-01-000	EA	Nut - Speed - C Type - No. 8 Screw
	002401-02-000	EA	Clamp - Hose - Wormgear - 1.56" - 2.5"
	002401-05-000	EA	Clamp - Hose - Wormgear - .22" x .62"
	007161-01-000	EA	Clamp - Hose - Spring Type - 1/2"
	000343-01-000	EA	Tie - Wire - 6"
	000306-01-000	EA	Grommet - Snap - 3/8

SEALANTS & FASTENERS GROUP (CONTINUED)

SCREWS & FASTENERS (CONTINUED)

Key	Part Number	U/M	Description
	000401-01-000	EA	Strip - Conduit - 3/4" - 1 Hole - Galvanized Steel
	010405-01-000	EA	Clamp - Cable - 9/16"
	010407-01-000	EA	Clamp - Closed - 5/8" ID
	010407-03-000	EA	Clamp - Closed - 1 ID - Cushioned
	010408-01-000	EA	Clamp - Closed - 3/8" ID
	010004-01-000	EA	Brace - Cabinet - Angled Metal - 2.5"
	003000-01-000	EA	Clamp - Wire Lash - Equal 5/8" Dia.
	004004-01-000	EA	Plug - Brass - 3/8"
	007721-01-000	EA	Screw - Flat Head - Tapping - 1/4 x 1 1/4 LG - Zn
	000571-01-000	EA	Screw - Machine - 8 - 32 x 3 5/16 - Zn
	075148-02-000	EA	Clamp - Grounding - Bronze Screws
	079008-01-000	EA	Screw - Machine - 10 - 32 x .58 PTH - Zn
	040405-04-000	EA	Screw - 10 - 16 x 1 PTH w/Washer - Beige
	070700-01-000	EA	Screw - 8 - 20 x 1 1/4 PPH - Black
	003720-04-000	EA	Rivet - 10 - 32 UNF - .010 - .000

SEALANTS & ADHESIVES

Key	Part Number	U/M	Description
	004020-01-000	QT	Adhesive - ABS Cement (Plastic Fittings)
	004005-02-000	GL	Adhesive - Swifts - Glue (Sidewalls)
	053700-07-000	EA	Bedding Compound - Tube - Beige (Exterior)
	053700-06-000	EA	Bedding Compound - Tube - Clear (Window)
	053700-08-000	EA	Bedding Compound - Tube - Gray (Exterior)
	102352-01-000	EA	Bedding Compound - Tube - Black (Luggage Compartment)
	053700-02-000	EA	Bedding Compound - Tube - Off White (Exterior)
	002320-02-000	EA	Block - Rubber Spacer (Windshield)
	077907-01-000	EA	Sealant - Acrylic Latex - Tube - Off White (Interior Sealant)
	034552-04-000	EA	Sealant - Silicone - Beige
	034552-02-000	EA	Sealant - Silicone - Clear
	034552-07-000	EA	Sealant - Silicone - Dark Gray
	034552-08-000	EA	Sealant - Silicone - Off White
	030518-01-000	EA	Sealant Silicone - Black
	000040-01-000	FT	Sealer Ribbon - .25" Bead x 20'
	000040-02-000	FT	Sealer Ribbon - .5" x .125" x 30'
	000040-03-000	FT	Sealer Ribbon - .75" x .125" x 30'
	000040-00-000	FT	Sealer Ribbon - 1/32" x 2.5" x 30'
	000040-06-000	FT	Sealer Ribbon - 5/16" Bead x 15'
	000040-07-000	FT	Sealer Ribbon - 2" x 3/32" x 30'
	000040-10-000	FT	Sealer Ribbon - 1/32" x 1.5" x 100'
	002707-02-000	FT	Sealer Tape - 5/16" x 1/2"
	074497-14-700	EA	Sealer - Stain (Ceiling)
	102353-01-700	EA	Seam Sealer - Tube - Gray (Roof Seams)
	004401-01-000	EA	Seam Sealer - Tube - Clear (Cap to Sidewall)
	102353-01-700	EA	Seam Sealer - Tube - Aluminum (Roof)
	003042-01-000	FT	Tape - Adhesive - .10mm x 1.5" Wide
	000000-01-000	EA	Tape - Butyl - .31" x .31" x 148" (Windshield)
	070322-01-000	FT	Tape - Foam - Double Coated - .025 x .75 x 72' (Fiberglass Sidewall Seams)
	070322-02-000	FT	Tape - Foam - Double Coated - .045 x 1" (Fiberglass Sidewall Seams)
	100020-01-000	FT	Tape - Foam - Double Coated - .031 x .75 x 72' (Non-Structural Fastening)
	000200-01-000	EA	Tape - Furnace - 1.5"
	002022-01-000	FT	Weather Stripping (Roof Vent)
	001377-01-700	EA	Adhesive - Cyanoacrylate - 10GM

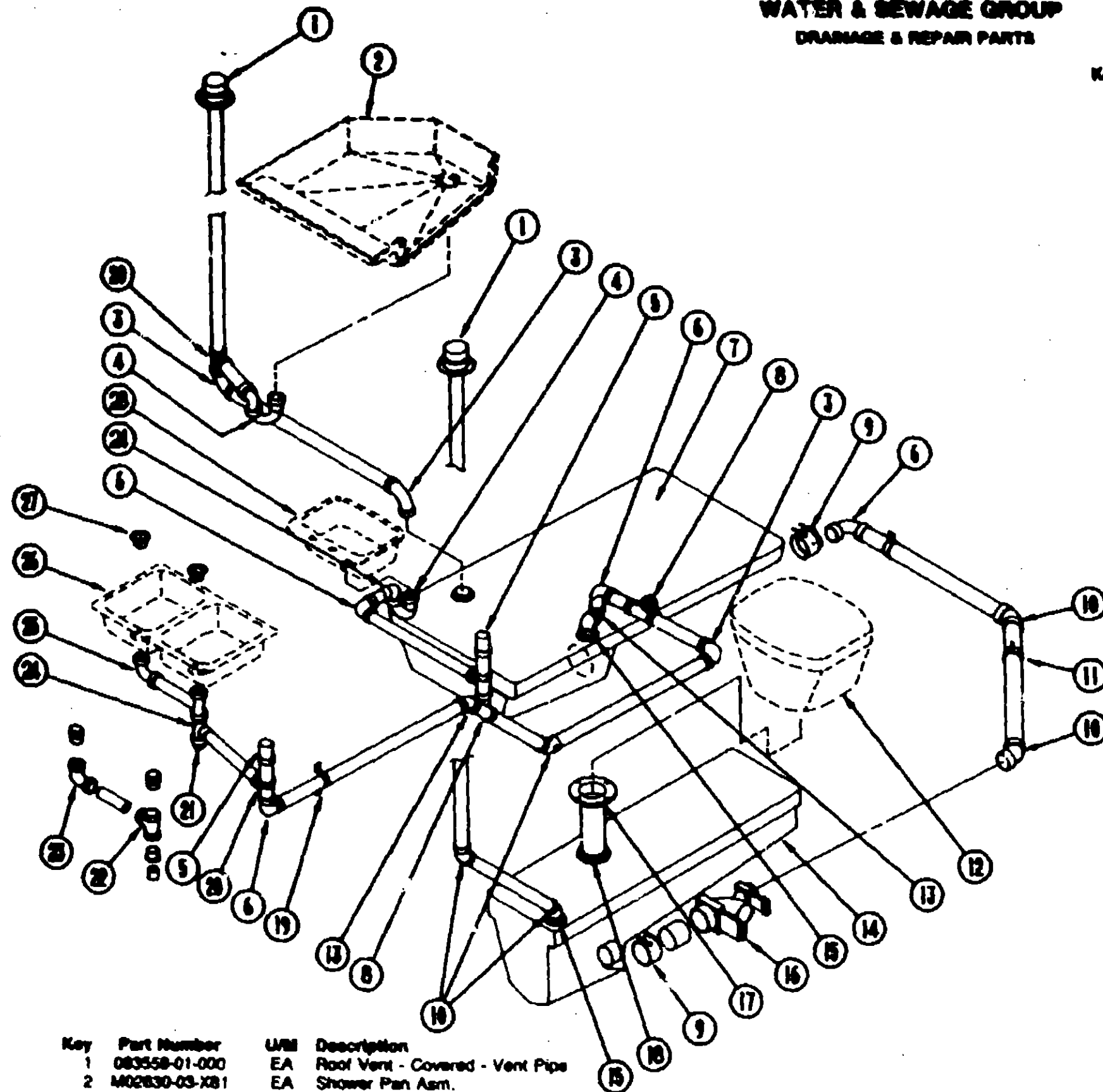
1990 ITASCA
TABLE OF CONTENTS

INTRODUCTION	A-01 - A-02
ABBREVIATIONS	A-03
ALPHABETICAL/GROUP REFERENCE	A-04 - A-08
IF327RT	A-07 - D-10
IF327RB	D-17 - G-10
IC/FS21RG	G-11 - J-14

1990 IF327RT INDEX

Floor Plan	A-07 - A-08
Accessories Group	A-09 - A-12
Bath Group	A-13 - A-14
Bedroom Group	A-15 - A-18
Chassis Group	A-19 - A-22
Curain, Cushion & Pad Group	A-23 - B-00
Dinette Group	B-00 - B-10
Driver's Compartment Group	B-11 - B-14
Electrical Group	B-15 - B-17
Exterior Body Group	B-18 - B-22
Galley Group	B-23 - C-02
Heating & Air Conditioning Group	C-03 - C-04
Interior Finish Group	C-05 - C-07
Labels Group	C-08 - C-14
LP Group	C-15
Lounge Group	C-16
Sealants & Fasteners Group	C-17 - C-18
Water & Sewage Group	C-19 - C-21
Window, Vent & Exterior Door Group	C-22 - D-10

WATER & SEWAGE GROUP **DRAINAGE & REPAIR PARTS**



Key	Part Number	U/M	Description
1	083558-01-000	EA	Roof Vent - Covered - Vent Pipe
2	M02630-03-X81	EA	Shower Pan Arm.
	088440-01-000	EA	Strainer - Shower Drain
	088435-01-000	EA	Nut Strainer
	088735-01-000	EA	Washer - Tailpiece - 1.5" - Plastic
	011088-02-000	EA	Tailpiece - 1 1/2" x 1 1/4" x 4" - Plastic
	088438-01-000	EA	Slip Nut - 1.5" - Tailpiece
	011048-02-000	EA	Shower Header w/60" Hose (US)
	011048-05-000	EA	Shower Header w/60" Hose (CSA)
	075241-05-000	EA	Faucet - Shower - Bone
	075241-04-000	EA	Faucet - Shower - Brass

Key	Part Number	U/M	Description
3	010008-01-000	EA	Elbow - Plastic - 1/4 BD x 1 1/2" x 90° - Left
4	011088-03-000	EA	P-Trap - Plastic - 1 1/4" x 1 1/2" (US)
4	011088-02-000	EA	P-Trap - Plastic - 1 1/4" (CSA)
5	078888-01-000	EA	Vent - Mechanical - Trap Arm.
6	083761-01-000	EA	Elbow - Plastic - 1/4 BD x 1 1/2" x 90°
7	081804-01-000	EA	Tank Arm. - Holding - 33 Gallon
8	010073-01-000	EA	Wye - Plastic - 1 1/2" x 45° H x H
	010188-01-000	EA	Plug - Plastic - 1 1/4" (US)
	010188-02-000	EA	Plug - Plastic - 1 1/4" (CSA)
	010122-01-000	EA	Bushing - Plastic - Red - 1 1/2" S x 1 1/4" T
9	078408-01-000	EA	Coupler - Rubber - 3" x 3"
	082422-01-000	EA	Adapter - Offset Reducer - 3" x 1/2"
10	010008-01-000	EA	Elbow - Plastic - 1/8 BD x 1 1/2" x 45° H x H
11	058134-02-000	EA	Holder - Ring
12	067487-01-000	EA	Toilet - Aqua Magic IV - Low
	063740-01-718	EA	Seat & Cover
	063740-01-706	EA	Bolt Package - Closet
	063740-01-700	EA	Lever - Water
	063740-01-701	EA	Lever - Flush
	063740-01-707	EA	Seal - Closet Flange
	063740-01-710	EA	Link
	063740-01-711	EA	Spring - Return Lever
	063740-01-713	EA	Seal - Ball Valve to Bowl
	063740-01-714	EA	Valve Arm. - Water
	063740-01-717	EA	Flush Tube
	067487-01-700	EA	C.L.F.L. - Seal & Bolt
	067487-01-701	EA	Water Saver Package
13	010051-01-000	EA	Elbow - ST - Plastic - 1/8 BD x 1 1/2" x 45°
14	063041-01-000	EA	Tank - Holding - 26.5 Gallons w/o Fittings
15	081807-01-000	EA	Grommet - Holding Tank - 1 1/2" NPS
16	070916-01-000	EA	Valve - Dual - 3" x 1.5"
	070916-01-700	EA	Valve - 3"
	070916-01-701	EA	Valve - 1.5"
	062418-01-000	EA	Adapter - Hose - 3"
	062415-01-000	EA	Sewer Cap - 3"
	062415-01-700	EA	String - Sewer Cap
	010201-01-000	EA	Sewer Hose - 3" ID
17	024676-01-000	EA	Flange - Closet Rod - 4" x 3" (US)
17	024676-02-000	EA	Flange - Closet Rod - 4" x 3" (CSA)
18	081807-02-000	EA	Grommet - Holding Tank - 3" NPS
19	008408-01-000	EA	Strap - Conduit - 2 in 2 Hole
20	010079-01-000	EA	Tee - Plastic - Red - 1 1/2" H x 1 1/2" H x 1 1/4" H
21	011088-03-000	EA	P-Trap - 1 1/4" x 1 1/2" (US)
21	053335-01-000	EA	P-Trap - Plastic - 1 1/4" H x H w/Union (CSA)
22	010071-01-000	EA	Tee - Plastic - 1 1/2" H x H x H (CSA)
23	037101-02-000	EA	Elbow - Plastic - 1/4 BD Vent 1 1/2" H (CSA)
24	010000-01-000	EA	Elbow - Plastic - 1/8 BD x 1 1/4" x 45° H x H
25	011081-02-000	EA	Continuous Waste - Double Sink (US)
26	088815-01-000	EA	Sink - Stainless Steel - Double w/Mounting Hardware
26	088854-01-000	EA	Sink - Stainless Steel - Double w/Mounting Hardware
	011053-04-000	EA	Faucet - Swing Spout - 8" - Galley
27	088437-01-000	EA	Strainer w/Basket - Sink
	066437-01-700	EA	Basket Only
28	090927-01-01A	EA	Sink - Lavatory - Rectangular
	090927-01-700	EA	Sink - Strainer
	090927-01-701	EA	Tailpiece
	075240-06-000	EA	Faucet - Lavatory - Bone
	075240-05-000	EA	Faucet - Lavatory - Brass
	091253-01-000	EA	Gasket - Lavatory Faucet

These parts were used from 1/2/90 on.

1990 ITASCA **TABLE OF CONTENTS**

INTRODUCTION	A-01 - A-02
ABBREVIATIONS	A-03
ALPHABETICAL/GROUP REFERENCE	A-04 - A-06
IF327RT	A-07 - D-16
IF327RB	D-17 - G-10
ICF321RG	G-11 - J-14

1990 IF327HT INDEX

Floor Plan	A-07 - A-08
Accessories Group	A-09 - A-12
Bath Group	A-13 - A-14
Bedroom Group	A-15 - A-18
Chassis Group	A-19 - A-22
Curtain, Cushion & Pad Group	A-23 - B-06
Dinette Group	B-09 - B-10
Driver's Compartment Group	B-11 - B-14
Electrical Group	B-15 - B-17
Exterior Body Group	B-18 - B-22
Galley Group	B-23 - C-02
Heating & Air Conditioning Group	C-03 - C-04
Interior Finish Group	C-05 - C-07
Letsels Group	C-08 - C-14
LP Group	C-15
Lounge Group	C-16
Sealants & Fasteners Group	C-17 - C-18
Water & Sewage Group	C-19 - C-21
Window, Vent & Exterior Door Group	C-22 - D-16

WATER & SEWAGE GROUP (CONTINUED)

WATER LINES & HARDWARE

Key	Part Number	U/M	Description
	044827-01-000	EA	Adapter - Plastic - 1 1/4" MPT x 1 1/4" Bar (Water Tank)
	079917-01-000	EA	Adapter - Solvot - .5 Tube x .5 FPT
	082864-01-000	EA	Adapter - Koss Cone - 3/8" or 1/2" - Plastic
	083322-02-000	EA	Cap - Brass - 1/2" Flare
	083889-02-000	EA	Connector - Plastic - 1/2" F x 1/2" MPT
	083939-03-000	EA	Connector - 1/2" x 3/8 MPT - Plastic
	010219-01-000	EA	Elbow - Plastic - 1 1/3" MPT x 1 1/4" Barb
	085120-01-000	EA	Elbow - Plastic - Solvot - 1/2" FPT x 1/2" Flare - Gray
	038638-01-000	EA	Elbow - Plastic - 3/8 MPT x 3/8" BARB
	070884-01-000	EA	Elbow - Solvot - 1/2" MPT x 1/2" FPT - Gray
	075240-08-000	EA	Faucet - Lavatory - Bone
	011053-04-070	EA	Faucet - Swing Spout - Galley - 8"
	081253-01-000	EA	Gasket - Faucet
	075241-05-000	EA	Faucet - Shower - Bone
	077954-02-000	EA	Filter/Screen (In Water Tank)
	052961-02-000	EA	Header - 1/2 MPT - 1/2 F x 1/2 F x 1/2 F - Plastic
	052962-01-000	EA	Nut - Plastic - 1/2" F
	052953-01-000	EA	Nut - Faucet - 1/2" Tube x 1/2" FPT
	048032-01-000	EA	Patch - Spinweld - Plastic - 3/8"
	045729-01-000	EA	Pump - Water - 2.8 GPM - Direct Flow (US)
	045729-02-000	EA	Pump - Water - 2.8 GPM - Direct Flow (CSA)
	045729-01-701	EA	Baseplate Kit
	045729-01-702	EA	Diaphragm Kit
	045729-01-703	EA	Valve Arm. Kit
	045729-01-704	EA	Upper Housing
	045729-01-705	EA	Switch Cap Kit w/Switch
	045729-01-706	EA	Pumphead
	088807-01-000	EA	Pump - Water - 2.8 GPM - Direct Flow (US)
	088807-02-000	EA	Pump - Water - 2.8 GPM - Direct Flow (CSA)
	088807-01-707	EA	Motor/Backplate - Replacement
	088807-01-701	EA	Drive Arm.
	088807-01-702	EA	Diaphragm Kit
	088807-01-703	EA	Valve Arm.
	088807-01-704	EA	Upper Housing
	088807-01-706	EA	Switch Arm. - Complete
	088807-01-700	EA	Pumphead - Replacement
	088807-01-705	EA	Check - Valve Kit
	081208-01-000	EA	Rubber Washer - .06 x .75 x .50
	011048-02-000	EA	Shower Head - w/80" Hose
	042989-03-000	EA	Spinweld Fitting - Plastic - 1/4" NPT
	042989-05-000	EA	Spinweld Fitting - Plastic - 1/2" FPT
	042989-04-000	EA	Spinweld Fitting - Plastic - 3/8" FPT
	052955-01-000	EA	Tee - Plastic - 1/2" F x 1/2" F x 1/2" MPT
	052956-01-000	EA	Tee - Plastic - 1/2 F x 1/2 MPT x 1/2 F
	052958-01-000	EA	Tee - Plastic - 1/2" F x 1/2" F x 1/2" F
	074463-01-000	EA	Tee - 4 Way - Plastic - 1/2" Flare - Gray
	038800-01-000	FT	Tubing - Polybutyl - 1/2" OD x 20' (Water Line)
	079391-01-000	FT	Tubing - Flex/Smooth - 1.25 ID (Water Tank)
	074462-02-000	FT	Tubing - Vinyl - 3/8" ID
	052960-01-000	EA	Valve - Line Drain - 1/2" F x 1/2" F
	084214-01-000	EA	Water Tank - 31 Gal. w/o Fittings
	084214-05-000	EA	Water Tank - 31 Gal. w/Fittings - 24" x 12.75" x 30"
	051391-02-000	EA	Water Heater - Atwood - G4-SM
	051391-03-000	EA	Water Heater - w/o Motoraid - Electronic Tune - Atwood - G6A-3E
	051393-01-000	EA	Water Heater - w/Motoraid - Direct Ignition - Atwood - GH6-3E
	The illustrated parts breakdown for this item is provided on the Common Items Fiche.		
	These parts were used from 9/18/89 on.		

WINDOWS, VENTS & EXTERIOR DOORS

POWERED ROOF VENT

Key	Part Number	U/M	Description
	080384-01-Y12	EA	Vent Arm. - Roof - Powered - w/o Screen (USA)
	008440-01-000	EA	L/R Mechanism
	008439-03-000	EA	Extension
	008439-04-000	EA	Screw
	008439-02-000	EA	Knob - Roof Vent - Black
	048849-01-000	EA	Fan - Plastic - 6"
	008195-01-000	EA	Switch - Push Button - 12 Volt
	015911-01-000	EA	Track - Slide - Roof Vent
	002825-01-000	EA	Weatherstrip Seal
	048848-01-000	EA	Motor - 12 Volt
	051394-01-000	EA	Cover Arm. - Roof Vent
	052639-01-200	EA	Hinge - 7" - Roof Vent
	078786-01-Y12	EA	Screen Arm. - Roof Vent - Powered
	002291-02-000	SF	Screen - Window - 16" - Charcoal
	002298-02-000	FT	Spline - Charcoal
	081803-01-000	EA	Grommet - Snap - 3/16" ID - 3/8" Hole - Black Plastic
	084469-08-000	EA	Vent Arm. - Roof Powered - w/o Screen (CSA)
	The illustrated parts breakdown of this item is provided on the Common Items Fiche.		

NON-POWERED VENT

Key	Part Number	U/M	Description
	080385-01-Y12	EA	Vent Arm. - Roof - Non-Powered - w/o Screen
	008440-01-000	EA	L/R Mechanism Arm.
	008439-03-000	EA	Extension
	008439-04-000	EA	Screw
	008439-02-000	EA	Knob - Roof Vent - Black
	015911-01-000	EA	Track - Slide - Roof Vent
	002825-01-000	EA	Weatherstrip Seal
	055218-01-000	EA	Cover Arm. - Roof Vent
	052639-01-200	EA	Hinge - 7" - Roof Vent
	078786-01-Y12	EA	Screen Arm. - Charcoal
	002291-02-000	SF	Screen - Window - 16" - Charcoal
	002298-02-000	FT	Spline - Charcoal

VENTS & SHROUDS

Key	Part Number	U/M	Description
	083558-01-000	EA	Vent - Plumbing Pipe - Roof w/Cover - Beige
	084073-03-000	EA	Vent - Refrigerator Roof - Off White
	084073-04-000	EA	Base - Roof Vent - Norcold Refrigerator - Black
	084878-09-000	EA	Vent - Range Hood - Short - LVS
	083752-01-000	EA	Shroud Arm. - Range

**1990 ITARCA
TABLE OF CONTENTS**

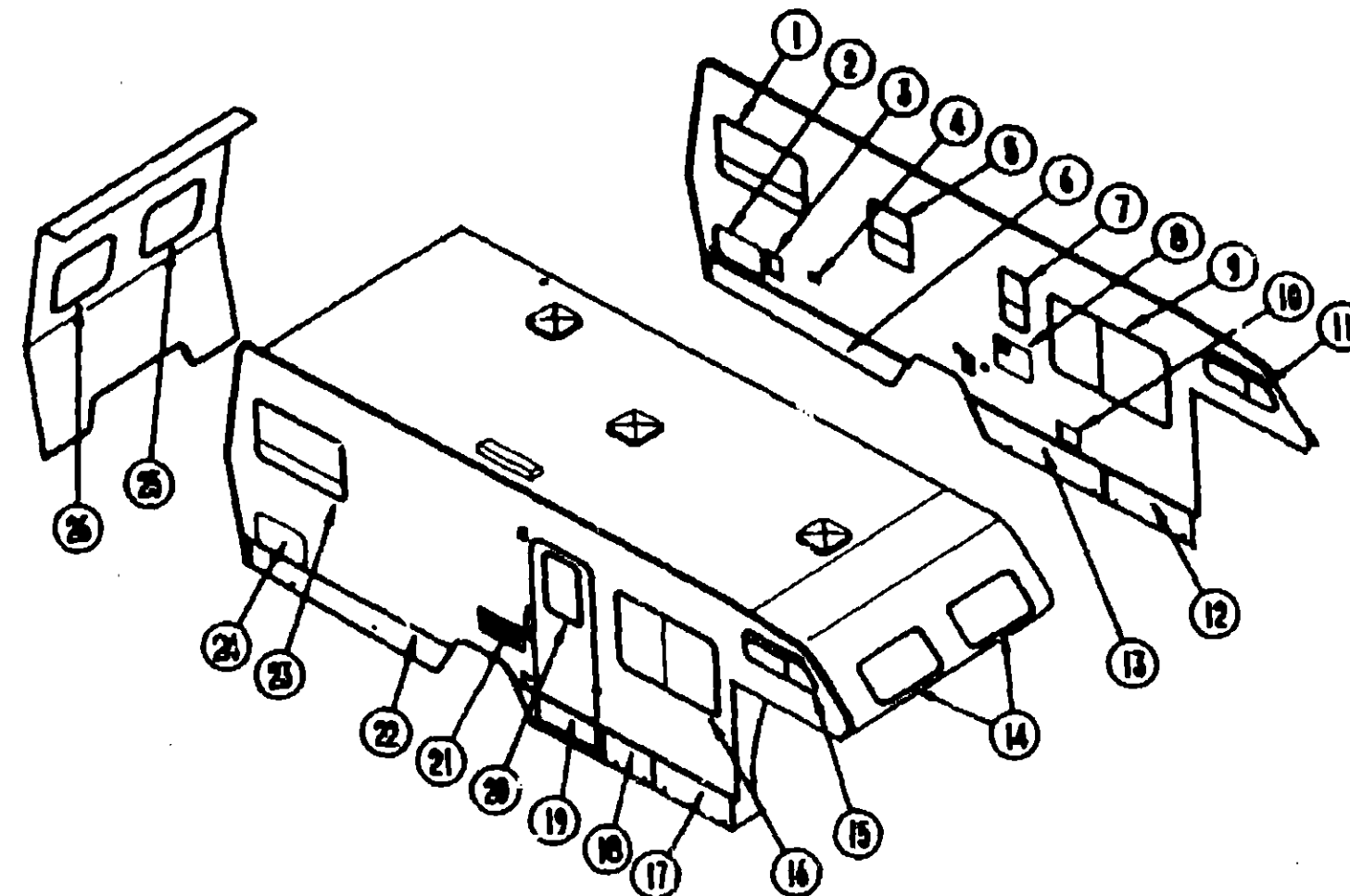
INTRODUCTION	A-01 - A-02
ABBREVIATIONS	A-03
ALPHABETICAL/GROUP REFERENCE	A-04 - A-78
IF327RT	A-07 - D-16
IF327RB	D-17 - G-10
IC/F321RG	G-11 - J-14

1990 IF327RT INDEX

Floor Plan	A-07 - A-08
Accessories Group	A-09 - A-12
Bath Group	A-13 - A-14
Bedroom Group	A-15 - A-18
Chassis Group	A-19 - A-22
Curtain, Cushion & Pad Group	A-23 - B-06
Dinette Group	B-08 - B-10
Driver's Compartment Group	B-11 - B-14
Electrical Group	B-15 - B-17
Exterior Body Group	B-18 - B-22
Galley Group	B-23 - C-02
Heating & Air Conditioning Group	C-03 - C-04
Interior Finish Group	C-05 - C-07
Labels Group	C-08 - C-14
LP Group	C-15
Lounge Group	C-16
Sealants & Fasteners Group	C-17 - C-18
Water & Sewage Group	C-19 - C-21
Window, Vent & Exterior Door Group	C-22 - D-16

WINDOW, VENT & EXTERIOR DOOR GROUP (CONTINUED)

WINDOWS & ACCESS DOORS



1990 ITASCA TABLE OF CONTENTS

INTRODUCTION	A-01 - A-02
ABBREVIATIONS	A-03
ALPHABETICAL/GROUP REFERENCE	A-04 - A-06
IF327RT	A-07 - D-16
IF327RB	D-17 - G-10
IC/F321RG	G-11 - J-14

1990 IF327RT INDEX

Key	Part Number	U/M	Description
1	078266-10-X11	EA	Window Asm. - Single Slider - 24.3" x 41.1"
*1	092235-07-Y12	EA	Window Asm. - Tipout - 24.3" x 40.3"
2	079578-04-U28	EA	Door Asm. - Storage - 12.9" x 22.1" - Off White
3	078010-03-000	EA	Door Asm. - Fuel Fill - Off White
4	081240-03-000	EA	Door Asm. - Water Fill - Lockable - 4" x 4 5/8" - Off White
5	078453-02-U25	EA	Window Asm. - Vertical Slider
*5	098644-01-715	EA	Window Asm. - Vertical Slider - 22" x 15" (Excel)
6	096393-06-AA3	EA	Valance Asm. - Rear (Stationary)
6	096393-01-AA3	EA	Valance Asm. - Rear (Hinged)
7	079733-01-T03	EA	Window Asm. - Picture - 13" x 23"
*7	098644-01-715	EA	Window Asm. - Single Slider - 15" x 22" (Excel)
8	052009-01-000	EA	Door Asm. - Water Heater - Off White
9	078271-03-X11	EA	Window Asm. - Center Slider - 31" x 54"
*9	098647-04-700	EA	Window Asm. - Slider - 31" x 54" (Excel)
10	088794-01-000	EA	Door Asm. - Power Cord w/Hatch - Off White
11	098689-02-AA3	EA	Window Asm. - Slant Slider
*11	098646-02-700	EA	Window Asm. - Slant Slider - 12" x 36" (Excel)
12	096396-03-AA3	EA	Door Asm. - Storage/Generator - 13.7" x 39.9"
13	096396-01-AA3	EA	Door Asm. - Storage/Luggage - 13.7" x 61.6"
14	078533-06-AA3	EA	Window Asm. - Picture - 15" x 32"

Key	Part Number	U/M	Description
15	096689-01-AA3	EA	Window Asm. - Slant Slider
*15	098646-01-706	EA	Window Asm. - Slant Slider - 12" x 36" (Excel)
16	078266-09-X11	EA	Window Asm. - Single Slider - 24.3" x 41.1"
*16	098647-05-706	EA	Window Asm. - Single Slider (Excel)
17	096396-01-AA3	EA	Door Asm. - LP Compartment - 13.7" x 36.8"
18	096396-02-AA3	EA	Door Asm. - Storage - 13.7" x 23.3"
19	M01870-27-AD3	EA	Door Asm. - Entrance
19	M01870-27-AD4	EA	Door Asm. - Entrance
*19	M01870-32-AD3	EA	Door Asm. - Entrance
*19	M01870-32-AD4	EA	Door Asm. - Entrance
20	079733-07-AA8	EA	Window Asm. - Frosted Glass - 17" x 25"
21	084103-03-000	EA	Door Asm. - Refrigerator - Vented - Off White
22	096393-04-AA3	EA	Door Asm. - Valance - Rear (Hinged)
22	096393-08-AA3	EA	Valance Asm. - Rear (Stationary)
23	078266-09-X11	EA	Window Asm. - Single Slider - 24.3" x 41.1"
*23	092235-07-Y12	EA	Window Asm. - Tipout - 24.3" x 40.3"
24	079578-04-U28	EA	Door Asm. - Storage - 12.9" x 22.1" - Off White
25	079729-03-W17	EA	Window Asm. - Rear Escape - 24" x 22"
26	079729-02-T03	EA	Window Asm. - Rear Escape - 24" x 22"
†	078536-01-T03	EA	Window Asm. - Escape - 23" x 66"

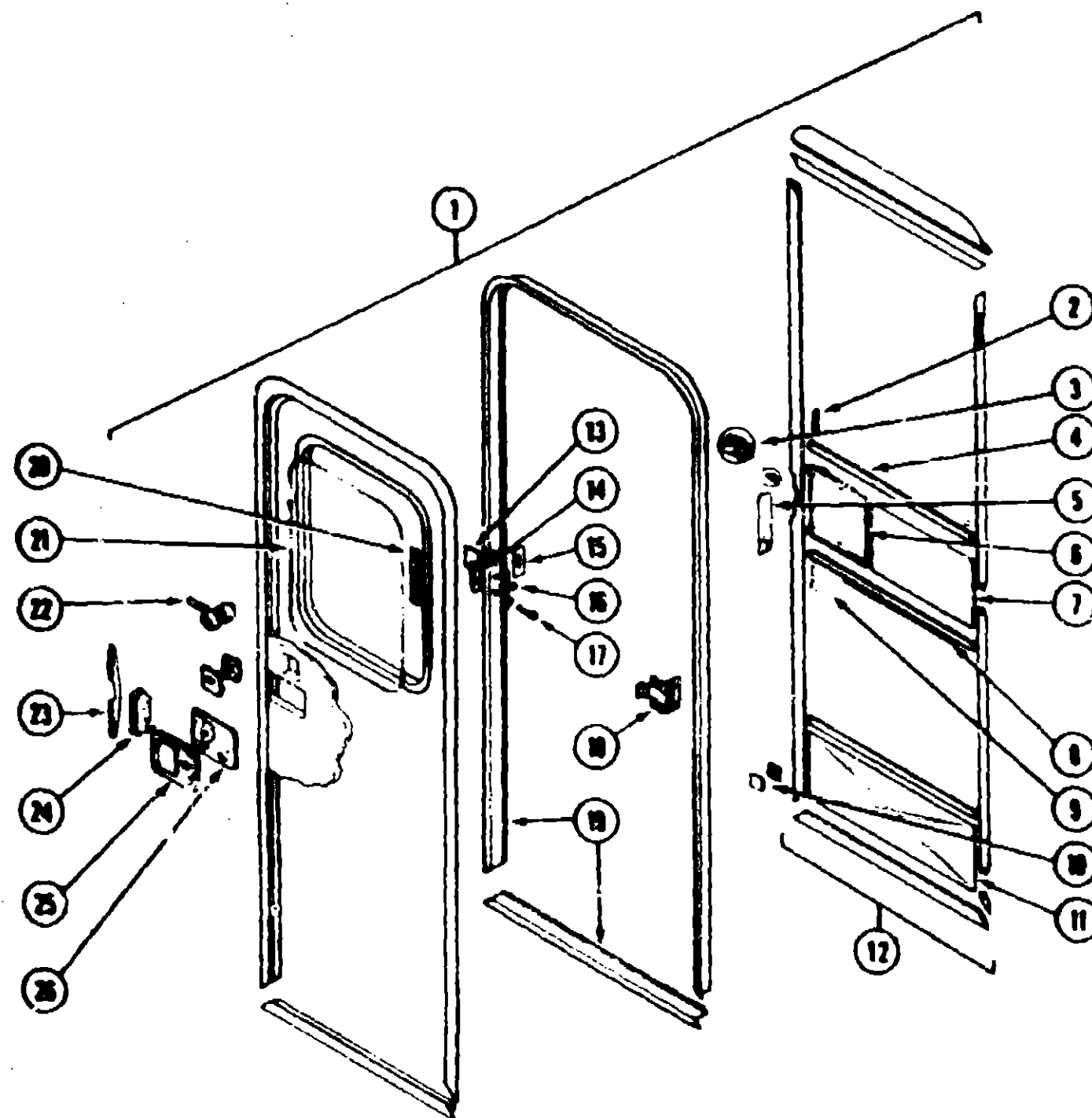
* These parts are used from 10/2/89 on.

** These parts were used from 6/13/89 on.

† These parts were used in the Double Bed (Option L46)

Floor Plan	A-07 - A-08
Accessories Group	A-09 - A-12
Bath Group	A-13 - A-14
Bedroom Group	A-15 - A-18
Chassis Group	A-19 - A-22
Curtain, Cushion & Pad Group	A-23 - B-06
Dinette Group	B-08 - B-10
Driver's Compartment Group	B-11 - B-14
Electrical Group	B-15 - B-17
Exterior Body Group	B-18 - B-22
Galley Group	B-23 - C-02
Heating & Air Conditioning Group	C-03 - C-04
Interior Finish Group	C-05 - C-07
Labels Group	C-08 - C-14
LP Group	C-15
Lounge Group	C-16
Sealants & Fasteners Group	C-17 - C-10
Water & Sewage Group	C-19 - C-21
Window, Vent & Exterior Door Group	C-22 - D-16

WINDOW, VENT & EXTERIOR DOOR GROUP (CONTINUED)



ENTRANCE DOOR

Key	Part Number	UFI	Description
1	001670-27-003	EA	Door Ass. - Entrance w/Screen Door
1	001670-27-004	EA	Door Ass. - Entrance w/Screen Door
1	001670-28-003	EA	Door Ass. - Entrance w/Screen Door
1	001670-28-004	EA	Door Ass. - Entrance w/Screen Door
	000270-01-01A	EA	Frame Ass. - Entrance Door - Off White
	000700-01-000	EA	Frame - Entrance Door - Bottom Portion
	044002-02-000	EA	Drip Cap - Top Entrance Door Jamb - Off White
	070020-11-000	EA	Garish - Radius - Entrance Door
2	000712-00-000	EA	Door Handle - Screen Door
3	000010-01-000	EA	Roller Catch - Screen Door
	000005-02-000	EA	Clip - Roller Latch Catch
	000010-01-000	EA	Catch - Elbow - Spring Loaded - Screen Door
4	070777-01-000	EA	Channel - Slide - Screen Door Center Slider Cover
5	070007-02-000	EA	Strike - Slider - Screen Door
6	070000-02-000	EA	Slider - Screen Door
7	010404-01-000	EA	Insert - Screen Door - Center - Leather Grain Aluminum
8	000204-01-000	FT	Spine - Black
9	000203-02-000	SF	Screen - Window - 20" Charcoal
10	000774-01-000	FT	Fastener - Dual Lock - 1" Wide - Hook
10	000774-02-000	FT	Fastener - Dual Lock - 1" Wide - Loop
11	070002-03-000	EA	Insert - Screen Door - Lower - Kick Panel
12	070012-01-001	EA	Screen Door Ass.
	070000-01-000	EA	Plate - Screen Door
13	077401-03-000	EA	Strike Cover - Off White
14	041540-03-000	EA	Angle Bracket
15	001007-01-000	EA	Seal - Lock - Flat w/Str
16	000000-01-000	EA	Plug - Tapered Plastic - Red
17	000000-01-000	EA	Strike
18	070001-05-000	EA	Hinge - Entrance Door - Unpainted
18	007724-01-00A	EA	Hinge - Entrance Door - Off White
19	000277-02-01A	EA	Door Jamb - Entrance Door
	001040-01-000	EA	Jamb Bottom - Entry Door
	070007-01-000	EA	Striker - Roller Catch - Welded to Door Jamb
	000270-01-01A	EA	Jamb Door - Entrance - Unpainted
20	000210-02-000	FT	Exterior Spine - Glass - .19" - Black Vinyl
20	007001-01-000	FT	Exterior Spine - Glass - .5" - Black Vinyl
21	002101-07-000	EA	Glass - Picture Window - Frosted
	070720-07-AA0	EA	Window Ass. - Picture - 17" x 25" - Frosted Glass (w/o inside frame)
	007000-03-000	EA	Inside Frame - Beige (not included in assembly)
	007000-27-000	EA	Inside Frame - Black (not included in assembly)
22	000200-01-701	EA	Dashbolt Ass. - Black - w/Screen
	000200-01-700	EA	Key - Lark
23	000173-01-00A	EA	Stiffener - Entrance Door
24	000040-01-000	EA	Latch Ass. - Entrance Door
25	040017-10-000	EA	Latch Ass. - Plate - Black
26	000070-03-000	EA	Cover Ass. - Latch Plate - Black
	000730-01-000	EA	Dashbolt - "J" Shaped - Latch Ass.
	000004-01-000	EA	Cap - Black Vinyl - Lock Grip
	000740-01-000	EA	Plug - 1" Dia. Cap
	070073-01-000	FT	Seal - Pile - Adhesive Back
	100120-01-000	FT	Seal - Pile - Adhesive Back - Gray
	070071-01-000	FT	Seal - Sponge - Lazy T Shaped
	000740-01-000	EA	Plug - 1" Dia. Cap
	000720-04-000	EA	Rivet - 10 - 32 UNF - .010 - .000
	070003-01-000	EA	Nutsert - M5 x 0.8

* These are the parts used from 10/2/80 on.

** These are the parts used from 2/3/80 on.

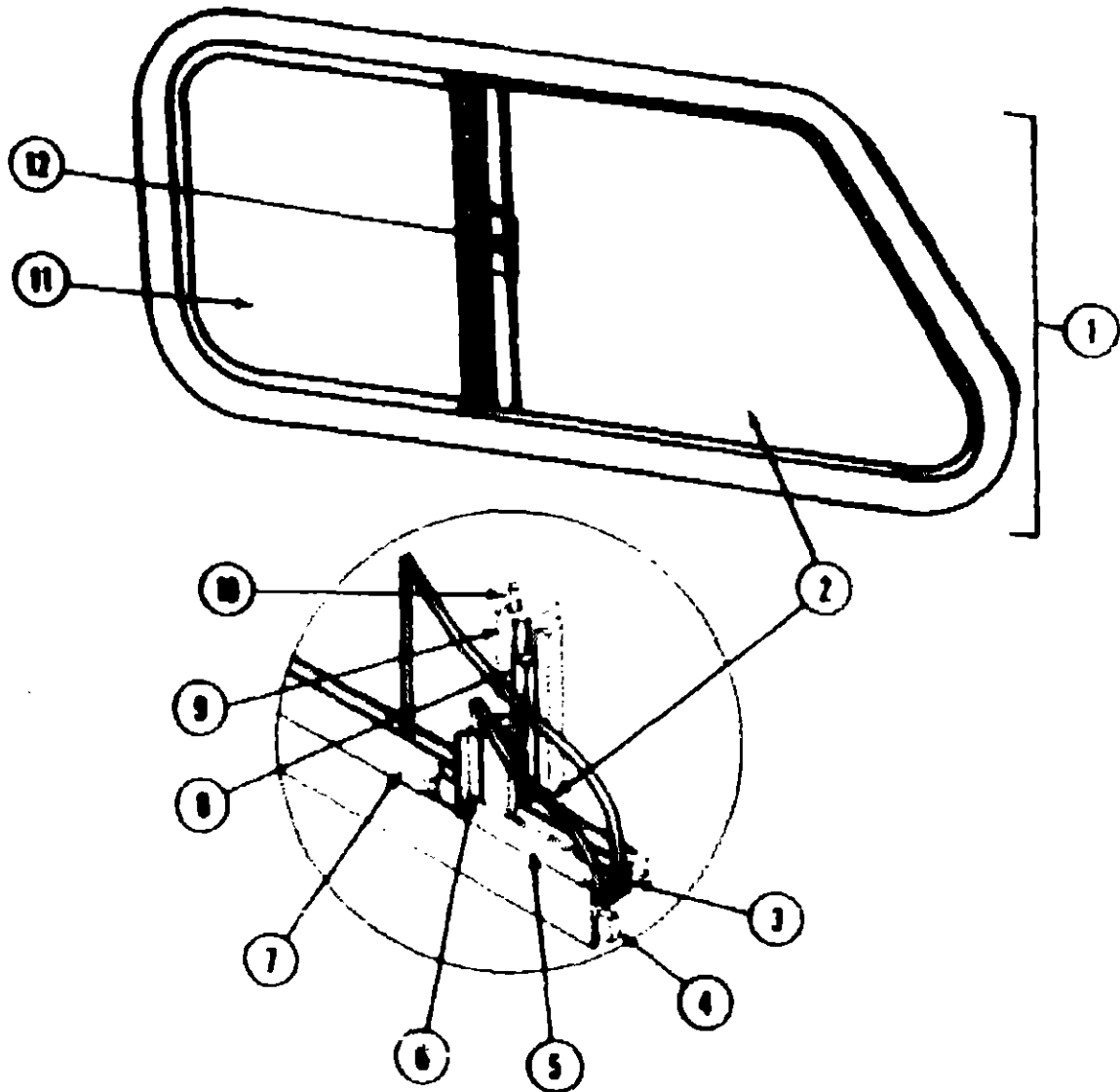
† These are the parts used from 1/8/80 on.

1980 ITASCA TABLE OF CONTENTS

INTRODUCTION	A-01 - A-02
ABBREVIATIONS	A-03
ALPHABETICAL GROUP REFERENCE	A-04 - A-06
IF327RT	A-07 - D-16
IF327RB	D-17 - G-10
ICF321RG	G-11 - J-14

1980 IF327RT INDEX

Floor Plan	A-07 - A-08
Accessories Group	A-09 - A-12
Bath Group	A-13 - A-14
Bedroom Group	A-15 - A-16
Chestnut Group	A-19 - A-22
Curtain, Cushion & Pad Group	A-23 - B-00
Divette Group	B-00 - B-10
Driver's Compartment Group	B-11 - B-14
Electrical Group	B-15 - B-17
Exterior Body Group	B-18 - B-22
Galley Group	B-23 - C-02
Heating & Air Conditioning Group	C-03 - C-04
Interior Finish Group	C-05 - C-07
Letside Group	C-08 - C-14
LP Group	C-15
Lounge Group	C-16
Sealants & Fasteners Group	C-17 - C-18
Water & Sewage Group	C-19 - C-21
Window, Vent & Exterior Door Group	C-22 - D-16



FRONT BUNK SLANT SLIDER WINDOW

Key	Part Number	UOM	Description
1	000000-01-AA3	EA	Window Arm - Bunk Slider - Passenger (info inside frame)
	000001-01-01A	EA	Inside Frame - Barge (not included in assembly)
1	000000-02-AA3	EA	Window Arm - Bunk Slider - Driver (info inside frame)
	000001-02-01A	EA	Inside Frame - Barge (not included in assembly)
2	001000-02-000	EA	Glass - 1/8" x 11.98" x 27.08"
3	002300-02-000	FT	Channel - Weatherstrip
	002300-01-000	EA	Black - Window - 1/8" x 3/16" x 1"
4	000000-00-000	FT	Spacer Ribbed - 5/16" x 25
5	002300-02-000	FT	Spline - 1/8" - Glass - Black
6	000000-03-001	EA	Extr. - Glass Holder - 102" - Black
7	004000-00-000	FT	Seal - Extension Glass to Frame - Black
8	073700-01-000	FT	Seal - Fen - 46" Pile Height - Gray
	000000-00-107	EA	Screw - SF/DPI - 6 - 20 x 1 PPH - Black
9	000000-00-001	EA	Extr - Mulkon - 102" - Black
10	002300-02-000	FT	Spline - Charcoal - .120" Dia (Screen)
	002301-02-000	SF	Screening - Window - 16" - Black
	003300-01-000	EA	Pad - Felt - 3/8" Dia - Brown
11	001000-13-000	EA	Glass - Sliding - 32" x 11.98" x 15.75"
12	047300-01-700	EA	Latch Kit - Window - Plastic
	001377-01-700	EA	Adhesive - Cyanoacrylate - 10 Gram Tube

BUNK SLANT SLIDER WINDOW

Key	Part Number	UOM	Description
	000000-00-700	EA	Window - Slant Slider - Driver (info inside frame)
	000000-00-701	EA	Inside Frame - Driver (not included in assembly)
	000000-01-700	EA	Window - Slant Slider - Passenger (info inside frame)
	000000-01-701	EA	Inside Frame - Passenger (not included in assembly)
	000000-01-702	EA	Glass - Sliding Bush & Lock
	000000-01-703	EA	Latch Repair Kit
	000000-01-710	EA	Filter Plug
	000000-01-705	FT	Glazing Strip
	000000-01-708	FT	Channel - Floor Pan
	000000-01-709	EA	Glass - Stationary - 22.16" x 10.77"
	000000-01-700	EA	Spacer Track
	000000-01-704	EA	Screen - Window w/Spring & Weatherstrip
	000000-01-701	EA	Spline Plate - Window
	000000-01-702	EA	Screw - Spline - 00 - 32 x 1/4 Pan Head
	000000-01-700	EA	Screw - Locking Rail - 00 x 1.5" - Black
	000000-01-700	FT	Weatherstripping
	000000-01-701	EA	Rail - Locking w/Weatherstrip
	000000-01-711	FT	Weatherstrip - Screen - Black
	000000-01-713	EA	Spring - Screen Frame - Black Plastic

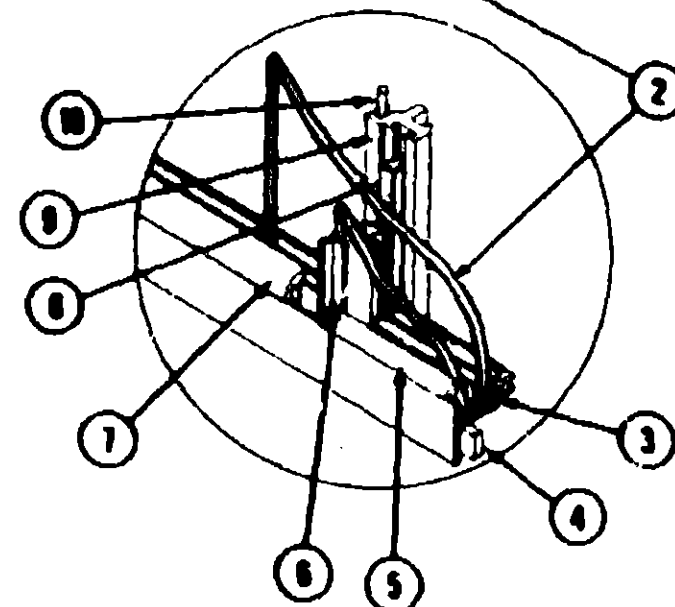
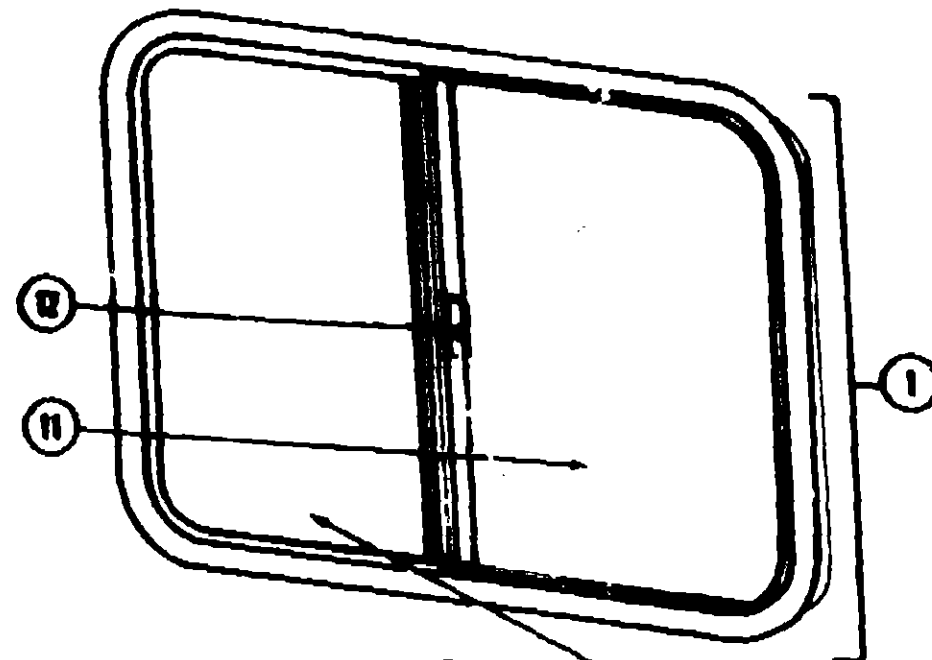
1990 ITASCA
TABLE OF CONTENTS

INTRODUCTION	A-01 - A-02
ABBREVIATIONS	A-03
ALPHABETICAL/GROUP REFERENCE	A-04 - A-05
IF327RT	A-07 - D-10
IF327RS	D-17 - G-10
ICP321PG	G-11 - J-14

1990 IF327RT INDEX

Floor Plan	A-07 - A-08
Accessories Group	A-09 - A-12
Bath Group	A-13 - A-14
Bedroom Group	A-15 - A-16
Chassis Group	A-19 - A-22
Carpet, Cushion & Pad Group	A-23 - B-00
Driver's Group	B-00 - B-10
Driver's Compartment Group	B-11 - B-14
Electrical Group	B-15 - B-17
Exterior Body Group	B-18 - B-22
Galley Group	B-23 - C-02
Heating & Air Conditioning Group	C-03 - C-04
Interior Finish Group	C-05 - C-07
Lights Group	C-08 - C-14
LP Group	C-15
Lounge Group	C-16
Seating & Fasteners Group	C-17 - C-18
Wet v & Sewage Group	C-19 - C-21
Window, Vent & Exterior Door Group	C-22 - D-16

WINDOW, VENT & EXTERIOR DOOR GROUP (CONTINUED)



LOUNGE/BEDROOM SINGLE SLIDER

Key	Part Number	U/M	Description
1	070004-10-X11	EA	Window Arm - Single Slider - 24.3" x 41.1" (w/o inside frame)
1	070004-00-X11	EA	Window Arm - Single Slider - 24.3" x 41.1" (w/o inside frame)
	003122-04-000	EA	Inside Frame - Beige (not included in assembly)
2	001000-00-000	EA	Glass - Sliding - 1/8" x 24" x 20"
3	002304-00-000	FT	Channel - Weatherstrip - Glass Run - 1/8" Glass
4	000440-00-000	FT	Ribbon Sealer - 5/16" Bead x 15'
5	002300-00-000	FT	Spline - Glass - 1/8" Material - Black
6	000070-00-000	EA	Seal Holder w/Fin Seal - Black
7	000000-00-001	FT	Ext. Rubber - Window Seal - Black
8	373740-01-000	FT	Seal - Fin - Pile - .400"
9	004170-01-000	EA	Mulion - Slider Window - Black
10	000000-00-000	FT	Spline - .130" Dia. - Charcoal (Screen)
11	001004-00-000	EA	Glass - Stationary - 1/8" x 24" x 22.5"
12	047300-01-700	EA	Latch Kit - Window - Plastic w/Fastener
	070004-01-000	EA	Bracket - Mulion - Black
	002300-00-000	SF	Screen - Window 20" - Charcoal
	002300-01-000	EA	Black - Window - 1/8" x 3/16" x 1"
	002300-01-000	EA	Pad - Felt - 3/8" Dia. - Brown
	024000-00-000	FT	Seal - Exterior Glass to Frame - Black

WINDOW, VENT & EXTERIOR DOOR GROUP (CONTINUED)

LOUNGE SINGLE SLIDER WINDOW (EXCEL)

Key	Part Number	U/M	Description
	000047-05-700	EA	Window - Single Slider (w/o inside frame)
	000047-05-700	EA	Inside Frame (not included in assembly)
	000044-01-701	EA	Splice Plate - Window
	000044-01-702	EA	Screw - Splice
	000044-01-703	EA	Screw - Locking Rail
	000047-05-700	EA	Glass - Stationary - 19.3" x 22.7"
	000044-01-705	FT	Glazing Strip
	000044-01-700	FT	Weatherstripping
	000047-05-701	EA	Rail - Locking w/Weatherstrip
	000044-01-700	FT	Channel - Placed Run
	000044-01-700	EA	Latch - Repair Kit
	000047-05-702	EA	Seal Arm. w/Sliding Glass & Latch
	000044-01-710	FT	Track - Screen Spacer (12" Length)
	000047-05-704	EA	Screen Arm. - w/Spring & Weatherstrip
	000044-01-711	FT	Weatherstrip - Screen - Black
	000047-05-703	EA	Screen w/Weatherstrip & Frame Spring (Clip)
	000044-01-713	EA	Spring - Screen Frame (Clip) - Plastic - Black
	070044-01-716	FT	Plug - Filler

DINETTE SINGLE SLIDING WINDOW (EXCEL)

Key	Part Number	U/M	Description
	000047-04-700	EA	Window Arm - Single Slider (w/o inside frame)
	000047-03-705	EA	Inside Frame (not included in assembly)
	000044-01-701	EA	Splice Plate - Window
	000044-01-702	EA	Screw - Splice - #6 - 32 x 1/4" Pan Head
	000044-01-703	EA	Screw - Locking Rail - #6 x 15 Pro-Head Recess - Black
	000047-03-700	EA	Glass - Stationary - 28.03" x 28.77"
	000044-01-700	FT	Weatherstrip
	000047-03-701	EA	Locking Rail w/Weatherstrip
	000044-01-700	FT	Channel - Placed Run
	000044-01-705	FT	Glazing Strip
	000044-01-700	EA	Latch - Repair Kit
	000047-03-702	EA	Seal Arm.
	000047-03-703	EA	Spacer - Track
	000047-03-704	EA	Screen Arm. - w/Spring & Weatherstrip
	000044-01-711	FT	Weatherstrip - Screen - Black
	000047-01-700	EA	Screen - Window w/Spring & Seal
	000044-01-713	EA	Spring - Screen Frame (Clip) Plastic - Black
	000044-01-716	FT	Plug - Filler

1990 ITASCA
TABLE OF CONTENTS

INTRODUCTION	A-01 - A-02
ABBREVIATIONS	A-03
ALPHABETICAL/GROUP REFERENCE	A-04 - A-08
IF327RT	A-07 - D-10
IF327RB	D-17 - G-19
ICF321RG	G-11 - J-14

1990 IF327RT INDEX

Floor Plan	A-07 - A-08
Accessories Group	A-09 - A-12
Bath Group	A-13 - A-14
Bedroom Group	A-15 - A-18
Chassis Group	A-19 - A-22
Curtain, Cushion & Pad Group	A-23 - B-00
Dinette Group	B-01 - B-10
Driver's Compartment Group	B-11 - B-14
Electrical Group	B-15 - B-17
Exterior Body Group	B-18 - B-22
Galley Group	B-23 - C-02
Heating & Air Conditioning Group	C-03 - C-04
Interior Finish Group	C-05 - C-07
Labels Group	C-08 - C-14
LP Group	C-15
Lounge Group	C-16
Seats & Fasteners Group	C-17 - C-18
Water & Sewage Group	C-19 - C-21
Window, Vent & Exterior Door Group	C-22 - D-10

WINDOW, VENT & EXTERIOR DOOR GROUP (CONTINUED)

BEDROOM SINGLE TIPOUT WINDOW

Key	Part Number	UFB	Description
1	000000-07-Y12	EA	Window Arm - Single Tipout (info inside frame)
2	000000-11-01A	EA	Inside Frame (not included w/Window Assembly)
3	000000-01-000	EA	Operator Drive
4	000000-02-000	EA	Extension - Window Knobs (not included w/Window Assembly)
5	000000-01-000	EA	Window Knob - Beige (not included w/Window Assembly)
6	000000-01-000	EA	Screw - Window Knobs (not included w/Window Assembly)
7	000000-01-000	EA	Spring - Torque Tube - Left
8	000000-02-000	EA	Spring - Torque Tube - Right
9	000000-12-000	EA	Torque Tube Arm w/spring
10	000000-17-000	EA	Glass - 1/8" x 6.2" x 40"
11	100000-01-000	EA	Screen Clip
12	001000-01-000	EA	Torque Tube Sleeve
13	100000-04-007	EA	Screen Arm
14	000000-02-000	SF	Window Screen - 10" - Black
15	000000-02-000	FT	Window Spline Screen - Black
16	000000-02-000	SF	Window Screen - 12"
17	100000-01-000	FT	Window Screen Spline - T-Shaped
18	000000-01-000	EA	Window T-Mat
19	000000-01-000	EA	Seal - Rubber
20	004473-01-000	EA	Seal - Rubber
21	000000-01-000	EA	Screw - #10 - 32 x 1/4" PTH
22	000000-01-000	EA	Connecting Rod Arm
23	001000-01-000	EA	Snap Ring Clip
24	004403-02-000	EA	Plastic Washer - .08 x .50 x .25
25	000000-01-000	EA	Hinge
26	000000-01-000	FT	Seal - Sponge Rubber
27	000000-02-000	FT	Ribbon Beater (not included w/Window Assembly)

These parts are used from 3/28/90 on.

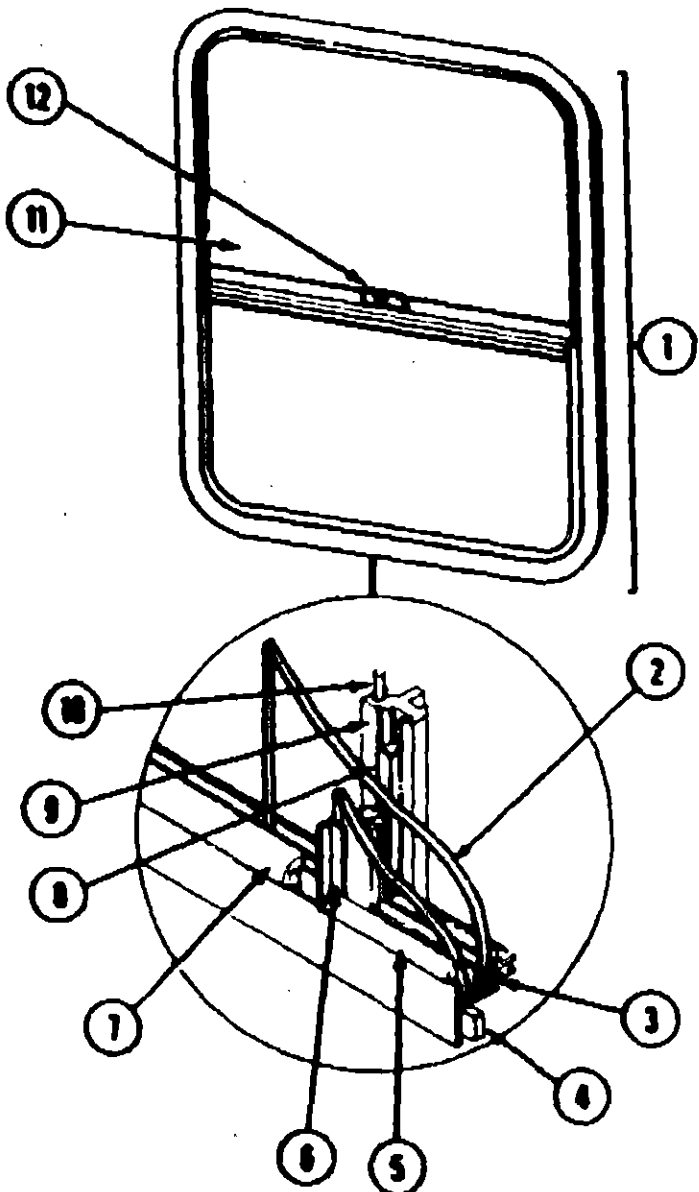
1999 ITASCA TABLE OF CONTENTS

INTRODUCTION	A-01 - A-02
ABBREVIATIONS	A-03
ALPHABETICAL/GROUP REFERENCE	A-04 - A-05
IF327RT	A-07 - D-16
IF327RB	D-17 - G-10
ICF21RB	G-11 - J-14

1999 IF327RT INDEX

Floor Plan	A-07 - A-08
Accessories Group	A-09 - A-12
Bath Group	A-13 - A-14
Bedroom Group	A-15 - A-16
Chassis Group	A-18 - A-22
Curtain, Cushion & Pad Group	A-23 - B-08
Dinette Group	B-09 - B-10
Driver's Compartment Group	B-11 - B-14
Electrical Group	B-15 - B-17
Exterior Body Group	B-18 - B-22
Galley Group	B-23 - C-02
Heating & Air Conditioning Group	C-03 - C-04
Interior Finish Group	C-05 - C-07
Labels Group	C-08 - C-14
LP Group	C-15
Lounge Group	C-16
Sealants & Fasteners Group	C-17 - C-18
Water & Sewage Group	C-19 - C-21
Window, Vent & Exterior Door Group	C-22 - D-16

WINDOW, VENT & EXTERIOR DOOR GROUP (CONTINUED)



BATH VERTICAL SLIDER WINDOW

Key	Part Number	U/M	Description
1	070453-02-U25	EA	Window Arm - Vertical Slider - 37" x 15" - Black (w/o inside frame)
	083122-13-000	EA	Inside Frame - Beige (not included in assembly)
2	081881-01-000	EA	Glass - Slider - 1/8" x 17.5" x 12.8"
3	082324-02-000	FT	Channel - Weatherstrip - Glass Run - 1/8" Glass
4	088848-08-000	FT	Ribbon Sealer - 5/16" Bead x 15'
5	082388-02-000	FT	Spline - Glass - 1/8" Material - Black
6	M14885-04-000	EA	Seal Holder w/Fin Seal - Black
7	087374-02-000	FT	Extr. Ribbon - Window Seal - Black
8	073740-01-000	FT	Seal - Fin - Pile - .480"
9	084178-06-000	EA	Mullion - Slider Window - Black
10	082288-02-000	FT	Spline - .130" Dia. - Charcoal (Screen)
11	081884-04-000	EA	Glass - Stationary - 1/8" x 11.5" x 17.5"
12	047388-01-700	EA	Latch Kit - Window - Plastic w/Fastener
	078284-01-000	EA	Bracket - Mullion - Black
	002292-02-000	SF	Screen - Window - 20" - Charcoal

WINDOW, VENT & EXTERIOR DOOR GROUP (CONTINUED)

GALLEY/BATH SINGLE SLIDER (EXCEL)

Key	Part Number	U/M	Description
	088844-01-715	EA	Window Arm - 22" x 18" (w/o inside frame)
	088844-01-714	EA	Inside Frame (not included in assembly)
	088844-01-701	EA	Splice Plate - Window
	088844-01-702	EA	Screw - Splice - #6 - 32 x 1/4" Pan Head
	088844-01-703	EA	Screw - Locking Rail - #6 x 15 Pro Head Recess - Black
	088844-01-704	EA	Glass - Stationary - 10.03" x 13.77"
	088844-01-705	FT	Glazing Strip
	088844-01-706	FT	Weatherstrip
	088844-01-707	EA	Rail - Locking w/Weatherstrip
	088844-01-708	FT	Channel - Placed Run
	088844-01-700	EA	Latch - Repair Kit
	088844-01-709	EA	Bash w/Latch & Sliding Glass
	088844-01-710	FT	Track - Screen Spacer - 12" Length
	088844-01-711	FT	Weatherstrip - Screen - Black
	088844-01-712	EA	Screen w/Weatherstrip & Frame Spring (Clip)
	088844-01-713	EA	Spring - Screen Frame (Clip) - Plastic - Black
	088844-01-718	EA	Plug - Filler

This window was used after 10/2/88.

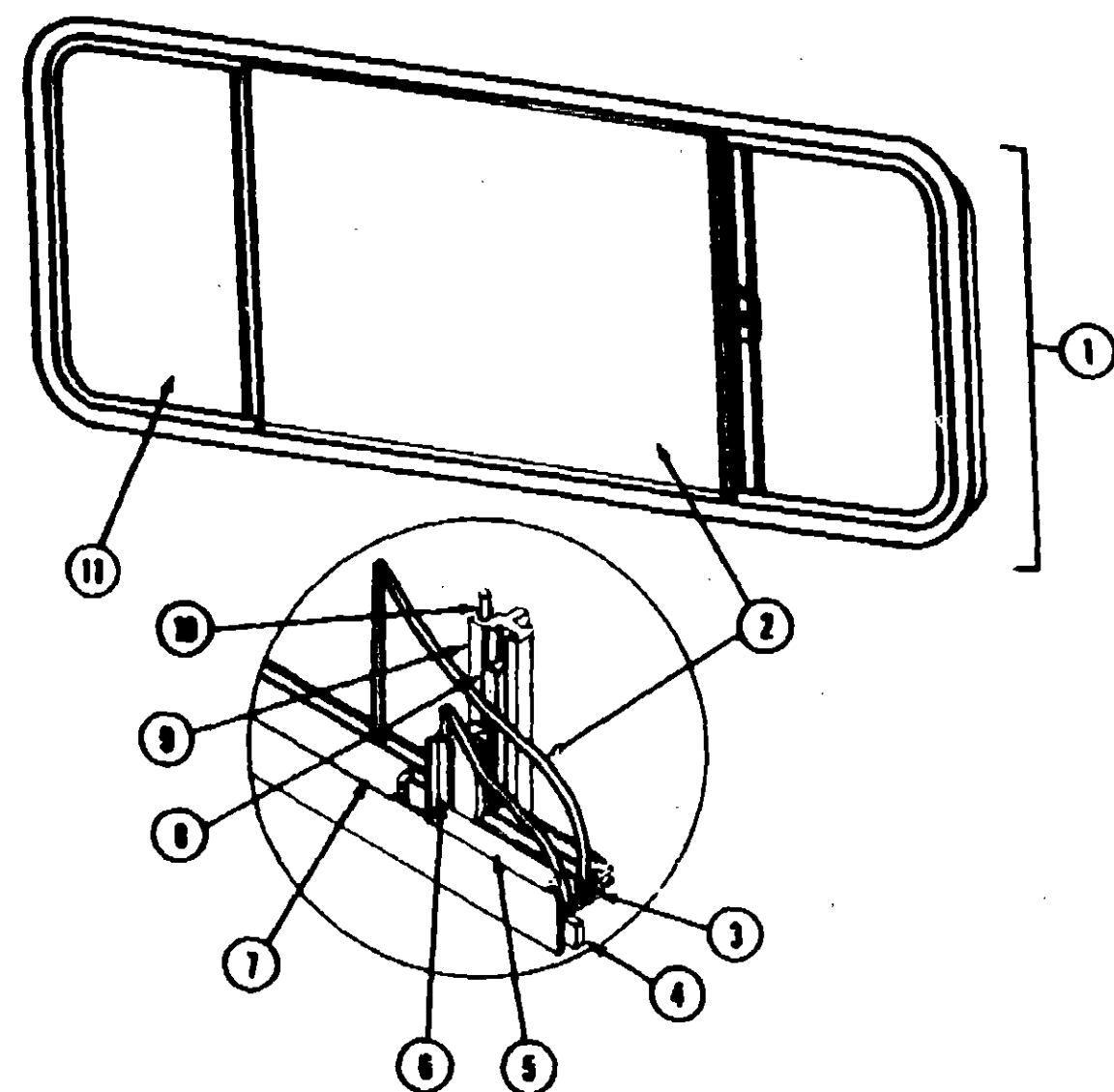
1988 ITASCA
TABLE OF CONTENTS

INTRODUCTION	A-01 - A-02
ABBREVIATIONS	A-03
ALPHABETICAL/GROUP REFERENCE	A-04 - A-08
IF327RT	A-07 - D-16
IF327RB	D-17 - G-10
ICF321RG	G-11 - J-14

1988 IF327RT INDEX

Floor Plan	A-07 - A-08
Accessories Group	A-09 - A-12
Bath Group	A-13 - A-14
Bedroom Group	A-15 - A-18
Chassis Group	A-19 - A-22
Curtain, Cushion & Pad Group	A-23 - B-06
Dinette Group	B-09 - B-10
Driver's Compartment Group	B-11 - B-14
Electrical Group	B-15 - B-17
Exterior Body Group	B-18 - B-22
Galley Group	B-23 - C-02
Heating & Air Conditioning Group	C-03 - C-04
Interior Finish Group	C-05 - C-07
Labels Group	C-08 - C-14
LP Group	C-15
Lounge Group	C-16
Seats & Fasteners Group	C-17 - C-18
Water & Sewage Group	C-19 - C-21
Window, Vent & Exterior Door Group	C-22 - D-16

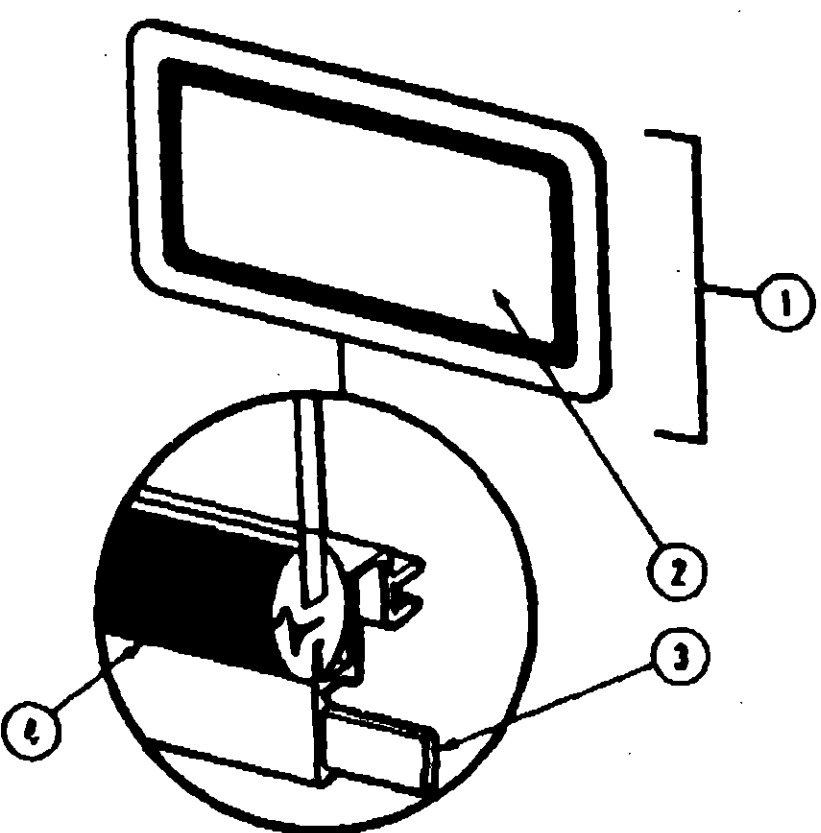
WINDOW, VENT & EXTERIOR DOOR GROUP (CONTINUED)



DINETTE CENTER SLIDER WINDOW

Key	Part Number	U/M	Description
1	078271-03-X11	EA	Window Arm - Center Slider - 31" x 54" (w/o inside frame)
	083122-38-000	EA	Inside Frame - Center Slider - Beige (Not included in assembly)
2	006727-04-000	EA	Glass - Sliding - 30.7" x 16.5" x 1/8"
3	002324-02-000	FT	Channel Weatherstrip - Glass
4	000949-08-000	FT	Sealer Ribbon - 5/16" Bead x 15'
5	002308-02-000	FT	Spline - Glass - 1/8" - Black
6	000908-03-001	EA	Seal Holder - 1/8" Glass - Black
7	024008-02-000	FT	Vinyl Window Seal - Black
8	073740-01-000	FT	Fin Seal - .400 Pile
9	003828-02-001	EA	Mullion - Slider Window - Black
	002298-02-000	SF	Screen - Window - 28" Charcoal
10	002298-02-000	FT	Spline - .130" Dia. - Charcoal (Screen)
11	001984-11-000	EA	Glass - Stationary - 30.74" x 16.5" x 1/8"
	047388-01-700	EA	Latch Kit - Window - Plastic w/Fastener
	001377-01-000	EA	Adhesive - Cyanoacrylate
	002328-01-000	EA	Block - Window - 1/8" x 3/16" x 1"

WINDOW, VENT & EXTERIOR DOOR GROUP (CONTINUED)



FRONT PICTURE WINDOW

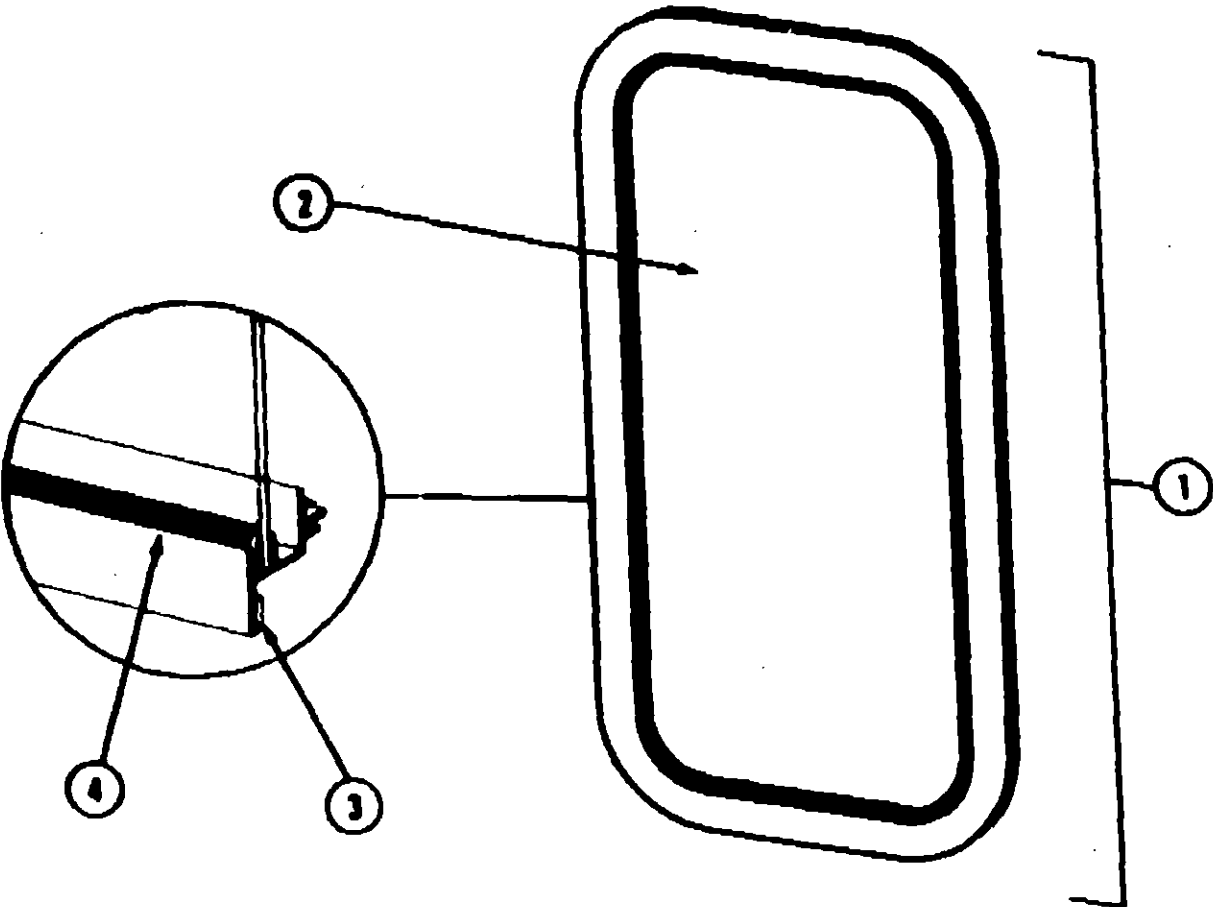
Key	Part Number	U/M	Description
1	078533-05-AA3	EA	Window Arm - Front Picture - 14" x 24" - Black (w/o inside frame)
	041938-10-000	EA	Inside Frame - Beige (not included in assembly)
	041938-12-000	EA	Inside Frame - Black (not included in assembly)
2	002200-07-000	EA	Glass - Tempered - Picture Window - 15.3" x 32.5"
3	018840-08-000	FT	Ribbon Sealer - 5/16" Bead x 15'
4	002281-01-000	EA	Weatherstrip - Self Seal - .08" Panel x 3/16" - Black
* These parts were used from 10/2/88 on.			

1980 ITASCA
TABLE OF CONTENTS

INTRODUCTION	A-01 - A-02
ABBREVIATIONS	A-03
ALPHABETICAL/GROUP REFERENCE	A-04 - A-06
IF327RT	A-07 - D-10
IF327RB	D-17 - G-10
ICF321RG	G-11 - J-14

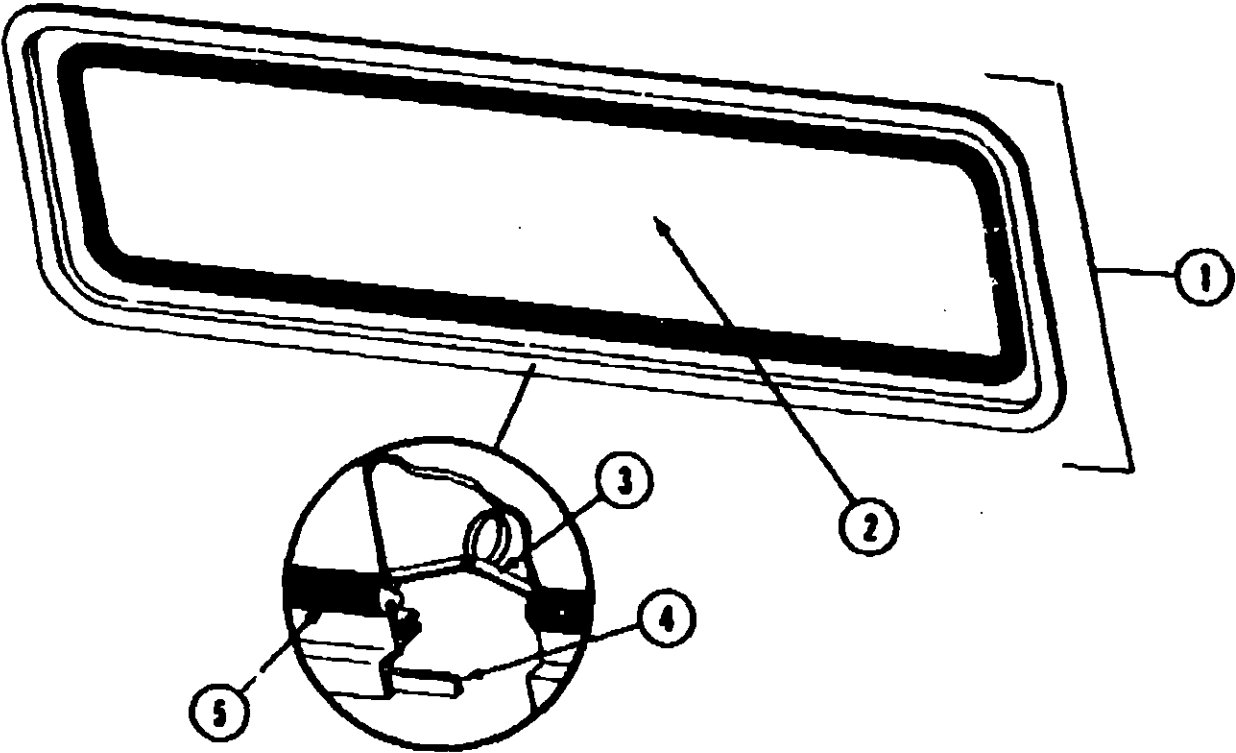
1980 IF327RT INDEX

Floor Plan	A-07 - A-08
Accessories Group	A-09 - A-12
Bath Group	A-13 - A-14
Bedroom Group	A-15 - A-18
Chassis Group	A-19 - A-22
Curtain, Cushion & Pad Group	A-23 - B-08
Dinette Group	B-09 - B-10
Driver's Compartment Group	B-11 - B-14
Electrical Group	B-15 - B-17
Exterior Body Group	B-18 - B-22
Galley Group	B-23 - C-02
Heating & Air Conditioning Group	C-03 - C-04
Interior Finish Group	C-05 - C-07
Labels Group	C-08 - C-14
LP Group	C-15
Lounge Group	C-16
Seats & Fasteners Group	C-17 - C-18
Water & Sewage Group	C-19 - C-21
Window, Vent & Exterior Door Group	C-22 - D-16



GALLEY PICTURE WINDOW

Key	Part Number	U/M	Description
1	079733-01-T03	EA	Window Asm. - Picture - 23" x 13" (w/o inside frame)
	041888-15-000	EA	Inside Frame - Beige (not included in assembly)
2	082181-01-000	EA	Glass - Picture Window - 22" x 12" - Gray
3	088840-08-000	FT	Ribbon Sealer - 5/16" Bead x 15'
4	087581-01-000	FT	Seal - Exterior - Black Vinyl



ESCAPE WINDOW (OPTION L48L)

Key	Part Number	U/M	Description
1	078538-01-T03	EA	Window Asm. - Escape - 23" x 18" (w/o inside frame)
	042027-12-000	EA	Inside Frame - Black (not included in assembly)
	042027-05-000	EA	Inside Frame - Beige (not included in assembly)
2	002178-01-000	EA	Glass - 19.6" x 64.8"
3	002285-01-000	FT	Filler - Weatherstrip - Black
4	088840-05-000	FT	Ribbon Sealer - 5/16" Bead x 15'
5	002282-01-000	FT	Weatherstrip - 1.25" Window
	077088-01-702	EA	Tape Asm. - Escape Window

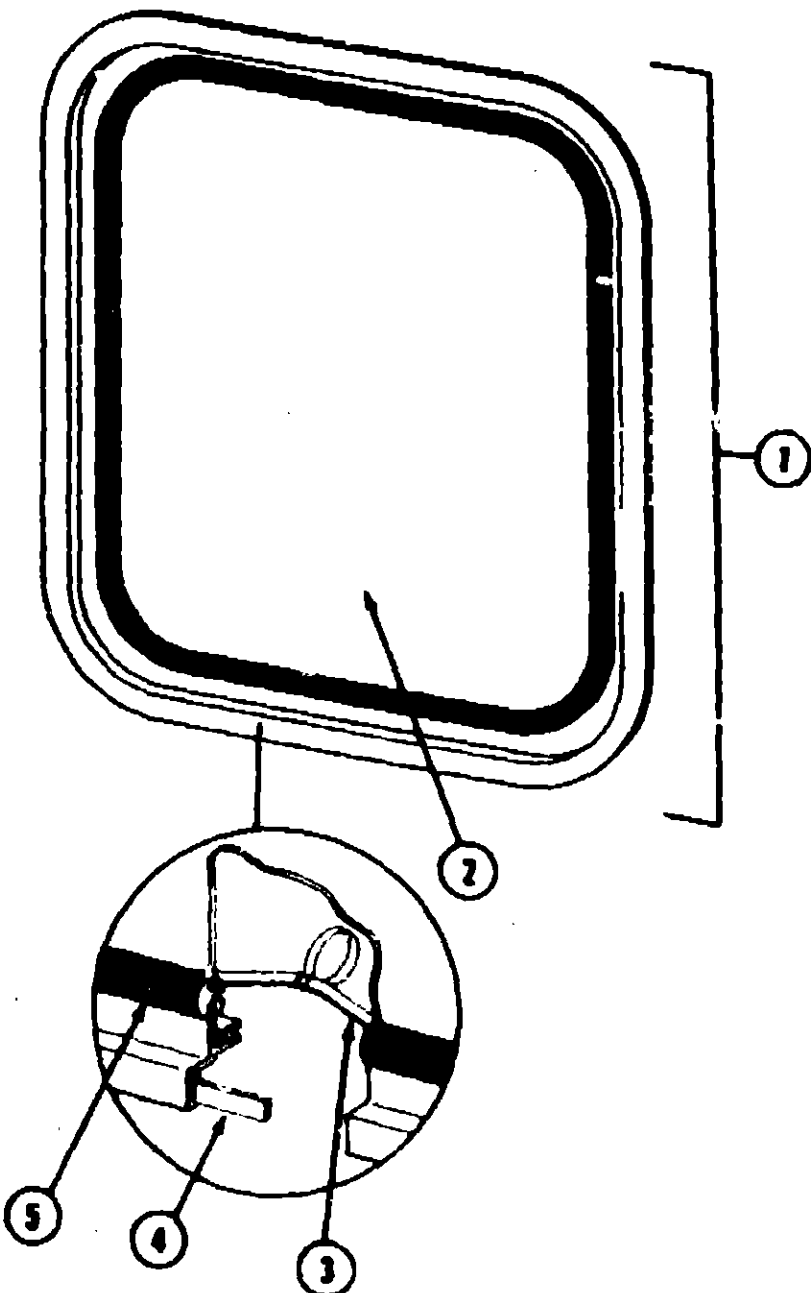
1990 ITASCA
TABLE OF CONTENTS

INTRODUCTION	A-01 - A-02
ABBREVIATIONS	A-03
ALPHABETICAL/GROUP REFERENCE	A-04 - A-08
IF327RT	A-07 - D-18
IF327RB	D-17 - G-10
ICF321RG	G-11 - J-14

1990 IF327RT INDEX

Floor Plan	A-07 - A-08
Accessories Group	A-09 - A-12
Bath Group	A-13 - A-14
Bedroom Group	A-15 - A-16
Breakfast Group	A-19 - A-22
Curtain, Cushion & Pad Group	A-23 - B-08
Dinette Group	B-09 - B-10
Driver's Compartment Group	B-11 - B-14
Electrical Group	B-15 - B-17
Exterior Body Group	B-18 - B-22
Galley Group	B-23 - C-02
Heating & Air Conditioning Group	C-03 - C-04
Interior Finish Group	C-05 - C-07
Labels Group	C-08 - C-14
LP Group	C-15
Lounge Group	C-16
Sealants & Fasteners Group	C-17 - C-18
Water & Sewage Group	C-19 - C-21
Window, Vent & Exterior Door Group	C-22 - D-18

WINDOW, VENT & EXTERIOR DOOR GROUP (CONTINUED)



ESCAPE WINDOW

Key	Part Number	U/M	Description
1	079729-02-T03	EA	Window Asm. - Rear Escape - 24" x 22" - Black (w/o inside frame)
1	079729-03-W17	EA	Window Asm. - Rear Escape - 24" x 22" - Black (w/o inside frame)
	080749-08-000	EA	Inside Frame - Black (not included in assembly)
	080749-07-000	EA	Inside Frame - Beige (not included in assembly)
2	041392-03-000	EA	Glass - 1/8" x 21 5/8" x 19 5/8"
3	002285-01-000	FT	Filter - Weatherstrip - Black
4	089940-07-000	FT	Ribbon Sealer - 5/16" Bead x 15'
5	089282-01-000	FT	Weatherstrip - 1.25" Window
	077099-01-702	EA	Tap Asm. - Escape Window
	008199-01-000	EA	Label - Exit - Escape Window

WINDOW, VENT & EXTERIOR DOOR GROUP (CONTINUED)

ACCESS DOORS

Key	Part Number	U/M	Description
	078010-03-000	EA	Door Asm. - Fuel Fill - Off White
	078200-01-000	EA	Gasket - Fuel Fill Door
	078040-02-000	EA	Shroud - Fuel Fill - Upper
	083578-01-000	EA	Shut - Fuel Fill
	084235-01-000	EA	Support - Flange
	078578-04-U28	EA	Door Asm. - Storage - 12.9" x 22.1"
	078388-04-000	EA	Lock - Key Type w/o Keys
	088894-01-700	EA	Key - Compartment Door Lock
		FT	Seal - Access Door
	081801-02-000	EA	Hinge - 2" x 98"
	085784-01-000	EA	Door Asm. - Power Cord w/ Hatch - Off White
	080340-01-000	FT	Seal - Foam Closed Cell - 1/4" x 1/2" x 50'
	088580-03-000	EA	Box - Power Cord
	084103-03-000	EA	Door Asm. - Refrigerator - Vented - Off White
	084104-01-700	EA	Lock - Male - Dynas Fasteners
	084104-01-701	EA	Lock - Female - Dynas Fasteners
	084104-03-000	EA	Jamb - Door - Vented - Refrigerator - Off White
	081240-03-000	EA	Door Asm. - Water Fill - Lockable - 4" x 4 5/8" - Off White
	086385-01-AA3	EA	Door Asm. - Storage - 13.7" x 31.8"
	088020-02-000	EA	Compartment - Luggage
	084075-05-700	EA	Seal - Door - Bulb - 240"
	078388-04-000	EA	Lock - Door - Key Type w/o Keys
	088894-01-700	EA	Key - Storage Compartment - Single
	086388-01-AA3	EA	Door Asm. - LP Compartment - 13.7" x 38.8"
	079827-03-000	EA	Lock - Twist Type - Double Cam
	086388-02-AA3	EA	Door Asm. - Battery Compartment - 13.7" x 23.3"
	088020-01-000	EA	Compartment - Storage - 22.6" x 20.6"
	078388-04-000	EA	Lock - Key Type - w/o Keys
	088894-01-700	EA	Key - Compartment Door Lock
	083008-01-000	EA	Door Asm. - Water Heater - Off White
	086388-03-AA3	EA	Door Asm. - Storage/Generator - w/ Locks - 13.7" x 38.8"
	079827-03-000	EA	Lock - Twist Type - Double Cam
	078046-02-000	EA	Compartment - Storage/Generator
	078137-02-000	EA	Tray - Storage Compartment - 27.16" x 21" Deep
	086208-05-001	EA	U-Channel - Hinged - 18" - Off White
	087111-01-01A	EA	Pocket - Lock Valance - Off White
	086338-01-000	EA	Gasket - Lock Pocket

1990 ITASCA
TABLE OF CONTENTS

INTRODUCTION	A-01 - A-02
ABBREVIATIONS	A-03
ALPHABETICAL GROUP REFERENCE	A-04 - A-08
IF327RT	A-07 - D-16
IF327RB	D-17 - G-10
IC/F321RG	G-11 - J-14

1990 IF327RT INDEX

Floor Plan	A-07 - A-08
Accessories Group	A-09 - A-12
Bath Group	A-13 - A-14
Bedroom Group	A-15 - A-18
Chassis Group	A-19 - A-22
Curtain, Cushion & Pad Group	A-23 - B-08
Dinette Group	B-09 - B-10
Driver's Compartment Group	B-11 - B-14
Electrical Group	B-15 - B-17
Exterior Body Group	B-18 - B-22
Galley Group	B-23 - C-02
Heating & Air Conditioning Group	C-03 - C-04
Interior Finish Group	C-05 - C-07
Labels Group	C-08 - C-14
LP Group	C-15
Lounge Group	C-16
Seatings & Fasteners Group	C-17 - C-18
Water & Sewage Group	C-19 - C-21
Window, Vent & Exterior Door Group	C-22 - D-16