

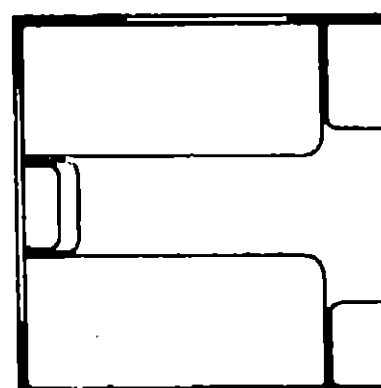


# 1990 ICN36RQ



## 1990 ITASCA TABLE OF CONTENTS

INTRODUCTION	A-01	A-02
ABBREVIATIONS		A-03
ALPHABETICAL INDEX	A-04	A-06
ICN36RQ	A-07	F-19



## 1990 ICN36RQ INDEX

FLOOR PLAN	A-07	A-08
ACCESSORIES	A-09	A-22
BATH	A-23	B-02
BEDROOM	B-03	B-06
CHASSIS	B-07	B-16
C C & PAD	B-17	C-02
DINETTE	C-03	C-06
DRIVERS	C-07	C-10
ELECTRICAL	C-11	C-18
EXTERIOR BODY	C-19	D-06
GALLEY	D-07	D-16
HEATING & A/C	D-17	D-20
INTERIOR FINISH	D-21	E-01
LABEL	E-02	E-10
LP		E-11
LOUNGE	E-12	E-13
SEALANTS & FASTENERS	E-14	E-16
WATER & SEWAGE	E-17	E-21
WINDOW, VENT AND EXTERIOR DOOR	E-22	F-19

ACCESSORIES GROUP

POWER MIRROR OPTION L28P

KEY PART NUMBER	U/M DESCRIPTION
092880-01-000	EA WIRE-IP, REMOTE MIRROR
086259-04-000	EA MIRROR-REMOTE HEAT, W/ARM & MIRRORS - PRE-WIRED - PASSENGER
086259-04-700	EA GLASS-CONVEX-STA-HTD-RH
086259-04-701	EA GLASS-FLAT-HTD-RH-W/STA.CON
086259-05-000	EA MIRROR-REMOTE HEAT, W/ARM & MIRRORS - PRE-WIRED - DRIVER
086259-05-700	EA GLASS-CONVEX-STA-HTD-LH
086259-05-701	EA GLASS-FLAT-HTD-LH-W/STA.CON
086260-01-000	EA MIRROR-W/CONVEX, PASSENGER
086260-01-700	EA GLASS ONLY CONVEX PASSENGER
086260-01-701	EA GLASS ONLY FLAT PASSENGER
086260-02-000	EA MIRROR-W/CONVEX, DRIVER
086260-02-700	EA GLASS ONLY CONVEX DRIVER
086260-02-701	EA GLASS ONLY FLAT DRIVER
086260-03-000	EA ACCESSORY KIT-MIRROR, EXTENSION

REAR VIEW TELEVISION OPTION

KEY PART NUMBER	U/M DESCRIPTION
093040-01-000	EA TELEVISION SYSTEM-REAR VIEW, SONY FROM: 00-00-00 THRU: 01-06-91
093040-04-000	EA TELEVISION SYSTEM-REAR VIEW FROM: 01-07-91 THRU: 99-99-99
093041-01-000	EA CABLE-MONITOR/CAMERA, INTERNAL USE
093041-02-000	EA CABLE-MONITOR/CAMERA, EXTERNAL USE
093071-01-000	FT TAPE-BONDING, DOUBLE SIDED - 1/64" X 2"
092881-01-000	EA WIRE-INSTRUMENT PANEL, REAR MONITOR - CHEVY
062037-01-000	EA HOUSING-AUTO FUSE, NATURAL - CHEVY
094001-01-000	EA CLAMP-CAMERA
099325-01-000	EA BRACKET-CAMERA, ADJUSTABLE
009063-01-000	EA HINGE-CONTINUOUS, 1 1/2" X 72"
088474-09-000	EA HOUSING-SOCKET - FORD
088476-01-000	EA SOCKET-CONNECTOR - FORD
090340-01-000	FT SEAL-FOAM,CLOSED CELL - 1/4X1/2A50FT
090340-02-000	FT SEAL-FOAM,CLOSED CELL - 3/8X1/2
093221-01-000	EA LENS-REAR,MONITOR SHROUD FROM: 00-00-00 THRU: 12-31-89
099288-01-000	EA LENS-REAR,MONITOR SHROUD FROM: 01-01-90 THRU: 99-99-99
093957-01-01A	EA SHROUD-TV, BEIGE FROM: 00-00-00 THRU: 12-31-89
093957-02-01A	EA SHROUD-TV, BEIGE FROM: 01-01-90 THRU: 05-06-90
096717-01-000	EA WIRE ASM-REAR MONITOR,UPPER
099305-01-000	EA SPRING-COMPRESSION FROM: 01-01-90 THRU: 99-99-99
096719-01-000	EA WIRE ASM-BACKUP LAMP,GM
100319-01-000	EA RETAINER-LENS,CAMERA

AM/FM/CASSETTE RADIO - ELECTRONIC TUNE

KEY PART NUMBER	U/M DESCRIPTION
074979-01-000	EA COVER-SPEAKER, 8" X 9" - BEIGE FROM: 00-00-00 THRU: 09-03-90
074979-09-000	EA COVER-SPEAKER, 8" X 9" - LIGHT OAK FROM: 09-04-90 THRU: 99-99-99
097460-01-000	EA RADIO-AM/FM STEREO/CASSETTE, SONY XR-300 REPLACED BY 097460-02-000 FROM: 00-00-00 THRU: 07-22-90
097460-02-000	EA RADIO-AM/FM STEREO/CASSETTE, SONY XR-4147 THIS RADIO REPLACES THE SONY XR-300 RADIO FROM: 07-23-90 THRU: 99-99-99
097620-01-000	EA MOUNTING KIT-RADIO DIN SONY - XR-300WMP
100014-01-000	EA BRACKET-RADIO, SONY

ACCESSORIES GROUP (CONTINUED)

STANDARD RADIO COMPONENTS

KEY PART NUMBER	U/M DESCRIPTION
073741-03-000	EA SPEAKER-RADIO, OVAL - AUDIOVOX 110-2074 - 4" X 6"
073741-04-000	EA GRILLE-SPEAKER, OVAL - 4" X 6" - BLACK
097459-01-000	EA RADIO-AM/FM STEREO, CASSETTE - AUDIOVOX IM-DXA
099998-01-000	EA BRACKET-RADIO, AUDIOVOX
097621-01-000	EA MOUNTING KIT-RADIO, AUDIOVOX WMK-AB01 - CHEVY REAR STEREO

KEY PART NUMBER	U/M DESCRIPTION
090862-01-000	EA BRACKET-HAT,ANTENNA
090344-01-000	EA ANTENNA-RADIO, 16" RUBBER
089340-01-000	EA GRILLE-SPEAKER, 6 5" SQUARE
097153-01-000	EA RADIO-AM/FM STEREO,CASSETTE
074979-01-000	EA COVER-SPEAKER,LT OAK
094097-01-000	EA SPEAKER-5.25 DIA W/O GRILLE

TV AND VCR SWITCHING SYSTEM

KEY PART NUMBER	U/M DESCRIPTION
086757-03-000	EA CONTROL CENTER-SWITCHING
086777-03-000	EA PLATE-WALL, ANTENNA/POWER, IVORY
076319-03-000	FT CABLE-COAXIAL, 75 OHM
076319-12-000	EA CONNECTOR-COAXIAL, ONE PIECE
076319-04-000	EA CONNECTOR W/FERRULE
093214 01 01A	EA GRILL-SPEAKER 4" BLACK
093214 01 02A	EA GRILL-SPEAKER 4" BROWN
098446-01-000	EA VCR-VHS-CABLE READY - REMOTE - MAGNAVOX VR9815
098446-01-700	EA REMOTE - (VCR-VHS MAGNAVOX VR9815)
098446-02-000	EA VCR-VHS, CABLE READY - REMOTE - MAGNAVOX VR9912
098446-02-700	EA REMOTE - (VCR-VHS MAGNAVOX VR9912)
098447-02-000	EA TV-13", COLOR W/REMOTE - CANADIAN - MAGNAVOX XK4029CH
098447-01-000	EA TV-13", COLOR W/REMOTE - U.S. - MAGNAVOX RX4029WA
098447-01-700	EA REMOTE (TV-13", COLOR MAGNAVOX XK4029CH AND RX4029WA)
098819-01-000	EA SPEAKER-2 WATT, 8 OHM - 4"
099030-01-000	EA WIRE-SPEAKER, TV
099637-01-000	EA GROMMET
099717-01-000	EA TIEDOWN, TV - 22.8"
099717-02-000	EA TIEDOWN, TV - 28.7"
076319-09-000	EA WALLPLATE-TV RECEPTACLE - BROWN
096819-01-000	EA SPEAKER-2 WATT, 8 OHM - 4" - US
086756-01-000	EA SPLITTER-TV, 2 WAY
076319-03-000	FT CABLE-COAXIAL, 75 OHM
076319-04-000	EA CONNECTOR W/FERRULE
076319-12-000	EA CONNECTOR-COAXIAL, ONE PIECE
085774-01-000	EA FASTENER-DUAL LOCK,HOOK,1"WIDE
085774-02-000	EA FASTENER-DUAL LOCK,LOOP,1"WIDE
093268-01-000	EA SHELF ASM-TV STEEL
093268-02-000	EA SHELF ASM-TV STEEL

1990 ITASCA  
TABLE OF CONTENTS

INTRODUCTION	A-01	A-02
ABBREVIATIONS		A-03
ALPHABETICAL INDEX	A-04	A-06
ICN36RQ	A-07	F-19

1990 ICN36RQ INDEX

FLOOR PLAN	A-07	A-08
ACCESSORIES	A-09	A-22
BATH	A-23	B-02
BEDROOM	B-03	B-06
CHASSIS	B-07	B-16
C C & PAD	B-17	C-02
DINETTE	C-03	C-06
DRIVERS	C-07	C-10
ELECTRICAL	C-11	C-18
EXTERIOR BODY	C-19	D-06
GALLEY	D-07	D-16
HEATING & A/C	D-17	D-20
INTERIOR FINISH	D-21	E-01
LABEL	E-02	E-10
LP		E-11
LOUNGE	E-12	E-13
SEALANTS & FASTENERS	E-14	E-16
WATER & SEWAGE	E-17	E-21
WINDOW, VENT AND EXTERIOR DOOR	E-22	F-19

ACCESSORIES GROUP (CONTINUED)

STAINLESS STEEL WHEEL LINERS - 16" - FORD

KEY PART NUMBER	U/M DESCRIPTION
091209-08-000	EA LINER-WHEEL, SET OF 4 - 16" - FORD
091209-08-700	EA FRONT SIMULATOR
091209-08-701	EA REAR SIMULATOR
091209-08-702	EA REAR AXLE COVER
091209-08-703	EA LUG NUT COVER
095012-03-000	EA EXTENSION-VALVE STEM, DUAL WHEEL

STAINLESS STEEL WHEEL LINERS OPTION L64B- 19.5" - CHEVY

KEY PART NUMBER	U/M DESCRIPTION
077030-02-000	EA EXTENSION-VALVE STEM, 1.25"
091209-01-000	EA LINER-WHEEL, SET OF 4 - 19.5" - GM - KAPER II
091209-01-700	EA SIMULATOR-FRONT WHEEL EA=1
091209-01-701	EA SIMULATOR-REAR WHEEL EA=1
091209-01-702	EA COVER-FRONT AXLE
091209-01-703	EA REAR AXLE COVER
091209-01-704	EA COVER-LUG NUT
095012-01-000	EA EXTENSION-VALVE STEM, DUAL WHEEL
091209-02-000	EA LINER-WHEEL, SET/2, 19.5 GM

WHEEL COVERS, CHEVY

KEY PART NUMBER	U/M DESCRIPTION
083181-03-700	EA COVER-WHEEL, 19.5 - 1 ONLY
083181-04-702	EA NUT-COVER F/19.5&16.5
083181-04-703	EA CAP CTR CHROME
083181-12-000	EA RETAINER-4/SET, 19.5" - CHEVY - DEL-MET
083181-12-700	EA RETAINER-CHEVY(1)ONLY,FRT.
083181-12-701	EA RETAINER-CHEVY (1)ONLY,REAR

FORD WHEEL COVERS

KEY PART NUMBER	U/M DESCRIPTION
098532-01-000	EA COVER-WHEEL, FORD - SET OF 4 - 16"
098532-01-701	EA COVER-WHEEL, FORD - 1 EACH ONLY - 16"
098532-01-700	EA COVER-LUG NUT, FORD - CHROME
098352-02-000	EA HOSE ASM-BRK CALIPER,FRT,LH

FORD WHEEL & TIRE PLATE

KEY PART NUMBER	U/M DESCRIPTION
051377-01-000	EA STEM-VALVE
083425-02-000	EA TIRE-MICHELIN, LT235 / 85R16 LRE
095853-01-000	EA WHEEL-STEEL, 16"X 6K - E8TZ - 1015 - A - ACCURIDE 28375
095969-02-000	EA PLATE-SPARE TIRE, 3.9" X 5.9" - WSTUD

TV ANTENNA

KEY PART NUMBER	U/M DESCRIPTION
076319-01-000	EA ANTENNA-TV, ROOF MOUNT - 44.5" MAST - RVA W02
076319-01-700	EA HEAD-ANTENNA, AMPLIFIED
076319-01-701	EA GEAR-ELEVATING, PLASTIC
076319-01-702	EA SHAFT ASM-ELEVATING
076319-01-703	EA BEARING-NYLON, 5"OD
076319-01-704	EA BEARING-NYLON, 1.25"OD
076319-01-705	EA GROMMET-NYLON, 7/16"ID
076319-01-706	EA CHANK-ELEVATING, W/SET SCREW
076319-01-707	EA SPRING-HANDLE
076319-01-709	EA DIRECTIONAL PLATE F/HEAD
076319-04-000	EA ADAPTER-CABLE ROOF PLATE, WINEGARD RPJ-1
076319-11-000	EA ADAPTER-COAX WITH SPLITTER WINEGARD MSJ-6

ACCESSORIES GROUP (CONTINUED)

AUXILIARY DEFROSTER FANS W/SWITCH

KEY PART NUMBER	U/M DESCRIPTION
097372-03-01A	EA SWITCH-ON-OFF-ON
000G39-08-24B	EA SCREW-SF/DR, 8-18 X 1 1/2 PPH ZN
036420-02-000	EA FAN-DEFROSTER, 2 SPEED - 6" DIAMETER

MISCELLANEOUS COMPONENTS

KEY PART NUMBER	U/M DESCRIPTION
054185-35-000	EA MANUAL-OPERATORS, 1990 CHIEFTAIN
092318-01-000	EA BINDER-3 RING, MOTOR HOME MANUAL
092319-01-000	EA POCKET PAGE-3 RING BINDER, PLASTIC
098004-03-000	EA CASSETTE-WINNEBAGO CHIEFTAIN
072852-01-000	EA DETECTOR-SMOKE, W/9 VOLT BATTERY
094499-01-000	EA EXTINGUISHER-FIRE, DRY W/MOUNTING BRACKET - 10 BC
094499-01-700	EA BRACKET-MOUNTING, W/PLASTIC STRAP - FIRE EXTINGUISHER
094651-01-01A	EA HOLDER-RECESSED, FIRE EXTINGUISHER - PLASTIC - LIGHT OAK

CHROME ROOF AIR HORN OPTION L36R

KEY PART NUMBER	U/M DESCRIPTION
077497-06-000	EA HORN KIT-AIR,CHROME,TWIN
	FROM: 08-31-89 THRU: 99-99-99
077497-01-000	EA HORN KIT-AIR,CHROMED,TWIN
	FROM: 00-00-00 THRU 08-30-89
077497-01-700	EA SOLENOID-AIR TANK
077497-01-701	EA SWITCH-COMPRESSOR
077497-01-702	EA SWITCH-TOGGLE W/WIRE
077497-01-703	EA TANK-AIR
077497-01-704	EA COMPRESSOR W/SWITCH
077497-01-705	EA REPAIR KIT F/HADLEY 120 COMP
077497-01-706	EA VALVE & HEAD REPAIR F/COMP
077497-01-707	EA BELT & SCREW COVER F/COMP
077497-01-708	EA FILTER & MTG HDWE F/COMP
077497-01-709	EA PLUNGER & SPRING F/SOLENOID
077497-02-000	EA HOSE KIT-AUX AIR
077497-03-000	EA PARTS KIT-HOSE,AUX AIR
071390-04-000	FT TUBING-AIR BRAKE 1/4 OD BLK
077497-05-000	EA COMPRESSOR/TANK/SOLENOID KIT
081404-01-000	EA BRACKET-MOUNTING,COMPRESSOR
093258-01-000	EA WIRE ASM-IP,HORN-FOG LMP
093392-01-000	EA BRACKET-TANK,AIRHORN
093654-02-000	EA CIRCUIT BREAKER-15 AMP
097372-01-01A	EA SWITCH-SPST,ON-OFF
097372-08-01A	EA SWITCH-BLANK
077497-02-000	EA HOSE KIT-AUX AIR
078239-01-000	EA PLATE-LABEL,HORN
081407-01-000	EA PLATE-MOUNTING,AIR HORNS

DELUXE STEERING WHEEL OPTION L38P

KEY PART NUMBER	U/M DESCRIPTION
080752-06-000	EA HUB-ADAPTER, STEERING WHEEL
080752-04-000	EA SCREW-CUSTOM STEERING WHEEL
080752-17-000	EA WHEEL-STEERING WITH 2 HORN BUTTONS

SQUEEGEE

KEY PART NUMBER	U/M DESCRIPTION
091952-01-000	EA CLIP-GRIPPER, 1"
	FROM: 00-00-00 THRU: 05-26-90
091952-02-000	EA CLIP-GRIPPER, 3/4"
	FROM: 05-27-90 THRU: 99-99-99
091955-02-000	EA SQUEEGEE-EXTENDED HANDLE
093527-01-000	EA BRACKET-SQUEEGEE

1990 ITASCA  
TABLE OF CONTENTS

INTRODUCTION	A-01 -	A-02
ABBREVIATIONS		A-03
ALPHABETICAL INDEX	A-04 -	A-06
ICN36RQ	A-07 -	F-19

1990 ICN36RQ INDEX

FLOOR PLAN	A-07 -	A-08
ACCESSORIES	A-09 -	A-22
BATH	A-23 -	B-02
BEDROOM	B-03 -	B-06
CHASSIS	B-07 -	B-16
C C & PAD	B-17 -	C-02
DINETTE	C-03 -	C-06
DRIVERS	C-07 -	C-10
ELECTRICAL	C-11 -	C-18
EXTERIOR BODY	C-19 -	D-06
GALLEY	D-07 -	D-16
HEATING & A/C	D-17 -	D-20
INTERIOR FINISH	D-21 -	E-01
LABEL	E-02 -	E-10
LP		E-11
LOUNGE	E-12 -	E-13
SEALANTS & FASTENERS	E-14 -	E-16
WATER & SEWAGE	E-17 -	E-21
WINDOW, VENT AND EXTERIOR DOOR	E-22 -	F-19

ACCESSORIES GROUP (CONTINUED)

STEP-DOUBLE ELECTRIC, KWIKEE

KEY PART NUMBER	U/M DESCRIPTION
094707-01-01A	EA STEP-DOUBLE, ELECTRIC - KWIKEE 3218 NEW MODEL USED 3-18-91 ON, CHECK BUILT DATE OF COACH & REFERENCE CORRECT REPAIR PARTS LIST FROM: 00-00-00 THRU: 03-15-91
094707-01-700	EA CONTROL UNIT, KWIKEE 8310
088746-01-701	EA MOTOR ASSEMBLY, ALL MODELS - KWIKEE 9035 NOT MANDATORY, BUT MAY REPLACE WITH CONTROL & MOTOR VERSION KIT W/1 YEAR WARRANTY BY KWIKEE - #094708-02
088746-01-702	EA GEAR-ALL MODELS, KWIKEE 9038
088746-01-703	EA BRACKET, MOTOR BEARING, KWIKEE 7040
088746-01-705	EA LIGHT-UNDER STEP, KWIKEE 9004
088746-01-706	EA SWITCH-KILL, KWIKEE 9016
094707-01-701	EA SWITCH-DOOR JAMB, PLASTIC - KWIKEE - 9316
094707-01-702	EA FRAME-DOUBLE STEP, KWIKEE 8285-W FROM: 03-16-91 THRU: 99-99-99
094707-02-705	EA CONTROL UNIT, (ORANGE) - KWIKEE 9513
088746-01-705	EA LIGHT-UNDER STEP, KWIKEE 9004
088746-01-706	EA SWITCH-KILL, KWIKEE 9016
094707-01-701	EA SWITCH-DOOR JAMB, PLASTIC - KWIKEE - 9316
094707-01-702	EA FRAME-DOUBLE STEP, KWIKEE 8285-W
094707-01-703	EA GEAR BOX ASM, FOR SINGLE & DOUBLE STEP - KWIKEE 5210
094707-02-700	EA MOTOR REPLACEMENT KIT - MODELS 32 & 28 - KWIKEE 9520
094707-02-701	EA LINKAGE ASM - MODEL 32 - KWIKEE 9523
094707-02-702	EA GEAR KIT - KWIKEE 9525
094707-02-703	EA PARTS KIT, (BEARINGS & PINS) - KWIKEE 9530
094707-02-704	EA CONNECTOR KIT-MOTOR, KWIKEE 9537
100312-01-000	EA SWITCH-DOOR JAMB, ELECTRIC ENTRY STEP
075723-02-000	EA SPACER-SWITCH, W/HOLE - 9" X 2" - METAL - OFF WHITE
100312-01-000	EA SWITCH-DOOR JAMB, ELECTRIC ENTRY STEP FROM: 04-23-90 THRU: 05-20-90
088412-02-000	EA TRIM-STEPBOX, ENTRY DOOR - 26.7" - EXTRUDED ALUMINUM - FROM: 00-00-00 THRU: 11-05-89
088412-04-000	EA TRIM-STEPBOX, ENTRY DOOR - 26.7" - EXTR ALUMINUM - BEIG FROM: 11-06-89 THRU: 99-99-99
092893-02-01A	EA LINER-STEP BOX, ENTRY DOOR - 33.9" X 5" - PLASTIC - BLA
M92055-01-000	EA PANEL-ACCESS, STEP WELL - W/HINGE
009063-01-000	EA HINGE-CONTINUOUS, 1 1/2" X 72" - UNPAINTED
096645-01-000	EA PULL-CABINET, BRASS
094707-01-702	EA FRAME-DOUBLE STEP, KWIKEE 8285-W
094707-01-703	EA GEAR BOX ASM, FOR SINGLE & DOUBLE STEP - KWIKEE 5210
094707-02-700	EA MOTOR REPLACEMENT KIT - MODELS 32 & 28 - KWIKEE 9520
094707-02-701	EA LINKAGE ASM - MODEL 32 - KWIKEE 9523
094707-02-702	EA GEAR KIT - KWIKEE 9525
094707-02-703	EA PARTS KIT, (BEARINGS & PINS) - KWIKEE 9530
094707-02-704	EA CONNECTOR KIT-MOTOR, KWIKEE 9537
100312-01-000	EA SWITCH-DOOR JAMB, ELECTRIC ENTRY STEP
075723-02-000	EA SPACER-SWITCH, W/HOLE - 9" X 2" - METAL - OFF WHITE
100312-01-000	EA SWITCH-DOOR JAMB, ELECTRIC ENTRY STEP FROM: 04-23-90 THRU: 05-20-90
088412-02-000	EA TRIM-STEPBOX, ENTRY DOOR - 26.7" - EXTRUDED ALUMINUM - FROM: 00-00-00 THRU: 11-05-89
088412-04-000	EA TRIM-STEPBOX, ENTRY DOOR - 26.7" - EXTRA ALUMINUM - BEIG FROM: 11-06-89 THRU: 99-99-99
092893-02-01A	EA LINER-STEP BOX, ENTRY DOOR - 33.9" X 5" - PLASTIC - BLA
M92055-01-000	EA PANEL-ACCESS, STEP WELL - W/HINGE
009063-01-000	EA HINGE-CONTINUOUS, 1 1/2" X 72" - UNPAINTED
096645-01-000	EA PULL-CABINET, BRASS

ACCESSORIES GROUP (CONTINUED)

5.0 KW ONAN GENERATOR EXPORT OPTION L04J

KEY PART NUMBER	U/M DESCRIPTION
079654-05-000	EA PIPE-EXHAUST, ANGLED - W/FLANGE - EMERALD - ONAN# 154-2
081834-03-000	EA GENERATOR-5.0KW ONAN 53CR/1601 FROM: 00-00-00 THRU: 03-11-90
100975-04-000	EA GENERATOR-5KW, EMERALD, ONAN NHE/FN29237G FROM: 03-12-90 THRU: 99-99-99
083151-01-000	EA MUFFLER-GENERATOR, ONAN - 1.6" OD
083152-01-000	EA PIPE-EXHAUST, 1.3"OD X 33.3" TO BEND X 28.7" TO END
083152-03-000	EA PIPE-EXHAUST, 1.3"OD X 4.9" TO BEND X 11.8" TO END
083152-06-000	EA PIPE-EXHAUST, 1.3"OD X 4.9" TO BEND X 55.1" TO END
007125-03-000	EA CLAMP-MUFFLER - 1.5" DIA
007125-04-000	EA CLAMP-MUFFLER, 1.1" DIA
008289-01-000	EA BOX-ELECTRIC, STEEL - 1/2" AND 3/4" KNOCKOUTS - 4" X 4"
008294-01-000	EA COVER-ELECTRICAL BOX, STEEL/BLANK - 4" X 4" - GRAY
008054-01-000	EA CORD-POWER, 10/3 WIRE - 30 AMP - 25'
008026-01-000	FT WIRE-12/2, ROMEX - W/GROUND
008311-01-000	EA CONNECTOR-WIRE NUT, INSULATED - RED
008312-01-000	EA CONNECTOR-WIRE NUT, INSULATED - BLUE
008314-01-000	EA CONNECTOR-WIRE NUT, INSULATED - GRAY
008328-01-000	EA TERMINAL-RING, 12/10 WIRE - #10 STUD FIT
008331-01-000	EA TERMINAL-RING, TONGUE - #4 WIRE - 3/8" STUD - COPPER
008353-01-000	EA CONNECTOR-CABLE CLAMPING, 3/8"
008355-01-000	EA CONNECTOR-CABLE CLAMPING, 3/4"
008356-01-000	EA CONNECTOR-PLASTIC, 3/8" AVG
024924-02-000	EA RECEPTACLE-POWER CORD, W/PARTIAL PLATE
041953-01-000	FT CONDUIT-CONVOLUTE SLIT, .5"ID
069238-01-000	EA COVER-ELECTRICAL BOX, W/HOLE - 4" X 4" - GRAY USED WITH 30 OR 50 AMP RECEPTACLE
073937-03-000	EA SWITCH-ROTARY SELECTOR - 3 DECK - A/C - TK20-090604-001
073937-01-700	EA KNOB-ROTARY SWITCH, A/C SELECTOR - 145749
074890-01-000	EA BOX-EXTENSION, STEEL - OPEN SIDES - 4" X 4" X 1 1/2"
074897-01-000	EA COVER-ELECTRIC BOX, 1 LARGE & 2 SMALL HOLES - 4" X 4"
008294-01-000	EA COVER-ELECTRICAL BOX, STEEL/BLANK - 4" X 4" - GRAY
091213-01-000	EA BOX-CIRCUIT BREAKER- W/KNOCKOUTS - 3.3" X 11.8" X 2.5"
092615-01-000	EA CONVERTER-40 AMP, W/CHARGER - B-W 32400P
007131-01-000	EA HANGER-TAILPIPE
083209-03-000	EA CIRCUIT BREAKER-15/20AMP, 120V - BW - 0-15/20
058708-01-000	EA RECEPTACLE-ELECTRIC, DOUBLE - BROWN
031035-01-000	EA GAUGE-HOURLMETER

1990 ITASCA  
TABLE OF CONTENTS

INTRODUCTION	A-01	A-02
ABBREVIATIONS		A-03
ALPHABETICAL INDEX	A-04	A-08
ICN36RQ	A-07	F-19

1990 ICN36RQ INDEX

FLOOR PLAN	A-07	A-08
ACCESSORIES	A-09	A-22
BATH	A-23	B-02
BEDROOM	B-03	B-06
CHASSIS	B-07	B-16
C C & PAD	B-17	C-02
DINETTE	C-03	C-06
DRIVERS	C-07	C-10
ELECTRICAL	C-11	C-18
EXTERIOR BODY	C-19	D-06
GALLEY	D-07	D-16
HEATING & A/C	D-17	D-20
INTERIOR FINISH	D-21	E-01
LABEL	E-02	E-10
LP		E-11
LOUNGE	E-12	E-13
SEALANTS & FASTENERS	E-14	E-16
WATER & SEWAGE	E-17	E-21
WINDOW, VENT AND EXTERIOR DOOR	E-22	F-19

ACCESSORIES GROUP (CONTINUED)

GENERATOR-KOHLER, 4.5 KW - US OPTION L350 - CHEVY & FORD

KEY PART NUMBER	U/M DESCRIPTION
007125-03-000	EA CLAMP-MUFFLER - 1.5" DIA
007125-01-000	EA CLAMP-MUFFLER, 1.1" DIA
008289-01-000	EA BOX-ELECTRIC, STEEL - 1/2" AND 3/4" KNOCKOUTS - 4" X 4"
008294-01-000	EA COVER-ELECTRICAL BOX, STEEL/BLANK - 4" X 4" - GRAY
083152-10-000	EA PIPE-EXHAUST, GENERATOR - 1 4" DIA X 7.9" X 22"
093590-02-000	EA MUFFLER-GENERATOR
093740-01-000	EA GENERATOR-KOHLER, 4500KW - 4.5CKM21
008054-02-000	EA CORD-POWER 10-3 - 30AMP - 33'
000G11-08-08B	EA SCREW, 8-18 X 1/2 PPH ZN
000G67-10-12B	EA SCREW, 10-12 X 3/4 - PPH ZN
008001-01-000	FT WIRE-10AWG, STRAND - WHITE
008026-01-000	FT WIRE-12/2, ROMEX - W/GROUND
008311-01-000	EA CONNECTOR-WIRE NUT, INSULATED - RED
008314-01-000	EA CONNECTOR-WIRE NUT, INSULATED - GRAY
008328-01-000	EA TERMINAL-RING, 12/10 WIRE - #10 STUD FIT
008331-01-000	EA TERMINAL-RING, TONGUE - #4 WIRE - 3/8" STUD - COPPER
008353-01-000	EA CONNECTOR-CABLE CLAMPING, 3/8"
008355-01-000	EA CONNECTOR-CABLE CLAMPING, 3/4"
008356-01-000	EA CONNECTOR-PLASTIC, 3/8" AVG
024924-02-000	EA RECEPTACLE-POWER CORD, W/PARTIAL PLATE
041953-01-000	FT CONDUIT-CONVOLUTE SLIT, 50ID
067762-01-000	EA CONVERTER-40 AMP, W/CHARGER - TRIAD TU-740-2
069238-01-000	EA COVER-ELECTRICAL BOX, W/HOLE - 4" X 4" - GRAY USED WITH 30 OR 50 AMP RECEPTACLE
073937-03-000	EA SWITCH-ROTARY SELECTOR, 3 DECK - A/C - CA20-USA892
073937-01-700	EA KNOB-ROTARY SWITCH-A/C SEL
074890-01-000	EA BOX-EXTENSION, STEEL - OPEN SIDES - 4" X 4" X 1 1/2"
074897-01-000	EA COVER-ELECTRIC BOX, 1 LARGE & 2 SMALL HOLES - 4" X 4"
083209-03-000	EA CIRCUIT BREAKER-15/20AMP, 120V - BW - 0-15/20
083209-05-000	EA CIRCUIT BREAKER-20A, 120V - BW J-20
083209-06-000	EA CIRCUIT BREAKER-30/15 AMP, 120V - BW D-30/15
091213-01-000	EA BOX-CIRCUIT BREAKER- W/KNOCKOUTS - 5 3" X 11 8" X 2.5"
000C26-04-10B	EA BOLT-HEX, SER FLG - 1/4-20 X 5/8 ZINC
000D14-05-00B	EA NUT-HEX, 5/16-18 - ZN 5
000D39-04-00B	EA NUT-HEX, SER FLG LK 1/4 - 20 ZN
000D39-05-00B	EA NUT-HEX, SER FLG LK - 5/16 - 18 ZN
007125-03-000	EA CLAMP-MUFFLER - 1.5" DIA
007131-01-000	EA HANGER-TAILPIPE
008311-01-000	EA CONNECTOR-WIRE NUT, INSULATED - RED
024976-01-000	EA SWITCH-GENERATOR, W/O CIRCUIT BOARD
041480-01-000	EA CONNECTOR-STRAIGHT, 1/2" FLEX CONDUIT
031035-01-000	EA GAUGE-HOURLMETER
081087-01-000	EA LIGHT ASM-INDICATOR
097372-04-01A	EA SWITCH-MOMENTARY-OFF-MOMENTARY
077353-09-000	EA SHROUD-INSTRUMENT PANEL CLUSTER, GENERATOR

GENERATOR-KOHLER, 4.5 KW - CANADIAN OPTION L350 - CHEVY & FORD  
SAME AS U.S. OPTION EXCEPT FOR THE FOLLOWING

KEY PART NUMBER	U/M DESCRIPTION
008289-02-000	EA BOX-ELECTRICAL, 4" X 4" - 1/2" & 3/4" KNOCKOUTS - CANADIAN
008294-02-000	EA COVER-ELECTRICAL BOX, BLANK STEEL - 4" X 4" - CANADIAN
008052-01-000	EA CORD-POWER, 10/3 - 30 AMP - 25' - CANADIAN
067762-02-000	EA CONVERTER-40AMP, W/CHARGER - TRIAD TU-840-2
083210-02-000	EA CIRCUIT BREAKER-GFI, 15A - 120V - BW U-15
093257-01-000	EA BOX-ELECTRICAL, CIRCUIT BREAKER

ACCESSORIES GROUP (CONTINUED)

GENERATOR-KOHLER, 7 KW - US OPTION L37M - CHEVY & FORD

KEY PART NUMBER	U/M DESCRIPTION
007125-03-000	EA CLAMP-MUFFLER - 1.5" DIA
007125-04-000	EA CLAMP-MUFFLER, 1.1" DIA
008289-01-000	EA BOX-ELECTRIC, STEEL - 1/2" AND 3/4" KNOCKOUTS - 4" X 4"
008294-01-000	EA COVER-ELECTRICAL BOX, STEEL/BLANK - 4" X 4" - GRAY
083152-06-000	EA PIPE-EXHAUST, GENERATOR - ONAN - 1 3" OD X 4 9" X 55.1"
093547-01-000	EA GENERATOR-KOHLER, 7KW - OCKM21
093590-04-000	EA MUFFLER-GENERATOR, 7KW - KOHLER
083152-05-000	EA PIPE-EXHAUST, GENERATOR
008054-02-000	EA CORD-POWER, 10-3 - 30AMP - 33'
000G11-08-08B	EA SCREW, 8-18 X 1/2 PPH ZN
000G11-10-16B	EA SCREW, 10-16 X 1 - PPH ZN
000G67-10-12B	EA SCREW, 10-12 X 3/4 - PPH ZN
008026-01-000	FT WIRE-12/2, ROMEX - W/GROUND
008311-01-000	EA CONNECTOR-WIRE NUT, INSULATED - RED
008314-01-000	EA CONNECTOR-WIRE NUT, INSULATED - GRAY
008328-01-000	EA TERMINAL-RING, 12/10 WIRE - #10 STUD FIT
008331-01-000	EA TERMINAL-RING, TONGUE - #4 WIRE - 3/8" STUD - COPPER
008353-01-000	EA CONNECTOR-CABLE CLAMPING, 3/8"
008355-01-000	EA CONNECTOR-CABLE CLAMPING, 3/4"
008356-01-000	EA CONNECTOR-PLASTIC, 3/8" AVG
024924-02-000	EA RECEPTACLE-POWER CORD, W/PARTIAL PLATE
041953-01-000	FT CONDUIT-CONVOLUTE SLIT, 1/2"ID
067762-01-000	EA CONVERTER-40 AMP, W/CHARGER - TRIAD TU-740-2
069238-01-000	EA COVER-ELECTRICAL BOX, W/HOLE - 4" X 4" - GRAY USED WITH 30 OR 50 AMP RECEPTACLE
073937-03-000	EA SWITCH-ROTARY SELECTOR, 3 DECK - A/C - CA20-USA892
073937-01-700	EA KNOB-ROTARY SWITCH-A/C SEL
074890-01-000	EA BOX-EXTENSION, STEEL - OPEN SIDES - 4" X 4" X 1 1/2"
074897-01-000	EA COVER-ELECTRIC BOX, 1 LARGE & 2 SMALL HOLES - 4" X 4"
083209-03-000	EA CIRCUIT BREAKER-15/20AMP, 120V - BW - 0-15/20
083209-05-000	EA CIRCUIT BREAKER-20A, 120V - BW J-20
083209-06-000	EA CIRCUIT BREAKER-30/15 AMP, 120V - BW D-30/15
091213-01-000	EA BOX-CIRCUIT BREAKER- W/KNOCKOUTS - 5 3" X 11 8" X 2.5"
000C26-04-10B	EA BOLT-HEX, SER FLG - 1/4-20 X 5/8 ZINC
000D14-05-00B	EA NUT-HEX, 5/16-18 - ZN 5
000D39-04-00B	EA NUT-HEX, SER FLG LK 1/4 - 20 ZN
000D39-05-00B	EA NUT-HEX, SER FLG LK - 5/16 - 18 ZN
007131-01-000	EA HANGER-TAILPIPE
024976-01-000	EA SWITCH-GENERATOR, W/O CIRCUIT BOARD
041480-01-000	EA CONNECTOR-STRAIGHT, 1/2" FLEX CONDUIT
088238-01-000	EA COVER-A/C SELECTOR SWITCH FOR FRONT OR REAR
031035-01-000	EA GAUGE-HOURLMETER
081087-01-000	EA LIGHT ASM-INDICATOR
097372-04-01A	EA SWITCH-MOMENTARY-OFF-MOMENTARY
077353-09-000	EA SHROUD-INSTRUMENT PANEL CLUSTER, GENERATOR
007063-01-000	FT HOSE-GAS 1/4"ID X 1/2"OD

GENERATOR-KOHLER, 7 KW - CANADIAN OPTION L37M-CHEVY & FORD  
SAME AS U.S. OPTION EXCEPT FOR THE FOLLOWING

KEY PART NUMBER	U/M DESCRIPTION
008289-02-000	EA BOX-ELECTRICAL, 4" X 4" - 1/2" & 3/4" KNOCKOUTS - CANADIAN
008294-02-000	EA COVER-ELECTRICAL BOX, BLANK STEEL - 4" X 4" - CANADIAN
083151-01-000	EA MUFFLER-GENERATOR, ONAN - 1.6" OD
008289-02-000	EA BOX-ELECTRICAL, 4" X 4" - 1/2" & 3/4" KNOCKOUTS - CANADIAN
067762-02-000	EA CONVERTER-40AMP, W/CHARGER - TRIAD TU-840-2

1990 ITASCA  
TABLE OF CONTENTS

INTRODUCTION	A-01 -	A-02
ABBREVIATIONS		A-03
ALPHABETICAL INDEX	A-04 -	A-06
ICN36RQ	A-07 -	F-19

1990 ICN36RQ INDEX

FLOOR PLAN	A-07 -	A-08
ACCESSORIES	A-09 -	A-22
BATH	A-23 -	B-02
BEDROOM	B-03 -	B-06
CHASSIS	B-07 -	B-16
C C & PAD	B-17 -	C-02
DINETTE	C-03 -	C-06
DRIVERS	C-07 -	C-10
ELECTRICAL	C-11 -	C-18
EXTERIOR BODY	C-19 -	D-06
GALLEY	D-07 -	D-16
HEATING A A'C	D-17 -	D-20
INTERIOR FINISH	D-21 -	E-01
LABEL	E-02 -	E-10
LP		E-11
LOUNGE	E-12 -	E-13
SEALANTS & FASTENERS	E-14 -	E-16
WATER & SEWAGE	E-17 -	E-21
WINDOW, VENT AND EXTERIOR DOOR	E-22 -	F-19

ACCESSORIES GROUP (CONTINUED)

GENERATOR-ONAN, 3.6 KW - EXPORT OPTION L383

KEY PART NUMBER	U/M DESCRIPTION
007125-03-000	EA CLAMP-MUFFLER - 1 5" DIA
007125-04-000	EA CLAMP-MUFFLER, 1.1" DIA
008289-01-000	EA BOX-ELECTRIC, STEEL - 1/2" AND 3/4" KNOCKOUTS - 4" X 4"
008294-01-000	EA COVER-ELECTRICAL BOX, STEEL/BLANK - 4" X 4" - GRAY
081634-02-000	EA GENERATOR-3.6GE 3500WATT, EMERALD 53CR/2923 FROM: 00-00-00 THRU: 03-11-90
100974-05-000	EA GENERATOR-4.0KW EMERALD PLUS, ONAN BGE-FN/29237 FROM: 03-12-90 THRU: 11-21-91
100974-04-000	EA GENERATOR-4.0KW EMERALD PLUS, ONAN BGE-FN/29236 FROM: 11-22-91 THRU: 99-99-99
083152-04-000	EA PIPE-EXHAUST, GENERATOR
093590-02-000	EA MUFFLER-GENERATOR
008054-01-000	EA CORD-POWER, 10-3 WIRE - 30 AMP - 25'
000G11-08-08B	EA SCREW, 8-18 X 1/2 PPH ZN
000G67-10-12B	EA SCREW, 10-12 X 3/4 - PPH ZN
008001-01-000	FT WIRE-10AWG, STRAND - WHITE
008026-01-000	FT WIRE-12/2, ROMEX - W/GROUND
008311-01-000	EA CONNECTOR-WIRE NUT, INSULATED - RED
008314-01-000	EA CONNECTOR-WIRE NUT, INSULATED - GRAY
008328-01-000	EA TERMINAL-RING, 12/10 WIRE - #10 STUD FIT
008331-01-000	EA TERMINAL-RING, TONGUE - #4 WIRE - 3/8" STUD - COPPER
008353-01-000	EA CONNECTOR-CABLE CLAMPING, 3/8"
008355-01-000	EA CONNECTOR-CABLE CLAMPING, 3/4"
008356-01-000	EA CONNECTOR-PLASTIC, 3/8" AVG
024924-02-000	EA RECEPTACLE-POWER CORD, W/PARTIAL PLATE
041953-01-000	FT CONDUIT-CONVOLUTE SLIT, 1/2"ID
069238-01-000	EA COVER-ELECTRICAL BOX, W/HOLE - 4" X 4" - GRAY USED WITH 30 OR 50 AMP RECEPTACLE
073937-03-000	EA SWITCH-ROTARY SELECTOR, 3 DECK - A/C - CA20-USA892
073937-01-700	EA KNOB-ROTARY SWITCH-A/C SEL
074890-01-000	EA BOX-EXTENSION, STEEL - OPEN SIDES - 4" X 4" X 1 1/2"
074897-01-000	EA COVER-ELECTRIC BOX, 1 LARGE & 2 SMALL HOLES - 4" X 4"
091213-01-000	EA BOX-CIRCUIT BREAKER - W/KNOCKOUTS - 5.3" X 11.8" X 2.5"
092615-01-000	EA CONVERTER-40 AMP, W/CHARGER - B-W 32400P
094809-01-000	EA LOAD CENTER-240 VOLT, 125 AMP
094810-01-000	EA CIRCUIT BREAKER-DOUBLE 30 AMP, GE THQL2130
094811-01-000	EA CIRCUIT BREAKER-DOUBLE 20 AMP, GE THQL2120
000C26-04-10B	EA BOLT-HEX, SER FLG - 1/4-20 X 5/8 ZINC
000D14-05-00B	EA NUT-HEX, 5/16-18 - ZN 5
000D39-04-00B	EA NUT-HEX, SER FLG LK 1/4 - 20 ZN
000D39-05-00B	EA NUT-HEX, SER FLG LK - 5/16 - 18 ZN
007131-01-000	EA HANGER-TAILPIPE
024976-01-000	EA SWITCH-GENERATOR, W/O CIRCUIT BOARD
041480-01-000	EA CONNECTOR-STRAIGHT, 1/2" FLEX CONDUIT
031035-01-000	EA GAUGE-HOURLMETER
077353-09-000	EA SHROUD-INSTRUMENT PANEL CLUSTER, GENERATOR
081087-01-000	EA LIGHT ASM-INDICATOR
097372-04-01A	EA SWITCH-MOMENTARY-OFF-MOMENTARY

KEY PART NUMBER

007125-03-000  
007125-04-000  
008289-01-000  
008234-01-000  
077476-03-000  
079654-05-000  
081364-03-000  
083151-01-000  
083152-01-000  
083152-08-000  
094059-01-000  
055278-01-001  
094657-02-000  
094657-01-000  
093545-01-000

100974-01-000

008054-02-000  
000G11-08-08B  
000G67-10-12B  
008001-01-000  
008026-01-000  
008311-01-000  
008314-01-000  
008328-01-000  
008331-01-000  
008353-01-000  
008355-01-000  
008356-01-000  
024924-02-000  
041953-01-000  
067762-01-000  
069238-01-000

073937-03-000  
073937-01-700  
074890-01-000  
074897-01-000  
083209-03-000  
083209-05-000  
083209-06-000  
091213-01-000  
000C26-04-10B  
000D14-05-00B  
000D39-04-00B  
000D39-05-00B  
007131-01-000  
024976-01-000  
041480-01-000  
031035-01-000  
081087-01-000  
097372-04-01A  
077353-09-000

KEY PART NUMBER

008289-02-000  
008294-02-000  
008052-01-000  
008289-02-000  
067762-02-000  
083210-02-000  
093257-01-000

ACCESSORIES GROUP (CONTINUED)

GENERATOR-ONAN, 4 KW - US OPTION L39E - CHEVY & FORD

U/M DESCRIPTION

EA CLAMP-MUFFLER - 1 5" DIA  
EA CLAMP-MUFFLER, 1.1" DIA  
EA BOX-ELECTRIC, STEEL - 1/2" AND 3/4" KNOCKOUTS - 4" X 4"  
EA COVER-ELECTRICAL BOX, STEEL/BLANK - 4" X 4" - GRAY  
EA PIPE-EXHAUST, GENERATOR - ONAN - 1 4" X 47 6"  
EA PIPE-EXHAUST, ANGLED - W/FLANGE - EMERALD - ONAN# 154-2539  
EA MUFFLER-GENERATOR, ONAN  
EA MUFFLER-GENERATOR, ONAN - 1 6" OD  
EA PIPE-EXHAUST, GENERATOR - ONAN - 1 3"OD X 33 3" X 27.7"  
EA PIPE-EXHAUST, GENERATOR - ONAN - 1 3" OD X 4.9" X 55 1"  
EA SPACER-GENERATOR, ONAN  
FT TUBING-STEEL, .75" X 1.5" X 288"  
EA TRAY-GENERATOR, 22.5" X 30 4" X 6 9" W/WELD NUTS  
EA TRAY-GENERATOR, 22.5" X 30 4" X 6 9"  
EA GENERATOR-4.0 KW, ONAN

FROM: 00-00-00 THRU: 04-15-90

EA GENERATOR-4.0KW EMERALD PLUS, ONAN BGE-FA/26100G  
FROM: 04-16-90 THRU: 99-99-99

EA CORD-POWER, 10-3 - 30AMP - 33'  
EA SCREW, 8-18 X 1/2 PPH ZN  
EA SCREW, 10-12 X 3/4 - PPH ZN  
FT WIRE-10AWG, STRAND - WHITE  
FT WIRE-12/2, ROMEX - W/GROUND  
EA CONNECTOR-WIRE NUT, INSULATED - RED  
EA CONNECTOR-WIRE NUT, INSULATED - GRAY  
EA TERMINAL-RING, 12/10 WIRE - #10 STUD FIT  
EA TERMINAL-RING, TONGUE - #4 WIRE - 3/8" STUD - COPPER  
EA CONNECTOR-CABLE CLAMPING, 3/8"  
EA CONNECTOR-CABLE CLAMPING, 3/4"  
EA CONNECTOR-PLASTIC, 3/8" AVG  
EA RECEPTACLE-POWER CORD, W/PARTIAL PLATE  
FT CONDUIT-CONVOLUTE SLIT, 1/2"ID  
EA CONVERTER-40 AMP, W/CHARGER - TRIAD TU-740-2  
EA COVER-ELECTRICAL BOX, W/HOLE - 4" X 4" - GRAY  
USED WITH 30 OR 50 AMP RECEPTACLE

EA SWITCH-ROTARY SELECTOR, 3 DECK - A/C - CA20-USA892  
EA KNOB-ROTARY SWITCH-A/C SEL  
EA BOX-EXTENSION, STEEL - OPEN SIDES - 4" X 4" X 1 1/2"  
EA COVER-ELECTRIC BOX, 1 LARGE & 2 SMALL HOLES - 4" X 4"  
EA CIRCUIT BREAKER-15/20AMP, 120V - BW - 0-15/20  
EA CIRCUIT BREAKER-20A, 120V - BW J-20  
EA CIRCUIT BREAKER-30/15 AMP, 120V - BW D-30/15  
EA BOX-CIRCUIT BREAKER - W/KNOCKOUTS - 5.3" X 11.8" X 2.5"  
EA BOLT-HEX, SER FLG - 1/4-20 X 5/8 ZINC  
EA NUT-HEX, 5/16-18 - ZN 5  
EA NUT-HEX, SER FLG LK 1/4 - 20 ZN  
EA NUT-HEX, SER FLG LK - 5/16 - 18 ZN  
EA HANGER-TAILPIPE  
EA SWITCH-GENERATOR, W/O CIRCUIT BOARD  
EA CONNECTOR-STRAIGHT, 1/2" FLEX CONDUIT  
EA GAUGE-HOURLMETER  
EA LIGHT ASM-INDICATOR  
EA SWITCH-MOMENTARY-OFF-MOMENTARY  
EA SHROUD-INSTRUMENT PANEL CLUSTER, GENERATOR

GENERATOR-ONAN, 4 KW - CANADIAN OPTION L39E  
SAME AS U.S. OPTION EXCEPT FOR THE FOLLOWING

U/M DESCRIPTION

EA BOX-ELECTRICAL, 4" X 4" - 1/2"&3/4" KNOCKOUTS - CANADIAN  
EA COVER-ELECTRICAL BOX, BLANK STEEL - 4" X 4" - CANADIAN  
EA CORD-POWER, 10-3 - 30 AMP - 25' - CANADIAN  
EA BOX-ELECTRICAL, 4" X 4" - 1/2"&3/4" KNOCKOUTS - CANADIAN  
EA CONVERTER-40AMP, W/CHARGER - TRIAD TU-840-2  
EA CIRCUIT BREAKER-3-GFI, 15A - 120V - BW U-15  
EA BOX-ELECTRICAL, CIRCUIT BREAKER

1990 ITASCA  
TABLE OF CONTENTS

INTRODUCTION	A-01	A-02
ABBREVIATIONS		A-03
ALPHABETICAL INDEX	A-04	A-06
ICN36RQ	A-07	F-19

1990 ICN36RQ INDEX

FLOOR PLAN	A-07	A-08
ACCESSORIES	A-09	A-22
BATH	A-23	B-02
BEDROOM	B-03	B-06
CHASSIS	B-07	B-16
C & PAD	B-17	C-02
DINETTE	C-03	C-06
DRIVERS	C-07	C-10
ELECTRICAL	C-11	C-18
EXTERIOR BODY	C-19	D-06
GALLEY	D-07	D-16
HEATING & A/C	D-17	D-20
INTERIOR FINISH	D-21	E-01
LABEL	E-02	E-10
LP		E-11
LOUNGE	E-12	E-13
SEALANTS & FASTENERS	E-14	E-16
WATER & SEWAGE	E-17	E-21
WINDOW, VENT AND EXTERIOR DOOR	E-22	F-19



ACCESSORIES GROUP (CONTINUED)

GENERATOR-ONAN, 6.5 KW - US OPTION L39G - CHEVY & FORD

KEY PART NUMBER	U/M DESCRIPTION
007125-03-000	EA CLAMP-MUFFLER - 1 5" DIA
007125-04-000	EA CLAMP-MUFFLER, 1 1" DIA
008289-01-000	EA BOX-ELECTRIC, STEEL - 1/2" AND 3/4" KNOCKOUTS - 4" X 4"
008294-01-000	EA COVER-ELECTRICAL BOX, STEEL/BLANK - 4" X 4" - GRAY
077476-03-000	EA PIPE-EXHAUST, GENERATOR - ONAN - 1 4" X 47 6"
079654-05-000	EA PIPE-EXHAUST, ANGLED - W/FLANGE - EMERALD - ONAN# 154-2539
081364-03-000	EA MUFFLER-GENERATOR, ONAN
083151-01-000	EA MUFFLER-GENERATOR, ONAN - 1 6" OD
093152-01-000	EA PIPE-EXHAUST, GENERATOR - ONAN - 1 3"OD X 33 3" X 27 7"
083152-06-000	EA PIPE-EXHAUST, GENERATOR - ONAN - 1 3" OD X 4 9" X 55 1"
094059-01-000	EA SPACER-GENERATOR, ONAN
055278-01-001	FT TUBING-STEEL, .75" X 1 5" X 288"
094657-02-000	EA TRAY-GENERATOR, 22 5" X 30 4" X 6 9"
094657-01-000	EA TRAY-GENERATOR, 22 5" X 30 4" X 6 9"
093546-01-000	EA GENERATOR-6 5 KW, ONAN
FROM: 00-00-00 THRU: 04-29-90	
100975-01-000	EA GENERATOR-6 5KW EMERALD PLUS, ONAN NHE-FA/26100G
FROM: 04-30-90 THRU: 99-99-99	
008054-02-000	EA CORD-POWER, 10-3 - 30AMP - 33'
000G11-08-08B	EA SCREW, 8-18 X 1/2 PPH ZN
000G11-10-16B	EA SCREW, 10-16 X 1 - PPH ZN
000G67-10-12B	EA SCREW, 10-12 X 3/4 - PPH ZN
008026-01-000	FT WIRE-12/2, ROMEX - W/GROUND
008311-01-000	EA CONNECTOR-WIRE NUT, INSULATED - RED
008314-01-000	EA CONNECTOR-WIRE NUT, INSULATED - GRAY
008328-01-000	EA TERMINAL-RING, 12/10 WIRE - #10 STUD FIT
008331-01-000	EA TERMINAL-RING, TONGUE - #4 WIRE - 3/8" STUD - COPPER
008353-01-000	EA CONNECTOR-CABLE CLAMPING, 3/8"
008355-01-000	EA CONNECTOR-CABLE CLAMPING, 3/4"
008356-01-000	EA CONNECTOR-PLASTIC, 3/8" AVG
024924-02-000	EA RECEPTACLE-POWER CORD, W/PARTIAL PLATE
041953-01-000	FT CONDUIT-CONVOLUTE SLIT, 1/2"ID
067762-01-000	EA CONVERTER-40 AMP, W/CHARGER - TRIAD TU-740-2
069238-01-000	EA COVER-ELECTRICAL BOX, W/HOLE - 4" X 4" - GRAY
USED WITH 30 OR 50 AMP RECEPTACLE	
088238-01-000	EA COVER-A/C SELECTOR SWITCH FOR FRONT OR REAR
073937-03-000	EA SWITCH-ROTARY SELECTOR, 3 DECK - A/C - CA20-USA892
073937-01-700	EA KNOB-ROTARY SWITCH-A/C SEL
074890-01-000	EA BOX-EXTENSION, STEEL - OPEN SIDES - 4" X 4" X 1 1/2"
074897-01-000	EA COVER-ELECTRIC BOX, 1 LARGE & 2 SMALL HOLES - 4" X 4"
083209-03-000	EA CIRCUIT BREAKER-15/20AMP, 120V - BW - 0-15/20
083209-05-000	EA CIRCUIT BREAKER-20A, 120V - BW J-20
083209-06-000	EA CIRCUIT BREAKER-30/15 AMP, 120V - BW D-30/15
091213-01-000	EA BOX-CIRCUIT BREAKER- W/KNOCKOUTS - 5 3" X 11 8" X 2 5"
000C26-04-10B	EA BOLT-HEX, SER FLG - 1/4-20 X 5/8 ZINC
000D14-05-00B	EA NUT-HEX, 5/16-18 - ZN 5
000D39-04-00B	EA NUT-HEX, SER FLG LK 1/4 - 20 ZN
000D39-05-00B	EA NUT-HEX, SER FLG LK - 5/16 - 18 ZN
007131-01-000	EA HANGER-TAILPIPE
024976-01-000	EA SWITCH-GENERATOR, W/O CIRCUIT BOARD
041480-01-000	EA CONNECTOR-STRAIGHT, 1/2" FLEX CONDUIT
088238-01-000	EA COVER-A/C SELECTOR SWITCH FOR FRONT OR REAR
031035-01-000	EA GAUGE-HOURLMETER
081087-01-000	EA LIGHT ASM-INDICATOR
097372-04-01A	EA SWITCH-MOMENTARY-OFF-MOMENTARY
077353-09-000	EA SHROUD-INSTRUMENT PANEL CLUSTER, GENERATOR

ACCESSORIES GROUP (CONTINUED)

GENERATOR-ONAN, 6.5 KW - CANADIAN OPTION L392 - CHEVY OR FORD  
SAME AS U S OPTION EXCEPT FOR THE FOLLOWING

KEY PART NUMBER	U/M DESCRIPTION
008289-02-000	EA BOX-ELECTRICAL, 4" X 4" - 1/2" & 3/4" KNOCKOUTS - CANADIAN
008294-02-000	EA COVER-ELECTRICAL BOX, BLANK STEEL - 4" X 4" - CANADIAN
008289-02-000	EA BOX-ELECTRICAL, 4" X 4" - 1/2" & 3/4" KNOCKOUTS - CANADIAN
083210-02-000	EA CIRCUIT BREAKER-GFI, 15A - 120V - BW U-15
093257-01-000	EA BOX-ELECTRICAL, CIRCUIT BREAKER

1990 ITASCA  
TABLE OF CONTENTS

INTRODUCTION	A-01	A-02
ABBREVIATIONS		A-03
ALPHABETICAL INDEX	A-04	A-06
ICN36RQ	A-07	F-19

1990 ICN36RQ INDEX

FLOOR PLAN	A-07	A-08
ACCESSORIES	A-09	A-22
BATH	A-23	B-02
BEDROOM	B-03	B-06
CHASSIS	B-07	B-16
C C & PAD	B-17	C-02
DINETTE	C-03	C-06
DRIVERS	C-07	C-10
ELECTRICAL	C-11	C-18
EXTERIOR BODY	C-19	D-06
GALLEY	D-07	D-16
HEATING & A/C	D-17	D-20
INTERIOR FINISH	D-21	E-01
LABEL	E-02	E-10
LP		E-11
LOUNGE	E-12	E-13
SEALANTS & FASTENERS	E-14	E-16
WATER & SEWAGE	E-17	E-21
WINDOW, VENT AND		
EXTERIOR DOOR	E-22	F-19

ACCESSORIES GROUP (CONTINUED)

LUGGAGE RACK & LADDER OPTION L35U

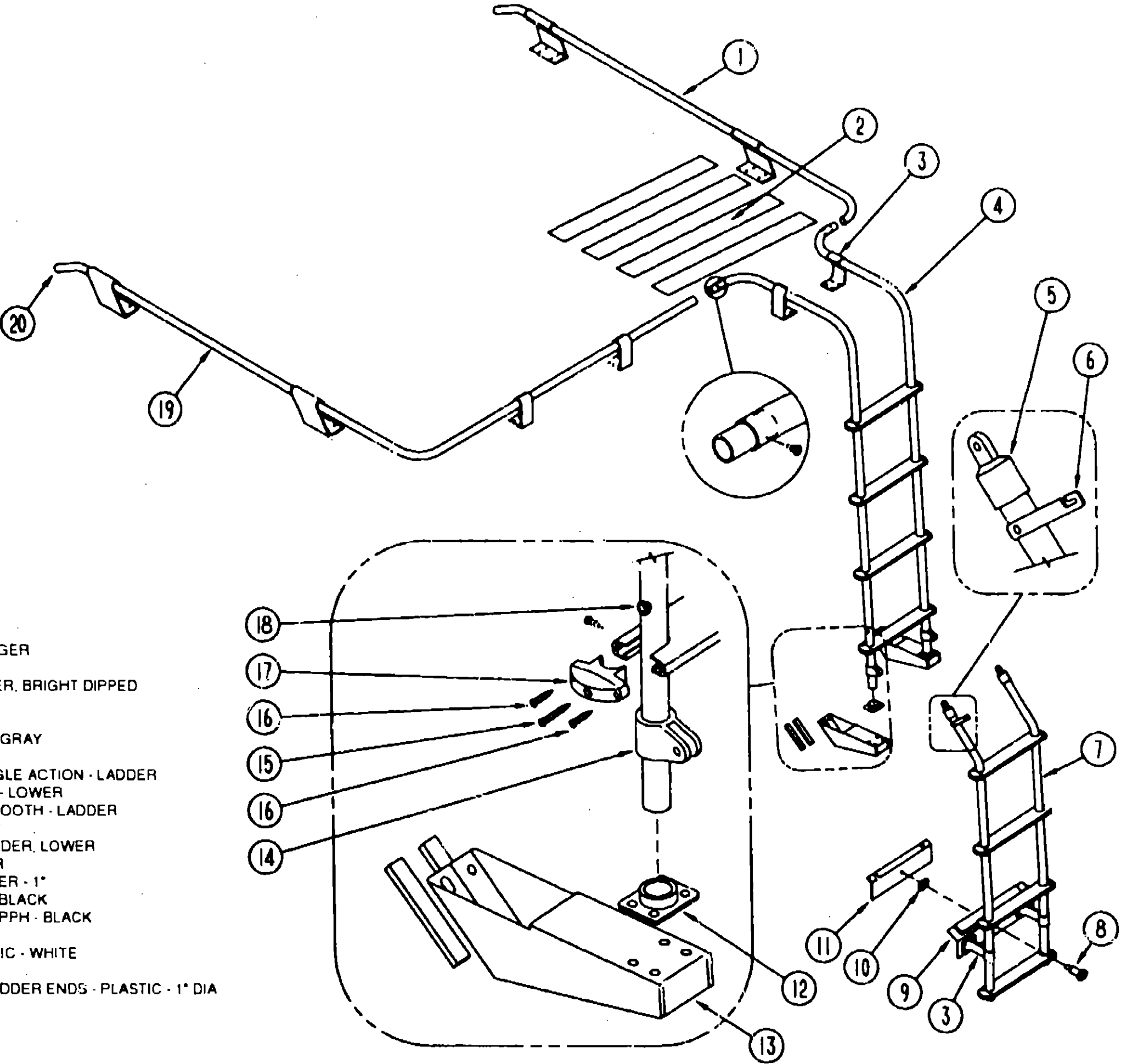
1990 ITASCA  
TABLE OF CONTENTS

INTRODUCTION	A-01	A-02
ABBREVIATIONS		A-03
ALPHABETICAL INDEX	A-04	A-06
ICN36RQ	A-07	F-19

1990 ICN36RQ INDEX

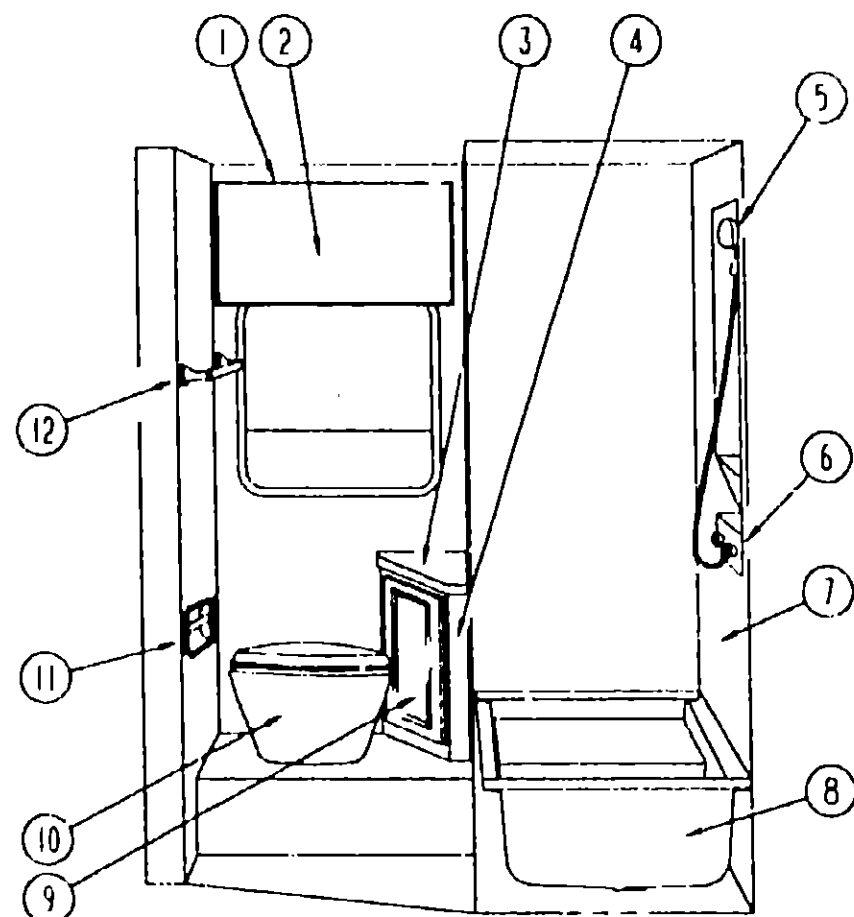
FLOOR PLAN	A-07	A-08
ACCESSORIES	A-09	A-22
BATH	A-23	B-02
BEDROOM	B-03	B-06
CHASSIS	B-07	B-16
C & C PAD	B-17	C-02
DINETTE	C-03	C-06
DRIVERS	C-07	C-10
ELECTRICAL	C-11	C-18
EXTERIOR BODY	C-19	D-06
GALLEY	D-07	D-16
HEATING & A/C	D-17	D-20
INTERIOR FINISH	D-21	E-01
LABEL	E-02	E-10
LP		E-11
LOUNGE	E-12	E-13
SEALANTS & FASTENERS	E-14	E-16
WATER & SEWAGE	E-17	E-21
WINDOW, VENT AND EXTERIOR DOOR	E-22	F-19

KEY PART NUMBER	U/M	DESCRIPTION
1 081026-09-Y12	EA	RACK-LUGGAGE, PASSENGER
2 038327-01-000	EA	TAPE-ANTI SLIP, 2" X 60"
3 N/A	EA	STANDOFF-RACK & LADDER, BRIGHT DIPPED
4 092964-01-Y12	EA	LADDER-UPPER
5 081115-01-000	EA	CAP-TOP, 1 INCH
6 080873-01-000	EA	LATCH-LADDER, LOWER - GRAY
7 092963-01-Y12	EA	LADDER LOWER
8 081056-01-000	EA	PIN-QUICK RELEASE, SINGLE ACTION - LADDER
9 081152-01-000	EA	PLATE-BUMPER, LADDER - LOWER
10 081055-01-000	EA	SPRING GRIP-INTERNAL TOOTH - LADDER
11 081107-01-000	EA	BRACKET-BUMPER PIN
12 067165-01-000	EA	MOUNTING BRACKET-LADDER, LOWER
13 092967-01-01A	EA	FOOTING-LADDER, UPPER
14 081116-01-000	EA	SLIDE-TOP, RACK & LADDER - 1"
15 000G68-10-36T	EA	SCREW-10-12 X 2 25 POH BLACK
16 000G39-06-10T	EA	SCREW-SF/DR, 6-20 X 5/8 PPH - BLACK
17 076980-02-000	EA	END CAP-STEP, BLACK
18 081113-01-000	EA	RUSHING-FLANGE, PLASTIC - WHITE
19 081026-10-Y12	EA	RACK-LUGGAGE, DRIVER
20 081114-01-000	EA	PLUG-ROUND, RACK & LADDER ENDS - PLASTIC - 1" DIA





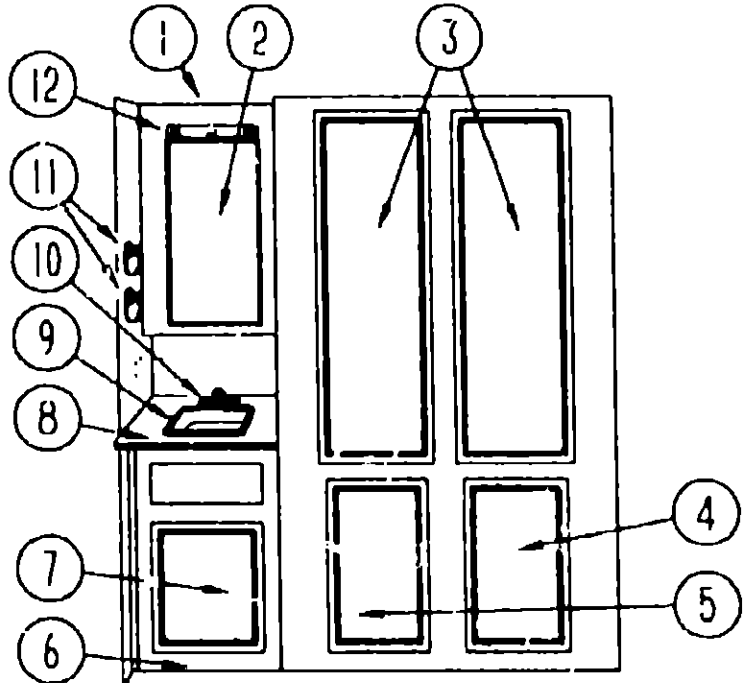
BATH GROUP



BATH CABINET

KEY PART NUMBER	U/M DESCRIPTION
1 076073-01-000	EA CABINET-MEDICINE, JENSEN
1 093446-05-Y15	EA DOOR ASM - MIRROR - MEDICINE CABINET
083513-03-000	EA BRACKET-MEDICINE CABINET, FRONT SIDE - BEIGE
083513-04-000	EA BRACKET-MEDICINE CABINET, REAR SIDE - BEIGE
2 058331-32-000	EA MIRROR GLASS SAFETY - 13 6" X 27 6"
3 096990-12-AE6	EA COUNTERTOP-LAVATORY (AE6,AE7)
3 096990-12-AE8	EA COUNTERTOP-LAVATORY (AE8)
4 M94705-01-AE6	EA CABINET-VANITY, W/O DOORS OR HARDWARE (AE6,AE7)
4 M94705-01-AE8	EA CABINET-VANITY, W/O DOORS OR HARDWARE (AE8)
5 011048-02-000	EA HEAD-SHOWER, W/60" HOSE
6 075242-03-000	EA FAUCET-TUB/SHOWER, BRASS
091255-01-000	FT SEAL-FOAM, 3 2MM X 4 8MM
7 072650-01-000	EA PANEL-SHOWER
8 M02630-08-Y21	EA PAN-SHOWER, W/STRAINER & TAILPIECE
066729-01-000	EA STRAINER-TUB/SHOWER DRAIN
069640-01-000	FT SEALER-RIBBON, 1/4" DIAMETER, INCREMENTS OF 20'
069735-01-000	EA WASHER-STRAINER TO TAILPIECE PLASTIC, 1 5"
9 M96339-08-AE1	EA DOOR-CABINET, W/O HARDWARE - 10" X 19"
	FROM 00-00-00 THRU 10-11-89
9 M88304-21-X08	EA DOOR-CABINET, W/O HARDWARE - 10" X 19"
	FROM 10-12-89 THRU 99-99-99
10 064076-01-000	EA TOILET-THETFORD, MODEL 50 - 15 6" X 18 9" X 11 1" - IVORY
11 085278-01-000	EA HOLDER-PAPER, RECESSED - BRASS
12 075453-02-000	EA BAR-TOWEL 18" BRASS
077840-14-W24	EA MOLDING-CAP WALL - WOOD - 1 4" X 80" L-SHAPED
057671-01-000	EA COVER-SCREW, #8 - PLASTIC - OFF WHITE
075680-02-000	EA ROD-CLOTHES ADJUSTABLE 27 1/8"
022992-08-000	FT MOLDING-REVERSE COVER, T-SHAPED - VINYL - WHITE
009767-12-000	FT MOLDING-SIDE WALL TO CEILING/CABINET - WELTING - OFF WHITE
033580-01-000	EA RING-TOWEL-COR W/PLAS HING
085278-02-000	EA HOLDER-PAPER, RECESSED
090027-01-000	EA DISH-SOAP, CHROME

BATH GROUP (CONTINUED)



WARDROBE CABINET

KEY PART NUMBER	U/M DESCRIPTION
1 M94664-01 AB6	EA CABINET ASM-MEDICINE
2 M88304-G2-AE6	EA DOOR-CABINET, W/O HARDWARE - 15 4" X 25 6"
058331-30-000	EA MIRROR-GLASS SAFETY - 11 9" X 22 1"
3 M88304-64-X11	EA DOOR ASM-HARDWARE, 20 7" X 18 1"
058331-22-000	EA MIRROR-GLASS SAFETY 17 16" X 44 53"
4 M88304-96-X11	EA DOOR ASM-HARDWARE, 14 4" X 26 8"
	FROM 00-00-00 THRU 10-11-89
4 M98339-24-AE1	EA DOOR ASM-HARDWARE 14 4" X 26 8"
	FROM 10-12-89 THRU 99-99-99
5 M88304-95-X11	EA DOOR ASM-HARDWARE, 14 4" X 26 8"
	FROM 00-00-00 THRU 10-11-89
5 M98339-23-AE1	EA DOOR ASM-HARDWARE 14 4" X 25 8"
	FROM 10-12-89 THRU 99-99-99
6 M97354-01-AE6	EA CABINET ASM-LAVATORY
6 M97354-01-AE7	EA CABINET ASM-LAVATORY
6 M97354-01-AE8	EA CABINET ASM-LAVATORY
7 M98339-31-AE6	EA DOOR ASM-HARDWARE 17 7" X 22"
	FROM 00-00-00 THRU 10-11-89
7 M88304-D2-X14	EA DOOR ASM-HARDWARE, 17 7" X 22"
	FROM 10-12-89 THRU 99-99-99
8 097354-11-AE6	EA COUNTERTOP ASM (AE6)
8 097354-11-AE7	EA COUNTERTOP ASM (AE7)
8 097354-11-AE8	EA COUNTERTOP ASM (AE8)
9 096927-01-01A	EA SINK-LAVATORY, RECTANGULAR - PLASTIC - BONE
096927-01-700	EA SINK-STOPPER
096927-01-701	EA TAILPIECE-SINK
10 075240-05-000	EA FAUCET-LAVATORY, BRASS
091253-01-000	EA GASKET-FAUCET, LAVATORY
091253-02-000	FT SEAL-ADHESIVE BACKED FOAM, 1 5" X 18"
11 075454-02-000	EA RING-TOWEL, W/MOUNTING HARDWARE - BRASS
041953-03-000	FT CONDUIT-CONVOLUTED SLIT, 1" ID (CLOTHES ROD COVER)
009112-01-000	EA FLANGE-1" ROD, CLOTHES - PLASTIC - OFF WHITE
042438-01-000	EA DOWEL-WOOD, CLOTHES ROD - 1" DIAMETER X 4"
12 082169-01-000	EA LIGHT-MAKE-UP, 3 BULB - JENSEN X148-16BR - BULB #081633-01-700

1990 ITASCA  
TABLE OF CONTENTS

INTRODUCTION	A 01	A 02
ABBREVIATIONS		A 03
ALPHABETICAL INDEX	A 04	A 06
ICN36RQ	A 07	F 19

1990 ICN36RQ INDEX

FLOOR PLAN	A-07	A-08
ACCESSORIES	A-09	A-22
BATH	A-23	B-02
BEDROOM	B-03	B-06
CHASSIS	B-07	B-16
C & PAD	B-17	C-02
DINETTE	C-03	C-06
DRIVERS	C-07	C-10
ELECTRICAL	C-11	C-18
EXTERIOR BODY	C-19	D-06
GALLEY	D-07	D-16
HEATING & A/C	D-17	D-20
INTERIOR FINISH	D-21	E-01
LABEL	E-02	E-10
LP		E-11
LOUNGE	E-12	E-13
SEALANTS & FASTENERS	E-14	E-16
WATER & SEWAGE	E-17	E-21
WINDOW, VENT AND EXTERIOR DOOR	E-22	F-19

# BATH GROUP (CONTINUED)

## CANADIAN OPTION

KEY PART NUMBER	U/M DESCRIPTION
011043-05-000	EA SHOWER HEAD-W/60" HOSE, W/O VACUUM BREAKER - CANADIAN
011056-03-000	EA FAUCET-LAVATORY US/CSA
031558-03-000	EA FAUCET-TUB&SHOWER, USA/CSA
061211-02-000	EA PLUG-PLASTIC, .36" - BLACK
009133-01-000	EA BAR-TOWEL-RACK 12IN PLASTIC
023449-01-000	EA SUPPORT-TOWEL-RACK CHROME-P-2
033580-01-000	EA RING-TOWEL-CHR W/PLAS RING
090027-01-000	EA DISH-SOAP, CHROME

## TOILET & COMPONENTS

KEY PART NUMBER	U/M DESCRIPTION
063641-01-000	EA FLANGE-CLOSET, 4" X 3"
067497-01-000	EA TOILET-LOW, AQUA MAGIC IV - THETFORD 150110
067497-01-700	EA C.L.F.L. SEAL & BOLT PACKAGE - AQUA MAGIC 08975
063740-01-710	EA LINK, THETFORD 12513
063740-01-711	EA SPRING-RETURN LEVER, THETFORD 12523
063740-01-705	EA SEAT-IVORY, W/O COVER - THETFORD 12447
063740-01-700	EA LEVER-WATER, THETFORD 12514
063740-01-701	EA LEVER-FLUSH, THETFORD 12515
063740-01-713	EA SEAL-BALL VALVE TO BOWL, THETFORD 12502
063740-01-714	EA VALVE ASM-WATER, THETFORD 12492
063740-01-707	EA SEAL-CLOSET FLANGE, THETFORD 02125
063740-01-706	EA BOLT PACKAGE-CLOSET, THETFORD 12524

KEY PART NUMBER	U/M DESCRIPTION
094763-02-Y12	
095625-01-01A	
M94868-01-Y12	
074497-10-000	
095475-01-01A	
009059-02-000	
061604-01-000	
093213-01-000	

KEY PART NUMBER	U/M DESCRIPTION
M94869-01-Y12	
009059-02-000	
009059-01-000	
093168-01-01A	
074045-01-000	
094485-01-01A	
074045-01-000	
093586-04-000	
093586-01-000	

KEY PART NUMBER	U/M DESCRIPTION
079657-04-000	
079657-04-700	
079657-04-701	
051704-03-000	
051704-03-000	
094781-01-01A	
054781-02-01A	

# BATH GROUP (CONTINUED)

## PRIVACY DOOR - FRONT

U/M DESCRIPTION
EA HEADER-DOOR, BATH - 25" X 29 5" - WOOD
EA TRIM-HEADER, U CHANNEL W/LIP - 1 3" X 29 5" - METAL - T
EA DOOR-BATH, FRONT - W/METAL TRIM & HINGES
SF PANELING-WOODGRAIN 4' X 8' - INCREMENTS OF 32 SF
EA TRIM-DOOR, BATH - 74 9" - METAL - TAN
EA HINGE-2 INCH, BRASS
EA SLIDE-BOLT, ANTIQUE BRASS
EA CATCH-ROLLER, NYLON PLASTIC - W/SPRING - WHITE
MOUNTED TO WALL TO CATCH METAL LIP OF BATH DOOR

## PRIVACY DOOR - REAR

U/M DESCRIPTION
EA DOOR-BATH, REAR - W/METAL TRIM & HINGES
EA HINGE-DOOR 2" X 2 7" - BRASS
EA HINGE-DOOR, 2" X 1 4" - BRASS
EA TRIM-DOOR, BATH - 75 4" - HINGE SIDE - METAL - TAN
EA PLUG-OAK, 1/2" DIAMETER
EA KNOB-DOOR, POLISHED BRASS
EA PLUG-OAK, 1/2" DIAMETER
EA STRIKE-SPRING STEEL
EA CATCH-SPRING, ROLLER

## SHOWER DOOR

U/M DESCRIPTION
EA DOOR-SHOWER, FOLDING - SATIN BRASS - AMERICAN SHOWER
EA HANDLE KIT-DOOR, FOLDING SHOWER - GOLD - AMERICAN 18
EA PINEL ROLLER, W/CLIP 1&2 - FOLDING SHOWER DOOR - AME
EA THRESHOLD-DOOR, SHOWER - CURVED - ALUMINUM - OFF WHITE
EA HEADER-DOOR, SHOWER - CURVED - ALUMINUM - OFF WHITE
EA JAMB-DOOR, SHOWER - 1 1" X 57 8" - METAL - OFF WHITE FRONT SIDE
EA JAMB-DOOR, SHOWER - 1 1" X 57 8" - METAL - OFF WHITE

# 1990 ITASCA TABLE OF CONTENTS

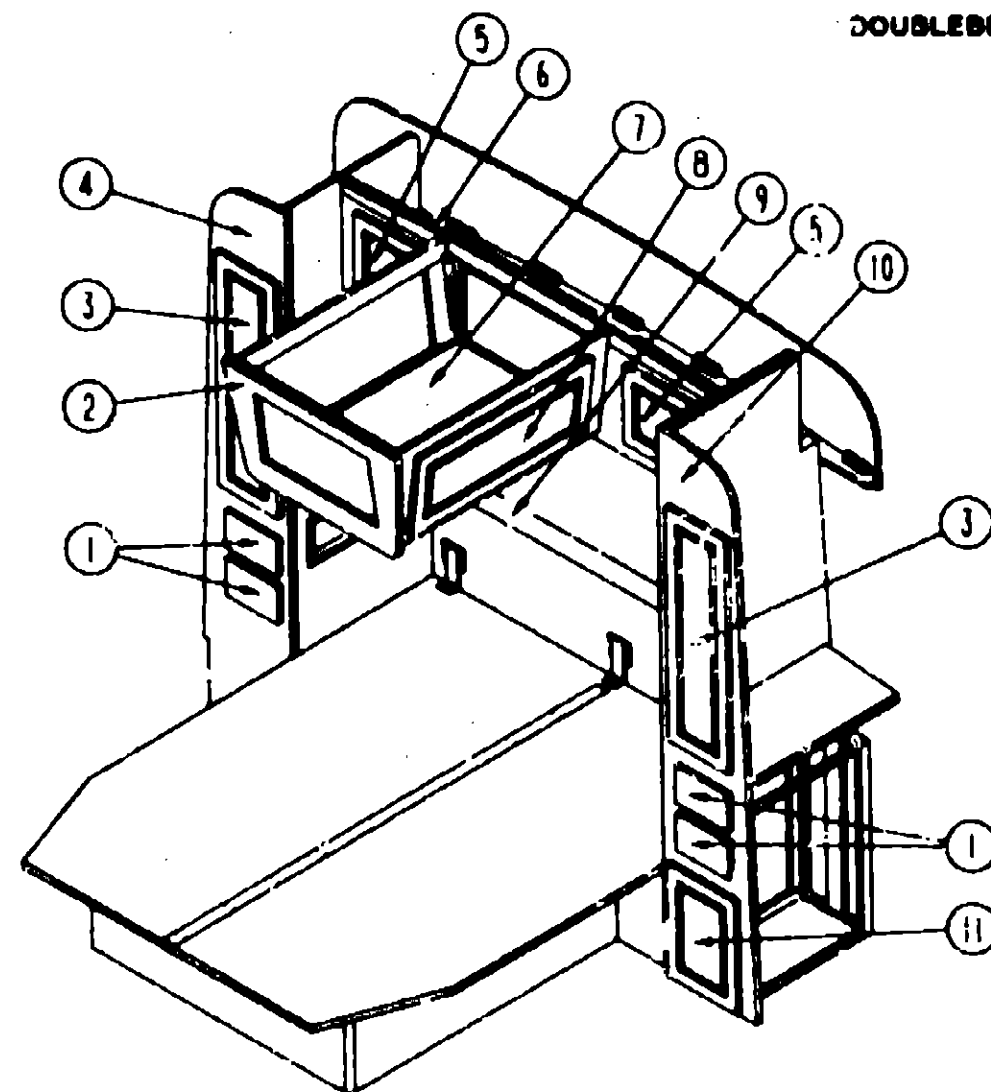
INTRODUCTION	A-01	A-02
ABBREVIATIONS		A-03
ALPHABETICAL INDEX	A-04	A-06
ICN36RQ	A-07	F-19

# 1990 ICN36RQ INDEX

FLOOR PLAN	A-07	A-09
ACCESSORIES	A-09	A-22
BATH	A-23	B-02
BEDROOM	B-03	B-06
CHASSIS	B-07	B-16
C C & PAD	B-17	C-02
DINETTE	C-03	C-06
DRIVERS	C-07	C-10
ELECTRICAL	C-11	C-18
EXTERIOR BODY	C-19	D-06
GALLEY	D-07	D-16
HEATING & A/C	D-17	D-20
INTERIOR FINISH	D-21	E-01
LABEL	E-02	E-10
LP		E-11
LOUNGE	E-12	E-13
SEALANTS & FASTENERS	E-14	E-16
WATER & SEWAGE	E-17	E-21
WINDOW VENT AND		
EXTERIOR DOOR	E-22	F-19

## BEDROOM GROUP

### DOUBLEBED CABINTRY AND COMPONENTS



#### KEY PART NUMBER

1	M78921-16-Y12
2	089599-01-X14
3	M88304-F7-Y12
4	092853-02-AB6
	041953-03-000
	009112-01-000
	042438-01-000
5	M88304-D8-AB6
6	M92712-01-AE6
	092082-02-01A
7	M89562-01-AE6
	M88304-53-X23
8	M88304-07-AE6
9	092525-01-AB6
	094791-01-Y12
10	092865-01-AB6
	M92734-01-AB6
	058331-18-000
11	092865-02-AB6
	M88304-17-Y12

#### KEY PART NUMBER

084357-01-W13
084358-03-000
023320-01-000
084412-01-000
084451-01-000
084625-02-000
084413-01-000

#### U/M DESCRIPTION

EA	DRAWER CABINET, W/O HARDWARE - 6.1" X 9.8"
EA	END CAP CABINET, OVERHEAD - CENTER ISLAND
EA	DOOR CABINET, W/O HARDWARE - 9.8" X 33.5"
EA	CABINET-SHIRT CLOSET, PASSENGER SIDE - W/O DOORS OR HARDWARE
FT	CONDUIT-CONVOLUTED SLIT, 1" ID (CLOTHES ROD COVER)
EA	FLANGE-1" ROD, CLOTHES - PLASTIC - OFF WHITE
EA	DOWEL WOOD, CLOTHES ROD - 1" DIAMETER X 4'
EA	DOOR CABINET, BACKWALL - W/O HARDWARE - 11" X 11"
EA	CABINET-OVERHEAD, BACKWALL - W/O DOORS OR HARDWARE
EA	SHELF-CABINET, BACKWALL OVERHEAD
EA	CABINET-OVERHEAD, BED ISLAND - W/O DOORS OR HARDWARE
EA	DOOR ASM. - W/O HARDWARE (USED WHEN ISLAND OVERHEAD IS NOT USED)
EA	DOOR CABINET, W/O HARDWARE - 12" X 29.1"
EA	COUNTERTOP-BACKWALL
EA	TRIM-CABINET TO BACKWALL COUNTERTOP - 1.5" X 4.25" - WOOD
EA	CABINET-SHIRT CLOSET, DRIVER SIDE - W/O DOORS OR HARDWARE
EA	CABINET ASM. - QUEEN BED
EA	MIRROR - SAFETY GLASS 11.25" X 22.4"
EA	CABINET-SHIRT CLOSET, DRIVERSE - W/O DOORS OR HARDWARE - CANADIAN
EA	DOOR CABINET, W/O HARDWARE

#### TV STAND

#### U/M DESCRIPTION

EA	STAND-TV, W/MIRROR
EA	INSERT-TV STAND TAN
EA	PAD-FELT, 3/8" DIAMETER - BROWN
EA	SUPPORT-HINGED
EA	CATCH-TV SHELF, BRASS
EA	HINGE-ALUMINUM, W/HOLES - 17.2" - TAN
EA	HINGE-CONTINUOUS, ALUMINUM - 1" X 72" - W/HOLES

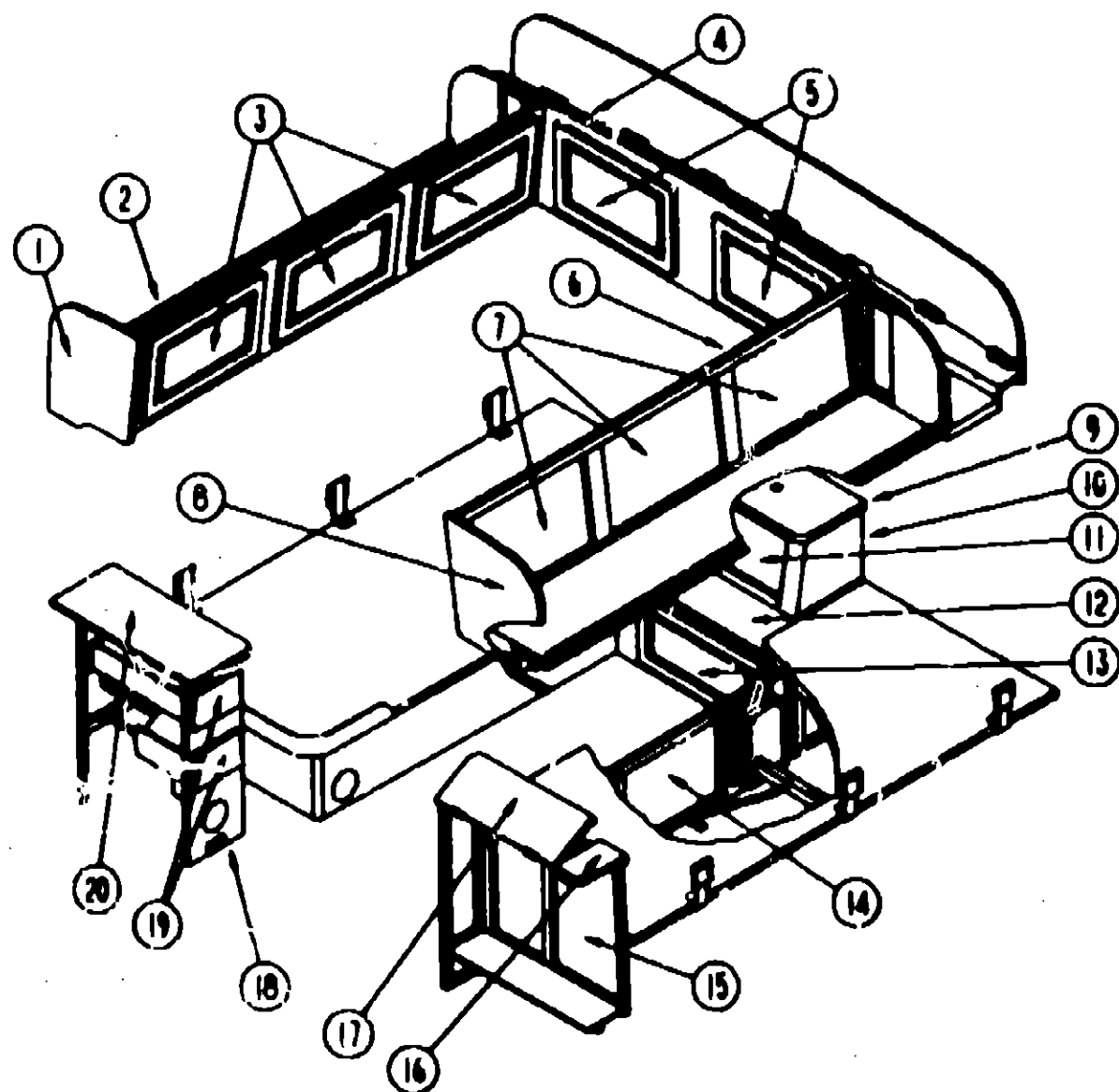
## 1990 ITASCA TABLE OF CONTENTS

INTRODUCTION	A-01 - A-02
ABBREVIATIONS	A-03
ALPHABETICAL INDEX	A-04 - A-06
ICN36RQ	A-07 - F-19

## 1990 ICN36RQ INDEX

FLOOR PLAN	A-07 - A-08
ACCESSORIES	A-09 - A-22
BATH	A-23 - B-02
BEDROOM	B-03 - B-06
CHASSIS	B-07 - B-16
C.C. & PAD	C-17 - C-02
DINETTE	C-03 - C-06
DRIVERS	C-07 - C-10
ELECTRICAL	C-11 - C-18
EXTERIOR BODY	C-19 - D-06
GALLEY	D-07 - D-16
HEATING & A/C	D-17 - D-20
INTERIOR FINISH	D-21 - E-01
LABEL	E-02 - E-10
LP	E-11
LOUNGE	E-12 - E-13
SEALANTS & FASTENERS	E-14 - E-16
WATER & SEWAGE	E-17 - E-21
WINDOW, VENT AND EXTERIOR DOOR	E-22 - F-19

**BEDROOM GROUP (CONTINUED)**  
**TWIN BEDS CABINRY AND COMPONENTS**



**KEY PART NUMBER**

- 1 092747-01-Y10
- 2 M92093-04-AE6
- 2 M97072-04-AE6
- 3 M88304-A9-X08
- 4 M92532-02-AE6
- 5 M88304-53-X23
- 6 M92093-05-AE6
- 6 M97072-05-AE6
- 7 M88304-A9-X08
- 8 092747-01-Y10
- 9 092860-12-Y12
- 10 M92860-01-Y12
- 11 096869-14-AB6
- 12 092860-11-Y12
- 13 M82184-20-AE6
- 13 M82184-23-AE6
- 14 M98339-38-AE6
- 14 M88304-H3-Y12
- 15 M92861-01-AB6
- 16 092861-11-AB6
- 17 092861-12-AB6
- 18 M92858-01-AB6
- 19 M78921-14-Y12
- 20 092858-11-Y12
- 092525-02-AB6
- 094791-01-Y12
- 094791-02-Y12

**U/M DESCRIPTION**

- EA END CAP-CABINET, OVERHEAD - FRONT
- EA CABINET-OVERHEAD, PASSENGER SIDE - W/O DOORS OR HARDWARE  
FROM: 00-00-00 THRU: 06-23-89
- EA CABINET ASM-OVHD,FRONT  
FROM: 06-24-89 THRU 99-99-99
- EA DOOR-CABINET, W/O HARDWARE - 14.4" X 21.9"
- EA CABINET-OVERHEAD, BACKWALL - W/O DOORS OR HARDWARE
- EA DOOR-CABINET, W/O HARDWARE - 13.4" X 21.9"
- EA CABINET-OVERHEAD, DRIVER SIDE - W/O DOORS OR HARDWARE  
FROM: 00-00-00 THRU 06-23-89
- EA CABINET ASM-OVHD,FRONT  
FROM: 06-24-89 THRU 99-99-99
- EA DOOR-CABINET, W/O HARDWARE - 14.4" X 21.9"
- EA END CAP-CABINET, OVERHEAD - FRONT
- EA COUNTERTOP-NIGHTSTAND, UPPER
- EA CABINET-NIGHTSTAND, W/O DOORS OR HARDWARE
- EA DOOR-TAMBOUR, W/O HARDWARE - 11.8" X 15"
- EA COUNTERTOP-NIGHTSTAND, LOWER
- EA DRAWER ASM- 19.9" X 19"  
FROM: 00-00-00 THRU: 08-20-89
- EA DRAWER CABINET, W/O HARDWARE - 14.5" X 19.9"  
FROM: 08-21-89 THRU: 99-99-99
- EA DOOR ASIA-HARDWARE 12" X 17.7"  
FROM: 00-00-00 THRU: 10-11-89
- EA DOOR-CABINET, W/O HARDWARE - 12.8" X 17.7"  
FROM: 10-12-89 THRU: 99-99-99
- EA CABINET-CLOTHES HAMPER, W/O HARDWARE OR FLIP-UP TOP
- EA COUNTERTOP-HAMPER, STATIONARY
- EA TOP-HAMPER, FLIP-UP - W/HINGE
- EA CABINET-NIGHTSTAND, W/O DOORS, HARDWARE OR COUNTERTOP
- EA DRAWER-CABINET, W/O HARDWARE - 7.9" X 18.9"
- EA COUNTERTOP-NIGHTSTAND
- EA COUNTERTOP-BACKWALL
- EA TRIM-CABINET TO BACKWALL COUNTERTOP - 1.5" X 4.25" - WOOD  
PASSENGER SIDE
- EA TRIM-CABINET TO BACKWALL COUNTERTOP - 1.5" X 4.25" - WOOD

**1990 ITASCA**  
**TABLE OF CONTENTS**

INTRODUCTION	A-01	A-02
ABBREVIATIONS		A-03
ALPHABETICAL INDEX	A-04	A-06
ICN36RQ	A-07	F-19

**1990 ICN36RQ INDEX**

FLOOR PLAN	A-07	A-08
ACCESSORIES	A-09	A-22
BATH	A-23	B-02
BEDROOM	B-03	B-06
CHASSIS	B-07	B-16
C C & PAD	B-17	C-02
DINETTE	C-03	C-06
DRIVERS	C-07	C-10
ELECTRICAL	C-11	C-18
EXTERIOR BODY	C-19	D-06
GALLEY	D-07	D-16
HEATING & A/C	D-17	D-20
INTERIOR FINISH	D-21	E-01
LABEL	E-02	E-10
LP		E-11
LOUNGE	E-12	E-13
SEALANTS & FASTENERS	E-14	E-16
WATER & SEWAGE	E-17	E-21
WINDOW, VENT AND EXTERIOR DOOR	E-22	F-19

## CHASSIS GROUP

## FORD CHASSIS COMPONENTS &amp; FORD TIRE &amp; WHEEL

KEY PART NUMBER	U/M DESCRIPTION
007125-07-000	EA CLAMP-MUFFLER, 2.50" DIAMETER
007125-11-000	EA CLAMP-MUFFLER, 2.75"
053322-12-000	EA SHIELD-HEAT, EXHAUST - 32" X 9"
080081-01-000	EA STRAP-MOUNTING, FUEL LINE - 2" X 32"
087475-02-000	EA BRACKET-TIE DOWN, BATTERY - 13.5" X 1.3"
090604-04-000	EA TRAY ASM-BATTERY
007125-05-000	EA CLAMP-ASM-MUFFLER 2.00 DIA
093393-02-000	EA PANEL-COWL, PASSENGER
094918-03-000	EA CLAMP-EXHAUST, 2.5"
051377-01-000	EA STEM-VALVE
083425-02-000	EA TIRE-MICHELIN, LT235 / 85R16 LRE
095853-01-000	EA WHEEL-STEEL, 16"X 6K - E8TZ - 1015 - A - ACCURIDE 28375-12

## FUEL NECK &amp; HOSE

KEY PART NUMBER	U/M DESCRIPTION
095804-01-000	EA HOSE-FUEL FILL, FORMED 2" ID
044317-01-000	FT HOSE-FUEL, 3/8 ID
095806-01-000	EA NECK-FUEL FILL, W/CHECK VALVE - L-SHAPED - 18.2" LONG
088753-01-000	FT TUBE-ALUMINIZED STEEL, 5/8" - 18 GAUGE
096055-02-000	EA SUPPORT-EXHAUST PIPE, BENT
092087-02-000	EA BRACKET-STRAP, EXHAUST PIPE - W/CENTER BENT LIP - 13" X 5.
024138-01-000	EA HOSE-FUEL 5/16 ID
096087-01-000	EA BRACKET-STRAP EXHAUST PIPE
096087-03-000	EA BRACKET-STRAP EXHAUST PIPE

## CANADIAN OPTION

KEY PART NUMBER	U/M DESCRIPTION
007131-01-000	EA HANGER-TAILPIPE
079059-02-000	EA HOSE-90 DEGREE, .61"ID X 4" X 6"
088753-01-000	FT TUBE-ALUMINIZED STEEL, 5/8" - 18 GAUGE
100138-01-000	EA MODULE-DAYTIME RUNNING LIGHT
100158-01-000	EA WIRE ASM-DAYTIME RUNNING LIGHTS
100159-01-000	EA WIRE ASM-DAYTIME RUNNING LIGHTS, W/FUSE
100159-08-000	EA WIRE ASM-DAY RUN LAMP, FUSE CHEVY

## EXHAUST COMPONENTS

KEY PART NUMBER	U/M DESCRIPTION
076310-01-000	EA BAFFLE-RADIATOR, 12" X 15" X 62" - RUBBER
095150-01-000	EA HANGER-EXHAUST, 4" X 1.4"
098796-01-000	EA SHIELD-EXHAUST, 41" X 19.9" - GALVANIZED STEEL
098795-02-000	EA SHIELD-EXHAUST 15.67" X 35.39"
098312-01-000	EA SHIELD ASM-EXHAUST, FORD
098443-02-000	EA SUPPORT-SHIELD EXHAUST
098443-03-000	EA SUPPORT-SHIELD EXHAUST
098443-04-000	EA SUPPORT-SHIELD EXHAUST
098796-01-000	EA SHIELD-EXHAUST, CONVERTOR
	FROM 00-00-00 THRU 11-25-90
099344-01-000	EA PIPE-EXHAUST, FRONT - 40.7" LONG - FORD FORD PROVIDED PART PRIOR TO 11-89
	FROM 11-13-89 THRU 04-30-90
096087-01-000	EA BRACKET-STRAP, EXHAUST PIPE - W/SIDE LIP & NUTS - 13"X5.6" FORD PROVIDED PART PRIOR TO 11-89
	FROM 11-13-89 THRU 01-14-90
098087-02-000	EA BRACKET-STRAP, EXHAUST PIPE - 5.8" X 13" - W/NUTS
	FROM 01-15-90 THRU 99-99-99
095818-01-000	EA SUPPORT-EXHAUST PIPE, 6.3" X 2" - STEEL - BLACK
	FROM 00-00-00 THRU 11-12-89
098055-02-000	EA SUPPORT-EXHAUST PIPE, 1" X 15.8" FORD PROVIDED PART PRIOR TO 11-89
	FROM 11-13-89 THRU 99-99-99
099345-01-000	EA PIPE-EXHAUST, TAIL - FORD - REAR 42"
098054-01-000	EA SUPPORT-EXHAUST PIPE

## CHASSIS GROUP CONTINUED

## FORD TAG AXLE OPTION L16R

KEY PART NUMBER	U/M DESCRIPTION
085761-02-000	EA COMPRESSOR-AIR, 12 VOLT 1/6HP - GAST 1HAB-74-M114
085763-01-000	EA TEE-2 FEMALE & 1 MALE ENDS, 3/8 X1/4 - WEATHERHEAD
085768-01-000	EA COUPLING-BRASS 1/4 FNPT
085767-01-000	EA COUPLING-BRASS, 1/4 FNPT
085769-01-000	EA VALVE-RELIEF, 1/4 MPT - 115 L9
085756-01-000	EA VALVE-CHECK, 1/4 NPT-MALE - HENSCHEN 601232
085757-01-000	EA SWITCH-PRESSURE CONTROL, HENSCHEN 510259
085765-01-000	EA TEE-2 F & 1 MALE ENDS, 1/4 MPT X 1/4 - BRASS - WEATHERH
071387-04-000	EA ELBOW-MALE, 3/8" X 1/4"
071387-05-000	EA ELBOW-MALE, 1/4" X 1/4"
071390-03-000	FT TUBING-AIR BRAKE, 3/8" OD - RED
071390-04-000	FT TUBING-AIR BRAKE, 1/4" OD - BLACK
071391-02-000	EA NIPPLE-HEX, .25 PIPE
071392-03-000	EA PLUG-HEX HEAD, 1/4NPT BRASS
085755-01-000	EA SOLENOID-AIR VALVE, 1/4 NPT-F - HENSCHEN 500941
085759-01-000	EA LIGHT-WARNING, "LOW AIR", HENSCHEN 510633
071375-02-000	EA TANK-AIR
071375-03-000	EA ISOLATOR-AIR TANK MOUNT
085758-02-000	EA SWITCH-"LOW AIR", NAS ON SP-17B-20F
085773-01-000	EA VALVE-DRAIN, AIR TANK - 1/4 MPT - WEATHERHEAD
085766-01-000	EA ADAPTER-1/4 FPT X 1/4 MPT, BRASS - WEATHERHEAD
071374-03-000	EA FITTING-BULKHEAD, 1/4" X 1/4"MNPT
085755-01-000	EA SOLENOID-AIR VALVE, 1/4 NPT-F - HENSCHEN 500941
088241-01-000	EA VALVE-AIR, 1/4 MPT - TIRE STEM - SCHRADER 1498E-6
094558-06-000	EA VALVE-HEIGHT CONTROL, PASSENGER SIDE - HENSCHEN 3820031 FROM: 00-00-00 THRU: 10-07-90
085754-01-000	EA VALVE
085754-04-000	EA PIVOT
095754-05-000	EA LINK
085754-01-000	EA VALVE-HEIGHT CONTROL, PASSENGER SIDE - HENSCHEN 0920046 FROM: 10-08-90 THRU: 99-99-99
094558-07-000	EA VALVE-HEIGHT CONTROL, DRIVER SIDE - HENSCHEN 3820032 FROM: 00-00-00 THRU 10-07-90
085754-02-000	EA VALVE
085754-05-000	EA LINK
085754-02-000	EA VALVE-HEIGHT CONTROL, DRIVER SIDE - HENSCHEN 0820047 FROM: 10-08-90 THRU: 99-99-99
085754-04-000	EA PIVOT-LINK MTG, FORD/OSH KOSH - HENSCHEN 5820084 FROM: 10-08-90 THRU 99-99-99
085754-05-000	EA LINK-VALVE CONTROL, 7" W/BOLT - HENSCHEN 0320021-7 FROM: 10-08-90 THRU: 99-99-99
098439-04-000	EA SUSPENSION-TAG, FORD - HENSCHEN 5820064
098439-04-700	EA BELLOWS-AIR SPRING, TAG SUSPENSION - HENSCHEN 0820011
095750-01-712	EA SPRING BUSHING
085750-01-714	EA TRANSVERSE ROD
085750-01-715	EA TRANSVERSE ROD BUSHING
085750-01-716	EA STRADDLE PIN
085750-01-720	EA STIRRUP-SPRING, HENSCHEN 8600-079
085750-01-718	EA BOLT-SPRING, STIRRUP, HENSCHEN 9110-150
085750-01-719	EA NUT-SPRING STIRRUP, HENSCHEN 92110-130
098439-02-000	EA AXLE-TAG, FORD - HENSCHEN 5820068
098439-02-700	EA HUB & DRUM W/CLIPS-DRIVER OR PASSENGER SIDE, FORD
094558-02-700	EA WHEEL BRG-INNER JD & FORD TAG
094558-02-701	EA WHEEL BRG-OUTER JD & FORD TAG
085730-01-705	EA GREASE SEAL
094558-02-704	EA DUST COVER W/ZERK JD&FORDTAG
085750-01-708	EA BRAKE RH 12X2
085750-01-709	EA BRAKE LH 12X2
085750-01-700	EA MAGNET KIT (OVAL)
085750-01-701	EA SHOE & LININGS(F/I BRAKE)
085750-01-723	EA MAGNET KIT, ROUND - HENSCHEN M-115
085750-01-724	EA ARM-LEVELOR, MAGNETIC - RIGHT RND - HENSCHEN 0558
085750-01-725	EA ARM-LEVELOR, MAGNETIC - LEFT RND - HENSCHEN 05583
085753-01-000	EA CONTROLLER-BRAKE, WEATHERIRON

## 1990 ITASCA

## TABLE OF CONTENTS

INTRODUCTION	A-01	A-02
ABBREVIATIONS		A-03
ALPHABETICAL INDEX	A-04	A-06
ICN36RQ	A-07	F-19

## 1990 ICN36RQ INDEX

FLOOR PLAN	A-07	A-08
ACCESSORIES	A-09	A-22
BATH	A-23	B-02
BEDROOM	B-03	B-06
CHASSIS	B-07	B-16
C C & PAD	B-17	C-02
DINETTE	C-03	C-08
DRIVERS	C-07	C-10
ELECTRICAL	C-11	C-18
EXTERIOR BODY	C-19	D-06
GALLEY	D-07	D-16
HEATING & A/C	D-17	D-20
INTERIOR FINISH	D-21	E-01
LABEL	E-02	E-10
LP		E-11
LOUNGE	E-12	E-13
SEALANTS & FASTENERS	E-14	E-16
WATER & SEWAGE	E-17	E-21
WINDOW, VENT AND		
EXTERIOR DOOR	E-22	F-19

CHASSIS GROUP CONTINUED

PARK BRAKE CABLE

KEY PART NUMBER	U/M DESCRIPTION
098351-01-000	EA CABLE-BRAKE, PARK - FORD CHASSIS

PARK BRAKE LEVER

KEY PART NUMBER	U/M DESCRIPTION
093831-01-000	EA LEVER-PARK BRAKE, FOOT OPERATED
093802-01-000	EA BRACKET-BRAKE, PARK

STABILIZER SHOCKS (FRONT ONLY)

KEY PART NUMBER	U/M DESCRIPTION
079942-01-000	EA SHOCK ABSORBER-STABILIZER, FRONT - 4-WAY

HYDRAULIC LEVELING JACKS OPTION L64H - CHEVY

KEY PART NUMBER	U/M DESCRIPTION
089339-03-000	EA LEVELING SYSTEM-HYDRAULIC
100532-01-000	EA LEVELING SYSTEM-HYDRAULIC
100533-04-000	EA BRACKETS-FRONT LEVELING JACK
100534-05-000	EA BRACKETS-REAR LEVELING JACKS
100535-02-000	EA BRACKET-PUMP, LEVELING JACK
100536-02-000	EA HOSE KIT-LEVELING JACKS
099808-01-000	EA SPACER-PEDESTAL, DRIVER
008037-02-000	EA CABLE BAT-1AWG STRD,RED
100532-01-700	EA VALVE F/MAN LEVEL W/DELUXE
100534-02-000	EA BRACKETS-REAR LEVELING JACK

HYDRAULIC LEVELING JACKS OPTION L64H - FORD

KEY PART NUMBER	U/M DESCRIPTION
100532-01-000	EA LEVELING SYSTEM-HYDRAULIC
016808-01-000	EA SPACER-PEDESTAL DRIVER
100533-02-000	EA BRACKETS-FRONT LEVELING JACK
100534-06-000	EA BRACKETS-REAR LEVELING JACKS
100535-02-000	EA BRACKET-PUMP, LEVELING JACK
100536-02-000	EA HOSE KIT-LEVELING JACKS
008037-02-000	EA CABLE BAT-1AWG STRD,RED
089339-03-000	EA LEVELING SYSTEM-HYDRAULIC
100532-01-700	EA VALVE F/MAN LEVEL W/DELUXE
100533-03-000	EA BRACKET-FRONT LEVELING JACK

MANUAL LEVELING JACKS OPTION L64L

KEY PART NUMBER	U/M DESCRIPTION
099025-01-000	EA STABILIZER-JACK, PASSENGER
099025-02-000	EA STABILIZER-JACK, DRIVER
099116-01-000	EA BRACKET-STABILIZER JACK, W/2 SQUARE TUBES
099841-02-000	EA BRACKET-JACK, REAR
099842-01-000	EA BRACKET-JACK, W/ANGLE BRACE
099842-02-000	EA BRACKET-JACK, FRONT
099841-01-000	EA BRACKET ASM-JACK, REAR

CHASSIS GROUP CONTINUED

SPEED CONTROL

KEY PART NUMBER	U/M DESCRIPTION
094369-01-000	EA SPEED CONTROL-SMART STICK, EFI - GAS - DANA# 59L-111298
094369-01-702	EA REGULATOR ASM-ELECTRONIC, DANA# 57C-08X12-R
094369-01-708	EA SERVO-DANA# 53D-11116-R
089829-01-704	EA SIGNAL GENERATOR ASM, DANA# 59L-08X221P
083212-04-701	EA MAIN WIRING HARNESS, DANA# 59D-0257 0
094369-01-701	EA SWITCH & LEVER ASM, DANA# 58D-11116-F
094369-01-704	EA HEADLIGHT DIMMER MODULE ASM-DANA# 63C-00001
059778-01-710	EA TESTER CRUISE CONT.W/HARNESS, DANA# 56L-08X33-B
069629-01-708	EA SIGNAL GENERATOR ONLY, DANA# 59D-02392-1
083212-01-705	EA RELEASE VALVE ONLY, DANA# 59C-02297
079972-01-707	EA EXTENSION HARNESS ASM-SIGNAL GENERATOR, DANA# 59C-2378-1
094369-01-705	EA VACUUM RESERVOIR-DANA# 59C-02249
083212-01-704	EA STOP LAMP/CRUISE RELEASE SWITCH, DANA# 59C-02543
083211-01-703	EA SERVO CABLE ASM ONLY, DANA# 59C-02538
094369-03-000	EA SPEED CONTROL-SMART STICK, EFI - GAS - DANA# 59L-111298

094369-01-702	EA REGULATOR ASM-ELECTRONIC, DANA# 57C-08X12-R
094369-01-708	EA SERVO-DANA# 53D-11116-R
089829-01-704	EA SIGNAL GENERATOR ASM, DANA# 59L-08X221P
083212-04-701	EA MAIN WIRING HARNESS, DANA# 59D-0257 0
094369-01-701	EA SWITCH & LEVER ASM, DANA# 58D-11116-F
094369-01-704	EA HEADLIGHT DIMMER MODULE ASM-DANA# 63C-00001
059778-01-710	EA TESTER CRUISE CONT.W/HARNESS, DANA# 56L-08X33-B
069629-01-708	EA SIGNAL GENERATOR ONLY, DANA# 59D-02392-1
083212-01-705	EA RELEASE VALVE ONLY, DANA# 59C-02297
079972-01-707	EA EXTENSION HARNESS ASM-SIGNAL GENERATOR, DANA# 59C-2378-1
094369-01-705	EA VACUUM RESERVOIR-DANA# 59C-02249
083212-01-704	EA STOP LAMP/CRUISE RELEASE SWITCH, DANA# 59C-02543
083211-01-703	EA SERVO CABLE ASM ONLY, DANA# 59C-02538
091900-01-702	EA WIFER CONTROL MODULE-DANA# 68C-00081
094369-03-700	EA BRACKET NO. 828-STEREO MTG
094369-03-701	EA CLIP-THROTTLE RETAINER
094369-03-702	EA THROTTLE STUD
094369-03-703	EA KEY-SQUARE ADAPTER

RADIATOR OVERFLOW COMPONENTS

KEY PART NUMBER	U/M DESCRIPTION
099100-01-000	EA CAP-BOTTLE, OVERFLOW - GM 14054390
096733-01-000	EA BOTTLE-OVERFLOW, RADIATOR - GM 14042454
076310-01-000	EA BAFFLE-RADIATOR, 12" X 15" X 62" - RUBBER
079059-02-000	EA HOSE-90 DEGREE, 61"ID X 4" X 8"
085000-01-000	EA SHIELD-A/C, 6 8" X 3 1" - STEEL
082733-01-000	EA DUCT-INTAKE AIR CLEANER

CHEVY PROVIDED AUTOMAT. PARK BRAKE AFTER 8-13-60

KEY PART NUMBER	U/M DESCRIPTION
093074-01-000	EA CABLE-PARK BRAKE, FOOT OPERATED
096770-02-000	EA SUPPORT-STEERING COLUMN
093008-01-000	EA PANEL ASM-COWL, STEEL
093393-01-000	EA PANEL-COWL, PASSENGER

1990 ITASCA  
TABLE OF CONTENTS

INTRODUCTION	A-01	A-02
ABBREVIATIONS		A-03
ALPHABETICAL INDEX	A-04	A-06
ICN36RQ	A-07	F-19

1990 ICN36RQ INDEX

FLOOR PLAN	A-07	A-08
ACCESSORIES	A-09	A-22
BATH	A-23	B-02
BEDROOM	B-03	B-06
CHASSIS	F-07	B-16
C/C & PAD	B-17	C-02
DINETTE	C-03	C-06
DRIVERS	C-07	C-10
ELECTRICAL	C-11	C-16
EXTERIOR BODY	C-19	D-06
GALLIE	D-07	D-16
HEATING & A/C	D-17	D-20
INTERIOR FINISH	D-21	E-01
LABEL	E-02	E-10
LP		E-11
LOUNGE	E-12	E-13
SEALANTS & FASTENERS	E-14	E-18
WATER & SEWAGE	E-17	E-21
WINDOW, VENT AND		
EXTERIOR DOOR	E-22	F-19

CHASSIS GROUP CONTINUED

FUEL FILL COMPONENTS

KEY PART NUMBER	U/M DESCRIPTION
093810-02-000	EA SHROUD-FUEL FILL, LOWER FROM: 00-00-00 THRU: 12-03-89
093810-04-000	EA SHROUD-FUEL FILL, LOWER FROM: 12-04-89 THRU: 99-99-99
072447-04-000	EA SHROUD-FUEL FILL, UPPER
024138-01-000	EA HOSE-FUEL-5/16 ID
083578-01-000	EA BOOT-FUEL FILL
084235-01-000	EA SUPPORT-FLANGE, FUEL FILL BOOT
086254-01-000	EA RETAINER-SENDER, FUEL
086255-01-000	EA GASKET-SENDER, FUEL
086486-02-000	EA STRAP-FUEL TANK, STEEL
098804-01-000	EA PIPE-VENT, FILL - 12" LONG
098805-01-000	EA PIPE-FUEL, FILL - 11.4" LONG
079860-01-000	EA GROMMET-SEAL, VALVE - FUEL - FORD# E1FZ-98076-B
099841-01-000	EA BRACKET ASM-JACK, REAR
079858-01-000	FT HOSE-FUEL, 5" ID
079860-01-000	EA GROMMET-SEAL, VALVE - FUEL - FORD# E1FZ-98076-B
079861-01-000	EA VALVE-VENT, FUEL TANK - FORD# E7DZ-98593-A
079929-01-000	EA CANISTER-VAPOR, 1500 CC - GM# 17075835
088740-01-000	EA SENDING UNIT-FUEL, W/PUMP - AC DELCO
093721-01-000	EA TANK-FUEL, W/O RESERVOIR 80 GALLON - 54.7" X 28.9" X 15 FROM: 00-00-00 THRU: 11-14-89
093721-03-000	EA TANK-FUEL, W/RESERVOIR - 80 GALLON - 54.7" X 28.9" X 15 FROM: 11-14-89 THRU: 02-27-90

TIRE

KEY PART NUMBER	U/M DESCRIPTION
007324-04-000	EA TIRE-8R19.5 LRD, MICHELIN XZA
051377-01-000	EA STEM-VALVE
M04019-01-000	EA WHEELWELL-BRIDGE, E-COATED
007083-01-000	FT HOSE-GAS 1/4" ID X 1/2" OD
040731-01-000	EA NIPPLE-INLET MANIFOLD, GM 3838094
082401-03-000	EA CLAMP-HOSE WORMGEAR, 22"- 1"
062401-05-000	EA CLAMP-HOSE, WORMGEAR 2"- 3"
067797-01-000	FT SPACER-STRAP, W/FOAM ADHESIVE - 31" X 15" - NEOPRENE
078785-02-000	EA ELBOW-BRASS, 90 DEGREE - 3/4" FPT X 3/4" MPT
088753-01-000	FT TUBE-ALUMINIZED STEEL, 5/8" - 1" GAUGE

DRIVESHAFT

KEY PART NUMBER	U/M DESCRIPTION
075302-08-000	EA DRIVESHAFT-YOKE/YOKE
074833-01-000	EA SPACER-BEARING, DRIVESHAFT - 5" THICK
074833-02-000	EA SPACER-BEARING, DRIVESHAFT - .187" THICK
094554-01-000	EA SUPPORT ASM-BEARING
095222-02-000	EA BRACKET-EXHAUST, UPPER - W/BEND & NUTS
099009-01-000	EA SHIELD-HEAT CONVERTOR
083415-01-000	EA SHIELD-HEAT
083417-01-000	EA HEAT-SHIELD ASM-BEARING

CHASSIS GROUP CONTINUED

EXHAUST COMPONENTS

KEY PART NUMBER	U/M DESCRIPTION
095190-01-000	EA HANGER-EXHAUST, 4" X 1.4" CHEVY PROVIDED PRIOR TO 12-89 FROM: 12-05-89 THRU: 99-99-99
095222-02-000	EA BRACKET-EXHAUST, UPPER - W/BEND & NUTS CHEVY PROVIDED PRIOR TO 12-89 FROM: 12-05-89 THRU: 99-99-99
095223-02-000	EA BRACKET-EXHAUST, LOWER - STRAIGHT - W/NUTS CHEVY PROVIDED PRIOR TO 12-89 FROM: 12-05-89 THRU: 99-99-99
098599-01-000	EA PIPE-EXHAUST CHEVY PROVIDED PRIOR TO 12-89 FROM: 12-05-89 THRU: 99-99-99

MUDFLAP & LUG WRENCH

KEY PART NUMBER	U/M DESCRIPTION
080208-01-000	EA LUG WRENCH, 1.08X1.00
080208-02-000	EA LEVERAGE BAR-LUG WRENCH

MISCELLANEOUS COMPONENTS

KEY PART NUMBER	U/M DESCRIPTION
015365-01-000	EA PIN-TIRE CARRIER, CADMIUM PLATED
075466-01-000	EA UNION-INVERTED FL TUBE, 1/4"
075467-01-000	EA NUT-INVERTED FLARE, 1/4"
088497-02-000	EA NUT-INVERTED FLARE, 1/4"
084884-01-000	EA PLUG-BRASS, 3/8"
000C12-05-16B	EA BOLT-HEX, 5/16-18 X 1 - ZINC 5
000D39-05-00B	EA NUT-HEX, SER FLG LK - 5/16 - 18 ZN
062401-07-000	EA CLAMP-HOSE, WORMGEAR 5"- 7"
088244-01-000	FT TAPE-FOAM, VINYL COATED - 2" WIDE - INCREMENTS OF 108 FT
000D39-05-00B	EA NUT-HEX, SER FLG LK - 5/16 - 18 ZN
051387-06-000	EA BOLT-CARRIAGE, W/O HOLE - 5/16-18 X 9.5 ZN
102333-01-01A	EA BOLT-CARRIAGE, 7/16 - 14 - STAINLESS STEEL CAP- BEIGE
000E13-17-00B	EA WASHER-FL-3/8 AR ZN
071015-08-000	EA GROMMET-1.75" ID, FITS .06" MATERIAL, RUBBER
000D39-05-00B	EA NUT-HEX, SER FLG LK - 5/16 - 18 ZN
000D39-05-00E	EA NUT-HEX, SER FLG LK - 5/16 - 18 ZN
000C12-10-24B	EA BOLT-HEX, 5/8-11 X 1 1/2 ZN - 5
075942-01-000	EA SHOCK ABSORBER-STABILIZER, FRONT - 4-WAY

BATTERY

KEY PART NUMBER	U/M DESCRIPTION
051897-01-000	EA BRACKET-BATTERY, TIE DOWN
051387-06-000	EA BOLT-CARRIAGE, W/O HOLE - 5/16-18 X 9.5 ZN
086233-01-000	EA STUD-ISOLATED, 3/8" X 7/8" LONG
074994-01-000	EA GUIDE-TRACK, BATTERY TRAY
093895-02-000	EA TRAY-BATTERY, W/GUIDE & LATCH STRIKE
093718-01-000	EA PLATE-STRIKE, BATTERY/STORAGE COMPARTMENT

1990 ITASCA

TABLE OF CONTENTS

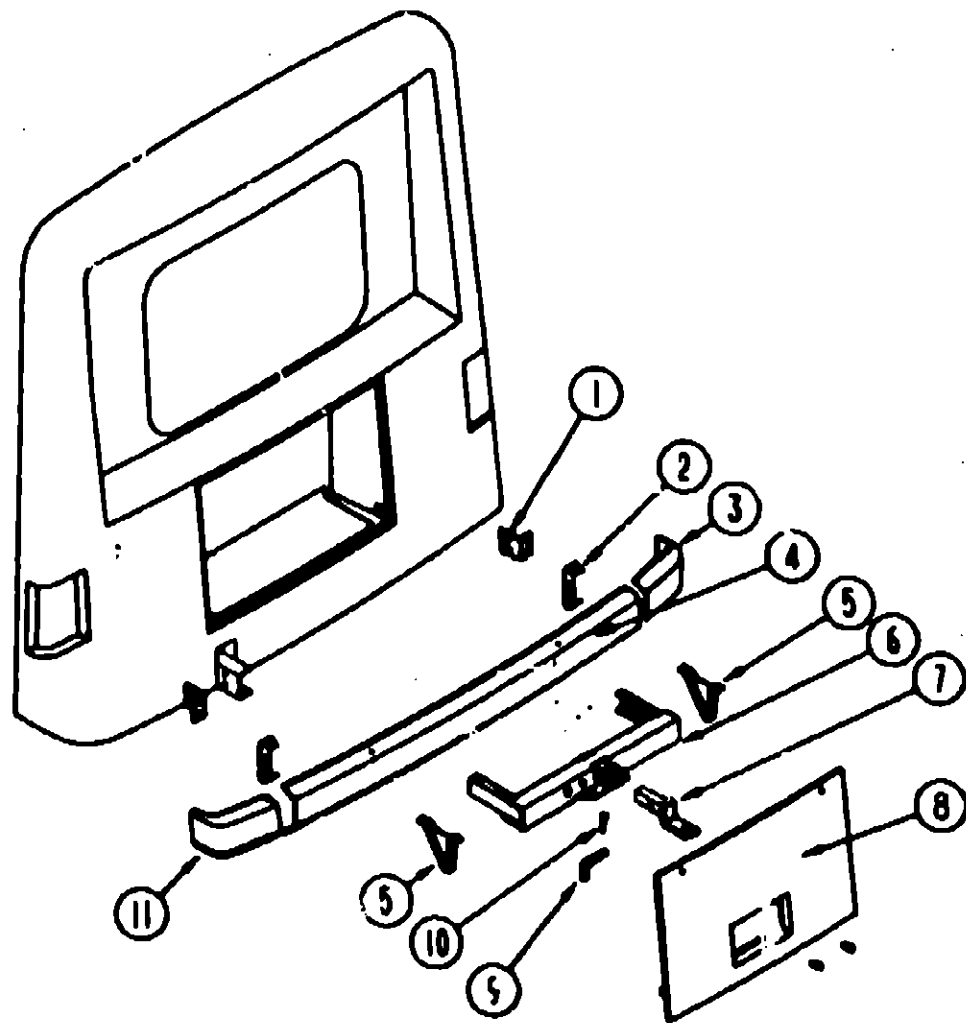
INTRODUCTION	A-01 - A-02
ABBREVIATIONS	A-03
ALPHABETICAL INDEX	A-04 - A-06
ICN36RQ	A-07 - F-19

1990 ICN36RQ INDEX

FLOOR PLAN	A-07 - A-08
ACCESSORIES	A-09 - A-22
BATH	A-23 - B-02
BEDROOM	B-03 - B-06
CHASSIS	B-07 - B-16
C/C & PAD	B-17 - C-02
DINETTE	C-03 - C-06
DRIVERS	C-07 - C-10
ELECTRICAL	C-11 - C-18
EXTERIOR BODY	C-19 - C-26
GALLEY	D-07 - D-16
HEATING & A/C	D-17 - D-20
INTERIOR FINISH	D-21 - E-01
LABEL	E-02 - E-10
LP	E-11
LOUNGE	E-12 - E-13
SEALANTS & FASTENERS	E-14 - E-16
WATER & SEWAGE	E-17 - E-21
WINDOW, VENT AND	
EXTERIOR DOOR	E-22 - F-19



CHASSIS GROUP CONTINUED



REAR BUMPER, END CAP & TRAILER HITCH

KEY PART NUMBER	U/M DESCRIPTION
097744-02-000	EA HOUSING-TRAILER PIN, 48"
097745-01-000	EA HOUSING CAP-TRAILER PIN
037745-02-000	EA HOUSING-RECEPTACLE, TRAILER - 48" WIRE LENGTH
1 078558-01-000	EA SUPPORT-L ANGLE, BUMPER - PASSENGER SIDE - 5" X 4.9"
078558-02-000	EA SUPPORT-L ANGLE, BUMPER - DRIVER SIDE - 5" X 4.9"
2 077855-01-000	EA BRACKET-BUMPER, REAR - BENT ENDS - 2" WIDE X 8" LONG
005200-01-000	EA BOLT-BUMPER, ROUND HEAD-SQUARE NECK- W/ST CAP 7/16-14 X 1 1/4
3 092251-01-01A	EA CAP-BUMPER END, REAR PASSENGER - PLASTIC - OFF WHITE
4 077851-03-000	EA BUMPER-REAR, OFF WHITE
5 093048-01-000	EA PLATE-SKID, REAR BUMPER - V SHAPED
6 077817-04-000	EA HITCH-W/O DRAWBAR
7 077813-01-000	EA DRAWBAR ONLY
8 097198-01-AE6	EA DOOR-ASM, TRUNK - OFF WHITE
9 034512-01-000	EA PIN-LOCKING, DRAWBAR
10 034513-01-000	EA PIN-HITCH, 3/16" WIRE
11 092251-02-01A	EA CAP-BUMPER END, REAR DRIVER - PLASTIC - OFF WHITE

CHASSIS GROUP CONTINUED

FRONT BUMPER

KEY PART NUMBER	U/M DESCRIPTION
M93846-01-Y35	EA BUMPER-FRONT, OFF WHITE
093000-01-000	EA CHANNEL ASM - BUMPER
000039-04-00B	EA NUT - HEX - SER FLG X - 20 ZN

PLASTIC WHEELWELL

KEY PART NUMBER	U/M DESCRIPTION
095071-01-000	EA WHEELWELL-PLASTIC

COMPARTMENTS AND PROP RODS

KEY PART NUMBER	U/M DESCRIPTION
092254-05-000	EA COMPARTMENT, STORAGE/FURNACE - 52.6" X 24.3" - GALVANIZED
096361-01-000	EA COMPARTMENT-STORAGE, 75.3" X 24.3" - GALVANIZED
096361-05-000	EA COMPARTMENT-STORAGE, 37.2" X 24.3" - GALVANIZED
093636-06-000	EA COMPARTMENT-STORAGE, 41.7" X 19.9" - GALVANIZED
093636-08-000	EA COMPARTMENT-STORAGE, 43.3" X 19.1" - GALVANIZED
M03466-01-000	EA COMPARTMENT-STORAGE
092644-02-Y12	EA PROP ROD-COMPARTMENT DOOR, W/SPRING & BRACKET
092469-01-000	EA SPRING-#020-050 COMP
092639-01-000	EA BRACKET-DOOR PROP
093081-01-02A	EA STRIKER-DOOR, LUGGAGE, BLACK
079368-01-000	FT SEAL-ACCESS DOOR
081113-01-000	EA BUSHING-FLANGE, PLASTIC - WHITE
089329-01-000	EA CLIP-SPRING, 3/8"
000388-01-000	EA GROMMET-SNAP, 3/8"
094376-02-000	EA ROD-PROP, GENERATOR DOOR
094387-02-000	EA STRIKER-DOOR, GENERATOR
093305-01-01A	FT TRIM-EDGE, C-TYPE - WIRE CARRIER - 35" X 24" - VINYL
M03636-04-000	EA TRAY-COMPARTMENT, W/O HATCH - 63"
093834-04-000	EA COMPARTMENT-TANK, HOLDING - 63" X 27.8" - GALVANIZED
099008-01-02A	EA HATCH-COMPARTMENT, SEWER HOSE
091255-02-000	FT SEAL-ADHESIVE BACKED FOAM, 1 5" X 18"
094376-01-070	EA ROD-PROP, HOLDING TANK DOOR

EXTERIOR ACCESSORY PACKAGE OPTION L28E

KEY PART NUMBER	U/M DESCRIPTION
098765-01-000	EA RAIL-DRAWER
077404-02-000	EA DRAWER - PLASTIC 20" X 12.7"
091270-01-000	EA HOSE - REEL - 50 FT
093300-01-000	EA BOX - TOOL
094067-01-01A	EA DRAWER - DIVIDER, LIGHT OAK
105284-01-000	EA COUPLER - QUICK HOSE END

ENTRY STEP BOX

KEY PART NUMBER	U/M DESCRIPTION
088412-04-000	EA TRIM-STEPBOX, ENTRY DOOR - BEIGE
092893-02-01A	EA LINER-STEP BOX, ENTRANCE DOOR - 5" - BLACK
M92055-01-000	EA ACCESS PNL-STEP BOX W/HINGE
088254-01-000	EA CATCH-MAGNETIC, 1 8" X 7"
009063-01-000	EA HINGE-CONTINUOUS, 1 1/2" X 72"
096645-01-000	EA PULL-CABINET, BRASS

1990 ITASCA  
TABLE OF CONTENTS

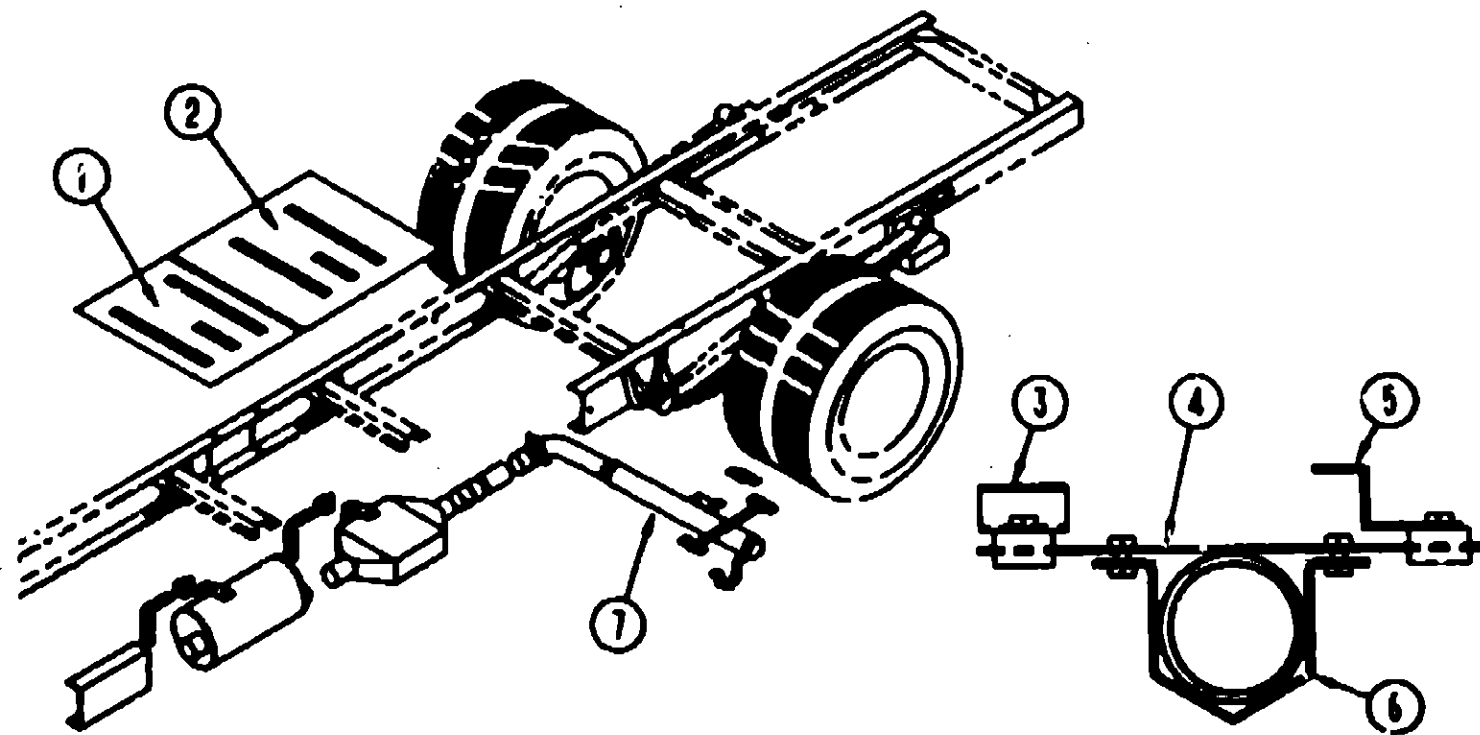
INTRODUCTION	A-01 -	A-02
ABBREVIATIONS		A-03
ALPHABETICAL INDEX	A-04 -	A-06
ICN36RQ	A-07 -	F-19

1990 ICN36RQ INDEX

FLOOR PLAN	A-07 -	A-08
ACCESSORIES	A-09 -	A-22
BATH	A-23 -	B-02
BEDROOM	B-03 -	B-06
CHASSIS	B-07 -	B-16
C C & PAD	B-17 -	C-02
DINETTE	C-03 -	C-06
DRIVERS	C-07 -	C-10
ELECTRICAL	C-11 -	C-18
EXTERIOR BODY	C-19 -	D-08
GALLEY	D-07 -	D-18
HEATING & A/C	D-17 -	D-20
INTERIOR FINISH	D-21 -	E-01
LABEL	E-02 -	E-10
LP		E-11
LOUNGE	E-12 -	E-13
SEALANTS & FASTENERS	E-14 -	E-16
WATER & SEWAGE	E-17 -	E-21
WINDOW, VENT AND EXTERIOR DOOR	E-22 -	F-19

# CHASSIS GROUP CONTINUED

## EXHAUST COMPONENTS



KEY PART NUMBER	U/M DESCRIPTION
1 100366 03 000	EA SHIELD-HEAT,MUFFLER
1 101544-01-000	EA SHIELD-HEAT, EXHAUST - 19.7" X 28.9" - STEEL FROM 04-04-90 THRU 06-10-90
2 101544-01-000	EA SHIELD-HEAT, EXHAUST - 19.7" X 28.9" - STEEL FROM 06-11-90 THRU 99-99-99
2 096009 01 000	EA SHIELD-HEAT, CONVERTOR FROM 06-11-90 THRU 99-99-99
3 095523 02 000	EA BRACKET ASM-EXHAUST, UPPER FROM: 00-00-00 THRU: 06-10-90
4 095523-02-000	EA BRACKET-EXHAUST, UPPER
5 095222-02-000	EA BRACKET-EXHAUST, UPPER - W/BEND & NUTS-CHEVY PROVIDED PRIOR TO 12/89 FROM: 12-05-89 THRU: 99-99-99
6 095223 02-000	EA BRACKET-EXHAUST, LOWER - W/NUTS- CHEVY PROVIDED PRIOR TO 12/89 FROM 12-05-89 THRU: 99-99-99
7 098599-01-000	EA PIPE-EXHAUST
095190-01-000	EA HANGER-EXHAUST - 1/4" X 1/4" - CHEVY PROVIDED PRIOR TO 12-89 FROM: 12-05-89 THRU: 99-99-99
095523-02-000	EA BRACKET EXHAUST, UPPER - STRAIGHT - W/NUTS

## KEY PART NUMBER

085761-02-000  
085763-01-000  
085767-01-000  
085768-01-000  
071389-02-000  
085769-01-000  
085756-01-000  
085757-01-000  
085765-01-000  
071397-04-000  
071387-05-000  
071390-03-000  
071390-04-000  
071391-02-000  
071392-03-000  
085755-01-000  
085759-01-000  
071375-02-000  
071375-03-000  
085758-01-000  
085773-01-000  
085766-01-000  
086241-01-000  
085754-01-000

085754-02-000

085754-03-000

085754-05-000

085752-01-000

085750-01-711

085750-01-712

085750-01-714

085750-01-715

085750-01-716

085750-01-720

085750-01-718

085750-01-719

085750-02-000

085750-02-700

085750-01-703

085750-02-701

085750-01-705

085750-01-708

085750-01-709

085750-01-700

085750-01-723

085750-01-724

085750-01-725

085750-01-701

085750-02-702

085753-01-000

085751-01-000

085771-01-000

071374-03-000

085750-01-710

085761-01-000

086080-01-000

# CHASSIS GROUP CONTINUED

## CHEVY TAG AXLE & SUSPENSION

## U/M DESCRIPTION

EA COMPRESSOR-AIR, 12 VOLT 1/6 HP - GAST 1HAB-74-M114  
EA TEE-2 FEMALE & 1 MALE ENDS, 3/8 X 1/4 - WEATHERHEAD  
EA COUPLING-BRASS, 1/4 FNPT  
EA COUPLING-BRASS 1/4 FNPT  
EA TEE-MALE BRANCH, 1/4" X 1/4" TUBE  
EA VALVE-RELIEF, 1/4 MPT - 115 LB  
EA VALVE-CHECK, 1/4 NPT-MALE - HENSCHEN 601232  
EA SWITCH-PRESSURE CONTROL, HENSCHEN 510259  
EA TEE-2 F & 1 MALE ENDS, 1/4 MPT X 1/4 - BRASS - WEATHERH  
EA ELBOW-MALE, 3/8" X 1/4"  
EA ELBOW-MALE, 1/4" X 1/4"  
FT TUBING-AIR BRAKE, 3/8" OD - RED  
FT TUBING-AIR BRAKE 1/4 OD BLACK  
EA NIPPLE-HEX, 25 PIPE  
EA PLUG-HEX HEAD, 1/4NPT BRASS  
EA SOLENOID-AIR VALVE, 1/4 NPT-F - HENSCHEN 500941  
EA LIGHT-WARNING, "LOW AIR", HENSCHEN 510633  
EA TANK-AIR  
EA ISOLATOR-AIR TANK MOUNT  
EA SWITCH-"LOW AIR", HENSCHEN 510650-00  
EA VALVE-DRAIN, AIR TANK - 1/4 MPT - WEATHERHEAD  
EA ADAPTER-1/4 FPT X 1/4 MPT, BRASS - WEATHERHEAD  
EA VALVE-AIR, 1/4 MPT - TIRE STEM - SCHRADER 1493E-G  
EA VALVE-HEIGHT CONTROL, PASSENGER SIDE - HENSCHEN 0820046  
W/O LINKAGE  
EA VALVE-HEIGHT CONTROL, DRIVER SIDE - HENSCHEN 0820047  
W/O LINKAGE  
EA PIVOT-LINK MTG, CHEVY - HENSCHEN 5820083  
EA LINK-VALVE CONTROL, 7" W/BOLT - HENSCHEN 0820021-7  
EA SUSPENSION-AIR, P-30 SUPERIDE - HENSCHEN 3450064  
EA SPRING-AIR, HENSCHEN 8003-011  
EA SPRING BUSHING  
EA TRANSVERSE ROD  
EA TRANSVERSE ROD BUSHING  
EA STRADDLE PIN  
EA STIRRUP-SPRING, HENSCHEN 0820-079  
EA BOLT-SPRING STIRRUP, HENSCHEN 9110-150  
EA NUT-SPRING STIRRUP, HENSCHEN 9110-130  
EA AXLE-TAG, TORSION/ RUBBER SUSPENSION - W/SURE LUBE  
EA HUB & DRUM, W/RACES - SURELUBE - HENSCHEN 316054"  
EA INNER BEARING CONE, HENSCHEN 0170012  
EA OUTER BEARING CONE, SURELUBE - HENSCHEN 017004L  
EA GREASE SEAL, HENSCHEN P270715  
EA BRAKE R.H. 12X2  
EA BRAKE L.H. 12X2  
EA MAGNET KIT (OVAL)  
EA MAGNET KIT, ROUND - HENSCHEN M-115  
EA ARM-LEVELOR, MAGNETIC - RIGHT RND - HENSCHEN 0558  
EA ARM-LEVELOR, MAGNETIC - LEFT RND - HENSCHEN 05583  
EA SHOE & LININGS(F/I BRAKE)  
EA COVER-DUST, W/ZERK - SURELUBE - HENSCHEN 0200028  
EA CONTROLLER-BRAKE, WEATHERTRON  
EA SHOCK-ABSORBER, TAG AXLE - HENSCHEN 0220003  
EA NUT-HEX, FL. PREV TORQUE - GRADE Q TAG MT  
EA FITTING-BULKHEAD, 1/4" X 1/4" MNPT  
EA NUT-WHEEL, HENSCHEN 0190016  
EA COMPRESS-AIR, 12V - 1/8 HP - SKARDA ROA-P101  
EA PLATE-PUMP, 8 8" X 7 8"

## 1990 ITASCA

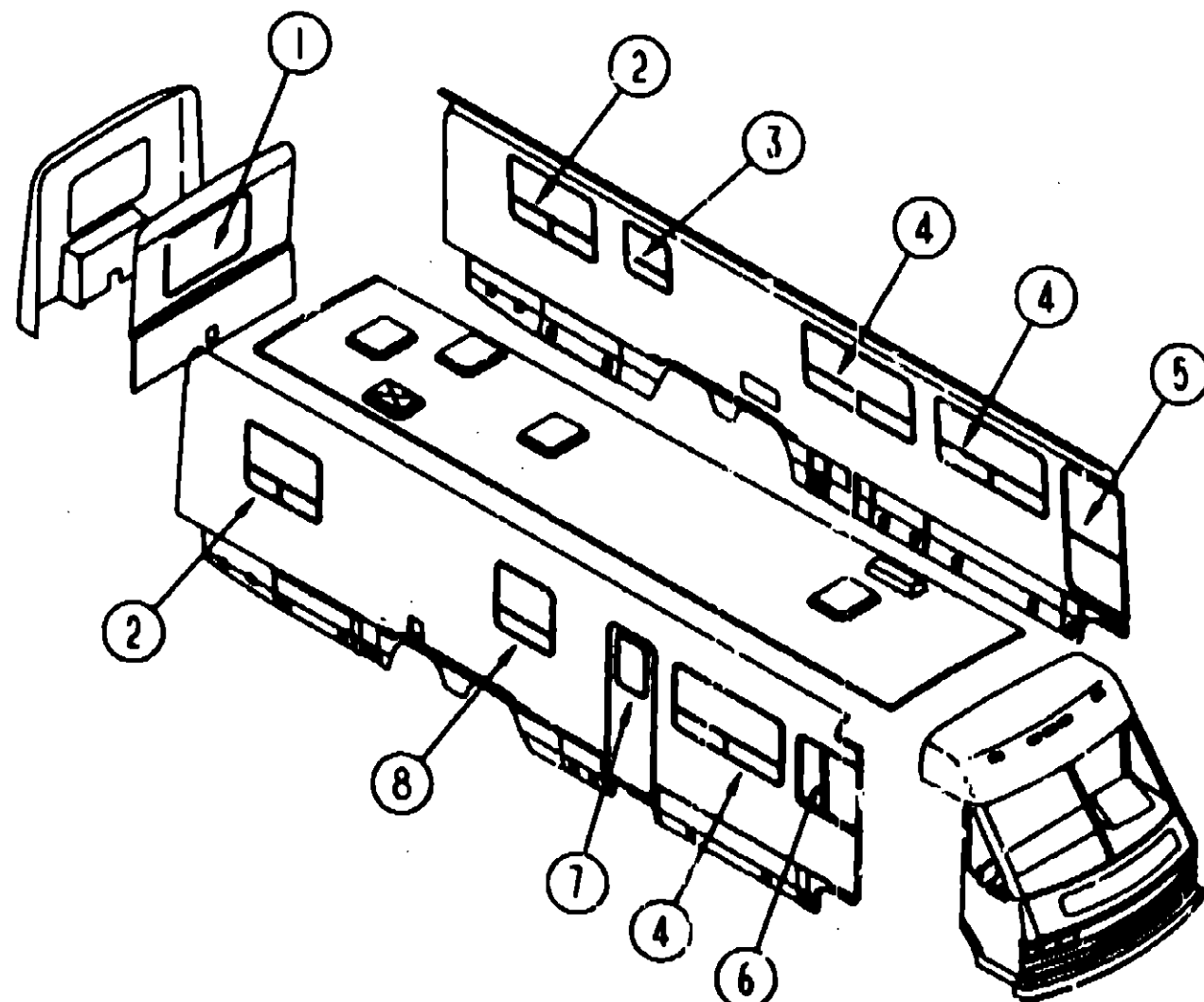
## TABLE OF CONTENTS

INTRODUCTION	A-01	A-02
ABBREVIATIONS		A-03
ALPHABETICAL INDEX	A-04	A-08
ICN36RQ	A-07	F-19

## 1990 ICN36RQ INDEX

FLOOR PLAN	A-07	A-08
ACCESSORIES	A-09	A-22
BATH	A-23	B-02
BEDROOM	B-03	B-06
CHASSIS	B-07	B-16
C & PAD	B-17	C-02
DINETTE	C-03	C-06
DRIVERS	C-07	C-10
ELECTRICAL	C-11	C-18
EXTERIOR BODY	C-19	D-01
GALLEY	D-07	D-16
HEATING & A/C	D-17	D-26
INTERIOR FINISH	D-21	E-01
LABEL	E-02	E-10
LP		E-11
LOUNGE	E-12	E-13
SEALANTS & FASTENERS	E-14	E-18
WATER & SEWAGE	E-17	E-21
WINDOW, VENT AND		
EXTERIOR DOOR	E-22	F-19

**CURTAIN, CUSHION & PAD GROUP**  
**WINDOW TREATMENT**



KEY PART NUMBER		U/M	DESCRIPTION
1	089058-48-AE6	EA	LEG ASM-RIGHT SIDE,GATHERED TRIM,N/HOLE(AE6)
1	089058-50-AE6	EA	LEG ASM-LEFT SIDE,GATHERED TRIM,N/HOLE(AE6)
1	089058-15-AE7	EA	LEG ASM-RIGHT SIDE,GATHERED TRIM,N/HOLE(AE7)
1	089058-16-AE7	EA	LEG ASM-LEFT SIDE,GATHERED TRIM,N/HOLE(AE7)
1	089058-55-AE8	EA	LEG ASM-RIGHT SIDE,GATHERED TRIM,N/HOLE(AE8)
1	089058-56-AE8	EA	LEG ASM-LEFT SIDE,GATHERED TRIM,N/HOLE(AE8)
2	089058-51-AB6	EA	LEG ASM-RIGHT SIDE,GATHERED (AE6)
2	089058-52-AB1	EA	LEG ASM-LEFT SIDE,GATHERED (AE6)
2	093453-34-AE6	EA	VAL-GATH. W/FABR.TRIM,46" (AE6)
2	084755-82-AE1	EA	SHADE ASM-PULL-40.25",NO TRIM (AE5)
2	089058-13-AE7	EA	LEG ASM-RIGHT SIDE,GATHERED (AE7)
2	089058-14-AE7	EA	LEG ASM-LEFT SIDE,GATHERED (AE7)
2	093453-24-AE7	EA	VAL-GATH. W/FABR.TRIM,46" (AE7)
2	084755-82-AE2	EA	SHADE ASM-PULL-40.25",NO TRIM (AE7)
2	089058-57-AE8	EA	LEG ASM-RIGHT SIDE,GATHERED (AE8)
2	089058-58-AE8	EA	LEG ASM-LEFT SIDE,GATHERED (AE8)
2	093453-35-AE8	EA	VAL-GATH. W/FABR.TRIM,46" (AE8)
2	084755-62-AE3	EA	SHADE ASM-PULL-40.25",NO TRIM (AE8)
3	093454-16-AE6	EA	CURTAIN ASM. - 28" X 12", GATHERED SNAP TOP (AE6) FROM: 00-00-00 THRU: 10-01-89
3	093454-22-AE6	EA	CURTAIN ASM.-25.5" X 12",GATHERED SNAP TOP (AE6) FROM: 10-02-89 THRU: 12-10-89
3	093454-28-AE1	EA	CURTAIN ASM-29X12,GATH SNAP TOP (AE6) FROM: 12-11-89 THRU: 99-99-99
3	093454-22-AE7	EA	CURTAIN ASM. - 28" X 12", GATHERED SNAP TOP (AE7) FROM: 00-00-00 THRU: 10-01-89
3	093454-28-AE2	EA	CURTAIN ASM -25.5" X 12",GATHERED SNAP TOP (AE7) FROM: 10-02-89 THRU: 12-10-89
3	093454-16-AE7	EA	CURTAIN ASM - 28" X 12", GATHERED SNAP TOP (AE7) FROM: 12-11-89 THRU: 99-99-99
3	093454-22-AE8	EA	CURTAIN ASM. - 28" X 12", GATHERED SNAP TOP (AE8) FROM: 00-00-00 THRU: 10-01-89
3	093454-28-AE3	EA	CURTAIN ASM - 25.5" X 12",GATHERED SNAP TOP (AE8) FROM: 10-02-89 THRU: 12-10-89
3	093454-16-AE8	EA	CURTAIN ASM-28" X 12" GATH SNAP TOP (AE8) FROM: 12-11-89 THRU: 99-99-99
3	093475-29-03A	EA	BLIND-MINI,28"X27.5" DROP (AE6,AE7) FROM: 00-00-00 THRU: 10-01-89
3	093475-33-03A	EA	BLIND-MINI,18.5" X 24.5" DROP BEIGE PEARL. (AE6,AE7) FROM: 10-02-89 THRU: 12-10-89
3	093475-38-03A	EA	BLIND-MINI,19" X 27" DROP BEIGE PEARL (AE6,AE7) FROM: 12-11-89 THRU: 99-99-99
3	093475-29-04A	EA	BLIND-MINI,28"X27.5" DROP (AE8) FROM: 00-00-00 THRU: 10-01-89
3	093475-33-04A	EA	BLIND-MINI,18.5" X 24.5" DROP MAUVE (AE8) FROM: 10-02-89 THRU: 12-10-89
3	093475-38-04A	EA	BLIND-MINI,19" X 27" DROP MAUVE (AE8) FROM: 12-11-89 THRU: 99-99-99
4	089058-36-AE6	EA	LEG-WINDOW, REAR - AE6 - BLUE CONFETTI FROM: 00-00-00 THRU: 09-17-89
4	089058-40-AE6	EA	LEG-WINDOW, REAR - AE6 - BLUE CONFETTI FROM: 09-18-89 THRU: 99-99-99
4	089058-36-AE7	EA	LEG-WINDOW, REAR - AE7 - MAUVE CONFETTI FROM: 00-00-00 THRU: 09-17-89
4	089058-40-AE7	EA	LEG-WINDOW, REAR - AE7 - MAUVE CONFETTI FROM: 09-18-89 THRU: 99-99-99
4	089058-83-AE8	EA	LEG-WINDOW, REAR - AE8 - SILVER CREAM FROM: 00-00-00 THRU: 09-17-89
4	089058-28-AE3	EA	LEG-WINDOW, REAR - AE8 - SILVER CREAM FROM: 09-18-89 THRU: 99-99-99
4	089058-35-AE6	EA	LEG-WINDOW, FRONT - AE6 - BLUE CONFETTI FROM: 00-00-00 THRU: 09-17-89
4	089058-39-AE6	EA	LEG-WINDOW, FRONT - AE6 - BLUE CONFETTI FROM: 09-18-89 THRU: 99-99-99

**1990 ITASCA**  
**TABLE OF CONTENTS**

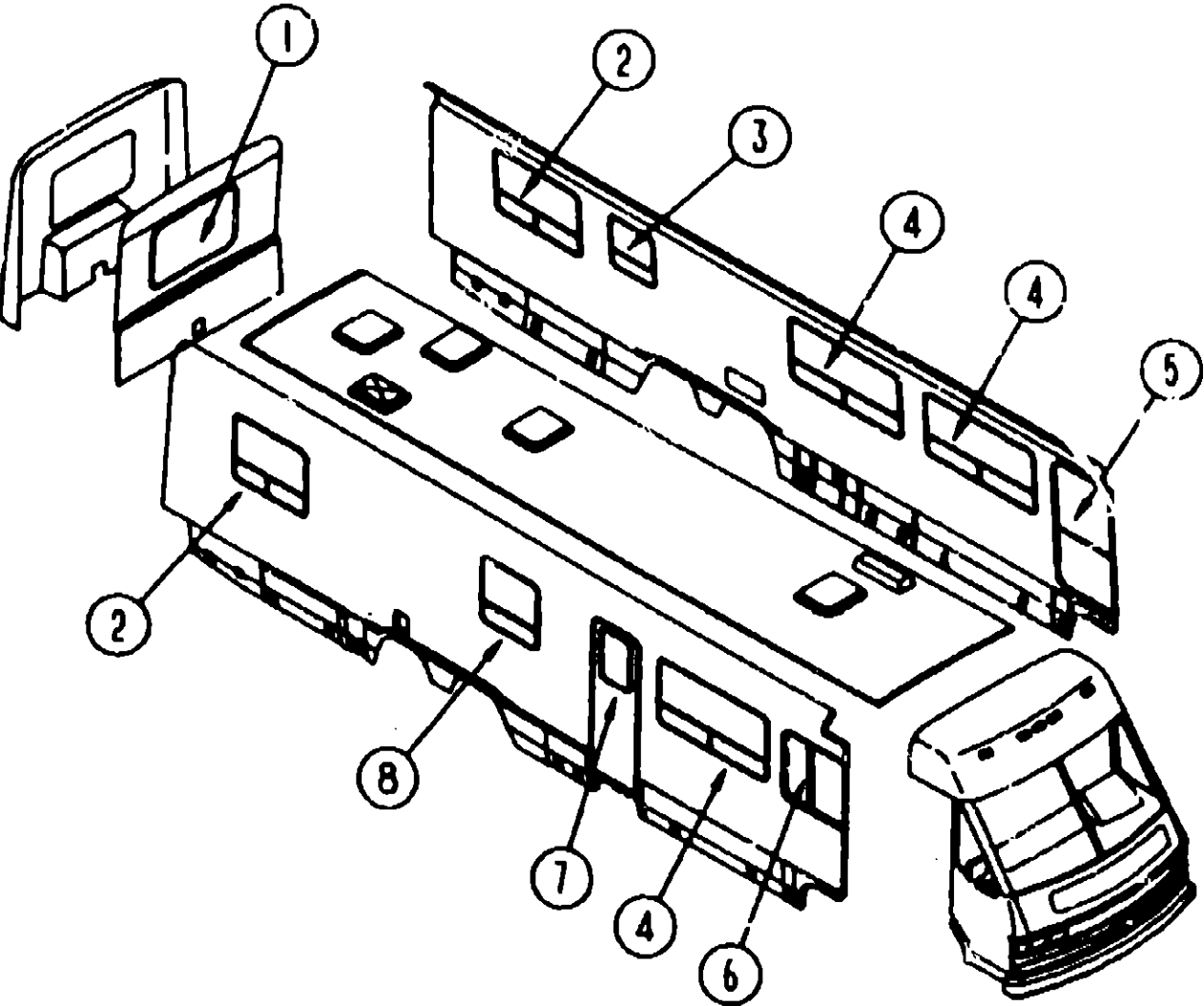
INTRODUCTION	A-01	A-02
ABBREVIATIONS		A-03
ALPHABETICAL INDEX	A-04	A-06
ICN36RQ	A-07	F-19

**1990 ICN36RQ INDEX**

FLOOR PLAN	A-07	A-08
ACCESSORIES	A-09	A-22
BATH	A-23	B-02
BEDROOM	B-03	B-06
CHASSIS	B-07	B-16
C & PAD	B-17	C-02
DINETTE	C-03	C-06
DRIVERS	C-07	C-10
ELECTRICAL	C-11	C-18
EXTERIOR BODY	C-19	D-06
GALLEY	D-07	D-16
HEATING & A/C	D-17	D-20
INTERIOR FINISH	D-21	E-01
LABEL	E-02	E-10
LP		E-11
LOUNGE	E-12	E-13
SEALANTS & FASTENERS	E-14	E-16
WATER & SEWAGE	E-17	E-21
WINDOW, VENT AND EXTERIOR DOOR	E-22	F-19

CURTAIN, CUSHION & PAD GROUP (CONTINUED )

WINDOW TREATMENT CONT



KEY PART NUMBER	U/M DESCRIPTION
4 089058-35-AE7	EA LEG-WINDOW, FRONT - AE7 - MAUVE CONFETTI FROM: 00-00-00 THRU 09-17-89
4 089058-39-AE7	EA LEG-WINDOW, FRONT - AE7 - MAUVE CONFETTI FROM: 09-18-89 THRU: 99-99-99
4 089058-82-AE8	EA LEG-WINDOW, FRONT - AE8 - SILVER CREAM FROM 00-00-00 THRU: 09-17-89
4 089058-27-AE3	EA LEG-WINDOW, FRONT - AE8 - SILVER CREAM FROM 09-18-89 THRU: 99-99-99
4 093475 21 05A	EA BLIND-MINI, 57.5 X 32 DROP (AE6,AE7) FROM: 00-00-00 THRU: 12-03-89
4 093475 21 01A	EA BLIND-MINI, 57.5 X 32 DROP (AE6,AE7) FROM: 12-04-89 THRU 99-99-99
4 093475 21 06A	EA BLIND-MINI, 57.5 X 32 DROP (AE8) FROM: 00-00-00 THRU: 12-03-89
4 093475 21 08A	EA BLIND-MINI, 57.5 X 32 DROP (AE8) FROM: 12-04-89 THRU: 99-99-99
5 093452 02 AD3	EA CURTAIN-W/SNAP TOP,LT 48 X 50 (AE6)
5 093452 02 AA4	EA CURTAIN-W/SNAP TOP,LT 48 X 50 (AE7)
5 093452 02 AD4	EA CURTAIN-W/SNAP TOP,LT 48 X 50 (AE8)
5 077591 09 AE6	EA CURTAIN - 60 X 47.5, VEL TOP,RT USED W/BUNK
5 073304 58 AE8	EA CURTAIN-SNAP TOP W/LINING - 36 X 37 USED W/BUNK
097994 03 AE6	EA CURTAIN W/HOOK TOP 34 X 75 FROM 08-14-89 THRU 99-99-99
073304 60 AE6	EA CURTAIN-W/SNAP TOP W/LINING,-34 X 82 FROM 00-00-00 THRU 08-13-89
097994 03 AE7	EA CURTAIN W/HOOK TOP 34 X 75 FROM 08-14-89 THRU 99-99-99
073304 60 AE7	EA CURTAIN-W/SNAP TOP W/LINING,-34 X 82 FROM 00-00-00 THRU 08-13-89
097994 03 AE8	EA CURTAIN W/HOOK TOP 34 X 75 FROM 08-14-89 THRU 99-99-99
073304 60 AE8	EA CURTAIN-W/SNAP TOP W/LINING,-34 X 82 FROM 00-00-00 THRU 08-13-89
6 093452 01 AD3	EA CURTAIN-W/SNAP TOP,RT 48 X 50 (AE6)
6 093452 01 AA4	EA CURTAIN-W/SNAP TOP,RT 48 X 50 (AE7)
6 093452 01 AD4	EA CURTAIN-W/SNAP TOP,RT 48 X 50 (AE8)
6 077591 10 AE6	EA CURTAIN - 60 X 47.5, VEL TOP,LT USED W/BUNK
6 073304 59 AE8	EA CURTAIN-SNAP TOP W/LINING - 36 X 125 USED W/BUNK
7 084755 61 AE1	EA SHADE PULL-27.25, NO TRIM (AE6)
7 084755 57 AE2	EA SHADE PULL-27.25, NO TRIM (AE7)
7 084755 57 AE6	EA SHADE PULL-27.25, NO TRIM (AE8)
8 093475 03 05A	EA BLIND-MINI,28" WIDE X 25" DROP (AE6,AE7) FROM: 00-00-00 THRU: 11-19-89
8 093475 37 03A	EA BLIND-MINI,28" WIDE X 21" DROP (AE6,AE7) FROM 11-20-89 THRU: 12-03-89
8 093475 37 05A	EA BLIND-MINI,28" WIDE X 21" DROP (AE6,AE7) FROM 12-04-89 THRU: 99-99-99
8 093475 03 08A	EA BLIND-MINI,28" WIDE X 25" DROP (AE8) FROM 00-00-00 THRU: 11-19-89
8 093475 37 04A	EA BLIND-MINI,28" WIDE X 21" DROP (AE8) FROM 11-20-89 THRU 12-03-89
8 093475 37 06A	EA BLIND-MINI,28" WIDE X 21" DROP (AE8) FROM 12-04-89 THRU 99-99-99
073260 40 AE6	EA TIEBACK ASM-10X18
073260 40 AE7	EA TIEBACK ASM-10X18
073260 40 AE8	EA TIEBACK ASM-10X18

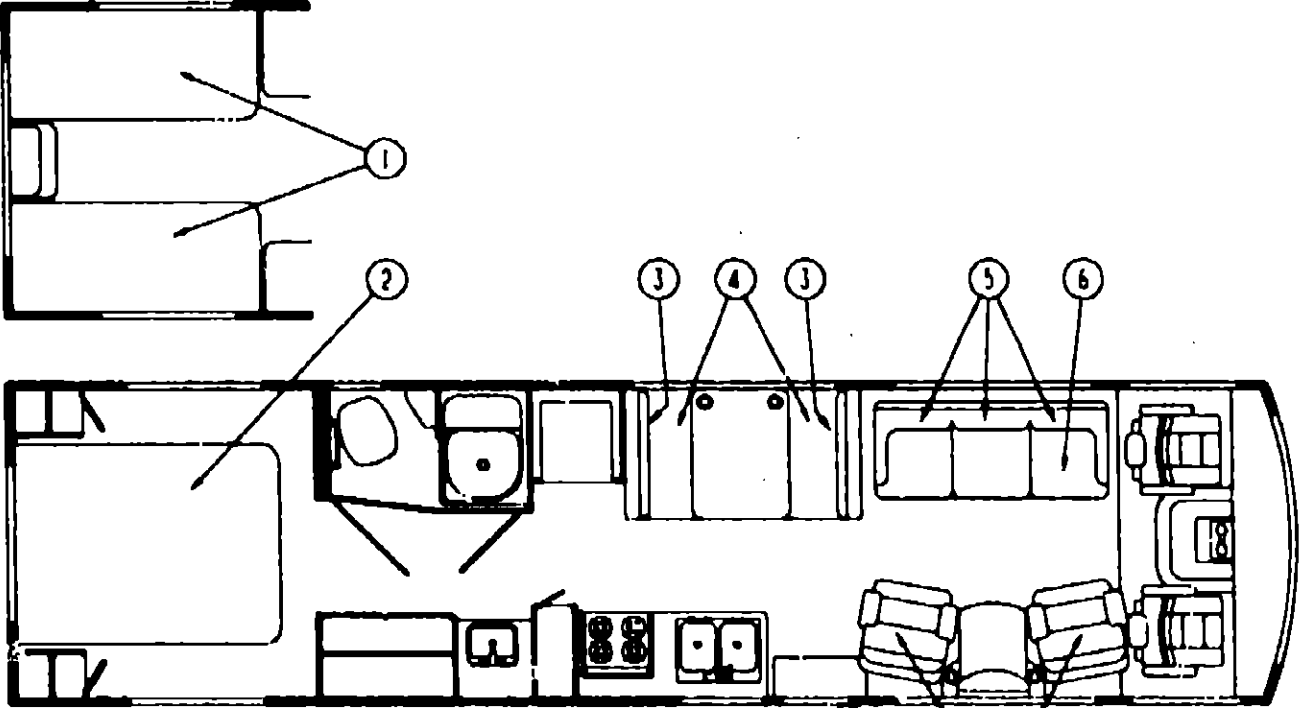
1990 ITASCA  
TABLE OF CONTENTS

INTRODUCTION	A-01	A-02
ABBREVIATIONS		A-03
ALPHABETICAL INDEX	A-04	A-06
ICN36RQ	A-07	F-19

1990 ICN36RQ INDEX

FLOOR PLAN	A-07	A-08
ACCESSORIES	A-09	A-22
BATH	A-23	B-02
BEDROOM	B-03	B-06
CHASSIS	B-07	B-16
C.C. & PAD	B-17	C-02
DINETTE	C-03	C-06
DRIVERS	C-07	C-10
ELECTRICAL	C-11	C-18
EXTERIOR BODY	C-19	D-06
GALLEY	D-07	D-16
HEATING & A/C	D-17	D-20
INTERIOR FINISH	D-21	E-01
LABEL	E-02	E-10
LP		E-11
LOUNGE	E-12	E-13
SEALANTS & FASTENERS	E-14	E-16
WATER & SEWAGE	E-17	E-21
WINDOW, VENT AND EXTERIOR DOOR	E-22	F-19

CURTAIN, CUSHION & PAD GROUP (CONTINUED)



MATTRESS & BEDSPREAD

KEY PART NUMBER	U/M DESCRIPTION
1 092371-09-AE6	EA BEDSPREAD-FITTED - W/RUFFLE,TWIN,LT (AE6,AE7)
1 092371-09-AE8	EA BEDSPREAD-FITTED - W/RUFFLE,TWIN,LT
1 092371-08-AE6	EA BEDSPREAD-FITTED - W/RUFFLE,TWIN,RT (AE6,AE7)
1 092371-08-AE8	EA BEDSPREAD-FITTED - W/RUFFLE,TWIN,RT
C98176-01-000	EA MATTRESS-INNERSPRING,32X74

MATTRESS & BED COVERINGS

KEY PART NUMBER	U/M DESCRIPTION
2 092371-03-AE6	EA BEDSPREAD-FITTED - W/RUFFLE, QUEEN - 60X75
2 092371-03-AE7	EA BEDSPREAD-FITTED - W/RUFFLE, QUEEN - 60X75
2 092371-03-AE8	EA BEDSPREAD-FITTED - W/RUFFLE, QUEEN - 60X75
081997-05-AE6	EA PILLOW SHAM-W/RUFFLE,30X26 (AE6,AE7)
081997-05-AE8	EA PILLOW SHAM-W/RUFFLE,30X26
098176-04-000	EA MATTRESS-INNERSPRING 59X74

BACKREST CUSHIONS

KEY PART NUMBER	U/M DESCRIPTION
3 088927-50-AE6	EA CUSHION BACKREST-13 5 X 38 X 5 (AE6) FROM 00-00-00 THRU 11-26-89
M88927-50-AE6	EA COVER BACKREST-15 X 38 X 5 (AE6) FROM 00-00-00 THRU 11-26-89
3 088927-64-AE6	EA CUSHION BACKREST-15 X 38 X 5 (AE6) FROM 11-27-89 THRU 99-99-99
M68927-64-AE6	EA COVER BACKREST-15 X 38 X 5 (AE6)
3 088927-50-AE7	EA CUSHION BACKREST-13 5 X 38 X 5 (AE7) FROM 00-00-00 THRU 11-26-89
M88927-50-AE7	EA COVER BACKREST-15 X 38 X 5 (AE7) FROM 00-00-00 THRU 11-26-89
3 088927-64-AE7	EA CUSHION BACKREST-15 X 38 X 5 ANGLE (AE7) FROM 11-27-89 THRU 99-99-99
M88927-64-AE7	EA COVER BACKREST-15 X 38 X 5 (AE6) FROM 11-27-89 THRU 99-99-99
3 088927-49-AE8	EA CUSHION BACKREST-13 5 X 38 X 5,HORIZ,ANGLED (AE8) FROM 00-00-00 THRU 11-26-89
M88927-49-AE8	EA COVER BACKREST-13 5 X 38 X 5,HORIZ,ANGLED (AE8)
3 088927-63-AE8	EA CUSHION BACKREST-15 X 38 X 5,HORIZ,ANGLED (AE8) FROM 11-27-89 THRU 99-99-99
M88927-63-AE8	EA COVER BACKREST-15 X 38 X 5,HORIZ,ANGLED (AE8) FROM 11-27-89 THRU 99-99-99

CURTAIN, CUSHION & PAD GROUP (CONTINUED)

SEAT CUSHIONS

KEY PART NUMBER	U/M DESCRIPTION
4 088927-51-AE6	EA CUSHION SEAT-22 X 38 X 5 CELEB W/SEW LINING
4 088927-51-AE7	EA CUSHION SEAT-22 X 38 X 5 CELEB W/SEW LINING
4 088927-40-AE8	EA CUSHION SEAT-22 X 38 X 5 HORIZ W/SEW LINING
M88927-51-AE6	EA COVER SEAT, DINETTE -22 X 38 X 5 CELEB W/SEW LINING
M88927-51-AE7	EA COVER SEAT, DINETTE -22 X 38 X 5 CELEB W/SEW LINING
M88927-40-AE8	EA COVER SEAT, DINETTE -22 X 38 X 5 HORIZ W/SEW LINING

DRIVERS SIDE COUCH

KEY PART NUMBER	U/M DESCRIPTION
5 085357 01 AE6	EA CUSHION - BACK - SINGLE GATHERED
5 085357 01 AE7	EA CUSHION - BACK - SINGLE GATHERED
5 085357 02 AE8	EA CUSHION - BACK - NON-GATHERED
M85357 01 AE6	EA COVER - BACK CUSHION - SINGLE GATHERED
M85357 01 AE7	EA COVER - BACK CUSHION - SINGLE GATHERED
M85357 02 AE8	EA COVER - BACK CUSHION - NON-GATH CELEB
6 089007 04 AE6	EA SOFA SEAT-CELEBRITY BED
6 089007 04 AE7	EA SOFA SEAT-CELEBRITY BED
6 089007 04 AE8	EA SOFA SEAT-CELEBRITY BED
M89007 04 AE1	EA COVER ASM-CELEBRITY BED (AE6)
M89007 04 AE7	EA COVER ASM-CELEBRITY BED (AE7)
M89007 04 AE8	EA COVER ASM-CELEBRITY BED (AE8)
085060 04 AE1	EA CUSHION ASM-THROW PILLOW (AE6)
085060 04 AE2	EA CUSHION ASM-THROW PILLOW (AE7)
085060 02 AE8	EA CUSHION ASM-THROW PILLOW (AE8)
079386 01 000	EA FRAME ASM-BED,CONTINENTAL
079386 02 000	EA HARDWARE-KIT,

PASSENGER SIDE SWIVEL CHAIR

KEY PART NUMBER	U/M DESCRIPTION
7 035059-02-AE6	EA CHAIR ASM-CELEBRITY,W/O BASE OR SKIRT
7 085059-02-AE7	EA CHAIR ASM-CELEBRITY,W/O BASE OR SKIRT
7 085059-02-AE8	EA CHAIR ASM-CELEBRITY,W/O BASE OR SKIRT
M85059-02-AE6	EA COVER-CHAIR ASM-CELEBRITY
M85059-02-AE7	EA COVER-CHAIR ASM-CELEBRITY
M85059-02-AE8	EA COVER-CHAIR ASM-CELEBRITY
085187-02-AE6	EA SKIRT ASM- RECLINER CELEBRITY
085187-02-AE7	EA SKIRT ASM- RECLINER CELEBRITY
085187-02-AE8	EA SKIRT ASM- RECLINER CELEBRITY
089368 01 000	EA FRAME-CHAIR, REMOTE RECLINER
089368 02 000	EA FRAME-CABLE,REMOTE RECLINER
089368 03 000	EA FRAME-CABLE,REMOTE SLIDE
069246-02 000	EA ADJUSTER-SEAT/CHAIR, W/L LOCK - FORWARD & BACK
069246-03-700	EA SPRING-ADJUSTER FOR REMOTE
069246-05-000	EA ADJUSTER-SEAT/CHAIR, W/REMOTE
069246-05-700	EA SPRING-ADJUSTER, FOR REMOTE
069246-05-701	EA CLIP-CABLE, FOR REMOTE
093481-03-000	EA TOP PLATE-PEDESTAL, W/LOCK
093481-03-700	EA SPRING-COIL/FLEVER W/REMOTE
093481-03-701	EA END CAP F/LEVER
093482-01-000	EA SHROUD-PEDESTAL, 13" - PLASTIC - BLACK
093481-02-000	EA BASE-PEDESTAL, W/10" EXTENSION

1990 ITASCA  
TABLE OF CONTENTS

INTRODUCTION	A-01	A-02
ABBREVIATIONS		A-03
ALPHABETICAL INDEX	A-04	A-06
ICN36RQ	A-07	F-19

1990 ICN36RQ INDEX

FLOOR PLAN	A-07	A-08
ACCESSORIES	A-09	A-22
BATH	A-23	B-02
BEDROOM	B-03	B-06
CHASSIS	B-07	B-16
C & PAD	B-17	C-02
DINETTE	C-03	C-06
DRIVERS	C-07	C-10
ELECTRICAL	C-11	C-18
EXTERIOR BODY	C-19	D-06
GALLEY	D-07	D-16
HEATING & A/C	D-17	D-20
INTERIOR FINISH	D-21	E-01
LABEL	E-02	E-10
LP		E-11
LOUNGE	E-12	E-13
SEALANTS & FASTENERS	E-14	E-16
WATER & SEWAGE	E-17	E-21
WINDOW VENT AND		
EXTERIOR DOOR	E-22	F-19

CURTAIN, CUSHION & PAD GROUP (CONTINUED)

BUNK CUSHION

KEY PART NUMBER	U/M DESCRIPTION
079145-05-000	EA CUSHION-BUNK
M79145-05-000	EA COVER, CUSHION - BUNK

CURTAIN TRACKS AND HARDWARE

KEY PART NUMBER	U/M DESCRIPTION
079946-03-000	EA TRACK-CURTAIN, WRAPAROUND
	FROM 00-00-00 THRU 07-26-89
079946-04-000	EA TRACK-CURTAIN, WRAPAROUND LH
	FROM 00-00-00 THRU 07-26-89
097919-04-01A	EA TRACK-CURTAIN, WRAPAROUND - DRIVER - OFF WHITE
	FROM 07-27-89 THRU 99-99-99
097919-03-01A	EA TRACK-CURTAIN, WRAPAROUND - PASSENGER - OFF WHITE
	FROM 07-27-89 THRU 99-99-99
091904-01-000	FT TRACK-CURTAIN, LT BEIGE
097625-01-000	EA HOOK-DRAPERY
048394-02-000	YD VELCRO TAPE-HOOK, ADHESIVE BACK - 75" WIDE - BEIGE
029092-01-000	EA STUD-NICKEL, FINISH-8031
029093-01-000	EA EYELET-NICKEL, FINISH-8041
029094-04-000	YD TAPE-LOOP, 1 1/8" WIDE, BLACK
029094-05-000	YD TAPE-LOOP, 50 WIDE, BEIGE
029096-03-000	YD TAPE-HOOK, 1 1/8" WIDE, BLACK
086276-01-000	EA TAPE-DOUBLE SIDED, 1/2"
087253-01-000	EA PULL-ROLLER SHADE, PLASTIC - CLEAR
084432-06-000	FT SLAT, PLAS ROLLER SHADE 96"
096843-01-000	EA SPRING-REWIND, ROLLER SHADE
084434-01-000	EA BRACKET-MOUNTING, ROLLER SHADE - 1 3/8"
089916-01-000	EA MOUNT-WINDOW LEG, BLACK
083170-01-000	EA BRACKET-BLIND, REAR
083170-02-000	EA BRACKET-BLIND, FRONT
076827-01-000	EA BRACKET-CURTAIN, WOVENWOOD RT
076827-02-000	EA BRACKET-CURTAIN, WOVENWOOD
097565-01-000	EA BRACKET-MOUNTING, BLIND
093475-01-700	EA WAND-BLIND, W/METAL CLIP - 8" LONG
093475-01-701	EA END CAP-BLIND, W/STUD
095591-01-000	EA BRACKET-BLIND, HOLD-DOWN - W/PIN
046867-01-000	EA GROMMET-BLASS - 7/16" ID X 1" OD
059797-02-000	EA SHELL-BUTTON, PLASTIC - # 30
069734-01-000	EA BACK-BUTTON, DURASNAP - # 30
078155-01-000	EA STRAP-BACK, CUSHION, SNAP

CURTAIN, CUSHION & PAD GROUP (CONTINUED)

FABRICS AND TRIMS

KEY PART NUMBER	U/M DESCRIPTION
096008-28-000	YD FABRIC-UPHOLSTERY, PLAIN - 54" BLUE/DESERT (AE6, AE8)
096008-18-000	YD FABRIC-UPHOLSTERY, BLUE (AE6)
096008-37-000	YD FABRIC-UPHOLSTERY, BLUE (AE6)
096008-19-000	YD FABRIC-UPHOLSTERY, MAUVE (AE7)
096008-23-000	YD FABRIC-UPHOLSTERY, MAUVE (AE7)
096008-30-000	YD FABRIC-UPHOLSTERY, ROSE (AE7)
096008-20-000	YD FABRIC-UPHOLSTERY, DESERT (AE8)
096008-35-000	YD FABRIC-UPHOLSTERY, (STEEL BLUE) (AE8)
072333-70-000	YD FABRIC-DRAPERY, CHROME (AE6, AE8)
072333-71-000	YD FABRIC-DRAPERY, CHANTILLY, (ROSE) (AE6, AE7)
072333-72-000	YD FABRIC-DRAPERY, SUEDE (AE8)
088273-41-000	YD FABRIC-BEDSPREAD, ICE (AE6, AE7)
029155-01-000	EA CAP-SNAP, NICKEL
029156-01-000	EA SOCKET-SNAP FASTENER, NICKEL
088273-40-000	YD FABRIC-BEDSPREAD, #31 NATURAL (AE8)
077484-01-000	YD VINYL-SMOKE (AE6, AE7, AE8)
079680-01-000	YD VINYL-BEIGE 54" WIDE (AE6, AE7, AE8)
079680-09-000	YD VINYL-OFF WHITE 54" WIDE (AE6, AE7, AE8)
075244-02-000	YD VINYL-SHOWER CURTAIN LINER
103907-01-01A	YD VINYL-EXPANDED MADRID O/W
079680-01-000	YD VINYL-EXPANDED 26 OZ BUCKSKN
079349-03-AE6	YD WELT ASM-PATTERNED ACCENT (AE6)
079349-01-AD1	YD WELT ASM-ACCENT FABRIC (AE7)
079349-03-AE7	YD WELT ASM-PATTERNED ACCENT (AE7)
079349-01-AA1	YD WELT ASM-ACCENT FABRIC (AE8)
079349-04-AA1	YD WELT ASM-NARROW, ACCENT (AE8)
079349-01-AA1	YD WELT ASM-ACCENT FABRIC (AE6, AE8)
083273-42-000	SY FABRIC - BLACKOUT & WRAPAROUND - PARCHMENT
087272-01-000	YD DRAPERY LINING-48" IVORY
081926-01-000	YD BACKING-QUILTING, MATTRESS COVER-WHITE
029012-01-000	BF FOAM-ROLLED-3/8" - 72" WIDE
088792-01-000	YD VELCRO-5/8" HOOK, NON-ADHES
088792-02-000	YD VELCRO-3/4" LOOP, ADHESIVE

SEATBELT

KEY PART NUMBER	U/M DESCRIPTION
007021-01-000	EA BELT-SEAT, 2" X 90" - BLACK
057759-01-000	EA WASHER BRACKET-SEAT BELT, 4" DIAMETER
000039-06-008	EA NUT-HEX, SER FLG LK - 3/8-16 ZN

1990 ITASCA  
TABLE OF CONTENTS

INTRODUCTION	A-01 - A-02
ABBREVIATIONS	A-03
ALPHABETICAL INDEX	A-04 - A-06
ICN36RQ	A-07 - F-19

1990 ICN36RQ INDEX

FLOOR PLAN	A-07 - A-08
ACCESSORIES	A-09 - A-22
BATH	A-23 - B-02
BEDROOM	B-03 - B-06
CHASSIS	B-07 - B-16
CC & PAD	B-17 - C-02
DINETTE	C-03 - C-06
DRIVERS	C-07 - C-10
ELECTRICAL	C-11 - C-18
EXTERIOR BODY	C-19 - D-06
GALLEY	D-07 - D-16
HEATING & COOLING	D-17 - D-26
INTERIOR FINISH	D-27 - E-06
LAVATORY	E-07 - E-16
LP	E-17 - E-26
LOUNGE	F-01 - F-10
SEALANTS & FASTENERS	F-11 - F-16
WATER & SEWAGE	F-17 - F-26
WINDOW, VENT AND EXTERIOR DOOR	F-27 - F-36

CURTAIN, CUSHION & PAD GROUP (CONTINUED )

DRIVER & PASSENGER BUCKET SEATS

KEY PART NUMBER	U/M DESCRIPTION	
093456 05 AE6	EA SEAT-ROYALE II,W/HEADREST	
093456 05 AE7	EA SEAT-ROYALE II,W/HEADREST	
093456 06 AE8	EA SEAT-ROYALE II,W/HEADREST	
		FROM 00-00-00 THRU 09-17-89
093456 05 AE8	EA SEAT-ROYALE II,W/HEADREST	
		FROM 09-18-89 THRU 99-99-99
M03445 18 AE6	EA COVER ASM-ROYALE II,SEAT	
M03445 18 AE7	EA COVER ASM-ROYALE II,SEAT	
M03445 05 AE8	EA COVER ASM-ROYALE II,SEAT	
		FROM 00-00-00 THRU 09-17-89
M03445 18 AE8	EA COVER ASM-ROYALE II,SEAT	
		FROM 09-18-89 THRU 99-99-99
M03445 19 AE6	EA COVER ASM-ROYALE II,BACK	
M03445 19 AE7	EA COVER ASM-ROYALE II,BACK	
M03445 06 AE8	EA COVER ASM-ROYALE II,BACK	
		FROM 00-00-00 THRU 09-17-89
M03445 19 AE8	EA COVER ASM-ROYALE II,BACK	
		FROM 09-18-89 THRU 99-99-99
080243 32 AA1	EA ARMREST ASM-RT ROYALE (AE6,AE8)	
M80243 32 AA1	EA COVER ASM-ARM,RT ROYALE (AE6,AE8)	
060243 33 AA1	EA ARMREST ASM-LT ROYALE (AE6,AE8)	
M80243 33 AA1	EA COVER ASM-ARM,LT ROYALE (AE6,AE8)	
080243 32 AD1	EA ARMREST ASM-RT ROYALE (AE7)	
M80243 32 AD1	EA COVER ASM-ARM,RT ROYALE (AE7)	
060243 33 AD1	EA ARMREST ASM-LT ROYALE (AE7)	
M80243 33 AD1	EA COVER ASM-ARM,LT ROYALE (AE7)	
085268 02 AE6	EA HEADREST ASM-STRATON (AE6)	
M85268-02-AE6	EA COVER ASM-HEADREST,STRATON (AE6)	
085268 02 AE7	EA HEADREST ASM-STRATON (AE7)	
M85268-02-AE7	EA COVER ASM-HEADREST,STRATON (AE7)	
085268 01 AA1	EA HEADREST ASM-STRATON (AE8)	
		FROM 00-00-00 THRU 09-17-89
M85268 01-AA1	EA COVER ASM-HEADREST,STRATON (AE8)	
		FROM 00-00-00 THRU 09-17-89
085268 02 AE8	EA HEADREST ASM-STRATON (AE8)	
		FROM 09-18-89 THRU 99-99-99
M85268-02-AE8	EA COVER ASM-HEADREST,STRATON (AE8)	
		FROM 09-18-89 THRU 99-99-99
071126 24 AA1	EA SKIRT ASM-(AE6,AE8)	
M71126 24 AA1	EA COVER ASM-SKIRT-(AE6,AE8)	
071126 24 AD1	EA SKIRT ASM-SGL-(AE7)	
M71126 24 AD1	EA COVER ASM-SKIRT-(AE7)	
081361-01-000	EA ROD-ARMREST, METAL	
089368-04-000	EA FRAME-CABLE, REMOTE SWIVEL	
069246-02-000	EA ADJUSTER-BUCKET SEAT W/O LOCK, FORWARD AND BACK	
069246-05-700	EA SPRING-ADJUSTER, FOR REMOTE	
069246-01-000	EA ADJUSTER-SEAT/CHAIR, W/LOCK	
069585-29-000	EA BAR-SEAT BELT, BUCKET SEATS - 20"	
093481 02 000	EA PEDESTAL-10" SUB-PLATE	
093481-03-000	EA TOP PLATE-PEDESTAL, BUCKET SEAT - W/O SEATBELT BAR	
069585-08-000	EA BASE-BUCKET SEAT, BOLTS TO FLOOR - VERTICAL 8"	
092759-01-000	EA PEDESTAL-TELESCOPING, PASSENGER	
092759-01-700	EA POWER HEAD F/TELESCOPING PEDESTAL	
092759-02-000	EA PEDESTAL-TELESCOPING	

CURTAIN, CUSHION & PAD GROUP (CONTINUED )

DRIVER POWERED SEAT OPTION L6388

KEY PART NUMBER	U/M DESCRIPTION
069585-39-000	EA PLATE-TOP BUCKET SEAT - POWERED
071126 26 AE6	EA SKIRT ASM POWER SEAT (A/6 AE8)
071126 26 AE7	EA SKIRT ASM POWER SEAT (A/7)
081373 03P-000	EA UNIT-POWERED BUCKET SEAT - 6 WAY
081373-01-700	EA SWITCH-CONTROL W/L BRACKET
069585 27-000	EA PLATE-SUB VERTICAL - 5"
096808-01-000	EA SPACER-PEDESTAL DRIVER

1990 ITASCA  
TABLE OF CONTENTS

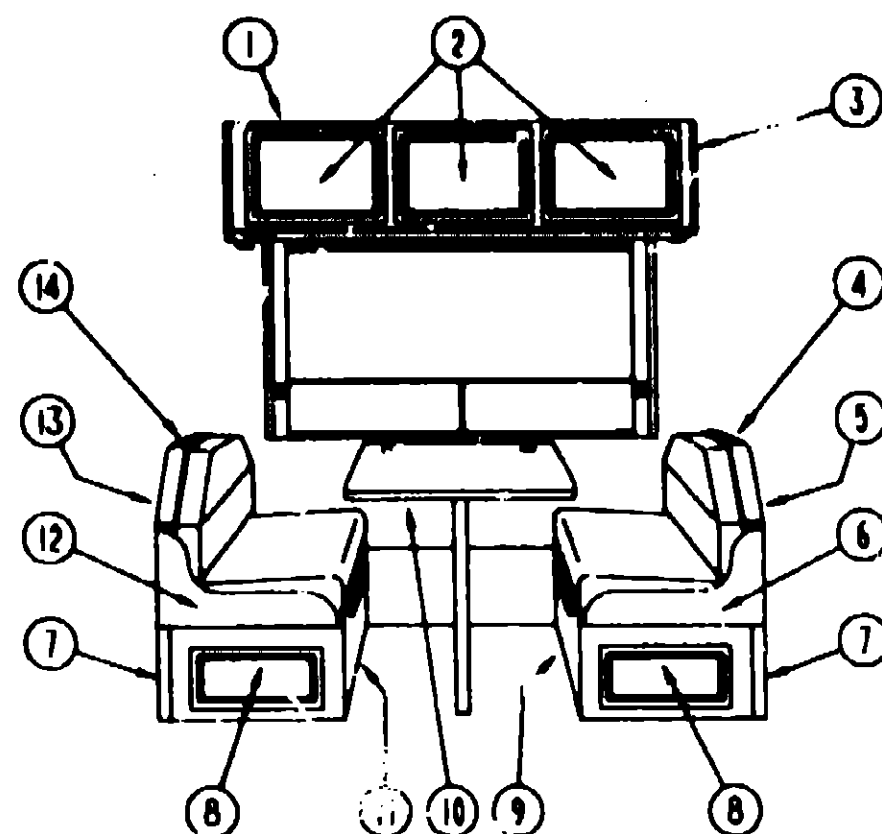
INTRODUCTION	A-01 - A-02
ABBREVIATIONS	A-03
ALPHABETICAL INDEX	A-04 - A-06
ICN36RQ	A-07 - F-19

1990 ICN36RQ INDEX

FLOOR PLAN	A-07 - A-08
ACCESSORIES	A-09 - A-22
BATH	A-23 - B-02
BEDROOM	B-03 - B-06
CHASSIS	B-07 - B-16
C C & PAD	B-17 - C-02
DINETTE	C-03 - C-06
DRIVERS	C-07 - C-10
ELECTRICAL	C-11 - C-18
EXTERIOR BODY	D-19 - D-06
GALLEY	D-07 - D-16
HEATING & A/C	D-17 - D-20
INTERIOR FINISH	D-21 - E-01
LABEL	E-02 - E-10
LP	E-11
LOUNGE	E-12 - E-13
SEALANTS & FASTENERS	E-14 - E-16
WATER & SEWAGE	E-17 - E-21
WINDOW, VENT AND EXTERIOR DOOR	E-22 - F-19



# DINETTE GROUP



## OVERHEAD CABINET W/LIGHT, SPEAKER & RECEPTACLE

KEY PART NUMBER	U/M DESCRIPTION
1 M97072-02-AE6	EA CABINET-OVERHEAD, DINETTE - W/O DOORS OR HARDWARE FROM: 00-00-00 THRU: 10-02-89
1 M97072-20-AE6	EA CABINET-OVERHEAD, DINETTE - W/O DOORS OR HARDWARE FROM: 10-02-89 THRU: 99-99-99
2 M88304-A6-X08	EA DOOR-CABINET, W/O HARDWARE - 14.4" X 21.9"
3 092747-01-Y10	EA END CAP-CABINET, OVERHEAD - FRONT
4 098454-01-AC1	EA PAD-BACKREST TOP, DINETTE (AE6)
4 098454-01-AF2	EA PAD-BACKREST TOP, DINETTE (AE7)
4 098454-01-AE8	EA PAD-BACKREST TOP, DINETTE (AE8) FROM: 00-00-00 THRU: 09-17-89
4 069454-01-AC2	EA PAD-BACKREST TOP, DINETTE (AE8) FROM: 09-18-89 THRU: 99-99-99
5 M03434-01-AB6	EA CABINET-BACKREST, FRONT - W/O DOORS OR HARDWARE FROM: 00-00-00 THRU: 07-14-89
5 M04169-01-AB6	EA CABINET-BACKREST, FRONT - W/O DOORS OR HARDWARE FROM: 07-15-89 THRU: 99-99-99
6 098432-01-AC1	EA PAD-SEAT EDGE, DINETTE - FRONT (AE6)
6 098432-01-AF2	EA PAD-SEAT EDGE, DINETTE - FRONT (AE7)
6 098432-01-AE8	EA PAD-SEAT EDGE, DINETTE - FRONT (AE8) FROM: 00-00-00 THRU: 09-17-89
6 098432-01-AC2	EA PAD-SEAT EDGE, DINETTE - FRONT (AE8) FROM: 09-18-89 THRU: 99-99-99

# DINETTE GROUP (CONTINUED)

## OVERHEAD CABINET W/LIGHT, SPEAKER & RECEPTACLE CONT

KEY PART NUMBER	U/M DESCRIPTION
7 098433-01-AC2	EA PAD-SEATBASE EDGE, DINETTE (AE6)
7 098433-01-AF2	EA PAD-SEATBASE EDGE, DINETTE (AE7)
7 098433-01-AE8	EA PAD-SEATBASE EDGE, DINETTE (AE8) FROM: 00-00-00 THRU: 09-17-89
7 098433-01-AC2	EA PAD-SEATBASE EDGE, DINETTE (AE8) FROM: 09-18-89 THRU: 99-99-99
8 M88304-21-X08	EA DOOR - CABINET SEATBASE 10" X 19.1"
8 M88308-08-AE1	EA DOOR - CABINET SEATBASE 10" X 19.1"
9 M03435-01-AE8	EA CABINET-SEATBASE, FRONT - W/O DOORS OR HARDWARE OR SEAT PADS FROM: 00-00-00 THRU: 07-14-89
9 M04070-01-AB6	EA CABINET-SEATBASE, FRONT - W/O DOORS OR HARDWARE OR SEAT PADS FROM: 07-15-89 THRU: 99-99-99
10 M82743-06-A26	EA TABLE-DINETTE, W/O HARDWARE (AE6, AE7)
10 M82743-00-AB8	EA TABLE-DINETTE, W/O HARDWARE (AE8)
11 M03435-08-AE6	EA CABINET-SEATBASE, REAR - W/O DOORS OR HARDWARE OR SEAT PADS FROM: 00-00-00 THRU: 07-14-89
11 M04070-06-AB6	EA CABINET-SEATBASE, REAR - W/O DOORS OR HARDWARE OR SEAT PADS FROM: 07-15-89 THRU: 99-99-99
12 098432-02-AC2	EA PAD-SEAT EDGE, DINETTE - REAR (AE6)
12 098432-02-AF2	EA PAD-SEAT EDGE, DINETTE - REAR (AE7)
12 098432-02-AE8	EA PAD-SEAT EDGE, DINETTE - REAR (AE8) FROM: 00-00-00 THRU: 09-17-89
12 098432-02-AC2	EA PAD-SEAT EDGE, DINETTE - REAR (AE8) FROM: 09-18-89 THRU: 99-99-99
13 M03434-08-AE6	EA CABINET-BACKREST, REAR - W/O DOORS OR HARDWARE FROM: 00-00-00 THRU: 07-14-89
13 M04069-06-AB6	EA CABINET-BACKREST, REAR - W/O DOORS OR HARDWARE FROM: 07-15-89 THRU: 99-99-99
14 081519-01-AE6	EA PAD-BACKREST, REAR - AE6 - BLUE FROM: 00-00-00 THRU: 07-14-89
14 081519-01-AE7	EA PAD-BACKREST, REAR - AE7 - FAWN FROM: 00-00-00 THRU: 07-14-89
14 081519-01-AE8	EA PAD-BACKREST, REAR - AE8 - MAUVE BEIGE FROM: 00-00-00 THRU: 07-14-89
14 098454-01-AC1	EA PAD-BACKREST TOP, DINETTE (AE6) FROM: 07-15-89 THRU: 99-99-99
14 098454-01-AF2	EA PAD-BACKREST TOP, DINETTE (AE7) FROM: 07-15-89 THRU: 99-99-99
14 098454-01-AE8	EA PAD-BACKREST TOP, DINETTE (AE8) FROM: 07-15-89 THRU: 99-99-99
070578-01-AC2	EA BUTTON-SCREW STUD, #30 (AE6, AE8)
070578-01-Y15	EA BUTTON ASM, #30 (AE6, AE8)
070578-01-AE5	EA BUTTON-SCREW STUD, #30 (AE7)

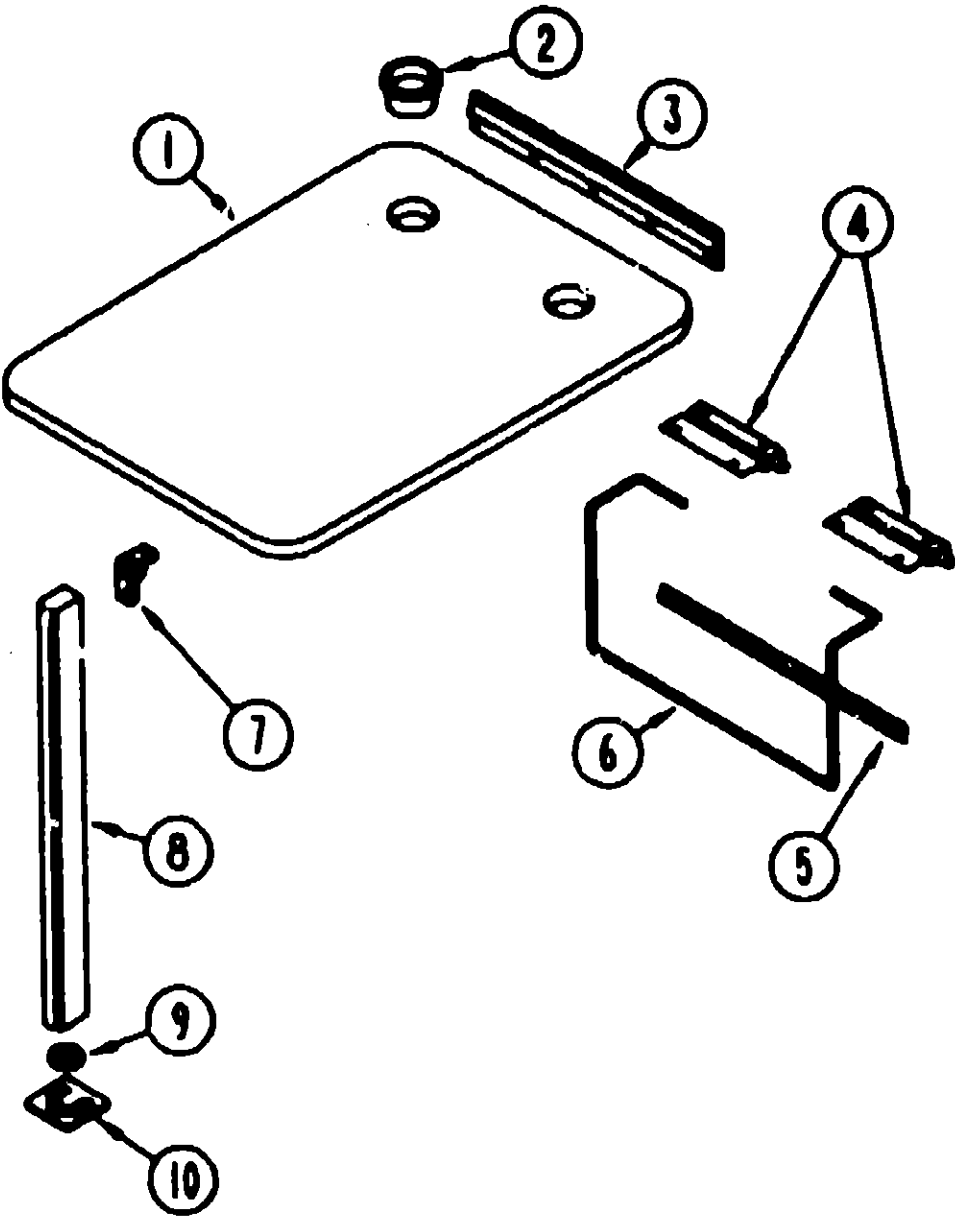
## 1990 ITASCA TABLE OF CONTENTS

INTRODUCTION	A-01	A-02
ABBREVIATIONS		A-03
ALPHABETICAL INDEX	A-04	A-05
ICN369Q	A-07	F-19

## 1990 ICN369Q INDEX

FLOOR PLAN	A-07	A-08
ACCESSORIES	A-09	A-22
BATH	A-23	B-02
BEDROOM	B-03	B-06
CHASSIS	B-07	B-16
C C & PAD	B-17	C-02
DINETTE	C-03	C-06
DRIVERS	C-07	C-10
ELECTRICAL	C-11	C-18
EXTERIOR BODY	C-19	D-06
GALLEY	D-07	D-16
HEATING & A/C	D-17	D-20
INTERIOR FINISH	D-21	E-01
LABEL	E-02	E-10
LP		E-11
LOUNGE	E-12	E-13
SEALANTS & FASTENERS	E-14	E-16
WATER & SEWAGE	E-17	E-21
WINDOW, VENT AND EXTERIOR DOOR	E-22	F-19

DINETTE GROUP (CONTINUED)



KEY PART NUMBER	U/M DESCRIPTION
1	EA TABLE-DINETTE, W/O HARDWARE (AE6, AE7)
2	EA TABLE-DINETTE, W/O HARDWARE (AE8)
3	EA BUMPER-CABINET DOOR, RUBBER - BROWN
4	EA HOLDER-CUP, TWO STEP - BEIGE
5	EA SUPPORT-TABLE, 18 5" BEIGE
6	EA BRACKET-LIFT, TABLE MOUNTED - BEIGE
7	EA BRACKET-LIFT ROD, LOWER WALL MOUNTED - 17 12" - BEIGE
8	EA ROD-TABLE LIFT, 8" X 18 5" - BEIGE
9	EA BRACKET-HOLDING LEG
10	EA LEG-TABLE
11	EA CATCH-TABLE LEG, BEIGE
12	EA FLOOR CATCH - TABLE LEG - TAN

DINETTE TABLE & COMPONENTS

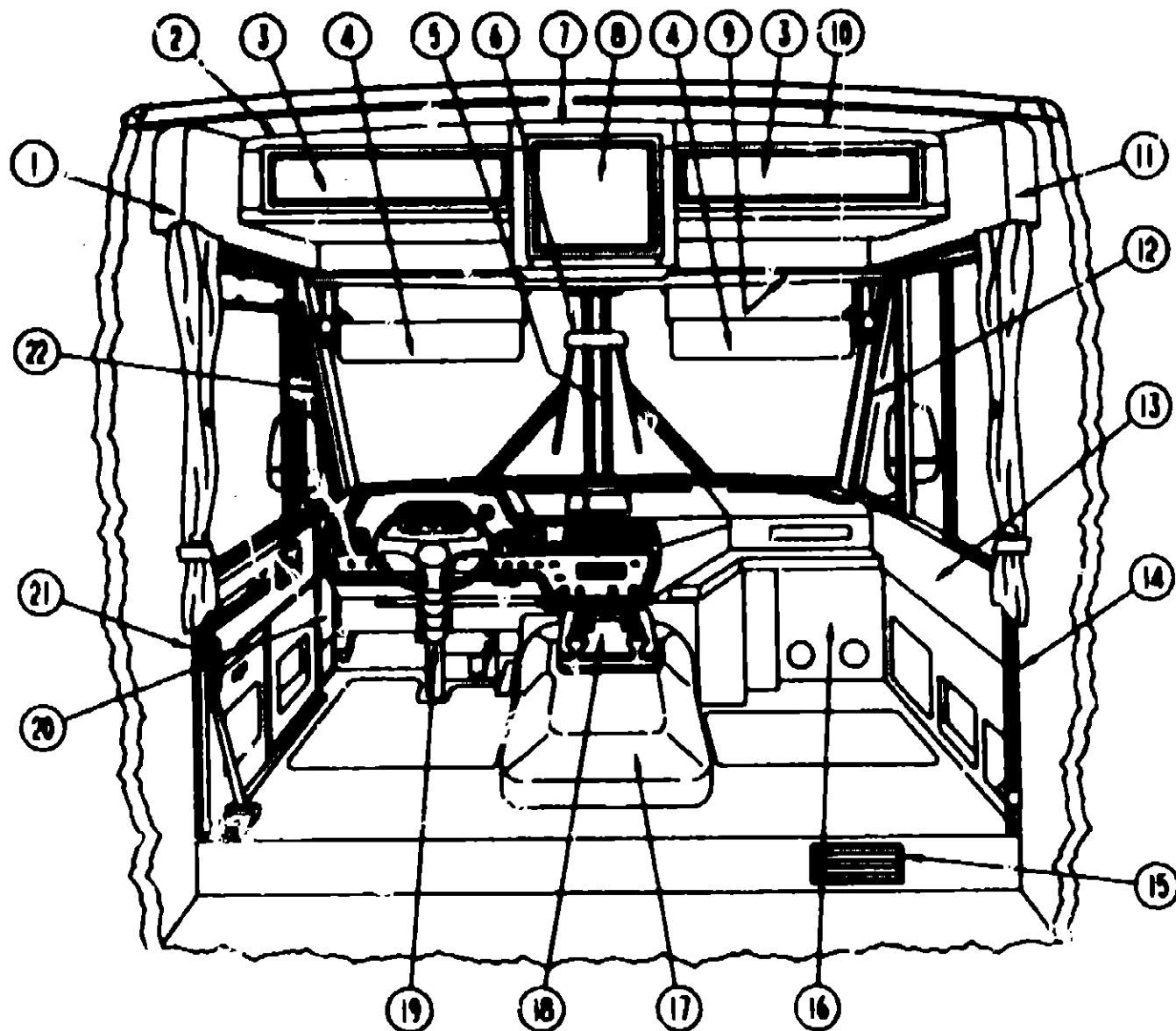
1990 ITASCA  
TABLE OF CONTENTS

INTRODUCTION	A-01	A-02
ABBREVIATIONS		A-03
ALPHABETICAL INDEX	A-04	A-06
ICN36RQ	A-07	F-19

1990 ICN36RQ INDEX

FLOOR PLAN	A-07	A-08
ACCESSORIES	A-09	A-22
BATH	A-23	B-02
BEDROOM	B-03	B-06
CHASSIS	B-07	B-16
C/C & PAD	B-17	C-02
DINETTE	C-03	C-06
DRIVERS	C-07	C-10
ELECTRICAL	C-11	C-18
EXTERIOR BODY	C-19	D-06
GALLEY	D-07	D-16
HEATING & A/C	D-17	D-20
INTERIOR FINISH	D-21	E-01
LABEL	E-02	E-10
LP		E-11
LOUNGE	E-12	E-13
SEALANTS & FASTENERS	E-14	E-16
WATER & SEWAGE	E-17	E-21
WINDOW, VENT AND		
EXTERIOR DOOR	E-22	F-19

DRIVERS COMPARTMENT GROUP



DRIVERS COMPARTMENT

KEY PART NUMBER	U/M DESCRIPTION
1 092471-02-01A	EA TRIM-SIDE, UPPER DRIVER - OFF WHITE - 33 1/4"
1 092472-01-01A	EA TRIM-SIDE, LOWER - DR & PASS - 15 5' LONG - OFF WHITE
2 M97169-02-AE6	EA CABINET ASM-OVERHEAD,FRONT,LEFT
3 M88304-03-X78	EA DOOR ASM - W/O HARDWARE, 7 08" X 25 19"
4 082286-05-Y35	EA SUNVISOR-DRIVER OR PASSENGER - OFF WHITE
000039-10-12D	EA SCREW-SF/DR, 10-16 X 3/4 PPH - BLACK
007211-01-000	EA HINGE-SUNVISOR
074012-01-000	EA CLIP-SUNVISOR, SQUARE - PINCH ON
102377-01-000	EA MOUNT-SUNVISOR, CLIP TYPE - BLACK
5 077114-08-000	EA COVER-CENTER PILLAR, WINDSHIELD - SLATE
5 077114-02-000	EA COVER-CENTER PILLAR, WINDSHIELD - SLATE - UNCUT
6 040714-01-700	EA MIRROR INSIDE REAR VIEW KIT
7 M98974-01-AE8	EA CABINET ASM., CENTER OVERHEAD
7 098974-01-AB8	EA CABINET ASM., TV CENTER OVERHEAD
8 M88304-E2-AE6	EA DOOR ASM- CENTER OVERHEAD W/O HARDWARE, 11 41" X 16 14"
9 073884-01-700	EA HEADLINER-FRONT, PLASTIC - OFF WHITE
10 M97169-01-AE6	EA CABINET ASM-OVERHEAD,FRONT,RIGHT

DRIVERS COMPARTMENT GROUP (CONTINUED)

DRIVERS COMPARTMENT CONT

KEY PART NUMBER	U/M DESCRIPTION
11 092471-01-01A	EA TRIM-SIDE, UPPER PASSENGER - OFF WHITE - 33 1/4"
11 092472-01-01A	EA TRIM-SIDE, LOWER - DR & PASS - 15 5' LONG - OFF WHITE
12 092584-01-02A	EA COVER-A PILLAR, PASSENGER - SLATE
13 092543-01-02A	EA PANEL-KICK, LOWER PASSENGER SIDE - SLATE
14 097240-01-01A	EA COVER-B PILLAR, PASS - 58" X 2 1" - PLASTIC - OFF WHITE
092585-01-02A	EA COVER-HINGE PILLAR, PASSENGER - SLATE
15 093814-01-01A	EA GRILLE-RETURN AIR, FURNACE - 15 8" X 7 6" - BROWN
16 095757-01-AE8	EA COVER-HEATER, W/2 LOUVERED OUTLETS - 10 2" X 17 5" - AE8
16 095757-01-AE7	EA COVER-HEATER, W/2 LOUVERED OUTLETS - 10 2" X 17 5" - AE7
16 095757-01-AE8	EA COVER-HEATER, W/2 LOUVERED OUTLETS - 10 2" X 17 5" - AE8
17 097552-01-000	EA COVER-MOTOR W/O CARPET
075564-01-000	EA BRACKET-MOUNTING, MOTOR COVER
092406-01-000	EA TRIM-MOTOR COVER, ALUMINUM
039623-01-000	FT SEAL-MOTOR COVER, RUBBER BULB TYPE - BLACK
18 098133-01-AE6	EA TRAY-BEVERAGE, WOOD
098911-01-01A	EA INSERT-BEVERAGE TRAY
M04032-01-AB1	EA DOWEL-WOOD STAINED
19 078245-01-000	EA BOOT-STEERING COLUMN
20 092583-02-02A	EA PANEL-KICK, LOWER DRIVER SIDE - SLATE
21 097239-01-01A	EA COVER-B PILLAR, DR - 58" X 2 2" - PLASTIC - OFF WHITE
091990-01-01A	EA SEAT BELT-SHOULDER HARNESS - DRIVERS/PASSENGERS - BLACK
091990-01-700	EA BOLT COVER
091990-02-01A	EA BRACKET-SEAT BELT, DRIVERS - FLOOR MOUNT
092585-02-02A	EA COVER-HINGE PILLAR, DRIVER - SLATE
093899-02-000	EA PLATE-STRIKER BOLT
22 092584-02-02A	EA COVER-A PILLAR, DRIVER - SLATE
081201-02-000	EA MAT-FLOOR, FRONT - DRIVER
081202-02-000	EA MAT-FLOOR, FRONT - PASSENGER

FORD

KEY PART NUMBER	U/M DESCRIPTION
076216-14-000	EA PANEL-INSTRUMENT,UPPER,BLK
076218-06-000	EA PANEL-INSTRUMENT,LOWER LEFT
076217-21-000	EA PANEL-INSTR,LOWER RIGHT,MATT
076208-12-000	EA PANEL-DASH,LOWER LH
099357-02-02A	EA PANEL-DASH,LOWER,LH
076797-02-000	EA PANEL-INSTRUMENT,RIGHT,MATTE

CANADIAN OPTION L266,L27E - FORD & CHEVY

KEY PART NUMBER	U/M DESCRIPTION
094794-02-000	EA CLUSTER-INSTRUMENT, KILOMETER - FORD CHASSIS-10849-B8
094796-01-000	EA CLUSTER-INSTRUMENT PANEL, KILOMETERS - GAS - GM# 25088535
094798-03-000	EA CLUSTER-INSTRUMENT PANEL, KILOMETERS - GAS - GM# 16138135
100158-01-000	EA WIRE ASM-DAYTIME RUNNING LIGHTS
100159-01-000	EA WIRE ASM-DAYTIME RUNNING LIGHTS, W/FUSE

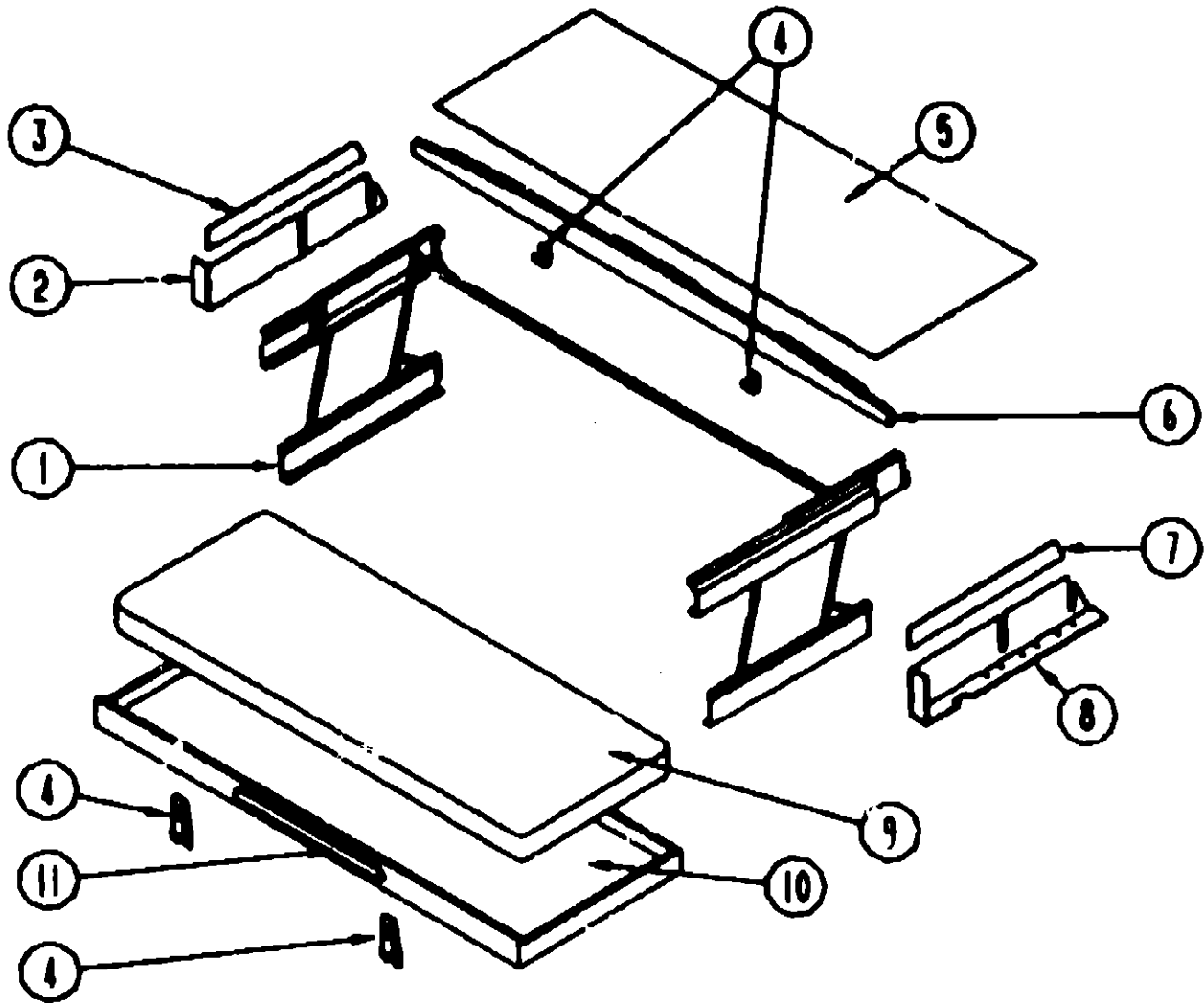
1990 ITASCA  
TABLE OF CONTENTS

INTRODUCTION	A-01	A-02
ABBREVIATIONS		A-03
ALPHABETICAL INDEX	A-04	A-06
ICN36RQ	A-07	F-19

1990 ICN36RQ INDEX

FLOOR PLAN	A-07	A-08
ACCESSORIES	A-09	A-22
BATH	A-23	B-02
BEDROOM	B-03	B-06
CHASSIS	B-07	B-16
C & PAD	B-17	C-02
LINETTE	C-03	C-06
DRIVERS	C-07	C-10
ELECTRICAL	C-11	C-18
EXTERIOR BODY	C-19	D-06
GALLEY	D-07	D-16
HEATING & A/C	D-17	D-20
INTERIOR FINISH	D-21	E-01
LABEL	E-02	E-10
LP		E-11
LOUNGE	E-12	E-13
SEALANTS & FASTENERS	E-14	E-16
WATER & SEWAGE	E-17	E-21
WINDOW, VENT AND		
EXT. DOOR	E-22	F-19

DRIVERS COMPARTMENT GROUP (CONTINUED)



FRONT BUNK-SINGLE

KEY PART NUMBER	U/M DESCRIPTION
1 076760-02-000	EA BUNK HARDWARE
076760-02-700	EA SPRING-GAS-BUNK HARDWARE
2 092471-02-01A	EA TRIM-SIDE, UPPER DRIVER - OFF WHITE - 33 1/4"
3 092472-02-01A	EA TRIM-SIDE, SIDE - LOWER - 15.5" LONG - OFF WHITE
4 042541-04-000	EA LATCH ASM-W/STRIKE, (2 SETS) - BRASS
092471-04-01A	EA TRIM-OVERHEAD, DRIVER SIDE - OFF WHITE
042541-05-000	EA STRIKE-BRASS
049465-04-000	EA SCREW, 10-18 X 1 PTH W/WASHER - BEIGE
075943-02-000	EA BRACE-ANGLE, W/HOLES - 1" X 1.5" X 14" - ALUMINUM - BEIGE
5 074497-10-000	SF PANELING-CEILING, 4' X 8' - INCREMENTS OF 32 SF
093884-01-700	EA HEADLINER-FRONT, PLASTIC - OFF WHITE
6 M93055-01-Y12	EA BOARD-BUNK, TRIM - CEILING MOUNTED
016604-03-000	EA BRACE-L/ANGLED, 2.5" - BEIGE
7 092471-01-01A	EA TRIM-SIDE, UPPER PASSENGER - OFF WHITE - 33 1/4"
8 092472-01-01A	EA TRIM-SIDE, LOWER - 15.5" LONG - OFF WHITE
9 079145-05-000	EA CUSHION-BUNK, OVERHEAD - 30" X 73" X 4"
M79145-05-000	EA COVER-BUNK CUSHION, OVERHEAD - 30" X 73" X 4"
10 081717-04-Y12	EA BED-BUNK, FRONT
11 094658-01-Y12	EA HANDLE-BUNK, OAK

DRIVERS COMPARTMENT GROUP (CONTINUED)

DASH & COMPONENTS

KEY PART NUMBER	U/M DESCRIPTION
076867-01-000	EA BRACKET-V, LIPPED - 3.5" X 1" - STEEL - W/O SCREW HOLES
076867-02-000	EA BRACKET-V, LIPPED - 8.4" X 1" - STEEL - W/SCREW HOLES
076867-03-000	EA BRACKET-V, LIPPED - 2.7" X 1" - STEEL - W/O SCREW HOLES
021001-01-000	EA OUTLET-DEFROSTER, WITH SWIVEL - 2" - TAN
076773-02-000	EA LOUVER/BEZEL-BLACK, 2 1/2"
076773-02-000	EA CYLINDER-CARDBOARD, LAMP
076773-03-000	EA LAMP PLATE
076773-04-000	EA LAMP PLATE-TURN SIGNAL
076773-02-000	EA PANEL-INSTRUMENT, W/LOUVER (CUTOUT 15.5" X 2.5" BLACK-PASSENGER SIDE
076773-02-000	EA SWITCH-ON/OFF ROCKER, BROWN
076773-02-000	EA FILM-BLACK, 1" X 1.75"
076773-02-000	EA FILM-AMBER, 1" X 1.75"
076773-02-000	EA CABLE-ANTENNA, EXTENSION - 98"
076773-02-000	EA GASKET-INSTRUMENT PANEL TO DEFROSTER PLENUM - 6" X 11.3" HOLE SIZE
076773-02-000	EA GASKET-INSTRUMENT PANEL TO DEFROSTER PLENUM - 6" X 10.2" HOLE SIZE
076773-02-000	EA SCREW-SOCKET, 8-18 X 1" - BLACK
076773-02-000	EA LIGHT-INDICATOR, LVS 1436
076773-02-000	EA ADHESIVE-CYANOACRYLATE, 10 GRAM TUBE
076773-02-000	EA BUMPER-RUBBER, ROUND - .43" DIAMETER - BLACK
076773-02-000	EA TOP-PADDED DASH, PASSENGER SIDE - VINYL - BEIGE
076773-02-000	EA SWITCH-ROCKER, 3 POSITION - DPDT
076773-02-000	EA RELAY-BATTERY DISCONNECT
076773-02-000	EA TERMINAL WIRE ASM
076773-02-000	EA SPACER-NYLON, .5" OD X .257" ID
076773-02-000	EA LIGHT-DUMP VALVE
076773-02-000	EA PLUG-INSTRUMENT PANEL, 11.5 MM
076773-02-000	EA DUCT-DEFROSTER, W/O SIDE OUTLET - ARA# 0571020
	FROM: 00-00-00 THRU: 07-22-90
091930-03-000	EA DUCT-DEFROSTER, W/O SIDE OUTLET - ARA# 0571109
	FROM: 07-23-90 THRU: 99-99-99
097372-01-01A	EA SWITCH-ON/OFF, SPST
097372-05-01A	EA SWITCH-ON/OFF/MOMENTARY
097372-06-01A	EA SWITCH-BLANK
097372-07-01A	EA SWITCH-ON/MOMENTARY (OFF)
097372-08-01A	EA SWITCH-ON/ON
076768-01-000	EA SOCKET-MINI BAYONET LAMP, DASH
088476-01-000	EA SOCKET-CONNECTOR
077407-01-000	EA BRACKET-HOOD RELEASE CABLE
076867-01-000	EA BRACKET-INSTRUMENT PANEL - 3.5"
077001-01-000	EA ANGLE-MOUNTING, ROOF PANEL - V ANGLE - 3" X 2.4" X 1.5"
024460-04-000	EA GAUGE-VACUUM
076734-04-000	EA TRAY-DASH PANEL, PASSENGER SIDE - PLASTIC - BEIGE
096241-03-000	EA SWITCH-BLANK
089294-01-000	EA LIGHTER ASM-CIGARETTE
024459-04-000	EA GAUGE ASM-VOLTMETER
076608-12-000	EA PANEL-DASH, LOWER LH, LT FAWN
	FROM: 00-00-00 THRU: 10-15-89
099357-01-02A	EA PANEL-DASH, LOWER LH, LT FAWN
	FROM: 10-16-89 THRU: 99-99-99
076216-16-000	EA PANEL-INSTRUMENT, UPPER, MATTE
076217-19-000	EA PANEL-INSTRUMENT, LOWER RIGHT, MATT
076218-06-000	EA PANEL-INSTRUMENT, LOWER LEFT
085252-02-Y33	EA PANEL ASM-I/P, UPR RH
076808-02-000	EA PANEL-DASH, LOWER LH, GRAY

1990 ITASCA  
TABLE OF CONTENTS

INTRODUCTION	A-01	A-02
ABBREVIATIONS		A-03
ALPHABETICAL INDEX	A-04	A-06
ICN36RQ	A-07	F-19

1990 ICN36RQ INDEX

FLOOR PLAN	A-07	A-08
ACCESSORIES	A-09	A-22
BATH	A-23	B-02
BEDROOM	B-03	B-06
CHASSIS	B-07	B-16
C C & PAD	B-17	C-02
DINETTE	C-03	C-06
DRIVERS	C-07	C-10
ELECTRICAL	C-11	C-18
EXTERIOR BODY	C-19	D-06
GALLEY	D-07	D-16
HEATING & A/C	D-17	D-20
INTERIOR FINISH	D-21	E-01
LABEL	E-02	E-10
LP		E-11
LOUNGE	E-12	E-13
SEALANTS & FASTENERS	E-14	E-16
WATER & SEWAGE	E-17	E-21
WINDOW, VENT AND		
EXTERIOR DOOR	E-22	F-19

## ELECTRICAL GROUP

## ELECTRICAL CONVERSION OPTION

KEY PART NUMBER	U/M DESCRIPTION
008054-01-000	EA CORD-POWER, 10/3 WIRE - 30 AMP - 25'
000011-08-038	EA SCREW, 8-18 X 1/2 PPH ZN
000011-10-168	EA SCREW, 10-18 X 1 - PPH ZN
000087-10-128	EA SCREW, 10-12 X 3/4 - PPH ZN
008026-01-000	FT WIRE-12/2, ROMEX - W/GROUND
008289-01-000	EA BOX-ELECTRIC, STEEL - 1/2" AND 3/4" KNOCKOUTS - 4" X 4"
008311-01-000	EA CONNECTOR-WIRE NUT, INSULATED - RED
008314-01-000	EA CONNECTOR-WIRE NUT, INSULATED - GRAY
008312-01-000	EA CONNECTOR-WIRE NUT, INSULATED - BLUE
008328-01-000	EA TERMINAL-RING, 12/10 WIRE - #10 STUD FIT
008331-01-000	EA TERMINAL-RING, TONGUE - 44 WIRE - 3/8" STUD - COPPER
008348-01-000	EA TERMINAL-RING-2 3/8 STUD
008355-01-000	EA CONNECTOR-CABLE CLAMPING, 3/4"
008356-01-000	EA CONNECTOR-PLASTIC, 3/8" AVG
010497-01-000	EA CLAMP-CLOSED, 5/8 I.D.
041953-01-000	FT CONDUIT-CONVOLUTE SLIT 501D
073937-03-000	EA SWITCH-ROTARY SELECTOR, 3 DECK - A/C - CA20-USA892
073937-01-700	EA KNOB-ROTARY SWITCH-A/C SEL
074890-01-000	EA BOX-EXTENSION, STEEL - OPEN SIDES - 4" X 4" X 1 1/2"
008294-01-000	EA COVER-ELECTRICAL BOX, STEEL/BLANK - 4" X 4" - GRAY
074897-01-000	EA COVER-PLATE, MODIFIED
091213-01-000	EA BOX-CIRCUIT BREAKER - W/KNOCKOUTS - 5 3/4" X 11 8/9" X 2 5/8"
092615-01-000	EA CONVERTER-40 AMP, W/CHARGER - B-W 32400P
094809-01-000	EA LOAD CENTER-240 VOLT, 125 AMP
074810-01-000	EA CIRCUIT BREAKER-DOUBLE 30 AMP, GE THQL2130
094811-01-000	EA CIRCUIT BREAKER-DOUBLE 20 AMP, GE THQL2120

## INTERIOR LIGHTS

KEY PART NUMBER	U/M DESCRIPTION
091937-04-000	EA LIGHT-FLUORESCENT, 12 V - RECESSED - THIN-LITE
091937-02-000	EA LENS-LIGHT FLUORESCENT 12V
091937-03-000	EA BULB-LIGHT FLUORESCENT 12V
078424-02-000	EA LIGHT-FLUORESCENT, 12V DC - 18" - ALMOND
078424-02-701	EA LENS-LIGHT, FLUORESCENT - 18"
082169-01-070	EA LIGHT-MAKE-UP, 3 BULB - JENSEN X148-16BR
081633-01-700	EA BULB-MAKE UP LIGHT, JENSEN
073508-02-000	EA LIGHT-DOME IVORY 1 BULB US
033509-02-000	EA LIGHT-DOME IVORY 2 BULB US
098024-01-01A	EA LIGHT-DOME 1 BULB US IVORY
098024-02-01A	EA LIGHT-DOME 1 BULB CSA IVORY
098024-03-01A	EA LIGHT-DOME 2 BULB US IVORY
087694-01-000	EA LIGHT-WARDROBE/CLOSET, W/SWITCH
087694-01-700	EA BULB
098024-01-01A	EA LIGHT-DOME, 1 BULB - US - IVORY
098024-01-700	EA LENS-DOME LIGHT
008218-01-000	EA BULB-DOME LIGHT, 12V - NUMBER 1141
061424-01-000	EA LIGHT-AISLE, 12V - RECTANGULAR
008103-01-000	EA BULB-AISLE LIGHT, NUMBER 53 - 12 V - 12 AMP
065201-06-000	EA SHADE-LAMP, W/GOLD TRIM - PARCHMENT
065202-11-000	EA LAMP-WALL, W/O SHADE - BRASS
067479-01-000	EA BULB-12V, NUMBER 1076 - WALL LAMP
090353-05-000	EA LIGHT-READING, DOUBLE - BLACK
072353-08-000	EA LIGHT-READING, 360 SWIVEL BRASS-TAN SWITCH
008103-01-000	EA BULB-AISLE LIGHT, NUMBER 53 - 12 V - 12 AMP
082686-06-000	EA SHADE-LAMP, TABLE
082686-04-000	EA LAMP-TABLE, W/O SHADE - ACRYLIC
087479-01-000	EA BULB-12V, NUMBER 1076 - WALL LAMP
083978-01-000	EA WASHER-MOUNTING, LAMP
082686-05-000	EA LAMP-TABLE, BRASS

## ELECTRICAL GROUP (CONTINUED)

## EXTERIOR LIGHTS

KEY PART NUMBER	U/M DESCRIPTION
008089-01-000	EA LIGHT-PORCH-RECESSED
008089-01-700	EA LENS-LIGHT, RECESSED - PORCH
091981-01-000	EA GASKET-PORCH LIGHT
097917-01-02A	EA LIGHT-PORCH, BEIGE
087917-01-700	EA LENS-LIGHT, PORCH
042405-03-000	EA BASE-CLEARANCE/SIDEMARKER LIGHT - RECTANGULAR
042405-02-000	EA LENS-CLEARANCE/SIDEMARKER LIGHT - FRONT - W/REFLEX - AMBER
036196-01-000	EA BULB-12V - #194 - 27AMP
061983-01-000	EA GASKET-SIDE MARKER LIGHT
089289-02-000	EA LIGHT-SIDE MARKER, AMBER - DRIVER OR PASSENGER
089289-02-700	EA LENS ONLY AMBER - DRIVER OR PASSENGER
036196-01-000	EA BULB-12V - #194 - 27AMP
089292-01-000	EA LIGHT-TURN, AMBER
037935-01-000	EA BULB-LAMP, NUMBER 1157 - 12 V - 2.1 AMP
049185-01-000	EA HEADLAMP CAPSULE-DRIVER, HIGH/LOW BEAM - RECTANGULAR
049186-01-000	EA HEADLAMP CAPSULE-PASSENGER, HIGH/LOW BEAM - RECTANGULAR
049187-01-000	EA HEADLAMP CAPSULE-DRIVER, HIGH BEAM - RECTANGULAR
049188-01-000	EA HEADLAMP CAPSULE-PASSENGER, HIGH BEAM - RECTANGULAR
048359-01-000	EA SPRING-HEADLAMP RETAINER, GM # 496096
073308-01-000	EA SCREW-ADJUSTING, HEADLAMP
074048-01-000	EA INSERT-KNURLED, BRASS - #8-32 - FOR HEADLIGHT SCREWS
084901-01-000	EA LAMP-PARK/TURN, GM # 916558 (BULB # MP62057)
085332-01-000	EA LAMP-SIDE MARKER, AMBER
036196-01-000	EA BULB-12V - #194 - 27AMP
091839-01-01A	EA BEZEL-HEADLAMP, PASSENGER SIDE - BLACK
091839-02-01A	EA BEZEL-HEADLAMP, DRIVER SIDE - BLACK
081250-02-000	EA LIGHT-CLEARANCE, CAB MARKER - W/RED LENS
081250-02-700	EA LENS ONLY, RED
036196-01-000	EA BULB-12V - #194 - 27AMP
081437-01-000	EA BRACKET-CLEARANCE LIGHT, L SHAPED METAL
077955-01-000	EA J CLIP-VINYL COATED, 3/8"
079378-01-000	EA USED IN WIRING TO CLEARANCE LIGHTS
089289-01-000	EA TERMINAL-WEDGE BASE, 18 AWG
089289-01-700	EA NEEDED TO ATTACH SIDEMARKER AND CLEARANCE LIGHTS
036196-01-000	EA LIGHT-CLEARANCE, SIDE - W/RED LENS
089291-01-000	EA LENS-CLEARANCE LIGHT, RED
037935-01-000	EA BULB-12V - #194 - 27AMP
089290-01-000	EA LIGHT-TURN, W/RED LENS
037934-01-000	EA BULB-LAMP, NUMBER 1157 - 12 V - 2.1 AMP
067789-02-000	EA LIGHT-BACKUP, W/RED & CLEAR LENS
076795-01-000	EA BULB-12V NO1156 2 10AMP
081250-01-000	EA SOCKET-LAMP
081437-01-000	EA LIGHT-LICENSE PLATE, GM# 912368
036196-01-000	EA LIGHT-FRONT CLEARANCE, AMBER - LENS AND BASE ONLY
102520-01-000	EA BRACKET-CLEARANCE LIGHT, L SHAPED METAL
102541-01-000	EA BULB-12V - #194 - 27AMP
102582-01-000	EA LIGHT-CLEARANCE, AMBER
036196-01-000	EA GASKET-CLEARANCE LIGHT
087201-01-000	EA BRACKET-LIGHT, CLEARANCE
076345-01-000	EA BULB-12V - #194 - 27AMP
037935-01-000	EA LIGHT-DUMP VALVE
007309-01-000	EA LENS ASM-PARK/TURN AMBER
036196-01-000	EA BULB-12V NO1157 2 10AMP
012405-01-000	EA LIGHT-STEP WELL
	EA BULB-12V NO 194 0 27AMP
	EA LENS-RECT LGT RED W/REFLEX

## 1990 ITASCA

## TABLE OF CONTENTS

INTRODUCTION	A-01	A-02
ABBREVIATIONS		A-03
ALPHABETICAL INDEX	A-04	A-08
ICN36RQ	A-07	F-19

## 1990 ICN36RQ INDEX

FLOOR PLAN	A-07	A-08
ACCESSORIES	A-09	A-22
BATH	A-23	B-02
BEDROOM	B-03	B-06
CHASSIS	B-07	B-16
C C & PAD	B-17	C-02
DINETTE	C-03	C-06
DRIVERS	C-07	C-10
ELECTRICAL	C-11	C-18
EXTERIOR BODY	C-19	D-06
GALLEY	D-07	D-16
HEATING & A/C	D-17	D-20
INTERIOR FINISH	D-21	E-01
LABEL	E-02	E-10
LP		E-11
LOUNGE	E-12	E-13
SEALANTS & FASTENERS	E-14	E-16
WATER & SEWAGE	E-17	E-21
WINDOW, VENT AND		
EXTERIOR DOOR	E-22	F-19

**ELECTRICAL GROUP (CONTINUED )**

**FORD OPTION L16K - US & CANADIAN**

KEY PART NUMBER	U/M DESCRIPTION
036196-01-000	EA BULB-12V - #194 - 27AMP
058028-01-000	EA CONNECTOR-ELECTRICAL PIGTAIL, NYLON - CLEAR
035416-04-000	EA TERMINAL-RING #10 STUD FIT, INSULATED BARREL #16/14
067789-02-000	EA SOCKET-LAMP
077955-01-000	EA J CLIP-VINYL COATED, 3/8"
	USED IN WIRING TO CLEARANCE LIGHTS
035416-04-000	EA TERMINAL-RING #10 STUD FIT, INSULATED BARREL #16/14
041953-01-000	FT CONDUIT-CONVOLUTE SLIT .50ID
041953-01-000	FT CONDUIT-CONVOLUTED SLIT.625ID
041953-03-000	FT CONDUIT-CONVOLUTED SLIT, 1" ID (CLOTHES ROD COVER)
011953-08-000	FT CONDUIT-CONVOLUTE,SLIT .375
041953-07-000	FT CONDUIT-CONVOLUTED,SLIT, 25ID
047443-01-000	EA TERMINAL- 250 RECEPTACLE FIT, INSULATED - 16/14 AWG
097745-02-000	EA HOUSING-RECEPTACLE, TRAILER - 48" WIRE LENGTH
079090-01-000	EA CONNECTOR-MOLDED, 12/2 LEAD
079378-01-000	EA TERMINAL-WEDGE BASE, 18 AWG
	NEEDED TO ATTACH BULB TO SIDEMARKER AND CLEARANCE LIGHTS
088473-08-000	EA HOUSING-PIN, 4 POSITION
088474-09-000	EA HOUSING-SOCKET
088475-01-000	EA PIN-CONNECTOR
088476-01-000	EA SOCKET-CONNECTOR
097744-02-000	EA HOUSING-TRAILER PIN, 48"
097746-01-000	EA HOUSING CAP-TRAILER PIN
007093-01-000	EA FLASHER-SIGNAL STAT
008128-01-000	EA SOLENOID-3 POST, BATTERY CHANGE OVER
008211-01-000	EA BREAKER-CIRCUIT, 12V - 6AMP
008343-02-000	EA TIE-WIRE, 14"
024459-04-000	EA GAUGE-VOLTMETER
058028-01-000	EA CONNECTOR-ELECTRICAL PIGTAIL, NYLON - CLEAR
062901-05-000	EA FUSE-15 AMPS,AUTOMOTIVE
063749-02-000	EA HOUSING-HEADLAMP, 2 BULB
063912-02-000	EA RELAY-CANISTER,SPOT W/RESIST
073328-F2-000	EA CABLE-8 GA, BLACK
008037-01-000	FT CABLE-BATTERY, 1AWG - STRANDED - BLACK
00834C-01-000	EA TERMINAL-RING, 3/8" STUD - #2 WIRE
	CONNECTS CABLE TO BATT. DISC. RELAY AND BATTERY
081087-01-000	EA LIGHT ASM-INDICATOR
086273-01-000	EA RELAY-BATTERY DISCONNECT
086285-01-000	EA SPACER-NYLON, .5" OD X .257" ID
086298-01-000	EA WIRE-BATTERY DISCONNECT, RED
086298-02-000	EA WIRE-BATTERY DISCONNECT, GREEN
047443-01-000	EA TERMINAL- 250 RECEPTACLE FIT, INSULATED - 16/14 AWG
088474-06-000	EA SOCKET-HOUSING, 6 POSITION (2 ROWS OF THREE)
088476-01-000	EA SOCKET-CONNECTOR
092786-01-000	EA BUSS BAR-2.1" LONG
092786-02-000	EA BUSS BAR-3.3" LONG
068331-01-000	EA TERMINAL-RING,TONGUE - #4 WIRE - 3/8" STUD - COPPER
007940-01-000	EA RECEPTACLE-SLIDE, 16 TO 12 AWG
047443-02-000	EA CONDUIT-CONVOLUTE SLIT 625ID
063910-01-000	EA HOUSING-RELAY
088473-01-000	EA PIN-HOUSING, 4 ROWS OF 3
088474-08-000	EA SOCKET-HOUSING, 4 POSITION (SINGLE ROW)
088473-03-000	EA HOUSING-PIN, 9-POSITION
007940-01-000	EA RECEPTACLE-SLIDE, 16 TO 12 AWG
008326-01-000	EA TERMINAL-RING, 16/14 WIRE - 3/8" STUD
093654-01-000	EA CIRCUIT BREAKER-6 AMP, HOUSE CONTROL PANEL
093654-02-000	EA CIRCUIT BREAKER-15 AMP
093654-03-000	EA CIRCUIT BREAKER-20 AMP, HOUSE CONTROL PANEL
093655-01-000	EA CIRCUIT BREAKER-25 AMP
093655-02-000	EA CIRCUIT BREAKER-30 AMP, HOUSE CONTROL PANEL
093655-03-000	EA CIRCUIT BREAKER-40 AMP
097372-04-01A	EA SWITCH-MOMENTARY-OFF-MOMENTARY
007942-01-000	EA TAB-WIRE, 18 TO 14 AWG

**ELECTRICAL GROUP (CONTINUED )**

**FORD OPTION L16K - US & CANADIAN CONT**

KEY PART NUMBER	U/M DESCRIPTION
007949-01-000	EA TAB-HOUSING, 1 POSITION
035411-04-000	EA TERMINAL-RING #10 STUD FIT, INSULATED BARREL #16/14
041953-01-000	FT CONDUIT-CONVOLUTED SLIT, 1/2ID
041953-01-000	FT CONDUIT-CONVOLUTED SLIT.625ID
041953-03-000	FT CONDUIT-CONVOLUTED SLIT, 1" ID (CLOTHES ROD COVER)
041953-08-000	FT CONDUIT-CONVOLUTE,SLIT .375
041953-07-000	FT CONDUIT-CONVOLUTED,SLIT, 25ID
058781-01-000	EA DIODE-60A/100 VOLT - MOTOROLA,NO MR751
082740-01-000	EA CONNECTOR-PLASTIC BODY, FOR 2 MALE SPADES
086298-01-000	EA WIRE-BATTERY DISCONNECT, RED
086298-02-000	EA WIRE-BATTERY DISCONNECT, GREEN
088473-02-000	EA HOUSING-PIN, 15 POSITION
088473-09-000	EA PIN-HOUSING, 3 POSITION (SINGLE ROW)
088473-10-000	EA PIN-HOUSING, 2 POSITION
088474-01-000	EA HOUSING-SOCKET
088474-02-000	EA HOUSING-SOCKET, 15 POSITION (3 ROWS OF 5)
088474-03-000	EA HOUSING-SOCKET, 9-POSITION
088474-08-000	EA SOCKET-HOUSING, 6 POSITION (2 ROWS OF THREE)
088474-06-000	EA SOCKET-HOUSING, 4 POSITION (SINGLE ROW)
088476-01-000	EA SOCKET-CONNECTOR
097611-01-000	EA CIRCUIT BREAKER-6AMP,ATC - BLACK
	FROM: 00-00-00 THRU: 05-21-90
097611-01-000	EA CIRCUIT BREAKER-6AMP,ATC - BLACK
	FROM: 05-22-90 THRU: 99-99-99
088476-02-000	EA SOCKET-CONNECTOR 12-10 GA
008325-01-000	EA TERMINAL-RING, 16/14 WIRE - 3/8" STUD
000039-04-008	EA NUT-HEX, SER FLG LK 1/4 - 20 ZN
000039-08-008	EA NUT-HEX, SER FLG LK - 1/2-13 ZN
041953-09-000	FT CONDUIT-CONVOLUTED,SLIT .50ID
062901-05-000	EA FUSE-15 AMPS,AUTOMOTIVE
083610-01-000	EA CLAMP-WIRE, DUAL - UNEQUAL 5/8" AND 1 1/4" DIAMETERS
088779-03-000	EA CIRCUIT BREAKER-25 AMP
090604-04-000	EA TRAY-BATTERY

**INVERTER OPTION**

KEY PART NUMBER	U/M DESCRIPTION
099048-01-000	EA INVERTER-100 WATT
088475-01-000	EA PIN-CONNECTOR
088476-01-000	EA SOCKET-CONNECTOR

**FOG LAMPS OPTION**

KEY PART NUMBER	U/M DESCRIPTION
000G39-08-12B	EA SCREW-SF/DR, 8-18 X 3/4 PPH ZN
077031-02-000	EA FILM-AMBER, 1" X 1.75"
088747-02-000	EA LAMP-FOG, CLEAR LENS - PER-LUX
088747-01-700	EA COVER-FOG LIGHT
092879-01-000	EA WIRE ASM-FOGLAMP
093162-01-000	EA BRACKET-LAMP, FOG
093258-01-000	EA WIRE-INSTRUMENT PANEL, HORN-FOG LAMP
097372-01-01A	EA SWITCH-ON/OFF, SPST

**SPOTLIGHT OPTION**

KEY PART NUMBER	U/M DESCRIPTION
051057-02-000	EA SEARCHLIGHT-POWER DRIVEN
051057-04-000	EA SWITCH-SEARCHLIGHT
077368-01-000	EA PANEL-INSTRUMENT PANEL COVER, LOWER DRIVER - BLACK

**1990 ITASCA  
TABLE OF CONTENTS**

INTRODUCTION	A-01	A-02
ABBREVIATIONS		A-03
ALPHABETICAL INDEX	A-04	A-06
ICN36RQ	A-07	F-19

**1990 ICN36RQ INDEX**

FLOOR PLAN	A-07	A-08
ACCESSORIES	A-09	A-22
BATH	A-23	B-02
BEDROOM	B-03	B-06
CHASSIS	B-07	B-16
C C & PAD	B-17	C-02
DINETTE	C-03	C-06
DRIVERS	C-07	C-10
ELECTRICAL	C-11	C-18
EXTERIOR BODY	C-19	D-06
GALLEY	D-07	D-16
HEATING & A/C	D-17	D-20
INTERIOR FINISH	D-21	E-01
LABEL	E-02	E-10
LP		E-11
LOUNGE	E-12	E-13
SEALANTS & FASTENERS	E-14	E-16
WATER & SEWAGE	E-17	E-21
WINDOW, VENT AND		
EXTERIOR DOOR	E-22	F-19



ELECTRICAL GROUP (CONTINUED )

SWITCH, PLATES & RECEPTACLES

KEY PART NUMBER	U/M DESCRIPTION
098351-02-01A	EA PLATE-SWITCH, 2 GANG - POLISHED BRASS
079384-01-000	EA SWITCH-ON/OFF ROCKER, BROWN
079384-03-000	EA SWITCH-ON/OFF ROCKER, BLACK
084078-01-000	EA RECEPTACLE-GFI, 15A - 125V - IVORY
084077-01-000	EA PLATE-COVER, RECEPTACLE - GFI - IVORY
058708-02-000	EA RECEPTACLE-DOUBLE ELECTRIC, IVORY
079382-07-000	EA SWITCH PLATE-3 GANG, 3 SWITCH-JENSEN, BRASS/BROWN
098351-03-01A	EA PLATE-SWITCH, 3 GANG - POLISHED BRASS
079383-03-000	EA SWITCH PLATE-SINGLE W/SWITCH - POLISHED BRASS
058707-01-000	EA RECEPTACLE-ELECTRIC, SINGLE - BROWN
058708-02-000	EA RECEPTACLE-DOUBLE ELECTRIC, IVORY
098351-01-01A	EA PLATE-SWITCH, 1 GANG - POLISHED BRASS
095188-01-01A	EA SPACER-SWITCH, DARK BROWN
075738-03-000	EA COVER-EXTERIOR RECEPTACLE, BEIGE
098351-04-01A	EA PLATE-SWITCH, GEN SW

STANDARD COMPONENTS

KEY PART NUMBER	U/M DESCRIPTION
092522-01-000	EA DOOR-CIRCUIT BREAKERS
	FROM: 00-00-00 THRU: 09-18-89
098527-01-000	EA DOOR-CIRCUIT BREAKERS
	FROM: 09-19-89 THRU: 99-99-99
098527-02-000	EA DOOR ASM-FUSES
	FROM: 09-19-89 THRU: 00-00-00
086755-02-000	EA LATCH-1/4 TURN, ROTARY, PLAS
	FROM: 00-00-00 THRU: 09-18-89
093633-01-000	EA LATCH-1/4 TURN, HANDLE
	FROM: 00-00-00 THRU: 09-18-89
098196-01-000	EA LATCH-1/4 TURN, T-BAR
	FROM: 09-19-89 THRU: 00-00-00
093674-01-000	EA PLATE-CIRCUIT BREAKER, HOUSE
092547-01-000	EA LABEL-"CIRCUIT BREAKER"
067762-01-000	EA CONVERTER-40 AMP, W/CHARGER - TRIAD TU-740-2
007942-01-000	EA TAB-WIRE, 18 TO 14 AWG
007949-01-000	EA TAB-HOUSING, 1 POSITION
041933-09-000	FT CONDUIT-CONVOLUTED, SLIT, 50"ID
007940-01-000	EA RECEPTACLE-SLIDE, 16 TO 12 AWG
008326-01-000	EA TERMINAL-RING, 16/14 WIRE - 3/8" STUD
088474-09-000	EA HOUSING-SOCKET
088476-01-000	EA SOCKET-CONNECTOR
008037-02-000	FT CABLE-BATTERY, 1AWG - STRANDED - RED
008343-02-000	EA TIE-WIRE, 14"
008348-01-000	EA TERMINAL-RING, 3/8" STUD - #2 WIRE
083610-01-000	EA CLAMP-WIRE, DUAL - UNEQUAL 5/8" AND 1 1/4" DIAMETERS
007940-01-000	EA RECEPTACLE-SLIDE, 16 TO 12 AWG
007942-01-000	EA TAB-WIRE, 18 TO 14 AWG
008001-01-000	FT WIRE-10AWG, STRAND - WHITE
047443-01-000	EA TERMINAL-250 RECEPTACLE, FIT, INSULATED - 16/14 AWG
088473-05-000	EA PIN-HOUSING, 6 POSITION (SINGLE ROW)
088473-06-000	EA PIN-HOUSING, 6 POSITION (TWO ROWS OF THREE)
088473-08-000	EA PIN-HOUSING, 4 POSITION
088473-09-000	EA PIN-HOUSING, 3 POSITION (SINGLE ROW)
088474-02-000	EA SOCKET-HOUSING, 15 POSITION (3 ROWS OF 5)
038474-05-000	EA SOCKET-HOUSING, 6 POSITION (2 ROWS OF THREE)
088474-08-000	EA SOCKET-HOUSING, 4 POSITION (SINGLE ROW)
088476-01-000	EA SOCKET-CONNECTOR
092549-01-000	EA PLATE-FUSE BOX
007093-01-000	EA FLASHER-SIGNAL STAT
008188-01-000	EA SOLENOID-3 POST, BATTERY CHANGE OVER
008211-01-000	EA BREAKER-CIRCUIT, 12V - 6AMP
008343-01-000	EA TIE-WIRE, 6"
008343-02-000	EA TIE-WIRE, 14"
024459-04-000	EA GAUGE-VOLTMETER

ELECTRICAL GROUP (CONTINUED )

STANDARD COMPONENTS CONT

KEY PART NUMBER	U/M DESCRIPTION
035416-04-000	EA TERMINAL-RING #10 STUD FIT, INSULATED BARREL #18/14
083912-02-000	EA RELAY-12ANSTER, SPDT W/RESIST
073328-F2-000	EA CABLE-1 GA, BLACK
008037-01-000	FT CABLE-BATTERY, 1AWG - STRANDED - BLACK
008348-01-000	EA TERMINAL-RING, 3/8" STUD - #2 WIRE
082742-01-000	EA CONNECTOR BODY-3 CNCT FEMALE
085318-01-000	EA SCREW-8-08BX1/2, CRIMPTITE HD
086273-01-000	EA RELAY-BATTERY DISCONNECT
086273-01-700	EA TERMINAL WIRE ASM
086298-01-000	EA WIRE-BATTERY DISCONNECT, RED
086298-02-000	EA WIRE-BATTERY DISCONNECT, GREEN
008326-01-000	EA TERMINAL-RING, 16/14 WIRE - 3/8" STUD
092788-01-000	EA BUSS BAR-2.1" LONG
092788-02-000	EA BUSS BAR-3.3" LONG
008331-01-000	EA TERMINAL-RING, TONGUE - #4 WIRE - 3/8" STUD - COPPER
063910-01-000	EA HOUSING-RELAY
088473-01-000	EA PIN-HOUSING, 4 ROWS OF 3
088474-08-000	EA SOCKET-HOUSING, 4 POSITION (SINGLE ROW)
088476-01-000	EA SOCKET-CONNECTOR
101571-01-000	EA HOUSING-2 POSITION, MALE
088473-03-000	EA PIN-HOUSING, 9-POSITION
007942-01-000	EA TAB-WIRE, 18 TO 14 AWG
007949-01-000	EA TAB-HOUSING, 1 POSITION
088473-02-000	EA PIN-HOUSING, 15 POSITION
088476-01-000	EA SOCKET-CONNECTOR
007940-01-000	EA RECEPTACLE-SLIDE, 16 TO 12 AWG
008326-01-000	EA TERMINAL-RING, 16/14 WIRE - 3/8" STUD
093654-01-000	EA CIRCUIT BREAKER-6 AMP, HOUSE CONTROL PANEL
093654-02-000	EA CIRCUIT BREAKER-15 AMP
093654-03-000	EA CIRCUIT BREAKER-20 AMP, HOUSE CONTROL PANEL
093655-01-000	EA CIRCUIT BREAKER-25 AMP
093655-02-000	EA CIRCUIT BREAKER-30 AMP, HOUSE CONTROL PANEL
093655-03-000	EA CIRCUIT BREAKER-40 AMP
007940-01-000	EA RECEPTACLE-SLIDE, 16 TO 12 AWG
007942-01-000	EA TAB-WIRE, 18 TO 14 AWG
007949-01-000	EA TAB-HOUSING, 1 POSITION
035416-04-000	EA TERMINAL-RING #10 STUD FIT, INSULATED BARREL #16/14
041953-01-000	FT CONDUIT-CONVOLUTED SLIT, 1/2"ID
041953-03-000	FT CONDUIT-CONVOLUTED SLIT, 1"ID (CLOTHES ROD COVER)
041953-07-000	FT CONDUIT-CONVOLUTED, SLIT, 25"ID
058781-01-000	EA DIODE-6.0A/100 VOLT - MOTOROLA, NO MR751
062036-02-000	EA TERMINAL-PACK-CON, 16/14 AWG
062037-01-000	EA HOUSING-AUTO FUSE, NATURAL
062037-02-000	EA HOUSING-AUTO FUSE, GREEN
062037-03-000	EA HOUSING-AUTO FUSE, BLACK
062037-04-000	EA HOUSING-AUTO FUSE, BLUE
062037-05-000	EA HOUSING-AUTO FUSE, GRAY
062037-06-000	EA HOUSING-AUTO FUSE, BROWN
082740-01-000	EA CONNECTOR-PLASTIC BODY, FOR 2 MALE SPADES
086298-01-000	EA WIRE-BATTERY DISCONNECT, RED
086298-02-000	EA WIRE-BATTERY DISCONNECT, GREEN
088473-02-000	EA HOUSING-PIN, 15 POSITION
088473-10-000	EA PIN-HOUSING, 2 POSITION
088474-03-000	EA HOUSING-SOCKET, 9-POSITION
088476-01-000	EA SOCKET-CONNECTOR
088476-02-000	EA SOCKET-CONNECTOR 12-10 GA
097611-01-000	EA CIRCUIT BREAKER-6AMP, ATC - BLACK
000C26-04-108	EA BOLT-HEX, SER FLG - 1/4-20 X 5/8 ZINC
041953-07-000	FT CONDUIT-CONVOLUTED, SLIT, 25"ID
058028-01-000	EA CONNECTOR-ELECTRICAL PIGTAIL, NYLON - CLEAR
008348-01-000	EA TERMINAL-RING, 3/8" STUD - #2 WIRE
086233-01-000	EA STUD-ISOLATED, 3/8" X 7/8" LONG
008343-01-000	EA TIE-WIRE, 6"

1990 ITASCA  
TABLE OF CONTENTS

INTRODUCTION	A-01	A-02
ABBREVIATIONS		A-03
ALPHABETICAL INDEX	A-04	A-08
ICN36RQ	A-07	F-19

1990 ICN36RQ INDEX

FLOOR PLAN	A-07	A-08
ACCESSORIES	A-09	A-22
BATH	A-23	B-02
BEDROOM	B-03	B-06
CHASSIS	B-07	B-16
C C & PAD	B-17	C-02
DINETTE	C-03	C-06
DRIVERS	C-07	C-10
ELECTRICAL	C-11	C-18
EXTERIOR BODY	C-19	D-08
GALLEY	D-07	D-16
HEATING & A/C	D-17	D-20
INTERIOR FINISH	D-21	E-01
LABEL	E-02	E-10
LP		E-11
LOUNGE	E-12	E-13
SEALANTS & FASTENERS	E-14	E-16
WATER & SEWAGE	E-17	E-21
WINDOW, VENT AND		
EXTERIOR DOOR	E-22	F-19



**ELECTRICAL GROUP (COMPONENTS )**  
**STANDARD COMPONENTS CONT**

**ELECTRICAL GROUP (COMPONENTS )**  
**STANDARD COMPONENTS CONT**

**1990 ITASCA**  
**TABLE OF CONTENTS**

INTRODUCTION	A-01	A-02
ABBREVIATIONS		A-03
ALPHABETICAL INDEX	A-04	A-06
ICN3CRQ	A-07	F-19

KEY PART NUMBER	U/M DESCRIPTION
008328-01-000	EA TERMINAL-RING, 12/10 WIRE - #10 STUD FIT
008331-01-000	EA TERMINAL-RING, TONGUE - #4 WIRE - 3/8" STUD - COPPER
008355-01-000	EA CONNECTOR-CABLE CLAMPING, 3/4"
008358-01-000	EA CONNECTOR-PLASTIC, 3/8" AVG
074890-01-000	EA BOX-EXTENSION, STEEL - OPEN SIDES - 4" X 4" X 1 1/2"
074897-01-000	EA COVER-ELECTRIC BOX, 1 LARGE & 2 SMALL HOLES - 4" X 4"
008294-01-000	EA COVER-ELECTRICAL BOX, STEEL/BLANK - 4" X 4" - GRAY
083209-02-000	EA CIRCUIT BREAKER-15/15AMP, 120V
083209-03-000	EA CIRCUIT BREAKER-15/20AMP, 120V - BW - D-15/20
083209-05-000	EA CIRCUIT BREAKER-20A, 120V - BW J-20
083209-08-000	EA CIRCUIT BREAKER-30/15 AMP, 120V - BW D-30/15
091213-01-000	EA BOX-CIRCUIT BREAKER - W/KNOCKOUTS - 5 3" X 11 1/2" X 2 1/2"
035416-04-000	EA TERMINAL-RING #10 STUD FIT, INSULATED BARREL #16/14
041953-01-000	FT CONDUIT-CONVOLUTE SLIT, 1/2" ID
088474-06-000	EA SOCKET-HOUSING, 6 POSITION (2 ROWS OF THREE)
035416-04-000	EA TERMINAL-RING #10 STUD FIT, INSULATED BARREL #16/14
088474-07-000	EA HOUSING-SOCKET
088475-01-000	EA PIN-CONNECTOR
088475-02-000	EA PIN-CONNECTOR
008294-01-000	EA COVER-ELECTRICAL BOX, STEEL/BLANK - 4" X 4" - GRAY
008311-01-000	EA CONNECTOR-WIRE NUT, INSULATED - RED
008001-01-000	FT WIRE-10AWG, STRAND - WHITE
080015-02-000	EA RECEPTACLE-FLAG, .185 - 16/14 GA - AMP
041953-11-000	FT CONDUIT-CONVOLUTE, SLIT- 1.06" ID
088474-01-000	EA HOUSING-SOCKET
077955-01-000	EA J CLIP-VINYL COATED, 3/8"
079378-01-000	EA TERMINAL-WEDGE BASE, 18 AWG
067789-02-000	EA SOCKET-LAMP
058028-01-000	EA CONNECTOR-ELECTRICAL PIGTAIL, NYLON - CLEAR
035416-04-000	EA TERMINAL-RING #10 STUD FIT, INSULATED BARREL #16/14
067789-02-000	EA SOCKET-LAMP
077955-01-000	EA J CLIP-VINYL COATED, 3/8"
035416-04-000	EA TERMINAL-RING #10 STUD FIT, INSULATED BARREL #16/14
064398-01-000	EA HOUSING-TRAILER, RECEPTACLE
079090-01-000	EA CONNECTOR MOLDED, 12/2 LEAD
079378-01-000	EA TERMINAL-WEDGE BASE, 18 AWG
097744-02-000	EA HOUSING-TRAILER PIN, 48"
097746-01-000	EA HOUSING CAP-TRAILER PIN
008026-01-000	FT WIRE-12/2, ROMEX - W/GROUND
041953-05-000	FT CONDUIT-CONVOLUTE SOLID, .62" ID
047443-01-000	EA TERMINAL- 250 RECEP. FIT, INSULATED - 16/14 AWG
088473-03-000	EA HOUSING-PIN, 9-POSITION
088474-03-000	EA HOUSING-SOCKET, 9-POSITION
082740-01-000	EA CONNECTOR-PLASTIC BODY, FOR 2 MALE SPADES
041953-05-000	FT CONDUIT-CONVOLUTE SOLID, .62" ID
074017-02-000	EA HOUSING-5 POSITION, RIGHT ANGLED
041953-05-000	FT CONDUIT-CONVOLUTE SOLID, .62" ID
088474-08-000	EA SOCKET-HOUSING, 4 POSITION (SINGLE ROW)
036196-01-000	EA BULB-12V - #194 - .27AMP
077955-01-000	EA J CLIP-VINYL COATED, 3/8"
067789-02-000	EA SOCKET-LAMP
079090-01-000	EA CONNECTOR-MOLDED, 12/2 LEAD
041953-03-000	FT CONDUIT-CONVOLUTE SLIT, 1" ID (CLOTHES ROD COVER)
000039-04-008	EA NUT-HEX, SER FLG LK 1/4 - 20 ZN
077000-01-000	EA SOCKET ASM-W/8" PIGTAIL LEADS
080734-02-000	EA CLIP-WIRE, NYLON
093144-01-000	EA CONDUIT-WIRE, GM# 15592046
055273-01-001	FT TUBING-STEEL, .75" X 1 3/4" X 288"
000611-08-088	EA SCREW, 8-18 X 1/2 PPH ZN
008298-01-000	EA BOX-PLASTIC, ELECTRIC, 3" X 3 1/2"
008288-02-000	EA BOX-ELECTRIC, PLASTIC - 3 9/4" X 3 1/2" X 1 81"
008314-01-000	EA CONNECTOR-WIRE NUT, INSULATED - GRAY
008328-01-000	EA TERMINAL-RING, 12/10 WIRE - #10 STUD FIT

KEY PART NUMBER	U/M DESCRIPTION
058028-01-000	EA CONNECTOR-ELECTRICAL PIGTAIL, NYLON - CLEAR
058049-01-000	EA BOX-ELECTRIC SWITCH, 2" X 3" X 2 25"
008343-01-000	EA TIE-WIRE, 8"
058028-01-000	EA CONNECTOR-ELECTRICAL PIGTAIL, NYLON - CLEAR
090971-01-000	EA SPLICE-CABLE, 110V
090971-02-000	EA SPLICE-CABLE, 110V - TAP
092547-01-000	EA LABEL-"CIRCUIT BREAKER"
036196-01-000	EA BULB-12V - #194 - .27AMP
031965-01-000	EA TAB-HOUSING, 2 POSITION
031968-01-000	EA PLUG-CONTACT, BRASS
077000-01-000	EA SOCKET ASM-W/8" PIGTAIL LEADS
077920-02-000	EA WIRE ASM-BEVERAGE TRAY
077000-01-000	EA SOCKET ASM-W/8" PIGTAIL LEADS
077479-01-000	EA BOOT-BATTERY TERM, DBL CABLE
077479-02-000	EA BOOT-BATTERY TERMINAL, SINGLE CABLE
077510-01-000	EA LABEL-GENERATOR PREP
008054-02-000	EA CORD-POWER, 10-3 - 30AMP - 33'
008026-01-000	FT WIRE-12/2, ROMEX - W/GROUND
008289-01-000	EA BOX-ELECTRIC, STEEL - 1/2" AND 3/4" KNOCKOUTS - 4" X 4"

**FORD OPTION L16K - US & CANADIAN**

KEY PART NUMBER	U/M DESCRIPTION
063709-02-000	EA HOUSING-HEADLAMP, 2 BULB
096674-01-000	EA NUT-HEADLAMP, BLACK
096675-01-000	EA KNOB-HEADLAMP, W/SHAFT
088476-01-000	EA SOCKET-CONNECTOR

**CANADIAN OPTION L265**

KEY PART NUMBER	U/M DESCRIPTION
008089-02-000	EA LIGHT-PORCH, RECESSED - CANADIAN
008089-01-700	EA LENS-LIGHT, RECESSED - PORCH
033508-03-000	EA LIGHT-DOME IVORY 1 BULB CSA
033509-03-000	EA LIGHT-DOME IVORY 2 BULB CSA
098024-04-01A	EA LIGHT-DOME 2 BULB CSA IVORY

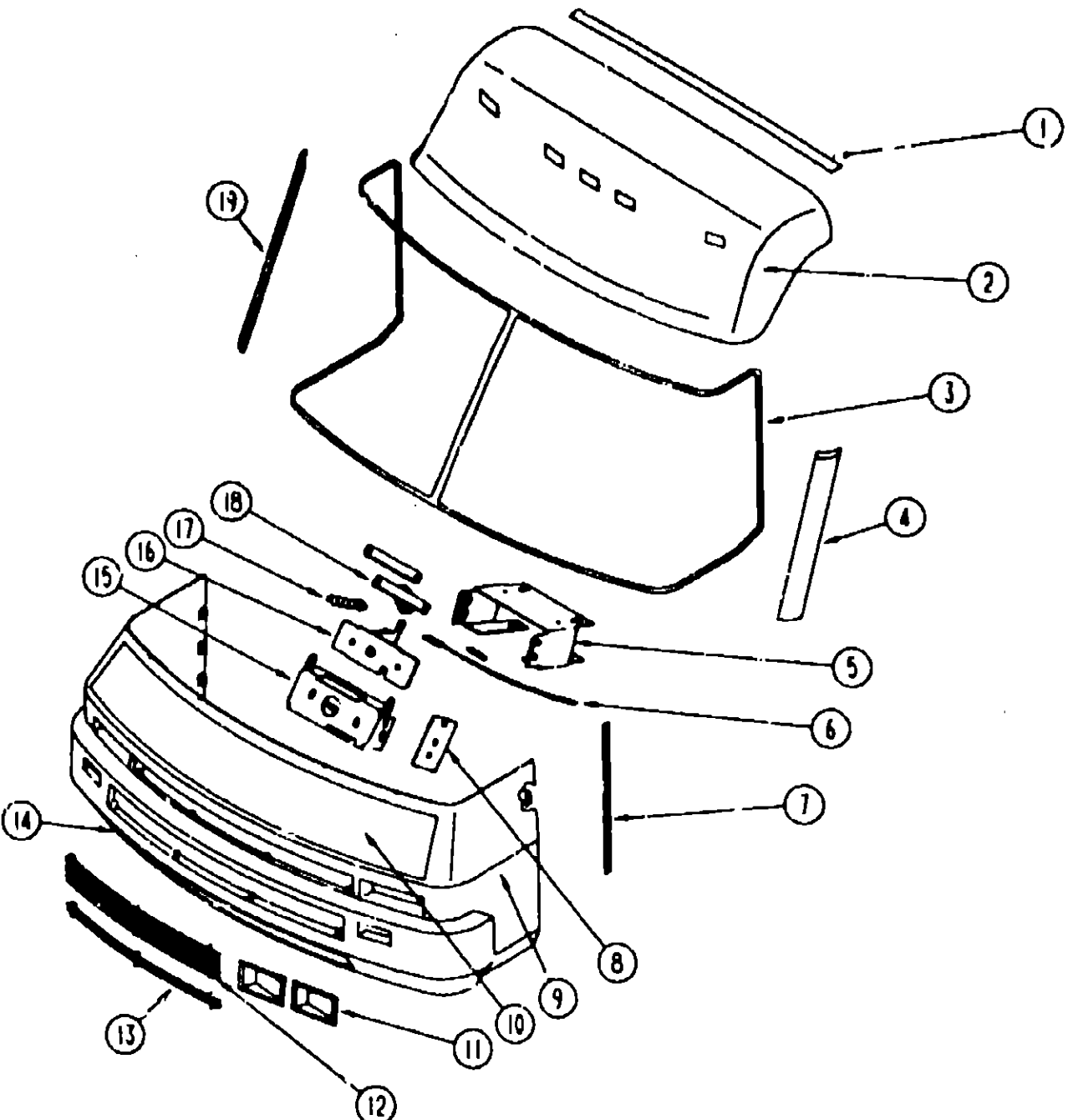
**ELECTRICAL SERVICE DOORS (UNDER HOOD)**

KEY PART NUMBER	U/M DESCRIPTION	
092522-01-000	EA DOOR-CIRCUIT BREAKERS	FROM: 00-00-00 THRU: 09-18-89
098527-01-000	EA DOOR-CIRCUIT BREAKERS	FROM: 09-19-89 THRU: 99-99-99
098527-02-000	EA DOOR ASM-FUSES	FROM: 09-19-89 THRU: 99-99-99
086755-02-000	EA LATCH-1/4 TURN, ROTARY, PLAS	FROM: 00-00-00 THRU: 09-18-89
093633-01-000	EA LATCH-1/4 TURN, HANDLE	FROM: 09-19-90 THRU: 99-99-99
098136-01-000	EA LATCH-1/4 TURN, T-BAR	FROM: 09-19-90 THRU: 99-99-99
092492-01-000	EA SEAL-ELECTRICAL BOX	

**1990 ICN3CRQ INDEX**

FLOOR PLAN	A-07	A-08
ACCESSORIES	A-09	A-22
BATH	A-23	B-02
BEDROOM	B-03	B-06
CHASSIS	B-07	B-16
C C & PAD	B-17	C-02
DINETTE	C-03	C-06
DRIVERS	C-07	C-10
ELECTRICAL	C-11	C-18
EXTERIOR BODY	C-19	D-06
GALLEY	D-07	D-16
HEATING & A/C	D-17	D-20
INTERIOR FINISH	D-21	E-01
LABEL	E-02	E-10
LP		E-11
LOUNGE	E-12	E-13
SEALANTS & FASTENERS	E-14	E-16
WATER & SEWAGE	E-17	E-21
WINDOW, VENT AND		
EXTERIOR DOOR	E-22	F-19

EXTERIOR BODY GROUP



EXTERIOR BODY GROUP (CONTINUED)  
FRONT END COMPONENTS & BUMPER

KEY PART NUMBER	U/M DESCRIPTION
1 063805-14-000	EA TRIM-ROOF TO FRONT CAP
2 M02959-07-AE6	EA CAP-ROOF, FRONT - W/LIGHTS - OFF WHITE
3 091986-01-000	EA MOLDING-REVEAL, WINDSHIELD - SURROUNDS BOTH WINDSHIELDS
4 091901-02-000	EA TRIM-A-PILLAR, DR - BETWEEN WINDSHIELD & VENT GLASS - BLK
5 073342-01-000	EA BRACKET ASM-STRIKER,HOOD (MOUNTS TO CROSSMEMBER)
092693-02-000	EA CROSSMEMBER-CENTER, U-CHANNEL STEEL - 2" X 48"
6 077064 01 000	EA CABLE ASM-HOOD RELEASE
6 102087 01 000	EA CABLE ASM-HOOD RELEASE
010497-08-000	EA CLAMP-CLOSED, .125" FROM 00-00-00 THRU 90-07-08
7 096204-01-02A	EA TRIM-SEAM, FRONT END TO SIDEWALLS
8 077407 01 000	EA BRACKET-HOOD RELEASE CABLE FROM 07-09-90 THRU 99-09-99
8 102515 01 000	EA BRACKET-HOOD RELEASE CABLE FROM 07-09-90 THRU 99-09-99
9 M01115-21-Y33	EA FRONT END-FIBERGLASS, OFF WHITE - W/O HOOD OR HINGES
10 M92678-01-Y33	EA PANEL-HOOD, W/BRACKETS ONLY - OFF WHITE
058833-01-000	EA BRACKET-PROP ROD
062628-01-000	EA CLIP-PROP ROD
094060 01 000	EA ROD ASM-PROP,HOOD
068927-01-000	EA GROMMET RUBBER - PROP RED
076716-02-000	EA BRACKET ASM- LATCH - INCLUDED WITH HOOD
093651-01-Y35	EA HINGE-HOOD, PASSENGER
093651-02-Y35	EA HINGE-HOOD, DRIVER
077252-01-000	EA PIN-HINGE
058786-01-000	EA BOLT-HOOD ADJUSTING
R77007-51-429	EA BRACKET-HOOD RELEASE
076772-01-000	EA CLIP-SPEED, TUBE TYPE
077049-01-000	EA NUT-ACORN, 10-32 ALUMINUM
093295-02-000	EA BRACKET-LATCH, HOOD
077048-01-000	EA SHAFT-ADAPTOR, WINDSHIELD PANTOGRAPH ARM
086235-02-000	EA BEARING-SNAPIN, 3/16" ID X 3/16"
095094-01-000	EA NUT-ACORN, 1/4 - 20 ALUMINUM
11 091839-02-01A	EA BEZEL-HEADLAMP, DRIVER - BLACK
091839-01-01A	EA BEZEL-HEADLAMP, PASSENGER - BLACK
049185-01-000	EA HEADLAMP ASM-PASSENGER HIGH/LO
049186-01-000	EA HEADLAMP ASM-DRIVERS HIGH/LO
049187-01-000	EA HEADLAMP ASM-PASSENGER HIGH
049188-01-000	EA HEADLAMP ASM-DRIVERS HIGH
049359-01-000	EA SPRING-HEADLIGHT RETAINER
073308-01-000	EA SCREW ASM-HEADLAMP ADJUSTING
093350-02-000	EA BRACKET ASM-HOOD BUMPER,LWR
076696-01-000	EA BRACKET-HINGE MOUNTING,HOOD
076697-01-000	EA PLATE-TAPPING
12 093004-01-Y33	EA GRILLE-5 BAR, BRIGHT FINISHED
13 093005-01-Y33	EA GRILLE ASM-2 BAR
14 M93846-01-Y35	EA PANEL ASM-BUMPER
15 073336-02-000	EA BRACKET-MOUNTING, LATCH
16 R77007-51-429	EA LATCH ASM-HOOD RELEASE
17 R77006-38-499	EA SPRING-CABLE,HOOD LATCH
18 R77007-01-950	EA STRIKER-LATCH, HOOD
073610-01-000	EA SPRING-STRIKER, LATCH - HOOD
19 091901-01-000	EA TRIM-A-PILLER, PASS - BETWEEN WINDSHIELD & VENT GLASS - BL
093284 01 000	EA BRACE-LATCH,HOOD
093805 01 000	EA TRAY ASM-BATTERY

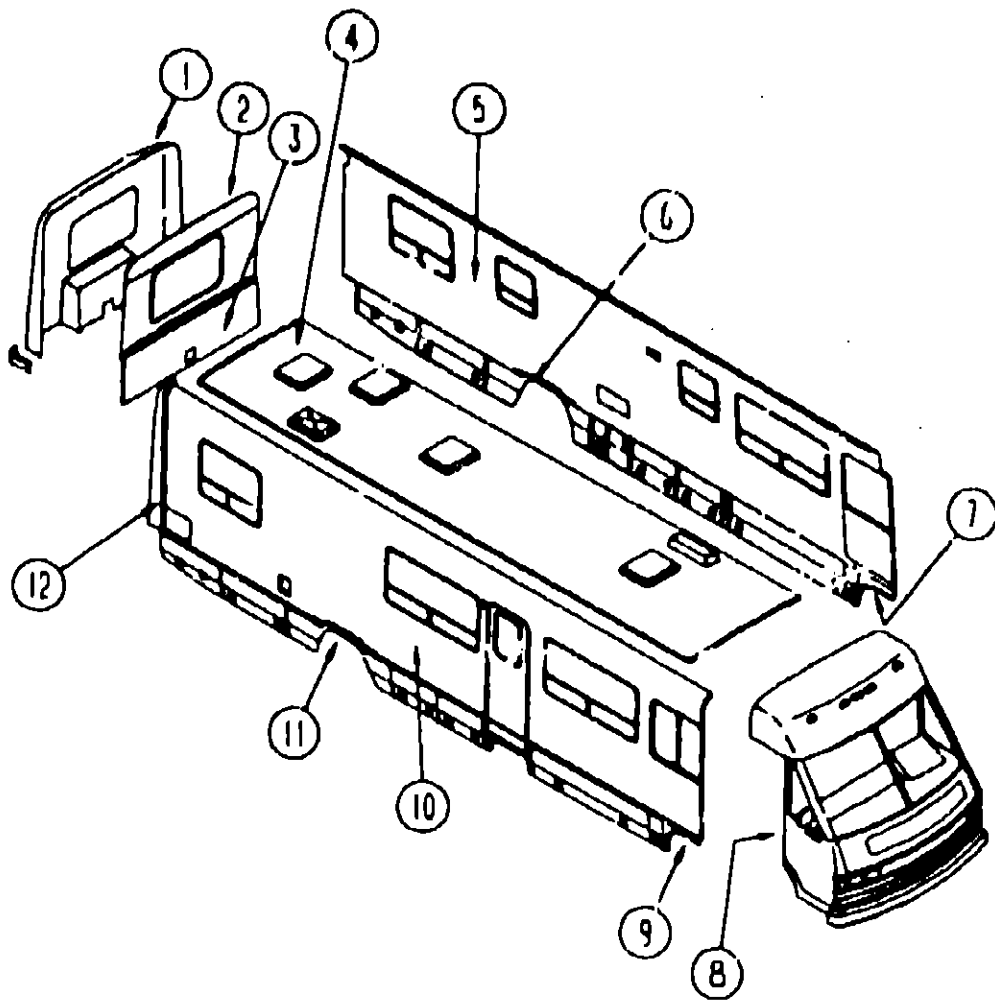
1990 ITASCA  
TABLE OF CONTENTS

INTRODUCTION	A-01	A-02
ABBREVIATIONS		A-03
ALPHABETICAL INDEX	A-04	A-06
ICN36RQ	A-07	F-19

1990 ICN36RQ INDEX

FLOOR PLAN	A-07	A-08
ACCESSORIES	A-09	A-22
BATH	A-23	B-02
BEDROOM	B-03	B-06
CHASSIS	B-07	B-16
CID & PAD	B-17	C-02
DINETTE	C-03	C-06
DRIVERS	C-07	C-10
ELECTRICAL	C-11	C-18
EXTERIOR BODY	C-19	D-06
GALLEY	D-07	D-16
HEATING & A/C	D-17	D-20
INTERIOR FINISH	D-21	E-01
LABEL	E-02	E-10
LP		E-11
LOUNGE	E-12	E-13
SEALANTS & FASTENERS	E-14	E-16
WATER & SEWAGE	E-17	E-21
WINDOW, VENT AND		
EXTERIOR DOOR	E-22	F-19

EXTERIOR BODY GROUP (CONTINUED)



EXTERIOR BODY GROUP (CONTINUED)

EXTERIOR BODY PANELS AND TRIM

KEY PART NUMBER	U/M DESCRIPTION
1 092197-01-01A	EA CAP-REAR, FIBERGLASS - W/O LIGHTS & DOOR
2 M03911-02-AE6	EA BACKWALL ASM-UPPER ON BD
2 M03911-02-AE7	EA BACKWALL ASM-UPPER ON BD
2 M03911-02-AE8	EA BACKWALL ASM-UPPER ON BD
2 092732-01-AE6	EA BACKWALL-UPPER, W/O WINDOWS OR CUTOUTS (SPECIAL ORDER ITEM)
2 092732-01-AE7	EA BACKWALL-UPPER, W/O WINDOWS OR CUTOUTS (SPECIAL ORDER ITEM)
2 092732-01-AE8	EA BACKWALL-UPPER, W/O WINDOWS OR CUTOUTS (SPECIAL ORDER ITEM)
3 092526-01-Y10	EA BACKWALL ASM-LOWER ON BD
4 M97339-01-AB6	EA ROOF-W/O VENTS OR CUTOUTS (SPECIAL ORDER ITEM)
083805-14-000	EA TRIM-ROOF, FRONT & REAR CAP TO ROOF - 6 4" MIL FINISHED
5 M97341-01-AE6	EA SIDEWALL-DRIVERS, SIDEWALL ONLY (SPECIAL ORDER ITEM) (AE6 AE7)
5 M97341-01-AE8	EA SIDEWALL-DRIVERS, SIDEWALL ONLY (SPECIAL ORDER ITEM) (AE8)
6 094345-02-01A	EA TRIM-WHEELWELL, MILL FINISH - 21 3" LONG
M04019-01-000	EA BRIDGE-WHEELWELL, E-COATED
6 094619-02-Y35	EA PANEL-WHEEL LIP, REAR - DRIVER SIDE - OFF WHITE FROM 00-00-00 THRU 11-12-89
6 094619-02-AE9	EA PANEL-WHEEL LIP, REAR - DRIVER SIDE - OFF WHITE FROM 11-13-89 THRU 99-99-99
7 092589-02-01A	EA PANEL-WHEEL LIP, DRIVER SIDE - FRONT - PLASTIC - OFF WHITE FROM 00-00-00 THRU 04-15-90
7 099585-02-01A	EA PANEL-WHEEL LIP, DRIVER SIDE - FRONT - PLASTIC - OFF WHITE FROM 04-16-90 THRU 99-99-99
8 096204-01-02A	EA TRIM-J, 5" WIDTH EXPOSED - 1" X 29" LONG - ALUMINUM - OFF WHITE
9 092589-01-01A	EA PANEL-WHEEL LIP, PASSENGER - FRONT - PLASTIC - OFF WHITE FROM 00-00-00 THRU 04-15-90
9 099585-01-01A	EA PANEL-WHEEL LIP, PASSENGER - FRONT - PLASTIC - OFF WHITE FROM 04-16-90 THRU 99-99-99
10 M97343-01-AE6	EA SIDEWALL-PASSENGER, SIDEWALL ONLY (SPECIAL ORDER ITEM) (AE6 AE7)
10 M97343-01-AE8	EA SIDEWALL-PASSENGER, W/O WINDOW, LIGHT, OR DOOR (SPECIAL ORDER ITEM) (AE8)
095023-01-000	EA SUPPORT-VALANCE, 10 6" X 10 6"
11 094345-02-01A	EA TRIM-WHEELWELL, MILL FINISH - 21 3" LONG
M04019-01-000	EA BRIDGE-WHEELWELL, E-COATED
11 094619-01-Y35	EA PANEL-WHEEL LIP, REAR - PASSENGER SIDE - OFF WHITE FROM 00-00-00 THRU 11-12-89
11 094619-01-AE9	EA PANEL-WHEEL LIP, REAR - PASSENGER SIDE - OFF WHITE FROM 11-13-89 THRU 99-99-99
12 091985-01-01A	FT INSERT-TRIM, 65" WIDE - VINYL - OFF WHITE
12 092041-01-02A	EA TRIM-REAR CAP TO SIDEWALL, 1 8" X 83" - ALUMINUM - OFF WHITE
001018-01-024	EA SKIN-ALUMINUM, 4' X 8' - FLAT - BEIGE
100128-01-000	FT SEAL-PILE, ADHESIVE BACK - GRAY
090340-01-000	FT SEAL-FOAM, CLOSED CELL - 1/4" X 1/2" X 50'
009065-01-000	EA HINGE-ALUMINUM, NO HOLES - 1 1/2" X 8" - UNPAINTED
076767-02-000	EA CABLE-1/16" X 16 5" - STAINLESS STEEL
092251-01-01A	EA CAP-BUMPER END, REAR PASSENGER - PLASTIC - OFF WHITE
092251-02-01A	EA CAP-BUMPER END, REAR DRIVER - PLASTIC - OFF WHITE
092690-01-01A	EA END CAP-VALANCE, REAR ON DRIVERS, FRONT ON PASSENGERS
092690-02-01A	EA END CAP-VALANCE, FRONT ON DRIVERS, REAR ON PASSENGERS
093022-11-AE6	EA PANEL-VALANCE, 19 4" X 8 9" - OFF WHITE
094362-02-000	EA CLIP-CHRISTMAS TREE, FLAT HEAD
093022-03-Y35	EA PANEL-VALANCE, 1' 4" X 8" - OFF WHITE
076322-03-000	FT TAPE-FOAM, DOUBLE COATED ADHESIVE BACKED - 5" X 108'
092765-01-Y12	EA PANEL-FILLER, BACKWALL - LEFT - RADIUS CORNER - 11 6" X 28"
082701-01-000	SF PANEL-SHEATHING, WAFFERBOARD - 4' X 8' - INCREMENTS OF 32 S
092253-01-000	EA COMPARTMENT-SPARE TIRE
077385-01-000	EA PIN-PIVOT - FOR 077384-01-000
077399-01-000	EA RETAINER-SPARE TIRE, 2" X 7 9" - HOLE IN MIDDLE
077941-01-000	EA SEAL-RUBBER, FLAT - W/SLOT

1990 ITASCA  
TABLE OF CONTENTS

INTRODUCTION	A-01 - A-02
ABBREVIATIONS	A-03
ALPHABETICAL INDEX	A-04 - A-06
ICN36RQ	A-07 - F-19

1990 ICN36RQ INDEX

FLOOR PLAN	A-07 - A-08
ACCESSORIES	A-09 - A-22
BATH	A-23 - B-02
BEDROOM	B-03 - B-05
CHASSIS	B-07 - D-16
C C & PAD	B-17 - C-02
DINETTE	C-03 - C-06
DRIVERS	C-07 - C-10
ELECTRICAL	C-11 - C-18
EXTERIOR BODY	C-19 - D-06
GALLEY	D-07 - D-16
HEATING & A/C	D-17 - D-20
INTERIOR FINISH	D-21 - E-01
LABEL	E-02 - E-10
LP	E-11
LOUNGE	E-12 - E-13
SEALANTS & FASTENERS	E-14 - E-16
WATER & SEWAGE	E-17 - E-21
WINDOW, VENT AND EXTERIOR DOOR	E-22 - F-19

**EXTERIOR BODY GROUP ( CONTINUED )**

**EXTERIOR MIRRORS**

KEY PART NUMBER	U/M DESCRIPTION
086260-01-000	EA MIRROR-W/CONV X, PASSENGER
086260-01-700	EA GLASS ONLY CONVEX RH
086260-01-701	EA GLASS ONLY FLAT RH
086260-02-000	EA MIRROR-W/CONVEX DRIVER
086260-02-700	EA GLASS ONLY CONVEX LH
086260-02-701	EA GLASS ONLY FLAT LH
086260-03-000	EA ACCESSORY KIT-MIRROR, EXTENSION

**ASSIST HANDLE**

KEY PART NUMBER	U/M DESCRIPTION
009126-02-000	EA HANDLE-ASSIST, ENTRY DOOR - BLACK
063886-11-000	EA HANDLE-ASSIST, DRIVER DOOR - METAL - BEIGE

**WINDSHIELD COMPONENTS**

KEY PART NUMBER	U/M DESCRIPTION
091215-01-000	EA GLASS-WINDSHIELD, PASSENGER
091215-02-000	EA GLASS-WINDSHIELD, DRIVER
098788-01-000	EA CHANNEL-RIGID, WINDSHIELD - 38" - PVC
	FROM 03-22-90 THRU 99-99-99
091986-01-000	EA MOLDING-REVEAL, WINDSHIELD - SURTOUNDS BOTH WINDSHIELDS
091901-01-000	EA TRIM-APILLAR, PASS - BETWEEN WINDSHIELD & VENT GLASS - BL
091901-02-000	EA TRIM-APILLAR, DR - BETWEEN WINDSHIELD & VENT GLASS - BLK
002328-02-000	EA BLOCK-WINDSHIELD, 052" X 5" X 98"
091969-01-000	EA FRAME-WINDSHIELD, LOWER - INNER - PASSENGER
091969-02-000	EA FRAME-WINDSHIELD, LOWER - INNER - DRIVER
091953-03-000	EA GLASS-CORNER VENT, PASSENGER
091953-04-000	EA GLASS-CORNER VENT, DRIVER
040921-04-000	EA NUT-SPEED, U TYPE - NO 8 - 59" LENGTH X 1" WIDTH
040921-05-000	EA NUT-SPEED, U TYPE - NO 8 - 67" LENGTH X 44" WIDTH
040921-06-000	EA NUT-SPEED, U TYPE - NO 8 - 57" LENGTH X 63" WIDTH
092556-01-000	EA CHANNEL - 5 7 MM X 7 1 MM X 86"
	FROM 00-00-00 THRU 03-21-90
092557-01-000	EA CHANNEL - 4 7 MM X 6 7 MM
	FROM 00-00-00 THRU 03-21-90

**EXTERIOR BODY GROUP ( CONTINUED )**

**SKINS AND PANELS AND STYROFOAM**

KEY PART NUMBER	U/M DESCRIPTION
084882-14-000	EA PANEL-FIBERGLASS W/BACKING 83 34" X 365 35" OFF WHITE
084882-15-000	EA PANEL-FIBERGLASS W/BACKING 83 34" X 247 04" OFF WHITE
084882-17-000	EA PANEL-FIBERGLASS, W/BACKING 83 34" X 377 36" OFF WHITE
001054-01-011	EA ALUMINUM SHEET, 4' X 8' - FLAT - OFF WHITE
044487-01-001	EA ALUMINUM SHEET - 010" X 96" X 360" - MILL FINISH
089297-01-000	SF PLYWOOD-LUAN, OVERLAY GRADE - 4' X 8' - INC OF 32 SF
093743-01-02A	SF PLASTIC-ABS, 11 5' WIDE - OFF WHITE
000870-05-000	SF STYROFOAM- 5' X 24" X 96", INCREMENTS OF 16 SF
083574-01-000	SF STYROFOAM, DOW TYPE SM - 1 5" X 21" X 65 25" - INC OF 14 SF
000868-01-000	SF STYROFOAM- 75" X 24" X 96" - INCREMENTS OF 16 SF
000870-03-000	SF STYROFOAM-1 34" X 48" X 96" - INCREMENTS OF 32 SF

**208" FORD CHASSIS OPTION L51C**

KEY PART NUMBER	U/M DESCRIPTION
074559-01-000	EA DECAL-LOGO, LPG - RED - (CALIF CODE)

**DRIVER DOOR W/POWER WINDOW AND MIRROR OPTION L28P**

KEY PART NUMBER	U/M DESCRIPTION
092880-01-000	EA WIRE-IP, REMOTE MIRROR
086259-04-000	EA MIRROR-REMOTE HEAT, W/ARM & MIRRORS - PRE-WIRED - PASSENGER
086259-04-700	EA GLASS-CONVEX-STA-HTD-RH
086259-04-701	EA GLASS-FLAT-HTD-RH W/STA CON
086259-05-000	EA MIRROR-REMOTE HEAT W/ARM & MIRRORS - PRE-WIRED - DRIVER
086259-05-700	EA GLASS-CONVEX-STA-HTD-LH
086259-05-701	EA GLASS-FLAT-HTD-LH -W/STA CON
086260-03-000	EA ACCESSORY KIT-MIRROR,EXT


**1990 ITASCA**  
**TABLE OF CONTENTS**

INTRODUCTION	A 01	A 02
ABBREVIATIONS		A 03
ALPHABETICAL INDEX	A 04	A 06
ICN36RQ	A 07	F-19

**1990 ICN36RQ INDEX**

FLOOR PLAN	A-07	A-08
ACCESSORIES	A-09	A-22
BATH	A-21	B-02
BEDROOM	B-03	B-06
CHASSIS	B-07	B-16
C C & PAD	B-17	C-02
DINETTE	C-03	C-06
DRIVERS	C-07	C-10
ELECTRICAL	C-11	C-18
EXTERIOR BODY	C-19	D-06
GALLEY	D-07	D-16
HEATING & A/C	D-17	D-20
INTERIOR FINISH	D-21	E-01
LABEL	E-02	E-10
LP		E-11
LOUNGE	E-12	E-13
SEALANTS & FASTENERS	E-14	E-16
WATER & SEWAGE	E-17	E-21
WINDOW, VENT AND		
EXTERIOR DOOR	E-22	F-19

EXTERIOR BODY GROUP ( CONTINUED )  
DECALS & PAINT



ABS COLOR CODE

KEY PART NUMBER	UNIT DESCRIPTION
1 097911-01-01A	EA DECAL WINDOW REAR PASSENGERS - BURG/BLUE
097911-02-01A	EA DECAL WINDOW REAR DRIVERS - BURG/BLUE
2 093889-02-03A	FT FILM MULTISTRIPE 57 MM X 150 FT - BURGUNDY/BLUE
3 093889-04-03A	FT FILM MULTISTRIPE 152 MM X 150 FT - BURGUNDY/BLUE
4 093889-03-03A	FT FILM MULTISTRIPE 86 MM X 150 FT - BLUE/GREEN/BURGUNDY
5 093799-01-03A	EA DECAL LOGO ITASCA W/ANGLE - BLACK/BLUE/BURGUNDY
6 093790-01-01A	EA DECAL LOGO "I"
7 093792-01-04A	EA DECAL CORNER FRONT PASSENGERS
093792-02-04A	EA DECAL CORNER FRONT DRIVERS
8 093797-01-03A	EA DECAL TRANSITION PASSENGERS
093797-02-03A	EA DECAL TRANSITION DRIVERS
9 093793-01-03A	EA DECAL LOGO SUNFLYER PASSENGERS
093793-02-03A	EA DECAL LOGO SUNFLYER DRIVERS
10 093889-05-03A	FT FILM MULTISTRIPE 203 MM X 150 FT - BURGUNDY/BLUE
11 078052-11-000	EA DECAL LOGO "ITASCA" 6 50 - BLUE/BLACK
12 093798-01-03A	EA DECAL CORNER REAR PASSENGERS - BURGUNDY/BLUE
093798-02-03A	EA DECAL CORNER REAR DRIVERS - BURGUNDY/BLUE
093791-01-01A	EA DECAL LOGO "ITASCA" RAISE LETTER
NOTE UNIT WITH AE7 COLOR CODE ON FOLLOWING PAGE	

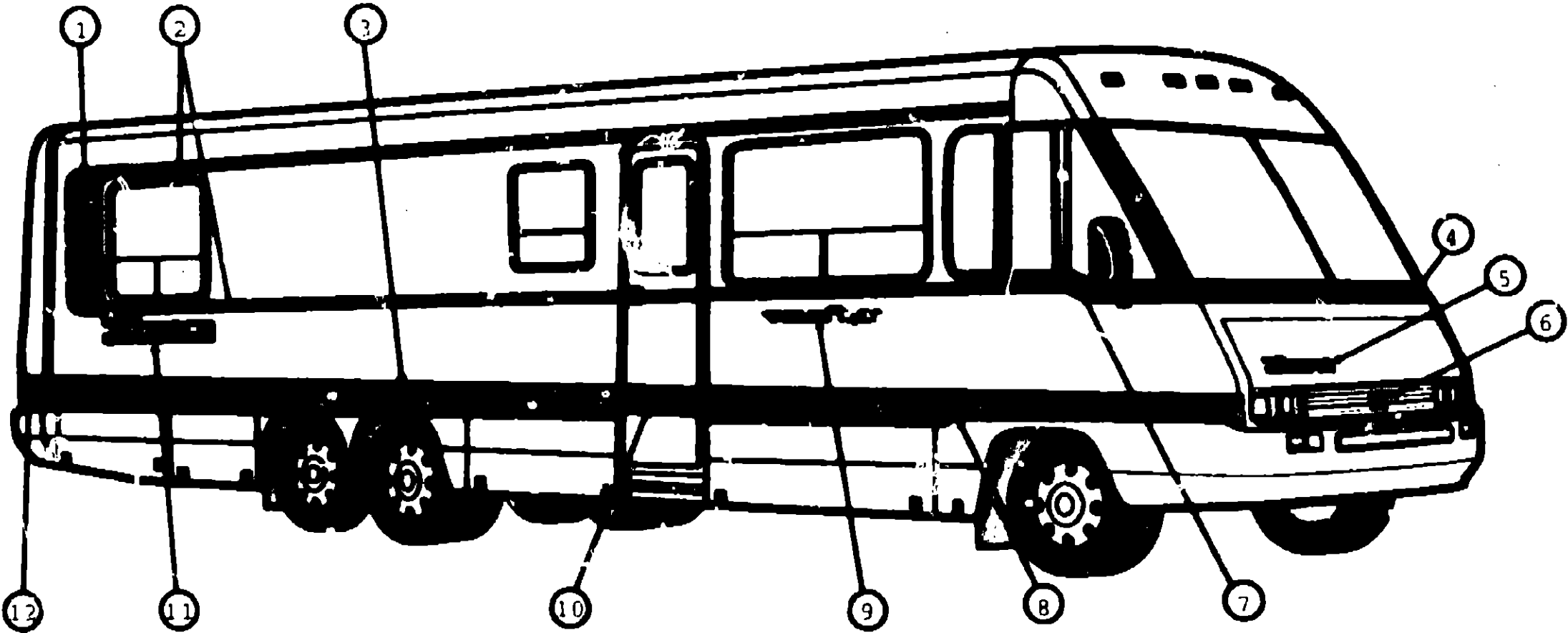
1990 ITASCA  
TABLE OF CONTENTS

INTRODUCTION	A-01 - A-02
ABBREVIATIONS	A-03
ALPHABETICAL INDEX	A-04 - A-06
ICN36RQ	A-07 - F-19

1990 ICN36RQ INDEX

FLOOR PLAN	A-07 - A-08
ACCESSORIES	A-09 - A-22
BATH	A-23 - B-02
BEDROOM	B-03 - B-06
CHASSIS	B-07 - B-16
C C & PAD	B-17 - C-02
DINETTE	C-03 - C-06
DRIVERS	C-07 - C-10
ELECTRICAL	C-11 - C-18
EXTERIOR BODY	C-19 - D-06
GALLEY	D-07 - D-16
HEATING & A/C	D-17 - D-20
INTERIOR FINISH	D-21 - E-01
LABEL	E-02 - E-10
LP	E-11
LOUNGE	E-12 - E-13
SEALANTS & FASTENERS	E-14 - E-18
WATER & SEWAGE	E-17 - E-21
WINDOW, VENT AND EXTERIOR DOOR	E-22 - F-19

EXTERIOR BODY GROUP ( CONTINUED )



DECALS & PAINT CONT  
AET COLOR CODE

1980 ITASCA  
TABLE OF CONTENTS

INTRODUCTION	A-01	A-02
ABBREVIATIONS		A-03
ALPHABETICAL INDEX	A-04	A-06
ICN36RQ	A-07	F-19


KEY PART NUMBER

1	097911-01-02A	EA	DECAL-WINDOW, REAR, PASSENGERS - BLUE/BURGANDY
	097911-02-02A	EA	DECAL-WINDOW, REAR, DRIVERS - BLUE/BURGANDY
2	093889-02-03A	FT	FILM-MULTISTRIPE, 57 MM X 150 FT - BLUE/BURGANDY
3	093889-04-03A	FT	FILM-MULTISTRIPE, 152 MM X 150 FT - BLUE/BURGANDY
4	093889-03-03A	FT	FILM-MULTISTRIPE, 65 MM X 150 FT - BLUE/BURGANDY
5	093789-01-04A	EA	DECAL-LOGO ITASCA, WANGLE-BLACK/BLUE/BURGANDY
6	093790-01-01A	EA	DECAL-LOGO "I"
7	093792-01-03A	EA	DECAL-CORNER, FRONT, PASSENGERS - BLUE/BURGANDY
	093712-02-03A	EA	DECAL-CORNER, FRONT, DRIVERS - BLUE/BURGANDY
8	093737-01-04A	EA	DECAL-TRANSITION PASSENGERS-BLUE/BURGANDY
	093797-02-04A	EA	DECAL-TRANSITION DRIVERS-BLUE/BURGANDY
9	093713-01-04A	EA	DECAL-LOGO SUNFLYER, PASSENGERS - BLACK/BLUE/BURGANDY
	093713-02-04A	EA	DECAL-LOGO SUNFLYER, DRIVERS - BLACK/BLUE/BURGANDY
10	093889-05-04A	FT	FILM-MULTISTRIPE, 203 MM X 150 FT - BLUE/BURGANDY
11	073852-14-00G	EA	DECAL-LOGO "ITASCA" 6 50-BLACK/BROWN/MED BLUE
12	093718-01-04A	EA	DECAL-CORNER, REAR, PASSENGERS-BLUE/BURGANDY
	093718-02-04A	EA	DECAL-CORNER, REAR, DRIVERS-BLUE/BURGANDY
	093731-01-01A	EA	DECAL-LOGO "ITASCA" 6 50-BLACK/WHITE - RAISE LETTER
	NOTE		UNIT WITH AEB COLOR CODE ON FOLLOWING PAGE

1980 ICN36RQ INDEX

FLOOR PLAN	A-07	A-08
ACCESSORIES	A-09	A-22
BATH	A-23	B-02
BEDROOM	B-03	B-08
CHASSIS	B-07	B-18
C C & PAD	B-17	C-02
DINETTE	C-03	C-08
DRIVERS	C-07	C-10
ELECTRICAL	C-11	C-18
EXTERIOR BODY	C-19	D-08
GALLEY	D-07	D-18
HEATING & A/C	D-17	D-20
INTERIOR FINISH	D-21	E-01
LABEL	E-02	E-10
LP		E-11
LOUNGE	E-12	E-13
SEALANTS & FASTENERS	E-14	E-18
WATER & SEWAGE	E-17	E-21
WINDOW, VENT AND EXTERIOR DOOR	E-22	F-19

EXTERIOR BODY GROUP ( CONTINUED )



DECALS & PAINT CONT  
AES COLOR CODE

KEY PART NUMBER	U/M DESCRIPTION
1 097911-01-03A	EA DECAL-WINDOW,REAR,PASSENGERS - BROWN/MED BLUE
097911-02-03A	EA DECAL-WINDOW,REAR,DRIVERS - BROWN/MED BLUE
2 093889-02-04A	FT FILM-MULTISTRIPE,57 MM X 150 FT - BROWN/MED BLUE
3 093889-04-04A	F1 FILM-MULTISTRIPE,152 MM X 150 FT - BROWN/MED BLUE
4 093889-03-04A	FT FILM-MULTISTRIPE,86 MM X 150 FT - BROWN/MED BLUE
5 093799-01-05A	EA DECAL-LOGO ITASCA,WANGLE-BLACK/BROWN/MED BLUE
6 093790-01-01A	EA DECAL-LOGO "I"
7 093792-01-05A	EA DECAL-CORNER,FRONT,PASSENGERS - BROWN/MED BLUE
093792-02-05A	EA DECAL-CORNER,FRONT,DRIVERS - BROWN/MED BLUE
8 093797-01-05A	EA DECAL-TRANSITION PASSENGERS-BROWN/MED BLUE
093797-02-05A	EA DECAL-TRANSITION DRIVERS-BROWN/MED BLUE
9 093793-01-05A	EA DECAL-LOGO SUNFLYER,PASSENGERS - BLACK/BROWN/MED BLUE
093793-02-05A	EA DECAL-LOGO SUNFLYER,DRIVERS - BLACK/BROWN/MED BLUE
10 093889-05-05A	FT FILM-MULTISTRIPE,203 MM X 150 FT-BROWN/MED BLUE
11 078852-15-000	EA DECAL-LOGO "ITASCA" 6 50-BLACK/BROWN/MED BLUE
12 093798-01-05A	EA DECAL-CORNER,REAR,PASSENGERS-BROWN/MED BLUE
093798-02-05A	EA DECAL-CORNER,REAR,DRIVERS-BROWN/MED BLUE
093791-01-01A	EA DECAL-LOGO "ITASCA" BACKWALL - RAISE LETTER

1990 ITASCA  
TABLE OF CONTENTS

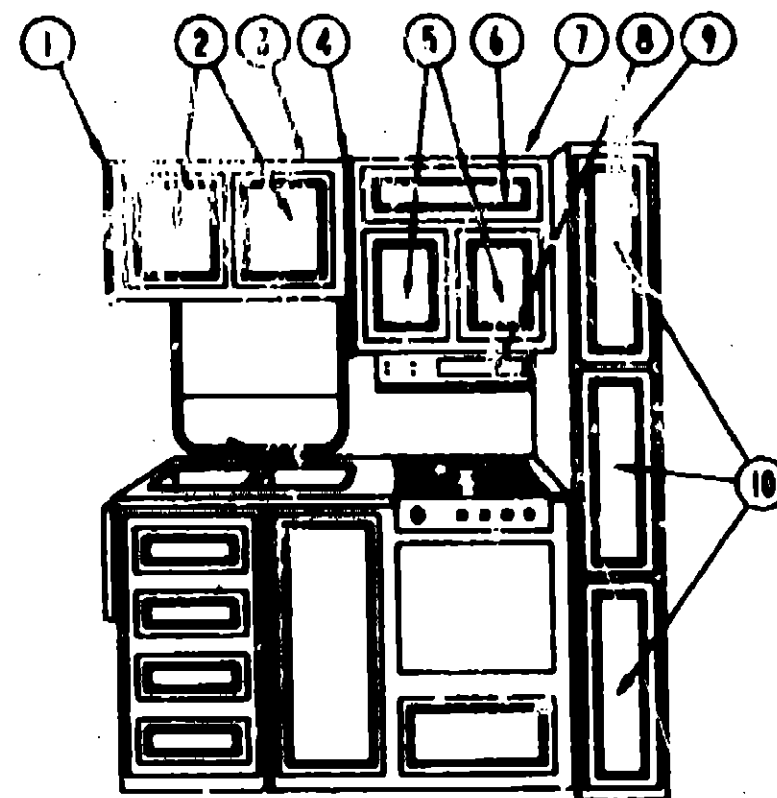
INTRODUCTION	A-01	A-02
ABBREVIATIONS		A-03
ALPHABETICAL INDEX	A-04	A-08
ICN36RQ	A-07	F-19

1990 ICN36RQ INDEX

FLOOR PLAN	A-07	A-08
ACCESSORIES	A-09	A-22
BATH	A-23	B-02
BEDROOM	B-03	B-08
CHASSIS	B-07	B-18
C C & PAD	B-17	C-02
DINETTE	C-03	C-08
DRIVERS	C-07	C-10
ELECTRICAL	C-11	C-18
EXTERIOR BODY	C-19	D-08
GALLEY	D-07	D-18
HEATING & A/C	D-17	D-20
INTERIOR FINISH	D-21	E-01
LABEL	E-02	E-10
LP		E-11
LOUNGE	E-12	E-13
SEALANTS & FASTENERS	E-14	E-18
WATER & SEWAGE	E-17	E-21
WINDOW, VENT AND EXTERIOR DOOR	E-22	F-19



## GALLEY GROUP



### GALLEY OVERHEAD CABINETS & COMPONENTS

## GALLEY GROUP (CONTINUED)

### GALLEY OVERHEAD CABINETS & COMPONENTS

KEY PART NUMBER	U/M DESCRIPTION
9 M04037-01-AE8	EA CABINET-PANTRY, W/O DOORS OR HARDWARE (AE6-AE7) FROM: 00-00-00 THRU: 01-07-90
9 M04037-01-AE8	EA CABINET-PANTRY, W/O DOORS OR HARDWARE (AE8) FROM: 00-00-00 THRU: 01-07-90
9 M04037-02-AE8	EA CABINET-PANTRY, W/O DOORS OR HARDWARE - CANADIAN (AE6-AE7) FROM: 01-00-00 THRU: 01-07-90
9 M04037-02-AE8	EA CABINET-PANTRY, W/O DOORS OR HARDWARE - CANADIAN (AE8) FROM: 00-00-00 THRU: 01-07-90
9 097700-01-AE8	EA CABINET-PANTRY, W/O DOORS, DRAWERS OR HARDWARE (AE6-AE7) FROM: 01-08-90 THRU: 99-99-99
9 097700-01-AE8	EA CABINET-PANTRY, W/O DOORS, DRAWERS OR HARDWARE (AE8) FROM: 01-08-90 THRU: 99-99-99
10 098339-34-AE8	EA DOOR-CABINET, W/O HARDWARE - 9' 8" X 33' 5" FROM: 00-00-00 THRU: 10-11-99
10 M88304 F7 Y12	EA DOOR-CABINET, W/O HARDWARE - 9' 8" X 33' 5" FROM: 10-12-99 THRU: 99-99-99
M88304-F4-Y10	EA DOOR-CABINET, OVER REFRIGERATOR W/O HARDWARE - 6' 4" X 16"
094188-02-Y12	EA DRAWER ASM. 7' 48" X 8' 77"

## 1990 ITASCA TABLE OF CONTENTS

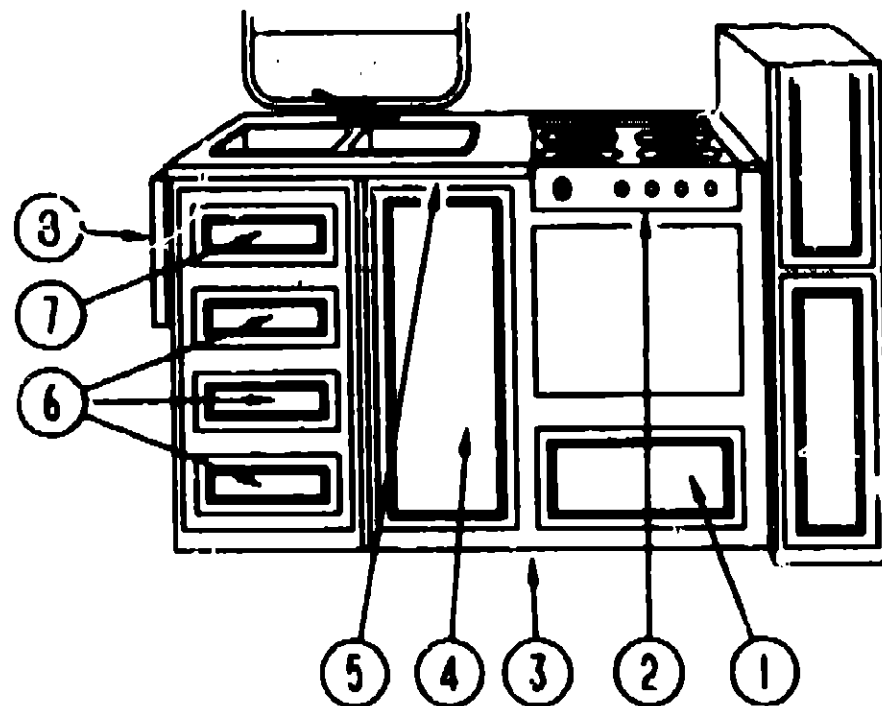
INTRODUCTION	A-01	A-02
ABBREVIATIONS		A-03
ALPHABETICAL INDEX	A-04	A-06
ICN36RQ	A-07	F-19

## 1990 ICN36RQ INDEX

FLOOR PLAN	A-07	A-08
ACCESSORIES	A-09	A-22
BATH	A-23	B-02
BEDROOM	B-03	B-08
CHASSIS	B-07	B-16
C C & PAD	B-17	C-02
DINETTE	C-03	C-06
DRIVERS	C-07	C-10
ELECTRICAL	C-11	C-18
EXTERIOR BODY	C-19	D-06
GALLEY	D-07	D-16
HEATING & AC	D-17	D-20
INTERIOR FINISH	D-21	E-01
LABEL	E-02	E-10
LP		E-11
LOUNGE	E-12	E-13
SEALANTS & FASTENERS	E-14	E-16
WATER & SEWAGE	E-17	E-21
WINDOW, VENT AND EXTERIOR DOOR	E-22	F-19

KEY PART NUMBER	U/M DESCRIPTION
1 092747 01 Y10	EA CAP ASM-END, OVERHEAD FROM: 00-00-00 THRU: 11-26-89
2 099092 01 AB8	EA CAP ASM-END, OVERHEAD FROM: 11-27-89 THRU: 99-99-99
2 M88304-84-X08	EA DOOR ASM-HARDWARE, 14' 37" X 21' 77" FROM: 00-00-00 THRU: 11-26-89
2 M88304-L4-AE8	EA DOOR ASM-HARDWARE 14' 37" X 18' 14" FROM: 11-27-89 THRU: 99-99-99
3 M92078-01-AE8	EA CABINET-OVERHEAD, SINK - W/O DOORS OR HARDWARE FROM: 00-00-00 THRU: 11-26-89
3 098923-01-AB8	EA CABINET-OVERHEAD, SINK - W/O DOORS OR HARDWARE FROM: 11-27-89 THRU: 99-99-99
4 092090 02 Y12	EA END CAP-CABINET, OVERHEAD - FRONT FROM: 00-00-00 THRU: 11-26-89
4 092090 03 AB8	EA END CAP-CABINET, OVERHEAD - FRONT FROM: 11-27-89 THRU: 01-01-90
4 092090 04 AB8	EA END CAP-CABINET, OVERHEAD - FRONT FROM: 01-02-90 THRU: 99-99-99
5 M88304-K8-AE1	EA DOOR-CABINET, W/O HARDWARE - 10' 8" X 14' 4" FROM: 11-27-89 THRU: 99-99-99
6 M88304-F4-AE8	EA DOOR-CABINET, W/O HARDWARE - 6' 4" X 16" FROM: 11-27-89 THRU: 99-99-99
7 M94787 02 AE8	EA CABINET-OVERHEAD, RANGE - W/O DOORS OR HARDWARE (ONE DOOR) FROM: 00-00-00 THRU: 11-26-89
7 M04092-03-AE8	EA CABINET-OVERHEAD, RANGE - W/O DOORS OR HARDWARE (THREE DOOR) FROM: 11-27-89 THRU: 99-99-99
7 094787-02-AB8 M88304-A9-X08	EA CABINET-OVERHEAD, USED W/MICROWAVE - W/O DOORS OR HARDWARE EA DOOR-CABINET, W/O HARDWARE 14' 37" X 21' 85" FROM: 00-00-00 THRU: 11-26-89
8 098983-05-01A	EA HOOD-RANGE, W/MONITOR PANEL - VENTLINE LED FROM: 00-00-00 THRU: 11-19-89
8 098983-09-01A	EA HOOD-RANGE, W/MONITOR PANEL - VENTLINE PNL FROM: 11-20-89 THRU: 99-99-99

**GALLEY GROUP (CONTINUED)**  
**GALLEY CABINETS & COMPONENTS CONT.**



KEY PART NUMBER	U/M DESCRIPTION
1 M98339-02-AE6	EA DOOR-CABINET, W/O HARDWARE - 21.85" X 15.94" FROM: 00-00-00 THRU: 11-26-89
1 M88304-L3-AE6	EA DOOR-CABINET, W/O HARDWARE - 9.8" X 21.8" FROM: 11-27-89 THRU: 99-99-99
2 055282-04-000	EA RANGE-4 BURNER, SMALL, ALMOND MCHEF BT16NA-4-5 FROM: 00-00-00 THRU: 11-26-89
2 098507-01-000	EA RANGE-4 BURNER, W/OVEH - MAGIC CHEF BT22NA - ALMOND W/BLACK DOOR FROM: 11-27-89 THRU: 99-99-99
3 M03989-03-AE6	EA CABINET-GALLEY, W/O DOORS OR HARDWARE (AE6, AE7) FROM: 07-01-89 THRU: 11-26-89
3 M03989-03-AE6	EA CABINET-GALLEY, W/O DOORS OR HARDWARE (AE6) FROM: 07-01-89 THRU: 11-26-89
3 M04098-02-AE6	EA CABINET-GALLEY, W/O DOORS OR HARDWARE, BLACK OVEN FROM: 11-27-89 THRU: 99-99-99
3 M04098-02-AE6	EA CABINET-GALLEY, W/O DOORS OR HARDWARE, BLACK OVEN (AE6) FROM: 11-27-89 THRU: 99-99-99
4 M98339-08-AE6	EA DOOR-CABINET, W/O HARDWARE - 14.37" X 33.48" FROM: 00-00-00 THRU: 11-26-89
4 M88304-95-X11	EA DOOR-CABINET, W/O HARDWARE - 14.37" X 28.77" FROM: 11-27-89 THRU: 99-99-99
5 098900-11-AE6	EA COUNTERTOP-GALLEY (AE6, AE7) FROM: 00-00-00 THRU: 11-26-89
5 098900-11-AE6	EA COUNTERTOP-GALLEY (AE6) FROM: 00-00-00 THRU: 11-26-89
5 098999-12-AE6	EA COUNTERTOP-GALLEY (AE6, AE7) FROM: 11-27-89 THRU: 99-99-99
5 098999-12-AE6	EA COUNTERTOP-GALLEY (AE6) FROM: 11-27-89 THRU: 99-99-99
6 M98780-05-AE6	EA DRAWER-CABINET, W/O HARDWARE - 13" X 15.2" (LOWER 3 DRAWERS) FROM: 11-27-89 THRU: 99-99-99
7 M98780-05-AE6	EA DRAWER-CABINET, W/O HARDWARE - 13" X 8.7" - TOP DRAWER FROM: 11-27-89 THRU: 99-99-99
M98339-05-AE6	EA DOOR-CABINET, W/O HARDWARE - 14.37" X 33.48" FROM: 00-00-00 THRU: 11-26-89
M82184-17-AE6	EA DRAWER ASM - 13.3" X 21.85" W/OCLIP - USED W/ HOTPLATE FROM: 00-00-00 THRU: 11-26-89
M82184-26-AE6	EA DRAWER ASM - USED W/ HOTPLATE FROM: 11-27-89 THRU: 99-99-99
8 080812-02-AE6	EA EXTENSION-COUNTERTOP, GALLEY - W/O HARDWARE - AE6/AE7 FROM: 00-00-00 THRU: 12-03-89
8 080812-02-AE6	EA EXTENSION-COUNTERTOP, GALLEY - W/O HARDWARE - AE6 FROM: 00-00-00 THRU: 12-03-89
8 080812-04-AE1	EA EXTENSION-COUNTERTOP, GALLEY - W/O HARDWARE - AE6/AE7 FROM: 12-04-89 THRU: 99-99-99
8 080812-04-AE3	EA EXTENSION-COUNTERTOP, GALLEY - W/O HARDWARE - AE6 FROM: 12-04-89 THRU: 99-99-99

**1990 ITASCA**  
**TABLE OF CONTENTS**

INTRODUCTION	A-01	A-02
ABBREVIATIONS		A-03
ALPHABETICAL INDEX	A-04	A-06
ICN36RQ	A-07	F-19

**1990 ICN36RQ INDEX**

FLOOR PLAN	A-07	A-08
ACCESSORIES	A-09	A-22
BATH	A-23	B-02
BEDROOM	B-03	B-06
CHASSIS	B-07	B-16
C C & PAD	B-17	C-02
DINETTE	C-03	C-06
DRIVERS	C-07	C-10
ELECTRICAL	C-11	C-18
EXTERIOR BODY	C-19	D-06
GALLEY	D-07	D-16
HEATING & A/C	D-17	D-20
INTERIOR FINISH	D-21	E-01
LABEL	E-02	E-10
LP		E-11
LOUNGE	E-12	E-13
SEALANTS & FASTENERS	E-14	E-16
WATER & SEWAGE	E-17	E-21
WINDOW VENT AND EXTERIOR DOOR	E-22	F-19

**GALLEY GROUP (CONTINUED)**

**GALLEY COMPONENTS MISCELLANEOUS**

KEY PART NUMBER	U/M DESCRIPTION	
098874-01-AE8	EA COVER ASM-SINK (AE6,AE7)	FROM: 00-00-00 THRU: 11-28-89
098874-01-AE8	EA COVER ASM-SINK (AE8)	FROM: 00-00-00 THRU: 11-28-89
098853-01-AB8	EA COVER-SINK (AE6,AE7)	FROM: 11-27-89 THRU: 99-99-99
098853-01-AB8	EA COVER-SINK (AE8)	FROM: 11-27-89 THRU: 99-99-99
093153-01-000	EA BOARD-CUTTING, MAPLE - 10.8" X 14.5"	
093528-01-000	EA SINK-DOUBLE, STAINLESS STEEL - 19" X 25"	
084952-01-000	EA FAUCET-GALLEY	
091303-01-000	EA STRAINER-SINK	
091208-01-000	EA WASHER-RUBBER, 08" X 7.5" X .5"	
091255-01-000	FT SEAL-ADHESIVE BACKED FOAM, 1.2" X .18"	
100081-01-01A	EA TRAY-SILVERWARE, ALMOND - RUBBERMAID	
068334-01-000	EA WASTEBASKET-9 3/4" X 7" X 10", WHITE - RUBBERMAID	
093805-01-01A	EA RACK-TOWEL, WIRE - ALMOND	
066516-03-000	EA BRACKET-REAR TIEDOWN, RANGE WOVEN	
093238-01-Y12	EA HOLDER-KNIFE, COUNTERTOP - OAK	
093282-01-000	EA BONNET-KNIFE HOLDER, UNDER COUNTER - METAL	
098335-02-AB6	EA RAIL-GALLEY, 75" X 22 3/4"	
091890-03-000	EA BRACKET - TIEDOWN, STOVE - RIGHT HAND	
091890-04-000	EA BRACKET - TIEDOWN, STOVE - LEFT HAND	

**MICROWAVE OVEN OPTION**

KEY PART NUMBER	U/M DESCRIPTION	
091289-06-000	EA OVEN-MICROWAVE, MAGIC CHEF M15E-10PB	
091289-03-000	EA OVEN-MICROWAVE, W/ BROWNING OVEN - M/CHEF M16-10PB	
094745-01-01A	EA TRIM-MICROWAVE, LOWER - BLACK	
094774-01-01A	EA TRIM-MICROWAVE, EITHER SIDE - BLACK	FROM: 00-00-00 THRU: 05-27-90
094774-03-01A	EA TRIM-MICROWAVE, EITHER SIDE - BLACK	FROM: 05-28-90 THRU: 99-99-99
094750-01-000	EA BRACKET-MICROWAVE, 90 DEGREE	
091289-03-000	EA OVEN-MICROWAVE, W/ BROWNING OVEN - M/CHEF M16-10PB	
091289-03-701	EA PLATE-CERAMIC, 9.5" - ROUND - MAGIC CHEF 248-0005	
091289-03-702	EA CLIP-OVEN SHELF, WHITE - MAGIC CHEF 201-0044	
091289-03-703	EA CLIP-OVEN SHELF, BLACK - MAGIC CHEF 201-0031	
094745-01-01A	EA TRIM-MICROWAVE, LOWER - BLACK	
094774-01-01A	EA TRIM-MICROWAVE, EITHER SIDE - BLACK	FROM: 00-00-00 THRU: 05-27-90
094774-03-01A	EA TRIM-MICROWAVE, EITHER SIDE - BLACK	FROM: 05-28-90 THRU: 99-99-99
093744-03-000	EA BRACKET-TIEDOWN, STOVE - FRONT	
093744-04-000	EA BRACKET-TIEDOWN, STOVE - REAR	
094750-01-000	EA BRACKET-MICROWAVE, 90 DEGREE	

**GALLEY GROUP (CONTINUED)**

**RANGE TOP**

KEY PART NUMBER	U/M DESCRIPTION	
081374-03-000	EA RANGE-4 BURNER, W/O OVEN - ALMOND - MAGIC CHEF BT85NA-4	FROM: 00-00-00 THRU: 07-29-90
084782-02-715	EA CLIP-GRATE, MAGIC CHEF 413-00015	
081374-03-704	EA REGULATOR-PRESSURE, MAGIC CHEF 7510P032-60	
048045-01-703	EA VALVE-TOP BURNER, MAGIC CHEF 697-584	
084782-02-700	EA TOP-MAIN-ALMOND-4BURNER	
084782-02-714	EA FITTING-PIPE NIPPLE, 1/8" - MAGIC CHEF 863-1	
098507-01-701	EA TOP-MAIN, ALMOND - MAGIC CHEF 2001F057-74	
081374-03-700	EA TRIM-CAB, REAR - ALMOND - MAGIC CHEF 3808F016-74	
081374-01-703	EA TRIM TOP REAR	
081374-03-704	EA REGULATOR-PRESSURE, MAGIC CHEF 7510P032-60	
081374-03-705	EA TRIM-BACK, ALMOND - MAGIC CHEF 3808F009-74	
081374-01-000	EA RANGE-4 BURNER, W/O OVEN - ALMOND - MAGIC CHEF BT85NA-4	FROM: 07-30-90 THRU: 08-12-90
091374-01-700	EA TRIM-CAB TOP RIGHT, BLACK - MAGIC CHEF 3808F015-70	
081374-01-701	EA TRIM-CAB TOP LEFT, BLACK - MAGIC CHEF 3808F016-70	
081374-01-702	EA PANEL-MANIFOLD WARM, BLACK - MAGIC CHEF 52-20712-5X	
081374-01-703	EA TRIM-TOP REAR, MAGIC CHEF 52-10354-3	
081374-01-704	EA GUARD-FABRIC, MAGIC CHEF 50-11-888-2	
102019-01-09A	EA RANGE TOP-4 BURNER, ALMOND - MAGIC CHEF BT85RA-4	FROM: 08-13-90 THRU: 99-99-99
102020-01-701	EA HANDLE, DOOR	
102020-01-702	EA PANEL, MANIFOLD	
102022-01-700	EA PANEL, DOOR (BLACK) SPEC 49	
102020-01-700	EA SHELF-OVEN	
102020-01-705	EA TRIM(LEFT)	
102022-01-701	EA TRIM(LEFT)	
102020-01-708	EA BURNER ASSEMBLY (OVEN)	
102020-01-709	EA BUMPER, GRATE	
102020-01-711	EA GRATE, TOP	
102020-01-712	EA KNOB, BURNER VALVE	
102020-01-713	EA KNOB, THERMOSTAT	
102020-01-714	EA PILOT, OVEN	
102022-01-702	EA PIPE, MANIFOLD	
102022-01-703	EA REGULATOR, PRESSURE	
102020-01-717	EA THERMOSTAT	
102020-01-719	EA TOP, MAIN (BLACK)	
102020-01-720	EA VALVE, MERCURY CONTROL	
102020-01-721	EA VALVE, SHUT-OFF	
102020-01-722	EA VALVE, TOP BURNER	
102020-01-723	EA PILOT, BURNER	
102020-01-724	EA BUMPER, MAIN TOP	

**CANADIAN**

KEY PART NUMBER	U/M DESCRIPTION
096983-10-01A	EA HOOD-RANGE, W/MONITOR PANEL - VENTLINE TCS 4003SAC
096983-10-701	EA BEZEL-SWITCH LEVER, CABLE TO VENT - VENTLINE 1997
092898-01-701	EA KNOB-LEVER, CABLE - PLASTIC - BLACK - VENTLINE CC225
092898-01-702	EA RESISTER-WIRE, VENTLINE L7314
092898-01-709	EA BULB-912, VENTLINE VA415
092898-01-710	EA SOCKET-LIGHT, VENTLINE CB287-2
096983-01-708	EA LENS-LAMP, VENTLINE CC179
096983-01-709	EA SWITCH-LEVER, W/CABLE - VENTLINE CB547-4
090973-01-702	EA BLADE-FAN, LVS VA183-1
096983-01-707	EA FILTER-GREASE, 8" X 8" - LVS CC246
100258-04-700	EA CIRCUIT BOARD, VENTLINE 5037
100258-08-701	EA SWITCH-FAN, 2 SPEED - VENTLINE 122
096983-01-703	EA SWITCH-ON/OFF - JENSEN 115
096983-01-702	EA SWITCH-TWO WAY MOMENTARY, VENTLINE 112
100258-10-01A	EA METER-HOUR, VENTLINE 150
090973-01-700	EA MOTOR - LVS CA508-1
096983-01700	EA SWITCH - ON - OFF
096983-01-701	EA SWITCH - MOMENTARY ONE WAY
096983-10-700	EA PANEL ASM. - 1998

**1990 ITASCA  
TABLE OF CONTENTS**

INTRODUCTION	A-01 - A-02
ABBREVIATIONS	A-03
ALPHABETICAL INDEX	A-04 - A-06
ICN36RQ	A-07 - F-19

**1990 ICN36RQ INDEX**

FLOOR PLAN	A-07 - A-08
ACCESSORIES	A-09 - A-22
BATH	A-23 - B-02
BEDROOM	B-03 - B-08
CHASSIS	B-07 - B-16
C C & PAD	B-17 - C-02
DINETTE	C-03 - C-06
DRIVERS	C-07 - C-10
ELECTRICAL	C-11 - C-18
EXTERIOR BODY	C-19 - D-06
GALLEY	D-07 - D-16
HEATING & A/C	D-17 - D-20
INTERIOR FINISH	D-21 - E-01
LABEL	E-02 - E-10
LP	E-11
LOUNGE	E-12 - E-13
SEALANTS & FASTENERS	E-14 - E-18
WATER & SEWAGE	E-17 - E-21
WINDOW, VENT AND	
EXTERIOR DOOR	E-22 - F-19

**GALLEY GROUP (CONTINUED)**

**RANGE**

KEY PART NUMBER	U/M DESCRIPTION
086280-04-000	EA COVER-BI-FOLD, RANGE - ALMOND - MAGIC CHEF# KL18A-1 FROM: 00-00-00 THRU: 12-11-89
086280-03-000	EA COVER-BIFOLD, RANGE - ALMOND - MAGIC CHEF# KL22A-1 FROM: 12-12-89 THRU: 99-99-99
055282-04-000	EA RANGE-4 BURNER, WOVEN - MAGIC CHEF BT18NA - ALMOND FROM: 00-00-00 THRU: 11-12-89
055282-04-700	EA PANEL-OVEN DOOR, ALMOND - MAGIC CHEF 50-26577-2A
055282-03-708	EA BUMPER-MAIN TOP, PLASTIC PLUG - MAGIC CHEF 744-178
049045-01-742	EA BURNER ASM-OVEN, MAGIC CHEF 50-20218
084782-02-715	EA CLIP-GRATE, MAGIC CHEF 413-00015
055282-03-702	EA KNOB-THERMOSTAT, MAGIC CHEF 50-20281
081374-02-701	EA REGULATOR-PRESSURE, MAGIC CHEF 978-27
055282-03-700	EA THERMOSTAT, MAGIC CHEF 993-476
049045-01-703	EA VALVE-TOP BURNER, MAGIC CHEF 997-584
084782-02-705	EA HANDLE-OVEN DOOR, BLACK - MAGIC CHEF 50-25104
049045-01-728	EA BROILER PAN W/O INSERT, MAGIC CHEF 50-22114-2
098507-02-700	EA FILTER-PILOT, MAGIC CHEF 735-128
098507-02-701	EA INSERT-BURNER (SLOTTED VENT), MAGIC CHEF 7214P015-80
084782-02-701	EA SHIELD-DEFLECTOR FLUE, BLACK - MAGIC CHEF 50-25039-1
049045-01-741	EA INSERT-BROILER PAN, MAGIC CHEF 5022119-1 OR 2
084782-02-710	EA BRACKET-FRONT GLASS, MAGIC CHEF 58-82097
084782-02-712	EA GRATE-TOP BURNER, SQUARE HOLES - MAGIC CHEF 50-2543
084782-02-714	EA FITTING-PIPE NIPPLE, 1/8" - MAGIC CHEF 883-1
098507-01-701	EA TOP-MAIN, ALMOND - MAGIC CHEF 2001F057-74
084782-02-708	EA VALVE-MERCURY CONTROL, MAGIC CHEF 999-828
098507-02-707	EA TOP-MAIN, EBONY - MAGIC CHEF 2001F057-70
098507-01-000	EA RANGE-4BURNER, W/ALMOND DOOR - MAGIC CHEF FROM: 11-13-89 THRU: 99-99-99
098507-01-700	EA PANEL-OVEN DOOR-ALMOND, MAGIC CHEF 2401F075-74
098507-01-701	EA TOP-MAIN, ALMOND - MAGIC CHEF 2001F057-74
052583-01-704	EA KNOB-BURNER
055282-03-702	EA KNOB-THERMOSTAT, MAGIC CHEF 50-20281
084782-02-712	EA GRATE-TOP BURNER, SQUARE HOLES - MAGIC CHEF 50-2543
084782-02-715	EA CLIP-GRATE, MAGIC CHEF 413-00015
084782-02-705	EA HANDLE-OVEN DOOR, BLACK - MAGIC CHEF 50-25104
081374-02-701	EA REGULATOR-PHESSURE, MAGIC CHEF 978-27
055282-03-700	EA THERMOSTAT, MAGIC CHEF 993-476
049045-01-703	EA VALVE-TOP BURNER, MAGIC CHEF 997-584
049045-01-728	EA BROILER PAN W/O INSERT, MAGIC CHEF 50-22114-2
049045-01-741	EA INSERT-BROILER PAN, MAGIC CHEF 5022119-1 OR 2
049045-01-712	EA KNOB-BURNER FR BT18GS4/22GS
084782-02-714	EA FITTING-PIPE NIPPLE, 1/8" - MAGIC CHEF 883-1
084782-02-708	EA VALVE-MERCURY CONTROL, MAGIC CHEF 999-828
084782-02-713	EA GAS REGULATOR - MAGIC CHEF 078-11

**GALLEY GROUP (CONTINUED)**

**RANGE HOOD**

KEY PART NUMBER	U/M DESCRIPTION
096983-09-01A	EA HOOD-RANGE, W/MONITOR PANEL - VENTLINE TCS 4003SAD
100258-04-700	EA CIRCUIT BOARD - VENTLINE 5037
096983-09-700	EA BEZEL-SWITCH LEVER, CABLE TO VENT - VENTLINE CC116
096983-01-709	EA SWITCH-LEVER, W/CABLE - VENTLINE CB547-4
092698-01-701	EA KNOB-LEVER, CABLE - PLASTIC - BLACK - VENTLINE CC225
092698-01-702	EA RESISTER-WIRE, VENTLINE L7314
092698-01-709	EA BULB-912, LVS VA415
092698-01-710	EA SOCKET-LIGHT, LVS CB287-2
096983-01-708	EA LENS-LAMP, VENTLINE CC179
090973-01-702	EA BLADE-FAN, LVS VA183-1
096983-01-707	EA FILTER-GREASE, 8" X 8" - LVS CC248
096983-01-703	EA SWITCH-ON/OFF - JENSEN 115
096983-01-702	EA SWITCH-TWO WAY MOMENTARY, VENTLINE 117
100258-10-01A	EA METER-HOUR, VENTLINE 150
090973-01-700	EA MOTOR - LVS CA508-1
096983-09-701	EA CONTROL PANEL ASM.
096983-01-700	EA SWITCH - ON - OFF
096983-01-701	EA SWITCH - MOMENTARY, ONE WAY
096983-03-01A	EA HOOD-RANGE W/MONITOR PNL,LED ALMOND
096983-03-700	EA METAL FACE PLATE SCREENED
096983-03-710	EA CONTROL PANEL ASM.

**1990 ITASCA  
TABLE OF CONTENTS**

INTRODUCTION	A-01	A-02
ABBREVIATIONS		A-03
ALPHABETICAL INDEX	A-04	A-06
ICN36RQ	A-07	F-19

**1990 ICN36RQ INDEX**

FLOOR PLAN	A-07	A-08
ACCESSORIES	A-09	A-22
BATH	A-23	B-02
BEDROOM	B-03	B-06
CHASSIS	B-07	B-16
C C & PAD	B-17	C-02
DINETTE	C-03	C-08
DRIVERS	C-07	C-10
ELECTRICAL	C-11	C-18
EXTERIOR BODY	C-19	D-06
GALLEY	D-07	D-16
HEATING & A/C	D-17	D-20
INTERIOR FINISH	D-21	E-01
LABEL	E-02	E-10
LP		E-11
LOUNGE	E-12	E-13
SEALANTS & FASTENERS	E-14	E-18
WATER & SEWAGE	E-17	E-21
WINDOW, VENT AND		
EXTERIOR DOOR	E-22	F-19

**GALLEY GROUP (CONTINUED)**  
REFRIGERATOR & COMPONENTS (STANDARD)

KEY PART NUMBER	U/M DESCRIPTION
094039-05-000	EA REFRIGERATOR 2-WAY, LARGE DOUBLE DOOR - NORCOLD #6142
084880-03-701	EA COOLING UNIT (HORIZ BURNER) - NORCOLD 61687337
084880-03-700	EA FLUE (HORIZONTAL) BURNER - NORCOLD 616181
088248-01-709	EA HEATER-AC, (HORIZONTAL) - NORCOLD# 615627
075217-01-737	EA CONTROL MODULE, NORCOLD# 61525022
094039-04-702	EA POWER SUPPLY (2 WAY) - NORCOLD 61647422
094039-04-701	EA EYEBROW (SHELL) 2 WAY - NORCOLD 61689822
084473-03-715	EA KNOB-THERMOSTAT, NORCOLD 616117
084473-03-714	EA KNOB-MODE SELECTOR, NORCOLD 616118
094039-04-700	EA PC BOARD (2 WAY)
094039-01-738	EA MANUAL SHUT-OFF HARPER WYMAN
084880-01-713	EA CONNECTOR-MALE, INLET FITTING - NORCOLD# 615258
074473-03-703	EA TUBE-BURNER, NORCOLD 616055
084473-01-702	EA ORIFICE-NORCOLD 614521
088248-01-708	EA BURNER-HORIZONTAL, NORCOLD 615881
088248-01-708	EA ELECTRODE-IGNITION, (HORIZONTAL) - NORCOLD# 615732
088248-01-712	EA FRAME-DOOR, LOWER - BROWN - NORCOLD 615578
084880-01-733	EA DAIRY KEEPER - NORCOLD 615804
084472-02-716	EA TRIM-CABINET, TOP - BROWN - NORCOLD# 613614
094039-01-723	EA HINGE BRACKET, TOP RH-BTM LH BLK - NORCOLD 61580838
048955-01-713	EA PIN-HINGE, NORCOLD# 611148
094039-01-708	EA UPPER DOOR HANDLE ASSY. (BLK)
094039-01-708	EA UPPER DOOR LINER (WHITE) BLK - NORCOLD 61581838-B
084472-03-700	EA PIN-HINGE, BOTTOM - NORCOLD 615507
054450-01-000	EA LEVEL-REFRIGERATOR
084073-01-000	EA COVER-ROOF VENT, NORCOLD REFRIGERATOR - BEIGE
084073-04-000	EA BASE-ROOF VENT, NORCOLD REFRIGERATOR - BLACK
084073-04-000	EA BASE-ROOF VENT, NORCOLD REFRIGERATOR - BLACK

**REFRIGERATOR-NORCOLD, 2 WAY - WACE MAKER**

KEY PART NUMBER	U/M DESCRIPTION
052954-01-000	EA ADAPTER-NOSE CONE, 3/8" OR 1/2" TUBING - PLASTIC - GRAY
077054-01-000	EA VALVE-PLASTIC, 1/2M X 1/2M, 1/4COMP
091208-01-000	EA WASHER-RUBBER, .06" X .75" X .5"
058708-01-000	EA RECEPTACLE-ELECTRIC, DOUBLE - BROWN
094039-08-000	EA REFRIGERATOR-NORCOLD, 2 WAY - WACE MAKER & DOUBLE DOOR
084880-03-701	EA COOLING UNIT (HORIZ BURNER) - NORCOLD 61687337
084880-03-700	EA FLUE(HORIZONTAL) BURNER - NORCOLD 616181
088248-01-709	EA HEATER-AC, (HORIZONTAL) - NORCOLD# 615627
075217-01-737	EA CONTROL MODULE, NORCOLD# 61525022
094039-04-702	EA POWER SUPPLY (2 WAY) - NORCOLD 61647422
094039-04-701	EA EYEBROW (SHELL) 2 WAY - NORCOLD 61689822
094039-04-700	EA PC BOARD-2 WAY, NORCOLD# 61647322
084880-01-715	EA VALVE-SHUT OFF, MANUAL - NORCOLD# 61897922
084880-01-713	EA CONNECTOR-MALE, INLET FITTING - NORCOLD# 615258
084473-01-702	EA ORIFICE-NORCOLD 614521
088248-01-708	EA BURNER-HORIZONTAL, NORCOLD 615881
088248-01-708	EA ELECTRODE-IGNITION, (HORIZONTAL) - NORCOLD# 615732
088248-01-712	EA FRAME-DOOR, LOWER - BROWN - NORCOLD 615578
084880-01-733	EA DAIRY KEEPER - NORCOLD 615804
084472-02-716	EA TRIM-CABINET, TOP - BROWN - NORCOLD# 613614
048955-01-713	EA PIN-HINGE, NORCOLD# 611148
084472-03-700	EA PIN-HINGE, BOTTOM - NORCOLD 615507
084472-01-727	EA HINGE-UPPER RIGHT, NORCOLD 613528
094039-01-707	EA UPPER DOOR HANDLE ASSY(BRN) - NORCOLD 61650037
094039-01-706	EA UPPER DOOR LINER (WHITE) BRN - NORCOLD 61581837-B
084880-01-735	EA HINGE BRKT, TOP LH-BTM RH BRN - NORCOLD 61580937
084880-01-722	EA CRISPER COVER - NORCOLD 615841
094039-01-731	EA CRISPER (GRAY) SILVER TRIM - NORCOLD 61571380
084472-01-726	EA FRAME STRIP-CABINET, LEFT - NORCOLD 613820-32
094039-01-720	EA CAB ASSEMBLY (BRN FRAME/WHIT LINER) - NORCOLD# 616632
094880-01-748	EA CABLE, NORCOLD 61571522

**GALLEY GROUP (CONTINUED)**  
REFRIGERATOR-NORCOLD, 2 WAY - WACE MAKER CONT

KEY PART NUMBER	U/M DESCRIPTION
084890-01-731	EA HINGE PIN, NORCOLD 61578123
084880-01-744	EA HINGE PIN SHAFT (CTR HINGE), NORCOLD 61566723
084880-01-728	EA HINGE BRACKET (CTR HINGE), NORCOLD 61566523
084880-01-749	EA HINGE BUSHING - NORCOLD 615807
088248-01-707	EA ELECTRODE-SENSOR, (HORIZONTAL), NORCOLD# 61573322
094039-01-702	EA GASKET (GRAY) UPPER - NORCOLD 61567830
094039-01-713	EA DOOR GASKET (LOWER) GRAY - NORCOLD 61568030
094039-01-705	EA UPPER DOOR LINER (WHITE) BRN - NORCOLD 61581837-B
094039-01-714	EA LOWER DOOR LINER (BRN/WHIT) - NORCOLD# 61581737-B
094039-01-715	EA LOWER DOOR LINER (BLK/WHIT) - NORCOLD 61581738-B
094039-01-716	EA LOWER DOOR HANDLE ASSY (BRN) - NORCOLD# 61649937
094039-01-717	EA LOWER DOOR HANDLE ASSY (BLK) - NORCOLD 61649838
084880-01-718	EA VALVE-GAS, NORCOLD 61551822
084880-03-705	EA BRACKET F/INT. REFRIG LIGHT - NORCOLD 61629722
084880-03-708	EA LAMP (BULB) - NORCOLD 61628822
084880-01-738	EA SWITCH-LIGHT, BLACK - NORCOLD# 61581022
075217-01-738	EA SWITCH-HUMIDITY, NORCOLD 61525822
084880-01-732	EA LATCH, NORCOLD 61578522
084880-01-700	EA LOWER FLANGE 888386683, NORCOLD 61622123
094039-01-732	EA FRONT COVER(BLK) BTM TRIM - NORCOLD 61622130
094039-01-712	EA DOOR BIN (GRAY) SILVER BORDER - NORCOLD 61584080
094039-01-718	EA MILK BIN (GRAY) W/SILVER TRIM - NORCOLD 61579480
084880-01-718	EA PLUG-INSTALLATION, BROWN - NORCOLD 615797
094039-01-740	EA PLUG-INSTALLATION, BLACK - NORCOLD 61579730
084880-01-747	EA PLUG-HOLE, NORCOLD 61582022
094039-01-722	EA HOLE PLUG (BLK) HINGE HOLES - NORCOLD 61582030
094039-01-711	EA JUICE RACK (GRAY) W/SILVER TRM - NORCOLD 61580540
084472-01-749	EA PLUG-1/8", NORCOLD# 614453
084472-02-733	EA FRAME CAP-LOWER DOOR, TOP - NORCOLD 615580
088248-01-711	EA FRAME-DOOR, UPPER - BROWN - NORCOLD 615575
075217-01-734	EA FUSE-3 AMP, NORCOLD# 61538822
084880-03-707	EA COVER F/LAMP OR BULB - NORCOLD 61627922
094039-01-733	EA WIRE SHELF (MIDDLE) - NORCOLD 61563822
094039-01-734	EA WIRE SHELF (TOP) W/RISE - NORCOLD 61563722
094039-01-703	EA PLATE-HINGE, LH - BROWN - NORCOLD 61631422
094039-01-704	EA HINGE PLATE (BLK) L.H. - NORCOLD 61631430
094039-01-709	EA PLATE-HINGE, TOP RH - LH BOTTOM - BROWN - NORCOLD 61
094039-01-710	EA HINGE PLATE (BLK) RHTOP LH BTM - NORCOLD 61631330
094039-07-700	EA ICE MAKER, NORCOLD 61684937
094039-07-701	EA BIN-ICE CUBE, NORCOLD 61688322
094039-07-702	EA SHELF-WIRE, FREEZER - TALL - NORCOLD 61667722
094039-07-703	EA SHELF-WIRE, FREEZER - SHORT - NORCOLD 61674122
094039-01-741	EA TRAY-SHELF, PLASTIC - GRAY - NORCOLD 61680922
094039-07-704	EA VALVE-WATER FILL, NORCOLD 61657022 GALLEY GROUP (CONTINUED)

**1990 ITASCA**  
**TABLE OF CONTENTS**

INTRODUCTION	A-01	A-02
ABBREVIATIONS		A-03
ALPHABETICAL INDEX	A-04	A-06
ICN36RQ	A-07	F-19

**1990 ICN36RQ INDEX**

FLOOR PLAN	A-07	A-08
ACCESSORIES	A-09	A-22
BATH	A-23	B-02
BEDROOM	B-03	B-06
CHASSIS	B-07	B-16
C C & PAD	B-17	C-02
DINETTE	C-03	C-06
DRIVERS	C-07	C-10
ELECTRICAL	C-11	C-18
EXTERIOR BODY	C-19	D-06
GALLEY	D-07	D-16
HEATING & A/C	D-17	D-20
INTERIOR FINISH	D-21	E-01
LABEL	E-02	E-10
LP		E-11
LOUNGE	E-12	E-13
SEALANTS & FASTENERS	E-14	E-16
WATER & SEWAGE	E-17	E-21
WINDOW, VENT AND		
EXTERIOR DOOR	E-22	F-19

HEATING & AIR CONDITIONING GROUP  
CONTROL & PLENUM

KEY	PART NUMBER	U/M DESCRIPTION
	091902-02-000	EA CONTROL/PLENUM ASM-ARA# 0508214 FROM: 00-00-00 THRU: 11-22-89
	091902-02-700	EA ROD, A/C-HEAT DOOR, ARA 0321485
	091902-02-701	EA TRANSITION ASSEM. HI-TEMP, ARA 0766498
	091902-02-702	EA BRACKET, PLENUM MOUNT, ARA 0321501
	091902-02-703	EA GRILLE, ARA 0483184
	091902-01-700	EA DOOR, DEFROST/HEAT, ARA 0320579
	088227-01-711	EA CRANK, MIXING DOOR, ARA 0320480
	091902-01-701	EA MOTOR, VACUUM, ARA 1120042
	072341-01-708	EA SERVO-VACUUM CONTROL, ARA 1120040
	072341-01-710	EA CONTROL HEAD ASM W/O DECAL, ARA 0884970
	072341-01-722	EA DECAL-ONLY F/CONTROL HEAD, ARA 1900101
	072341-01-712	EA SWITCH-VACUUM, ARA 1298539
	091902-01-705	EA HARNESS & SOCKET JUMPER, ARA 0884635
	091902-01-708	EA CABLE, BOWDEN, ARA 0483152
	091902-01-707	EA HARNESS, WIRE, ARA 0885623
	091902-01-708	EA HARNESS, VACUUM, ARA 1000555
	077052-01-701	EA RELAY, ARA 1331142
	072341-08-700	EA RESERVOIR-VACUUM, ARA 1701039
	091902-01-709	EA GRILLE RETURN AIR, ARA 1701058
	091902-03-000	EA CONTROL/PLENUM ASM-ARA# 0508350 FROM: 11-23-89 THRU: 99-99-99
	072341-08-700	EA SWITCH-4 SPEED, FAN - ARA 0883502
	091902-02-700	EA ROD, A/C-HEAT DOOR, ARA 0321485
	091902-02-701	EA TRANSITION ASSEM. HI-TEMP, ARA 0766498
	091902-02-702	EA BRACKET, PLENUM MOUNT, ARA 0321501
	091902-02-703	EA GRILLE, ARA 0483184
	091902-01-700	EA DOOR, DEFROST/HEAT, ARA 0320579
	088227-01-711	EA CRANK, MIXING DOOR, ARA 0320480
	091902-01-701	EA MOTOR, VACUUM, ARA 1120042
	072341-01-708	EA SERVO-VACUUM CONTROL, ARA 1120040
	072341-01-710	EA CONTROL HEAD ASM W/O DECAL, ARA 0884970
	072341-01-722	EA DECAL-ONLY F/CONTROL HEAD, ARA 1900101
	072341-01-712	EA SWITCH-VACUUM, ARA 1298539
	091902-01-705	EA HARNESS & SOCKET JUMPER, ARA 0884635
	091902-01-708	EA CABLE, BOWDEN, ARA 0483152
	091902-01-707	EA HARNESS, WIRE, ARA 0885623
	091902-01-708	EA HARNESS, VACUUM, ARA 1000555
	077052-01-701	EA RELAY, ARA 1331142
	072341-08-700	EA RESERVOIR-VACUUM, ARA 1701039
	091902-01-709	EA GRILLE RETURN AIR, ARA 1701058

HEATING & AIR CONDITIONING GROUP (CONTINUED)  
AUTO A/C COMPONENTS ADDED TO BOTH FORD & CHEVY CHASSIS

KEY	PART NUMBER	U/M DESCRIPTION
	000G11-08-088	EA SCREW, 8-18 X 1/2 PPH - ZN
	007076-01-000	FT HOSE-FLEXIBLE PVC - 2" ID
	007108-01-000	FT HOSE-HEATER, 5/8" ID
	007281-01-000	EA HOSE-FLEXIBLE PVC, 2.5" ID X 50'
	007281-01-700	FT HOSE-FLEXIBLE PVC, 2.5" ID
	024990-01-000	EA OUTLET-DEFROSTER, WITH SWIVEL - 2" - TAN
	062401-04-000	EA CLAMP-HOSE, WORMGEAR 69" - 1 25"

A/C EVAPORATOR

KEY	PART NUMBER	U/M DESCRIPTION
	088227-02-000	EA EVAPORATOR-A/C, ARA 0508213
	088227-02-701	EA BRACKET-BOWDEN CABLE MOUNTING, ARA 0409417
	088227-02-702	EA DOOR ASM., F.A./RECYCLING - ARA 0321330
	088227-02-703	EA SUCTION HOSE #10, ARA 0986712
	088227-02-705	EA HOSE, LIQUID, ARA 0986713
	088227-01-700	EA DOOR ASSEMBLY, ARA 0320518
	088227-01-701	EA CRANK-MIX, ROUND DOOR - ARA 0318225
	088227-01-703	EA EVAPORATOR, CORE, ARA 0560571
	088227-01-704	EA VALVE, EXPANSION BLOCK, ARA 1297022
	088227-01-707	EA RESISTOR, FUSED A/C, ARA 0885515
	088227-01-708	EA MOTOR BLOWER, ARA 1120060
	088227-01-709	EA WHEEL REQUIRED BALANCING, ARA 0252084
	088227-01-711	EA CRANK, MIXING DOOR, ARA 0320480
	077052-01-700	EA COIL, EVAPORATOR, ARA 0560458
	072342-03-709	EA O-RING, #10 - ARA 0059577
	072342-03-707	EA O-RING, #8 - ARA 0059805
	072341-01-708	EA SERVO-VACUUM CONTROL, ARA 1120040
	075789-01-718	EA O-RING-A/TROQUIP FITTING, ARA 0543513
	086782-02-705	EA PIN, RETAINER, ARA 1701767
	072341-01-707	EA THERMOSTAT, ARA 1247312
	088227-02-705	EA HOSE, LIQUID, ARA 0986713

REAR HEATER

KEY	PART NUMBER	U/M DESCRIPTION
	009198-01-000	FT DUCT-HEAT, FLEXIBLE - 4" ID
	009200-01-000	EA TAPE-FURNACE, 1 1/2"
	023148-01-000	EA CLAMP-SCREW TYPE - 4"
	069638-02-000	EA CONNECTOR-DUCT, 4" ID
	000G87-10-128	EA SCREW, 10-12 X 3/4 PPH - ZN
	007108-02-000	FT HOSE-HEATER, 3/4" ID
	007109-01-000	FT HOSE-HEATER, 5/8" ID
	008042-01-000	FT TUBING-VINYL, 65" ID
	056484-05-000	EA REGISTER-PLASTIC W/O DAMPER - 4" DIAMETER - GOLDEN
	062401-01-000	EA CLAMP-HOSE, WORMGEAR 25" - 1"
	079059-01-000	EA HOSE-90 DEGREE, 61" ID X 4" X 36"
	079059-02-000	EA HOSE-90 DEGREE, 61" ID X 4" X 8"
	083081-01-000	EA HOSE-FORMED, 90 DEGREES
	084405-01-000	EA HEATER ASM-REAR, DUCTED - W/MOTOR AID - EVANS
	084405-01-700	EA HEATER CORE-EVANS# FT200229
	084405-01-701	EA FAN BLADES-EVANS# HV029931
	084405-01-702	EA MOTOR ASM-12 V, EVANS# 200146
	088753-01-000	FT TUBE-ALUMINIZED STEEL, 5/8" - 18 GAUGE
	040731-01-000	EA NIPPLE-INLET MANIFOLD, 0.11-3878094
	081673-01-000	EA BRACKET-MOTOR AID TUBES, 4" X 1 5" - STEEL
	062401-01-000	EA CLAMP-HOSE, WORMGEAR 25" - 1"
	062401-04-000	EA CLAMP-HOSE, WORMGEAR 69" - 1 25"
	071015-13-000	EA GROMMET-5/8" ID, FITS .09" MATERIAL, RUBBER
	073194-02-000	EA CLAMP-HOSE, WORMGEAR 1 28" - 1 97"
	080179-01-000	EA BRACKET-SUPPORT, HEATER HOSE - IN ENGINE COMPARTMENT
	088753-01-000	FT TUBE-ALUMINIZED STEEL, 5/8" - 18 GAUGE

1990 ITASCA  
TABLE OF CONTENTS

INTRODUCTION	A-01	A-02
ABBREVIATIONS		A-03
ALPHABETICAL INDEX	A-04	A-08
ICN36RQ	A-07	F-19

1990 ICN36RQ INDEX

FLOOR PLAN	A-07	A-08
ACCESSORIES	A-09	A-22
BATH	A-23	B-02
BEDROOM	B-03	B-08
CHASSIS	B-07	B-16
C C & PAD	B-17	C-02
DINETTE	C-03	C-06
DRIVERS	C-07	C-10
ELECTRICAL	C-11	C-18
EXTERIOR BODY	C-19	D-06
GALLEY	D-07	D-16
HEATING & A/C	D-17	D-20
INTERIOR FINISH	D-21	E-01
LABEL	E-02	E-10
LP		E-11
LOUNGE	E-12	E-13
SEALANTS & FASTENERS	E-14	E-18
WATER & SEWAGE	E-17	E-21
WINDOW, VENT AND		
EXTERIOR DOOR	E-22	F-19



HEATING & AIR CONDITIONING GROUP (CONTINUED)

SUBURBAN FURNACE & WALL THERMOSTAT

KEY	PART NUMBER	U/M DESCRIPTION
	093385-01-000	EA THERMOSTAT-WALL, FURNACE - SUBURBAN 0160902
	092300-03-000	EA FURNACE-SUBURBAN, 34,000 BTU - NT-348
	092300-01-705	EA ELECTRODE, SUBURBAN 230556
	069634-01-733	EA RELAY, TIME DELAY 20&20 BTU, SUBURBAN 231202
	075696-01-700	EA MOTOR ASM-SUBURBAN# 231208
	092300-01-720	EA WHEEL-ROOM AIR, SUBURBAN 350113
	092300-02-702	EA MICROSWITCH ASM, SUBURBAN# X230509
	092300-01-726	EA WHEEL-COMB AIR, SUBURBAN 350110
	075696-02-728	EA GASKET-CROSSOVER TUBE, SUBURBAN 070385
	092300-01-724	EA GASKET-MOTOR MOUNT, SUBURBAN 070384
	092300-01-727	EA GASKET-COMBUSTION AIR HOUSING, SUBURBAN 070386
	092300-01-711	EA VENT CAP ASSEMBLY, SUBURBAN X260179
	069634-01-729	EA VALVE-GAS, JOHNSON - SUBURBAN 160832
	092300-01-701	EA CABINET FRONT, SUBURBAN 101172
	092300-01-708	EA SWITCH LIMIT, SUBURBAN 231440
	069634-01-720	EA ORIFICE-MAIN BURNER, SUBURBAN# 0180222
	092300-01-704	EA GASKET-ELECTRODE, SUBURBAN 070103
	069634-01-706	EA MODULE BOARD, SUBURBAN# 231427
	092300-01-718	EA ELBOW 90°, SUBURBAN 170574
	069634-01-716	EA VALVE-MANUAL SHUTOFF, SUBURBAN 180740
	092300-01-717	EA WIRE ASSEMBLY (POWER SUPPLY) - SUBURBAN X231428
	092300-01-708	EA DOOR-BURNER ACCESS, SUBURBAN# 030523
	069634-01-732	EA GASKET-BURNER ACCESS DOOR, SUBURBAN 070398
	075696-02-709	EA DISC-GLASS, SUBURBAN 310026
	092300-01-715	EA MANIFOLD ASSEMBLY, SUBURBAN 171034
	069634-01-712	EA GASKET-MANIFOLD, SUBURBAN 070400
	092300-01-712	EA BURNER ASM, SUBURBAN X010701
	092300-01-721	EA BLOWER HOUSING ASSEMBLY, SUBURBAN 390283
	075696-02-727	EA BRACKET-MOTOR MOUNT, SUBURBAN# 062138
	092300-03-702	EA HOUSING-COMB AIR ASM NT-348W - SUBURBAN X390417
	092300-01-728	EA HOUSING-COMB AIR (OUTSIDE) - SUBURBAN 390424
	092300-02-700	EA COMBUSTION CHAMBER ASM, 30&34 BW - SUBURBAN X021015
	069634-01-720	EA ORIFICE-MAIN BURNER, SUBURBAN 180222
	092300-03-701	EA MOTOR ASSEMBLY (NT-348W)
	092300-01-700	EA CABINET, SUBURBAN X101178

HEATING SYSTEM COMPONENTS

KEY	PART NUMBER	U/M DESCRIPTION
	007076-01-000	FT HOSE-FLEXIBLE PVC - 2" ID
	098342-01-000	EA WYE-CONNECTOR, 2.5" FLEXHOSE
	092776-01-000	EA ADAPTER-DUCT, 2"
	089328-01-000	EA GRILLE-FLOOR, HEATING - 9.3" X 5.4" - BROWN
	092321-01-000	FT INSULATION-FIBERGLASS, W/ALUMINUM FOIL
	093614-01-01A	EA GRILLE-RETURN AIR, FURNACE - 15.6" X 7.8" - BROWN
	094600-01-02A	EA REGISTER-HEAT, FLOOR-W/O DAMPER-3.6" X 10.5" X 1.4" - BROW
	094600-02-02A	EA REGISTER-HEAT, FLOOR - W/DAMPER - 3.6" X 10.5" X 1.4" BROW
	024990-01-000	EA OUTLET-DEFROSTER, WITH SWIVEL - 2" - TAN
	024990-03-000	EA OUTLET-LOUVERED, W/SWIVEL - 2" - GRAY
	084077-03-000	EA COVER-BLANK, ROOF A/C - IVORY

HEATING & AIR CONDITIONING GROUP (CONTINUED)

ROOF A/C-13500 BTU

KEY	PART NUMBER	U/M DESCRIPTION
	000356-01-000	EA CONNECTOR-PLASTIC, 3/8" AVG
	074983-01-000	EA LABEL-A/C SELECTOR
	093763-01-04A	EA A/C-ROOF, 13500 BTU - OFF WHITE - COLEMAN 6759D700/6759-808
	093763-03-700	EA SHROUD(BEIGE/CHARCOAL), COLEMAN# 6759-4581
	093306-01-701	EA DECAL PKG. LEFT&RIGHT, COLEMAN 6738B3591
	093763-01-702	EA OVERLOAD, COLEMAN# 6759-3931
	093763-01-712	EA FAN BLADE-CONDENSER, COLEMAN# 6733-3221
	076303-01-712	EA MOTOR, COLEMAN# 6707A3119
	093763-01-703	EA IMPELLOR-7" DIA X 2.8" WIDE, COLEMAN# 6759-3271
	091225-01-709	EA START RELAY, COLEMAN# 1497-4131
	091225-01-710	EA START CAPACITOR, COLEMAN# 1497-0881
	073742-02-704	EA RUN CAPACITOR (COMPRESSOR), COLEMAN 14991561
	093763-01-704	EA CAPACITOR-FAN, COLEMAN# 1499-3461
	042201-01-709	EA THERMOSTAT IN-64, OUT-58, COLEMAN# 6701-3401
	042205-01-702	EA THERMOSTAT IN-89, OUT-58, COLEMAN# 6703-3401
	093763-01-706	EA HEAT ELEMENT-COLEMAN# 6798-3321
	093763-01-708	EA CONDENSER COIL-COLEMAN# 1452-1251
	093763-01-714	EA COMPRESSOR-TECUMSEH, COLEMAN 6746-3599
	093763-01-707	EA EVAPORATOR COIL-COLEMAN# 1452-1351
	073742-01-701	EA SELECTOR SWITCH (5 TERMINAL), COLEMAN# 6759-3251
	073742-01-702	EA DECAL COOL ONLY, COLEMAN# 6759C3431
	073742-01-703	EA DECAL HEAT&COOL, COLEMAN# 6759-3491
	081606-01-708	EA LIMIT SWITCH (OPEN 160,CLOSE 110), COLEMAN# 6703-3041
	091225-01-713	EA KNOB (2 PER PACKAGE), COLEMAN# 6701-3351
	076303-01-707	EA FILTER-6" X 14 3/4" X 1/2", 12 PER PKG - COLEMAN 6703A3151
	093763-01-710	EA SINGLE PARTS PACKAGE, COLEMAN# 6759-5841
	091225-01-717	EA DECAL (THERMOSTAT) COOL ONLY, COLEMAN# 6799A3441
	093763-01-705	EA DECAL-HEAT/COOL THERMOSTAT, COLEMAN# 6799A3471
	081606-01-712	EA CEILING SHROUD (IVORY), COLEMAN# 6769-5061
	093763-01-711	EA GASKET PACKAGE, COLEMAN 67593281

CEILING ASSEMBLY

KEY	PART NUMBER	U/M DESCRIPTION
	093764-01-000	EA CEILING ASM-A/C COOL ONLY TSR - COLEMAN 6759D714
	073937-03-000	EA SWITCH-ROTARY SELECTOR, 3 DECK - A/C - CA20-USA892
	073937-01-700	EA KNOB-ROTARY SWITCH, A/C SELECTOR - 145749
	102289-01-000	EA SPRING-SCREW, ROOF A/C GASKET - COLEMAN 6757-150

ROOF A/C-13500 BTU - TWO UNITS - EUROPEAN L20F

KEY	PART NUMBER	U/M DESCRIPTION
	008356-01-000	EA CONNECTOR-PLASTIC, 3/8" AVG
	074983-01-000	EA LABEL-A/C SELECTOR
	092440-01-000	EA A/C-ROOF, 13500 BTU - 220V - 50HZ - COLEMAN# 6713C/750
	092441-01-000	EA CEILING ASM-A/C, 220V - 50HZ - COLEMAN# 6713ET16
		PIECE PARTS NOT AVAILABLE WHEN PROCESSED
	073937-03-000	EA SWITCH-ROTARY SELECTOR, 3 DECK - A/C - CA20-USA892
	073937-01-700	EA KNOB-ROTARY SWITCH-A/C SEL
	008311-01-000	EA CONNECTOR-WIRE NUT, INSULATED - RED
	008328-01-000	EA TERMINAL-RING, 12/10 WIRE - #10 STUD FIT
	000667-10-12P	EA SCREW, 10-12 X .75 PPH - DARK BROWN
	009439-07-000	EA SCREW, 8-32 X 1 1/4 POH - BLACK
	000667-10-12B	EA SCREW, 10-12 X 3/4 PPH - ZN
	102289-01-000	EA SPRING-SCREW, ROOF A/C GASKET - COLEMAN 6757-150

1990 ITASCA  
TABLE OF CONTENTS

INTRODUCTION	A-01	A-02
ABBREVIATIONS		A-03
ALPHABETICAL INDEX	A-04	A-06
ICN36RQ	A-07	F-19

1990 ICN36RQ INDEX

FLOOR PLAN	A-07	A-08
ACCESSORIES	A-09	A-22
BATH	A-23	B-02
BEDROOM	B-03	B-06
CHASSIS	B-07	B-16
C & PAD	B-17	C-02
DINETTE	C-03	C-06
DRIVERS	C-07	C-10
ELECTRICAL	C-11	C-18
EXTERIOR BODY	C-19	D-06
GALLEY	D-07	D-16
HEATING & A/C	D-17	D-20
INTERIOR FINISH	D-21	E-01
LABEL	E-02	E-10
LP		E-11
LOUNGE	E-12	E-13
SEALANTS & FASTENERS	E-14	E-16
WATER & SEWAGE	E-17	E-21
WINDOW, VENT AND		
EXTERIOR DOOR	E-22	F-19



INTERIOR FINISH GROUP

ASSIST HANDLE & ENTRY DOOR STRIKE COVER

KEY	PART NUMBER	U/M DESCRIPTION
	077461-03-000	EA COVER-STRIKE, ENTRY DOOR - 6 5/8" X 2 5/8" - PLASTIC - OFF WHITE
	069178-02-000	EA BRACKET-MOUNTING, ASSIST HANDLE
	000C16-07-16B	EA BOLT-CARRIAGE, ASSIST HANDLE - 7/16" - 14 X 1" ZN
	000D20-07-00B	EA NUT-ACORN, ASSIST HANDLE - 7/16" X 14 ZN
	063886-12-000	EA HANDLE-ASSIST, INTERIOR - ENTRY DOOR - VINYL

PRIVACY DOOR - FRONT

KEY	PART NUMBER	U/M DESCRIPTION
	094763-02-Y12	EA HEADER-DOOR, BATH - 2 5/8" X 29 5/8" - WOOD
	095625-01-01A	EA TRIM-HEADER, U CHANNEL W/LIP - 1 3/8" X 29 5/8" - METAL - T
	M94668-01-Y12	EA DOOR-BATH, FRONT - W/METAL TRIM & HINGES
	074497-10-000	SF PANELING-WOODGRAIN, 4" X 8" - INCREMENTS OF 32 SF
	095475-01-01A	EA THIM-DOOR, BATH - 74 9/16" - METAL - TAN
	009059-02-000	EA HINGE-2 INCH, BRASS
	061604-01-000	EA SLIDE-BOLT, ANTIQUE BRASS
	093213-01-000	EA CATCH-ROLLER, NYLON PLASTIC - W/SPRING - WHITE MOUNTED TO WALL TO CATCH METAL LIP OF BATH DOOR

PRIVACY DOOR - REAR

KEY	PART NUMBER	U/M DESCRIPTION
	M94669-01-Y12	EA DOOR-BATH, REAR - W/METAL TRIM & HINGES
	009059-02-000	EA HINGE-DOOR, 2" X 2 7/8" - BRASS
	009059-01-000	EA HINGE-DOOR, 2" X 1 4/8" - BRASS
	093168-01-01A	EA TRIM-DOOR, BATH - 75 4/8" - HINGE SIDE - METAL - TAN
	074045-01-000	EA PLUG-OAK, 1/2" DIAMETER
	094485-01-01A	EA KNOB-DOOR, POLISHED BRASS
	074045-01-000	EA PLUG-OAK, 1/2" DIAMETER
	093586-04-000	EA STRIKE-SPRING STEEL
	093586-01-000	EA CATCH-SPRING, ROLLER

SHOWER DOOR

KEY	PART NUMBER	U/M DESCRIPTION
	079657-04-000	EA DOOR-SHOWER, FOLDING - SATIN BRASS - AMERICAN SHOWER
	079657-04-700	EA HANDLE KIT-DOOR, FOLDING SHOWER - GOLD - AMERICAN 18
	079657-04-701	EA PANEL-ROLLER, W/CLIP 1&2 - FOLDING SHOWER DOOR - AME
	091204-03-000	EA THRESHOLD-DOOR, SHOWER - CURVED - ALUMINUM - OFF WHITE
	091205-03-000	EA HEADER-DOOR, SHOWER - CURVED - ALUMINUM - OFF WHITE
	094781-01-01A	EA JAMB-DOOR, SHOWER - 1 1/8" X 57 8/16" - METAL - OFF WHITE FRONT SIDE
	094781-02-01A	EA JAMB-DOOR, SHOWER - 1 1/8" X 57 8/16" - METAL - OFF WHITE

INTERIOR FINISH GROUP (CONTINUED )

CABINET AND WALL MOLDINGS AND TRIMS

KEY	PART NUMBER	U/M DESCRIPTION
	099571-01-01A	EA TRIM-ROOF COVE, INTERIOR - OFF WHITE - 12'
	102239-01-01A	EA COVER-SPLICE, COVE TRIM - 1 5/8" X 3/8" - PLASTIC - OFF WHITE
	009767-12-000	FT MOLDING-SIDEWALL TO CEILING/CABINET - V/E LTING - OFF WHITE
	077840-14-W24	EA MOLDING-CAP WALL - WOOD - W/LIP - 1 4/8" X 80"
	009809-24-000	EA MOLDING-PLASTIC CORNER, OUTSIDE - 1" - PECAN
	077840-01-W30	EA MOLDING-WALL CAP, 8' LONG - L-SHAPED WOOD
	042357-17-000	EA MOLDING-CORNER, RADIUS - 1 5/8" X 7" EA - PLASTIC - PECAN
	092331-H1-830	EA MOLDING-7" X 3 5/8" X 72", VINYL WRAPPED
	076325-16-000	FT MOLDING-EDGE BAND, 1 5/16" REGAL OAK
	076325-27-000	FT MOLDING-EDGE BAND, 5/16" REGAL OAK
	083620-01-000	FT T-MOLDING, END CAP EDGE - 3/4" - BROWN
	083620-04-000	FT T-MOLDING, END CAP EDGE - 3/4" - LIGHT OAK
	081521-02-007	EA MOUNT-METAL MOLDING, FOR RADIUS CORNER MOLDING - 12 5/8"
	M03450-03-000	EA TRIM-OAK, MIRROR
	070504-01-000	FT TRIM-PLASTIC U-CHANNEL 1/16" - LIGHT BROWN
	100659-01-B03	EA TRIM-FLOOR, 72" X 1" X 1/2" - WOOD
	052859-01-W30	FT TRIM-EDGE, FABRIC - VINYL - BEIGE
	100182-10-B07	EA TRIM-CHAIR RAIL, WALL - 2 5/8" X 8" - WOOD
	070504-20-000	FT U-CHANNEL, 815" - PLASTIC - PECAN
	080176-03-000	EA CAP-CORNER, RADIUS - TOP - PECAN
	074045-01-000	EA PLUG-OAK, 1/2" DIAMETER
	093273-01-Y12	EA LUMBER-DRILLED, 78 7/8" - AT BIFOLD DOOR HINGE END
	076659-01-016	EA LUMBER-7" X 1 4/8" X 70 8/16", W/7 DEGREE BEVEL ON 1 FACE
	093281-01-Y12	EA TRIM-OAK, DOOR - 2" X 74 3/8"

WALL CLOCK

KEY	PART NUMBER	U/M DESCRIPTION
	097716-01-01A	EA CLOCK-BRASS/SILVERTONE COMBINATION

DINETTE TABLE HARDWARE

KEY	PART NUMBER	U/M DESCRIPTION
	M81299-07-AE6	EA TABLE-DINETTE, W/O HARDWARE (AE6, AE7,
	M81299-07-AE8	EA TABLE-DINETTE, W/O HARDWARE (AE8)
	004354-01-000	EA BUMPER-CABINET DOOR, RUBBER - BROWN
	064781-05-000	EA HOLDER-CUP, TWO STEP - BEIGE
	053200-09-000	EA SUPPORT-TABLE, 18 5/8" BEIGE
	088410-01-000	EA BRACKET-LIFT, TABLE MOUNTED - BEIGE
	024281-11-000	EA BRACKET-LIFT ROD, LOWER WALL MOUNTED - 17 1/2" - BEIGE
	024275-11-000	EA ROD-TABLE LIFT, 8" X 18 5/8" - BEIGE
	024283-01-000	EA CLIP-1 00-1 125 OD TUBE BLK
	024282-01-000	EA BRACE-TABLE LEG
	064050-03-000	EA HINGE-TABLE LEG BEIGE
	024276-21-000	EA LEG ASM-TABLE BEIGE
	049493-08-000	EA FLOOR CATCH - TABLE LEG - TAN

1990 ITASCA  
TABLE OF CONTENTS

INTRODUCTION	A-01	A-02
ABBREVIATIONS		A-03
ALPHABETICAL INDEX	A-04	A-06
ICN36RQ	A-07	F-19

1990 ICN36RQ INDEX

FLOOR PLAN	A-07	A-08
ACCESSORIES	A-09	A-22
BATH	A-23	B-02
BEDROOM	B-03	B-06
CHASSIS	B-07	B-15
C/C & PAD	B-17	C-02
DINETTE	C-03	C-06
DRIVERS	C-07	C-10
ELECTRICAL	C-11	C-18
EXTERIOR BODY	C-19	D-06
GALLEY	D-07	D-16
HEATING & A/C	D-17	D-20
INTERIOR FINISH	D-21	E-01
LABEL	E-02	E-10
LP		E-11
LOUNGE	E-12	E-13
SEALANTS & FASTENERS	E-14	E-16
WATER & SEWAGE	E-17	E-21
WINDOW VENT AND EXTERIOR DOOR	E-22	F-19

INTERIOR FINISH GROUP (CONTINUED )

DRAWER AND SLIDES

KEY PART NUMBER	U/M DESCRIPTION
084466-06-000	EA SLIDE-COMplete, 12"
084466-02-000	EA SLIDE-DRAWER, DRIVER
084466-03-000	EA SLIDE-DRAWER, PASSENGER
037688-03-000	EA GLIDE-CENTER, DRAWER
037688-01-000	FT RAIL-V GUIDE, DRAWER
037688-04-000	EA BRACKET-RAIL MOUNTING, FRONT
037688-05-000	EA BRACKET-RAIL MOUNTING, REAR

FABRICS AND TRIMS

KEY PART NUMBER	U/M DESCRIPTION
096008-28-000	YD FABRIC-PLAIN ACCENT UPHOLSTERY - - 54" BLUE/DESERT (AE6,AE8)
096008-18-000	YD FABRIC-UPHOLSTERY,MAIN - BLUE (AE6)
096008-37-000	YD FABRIC-UPHOLSTERY,PATTERN ACCENT - BLUE (AE6)
096008-19-000	YD FABRIC-UPHOLSTERY,MAIN - MAUVE (AE7)
096008-23-000	YD FABRIC-UPHOLSTERY,PATTERN ACCENT - MAUVE (AE7)
096008-30-000	YD FABRIC-UPHOLSTERY,PLAIN ACCENT - ROSE (AE7)
096008-20-000	YD FABRIC-UPHOLSTERY,MAIN - DESERT (AE8)
096008-35-000	YD FABRIC-UPHOLSTERY, (STEEL BLUE) (AE8)
072333-70-000	YD FABRIC-DRAPERY,CHROME (AE6,AE9)
072333-71-000	YD FABRIC-DRAPERY,CHANTILLY,(ROSE) (AE6,AE7)
072333-72-000	YD FABRIC-DRAPERY,SUEDE (AE8)
088273-41-000	YD FABRIC-BEDSPREAD,ICE (AE6,AE7)
088273-40-000	YD FABRIC-BEDSPREAD,#31 NATURAL (AE8)
077484-01-000	YD VINYL-SMOKE (AE6,AE7,AE8)
079680-01-000	YD VINYL-BEIGE 54" WIDE (AE6,AE7,AE8)
079680-09-000	YD VINYL-OFF WHITE 54" WIDE (AE6,AE7,AE8)
075244-02-000	YD VINYL-SHOWER CURTAIN LINER
103907-01-01A	YD VINYL-EXPANDED MADRID O/W
079680-01-000	YD VINYL-EXPANDED 26 OZ BUCKSKN
079349-03-AE6	YD WELT ASM-PATTERNED ACCENT (AE6)
079349-01-AD1	YD WELT ASM-ACCENT FABRIC (AE7)
079349-03-AE7	YD WELT ASM-PATTERNED ACCENT (AE7)
079349-01-AA1	YD WELT ASM-ACCENT FABRIC (AE8)
079349-04-AA1	YD WELT ASM-NARROW ACCENT (AE8)
079349-01-AA1	YD WELT ASM-ACCENT FABRIC (AE6,AE8)
038273-42-000	SY FABRIC - BLACKOUT & WRAPAROUND - PARCHMENT
087272-01-000	YD DRAPERY LINING-48" IVORY
081926-01-000	YD BACKING-QUILTING,MATRESS COVER-WHITE
029012-01-000	BF FOAM-ROLLED 3/8" - 72" WIDE
088792-01-000	YD VELCRO-5/8" HOOK NON-ADHES
088792-02-000	YD VELCRO-3/4" LOOP, ADHESIVE

FLOOR COVERINGS & COMPONENTS

KEY PART NUMBER	U/M DESCRIPTION
096060-11-000	SY CARPET-AMETHYST CORONET (AE5)
096060-03-000	SY CARPET-2948 ECLIPSE GREY (AE7)
096060-06-000	SY CARPET-2405 TUMBLING WOOD (AE8)
096060-08-000	SY CARPET PEARL BLUE 14734 (AE8)
042720-08-000	SY VINYL - GALLEY FLOOR
075233-01-000	SY PAD-CARPET, 3/8" X 6"
076314-02-000	FT TAPE-CARPET SEAM HEAT BOND
047034-02-000	SE PLASTIC CARPET, 4 WIDE - CLEAR POLY
075233-01-000	SY PAD-CARPET, 3/8" X 6"
077309-02-000	EA TRIM-STEP BOX
088412-04-000	EA TRIM-STEP BOX ENTRANCE 9580 MM BEIGE
089326-01-000	EA GRILLE-FLOOR
092893-02-01A	EA LINER-STEP BOX BLACK 126 MM
097875-01-01A	EA THRESHOLD CAB DOOR - 26 5" BLACK

INTERIOR FINISH GROUP (CONTINUED )

CABINET HARDWARE

KEY PART NUMBER	U/M DESCRIPTION
054856-01-000	EA RAIL-CORNER, BED - METAL - BEIGE
072369-19-000	EA MESH-EXPANDED, 15 5" X 6 5" - BRONZE
098979-01-000	EA CLIP-ADJUSTABLE SHELF
098980-02-000	EA PILASTER-ADJUSTABLE SHELF 12" LONG
023320-01-000	EA PAD-FELT, 3/8" DIAMETER - BROWN
059777-02-000	EA HINGE-CABINET DOOR, BURNISHED BRASS
096645-01-000	EA PULL-CABINET, BRASS
016604-01-000	EA BRACE-CABINET, ANGLED METAL - 2 5"
083204-02-000	EA BUTTON-MIRROR RETAINING
016604-03-000	EA BRACE-CABINET ANGLE, 2 5" - BEIGE
042356-01-000	EA PLUG-BUTTON-MAHOGANY 3/8 DIA
074045-01-000	EA PLUG-OAK, 1/2" DIAMETER
093586-03-000	EA CATCH-SPRING, ROLLER
093586-04-000	EA STRIKE-SPRING STEEL
065740-01-000	EA BRACE-CABINET CORNER, PLASTIC
074433-02-000	EA SUPPORT-OVERHEAD DOOR, SPRUNG
081295-01-001	EA SUPPORT-BASE, DINETTE - 1 5" X 20" - WOOD
085774-01-000	FT FASTENER-DUAL HOOK, 1" WIDE - ADHESIVE BACK - BLACK
085774-02-000	FT FASTENER-DUAL LOOP, 1" WIDE - ADHESIVE BACK - BLACK
075943-02-000	EA BRACE-ANGLE, W/HOLES - 1" X 1 5" X 14" - ALUMINUM - BEIGE
068716-01-001	EA BRACE-90 DEGREE ANGLE, 192" - EXTRUDED ALUMINUM
029094-04-000	YD VELCRO TAPE-LOOP, 1" WIDE - BLACK
029096-03-000	YD VELCRO TAPE-HOOK, 1" WIDE - BLACK
099018-01-000	EA CATCH-SCREEN DOOR ROLLER
079921-01-000	EA ROLLER-NYLON, W/STEEL SHAFT - 6,5" BED
080736-01-000	EA PULL-RECESSED, 1 25" X 4" - OAK
096764-02-000	EA SLIPNOT-ANTISLIP, 1" WIDE (100' ROLL)
	FROM 02-05-90 THRU 02-23-90
091261-01-000	FT BACKING-NON SKID, 1" WIDE (100' ROLL)
	FROM 02-24-90 THRU 99-99-99
084356-03-000	EA INSERT-TV STAND TAN
084412-01-000	EA SUPPORT-HINGED
084451-01-000	EA CATCH-TV SHELF, BRASS
084625-02-000	EA HINGE-ALUMINUM, W/HOLES - 17 2" - TAN
384413-01-000	EA HINGE-CONTINUOUS, ALUMINUM - 1" X 72" - W/HOLES
093276-01-000	EA BRACE-PROP ROD, GAS
089024-01-000	EA SUPPORT-SPRING, TO FLOOR
089025-01-000	EA SUPPORT-SPRING, TO BED
088199-02-Y12	EA HINGE-BED, TOP LIFT - METAL - BEIGE
077252-01-000	EA PIN-HINGE
086235-02-000	EA BEARING-SNAPIN 3/16" ID X 3/16"
057460-02-000	EA STUD BALL, GAS SPRING - 10MM - 5/16" - 10
057460-03-000	EA CLIP-SAFETY WIREFORM TYPE - GAS SPRING
057460-04-000	EA SPRING-GAS

FLOOR MATS

KEY PART NUMBER	U/M DESCRIPTION
081075-02-000	EA MAT-FLOOR ENTRANCE
081201-02-000	EA MAT-FLOOR FRONT - DRIVER
081202-02-000	EA MAT-FLOOR FRONT - PASSENGER

1990 ITASCA  
TABLE OF CONTENTS

INTRODUCTION	A-01	A-02
ABBREVIATIONS		A-03
ALPHABETICAL INDEX	A-04	A-06
ICN36RQ	A-07	F-19

1990 ICN36RQ INDEX

FLOOR PLAN	A-07	A-08
ACCESSORIES	A-09	A-22
BATH	A-23	B-02
BEDROOM	B-03	B-06
CHASSIS	B-07	B-16
C C & PAD	B-17	C-02
DINETTE	C-03	C-06
DRIVERS	C-07	C-10
ELECTRICAL	C-11	C-18
EXTERIOR BODY	C-19	D-06
GALLEY	D-07	D-16
HEATING & A/C	D-17	D-20
INTERIOR FINISH	D-21	F-01
LABEL	F-02	F-10
LP		F-11
LOUNGE	F-12	F-13
SEALANTS & FASTENERS	F-14	F-16
WATER & SEWAGE	F-17	F-21
WINDOW VENT AND		
EXTERIOR DOOR	F-22	F-23

# INTERIOR FINISH GROUP (CONTINUED)

## MIRROR

KEY PART NUMBER	U/M DESCRIPTION
083445-03-Y15	EA MIRROR-WOOD FRAMED
083331-22-000	EA MIRROR-GLASS SAFETY 13 5" X 27 5"
083445-05-Y15	EA MIRROR-ISM - WOOD FRAMED 15 2" X 29 2"
083331-08-000	EA MIRROR-GLASS SAFETY 12 24" X 30"
083331-10-000	EA MIRROR-GLASS SAFETY 14 00" X 17 00"
083331-18-000	EA MIRROR-GLASS SAFETY 11 25" X 22 4"
083331-22-000	EA MIRROR-GLASS SAFETY 17 18" X 44 52"

## PANELING AND LAMINATES

KEY PART NUMBER	U/M DESCRIPTION
088272-72-000	SF PANELING-SHOWER 4' X 7' OFF WHITE INCREMENTS OF 32 SF
088272-38-000	SF PANELING-BATH 4' X 7' INCREMENTS OF 32 SF
088272-53-000	SF PANELING-MAIN DECOR 4' X 7' INCREMENTS OF 32 SF
074497-20-000	SF PANELING-CABINET FOREST OAK 4' X 8'
088272-98-000	SF PANELING-TRAVERTINE ANT WHITE (AE6, AE7, AE8) FROM 03-18-92 THRU 99-99-99
074498-24-000	SF LAMINATE-PLASTIC 5' X 8' - WOODGRAIN INCREMENTS OF 40 SF (AE6, AE7, AE8)
074498-31-000	SF LAMINATE-PLASTIC 5' X 8' - INCREMENTS OF 40 SF (AE6, AE7)
074498-32-000	SF LAMINATE-PLASTIC 5' X 8' - INCREMENTS OF 40 SF (AE8)
083743-01-02A	SF PLASTIC ABS 11 5" WIDE - OFF WHITE
000885-34-000	SF PARTICLE BOARD-VINYL COVERED, 1 SIDE - 3/8" X 49" X 97" LIGHT OAK
000885-36-000	SF PARTICLE BOARD-VINYL COVERED, 3/4" ONE-SIDED REGAL OAK
000885-38-000	SF PARTICLE BOARD-VINYL COVERED, 2 SIDED - 3/4" X 5' X 8' - REGAL OAK
088267-01-000	SF PLYWOOD-LAM OVERLAY GRADE - 4' X 8' - INC OF 32 SF

## BATT STRIPS

KEY PART NUMBER	U/M DESCRIPTION
088229-04-000	EA BATT STRIP - CEILING
078853-04-000	EA BATT STRIP - KERFED-REGAL OAK
085284-26-000	EA BATT-STRIP TAPE ADHESIVE SIDEWALL (AE6, AE7)
085284-27-000	EA BATT-STRIP TAPE ADHESIVE SIDEWALL (AE8)
088229-01-000	EA RETAINER-BATTEN (LIMING) 75" WIDE - 7 6" EA
022992-11-000	EA MOLDING-REVERSE COVER T-SHAPED - VINYL - IVORY FROM 00-00-00 THRU 04-15-90
085284-03-700	EA BATT STRIP TAPE ADH 3"X250 029 REGAL OAK
085284-03-000	EA BATT STRIP - MAIN WALL ADHESIVE TAPE REGAL OAK
088253-42-000	EA BATT-STRIP MONTANA (AE6, AE7)
088253-32-000	EA BATT-STRIP (AE8) FROM 00-00-00 THRU 06-11-89
088263-45-000	EA BATT-STRIP (AE8) FROM 06-12-89 THRU 99-99-99

# LABEL & TAG GROUP

## CALIFORNIA CHASSIS (OPT 37P)

KEY PART NUMBER	U/M DESCRIPTION
082043-01-000	EA LABEL-FUEL UNLEADED FROM 09-11-89 THRU 01-14-90
074658-01-000	EA DECAL-LOGO, LPO - RED - (CALIF CODE)
081243-01-000	EA LABEL-AC COVER, CEILING
083238-06-000	EA LABEL-CIRCUIT BREAKER, MAIN
008196-01-000	EA LABEL-ELECTRICAL TEST
008198-01-000	EA LABEL-GAS TEST
008197-01-000	EA LABEL-WATER TEST
050225-01-000	EA LABEL-WARNING, STOVE VENT - US
061808-01-000	EA LABEL-OVERLAY, VEHICLE CERTIFICATION - ADHESIVE BACKED
056259-01-000	EA LABEL-SECURITY CHECK LIST SUNVISOR
098841-01-000	EA LABEL-FUEL UNLEADED - DASH
099889-01-000	EA LABEL - WARNING CANCER/TOXICITY

## CANADIAN EXPORT

KEY PART NUMBER	U/M DESCRIPTION
008040-02-000	EA TAG-GAS REFUEL WARNING, CANADIAN
008019-01-000	EA TAG-RV1 APPROVED, PLASTIC
008040-01-000	EA TAG-GAS REFUELING WARNING
008082-01-000	EA TAG-ELECTRIC 110V CONNECTION
091243-01-000	EA LABEL-AC COVER - CANADIAN EXPORT
091224-02-000	EA LABEL-TRAILER LIGHTING
090342-01-000	EA LABEL-VAPOR RELIEF
087207-02-000	EA LABEL-FUEL CAP REMOVAL
087207-05-000	EA LABEL-FUEL CAP REMOVAL
077510-01-000	EA LABEL-GENERATOR PREP
075221-03-000	EA LABEL-TRAILER HITCH
075220-01-000	EA LABEL-WARNING, EXTERIOR LOAD
082043-01-000	EA LABEL-FUEL UNLEADED
061417-01-000	EA LABEL-FUEL
054531-01-000	EA LABEL-LP GAS ONLY
008188-01-000	EA LABEL-WASTE WATER
006197-01-000	EA LABEL-SEWAGE
093236-05-000	EA LABEL-CIRCUIT BREAKER, MAIN
006195-01-000	EA LABEL-ELECTRICAL TEST
006196-01-000	EA LABEL-GAS TEST
008197-01-000	EA LABEL-WATER TEST
050225-01-000	EA LABEL-WARNING, STOVE VENT - US
056259-01-000	EA LABEL-SECURITY CHECK LIST
061808-01-000	EA LABEL-OVERLAY, VEHICLE CERTIFICATION - ADHESIVE BACK
006199-01-000	EA LABEL-EXIT, "ESCAPE WINDOW"
047751-01-000	EA LABEL-EMERGENCY EXIT
050222-01-000	EA LABEL - STOVE VENT

## AIR RIDE SUSPENSION OPTION L888

KEY PART NUMBER	U/M DESCRIPTION
093237-04-000	EA LABEL-CIRCUIT BREAKER, FRONT - AIR BAG COMP

## DRIVER POWER SEAT OPTION L83M

KEY PART NUMBER	U/M DESCRIPTION
093237-02-000	EA LABEL-CIRCUIT BREAKER, FRONT - POWER SEAT

# 1990 ITASCA TABLE OF CONTENTS

INTRODUCTION	A-01	A-02
ABBREVIATIONS		A-03
ALPHABETICAL INDEX	A-04	A-08
ICN36RQ	A-07	F-19

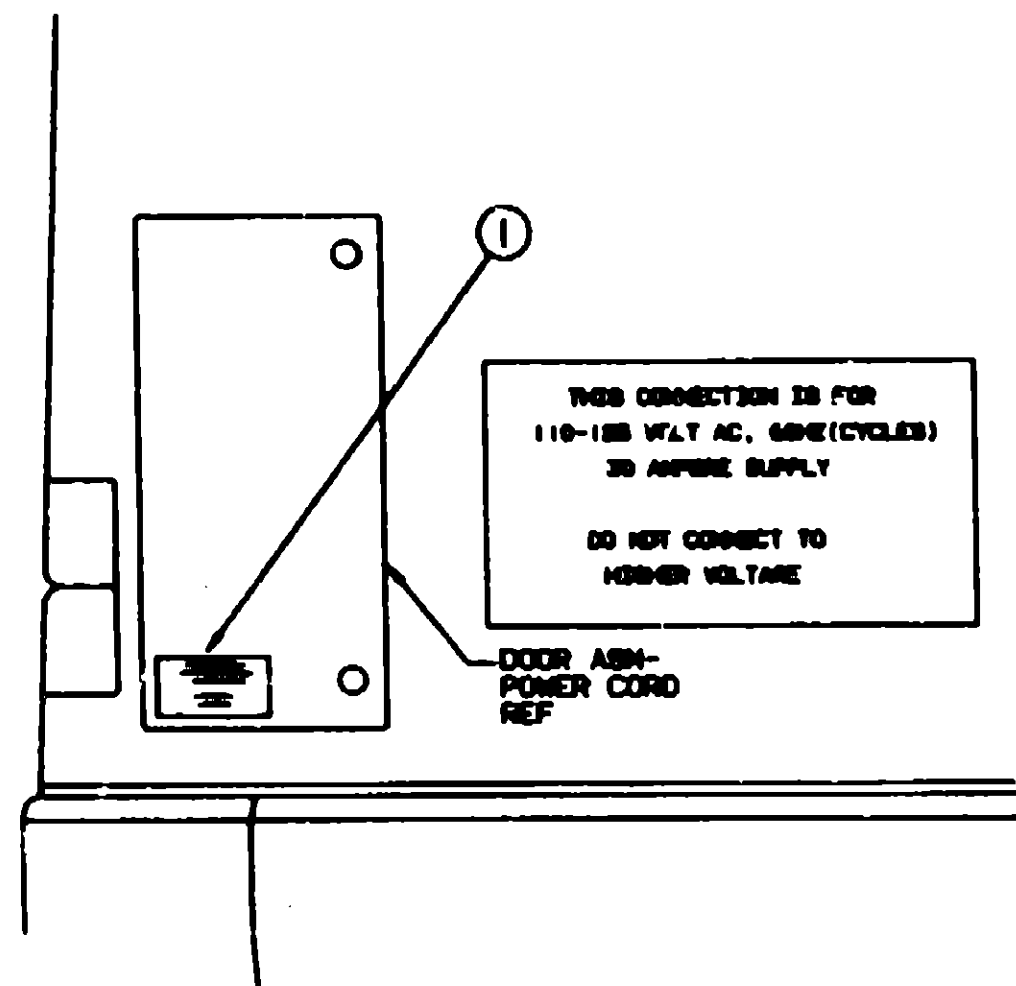
# 1990 ICN36RQ INDEX

FLOOR PLAN	A-07	A-08
ACCESSORIES	A-09	A-22
BATH	A-23	B-02
BEDROOM	B-03	B-06
CHASSIS	B-07	B-16
C C & PAD	B-17	C-02
DINETTE	C-03	C-08
DRIVERS	C-07	C-10
ELECTRICAL	C-11	C-18
EXTERIOR BODY	C-19	D-06
GALLEY	D-07	D-16
HEATING & A/C	D-17	D-20
INTERIOR FINISH	D-21	E-01
LABEL	E-02	E-10
LP		E-11
LOUNGE	E-12	E-13
SEALANTS & FASTENERS	E-14	E-16
WATER & SEWAGE	E-17	E-21
WINDOW, VENT AND EXTERIOR DOOR	E-22	F-19

# LABEL & TAG GROUP (CONTINUED)

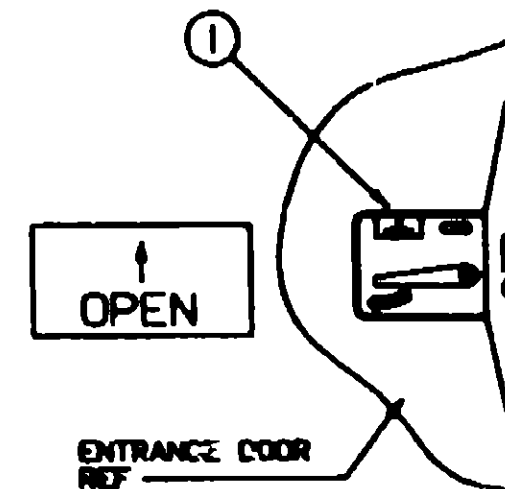
## LABELS & TAGS

KEY PART NUMBER	U/M DESCRIPTION
083236-01-000	EA LABEL-CIRCUIT BREAKER, MAIN
083237-01-000	EA LABEL-CIRCUIT BREAKER, FRONT - BATTERY CONDITION/RADIO
083237-03-000	EA LABEL-CIRCUIT BREAKER, FRONT - POWER SEAT (LEFT)
083237-06-000	EA LABEL-CIRCUIT BREAKER, FRONT - REAR PANEL
083237-07-000	EA LABEL-CIRCUIT BREAKER, FRONT - REAR PNL/CONV
083237-09-000	EA LABEL-CIRCUIT BREAKER, FRONT - INVERTER
086506-01-000	EA LABEL-COMPARTMENT NOT SEALED
080225-01-000	EA LABEL-WARNING, STOVE VENT - US
087236-01-000	EA LABEL-CABLE, INPUT
087236-02-000	EA LABEL-TV, OUTLET
008031-01-000	EA LABEL-POTABLE WATER ONLY
081608-01-000	EA LABEL-OVERLAY, VEHICLE CERTIFICATION - ADHESIVE BACKED
079988-01-000	EA LABEL-WARNING, STOWED, MOTION
088757-01-000	EA LABEL-RETAIL 8 5/8" X 12 7/8"
080342-01-000	EA LABEL-VAPOR RELIEF
099509-01-000	EA LABEL-AWNING INSTALLATION
081417-01-000	EA LABEL-FUEL ON FUEL FILL DOOR
073998-01-000	EA LABEL-LPG ODOR WARNING
094675-01-000	EA LABEL-EXTERIOR LIGHT, SERVICE
006195-01-000	EA LABEL-ELECTRICAL TEST
006195-01-000	EA LABEL-GAS TEST
006197-01-000	EA LABEL-WATER TEST
006064-01-000	EA LABEL-SEAT W/O SEATBELT "NOT INTENDED FOR USE WHILE COACH IN MOTION"



KEY PART NUMBER	U/M DESCRIPTION
1 000062-01-000	EA TAG-ELECTRIC, 110V CONNECTION

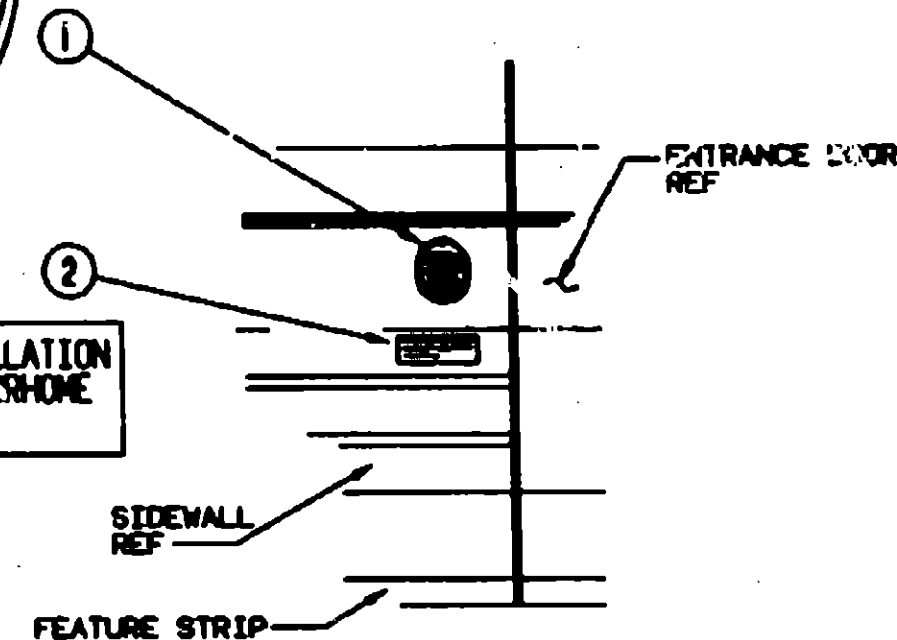
# LABEL & TAG GROUP (CONTINUED)



KEY PART NUMBER	U/M DESCRIPTION
1 040944-01-000	EA LABEL-ENTRANCE DOOR, "OPEN"



FOR AWNING INSTALLATION  
CONTACT YOUR MOTORHOME  
DEALERSHIP



KEY PART NUMBER	U/M DESCRIPTION
1 006019-01-000	EA TAG-RV1 APPROVED, PLASTIC
2 099509-01-000	EA LABEL-AWNING INSTL

## 1990 ITASCA TABLE OF CONTENTS

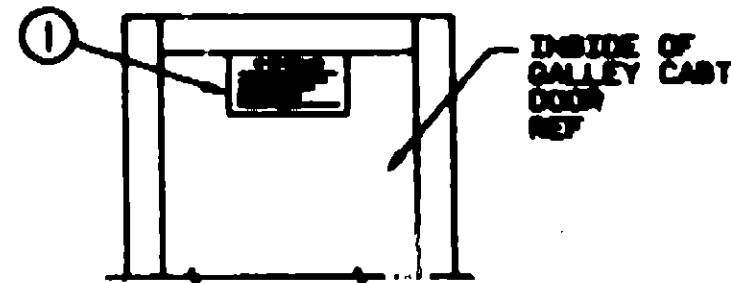
INTRODUCTION	A-01 - A-02
ABBREVIATIONS	A-03
ALPHABETICAL INDEX	A-04 - A-06
ICN36RQ	A-07 - F-19

## 1990 ICN36RQ INDEX

FLOOR PLAN	A-07 - A-08
ACCESSORIES	A-09 - A-22
BATH	A-23 - B-02
BEDROOM	B-03 - B-06
CHASSIS	B-07 - B-16
C C & PAD	B-17 - C-02
DINETTE	C-03 - C-06
DRIVERS	C-07 - C-10
ELECTRICAL	C-11 - C-18
EXTERIOR BODY	C-19 - D-06
GALLEY	D-07 - D-16
HEATING & A/C	D-17 - D-20
INTERIOR FINISH	D-21 - E-01
LABEL	E-02 - E-10
LP	E-11
LOUNGE	E-12 - E-13
SEALANTS & FASTENERS	E-14 - E-16
WATER & SEWAGE	E-17 - E-21
WINDOW, VENT AND EXTERIOR DOOR	E-22 - F-19

# LABEL & TAG GROUP (CONTINUED)

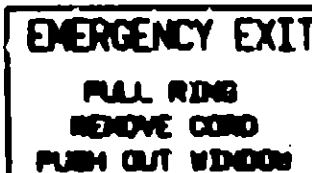
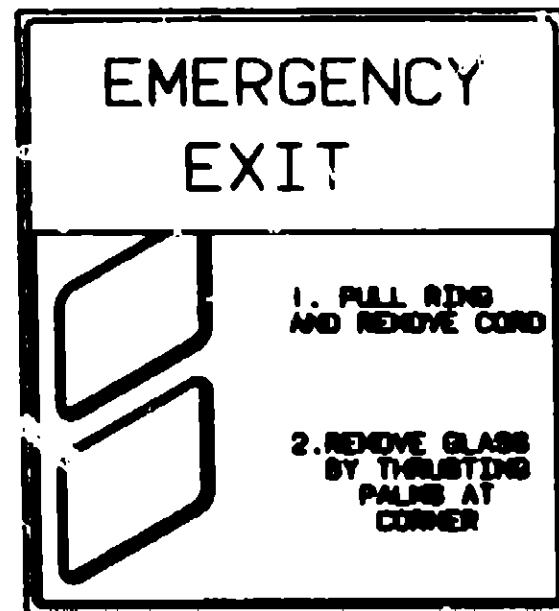
## LABELS & TAGS



### IF YOU SMELL GAS

1. EVACUATE THE AREA IMMEDIATELY. IF YOU ARE ALONE, CALL THE FIRE DEPARTMENT.
2. IF YOU ARE NOT ALONE, CALL THE FIRE DEPARTMENT AND ADVISE THE OTHER PERSONS TO EVACUATE.
3. DO NOT USE ANY OPEN FLAMES, MATCHES, CIGARETTES, OR OTHER SOURCES OF IGNITION.
4. DO NOT TURN ELECTRICAL SWITCHES ON OR OFF.
5. LEAVE THE AREA IMMEDIATELY AND DO NOT RETURN UNTIL TOLD TO DO SO.

KEY PART NUMBER	U/M DESCRIPTION
1 073998-01-000	EA LABEL-LPG ODOR WARNING

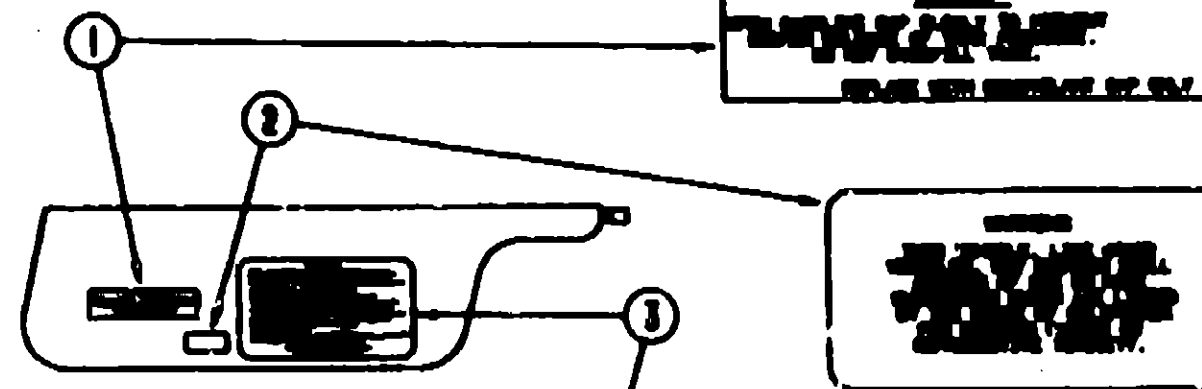


ESCAPE WINDOW REF

KEY PART NUMBER	U/M DESCRIPTION
1 039290-01-000	EA LABEL-WARNING-EXIT
2 047731-01-000	EA LABEL-EMERGENCY EXIT - ESCAPE WINDOW
3 008199-01-000	EA LABEL-EXIT-ESCAPE WINDOW

# LABEL & TAG GROUP (CONTINUED)

## LABELS & TAGS




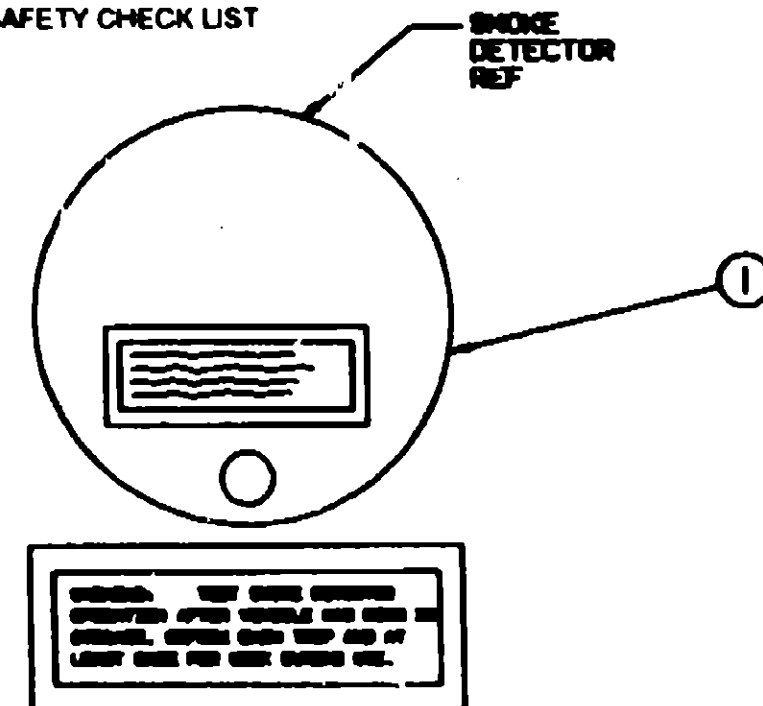
### CAUTION

THIS GROUP OF LABELS AND TAGS ARE PROVIDED FOR THE PROTECTION OF THE USER AND THE PROTECTION OF THE EQUIPMENT. IT IS THE USER'S RESPONSIBILITY TO FOLLOW THE INSTRUCTIONS FOR THE PROTECTION OF THE EQUIPMENT AND THE PROTECTION OF THE USER.

1. UP AND DOWN- TURN OFF AT THE TIME FOR TRAVELING. TURN FOR LEAVE OPEN. AT DESTINATION, OPEN LEAVING FOLD.
2. WIND- TURN OFF FOR WIND AND OPEN FOR TRAVELING.
3. FUEL- TURN OFF FOR FUEL AND OPEN FOR TRAVELING AND FUELING.
4. LIGHT- TURN OFF FOR LIGHT AND OPEN FOR TRAVELING AND LIGHTING.
5. GATE- TURN OFF FOR GATE AND OPEN FOR TRAVELING AND GATE.
6. GATE FOLD- TURN OFF FOR GATE FOLD AND OPEN FOR TRAVELING AND GATE FOLD.
7. APPLIANCE- TURN OFF AND LEAVE ON LEAVE WHEN REQUIRED.
8. LEAVE FOLD- OPEN CORRECTLY.
9. UTILITY SUPPLY LINE- TURN OFF ALL UTILITY, GATE AND LEAVE LINE AND CORRECT PROPERLY.
10. ESCAPE WINDOW- PLACE IN RETRACTED POSITION FOR TRAVELING.

READ THE USER GUIDE AND OTHER USER'S GUIDE FOR FURTHER PRECAUTIONS

KEY PART NUMBER	U/M DESCRIPTION
1 087207-05-000	EA LABEL-FUEL CAP REMOVAL
2 096689-01-000	EA LABEL-WARNING, CANCER/TOXICITY
3 056259-01-000	EA LABEL-SAFETY CHECK LIST



KEY PART NUMBER	U/M DESCRIPTION
1 077958-01-000	EA LABEL-WARNING, SMOKE DETECTOR

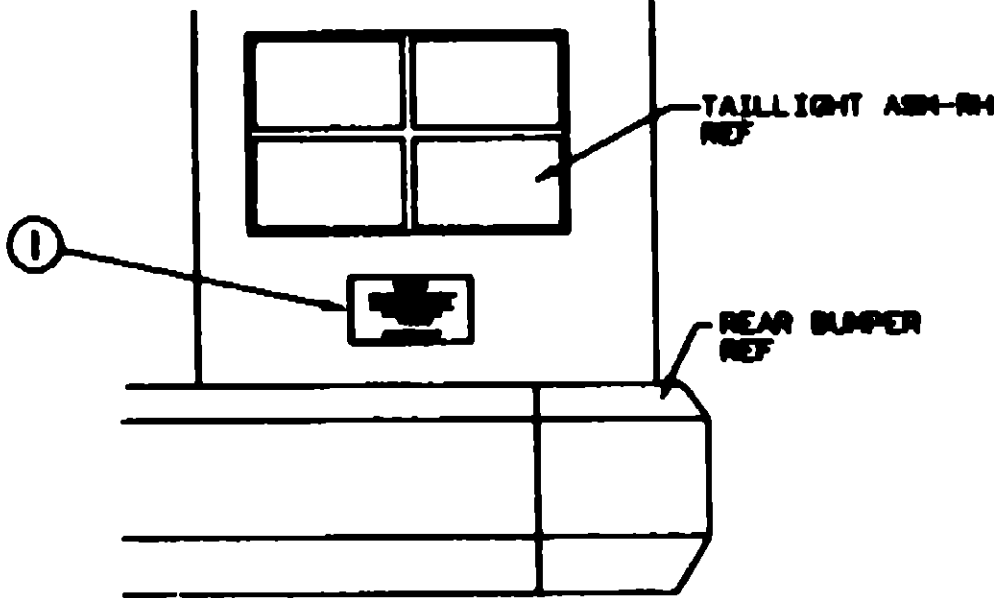
## 1990 ITASCA TABLE OF CONTENTS

INTRODUCTION	A-01	A-02
ABBREVIATIONS	A-03	A-03
ALPHABETICAL INDEX	A-04	A-08
ICN36RQ	A-07	F-19

## 1990 ICN36RQ INDEX

FLOOR PLAN	A-07	A-08
ACCESSORIES	A-09	A-22
BATH	A-23	B-02
BEDROOM	B-03	B-08
CHASSIS	B-07	B-16
C & PAD	B-17	C-02
DINETTE	C-03	C-08
DRIVERS	C-07	C-10
ELECTRICAL	C-11	C-18
EXTERIOR BODY	C-19	D-06
GALLEY	D-07	D-18
HEATING & A/C	D-17	D-20
INTERIOR FINISH	D-21	E-01
LABEL	E-02	E-10
LP		E-11
LOUNGE	E-12	E-13
SEALANTS & FASTENERS	E-14	E-16
WATER & SEWAGE	E-17	E-21
WINDOW, VENT AND EXTERIOR DOOR	E-22	F-19

LABEL & TAG GROUP CONTINUED



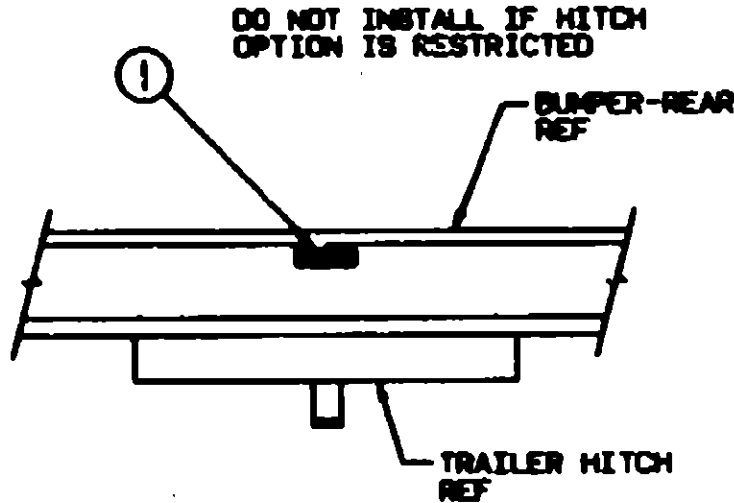
WARNING

DO NOT EXCEED THE VEHICLE WEIGHT RATINGS  
OR LOADING RECOMMENDATIONS (E.G., GROSS  
VEHICLE, GROSS AXLE, GROSS COMBINED) OF  
THE CHASSIS MANUFACTURER OR  
WINNEBAGO INC.

REFER TO YOUR OWNERS MANUAL,  
BEFORE LOADING OR TOWING.

KEY PART NUMBER  
1 075220-01-000

U/M DESCRIPTION  
EA LABEL-WARNING, EXTERIOR LOAD



TOWING CAPACITY

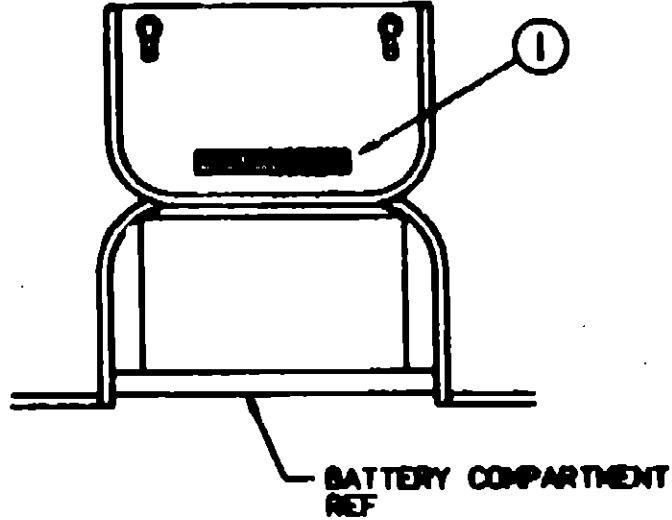
TOWED VEHICLE 3000 LB. GROSS MAXIMUM  
HITCH BALL 500 LB. MAXIMUM

KEY PART NUMBER  
1 075221-03-000

U/M DESCRIPTION  
EA LABEL-TRAILER HITCH

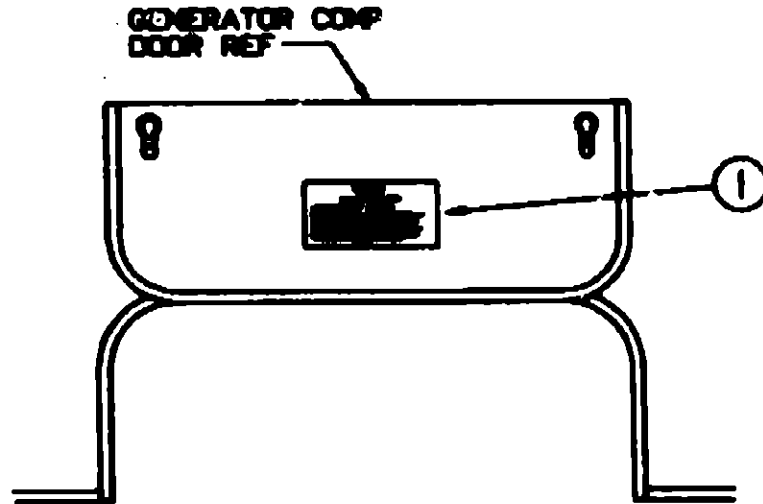
LABEL & TAG GROUP CONTINUED

**WARNING** DISCONNECT BATTERIES BEFORE  
CONNECTING EXTERNAL CHARGING EQUIPMENT.



KEY PART NUMBER  
1 065748-01-000

U/M DESCRIPTION  
EA LABEL-CAUTION, BATTERY CHARGING



WARNING

WHEN ADDING A GENERATOR SET.

HIGH VOLTAGE-USE EXTREME CAUTION WHEN WORKING ON  
ELECTRICAL EQUIPMENT.  
HAVE ALL ELECTRICAL INSTALLATION PERFORMED BY A QUALIFIED LICENSED  
ELECTRICIAN-FOLLOW ALL CODES AND LOCAL ORDINANCES.  
ONLY INSTALL GENERATOR SET APPROVED FOR C.V. APPLICATION. HAVE  
INSTALLER OF QUALIFIED TECHNICIAN.  
TO AVOID FIRE HAZARD AND TO PREVENT AN ACCIDENT AND INJURY TO  
THE GENERATOR OPERATOR, FOLLOW INSTALLATION INSTRUCTIONS.  
GENERATOR WIRING SHOULD BE DONE AND TESTED AND NOT BEYOND  
UNDER THE VEHICLE-GENERATOR SHOULD NOT BE USED.

KEY PART NUMBER  
1 077510-01-000

U/M DESCRIPTION  
EA LABEL-GENERATOR PREP

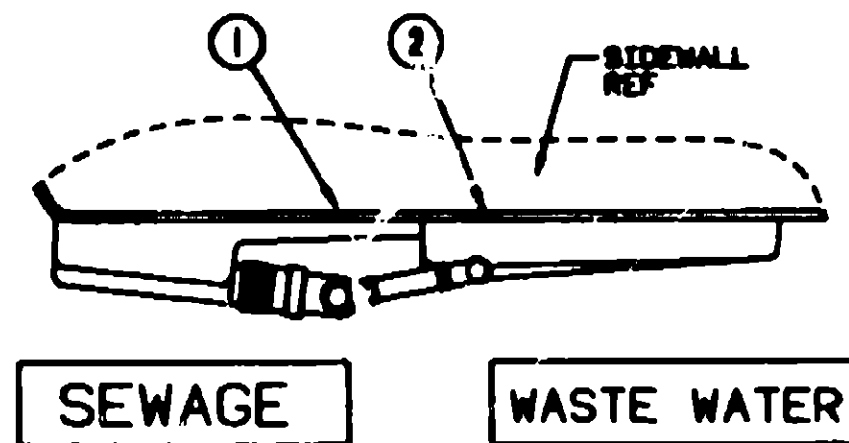
1990 ITASCA  
TABLE OF CONTENTS

INTRODUCTION	A-01	A-02
ABBREVIATIONS		A-03
ALPHABETICAL INDEX	A-04	A-06
ICN36RQ	A-07	F-19

1990 ICN36RQ INDEX

FLOOR PLAN	A-07	A-08
ACCESSORIES	A-09	A-22
BATH	A-23	B-02
BEDROOM	B-03	B-06
CHASSIS	B-07	B-16
C C & PAD	B-17	C-02
DINETTE	C-03	C-06
DRIVERS	C-07	C-10
ELECTRICAL	C-11	C-18
EXTERIOR BODY	C-19	D-06
GALLEY	D-07	D-16
HEATING & A/C	D-17	D-20
INTERIOR FINISH	D-21	E-01
LABEL	E-02	E-10
LP		E-11
LOUNGE	E-12	E-13
SEALANTS & FASTENERS	E-14	E-16
WATER & SEWAGE	E-17	E-21
WINDOW, VENT AND EXTERIOR DOOR	E-22	F-19

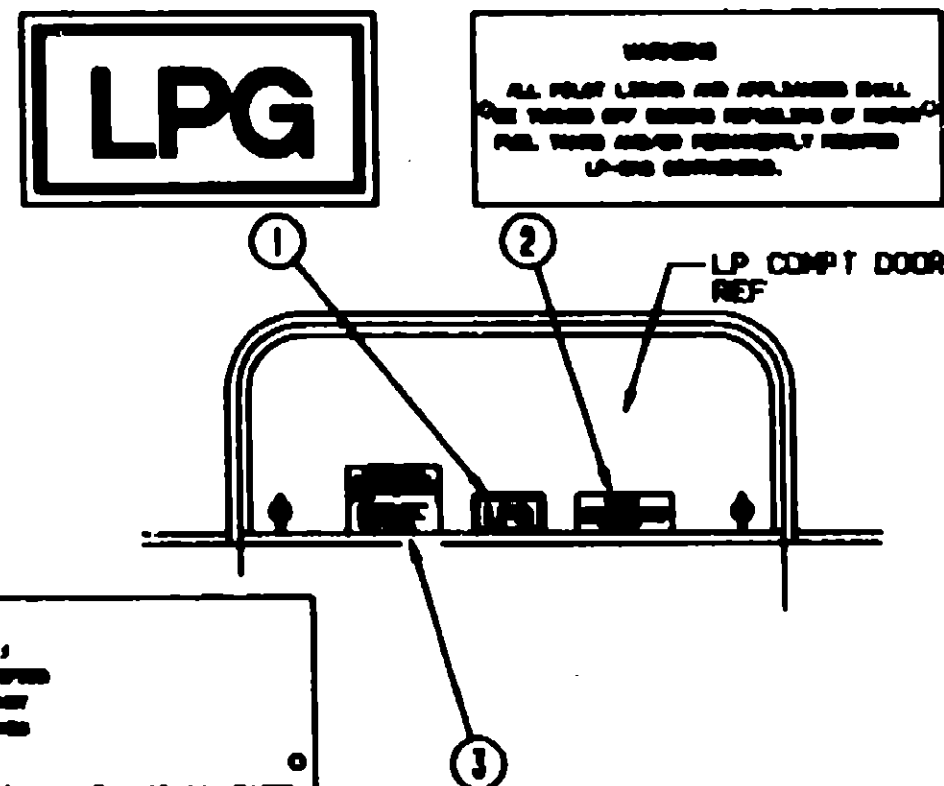
# LABEL & TAG GROUP (CONTINUED)



SEWAGE

WASTE WATER

KEY PART NUMBER	U/M DESCRIPTION
1 008187-01-000	EA LABEL-SEWAGE
2 008188-01-000	EA LABEL-WASTE WATER



LPG

WARNING  
ALL FUEL LINES AND APPLIANCES SHALL  
BE TURNED OFF BEFORE REPAIRS OF ANY  
KIND. THIS WORK SHOULD BE DONE BY  
A QUALIFIED PERSON.

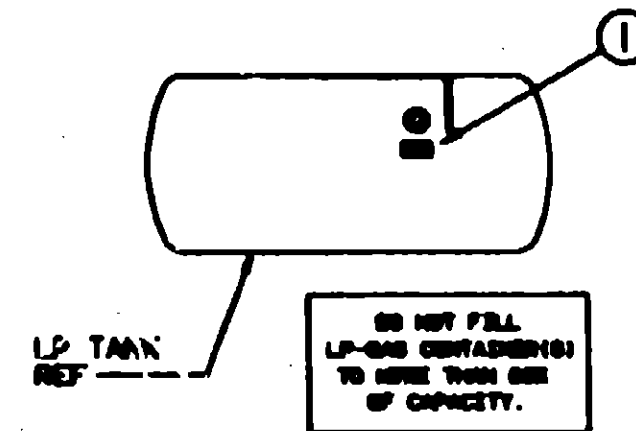
LP COMP T DOOR  
REF

LP-GAS ONLY  
THIS GAS FUEL SYSTEM IS  
DESIGNED FOR USE OF LIQUID  
PROPANE GAS ONLY. DO NOT  
USE ANY OTHER GAS IN THIS  
SYSTEM.

NEVERLY CAP REMOVED WHEN NOT CONNECTED  
TO THE SYSTEM. IF THE CAP IS  
LOOSE, IT MAY CAUSE A LEAK  
OF GAS. IF A LEAK IS  
DISCOVERED, STOP THE ENGINE  
AND LEAVE THE AREA. DO NOT  
SMOKE OR USE OPEN FLAMES.  
FOR MORE INFORMATION, SEE  
THE OWNER'S MANUAL.

KEY PART NUMBER	U/M DESCRIPTION
1 074559-01-000	EA DECAL-LOGO, LPG - RED - (CALIF CODE)
2 008040-01-000	EA TAG-GAS REFUELING WARNING
2 008040-02-000	EA TAG-GAS REFUEL WARNING, CANADIAN
3 054531-01-000	EA LABEL-LP GAS ONLY
3 023789-01-000	EA LABEL-WARNING, LPG - CANADIAN

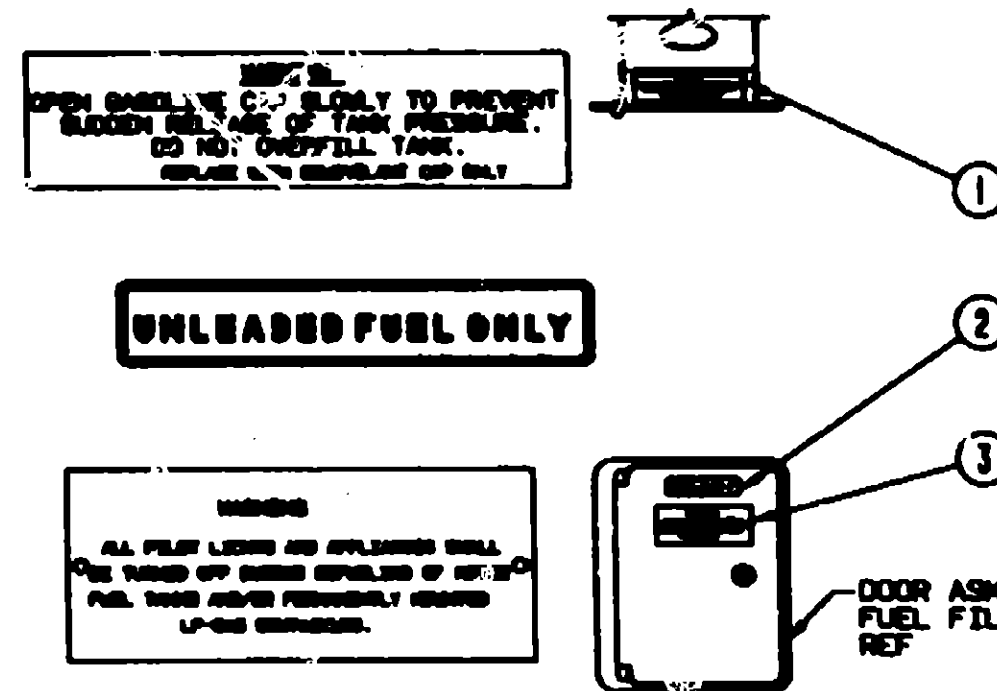
# LABEL & TAG GROUP CONTINUED



LP TANK  
REF

DO NOT FILL  
LP-GAS CONTAINERS  
TO MORE THAN ONE  
OF CAPACITY.

KEY PART NUMBER	U/M DESCRIPTION
1 079965-01-000	EA LABEL-LPG 80 CAPACITY



WARNING  
OPEN GASOLINE CAP SLOWLY TO PREVENT  
SUDDEN RELEASE OF TANK PRESSURE.  
DO NOT OVERFILL TANK.  
REPLACE CAP IMMEDIATELY AFTER  
REFUELING.

UNLEADED FUEL ONLY

WARNING  
ALL FUEL LINES AND APPLIANCES SHALL  
BE TURNED OFF BEFORE REPAIRS OF ANY  
KIND. THIS WORK SHOULD BE DONE BY  
A QUALIFIED PERSON.

DOOR ASM-  
FUEL FILL  
REF

KEY PART NUMBER	U/M DESCRIPTION
1 087207-05-000	EA LABEL-FUEL CAP REMOVAL
2 062043-01-000	EA LABEL-FUEL UNLEADED
3 008040-01-000	EA TAG-GAS REFUELING WARNING
3 008040-02-000	EA TAG-GAS REFUEL WARNING, CANADIAN

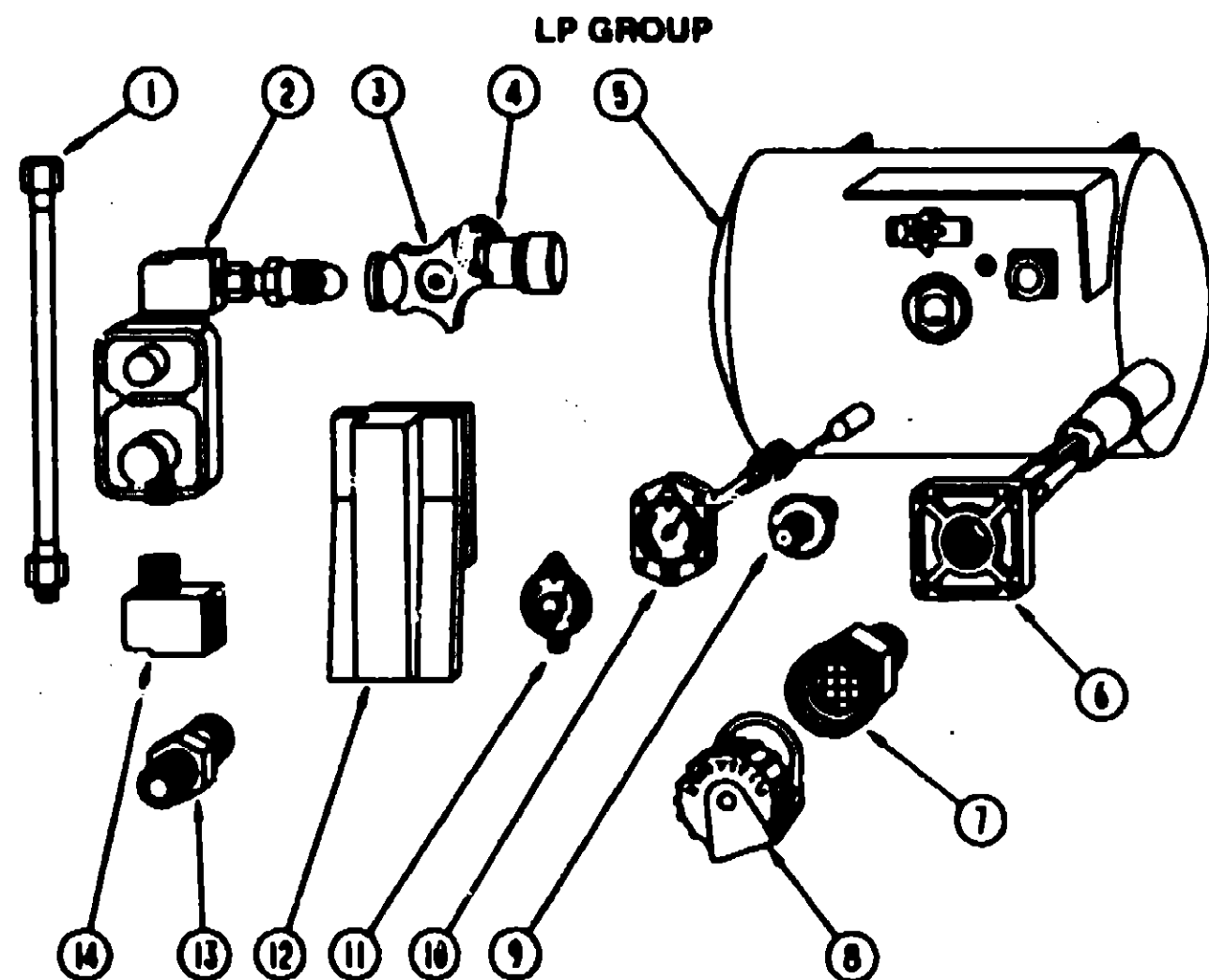
# 1990 ITASCA TABLE OF CONTENTS

INTRODUCTION	A-01 - A-02
ABBREVIATIONS	A-03
ALPHABETICAL INDEX	A-04 - A-06
ICN36RQ	A-07 - F-19

# 1990 ICN36RQ INDEX

FLOOR PLAN	A-07 - A-08
ACCESSORIES	A-09 - A-22
BATH	A-23 - B-02
BEDROOM	B-03 - B-06
CHASSIS	B-07 - B-16
C C & PAD	B-17 - C-02
DINETTE	C-03 - C-06
DRIVERS	C-07 - C-10
ELECTRICAL	C-11 - C-16
EXTERIOR BODY	C-19 - D-06
GALLEY	D-07 - D-16
HEATING & A/C	D-17 - D-20
INTERIOR FINISH	D-21 - E-01
LABEL	E-02 - E-10
LP	E-11
LOUNGE	E-12 - E-13
SEALANTS & FASTENERS	E-14 - E-16
WATER & SEWAGE	E-17 - E-21
WINDOW, VENT AND EXTERIOR DOOR	E-22 - F-19

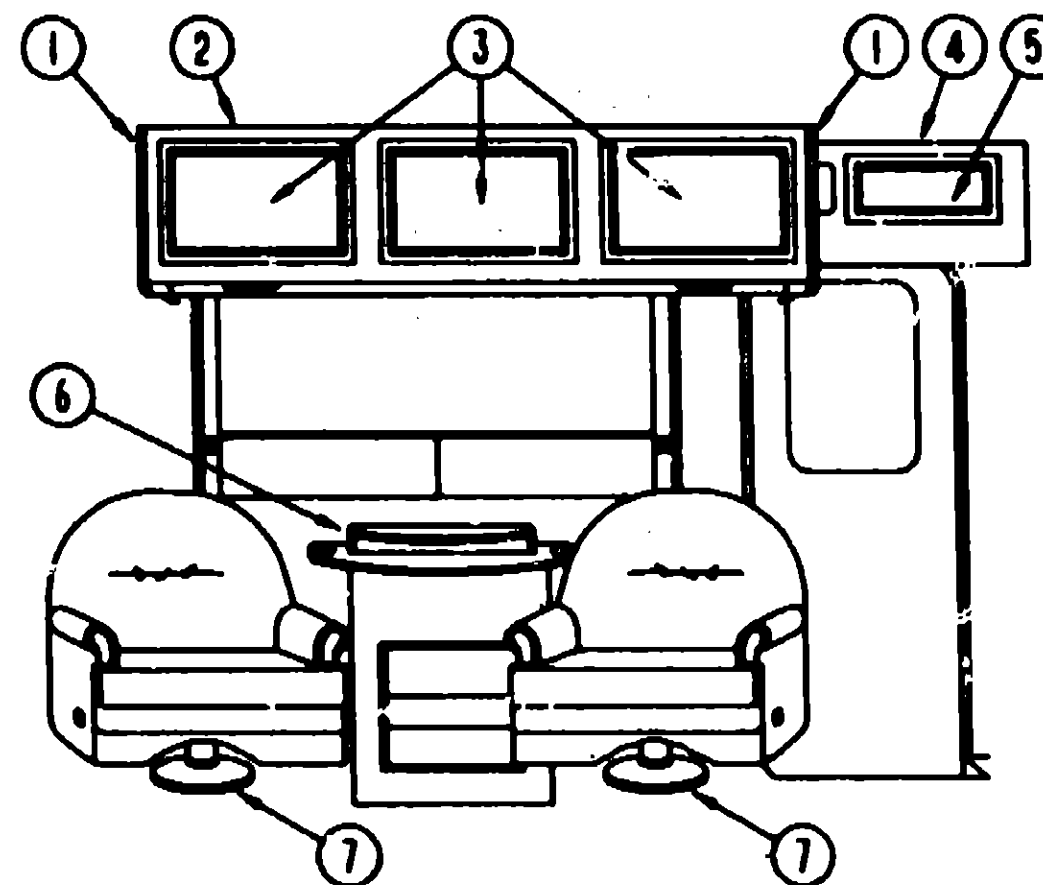




LP TANK & COMPONENTS

KEY PART NUMBER	U/M DESCRIPTION
1 045703-01-000	EA HOSE-LP, 3/8" ID X 24" US - 3/8 MPT X 1/2 F SWIVEL
1 045703-02-000	EA HOSE-LP, 3/8" ID X 24" - 3/8 MPT X 1/2 F SWIVEL - CANADA
2 078301-01-000	EA REGULATOR-LPG, TWO STAGE
3 040421-01-708	EA HANDWHEEL-VAPOR RELIEF VALVE, BRUNNER G-1015-A
4 040421-01-703	EA VALVE-SERVICE W/HAND WHEEL W/VAPOR RELIEF (REG0010000) BRUNNER G-1015
5 088253-04-000	EA TANK-LP, 16" X 36"
6 040421-01-711	EA VALVE-80% W/FLOAT, PLATE, BOLTS & GASKET - BRUNNER
7 040421-01-701	EA VALVE-SHORT LP FILLER W/YELLOW CAP - BRUNNER 75478
8 040421-01-702	EA CAP-LP FILLER VALVE, PLASTIC - YELLOW - BRUNNER G-1014-A
9 040421-01-700	EA GAUGE-LIQUID LEVEL, 20% LP - BRUNNER G-1013
10 040421-01-707	EA GAUGE-FLOAT W/VISIBLE DIAL - BRUNNER MA-9 6244-4
11 040440-01-000	EA TRANSMITTER-DIAL, 90 OHM
12 081938-01-000	EA COVER-COMPARTMENT - LP REGULATOR - BLACK
13 010329-01-000	EA ADAPTER-BRASS 1/2" F X 1/2" MPT
14 065318-02-000	EA ELBOW-90 DEGREE, 3/8" MPT TO 3/8" FPT
010285-01-000	EA CROSS, 3/8" F X 3/8" F X 3/8" F X 1/2" FPT - BRASS
010377-01-000	EA NUT-3/8" F - BRASS
FROM: 00-00-00 THRU: 04-29-90	
010377-02-000	EA NUT-BRASS, 3/8 FEMALE - FORGED
FROM: 04-30-90 THRU: 99-99-99	
010380-02-000	EA NUT-BRASS, 1/2" FEMALE - FORGED
FROM: 04-30-90 THRU: 99-99-99	
016188-03-000	EA GROMMET-GAS LINE, FLOOR - 3/8" HOLE X 2 1/8" DIAMETER RUBBER
081642-01-000	EA TEE, 1/2" MPT X 1/2" FL X 3/8" FL - BRASS
010497-05-000	EA CLAMP-CLOSED, .50" ID
075148-02-000	EA CLAMP-GROUNDING, BRONZE SCREWS
008380-01-000	EA GROMMET-RUBBER, 5/8" HOLE X 1 1/2" DIAMETER - BLACK
010328-01-000	EA ADAPTER-FLARE, W/CONE GASKET 3/8" FEMALE FL X 1/2" MALE F
085741-01-000	EA GAUGE-DIAPHRAGM PRESSURE - MARSHALLTOWN MFG
065742-01-000	EA TEE, 3/8" F X 3/8" F X 3/8" F - BRASS
071391-02-000	EA NIPPLE-HEX, .25 PIPE
008042-01-000	FT TUBING-VINYL, .65" ID
064631-01-000	EA LABEL-LP GAS ONLY

LOUNGE GROUP



OVERHEAD CABINET & COMPONENTS

KEY PART NUMBER	U/M DESCRIPTION
1 092747-01-Y10	EA END CAP-CABINET, OVERHEAD
2 M97072-02-AE6	EA CABINET-OVERHEAD, LOUNGE - W/O DOORS OR HARDWARE
FROM: 00-00-00 THRU: 10-01-89	
2 M97072-10-AE6	EA CABINET-OVERHEAD, LOUNGE - W/O DOORS OR HARDWARE
FROM: 10-02-89 THRU: 99-99-99	
3 M88304-A9-X08	EA DOOR-CABINET, W/O HARDWARE - 14.4" X 29.1"
4 M92430-01-AE6	EA CABINET-OVERHEAD, ENTRANCE DOOR - W/O DOORS OR HARDWARE
5 M88304-99-X08	EA DOOR-CABINET, W/O HARDWARE - 10" X 19.1"
6 096928-02-A86	EA TABLE ASM-PULLOUT
096928-11-A86	EA PANEL ASM-PULLOUT TOP
079921-01-000	EA ROLLER-NYLON, W/SHAFT
009018-01-000	EA CATCH-ASM-SINGLE ROLLER
080728-01-000	EA PULL-RECESSED, OAK 1 1/4X4
7 093482-01-000	EA SHROUD-PEDESTAL, 13" - BLACK PLASTIC
093481-02-000	EA BASE-PEDESTAL, SWIVEL CHAIR - 10" EXTENSION
097208-02-A86	EA RACK ASM-MAGAZINE
064761-05-000	EA HOLDER-CUP, TWO STEP

SEAT BELT

KEY PART NUMBER	U/M DESCRIPTION
007021-01-000	EA BELT-SEAT, 2" X 90" - BLACK

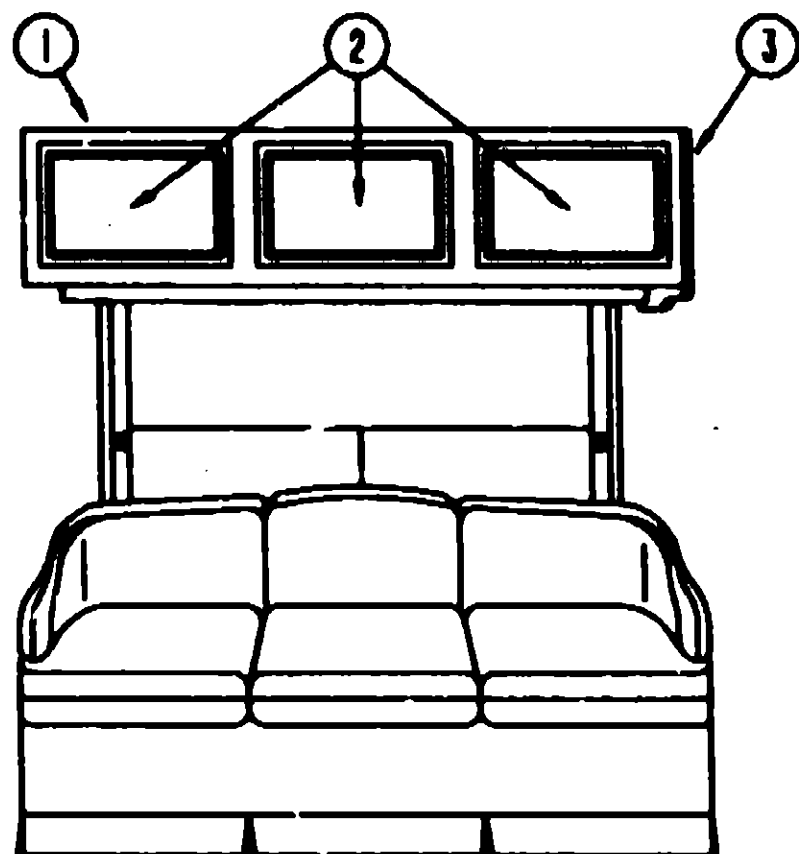
## 1990 ITASCA TABLE OF CONTENTS

INTRODUCTION	A-01 - A-02
ABBREVIATIONS	A-03
ALPHABETICAL INDEX	A-04 - A-06
ICN36RQ	A-07 - F-19

## 1990 ICN36RQ INDEX

FLOOR PLAN	A-07 - A-08
ACCESSORIES	A-09 - A-22
BATH	A-23 - B-02
BEDROOM	B-03 - B-06
CHASSIS	B-07 - B-16
C & PAD	B-17 - C-02
DINETTE	C-03 - C-06
DRIVERS	C-07 - C-10
ELECTRICAL	C-11 - C-18
EXTERIOR BODY	C-19 - D-06
GALLEY	D-07 - D-16
HEATING & A/C	D-17 - D-20
INTERIOR FINISH	D-21 - E-01
LABEL	E-02 - E-10
LP	E-11
LOUNGE	E-12 - E-13
SEALANTS & FASTENERS	E-14 - E-16
WATER & SEWAGE	E-17 - E-21
WINDOW, VENT AND EXTERIOR DOOR	E-22 - F-19

LOUNGE GROUP (CONTINUED)



DRIVER SIDE CABINETS

KEY PART NUMBER	U/M DESCRIPTION
1 M97072-02-AE8	EA CABINET ASM-OVHD.FRONT. COUCH - W/O DOORS OR HARDWARE
2 M88304-A9-X08	EA DOOR-CABINET, W/O HARDWARE - 14.4" X 21.9"
3 092747-01-Y10	EA END CAP-CABINET, OVERHEAD - FRONT
079296-01-000	EA FRAME-COUCH, CONTINENTAL
079385-02-000	EA HARDWARE-KIT, COUCH, CONTINENTAL

SEAT BELT

KEY PART NUMBER	U/M DESCRIPTION
056271-02-000	EA BELT-SEAT, 2" X 72" - BLACK

SEALANTS & FASTENERS GROUP

SEALANTS AND FASTENERS

KEY PART NUMBER	U/M DESCRIPTION
004020-01-000	QT ADHESIVE-ABS CEMENT, QUART
081377-01-700	EA ADHESIVE-CYANOACRYLATE, 10 GRAM TUBE
004008-04-700	EA ADHESIVE-PIERCE, 1 GAL - J9270-X-1
087211-01-000	GL ADHESIVE-PROMOTER
004005-02-000	EA ADHESIVE-SWIFTS, 1 GAL - W1333
099039-01-000	EA ADHESIVE-WEATHERSTRIP, 8 OZ.
053788-02-000	EA BEDDING COMPOUND-TUBE, WHITE
005200-01-000	EA BOLT-BUMPER,ROUND HEAD-SQUARE NECK- W/SST CAP 7/16- 14 X 1 1/4
102333-01-01A	EA BOLT-CARRIAGE, 7/16 - 14 - STAINLESS STEEL CAP- BEIGE
051387-08-000	EA BOLT-CARRIAGE, W/O HOLE - 5/16-18 X 9 3/4
000C12-08-248	EA BOLT-HEX, 1/2-13 X 1 1/2 - ZN 5
000C12-05-188	EA BOLT-HEX, 5/16-18 X 1 - ZINC 5
000C12-10-248	EA BOLT-HEX, 5/8-11 X 1 1/2 ZN - 5
000C12-07-208	EA BOLT-HEX, 7/16 - 14 X 1 1/4" - ZNS
000C13-07-488	EA BOLT-HEX, 7/16 - 20 X 3 - ZN 5
000C28-04-108	EA BOLT-HEX, SER FLG - 1/4-20 X 5/8 ZINC
000C28-05-208	EA BOLT-HEX,SER FLG 5/16-18 X 1 1/4" - ZINC
000C12-05-248	EA BOLT-HEX-5/16-18X1 1/2 ZN 5
016804-01-000	EA BRACE-CABINET, ANGLED METAL - 2.5'
010495-01-000	EA CLAMP-CABLE, 9/16"
010497-08-000	EA CLAMP-CLOSED, 11/16" ID
010497-03-000	EA CLAMP-CLOSED, 1" ID - CUSHIONED
010499-01-000	EA CLAMP-CLOSED, 3/8" ID
010497-01-000	EA CLAMP-CLOSED, 5/8" ID
010497-08-000	EA CLAMP-CLOSED, .125"
075148-02-000	EA CLAMP-GROUNDING, BRONZE SCREWS
082401-02-000	EA CLAMP-HOSE, WORMGEAR, 1 5/8" - 2.5"
082401-10-000	EA CLAMP-HOSE, WORMGEAR 1 1/8" - 2"
073194-02-000	EA CLAMP-HOSE, WORMGEAR 32-50 MM
082401-07-000	EA CLAMP-HOSE, WORMGEAR 5" - 7"
082401-08-000	EA CLAMP-HOSE, WORMGEAR .22" - .62"
082401-01-000	EA CLAMP-HOSE, WORMGEAR .25" - 1"
082401-04-000	EA CLAMP-HOSE, WORMGEAR .69" - 1.25"
082401-03-000	EA CLAMP-HOSE WORMGEAR, .22" - 1"
083609-01-000	EA CLAMP-WIRE,DUAL - EQUAL 5/8" DIAMETER
094362-02-000	EA CLIP-CHRISTMAS TREE, FLAT HEAD
077953-01-000	EA GROMMET-EDGE LINER, FITS 1"
023942-01-000	EA GROMMET-RUBBER, 2" OD
071015-21-000	EA GROMMET- .50"ID, FIT'S .19" MATERIAL, RUBBER- SPLIT
009088-01-000	EA HINGE-ALUMINUM, NO HOLES - 11/16" X 72" - UNPAINTED
058134-02-000	EA HOLDER-RING, 1.5" ID PIPE SIZE - STEEL
092321-01-000	FT INSULATION-FIBERGLASS, W/ALUMINUM FOIL
077955-01-000	EA J CLIP-VINYL COATED, 3/8" USED IN WIRING TO CLEARANCE LIGHTS
072553-01-000	EA NUT-SERT-M5 X 0.8
077049-01-000	EA NUT-ACORN, 10-32 ALUMINUM
095094-01-000	EA NUT-ACORN, 1/4 - 20 ALUMINUM
000D14-05-008	EA NUT-HEX, 5/16-18 - ZN 5
000D34-04-008	EA NUT-HEX, LK 1/4 - 20 ZN
000D39-04-008	EA NUT-HEX, SER FLG LK 1/4 - 20 ZN
000D39-08-008	EA NUT-HEX, SER FLG LK - 1/2-13 ZN
000D39-08-008	EA NUT-HEX, SER FLG LK - 3/8-16 ZN
000D39-05-008	EA NUT-HEX, SER FLG LK - 5/16 - 18 ZN
000D44-07-008	EA NUT-HEX, SER FLG LK - 7/16-20 ZN
000D24-10-008	EA NUT-HEX, SFLK - 10-32 ZN
000D34-08-008	EA NUT-HEX LK-3/8-16 GRADE C ZN
075467-01-000	EA NUT-INVERTED FLARE, 1/4"
088497-02-000	EA NUT-INVERTED FLARE, 1/4"
063253-07-000	EA NUT-J, #8A, 120 - 130 PNL THK
044364-02-000	EA NUT-SPEED, FLAT - ROUND
040921-08-000	EA NUT-SPEED, U TYPE - NO 8
040921-04-000	EA NUT-SPEED, U TYPE - NO 8
040921-05-000	EA NUT-SPEED, U TYPE - NO 8
044364-01-000	EA NUT-SPEED,FLAT
064081-01-000	EA NUT-WING, 3/8" X 16 THREAD

1990 ITASCA  
TABLE OF CONTENTS

INTRODUCTION	A-01	A-02
ABBREVIATIONS		A-03
ALPHABETICAL INDEX	A-04	A-06
ICN36RQ	A-07	F-19

1990 ICN36RQ INDEX

FLOOR PLAN	A-07	A-08
ACCESSORIES	A-09	A-22
BATH	A-23	B-02
BEDROOM	B-03	B-06
CHASSIS	B-07	B-16
C C & PAD	B-17	C-02
DINETTE	C-03	C-06
DRIVERS	C-07	C-10
ELECTRICAL	C-11	C-18
EXTERIOR BODY	C-19	D-08
GALLEY	D-07	D-16
HEATING & A/C	D-17	D-20
INTERIOR FINISH	D-21	E-01
LABEL	E-02	E-10
LP		E-11
LOUNGE	E-12	E-13
SEALANTS & FASTENERS	E-14	E-16
WATER & SEWAGE	E-17	E-21
WINDOW, VENT AND EXTERIOR DOOR	E-22	F-19

SEALANTS & FASTENERS GROUP (CONTINUED)

SEALANTS AND FASTENERS

KEY PART NUMBER	U/M DESCRIPTION
084884-01-000	EA PLUG-BRASS, 3/8"
000H16-04-08R	EA RIVET-POP, AL 1/8 X 313-375
089882-02-000	EA RIVET-T (POP) 1/4X 083-158
083729-04-000	EA RIVNUT, 10-32 UNF - 010-080
083729-01-000	EA RIVNUT, 1/4 X 20 UNC - 030-125
000G87-10-24B	EA SCREW, 10-12 X 1 1/2 PPH - ZN
000G87-10-16P	EA SCREW, 10-12 X 1 PPH - DARK BROWN
000G87-10-16B	EA SCREW, 10-12 X 1 PPH - ZN
000G87-10-08B	EA SCREW, 10-12 X 1/2 PPH ZN
000G87-10-08R	EA SCREW, 10-12 X 1/2 PPH - BEIGE - TYPE A
000G87-10-12B	EA SCREW, 10-12 X 3/4 - PPH ZN
000G87-10-10B	EA SCREW, 10-12 X 5/8 PPH ZN - TYPE A
000G87-10-10R	EA SCREW, 10-12 X 5/8 PPH - TYPE A - BEIGE
000G87-10-12P	EA SCREW, 10-12 X .75 PPH - DARK BROWN
049465-01-000	EA SCREW, 10-16 WWASHER PTH - DARK BROWN
049465-04-000	EA SCREW, 10-16 X 1 PTH WWASHER - BEIGE
000G11-10-16B	EA SCREW, 10-16 X 1 - PPH ZN
000G11-10-12R	EA SCREW, 10-16 X 3/4 PPH - BEIGE
000G11-10-12D	EA SCREW, 10-16 X 3/4 PPH - BLACK
000G68-06-10G	EA SCREW, 6-18 X 5/8 POH - ANTIQUE BRASS
078790-01-000	EA SCREW, 6-20 X 1 1/4 PPH - BLACK
000G13-06-16R	EA SCREW, 6-20 X 1 PFH - BEIGE
000G13-06-08B	EA SCREW, 6-20 X 1/2 PFH ZN
000G13-06-10G	EA SCREW, 6-20 X 5/8 PFH - ANTIQUE BRASS
000G11-08-10B	EA SCREW, 6-20 X 5/8 PPH ZN
000G11-08-10J	EA SCREW, 6-20 X 5/8 PPH - BRASS
000G11-07-08B	EA SCREW, 7-19 X 1/2 PFH - ZN
000G13-07-12B	EA SCREW, 7-19 X 3/4 PFH ZN
000G13-08-16B	EA SCREW, 8-18 X 1 PFH - ZN
000G11-08-08T	EA SCREW, 8-18 X 1/2 PPH
000G11-08-08B	EA SCREW, 8-18 X 1/2 PPH ZN
000G11-08-12B	EA SCREW, 8-18 X 3/4 PPH ZN
000G11-08-12R	EA SCREW, 8-18 X 3/4 PPH - BEIGE
000G11-08-12D	EA SCREW, 8-18 X 3/4 PPH - BLACK
000G11-08-16R	EA SCREW, 8-18X1.00 PPH - BEIGE
000G67-10-32B	EA SCREW, NO. 10 - 12 X 2 PPH ZN
000G55-08-12W	EA SCREW, SF/DR-8-18X.75 PWH
000G67-10-12R	EA SCREW-10-12X.75 PPH BEIGE
000G67-10-12D	EA SCREW-10-12X.75 PPH TAN
049465-03-000	EA SCREW-10-16X1 POH WWASHER
000G11-10-12S	EA SCREW-10-16X.75 PPH OFF WHITE
000G54-04-20B	EA SCREW-1/4-20X11/4 PTH TYP 23
000G57-05-16J	EA SCREW-5-20X1 PFH BRASS
000G12-06-08T	EA SCREW-6-20 X .50 POH - BLACK
000G13-06-16J	EA SCREW-6-20X1.00 PFH BRASS
000G11-08-12P	EA SCREW-8- 18X.75 DARK BROWN
085318-01-000	EA SCREW-8-08X1/2 CRIMPTITE HD
000G87-08-32B	EA SCREW-8-15X2 PPH ZN
000G12-08-16S	EA SCREW-8-18 X 1" POH - OFF WHITE
000G11-08-16S	EA SCREW-8-18X1.00 PPH OFF WHITE
009439-07-000	EA SCREW-8-32X1 1/4 POH BLACK
087721-01-000	EA SCREW-FLAT HEAD, TAPPING - 1/4 X 1 1/4 LG ZN
086763-01-000	EA SCREW-MACH, 10 - 32 X 1/4 PTH
000G19-10-08B	EA SCREW-MACH, 10-32 X 1/2 PPH ZN
000G19-10-10B	EA SCREW-MACH, 10-32 X 5/8 - PPH - ZINC
000G50-04-12B	EA SCREW-MACH, 1/4-20 X 3/4 PPH ZN
081908-01-000	EA SCREW-MACH 6-32X.62 WNYLOCK
088371-01-000	EA SCREW-MACH 8-32X3 5/16 ZN
000G19-10-20B	EA SCREW-MACHINE, 10-32 X 1 1/4 PPH ZINK
000G18-08-16B	EA SCREW-MACHINE, 8 X 32 X 1, PPH ZN
075908-01-000	EA SCREW-MACH-10-32X 56PTH(SEMS
000G53-04-08B	EA SCREW-MACH-1/4-20X3/8 PPH ZN
000G18-08-22B	EA SCREW-MACH-8-32X1 3/8 PPH ZN

SEALANTS & FASTENERS GROUP (CONTINUED)

SEALANTS AND FASTENERS

KEY PART NUMBER	U/M DESCRIPTION
000G39-10-20B	EA SCREW-SF/DR, 10-16 X 1 1/4 PPH ZN
000G39-10-12R	EA SCREW-SF/DR, 10-16 X 3/4 PPH - BEIGE
000G39-10-12D	EA SCREW-SF/DR, 10-16 X 3/4 PPH - BLACK
000G39-08-16T	EA SCREW-SF/DR, 8-20 X 1 PPH - BLACK
000G39-08-10T	EA SCREW-SF/DR, 8-20 X 5/8 PPH - BLACK
000G39-08-24B	EA SCREW-SF/DR, 8-18 X 1 1/2 PPH ZN
000G39-08-16E	EA SCREW-SF/DR, 8-18 X 1 PPH CHROME
000G39-08-16B	EA SCREW-SF/DR, 8-18 X 1 PPH ZN
000G39-08-16T	EA SCREW-SF/DR, 8-18 X 1 PPH - BLACK
000G55-08-16Z	EA SCREW-SF/DR, 8-18 X 1.00 - BEIGE
000G39-08-08B	EA SCREW-SF/DR, 8-18 X 1/2 PPH ZN
000G39-08-32B	EA SCREW-SF/DR, 8-18 X 2 PPH - ZINC
000G39-08-12D	EA SCREW-SF/DR, 8-18 X 3/4 PPH ZN
000G39-08-12T	EA SCREW-SF/DR, 8-18 X 3/4 PPH - BLACK
000G39-08-08B	EA SCREW-SF/DR, 8-16 X 3/8 PPH ZN
000G80-10-28T	EA SCREW-SF/DR, 10-16X1.75
000G39-08-16R	EA SCREW-SF/DR 8-18X1.00 PPH BEIGE
000G39-08-08R	EA SCREW-SF/DR 8-18X1/2 PPH
079382-01-000	EA SCREW-SOCKET, 8-18 X 1" - BLACK
069640-02-000	FT SEALER-RIBBON, 1/2" X 1/8" - INCREMENTS OF 30'
069640-09-000	FT SEALER-RIBBON, 1/32" X 2 1/2"
069640-01-000	FT SEALER-RIBBON, 1/4" DIAMETER - INCREMENTS OF 20'
069640-03-000	FT SEALER-RIBBON, 3/4" X 1/8" - INCREMENTS OF 60'
069640-06-000	FT SEALER-RIBBON, 5/16" DIAMETER - INCREMENTS OF 25'
091255-03-000	FT SEAL-FOAM, 1/4 X 3/16 ROLL
091255-01-000	FT SEAL-FOAM, 3.2MM X 4.8MM
090340-01-000	FT SEAL-FOAM, CLOSED CELL - 1/4" X 1/2" X 50'
053752-01-000	GL SEAM SEALER-5 GAL ALUMINUM
034552-04-000	EA SILICONE-TUBE, 300 ML - BEIGE
034552-02-000	EA SILICONE-TUBE, 300 ML - CLEAR
008401-01-000	EA STRAP-CONDUIT, 3/4" - 1 HOLE - GALVANIZED STEEL
100028-01-000	FT TAPE-ADHESIVE, .031" X .75" WIDE
004363-01-000	FT TAPE-ADHESIVE FOAM, 1 SIDE - 3/16" X 1/2" - GRAY
093071-01-000	FT TAPE-BONDING, DOUBLE SIDED - 1/64" X 2"
093071-01-000	FT TAPE-BONDING, DOUBLE SIDED - 1/64" X 2"
076322-03-000	FT TAPE-FOAM, DOUBLE COATED - .045" X .5"
088244-01-000	FT TAPE-FOAM, VINYL COATED - 2" WIDE - INCREMENTS OF 108 FT
009200-01-000	EA TAPE-FURNACE, 1 1/2"
087691-01-000	EA TAPE-MASKING, WEATHER RESISTANT
008343-02-000	EA TIE-WIRE, 14"
008343-01-000	EA TIE-WIRE, 6"
077071-01-000	EA WASHER-FENDER, 3/16" ID X 1" OD
000E13-14-00B	EA WASHER-FL, 1/4" WIDE ZN
000E13-11-00B	EA WASHER-FL, 3/16" WIDE ZN
000E13-17-00B	EA WASHER-FL-3/8 AR ZN

1990 ITASCA  
TABLE OF CONTENTS

INTRODUCTION	A-01 -	A-02
ABBREVIATIONS		A-03
ALPHABETICAL INDEX	A-04 -	A-06
ICN36RQ	A-07 -	F-19

1990 ICN36RQ INDEX

FLOOR PLAN	A-07 -	A-08
ACCESSORIES	A-09 -	A-22
BATH	A-23 -	B-02
BEDROOM	B-03 -	B-16
CHASSIS	B-07 -	B-16
C C & PAD	B-17 -	C-02
DINETTE	C-03 -	C-06
DRIVERS	C-07 -	C-10
ELECTRICAL	C-11 -	C-18
EXTERIOR BODY	C-19 -	D-06
GALLEY	D-07 -	D-18
HEATING & A/C	D-17 -	D-20
INTERIOR FINISH	D-21 -	E-01
LABEL	E-02 -	E-10
LP		E-11
LOUNGE	E-12 -	E-13
SEALANTS & FASTENERS	E-14 -	E-16
WATER & SEWAGE	E-17 -	E-21
WINDOW, VENT AND EXTERIOR DOOR	E-22 -	F-19

**WATER & SEWAGE GROUP**  
**WATER SYSTEM**

KEY PART NUMBER	U/M DESCRIPTION
038522-02-000	EA CAP-BRASS, 1/2" FLARE
052959-02-000	EA CONNECTOR, 1/2" F X 1/2" MPT - PLASTIC - GRAY
083193-02-000	EA DRAIN VALVE-IN LINE, HEADER - 1/2" MPT X 1/2" F X 1/2" M
052957-02-000	EA ELBOW-MALE, 1/2" F X 1/2" MPT - PLASTIC - GRAY
085120-01-000	EA ELBOW-SWIVEL, 1/2" FPT X 1/2" FLARE - PLASTIC - GRAY
081248-02-000	EA FAUCET-EXTERNAL WATER 90 DEG
087859-04-000	EA FILL-WATER, CITY - OFF WHITE
071015-08-000	EA GROMMET-1.75"ID, FITS .08" MATERIAL, RUBBER
052952-01-000	EA NUT-PLASTIC, 1/2" F X 1/2" TUBE - PLASTIC - GRAY
052956-01-000	EA TEE-1/2" F X 1/2" MPT X 1/2" F - PLASTIC
039800-01-000	FT TUBING-POLYBUTYL, 1/2" OD - INCREMENTS OF 20' - BLACK
098941-01-000	EA VACUUM BREAKER-3/4 FPT X 3/4 MPT
048128-01-000	EA VALVE DRAIN, PLASTIC - 1/2" FPT
011066-02-000	EA P TRAP-PLAS 1 1/4 SLOANE 3220-A CSA

**FRESH WATER TANK - 40 GALLON**

KEY PART NUMBER	U/M DESCRIPTION
094507-02-000	EA TANK-WATER, 40 GALLON - W/FITTINGS - 14" X 26.7" X 35"
094507-01-000	EA TANK-WATER, 40 GALLON - W/O FITTINGS - 14" X 26.7" X 35"
052957-04-000	EA ELBOW-5/8" F X 3/4" MPT
052957-02-000	EA ELBOW-MALE, 1/2" F X 1/2" MPT - PLASTIC - GRAY
077954-02-000	EA FILTER-WATER TANK, SCREEN IN TANK
042989-08-000	EA FITTING-SPINWELD, PLASTIC - 3/4 FPT
042989-05-000	EA FITTING-WATER TANK, SPINWELD - 1/2" FPT - PLASTIC - WHITE
049032-01-000	EA PATCH-SPINWELD, 3/8" - PLASTIC
039861-01-000	EA SENDING UNIT W/SCREW, WASHER, WELL NUT AND TERMINAL RING
052955-01-000	EA TEE-WATER, 1/2" F X 1/2" F X 1/2" MPT - PLASTIC - GRAY

**WATER SYSTEM**

KEY PART NUMBER	U/M DESCRIPTION
045729-01-701	EA BASEPLATE-KIT, SHURFLOW® 94-052
098607-01-705	EA CHECK VALVE-KIT, SHURFLOW® 94-237-00
045729-01-702	EA DIAPHRAGM-KIT, SHURFLOW® 94-213-00
098607-01-702	EA DIAPHRAGM-KIT, SHURFLOW® 94-233-10
098607-01-701	EA DRIVE ASM, SHURFLOW® 94-234-03
075241-05-000	EA FAUCET-SHOWER, BONE
098607-01-704	EA HOUSING-UPPER, SHURFLOW® 94-231-01
045729-01-707	EA LOWER-HOUSING, SHURFLO 94-017-01
045729-01-700	EA MOTOR, SHURFLO 11-021
098607-01-707	EA MOTOR/BASEPLATE REPLACEMENT, SHURFLOW® 94-234-03
098607-01-700	EA PUMPHEAD-REPLACEMENT, SHURFLOW® 94-235-08
045729-01-706	EA PUMPHEAD-SHURFLOW® 94-058-11
098607-01-000	EA PUMP-WATER, 2.8 GPM - SHUR FLO
098607-02-000	EA PUMP-WATER, 2.8 GPM - W/1/2" MPT FITTINGS - CANADIAN
011048-05-000	EA SHOWER HEAD-W/60" HOSE, W/O VACUUM BREAKER - CANADIAN
098607-01-708	EA SWITCH ASM-COMplete, SHURFLOW® 94-230-00
045729-01-705	EA SWITCH CAP KIT W/SWITCH-SHURFLOW® 94-255-01
045729-01-704	EA UPPER HOUSING-SHURFLOW® 94-025-00
098607-01-703	EA VALVE ASM, SHURFLOW® 94-232-00
045729-01-703	EA VALVE ASM-KIT, SHURFLOW® 94-110
045729-02-000	EA PUMP/WATER, 2.8 GPM, CSA SHUR FLO 205-013

**WATER & SEWAGE GROUP (CONTINUED)**  
**WATER PURIFICATION OPTION L298**

KEY PART NUMBER	U/M DESCRIPTION
079317-01-000	EA ADAPTER-SWIVEL, 1/2" TUBE X 1/2" FPT - PLASTIC - GRAY
087200-02-000	EA CARTRIDGE-WATER FILTER, EVERPURE 9601-11
052959-02-000	EA CONNECTOR, 1/2" F X 1/2" MPT - PLASTIC - GRAY
052957-01-000	EA ELBOW-PLASTIC, 1/2" F X 3/8" MPT
065120-01-000	EA ELBOW-SWIVEL, 1/2" FPT X 1/2" FLARE - PLASTIC - GRAY
087200-01-000	EA FILTER-WATER PURIFICATION, EVERPURE QC2-AC
052952-01-000	EA NUT-PLASTIC, 1/2" F X 1/2" TUBE - PLASTIC - GRAY
039800-01-000	FT TUBING-POLYBUTYL, 1/2" OD - INCREMENTS OF 20' - BLACK
091208-01-000	EA WASHER-RUBBER, .08" X .75" X .5"

**WATER HEATER BYPASS VALVE OPTION L83J**

KEY PART NUMBER	U/M DESCRIPTION
039800-01-000	FT TUBING-POLYBUTYL, 1/2" OD - INCREMENTS OF 20' - BLACK
052952-01-000	EA NUT-PLASTIC, 1/2" F X 1/2" TUBE - PLASTIC - GRAY
052957-02-000	EA ELBOW-MALE, 1/2" F X 1/2" MPT - PLASTIC - GRAY
052956-01-000	EA TEE, 1/2" F X 1/2" F X 1/2" F - PLASTIC - GRAY
099775-01-000	EA BYPASS KIT-WATER HEATER

**WATER HEATER W/MOTOR AID & REAR HEATER OPTION L811**

KEY PART NUMBER	U/M DESCRIPTION
051393-01-000	EA WATER HEATER-W/MOTOR AID, PILOTLESS IGNITION ATWOOD GH6-4E OR GH6-6E
051393-01-700	EA TANK-INNER, 3E FRONT MOUNT - ATWOOD® 91023
051393-01-701	EA SWITCH PACKAGE-ATWOOD® 91959
051393-01-702	EA SWITCH-ENERGY CUT-OFF, ATWOOD® 91951
051393-01-703	EA THERMOSTAT-REAR MOUNT, ATWOOD® 91932
051393-01-704	EA CIRCUIT BOARD-W/BLACK BOX, ATWOOD® 91420
051393-01-705	EA ORIFICE HOLDER-ATWOOD® 91925
051393-01-716	EA PROBE & SPARK ASM, ATWOOD® 91608
051391-01-708	EA BURNER-MAIN, 3E ONLY - ATWOOD® 92615
051393-01-718	EA VALVE-DUAL SOLENOID, ATWOOD® 91605
051393-01-713	EA BRACKET-CORNER, PACKAGE OF 4 - ATWOOD® 91838
051393-01-714	EA TANK-INNER (GH6-3E), REAR MOUNT - ATWOOD® 91408
051393-01-716	EA SPARK & PROBE ASM, ATWOOD® 91606
051393-01-718	EA VALVE-DUAL SOLENOID, ATWOOD® 91605
051393-01-704	EA CIRCUIT BOARD
051393-01-720	EA KNOB-TEMPERATURE, ATWOOD® 92310
051393-01-721	EA ECO&THERMOSTAT ASM-FRONT MOUNT, 140 DEGREE - ATWOOD® 91447
051393-01-722	EA GAS IGNITION FIELD TESTER-MODEL 05-080224-001
062401-01-000	EA CLAMP-HOSE, WORMGEAR 25"- 1"
079059-01-000	EA HOSE-90 DEGREE, .61"ID X 4" X 36"
083081-01-000	EA HOSE-FORMED
088753-01-000	FT TUBE-ALUMINIZED STEEL, 5/8" - 18 GAUGE
010227-01-000	EA TEE-PLASTIC, BARB 5/8" OR 3/4" HOSE
062401-01-000	EA CLAMP-HOSE, WORMGEAR 25"- 1"
062401-04-000	EA CLAMP-HOSE, WORMGEAR 69"- 1 25"

**1990 ITASCA**  
**TABLE OF CONTENTS**

INTRODUCTION	A-01	A-02
ABBREVIATIONS		A-03
ALPHABETICAL INDEX	A-04	A-08
ICN36RQ	A-07	F-19

**1990 ICN36RQ INDEX**

FLOOR PLAN	A-07	A-08
ACCESSORIES	A-09	A-22
BATH	A-23	B-02
BEDROOM	B-03	B-06
CHASSIS	B-07	B-16
C C & PAD	B-17	C-02
DINETTE	C-03	C-06
DRIVERS	C-07	C-10
ELECTRICAL	C-11	C-18
EXTERIOR BODY	C-19	D-06
GALLEY	D-07	D-16
HEATING & A/C	D-17	D-20
INTERIOR FINISH	D-21	E-01
LABEL	E-02	E-10
I.P.		E-11
LOUNGE	E-12	E-13
SEALANTS & FASTENERS	E-14	E-16
WATER & SEWAGE	E-17	E-21
WINDOW, VENT AND EXTERIOR DOOR	E-22	F-19

WATER & SEWAGE GROUP (CONTINUED)

WATER PUMPS

KEY PART NUMBER	U/M DESCRIPTION
045729-01-000	EA PUMP-WATER, W/ SMPT FITTINGS - FLOW 2.8 GPM - SHURFLOW PUMP HAS BEEN REPLACED BY 098807-01-000 FROM 00-00-00 THRU 09-17-90
045729-01-700	EA MOTOR, SHURFLO 11-021
045729-01-701	EA BASEPLATE-KIT, SHURFLOW# 94-052
045729-01-702	EA DIAPHRAGM-KIT, SHURFLOW# 94-213-00
045729-01-703	EA VALVE ASM-KIT, SHURFLOW# 94-110
045729-01-704	EA UPPER HOUSING, SHURFLOW# 94-025-00
045729-01-705	EA SWITCH CAP KIT W/SWITCH, SHURFLOW# 94-255-01
045729-01-706	EA PUMPHEAD, SHURFLOW# 94-058-11
045729-01-707	EA LOWER HOUSING, SHURFLO 94-017-01
098807-01-000	EA PUMP-WATER, W/ 5" MPT FITTING - FLOW 2.8 GPM - UL FROM 09-18-89 THRU 99-99-99
098807-01-700	EA PUMPHEAD-REPLACEMENT, SHURFLOW# 94-236-08
098807-01-701	EA DRIVE ASM, SHURFLOW# 94-234-03
098807-01-702	EA DIAPHRAGM-KIT, SHURFLOW# 94-233-10
098807-01-703	EA VALVE ASM, SHURFLOW# 94-232-00
098807-01-704	EA HOUSING-UPPER, SHURFLOW# 94-231-01
098807-01-705	EA CHECK VALVE-KIT, SHURFLOW# 94-237-00
098807-01-707	EA MOTOR/BASEPLATE REPLACEMENT, SHURFLOW# 94-234-03

WATER HEATER

KEY PART NUMBER	U/M DESCRIPTION
051391-03-000	EA HEATER-WATER, W/ELECTRIC IGNITION - ATWOOD G6A-3E
051391-01-700	EA HINGE KIT-W/CLIP, ATWOOD # 92568 & 92559
051393-03-700	EA TANK-INNER (G6A-3E), REAR MT - ATWOOD# 91409
051391-01-704	EA VALVE-RELIEF, 1/2" FITTING - ATWOOD# 91604
051391-01-705	EA FASTENER-CAMLOC, ATWOOD# 92609
051391-01-706	EA GRILLE-EXHAUST, ATWOOD# 92787
051391-01-708	EA BURNER-MAIN, 3E ONLY - ATWOOD# 92615
051391-01-710	EA ORIFICE-MAIN BURNER, ATWOOD# 92742
051391-04-701	EA THERMOSTAT 12 VDC-120 PRESET, ATWOOD# 91470
051391-01-715	EA DRAIN PLUG, ATWOOD# 91561
051391-04-700	EA TANK-INNER (G6A-3E), FRT MT - ATWOOD# 91608
051393-01-704	EA CIRCUIT BOARD-W/BLACK BOX, ATWOOD# 91420
051393-01-702	EA SWITCH-ENERGY CUT-OFF, ATWOOD# 91951
051393-01-701	EA SWITCH PACKAGE-ATWOOD# 91959
051393-01-703	EA THERMOSTAT-REAR MOUNT, ATWOOD# 91952
051393-01-721	EA ECO&THERMOSTAT ASM-FRONT MOUNT 140 DEGREE - ATWOOD#
051393-01-716	EA SPARK & PROBE ASM, ATWOOD# 91606
051393-01-718	EA VALVE-DUAL SOLENOID, ATWOOD# 91605
051393-01-705	EA ORIFICE HOLDER-ATWOOD# 91925
C52009-02-000	EA DOOR-WATER HEATER, ATWOOD 5576-27 - BEIGE
081264-01-000	EA SHIELD-DEFLECTOR, WATER HEATER - 7.7" - GALVANIZED STEE

SINK

KEY PART NUMBER	U/M DESCRIPTION
057671-01-000	EA COVER-SCREW, #8 - PLASTIC - OFF WHITE
093526-01-000	EA SINK-DOUBLE, STAINLESS STEEL - 19" X 25"
096927-01-01A	EA SINK-LAVATORY, RECTANGULAR - PLASTIC - BONE
096927-01-700	EA SINK-STOPPER
092303-01-000	EA STRAINER-SINK
096927-01-701	EA TAILPIECE-SINK

WATER & SEWAGE GROUP (CONTINUED)

DRAINAGE SYSTEM  
WASTE WATER HOLDING TANK

KEY PART NUMBER	U/M DESCRIPTION
092271-01-000	EA TANK-HOLDING, W/O GROMMETS - 30 GL - 18.6" X 59.9" X 9.7" FROM 00-00-00 THRU 09-30-90
101787-01-000	EA TANK-HOLDING, W/O GROMMETS - 42 GL - 24.6" X 59.9" X 8.8" FROM 10-01-90 THRU 99-99-99
061607-01-000	EA GROMMET-HOLDING TANK, 1 1/2" NPS
039861-01-000	EA SENDING UNIT W/SCREW, WASHER, WELL NUT AND TERMINAL RING

SEWAGE HOLDING TANK

KEY PART NUMBER	U/M DESCRIPTION
092272-01-000	EA TANK-HOLDING, W/O GROMMETS - 50 GL - 25.8" X 59.9" X 18.6" FROM 00-00-00 THRU 09-30-90
101786-01-000	EA TANK-HOLDING, W/O GROMMETS - 38 GL - 21.6" X 59.9" X 8.7" FROM 10-01-90 THRU 99-99-99
061607-01-000	EA GROMMET-HOLDING TANK, 1 1/2" NPS
061607-02-000	EA GROMMET-HOLDING TANK, 3" NPS
039861-01-000	EA SENDING UNIT W/SCREW, WASHER, WELL NUT AND TERMINAL RING

DRAINAGE VALVES & HOSE

KEY PART NUMBER	U/M DESCRIPTION
062422-01-000	EA ADAPTER-OFFSET REDUCER, 3" X 1 1/2" - PLASTIC - BLACK
093592-01-000	EA ADAPTER-PLASTIC, SEWER HOSE - 45 DEGREE
089330-01-000	EA ADAPTER-SEWER HOSE END
062415-01-000	EA CAP-SEWER, 3" DIAMETER
078406-01-000	EA COUPLER-RUBBER, W/CLAMPS - 3" X 3"
062419-02-700	EA HANDLE ONLY - FOR EXTENSION ROD
010201-02-000	EA HOSE-SEWER, 3 ID X 20 FEET
070916-01-701	EA VALVE ONLY, 1 1/2"
070916-01-700	EA VALVE ONLY, 3"
070916-01-000	EA VALVE-DUAL DUMP, W/CAP - 3" X 1 1/2" - PLASTIC - BLACK
083558-01-000	EA VENT-PLUMBING PIPE ROOF, W/COVER - BEIGE
033302-02-000	EA ADAPTER ASM-SWVC STRAIN 1 1/2"

WATER SYSTEM COMPONENTS CONTINUED TO FAUCETS

KEY PART NUMBER	U/M DESCRIPTION
079317-01-000	EA ADAPTER-SWIVEL, 1/2" TUBE X 1/2" FPT - PLASTIC - GRAY
062401-03-000	EA CLAMP-HOSE WORMGEAR, 22" - 1"
052959-03-000	EA CONNECTOR, 1/2" F X 3/8" MPT - PLASTIC - GRAY
052959-03-000	EA CONNECTOR, 1/2" F X 3/8" MPT - PLASTIC - GRAY
052960-01-000	EA DRAIN VALVE-IN LINE, HEADER - 1/2" F X 1/2" F - GRAY PLASTIC
052957-02-000	EA ELBOW-MALE, 1/2" F X 1/2" MPT - PLASTIC - GRAY
052957-01-000	EA ELBOW-PLASTIC, 1/2" F X 3/8" MPT
065120-01-000	EA ELBOW-SWIVEL, 1/2" FPT X 1/2" FLARE - PLASTIC - GRAY
057457-01-000	EA ELBOW-UNION, 1/2" X 1/2" FLARE
064952-01-000	EA FAUCET-GALLEY
075240-05-000	EA FAUCET-LAVATORY, BRASS
075241-04-000	EA FAUCET-SHOWER, BRASS
091253-01-000	EA GASKET-FAUCET, LAVATORY/GALLEY
011048-02-000	EA HEAD-SHOWER, W/60" HOSE
052953-01-000	EA NUT-FAUCET, 1/2" TUBE X 1/2" FPT - PLASTIC - GRAY
052952-01-000	EA NUT-PLASTIC, 1/2" F X 1/2" TUBE - PLASTIC - GRAY
052952-02-000	EA NUT-PLASTIC, 5/8" FLARE
052958-01-000	EA TEE, 1/2" F X 1/2" F X 1/2" F - PLASTIC - GRAY
093217-01-000	EA TEE-SWIVEL, 1/2" - PLASTIC
052955-01-000	EA TEE-WATER, 1/2" F X 1/2" F X 1/2" MPT - PLASTIC - GRAY
039800-02-000	FT TUBING-POLYBUTY, 5/8" OD - INCREMENTS OF 20" - BLACK
039800-01-000	FT TUBING-POLYBUTYL, 1/2" OD - INCREMENTS OF 20" - BLACK
091206-01-000	EA WASHER-RUBBER, .06" X .75" X .5"
011056-03-000	EA FAUCET-LAVATORY US/CSA
031558-03-000	EA FAUCET-TUB&SHOWER, USA/CSA

1990 ITASCA  
TABLE OF CONTENTS

INTRODUCTION	A-01	A-02
ABBREVIATIONS		A-03
ALPHABETICAL INDEX	A-04	A-06
ICN36RQ	A-07	F-19

1990 ICN36RQ INDEX

FLOOR PLAN	A-07	A-08
ACCESSORIES	A-09	A-22
BATH	A-23	B-02
BEDROOM	B-03	B-06
CHASSIS	B-07	B-16
C & PAD	B-17	C-02
DINETTE	C-03	C-06
DRIVERS	C-07	C-10
ELECTRICAL	C-11	C-18
EXTERIOR BODY	C-19	D-06
GALLEY	D-07	D-16
HEATING & A/C	D-17	D-20
INTERIOR FINISH	D-21	E-01
LABEL	E-02	E-10
LP		E-11
LOUNGE	E-12	E-13
SEALANTS & FASTENERS	E-14	E-16
WATER & SEWAGE	E-17	E-21
WINDOW, VENT AND		
EXTERIOR DOOR	E-22	F-19

WATER & SEWAGE GROUP (CONTINUED)

SHOWER PAN

KEY PART NUMBER	U/M DESCRIPTION
M02630-08-Y21	EA PAN-SHOWER, W/S TRAINER
068729-01-000	EA STRAINER-TUB/SHOWER DRAIN
069640-01-000	FT SEALER-RIBBON, 1/4" DIAMETER - INCREMENTS OF 20'
069735-01-000	EA WASHER, STRAINER TO TAILPIECE PLASTIC, 1.5"
011069-04-000	EA TAILPIECE, 1 1/2 X 1 1/4 X 8 - BRASS
066426-01-000	EA NUT-SLIP, TAILPIECE - 1.5"
011091-02-000	EA PIPE-DRAIN, DOUBLE SINK - BAFFLE TEE - 1 1/2" ONE PIPE W/TEE TO DRAIN BOTH SIDES OF SINK
011066-03-000	EA P-TRAP, 1 1/2" TRAP X 1 1/4" SOCKET - PLASTIC
079968-01-000	EA VENT-MECH TRAP ARM, ANTI-SIPHON - 2" DIA X 7'3" - PLASTIC
010166-01-000	EA PLUG-THREADED, 1 1/4" DIAMETER - PLASTIC - BLACK
031111-01-000	EA ELBOW-90 DEGREE, 1/4" BEND - 1 1/4" - PLASTIC
010122-01-000	EA BUSHING-REDUCER, 1 1/2"SMOOTH X 1 1/4"THREAD - BLACK PLASTIC
010121-01-000	EA BUSHING-REDUCER, 1 1/2"SMOOTH 1 1/4"HUB - PLASTIC - BLACK
010115-01-000	EA COUPLING-1 1/2" HUB X HUB, PLASTIC
010079-01-000	EA TEE-SANITARY, 1 1/2"H X 1 1/2"H X 1 1/4"H - PLASTIC - BLACK
010073-01-000	EA WYE-45 DEGREE, 1 1/2" HUB X HUB X HUB - PLASTIC - BLACK
033761-01-000	EA ELBOW-TURN, 25" BEND X 1 5"HUB X 1 5"SPIGOT - BLACK PLASTIC
034250-01-000	EA ELBOW-90 DEGREE, LONG TURN - 1 1/2" HUB X HUB - ABS
010072-01-000	EA TEE-SANITARY, 1 1/2" H X 1 1/4" H X 1 1/2" H - PLASTIC
010071-01-000	EA TEE-SANITARY, 1 1/2" HUB X HUB X HUB - PLASTIC - BLACK
004020-01-000	QT ADHESIVE-ABS CEMENT
010006-01-000	EA ELBOW-45 DEG, 1/8" BEND - 1 1/2" HUB X HUB - BLACK PLASTIC
010008-01-000	EA ELBOW-90 DEG, 1/4" BEND - 1 1/2" HUB X HUB - BLACK PLASTIC
010051-01-000	EA ELBOW-45 DEG BEND, 1 1/2" SPIGOT AND HUB - PLASTIC - BLACK
010061-01-000	EA ELBOW-45 DEGREE, STREET - 1/8" BEND - 3" S X H - PLASTIC

TOILET

KEY PART NUMBER	U/M DESCRIPTION
063641-01-000	EA FLANGE-CLOSET, 4" X 3"
067487-01-000	EA TOILET-LOW, AQUA MAGIC IV - THETFORD 150110
067487-01-700	EA C L F L SEAL & BOLT PACKAGE - AQUA MAGIC 08975
063740-01-710	EA LINK, THETFORD 12513
063740-01-711	EA SPRING-RETURN LEVER, THETFORD 12523
063740-01-705	EA SEAT-IVORY, W/O COVER - THETFORD 12447
063740-01-700	EA LEVER-WATER, THETFORD 12514
063740-01-701	EA LEVER-FLUSH, THETFORD 12515
063740-01-713	EA SEAL-BALL VALVE TO BOWL, THETFORD 12502
063740-01-714	EA VALVE ASM-WATER, THETFORD 12492
063740-01-707	EA SEAL-CLOSET FLANGE, THETFORD 02125
063740-01-706	EA BOLT PACKAGE-CLOSET, THETFORD 12524

WINDOW, VENT & EXTERIOR DOOR GROUP

VENTILATOR FAN OPTION L41M

KEY PART NUMBER	U/M DESCRIPTION
084079-06-000	EA VENT-EXHAUST, POWERED - OFF WHITE - FANTASTIC VENT
084079-01-700	EA VENT COVER - FANTASTIC 1020-19
084079-01-701	EA SCREEN ASM WHITE - FANTASTIC 1030-80
084079-01-702	EA ARM LIFT ASM
084079-01-703	EA CRANK, EXTERIOR
084079-01-704	EA FAN BLADE
084079-01-705	EA MOTOR
084079-01-706	EA 12 VOLT PLUG
084079-01-707	EA SAFETY SWITCH - FANTASTIC 1120-00
084079-01-708	EA REVERSE SWITCH - FANTASTIC 1130-09
084079-01-709	EA SWITCH ON & OFF (MAIN POWER) - FANTASTIC - 1100-00
084079-01-710	EA THERMOSTAT - FANTASTIC 1140-00
084079-01-711	EA H-MOLDING (MOTOR MOUNT)

CANADIAN OPTION L26S

KEY PART NUMBER	U/M DESCRIPTION
064469-08-000	EA VENT-ROOF, POWERED - 14" X 14" - 12V - CANADIAN
064469-03-702	EA LID-VENT WHITE
064469-03-706	EA LIFT MECHANISM
048648-01-000	EA MOTOR-ROOF VENT, 1/8 SHAFT - 12V
048649-01-000	EA FAN-ROOF VENT, 6 BLADES - 6"
064469-03-705	EA GARNISH-VENT TRIM
009439-01-000	EA CRANK HANDLE-ROOF VENT

ENGINE COMPARTMENT

KEY PART NUMBER	U/M DESCRIPTION
092522-01-000	EA DOOR-ELECTRICAL BOX
	FROM 00-00-00 THRU 09-13-89
098527-01-000	EA DOOR-CIRCUIT BREAKERS, UNDER HOOD - METAL - BLACK
	FROM 09-19-89 THRU 99-99-99
093633-01-000	EA LATCH-1/4 TURN, HANDLE
	FROM 00-00-00 THRU 09-18-89
086755-02-000	EA LATCH-1/4 TURN, ROTARY, PLAS
	FROM 00-00-00 THRU 09-18-89
098196-01-000	EA LATCH-1/4 TURN, T-BAR
	FROM 09-19-89 THRU 99-99-99
098527-02-000	EA DOOR-FUSES, UNDER HOOD - METAL - BLACK
	FROM 09-19-89 THRU 99-99-99
093674-01-000	EA PLATE-CIRCUIT BREAKER, HOUSE

SKYLIGHT

KEY PART NUMBER	U/M DESCRIPTION
077902-01-000	EA COLLAR-SKYLITE
080910-01-000	EA COVER-SKYLITE, OUTER - 15 25"X 22 25" - PLASTIC
081171-01-000	EA TRIM-SKYLITE, OUTER - MILL FINISHED

1990 ITASCA  
TABLE OF CONTENTS

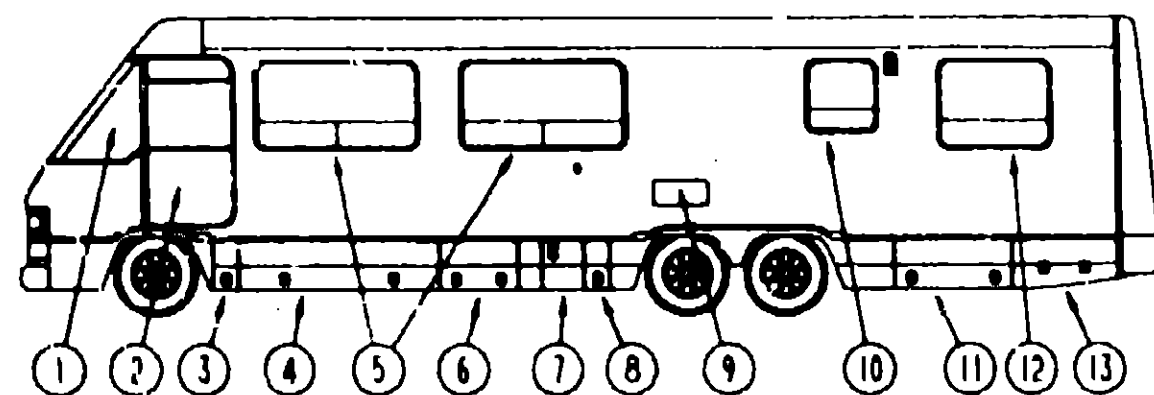
INTRODUCTION	A-01	A-02
ABBREVIATIONS		A-03
ALPHABETICAL INDEX	A-04	A-06
ICN36RQ	A-07	F-19

1990 ICN36RQ INDEX

FLOOR PLAN	A-07	A-08
ACCESSORIES	A-09	A-22
BATH	A-23	B-02
BEDROOM	B-03	B-06
CHASSIS	B-07	B-15
C C & PAD	B-17	C-02
DINETTE	C-03	C-06
DRIVERS	C-07	C-10
ELECTRICAL	C-11	C-18
EXTERIOR BODY	C-19	D-06
GALLEY	D-07	D-16
HEATING & A/C	D-17	D-20
INTERIOR FINISH	D-21	E-01
LABEL	E-02	E-10
LP		E-11
LOUNGE	E-12	E-13
SEALANTS & FASTENERS	E-14	E-16
WATER & SEWAGE	E-17	E-21
WINDOW, VENT AND EXTERIOR DOOR	E-22	F-15



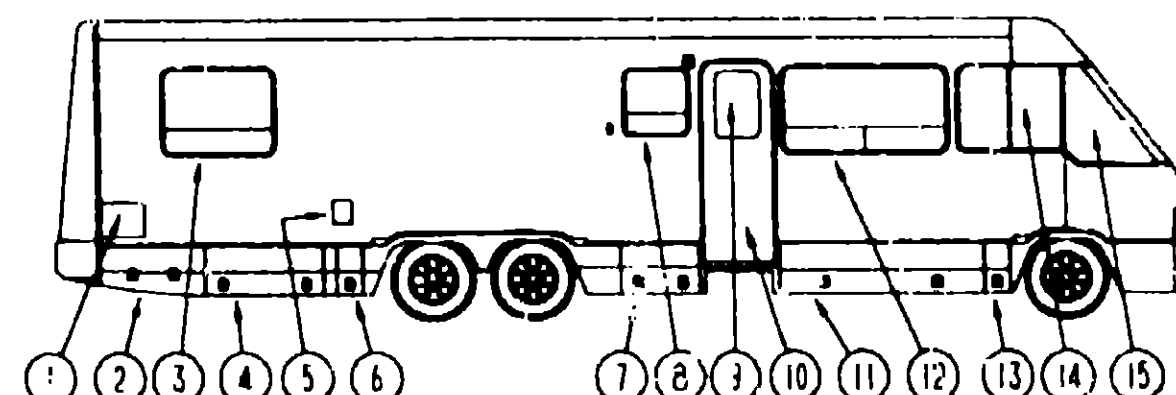
# WINDOW, VENT & EXTERIOR DOOR GROUP (CONTINUED)



DRIVERSIDE WINDOWS & DOORS

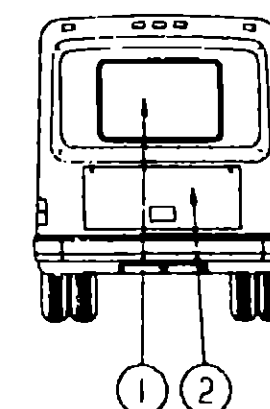
KEY PART NUMBER	U/M DESCRIPTION
1 091953-04-000	EA GLASS-CORNER VENT DRIVER
2 M97816-02-AE6	EA DOOR DRIVER
3 093304-01-Y33	EA DOOR-STORAGE/BATTERY W/LATCHES - 19 4" X 9 5" FROM 00-00-00 THRU 04-15-90
3 M05032-02-AE6	EA DOOR-STORAGE/BATTERY W/LATCHES - 19 4" X 9 5" FROM 04-16-90 THRU 99-99-99
4 092482-01-Y35	EA DOOR-STORAGE W/LATCHES - 19 4" X 76 3" - OFF WHITE
5 092234-03-Y12	EA WINDOW-TIPOUT DOUBLE - W/O INSIDE FRAME - 31 5" X 60 9"
6 092482-04-Y33	EA DOOR-STORAGE W/LATCHES - 19 4" X 29 5"
7 093029-01-Y35	EA DOOR-FURNACE VENT 19 4" X 15 8" FROM 00-00-00 THRU 11-12-89
7 093029-02-Y35	EA DOOR-FURNACE VENT 19 4" X 15 8" FROM 11-13-89 THRU 02-16-90
7 093029-06-AE6	EA DOOR-FURNACE VENT 19 4" X 15 8" FROM 02-17-90 THRU 99-99-99
8 092482-03-Y33	EA DOOR-STORAGE/WATER CENTER W/LATCHES - 19 4" X 9 5"
9 084103-03-000	EA DOOR-REFRIGERATOR VENTED W/O JAMB - OFF WHITE
084104-01-700	EA LOCK-MALE FASTENER - REFRIGERATOR DOOR
084104-01-701	EA LOCK-FEMALE FASTENER - REFRIGERATOR DOOR
084104-03-000	EA JAMB-DOOR VENTED REFRIGERATOR - BEIGE
10 098644-01-01A	EA WINDOW-TIPOUT W/O INSIDE FRAME - 15 8" X 25 5" FROM 00-00-00 THRU 12-10-89
10 092235-10-Y12	EA WINDOW-TIPOUT W/O INSIDE FRAME - 15 8" X 25 5" FROM 12-11-89 THRU 99-99-99
11 092482-02-Y33	EA DOOR-STORAGE/SEWAGE TANK W/LATCHES - 19 4" X 43 7" - OFF WHITE FROM 00-00-00 THRU 12-13-89
11 092482-08-AE6	EA DOOR-STORAGE/SEWAGE TANK W/LATCHES - 19 4" X 43 7" - OFF WHITE FROM 12-14-89 THRU 99-99-99
12 092234-01-Y12	EA WINDOW-TIPOUT DOUBLE - W/O INSIDE FRAME - 31 5" X 60 9"
13 092631-01-Y35	EA DOOR-STORAGE/GENERATOR W/LATCHES - 40" TAPERED - OFF WHITE

# WINDOW, VENT & EXTERIOR DOOR GROUP (CONTINUED)



PASSENGER SIDE WINDOWS & DOORS

KEY PART NUMBER	U/M DESCRIPTION
1 052009-01-000	EA DOOR-WATER HEATER ATWOOD 5575-27 - OFF WHITE
2 092631-01-Y33	EA DOOR-STORAGE W/LATCHES - 40" TAPERED - OFF WHITE
3 092234-01-Y12	EA WINDOW-TIPOUT DOUBLE - W/O INSIDE FRAME - 31 5" X 60 9"
4 092482-02-Y33	EA DOOR-STORAGE/SEWAGE TANK W/LATCHES - 19 4" X 43 7" - OFF WHITE
5 078010-03-000	EA DOOR-FUEL FILL W/JAMB - OFF WHITE
6 092482-03-Y33	EA DOOR-STORAGE W/LATCHES - 19 4" X 9 5"
7 092482-02-Y35	EA DOOR-STORAGE/SEWAGE W/LATCHES - 19 4" X 43 7" - OFF WHITE
8 092235-09-Y12	EA WINDOW-TIPOUT W/O INSIDE FRAME - 25 5" X 25 4" FROM 00-00-00 THRU 11-26-89
8 092235-02-Y12	EA WINDOW-TIPOUT W/O INSIDE FRAME - 25 5" X 25 4" FROM 00-00-00 THRU 11-26-89
9 079733-04-T03	EA WINDOW-PICTURE W/O INSIDE FRAME - 17" X 25"
10 M01870-31-AE6	EA DOOR-ENTRY W/JAMB AND SCREEN DOOR
11 092482-01-Y35	EA DOOR-STORAGE W/LATCHES - 19 4" X 29 5" - OFF WHITE
12 092234-03-Y12	EA WINDOW-TIPOUT DOUBLE - W/O INSIDE FRAME
13 093304-03-Y35	EA DOOR-STORAGE/BATTERY W/LATCHES - 19 4" X 9 5" FROM 00-00-00 THRU 04-15-90
13 M05032-01-AE6	EA DOOR-STORAGE/BATTERY W/LATCHES - 19 4" X 9 5" FROM 04-16-90 THRU 99-99-99
14 093703-01-Y10	EA WINDOW-SLIDING W/O INSIDE FRAME
15 091953-03-000	EA GLASS-CORNER VENT PASSENGER



BACKWALL ESCAPE WINDOW AND DOORS

KEY PART NUMBER	U/M DESCRIPTION
1 087985-04-Y12	EA WINDOW-ESCAPE W/O INSIDE FRAME - 30 2" X 46 8"
2 097198-01-AE6	EA DOOR-SPARE TIRE W/LOCKS - 21 2" X 39 2" - OFF WHITE

# 1990 ITASCA TABLE OF CONTENTS

INTRODUCTION	A 01	A 02
ABBREVIATIONS	A 03	A 04
ALPHABETICAL INDEX	A 04	A 05
ICN36RQ	A 07	F 19

# 1990 ICN36RQ INDEX

FLOOR PLAN	A 07	A 08
ACCESSORIES	A 09	A 22
BATH	A 23	B 02
BEDROOM	B 03	B 06
CHASSIS	B 07	B 16
C C & PAD	B 17	C 02
DINETTE	C 03	C 05
DRIVERS	C 07	C 10
ELECTRICAL	C 11	C 14
EXTERIOR BODY	C 15	D 05
GALLEY	D 07	D 16
HEATING & A/C	D 17	D 20
INTERIOR FINISH	D 21	E 01
LABEL	E 02	E 10
LP	E 11	E 11
LOUNGE	E 12	E 13
SEALANTS & FASTENERS	E 14	E 16
WATER & SEWAGE	E 17	E 21
WINDOW VENT AND EXTERIOR DOOR	E 22	F 19



WINDOW, VENT & EXTERIOR DOOR GROUP (CONTINUED)  
DRIVER SIDE AND PASS SIDE BEDROOM WINDOWS

KEY PART NUMBER	U/M DESCRIPTION
090893-07-01A	EA FRAME-WINDOW, INSIDE - 31 4" X 60 9" - BLACK
092234-01-Y12	EA WINDOW-TIPOUT, DOUBLE - W/O INSIDE FRAME - 31 5" X 60 9" STATIONARY GLASS IS NOT AVAILABLE - ORDER ENTIRE ASSEMBLY
000G39-06-16T	EA SCREW-SF/DR, 6-20 X 1 PPH - BLACK
000G39-08-12T	EA SCREW-SF/DR, 8-18 X 3/4 PPH - BLACK
035302-01-000	EA OPERATOR-TORQUE, TIPOUT WINDOW - RIGHT
035302-02-000	EA OPERATOR-TORQUE, TIPOUT WINDOW - LEFT
038886-01-000	EA TAPE-BUTYL, 31" X 31" X 1/8" LONG
099927-03-000	EA SEAL-WINDOW, RUBBER - ROUND - 80" DIA - BLACK
076322-02-000	FT TAPE-FOAM, DOUBLE COATED - .045" X 1"-INC OF 108 FT
080218-05-000	SF SCREEN-FIBERGLASS, 12" WIDE
080914-01-000	EA KEY-CORNER, TIPOUT WINDOW
081377-01-700	EA ADHESIVE-CYANOACRYLATE, 10 GRAM TUBE
081649-01-000	EA RING-SNAP, 7/32 SHAFT DIAMETER
083227-06-000	EA TUBE-TORQUE, WINDOW - RIGHT
080918-01-000	EA SPRING-TORQUE TUBE, LEFT
080918-02-000	EA SPRING-TORQUE TUBE, RIGHT
083228-06-000	EA TUBE-TORQUE, WINDOW - LEFT
084067-01-000	FT SEAL-E SHAPED, SPONGE - TIPOUT WINDOW - 4" X 4" - BLACK
084068-20-000	EA GLASS-TIPOUT, 9 2" X 20 4"
084453-02-000	EA WASHER-.060 X .50 X .135 - PLASTIC
084453-02-000	EA WASHER-.060 X .50 X .250 - PLASTIC
084473-01-000	EA SEAL-RUBBER, TIPOUT WINDOW
085315-01-000	EA RIVET-SHOULDER, TIPOUT WINDOW
086762-01-000	EA T NUT 10-32
086763-01-000	EA SCREW-MACH, 10 - 32 X 1/4 PTH
087561-01-000	FT SPLINE-GLASS, EXTERIOR - VINYL - BLACK
089913-01-000	EA HINGE-TIPOUT WINDOW, BLACK
097578-01-000	EA LINKAGE-TIPOUT WINDOW
084453-01-000	EA WASHER-.060 X .50 X .135 - PLASTIC
084473-01-000	EA SEAL-RUBBER, TIPOUT WINDOW
085315-01-000	EA RIVET-SHOULDER, TIPOUT WINDOW
100168-01-000	EA CLIP-SPRING, SCREEN
100240-01-000	FT SPLINE-SCREEN, T-SHAPED
067052-02-000	EA KNOB-OPERATOR, TIPOUT WINDOW - BEIGE
089371-01-000	EA SCREW-MACHINE, 8-32 X 3 5/16 - ZN
090025-01-000	EA EXTENSION-WINDOW CONTROL

WINDOW, VENT & EXTERIOR DOOR GROUP (CONTINUED)  
GALLEY WINDOW

KEY PART NUMBER	U/M DESCRIPTION
090893-02-01A	EA FRAME-WINDOW, INSIDE - 25 3" X 25 5" - BLACK
092235-02-Y12	EA WINDOW-TIPOUT, W/O INSIDE FRAME - 25 5" X 25 4" STATIONARY GLASS IS N/A DUE TO MANUFACTURING TECHNIQUE FROM: 00-00-00 THRU 11-26-89
090893-02-01A	EA FRAME-WINDOW, INSIDE - 25 3" X 25 5" - BLACK
092235-09-Y12	EA WINDOW-TIPOUT, W/O INSIDE FRAME - 25 5" X 25 4" (BLACK BAND AT TOP) STATIONARY GLASS IS N/A DUE TO MANUFACTURING TECHNIQUE FROM: 11-27-89 THRU 99-99-99
000G39-06-16T	EA SCREW-SF/DR, 6-20 X 1 PPH - BLACK
035302-02-000	EA OPERATOR-TORQUE, TIPOUT WINDOW - LEFT
068927-03-000	EA SEAL-WINDOW, RUBBER - ROUND - 80" DIA - BLACK
076322-02-000	FT TAPE-FOAM, DOUBLE COATED - .045" X 1"-INC OF 108 FT
080218-03-000	SF SCREEN-FIBERGLASS, 12" WIDE
080914-01-000	EA KEY-CORNER, TIPOUT WINDOW
081377-01-700	EA ADHESIVE-CYANOACRYLATE, 10 GRAM TUBE
081649-01-000	EA RING-SNAP, 7/32 SHAFT DIAMETER
080918-01-000	EA SPRING-TORQUE TUBE, REAR
080918-02-000	EA SPRING-TORQUE TUBE, FRONT
081428-06-000	EA TORQUE TUBE, REAR
084067-02-000	FT SEAL-E SHAPED, SPONGE - TIPOUT WINDOW - 4" X 4" - BLACK
084068-15-000	EA GLASS-TIPOUT, 9 2" X 24 5"
084453-01-000	EA WASHER-.060 X .50 X .135 - PLASTIC
084453-02-000	EA WASHER-.060 X .50 X .250 - PLASTIC
084473-01-000	EA SEAL-RUBBER, TIPOUT WINDOW
085315-01-000	EA RIVET-SHOULDER, TIPOUT WINDOW
086762-01-000	EA T NUT 10-32
086763-01-000	EA SCREW-MACH, 10 - 32 X 1/4 PTH
087561-01-000	FT SPLINE-GLASS, EXTERIOR - VINYL - BLACK
089913-01-000	EA HINGE-TIPOUT WINDOW, BLACK
097578-01-000	EA LINKAGE-TIPOUT WINDOW
100168-01-000	EA CLIP-SPRING, SCREEN
100240-01-000	FT SPLINE-SCREEN, T-SHAPED
067052-02-000	EA KNOB-OPERATOR, TIPOUT WINDOW - BEIGE
089371-01-000	EA SCREW-MACHINE, 8-32 X 3 5/16 - ZN
009439-06-000	EA EXTENSION-CRANK HANDLE, WINDOW/ROOF VENT - 9" - BLACK
081649-01-000	EA RING - SNAP, 7/32 SHAFT DIA
083150-10-000	EA TUBE ASM - TORQUE, WINDOWS

1990 ITASCA  
TABLE OF CONTENTS

INTRODUCTION	A-01 - A-02
ABBREVIATIONS	A-03
ALPHABETICAL INDEX	A-04 - A-06
ICN36RQ	A-07 - F-19

1990 ICN36RQ INDEX

FLOOR PLAN	A-07 - A-08
ACCESSORIES	A-09 - A-22
BATH	A-23 - B-02
BEDROOM	B-03 - B-06
CHASSIS	B-07 - B-16
C & PAD	B-17 - C-02
DINETTE	C-03 - C-06
DRIVERS	C-07 - C-10
ELECTRICAL	C-11 - C-18
EXTERIOR BODY	C-19 - D-06
GALLEY	D-07 - D-16
HEATING & A/C	D-17 - D-20
INTERIOR FINISH	D-21 - E-01
LABEL	E-02 - E-10
LP	E-11
LOUNGE	E-12 - E-13
SEALANTS & FASTENERS	E-14 - E-16
WATER & SEWAGE	E-17 - E-21
WINDOW VENT AND EXTERIOR DOOR	E-22 - F-19

WINDOW, VENT & EXTERIOR DOOR GROUP (CONTINUED)

BATH WINDOW

KEY PART NUMBER	U/M DESCRIPTION
098644-01-714	EA INSIDE FRAME, 22 25H X 15 25W - EXCEL, BLACK
098644-01-01A	EA WINDOW ASM-SLIDER RAISE - W/O INSIDE FRAME, EXCEL FROM: 00-00-00 THRU: 12-10-89
098644-01-700	EA LATCH REPAIR KIT
098644-01-701	EA PLATE-SPLICE, FRAME
098644-01-702	EA SCREW-SPLICE PLATE, FRAME
098644-01-703	EA SCREW-#6X105PRO RECESS-BLACK
098644-01-704	EA GLASS-STATIONARY 13 77X10 03
098644-01-705	FT GLAZING STRIP
098644-01-706	FT WEATHERSTRIP-GLASS
098644-01-707	EA STATIONARY LOCKING RAIL ASM
098644-01-708	FT CHANNEL-RUN, PIERCED - GLASS
098644-01-709	EA GLASS-SLIDING, W/SASH&LATCH
098644-01-710	FT TRACK-SPACER, FOR SCREEN 12"
098644-01-711	FT WEATHERSTRIP-SCREEN, BLACK
098644-01-712	EA SCREEN W/SPRING&WEATHERSTRIP
098644-01-713	EA SPRING-SCREEN CLIP, PLASTIC
098644-01-714	EA FRAME-INSIDE, 22 25HX15 25W
098644-01-715	EA WINDOW-SLIDER, 22 25HX15 25W
098644-01-716	EA PLUG-FILLER
098644-01-717	FT SPLINE

BATH WINDOW

KEY PART NUMBER	U/M DESCRIPTION
090893-15-01A	EA FRAME-WINDOW, INSIDE - 25 5" X 15 9" - BLACK
092235-10-Y12	EA WINDOW-TIPOUT, W/O INSIDE FRAME - 15 8" X 25 5" STATIONARY GLASS IS N/A DUE TO MANUFACTURING TECHNIQUES FROM 12-11-89 THRU 99-99-99
000G39 06-16T	EA SCREW-SF/DR, 6-20 X 1 PPH - BLACK
005302-02-000	EA OPERATOR-TORQUE, TIPOUT WINDOW - LEFT
068927-03-000	EA SEAL-WINDOW, RUBBER - ROUND - 80" DIA - BLACK
080218-03-000	SF SCREEN-FIBERGLASS, 12" WIDE
080914-01-000	EA KEY-CORNER, TIPOUT WINDOW
081649-01-000	EA RING-SNAP, 7/32 SHAFT DIAMETER
080918-01-000	EA SPRING-TORQUE TUBE, REAR
080918-02-000	EA SPRING-TORQUE TUBE, FRONT
081427-01-000	EA ARM-TORQUE TUBE
084067-01-000	FT SEAL-E SHAPED, SPONGE - TIPOUT WINDOW - 4" X 4" - BLACK
084068-14-000	EA GLASS-TIPOUT, 9" X 15"
084453-01-000	EA WASHER, .060 X 50 X 135 - PLASTIC
084453-02-000	EA WASHER, .060 X 50 X 250 - PLASTIC
084473-01-000	EA SEAL-RUBBER, TIPOUT WINDOW
085315-01-000	EA RIVET-SHOULDER, TIPOUT WINDOW
086762-01-000	EA T NUT 10-32
086763-01-000	EA SCREW-MACH, 10 - 32 X 1/4 PTH
089913-01-000	EA HINGE-TIPOUT WINDOW, BLACK
097578-01-000	EA LINKAGE-TIPOUT WINDOW
100168-01-000	EA CLIP-SPRING, SCREEN
100240-01-000	FT SPLINE-SCREEN, T-SHAPED
067052-02-000	EA KNOB-OPERATOR, TIPOUT WINDOW - BEIGE
089371-01-000	EA SCREW-MACHINE, 8-32 X 3 5/16 - ZN
090025-01-000	EA EXTENSION-WINDOW CONTROL
081354-01-000	EA SLEEVE - WINDOW, TORQUE TUBE
083150-09-000	EA TUBE ASM - TORQUE WINDOW

WINDOW, VENT & EXTERIOR DOOR GROUP (CONTINUED)

ENTRY DOOR WINDOW

KEY PART NUMBER	U/M DESCRIPTION
067609-27-000	EA FRAME-WINDOW, INSIDE PICTURE - BLACK FROM: 10-02-89 THRU: 99-99-99
067609-03-000	EA FRAME-WINDOW, INSIDE PICTURE - BEIGE FROM: 00-00-00 THRU: 10-01-89
079733-06-T03	EA WINDOW-ENTRY DOOR, 17" X 25"
002181-06-000	EA GLASS-WINDOW, .182" X 16.25" X 24"
050216-02-000	FT SPLINE-GLASS, EXTERIOR - VINYL - .19" - BLACK
087561-01-000	FT SEAL-GLASS, EXTERIOR - VINYL - BLACK

CAB PASSENGERS SIDE WINDOW

KEY PART NUMBER	U/M DESCRIPTION
093703-01-Y10	EA WINDOW-SLIDING, W/O INSIDE FRAME
000G39-06-16T	EA SCREW-SF/DR, 6-20 X 1 PPH - BLACK
002328-01-000	EA BLOCK-WINDOW, 1/8" X 3/16" X 1"
002389-03-209	EA HOLDER-SEAL, GLASS HOLDER, - 1.16" - BLACK
023320-01-000	EA PAD-FELT, 3/8" DIAMETER - BROWN
041928-02-000	FT SEAL-EXTERIOR WINDOW, BLACK
042077-01-000	FT CHANNEL-WEATHERSTRIP, GLASS RUN - U-SHAPED - 3/16"
047369-01-700	EA LATCH KIT-WINDOW, W/SCREWS - PLASTIC - BLACK
050216-02-000	FT SPLINE-GLASS, EXTERIOR - VINYL - .19" - BLACK
057656-12-000	EA GLASS-STATIONARY, .19" X 30.4" X 15.7"
073740-01-000	FT SEAL-FIN, .46" PILE HEIGHT - GRAY
079824-01-000	FT SEAL-WINDOW, WEATHER - C/FOLD - .5"
081377-01-700	EA ADHESIVE-CYANOACRYLATE, 10 GRAM TUBE
081980-11-000	EA GLASS-SLIDER, .13" X 30.4" X 16.6"
084170-09-000	EA MULLION-SLIDER, WINDOW - BLACK -
092665-01-Y10	EA FRAME-WINDOW, INSIDE - BLACK
078364-01-000	EA HOLDER-UPPER SCREEN, EXTRUDED PLASTIC - 9.5" - BLACK
078365-01-000	EA HOLDER-LOWER SCREEN, EXTRUDED PLASTIC - 9.5" - BLACK
092538-01-Y10	EA FRAME-WINDOW, INSIDE
092664-01-Y10	EA SCREEN ASSEMBLY
002292-02-000	SF SCREENING-WINDOW, 20" WIDE - CHARCOAL FROM: 00-00-00 THRU 03-25-90
002291-02-000	SF SCREENING-ROOF VENT/WINDOW, 16" - BLACK FROM 03-26-90 THRU 99-99-99
002298-02-000	FT SPLINE-VENT/WINDOW SCREEN, 128 DIAMETER - BLACK
079667-02-000	FT TAPE-PLASTIC FILM, 375 WIDE
079824-01-000	FT SEAL-WINDOW, WEATHER - C/FOLD - .5"

1990 ITASCA

TABLE OF CONTENTS

INTRODUCTION	A-01 - A-02
ABBREVIATIONS	A-03
ALPHABETICAL INDEX	A-04 - A-06
ICN36RQ	A-07 - F-19

1990 ICN36RQ INDEX

FLOOR PLAN	A-07 - A-08
ACCESSORIES	A-09 - A-22
BATH	A-23 - B-02
BEDROOM	B-03 - B-06
CHASSIS	B-07 - B-16
C/C & PAD	B-17 - C-02
DINETTE	C-03 - C-06
DRIVERS	C-07 - C-10
ELECTRICAL	C-11 - C-18
EXTERIOR BODY	C-19 - D-06
GALLEY	D-07 - D-16
HEATING & A/C	D-17 - D-20
INTERIOR FINISH	D-21 - E-01
LABEL	E-02 - E-10
LP	E-11
LOUNGE	E-12 - E-13
SEALANTS & FASTENERS	E-14 - E-16
WATER & SEWAGE	E-17 - E-21
WINDOW, VENT AND EXTERIOR DOOR	E-22 - F-19

WINDOW, VENT & EXTERIOR DOOR GROUP (CONTINUED)

DINETTE WINDOW

KEY PART NUMBER	U/M DESCRIPTION
080893-09-01A	EA FRAME-WINDOW, INSIDE - 31 4" X 80 9" - BLACK
082234-03-Y12	EA WINDOW-TIPOUT, DOUBLE - W/O INSIDE FRAME - 31 5" X 80 9" STATIONARY GLASS IS NOT AVAILABLE - ORDER ENTIRE ASSEMBLY
000G39-06-16T	EA SCREW-SF/DR, 8-20 X 1 PPH - BLACK
000G39-08-12T	EA SCREW-SF/DR, 8-18 X 3/4 PPH - BLACK
035302-01-000	EA OPERATOR-TORQUE, TIPOUT WINDOW - RIGHT
035302-02-000	EA OPERATOR-TORQUE, TIPOUT WINDOW - LEFT
038886-01-000	EA TAPE-BUTYL, 31" X 31" X 148" LONG
068927-03-000	EA SEAL-WINDOW, RUBBER - ROUND - 80" DIA - BLACK
076322-02-000	FT TAPE-FOAM, DOUBLE COATED - .045" X 1" - INC. OF 108 FT
080218-03-000	SF SCREEN-FIBERGLASS, 12" WIDE
080914-01-000	EA KEY-CORNER, TIPOUT WINDOW
081377-01-700	EA ADHESIVE-CYANOACRYLATE, 10 GRAM TUBE
081649-01-000	EA RING-SNAP, 7/32 SHAFT DIAMETER
083227-08-000	EA TUBE-TORQUE, WINDOW - REAR
080918-01-000	EA SPRING-TORQUE TUBE, FRONT
080918-02-000	EA SPRING-TORQUE TUBE, REAR
081427-01-000	EA ARM-TORQUE TUBE
083228-08-000	EA TUBE-TORQUE, WINDOW - FRONT
080918-01-000	EA SPRING-TORQUE TUBE, FRONT
080918-02-000	EA SPRING-TORQUE TUBE, REAR
081427-01-000	EA ARM-TORQUE TUBE
084067-01-000	FT SEAL-E SHAPED, SPONGE - TIPOUT WINDOW - 4" X 4" - BLACK
084068-22-000	EA GLASS-TIPOUT, 9 2" X 29 9"
084453-01-000	EA WASHER-060 X 50 X 135 - PLASTIC
084453-02-000	EA WASHER-060 X 50 X 250 - PLASTIC
084473-01-000	EA SEAL-RUBBER, TIPOUT WINDOW
085315-01-000	EA RIVET-SHOULDER, TIPOUT WINDOW
086762-01-000	EA T NUT 10-32
086763-01-000	EA SCREW-MACH, 10 - 32 X 1/4 PTH
087581-01-000	FT SPLINE-GLASS, EXTERIOR - VINYL - BLACK
089913-01-000	EA HINGE-TIPOUT WINDOW, BLACK
097578-01-000	EA LINKAGE-TIPOUT WINDOW
084453-01-000	EA WASHER-060 X 50 X 135 - PLASTIC
084473-01-000	EA SEAL-RUBBER, TIPOUT WINDOW
085315-01-000	EA RIVET-SHOULDER, TIPOUT WINDOW
100169-01-000	EA CLIP-SPRING, SCREEN
100240-01-000	FT SPLINE-SCREEN, T-SHAPED
067052-02-000	EA KNOB-OPERATOR, TIPOUT WINDOW - BEIGE FROM 00-00-00 THRU 08-12-90
101290-01-01A	EA KNOB-OPERATOR, BRASS FROM 08-13-90 THRU 99-99-99
089371-01-000	EA SCREW-MACHINE, 8-32 X 3 5/16 - ZN FROM 00-00-00 THRU 01-12-90
101289-01-01A	EA SCREW-MACH, 8-32 X 4 - POH - BRASS FROM 08-13-90 THRU 99-99-99
090025-01-000	EA EXTENSION-WINDOW CONTROL

WINDOW, VENT & EXTERIOR DOOR GROUP (CONTINUED)

PASSENGER SIDE LOUNGE WINDOW

KEY PART NUMBER	U/M DESCRIPTION
080893-09-01A	EA FRAME-WINDOW, INSIDE - BLACK
082234-03-Y12	EA WINDOW-TIPOUT, SINGLE - W/O INSIDE FRAME STATIONARY GLASS IS N/A DUE TO MANUFACTURING TECHNIQUE
000H14-08-14R	EA RIVET-MANDREL BLIND, 3/16
035302-01-000	EA OPERATOR-SLANT-TORQUE RT
035302-02-000	EA OPERATOR-SLANT-TORQUE LT
038886-01-000	EA TAPE-BUTYL, 31X31X148 IN LG
058927-03-000	EA SEAL-RUBBER, 12X25IDX 8000
080218-03-000	SF SCREEN-FIBERGLASS, 12 IN WIDE
081649-01-000	EA RING-SNAP, 7/32 SHAFT DIA
083227-09-000	EA TUBE ASM-TORQUE, WINDOW
080918-01-000	EA SPRING-TORQUE TUBE, RH
080918-02-000	EA SPRING-TORQUE TUBE, LH
083228-08-000	EA TUBE ASM-TORQUE, WINDOW
084067-02-000	FT SEAL-E, SPONGE RUBBER
084068-22-000	EA GLASS-TIPOUT, 2 9X234 7X758 5
084453-01-000	EA WASHER-PLAS, 060X 50X 135
084453-02-000	EA WASHER-PLAS, 060X 50X 250
084473-01-000	EA SEAL-RUBBER, TIPOUT WDO
085315-01-000	EA RIVET-SHOULDER, TIP OUT WDO
086762-01-000	EA T NUT 10-32
086763-01-000	EA SCREW-MACH, 10-32X1/4 PTH
088816-51-001	EA EXTR-TUBE 90D, 193 WALL, 40MM
089913-01-000	EA HINGE-TIPOUT WDO, BLACK
097578-01-000	EA LINKAGE ASM-TIPOUT
080914-01-000	EA KEY-CORNER
081377-01-000	EA ADHESIVE-CYANOACRYLATE
081426-01-000	EA ARM LINKAGE-TORQUE TUBE
081649-01-000	EA RING-SNAP, 7/32 SHAFT DIA
082976-01-000	EA BRACKET-WINDOW, TIPOUT
083227-08-000	EA TUBE ASM-TORQUE, WINDOW
083228-08-000	EA TUBE ASM-TORQUE, WINDOW
084067-01-000	FT SEAL-E, SPONGE RUBBER
097578-01-000	EA LINKAGE ASM-TIPOUT
099154-01-000	FT CHANNEL-GLAZING
099155-55-001	EA EXTR-FRAME SCREEN, 3658 BLK
067052-02-000	EA KNOB-OPERATOR, TIPOUT WINDOW - BEIGE FROM 00-00-00 THRU 06-12-90
101290-01-01A	EA KNOB-OPERATOR, BRASS FROM 08-13-90 THRU 99-99-99
089371-01-000	EA SCREW-MACHINE, 8-32 X 3 5/16" - FOR EXTENDED WINDOW KNOB FROM 00-00-00 THRU 06-12-90
101289-01-01A	EA SCREW-MACHINE, 8-32 X 4 - POH - BRASS FROM 08-12-90 THRU 99-99-99
090025-01-000	EA EXTENSION-CONTROL, WINDOW - 2"

1990 ITASCA  
TABLE OF CONTENTS

INTRODUCTION	A-01 -	A-02
ABBREVIATIONS		A-03
ALPHABETICAL INDEX	A-04 -	A-06
ICN36RQ	A-07 -	F-19

1990 ICN36RQ INDEX

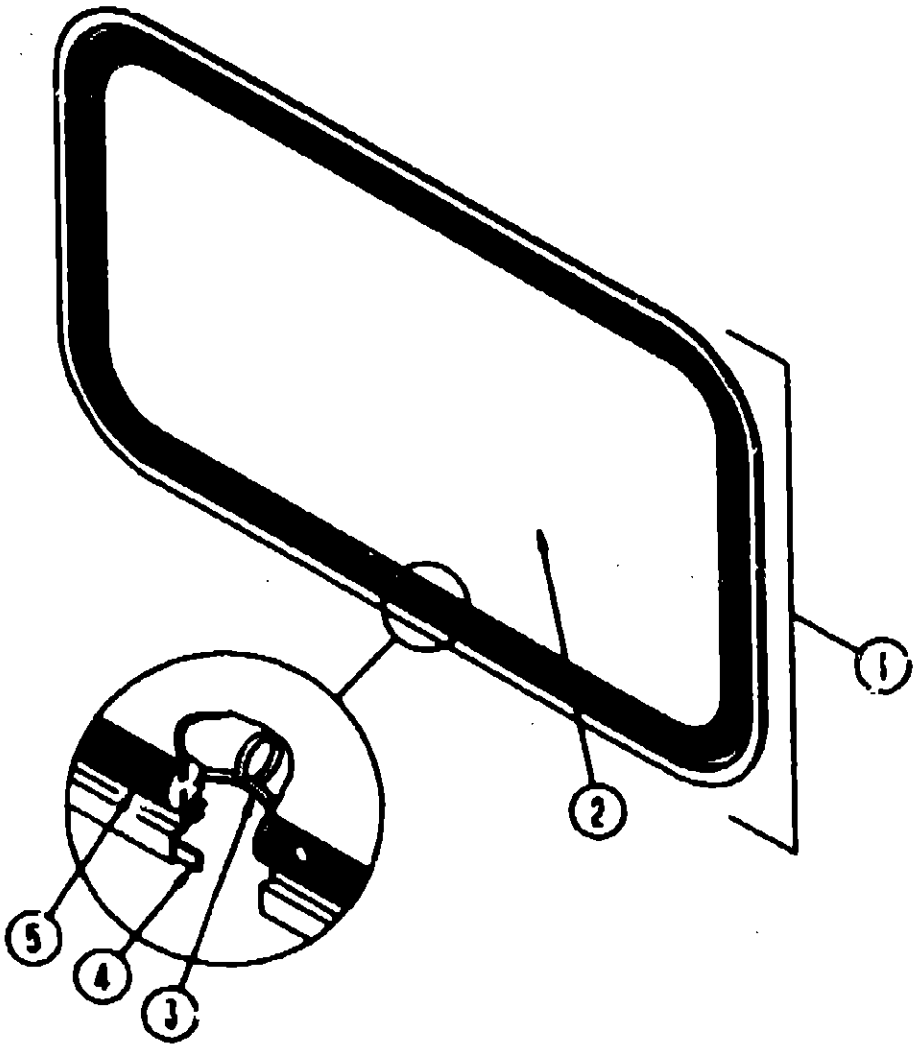
FLOOR PLAN	A-07 -	A-08
ACCESSORIES	A-09 -	A-22
BATH	A-23 -	B-02
BEDROOM	B-03 -	B-06
CHASSIS	B-07 -	B-16
C.C. & PAD	B-17 -	C-02
DINETTE	C-03 -	C-06
DRIVERS	C-07 -	C-10
ELECTRICAL	C-11 -	C-18
EXTERIOR BODY	C-19 -	D-06
GALLEY	D-07 -	D-16
HEATING & A/C	D-17 -	D-20
INTERIOR FINISH	D-21 -	E-01
LABEL	E-02 -	E-10
LP		E-11
LOUNGE	E-12 -	E-13
SEALANTS & FASTENERS	E-14 -	E-16
WATER & SEWAGE	E-17 -	E-21
WINDOW, VENT AND EXTERIOR DOOR	E-22 -	F-19

WINDOW, VENT & EXTERIOR DOOR GROUP (CONTINUED)

DRIVER SIDE LOUNGE WINDOW

KEY PART NUMBER	U/M DESCRIPTION
090893-08-01A	EA FRAME-WINDOW, INSIDE - 31.4" X 60.9" - BLACK
082234-03-Y12	EA WINDOW-TIPOUT, DOUBLE - W/O INSIDE FRAME - 31.5" X 60.9"
	STATIONARY GLASS IS N/A DUE TO MANUFACTURING TECHNIQUE
000G39-06-16T	EA SCREW-SF/DR, 6-20 X 1 PPH - BLACK
000G39-08-12T	EA SCREW-SF/DR, 8-18 X 3/4 PPH - BLACK
080218-03-000	SF SCREEN-FIBERGLASS, 12" WIDE
100240-01-000	FT SPLINE-SCREEN, T-SHAPED
035332-01-000	EA OPERATOR-TORQUE, TIPOUT WINDOW - LEFT
035302-02-000	EA OPERATOR-TORQUE, TIPOUT WINDOW - LEFT
038886-01-000	EA TAPE-BUTYL, 31" X 31" X 148" LONG
088927-03-000	EA SEAL-WINDOW, RUBBER - ROUND - .80" DIA - BLACK
076322-02-000	FT TAPE-FOAM, DOUBLE COATED - .045" X 1" - INC. OF 108 FT
080914-01-000	EA KEY-CORNER, TIPOUT WINDOW
081377-01-700	EA ADHESIVE-CYANOACRYLATE, 10 GRAM TUBE
081849-01-000	EA RING-SNAP, 7/32 SHAFT DIAMETER
083227-06-000	EA TUBE-TORQUE, TIPOUT WINDOW - FRONT SIDE
080918-01-000	EA SPRING-TORQUE TUBE, REAR
080918-02-000	EA SPRING-TORQUE TUBE, FRONT
081427-01-000	EA ARM-TORQUE TUBE
083228-08-000	EA TUBE-TORQUE, TIPOUT WINDOW - REAR SIDE
080918-01-000	EA SPRING-TORQUE TUBE, REAR
080918-02-000	EA SPRING-TORQUE TUBE, FRONT
081427-01-000	EA ARM-TORQUE TUBE
084067-01-000	FT SEAL-E SHAPED, SPONGE - TIPOUT WINDOW - 4" X 4" - BLACK
084068-22-000	EA GLASS-TIPOUT, 9.2" X 29.9"
084453-01-000	EA WASHER-.06" X 5" X .135" - PLASTIC
084453-02-000	EA WASHER-.06" X 5" X .25" - PLASTIC
084473-01-000	EA SEAL-RUBBER, TIPOUT WINDOW
085315-01-000	EA RIVET-SHOULDER, TIPOUT WINDOW
086762-01-000	EA T NUT 10-32
086763-01-000	EA SCREW-MACH, 10 - 32 X 1/4 PTH
087581-01-000	FT SPLINE-GLASS, EXTERIOR - VINYL - BLACK
089913-01-000	EA HINGE-TIPOUT WINDOW, BLACK
097578-01-000	EA LINKAGE-TIPOUT WINDOW
084453-01-000	EA WASHER-.060 X .50 X .135 - PLASTIC
084473-01-000	EA SEAL-RUBBER, TIPOUT WINDOW
085315-01-000	EA RIVET-SHOULDER, TIPOUT WINDOW
100168-01-000	EA CLIP-SPRING, SCREEN
067052-02-000	EA KNOB-OPERATOR, TIPOUT WINDOW - BEIGE
	FROM 00-00-00 THRU 08-12-90
101290-01-01A	EA KNOB-OPERATOR, BRASS
	FROM 08-13-90 THRU 99-99-99
089371-01-000	EA SCREW-MACHINE, 8-32 X 3 5/16" - FOR EXTENDED WINDOW KNOB
	FROM 00-00-00 THRU 08-12-90
101299-01-01A	EA SCREW-MACHINE, 8-32 X 4 - POH - BRASS
	FROM 08-13-90 THRU 99-99-99
090025-01-000	EA EXTENSION-CONTROL, WINDOW - 2"

WINDOW, VENT & EXTERIOR DOOR GROUP (CONTINUED)



BACK WALL ESCAPE WINDOW

KEY PART NUMBER	U/M DESCRIPTION
1 087985-04-Y12	EA WINDOW-ESCAPE, W/O INSIDE FRAME - 30.2" X 46.8"
76650-04-000	EA FRAME-WINDOW, INSIDE - BLACK
2 076337-06-000	EA GLASS-ESCAPE, - 44.8" X 28"
3 002285-01-000	FT FILLER-WEATHER STRIP, RUBBER - BLACK
4 069640-07-000	FT SEALER-RIBBON, 2" X 3/32" - INCREMENTS OF 30'
5 002282-01-000	FT WEATHER STRIP-WINDOW, RUBBER - 125" - BLACK
006199-01-000	EA LABEL-EXIT, "ESCAPE WINDOW"
047731-01-000	EA LABEL-EMERGENCY EXIT
077066-01-702	FT TAPE ASM-ESCAPE WINDOW

1990 ITASCA  
TABLE OF CONTENTS

INTRODUCTION	A-01	A-02
ABBREVIATIONS		A-03
ALPHABETICAL INDEX	A-04	A-05
ICN36RQ	A-07	F-19

1990 ICN36RQ INDEX

FLOOR PLAN	A-07	A-08
ACCESSORIES	A-09	A-22
BATH	A-23	B-02
BEDROOM	B-03	B-06
CHASSIS	B-07	B-16
C C & PAD	B-17	C-02
DINETTE	C-03	C-06
DRIVERS	C-07	C-10
ELECTRICAL	C-11	C-18
EXTERIOR BODY	C-19	D-06
GALLEY	D-07	D-16
HEATING & A/C	D-17	D-20
INTERIOR FINISH	D-21	E-01
LABEL	E-02	E-10
LP		E-11
LOUNGE	E-12	E-13
SEALANTS & FASTENERS	E-14	E-16
WATER & SEWAGE	E-17	E-21
WINDOW, VENT AND EXTERIOR DOOR	E-22	F-19

# WINDOW, VENT & EXTERIOR DOOR GROUP (CONTINUED)

## PASSENGER SLIDING WINDOW

KEY PART NUMBER	U/M DESCRIPTION
083703-01-Y10	EA WINDOW ASM-SINGLE SLIDER - PASSENGERS
082985-01-Y10	EA FRAME-WINDOW, INSIDE SCREEN
000G39-06-16T	EA SCREW-SF/DR-6-20X1.20 PPH
002328-01-000	EA BLOCK-WINDOW-1/8X3/16X1
002389-03-209	EA EXTR-PDR BLK GLS HLDG 29/57
023320-01-000	EA PAD-FELT-3/8 DIA
041928-02-000	FT SEAL-WDO-CHANNEL USE 3/16 GL
042077-01-000	FT CHANNEL-WDO-GLASS RUN 3/16
047362-01-000	EA LATCH-WDO-PLASTIC
050216-02-000	FT SPLINE-VINYL GLASS 19 BLK
050778-01-000	EA SCREW-1/4-14X3/8 HWH BLK
057656-12-000	EA GLASS-19X30 43X15 70
073740-01-000	FT SEAL-FIN. 460 PILE HEIGHT
079824-01-000	FT SEAL-WEATHER-C-FOLD 500
081980-11-000	EA GLASS-SLIDER 3 2X772.9X420 6
084170-09-000	EA MULLION-SLIDER WINDOW BLACK

## POWERED ROOF VENT

KEY PART NUMBER	U/M DESCRIPTION
090393-01-Y12	EA VENT-ROOF, POWERED W/O SCREEN
002825-01-000	EA WEATHER STRIP-ROOF VENT, GRAY
008195-01-000	EA SWITCH-ROOF VENT, PUSH BUTTON, 12V
008386-01-000	EA GROMMET-SNAP, 3/8"
009440-01-000	EA GEAR/ARM-VENT COVER, LIFT
015911-01-000	EA TRACK-LIFT ARM, SLIDE - ROOF VENT
048648-01-000	EA MOTOR-ROOF VENT, 1/8 SHAFT - 12V
048649-01-000	EA FAN-ROOF VENT, 6 BLADES - 6"
055218-01-000	EA COVER-ROOF VENT
061603-01-000	EA GROMMET-SNAP, 3/16 ID - 3/8 HOLE - PLASTIC - BLACK
052639-01-200	EA HINGE-EXTRUSION, ROOF VENT 7"
052639-01-001	EA HINGE-VENT COVER, 192"
078785-01-Y12	EA SCREEN-ROOF VENT, POWERED
002291-02-000	SF SCREENING-ROOF VENT/WINDOW, 16" - BLACK
002298-02-000	FT SPLINE-VENT/WINDOW SCREEN, 128 DIAMETER - BLACK
009439-01-000	EA CRANK HANDLE-ROOF VENT
009439-03-000	EA EXTENSION-CRANK HANDLE, ROOF VENT - 9"
009439-05-000	EA KNOB-CRANK, WINDOW AND ROOF VENT - BLACK
009439-07-000	EA SCREW-8-32X1 1/4 POH, BLACK

## NON POWERED ROOF VENT

KEY PART NUMBER	U/M DESCRIPTION
090392-01-Y12	EA VENT-ROOF, NON POWERED
002825-01-000	EA WEATHER STRIP-ROOF VENT, GRAY
009440-01-000	EA GEAR/ARM-VENT COVER, LIFT
015911-01-000	EA TRACK-LIFT ARM, SLIDE - ROOF VENT
055218-01-000	EA COVER-ROOF VENT
052639-01-001	EA HINGE-VENT COVER, 192"
009439-01-000	EA CRANK HANDLE-ROOF VENT
009439-03-000	EA EXTENSION-CRANK HANDLE, ROOF VENT - 9"
078786-01-Y12	EA SCREEN-ROOF VENT, NON POWERED
002291-02-000	SF SCREENING-ROOF VENT/WINDOW, 16" - BLACK
002298-02-000	FT SPLINE-VENT/WINDOW SCREEN, 128 DIAMETER - BLACK

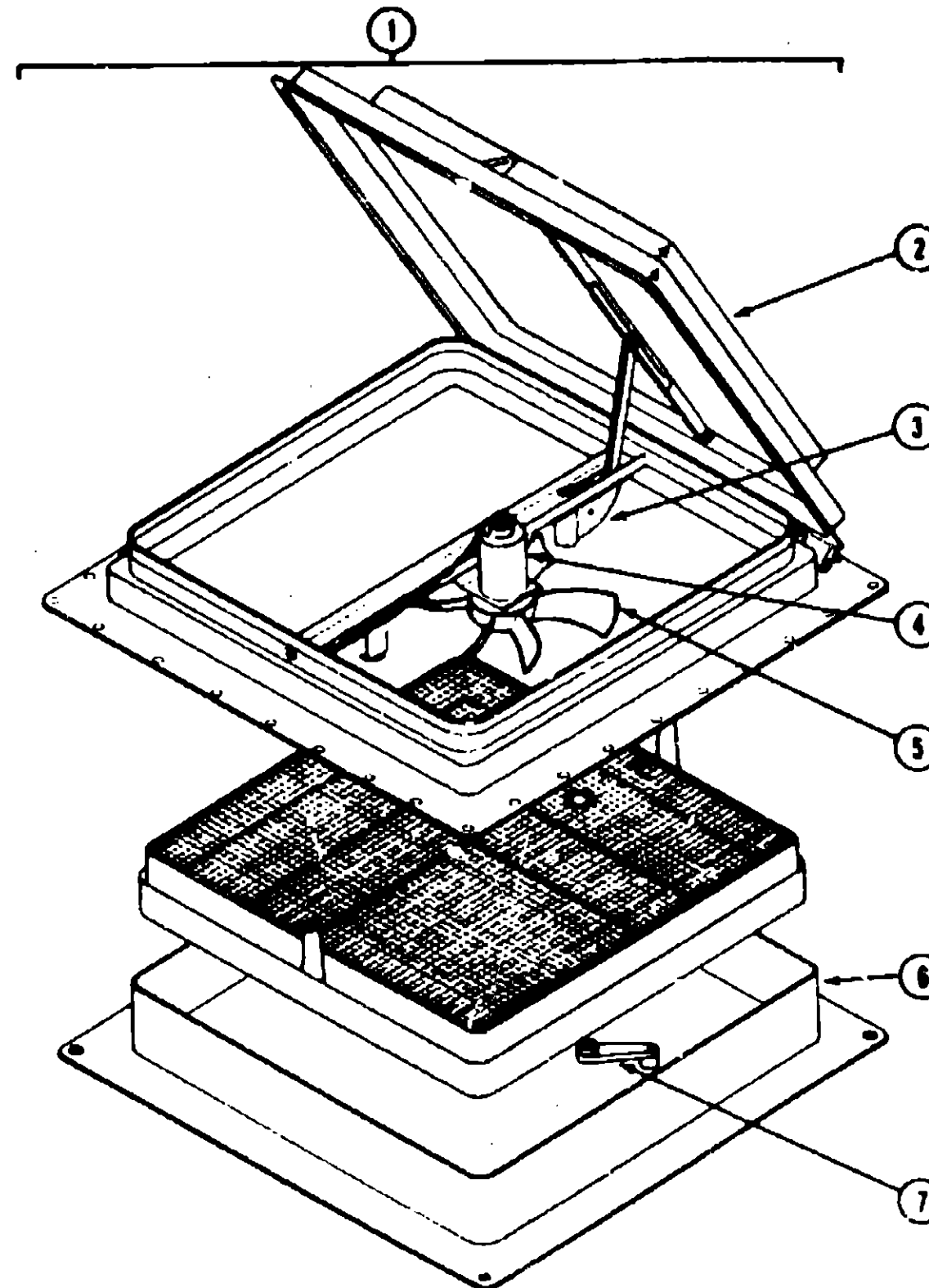
## ROOF VENTS

KEY PART NUMBER	U/M DESCRIPTION
083558-03-000	EA VENT-PLUMBING PIPE ROOF, W/COVER - OFF WHITE
084073-03-000	EA COVER-ROOF VENT, NORCOLD REFRIGERATOR - OFF WHITE
084073-04-000	EA BASE-ROOF VENT, NORCOLD REFRIGERATOR - BLACK

# WINDOW, VENT & EXTERIOR DOOR GROUP (CONTINUED)

## SIDEWALL VENT

KEY PART NUMBER	U/M DESCRIPTION
092898-02-01A	EA VENT-RANGE HOOD, W/DOOR - OFF WHITE



## CANADIAN EXPORT

KEY PART NUMBER	U/M DESCRIPTION
1 064469-08-000	EA VENT-ROOF, POWERED - 14" X 14" - 12V - CANADIAN
2 064469-03-702	EA LID-VENT WHITE
3 064469-03-706	EA LIFT MECHANISM
4 048648-01-000	EA MOTOR-ROOF VENT, 1/8 SHAFT - 12V
5 048649-01-000	EA FAN-ROOF VENT, 6 BLADES - 6"
6 064469-03-705	EA GARNISH, VENT 2 5 IN WIDE
7 009439-01-000	EA CRANK HANDLE-ROOF VENT

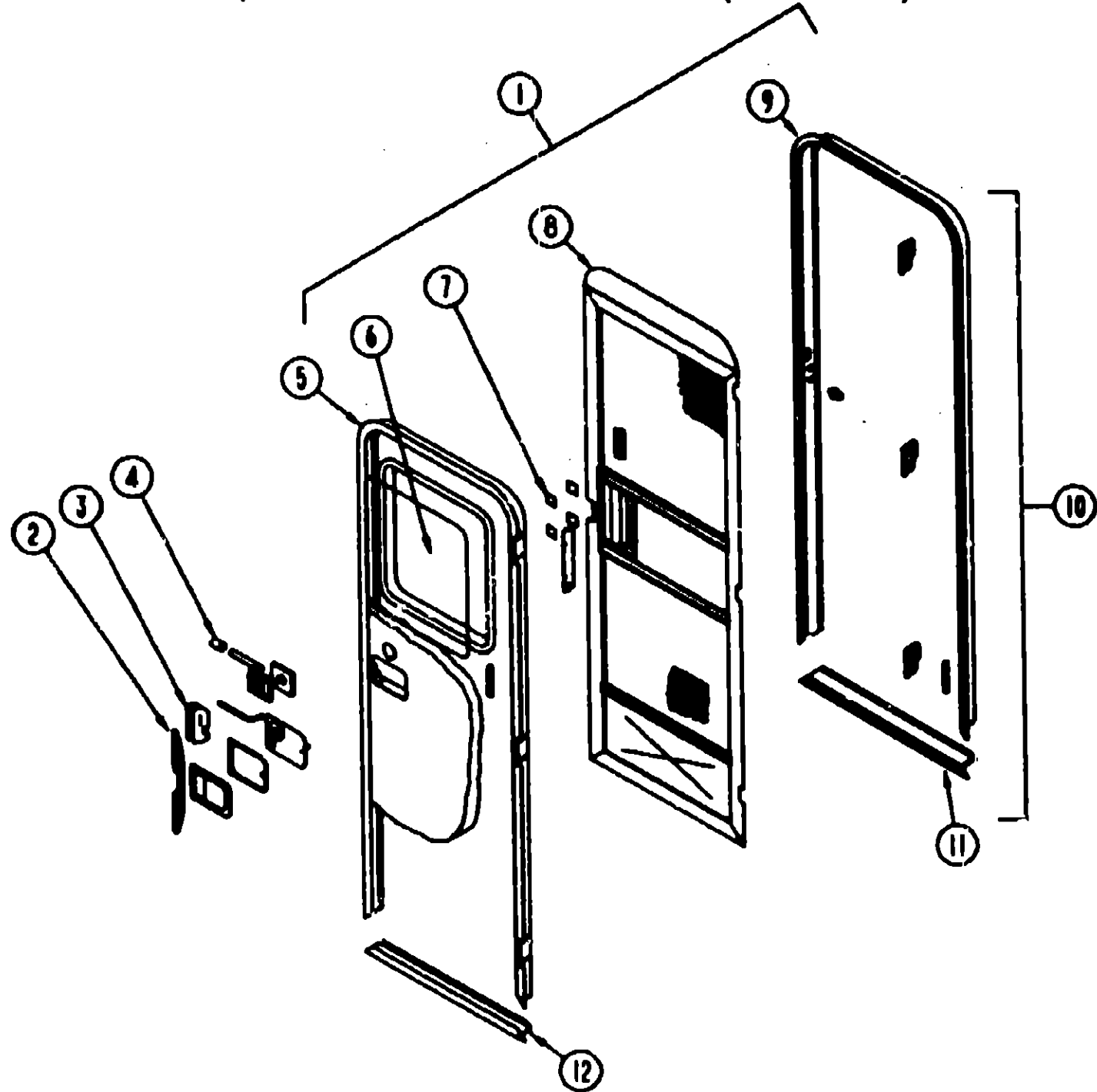
## 1990 ITASCA TABLE OF CONTENTS

INTRODUCTION	A-01 - A-02
ABBREVIATIONS	A-03
ALPHABETICAL INDEX	A-04 - A-06
ICN36RQ	A-07 - F-19

## 1990 ICN36RQ INDEX

FLOOR PLAN	A-07 - A-08
ACCESSORIES	A-09 - A-22
BATH	A-23 - B-02
BEDROOM	B-03 - B-06
CHASSIS	B-07 - B-16
C C & PAD	B-17 - C-02
DINETTE	C-03 - C-06
DRIVERS	C-07 - C-10
ELECTRICAL	C-11 - C-18
EXTERIOR BODY	C-19 - D-06
GALLEY	D-07 - D-16
HEATING & A/C	D-17 - D-20
INTERIOR FINISH	D-21 - E-01
LABEL	E-02 - E-10
LP	E-11
LOUNGE	E-12 - E-13
SEALANTS & FASTENERS	E-14 - E-16
WATER & SEWAGE	E-17 - E-21
WINDOW, VENT AND EXTERIOR DOOR	E-22 - F-19

WINDOW, VENT & EXTERIOR DOOR GROUP (CONTINUED)



ENTRANCE DOOR

KEY PART NUMBER	U/M DESCRIPTION
1 001870-31-AE6	EA DOOR-ENTRY, W/JAMB AND SCREEN DOOR
076054-D3-001	EA SHEET-FIBERGLASS, 4' X 8' - OFF WHITE - FILON
088272-46-000	SF PANELING-DECORATIVE - 4' X 7' - INCREMENTS OF 28 SF
000G11-08-12S	EA SCREW, 8-18 X 3/4 PPH - OFF WHITE
000G39-08-08R	EA SCREW-SF/DR-8-18X1/2 PPH
000G53-04-06B	EA SCREW-MACH-1/4-20X3/8 PPH 2N
000G54-04-20B	EA SCREW-1/4-20X1 1/4 PTH TYP 23
2 098173-01-03A	EA STIFFENER-ENTRY DOOR, SUPPORTS LATCH/STRIKE AREA - OFF WHITE
2 098173-01-04A	EA STIFFENER-ENTRY DOOR, SUPPORTS LATCH/STRIKE AREA - MILL
3 045017-11-000	EA LATCH-PADDLE, MECHANISM W/LOCK CYLINDER & KEY - BLACK
045017-11-700	EA MASTER KEY, F SERIES
045017-11-701	EA KEY BLANK, F1 SERIES
039539-01-000	EA STRIKE-ENTRANCE DOOR LOCK
039540-01-000	EA LATCH MECHANISM-HOOK, ENTRY DOOR - INTERIOR
039540-01-701	EA KEY-MASTER-ATWOOD-DOOR-LOCK
039715-01-000	EA NUT-SERT, 1/4" DIAMETER - 20 THREADS
4 039934-01-000	EA CAP-ROUND DEADBOLT, VINYL - 28" ID X 62" LONG - BLACK
040944-01-000	EA LABEL-ENTRANCE DOOR, "OPEN"
058806-01-000	EA PLUG-TAPERED, FOR DEADBOLT - PLASTIC - 66" DIAMETER - RED

WINDOW, VENT & EXTERIOR DOOR GROUP (CONTINUED)

ENTRANCE DOOR

KEY PART NUMBER	U/M DESCRIPTION
039736-01-000	EA DEADBOLT-ROUND, J-SHAPED - INTERIOR USE ONLY FROM: 00-00-00 THRU: 09-02-90
101145-01-01A	EA DEADBOLT-ENTRY DOOR, BLACK FROM: 09-03-90 THRU: 99-99-99
101145-01-700	EA KEY ONLY-BLANK
101147-01-000	EA BOLT-SECURITY, 4.12" BACKSET
039800-03-000	FT TUBING-POLYBUTYLENE, 3/8" OD
039979-03-000	EA COVER-INTERIOR LATCH, W/TRIP ARM - BLACK FROM: 00-00-00 THRU: 08-07-90
039979-04-000	EA COVER-INTERIOR LATCH, W/TRIP ARM - RIGHT - BLACK FROM: 08-08-90 THRU: 99-99-99
081914-01-000	EA BUMPER-RUBBER, ROUND - BLACK FROM: 09-01-90 THRU: 99-99-99
5 095276-01-01A	EA FRAME-ENTRY DOOR, W/O BOTTOM - OFF WHITE
6 079733-04-T03	EA WINDOW-PICTURE, W/O INSIDE FRAME - 17" X 25"
067608-27-000	EA FRAME-WINDOW, INSIDE PICTURE - BLACK
002181-06-000	EA GLASS-PICTURE WINDOW, .115" X 16.25" X 24"
087561-01-000	FT SPLINE-GLASS, EXTERIOR - VINYL - BLACK
7 058025-02-000	EA CLIP-ROLLER LATCH CATCH
063729-04-000	EA RIVNUT, 10-32 UNF - .010 - .080
072893-01-000	EA NUTSERT-M5 X 0.8
075671-01-000	FT SEAL-SPONGE, LAZY T SHAPE - WEATHERSTRIP ON ENTRY DOOR
075673-01-000	FT SEAL-PILE, ADHESIVE BACK - GRAY
075908-01-000	EA SCREW-MACH-10-32X.56PTH(SEMS
7 009018-01-000	EA CATCH-SCREEN DOOR ROLLER
009016-01-000	EA CATCH-ELBOW, SPRING LOADED - SCREEN DOOR CATCH
5 079012-01-T03	EA DOOR-SCREEN
002293-02-000	SF SCREENING-WINDOW/DOOR, 26" - CHARCOAL
002294-01-000	FT SPLINE-SCREENING, 135" X 138" - BLACK
002713-01-000	EA CORNER KEY-DOOR
016454-01-000	EA INSERT-SCREEN DOOR, CENTER - LEATHER GRAIN ALUMINUM - BEIGE
001014-01-013	EA INSERT-CENTER, .024" X 10.25" X 16.31" - UNPAINTED ALUMINUM
050712-03-000	EA HANDLE-SCREEN DOOR, UNPAINTED
078552-03-000	EA KICK PANEL-SCREEN DOOR, LOWER INSERT - UNPAINTED
001014-01-016	EA ALUMINUM-LEATHER GRAIN, 10.3" X 29.69" - UNFINISHED
078595-01-000	EA TOP PLATE-SCREEN DOOR, CURVED TOP - 4.7" X 25.35"
078777-01-000	EA CHANNEL-SLIDE, SCREEN DOOR CENTER SLIDER COVER
079086-01-000	EA SLIDER-SCREEN DOOR, OFF WHITE
079087-01-000	EA STRIKE-SLIDER, W/LIP FOR ELBOW CATCH - 1.5" X 8.6" OFF WHITE
100412-01-000	EA CATCH-SCREEN DOOR
9 095278-01-01A	EA JAMB-DOOR ENTRANCE - UNPAINTED
10 095277-02-01A	EA JAMB-ENTRY DOOR, W/BOTTOM & ROLLER CATCH STRIKER - OFF WHITE
11 051049-01-000	EA JAMB BOTTOM-ENTRY DOOR, BEIGE
079207-01-000	EA STRIKER-ROLLER CATCH, WELDED TO DOOR JAMB - 4" X 1.15"
097724-01-02A	EA HINGE-ENTRY DOOR, OFF WHITE
097724-01-04A	EA HINGE-ENTRY DOOR, UNPAINTED
12 089748-01-000	EA FRAME-BOTTOM ENTRY DOOR, OFF WHITE
090340-01-000	FT SEAL-FOAM, CLOSED CELL - 1/4" X 1/2" X 50"
091968-03-000	FT TAPE-ADHESIVE, .04" X 1" WIDE
100128-02-000	FT SEAL-PILE, ADHESIVE BACK - SCREEN DOOR - GRAY
093966-01-02A	EA GARNISH-RADIUS, ENTRANCE DOOR - ALUMINUM - OFF WHITE
044582-02-000	EA CAP-DRIP, ENTRY DOOR, ALUMINUM, OFF WHITE
000312-01-000	EA SWITCH-DOOR JAMB, ELECTRIC ENTRY STEP
041546-06-000	EA BRACKET - DOOR ANGLE - OFF WHITE
085774-01-000	FT FASTENER - DUEL LOCK, 1" WIDE
085774-02-000	FT FASTENER - DUEL LOCK, 1" WIDE

1990 ITASCA  
TABLE OF CONTENTS

INTRODUCTION	A-01 - A-02
ABBREVIATIONS	A-03
ALPHABETICAL INDEX	A-04 - A-06
ICN36RQ	A-07 - F-19

1990 ICN36RQ INDEX

FLOOR PLAN	A-07 - A-08
ACCESSORIES	A-09 - A-22
BATH	A-23 - B-02
BEDROOM	B-03 - B-06
CHASSIS	B-07 - B-16
COCOA PAD	B-17 - C-02
DINETTE	C-03 - C-06
DRIVERS	C-07 - C-10
ELECTRICAL	C-11 - C-18
EXTERIOR BODY	C-19 - D-06
GALLEY	D-07 - D-16
HEATING & A/C	D-17 - D-20
INTERIOR FINISH	D-21 - E-01
LABEL	E-02 - E-10
LP	E-11
LOUNGE	E-12 - E-13
SEALANTS & FASTENERS	E-14 - E-16
WATER & SEWAGE	E-17 - E-21
WINDOW, VENT AND EXTERIOR DOOR	E-22 - F-19



WINDOW, VENT & EXTERIOR DOOR GROUP ( CONTINUED)

DRIVERS DOOR & COMPONENTS

KEY PART NUMBER	U/M	DESCRIPTION
M97816-01-AE6	EA	DOOR-DRIVER, MANUAL - TIPOUT
M97816-03-AE6	EA	DOOR-DRIVER, POWER - TIPOUT WINDOW
M97816-04-AE6	EA	DOOR-DRIVER, POWER - STATIONARY WINDOW
097278-01-AE6	EA	JAMB-DOOR
084882-14-000	EA	PANEL-FRP,PBDFG,OFF WHITE 83.34" X 365.35"
092753 01 Y10	FA	FRAME ASM-WINDOW,OUTER
089454-02-000	EA	CHANNEL-GLASS RUN, TOP - BLACK
092446-02-000	EA	GLASS-DOOR, ROLL UP - 27.5" X 26.3"
082472 03 000	EA	CHANNEL-GLASS RETAINER
097207-01-03A	EA	HINGE-CONTINUOUS, OFF WHITE
092752 01 Y10	EA	FRAME ASM-WINDOW,INNER
092970 01-000	EA	GLASS-TIPOUT, 4.5" X 27.9"
092997-01-000	EA	GLASS-STATIONARY, POWER WINDOW - 4 6" X 28"
092632 02 Y10	EA	FRAME ASM-WINDOW,TIPOUT
092752-01-Y10	EA	FRAME-WINDOW, TIPOUT - INNER - 23.6" X 28"
000039-04-008	EA	NUT-HEX, SER FLG LK 1/4 - 20 ZN
000E13-11-008	EA	WASHER-FL, 3/16" WIDE ZN
063729-01-000	EA	RIVNUT, 1/4 X 20 UNC - .030-.125
064219-01-000	EA	RETAINER-CHECK STRAP, DRIVER DOOR
068927-03-000	EA	SEAL-WINDOW, RUBBER - ROUND - .80" DIA. - BLACK
068938-03-000	EA	BEARING-.38"ID, SNAP IN
075671-01-000	FT	SEAL-SPONGE, LAZY T SHAPE - WEATHERSTRIP ON ENTRY DOOR
081908-01-000	EA	SCREW-MACH 6-32X.62 W/NYLOCK
08191C 02-000	EA	CHANNEL-WINDOW, SLIDING
081912-01-000	EA	WEATHERSTRIP-RIGID, BLACK
081912-02-000	EA	WEATHERSTRIP-RIGID
084067-01-000	FT	SEAL-E SHAPED, SPONGE - TIPOUT WINDOW - 4" X 4" - BLACK
088473-08-000	EA	HOUSING-PIN, 4 POSITION
090340-01-000	FT	SEAL-FOAM, CLOSED CELL - 1/4" X 1/2" X 50"
091255-02-000	FT	SEAL-ADHESIVE BACKED FOAM, 1.5" X 1.1"
091968-03-000	FT	TAPE-ADHESIVE, .04" X 1" WIDE
093144-01-000	EA	CONDUIT-WIRE, GM# 15592046
095954-01-Y12	EA	SCREEN-SINGLE TIPOUT, 1 RADIUS COR'NER - 6" X 29.2"
096809-01-000	EA	BRACKET-DEADBOLT
097367-01-000	EA	BRACKET-SUPPORT, DOOR LOCK
098030-01-000	EA	STRAP-CHECK, DRIVER DOOR - BLACK
100028-01-000	FT	TAPE-ADHESIVE, FOAM - .75" X 216"
092628 01 01A	EA	MULLION-DOOR/WINDOW PLACK
103413 01 01A	EA	GARNISH-DRIVERS DOOR, O/W

FROM 11-26-90 THRU 99-99-99

M97816-02-AE6	EA	DOOR-DRIVER, MANUAL - STATIONARY WINDOW
082240-03-000	EA	CHANNEL - GLASS RUN, BLOCK
092606-01-000	EA	BRACKET - WINDOW OPERATOR, UPPER
092607-01-000	EA	BRACKET - WINDOW OPERATOR, MIDDLE
092608-01-000	EA	ANGLE - WINDOW OPERATOR, LOWER

WINDOW, VENT & EXTERIOR DOOR GROUP ( CONTINUED)

DRIVERS DOOR & COMPONENTS CONT

KEY PART NUMBER	U/M	DESCRIPTION
097875-01-01A	EA	THRESHOLD-CAB DOOR - 26.5" - BLACK
092893 02 01A	EA	LINER-STEP BOX,BLACK PLASTIC
103392 02 000	EA	REGULATOR ASM-PWR WDO.91N
093634-01-000	EA	REGULATOR-WINDOW, DRIVER
092996-01-000	EA	REGULATOR-POWER WINDOW
092996-01-710	EA	MOTOR-POWER WINDOW, DRIVER DOOR
081911-01-000	FT	TAPE-GLASS SETTING, 1/16" X 1.5"
092928-01-000	EA	ROD-LOCK, INSIDE OF DOOR
092928-04-000	EA	ROD-LOCK, INSIDE OF DOOR
092928-03 000	EA	ROD-RELEASE, INSIDE OF DOOR
092927-05-000	EA	CLIP - ROD END RIGHT LATCH-DRIVER'S DOOR
092927-06-000	EA	CLIP - ROD END LEFT LATCH-DRIVER'S DOOR
092927 01 000	EA	LATCH-DRIVER'S DOOR,OUTSIDE
		FROM 00-00-00 THRU 06-24-90
102235-01-01A	EA	LATCH-DRIVER'S DOOR,OUTSIDE - BLACK
		FROM 06-25-90 THRU 99-99-99
092927 04 000	EA	LATCH-DRIVER'S DOOR,LATCH
045017-11-700	EA	MASTER KEY,F SERIES
045017-11-701	EA	KEY BLANK,F1 SERIES
083223-01-700	EA	KEY-BLANK
M97748-01-02A	EA	PANEL-DOOR, INTERIOR - PLASTIC - SLATE GRAY
081903-02-000	EA	SHAFT-MOUNTING, KNOB
081905-02-000	EA	KNOB-SLIDE BOLT, BLACK
081906-02-000	EA	BOLT-SLIDE
092927-02-000	EA	LATCH-DRIVER DOOR, INSIDE
		FROM 00-00-00 THRU 06-24-90
092927-04-000	EA	LATCH-DRIVER DOOR, MECHANISM
094575-01-000	EA	CRANK-HAND, GLASS LIFT
088246-01-000	EA	SWITCH-REMOTE, MIRROR
087695-01-000	EA	SWITCH-HEATER, MIRROR
061400-04-000	EA	STRAP-ASSIST, 12" - BLACK W/WOODGRAIN SCREW COVERS
092927 02 000	EA	LATCH-DRIVER'S DOOR,INSIDE
		FROM 00-00-00 THRU 06-24-90
102237-01-01A	EA	LATCH-DRIVER DOOR, INSIDE - BLACK
		FROM 06-25-90 THRU 99-99-99
093132-01-000	EA	SWITCH-POWER WINDOW
077000-01-000	EA	SOCKET ASM-W/8" PIGTAIL LEADS
077026-01-000	EA	LENS-COURTESY LIGHT, CLEAR
079370-04-000	FT	COVER-SCREW, WINDOW - VINYL - BLACK
080734-02-000	EA	CLIP-WIRE, NYLON
081243-02-000	EA	CLIP-SCREEN, PLASTIC - BLACK
035302 01 000	EA	OPERATOR-SLANT-TORQUE RT
089913 01 000	EA	HINGE-TIPOUT WDO,BLACK
092628 01 01A	EA	MULLION-DOOR/WINDOW BLACK
092632 02 Y10	EA	FRAME ASM-WINDOW,TIPOUT
095889 02 000	EA	BRACKET-TORQUE TUBE/OPER
095954 01 Y12	EA	SCREEN ASM-SINGLE TIP CUT
086259-04-000	EA	MIRROR-REMOTE HEAT, W/ARM & MIRRORS - PRE-WIRED - PASSENGER
086259-04-700	EA	GLASS ONLY CONVEX HEATED RH
086259-04-701	EA	GLASS ONLY FLAT HEATED RH
086259-05-000	EA	MIRROR-REMOTE HEAT, W/ARM & MIRRORS - PRE-WIRED - DRIVER
086259-05-700	EA	GLASS-MIRROR, HEATED CONVEX - DRIVER SIDE
086259-05-701	EA	GLASS-MIRROR, HEATED FLAT - DRIVER SIDE
086284-01-000	EA	SPRING-COMPRESSION 44" LONG X 36"OD
097308-01-02A	EA	COVER - MAP POCKET, SLATE GRAY

1990 ITASCA  
TABLE OF CONTENTS

INTRODUCTION	A-01	A-02
ABBREVIATIONS		A-03
ALPHABETICAL INDEX	A-04	A-06
ICN36RQ	A-07	F-19

1990 ICN36RQ INDEX

FLOOR PLAN	A-07	A-08
ACCESSORIES	A-09	A-22
BATH	A-23	B-02
BEDROOM	B-03	B-06
CHASSIS	B-07	B-16
C C & PAD	B-17	C-02
DINETTE	C-03	C-06
DRIVERS	C-07	C-10
ELECTRICAL	C-11	C-18
EXTERIOR BODY	C-19	D-06
GALLEY	D-07	D-16
HEATING & A/C	D-17	D-20
INTERIOR FINISH	D-21	E-01
LABEL	E-02	E-10
LP		E-11
LOUNGE	E-12	E-13
SEALANTS & FASTENERS	E-14	E-16
WATER & SEWAGE	E-17	E-21
WINDOW, VENT AND EXTERIOR DOOR	E-22	F-19



WINDOW, VENT & EXTERIOR DOOR GROUP ( CONTINUED)

DRIVER DOOR W/POWERED WINDOW AND MIRROR OPTION L28P

KEY PART NUMBER	U/M DESCRIPTION
M97816-03-AE6	EA DOOR-DRIVER, POWER - TIPOUT WINDOW
M97748-01-02A	EA PANEL-DOOR, INTERIOR - PLASTIC - SLATE GRAY
097308-01-02A	EA COVER-MAP POCKET, SLATE GRAY
000G39-08-06B	EA SCREW-SF/DR, 8-18 X 3/8 PPH ZN
000G39-10-12D	EA SCREW-SF/DR, 10-18 X 3/4 PPH - BLACK
000G50-04-12B	EA SCREW-MACH, 1/4-20 X 3/4 PPH ZN
000G54-04-20B	EA SCREW-1/4-20X11/4 PTH TYP 23
061400-04-000	EA STRAP-ASSIST, 12" - BLACK W/WOODGRAIN SCREW COVERS
063729-01-000	EA RIVNUT, 1/4 X 20 UNC - 030-125
064219-01-000	EA RETAINER-CHECK STRAP, DRIVER DOOR
068027-03-000	EA SEAL-WINDOW, RUBBER - ROUND - .80" DIA - BLACK
068938-03-000	EA BEARING-38"ID, SNAP IN
075671-01-000	FT SEAL-SPONGE, LAZY T SHAPE - WEATHERSTRIP ON ENTRY DOOR
100028-01-000	FT TAPE-ADHESIVE, FOAM - .75" X 216"
077000-01-000	EA SOCKET ASM-W/8" PIGTAIL LEADS
077026-01-000	EA LENS-COURTESY LIGHT, CLEAR
079370-04-000	FT COVER-SCREW, WINDOW - VINYL - BLACK
080734-02-000	EA CLIP-WIRE, NYLON
081253-02-000	EA SHAFT-MOUNTING, KNOB
081305-02-000	EA KNOB-SLIDE BOLT, BLACK
081906-02-000	EA BOLT-SLIDE
081908-01-000	EA SCREW-MACH 6-32X62 W/NYLOCK
081910-02-000	EA CHANNEL-WINDOW, SLIDING
081911-01-000	FT TAPE-GLASS SETTING, 1/16" X 1.5"
081912-02-000	EA WEATHERSTRIP-RIGID
084067-01-000	FT SEAL-E SHAPED, SPONGE - TIPOUT WINDOW - .4" X 4" - BLACK
086284-01-000	EA SPRING-COMPRESSION, .44" LONG X .36"OD
087695-01-000	EA SWITCH-HEATER, MIRROR
088246-01-000	EA SWITCH-REMOTE, MIRROR
089454-02-000	EA CHANNEL-GLASS RUN, TOP - BLACK
090340-01-000	FT SEAL-FOAM, CLOSED CELL - 1/4" X 1/2" X 50"
091255-02-000	FT SEAL-ADHESIVE BACKED FOAM, 1.5" X .18"
091968-03-000	FT TAPE-ADHESIVE, .04" X 1" WIDE
092446-02-000	EA GLASS-DOOR, ROLL UP - 27.5" X 26.3"
092752-01-Y10	EA FRAME-WINDOW, TIPOUT - INNER - 23.6" X 28"
000G39-08-08B	EA SCREW-SF/DR, 8-18 X 1/2 PPH ZN
081912-01-000	EA WEATHERSTRIP-RIGID, BLACK
092845-01-000	EA WIRE ASSEMBLY-DRIVER DOOR CONTROL PANEL
088473-08-000	EA HOUSING-PIN, 4 POSITION
093144-01-000	EA CONDUIT-WIRE, GM# 15592046
092927-01-000	EA LATCH-DRIVER DOOR, OUTER
FROM 00-00-00 THRU 06-24-90	
092927-01-700	EA LOCK-LEVER, BLACK
092927-01-701	EA LOCK-LEVER, CHROME
092927-01-702	EA CYLINDER-KEY, W/KEY
083223-01-700	EA KEY-BLANK
102235-01-01A	EA LATCH-OUTSIDE, DRIVER DOOR - BLACK
FROM 06-25-90 THRU 99-99-99	
045017-11-700	EA MASTER KEY
045017-11-701	EA KEY BLANK
092927-02-000	EA LATCH-DRIVER DOOR, INSIDE
FROM 00-00-00 THRU 06-24-90	
102237-01-01A	EA LATCH-INSIDE, DRIVER DOOR - BLACK
FROM 06-25-90 THRU 99-99-99	
092927-04-000	EA LATCH-DRIVER DOOR, MECHANISM
092927-05-000	EA LATCH-DRIVER DOOR, ROD END - RH
092927-06-000	EA LATCH-DRIVER DOOR, ROD END - LEFT
092928-01-000	EA ROD-LOCK, INSIDE OF DOOR
092928-03-000	EA ROD-RELEASE, INSIDE OF DOOR
092928-04-000	EA ROD-LOCK, INSIDE OF DOOR
092970-01-000	EA GLASS-TIPOUT, 4.5" X 27.9"
092996-01-000	EA REGULATOR-POWER WINDOW
092996-01-710	EA MOTOR-POWER WINDOW, DRIVER DOOR

WINDOW, VENT & EXTERIOR DOOR GROUP ( CONTINUED)

DRIVER DOOR W/POWERED WINDOW AND MIRROR OPTION L28P

KEY PART NUMBER	U/M DESCRIPTION
093132-01-000	EA SWITCH-POWER WINDOW
095954-01-Y12	EA SCREEN-SINGLE TIPOUT, 1 RADIUS CORNER - 6" X 29.2"
096809-01-000	EA BRACKET-DEADBOLT
097207-01-03A	EA HINGE-CONTINUOUS, OFF WHITE
097278-01-AE6	EA JAMB-DOOR
055278-01-001	FT TUBING-STEEL, .75" X 1.5" X 288"
097367-01-000	EA BRACKET-SUPPORT, DOOR LOCK
084882-14-000	EA PANEL-FRP,PBD/F'G.OFF WHITE P3 34" X 36.5 35"
098030-01-000	EA STRAP-CHECK, DRIVER DOOR - BLACK
086259-04-000	EA MIRROR-REMOTE HEAT, W/ARM & MIRRORS - PRE-WIRED - PASSENGER
086259-04-700	EA GLASS ONLY CONVEX HEATED RH
086259-04-701	EA GLASS ONLY FLAT HEATED RH
086259-05-000	EA MIRROR-REMOTE HEAT, W/ARM & MIRRORS - PRE-WIRED - DRIVER
086259-05-700	EA GLASS ONLY CONVEX HEATED LH
086259-05-701	EA GLASS ONLY FLAT HEATED LH
092890-01-000	EA WIRE-INSTRUMENT PANEL, REMOTE MIRROR

1990 ITASCA  
TABLE OF CONTENTS

INTRODUCTION	A-01	A-02
ABBREVIATIONS		A-03
ALPHABETICAL INDEX	A-04	A-06
ICN36RQ	A-07	F-19

1990 ICN36RQ INDEX

FLOOR PLAN	A-07	A-08
ACCESSORIES	A-09	A-22
BATH	A-23	B-02
BEDROOM	B-03	B-06
CHASSIS	B-07	B-16
C C & PAD	B-17	C-02
DINETTE	C-03	C-06
DRIVERS	C-07	C-10
ELECTRICAL	C-11	C-18
EXTERIOR BODY	C-19	D-06
GALLEY	D-07	D-16
HEATING & A/C	D-17	D-20
INTERIOR FINISH	D-21	E-01
LABEL	E-02	E-10
LP		E-11
LOUNGE	E-12	E-13
SEALANTS & FASTENERS	E-14	E-16
WATER & SEWAGE	E-17	E-21
WINDOW, VENT AND EXTERIOR DOOR	E-22	F-19

WINDOW, VENT & EXTERIOR DOOR GROUP (CONTINUED)

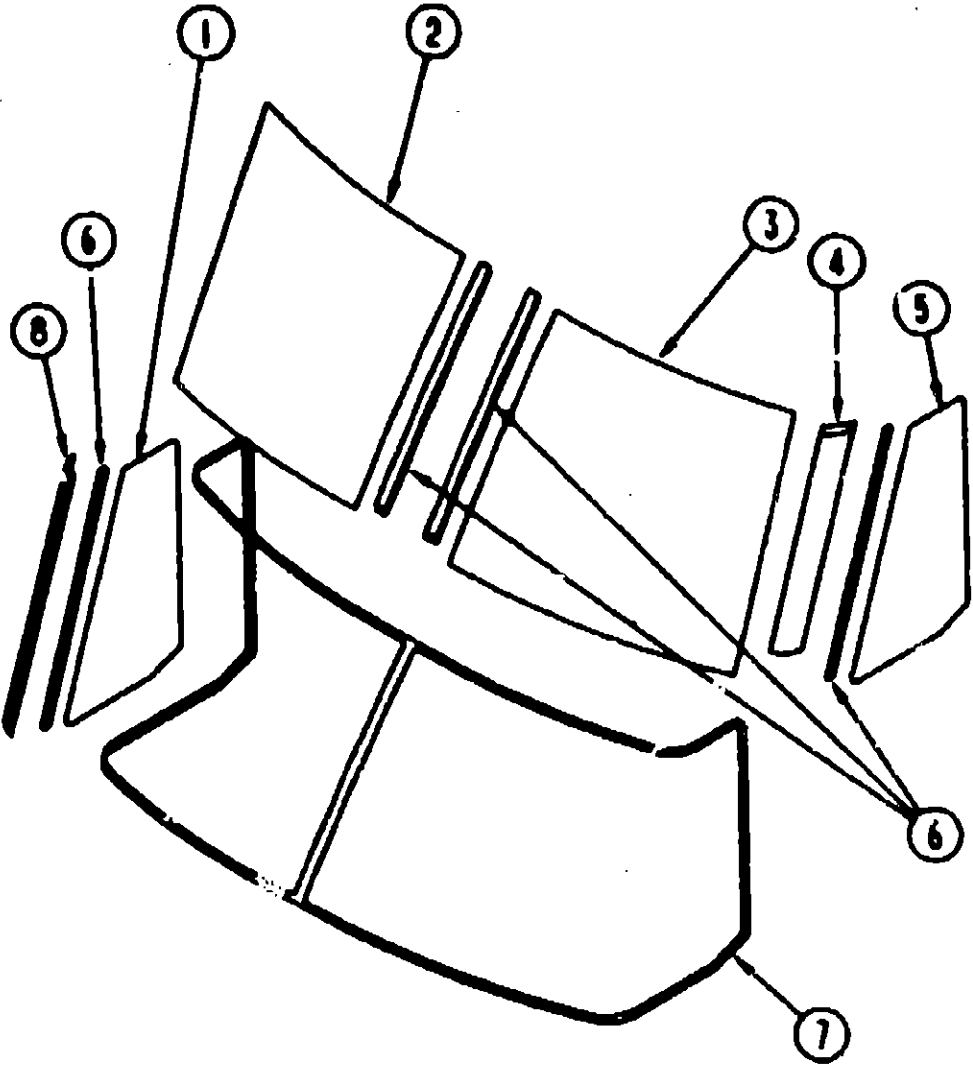
ACCESS DOOR HARDWARE

KEY PART NUMBER	U/M DESCRIPTION
052009-01-000	EA DOOR-WATER HEATER, ATWOOD 5576-27 - OFF WHITE
081420-05-000	EA PLUG-PLASTIC
072447-04-000	EA SHROUD-FUEL FILL
076767-06-000	EA CABLE ASM-1116 X 650 MM.SST
077408-02-000	EA LOCK-KEY TYPE
078010-03-000	EA DOOR-FUEL FILL W/JAMB - OFF WHITE
078200-01-000	EA GASKET-DOOR, FUEL FILL - 3.5"OD X 2"ID
083578-01-000	EA BOOT-FUEL FILL
084235-01-000	EA SUPPORT-FLANGE, FUEL FILL BOOT
082684-01-700	EA KEY-COMPARTMENT DOOR LOCK, BH024
084104-01-701	EA LOCK-FEMALE, FASTENER - REFRIGERATOR DOOR
084104-01-700	EA LOCK-MALE, FASTENER - REFRIGERATOR DOOR
064103-03-000	EA DOOR-REFRIGERATOR, VENTED W/O JAMB - OFF WHITE
084104-03-000	EA JAMB-DOOR, VENTED REFRIGERATOR - OFF WHITE
085730-14-000	EA LATCH-PADDLE, W/O KEY LOCK - PLASTIC - OFF WHITE
085730-11-000	EA LATCH-PADDLE, W/KEY LOCK - PLASTIC - OFF WHITE
090340-01-000	FT SEAL-FOAM, CLOSED CELL - 1/4" X 1/2" X 50'
092263-01-000	EA PANEL-EXHAUST, FURNACE - 14" X 14.6" - GALVANIZED
092357-05-02A	EA HINGE-VALANCE DOOR, 1011 BEIGE
092357-02-02A	EA HINGE-COMPARTMENT DOOR, 43 5"
092357-01-02A	EA HINGE-COMPARTMENT DOOR, 76" - OFF WHITE
092357-01-01A	EA HINGE-COMPARTMENT DOOR, 76" - OFF WHITE
092610-01-02A	EA POCKET-LATCH
093030-01-000	EA HINGE-DOOR 96"
093142-01-01A	EA HINGE-DOOR, REAR CAP, OFF WHITE
093668-01-02A	EA POCKET-LATCH
100126-01-000	FT SEAL-PILE, ADHESIVE BACK - GRAY

ELECTRICAL SERVICE DOORS (UNDER HOOD)

KEY PART NUMBER	U/M DESCRIPTION	
092522-01-000	EA DOOR-CIRCUIT BREAKERS	FROM 00-00-00 THRU 09-18-89
098527-01-000	EA DOOR-CIRCUIT BREAKERS	FROM 09-19-89 THRU 99-99-99
098527-02-000	EA DOOR ASM-FUSES	FROM 09-19-89 THRU 99-99-99
086755-02-000	EA LATCH-1/4 TURN, ROTARY, PLAS	FROM 00-00-00 THRU 09-18-89
093633-01-000	EA LATCH-1/4 TURN, HANDLE	FROM 09-19-90 THRU 99-99-99
098196-01-000	EA LATCH-1/4 TURN, T-BAR	FROM 09-19-90 THRU 99-99-99
092492-01-000	EA SEAL-ELECTRICAL BOX	

WINDOW, VENT & EXTERIOR DOOR GROUP (CONTINUED)



WINDSHIELDS, TRIMS & MOLDINGS

KEY PART NUMBER	U/M DESCRIPTION
1 091953-03-000	EA GLASS-CORNER VENT, PASSENGER
2 091215-01-000	EA GLASS-WINDSHIELD, PASSENGER
3 091215-02-000	EA GLASS-WINDSHIELD, DRIVER
4 091901-02-000	EA TRIM-A'PILLAR, DR - BETWEEN WINDSHIELD & VENT GLASS - BLK
5 091953-04-000	EA GLASS-CORNER VENT, DRIVER
6 098788-01-000	EA CHANNEL-RIGID, WINDSHIELD - 38" - PVC
7 091986-01-000	EA MOLDING-REVEAL, WINDSHIELD - SURROUNDS BOTH WINDSHIELDS
8 091901-01-000	EA TRIM-A'PILLAR, PASS - BETWEEN WINDSHIELD & VENT GLASS - BLK
002328-02-000	EA BLOCK-WINDSHIELD, 062" X 5" X .98"
091969-01-000	EA FRAME-WINDSHIELD, LOWER - INNER - PASSENGER
091969-02-000	EA FRAME-WINDSHIELD, LOWER - INNER - DRIVER
040921-04-000	EA NUT-SPEED, U TYPE - NO 8 - 59" LENGTH X 44" WIDTH
040921-05-000	EA NUT-SPEED, U TYPE - NO 8 - 67" LENGTH X 44" WIDTH
040921-06-000	EA NUT-SPEED, U TYPE - NO 8 - 57" LENGTH X 63" WIDTH

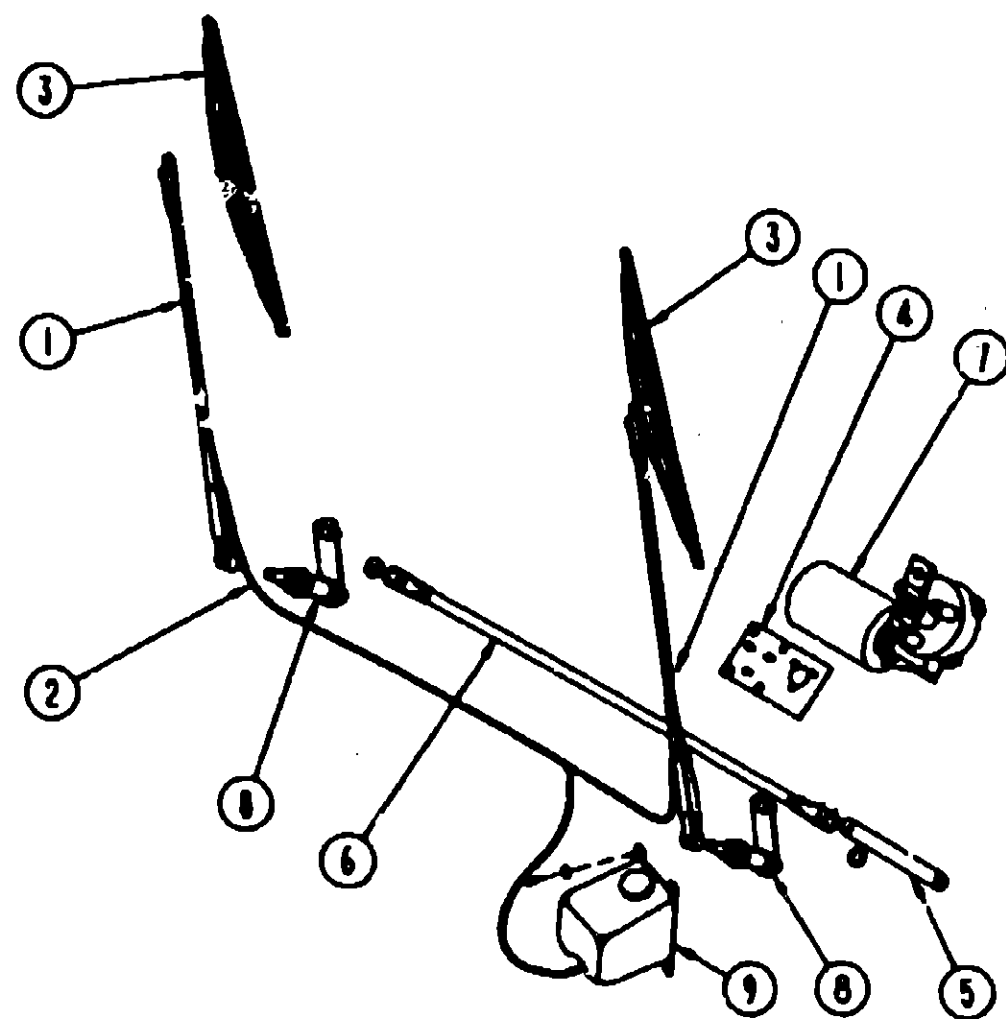
1990 ITASCA  
TABLE OF CONTENTS

INTRODUCTION	A-01 - A-02
ABBREVIATIONS	A-03
ALPHABETICAL INDEX	A-04 - A-06
ICN36RQ	A-07 - F-19

1990 ICN36RQ INDEX

FLOOR PLAN	A-07 - A-08
ACCESSORIES	A-09 - A-22
BATH	A-23 - B-02
BEDROOM	B-03 - B-06
CHASSIS	B-07 - B-16
C C & PAD	B-17 - C-02
DINETTE	C-03 - C-06
DRIVERS	C-07 - C-10
ELECTRICAL	C-11 - C-18
EXTERIOR BODY	C-19 - D-06
GALLEY	D-07 - D-16
HEATING & A/C	D-17 - D-20
INTERIOR FINISH	D-21 - E-01
LABEL	E-02 - E-10
LP	E-11
LOUNGE	E-12 - E-13
SEALANTS & FASTENERS	E-14 - E-16
WATER & SEWAGE	E-17 - E-21
WINDOW, VENT AND EXTERIOR DOOR	E-22 - F-19

WINDOW, VENT & EXTERIOR DOOR GROUP (CONTINUED)  
WIPER COMPONENTS



KEY PART NUMBER	U/M DESCRIPTION
1 072472-04-000	EA ARM-WIPER, PANTOGRAPH - 29 D" FROM 00-00-00 THRU 10-09-89
1 095963-01-000	EA ARM-WIPER, PANTOGRAPH - 28" FROM 10-10-89 THRU 99-99-99
2 045794-01-000	FT HOSE-WASHER, WINDSHIELD - 5/32" ID - BLACK
3 049464-03-000	EA BLADE-W/S WIPER, 20 IN FROM 00-00-00 THRU 10-09-89
3 095964-01-000	EA BLADE-WIPER, 24" FROM 10-10-89 THRU 99-99-99
049464-03-700	EA REFILL-BLADE-W/W 20"
4 092334-01-000	EA BRACKET-WIPER, MOTOR
5 067193-02-000	EA LINK-CONNECTING, PASSENGER - 9 2"
6 067192-01-000	EA LINK-DRIVER CONNECTING, W/BLACK BUSHING - 37 85"
7 096351-01-000	EA MOTOR-WIPER, FRONT
8 096505-01-000	EA PIVOT SHAFT
067190-01-701	EA KNURL DRIVER
096526-01-000	EA SCREW-HEX, 1/4 - 28 UNF
9 056000-02-000	EA WASHER-WINDSHIELD, BOTTLE & PUMP
056000-01-700	FT VACUUM HOSE 7/64 - 5/32
041791-01-000	FT SEAL-VINYL, FLE* U-CHANNEL
061603-01-000	EA GROMMET-SNAP, 3/16 ID - 3/8 HOLE - PLASTIC - BLACK
071015-21-000	EA GROMMET- 50"ID, FITS 19" MATERIAL, RUBBER- SPLIT
077045-01-000	EA NUT-ACORN, 10-32 ALUMINUM
077048-01-000	EA SHAFT-ADAPTER, WINDSHIELD PANTOGRAPH ARM
091206-02-000	EA CONTROL-WIPER
067188-01-000	EA STUD-CRANK, WIPER

1990 ITASCA  
TABLE OF CONTENTS

INTRODUCTION	A-01 - A-02
ABBREVIATIONS	A-03
ALPHABETICAL INDEX	A-04 - A-06
ICN36RQ	A-07 - F-19

1990 ICN36RQ INDEX

FLOOR PLAN	A-07 - A-08
ACCESSORIES	A-09 - A-22
BATH	A-23 - B-02
BEDROOM	B-03 - B-06
CHASSIS	B-07 - B-16
C C & PAD	B-17 - C-02
DINETTE	C-03 - C-06
DRIVERS	C-07 - C-10
ELECTRICAL	C-11 - C-19
EXTERIOR BODY	C-19 - D-06
GALLEY	D-07 - D-16
HEATING & A/C	D-17 - D-20
INTERIOR FINISH	D-21 - E-01
LABEL	E-02 - E-10
LP	E-11
LOUNGE	E-12 - E-13
SEALANTS & FASTENERS	E-14 - E-16
WATER & SEWAGE	E-17 - E-21
WINDOW, VENT AND EXTERIOR DOOR	E-22 - F-19