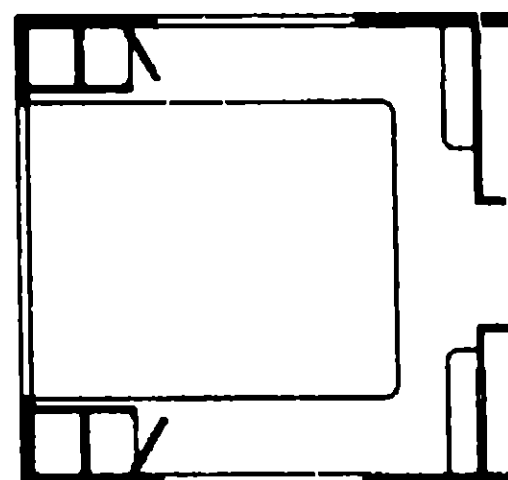
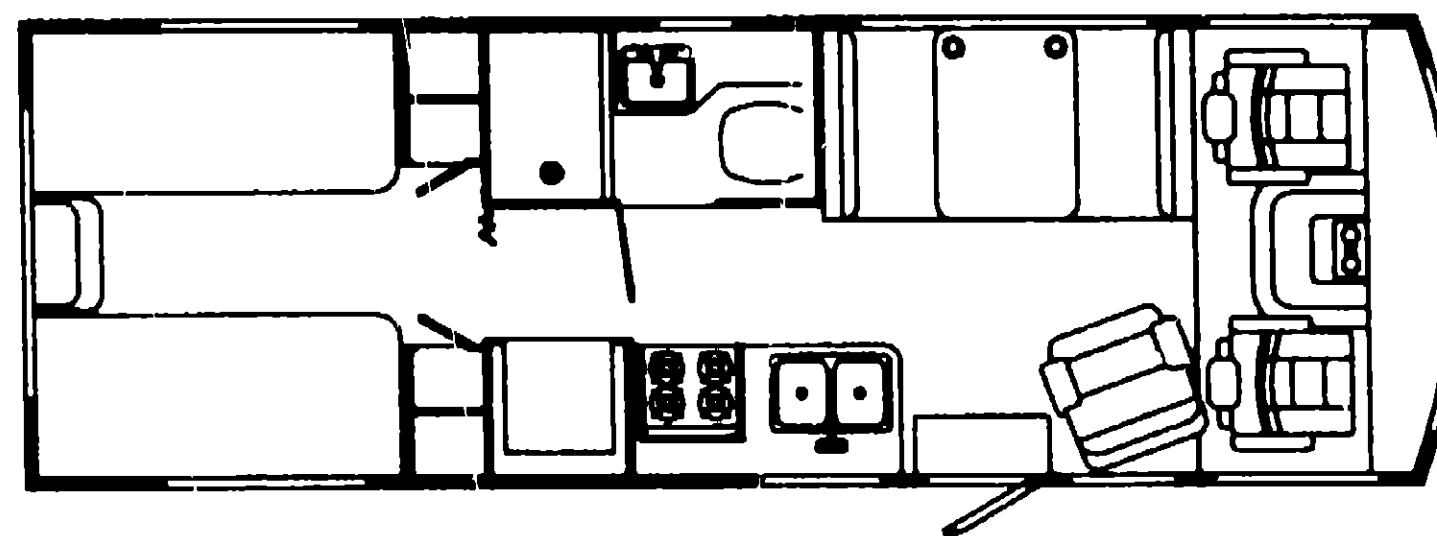
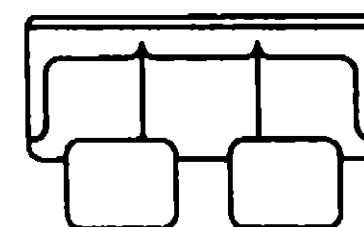



1990 ICN27RT



1990 ITASCA TABLE OF CONTENTS

INTRODUCTION	A-01 -	A-02
ABBREVIATIONS		A-03
ALPHABETICAL INDEX	A-04 -	A-06
ICN25RC	A-07 -	F-12
ICN27RT	F-13 -	K-16

1990 ICN27RT INDEX

FLOOR PLAN	F-13 -	F-14
ACCESSORIES	F-15 -	F-24
BATH	G-01 -	G-02
BEDROOM	G-03 -	G-06
CHASSIS	G-07 -	G-16
C C & PAD	G-17 -	H-02
DINETTE	H-03 -	H-06
DRIVERS	H-07 -	H-10
ELECTRICAL	H-11 -	H-16
EXTERIOR BODY	H-17 -	I-04
GALLEY	I-05 -	I-14
HEATING & A/C	I-15 -	I-18
INTERIOR FINISH	I-19 -	I-23
LABEL	I-24 -	J-08
LP		J-09
LOUNGE	J-10 -	J-11
SEALANTS & FASTENERS	J-12 -	J-14
WATER & SEWAGE	J-15 -	J-19
WINDOW, VENT AND EXTERIOR DOOR	J-20 -	K-16

ACCESSORIES GROUP

POWER MIRROR OPTION L28P

KEY PART NUMBER	U/M DESCRIPTION
082880-01-000	EA WIRE-IP, REMOTE MIRROR
088259-04-000	EA MIRROR-REMOTE HEAT, W/ARM & MIRRORS - PRE-WIRED - PASSENGER
088259-04-700	EA GLASS-CONVEX-STA-HTD-RH
088259-04-701	EA GLASS-FLAT-HTD-RH W/STA CON
088259-05-000	EA MIRROR-REMOTE HEAT, W/ARM & MIRRORS - PRE-WIRED - DRIVER
088259-05-700	EA GLASS-CONVEX-STA-HTD-LH
088259-05-701	EA GLASS-FLAT-HTD-LH W/STA CON
088246-01-000	EA SWITCH-ASM, MIRROR - REMOTE
087595-01-000	EA SWITCH-ASM, MIRROR - HEATER

STANDARD EXTERIOR MIRRORS

KEY PART NUMBER	U/M DESCRIPTION
088260-01-000	EA MIRROR-W/CONVEX, PASSENGER
086260-01-700	EA GLASS ONLY CONVEX PASSENGER
086260-01-701	EA GLASS ONLY FLAT PASSENGER
086260-02-000	EA MIRROR-W/CONVEX, DRIVER
086260-02-700	EA GLASS ONLY CONVEX DRIVER
086260-02-701	EA GLASS ONLY FLAT DRIVER
086260-03-000	EA ACCESSORY KIT-MIRROR, EXTENSION

REAR VIEW TELEVISION OPTION

KEY PART NUMBER	U/M DESCRIPTION
093040-01-000	EA TELEVISION SYSTEM-REAR VIEW, SONY FROM: 00-00-00 THRU: 01-06-91
093040-04-000	EA TELEVISION SYSTEM-REAR VIEW FROM: 01-07-91 THRU: 99-99-99
093041-01-000	EA CABLE-MONITOR/CAMERA, INTERNAL USE
093041-02-000	EA CABLE-MONITOR/CAMERA, EXTERNAL USE
093071-01-000	FT TAPE-BONDING, DOUBLE SIDED - 1/64" X 2"
092681-01-000	EA WIRE-INSTRUMENT PANEL, REAR MONITOR - CHEVY
062037-01-000	EA HOUSING-AUTO FUSE, NATURAL - CHEVY
094001-01-000	EA CLAMP-CAMERA
099325-01-000	EA BRACKET-CAMERA, ADJUSTABLE
009063-01-000	EA HINGE-CONTINUOUS, 1 1/2" X 72"
088474-09-000	EA HOUSING-SOCKET - FORD
088476-01-000	EA SOCKET-CONNECTOR - FORD
093221-01-000	EA LENS-REAR MONITOR SHROUD FROM 00-00-00 THRU: 12-31-89
099268-01-000	EA LENS-REAR MONITOR SHROUD FROM: 01-01-90 THRU: 99-99-99
093957-01-01A	EA SHROUD-TV, BEIGE FROM: 00-00-00 THRU: 12-31-89
093957-02-01A	EA SHROUD-TV, BEIGE FROM: 01-01-90 THRU: 05-06-90
096717-01-000	EA WIRE ASM-REAR MONITOR, UPPER
099305-01-000	EA SPRING-COMPRESSION FROM 01-01-90 THRU 99-99-99
096719-01-000	EA WIRE ASM-BACKUP LAMP, GM
100319-01-000	EA RETAINER-LENS, CAMERA

RADIO COMPONENTS

KEY PART NUMBER	U/M DESCRIPTION
073741-03-000	EA SPEAKER-RADIO, OVAL - AUDIOVOX 110-2074 - 4" X 6"
073741-04-000	EA GRILLE-SPEAKER, OVAL - 4" X 6" - BLACK
097459-01-000	EA RADIO-AM/FM STEREO, CASSETTE - AUDIOVOX IM-DXA
077448-01-000	EA BRACKET-RADIO, FRONT FROM 00-00-00 THRU: 04-01-90
099998-01-000	EA BRACKET-RADIO, AUDIOVOX FROM 04-02-90 THRU 99-99-99
097621-01-000	EA MOUNTING KIT-RADIO, AUDIOVOX WMK-AB01 - CHEVY
097622-01-000	EA RADIO OUTPUT ADAPTOR, HARNESS AUDIOVOX 112B-196

ACCESSORIES GROUP (CONTINUED)

AM/FM/CASSETTE RADIO COMPONENTS - ELECTRONIC TUNE

KEY PART NUMBER	U/M DESCRIPTION
074979-01-000	EA COVER-SPEAKER, 8" X 9" - BEIGE FROM: 00-00-00 THRU: 09-03-90
074979-09-000	EA COVER-SPEAKER, 8" X 9" - LIGHT OAK FROM: 09-04-90 THRU: 99-99-99
097460-01-000	EA RADIO-AM/FM STEREO/CASSETTE, SONY XR-300 REPLACED BY 097460-02-000
097460-02-000	EA RADIO-AM/FM STEREO/CASSETTE, SONY XR-4147 THIS RADIO REPLACES THE SONY XR-300 RADIO FROM: 00-00-00 THRU: 07-22-90
097620-03-000	EA MOUNTING KIT-RADIO, SONY
100014-01-000	EA BRACKET-RADIO, SONY FROM: 07-23-90 THRU: 99-99-99

TV AND VCR SWITCHING SYSTEM

KEY PART NUMBER	U/M DESCRIPTION
086757-03-000	EA CONTROL CENTER-SWITCHING
086777-03-000	EA PLATE-WALL, ANTENNA/POWER, IVORY
076319-03-000	FT CABLE-COAXIAL, 75 OHM
076319-12-000	EA CONNECTOR-COAXIAL, ONE PIECE
076319-04-000	EA CONNECTOR W/FERRULE
083214-01-01A	EA GRILL-SPEAKER 4" BLACK
093214-01-02A	EA GRILL-SPEAKER 4" BROWN
098446-01-000	EA VCR-VHS-CABLE READY - REMOTE - MAGNAVOX VR9815
098446-01-700	EA REMOTE (VCR-VHS MAGNAVOX #9815)
098446-02-000	EA VCR-VHS, CABLE READY - REMOTE - MAGNAVOX VR9912
098446-02-700	EA REMOTE (VCR-VHS MAGNAVOX #9912)
098447-01-000	EA TV-13" COLOR W/REMOTE - U.S. - MAGNAVOX RX4029WA
098447-02-000	EA TV-13" COLOR W/REMOTE - CANADIAN - MAGNAVOX XK4029CH
098447-03-700	EA REMOTE (TV-13"-COLOR XK4029CH AND RX4029WA)
098819-01-000	EA SPEAKER-2 WATT, 8 OHM - 4"
099030-01-000	EA WIRE-SPEAKER, TV
099637-01-000	EA GROMMET
099717-02-000	EA TIEDOWN, TV
076319-08-000	EA WALLPLATE-TV RECEPTACLE - IVORY
086756-01-000	EA SPLITTER-TV, 2 WAY
076319-03-000	FT CABLE-COAXIAL, 75 OHM
076319-04-000	EA CONNECTOR W/FERRULE
076319-12-000	EA CONNECTOR-COAXIAL, ONE PIECE
085774-01-000	EA FASTENER-DUAL LOCK, HOOK, 1" WIDE
085774-02-000	EA FASTENER-DUAL LOCK, LOOP, 1" WIDE
093268-01-000	EA SHELF ASM-TV, STEEL
093268-02-000	EA SHELF ASM-TV, STEEL

1990 ITASCA

TABLE OF CONTENTS

INTRODUCTION	A-01 -	A-02
ABBREVIATIONS		A-03
ALPHABETICAL INDEX	A-04 -	A-06
ICN25RC	A-07 -	F-12
ICN27RT	F-13 -	K-16

1990 ICN27RT INDEX

FLOOR PLAN	F-13 -	F-14
ACCESSORIES	F-15 -	F-24
BATH	G-01 -	G-02
BEDROOM	G-03 -	G-06
CHASSIS	G-07 -	G-16
C C & PAD	G-17 -	H-02
DINETTE	H-03 -	H-06
DRIVERS	H-07 -	H-10
ELECTRICAL	H-11 -	H-16
EXTERIOR BODY	H-17 -	I-04
GALLEY	I-05 -	I-14
HEATING & A/C	I-15 -	I-18
INTERIOR FINISH	I-19 -	I-23
LABEL	I-24 -	J-08
LP		J-09
LOUNGE	J-10 -	J-11
SEALANTS & FASTENERS	J-12 -	J-14
WATER & SEWAGE	J-15 -	J-19
WINDOW, VENT AND		
EXTERIOR DOOR	J-20 -	K-16

ACCESSORIES GROUP (CONTINUED)

STAINLESS STEEL WHEEL LINERS OPTION L83K- 19.5" - CHEVY

KEY PART NUMBER	U/M DESCRIPTION
077030-02-000	EA EXTENSION-VALVE STEM, 1.25"
091209-01-000	EA LINER-WHEEL, SET OF 4 - 19.5" - GM - KAPER II
091209-01-700	EA SIMULATOR-FRONT WHEEL EA=1
091209-01-701	EA SIMULATOR-REAR WHEEL EA=1
091209-01-702	EA COVER-FRONT AXLE
091209-01-703	EA REAR AXLE COVER
091209-01-704	EA COVER-LUG NUT
095012-01-000	EA EXTENSION-VALVE STEM, DUAL WHEEL

WHEEL COVERS ,CHEVY

KEY PART NUMBER	U/M DESCRIPTION
083181-03-700	EA COVER-WHEEL, 19.5 - 1 ONLY
083181-04-702	EA NUT-COVER F/19.5&16.5
083181-04-703	EA CAP CTR CHROME
083181-04-000	EA RETAINERS-WHEEL COVER - 19.5" - SET OF 4
	FROM: 00-00-00 THRU: 04-02-89
083181-12-000	EA RETAINER-4/SET, 19.5" - CHEVY - DEL-MET
	FROM: 04-03-89 THRU: 99-99-99
083181-04-700	EA RETAINER F/19.5 FRONT(1)ONLY
083181-04-701	EA RETAINER F/19.5 REAR (1)ONLY
083181-12-700	EA RETAINER-CHEVY(1)ONLY,FRT.
083181-12-701	EA RETAINER-CHEVY (1)ONLY,REAR

TV ANTENNA

KEY PART NUMBER	U/M DESCRIPTION
076319-01-000	EA ANTENNA-TV, ROOF MOUNT - 44.5" MAST - RVA W02
076319-01-700	EA HEAD-ANTENNA, AMPLIFIED
076319-01-701	EA GEAR-ELEVATING,PLASTIC
076319-01-702	EA SHAFT ASM-ELEVATING
076319-01-703	EA BEARING-NYLON,5"OD
076319-01-704	EA BEARING-NYLON, 1.25"OD
076319-01-705	EA GROMMET-NYLON, 7/16"ID
076319-01-706	EA CRANK-ELEVATING, W/SET SCREW
076319-01-707	EA SPRING,HANDLE
076319-01-708	EA DECAL-CRANK
076319-01-709	EA DIRECTIONAL PLATE F/HEAD
076319-01-710	EA CRANK-ELEVATING(HALF MOON)
076319-06-000	EA ADAPTER-CABLE ROOF PLATE, WINEGARD RPJ-1
076319-11-000	EA ADAPTER-COAX WITH SPLITTER WINEGARD MSJ-6
086756-01-000	EA SPLITTER-TV, 2 WAY
076319-03-000	FT CABLE-COAXIAL, 75 OHM
076319-04-000	EA CONNECTOR W/FERRULE
076319-12-000	EA CONNECTOR-COAXIAL, ONE PIECE

AUXILIARY DEFROSTER FANS W/SWITCH

KEY PART NUMBER	U/M DESCRIPTION
097372-03-01A	EA SWITCH-ON-OFF-ON
000G39-08-24B	EA SCREW-SF/DR, 8-18 X 1 1/2 PPH ZN
036420-02-000	EA FAN-DEFROSTER, 2 SPEED - 6" DIAMETER

ACCESSORIES GROUP (CONTINUED)

MISCELLANEOUS COMPONENTS

KEY PART NUMBER	U/M DESCRIPTION
054185-35-000	EA MANUAL-OPERATORS, 1990 CHIEFTAIN
092318-01-000	EA BINDER-3 RING, MOTOR HOME MANUAL
092319-01-000	EA POCKET PAGE-3 RING BINDER, PLASTIC
098084-03-000	EA CASSETTE-WINNEBAGO CHIEFTAIN
072852-01-000	EA DETECTOR-SMOKE, W/9 VOLT BATTERY
094499-01-000	EA EXTINGUISHER-FIRE, DRY W/MOUNTING BRACKET - 10 BC
094499-01-700	EA BRACKET-MOUNTING, W/PLASTIC STRAP - FIRE EXTINGUISHER
094651-01-01A	EA HOLDER-RECESSED, FIRE EXTINGUISHER - PLASTIC - LIGHT OAK

ELECTRIC ENTRY STEP

KEY PART NUMBER	U/M DESCRIPTION
094707-01-01A	EA STEP-DOUBLE, ENTRANCE - ELEC TRIC
094707-01-700	EA CONTROL UNIT, KWIKEE 8310
094708-02-708	EA MOTOR
088746-01-702	EA GEAR-ALL MODELS, KWIKEE 9038
088746-01-703	EA BRACKET,MOTOR BEARING, KWIKEE 7040
091201-01-700	EA LINKAGE ASM - KWIKEE 8289
088746-01-705	EA LIGHT-UNDER STEP, KWIKEE 9004
088746-01-706	EA SWITCH-KILL, KWIKEE 9016
094707-01-701	EA SWITCH-DOOR JAMB, PLASTIC - KWIKEE - 9316

SQUEEGEE

KEY PART NUMBER	U/M DESCRIPTION
091952-01-000	EA CLIP-GRIPPER, 1" FROM: 00-00-00 THRU: 05-26-90
091952-02-000	EA CLIP-GRIPPER, 3/4" FROM: 05-27-90 THRU: 99-99-99
091955-02-000	EA SQUEEGEE-EXTENDED HANDLE
093527-01-000	EA BRACKET-SQUEEGEE

DELUXE STEERING WHEEL OPTION L38P

KEY PART NUMBER	U/M DESCRIPTION
080752-06-000	EA HUB-ADAPTER, STEERING WHEEL
080752-08-000	EA SCREW-CUSTOM STEERING WHEEL
080752-17-000	EA WHEEL-STEERING WITH 2 HORN BUTTONS

1990 ITASCA
TABLE OF CONTENTS

INTRODUCTION	A-01	A-02
ABBREVIATIONS		A-03
ALPHABETICAL INDEX	A-04	A-06
ICN25RC	A-07	F-12
ICN27RT	F-13	K-16

1990 ICN27RT INDEX

FLOOR PLAN	F-13	F-14
ACCESSORIES	F-15	F-24
BATH	G-01	G-02
BEDROOM	G-03	G-06
CHASSIS	G-07	G-16
C C & PAD	G-17	H-02
DINETTE	H-03	H-06
DRIVERS	H-07	H-10
ELECTRICAL	H-11	H-15
EXTERIOR BODY	H-17	I-04
GALLEY	I-05	I-14
HEATING & A/C	I-15	I-18
INTERIOR FINISH	I-19	I-23
LABEL	I-24	J-08
LP		J-09
LOUNGE	J-10	J-11
SEALANTS & FASTENERS	J-12	J-14
WATER & SEWAGE	J-15	J-19
WINDOW, VENT AND		
EXTERIOR DOOR	J-20	K-16

ACCESSORIES GROUP (CONTINUED)

GENERATOR-KOHLER, 4.5 KW - US OPTION L360 - CHEVY & FORD

KEY PART NUMBER	U/M DESCRIPTION
007125-03-000	EA CLAMP-MUFFLER - 1.5" DIA
007125-04-000	EA CLAMP-MUFFLER, 1.1" DIA
008289-01-000	EA BOX-ELECTRIC, STEEL - 1/2" AND 3/4" KNOCKOUTS - 4" X 4"
008294-01-000	EA COVER-ELECTRICAL BOX, STEEL/BLANK - 4" X 4" - GRAY
083152-10-000	EA PIPE-EXHAUST, GENERATOR - 1.4" DIA X 7.9" X 22"
093590-02-000	EA MUFFLER-GENERATOR
093740-01-000	EA GENERATOR-KOHLER, 4500KW - 4.5CKM21
008054-02-000	EA CORD-POWER, 10-3 - 30AMP - 33'
000G11-08-088	EA SCREW, 8-18 X 1/2 PPH ZN
000G67-10-128	EA SCREW, 10-12 X 3/4 - PPH ZN
008001-01-000	FT WIRE-10AWG, STRAND - WHITE
008026-01-000	FT WIRE-12/2, ROMEX - W/GROUND
008311-01-000	EA CONNECTOR-WIRE NUT, INSULATED - RED
008314-01-000	EA CONNECTOR-WIRE NUT, INSULATED - GRAY
008328-01-000	EA TERMINAL-RING, 12/10 WIRE - #10 STUD FIT
008331-01-000	EA TERMINAL-RING, TONGUE - #4 WIRE - 3/8" STUD - COPPER
008353-01-000	EA CONNECTOR-CABLE CLAMPING, 3/8"
008355-01-000	EA CONNECTOR-CABLE CLAMPING, 3/4"
008356-01-000	EA CONNECTOR-PLASTIC, 3/8" AVG
024924-02-000	EA RECEPTACLE-POWER CORD, W/PARTIAL PLATE
041953-01-000	FT CONDUIT-CONVOLUTE SLIT, 50ID
067762-01-000	EA CONVERTER-40 AMP, W/CHARGER - TRIAD TU-740-2
069238-01-000	EA COVER-ELECTRICAL BOX, W/HOLE - 4" X 4" - GRAY USED WITH 30 OR 50 AMP RECEPTACLE
073937-03-000	EA SWITCH-ROTARY SELECTOR, 3 DECK - A/C - CA20-USA892
073937-01-700	EA KNOB-ROTARY SWITCH-A/C SEL
074890-01-000	EA BOX-EXTENSION, STEEL - OPEN SIDES - 4" X 4" X 1 1/2"
074897-01-000	EA COVER-ELECTRIC BOX, 1 LARGE & 2 SMALL HOLES - 4" X 4"
083209-03-000	EA CIRCUIT BREAKER-15/20AMP, 120V - BW - 0-15/20
083209-05-000	EA CIRCUIT BREAKER-20A, 120V - BW J-20
083209-06-000	EA CIRCUIT BREAKER-30/15 AMP, 120V - BW D-30/15
091213-01-000	EA BOX-CIRCUIT BREAKER- W/KNOCKOUTS - 5.3" X 11.8" X 2.5"
000C26-04-108	EA BOLT-HEX, SER FLG - 1/4-20 X 5/8 ZINC
000D14-05-008	EA NUT-HEX, 5/16-18 - ZN 5
000D39-04-008	EA NUT-HEX, SER FLG LK 1/4 - 20 ZN
000D39-05-008	EA NUT-HEX, SER FLG LK - 5/16 - 18 ZN
007125-03-000	EA CLAMP-MUFFLER - 1.5" DIA
007131-01-000	EA HANGER-TAILPIPE
008311-01-000	EA CONNECTOR-WIRE NUT, INSULATED - RED
024976-01-000	EA SWITCH-GENERATOR, W/O CIRCUIT BOARD
041480-01-000	EA CONNECTOR-STRAIGHT, 1/2" FLEX CONDUIT
031035-01-000	EA GAUGE-HOURLMETER
081087-01-000	EA LIGHT ASM-INDICATOR
097372-04-01A	EA SWITCH-MOMENTARY-OFF-MOMENTARY
077353-09-000	EA SHROUD-INSTRUMENT PANEL CLUSTER, GENERATOR

ACCESSORIES GROUP (CONTINUED)

GENERATOR-KOHLER, 4.5 KW - CANADIAN OPTION L360 - CHEVY & FORD
SAME AS U.S. OPTION EXCEPT FOR THE FOLLOWING

KEY PART NUMBER	U/M DESCRIPTION
008289-02-000	EA BOX-ELECTRICAL, 4" X 4" - 1/2" & 3/4" KNOCKOUTS - CANADIAN
008294-02-000	EA COVER-ELECTRICAL BOX, BLANK STEEL - 4" X 4" - CANADIAN
008052-01-000	EA CORD-POWER, 10/3 - 30 AMP - 25' - CANADIAN
067762-02-000	EA CONVERTER-40AMP, W/CHARGER - TRIAD TU-840-2
083210-02-000	EA CIRCUIT BREAKER-GFI, 15A - 120V - BW U-15
093257-01-000	EA BOX-ELECTRICAL, CIRCUIT BREAKER

1990 ITASCA
TABLE OF CONTENTS

INTRODUCTION	A-01 -	A-02
ABBREVIATIONS		A-03
ALPHABETICAL INDEX	A-04 -	A-08
ICN25RC	A-07 -	F-12
ICN27RT	F-13 -	K-16

1990 ICN27RT INDEX

FLOOR PLAN	F-13 -	F-14
ACCESSORIES	F-15 -	F-24
BATH	G-01 -	G-02
BEDROOM	G-03 -	G-06
CHASSIS	G-07 -	G-16
C C & PAD	G-17 -	H-02
DINETTE	H-03 -	H-06
DRIVERS	H-07 -	H-10
ELECTRICAL	H-11 -	H-16
EXTERIOR BODY	H-17 -	I-04
GALLEY	I-05 -	I-14
HEATING & A/C	I-15 -	I-18
INTERIOR FINISH	I-19 -	I-23
LABEL	I-24 -	J-08
LP		J-09
LOUNGE	J-10 -	J-11
SEALANTS & FASTENERS	J-12 -	J-14
WATER & SEWAGE	J-15 -	J-19
WINDOW, VENT AND EXTERIOR DOOR	J-20 -	K-16

ACCESSORIES GROUP (CONTINUED)

GENERATOR-ONAN, 3.5 KW - EXPORT OPTION L383

KEY PART NUMBER	U/M DESCRIPTION
007125-03-000	EA CLAMP-MUFFLER - 1.5" DIA
007125-04-000	EA CLAMP-MUFFLER, 1.1" DIA
008289-01-000	EA BOX-ELECTRIC, STEEL - 1/2" AND 3/4" KNOCKOUTS - 4" X 4"
008294-01-000	EA COVER-ELECTRICAL BOX, STEEL/BLANK - 4" X 4" - GRAY
008634-02-000	EA GENERATOR-3.5BGE 3500WATT EMERALD 53CR/2923 FROM: 00-00-00 THRU: 03-11-90
100974-05-000	EA GENERATOR-4.0KW EMERALD PLUS ONAN BGE-FN/29237 FROM: 03-12-90 THRU: 99-99-99
100974-04-000	EA GENERATOR-4.0 KW EMERALD PLUS, ONAN
083152-04-000	EA PIPE-EXHAUST, GENERATOR
093590-02-000	EA MUFFLER-GENERATOR
008054-01-000	EA CORD-POWER, 10/3 WIRE - 30 AMP - 25'
000G11-08-088	EA SCREW, 8-18 X 1/2 PPH ZN
000G67-10-128	EA SCREW, 10-12 X 3/4 - PPH ZN
008001-01-000	FT WIRE-10AWG, STRAND - WHITE
008026-01-000	FT WIRE-12/2, ROMEX - W/GROUND
008311-01-000	EA CONNECTOR-WIRE NUT, INSULATED - RED
008314-01-000	EA CONNECTOR-WIRE NUT, INSULATED - GRAY
008328-01-000	EA TERMINAL-RING, 12/10 WIRE - #10 STUD FIT
008331-01-000	EA TERMINAL-RING, TONGUE - #4 WIRE - 3/8" STUD - COPPER
008353-01-000	EA CONNECTOR-CABLE CLAMPING, 3/8"
008355-01-000	EA CONNECTOR-CABLE CLAMPING, 3/4"
008356-01-000	EA CONNECTOR-PLASTIC, 3/8" AVG
024924-02-000	EA RECEPTACLE-POWER CORD, W/PARTIAL PLATE
041953-01-000	FT CONDUIT-CONVOLUTE SLIT, 1/2"ID
069238-01-000	EA COVER-ELECTRICAL BOX, WHOLE - 4" X 4" - GRAY USED WITH 30 OR 50 AMP RECEPTACLE
073937-03-000	EA SWITCH-ROTARY SELECTOR, 3 DECK - A/C - CA20-USA892
073937-01-700	EA KNOB-ROTARY SWITCH-A/C SEL
074890-01-000	EA BOX-EXTENSION, STEEL - OPEN SIDES - 4" X 4" X 1 1/2"
074897-01-000	EA COVER-ELECTRIC BOX, 1 LARGE & 2 SMALL HOLES - 4" X 4"
091213-01-000	EA BOX-CIRCUIT BREAKER- W/KNOCKOUTS - 5.3" X 11.8" X 2.5"
092615-01-000	EA CONVERTER-40 AMP, W/CHARGER - B-W 32400P
094809-01-000	EA LOAD CENTER-240 VOLT, 125 AMP
094810-01-000	EA CIRCUIT BREAKER-DOUBLE 30 AMP, GE THQL2130
094811-01-000	EA CIRCUIT BREAKER-DOUBLE 20 AMP, GE THQL2120
000C26-04-108	EA BOLT-HEX, SER FLG - 1/4-20 X 5/8 ZINC
000D14-05-008	EA NUT-HEX, 5/16-18 - ZN 5
000D39-04-008	EA NUT-HEX, SER FLG LK 1/4 - 20 ZN
000D39-05-008	EA NUT-HEX, SER FLG LK - 5/16 - 18 ZN
007131-01-000	EA HANGER-TAILPIPE
024976-01-000	EA SWITCH-GENERATOR, W/O CIRCUIT BOARD
041480-01-000	EA CONNECTOR-STRAIGHT, 1/2" FLEX CONDUIT
031035-01-000	EA GAUGE-HOURMETER
077353-09-000	EA SHROUD-INSTRUMENT PANEL CLUSTER, GENERATOR
081087-01-000	EA LIGHT ASM-INDICATOR
097372-04-01A	EA SWITCH-MOMENTARY-OFF-MOMENTARY

ACCESSORIES GROUP (CONTINUED)

GENERATOR-ONAN, 4 KW - US OPTION L39E - CHEVY & FORD

KEY PART NUMBER	U/M DESCRIPTION
007125-03-000	EA CLAMP-MUFFLER - 1.5" DIA
007125-04-000	EA CLAMP-MUFFLER, 1.1" DIA
008289-01-000	EA BOX-ELECTRIC, STEEL - 1/2" AND 3/4" KNOCKOUTS - 4" X 4"
008294-01-000	EA COVER-ELECTRICAL BOX, STEEL/BLANK - 4" X 4" - GRAY
077476-03-000	EA PIPE-EXHAUST, GENERATOR - ONAN - 1.4" X 47.6"
079654-05-000	EA PIPE-EXHAUST, ANGLED - W/FLANGE - EMERALD - ONAN# 154-2539
081364-03-000	EA MUFFLER-GENERATOR, ONAN
083151-01-000	EA MUFFLER-GENERATOR, ONAN - 1 6" OD
083152-01-000	EA PIPE-EXHAUST, GENERATOR - ONAN - 1.3"OD X 33.3" X 27.7"
083152-06-000	EA PIPE-EXHAUST, GENERATOR - ONAN - 1.3" OD X 4.9" X 55.1"
094059-01-000	EA SPACER-GENERATOR, ONAN
055278-01-001	FT TUBING-STEEL, .75" X 1.5" X 288"
094657-02-000	EA TRAY-GENERATOR, 22.5" X 30.4" X 6.9" W/WELD NUTS
094657-01-000	EA TRAY-GENERATOR, 22.5" X 30.4" X 6.9"
093545-01-000	EA GENERATOR-4.0 KW, ONAN FROM: 00-00-00 THRU: 04-15-90
100974-01-000	EA GENERATOR-4.0KW EMERALD PLUS, ONAN BGE-FA/26100G FROM: 04-16-90 THRU: 09-99-99
008054-02-000	EA CORD-POWER, 10-3 - 30AMP - 33'
000G11-08-088	EA SCREW, 8-18 X 1/2 PPH ZN
000G67-10-128	EA SCREW, 10-12 X 3/4 - PPH ZN
008001-01-000	FT WIRE-10AWG, STRAND - WHITE
008026-01-000	FT WIRE-12/2, ROMEX - W/GROUND
008311-01-000	EA CONNECTOR-WIRE NUT, INSULATED - RED
008314-01-000	EA CONNECTOR-WIRE NUT, INSULATED - GRAY
008328-01-000	EA TERMINAL-RING, 12/10 WIRE - #10 STUD FIT
008331-01-000	EA TERMINAL-RING, TONGUE - #4 WIRE - 3/8" STUD - COPPER
008353-01-000	EA CONNECTOR-CABLE CLAMPING, 3/8"
008355-01-000	EA CONNECTOR-CABLE CLAMPING, 3/4"
008356-01-000	EA CONNECTOR-PLASTIC, 3/8" AVG
024924-02-000	EA RECEPTACLE-POWER CORD, W/PARTIAL PLATE
041953-01-000	FT CONDUIT-CONVOLUTE SLIT, 1/2"ID
067762-01-000	EA CONVERTER-40 AMP, W/CHARGER - TRIAD TU-740-2
069238-01-000	EA COVER-ELECTRICAL BOX, WHOLE - 4" X 4" - GRAY USED WITH 30 OR 50 AMP RECEPTACLE
073937-03-000	EA SWITCH-ROTARY SELECTOR, 3 DECK - A/C - CA20-USA892
073937-01-700	EA KNOB-ROTARY SWITCH-A/C SEL
074890-01-000	EA BOX-EXTENSION, STEEL - OPEN SIDES - 4" X 4" X 1 1/2"
074397-01-000	EA COVER-ELECTRIC BOX, 1 LARGE & 2 SMALL HOLES - 4" X 4"
083209-03-000	EA CIRCUIT BREAKER-15/20AMP, 120V - BW - 0-15/20
083209-05-000	EA CIRCUIT BREAKER-20A, 120V - BW J-20
083209-06-000	EA CIRCUIT BREAKER-30/15 AMP, 120V - BW D-30/15
091213-01-000	EA BOX-CIRCUIT BREAKER- W/KNOCKOUTS - 5.3" X 11.8" X 2.5"
000C26-04-108	EA BOLT-HEX, SER FLG - 1/4-20 X 5/8 ZINC
000D14-05-008	EA NUT-HEX, 5/16-18 - ZN 5
000D39-04-008	EA NUT-HEX, SER FLG LK 1/4 - 20 ZN
000D39-05-008	EA NUT-HEX, SER FLG LK - 5/16 - 18 ZN
007131-01-000	EA HANGER-TAILPIPE
024976-01-000	EA SWITCH-GENERATOR, W/O CIRCUIT BOARD
041480-01-000	EA CONNECTOR-STRAIGHT, 1/2" FLEX CONDUIT
031035-01-000	EA GAUGE-HOURMETER
081087-01-000	EA LIGHT ASM-INDICATOR
097372-04-01A	EA SWITCH-MOMENTARY-OFF-MOMENTARY
077353-09-000	EA SHROUD-INSTRUMENT PANEL CLUSTER, GENERATOR

GENERATOR-ONAN, 4 KW - CANADIAN OPTION L39E
SAME AS U.S. OPTION EXCEPT FOR THE FOLLOWING

KEY PART NUMBER	U/M DESCRIPTION
008289-02-000	EA BOX-ELECTRICAL, 4" X 4" - 1/2"&3/4" KNOCKOUTS - CANADIAN
008294-02-000	EA COVER-ELCTRICAL BOX, BLANK STEEL - 4" X 4" - CANADIAN
008052-01-000	EA CORD-POWER, 10/3 - 30 AMP - 25' - CANADIAN
008289-02-000	EA BOX-ELECTRICAL, 4" X 4" - 1/2"&3/4" KNOCKOUTS - CANADIAN
067762-02-000	EA CONVERTER-40AMP, W/CHARGER - TRIAD TU-840-2
083210-02-000	EA CIRCUIT BREAKER-GFI, 15A - 120V - BW U-15
093257-01-000	EA BOX-ELECTRICAL, CIRCUIT BREAKER

1990 ITASCA
TABLE OF CONTENTS

INTRODUCTION	A-01 -	A-02
ABBREVIATIONS		A-03
ALPHABETICAL INDEX	A-04 -	A-06
ICN25RC	A-07 -	F-12
ICN27RT	F-13 -	K-16

1990 ICN27RT INDEX

FLOOR PLAN	F-13 -	F-14
ACCESSORIES	F-15 -	F-24
BATH	G-01 -	G-02
BEDROOM	G-03 -	G-06
CHASSIS	G-07 -	G-16
C C & PAD	G-17 -	H-02
DINETTE	H-03 -	H-06
DRIVERS	H-07 -	H-10
ELECTRICAL	H-11 -	H-16
EXTERIOR BODY	H-17 -	I-04
GALLEY	I-05 -	I-14
HEATING & A/C	I-15 -	I-18
INTERIOR FINISH	I-19 -	I-23
LABEL	I-24 -	J-08
LP		J-09
LOUNGE	J-10 -	J-11
SEALANTS & FASTENERS	J-12 -	J-14
WATER & SEWAGE	J-15 -	J-19
WINDOW, VENT AND		
EXTERIOR DOOR	J-20 -	K-16

ACCESSORIES GROUP (CONTINUED)
LUGGAGE RACK & LADDER OPTION L36U

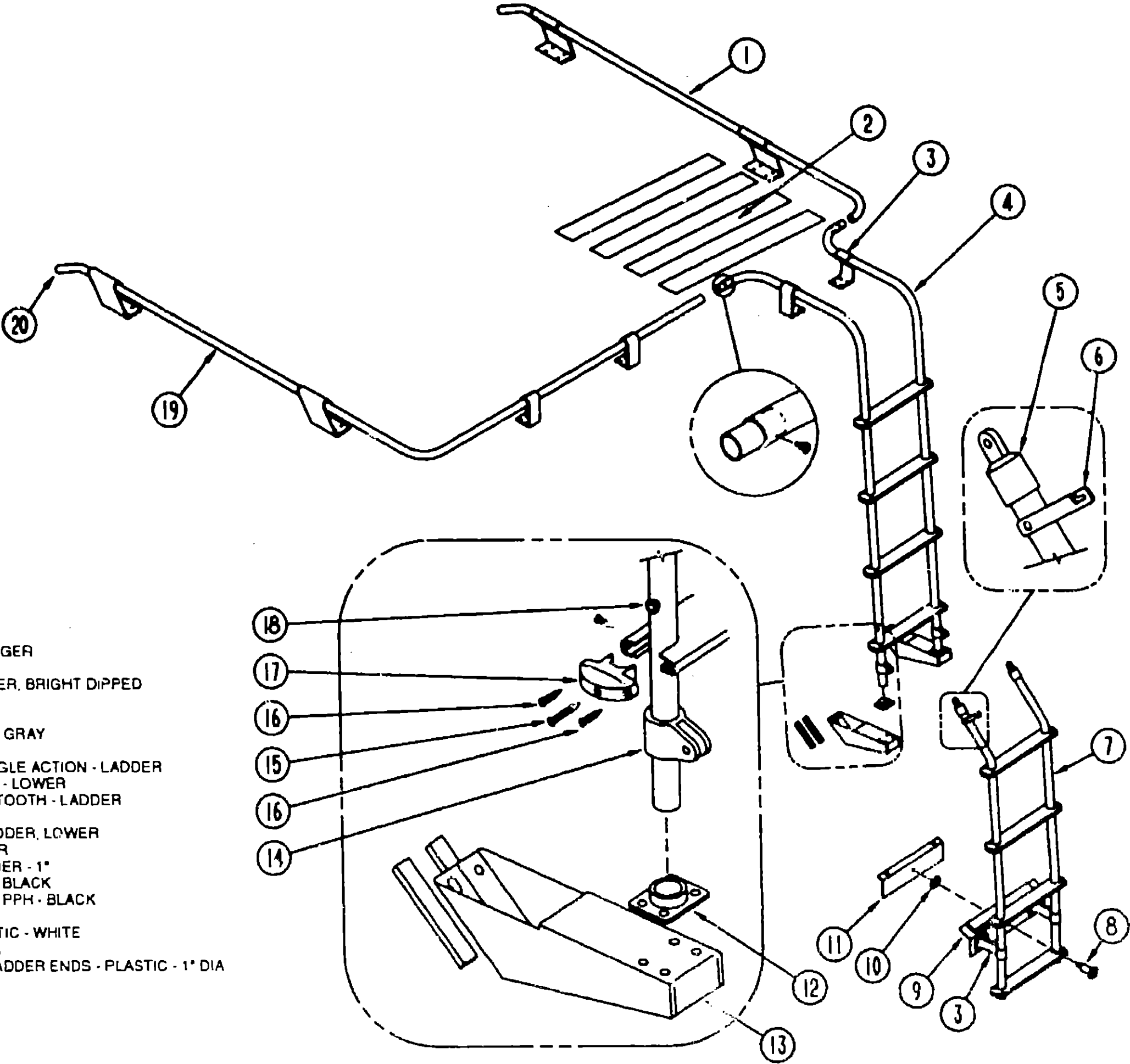
1990 ITASCA
TABLE OF CONTENTS

INTRODUCTION	A-01	A-02
ABBREVIATIONS		A-03
ALPHABETICAL INDEX	A-04	A-06
ICN25RC	A-07	F-12
ICN27RT	F-13	K-16

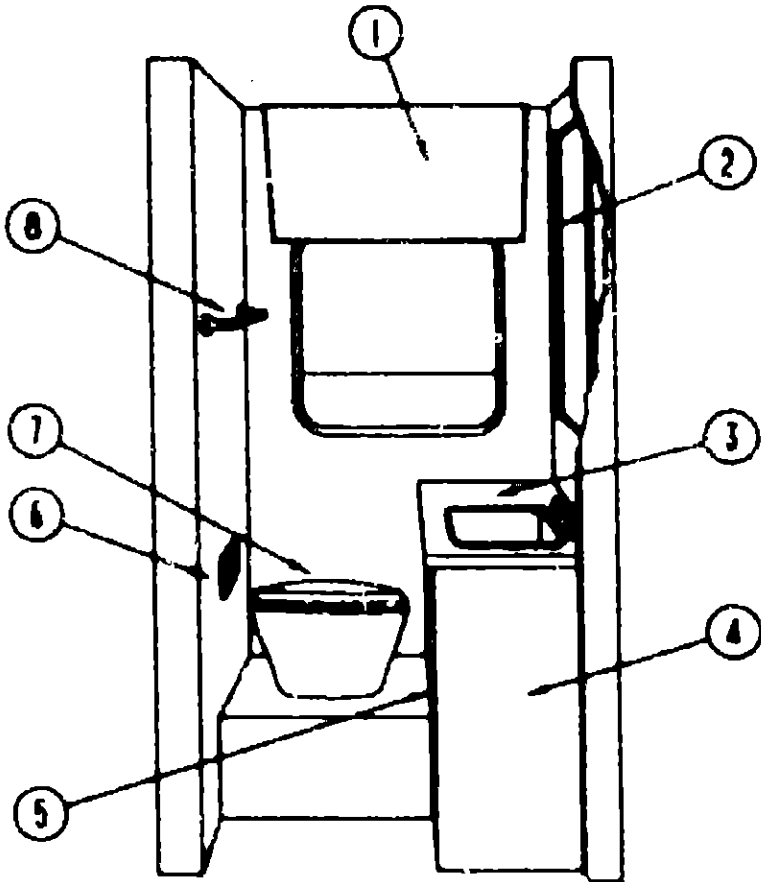
1990 ICN27RT INDEX

FLOOR PLAN	F-13	F-14
ACCESSORIES	F-15	F-24
BATH	G-01	G-02
BEDROOM	G-03	G-06
CHASSIS	G-07	G-16
C C & PAD	G-17	H-02
DINETTE	H-03	H-06
DRIVERS	H-07	H-10
ELECTRICAL	H-11	H-16
EXTERIOR BODY	H-17	I-04
GALLEY	I-05	I-14
HEATING & A/C	I-15	I-18
INTERIOR FINISH	I-19	I-23
LABEL	I-24	J-08
LP		J-09
LOUNGE	J-10	J-11
SEALANTS & FASTENERS	J-12	J-14
WATER & SEWAGE	J-15	J-19
WINDOW, VENT AND EXTERIOR DOOR	J-20	K-16

KEY PART NUMBER	U/M DESCRIPTION
1	081026-09-Y12 EA RACK-LUGGAGE, PASSENGER
2	038327-01-000 EA TAPE-ANTI SLIP, 2" X 60"
3	N/A EA STANDOFF-RACK & LADDER, BRIGHT DIPPED
4	092964-01-Y12 EA LADDER-UPPER
5	081115-01-000 EA CAP-TOP, 1 INCH
6	080873-01-000 EA LATCH-LADDER, LOWER - GRAY
7	092963-01-Y12 EA LADDER-LOWER
8	081056-01-000 EA PIN-QUICK RELEASE, SINGLE ACTION - LADDER
9	081152-01-000 EA PLATE-BUMPER, LADDER - LOWER
10	081055-01-000 EA SPRING GRIP-INTERNAL TOOTH - LADDER
11	081107-01-000 EA BRACKET-BUMPER PIN
12	067165-01-000 EA MOUNTING BRACKET-LADDER, LOWER
13	092967-01-01A EA FOOTING-LADDER, UPPER
14	081116-01-000 EA SLIDE-TOP, RACK & LADDER - 1"
15	000G68-10-36T EA SCREW-10-12 X 2 25 POH BLACK
16	000G39-06-10T EA SCREW-SF/DR. 6-20 X 5/8 PPH - BLACK
17	076980-02-000 EA END CAP-STEP, BLACK
18	081113-01-000 EA BUSHING-FLANGE, PLASTIC - WHITE
19	081026-10-Y12 EA RACK-LUGGAGE, DRIVER
20	081114-01-000 EA PLUG-ROUND, RACK & LADDER ENDS - PLASTIC - 1" DIA



BATH GROUP



BATH CABINET

KEY PART NUMBER	U/M DESCRIPTION
1 097520-01-A56	EA CABINET-MEDICINE-JENSEN
1 M98339-08-AE1	EA DOOR-ASM - MIRROR - MEDICINE CABINET
1 M68304-21-A56	EA DOOR-ASM - MIRROR - MEDICINE CABINET
095986-01-01A	EA BRACKET-MEDICINE CABINET FRONT SIDE - BEIGE
095986-02-01A	EA BRACKET-MEDICINE CABINET REAR SIDE - BEIGE
2 093446-06-Y15	EA MIRROR-ASM
3 097519-11-AE5	EA COUNTERTOP-LAVATORY (AE5-AE7)
3 097519-11-AE6	EA COUNTERTOP-LAVATORY (AE8)
4 M97519-01-AE6	EA CABINET-LAVATORY W/O DOORS OR HARDWARE
5 M98339-48-AE6	EA DOOR-CABINET W/O HARDWARE - 12" X 21 85"
5 M88304-77-X11	EA DOOR-CABINET W/O HARDWARE - 12" X 21 85"
6 065278-01-000	EA HOLDER-PAPER, RECESSED - BRASS
7 067487-01-000	EA TOILET-AQUA MAGIC IV LOW THETFORD
8 075453-02-000	EA BAR-TOWEL 18" BRASS
075454-02-000	EA RING-TOWEL W/MOUNTING HARDWARE - BRASS
075240-05-000	EA FAUCET-LAVATORY BRASS
091253-01-000	EA GASKET-FAUCET LAVATORY
091255-02-000	FT SEAL-ADHESIVE BACKED FOAM 1/4" X 18"
096927-01-01A	EA SINK-LAVATORY RECTANGULAR - PLASTIC - BONE
096927-01-700	EA SINK-STOPPER
096927-01-701	EA TAILPIECE-SINK

CANADIAN OPTION

KEY PART NUMBER	U/M DESCRIPTION
011048-05-000	EA SHOWER HEAD-W/50" HOSE W/O VACUUM BREAKER - CANADIAN
011055-03-000	EA FAUCET-LAVATORY USA/CSA
031558-03-000	EA FAUCET-TUB&SHOWER USA/CSA
081211-02-000	EA PLUG-PLASTIC 3/6" - BLACK

BATH GROUP (CONTINUED)

BATH DOOR & COMPONENTS

KEY PART NUMBER	U/M DESCRIPTION
M37868-01-WJ3	EA DOOR-ASM BATH W/O LOCKSET
081317-12-Y10	EA JAMB-DOOR SIDE W/O HOLE
081317-13-Y10	EA JAMB-DOOR SIDE W/HOLE
081318-02-Y10	EA JAMB-DOOR TOP
009059-02-000	EA HINGE-2 IN-BRASS
094485-01-01A	EA KNOB-DOOR POLISHED BRASS

FOLDING DOOR & COMPONENTS

KEY PART NUMBER	U/M DESCRIPTION
042488-06-000	EA DOOR-FLDG OAK 27 5" X 75"
042488-04-700	EA LEAD EDGE & CATCH ASSY(79")
091856-02-01A	EA TRACK-DOOR FOLDING 27 5" O/W
009700-04-002	EA EXTR O/W ROD-L 195 5"
057534-01-000	EA TIEBACK-CLEAR PLASTIC 6 0 IN

SHOWER CURTAIN & TRACK

KEY PART NUMBER	U/M DESCRIPTION
084481-09-000	EA CURTAIN-ASM-SHOWER VINYL
009700-04-002	EA EXTR O/W ROD-L 195 5"

SHOWER COMPONENTS

KEY PART NUMBER	U/M DESCRIPTION
M03923-01-000	EA PAN-SHOWER
066435-01-000	EA NUT-STRAINER
066436-01-000	EA NUT-SLIP 1 5 TAILPIECE
069640-06-000	EA SEALER-RIBBON 5/16" X D1A X 25"
011069-02-000	EA TAILPIECE-11/2 X 11/4 X 4 BRASS
069735-01-000	EA WASHER-STRAINER TO TAILPIECE PLASTIC 1 5"
081514-02-000	EA DISH-SOAP BRASS W/PLAS COVER
075241-04-000	EA FAUCET-SHOWER CTRL BRASS
093156-02-01A	EA SHROUD-SHOWER CORNER O/WHT
009112-01-000	EA FLANGE-1" ROD ABS OFF WHITE
075606-01-000	EA PANEL-FAUCET BACK SHOWER - PLASTIC
091255-01-000	FT SEAL-FOAM 3 2MM X 4 8MM
057571-01-000	EA COVER-SCREW #8 - PLASTIC - OFF WHITE
075690-02-000	EA ROD-CLOTHES ADJUSTABLE 27-38

TOILET & COMPONENTS

KEY PART NUMBER	U/M DESCRIPTION
063641-01-000	EA FLANGE-CLOSET 4" X 3"
067487-01-000	EA TOILET-AQUA MAGIC
039341-02-704	EA SEAT & COVER SET-NEWSTYLE, THETFORD 08855
700011-14-003	EA BREAKER-VACUUM, WHITE - THETFORD 08200
039341-02-703	EA PLUG-HOLE IVORY - THETFORD 03895-10
039341-01-700	EA MECH-ASM-SH SL & SH GL & GH, THETFORD 15283
039341-02-705	EA MOUNTING PACKAGE-THETFORD 08975
064075-01-701	EA MECHANISM STARLIGHT IVORY, THETFORD 14622
067487-01-701	EA WATER SAVER PACKAGE-THETFORD 08993
067487-01-702	EA CLAMP-THETFORD 03752

1990 ITASCA
TABLE OF CONTENTS

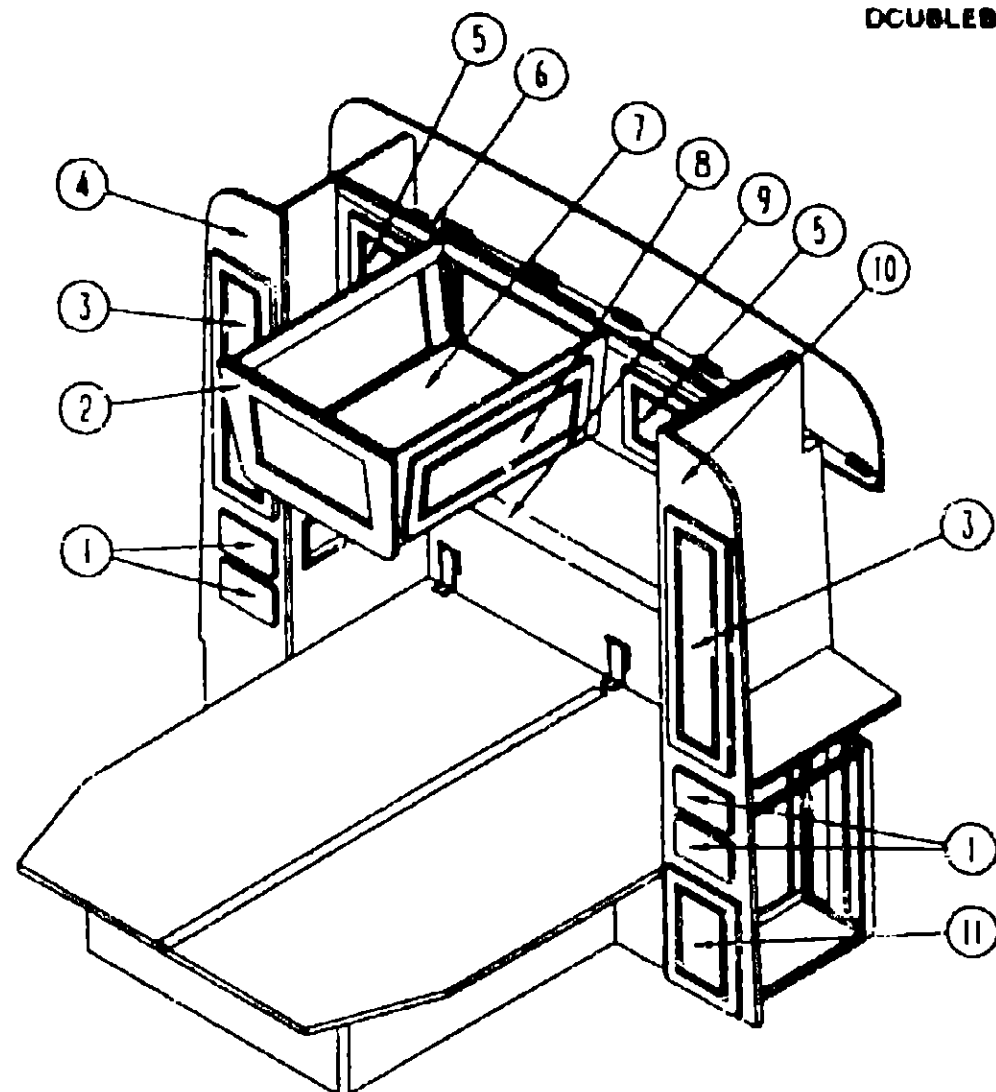
INTRODUCTION	A-01 - A-02
ABBREVIATIONS	A-03
ALPHABETICAL INDEX	A-04 - A-06
ICN25RC	A-07 - F-12
ICN27RT	F-13 - K-16

1990 ICN27RT INDEX

FLOOR PLAN	F-13 - F-14
ACCESSORIES	F-15 - F-24
BATH	G-01 - G-02
BEDROOM	G-03 - G-06
CHASSIS	G-07 - G-16
C & FAD	G-17 - H-02
DINETTE	H-03 - H-06
DRIVERS	H-07 - H-10
ELECTRICAL	H-11 - H-15
EXTERIOR BODY	H-17 - I-04
GALLEY	I-05 - I-14
HEATING & A/C	I-15 - I-18
INTERIOR FINISH	I-19 - I-23
LABEL	I-24 - J-08
LP	J-09
LOUNGE	J-10 - J-11
SEALANTS & FASTENERS	J-12 - J-14
WATER & SEWAGE	J-15 - J-19
WINDOW, VENT AND	
EXTERIOR DOOR	J-20 - K-16

BEDROOM GROUP

DOUBLE BED AND STORAGE CABINETS



KEY PART NUMBER

1	M78921-16-Y12
2	089599-01-X14
3	M88304-F7-Y12
4	092853-02-AB6
	041953-03-000
	009112-01-000
	042438-01-000
5	M88304-D8-AB6
6	M92712-01-AE6
	092082-02-01A
7	M89562-01-AE6
	M88304-S3-X23
8	M88304-07-AE6
9	092525-01-AB6
	094791-01-Y12
10	092865-01-AB6
	M92734-01-AB6
	058331-18-000
10	092865-02-AB6
11	M88304-17-Y12
	098064-01-AE6
	098064-11-AB6
	098065-01-AE6
	098065-11-AB6

U/M DESCRIPTION

EA	DRAWER-CABINET, W/O HARDWARE - 61" X 9 8"
EA	END CAP-CABINET, OVERHEAD - CENTER ISLAND
EA	DOOR-CABINET, W/O HARDWARE - 9 8" X 33 5"
EA	CABINET-SHIRT CLOSET, PASSENGER SIDE - W/O DOORS OR HARDWARE
FT	CONDUIT-CONVOLUTED SLIT, 1" ID (CLOTHES ROD COVER)
EA	FLANGE-1" ROD, CLOTHES - PLASTIC - OFF WHITE
EA	DOWEL-WOOD, CLOTHES ROD - 1" DIAMETER X 4'
EA	DOOR-CABINET, BACKWALL - W/O HARDWARE - 11" X 11"
EA	CABINET-OVERHEAD, BACKWALL - W/O DOORS OR HARDWARE
EA	SHELF-CABINET, BACKWALL OVERHEAD
EA	CABINET-OVERHEAD, BED ISLAND - W/O DOORS OR HARDWARE
EA	DOOR ASM. - W/O HARDWARE (USED WHEN ISLAND OVERHEAD IS NOT USED)
EA	DOOR-CABINET, W/O HARDWARE - 12" X 29 1"
EA	COUNTERTOP-BACKWALL
EA	TRIM-CABINET TO BACKWALL COUNTERTOP - 1 5" X 4 25" - WOOD
EA	CABINET-SHIRT CLOSET, DRIVER SIDE - W/O DOORS OR HARDWARE
EA	CABINET ASM. - QUEEN BED
EA	MIRROR - SAFETY GLASS 11 25" X 22 4"
EA	CABINET-SHIRT CLOSET, DRIVERSE - W/O DOORS OR HARDWARE - CANADIAN
EA	DOOR-CABINET, W/O HARDWARE
EA	CABINET - PASSENGERS SIDE STORAGE CABINET
EA	COUNTER TOP - PASSENGERS SIDE STORAGE
EA	CABINET - DRIVERS SIDE STORAGE CABINET
EA	COUNTER TOP - DRIVERS SIDE STORAGE

TV STAND

KEY PART NUMBER

084357-01-W13
058331-10-000
084356-03-000
023320-01-000
084412-01-000
084451-01-000
084625-02-000
084413-01-000

U/M DESCRIPTION

EA	STAND-TV, W/MIRROR
EA	MIRROR-GLASS, SAFETY - 14" X 17"
EA	INSERT-TV STAND TAN
EA	PAD-FELT, 3/8" DIAMETER - BROWN
EA	SUPPORT-HINGED
EA	CATCH-TV SHELF, BRASS
EA	HINGE-ALUMINUM, W/HOLES - 17 2" - TAN
EA	HINGE-CONTINUOUS, ALUMINUM - 1" X 72" - W/HOLES

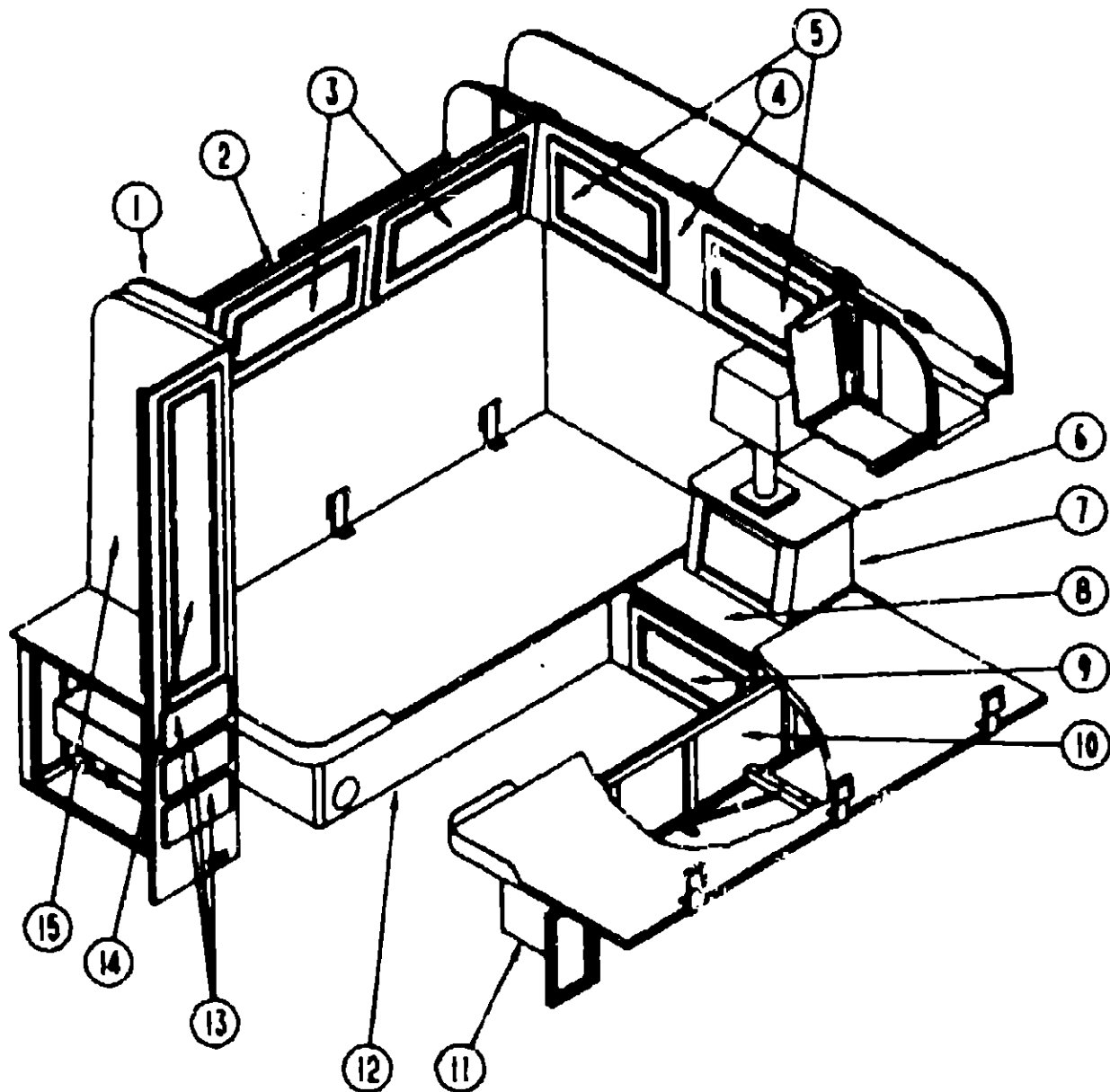
1990 ITASCA TABLE OF CONTENTS

INTRODUCTION	A-01	A-02
ABBREVIATIONS		A-03
ALPHABETICAL INDEX	A-04	A-06
ICN25RC	A-07	F-12
ICN27RT	F-13	K-16

1990 ICN27RT INDEX

FLOOR PLAN	F-13	F-14
ACCESSORIES	F-15	F-24
BATH	G-01	G-02
BEDROOM	G-03	G-06
CHASSIS	G-07	G-16
C C & PAD	G-17	H-02
DINETTE	H-03	H-06
DRIVERS	H-07	H-10
ELECTRICAL	H-11	H-16
EXTERIOR BODY	H-17	I-04
GALLEY	I-05	I-14
HEATING & A/C	I-15	I-18
INTERIOR FINISH	I-19	I-23
LABEL	I-24	J-08
LP		J-09
LOUNGE	J-10	J-11
SEALANTS & FASTENERS	J-12	J-14
WATER & SEWAGE	J-15	J-19
WINDOW, VENT AND		
EXTERIOR DOOR	J-20	K-16

BEDROOM GROUP (CONTINUED)
TWIN BEDS CABINRY AND COMPONENTS



KEY PART NUMBER	U/M	DESCRIPTION
1 092747-01-Y10	EA	END CAP-CABINET, OVERHEAD (DRIVERS AND PASSENGERS)
2 M92530-03-AE6	EA	CABINET-OVERHEAD, PASSENGER SIDE - W/O DOORS OR HARDWARE
M92530-04-AE6	EA	CABINET-OVERHEAD, DRIVERS SIDE - W/O DOORS OR HARDWARE
3 M88304-84-X08	EA	DOOR-CABINET, W/O HARDWARE
4 M92532-02-AE6	EA	CABINET-OVERHEAD, W/O DOORS OR HARDWARE
5 M88304-53-X23	EA	DOOR-CABINET, W/O HARDWARE
092525-02-B07	EA	COUNTERTOP-BACKWALL
6 096869-12-AB6	EA	COUNTERTOP-NIGHTSTAND, UPPER
096869-14-AB6	EA	DOOR-TAMBOUR, W/O HARDWARE - 11 8" X 15"
7 096869-01-AB6	EA	CABINET-NIGHTSTAND, W/O DOORS OR HARDWARE
8 096869-11-AB6	EA	COUNTERTOP-NIGHTSTAND, LOWER
9 M82184-20-AE6	EA	DRAWER-CABINET, W/O HARDWARE - 11" X 21 9"
		FROM 00-00-00 THRU 08-20-89
9 M82184-23-AE6	EA	DRAWER-CABINET, W/O HARDWARE - 11" X 21 9"
		FROM 08-21-89 THRU 99-99-99
10 M98339-38-AE6	EA	DOOR-CABINET, W/O HARDWARE - 12 8" X 17 7"
		FROM 00-00-00 THRU 08-20-89
10 M98339-H3-Y12	EA	DOOR-CABINET, W/O HARDWARE - 12 8" X 17 7"
		FROM 08-21-89 THRU 99-99-99
057534-01-000	EA	TIEBACK-CURTAIN, 6' - PLASTIC - CLEAR
11 M93231 01 AB6	EA	CABINET-TWIN BED, DRIVER SIDE - W/O DOORS OR HARDWARE
12 M92863 01 AB6	EA	CABINET-TWIN BED, PASSENGER SIDE - W/O DOORS OR HARDWARE
13 M78921 11 X14	EA	DRAWER ASM-CABINET W/GLIDES
14 M88304 H4 Y12	EA	DOOR ASM-HARDWARE 13 7" X 48"
15 094157 01 AB6	EA	CABINET ASM-WARDROBE, PASSENGERS SIDE
094156 01 AB6	EA	CABINET ASM-WARDROBE, DRIVERS SIDE
042438-01-000	EA	DOWEL-WOOD, CLOTHES ROD - 1" DIAMETER X 4'
041953-03-000	FT	CONDUIT-CONVOLUTED SLIT, 1" ID (CLOTHES ROD COVER)
009112-01-000	EA	FLANGE-1" ROD, CLOTHES - PLASTIC - OFF WHITE

STANDARD COMPONENTS
PRIVACY DOOR, TRACK, HARDWARE & TIEBACK

KEY PART NUMBER	U/M	DESCRIPTION
042488-06-000	EA	DOOR-FOLDING, PRIVACY - 75" X 27 5" - OAK WOOD
094856-02-01A	EA	TRACK-FOLDING DOOR/CURTAIN, 27 5" - OFF WHITE
009700-04-002	EA	ROD-EXTRUDED, 195 5" - OFF WHITE
009701-01-000	EA	CARRIER-SHOWER CURTAIN
009702-01-000	EA	END STOP-CURTAIN CARRIER, SHOWER
057534-01-000	EA	TIEBACK-CURTAIN, 6' - PLASTIC - CLEAR

1990 ITASCA
TABLE OF CONTENTS

INTRODUCTION	A-01 - A-02
ABBREVIATIONS	A-03
ALPHABETICAL INDEX	A-04 - A-06
ICN25RC	A-07 - F-12
ICN27RT	F-13 - K-16

1990 ICN27RT INDEX

FLOOR PLAN	F-13 - F-14
ACCESSORIES	F-15 - F-24
BATH	G-01 - G-02
BEDROOM	G-03 - G-06
CHASSIS	G-07 - G-16
C C & PAD	G-17 - H-02
DINETTE	H-03 - H-06
DRIVERS	H-07 - H-10
ELECTRICAL	H-11 - H-16
EXTERIOR BODY	H-17 - I-04
GALLEY	I-05 - I-14
HEATING & A/C	I-15 - I-18
INTERIOR FINISH	I-19 - I-23
LABEL	I-24 - J-08
LP	J-09
LOUNGE	J-10 - J-11
SEALANTS & FASTENERS	J-12 - J-14
WATER & SEWAGE	J-15 - J-19
WINDOW, VENT AND EXTERIOR DOOR	J-20 - K-16

CHASSIS GROUP
CANADIAN OPTION

KEY PART NUMBER	U/M DESCRIPTION
007131-01-000	EA HANGER-TAILPIPE
079059-02-000	EA HOSE-90 DEGREE, 61"ID X 4" X 6"
066753-01-000	FT TUBE-ALUMINIZED STEEL, 5/8" - 18 GAUGE
100138-01-000	EA MODULE-DAYTIME RUNNING LIGHT
100158-01-000	EA WIRE ASM-DAYTIME RUNNING LIGHTS
100159-01-000	EA WIRE ASM-DAYTIME RUNNING LIGHTS, W/FUSE

STABILIZER SHOCKS OPTION L64A (FRONT ONLY)

KEY PART NUMBER	U/M DESCRIPTION
079942-01-000	EA SHOCK ABSORBER-STABILIZER, FRONT - 4-WAY

MANUAL LEVELING JACKS OPTION L64L

KEY PART NUMBER	U/M DESCRIPTION
099025-01-000	EA STABILIZER-JACK, PASSENGER
099025-02-000	EA STABILIZER-JACK, DRIVER
099116-01-000	EA BRACKET-STABILIZER JACK, W/2 SQUARE TUBES
099641-02-000	EA BRACKET-JACK, REAR
099642-01-000	EA BRACKET-JACK, W/ANGLE BRACE
099642-02-000	EA BRACKET-JACK, FRONT

CHASSIS GROUP CONTINUED
SPEED CONTROL

KEY PART NUMBER	U/M DESCRIPTION
094369-01-000	EA SPEED CONTROL-SMART STICK, EFI - GAS - DANA# 59L-111298 FROM 00-00-00 THRU 11-19-89
094369-03-000	EA SPEED CONTROL-SMART STICK, EFI - GAS - DANA# 59L-111298 FROM 11-20-89 THRU 99-99-99
094369-01-702	EA REGULATOR ASM-ELECTRONIC, DANA# 57C-08X12-R
094369-01-706	EA SERVO-DANA# 53D-11116-R
069629-01-704	EA SIGNAL GENERATOR ASM, DANA# 59L-08X221P
083212-04-701	EA MAIN WIRING HARNESS, DANA# 59D-0257 0
094369-01-701	EA SWITCH & LEVER ASM, DANA# 58D-11118-F
094369-01-704	EA HEADLIGHT DIMMER MODULE ASM-DANA# 63C-00001
059778-01-710	EA TESTER CRUISE CONT W/HARNESS, DANA# 56L-08X33-B
069629-01-706	EA SIGNAL GENERATOR ONLY, DANA# 59D-02392-1
083212-01-705	EA RELEASE VALVE ONLY, DANA# 59C-02297
079972-01-707	EA EXTENSION HARNESS ASM-SIGNAL GENERATOR, DANA# 59C-2378-1
094369-01-705	EA VACUUM RESERVOIR-DANA# 59C-02249
083212-01-704	EA STOP LAMP/CRUISE RELEASE SWITCH, DANA# 59C-02543
083211-01-703	EA SERVO CABLE ASM ONLY, DANA# 59C-02538
091900-01-702	EA WIPER CONTROL MODULE-DANA# 66C-00061

RADIATOR OVERFLOW COMPONENTS

KEY PART NUMBER	U/M DESCRIPTION
099100-01-000	EA CAP-BOTTLE, OVERFLOW - GM 14054390
096630-01-000	EA BOTTLE-OVERFLOW, RADIATOR - GM 14042454
076310-01-000	EA BAFFLE-RADIATOR, 12" X 15" X 62" - RUBBER
079053-02-000	EA HOSE-90 DEGREE, 61"ID X 4" X 6"
085000-01-000	EA SHIELD-A/C, 6 8" X 3 1" - STEEL
082733-01-000	EA DUCT-INTAKE, AIR CLEANER FROM 00-00-00 THRU 10-10-89

PARK BRAKE LEVER & CABLE

KEY PART NUMBER	U/M DESCRIPTION
093631-01-000	EA LEVER-PARK BRAKE, FOOT OPERATED
CHEVY PROVIDED AUTOMATIC PARK BRAKE AFTER 5-13-80	
KEY PART NUMBER	U/M DESCRIPTION
093074-01-000	EA CABLE-PARK BRAKE, FOOT OPERATED FROM: 00-00-00 THRU: 05-13-80
096770-02-000	EA SUPPORT-STEERING COLUMN
093008-01-000	EA PANEL ASM-COWL, STEEL
093393-01-000	EA PANEL-COWL, PASSENGER

1990 ITASCA
TABLE OF CONTENT'S

INTRODUCTION	A-01 - A-02
ABBREVIATIONS	A-03
ALPHABETICAL INDEX	A-04 - A-06
ICN25RC	A-07 - F-12
ICN27RT	F-13 - K-16

1990 ICN27RT INDEX

FLOOR PLAN	F-13 - F-14
ACCESSORIES	F-15 - F-24
BATH	G-01 - G-02
BEDROOM	G-03 - G-06
CHASSIS	G-07 - G-16
C C & PAD	G-17 - H-02
DINETTE	H-03 - H-06
DRIVERS	H-07 - H-10
ELECTRICAL	H-11 - H-16
EXTERIOR BODY	H-17 - I-04
GALLEY	I-05 - I-14
HEATING & A/C	I-15 - I-18
INTERIOR FINISH	I-19 - I-23
LABEL	I-24 - J-08
LP	J-09
LOUNGE	J-10 - J-11
SEALANTS & FASTENERS	J-12 - J-14
WATER & SEWAGE	J-15 - J-19
WINDOW, VENT AND EXTERIOR DOOR	J-20 - K-16

CHASSIS GROUP CONTINUED

FUEL FILL COMPONENTS

KEY PART NUMBER	U/M DESCRIPTION
072447-04-000	EA SHROUD-FUEL FILL, UPPER
083578-01-000	EA BOOT-FUEL FILL
084235-01-000	EA SUPPORT-FLANGE, FUEL FILL BOOT
086254-01-000	EA RETAINER-SENDER, FUEL
086255-01-000	EA GASKET-SENDER, FUEL
086486-02-000	EA STRAP-FUEL TANK, STEEL
098804-01-000	EA PIPE-VENT, FILL - 12" LONG
098805-01-000	EA PIPE-FUEL, FILL - 11 4" LONG
079660-01-000	EA GROMMET-SEAL, VALVE - FUEL - FORD# E1FZ-9B076-B
007125-07-000	EA CLAMP-ASM-MUFFLER 2 50 DIA
023441-01-000	EA TEE-PLAS-3/8BARB
024138-01-000	FT HOSE-FUEL-5/16 ID
024142-01-000	EA TEE-PLAS-BARB 3/16
040731-02-000	EA NIPPLE-INLET MANIE 5/8HX1/2P 58X12
050207-01-000	EA TEE-PLAS-1/4 BARBED
079658-01-000	FT HOSE-FUEL, 500ID
079661-01-000	EA VALVE ASM-VENT,FUEL TANK
079929-01-000	EA CANISTER ASM-VAPOR,1500CC
082733-01-000	EA DUCT-INTAKE,AIR CLEANER
088740-01-000	EA SENDING UNIT/PUMP FUEL
089199-01-000	EA SHIELD-AIR PUMP,PULLEY
079059-02-000	FT HOSE-90DEG 61X4 00X6 00
066732-01-000	FT HOSE-FUEL FILL, 62 ID
098806-01-000	EA PIPE-VENT,FILL
098803-01-000	EA PIPE-FUEL,FILL
092352-03-000	EA TANK-FUEL,60 GAL
098807-01-000	EA PIPE-FUEL,FILL - 90 DEGREE BEND - 6 6" - 1 3/4" OD STEEL

TIRE

KEY PART NUMBER	U/M DESCRIPTION
007324-04-000	EA TIRE-8R19 5 LRD, MICHELIN XZ1A
051377-01-000	EA STEM-VALVE
M04019-01-000	EA WHEELWELL BRIDGE, E-COATED
074833-01-000	EA SPACER-BEARING,DRIVE SHAFT
074833-02-000	EA SPACER-BEARING,DRIVE SHAFT
007063-01-000	FT HOSE-GAS 1/4"ID X 1/2"OD
040731-01-000	EA NIPPLE-INLET MANIFOLD, 611 3838094
062401-03-000	EA CLAMP-HOSE WORMGEAR 22" - 1"
062401-05-000	EA CLAMP-HOSE, WORMGEAR 2" - 3"
067797-01-000	FT SPACER-STRAP, W/FOAM ADHESIVE - 31" X 1 5" - NEOPRENE
076785-02-000	EA ELBOW-BRASS, 90 DEGREE - 3/4" FPT X 3/4" MPT
088753-01-000	FT TUBE-ALUMINIZED STEEL, 5/8" - 18 GAUGE

REAR AXLE AIRSPRINGS

KEY PART NUMBER	U/M DESCRIPTION
084086-01-000	EA AIRSPRING-BELLOWS, REAR AXLE - FIRESTONE# MHA224
084086-01-700	EA AIR BAG-ONLY, FIRESTONE# W21-760-0335
084086-01-701	EA TUBING-DOT 1/4" X 18" - FIRESTONE# 21-0938
084086-01-703	EA INFLATING VALVE-DOT 1/4" TUBING, FIRESTONE# 21-0931
084086-01-704	EA ELBOW CONNECTOR, FIRESTONE# 21-0935
084086-01-705	EA TUBING PROTECTORS, FIRESTONE# 21-0899
084086-01-706	EA BRACKET-UPPER TO FRAME, FIRESTONE# 21-0150
084086-01-707	EA BRACKET-LOWER, TOP - FIRESTONE# 21-1162
084086-01-708	EA AIRLINE SERVICE KIT, FIRESTONE# W21-760-2012
084086-01-709	EA HEAT SHIELD, FIRESTONE# 21-1004
084086-01-710	EA BOLT PACKAGE, FIRESTONE 2135823002
084086-01-711	EA HEAT SHIELD-224 DOS SYSTEM, FIRESTONE 21-5042
084086-01-712	EA BRACKET-LOWER DRIVERS 224DOS, FIRESTONE 21-5037
084086-01-713	EA AXLE STRAP BRACKET, FIRESTONE 21-1163
084086-01-714	EA AXLE STRAP BRACKET, FIRESTONE 21-5038

CHASSIS GROUP CONTINUED

EXHAUST COMPONENTS

KEY PART NUMBER	U/M DESCRIPTION
095190-01-000	EA HANGER-EXHAUST, 4" X 1 4" CHEVY PROVIDED PRIOR TO 12-89
095222-02-000	EA BRACKET-EXHAUST, UPPER - W/BEND & NUTS CHEVY PROVIDED PRIOR TO 12-89
095223-02-000	EA BRACKET-EXHAUST, LOWER - STRAIGHT - W/NUTS CHEVY PROVIDED PRIOR TO 12-89
098599-01-000	EA PIPE-EXHAUST CHEVY PROVIDED PRIOR TO 12-89
095189-01-000	EA PIPE ASM-EXHAUST, PASSENGERS SIDE - 28 5" LONG - 11 5" TO BEND
095189-02-000	EA PIPE ASM-EXHAUST, DRIVERS SIDE - 28 5" LONG - 11 5" TO BEND
095223-01-000	EA BRACKET-EXHAUST,LOWER
040731-01-000	EA NIPPLE-INLET MANIFOLD
098608-01-000	EA PIPE-EXHAUST

MISCELLANEOUS COMPONENTS

KEY PART NUMBER	U/M DESCRIPTION
015365-01-000	EA PIN-TIRE CARRIER, CADMIUM PLATED
075466-01-000	EA UNION-INVERTED FL TUBE, 1/4"
075467-01-000	EA NUT-INVERTED FLARE, 1/4"
088497-02-000	EA NUT-INVERTED FLARE, 1/4"
084884-01-000	EA PLUG-BRASS, 3/8"
000C12-05-168	EA BOLT-HEX, 5/16-18 X 1 - ZINC 5
000D39-05-008	EA NUT-HEX, SER FLG LK - 5/16 - 18 ZN
062401-07-000	EA CLAMP-HOSE, WORMGEAR 5" - 7"
088244-01-000	FT TAPE-FOAM, VINYL COATED - 2" WIDE - INCREMENTS OF 108 FT
000D39-05-008	EA NUT-HEX, SER FLG LK - 5/16 - 18 ZN
051387-06-000	EA BOLT-CARRIAGE, W/O HOLE - 5/16-18 X 9 5 ZN
102333-01-01A	EA BOLT-CARRIAGE, 7/16 - 14 - STAINLESS STEEL CAP- BEIGE
000E13-17-008	EA WASHER-FL-3/8 AR ZN
071015-08-000	EA GROMMET-1.75"ID, FITS .06" MATERIAL, RUBBER
000D39-05-008	EA NUT-HEX, SER FLG LK - 5/16 - 18 ZN
000D39-05-008	EA NUT-HEX, SER FLG LK - 5/16 - 18 ZN
000C12-10-248	EA BOLT-HEX, 5/8-11 X 1 1/2 ZN - 5
079942-01-000	EA SHOCK ABSORBER-STABILIZER, FRONT - 4-WAY

DRIVESHAFT

KEY PART NUMBER	U/M DESCRIPTION
075302-13-000	EA DRIVESHAFT-YOKE/YOKE
094554-01-000	EA SUPPORT ASM-BEARING
095222-02-000	EA BRACKET-EXHAUST, UPPER - W/BEND & NUTS
099009-01-000	EA SHIELD-HEAT, CONVERTOR
099010-01-000	EA SHIELD-HEAT,MUFFLER

BATTERY

KEY PART NUMBER	U/M DESCRIPTION
051697-01-000	EA BRACKET-BATTERY, TIE DOWN
065450-05-000	EA TIEDOWN-BATTERY
051387-06-000	EA BOLT-CARRIAGE, W/O HOLE - 5/16-18 X 9 5 ZN
086233-01-000	EA STUD-ISOLATED, 3/8" X 7/8" LONG
074994-01-000	EA GUIDE-TRACK,BATTERY TRAY
093895-01-000	EA TRAY-BATTERY, W/GUIDE & LATCH STRIKE
093718-01-000	EA PLATE-STRIKE, BATTERY/STORAGE COMPARTMENT

1990 ITASCA

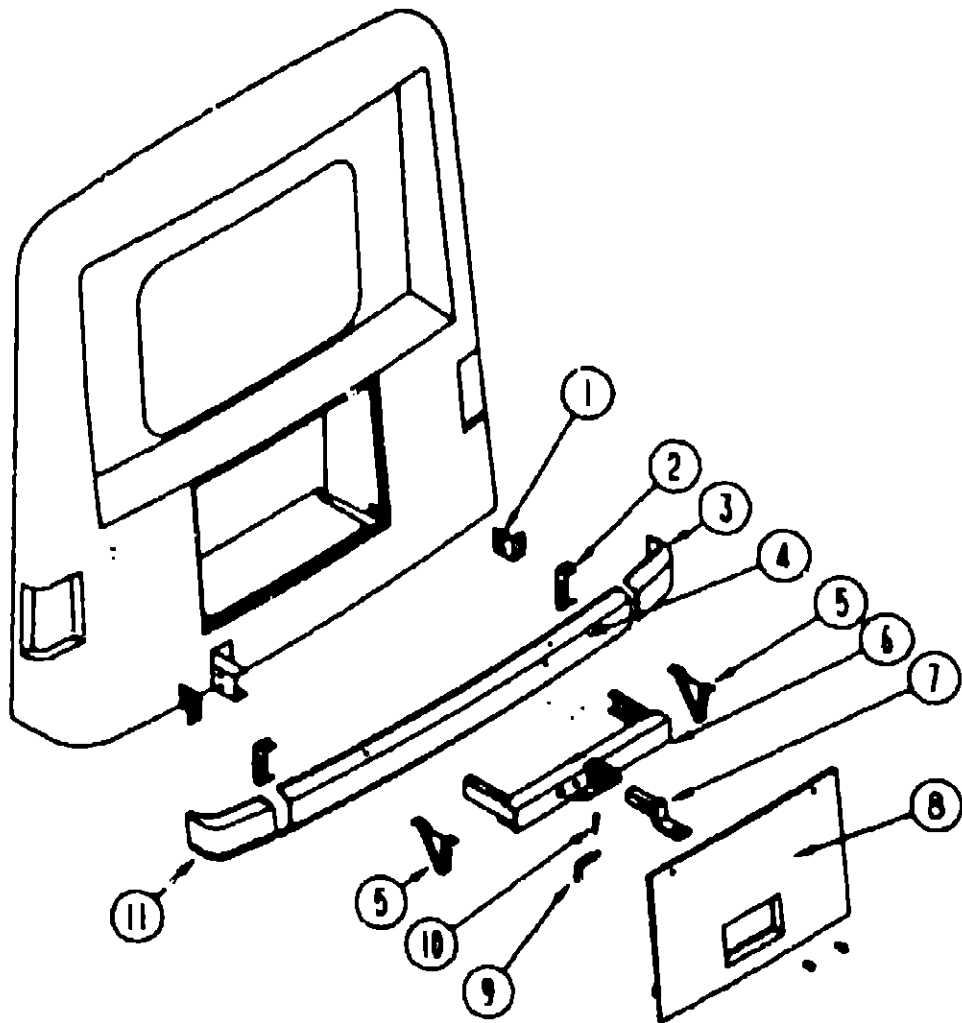
TABLE OF CONTENTS

INTRODUCTION	A-01 -	A-02
ABBREVIATIONS		A-03
ALPHABETICAL INDEX	A-04 -	A-06
ICN25RC	A-07 -	F-12
ICN27RT	F-13 -	K-16

1990 ICN27RT INDEX

FLOOR PLAN	F-13 -	F-14
ACCESSORIES	F-15 -	F-24
BATH	G-01 -	G-02
BEDROOM	G-03 -	G-06
CHASSIS	G-07 -	G-16
C C & PAD	G-17 -	H-02
DINETTE	H-03 -	H-06
DRIVERS	H-07 -	H-10
ELECTRICAL	H-11 -	H-16
EXTERIOR BODY	H-17 -	I-04
GALLEY	I-05 -	I-14
HEATING & A/C	I-15 -	I-18
INTERIOR FINISH	I-19 -	I-23
LABEL	I-24 -	J-08
LP		J-09
LOUNGE	J-10 -	J-11
SEALANTS & FASTENERS	J-12 -	J-14
WATER & SEWAGE	J-15 -	J-19
WINDOW, VENT AND		
EXTERIOR DOOR	J-20 -	K-16

CHASSIS GROUP CONTINUED



REAR BUMPER, END CAP & TRAILER HITCH

KEY PART NUMBER	U/M DESCRIPTION
097744-02-000	EA HOUSING-TRAILER PIN, 48"
097745-01-000	EA HOUSING CAP-TRAILER PIN
097745-02-000	EA HOUSING-RECEPTACLE, TRAILER - 48" WIRE LENGTH
1 076558-01-000	EA SUPPORT-L ANGLE, BUMPER - PASSENGER SIDE - 5" X 4 9"
076558-02-000	EA SUPPORT-L ANGLE, BUMPER - DRIVER SIDE - 5" X 4 9"
2 077855-01-000	EA BRACKET-BUMPER, REAR - BENT ENDS - 2" WIDE X 8" LONG
005200-01-000	EA BOLT-BUMPER,ROUND HEAD-SQUARE NECK- W/ST CAP 7/16 1/4 X 1 1/4
3 092251-01-01A	EA CAP-BUMPER END, REAR PASSENGER - PLASTIC - OFF WHITE
4 077851-09-000	EA BUMPER-REAR, OFF WHITE
5 093048-01-000	EA PLATE-SKID, REAR BUMPER - V SHAPED
6 077617-04-000	EA HITCH-W/O DRAWBAR
7 077613-01-000	EA DRAWBAR ONLY
8 097198-01-AE6	EA DOOR-ASM, TRUNK - OFF WHITE
9 034512-01-000	EA PIN-LOCKING, DRAWBAR
10 034513-01-000	EA PIN-HITCH, 3/16" WIRE
11 092251-02-01A	EA CAP-BUMPER END, REAR DRIVER - PLASTIC - OFF WHITE

CHASSIS GROUP CONTINUED

FRONT BUMPER

KEY PART NUMBER	U/M DESCRIPTION
M93846-01-Y35	EA BUMPER-FRONT, OFF WHITE
093000-01-000	EA CHANNEL ASM - BUMPER
000039-04-008	EA NUT - HEX - SER FLG 1/4 - 20 ZN

PLASTIC WHEELWELL

KEY PART NUMBER	U/M DESCRIPTION
095071-01-000	EA WHEELWELL-PLASTIC

COMPARTMENTS AND PROP RODS

KEY PART NUMBER	U/M DESCRIPTION
092644-02-Y12	EA PROP ROD-COMPARTMENT DOOR, W/SPRING & BRACKET
092469-01-000	EA SPRING-#020-050 COMP
092639-01-000	EA BRACKET-DOOR PROP
093061-01-02A	EA STRIKER-DOOR, LUGGAGE, BLACK
079368-01-000	FT SEAL-ACCESS DOOR
081113-01-000	EA BUSHING-FLANGE, PLASTIC - WHITE
089329-01-000	EA CLIP-SPRING, 3/8"
008386-01-000	EA GROMMET-SNAP, 3/8"
094376-02-000	EA ROD-PROP, GENERATOR DOOR
094387-02-000	EA STRIKER-DOOR, GENERATOR
093305-01-01A	FT TRIM-EDGE, C-TYPE - WIRE CARRIER - 35" X 24" - VINYL
099008-01-02A	EA HATCH-COMPARTMENT, SEWER HOSE
C91255-02-000	FT SEAL-ADHESIVE BACKED FOAM, 1 5" X 18"
094376-01-000	EA ROD-PROP, HOLDING TANK DOOR

EXTERIOR ACCESSORY PACKAGE OPTION L28E

KEY PART NUMBER	U/M DESCRIPTION
096765-01-000	EA RAIL-DRAWER

ENTRY STEP BOX

KEY PART NUMBER	U/M DESCRIPTION
086412-02-000	EA TRIM-STEPBOX, ENTRY DOOR - TAN
088412-04-000	EA TRIM-STEPBOX, ENTRY DOOR - BEIGE
092893-02-01A	EA LINER-STEP BOX, ENTRANCE DOOR - 5" - BLACK
M92055-01-000	EA ACCESS PNL-STEP BOX W/HINGE
088254-01-000	EA CATCH-MAGNETIC, 1 8" X 7"
009063-01-000	EA HINGE-CONTINUOUS, 1 1/2" X 72"
096645-01-000	EA PULL-CABINET, BRASS
096645 01 000	EA PULL-CABINET, BRASS, RIBBON

MUDFLAP & LUG WRENCH

KEY PART NUMBER	U/M DESCRIPTION
020167-03-000	EA DIRT GUARD-STEEL, FOR MUDFLAP
017516-01-000	EA FLAP-MUD, BLACK
080208-01-000	EA LUG WRENCH, 1 06X1 00

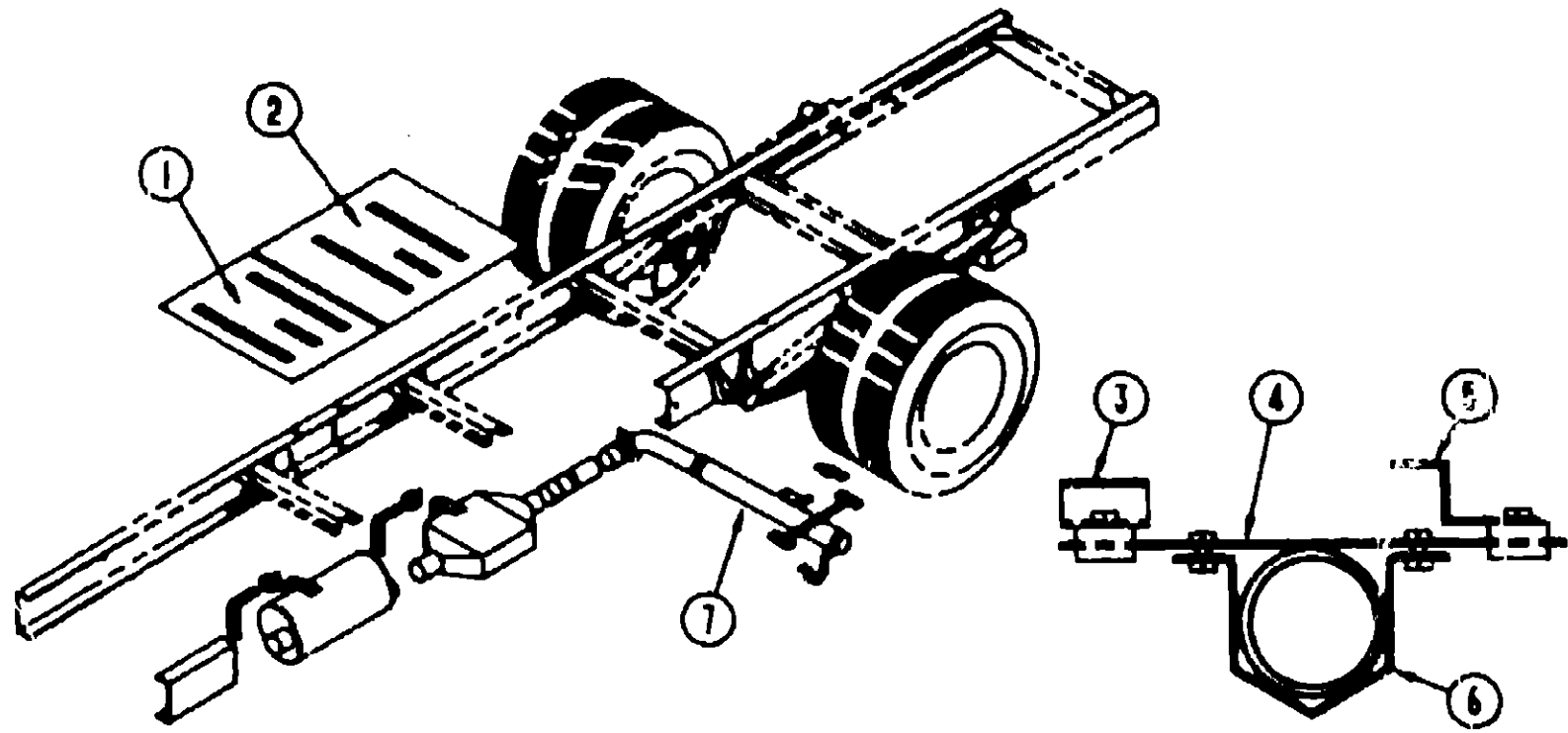
1990 ITASCA
TABLE OF CONTENTS

INTRODUCTION	A-01 - A-02
ABBREVIATIONS	A-03
ALPHABETICAL INDEX	A-04 - A-06
ICN25RC	A-07 - F-12
ICN27RT	F-13 - K-18

1990 ICN27RT INDEX

FLOOR PLAN	F-13 - F-14
ACCESSORIES	F-15 - F-24
BATH	G-01 - G-02
BEDROOM	G-03 - G-06
CHASSIS	G-07 - G-16
C C & PAD	G-17 - H-02
DINETTE	H-03 - H-06
DRIVERS	H-07 - H-10
ELECTRICAL	H-11 - H-16
EXTERIOR BODY	H-17 - I-04
GALLEY	I-05 - I-14
HEATING & A/C	I-15 - I-18
INTERIOR FINISH	I-19 - I-23
LABEL	I-24 - J-08
LP	J-09
LOUNGE	J-10 - J-11
SEALANTS & FASTENERS	J-12 - J-14
WATER & SEWAGE	J-15 - J-19
WINDOW, VENT AND EXTERIOR DOOR	J-20 - K-18

CHASSIS GROUP CONTINUED
EXHAUST COMPONENTS



1990 ITASCA
TABLE OF CONTENTS

INTRODUCTION	A-01 -	A-02
ABBREVIATIONS		A-03
ALPHABETICAL INDEX	A-04 -	A-06
ICN25RC	A-07 -	F-12
ICN27RT	F-13 -	K-16

1990 ICN27RT INDEX

FLOOR PLAN	F-13 -	F-14
ACCESSORIES	F-15 -	F-24
BATH	G-01 -	G-02
BEDROOM	G-03 -	G-06
CHASSIS	G-07 -	G-16
C C & PAD	G-17 -	H-02
DINETTE	H-03 -	H-06
DRIVERS	H-07 -	H-10
ELECTRICAL	H-11 -	H-16
EXTERIOR BODY	H-17 -	I-04
GALLEY	I-05 -	I-14
HEATING & A/C	I-15 -	I-18
INTERIOR FINISH	I-19 -	I-23
LABEL	I-24 -	J-08
LP		J-09
LOUNGE	J-10 -	J-11
SEALANTS & FASTENERS	J-12 -	J-14
WATER & SEWAGE	J-15 -	J-19
WINDOW, VENT AND EXTERIOR DOOR	J-20 -	K-16

KEY PART NUMBER	U/M	DESCRIPTION
1 101544-01-000	EA	SHIELD-HEAT,EXHAUST
2 101544-02-000	EA	SHIELD-HEAT,EXHAUST
3 095523-04-000	EA	BRACKET ASM-EXHAUST,UPPER
4 095523-04-000	EA	BRACKET-EXHAUST,UPPER
5 099093-02-000	EA	BRACKET-EXHAUST, UPPER - W/BEND & NUTS - CHEVY PROVIDED PRIOR TO 12-89 FROM 12-05-89 THRU 99-99-99
6 095223-02-000	EA	BRACKET-EXHAUST, LOWER - STRAIGHT - W/NUTS - CHEVY PROVIDED PRIOR TO 12-89 FROM 12-05-89 THRU 99-99-99
7 098599-01-000	EA	PIPE-EXHAUST
095190-01-000	EA	HANGER-EXHAUST, 4' X 1 1/4" - CHEVY PROVIDED PRIOR TO 12-89 FROM 12-05-89 THRU 99-99-99

CHASSIS GROUP CONTINUED

AIR RIDE SUSPENSION OPTION L60B

KEY PART NUMBER	U/M DESCRIPTION
007125-06-000	EA CLAMP-MUFFLER, 2.25" DIAMETER FROM 00-00-00 THRU 09-24-89
007125-11-000	EA CLAMP-MUFFLER, 2.75" FROM 00-00-00 THRU 09-24-89
016379-02-000	EA STRAP-HANGER EXTENSION, 2" X 1" - STEEL FROM 00-00-00 THRU 09-24-89
071374-03-000	EA FITTING-BULKHEAD, 1/4" X 1/4" MNPT
080006-01-000	EA WIRE-FUSE BLOCK FROM 00-00-00 THRU 09-21-89
085433-01-000	EA SHIELD-EXHAUST HEAT, W/CENTER CUTOUT - 28.6" X 30.2" FROM 00-00-00 THRU 09-24-89
090436-03-000	EA SPRING-LEAF, SEMI - JET# 361
090436-04-000	EA VALVE-HEIGHT, W/O PARK & LEVEL - JET# 343-360
090436-07-000	EA COMPRESSOR-W/TANK & WIRING, JET# 345-1
090436-07-700	EA COMPRESSOR (ONLY)
090436-08-000	EA MOUNT-AIRSPRING, UPPER DRIVER - JET# 375
090436-09-000	EA MOUNT-AIRSPRING, UPPER PASSENGER - JET# 376
090436-10-000	EA MOUNT-SPRING/AXLE, LOWER DRIVER - JET# 373
090436-11-000	EA MOUNT-SPRING/AXLE, LOWER PASSENGER - JET# 374
090436-12-000	EA U-BOLT-FOREWARD, STRAIGHT - 7/8" - JET# 351
090436-13-000	EA U-BOLT-REARWARD, BENT - 7/8" - JET# 351-1
090436-14-000	EA BAR-TRACK, W/PIVOT BOLTS & BRACKET - JET# 356-1
090436-16-000	EA BRACKET-BRAKE HOSE/AXLE MOUNT, P-30 CHASSIS - JET# 370
091250-01-000	EA BUSHING-SWAY BAR, 1.25" CUT - HELLWIG# PB 731
091250-02-000	EA BUSHING-SWAY BAR, 1.25" UNCUT - HELLWIG# PB 734
091250-03-000	EA BUSHING-SWAY BAR, 1.75" CUT - HELLWIG# PB 732
093237-04-000	EA LABEL-CIRCUIT BREAKER, FRONT - AIR BAG COMP
096055-01-000	EA SUPPORT ASM-EXHAUST PIPE, W/TWO BENT SUPPORTS FROM 00-00-00 THRU 09-24-89
096054-01-000	EA SUPPORT-EXHAUST PIPE, BENT - 2.6" X 8" - STEEL
096087-02-000	EA BRACKET-STRAP, EXHAUST PIPE - 5.6" X 13" - W/NUTS FROM 00-00-00 THRU 09-24-89
096199-01-000	EA PIPE-EXHAUST, PASSENGER SIDE - 55.5" LONG - Z-SHAPED FROM 00-00-00 THRU 09-24-89
096200-01-000	EA PIPE-EXHAUST, DRIVER SIDE - 34.4" LONG - TAPERED L-SHAP FROM 00-00-00 THRU 09-24-89

JETRIDE SUSPENSION W/PARK & LEVEL - FEDERAL

KEY PART NUMBER	U/M DESCRIPTION
007125-06-000	EA CLAMP-MUFFLER, 2.25" DIAMETER FROM 00-00-00 THRU 10-15-89
007125-11-000	EA CLAMP-MUFFLER, 2.75" FROM 00-00-00 THRU 10-15-89
006379-02-000	EA STRAP-HANGER EXTENSION, 2" X 1" - STEEL FROM 00-00-00 THRU 10-15-89
001374-03-000	EA FITTING-BULKHEAD, 1/4" X 1/4" MNPT
080006-01-000	EA WIRE-FUSE BLOCK FROM 00-00-00 THRU 09-21-89
085433-01-000	EA SHIELD-EXHAUST HEAT, W/CENTER CUTOUT - 28.6" X 30.2" FROM 00-00-00 THRU 10-15-89
090436-03-000	EA SPRING-LEAF, SEMI - JET# 361
090436-05-000	EA VALVE-HEIGHT, PARK/LEVEL - JET# 353-359
090436-06-000	EA CONTROL-PARK/LEVEL, W/WIRING - JET# 340-364
090436-07-000	EA COMPRESSOR-W/TANK & WIRING, JET# 345-1
090436-07-700	EA COMPRESSOR (ONLY)
090436-08-000	EA MOUNT-AIRSPRING, UPPER DRIVER - JET# 375
090436-09-000	EA MOUNT-AIRSPRING, UPPER PASSENGER - JET# 376
090436-10-000	EA MOUNT-SPRING/AXLE, LOWER DRIVER - JET# 373
090436-11-000	EA MOUNT-SPRING/AXLE, LOWER PASSENGER - JET# 374
090436-12-000	EA U-BOLT-FOREWARD, STRAIGHT - 7/8" - JET# 351
090436-13-000	EA U-BOLT-REARWARD, BENT - 7/8" - JET# 351-1
090436-14-000	EA BAR-TRACK, W/PIVOT BOLTS & BRACKET - JET# 356-1

CHASSIS GROUP CONTINUED

JETRIDE SUSPENSION W/PARK & LEVEL - FEDERAL CONT

KEY PART NUMBER	U/M DESCRIPTION
090436-16-000	EA BRACKET-BRAKE HOSE/AXLE MOUNT, P-30 CHASSIS - JET# 370
091250-01-000	EA BUSHING-SWAY BAR, 1.25" CUT - HELLWIG# PB 731
091250-02-000	EA BUSHING-SWAY BAR, 1.25" UNCUT - HELLWIG# PB 734
091250-03-000	EA BUSHING-SWAY BAR, 1.75" CUT - HELLWIG# PB 732
093237-04-000	EA LABEL-CIRCUIT BREAKER, FRONT - AIR BAG COMP
096055-01-000	EA SUPPORT ASM-EXHAUST PIPE, W/TWO BENT SUPPORTS FROM 00-00-00 THRU 10-15-89
096054-01-000	EA SUPPORT-EXHAUST PIPE, BENT - 2.6" X 8" - STEEL
096087-02-000	EA BRACKET-STRAP, EXHAUST PIPE - 5.6" X 13" - W/NUTS FROM 00-00-00 THRU 10-15-89
096199-01-000	EA PIPE-EXHAUST, PASSENGER SIDE - 55.5" LONG - Z-SHAPED FROM 00-00-00 THRU 10-15-89
096200-01-000	EA PIPE-EXHAUST, DRIVER SIDE - 34.4" LONG - TAPERED L-SHAP FROM 00-00-00 THRU 10-15-89

JETRIDE SUSPENSION W/PARK & LEVEL CALIFORNIA OPTION L60C

KEY PART NUMBER	U/M DESCRIPTION
007125-06-000	EA CLAMP-MUFFLER, 2.25" DIAMETER FROM 00-00-00 THRU 09-24-89
007125-11-000	EA CLAMP-MUFFLER, 2.75" FROM 00-00-00 THRU 09-24-89
016379-02-000	EA STRAP-HANGER EXTENSION, 2" X 1" - STEEL FROM 00-00-00 THRU 09-24-89
071374-03-000	EA FITTING-BULKHEAD, 1/4" X 1/4" MNPT
080006-01-000	EA WIRE-FUSE BLOCK FROM 00-00-00 THRU 09-21-89
085433-01-000	EA SHIELD-EXHAUST HEAT, W/CENTER CUTOUT - 28.6" X 30.2" FROM 00-00-00 THRU 09-24-89
090436-03-000	EA SPRING-LEAF, SEMI - JET# 361
090436-05-000	EA VALVE-HEIGHT, PARK/LEVEL - JET# 358-359
090436-06-000	EA CONTROL-PARK/LEVEL, W/WIRING - JET# 340-364
090436-07-000	EA COMPRESSOR-W/TANK & WIRING, JET# 345-1
090436-07-700	EA COMPRESSOR (ONLY)
090436-08-000	EA MOUNT-AIRSPRING, UPPER DRIVER - JET# 375
090436-09-000	EA MOUNT-AIRSPRING, UPPER PASSENGER - JET# 376
090436-10-000	EA MOUNT-SPRING/AXLE, LOWER DRIVER - JET# 373
090436-12-000	EA U-BOLT-FOREWARD, STRAIGHT - 7/8" - JET# 351
090436-13-000	EA U-BOLT-REARWARD, BENT - 7/8" - JET# 351-1
090436-14-000	EA BAR-TRACK, W/PIVOT BOLTS & BRACKET - JET# 356-1
090436-16-000	EA BRACKET-BRAKE HOSE/AXLE MOUNT, P-30 CHASSIS - JET# 370
091250-01-000	EA BUSHING-SWAY BAR, 1.25" CUT - HELLWIG# PB 731
091250-02-000	EA BUSHING-SWAY BAR, 1.25" UNCUT - HELLWIG# PB 734
091250-03-000	EA BUSHING-SWAY BAR, 1.75" CUT - HELLWIG# PB 732
093237-04-000	EA LABEL-CIRCUIT BREAKER, FRONT - AIR BAG COMP
096055-01-000	EA SUPPORT ASM-EXHAUST PIPE, W/TWO BENT SUPPORTS FROM 00-00-00 THRU 09-24-89
096054-01-000	EA SUPPORT-EXHAUST PIPE, BENT - 2.6" X 8" - STEEL
096087-02-000	EA BRACKET-STRAP, EXHAUST PIPE - 5.6" X 13" - W/NUTS FROM 00-00-00 THRU 09-24-89
096199-01-000	EA PIPE-EXHAUST, PASSENGER SIDE - 55.5" LONG - Z-SHAPED FROM 00-00-00 THRU 09-24-89
093237-04-000	EA LABEL-CIRCUIT BREAKER, FRONT - AIR BAG COMP
096055-01-000	EA SUPPORT ASM-EXHAUST PIPE, W/TWO BENT SUPPORTS FROM 00-00-00 THRU 09-24-89
096054-01-000	EA SUPPORT-EXHAUST PIPE, BENT - 2.6" X 8" - STEEL
096087-02-000	EA BRACKET-STRAP, EXHAUST PIPE - 5.6" X 13" - W/NUTS FROM 00-00-00 THRU 09-24-89
096199-01-000	EA PIPE-EXHAUST, PASSENGER SIDE - 55.5" LONG - Z-SHAPED FROM 00-00-00 THRU 09-24-89
096200-01-000	EA PIPE-EXHAUST, DRIVER SIDE - 34.4" LONG - TAPERED L-SHAP FROM 00-00-00 THRU 09-24-89

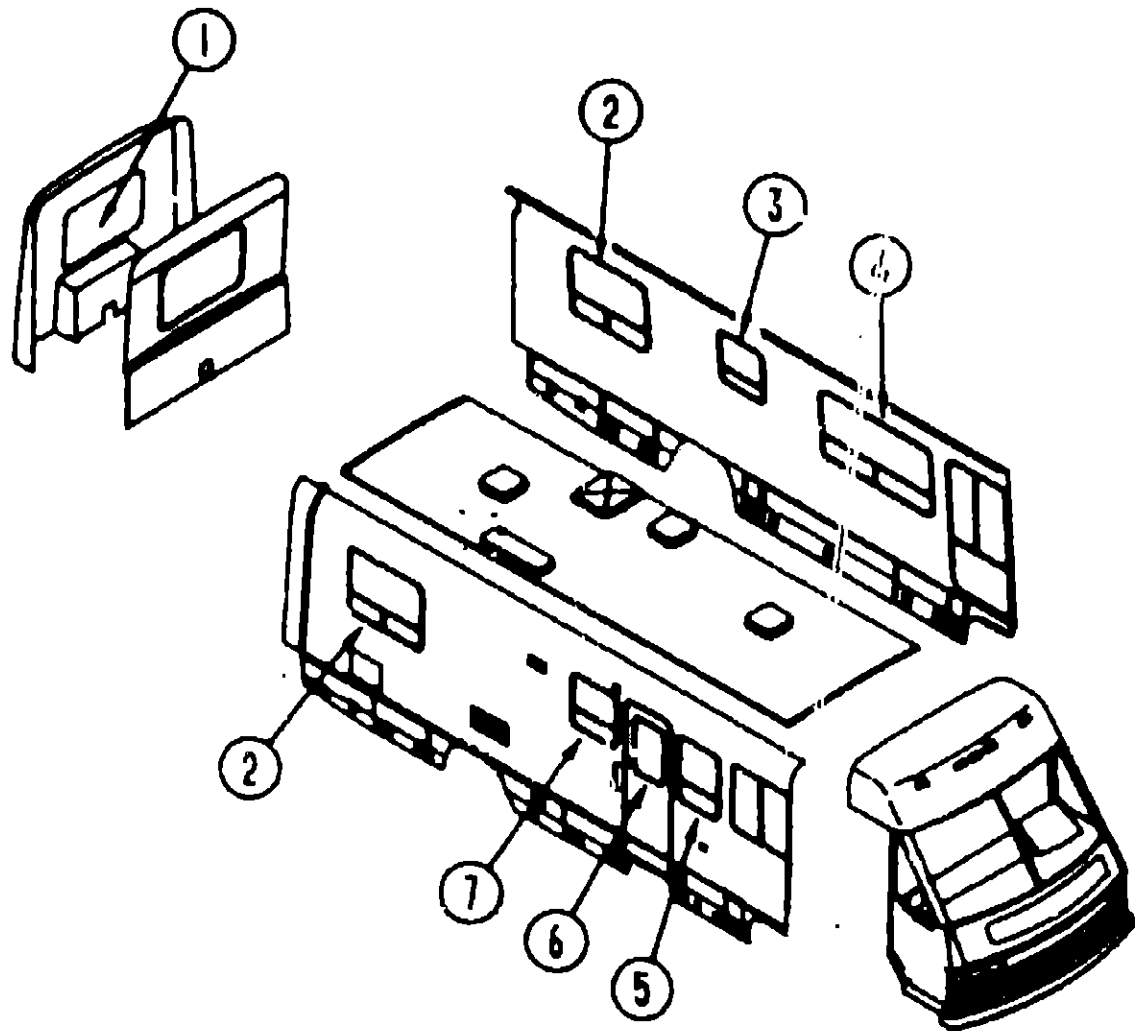
1990 ITASCA
TABLE OF CONTENTS

INTRODUCTION	A-01 -	A-02
ABBREVIATIONS		A-03
ALPHABETICAL INDEX	A-04 -	A-06
ICN25RC	A-07 -	F-12
ICN27RT	F-13 -	K-16

1990 ICN27RT INDEX

FLOOR PLAN	F-13 -	F-14
ACCESSORIES	F-15 -	F-24
BATH	G-01 -	G-02
BEDROOM	G-03 -	G-06
CHASSIS	G-07 -	G-16
C C & PAD	G-17 -	H-02
DINETTE	H-03 -	H-06
DRIVERS	H-07 -	H-10
ELECTRICAL	H-11 -	H-16
EXTERIOR BODY	H-17 -	I-04
GALLEY	I-05 -	I-14
HEATING & A/C	I-15 -	I-18
INTERIOR FINISH	I-19 -	I-23
LABEL	I-24 -	J-08
LP		J-09
LOUNGE	J-10 -	J-11
SEALANTS & FASTENERS	J-12 -	J-14
WATER & SEWAGE	J-15 -	J-19
WINDOW, VENT AND EXTERIOR DOOR	J-20 -	K-16

CURTAIN, CUSHION & PAD GROUP



WINDOW TREATMENT

KEY PART NUMBER	U/M DESCRIPTION
1 089058 49 AE6	EA LEG ASM-RIGHT SIDE,GATHERED TRIM,N/HOLE(AE6)
1 089058 50 AE6	EA LEG ASM-LEFT SIDE,GATHERED TRIM,N/HOLE(AE6)
1 089058 15 AE7	EA LEG ASM-RIGHT SIDE,GATHERED TRIM,N/HOLE(AE7)
1 089058 16 AE7	EA LEG ASM-LEFT SIDE,GATHERED TRIM,N/HOLE (AE7)
1 089058 55 AE8	EA LEG ASM-RIGHT SIDE,GATHERED TRIM,N/HOLE(AE8)
1 089058 56 AE8	EA LEG ASM-LEFT SIDE, GATHERED TRIM,N/HOLE(AE8)
1 084755-49-AE2	EA SHADE ASM-PULL-48 25 (AE6,AE7)
1 084755-49-AE3	EA SHADE ASM-PULL-48 25 (AE8)
2 089058 51 AE6	EA LEG ASM-RIGHT SIDE,GATHERED (AE6)
2 089058 52 AE6	EA LEG ASM-LEFT SIDE,GATHERED (AE6)
2 089058 13 AE7	EA LEG ASM-RIGHT SIDE,GATHERED (AE7)
2 089058 14 AE2	EA LEG ASM-LEFT SIDE,GATHERED (AE7)
2 089058 57 AE8	EA LEG ASM-RIGHT SIDE,GATHERED (AE8)
2 089058 58 AE8	EA LEG ASM-LEFT SIDE,GATHERED (AE8)
2 084755-62-AE2	EA SHADE ASM-PULL-40 25 (AE6,AE7)
2 084755-62-AE3	EA SHADE ASM-PULL-40 25 (AE8)
3 093454 16 AE6	EA CURTAIN ASM - 28" X 12", GATHERED SNAP TOP (AE6) FROM: 00-00-00 THRU 10-01-89
3 093454 22 AE6	EA CURTAIN ASM -25 5" X 12",GATHERED SNAP TOP (AE6) FROM 10-02-89 THRU 12-10-89
3 093454-28-AE1	EA CURTAIN ASM-29X12,GATH SNAP TOP (AE6) FROM 12-11-89 THRU 99-99-99
3 093454 16 AE7	EA CURTAIN ASM - 28" X 12", GATHERED SNAP TOP (AE7) FROM 00-00-00 THRU 10-01-89
3 093454 22 AE7	EA CURTAIN ASM -25 5" X 12",GATHERED SNAP TOP (AE7) FROM: 10-02-89 THRU 12-10-89
3 093454-27-AE2	EA CURTAIN ASM-29X12,GATH SNAP TOP (AE7) FROM 12-11-89 THRU 99-99-99
3 093454 16 AE8	EA CURTAIN ASM - 28" X 12", GATHERED SNAP TOP (AE8) FROM 00-00-00 THRU 10-01-89
3 093454 22 AE8	EA CURTAIN ASM -25 5" X 12",GATHERED SNAP TOP (AE8) FROM 10-02-89 THRU 12-10-89

CURTAIN, CUSHION & PAD GROUP (CONTINUED)

WINDOW TREATMENT CONT

KEY PART NUMBER	U/M DESCRIPTION
3 093454-28-AE3	EA CURTAIN ASM-29X12,GATH SNAP TOP (AE8) FROM: 12-11-89 THRU 99-99-99
3 084755-61-AE2	EA SHADE ASM-PULL-27 25, NO TRIM (AE6) FROM 00-00-00 THRU 10-01-89
3 084755-72-AE6	EA SHADE ASM-PULL-17 25, NO TRIM (AE6) FROM 10-02-89 THRU 12-10-89
3 084755-56-AD3	EA SHADE ASM-PULL-19 50, NO TRIM (AE6) FROM: 12-11-89 THRU 99-99-99
3 084755-61-AE2	EA SHADE ASM-PULL-27 25, NO TRIM (AE7) FROM: 00-00-00 THRU 10-01 89
3 034755-72-AE7	EA SHADE ASM-PULL-17,25, NO TRIM (AE7) FROM 10-02-89 THRU: 12-10-89
3 084755-56-AA4	EA SHADE ASM-PULL-19 50, NO TRIM (AE7) FROM 12-11-89 THRU 99-99-99
3 084755-61-AB6	EA SHADE ASM-PULL-27 25, NO TRIM (AE8) FROM 00-00-00 THRU 10-01-89
3 084755-72-AE8	EA SHADE ASM-PULL-17,25, NO TRIM (AE8) FROM: 10-02-89 THRU 12-10-89
3 084755-56-AE8	EA SHADE ASM-PULL-19 50, NO TRIM (AE8) FROM: 12-11-89 THRU 99-99-99
4 089058-35-AE6	EA LEG-WINDOW, FRONT (AE6) FROM 00-00-00 THRU 09-17-89
4 089058-35-AE7	EA LEG-WINDOW, FRONT (AE7) FROM: 00-00-00 THRU 09-17-89
4 089058-82-AE8	EA LEG-WINDOW, FRONT (AE8) FROM 00-00-00 THRU 09-17-89
4 089058-36-AE6	EA LEG-WINDOW, REAR (AE6) FROM: 00-00-00 THRU: 09-17-89
4 089058-36-AE7	EA LEG-WINDOW, REAR (AE7) FROM: 00-00-00 THRU 09-17-89
4 089058-83-AE8	EA LEG-WINDOW, REAR - AE8 - SILVER CREAM FROM 00-00-00 THRU 09-17-89
4 089058-39-AE6	EA LEG-WINDOW, FRONT (AE6) FROM: 09-18-89 THRU 99-99-99
4 089058-39-AE7	EA LEG-WINDOW, FRONT (AE7) FROM: 09-18-89 THRU 99-99-99
4 089058-27-AE3	EA LEG-WINDOW, FRONT - AE8 - SILVER CREAM FROM: 09-18-89 THRU: 99-99-99
4 089058-40-AE6	EA LEG-WINDOW, REAR (AE6) FROM 09-18-89 THRU 99-99-99
4 089058-40-AE7	EA LEG-WINDOW, REAR (AE7) FROM 09-18-89 THRU 99-99-99
4 089058-28-AE3	EA LEG-WINDOW, REAR - AE8 - SILVER CREAM FROM 09-18-89 THRU 99-99-99
4 093475-21-05A	EA BLIND-MINI, 57 5" X 32" DROP (AE6/AE7) FROM 00-00-00 THRU 12-03-89
4 093475-21-06A	EA BLIND-MINI, 57 5" X 32" DROP - AE8 - SILVER CREAM FROM 00-00-00 THRU: 12-03-89
4 093475-21-01A	EA BLIND-MINI, 57 5" X 32" DROP (AE6/AE7) FROM 12-04-89 THRU 99-99-99
4 093475-21-08A	EA BLIND-MINI, 57 5" X 32" DROP - AE8 - SILVER CREAM FROM 12-04-89 THRU: 99-99-99
4 093475-21-05A	EA BLIND-MINI, 57 5" X 32" DROP - (AE6/AE7) FROM 00-00-00 THRU: 12-03-89
4 093475-21-06A	EA BLIND-MINI, 57 5" X 32" DROP - (AE8) FROM: 00-00-00 THRU 12-03-89
4 093475-21-01A	EA BLIND-MINI, 57 5" X 32" DROP - (AE6/AE7) FROM 12-04-89 THRU: 99-99-99
4 093475-21-08A	EA BLIND-MINI, 57 5" X 32" DROP - (AE8) FROM: 00-00-00 THRU 09-17-89

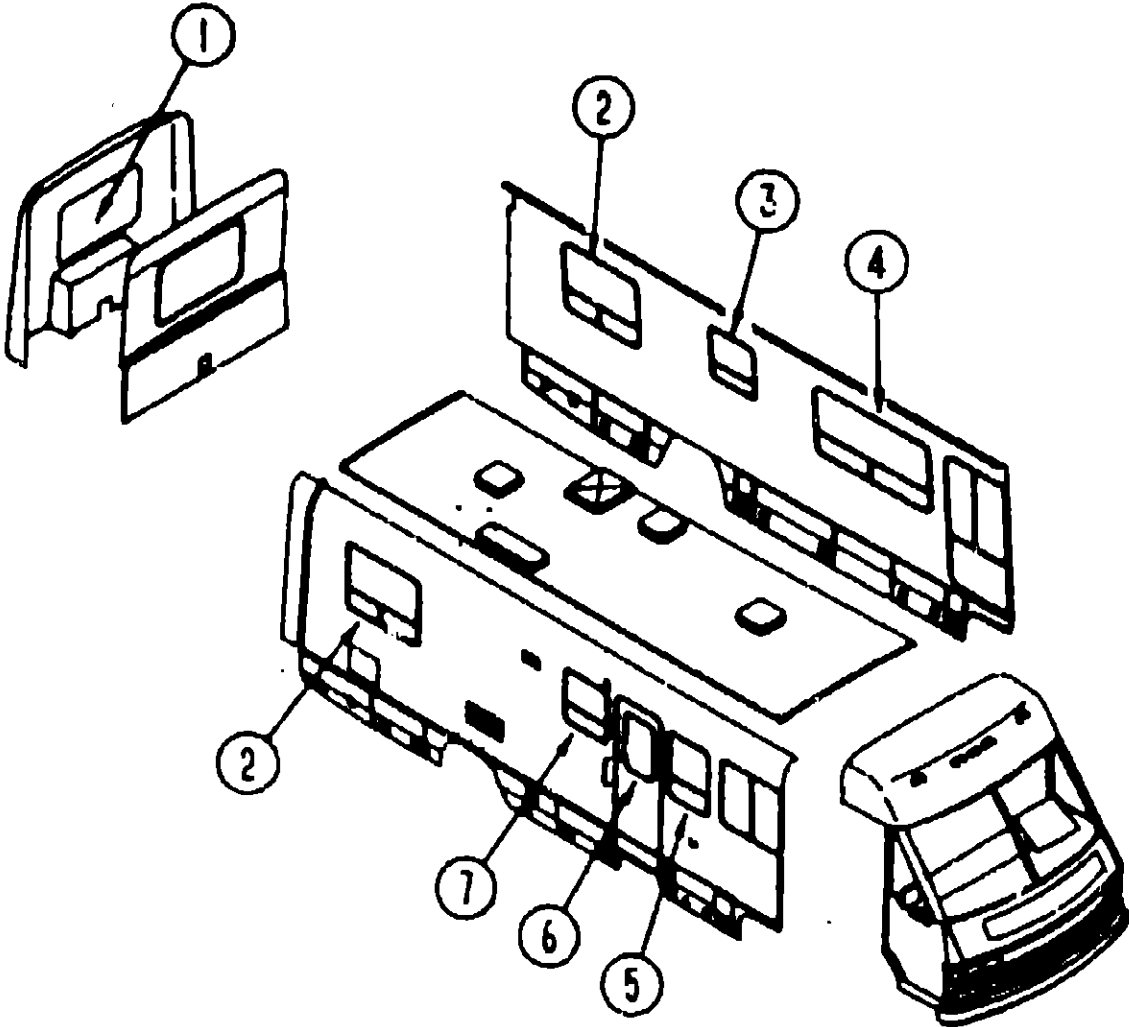
1990 ITASCA
TABLE OF CONTENTS

INTRODUCTION	A-01 - A-02
ABBREVIATIONS	A-03
ALPHABETICAL INDEX	A-04 - A-06
ICN25RC	A-07 - F-12
ICN27RT	F-13 - K-16

1990 ICN27RT INDEX

FLOOR PLAN	F-13 - F-14
ACCESSORIES	F-15 - F-24
BATH	G-01 - G-02
BEDROOM	G-03 - G-06
CHASSIS	G-07 - G-16
C & PAD	G-17 - H-02
DINETTE	H-03 - H-06
DRIVERS	H-07 - H-10
ELECTRICAL	H-11 - H-16
EXTERIOR BODY	H-17 - I-04
GALLEY	I-05 - I-14
HEATING & A/C	I-15 - I-18
INTERIOR FINISH	I-19 - I-23
LABEL	I-24 - J-08
LP	J-09
LOUNGE	J-10 - J-11
SEALANTS & FASTENERS	J-12 - J-14
WATER & SEWAGE	J-15 - J-19
WINDOW, VENT AND EXTERIOR DOOR	J-20 - K-16

CURTAIN, CUSHION & PAD GROUP



WINDOW TREATMENT CONT

KEY PART NUMBER	U/M DESCRIPTION
5 093454 17 AE6	EA CURTAIN-SNAP TOP W/LINING-34" X 12", GATHERED SNAP TOP
5 093454 17 AE7	EA CURTAIN-SNAP TOP W/LINING-34" X 12", GATHERED SNAP TOP
5 093454 17 AE8	EA CURTAIN-SNAP TOP W/LINING-34" X 12", GATHERED SNAP TOP
5 093475 22 05A	EA BLIND-MINI, 21 X 32 DROP (AE6) FROM: 00-00-00 THRU: 12-03-89
5 093475 22 05A	EA BLIND-MINI, 21 X 32 DROP (AE7) FROM: 00-00-00 THRU: 12-03-89
5 093475 22 06A	EA BLIND-MINI, 21 X 32 DROP (AE8) FROM: 00-00-00 THRU: 12-03-89
5 093475 22 01A	EA BLIND-MINI, 21 X 32 DROP (AE6) FROM: 12-04-89 THRU: 99-99-99
5 093475 22 07A	EA BLIND-MINI, 21 X 32 DROP (AE8) FROM: 12-04-89 THRU: 99-99-99
6 084755-61-AE2	EA SHADE ASM-PULL-17 25, NO TRIM (AE6)
6 084755-57-AE2	EA SHADE ASM-PULL-19 50, NO TRIM (AE7)
6 084755-57-AB6	EA SHADE ASM-PULL-19 50, NO TRIM (AE8)
7 093475 03 05A	EA BLIND-MINI,28" WIDE X 25" DROP (AE6,AE7) FROM: 00-00-00 THRU: 11-19-89
7 093475 37 03A	EA BLIND-MINI,28" X 21",DROP (AB6,AE7) FROM: 11-20-89 THRU: 12-03-89
7 093475 37 05A	EA BLIND-MINI,28" WIDE X 25" DROP (AE6,AB7) FROM: 12-04-89 THRU: 99-99-99
7 093475 03 06A	EA BLIND-MINI,28" X 21",DROP (AE8) FROM: 00-00-00 THRU: 11-19-89
7 093475 37 04A	EA BLIND-MINI,28" WIDE X 25" DROP (AE8) FROM: 11-20-89 THRU: 12-03-89

CURTAIN, CUSHION & PAD GROUP (CONTINUED)

WINDOW TREATMENT CONT

KEY PART NUMBER	U/M DESCRIPTION
7 093475 37 06A	EA BLIND-MINI,28" X 21",DROP (AE8) FROM: 12-04-89 THRU: 99-99-99
093452 02 AD3	EA CURTAIN-W/SNAP TOP,LT 48 X 50 (AE6)
093452 02 AA4	EA CURTAIN-W/SNAP TOP,LT 48 X 50 (AE7)
093452 02 AD4	EA CURTAIN-W/SNAP TOP,LT 48 X 50 (AE8)
077591 09 AE8	EA CURTAIN - 60 X 47.5, VEL.TOP,RT USED W/BUNK
073304 58 AE6	EA CURTAIN-SNAP TOP W/LINING - 36 X 37 USED W/BUNK
097994 03 AE6	EA CURTAIN W/HOOK TOP 34 X 75
097994 03 AE7	EA CURTAIN W/HOOK TOP 34 X 75
097994 03 AE8	EA CURTAIN W/HOOK TOP 34 X 75
073304 60 AE6	EA CURTAIN-W/SNAP TOP W/LINING,-34 X 82
073304 60 AE7	EA CURTAIN-W/SNAP TOP W/LINING,-34 X 82
073304 60 AE8	EA CURTAIN-W/SNAP TOP W/LINING,-34 X 82
093452 01 AD3	EA CURTAIN-W/SNAP TOP,RT 48 X 50 (AE6)
093452 01 AE7	EA CURTAIN-W/SNAP TOP,RT 48 X 50 (AE7)
093452 01 AD4	EA CURTAIN-W/SNAP TOP,RT 48 X 50 (AE8)
077591 10 AE6	EA CURTAIN - 60 X 47.5, VEL.TOP,LT USED W/BUNK
073304 59 AE6	EA CURTAIN-SNAP TOP W/LINING - 36 X 125 USED W/BUNK
073260 40 AE6	EA TIEBACK ASM-10X18
073260 40 AE7	EA TIEBACK ASM-10X18
073260 40 AE8	EA TIEBACK ASM-10X18

1990 ITASCA

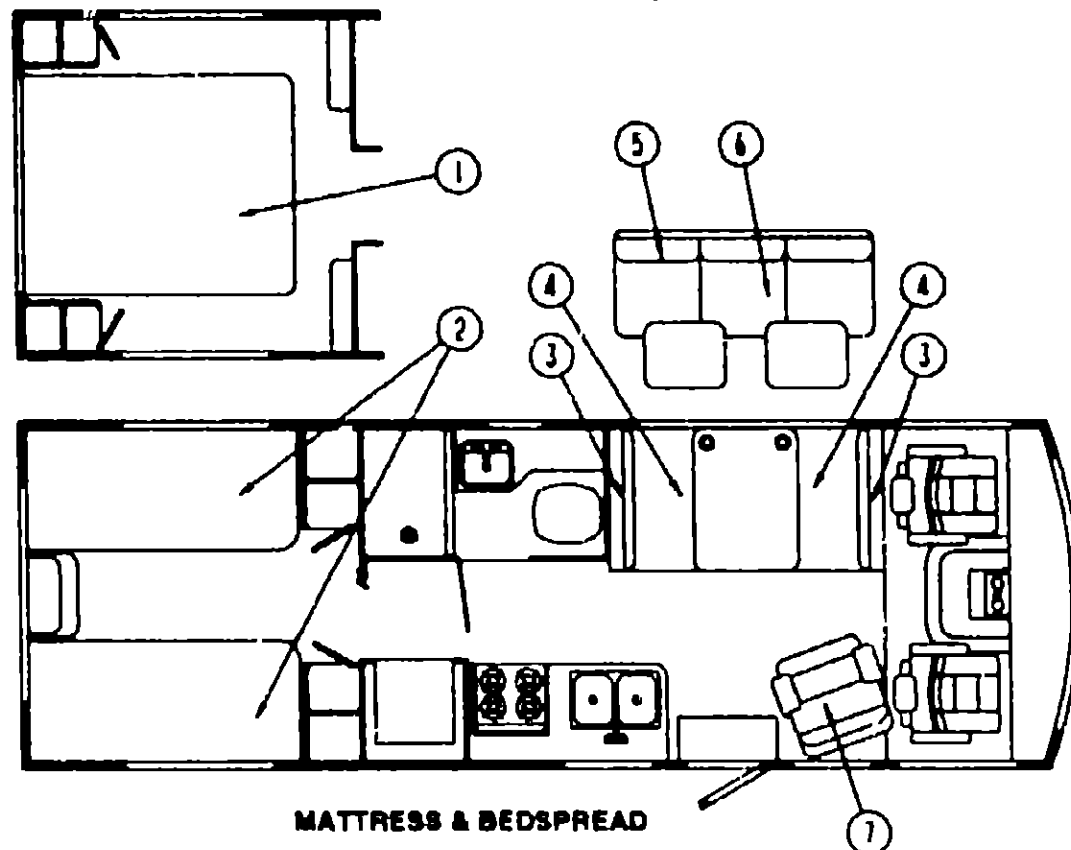
TABLE OF CONTENTS

INTRODUCTION	A-01 -	A-02
ABBREVIATIONS		A-03
ALPHABETICAL INDEX	A-04 -	A-06
ICN25RC	A-07 -	F-12
ICN27RT	F-13 -	K-16

1990 ICN27RT INDEX

FLOOR PLAN	F-13 -	F-14
ACCESSORIES	F-15 -	F-24
BATH	G-01 -	G-02
BEDROOM	G-03 -	G-06
CHASSIS	G-07 -	G-16
C C & PAD	G-17 -	H-02
DINETTE	H-03 -	H-06
DRIVERS	H-07 -	H-10
ELECTRICAL	H-11 -	H-16
EXTERIOR BODY	H-17 -	I-04
GALLEY	I-05 -	I-14
HEATING & A/C	I-15 -	I-18
INTERIOR FINISH	I-19 -	I-23
LABEL	I-24 -	J-08
LP		J-09
LOUNGE	J-10 -	J-11
SEALANT'S & FASTENERS	J-12 -	J-14
WATER & SEWAGE	J-15 -	J-19
WINDOW, VENT AND EXTERIOR DOOR	J-20 -	K-16

CURTAIN, CUSHION & PAD GROUP (CONTINUED)



MATTRESS & BEDSPREAD

KEY PART NUMBER	U/M DESCRIPTION
1 092371 03 AE6	EA BEDSPREAD-FITTED - W/RUFFLE, QUEEN - 60X75
1 092371 03 AE7	EA BEDSPREAD-FITTED - W/RUFFLE, QUEEN - 60X75
1 092371 03 AE8	EA BEDSPREAD-FITTED - W/RUFFLE, QUEEN - 60X75
098176 04 000	EA MATTRESS-INNERSPRING 59X74

MATTRESS & BEDSPREAD

KEY PART NUMBER	U/M DESCRIPTION
2 092371 09 AE6	EA BEDSPREAD-FITTED - W/RUFFLE, TWIN, LT (AE6, AE7)
2 092371 09 AE8	EA BEDSPREAD-FITTED - W/RUFFLE, TWIN, LT (AE8)
2 092371 08 AE6	EA BEDSPREAD-FITTED - W/RUFFLE, TWIN, RT (AE6, AE7)
2 092371 08 AE8	EA BEDSPREAD-FITTED - W/RUFFLE, TWIN, RT (AE8)
081997 05 AE6	EA PILLOW SHAM-W/RUFFLE, 30X26 (AE6)
081997 05 AE7	EA PILLOW SHAM-W/RUFFLE, 30X26 (AE7)
081997 05 AE8	EA PILLOW SHAM-W/RUFFLE, 30X26 (AE8)
098176 01 000	EA MATTRESS-INNERSPRING 32X74

BACKREST CUSHIONS

KEY PART NUMBER	U/M DESCRIPTION
3 088927 50 AE6	EA CUSHION BACKREST-15 X 38 X 5 (AE6) FROM 00-00-000 THRU 11-26-89
M88927 50 AE6	EA COVER BACKREST-15 X 38 X 5 (AE6) FROM 00-00-000 THRU 11-26-89
3 088927 64 AE6	EA CUSHION BACKREST-13 5 X 38 X 5 (AE7) FROM 11-27-89 THRU 99-99-99
M88927 64 AE6	EA COVER BACKREST-15 X 38 X 5 (AE7) FROM 11-27-89 THRU 99-99-99
3 088927 50 AE7	EA CUSHION BACKREST-15 X 38 X 5 ANGLE (AE7) FROM 00-00-000 THRU 11-26-89
M88927 50 AE7	EA COVER BACKREST-15 X 38 X 5 (AE6) FROM 00-00-000 THRU 11-26-89
3 088927 64 AE7	EA CUSHION BACKREST-13 5 X 38 X 5, HORIZ ANGLED (AE8) FROM 11-27-89 THRU 99-99-99
M88927 64 AE7	EA COVER BACKREST-13 5 X 38 X 5, HORIZ ANGLED (AE8) FROM 11-27-89 THRU 99-99-99
3 088927 49 AE8	EA CUSHION BACKREST-15 X 38 X 5, HORIZ ANGLED (AE8) FROM 00-00-000 THRU 11-26-89
M88927 49 AE8	EA COVER BACKREST-15 X 38 X 5, HORIZ ANGLED (AE8) FROM 00-00-000 THRU 11-26-89

CURTAIN, CUSHION & PAD GROUP (CONTINUED)

BACKREST CUSHIONS CONT

KEY PART NUMBER	U/M DESCRIPTION
3 088927 63 AE8	EA CUSHION BACKREST-15 X 38 X 5, HORIZ ANGLED (AE8) FROM 11-27-89 THRU 99-99-99
M88927 63 AE8	EA COVER BACKREST-15 X 38 X 5, HORIZ ANGLED (AE8) FROM 11-27-89 THRU 99-99-99

SEAT CUSHIONS

KEY PART NUMBER	U/M DESCRIPTION
4 088927 51 AE6	EA CUSHION SEAT-22 X 38 X 5 CELEB W/SEW LINING (AE6)
4 088927 51 AE7	EA CUSHION SEAT-22 X 38 X 5 CELEB W/SEW LINING (AE7)
4 088927 40 AE8	EA CUSHION SEAT-22 X 38 X 5 HORIZ W/SEW LINING (AE8)
M88927 51 AE6	EA COVER SEAT, DINETTE -22 X 38 X 5 CELEB W/SEW LINING (AE6)
M88927 51 AE7	EA COVER SEAT, DINETTE -22 X 38 X 5 CELEB W/SEW LINING (AE7)
M88927 40 AE8	EA COVER SEAT, DINETTE -22 X 38 X 5 HORIZ W/SEW LINING (AE8)

DRIVERS SIDE COUCH

KEY PART NUMBER	U/M DESCRIPTION
5 085357 01 AE6	EA CUSHION - BACK - SINGLE GATHERED
5 085357 01 AE7	EA CUSHION - BACK - SINGLE GATHERED
5 085357 04 AE8	EA CUSHION - BACK - NON-GATHERED
M85357 01 AE6	EA COVER - BACK CUSHION - SINGLE GATHERED
M85357 01 AE7	EA COVER - BACK CUSHION - SINGLE GATHERED
M85357 04 AE8	EA COVER - BACK CUSHION - NON-GATH CELEB
6 089007 04 AE6	EA SOFA SEAT-CELEBRITY BED
6 089007 04 AE7	EA SOFA SEAT-CELEBRITY BED
6 089007 04 AE8	EA SOFA SEAT-CELEBRITY BED
M89007 04 AE1	EA COVER ASM-CELEBRITY BED (AE6)
M89007 04 AE7	EA COVER ASM-CELEBRITY BED (AE7)
M89007 04 AE8	EA COVER ASM-CELEBRITY BED (AE8)
085060 10 AE1	EA CUSHION ASM -THROW PILLOW (AE6)
085060 10 AE2	EA CUSHION ASM -THROW PILLOW (AE7)
085060 05 AE8	EA CUSHION ASM -THROW PILLOW (AE8)
079386 01 000	EA FRAME ASM-BED, CONTINENTAL
079386 02 000	EA HARDWARE-KIT.

PASSENGER SIDE SWIVEL CHAIR

KEY PART NUMBER	U/M DESCRIPTION
7 085059 02 AE6	EA CHAIR ASM-CELEBRITY, W/O BASE OR SKIRT - RECLINER
7 085059 02 AE7	EA CHAIR ASM-CELEBRITY, W/O BASE OR SKIRT - RECLINER
7 085059 02 AE8	EA CHAIR ASM-NON-GATH, CELEBRITY, W/O BASE OR SKIRT - RECLINER
M85059 02 AE6	EA COVER-CHAIR ASM-CELEBRITY - RECLINER
M85059 02 AE7	EA COVER-CHAIR ASM-CELEBRITY - RECLINER
M85059 02 AE8	EA COVER-CHAIR ASM-CELEBRITY - RECLINER
085187 02 AE6	EA SKIRT ASM - RECLINER CELEBRITY
085187 02 AE7	EA SKIRT ASM - RECLINER CELEBRITY
085187 02 AE8	EA SKIRT ASM - RECLINER CELEBRITY
089368 01 000	EA FRAME-CHAIR, REMOTE RECLINER
089368 02 000	EA FRAME-CABLE, REMOTE RECLINER
089368 03 000	EA FRAME-CABLE, REMOTE SLIDE
069246-02-000	EA ADJUSTER-SEAT/CHAIR, W/O LOCK - FORWARD & BACK
069246-05-700	EA SPRING-ADJUSTER, FOR REMOTE
069246-05-000	EA ADJUSTER-SEAT/CHAIR, W/REMOTE
069246-05-700	EA SPRING-ADJUSTER, FOR REMOTE
069246-05-701	EA CLIP-CABLE, FOR REMOTE
093481-03-000	EA TOP PLATE-PEDESTAL, W/LOCK
093482-01-000	EA SHROUD-PEDESTAL, 13" - PLASTIC - BLACK
093481-02-000	EA BASE-PEDESTAL, W/10" EXTENSION

1990 ITASCA
TABLE OF CONTENTS

INTRODUCTION	A-01 - A-02
ABBREVIATIONS	A-03
ALPHABETICAL INDEX	A-04 - A-06
ICN25RC	A-07 - F-12
ICN27RT	F-13 - K-16

1990 ICN27RT INDEX

FLOOR PLAN	F-13 - F-14
ACCESSORIES	F-15 - F-24
BATH	G-01 - G-02
BEDROOM	G-03 - G-06
CHASSIS	G-07 - G-16
C C & PAD	G-17 - H-02
DINETTE	H-03 - H-06
DRIVERS	H-07 - H-10
ELECTRICAL	H-11 - H-16
EXTERIOR BODY	H-17 - I-04
GALLEY	I-05 - I-14
HEATING & A/C	I-15 - I-18
INTERIOR FINISH	I-19 - I-23
LABEL	I-24 - J-08
LP	J-09
LOUNGE	J-10 - J-11
SEALANTS & FASTENERS	J-12 - J-14
WATER & SEWAGE	J-15 - J-19
WINDOW, VENT AND EXTERIOR DOOR	J-20 - K-16

CURTAIN, CUSHION & PAD GROUP (CONTINUED)

CURTAIN TRACKS AND HARDWARE

KEY PART NUMBER	U/M	DESCRIPTION
097919-04-01A	EA	TRACK-CURTAIN, WRAPAROUND - DRIVER - OFF WHITE
097919-03-01A	EA	TRACK-CURTAIN, WRAPAROUND - PASSENGER - OFF WHITE
097625-01-000	EA	HOOK-DRAPERY
048394-02-000	YD	VELCRO TAPE-HOOK, ADHESIVE BACK - 75" WIDE - BEIGE
029092-01-000	EA	STUD-NICKEL FINISH-8031
029093-01-000	EA	EYELET-NICKEL FINISH-8041
029094-05-000	YD	TAPE-LOOP, 50 WIDE,BEIGE
086276-01-000	EA	TAPE-DOUBLE SIDED, 1/2"
087253-01-000	EA	PULL-ROLLER SHADE, PLASTIC - CLEAR
096843-01-000	EA	SPRING-REWIND, ROLLER SHADE
084434-01-000	EA	BRACKET-MOUNTING, ROLLER SHADE - 1 3/8"
089916-01-000	EA	MOUNT-WINDOW LEG, BLACK
083170-01-000	EA	BRACKET-BLIND, REAR
083170-02-000	EA	BRACKET-BLIND, FRONT
097565-01-000	EA	BRACKET-MOUNTING, BLIND
093475-01-700	EA	WAND-BLIND, W/METAL CLIP - 8" LONG
093475-01-701	EA	END CAP-BLIND, W/STUD
095591-02-000	EA	BRACKET-BLIND, HOLD-DOWN - W/PIN
059797-02-000	EA	SHELL-BUTTON, PLASTIC - # 30
069734-01-000	EA	BACK-BUTTON, DURASNAP - # 30
078155-01-000	EA	STRAP-BACK CUSHION, SNAP
029155-01-000	EA	CAP-SNAP, NICKEL
029156-01-000	EA	SOCKET-SNAP FASTENER, NICKEL
079946-08-000	EA	TRACK-CURTAIN,WRAPAROUND
094396-01-000	EA	TRACK-CURTAIN,WRAPAROUND
091904-01-000	EA	TRACK-CURTAIN,LT BEIGE
009700-04-002	EA	EXTR-O/W.ROD-L 195 5"
088792-01-000	FT	VELCRO-5/8" HOOK, NON-ADHES
088792-02-000	FT	VELCRO-3/4" LOOP, ADHESIVE
088792-03-000	FT	VELCRO-3/4" LOOP, TEM/TAC
076827-01-000	EA	BRACKET-CURTAIN,WOVENWOOD RT
076827-02-000	EA	BRACKET-CURTAIN,WOVENWOOD
056003-01-000	EA	BRACKET-DRAPERY,RETAINER RIGHT
056003-02-000	EA	BRACKET-DRAPERY,RETAINER LEFT
084432-06-000	EA	SLAT,PLAS ROLLER SHADE 96"
084461-09-000	EA	CURTAIN ASM-SHOWER,VINYL

CURTAIN, CUSHION & PAD GROUP (CONTINUED)

FABRICS AND TRIMS

KEY PART NUMBER	U/M	DESCRIPTION
096008-28-000	YD	FABRIC-PLAIN ACCENT UPHOLSTERY - - 54" BLUE/DESERT (AE6,AE8)
096008-18-000	YD	FABRIC-UPHOLSTERY,MAIN - BLUE (AE6)
096008-37-000	YD	FABRIC-UPHOLSTERY,PATTERN ACCENT - BLUE (AE6)
096008-19-000	YD	FABRIC-UPHOLSTERY,MAIN - MAUVE (AE7)
096008-23-000	YD	FABRIC-UPHOLSTERY,PATTERN ACCENT - MAUVE (AE7)
096008-30-000	YD	FABRIC-UPHOLSTERY,PLAIN ACCENT - ROSE (AE7)
096008-20-000	YD	FABRIC-UPHOLSTERY, DESERT (AE8)
096008-35-000	YD	FABRIC-UPHOLSTERY, (STEEL BLUE) (AE8)
072333-70-000	YD	FABRIC-DRAPERY,CHROME (AE6,AE8)
072333-71-000	YD	FABRIC-DRAPERY,CHANTILLY,(ROSE) (AE6,AE7)
072333-72-000	YD	FABRIC-DRAPERY,SUEDE (AE8)
088273-41-000	YD	FABRIC-BEDSPREAD,ICE (AE6,AE7)
088273-40-000	YD	FABRIC-BEDSPREAD,#31 NATURAL (AE8)
077484-01-000	YD	VINYL-SMOKE (AE6,AE7,AE8)
079680-01-000	YD	VINYL-BEIGE 54" WIDE (AE6,AE7,AE8)
079680-09-000	YD	VINYL-OFF WHITE 54" WIDE (AE6,AE7,AE8)
075244-02-000	YD	VINYL-SHOWER CURTAIN LINER
103907-01-01A	YD	VINYL-EXPANDED MADRID O/W
079680-01-000	YD	VINYL-EXPANDED 26 OZ BUCKSKN
079349-03-AE6	YD	WELT ASM-PATTERNED ACCENT (AE6)
079349-01-AD1	YD	WELT ASM-ACCENT FABRIC (AE7)
079349-03-AE7	YD	WELT ASM-PATTERNED ACCENT (AE7)
079349-01-AA1	YD	WELT ASM-ACCENT FABRIC (AE8)
079349-04-AA1	YD	WELT ASM-NARROW,ACCENT (AE8)
079349-01-AA1	YD	WELT ASM-ACCENT FABRIC (AE6,AE8)
088273-42-000	SY	FABRIC - BLACKOUT & WRAPAROUND - PARCHMENT
087272-01-000	YD	DRAPERY LINING-48" IVORY
081926-01-000	YD	BACKING-QUILTING,MATRESS COVER-WHITE
029012-01-000	BF	FOAM-ROLLED-3/8" - 72" WIDE
088792-01-000	YD	VELCRO-5/8" HOOK, NON-ADHES
088792-02-000	YD	VELCRO-3/4" LOOP, ADHESIVE

BUNK CUSHION

KEY PART NUMBER	U/M	DESCRIPTION
079145-05-000	EA	CUSHION-BUNK
M79145-05-000	EA	COVER, CUSHION - BUNK

SEATBELT

KEY PART NUMBER	U/M	DESCRIPTION
007021-01-000	EA	BELT-SEAT, 2" X 90" - BLACK
057759-01-000	EA	WASHER BRACKET-SEAT BELT, 4" DIAMETER
000D44-07-00B	EA	NUT-HEX, SER FLG LK - 7/16-20 ZN

1990 ITASCA
TABLE OF CONTENTS

INTRODUCTION	A-01 -	A-02
ABBREVIATIONS		A-03
ALPHABETICAL INDEX	A-04 -	A-06
ICN25RC	A-07 -	F-12
ICN27RT	F-13 -	K-16

1990 iCN27RT INDEX

FLOOR PLAN	F-13 -	F-14
ACCESSORIES	F-15 -	F-24
BATH	G-01 -	G-02
BEDROOM	G-03 -	G-06
CHASSIS	G-07 -	G-16
C C & PAD	G-17 -	H-02
DINETTE	H-03 -	H-06
DRIVERS	H-07 -	H-10
ELECTRICAL	H-11 -	H-16
EXTERIOR BODY	H-17 -	I-04
GALLEY	I-05 -	I-14
HEATING & A/C	I-15 -	I-18
INTERIOR FINISH	I-19 -	I-23
LABEL	I-24 -	J-08
LP		J-09
LOUNGE	J-10 -	J-11
SEALANTS & FASTENERS	J-12 -	J-14
WATER & SEWAGE	J-15 -	J-19
WINDOW, VENT AND		
EXTERIOR DOOR	J-20 -	K-16

CURTAIN, CUSHION & PAD GROUP (CONTINUED)

DRIVER & PASSENGER BUCKET SEATS

KEY PART NUMBER	U/M	DESCRIPTION
093456 05 AE6	EA	SEAT-ROYALE II,W/HEADREST
093456 05 AE7	EA	SEAT-ROYALE II,W/HEADREST
093456 05 AE8	EA	SEAT-ROYALE II,W/HEADREST
FROM 09-18-89 THRU 99-99-99		
093456 06 AE8	EA	SEAT-ROYALE II,W/HEADREST
FROM 00-00-00 THRU 09-17-89		
M03445 18 AE6	EA	COVER ASM-ROYALE II SEAT
M03445 18 AE7	EA	COVER ASM-ROYALE II SEAT
M03445 18 AE8	EA	COVER ASM-ROYALE II SEAT
FROM 09-18-89 THRU 99-99-99		
M03445 05 AE8	EA	COVER ASM-ROYALE II SEAT
FROM 00-00-00 THRU 09-17-89		
M03445 19 AE6	EA	COVER ASM-ROYALE II BACK
M03445 19 AE7	EA	COVER ASM-ROYALE II BACK
M03445 19 AE8	EA	COVER ASM-ROYALE II BACK
FROM 09-18-89 THRU 99-99-99		
M03445 06 AE8	EA	COVER ASM-ROYALE II BACK
FROM 00-00-00 THRU 09-17-89		
080243 32 AA1	EA	ARMREST ASM-RT ROYALE (AE5 AE8)
M080243 32 AA1	EA	COVER ASM-ARM RT ROYALE (AE5 AE8)
080243 33 AA1	EA	ARMREST ASM-LT ROYALE (AE5 AE8)
M080243 33 AA1	EA	COVER ASM-ARM LT ROYALE (AE5 AE8)
080243 32 AD1	EA	ARMREST ASM-RT ROYALE (AE7)
M080243 32 AD1	EA	COVER ASM-ARM RT ROYALE (AE7)
080243 33 AD1	EA	ARMREST ASM-LT ROYALE (AE7)
M080243 33 AD1	EA	COVER ASM-ARM LT ROYALE (AE7)
085268 02 AE6	EA	HEADREST ASM-STRATON (AE6)
M085268 02 AE6	EA	COVER ASM-HEADREST STRATON (AE6)
085268 02 AE7	EA	HEADREST ASM-STRATON (AE7)
M085268 02 AE7	EA	COVER ASM-HEADREST STRATON (AE7)
085268 02 AE8	EA	HEADREST ASM-STRATON (AE8)
FROM 09-18-89 THRU 99-99-99		
M085268 02 AE8	EA	COVER ASM-HEADREST STRATON (AE8)
FROM 09-18-89 THRU 99-99-99		
085268 01 AA1	EA	HEADREST ASM-STRATON (AE8)
FROM 00-00-00 THRU 09-17-89		
M085268 01-AA1	EA	COVER ASM-HEADREST STRATON (AE8)
FROM 00-00-00 THRU 09-17-89		
071126 24 AA1	EA	SKIRT ASM-(AE6 AE8)
M71126 24 AA1	EA	COVER ASM-SKIRT-(AE6 AE8)
071126 24 AD1	EA	SKIRT ASM-SGL-(AE7)
M71126 24 AD1	EA	COVER ASM-SKIRT-(AE7)
081361 01 000	EA	ROD ARMREST METAL
089368 04 000	EA	FRAME-CABLE, REMOTE SWIVEL
069246 02 000	EA	ADJUSTER-BUCKET SEAT W/O LOCK FORWARD AND BACK
069246 05 700	EA	SPRING-ADJUSTER FOR REMOTE
069246 01 000	EA	ADJUSTER-SEAT CHAIR W/LOCK
069585 29 000	EA	BAR-SEAT BELT BUCKET SEATS - 20"
093481 02 000	EA	PEDESTAL-10" SUB PLATE
093481 03 000	EA	TOP PLATE-PEDESTAL BUCKET SEAT - W/O SEATBELT BAR
069585 08 000	EA	BASE BUCKET SEAT BOLTS TO FLOOR - VERTICAL 8"
092759 01 000	EA	PEDESTAL-TELESCOPING PASSENGER
092759 01 700	EA	POWER HEAD F/TELESCOPING PEDESTAL
092759 02 000	EA	PEDESTAL-TELESCOPING

CURTAIN, CUSHION & PAD GROUP (CONTINUED)

DRIVERS POWERED SEAT OPTION L63M

KEY PART NUMBER	U/M	DESCRIPTION
069585-39-000	EA	PLATE-TOP, BUCKET SEAT - POWERED
071126 26 AE6	EA	SKIRT ASM-POWER SEAT (AE6,AE8)
071126 26 AE7	EA	SKIRT ASM-POWER SEAT (AE7)
081373-03-000	EA	UNIT-POWER, BUCKET SEAT - 6 WAY
081373-01-700	EA	SWITCH-CONTROL, W/L BRACKET
069585-37-000	EA	PLATE-SUB, VERTICAL - 5"
096808-01-000	EA	SPACER-PEDESTAL, DRIVER

1990 ITASCA
TABLE OF CONTENTS

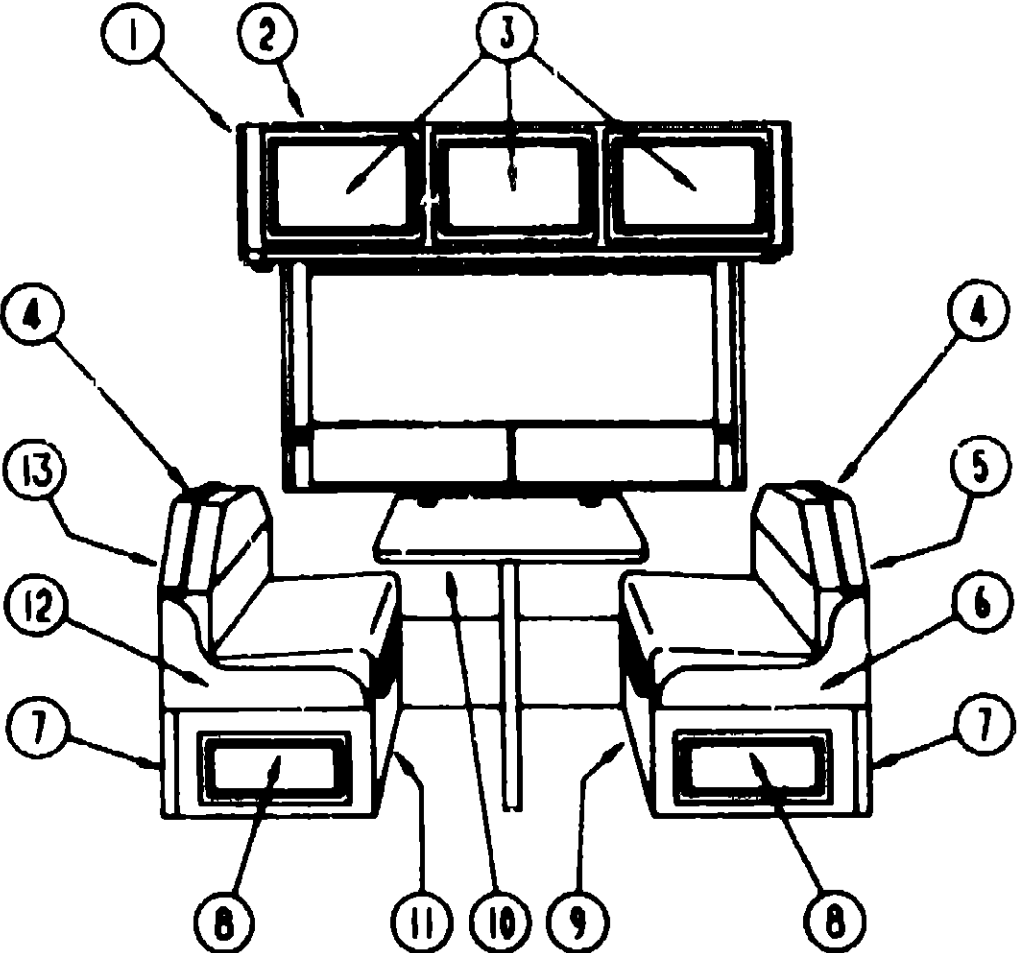
INTRODUCTION	A-01	A-02
ABBREVIATIONS		A-03
ALPHABETICAL INDEX	A-04	A-06
ICN25HC	A-07	F-12
ICN27RT	F-13	K-16

1990 ICN27RT INDEX

FLOOR PLAN	F-13	F-14
ACCESSORIES	F-15	F-24
BATH	G-01	G-02
BEDROOM	G-03	G-08
CHASSIS	G-07	G-16
C C & PAD	G-17	H-02
DINETTE	H-03	H-06
DRIVERS	H-07	H-10
ELECTRICAL	H-11	H-16
EXTERIOR BODY	I-17	I-04
GALLEY	I-05	I-14
HEATING & A/C	I-15	I-18
INTERIOR FINISH	I-19	I-23
LABEL	I-24	J-08
LP		J-09
LOUNGE	J-10	J-11
SEALANTS & FASTENERS	J-12	J-14
WATER & SEWAGE	J-15	J-19
WINDOW, VENT AND		
EXTERIOR DOOR	J-20	K-16

DINETTE GROUP

DINETTE GROUP (CONTINUED)
OVERHEAD CABINET W/ LIGHT, SPEAKER & RECEPTACLE CONT



OVERHEAD CABINET W/ LIGHT, SPEAKER & RECEPTACLE

KEY PART NUMBER	U/M DESCRIPTION
8 M88304-21-X08	EA DOOR - CABINET SEATBASE 10" X 19.1" FROM: 10-12-89 THRU: 99-99-99
9 M04070-01-AB6	EA CABINET-SEATBASE, FRONT - W/O DOORS OR HARDWARE OR SEAT PADS
10 M02115-09-AA9	EA TABLE-DINETTE, W/O HARDWARE (AE6, AE7)
10 M02115-09-AA8	EA TABLE-DINETTE, W/O HARDWARE (AE8)
11 M04070-03-AB6	EA CABINET-SEATBASE, REAR - W/O DOORS OR HARDWARE OR SEAT PADS
12 098432-02-AC2	EA PAD-SEAT EDGE, DINETTE - REAR (AE6) FROM: 07-15-89 THRU: 99-99-99
12 098432-02-AF2	EA PAD-SEAT EDGE, DINETTE - REAR (AE7) FROM: 07-15-89 THRU: 99-99-99
12 098432-02-AE8	EA PAD-SEAT EDGE, DINETTE - REAR (AE8) FROM: 00-00-00 THRU: 09-17-89
12 098432-02-AC2	EA PAD-SEAT EDGE, DINETTE - REAR (AE8) FROM: 09-18-89 THRU: 99-99-99
13 M04089-03-AE6	EA CABINET-BACKREST, REAR - W/O DOORS OR HARDWARE
070578-01-AC2	EA BUTTON-SCREW STUD, #30 (AE6)
070578-01-AE5	EA BUTTON-SCREW STUD, #30 (AE7)
070578-01-AC2	EA BUTTON-SCREW STUD, #30 (AE7)

1990 ITASCA
TABLE OF CONTENT'S

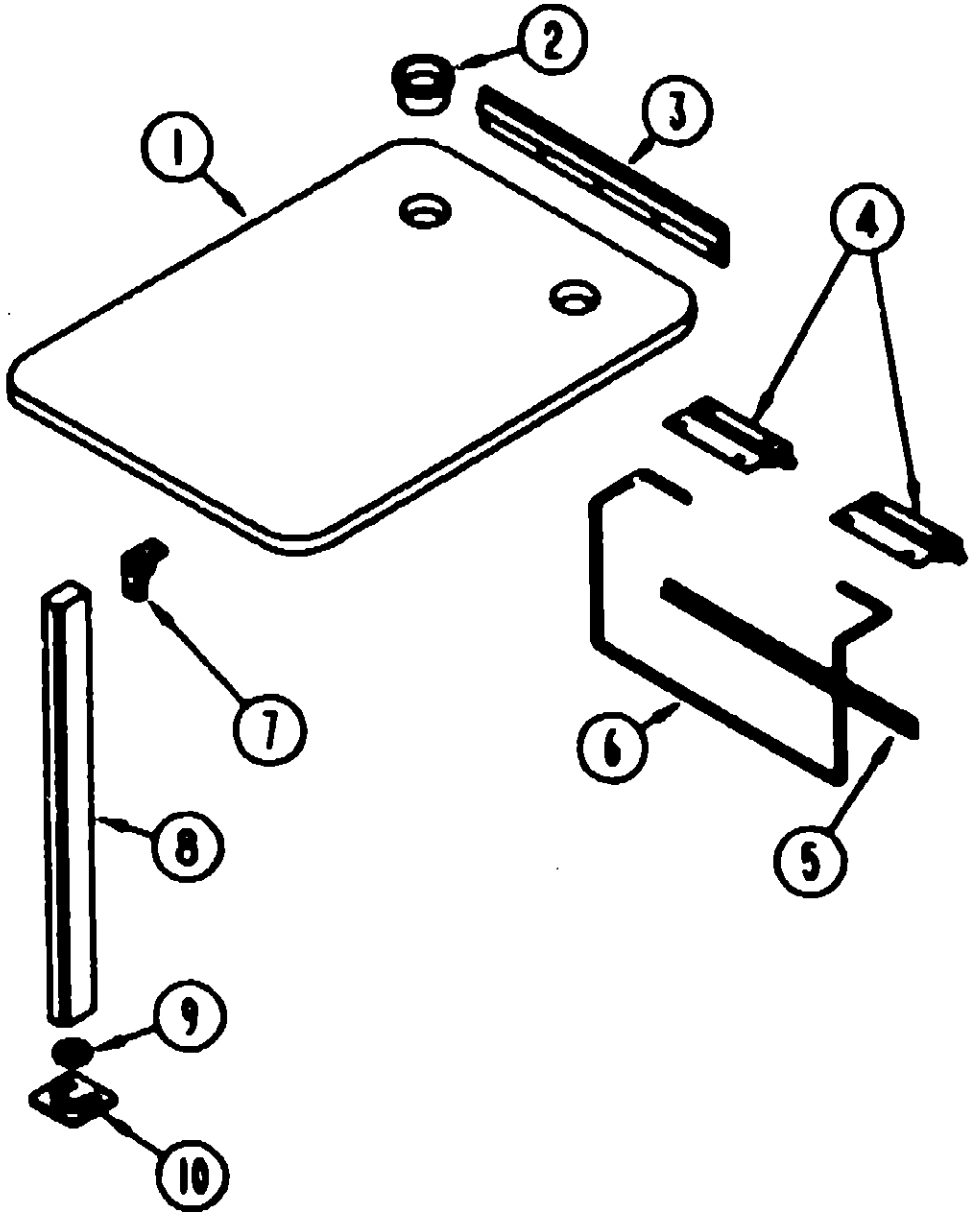
INTRODUCTION	A-01 - A-02
ABBREVIATIONS	A-03
ALPHABETICAL INDEX	A-04 - A-06
ICN25RC	A-07 - F-12
ICN27RT	F-13 - K-16

1990 ICN27RT INDEX

FLOOR PLAN	F-13 - F-14
ACCESSORIES	F-15 - F-24
BATH	G-01 - G-02
BEDROOM	G-03 - G-06
CHASSIS	G-07 - G-16
C C & PAD	G-17 - H-02
DINETTE	H-03 - H-06
DRIVERS	H-07 - H-10
ELECTRICAL	H-11 - H-16
EXTERIOR BODY	H-17 - I-04
GALLEY	I-05 - I-14
HEATING & A/C	I-15 - I-18
INTERIOR FINISH	I-19 - I-23
LABEL	I-24 - J-08
LP	J-09
LOUNGE	J-10 - J-11
SEALANTS & FASTENERS	J-12 - J-14
WATER & SEWAGE	J-15 - J-19
WINDOW, VENT AND EXTERIOR DOOR	J-20 - K-16

KEY PART NUMBER	U/M DESCRIPTION
1 082747-01-Y10	EA END CAP-CABINET, OVERHEAD - FRONT
2 M07072-01-AE6	EA CABINET-OVERHEAD, DINETTE - W/O DOORS OR HARDWARE
3 M88304-A9-X08	EA DOOR-CABINET, W/O HARDWARE - 14.4" X 21 9"
4 098454-01-AC1	EA PAD-BACKREST TOP, DINETTE (AE6) FROM: 07-15-89 THRU: 99-99-99
4 098454-01-AF2	EA PAD-BACKREST TOP, DINETTE (AE7) FROM: 07-15-89 THRU: 99-99-99
4 098454-01-AE8	EA PAD-BACKREST TOP, DINETTE (AE8) FROM: 00-00-00 THRU: 09-17-89
4 098454-01-AC2	EA PAD-BACKREST TOP, DINETTE (AE8) FROM: 09-18-89 THRU: 99-99-99
5 M04089-01-AB6	EA CABINET-BACKREST, FRONT - W/O DOORS OR HARDWARE
6 098432-01-AC2	EA PAD-SEAT EDGE, DINETTE - FRONT (AE6) FROM: 07-15-89 THRU: 99-99-99
6 098432-01-AF2	EA PAD-SEAT EDGE, DINETTE - FRONT (AE7) FROM: 07-15-89 THRU: 99-99-99
6 098432-01-AE8	EA PAD-SEAT EDGE, DINETTE - FRONT (AE8) FROM: 00-00-00 THRU: 09-17-89
6 098432-01-AC2	EA PAD-SEAT EDGE, DINETTE - FRONT (AE8) FROM: 09-18-89 THRU: 99-99-99
7 098433-01-AC2	EA PAD-SEATBASE EDGE, DINETTE (AE6) FROM: 07-15-89 THRU: 99-99-99
7 098433-01-AF2	EA PAD-SEATBASE EDGE, DINETTE (AE7) FROM: 07-15-89 THRU: 99-99-99
7 098433-01-AE8	EA PAD-SEATBASE EDGE, DINETTE (AE8) FROM: 00-00-00 THRU: 09-17-89
7 098433-01-AC2	EA PAD-SEATBASE EDGE, DINETTE (AE8) FROM: 09-18-89 THRU: 99-99-99
8 M88309-08-AE1	EA DOOR - CABINET SEATBASE 10" X 19.1" FROM: 00-00-00 THRU: 10-11-89

DINETTE GROUP (CONTINUED)



KEY PART NUMBER	U/M DESCRIPTION
1 M02115-08-AA9	EA TABLE-DINETTE, W/O HARDWARE (AE6, AE7)
1 M02115-08-AA8	EA TABLE-DINETTE, W/O HARDWARE (AE8)
004354-01-000	EA BUMPER-CABINET DOOR, RUBBER - BROWN
2 064781-05-000	EA HOLDER-CUP, TWO STEP - BEIGE
3 053200-09-000	EA SUPPORT-TABLE, 23 5" BEIGE
4 068410-01-000	EA BRACKET-LIFT, TABLE MOUNTED - BEIGE
5 024281-07-000	EA BRACKET-LIFT ROD LOWER WALL MOUNTED - BEIGE
6 024275-05-000	EA ROD-TABLE LIFT, 8' X 18 5' - BEIGE
7 093550-01-000	EA BRACKET-FOLDING LEG
8 092708-01-Y15	EA LEG-TABLE
9 092593-01-04A	EA CATCH-TABLE LEG, BEIGE
10 049493-08-000	EA FLOOR CATCH - TABLE LEG - TAN

DINETTE TABLE & COMPONENTS

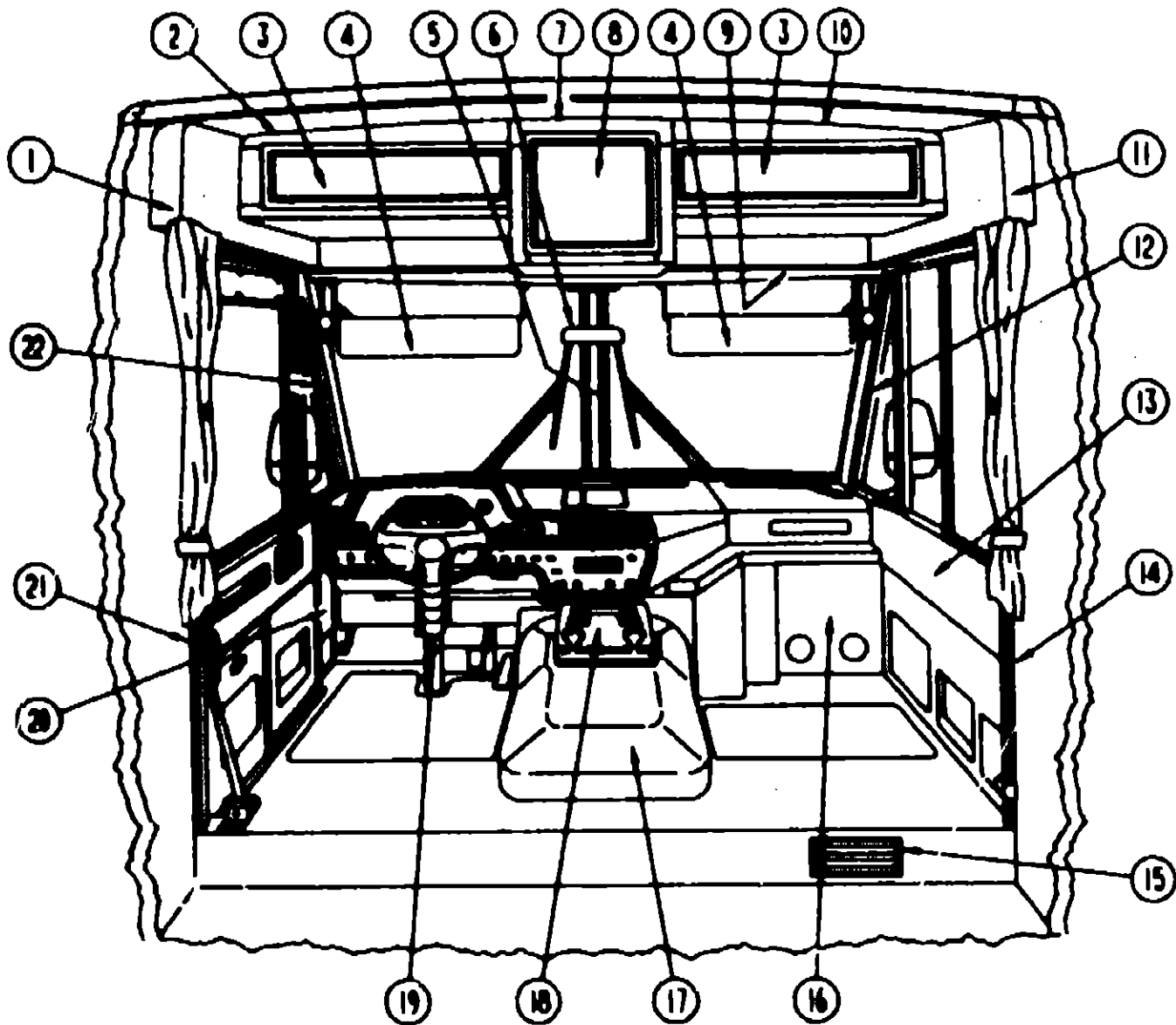
1980 ITASCA
TABLE OF CONTENTS

INTRODUCTION	A-01 - A-02
ABBREVIATIONS	A-03
ALPHABETICAL INDEX	A-04 - A-06
ICN25RC	A-07 - F-12
ICN27RT	F-13 - K-16

1980 ICN27RT INDEX

FLOOR PLAN	F-13 - F-14
ACCESSORIES	F-15 - F-24
BATH	G-01 - G-02
BEDROOM	G-03 - G-08
CHASSIS	G-07 - G-16
C C & PAD	G-17 - H-02
DINETTE	H-03 - H-06
DRIVERS	H-07 - H-10
ELECTRICAL	H-11 - H-16
EXTERIOR BODY	H-17 - I-04
GALLEY	I-05 - I-14
HEATING & A/C	I-15 - I-18
INTERIOR FINISH	I-19 - I-23
LABEL	I-24 - J-08
LP	J-09
LOUNGE	J-10 - J-11
SEALANTS & FASTENERS	J-12 - J-14
WATER & SEWAGE	J-15 - J-19
WINDOW, VENT AND	
EXTERIOR DOOR	J-20 - K-16

DRIVERS COMPARTMENT GROUP



DRIVERS COMPARTMENT

KEY PART NUMBER	U/M DESCRIPTION
1 092471-02-01A	EA TRIM-SIDE, UPPER DRIVER - OFF WHITE - 33 1/4"
1 092472-01-01A	EA TRIM-SIDE, LOWER - DR & PASS - 15 5' LONG - OFF WHITE
2 M97169-02-AE6	EA CABINET ASM-OVERHEAD,FRONT,LEFT
3 M88304-03-X78	EA DOOR ASM - W/O HARDWARE, 180 MM X 640 MM
4 082286-05-Y35	EA SUNVISOR-DRIVER OR PASSENGER - OFF WHITE
000G39-10-12C	EA SCREW-SF/DR, 10-16 X 3/4 PPH - BLACK
007211-01-000	EA HINGE-SUNVISOR
074012-01-000	EA CLIP-SUNVISOR, SQUARE - PINCH ON
102377-01-000	EA MOUNT-SUNVISOR, CLIP TYPE - BLACK
5 077114-08-000	EA COVER-CENTER PILLAR, WINDSHIELD - SLATE
5 077114-02-000	EA COVER-CENTER PILLAR, WINDSHIELD - SLATE - UNCLIT
6 040714-01-700	EA MIRROR INSIDE REAR VIEW KIT
7 M98974-01-AE6	EA CABINET ASM, CENTER OVERHEAD
7 098974-01-AB6	EA CABINET ASM, TV CENTER OVERHEAD
8 M88304-E2-AE6	EA DOOR ASM- CENTER OVERHEAD W/O HARDWARE, 290 MM X 0410 MM
9 093884-01-700	EA HEADLINER-FRONT, PLASTIC - OFF WHITE
10 M97169-01-AE6	EA CABINET ASM-OVERHEAD,FRONT,RIGHT

DRIVERS COMPARTMENT GROUP (CONTINUED)

DRIVERS COMPARTMENT CONT

KEY PART NUMBER	U/M DESCRIPTION
11 092471-01-01A	EA TRIM-SIDE, UPPER PASSENGER - OFF WHITE - 33 1/4"
11 092472-01-01A	EA TRIM-SIDE, LOWER - DR & PASS - 15 5' LONG - OFF WHITE
12 092584-01-02A	EA COVER-A PILLAR, PASSENGER - SLATE
13 092583-01-02A	EA PANEL-KICK, LOWER PASSENGER SIDE - SLATE
14 097240-01-01A	EA COVER-B PILLAR, PASS - 58" X 2 1" - PLASTIC - OFF WHITE
092585-01-02A	EA COVER-HINGE PILLAR, PASSENGER - SLATE
15 093614-01-01A	EA GRILLE-RETURN AIR, FURNACE - 15 6" X 7 6" - BROWN
16 095757-01-AE6	EA COVER-HEATER, W/2 LOUVERED OUTLETS - 10 2" X 17 5" - AE6
16 095757-01-AE7	EA COVER-HEATER, W/2 LOUVERED OUTLETS - 10 2" X 17 5" - AE7
16 095757-01-AE8	EA COVER-HEATER, W/2 LOUVERED OUTLETS - 10 2" X 17 5" - AE8
17 097552-01-000	EA COVER-MOTOR W/O CARPET
075584-01-000	EA BRACKET-MOUNTING, MOTOR COVER
092406-01-000	EA TRIM-MOTOR COVER, ALUMINUM
039623-01-000	FT SEAL-MOTOR COVER, RUBBER BULB TYPE - BLACK
18 098133-01-AE6	EA TRAY-BEVERAGE, WOOD
098911-01-01A	EA INSERT-BEVERAGE TRAY
M04032-01-AB1	EA DOWEL-WOOD STAINED
19 078245 01 000	EA BOOT-STEERING COLUMN
20 092583-02-02A	EA PANEL-KICK, LOWER DRIVER SIDE - SLATE
21 097239-01-01A	EA COVER-B PILLAR, DR - 58" X 2 2" - PLASTIC - OFF WHITE
091990-01-01A	EA SEAT BELT-SHOULDER HARNESS - DRIVERS/PASSENGERS - BLACK
091990-01-700	EA BOLT COVER
091990-02-01A	EA BRACKET-SEAT BELT, DRIVERS - FLOOR MOUNT
092585-02-02A	EA COVER-HINGE PILLAR, DRIVER - SLATE
093899-02-000	EA PLATE-STRIKER BOLT
22 092584-02-02A	EA COVER-A PILLAR, DRIVER - SLATE
081201-02-000	EA MAT-FLOOR, FRONT - DRIVER
081202-02-000	EA MAT-FLOOR, FRONT - PASSENGER
093660-01-000	EA LOCKBOX ASM
093601-01-000	EA LOCK-SECURITY LOCK BOX

CANADIAN OPTION L266 ,L27E - FORD & CHEVY

KEY PART NUMBER	U/M DESCRIPTION
094794-02-000	EA CLUSTER-INSTRUMENT, KILOMETER - FORD CHASSIS-10849-BB NOT IN THIS OPTION AFTER 11-04-90
094796-01-000	EA CLUSTER-INSTRUMENT PANEL, KILOMETERS - GAS - GM# 25088535 FROM 00-00-00 THRU 11-04-90
094796-03-000	EA CLUSTER-INSTRUMENT PANEL, KILOMETERS - GAS - GM# 16138135 FROM 00-00-00 THRU 11-04-90
100158-01-000	EA WIRE ASM-DAYTIME RUNNING LIGHTS
100159-01-000	EA WIRE ASM-DAYTIME RUNNING LIGHTS, W/FUSE

1990 ITASCA
TABLE OF CONTENTS

INTRODUCTION	A-01 - A-02
ABBREVIATIONS	A-03
ALPHABETICAL INDEX	A-04 - A-06
ICN25RC	A-07 - F-12
ICN27RT	F-13 - K-16

1990 ICN27RT INDEX

FLOOR PLAN	F-13 - F-14
ACCESSORIES	F-15 - F-24
BATH	G-01 - G-02
BEDROOM	G-03 - G-06
CHASSIS	G-07 - G-16
C C & PAD	G-17 - H-02
DINETTE	H-03 - H-06
DRIVERS	H-07 - H-10
ELECTRICAL	H-11 - H-16
EXTERIOR BODY	H-17 - I-04
GALLEY	I-05 - I-14
HEATING & A/C	I-15 - I-18
INTERIOR FINISH	I-19 - I-23
LABEL	I-24 - J-06
LP	J-09
LOUNGE	J-10 - J-11
SEALANTS & FASTENERS	J-12 - J-14
WATER & SEWAGE	J-15 - J-19
WINDOW, VENT AND	
EXTERIOR DOOR	J-20 - K-16

DRIVERS COMPARTMENT GROUP (CONTINUED)

DRIVERS COMPARTMENT GROUP (CONTINUED)

DASH & COMPONENTS

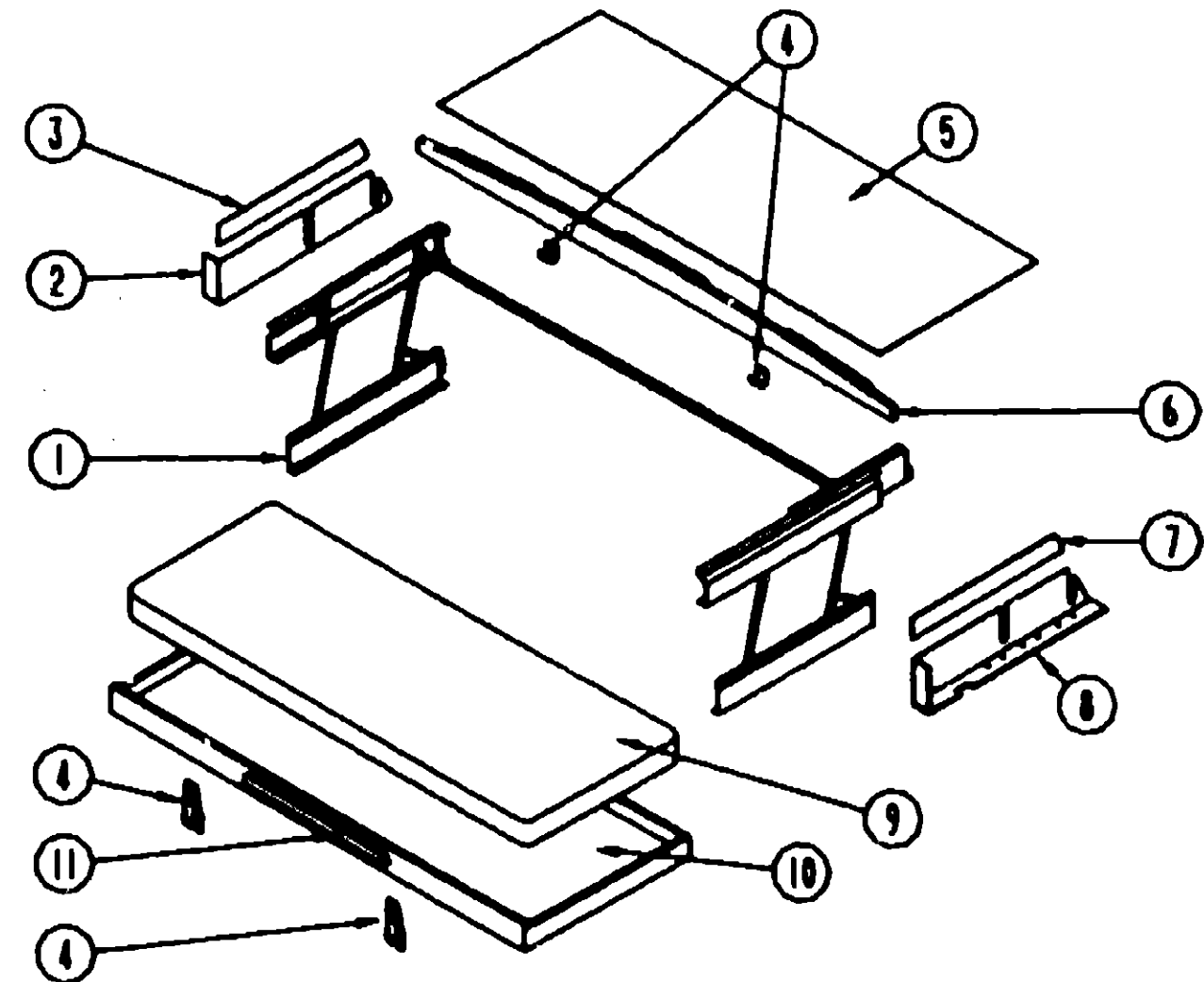
1990 ITASCA

TABLE OF CONTENTS

INTRODUCTION	A-01 -	A-02
ABBREVIATIONS		A-03
ALPHABETICAL INDEX	A-04 -	A-06
ICN25RC	A-07 -	F-12
ICN27RT	F-13 -	K-16

1990 ICN27RT INDEX

FLOOR PLAN	F-13 -	F-14
ACCESSORIES	F-15 -	F-24
BATH	G-01 -	G-02
BEDROOM	G-03 -	G-06
CHASSIS	G-07 -	G-16
C C & PAD	G-17 -	H-02
DINETTE	H-03 -	H-06
DRIVERS	H-07 -	H-10
ELECTRICAL	H-11 -	H-16
EXTERIOR BODY	H-17 -	I-04
GALLEY	I-05 -	I-14
HEATING & A/C	I-15 -	I-18
INTERIOR FINISH	I-19 -	I-23
LABEL	I-24 -	J-06
LP		J-09
LOUNGE	J-10 -	J-11
SEALANTS & FASTENERS	J-12 -	J-14
WATER & SEWAGE	J-15 -	J-19
WINDOW, VENT AND		
EXTERIOR DOOR	J-20 -	K-16



FRONT BUNK-SINGLE

KEY PART NUMBER

076867-01-000
076867-02-000
076872-01-000
077001-01-000
024990-03-000
076783-02-000
076788-02-000
076788-03-000
076788-04-000
076797-02-000

076797-03-000

079364-01-000
077031-01-000
077031-02-000
077069-02-000
077075-01-000
077075-02-000
079382-01-000
081087-01-000
081377-01-700
081914-01-000
085252-02-Y33
086272-02-000
086273-01-000
086273-01-700
086285-01-000
087201-01-000
090979-01-000
091930-02-000

091930-03-000

093921-01-000
097372-01-01A
097372-05-01A
097372-06-01A
097372-07-01A
097372-08-01A
076788-01-000
088476-01-000
077407-01-000
024460-04-000
078245-01-000
076734-04-000
096241-03-000
086294-01-000
097372-04-01A

U/M DESCRIPTION

EA BRACKET-V, LIPPED - 3.5" X 1" - STEEL - W/O SCREW HOLES
EA BRACKET-V, LIPPED - 8.4" X 1" - STEEL - W/SCREW HOLES
EA BRACKET-V, LIPPED - 2.7" X 1" - STEEL - W/O SCREW HOLES
EA ANGLE-MOUNTING, ROOF PANEL - V ANGLE - 3" X 2.4" X 1.5"
EA OUTLET-DEFROSTER, WITH SWIVEL - 2" - GRAY
EA LOUVER/BEZEL-BLACK, 2 1/2"
EA CYLINDER-CARDBOARD, LAMP
EA LAMP PLATE
EA LAMP PLATE-TURN SIGNAL
EA PANEL-INSTRUMENT, W/LOUVER CUTOUT 15.5" X 2.5" BLACK-PASSENGER SIDE
FROM: 00-00-00 THRU: 06-03-90

EA PANEL-INSTRUMENT, W/LOUVER CUTOUT - 15.5" X 2.5" - BLACK
W/O BORDER - PASSENGER SIDE
FROM: 06-04-90 THRU: 99-99-99

EA SWITCH-ON/OFF ROCKER, BROWN
EA FILM-BLACK, 1" X 1.75"
EA FILM-AMBER, 1" X 1.75"
EA CABLE-ANTENNA, EXTENSION - 96"
EA GASKET-INSTRUMENT PANEL TO DEFROSTER PLENUM - 6" X 11 3/4" HOLE SIZE
EA GASKET-INSTRUMENT PANEL TO DEFROSTER PLENUM - 6" X 10 2" HOLE SIZE
EA SCREW-SOCKET, 8-18 X 1" - BLACK
EA LIGHT-INDICATOR, LVS 1436
EA ADHESIVE-CYANOACRYLATE, 10 GRAM TUBE
EA BUMPER-RUBBER, ROUND - 43" DIAMETER - BLACK
EA TOP-PADDED DASH, PASSENGER SIDE - VINYL - GRAY
EA SWITCH-ROCKER, 3 POSITION - DPDT
EA RELAY-BATTERY DISCONNECT
EA TERMINAL WIRE ASM
EA SPACER-NYLON, .5" OD X .25" ID
EA LIGHT-DUMP VALVE
EA PLUG-INSTRUMENT PANEL, 11.5 MM
EA DUCT-DEFROSTER, W/O SIDE OUTLET - ARA# 0571020
FROM: 00-00-00 THRU: 07-22-90

EA DUCT-DEFROSTER, W/O SIDE OUTLET - ARA 0571109
FROM: 07-23-90 THRU: 99-99-99

EA PLATE-MOUNTING, PEDESTAL
EA SWITCH-ON/OFF, SPST
EA SWITCH-ON/OFF/MOMENTARY
EA SWITCH-BLANK
EA SWITCH-ON/MOMENTARY (OFF)
EA SWITCH-ON/ON
EA SOCKET-MINI BAYONET LAMP, DASH
EA SOCKET-CONNECTOR
EA BRACKET-HOOD RELEASE CABLE
EA GAUGE-VACUUM
EA BOOT-STEERING COLUMN, VINYL - BLACK - CHEVY
EA TRAY-DASH PANEL, PASSENGER SIDE - PLASTIC - SLATE
EA SWITCH-BLANK
EA LIGHTER ASM-CIGARETTE
EA SWITCH - SPDT, MOM-OFF-MOM

KEY PART NUMBER

1 076760-02-000
076760-02-700
2 092471-02-01A
3 092472-02-01A
4 042541-04-000
092471-04-01A
042541-05-000
049465-04-000
075943-02-000
5 074497-10-000
093884-01-700
6 M93055-01-Y12
016604-03-000
7 092471-01-01A
8 092472-01-01A
9 079145-05-000
M79145-05-000
10 081717-04-Y12
11 094658-01-Y12

U/M DESCRIPTION

EA BUNK HARDWARE
EA SPRING-GAS-BUNK HARDWARE
EA TRIM-SIDE, UPPER DRIVER - OFF WHITE - 33 1/4"
EA TRIM-SIDE, SIDE - LOWER - 15.5" LONG - OFF WHITE
EA LATCH ASM-W/STRIKE, (2 SETS) - BRASS
EA TRIM-OVERHEAD, DRIVER SIDE - OFF WHITE
EA STRIKE-BRASS
EA SCREW, 10-16 X 1 PTH W/WASHER - BEIGE
EA BRACE-ANGLE, W/HOLES - 1" X 1.5" X 14" - ALUMINUM - BEIGE
SF PANELING-CEILING, 4' X 8' - INCREMENTS OF 32 SF
EA HEADLINER-FRONT, PLASTIC - OFF WHITE
EA BOARD-BUNK, TRIM - CEILING MOUNTED
EA BRACE-L/ANGLED, 2.5" - BEIGE
EA TRIM-SIDE, UPPER PASSENGER - OFF WHITE - 33 1/4"
EA TRIM-SIDE, LOWER - 15.5" LONG - OFF WHITE
EA CUSHION-BUNK, OVERHEAD - 30" X 73" X 4"
EA COVER-BUNK CUSHION, OVERHEAD - 30" X 73" X 4"
EA BED-BUNK, FRONT
EA HANDLE-BUNK, OAK

ELECTRICAL GROUP

ELECTRICAL CONVERSION OPTION

KEY PART NUMBER	U/M DESCRIPTION
008054-01-000	EA CORD-POWER, 10/3 WIRE - 30 AMP - 25'
000G11-08-088	EA SCREW, 8-18 X 1/2 PPH ZN
000G11-10-168	EA SCREW, 10-18 X 1 - PPH ZN
000G67-10-128	EA SCREW, 10-12 X 3/4 - PPH ZN
008026-01-000	FT WIRE-12/2, ROMEX - W/GROUND
008289-01-000	EA BOX-ELECTRIC, STEEL - 1/2" AND 3/4" KNOCKOUTS - 4" X 4"
008311-01-000	EA CONNECTOR-WIRE NUT, INSULATED - RED
008314-01-000	EA CONNECTOR-WIRE NUT, INSULATED - GRAY
008328-01-000	EA TERMINAL-RING, 12/10 WIRE - #10 STUD FIT
008331-01-000	EA TERMINAL-RING, TONGUE - #4 WIRE - 3/8" STUD - COPPER
008355-01-000	EA CONNECTOR-CABLE CLAMPING, 3/4"
008356-01-000	EA CONNECTOR-PLASTIC, 3/8" AVG
041853-01-000	FT CONDUIT-CONVOLUTE SLIT .50ID
073937-03-000	EA SWITCH-ROTARY SELECTOR, 3 DECK - A/C - CA20-USA892
073937-01-700	EA KNOB-ROTARY SWITCH-A/C SEL
074890-01-000	EA BOX-EXTENSION, STEEL - OPEN SIDES - 4" X 4" X 1 1/2"
008294-01-000	EA COVER-ELECTRICAL BOX, STEEL/BLANK - 4" X 4" - GRAY
091213-01-000	EA BOX-CIRCUIT BREAKER- W/KNOCKOUTS - 5 3" X 11.8" X 2 5"
092615-01-000	EA CONVERTER-40 AMP, W/CHARGER - B-W 32400P
094809-01-000	EA LOAD CENTER-240 VOLT, 125 AMP
094810-01-000	EA CIRCUIT BREAKER-DOUBLE 30 AMP, GE THOL2130
094811-01-000	EA CIRCUIT BREAKER-DOUBLE 20 AMP, GE THOL2120

CANADIAN OPTION L286

KEY PART NUMBER	U/M DESCRIPTION
008089-02-000	EA LIGHT-PORCH, RECESSED - CANADIAN
008089-01-700	EA LENS-LIGHT, RECESSED - PORCH
008052-01-000	EA CORD-POWER-10-3 30A 25FT CSA
008289-02-000	EA BOX-ELEC-STL 4X4 1/2&3/4 CSA X
067762-02-000	EA CONVERTER-40AMP,W/CHARGER
083209-06-000	EA CIRCUIT BREAKER-30/15,120V
083210-02-000	EA CIRCUIT BREAKER-GFI,15A,120V
093257-01-000	EA BOX-ELEC,CIRCUIT BREAKER
008294-02-000	EA COVER-PLT-BLN STL 4X4 CAN
091910-01-000	EA BOX-ELEC,PLAS J 75X3 50X1.75
091927-01-000	EA COVER-RECEPTACLE,DOUBLE,IVORY

INTERIOR LIGHTS

KEY PART NUMBER	U/M DESCRIPTION
091937-04-000	EA LIGHT-FLUORESCENT, 12 V - RECESSED - THIN-LITE
091937-02-000	EA LENS-LIGHT FLUORESCENT 12V
091937-03-000	EA BULB-LIGHT FLUORESCENT 12V
078424-02-000	EA LIGHT-FLUORESCENT, 12V DC - 18" - ALMOND
078424-02-701	EA LENS-LIGHT, FLUORESCENT - 18"
081633-01-000	EA LIGHT-MAKEUP, 4 BULBS - JENSEN 329-248R
	FROM: 00-00-00 THRU 05-06-90
082169-01-000	EA LIGHT-MAKE-UP, 3 BULB - JENSEN X148-168R
	FROM: 05-07-90 THRU 99-99-99
081633-01-700	EA BULB-MAKE UP LIGHT, JENSEN
087694-01-000	EA LIGHT-WARDROBE/CLOSET, W/SWITCH
087694-01-700	EA BULB
098024-01-01A	EA LIGHT-DOME, 1 BULB - US - IVORY
098024-01-700	EA LENS-DOME LIGHT
008218-01-000	EA BULB-DOME LIGHT, 12V - NUMBER 1141
087477-01-000	EA LIGHT-AISLE, 12V - RECTANGULAR
067477-01-000	EA BULB-12V, NUMBER 1076 - WALL LAMP
090353-05-000	EA LIGHT-READING, DOUBLE - BLACK
008103-01-000	EA BULB-AISLE LIGHT, NUMBER 53 - 12 V - 12 AMP
082686-06-000	EA SHADE-LAMP, TABLE
082686-04-000	EA LAMP-TABLE, W/O SHADE - ACRYLIC
067479-01-000	EA BULB-12V, NUMBER 1076 - WALL LAMP
083978-01-000	EA WASHER-MOUNTING, LAMP

ELECTRICAL GROUP (COMPONENTS)

EXTERIOR LIGHTS

KEY PART NUMBER	U/M DESCRIPTION
008089-01-000	EA LIGHT-PORCH-RECESSED
	FROM: 00-00-00 THRU: 04-08-90
008089-01-700	EA LENS-LIGHT, RECESSED - PORCH
091981-01-000	EA GASKET-PORCH LIGHT
	FROM: 00-00-00 THRU: 04-08-90
097917-01-02A	EA LIGHT-PORCH, BEIGE
	FROM: 04-09-90 THRU: 99-99-99
097917-01-700	EA LENS-LIGHT, PORCH
042405-03-000	EA BASE-CLEARANCE/SIDEMARKER LIGHT - RECTANGULAR
042405-02-000	EA LENS-CLEARANCE/SIDEMARKER LIGHT - FRONT - W/REFLEX - AMBER
036196-01-000	EA BULB-12V - #194 - 27AMP
091983-01-000	EA GASKET-SIDE MARKER LIGHT
089289-02-000	EA LIGHT-SIDE MARKER, AMBER - DRIVER OR PASSENGER
089289-02-700	EA LENS ONLY AMBER - DRIVER OR PASSENGER
036196-01-000	EA BULB-12V - #194 - 27AMP
089292-01-000	EA LIGHT-TURN, AMBER
037935-01-000	EA BULB-LAMP, NUMBER 1157 - 12 V - 2.1 AMP
049185-01-000	EA HEADLAMP CAPSULE-DRIVER, HIGH/LOW BEAM - RECTANGULAR
049186-01-000	EA HEADLAMP CAPSULE-PASSENGER, HIGH/LOW BEAM - RECTANGULAR
049187-01-000	EA HEADLAMP CAPSULE-DRIVER, HIGH BEAM - RECTANGULAR
049188-01-000	EA HEADLAMP CAPSULE-PASSENGER, HIGH BEAM - RECTANGULAR
049359-01-000	EA SPRING-HEADLAMP RETAINER, GM # 496096
073308-01-000	EA SCREW-ADJUSTING, HEADLAMP
074048-01-000	EA INSERT-KNURLED, BRASS - #8-32- FOR HEADLIGHT SCREWS
084901-01-000	EA LAMP-PARK/TURN, GM # 916558 (BULB # MP62057)
089362-01-000	EA LAMP-SIDE MARKER, AMBER
036196-01-000	EA BULB-12V - #194 - 27AMP
091839-01-01A	EA BEZEL-HEADLAMP, PASSENGER SIDE - BLACK
091839-02-01A	EA BEZEL-HEADLAMP, DRIVER SIDE - BLACK
081250-02-000	EA LIGHT-CLEARANCE, CARB MARKER - W/RED LENS
081250-02-700	EA LENS ONLY, RED
036196-01-000	EA BULB-12V - #194 - 27AMP
081437-01-000	EA BRACKET-CLEARANCE LIGHT, L SHAPED METAL
077955-01-000	EA J CLIP-VINYL COATED, 3/8"
	USED IN WIRING TO CLEARANCE LIGHTS
079378-01-000	EA TERMINAL-WEDGE BASE, 18 AWG
	NEEDED TO ATTACH SIDEMARKER AND CLEARANCE LIGHTS
089289-01-000	EA LIGHT-CLEARANCE, SIDE - W/RED LENS
089289-01-700	EA LENS-CLEARANCE LIGHT, RED
036196-01-000	EA BULB-12V - #194 - 27AMP
089291-01-000	EA LIGHT-TURN, W/RED LENS
037935-01-000	EA BULB-LAMP, NUMBER 1157 - 12 V - 2.1 AMP
089290-01-000	EA LIGHT-BACKUP, W/RED & CLEAR LENS
037934-01-000	EA BULB-12V NO1158 2.10AMP
067789-02-000	EA SOCKET-LAMP
076795-01-000	EA LIGHT-LICENSE PLATE, GM# 912368
081250-01-000	EA LIGHT-FRONT CLEARANCE, AMBER - LENS AND BASE ONLY
	FROM: 00-00-00 THRU: 09-09-90
081437-01-000	EA BRACKET-CLEARANCE LIGHT, L SHAPED METAL
	FROM: 00-00-00 THRU: 09-09-90
036196-01-000	EA BULB-12V - #194 - 27AMP
102520-01-000	EA LIGHT-CLEARANCE, AMBER
	FROM: 09-10-90 THRU: 99-99-99
102541-01-000	EA GASKET-CLEARANCE LIGHT
	FROM: 09-10-90 THRU: 99-99-99
102582-01-000	EA BRACKET-LIGHT, CLEARANCE
	FROM: 09-10-90 THRU: 99-99-99
036196-01-000	EA BULB-12V - #194 - 27AMP
087201-01-000	EA LIGHT-DUMP VALVE
076345-01-000	EA LENS ASM-PARK/TURN,AMBER
037935-01-000	EA BULB-12V NO1157 2.10AMP
007309-01-000	EA LIGHT-STEP WELL
036196-01-000	EA BULB-12V NO 194 0 27AMP
042405-01-000	EA LENS-RECT LGT RED W/REFLEX

1990 ITASCA

TABLE OF CONTENTS

INTRODUCTION	A-01 -	A-02
ABBREVIATIONS		A-03
ALPHABETICAL INDEX	A-04 -	A-08
ICN25RC	A-07 -	F-12
ICN27RT	F-13 -	K-16

1990 ICN27RT INDEX

FLOOR PLAN	F-13 -	F-14
ACCESSORIES	F-15 -	F-24
BATH	G-01 -	G-02
BEDROOM	G-03 -	G-06
CHASSIS	G-07 -	G-16
C C & PAD	G-17 -	H-02
DINETTE	H-03 -	H-06
DRIVERS	H-07 -	H-10
ELECTRICAL	H-11 -	H-18
EXTERIOR BODY	H-17 -	I-04
GALLEY	I-05 -	I-14
HEATING & A/C	I-15 -	I-18
INTERIOR FINISH	I-19 -	I-23
LABEL	I-24 -	J-08
LP		J-09
LOUNGE	J-10 -	J-11
SEALANTS & FASTENERS	J-12 -	J-14
WATER & SEWAGE	J-15 -	J-19
WINDOW, VENT AND		
EXTERIOR DOOR	J-20 -	K-16

ELECTRICAL GROUP (COMPONENTS)

SWITCH, PLATES & RECEPTABLES

KEY PART NUMBER	U/M DESCRIPTION
088351-02-01A	EA PLATE-SWITCH, 2 GANG - POLISHED BRASS
079364-01-000	EA SWITCH-ON/OFF ROCKER, BROWN
079364-03-000	EA SWITCH-ON/OFF ROCKER, BLACK
084076-01-000	EA RECEPTACLE-GFI, 15A - 125V - IVORY
	FROM: 00-00-00 THRU: 06-13-90
084076-02-000	EA RECEPTACLE-GFI, 15A - 125V - BROWN
	FROM: 06-14-90 THRU: 99-99-99
084077-01-000	EA PLATE-COVER, RECEPTACLE - GFI - IVORY
	FROM: 00-00-00 THRU: 06-13-90
084077-02-000	EA PLATE-COVER, RECEPTABLE - GFI - BROWN
	FROM: 06-14-90 THRU: 99-99-99
102588-01-B10	EA SPACER-RECEPTACLE, BETWEEN SIDE WALL & PLATE - WOOD
	NOT USED PRIOR TO 08-02-90
	FROM: 08-02-90 THRU: 99-99-99
058708-02-000	EA RECEPTACLE-DOUBLE ELECTRIC, IVORY
098351-03-01A	EA PLATE-SWITCH, 3 GANG - POLISHED BRASS
058707-01-000	EA RECEPTACLE-ELECTRIC, SINGLE - BROWN
058708-02-000	EA RECEPTACLE-DOUBLE ELECTRIC, IVORY
098351-01-01A	EA PLATE-SWITCH, 1 GANG - POLISHED BRASS
094086-01-01A	EA SWITCH PLATE-SINGLE GANG - BLACK
095188-01-01A	EA SPACER-SWITCH, DARK BROWN
075736-03-000	EA COVER-EXTERIOR RECEPTACLE, BEIGE

STANDARD COMPONENTS

KEY PART NUMBER	U/M DESCRIPTION
092522-01-000	EA DOOR-CIRCUIT BREAKERS
	FROM: 00-00-00 THRU: 09-18-89
098527-01-000	EA DOOR-CIRCUIT BREAKERS
	FROM: 09-19-89 THRU: 99-99-99
098527-02-000	EA DOOR ASM-FUSES
	FROM: 09-19-89 THRU: 99-99-99
086755-02-000	EA LATCH-1/4 TURN, ROTARY, PLAS
	FROM: 00-00-00 THRU: 09-18-89
093633-01-000	EA LATCH-1/4 TURN, HANDLE
	FROM: 00-00-00 THRU: 09-18-89
098196-01-000	EA LATCH-1/4 TURN, T-BAR
	FROM: 09-19-89 THRU: 99-99-99
093674-01-000	EA PLATE-CIRCUIT BREAKER, HOUSE
092547-01-000	EA LABEL-"CIRCUIT BREAKER"
067782-01-000	EA CONVERTER-40 AMP, W/CHARGER - TRIAD TU-740-2
007942-01-000	EA TAB-WIRE, 18 TO 14 AWG
007949-01-000	EA TAB-HOUSING, 1 POSITION
041953-09-000	FT CONDUIT-CONVOLUTED, SLIT, 50"ID
007940-01-000	EA RECEPTACLE-SLIDE, 16 TO 12 AWG
008326-01-000	EA TERMINAL-RING, 16/14 WIRE - 3/8" STUD
088474-09-000	EA HOUSING-SOCKET
088476-01-000	EA SOCKET-CONNECTOR
008037-02-000	FT CABLE-BATTERY, 1AWG - STRANDED - RED
008343-02-000	EA TIE-WIRE, 14"
008348-01-000	EA TERMINAL-RING, 3/8" STUD - #2 WIRE
083610-01-000	EA CLAMP-WIRE, DUAL - UNEQUAL 5/8" AND 1 1/41"DIAMETERS
007940-01-000	EA RECEPTACLE-SLIDE, 16 TO 12 AWG
007942-01-000	EA TAB-WIRE, 18 TO 14 AWG
008001-01-000	FT WIRE-10AWG, STRAND - WHITE
047443-01-000	EA TERMINAL-250 RECEPTACLE FIT, INSULATED - 16/14 AWG
088473-05-000	EA PIN-HOUSING, 6 POSITION (SINGLE ROW)
088473-06-000	EA PIN-HOSING, 6 POSITION (TWO ROWS OF THREE)
088473-08-000	EA PIN-HOUSING, 4 POSITION
088473-09-000	EA PIN-HOUSING, 3 POSITION (SINGLE ROW)
088474-02-000	EA SOCKET-HOUSING, 15 POSITION (3 ROWS OF 5)
088474-06-000	EA SOCKET-HOUSING, 8 POSITION (2 ROWS OF THREE)
088474-08-000	EA SOCKET-HOUSING, 4 POSITION (SINGLE ROW)
088476-01-000	EA SOCKET-CONNECTOR
092549-01-000	EA PLATE-FUSE BOX
007093-01-000	EA FLASHER-SIGNAL STAT
008188-01-000	EA SOLENOID-3 POST, BATTERY CHANGE OVER
008211-01-000	EA BREAKER-CIRCUIT, 12V - 6AMP

ELECTRICAL GROUP (COMPONENTS)

STANDARD COMPONENTS CONT

KEY PART NUMBER	U/M DESCRIPTION
008343-01-000	EA TIE-WIRE, 6"
008343-02-000	EA TIE-WIRE, 14"
024459-04-000	EA GAUGE-VOLTMETER
035416-04-000	EA TERMINAL-RING #10 STUD FIT, INSULATED BARREL #16/14
063912-02-000	EA RELAY-CANISTER, SPDT W/RESIST
073328-F2-000	EA CABLE-8 GA, BLACK
008037-01-000	FT CABLE-BATTERY, 1AWG - STRANDED - BLACK
008348-01-000	EA TERMINAL-RING, 3/8" STUD - #2 WIRE
082742-01-000	EA CONNECTOR BODY-3 CNCT FEMALE
085318-01-000	EA SCREW-6-088X1/2, CRIMPTITE HD
086273-01-000	EA RELAY-BATTERY DISCONNECT
086273-01-700	EA TERMINAL WIRE ASM
086298-01-000	EA WIRE-BATTERY DISCONNECT, RED
086298-02-000	EA WIRE-BATTERY DISCONNECT, GREEN
008326-01-000	EA TERMINAL-RING, 16/14 WIRE - 3/8" STUD
092786-01-000	EA BUSS BAR-2.1" LONG
092786-02-000	EA BUSS BAR-3.3" LONG
008331-01-000	EA TERMINAL-RING, TONGUE - #4 WIRE - 3/8" STUD - COPPER
063910-01-000	EA HOUSING-RELAY
088473-01-000	EA PIN-HOUSING, 4 ROWS OF 3
088474-08-000	EA SOCKET-HOUSING, 4 POSITION (SINGLE ROW)
088476-01-000	EA SOCKET-CONNECTOR
101571-01-000	EA HOUSING-2 POSITION, MALE
088473-03-000	EA PIN-HOUSING, 9-PCPOSITION
007942-01-000	EA TAB-WIRE, 18 TO 14 AWG
007949-01-000	EA TAB-HOUSING, 1 POSITION
088473-02-000	EA PIN-HOUSING, 15 POSITION
088476-01-000	EA SOCKET-CONNECTOR
007940-01-000	EA RECEPTACLE-SLIDE, 16 TO 12 AWG
008326-01-000	EA TERMINAL-RING, 16/14 WIRE - 3/8" STUD
093654-01-000	EA CIRCUIT BREAKER-6 AMP, HOUSE CONTROL PANEL
093654-02-000	EA CIRCUIT BREAKER-15 AMP
093654-03-000	EA CIRCUIT BREAKER-20 AMP, HOUSE CONTROL PANEL
093655-01-000	EA CIRCUIT BREAKER-25 AMP
093655-02-000	EA CIRCUIT BREAKER-30 AMP, HOUSE CONTROL PANEL
093655-03-000	EA CIRCUIT BREAKER-40 AMP
007940-01-000	EA RECEPTACLE-SLIDE, 16 TO 12 AWG
007942-01-000	EA TAB-WIRE, 18 TO 14 AWG
007949-01-000	EA TAB-HOUSING, 1 POSITION
035416-04-000	EA TERMINAL-RING #10 STUD FIT, INSULATED BARREL #16/14
041953-01-000	FT CONDUIT-CONVOLUTED, SLIT, 1/2"ID
041953-03-000	FT CONDUIT-CONVOLUTED, SLIT, 1" ID (CLOTHES ROD COVER)
041953-07-000	FT CONDUIT-CONVOLUTED, SLIT, 25"ID
058781-01-000	EA DIODE-6 0A/100 VOLT - MOTOROLA, NO MR751
062036-02-000	EA TERMINAL-PACK-CON, 16/14 AWG
062037-01-000	EA HOUSING-AUTO FUSE, NATURAL
062037-02-000	EA HOUSING-AUTO FUSE, GREEN
062037-03-000	EA HOUSING-AUTO FUSE, BLACK
062037-04-000	EA HOUSING-AUTO FUSE, BLUE
062037-05-000	EA HOUSING-AUTO FUSE, GRAY
062037-06-000	EA HOUSING-AUTO FUSE, BROWN
082740-01-000	EA CONNECTOR-PLASTIC BODY, FOR 2 MALE SPADES
086298-01-000	EA WIRE-BATTERY DISCONNECT, RED
086298-02-000	EA WIRE-BATTERY DISCONNECT, GREEN
088473-02-000	EA HOUSING-PIN, 15 POSITION
088473-10-000	EA PIN-HOUSING, 2 POSITION
088474-03-000	EA HOUSING-SOCKET, 0 POSITION
088476-01-000	EA SOCKET-CONNECTOR
088476-02-000	EA SOCKET-CONNECTOR 12-10 GA
097611-01-000	EA CIRCUIT BREAKER-6AMP, ATC - BLACK
000C28-04-108	EA BOLT-HEX, SER FLG - 1/4-20 X 5/8 ZINC
041953-07-000	FT CONDUIT-CONVOLUTED, SLIT, 25"ID
058028-01-000	EA CONNECTOR-ELECTRICAL PIGTAIL, NYLON - CLEAR
008348-01-000	EA TERMINAL-RING, 3/8" STUD - #2 WIRE
086233-01-000	EA STUD-ISOLATED, 3/8" X 7/8" LONG
008343-01-000	EA TIE-WIRE, 6"
008054-02-000	EA CORD-POWER, 10-3 - 30AMP - 33'
008026-01-000	FT WIRE-12/2, ROMEX - W/GROUND
008289-01-000	EA BOX-ELECTRIC, STEEL - 1/2" AND 3/4" KNOCKOUTS - 4" X 4"

1990 ITASCA
TABLE OF CONTENTS

INTRODUCTION	A-01 -	A-02
ABBREVIATIONS		A-03
ALPHABETICAL INDEX	A-04 -	A-06
ICN25RC	A-07 -	F-12
ICN27RT	F-13 -	K-16

1990 ICN27RT INDEX

FLOOR PLAN	F-13 -	F-14
ACCESSORIES	F-15 -	F-24
BATH	G-01 -	G-02
BEDROOM	G-03 -	G-06
CHASSIS	G-07 -	G-16
C C & PAD	G-17 -	H-02
DINETTE	H-03 -	H-06
DRIVERS	H-07 -	H-10
ELECTRICAL	H-11 -	H-16
EXTERIOR BODY	H-17 -	I-04
GALLEY	I-05 -	I-14
HEATING & A/C	I-15 -	I-18
INTERIOR FINISH	I-19 -	I-23
LABEL	I-24 -	J-08
LP		J-09
LOUNGE	J-10 -	J-11
SEALANTS & FASTENERS	J-12 -	J-14
WATER & SEWAGE	J-15 -	J-19
WINDOW, VENT AND		
EXTERIOR DOOR	J-20 -	K-16

ELECTRICAL GROUP (COMPONENTS)
STANDARD COMPONENTS CONT

KEY PART NUMBER	U/M DESCRIPTION
008328-01-000	EA TERMINAL-RING, 12/10 WIRE - #10 STUD FIT
008331-01-000	EA TERMINAL-RING, TONGUE - #4 WIRE - 3/8" STUD - COPPER
008355-01-000	EA CONNECTOR-CABLE CLAMPING, 3/4"
008356-01-000	EA CONNECTOR-PLASTIC, 3/8" AVG
074890-01-000	EA BOX-EXTENSION, STEEL - OPEN SIDES - 4" X 4" X 1 1/2"
074097-01-000	EA COVER-ELECTRIC BOX, 1 LARGE & 2 SMALL HOLES - 4" X 4"
008294-01-000	EA COVER-ELECTRICAL BOX, STEEL/BLANK - 4" X 4" - GRAY
083209-02-000	EA CIRCUIT BREAKER-15/15AMP, 120V
083209-03-000	EA CIRCUIT BREAKER-15/20AMP, 120V - BW - 0-15/20
083209-05-000	EA CIRCUIT BREAKER-20A, 120V - BW J-20
083209-06-000	EA CIRCUIT BREAKER-30/15 AMP, 120V - BW D-30/15
091213-01-000	EA BOX-CIRCUIT BREAKER- W/KNOCKOUTS - 5.3" X 11.8" X 2.5"
035416-04-000	EA TERMINAL-RING #10 STUD FIT, INSULATED BARREL #16/14
041953-01-000	FT CONDUIT-CONVOLUTE SLIT, 1/2" ID
088474-06-000	EA SOCKET-HOUSING, 6 POSITION (2 ROWS OF THREE)
035416-04-000	EA TERMINAL-RING #10 STUD FIT, INSULATED BARREL #16/14
088474-07-000	EA HOUSING-SOCKET
088475-01-000	EA PIN-CONNECTOR
088475-02-000	EA PIN-CONNECTOR
008294-01-000	EA COVER-ELECTRICAL BOX, STEEL/BLANK - 4" X 4" - GRAY
008311-01-000	EA CONNECTOR-WIRE NUT, INSULATED - RED
008001-01-000	FT WIRE-10AWG, STRAND - WHITE
080015-02-000	EA RECEPTACLE-FLAG, 185 - 16/14 GA - AMP 3
041953-11-000	FT CONDUIT-CONVOLUTE, SLIT- 1.06" ID
088474-01-000	EA HOUSING-SOCKET
077955-01-000	EA J CLIP-VINYL COATED, 3/8"
079378-01-000	EA TERMINAL-WEDGE BASE, 18 AWG
067789-02-000	EA SOCKET-LAMP
058028-01-000	EA CONNECTOR-ELECTRICAL PIGTAIL, NYLON - CLEAR
035416-04-000	EA TERMINAL-RING #10 STUD FIT, INSULATED BARREL #16/14
067789-02-000	EA SOCKET-LAMP
077955-01-000	EA J CLIP-VINYL COATED, 3/8"
035416-04-000	EA TERMINAL-RING #10 STUD FIT, INSULATED BARREL #16/14
064398-01-000	EA HOUSING-TRAILER, RECEPTACLE
079090-01-000	EA CONNECTOR-MOLDED, 12/2 LEAD
079378-01-000	EA TERMINAL-WEDGE BASE, 18 AWG
097744-02-000	EA HOUSING-TRAILER PIN, 48"
097746-01-000	EA HOUSING CAP-TRAILER PIN
008028-01-000	FT WIRE-12/2, ROMEX - W/GROUND
041953-05-000	FT CONDUIT-CONVOLUTE SOLID, .62" ID
047443-01-000	EA TERMINAL- 250 RECEP. FIT, INSULATED - 16/14 AWG
088473-03-000	EA HOUSING-PIN, 9-POSITION
088474-03-000	EA HOUSING-SOCKET, 9-POSITION
082740-01-000	EA CONNECTOR-PLASTIC BODY, FOR 2 MALE SPADES
041953-05-000	FT CONDUIT-CONVOLUTE SOLID, .62" ID
074017-02-000	EA HOUSING-5 POSITION, RIGHT ANGLED
041953-05-000	FT CONDUIT-CONVOLUTE SOLID, .62" ID
088474-08-000	EA SOCKET-HOUSING, 4 POSITION (SINGLE ROW)
036196-01-000	EA BULB-12V - #194 - 27AMP
077955-01-000	EA J CLIP-VINYL COATED, 3/8"
067789-02-000	EA SOCKET-LAMP
079090-01-000	EA CONNECTOR-MOLDED, 12/2 LEAD
041953-03-000	FT CONDUIT-CONVOLUTE SLIT, 1" ID (CLOTHES ROD COVER)
000039-04-008	EA NUT-HEX, SER FLG LK 1/4 - 20 ZN
077000-01-000	EA SOCKET ASM-W/8" PIGTAIL LEADS
080734-02-000	EA CLIP-WIRE, NYLON
093144-01-000	EA CONDUIT-WIRE, GM# 15592046
055278-01-001	FT TUBING-STEEL, 75" X 1.5" X 288"
000G11-08-088	EA SCREW, 8-18 X 1/2 PPH ZN
008288-01-000	EA BOX-PLASTIC ELECTRIC, 3" X 3 1/2"
008288-02-000	EA BOX-ELECTRIC, PLASTIC - 3 9/4" X 3 13" X 1 81"
008314-01-000	EA CONNECTOR-WIRE NUT, INSULATED - GRAY
008328-01-000	EA TERMINAL-RING, 12/10 WIRE - #10 STUD FIT
058028-01-000	EA CONNECTOR-ELECTRICAL PIGTAIL, NYLON - CLEAR
058049-01-000	EA BOX-ELECTRIC SWITCH, 2" X 3" X 2 25"
008343-01-000	EA TIE-WIRE, 6"
058028-01-000	EA CONNECTOR-ELECTRICAL PIGTAIL, NYLON - CLEAR
090971-01-000	EA SPLICE-CABLE, 110V

ELECTRICAL GROUP (COMPONENTS)
STANDARD COMPONENTS CONT

KEY PART NUMBER	U/M DESCRIPTION
090971-02-000	EA SPLICE-CALBE, 110V - TAP
092547-01-000	EA LABEL-"CIRCUIT BREAKER"
036196-01-000	EA BULB-12V - #194 - 27AMP
031965-01-000	EA TAB-HOUSING, 2 POSITION
031968-01-000	EA PLUG-CONTACT, BRASS
077000-01-000	EA SOCKET ASM-W/8" PIGTAIL LEADS
077920-02-000	EA WIRE ASM-BEVERAGE TRAY
077000-01-000	EA SOCKET ASM-W/8" PIGTAIL LEADS
077479-01-000	EA BOOT-BATTERY TERM,DBL CABLE
077479-02-000	EA BOOT-BATTERY TERMINAL, SINGLE CABLE
077510-01-000	EA LABEL-GENERATOR PREP

INVERTER OPTION

KEY PART NUMBER	U/M DESCRIPTION
099048-01-000	EA INVERTER-100 WATT
088475-01-000	EA PIN-CONNECTOR
088476-01-000	EA SOCKET-CONNECTOR

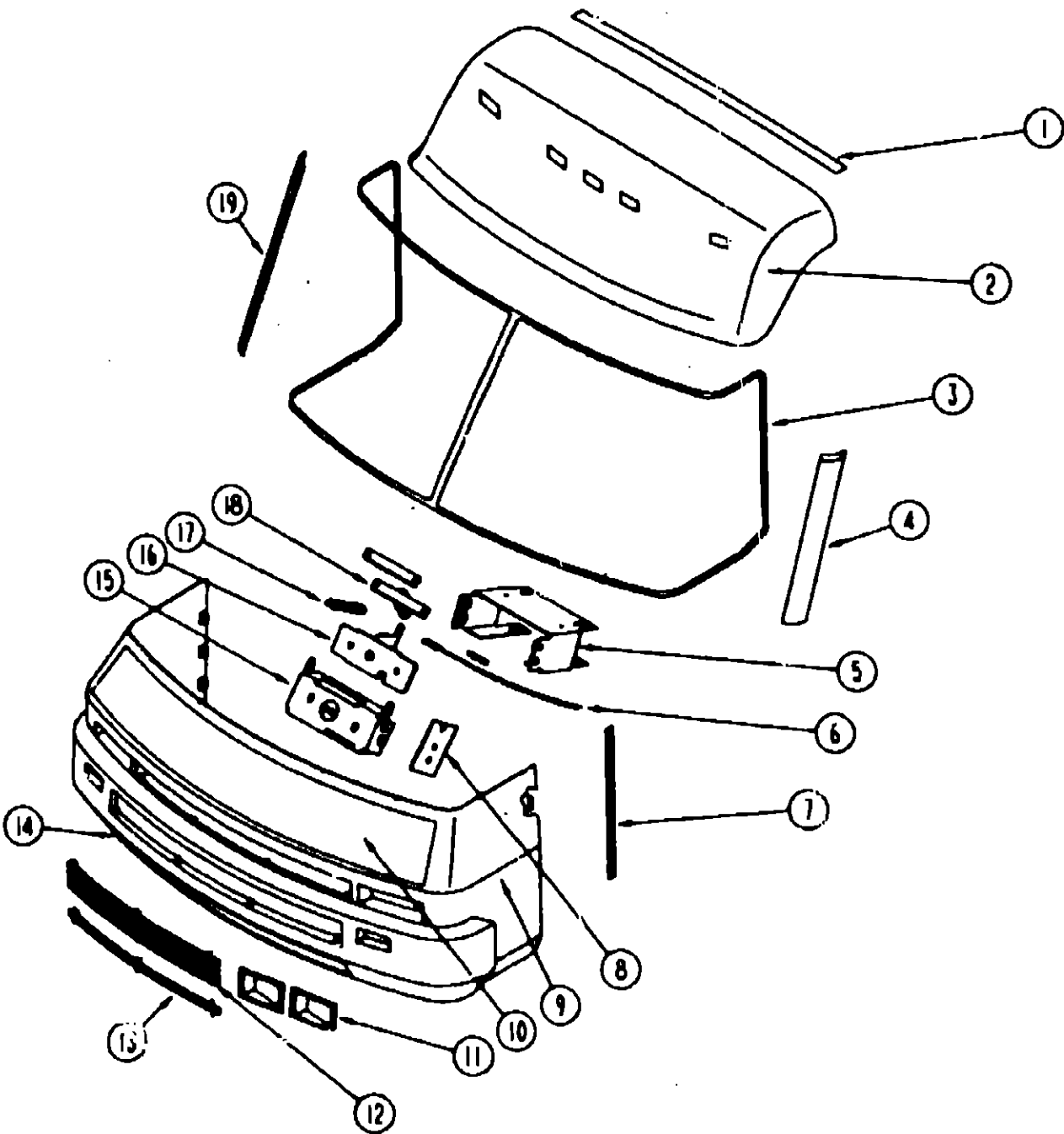
1990 ITASCA
TABLE OF CONTENTS

INTRODUCTION	A-01 -	A-02
ABBREVIATIONS		A-03
ALPHABETICAL INDEX	A-04 -	A-06
ICN25RC	A-07 -	F-12
ICN27RT	F-13 -	K-16

1990 ICN27RT INDEX

FLOOR PLAN	F-13 -	F-14
ACCESSORIES	F-15 -	F-24
BATH	G-01 -	G-02
BEDROOM	G-03 -	G-06
CHASSIS	G-07 -	G-16
C C & PAD	G-17 -	H-02
DINETTE	H-03 -	H-06
DRIVERS	H-07 -	H-10
ELECTRICAL	H-11 -	H-16
EXTERIOR BODY	H-17 -	I-04
GALLEY	I-05 -	I-14
HEATING & A/C	I-15 -	I-18
INTERIOR FINISH	I-19 -	I-23
LABEL	I-24 -	J-08
LP		J-09
LOUNGE	J-10 -	J-11
SEALANTS & FASTENERS	J-12 -	J-14
WATER & SEWAGE	J-15 -	J-19
WINDOW, VENT AND		
EXTERIOR DOOR	J-20 -	K-16

EXTERIOR BODY GROUP



EXTERIOR BODY GROUP (CONTINUED)
FRONT END COMPONENTS & BUMPER

KEY PART NUMBER	U/M DESCRIPTION
1 063805-14-000	EA TRIM-ROOF TO FRONT CAP
2 M02959-07-AE6	EA CAP-ROOF, FRONT - W/LIGHTS - OFF WHITE
3 091986-01-000	EA MOLDING-REVEAL, WINDSHIELD - SURROUNDS BOTH WINDSHIELDS
4 091901-02-000	EA TRIM-A-PILLAR, DR - BETWEEN WINDSHIELD & VENT GLASS - BLK
5 073342-01-000	EA BRACKET ASM-STRIKER,HOOD (MOUNTS TO CROSSMEMBER)
092693-02-000	EA CROSSMEMBER-CENTER, U-CHANNEL STEEL - 2" X 48"
6 077064 01 000	EA CABLE ASM-HOOD RELEASE
6 102087 01 000	EA CABLE ASM-HOOD RELEASE
010497-08-000	EA CLAMP-CLOSED, 125"
7 096204-01-02A	EA TRIM-SEAM, FRONT END TO SIDEWALLS
8 077407 01 000	EA BRACKET-HOOD RELEASE CABLE
8 102515 01 000	EA BRACKET-HOOD RELEASE CABLE
9 M01115-21-Y33	EA FRONT END-FIBERGLASS, OFF WHITE - W/O HOOD OR HINGES
10 M92678-01-Y33	EA PANEL-HOOD, W/BRACKETS ONLY - OFF WHITE
058833-01-000	EA BRACKET-PROP ROD
062628-01-000	EA CLIP-PROP ROD
094060 01 000	EA ROD ASM-PROP,HOOD
068927-01-000	EA GROMMET RUBBER - PROP RED
076716-02-000	EA BRACKET ASM- LATCH - INCLUDED WITH HOOD
093851-01-Y35	EA HINGE-HOOD, PASSENGER
093851-02-Y35	EA HINGE-HOOD, DRIVER
077252-01-000	EA PIN-HINGE
058786-01-000	EA BOLT-HOOD ADJUSTING
R77007-51-429	EA BRACKET-HOOD RELEASE
076772-01-000	EA CLIP-SPEED, TUBE TYPE
077049-01-000	EA NUT-ACORN, 10-32 ALUMINUM
093295-02-000	EA BRACKET-LATCH, HOOD
077048-01-000	EA SHAFT-ADAPTOR, WINDSHIELD PANTOGRAPH ARM
086235-02-000	EA BEARING-SNAPIN, 3/16" ID X 3/16"
095094-01-000	EA NUT-ACORN, 1/4 - 20 ALUMINUM
11 091839-02-01A	EA BEZEL-HEADLAMP, DRIVER - BLACK
091839-01-01A	EA BEZEL-HEADLAMP, PASSENGER - BLACK
049185-01-000	EA HEADLAMP ASM-PASSENGER HIGH/L0
049186-01-000	EA HEADLAMP ASM-DRIVERS HIGH/L0
049187-01-000	EA HEADLAMP ASM-PASSENGER HIGH
049188-01-000	EA HEADLAMP ASM-DRIVERS HIGH
049359-01-000	EA SPRING-HEADLIGHT RETAINER
073308-01-000	EA SCREW ASM-HEADLAMP ADJUSTING
093350-02-000	EA BRACKET ASM-HOOD,BUMPER,LWR
076696-01-000	EA BRACKET-HINGE MOUNTING,HOOD
076697-01-000	EA PLATE-TAPPING
12 093004-01-Y33	EA GRILLE-5 BAR, BRIGHT FINISHED
13 093005-01-Y33	EA GRILLE ASM-2 BAR
14 M93846-01-Y35	EA PANEL ASM-BUMPER
093034-01-000	EA BRACE-FRONT BUMPER, UPPER
093475-01-000	EA BRACE-FRONT BUMPER,LOWER
15 073336-02-000	EA BRACKET-MOUNTING, LATCH
16 R77007-51-429	EA LATCH ASM-HOOD RELEASE
17 R77006-38-499	EA SPRING-CABLE,HOOD LATCH
18 R77007-01-950	EA STRIKER-LATCH, HOOD
073610-01-000	EA SPRING-STRIKER, LATCH - HOOD
19 091901-01-000	EA TRIM-A-PILLAR, PASS - BETWEEN WINDSHIELD & VENT GLASS - BL
093284 01 000	EA BRACE-LATCH,HOOD
093895 01 000	EA TRAY ASM-BATTERY

1990 ITASCA
TABLE OF CONTENTS

INTRODUCTION	A-01 -	A-02
ABBREVIATIONS		A-03
ALPHABETICAL INDEX	A-04 -	A-06
ICN25RC	A-07 -	F-12
ICN27RT	F-13 -	K-16

1990 ICN27RT INDEX

FLOOR PLAN	F-13 -	F-14
ACCESSORIES	F-15 -	F-24
BATH	G-01 -	G-02
BEDROOM	G-03 -	G-06
CHASSIS	G-07 -	G-16
C C & PAD	G-17 -	H-02
DINETTE	H-03 -	H-06
DRIVERS	H-07 -	H-10
ELECTRICAL	H-11 -	H-16
EXTERIOR BODY	H-17 -	I-04
GALLEY	I-05 -	I-14
HEATING & A/C	I-15 -	I-18
INTERIOR FINISH	I-19 -	I-23
LABEL	I-24 -	J-08
LP		J-09
LOUNGE	J-10 -	J-11
SEALANTS & FASTENERS	J-12 -	J-14
WATER & SEWAGE	J-15 -	J-19
WINDOW, VENT AND		
EXTERIOR DOOR	J-20 -	K-16

EXTERIOR BODY GROUP (CONTINUED)

EXTERIOR BODY GROUP (CONTINUED)

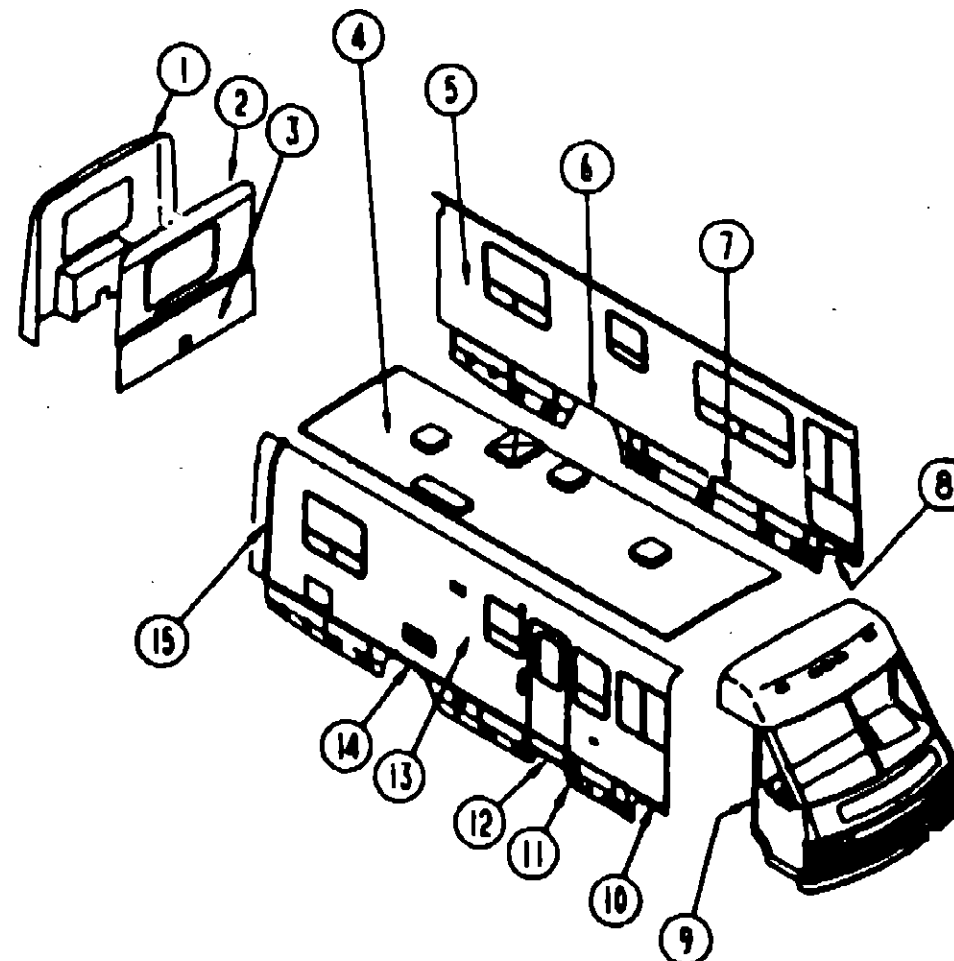
EXTERIOR BODY PANELS AND TRIM

1990 ITASCA TABLE OF CONTENTS

INTRODUCTION	A-01	A-02
ABBREVIATIONS		A-03
ALPHABETICAL INDEX	A-04	A-06
ICN25RC	A-07	F-12
ICN27RT	F-13	K-16

1990 ICN27RT INDEX

FLOOR PLAN	F-13	F-14
ACCESSORIES	F-15	F-24
BATH	G-01	G-02
BEDROOM	G-03	G-06
CHASSIS	G-07	G-16
C C & PAD	G-17	H-02
DINETTE	H-03	H-06
DRIVERS	H-07	H-10
ELECTRICAL	H-11	H-16
EXTERIOR BODY	H-17	I-04
GALLEY	I-05	I-14
HEATING & A/C	I-15	I-18
INTERIOR FINISH	I-19	I-23
LABEL	I-24	J-08
LP		J-09
LOUNGE	J-10	J-11
SEALANTS & FASTENERS	J-12	J-14
WATER & SEWAGE	J-15	J-19
WINDOW, VENT AND EXTERIOR DOOR	J-20	K-16



EXTERIOR BODY PANELS AND TRIM

KEY PART NUMBER	U/M DESCRIPTION
1 092197-01-01A	EA CAP-REAR, FIBERGLASS - W/O LIGHTS & 2 DOORS
2 092732-01-AE6	EA BACKWALL-UPPER, W/O WINDOWS OR CUTOUTS (SPECIAL ORDER ITEM)
2 092732-01-AE7	EA BACKWALL-UPPER, W/O WINDOWS OR CUTOUTS (SPECIAL ORDER ITEM)
2 092732-01-AE8	EA BACKWALL-UPPER, W/O WINDOWS OR CUTOUTS (SPECIAL ORDER ITEM)
3 092526-01-Y10	EA BACKWALL ASM-LOWER
4 M97517-01-AE6	EA ROOF-W/O VENTS OR CUTOUTS - (SPECIAL ORDER ITEM)
083805-14-000	EA TRIM-ROOF, FRONT & REAR CAP TO ROOF - 6.4' MILL FINISHED
5 M97515-01-AE6	EA SIDEWALL-DRIVERS, W/O WINDOWS, LIGHTS OR DOORS (SPECIAL ORDER ITEM) FROM: 00-00-00 THRU: 10-01-89
5 M97515-01-AE7	EA SIDEWALL-DRIVERS, W/O WINDOWS, LIGHTS OR DOORS (SPECIAL ORDER ITEM) FROM: 00-00-00 THRU: 10-01-89
5 M97515-01-AE8	EA SIDEWALL-DRIVERS, W/O WINDOWS, LIGHTS OR DOORS (SPECIAL ORDER ITEM) FROM: 00-00-00 THRU: 10-01-89
5 M98894-01-AE6	EA SIDEWALL-DRIVERS, W/O WINDOWS, LIGHTS OR DOORS (SPECIAL ORDER ITEM) FROM: 10-02-89 THRU: 99-99-99
5 M98894-01-AE7	EA SIDEWALL-DRIVERS, W/O WINDOWS, LIGHTS OR DOORS (SPECIAL ORDER ITEM) FROM: 10-02-89 THRU: 99-99-99
5 M98894-01-AE8	EA SIDEWALL-DRIVERS, W/O WINDOWS, LIGHTS OR DOORS (SPECIAL ORDER ITEM) FROM: 10-02-89 THRU: 99-99-99
6 094345-01-01A	EA TRIM-WHEELWELL, MILL FINISH - 21.3' LONG FROM: 00-00-00 THRU: 11-26-89
6 094345-02-01A	EA TRIM-WHEELWELL, MILL FINISH - 21.3' LONG FROM: 11-27-89 THRU: 99-99-99
M04019-01-000	EA BRIDGE-WHEELWELL, E-COATED
8 093245-04-Y35	EA PANEL-WHEEL LIP, REAR - DRIVER SIDE - OFF WHITE FROM: 00-00-00 THRU: 11-12-89
8 093245-14-AE6	EA PANEL-WHEEL LIP, REAR - DRIVER SIDE - OFF WHITE FROM: 11-13-89 THRU: 99-99-99

KEY PART NUMBER	U/M DESCRIPTION
7 093021-09-Y35	EA VALANCE ASM. 19.4 X 8.3' - OFF WHITE FROM: 00-00-00 THRU: 11-12-89
7 093021-12-AE6	EA VALANCE ASM. 19.4 X 8.3' - OFF WHITE FROM: 11-13-89 THRU: 99-99-99
8 092589-02-01A	EA PANEL-WHEEL LIP, DRIVER SIDE - FRONT - PLASTIC - OFF WHITE FROM: 00-00-00 THRU: 04-15-89
8 099585-02-01A	EA PANEL-WHEEL LIP, DRIVER SIDE - FRONT - PLASTIC - OFF WHITE FROM: 04-16-89 THRU: 99-99-99
9 096204-01-02A	EA TRIM-J, 5" WIDTH EXPOSED - 1" X 29" LONG - ALUMINUM - OFF WHITE
10 092589-01-01A	EA PANEL-WHEEL LIP, PASSENGER SIDE - FRONT - PLASTIC - OFF WHITE FROM: 00-00-00 THRU: 04-15-89
10 099585-01-01A	EA PANEL-WHEEL LIP, PASSENGER SIDE - FRONT - PLASTIC - OFF WHITE FROM: 04-16-89 THRU: 99-99-99
095023-01-000	EA SUPPORT-VALANCE, 10.6' X 10.6'
11 093021-02-Y33	EA VALANCE ASM. - FRONT OF ENTRANCE DOOR
12 092894-01-01A	EA VALANCE ASM. ENTRANCE DOOR
13 M97509-01-AE6	EA SIDEWALL-DRIVERS, W/O WINDOWS, LIGHTS OR DOORS (AE6, AE7) (SPECIAL ORDER ITEM)
13 M97509-01-AE8	EA SIDEWALL-DRIVERS, W/O WINDOWS, LIGHTS OR DOORS (AE8) (SPECIAL ORDER ITEM)
4 094345-02-01A	EA TRIM-WHEELWELL, MILL FINISH - 21.3' LONG
M04019-01-000	EA BRIDGE-WHEELWELL, E-COATED
14 093245-03-Y35	EA PANEL-WHEEL LIP, REAR - PASSENGER SIDE - OFF WHITE
15 091985-01-01A	FT INSERT-TRIM, 65" WIDE - VINYL - OFF WHITE
15 092041-01-02A	EA TRIM-REAR CAP TO SIDEWALL, 1.8' X 83' - ALUMINUM - OFF WHITE
001018-01-024	EA SKIN-ALUMINUM, 4' X 8' - FLAT - BEIGE
100128-01-000	FT SEAL-PILE, ADHESIVE BACK - GRAY
090340-01-000	FT SEAL-FOAM, CLOSED CELL - 1/4" X 1/2" X 50'
009066-01-000	EA HINGE-ALUMINUM, NO HOLES - 1 1/16" X 6' - UNPAINTED
076767-02-000	EA CABLE-1/16" X 16.5' - STAINLESS STEEL
092251-01-01A	EA CAP-BUMPER END, REAR PASSENGER - PLASTIC - OFF WHITE
092251-02-01A	EA CAP-BUMPER END, REAR DRIVER - PLASTIC - OFF WHITE
092690-01-01A	EA END CAP-VALANCE, REAR ON DRIVERS, FRONT ON PASSENGERS
092690-02-01A	EA END CAP-VALANCE, FRONT ON DRIVERS, REAR ON PASSENGERS
094362-02-000	EA CLIP-CHRISTMAS TREE, FLAT HEAD - 354-220000-00-0078
094362-01-000	EA CLIP-XMAS TREE, FLAT HEAD
076322-03-000	FT TAPE-FOAM, DOUBLE COATED ADHESIVE BACKED - 5" X 108'
082701-01-000	SF PANEL-SHEATHING, WAFFERBOARD - 4' X 8' - INCREMENTS OF 32 S
077941-01-000	EA SEAL-RUBBER, FLAT - W/SPLIT
092301-01-03A	FT MOLDING-BODY, BEIGE
002726-01-001	EA EXTR-GARNISH 1 38X228 00 W/O 6063T5
093229-02-000	EA STRAP-FLOOR TO VALANCE PANEL

EXTERIOR BODY GROUP (CONTINUED)

EXTERIOR MIRRORS

KEY PART NUMBER	U/M DESCRIPTION
086260-01-000	EA MIRROR-W/CONVEX, PASSENGER
086260-01-700	EA GLASS ONLY CONVEX RH
086260-01-701	EA GLASS ONLY FLAT RH
086260-02-000	EA MIRROR-W/CONVEX, DRIVER
086260-02-700	EA GLASS ONLY CONVEX LH
086260-02-701	EA GLASS ONLY FLAT LH
086260-03-000	EA ACCESSORY KIT-MIRROR, EXTENSION

ASSIST HANDLE

KEY PART NUMBER	U/M DESCRIPTION
009126-02-000	EA HANDLE-ASSIST, ENTRY DOOR - BLACK
009126-01-000	EA HANDLE-ASSIST, CHROMED
063886-12-000	EA HANDLE-ASSIST, DRIVER DOOR - METAL - OFF WHITE

WINDSHIELD COMPONENTS

KEY PART NUMBER	U/M DESCRIPTION
091215-01-000	EA GLASS-WINDSHIELD, PASSENGER
091215-02-000	EA GLASS-WINDSHIELD, DRIVER
098788-01-000	EA CHANNEL-RIGID, WINDSHIELD - .38" - PVC
091986-01-000	EA MOLDING-REVEAL, WINDSHIELD - SURROUNDS BOTH WINDSHIELDS
091901-01-000	EA TRIM-A-PILLER, PASS - BETWEEN WINDSHIELD & VENT GLASS - BL
091901-02-000	EA TRIM-A-PILLAR, DR - BETWEEN WINDSHIELD & VENT GLASS - BLK
002328-02-000	EA BLOCK-WINDSHIELD, .062" X .5" X .98"
091969-01-000	EA FRAME-WINDSHIELD, LOWER - INNER - PASSENGER
091969-02-000	EA FRAME-WINDSHIELD, LOWER - INNER - DRIVER
091953-03-000	EA GLASS-CORNER VENT, PASSENGER
091953-04-000	EA GLASS-CORNER VENT, DRIVER
040921-04-000	EA NUT-SPEED, U TYPE - NO. 8 - .59" LENGTH X .44" WIDTH
040921-05-000	EA NUT-SPEED, U TYPE - NO. 8 - .67" LENGTH X .44" WIDTH
040921-06-000	EA NUT-SPEED, U TYPE - NO. 8 - .57" LENGTH X .63" WIDTH

ELECTRICAL SERVICE DOORS (UNDER HOOD)

KEY PART NUMBER	U/M DESCRIPTION
092522-01-000	EA DOOR-CIRCUIT BREAKERS
	FROM: 00-00-00 THRU: 09-18-89
098527-01-000	EA DOOR-CIRCUIT BREAKERS
	FROM: 09-19-89 THRU: 99-99-99
098527-02-000	EA DOOR ASM-FUSES
	FROM: 09-19-89 THRU: 99-99-99
086755-02-000	EA LATCH-1/4 TURN, ROTARY, PLAS
	FROM: 00-00-00 THRU: 09-18-89
093633-01-000	EA LATCH-1/4 TURN, HANDLE
	FROM: 09-19-90 THRU: 99-99-99
098196-01-000	EA LATCH-1/4 TURN, T-BAR
	FROM: 09-19-90 THRU: 99-99-99
092492-01-000	EA SEAL-ELECTRICAL BOX

EXTERIOR BODY GROUP (CONTINUED)

SKINS AND PANELS AND STYROFOAM

KEY PART NUMBER	U/M DESCRIPTION
084882-14-000	EA PANEL-FIBERGLASS, W/BACKING 83.34" X 365.35" OFF WHITE
084882-15-000	EA PANEL-FIBERGLASS, W/BACKING 83.34" X 247.04" OFF WHITE
084882-17-000	EA PANEL-FIBERGLASS, W/BACKING 83.34" X 377.36" OFF WHITE
001054-01-011	EA ALUMINUM-SHEET, 4' X 8' - FLAT - OFF WHITE
044487-01-001	EA ALUMINUM SHEET - .019" X 96" X 360" - MILL FINISH
089297-01-000	SF PLYWOOD-LUAN, OVERLAY GRADE - 4' X 8' - INC OF 32 SF
093743-01-02A	SF PLASTIC-ABS, 11.5" WIDE - OFF WHITE
000870-05-000	SF STYROFOAM- 5' X 24" X 96", INCREMENTS OF 16 SF
083574-01-000	SF STYROFOAM, DOW TYPE SM - 1.5" X 24" X 85.25" - INC OF 14 SF
000868-01-000	SF STYROFOAM- 75" X 24" X 96" - INCREMENTS OF 16 SF
000870-03-000	SF STYRCFOAM-1.34" X 48" X 96" - INCREMENTS OF 32 SF

208" FORD CHASSIS OPTION L61C

KEY PART NUMBER	U/M DESCRIPTION
074559-01-000	EA DECAL-LOGO, LPG - RED - (CALIF CODE)

DRIVER DOOR W/POWER WINDOW AND MIRROR OPTION L28P

KEY PART NUMBER	U/M DESCRIPTION
092880-01-000	EA WIRE-IP, REMOTE MIRROR
086259-04-000	EA MIRROR-REMOTE HEAT, W/ARM & MIRRORS - PRE-WIRED - PASSENGER
086259-01-700	EA GLASS-CONVEX-STA-HTD-RH
086259-01-701	EA GLASS-FLAT-HTD-RH W/STA CON
086259-05-000	EA MIRROR-REMOTE HEAT, W/ARM & MIRRORS - PRE-WIRED - DRIVER
086259-02-700	EA GLASS-CONVEX-STA-HTD-LH
086259-02-701	EA GLASS-FLAT-HTD-LH-W/STA CON

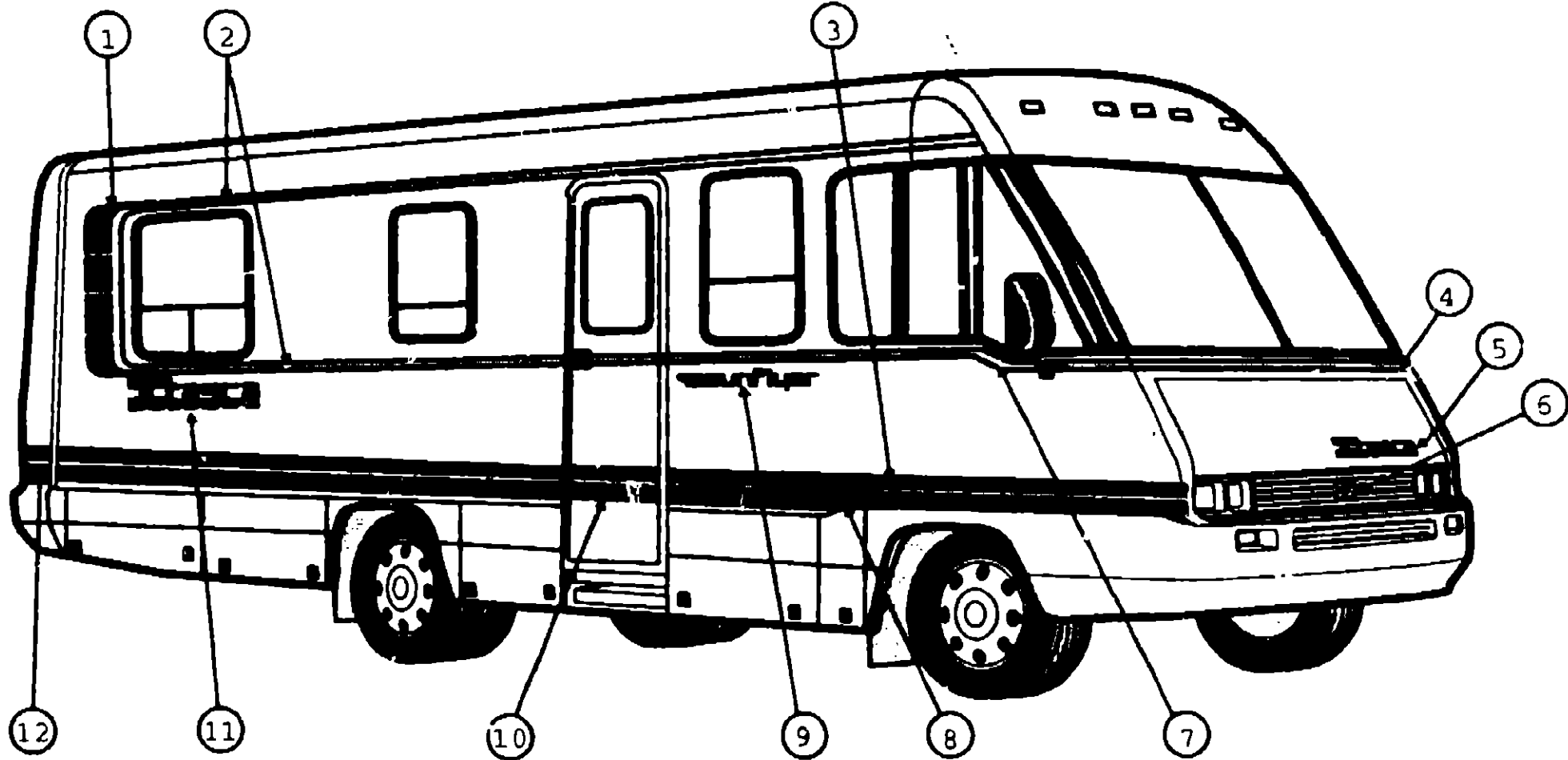
1990 ITASCA
TABLE OF CONTENTS

INTRODUCTION	A-01 -	A-02
ABBREVIATIONS		A-03
ALPHABETICAL INDEX	A-04 -	A-06
ICN25RC	A-07 -	F-12
ICN27RT	F-13 -	K-16

1990 ICN27RT INDEX

FLOOR PLAN	F-13 -	F-14
ACCESSORIES	F-15 -	F-24
BATH	G-01 -	G-02
BEDROOM	G-03 -	G-06
CHASSIS	G-07 -	G-16
C C & PAD	G-17 -	H-02
DINETTE	H-03 -	H-06
DRIVERS	H-07 -	H-10
ELECTRICAL	H-11 -	H-16
EXTERIOR BODY	H-17 -	I-04
GALLEY	I-05 -	I-14
HEATING & A/C	I-15 -	I-18
INTERIOR FINISH	I-19 -	I-23
LABEL	I-24 -	J-08
LP		J-09
LOUNGE	J-10 -	J-11
SEALANTS & FASTENERS	J-12 -	J-14
WATER & SEWAGE	J-15 -	J-19
WINDOW, VENT AND EXTERIOR DOOR	J-20 -	K-16

EXTERIOR BODY GROUP (CONTINUED)



DECALS & PAINT
AEB COLOR CODE

KEY PART NUMBER	U/M	DESCRIPTION
1 097911-01-01A	EA	DECAL-WINDOW,REAR,PASSENGERS - BURG/BLUE
097911-02-01A	EA	DECAL-WINDOW,REAR,DRIVERS - BURG/BLUE
2 093689-02-03A	FT	FILM-MULTISTRIPE,57 MM X 150 FT - BURGUNDY/BLUE
3 093689-04-03A	FT	FILM-MULTISTRIPE,152 MM X 150 FT-BURGUNDY/BLUE
4 093689-03-03A	FT	FILM-MULTISTRIPE,66 MM X 150 FT-BLUEGREEN/BURGUNDY
5 093789-01-03A	EA	DECAL-LOGO ITASCA,W/ANGLE-BLACK/BLUE/BURGUNDY
6 093790-01-01A	EA	DECAL-LOGO "I"
7 093792-01-03A	EA	DECAL-CORNER,FRONT,PASSENGERS
093792-02-03A	EA	DECAL-CORNER,FRONT,DRIVERS
8 093797-01-03A	EA	DECAL-TRANSITION PASSENGERS
093797-02-03A	EA	DECAL-TRANSITION DRIVERS
9 093793-01-03A	EA	DECAL-LOGO SUNFLYER,PASSENGERS
093793-02-03A	EA	DECAL-LOGO SUNFLYER,DRIVERS
10 093689-05-03A	FT	FILM-MULTISTRIPE,203 MM X 150 FT-BURGUNDY/BLUE
11 078852-11-000	EA	DECAL-LOGO "ITASCA" 6.50-BLUE/BLACK
093798-01-03A	EA	DECAL-CORNER,REAR,PASSENGERS-BURGUNDY/BLUE
093798-02-03A	EA	DECAL-CORNER,REAR,DRIVERS-BURGUNDY/BLUE
093791-01-01A	EA	DECAL-LOGO "ITASCA" RAISE LETTER
NOTE:		UNIT WITH AE7 COLOR CODE ON FOLLOWING PAGE

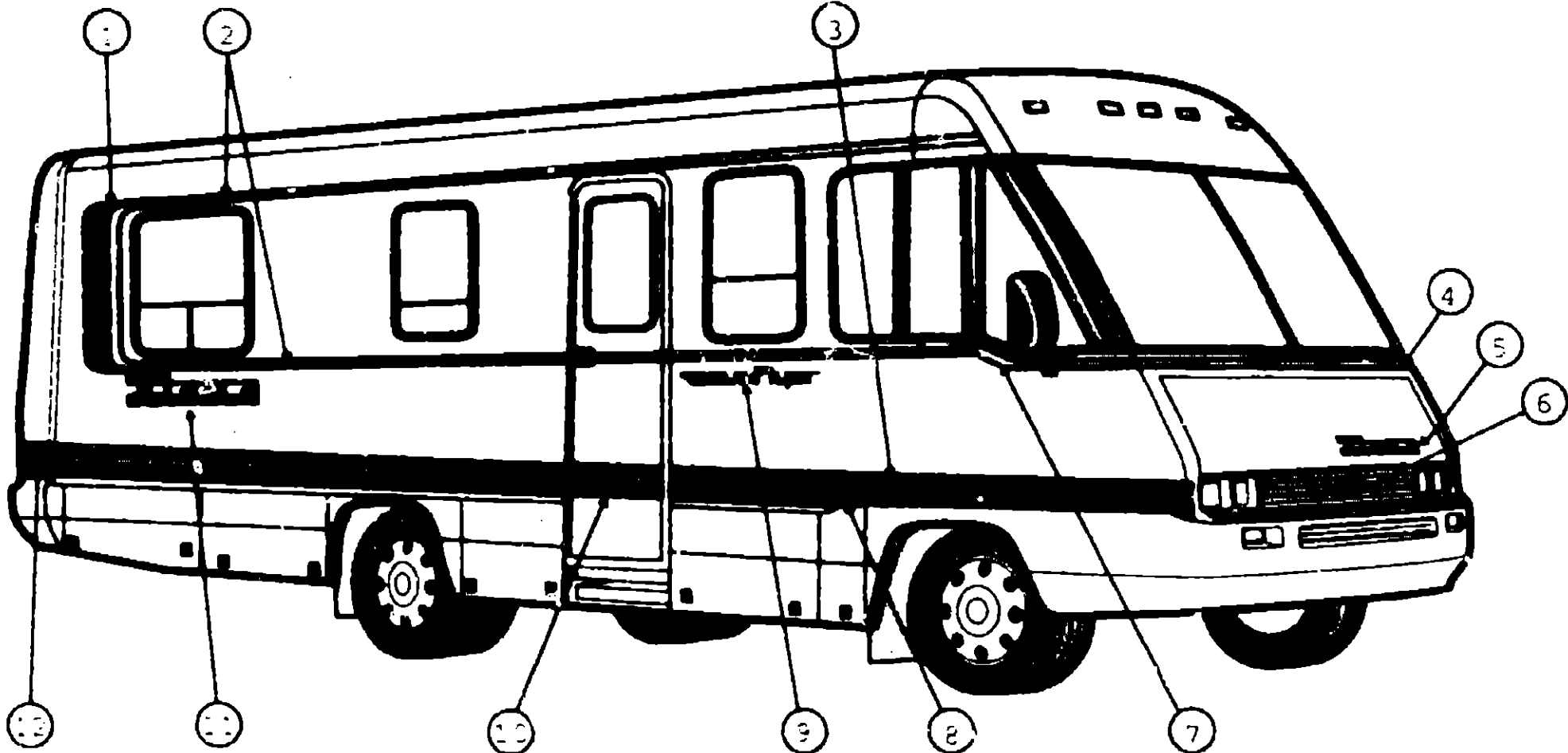
1990 ITASCA
TABLE OF CONTENTS

INTRODUCTION	A-01 - A-02
ABBREVIATIONS	A-03
ALPHABETICAL INDEX	A-04 - A-06
ICN25RC	A-07 - F-12
ICN27RT	F-13 - K-16

1990 ICN27RT INDEX

FLOOR PLAN	F-13 - F-14
ACCESSORIES	F-15 - F-24
BATH	G-01 - G-02
BEDROOM	G-03 - G-06
CHASSIS	G-07 - G-16
C C & PAD	G-17 - H-02
DINETTE	H-03 - H-06
DRIVERS	H-07 - H-10
ELECTRICAL	H-11 - H-16
EXTERIOR BODY	H-17 - I-04
GALLEY	I-05 - I-14
HEATING & A/C	I-15 - I-18
INTERIOR FINISH	I-19 - I-23
LABEL	I-24 - J-08
LP	J-09
LOUNGE	J-10 - J-11
SEALANTS & FASTENERS	J-12 - J-14
WATER & SEWAGE	J-15 - J-19
WINDOW, VENT AND EXTERIOR DOOR	J-20 - K-16

EXTERIOR BODY GROUP (CONTINUED)



DECALS & PAINT CONT
AET7 COLOR CODE

1990 ITASCA
TABLE OF CONTENTS

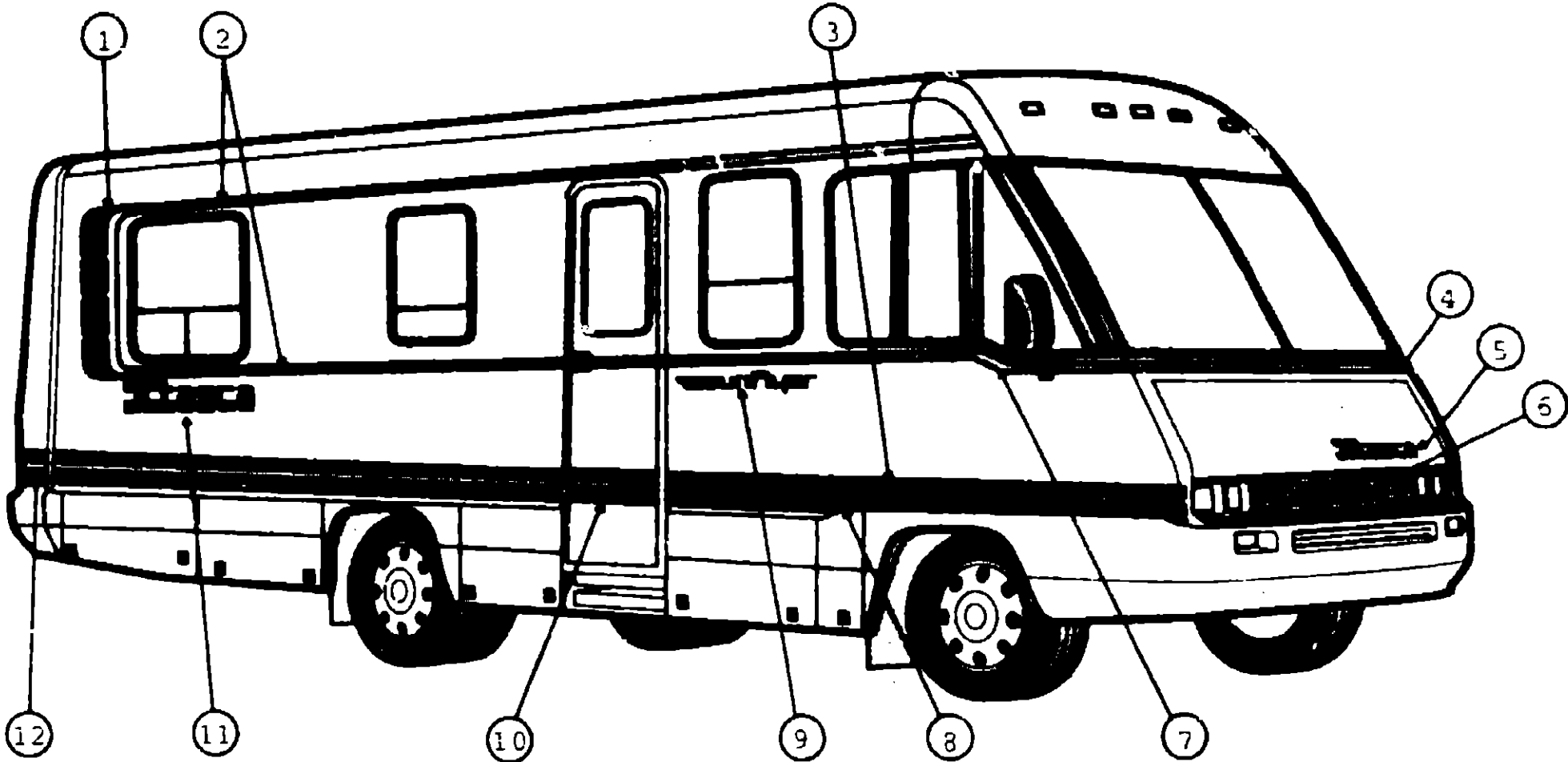
INTRODUCTION	A-01 - A-02
ABBREVIATIONS	A-03
ALPHABETICAL INDEX	A-04 - A-06
ICN25RC	A-07 - F-12
ICN27RT	F-13 - K-16

1990 ICN27RT INDEX

FLOOR PLAN	F-13 - F-14
ACCESSORIES	F-15 - F-24
BATH	G-01 - G-02
BEDROOM	G-03 - G-06
CHASSIS	G-07 - G-16
CC & PAD	G-17 - H-02
DINETTE	H-03 - H-06
DRIVERS	H-07 - H-10
ELECTRICAL	H-11 - H-16
EXTERIOR BODY	H-17 - I-04
GALLEY	I-05 - I-14
HEATING & A/C	I-15 - I-18
INTERIOR FINISH	I-19 - I-23
LABEL	I-24 - J-08
LP	J-09
LOUNGE	J-10 - J-11
SEALANTS & FASTENERS	J-12 - J-14
WATER & SEWAGE	J-15 - J-19
WINDOW, VENT AND EXTERIOR DOOR	J-20 - K-16

KEY PART NUMBER	U/M	DESCRIPTION
1 097911-01-02A	EA	DECAL-WINDOW REAR PASSENGERS - BLUE/BURGANDY
097911-02-02A	EA	DECAL-WINDOW REAR DRIVERS - BLUE/BURGANDY
2 093689-02-03A	FT	FILM-MULTISTRIPE 57 MM X 150 FT - BLUE/BURGANDY
093689-04-03A	FT	FILM-MULTISTRIPE 152 MM X 150 FT - BLUE/BURGANDY
4 093689-03-03A	FT	FILM-MULTISTRIPE 66 MM X 150 FT - BLUE/BURGANDY
5 093789-01-04A	EA	DECAL-LOGO ITASCA W/ANGLE-BLACK/BLUE/BURGANDY
6 093790-01-01A	EA	DECAL-LOGO "I"
7 093792-01-04A	EA	DECAL-CORNER FRONT PASSENGERS - BLUE/BURGANDY
093792-02-04A	EA	DECAL-CORNER FRONT DRIVERS - BLUE/BURGANDY
8 093797-01-04A	EA	DECAL-TRANSITION PASSENGERS-BLUE/BURGANDY
093797-02-04A	EA	DECAL-TRANSITION DRIVERS-BLUE/BURGANDY
9 093733-01-04A	EA	DECAL-LOGO SUNFLYER PASSENGERS-BLACK/BLUE/BURGANDY
093733-02-04A	EA	DECAL-LOGO SUNFLYER DRIVERS - BLACK/BLUE/BURGANDY
10 093689-05-04A	FT	FILM-MULTISTRIPE 203 MM X 150 FT-BLUE/BURGANDY
11 078552-14-000	EA	DECAL-LOGO "ITASCA" 6 50-BLACK/BROWN-MED BLUE
12 093796-01-04A	EA	DECAL-CORNER REAR PASSENGERS-BLUE/BURGANDY
093796-02-04A	EA	DECAL-CORNER REAR DRIVERS-BLUE/BURGANDY
093791-01-01A	EA	DECAL-LOGO "ITASCA" BACKWALL - RAISE LETTER
NOTE		UNIT WITH AEB COLOR CODE ON FOLLOWING PAGE

EXTERIOR BODY GROUP (CONTINUED)



DECALS & PAINT CONT
 AEB COLOR CODE

KEY PART NUMBER	U/M DESCRIPTION
1 097911-01-03A	EA DECAL-WINDOW,REAR,PASSENGERS - BROWN/MED BLUE
097911-02-03A	EA DECAL-WINDOW,REAR DRIVERS - BROWN/MED BLUE
2 093689-02-04A	FT FILM-MULTISTRIPE,57 MM X 150 FT - BROWN/MED BLUE
3 093689-04-04A	FT FILM-MULTISTRIPE,152 MM X 150 FT- BROWN/MED BLUE
4 093689-03-04A	FT FILM-MULTISTRIPE,66 MM X 150 FT- BROWN/MED BLUE
5 093789-01-05A	EA DECAL-LOGO ITASCA,WANGLE-BLACK/BROWN/MED BLUE
6 093790-01-01A	EA DECAL-LOGO "I"
7 093792-01-05A	EA DECAL-CORNER,FRONT,PASSENGERS - BROWN/MED BLUE
093792-02-05A	EA DECAL-CORNER,FRONT,DRIVERS - BROWN/MED BLUE
8 093797-01-05A	EA DECAL-TRANSITION PASSENGERS-BROWN/MED BLUE
093797-02-05A	EA DECAL-TRANSITION DRIVERS-BROWN/MED BLUE
9 093793-01-05A	EA DECAL-LOGO SUNFLYER,PASSENGERS- BLACK/BROWN/MED BLUE
093793-02-05A	EA DECAL-LOGO SUNFLYER,DRIVERS - BLACK/BROWN/MED BLUE
10 093689-05-05A	FT FILM-MULTISTRIPE,203 MM X 150 FT-BROWN/MED BLUE
11 078852-15-000	EA DECAL-LOGO "ITASCA" 6 50-BLACK/BROWN/MED BLUE
12 093798-01-05A	EA DECAL-CORNER,REAR,PASSENGERS-BROWN/MED BLUE
093798-02-05A	EA DECAL-CORNER,REAR,DRIVERS-BROWN/MED BLUE
093791-01-01A	EA DECAL-LOGO "ITASCA" BACKWALL - RAISE LETTER

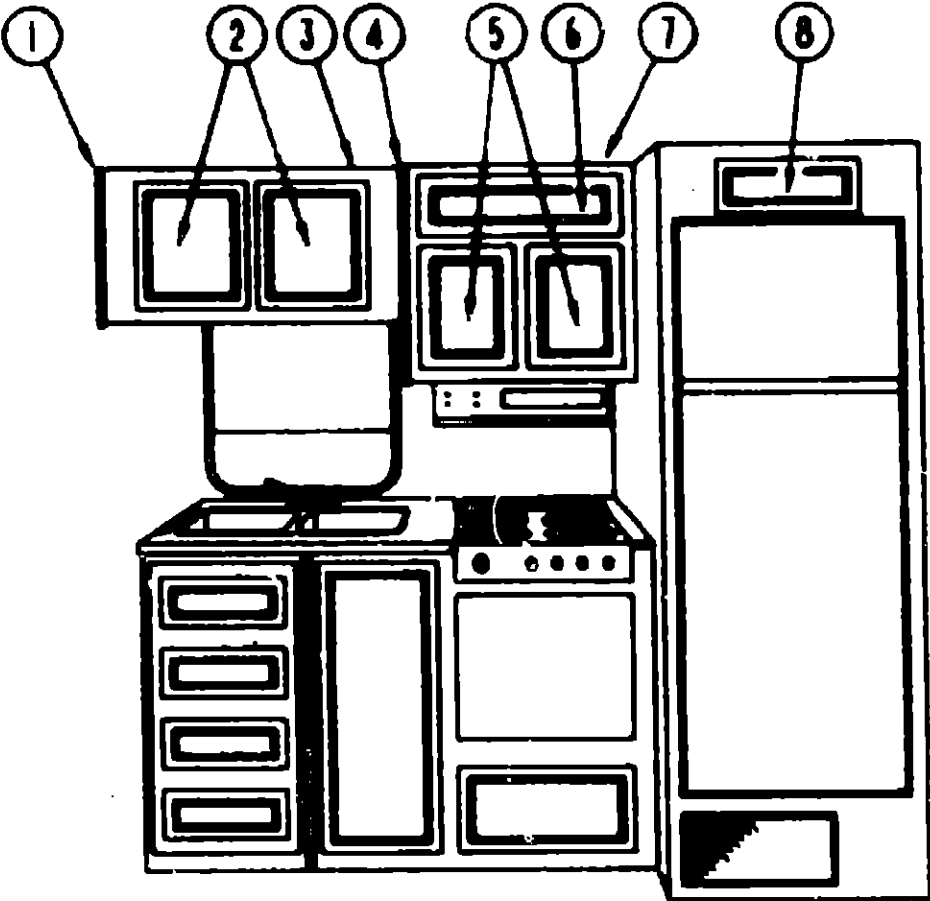
1990 ITASCA
 TABLE OF CONTENTS

INTRODUCTION	A-01 - A-02
ABBREVIATIONS	A-03
ALPHABETICAL INDEX	A-04 - A-06
ICN25RC	A-07 - F-12
ICN27RT	F-13 - K-16

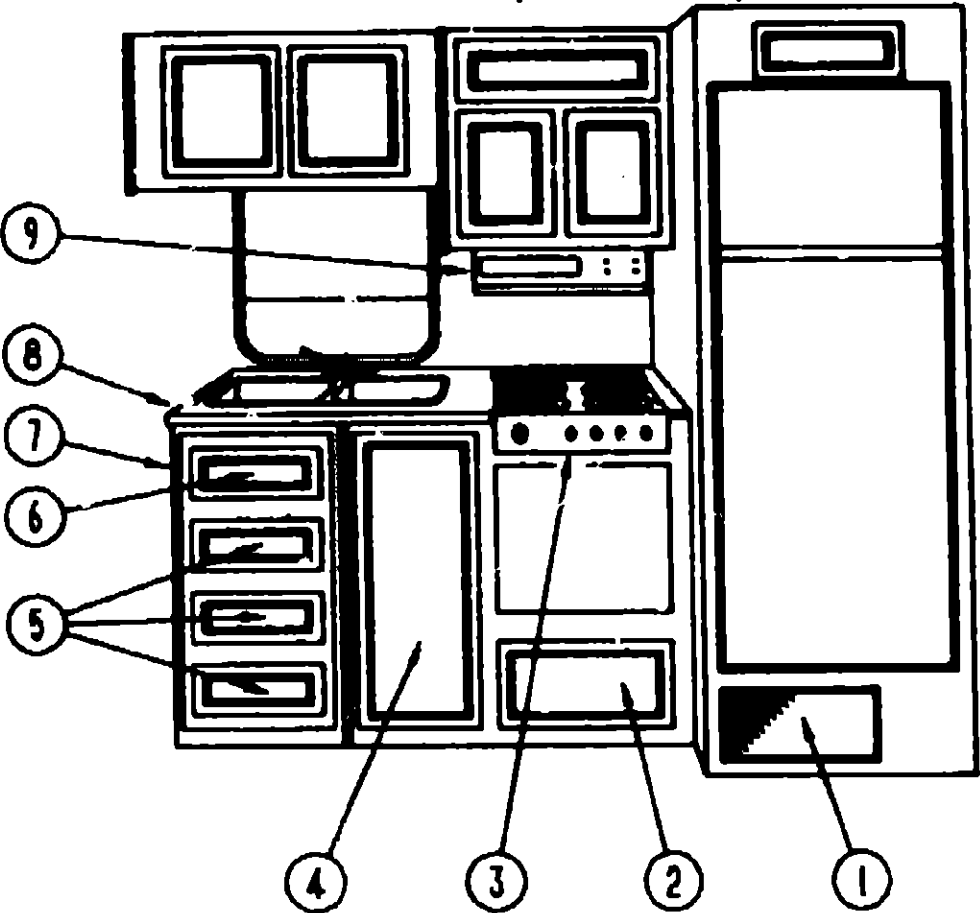
1990 ICN27RT INDEX

FLOOR PLAN	F-13 - F-14
ACCESSORIES	F-15 - F-24
BATH	G-01 - G-02
BEDROOM	G-03 - G-06
CHASSIS	G-07 - G-16
C C & PAD	G-17 - H-02
DINETTE	H-03 - H-06
DRIVERS	H-07 - H-10
ELECTRICAL	H-11 - H-16
EXTERIOR BODY	H-17 - I-04
GALLEY	I-05 - I-14
HEATING & A/C	I-15 - I-18
INTERIOR FINISH	I-19 - I-23
LABEL	I-24 - J-08
LP	J-09
LOUNGE	J-10 - J-11
SEALANTS & FASTENERS	J-12 - J-14
WATER & SEWAGE	J-15 - J-19
WINDOW, VENT AND EXTERIOR DOOR	J-20 - K-16

GALLEY GROUP



GALLEY GROUP (CONTINUED)



1990 ITASCA
TABLE OF CONTENTS

INTRODUCTION	A-01	A-02
ABBREVIATIONS	A-03	A-03
ALPHABETICAL INDEX	A-04	A-06
ICN25RC	A-07	F-12
ICN27RT	F-13	K-16

GALLEY CABINETS & COMPONENTS

KEY PART NUMBER	U/M DESCRIPTION
1 092747-01-Y10	EA END CAP-CABINET, O'VERHEAD - FRONT FROM 00-00-00 THRU 11-26-89
1 092092-01-AB6	EA END CAP-CABINET, OVERHEAD - FRONT FROM 11-27-89 THRU 99-99-99
2 M88304-84-X08	EA DOOR ASM-HARDWARE 11 4" X 16 1" FROM 00-00-00 THRU 11-26-89
2 M88304-L4-AE6	EA DOOR ASM-HARDWARE 11 4" X 16 1" FROM 11-27-89 THRU 99-99-99
3 M92078-J1-AE6	EA CABINET-OVERHEAD, SINK - W/O DOORS OR HARDWARE FROM 00-00-00 THRU 11-26-89
3 098923-01-AB6	EA CABINET-OVERHEAD, SINK - W/O DOORS OR HARDWARE FROM 11-27-89 THRU 99-99-99
4 092747-01-Y12	EA END CAP-CABINET, OVERHEAD - FRONT FROM 00-00-00 THRU 11-26-89
4 092090-03-AB6	EA END CAP-CABINET, OVERHEAD - FRONT FROM 11-27-89 THRU 01-01-90
4 092090-04-AB6	EA END CAP-CABINET, OVERHEAD - FRONT FROM 01-02-90 THRU 99-99-99
5 M88304-K8-AE1	EA DOOR-CABINET, W/O HARDWARE - 10 8" X 14 4" FROM 11-27-89 THRU 01-01-90
6 M88304-F4-AE6	EA DOOR-CABINET, W/O HARDWARE - 6 4" X 16" FROM 11-27-89 THRU 99-99-99
7 M97467-02-AE6	EA CABINET-OVERHEAD, RANGE - W/O DOORS OR HARDWARE FROM 00-00-00 THRU 11-26-89
7 M04092-03-AE6	EA CABINET-OVERHEAD, RANGE - W/O DOORS OR HARDWARE FROM 11-27-89 THRU 99-99-99
7 094767-02-AB6	EA CABINET-OVERHEAD, USED W/MICROWAVE - W/O DOORS OR HARDWARE FROM 00-00-00 THRU 11-26-89
7 M04092-04-AE6	EA CABINET-OVERHEAD, USED W/MICROWAVE - W/O DOORS OR HARDWARE FROM 11-27-89 THRU 99-99-99
M58204-A0-AB6	EA DOOR-CABINET, W/O HARDWARE - 14 37" X 21 85" FROM 00-00-00 THRU 11-26-89
8 M88304-F4-AB6	EA DOOR-CABINET, W/O HARDWARE - 6 4" X 16"

GALLEY CABINETS & COMPONENTS CONT.

KEY PART NUMBER	U/M DESCRIPTION
1 M02516-56-Y12	EA DOOR-FURNACE, W/MESH INSERT
2 M88304-05-X23	EA DOOR-CABINET, W/O HARDWARE - 9 6" X 21 8" FROM 00-00-00 THRU 11-26-89
2 M88304-L3-AE6	EA DOOR-CABINET, W/O HARDWARE - 9 6" X 21 8" FROM 11-27-89 THRU 99-99-99
3 055282-04-000	EA RANGE-4 BURNER, W/SMALL OVEN - MAGIC CHEF BT22NA - ALMOND FROM 00-00-00 THRU 11-26-89
3 098507-01-000	EA RANGE-4 BURNER, W/OVEN - MAGIC CHEF BT22NA - ALMOND W/BLACK DOOR FROM 11-27-89 THRU 99-99-99
4 M98339-06-AE6	EA DOOR-CABINET, FRONT - W/O HARDWARE - 14 37" X 33 5" FROM 00-00-00 THRU 11-26-89
4 M88304-95-X11	EA DOOR-CABINET, W/O HARDWARE - 14 4" X 26 8" FROM 11-27-89 THRU 99-99-99
5 M78921-33-AB6	EA DRAWER-CABINET, W/O HARDWARE - 13" X 15 2" - LOWER 3 DRAWERS FROM 11-27-89 THRU 99-99-99
6 M78921-34-AB6	EA DRAWER-CABINET, W/O HARDWARE - 13" X 6 7" - TOP DRAWER FROM 11-27-89 THRU 99-99-99
7 M03989-06-AE6	EA CABINET-GALLEY, W/O DOORS OR HARDWARE DEEP/LARGE (AE6,AE7) FROM 00-00-00 THRU 11-26-89
7 M03989-06-AE8	EA CABINET-GALLEY, W/O DOORS OR HARDWARE DEEP/LARGE (AE8) FROM 00-00-00 THRU 11-26-89
7 M04103-02-AE6	EA CABINET-GALLEY, W/O DOORS OR HARDWARE BLACK OVEN (AE6,AE7) FROM 11-27-89 THRU 99-99-99
7 M04103-02-AE8	EA CABINET-GALLEY, W/O DOORS OR HARDWARE BLACK OVEN (AE8) FROM 11-27-89 THRU 99-99-99
7 M03989-04-AE6	EA CABINET-GALLEY, W/O DOORS OR HARDWARE(USED W/RANGETOP) (AE6,AE7)
8 096900-11-AE6	EA COUNTERTOP-GALLEY (AE6,AE7) FROM 00-00-00 THRU 11-26-89
8 096900-11-AE8	EA COUNTERTOP-GALLEY (AE8) FROM 00-00-00 THRU 11-26-89
8 099204-12-AE6	EA COUNTERTOP-GALLEY (AE6,AE7) FROM 11-27-89 THRU 99-99-99
8 099204-12-AE8	EA COUNTERTOP-GALLEY (AE8) FROM 11-27-89 THRU 99-99-99
8 096900-11-AE6	EA COUNTERTOP-GALLEY (USED W/RANGETOP)
9 096983-09-01A	EA HOOD-RANGE, W/MONITOR PANEL - VENTLINE

1990 ICN27RT INDEX

FLOOR PLAN	F-13	F-14
ACCESSORIES	F-15	F-24
BATH	G-01	G-02
BEDROOM	G-03	G-06
CHASSIS	G-07	G-16
C C & PAD	G-17	H-02
DINETTE	H-03	H-06
DRIVERS	H-07	H-10
ELECTRICAL	H-11	H-16
EXTERIOR BODY	H-17	I-04
GALLEY	I-05	I-14
HEATING & A/C	I-15	I-18
INTERIOR FINISH	I-19	I-23
LABEL	I-24	J-08
LP		J-09
LOUNGE	J-10	J-11
SEALANTS & FASTENERS	J-12	J-14
WATER & SEWAGE	J-15	J-19
WINDOW, VENT AND EXTERIOR DOOR	J-20	K-16

GALLEY GROUP (CONTINUED)
GALLEY CABINETS & COMPONENTS CONT.

GALLEY GROUP (CONTINUED)
RANGE

1990 ITASCA
TABLE OF CONTENTS

INTRODUCTION	A-01 - A-02
ABBREVIATIONS	A-03
ALPHABETICAL INDEX	A-04 - A-06
ICN25RC	A-07 - F-12
ICN27RT	F-13 - K-16

1990 ICN27RT INDEX

FLOOR PLAN	F-13 - F-14
ACCESSORIES	F-15 - F-24
BATH	G-01 - G-02
BEDROOM	G-03 - G-06
CHASSIS	G-07 - G-16
C C & PAD	G-17 - H-02
DINETTE	H-03 - H-06
DRIVERS	H-07 - H-10
ELECTRICAL	H-11 - H-16
EXTERIOR BODY	H-17 - I-04
GALLEY	I-05 - I-14
HEATING & A/C	I-15 - I-18
INTERIOR FINISH	I-19 - I-23
LABEL	I-24 - J-06
LP	J-09
LOUNGE	J-10 - J-11
SEALANTS & FASTENERS	J-12 - J-14
WATER & SEWAGE	J-15 - J-19
WINDOW, VENT AND EXTERIOR DOOR	J-20 - K-16

KEY PART NUMBER	U/M DESCRIPTION
080329-01-000	FT SEAL-REFRIGERATOR CABINET
080812-02-AE6	EA GALLEY EXTENSION ASM (AE6,AE7) FROM 00-00-00 THRU 11-26-89
080812-02-AE8	EA GALLEY EXTENSION ASM (AE8) FROM 00-00-00 THRU 11-26-89
080812-03-AD5	EA GALLEY EXTENSION ASM (AE6,AE7) FROM 11-27-89 THRU 12-03-89
080812-03-AD7	EA GALLEY EXTENSION ASM (AE8) FROM 11-27-89 THRU 12-03-89
080812-04-AE1	EA GALLEY EXTENSION ASM (AE6,AE7) FROM 12-04-89 THRU 99-99-99
080812-04-AE3	EA GALLEY EXTENSION ASM (AE8) FROM 12-04-89 THRU 99-99-99

RANGE TOP

KEY PART NUMBER	U/M DESCRIPTION
081374-03-000	EA RANGE-4 BURNER, W/O OVEN - ALMOND - MAGIC CHEF BT85NA-4 FROM 00-00-00 THRU 07-29-90
064782-02-715	EA CLIP-GRATE, MAGIC CHEF 413-00015
081374-03-704	EA REGULATOR-PRESSURE, MAGIC CHEF 7510P032-60
049045-01-703	EA VALVE-TOP BURNER, MAGIC CHEF 997-584
064782-02-700	EA TOP-MAIN-ALMOND-4BURNER
064782-02-714	EA FITTING-PIPE NIPPLE, 1/8" - MAGIC CHEF 863-1
098507-01-701	EA TOP-MAIN, ALMOND - MAGIC CHEF 2001F057-74
081374-03-700	EA TRIM-CAB. REAR - ALMOND - MAGIC CHEF 3608F016-74
081374-01-703	EA TRIM TOP REAR
081374-03-704	EA REGULATOR-PRESSURE, MAGIC CHEF 7510P032-60
081374-03-705	EA TRIM-BACK, ALMOND - MAGIC CHEF 3608F009-74
081374-01-000	EA RANGE-4 BURNER, W/O OVEN - ALMOND - MAGIC CHEF BT85NA-4 FROM 07-30-90 THRU 08-12-90
081374-01-700	EA TRIM-CAB TOP RIGHT, BLACK - MAGIC CHEF 3608F015-70
081374-01-701	EA TRIM-CAB TOP LEFT, BLACK - MAGIC CHEF 3608F018-70
081374-01-702	EA PANEL-MANIFOLD WARM, BLACK - MAGIC CHEF 52-20712-5X
081374-01-703	EA TRIM-TOP REAR, MAGIC CHEF 52-10354-3
081374-01-704	EA GUARD-FABRIC, MAGIC CHEF 50-11-688-2
102019-01-01A	EA RANGE TOP-4 BURNER, ALMOND - MAGIC CHEF BT85RA-4 FROM 08-13-90 THRU 99-99-99
102020-01-701	EA HANDLE, DOOR
102020-01-702	EA PANEL, MANIFOLD
102022-01-700	EA PANEL, DOOR (BLACK) SPEC 49
102020-01-700	EA SHELF-OVEN
102020-01-705	EA TRIM(LEFT)
102022-01-701	EA TRIM(LEFT)
102020-01-708	EA BURNER ASSEMBLY (OVEN)
102020-01-709	EA BUMPER, GRATE
102020-01-711	EA GRATE, TOP
102020-01-712	EA KNOB, BURNER VALVE
102020-01-713	EA KNOB, THERMOSTAT
102020-01-714	EA PILOT, OVEN
102022-01-702	EA PIPE, MANIFOLD
102022-01-703	EA REGULATOR, PRESSURE
102020-01-717	EA THERMOSTAT
102020-01-719	EA TOP, MAIN (BLACK)
102020-01-720	EA VALVE, MERCURY CONTROL
102020-01-721	EA VALVE, SHUT-OFF
102020-01-722	EA VALVE, TOP BURNER
102020-01-723	EA PILOT, BURNER
102020-01-724	EA BUMPER, MAIN TOP

KEY PART NUMBER	U/M DESCRIPTION
085280-04-000	EA COVER-BI-FOLD, RANGE - ALMOND - MAGIC CHEF KL16A-1 FROM 00-00-00 THRU 12-11-89
085280-03-000	EA COVER-BIFOLD, RANGE - ALMOND - MAGIC CHEF KL22A-1 FROM 12-12-89 THRU 99-99-99
055282-04-000	EA RANGE-4 BURNER, WOVEN - MAGIC CHEF BT16NA - ALMOND FROM 00-00-00 THRU 11-26-89
055282-03-708	EA BUMPER-MAIN TOP, PLASTIC PLUG - MAGIC CHEF 744-176
049045-01-742	EA BURNER ASM-OVEN, MAGIC CHEF 50-20216
064782-02-715	EA CLIP-GRATE, MAGIC CHEF 413-00015
055282-03-702	EA KNOB-THERMOSTAT, MAGIC CHEF 50-20281
081374-02-701	EA REGULATOR-PRESSURE, MAGIC CHEF 976-27
055282-03-700	EA THERMOSTAT, MAGIC CHEF 993-476
049045-01-703	EA VALVE-TOP BURNER, MAGIC CHEF 997-584
064782-02-705	EA HANDLE-OVEN DOOR, BLACK - MAGIC CHEF 50-25104
049045-01-728	EA BROILER PAN W/O INSERT, MAGIC CHEF 50-22114-2
098507-02-700	EA FILTER-PILOT, MAGIC CHEF 735-126
098507-02-701	EA INSERT-BURNER (SLOTTED VENT), MAGIC CHEF 7214P015-60
049045-01-741	EA INSERT-BROILER PAN, MAGIC CHEF 5022119-1 OR 2
064782-02-710	EA BRACKET-FRONT GLASS, MAGIC CHEF 56-62097
064782-02-712	EA GRATE-TOP BURNER, SQUARE HOLES - MAGIC CHEF 50-2543
064782-02-714	EA FITTING-PIPE NIPPLE, 1/8" - MAGIC CHEF 863-1
098507-01-701	EA TOP-MAIN, ALMOND - MAGIC CHEF 2001F057-74
064782-02-708	EA VALVE-MERCURY CONTROL, MAGIC CHEF 999-626
055282-04-700	EA PANEL-OVEN DOOR, ALMOND - MAGIC CHEF 50-26577-2A
098507-02-707	EA TOP-MAIN, EBONY - MAGIC CHEF 2001F057-70
098507-01-000	EA RANGE-4 BURNER, W/ALMOND TOP & DOOR - MAGIC CHEF BT22NA FROM 11-27-89 THRU 99-99-99
098507-01-700	EA PANEL OVEN DOOR-ALMOND, MAGIC CHEF 2401F075-74
098507-01-701	EA TOP-MAIN, ALMOND - MAGIC CHEF 2001F057-74
052583-01-704	EA KNOB-BURNER
055282-03-702	EA KNOB-THERMOSTAT, MAGIC CHEF 50-20281
064782-02-712	EA GRATE-TOP BURNER, SQUARE HOLES - MAGIC CHEF 50-2543
064782-02-715	EA CLIP-GRATE, MAGIC CHEF 413-00015
064782-02-705	EA HANDLE-OVEN DOOR, BLACK - MAGIC CHEF 50-25104
081374-02-701	EA REGULATOR-PRESSURE, MAGIC CHEF 976-27
055282-03-700	EA THERMOSTAT, MAGIC CHEF 993-476
049045-01-703	EA VALVE-TOP BURNER, MAGIC CHEF 997-584
049045-01-728	EA BROILER PAN W/O INSERT, MAGIC CHEF 50-22114-2
049045-01-741	EA INSERT-BROILER PAN, MAGIC CHEF 5022119-1 OR 2
049045-01-712	EA KNOB-BURNER FR BT16GS4/22GS
064782-02-714	EA FITTING-PIPE NIPPLE, 1/8" - MAGIC CHEF 863-1
064782-02-708	EA VALVE-MERCURY CONTROL, MAGIC CHEF 999-626
064782-02-713	EA GAS REGULATOR - MAGIC CHEF 076-11

GALLEY GROUP (CONTINUED)
RANGE HOOD

GALLEY GROUP (CONTINUED)
RANGE HOOD CONT

1990 ITASCA

TABLE OF CONTENTS

INTRODUCTION	A-01 -	A-02
ABBREVIATIONS		A-03
ALPHABETICAL INDEX	A-04 -	A-06
ICN25RC	A-07 -	F-12
ICN27RT	F-13 -	K-16

1990 ICN27RT INDEX

FLOOR PLAN	F-13 -	F-14
ACCESSORIES	F-15 -	F-24
BATH	G-01 -	G-02
BEDROOM	G-03 -	G-06
CHASSIS	G-07 -	G-16
C C & PAD	G-17 -	H-02
DINETTE	H-03 -	H-06
DRIVERS	H-07 -	H-10
ELECTRICAL	H-11 -	H-16
EXTERIOR BODY	H-17 -	I-04
GALLEY	I-05 -	I-14
HEATING & A/C	I-15 -	I-18
INTERIOR FINISH	I-19 -	I-23
LABEL	I-24 -	J-08
LP		J-09
LOUNGE	J-10 -	J-11
SEALANTS & FASTENERS	J-12 -	J-14
WATER & SEWAGE	J-15 -	J-19
WINDOW, VENT AND		
EXTERIOR DOOR	J-20 -	K-16

KEY PART NUMBER	U/M DESCRIPTION
096983-05-01A	EA HOOD-RANGE, W/MONITOR PANEL - VENTLINE FROM 00-00-00 THRU 10-08-90
	NO LONGER AVAILABLE
090973-01-700	EA MOTOR - LVS CA508-1
092696-01-000	EA CABLE-VENT, W/MUT - 12 3' - VENTLINE
090973-01-702	EA BLADE-FAN, LVS VA183-1
092696-01-709	EA BULB-912, LVS VA415
092696-01-710	EA SOCKET-LIGHT, LVS CB267-2
096983-01-708	EA LAMP LENS, VENTLINE CC179
075470-01-703	EA SWITCH-ON-MOMENTARY, JENSEN RP1016
075470-01-705	EA SWITCH-ON/OFF/ON MOMENTARY, JENSEN RP1014
092696-01-701	EA PLASTIC KNOB F/CABLE, VENTLINE CC 225
092696-01-703	EA FUSE HOLDER, VENTLINE CC195
079353-01-700	EA TEST CONNECTOR, LVS 7904
075470-01-703	EA SWITCH-ON-MOMENTARY, JENSEN RP1016
075470-01-702	EA SWITCH-ON/OFF, LVS CB484
096983-01-707	EA FILTER-GREASE, 8" X 8" - LVS CC246
096983-01-709	EA SWITCH & LEVER MODULE 17 1/2, VENTLINE CB547-4
079353-01-704	EA CIRCUIT BD.TANKS - LVS 5062
072351-02-700	EA CLOCK ASM-LVS IND.
096983-03-700	EA METAL FACE PLATE SCREENED - JENSEN 1891-01
096983-03-710	EA CONTROL PANEL ASM - JENSEN L1992
076799-01-713	EA SWITCH-S.P.D.T. - JENSEN 108
096983-01-703	EA SWITCH ON-ON - JENSEN 115
096983-09-01A	EA HOOD-RANGE, W/MONITOR PANEL - ALMOND - VENTLINE FROM 10-09-89 THRU 99-99-99
	NO LONGER AVAILABLE
096983-09-700	EA METAL FACE PLATE (SCREENED) - JENSEN 1995
090973-01-700	EA MOTOR - LVS CA508-1
090973-01-702	EA BLADE-FAN, LVS VA183-1
092696-01-709	EA BULB-912, LVS VA415
092696-01-710	EA SOCKET-LIGHT, LVS CB267-2
096983-01-708	EA LAMP LENS, VENTLINE CC179
096983-01-707	EA FILTER-GREASE, 8" X 8" - LVS CC246
079353-01-704	EA CIRCUIT BD.TANKS - LVS 5062
075470-01-703	EA SWITCH-ON-MOMENTARY, JENSEN RP1016
075470-01-705	EA SWITCH-ON/OFF/ON MOMENTARY, JENSEN RP1014
092696-01-701	EA PLASTIC KNOB F/CABLE, VENTLINE CC 225
096983-01-709	EA SWITCH & LEVER MODULE 17 1/2, VENTLINE CB547-4
092696-01-703	EA FUSE HOLDER, VENTLINE CC195
079353-01-700	EA TEST CONNECTOR, LVS 7904
050225-01-000	EA LABEL-WARNING, STOVE VENT - US
096983-04-01A	EA HOOD-RANGE, W/MONITOR PANEL - CANADIAN FROM: 00-00-00 THRU 10-08-89
	NO LONGER AVAILABLE
090973-01-700	EA MOTOR - LVS CA508-1
090973-01-702	EA BLADE-FAN, LVS VA183-1
092696-01-709	EA BULB-912, LVS VA415
092696-01-710	EA SOCKET-LIGHT, LVS CB267-2
096983-01-708	EA LAMP LENS, VENTLINE CC179
096983-01-707	EA FILTER-GREASE, 8" X 8" - LVS CC246
072351-02-700	EA CLOCK ASM-LVS IND.
079353-01-704	EA CIRCUIT BD.TANKS - LVS 5062
075470-01-703	EA SWITCH-ON-MOMENTARY, JENSEN RP1016
075470-01-705	EA SWITCH-ON/OFF/ON MOMENTARY, JENSEN RP1014
092696-01-701	EA PLASTIC KNOB F/CABLE, VENTLINE CC 225
096983-01-709	EA SWITCH & LEVER MODULE 17 1/2, VENTLINE CB547-4
092696-01-703	EA FUSE HOLDER, VENTLINE CC195
079353-01-700	EA TEST CONNECTOR, LVS 7904

KEY PART NUMBER	U/M DESCRIPTION
096983-10-01A	EA HOOD-RANGE, W/MONITOR PANEL - CANADIAN FROM: 10-09-89 THRU 99-99-99
	NO LONGER AVAILABLE
096983-10-701	EA BEZEL-SWITCH LEVER, CABLE TO VENT - VENTLINE 1997
092696-01-701	EA KNOB-LEVER, CABLE - PLASTIC - BLACK - VENTLINE CC225
092696-01-702	EA RESISTER-WIRE, VENTLINE L7314
092696-01-709	EA BULB-912, VENTLINE VA415
092696-01-710	EA SOCKET-LIGHT, VENTLINE CB267-2
096983-01-708	EA LENS-LAMP, VENTLINE CC179
096983-01-709	EA SWITCH-LEVER, W/CABLE - VENTLINE CB547-4
090973-01-702	EA BLADE-FAN, LVS VA183-1
096983-01-707	EA FILTER-GREASE, 8" X 8" - LVS CC246
100258-04-700	EA CIRCUIT BOARD, VENTLINE 5037
100258-08-701	EA SWITCH-FAN, 2 SPEED - VENTLINE 122
096983-01-703	EA SWITCH-ON/ON - JENSEN 115
096983-01-702	EA SWITCH-TWO WAY MOMENTARY, VENTLINE 112
100258-10-01A	EA METER-HOUR, VENTLINE 150
090973-01-700	EA MOTOR - LVS CA508-1
096983-01700	EA SWITCH - ON - OFF
096983-01-701	EA SWITCH - MOMENTARY ONE WAY
096983-10-700	EA PANEL ASM. - 1998
090973-01-700	EA MOTOR - LVS CA508-1
090973-01-702	EA BLADE-FAN, LVS VA183-1
092696-01-709	EA BULB-912, LVS VA415
092696-01-710	EA SOCKET-LIGHT, LVS CB267-2
096983-01-709	EA LAMP LENS, VENTLINE CC179
096983-01-707	EA FILTER-GREASE, 8" X 8" - LVS CC246
079353-01-704	EA CIRCUIT BD.TANKS - LVS 5062
075470-01-703	EA SWITCH-ON-MOMENTARY, JENSEN RP1016
075470-01-705	EA SWITCH-ON/OFF/ON MOMENTARY, JENSEN RP1014
092696-01-701	EA PLASTIC KNOB F/CABLE, VENTLINE CC 225
096983-01-709	EA SWITCH & LEVER MODULE 17 1/2, VENTLINE CB547-4
092696-01-703	EA FUSE HOLDER, VENTLINE CC195
079353-01-700	EA TEST CONNECTOR, LVS 7904

GALLEY GROUP (CONTINUED)
MICROWAVE OVEN OPTION

KEY PART NUMBER	U/M DESCRIPTION
091289-05-000	EA OVEN-MICROWAVE, MAGIC CHEF M15E-9PB
091289-03-000	EA OVEN-MICROWAVE, W/ BROWNING OVEN - M CHEF M16-10PB
094745-01-01A	EA TRIM-MICROWAVE, LOWER - BLACK
094774-01-01A	EA TRIM-MICROWAVE, EITHER SIDE - BLACK
	FROM 00-00-00 THRU 05-27-90
094774-03-01A	EA TRIM-MICROWAVE, EITHER SIDE - BLACK
	FROM 05-28-90 THRU 99-99-99
094750-01-000	EA BRACKET-MICROWAVE, 90 DEGREE
091289-03-701	EA PLATE-CERAMIC, 9 5" - ROUND - MAGIC CHEF 248-0005
091289-03-702	EA CLIP-OVEN SHELF, WHITE - MAGIC CHEF 201-0044
091289-03-703	EA CLIP-OVEN SHELF, BLACK - MAGIC CHEF 201-0031
093744-03-000	EA BRACKET-TIEDOWN, STOVE - FRONT
093744-04-000	EA BRACKET-TIEDOWN, STOVE - REAR

MISCELLANEOUS GALLEY COMPONENTS

KEY PART NUMBER	U/M DESCRIPTION
093288-01-01A	EA TRAY-SILVERWARE, ALMOND - RUBBERMAID
	FROM 00-00-00 THRU 01-01-90
100081-01-01A	EA TRAY-SILVERWARE, ALMOND - RUBBERMAID
	FROM 01-02-90 THRU 99-99-99
058334-01-000	EA WASTEBASKET-9 3/4" X 7" X 10", WHITE - RUBBERMAID
093805-01-01A	EA RACK-TOWEL, WIRE - ALMOND
055516-03-000	EA BRACKET-REAR TIEDOWN, RANGE WOVEN
064952-01-000	EA FAUCET-GALLEY
093526-01-000	EA SINK-DOUBLE, STAINLESS STEEL - 19" X 25"
092303-01-000	EA STRAINER-SINK
091208-01-000	EA WASHER-RUBBER, 06" X 75" X 5"
091255-02-000	FT SEAL-ADHESIVE BACKED FOAM, 1.5" X .18"
096874-01-AB6	EA COVER-SINK (AE6,AE7)
	FROM 00-00-00 THRU 11-26-89
096874-01-AB8	EA COVER-SINK (AE8)
	FROM 00-00-00 THRU 11-26-89
093653-01-AB6	EA COVER-SINK (AE6,AE7)
	FROM 11-27-89 THRU 99-99-99
093653-01-AB8	EA COVER-SINK (AE8)
	FROM 11-27-89 THRU 99-99-99
092487-02-Y12	EA RACK-SPICE
092488-01-Y12	EA HOLDER-PAPER TOWEL
093153-01-000	EA BOARD-CUTTING, MAPLE - 10 6" X 14 5"
093238-01-Y12	EA HOLDER-KNIFE, COUNTERTOP - OAK
093282-01-000	EA BONNET-KNIFE HOLDER, UNDER COUNTER - METAL
098335-02-AB6	EA RAIL-GALLEY, .75" X 22 34"
091890-03-000	EA BRACKET - TIEDOWN, STOVE - RIGHT HAND
091890-04-000	EA BRACKET - TIEDOWN, STOVE - LEFT HAND

GALLEY GROUP (CONTINUED)
REFRIGERATOR & COMPONENTS

KEY PART NUMBER	U/M DESCRIPTION
094038-03-000	EA REFRIGERATOR-2-WAY, DOUBLE DOOR - NORCOLD 862
084879-03-700	EA COOLING UNIT - HORIZONTAL BURNER, NORCOLD# 61687237
064473-03-719	EA FLUE-HORIZONTAL BURNER, NORCOLD# 616162
088248-01-709	EA HEATER-AC, (HORIZONTAL) - NORCOLD# 615627
075217-01-737	EA CONTROL MODULE, NORCOLD# 61525022
094039-04-702	EA POWER SUPPLY (2 WAY) - NORCOLD 61647422
094039-04-701	EA EYEBROW (SHELL) 2 WAY - NORCOLD 61669822
094039-04-700	EA PC BOARD-2 WAY, NORCOLD# 61647322
084880-01-715	EA VALVE-SHUT OFF, MANUAL - NORCOLD# 61687922
084880-01-713	EA CONNECTOR-MALE, INLET FITTING - NORCOLD# 615256
064473-01-702	EA ORIFICE-NORCOLD 614521
088248-01-706	EA BURNER-HORIZONTAL, NORCOLD 615881
088248-01-708	EA ELECTRODE-IGNITION, (HORIZONTAL) - NORCOLD# 615732
084880-01-733	EA DAIRY KEEPER - NORCOLD 615804
094039-01-723	EA HINGE BRACKET, TOP RH-BOTTOM LEFT BLACK - NORCOLD 61580838
094039-01-708	EA HANDLE-DOOR, UPPER - BLACK - NORCOLD 61650038
094039-01-706	EA UPPER DOOR LINER (WHITE) BLACK - NORCOLD 61581838-B
094039-01-724	EA BRACKET-HINGE, TOP LEFT - BOTTOM RH - BLACK - NORCOLD 61
084880-01-722	EA CRISPER COVER - NORCOLD 615641
094039-01-731	EA CRISPER (GRAY) SILVER TRIM - NORCOLD 61571360
094038-01-708	EA CAB ASM-BLACK, WHITE LINER - WITH FRAME - NORCOLD 6166
084880-01-746	EA CABLE, NORCOLD 615715
094039-01-725	EA HINGE PIN (BLACK)(MALE) - NORCOLD 61578130
094039-01-730	EA HINGE PIN SHAFT(BLK) CTR HGE - NORCOLD 61566730
094039-01-728	EA HINGE BRKT(BLK) CTR HINGE - NORCOLD 61566530
084880-01-749	EA HINGE BUSHING - NORCOLD 615807
088248-01-707	EA ELECTRODE-SENSOR, (HORIZONTAL), NORCOLD# 615733
088248-01-710	EA HEATER-DC, (HORIZONTAL) - 3 WAY - NORCOLD# 615628
094039-01-702	EA GASKET (GRAY) UPPER - NORCOLD 61567830
094038-01-700	EA GASKET-LOWER, GRAY - NORCOLD 61567930
094039-01-706	EA UPPER DOOR LINER (WHITE) BLK - NORCOLD 61581838-B
094038-01-702	EA LINER-DOOR, LOWER - BLACK/WHITE - NORCOLD 61581938-B
094038-01-704	EA HANDLE-DOOR, LOWER - BLACK - NORCOLD 61650138
084880-01-718	EA VALVE-GAS, NORCOLD 615518
084880-03-705	EA BRACKET F/INT. REFRIG LIGHT - NORCOLD 616297
084880-03-706	EA LAMP (BULB) - NORCOLD 616289
084880-01-736	EA SWITCH-LIGHT, BLACK - NORCOLD# 615810
075217-01-738	EA SWITCH-HUMIDITY, NORCOLD 615259
084880-01-732	EA LATCH, NORCOLD 615785
094039-01-732	EA FRONT COVER(BLK) BTM TRIM - NORCOLD 61622130
094039-01-712	EA DOOR BIN(GRAY)SILVER BORDER - NORCOLD 61564060
094039-01-718	EA MILK BIN (GRAY)W/SILVER TRIM - NORCOLD 61579460
094039-01-740	EA PLUG-INSTALLATION, BLACK - NORCOLD 61579730
094039-01-722	EA HOLE PLUG (BLK) HINGE HOLES - NORCOLD 61582030
094039-01-711	EA JUICE RACK(GRAY)W/SILVER TRM - NORCOLD 61580540
075217-01-734	EA FUSE-3 AMP, NORCOLD# 615388
094039-01-726	EA SHELF-FREEZER EVAPORATOR, NORCOLD 615236
084880-03-707	EA COVER FLAMP OR BULB - NORCOLD 616279
094039-01-733	EA WIRE SHELF (MIDDLE) - NORCOLD 61563822
094039-01-734	EA WIRE SHELF (TOP) W/ RISER - NORCOLD 61563722
094039-01-704	EA HINGE PLATE (BLK) LH - NORCOLD 61631430
094039-01-710	EA HINGE PLATE(BLK) RHTOP LHBTM - NORCOLD 61631330
094039-01-741	EA TRAY-SHELF, PLASTIC - GRAY - NORCOLD 61680922
054450-01-000	EA LEVEL-REFRIGERATOR
084073-01-000	EA COVER-ROOF VENT, REFRIGERATOR - BEIGE - NORCOLD
084073-04-000	EA BASE-ROOF VENT, NORCOLD REFRIGERATOR - BLACK

1990 ITASCA
TABLE OF CONTENTS

INTRODUCTION	A-01 - A-02
ABBREVIATIONS	A-03
ALPHABETICAL INDEX	A-04 - A-06
ICN25RC	A-07 - F-12
ICN27RT	F-13 - K-16

1990 ICN27RT INDEX

FLOOR PLAN	F-13 - F-14
ACCESSORIES	F-15 - F-24
BATH	G-01 - G-02
BEDROOM	G-03 - G-06
CHASSIS	G-07 - G-15
C C & PAD	G-17 - H-02
DINETTE	H-03 - H-06
DRIVERS	H-07 - H-10
ELECTRICAL	H-11 - H-16
EXTERIOR BODY	H-17 - I-04
GALLEY	I-05 - I-14
HEATING & A/C	I-15 - I-18
INTERIOR FINISH	I-19 - I-23
LABEL	I-24 - J-08
LP	J-09
LOUNGE	J-10 - J-11
SEALANTS & FASTENERS	J-12 - J-14
WATER & SEWAGE	J-15 - J-19
WINDOW, VENT AND	
EXTERIOR DOOR	J-20 - K-16

GALLEY GROUP (CONTINUED)

LARGE 2-WAY REFRIGERATOR & COMPONENTS (OPTION L218)

KEY PART NUMBER	UNIT DESCRIPTION
094039-04-000	EA REFRIGERATOR-2-WAY, LARGE DOUBLE DOOR - NORCOLD 662
084880-03-701	EA COOLING UNIT (HORIZ BURNER) - NORCOLD 61687337
084880-03-700	EA FLUE(HORIZONTAL) BURNER - NORCOLD 616161
084880-01-735	EA HINGE BRKT, TOP LH-BTM RH BRN - NORCOLD 615809
084880-01-722	EA CRISPER COVER - NORCOLD 615641
088248-01-709	EA HEATER-AC, (HORIZONTAL) - NORCOLD# 615627
075217-01-737	EA CONTROL MODULE, NORCOLD# 61525022
094039-04-701	EA EYEBROW (SHELL) 2 WAY-NORCOLD 61688822
094039-04-700	EA PC BOARD (2 WAY) - NORCOLD 61647322
094039-04-702	EA POWER SUPPLY (2 WAY) - NORCOLD 61647422
094039-01-731	EA CRISPER (GRAY) SILVER TRIM - NORCOLD 61571360
094039-01-720	EA CAB ASSEMBLY (BRN FRAME/WHIT LINER) - NORCOLD# 616632
084880-01-715	EA VALVE-SHUT OFF, MANUAL - NORCOLD# 61697922
084880-01-713	EA CONNECTOR-MALE, INLET FITTING - NORCOLD# 615256
064473-01-702	EA ORFFICE 6EG-2, NORCOLD 614521
088248-01-706	EA BURNER-(HORIZONTAL), NORCOLD# 15881
088248-01-708	EA ELECTRODE-IGNITION, (HORIZONTAL) - NORCOLD# 615732
084880-01-733	EA DAIRY KEEPER - NORCOLD 615804
084880-01-734	EA BRACKET-HINGE, TOP RH - BOTTOM LH - BROWN NORCOLD 61
094039-01-707	EA UPPER DOOR HANDLE ASSY(BRN) - NORCOLD 61650037
094039-01-705	EA UPPER DOOR LINER (WHITE) BRN - NORCOLD 61581837-B
084880-01-731	EA HINGE PIN, NORCOLD 615781
084880-01-744	EA H'NGE PIN SHAFT (CTR HINGE), NORCOLD 615667
084880-01-726	EA HINGE BRACKET (CTR HINGE), NORCOLD 615665
084880-01-749	EA HINGE BUSHING - NORCOLD 615807
084880-01-746	EA CABLE, NORCOLD 615715
094039-01-702	EA GASKET (GRAY) UPPER - NORCOLD 61567830
094039-01-713	EA DOOR GASKET(LOWER) GRAY - NORCOLD 61568030
094039-01-705	EA UPPER DOOR LINER (WHITE) BRN - NORCOLD 61581837-B
094039-01-714	EA LOWER DOOR LINER (BRN/WHIT) - NORCOLD# 61581737-B
088248-01-707	EA ELECTRODE-SENSOR, (HORIZONTAL), NORCOLD# 615733
094039-01-716	EA LOWER DOOR HANDLE ASSY (BRN) - NORCOLD# 61649937
084880-03-705	EA BRACKET F/INT. RERIG LIGHT - NORCOLD 616297
084880-03-706	EA LAMP (BULB) - NORCOLD 616289
084880-01-718	EA VALVE-GAS, NORCOLD 615518
084880-01-736	EA SWITCH-LIGHT, BLACK - NORCOLD# 615810
075217-01-738	EA SWITCH-HUMIDITY, NORCOLD 615259
084880-01-732	EA LATCH, NORCOLD 615785
084880-02-700	EA LOWER FLANGE 8663&8683, NORCOLD 616221
094039-01-712	EA DOOR BIN(GRAY)SILVER BORDER - NORCOLD 61564060
094039-01-718	EA MILK BIN (GRAY)W/SILVER TRIM - NORCOLD 61579460
084880-01-748	EA PLUG-INSTALLATION, BROWN - NORCOLD 615797
084880-01-747	EA PLUG-HOLE, NORCOLD 61582022
094039-01-711	EA JUICE RACK(GRAY)W/SILVER TRM - NORCOLD 61580540
064472-01-749	EA PLUG-1/8", NORCOLD# 614453
075217-01-734	EA FUSE-3 AMP, NORCOLD# 615388
094039-01-726	EA SHELF-FREEZER EVAPORATOR, NORCOLD 615236
084880-03-707	EA COVER FLAMP OR BULB - NORCOLD 616279
094039-01-733	EA WIRE SHELF (MIDDLE) - NORCOLD 61563822
094039-01-734	EA WIRE SHELF (TOP) W/RISER - NORCOLD 61563722
094039-01-703	EA PLATE-HINGE, LH - BROWN - NORCOLD 61631422
094039-01-709	EA PLATE-HINGE, TOP RH - LH BOTTOM - BROWN - NORCOLD 61
094039-01-741	EA TRAY-SHELF, PLASTIC - GRAY - NORCOLD 61680922

GALLEY GROUP (CONTINUED)

REFRIGERATOR & COMPONENTS (JAPAN OPTION L040)

KEY PART NUMBER	UNIT DESCRIPTION
094039-01-000	EA REFRIGERATOR-LARGE, DOUBLE DOOR - NORCOLD 683
084880-03-701	EA COOLING UNIT (HORIZ BURNER) - NORCOLD 61687337
084880-03-700	EA FLUE(HORIZONTAL) BURNER - NORCOLD 616161
084880-01-735	EA HINGE BRKT, TOP LH-BTM RH BRN - NORCOLD 615809
084880-01-722	EA CRISPER COVER - NORCOLD 615641
088248-01-709	EA HEATER-AC, (HORIZONTAL) - NORCOLD# 615627
075217-01-737	EA CONTROL MODULE, NORCOLD# 61525022
094039-01-701	EA EYEBROW (3 WAY) SHELL
094039-01-700	EA PC BOARD (3 WAY) ASSY
094039-01-737	EA POWER SUPPLY (3 WAY)
088248-01-710	EA HEATER-DC, (HORIZONTAL) - 3 WAY - NORCOLD# 615628
094039-01-731	EA CRISPER (GRAY) SILVER TRIM - NORCOLD 61571360
094039-01-721	EA CAB ASSY(BLK) FRAME WHIT LINER - NORCOLD 61663238
084880-01-715	EA VALVE-SHUT OFF, MANUAL - NORCOLD# 61697922
084880-01-713	EA CONNECTOR-MALE, INLET FITTING - NORCOLD# 615256
064473-01-702	EA ORFFICE 6EG-2, NORCOLD 614521
088248-01-706	EA BURNER-(HORIZONTAL), NORCOLD# 15881
088248-01-708	EA ELECTRODE-IGNITION, (HORIZONTAL) - NORCOLD# 615732
084880-01-733	EA DAIRY KEEPER - NORCOLD 615804
094039-01-723	EA HINGE BRKT, TOP RH-BTM LH BLK - NORCOLD 61580838
094039-01-707	EA UPPER DOOR HANDLE ASSY(BRN) - NORCOLD 61650037
094039-01-705	EA UPPER DOOR LINER (WHITE) BRN - NORCOLD 61581837-B
094039-01-725	EA HINGE PIN (BLACK)(MALE) - NORCOLD 61578130
094039-01-730	EA HINGE PIN SHAFT(BLK) CTR HGE - NORCOLD 61566730
094039-01-728	EA HINGE BRKT(BLK) CTR HINGE - NORCOLD 61566530
084880-01-749	EA HINGE BUSHING - NORCOLD 615807
084880-01-746	EA CABLE, NORCOLD 615715
094039-01-702	EA GASKET (GRAY) UPPER - NORCOLD 61567830
094039-01-713	EA DOOR GASKET(LOWER) GRAY - NORCOLD 61568030
094039-01-706	EA UPPER DOOR LINER (WHITE) BLK - NORCOLD 61581838-B
094039-01-715	EA LOWER DOOR LINER (BLK/WHIT) - NORCOLD 61581738-B
088248-01-707	EA ELECTRODE-SENSOR, (HORIZONTAL), NORCOLD# 615733
094039-01-717	EA LOWER DOOR HANDLE ASSY (BLK) - NORCOLD 61649938
084880-03-705	EA BRACKET F/INT. RERIG LIGHT - NORCOLD 616297
084880-03-706	EA LAMP (BULB) - NORCOLD 616289
084880-01-718	EA VALVE-GAS, NORCOLD 615518
084880-01-736	EA SWITCH-LIGHT, BLACK - NORCOLD# 615810
075217-01-738	EA SWITCH-HUMIDITY, NORCOLD 615259
084880-01-732	EA LATCH, NORCOLD 615785
094039-01-732	EA FRONT COVER(BLK) BTM TRIM - NORCOLD 61622130
094039-01-712	EA DOOR BIN(GRAY)SILVER BORDER - NORCOLD 61564060
094039-01-718	EA MILK BIN (GRAY)W/SILVER TRIM - NORCOLD 61579460
094039-01-740	EA PLUG-INSTALLATION, BLACK - NORCOLD 61579730
094039-01-722	EA HOLE PLUG (BLK) HINGE HOLES - NORCOLD 61582030
094039-01-711	EA JUICE RACK(GRAY)W/SILVER TRM - NORCOLD 61580540
064472-01-749	EA PLUG-1/8", NORCOLD# 614453
075217-01-734	EA FUSE-3 AMP, NORCOLD# 615388
094039-01-726	EA SHELF-FREEZER EVAPORATOR, NORCOLD 615236
084880-03-707	EA COVER FLAMP OR BULB - NORCOLD 616279
094039-01-733	EA WIRE SHELF (MIDDLE) - NORCOLD 61563822
094039-01-734	EA WIRE SHELF (TOP) W/RISER - NORCOLD 61563722
094039-01-704	EA HINGE PLATE (BLK) L H - NORCOLD 61631430
094039-01-710	EA HINGE PLATE(BLK) RHTOP LHBTM - NORCOLD 61631330
094039-01-741	EA TRAY-SHELF, PLASTIC - GRAY - NORCOLD 61580922

**1990 ITASCA
TABLE OF CONTENTS**

INTRODUCTION	A-01 -	A-02
ABBREVIATIONS		A-03
ALPHABETICAL INDEX	A-04 -	A-06
ICN25RC	A-07 -	F-12
ICN27RT	F-13 -	K-16

1990 ICN27RT INDEX

FLOOR PLAN	F-13 -	F-14
ACCESSORIES	F-15 -	F-24
BATH	G-01 -	G-02
BEDROOM	G-03 -	G-06
CHASSIS	G-07 -	G-16
C C & PAD	G-17 -	H-02
DINETTE	H-03 -	H-06
DRIVERS	H-07 -	H-10
ELECTRICAL	H-11 -	H-16
EXTERIOR BODY	H-17 -	I-04
GALLEY	I-05 -	I-14
HEATING & A/C	I-15 -	I-18
INTERIOR FINISH	I-19 -	I-23
LABEL	I-24 -	J-08
LP		J-09
LOUNGE	J-10 -	J-11
SEALANTS & FASTENERS	J-12 -	J-14
WATER & SEWAGE	J-15 -	J-19
WINDOW, VENT AND EXTERIOR DOOR	J-20 -	K-16

HEATING & AIR CONDITIONING GROUP

REAR HEATER

KEY	PART NUMBER	U/M DESCRIPTION
	009198-01-000	FT DUCT-HEAT, FLEXIBLE - 4" ID
	009200-01-000	EA TAPE-FURNACE, 1 1/2"
	023148-01-000	EA CLAMP-SCREW TYPE - 4"
	069636-02-000	EA CONNECTOR-DUCT, 4" ID
	000367-10-128	EA SCREW, 10-12 X 3/4 PPH, ZN
	007108-02-000	FT HOSE-HEATER, 3/4" ID
	007108-01-000	FT HOSE-HEATER, 5/8" ID
	008042-01-000	FT TUBING-VINYL, .65" ID
	056464-02-000	EA REGISTER-4IN DIA, PLASTIC W/O *DAMPER
		FORM: 00-00-00 THRU: 10-15-89
	056464-05-000	EA REGISTER-PLASTIC W/O DAMPER - 4" DIAMETER - GOLDEN
		FORM: 10-16-89 THRU: 99-99-99
	062401-01-000	EA CLAMP-HOSE, WORMGEAR .25" - 1"
	079059-01-000	EA HOSE-90 DEGREE, .61" ID X 4" X 36"
	079059-02-000	EA HOSE-90 DEGREE, .61" ID X 4" X 6"
	083081-01-000	EA HOSE-FORMED, 90 DEGREES
	084405-01-000	EA HEATER ASM-REAR, DUCTED - W/MOTOR AID - EVANS
	084405-01-700	EA HEATER CORE-EVANS# FT200223
	084405-01-701	EA FAN BLADES-EVANS# HV029931
	084405-01-702	EA MOTOR ASM-12 V, EVANS# 200146
	088753-01-000	FT TUBE-ALUMINIZED STEEL, 5/8" - 18 GAUGE
	040731-01-000	EA NIPPLE-INLET MANIFOLD, GM-3836094
	061673-01-000	EA BRACKET-MOTOR AID TUBES, 4" X 1 5" - STEEL
	062401-01-000	EA CLAMP-HOSE, WORMGEAR .25" - 1"
	062401-04-000	EA CLAMP-HOSE, WORMGEAR .69"- 1.25"
	071015-13-000	EA GROMMET-5/8" ID, FITS .09" MATERIAL RUBBER
	073194-02-000	EA CLAMP-HOSE, WORMGEAR 1 26"-1.97"
	086179-01-000	EA BRACKET-SUPPORT, HEATER HOSE - IN ENGINE COMPARTMENT
	088753-01-000	FT TUBE-ALUMINIZED STEEL, 5/8" - 18 GAUGE
	087202-01-000	EA SWITCH-KNOB, 4 POSITION
	096015-01-701	EA HOSE ASM #8, ARA 0987061
	096815-01-702	EA O'RING, #8 - ARA 0059606
	072342-03-709	EA O'RING, #10 - ARA 0059607
	072341-01-716	EA VALVE-DISCHARGE, 1/2" O'RING - ARA 0548325

AUTO A/C COMPONENTS ADDED TO CHEVY CHASSIS

KEY	PART NUMBER	U/M DESCRIPTION
	000G11-08-088	EA SCREW, 8-18 X 1/2 PPH - ZN
	007076-01-000	FT HOSE-FLEXIBLE PVC - 2" ID
	007108-01-000	FT HOSE-HEATER, 5/8" ID
	007281-01-000	EA HOSE-FLEXIBLE PVC, 2 5" ID X 50'
	007281-01-700	FT HOSE-FLEXIBLE PVC, 2.5" ID
	024990-01-000	EA OUTLET-DEFROSTER, WITH SWIVEL - 2" - TAN
	062401-04-000	EA CLAMP-HOSE, WORMGEAR .69"- 1.25"
	056402-01-000	EA BRACKET-HEATER TAN
	056402-02-000	EA BRACKET-HEATER W/BEND TAN
	056402-03-000	EA BRACKET-HEATER GRAY
	056402-04-000	EA BRACKET-HEATER W/BEND GRAY
	062401-04-000	EA CLAMP-HOSE, WORMGEAR, .69-1.25 ID
	091930-02-000	EA DUCT-DEFROSTER, W/O SIDE OUTLET
		CEILING ASSEMBLY

KEY	PART NUMBER	U/M DESCRIPTION
	093764-01-000	EA CEILING ASM-A/C COOL ONLY, TSR - COLEMAN 6759D714

ROOF A/C-13500 BTU - TWO UNITS - EUROPEAN L26F

KEY	PART NUMBER	U/M DESCRIPTION
	008356-01-000	EA CONNECTOR-PLASTIC, 3/8" AVG
	074983-01-000	EA LABEL-A/C SELECTOR
	092440-01-000	EA A/C-ROOF, 13500 BTU - 220V - 50HZ - COLEMAN# 6713C750
	092441-01-000	EA CEILING ASM-A/C, 220V - 50HZ - COLEMAN# 6712ET16
		PIECE PARTS NOT AVAILABLE WHEN PROCESSED

HEATING & AIR CONDITIONING GROUP (CONTINUED)

A/C EVAPORATOR

KEY	PART NUMBER	U/M DESCRIPTION
	088227-02-000	EA EVAPORATOR-A/C, ARA 0508213
	088227-02-701	EA BRACKET-BOWDEN CABLE MOUNTING, ARA 0409417
	088227-02-702	EA DOOR ASM., F.A./RECYCLING - ARA 0321330
	088227-02-703	EA SUCTION HOSE #10, ARA 0986712
	088227-02-705	EA HOSE, LIQUID, ARA 0986713
	088227-01-700	EA DOOR ASSEMBLY, ARA 0320516
	088227-01-701	EA CRANK-MIX, ROUND DOOR - ARA 0318225
	088227-01-703	EA EVAPORATOR, CORE, ARA 0560571
	088227-01-704	EA VALVE, EXPANSION BLOCK, ARA 1297022
	088227-01-707	EA RESISTOR, FUSED, A/C, ARA 0885515
	088227-01-708	EA MOTOR BLOWER, ARA 1120060
	088227-01-709	EA WHEEL REQUIRED BALANCING, ARA 0252084
	088227-01-711	EA CRANK, MIXING DOOR, ARA 0320480
	077052-01-700	EA COIL, EVAPORATOR, ARA 0560458
	072342-03-709	EA O'RING, #10 - ARA 0059607
	072342-03-707	EA O'RING, #6 - ARA 0059605
	072341-01-708	EA SERVO-VACUUM CONTROL, ARA 1120040
	075789-01-718	EA O'RING-AEROQUIP FITTING, ARA 0543513
	086782-02-705	EA PIN, PETAINER, ARA 1701767
	088227-02-705	EA HOSE, LIQUID, ARA 0986713

CONTROL & PLENUM

KEY	PART NUMBER	U/M DESCRIPTION
	091902-02-000	EA CONTROL/PLENUM ASM-ARA# 0508214
		FROM: 00-00-00 THRU: 11-22-89
	091902-02-700	EA ROD, A/C-HEAT DOOR, ARA 0321485
	091902-02-701	EA TRANSITION ASSEM. HI-TEMP, ARA 0766498
	091902-02-702	EA BRACKET, PLENUM MOUNT, ARA 0321501
	091902-02-703	EA GRILLE, ARA 0483164
	091902-01-700	EA DOOR, DEFROST/HEAT, ARA 0320579
	088227-01-711	EA CRANK, MIXING DOOR, ARA 0320480
	091902-01-701	EA MOTOR, VACUUM, ARA 1120042
	072341-01-708	EA SERVO-VACUUM CONTROL, ARA 1120040
	072341-01-710	EA CONTROL HEAD ASM W/O DECAL, ARA 0884970
	072341-01-722	EA DECAL-ONLY F/CONTROL HEAD, ARA 1900101
	072341-01-712	EA SWITCH-VACUUM, ARA 1298539
	091902-01-705	EA HARNESS & SOCKET JUMPER, ARA 0884635
	091902-01-706	EA CABLE, BOWDEN, ARA 0483152
	091902-01-707	EA HARNESS, WIRE, ARA 0885623
	091902-01-708	EA HARNESS, VACUUM, ARA 1000555
	077052-01-701	EA RELAY, ARA 1331142
	072341-08-700	EA RESERVOIR-VACUUM, ARA 1701039
	091902-01-709	EA GRILLE RETURN A/R, ARA 1701058
	091902-03-000	EA CONTROL/PLENUM ASM-ARA# 0508350
		FROM: 11-23-89 THRU: 99-99-99
	072341-06-700	EA SWITCH-4 SPEED, FAN - ARA 0883502
	091902-02-700	EA ROD, A/C-HEAT DOOR, ARA 0321485
	091902-02-701	EA TRANSITION ASSEM. HI-TEMP, ARA 0766498
	091902-02-702	EA BRACKET, PLENUM MOUNT, ARA 0321501
	091902-02-703	EA GRILLE, ARA 0483164
	091902-01-700	EA DOOR, DEFROST/HEAT, ARA 0320579
	088227-01-711	EA CRANK, MIXING DOOR, ARA 0320480
	091902-01-701	EA MOTOR, VACUUM, ARA 1120042
	072341-01-708	EA SERVO-VACUUM CONTROL, ARA 1120040
	072341-01-710	EA CONTROL HEAD ASM W/O DECAL, ARA 0884970
	072341-01-722	EA DECAL-ONLY F/CONTROL HEAD, ARA 1900101
	072341-01-712	EA SWITCH-VACUUM, ARA 1298539
	091902-01-705	EA HARNESS & SOCKET JUMPER, ARA 0884635
	091902-01-707	EA HARNESS, WIRE, ARA 0885623
	091902-01-708	EA HARNESS, VACUUM, ARA 1000555
	072341-08-700	EA RESERVOIR-VACUUM, ARA 1701039
	091902-01-709	EA GRILLE RETURN AIR, ARA 1701058

1990 ITASCA
TABLE OF CONTENTS

INTRODUCTION	A-01 -	A-02
ABBREVIATIONS		A-03
ALPHABETICAL INDEX	A-04 -	A-08
ICN25RC	A-07 -	F-12
ICN27RT	F-13 -	K-16

1990 ICN27RT INDEX

FLOOR PLAN	F-13 -	F-14
ACCESSORIES	F-15 -	F-24
BATH	G-01 -	G-02
BEDROOM	G-03 -	G-06
CHASSIS	G-07 -	G-16
C C & PAD	G-17 -	H-02
DINETTE	H-03 -	H-06
DRIVERS	H-07 -	H-10
ELECTRICAL	H-11 -	H-16
EXTERIOR BCDY	H-17 -	I-04
GALLEY	I-05 -	I-14
HEATING & A/C	I-15 -	I-18
INTERIOR FINISH	I-19 -	I-23
LABEL	I-24 -	J-08
LP		J-09
LOUNGE	J-10 -	J-11
SEALANTS & FASTENERS	J-12 -	J-14
WATER & SEWAGE	J-15 -	J-19
WINDOW, VENT AND EXTERIOR DOOR	J-20 -	K-16

HEATING & AIR CONDITIONING GROUP (CONTINUED)

SUBURBAN FURNACE & WALL THERMOSTAT

KEY	PART NUMBER	U/M DESCRIPTION
	083365-01-000	EA THERMOSTAT-WALL, FURNACE - SUBURBAN 0180902
	082300-03-000	EA FURNACE-SUBURBAN, 34,000 BTU - NT-34B
	082300-01-705	EA ELECTRODE, SUBURBAN 230956
	069634-01-733	EA RELAY, TIME DELAY 20&30 BTU, SUBURBAN 231202
	075696-01-700	EA MOTOR ASM-SUBURBAN# 231208
	082300-01-720	EA WHEEL-ROOM AIR, SUBURBAN 350113
	082300-02-702	EA MICROSWITCH ASM, SUBURBAN# X230509
	092300-01-726	EA WHEEL-COMB AIR, SUBURBAN 350110
	075696-02-728	EA GASKET-CROSSOVER TUBE, SUBURBAN 070385
	092300-01-724	EA GASKET-MOTOR MOUNT, SUBURBAN 070384
	092300-01-727	EA GASKET-COMBUSTION AIR HOUSING, SUBURBAN 070386
	092300-01-711	EA VENT CAP ASSEMBLY, SUBURBAN X260179
	069634-01-729	EA VALVE-GAS, JOHNSON - SUBURBAN 160832
	092300-01-701	EA CABINET FRONT, SUBURBAN 101172
	092300-01-708	EA SWITCH LIMIT, SUBURBAN 231440
	069634-01-720	EA ORIFICE-MAIN BURNER, SUBURBAN# 0180222
	092300-01-704	EA GASKET-ELECTRODE, SUBURBAN 070163
	069634-01-706	EA MODULE BOARD, SUBURBAN# 231427
	092300-01-718	EA ELBOW 90°, SUBURBAN 170374
	069634-01-716	EA VALVE-MANUAL SHUTOFF, SUBURBAN 160740
	092300-01-717	EA WIRE ASSEMBLY (POWER SUPPLY) - SUBURBAN X231428
	092300-01-706	EA DOOR-BURNER ACCESS, SUBURBAN 030523
	069634-01-732	EA GASKET-BURNER ACCESS DOOR, SUBURBAN 070398
	075696-02-709	EA DISC-GLASS, SUBURBAN 310026
	092300-01-715	EA MANIFOLD ASSEMBLY, SUBURBAN 171034
	069634-01-712	EA GASKET-MANIFOLD, SUBURBAN 070408
	092300-01-712	EA BURNER ASM, SUBURBAN X010701
	092300-01-721	EA BLOWER HOUSING ASSEMBLY, SUBURBAN 390283
	075696-02-727	EA BRACKET-MOTOR MOUNT, SUBURBAN# 062138
	092300-03-702	EA HOUSING, COMB AIR ASM NT-34BW - SUBURBAN X390417
	092300-01-728	EA HOUSING, COMB AIR (OUTSIDE) - SUBURBAN 390424
	092300-02-700	EA COMBUSTION CHAMBER ASM, 30&34 BW - SUBURBAN X021015
	069634-01-720	EA ORIFICE-MAIN BURNER, SUBURBAN 180222
	092300-03-701	EA MOTOR ASSEMBLY (NT-34BW)
	092300-01-700	EA CABINET, SUBURBAN X101176
	092300-01-000	EA FURNACE-24,000BTU, SUBURBAN NT-24B
	092300-01-705	EA ELECTRODE, SUBURBAN 230956
	069634-01-733	EA RELAY, TIME DELAY 20&30 BTU, SUBURBAN 231202
	069634-01-729	EA VALVE-GAS, JOHNSON - SUBURBAN 160832
	092300-01-723	EA MOTOR ASSEMBLY (NT-24BW), SUBURBAN 231206
	092300-01-720	EA WHEEL-ROOM AIR, SUBURBAN 350113
	075696-01-708	EA MICROSWITCH ASM F/24S ONLY, SUBURBAN 230510
	092300-01-726	EA WHEEL-COMB AIR, SUBURBAN 350110
	075696-02-728	EA GASKET-CROSSOVER TUBE, SUBURBAN 070385
	092300-01-724	EA GASKET-MOTOR MOUNT, SUBURBAN 070384
	092300-01-727	EA GASKET-COMBUSTION AIR HOUSING, SUBURBAN 070386
	092300-01-711	EA VENT CAP ASSEMBLY, SUBURBAN X260179
	092300-01-700	EA CABINET, SUBURBAN X101176
	092300-01-701	EA CABINET FRONT, SUBURBAN 101172
	092300-01-708	EA SWITCH LIMIT, SUBURBAN 231440
	069633-01-701	EA ORIFICE-MAIN BURNER, SUBURBAN 180215
	092300-01-704	EA GASKET-ELECTRODE, SUBURBAN 070163
	069634-01-706	EA MODULE BOARD, SUBURBAN# 231427
	092300-01-718	EA ELBOW 90°, SUBURBAN 170374
	069634-01-716	EA VALVE-MANUAL SHUTOFF, SUBURBAN 160740
	092300-01-717	EA WIRE ASSEMBLY (POWER SUPPLY) - SUBURBAN X231428
	092300-01-706	EA DOOR-BURNER ACCESS, SUBURBAN 030523
	069634-01-732	EA GASKET-BURNER ACCESS DOOR, SUBURBAN 070398
	075696-02-709	EA DISC-GLASS, SUBURBAN 310026
	092300-01-715	EA MANIFOLD ASSEMBLY, SUBURBAN 171034
	069634-01-712	EA GASKET-MANIFOLD, SUBURBAN 070408
	092300-01-712	EA BURNER ASM, SUBURBAN X010701
	092300-01-721	EA BLOWER HOUSING ASSEMBLY, SUBURBAN 390283
	075696-02-727	EA BRACKET-MOTOR MOUNT, SUBURBAN# 062138
	092300-01-725	EA HOUSING ASM-COMBUSTION AIR, SUBURBAN# X390416
	092300-01-728	EA HOUSING, COMB AIR (OUTSIDE) - SUBURBAN 390424
	092300-01-703	EA CHAMBER ASM-COMBUSTION, SUBURBAN# X021017

HEATING & AIR CONDITIONING GROUP (CONTINUED)

ROOF A/C-13500 BTU

KEY	PART NUMBER	U/M DESCRIPTION
	008356-01-000	EA CONNECTOR-PLASTIC, 3/8" AVG
	093763-01-04A	EA A/C-ROOF, 13500 BTU - OFF WHITE - COLEMAN 6759D707/6759
	093763-04-700	EA SHROUD(IVORY/IVORY), COLEMAN# 6759-4601
	093306-01-701	EA DECAL PKG LEFT&RIGHT, COLEMAN 678883591
	091225-01-709	EA START RELAY, COLEMAN# 1497-4131
	091225-01-710	EA START CAPACITOR, COLEMAN# 1497-0881
	073742-02-704	EA RUN CAPACITOR (COMPRESSOR), COLEMAN 14994661
	081606-01-708	EA LIMIT SWITCH (OPEN 180,CLOSE 110), COLEMAN# 6703-304
	093763-01-712	EA FAN BLADE-CONDENSER, COLEMAN# 6733-3221
	076303-01-712	EA MOTOR, COLEMAN# 6707A3119
	093763-01-702	EA OVERLOAD, COLEMAN# 6759-3931
	093763-01-703	EA IMPELLOR-7" DIA X 2 8" WIDE, COLEMAN# 6759-3271
	093763-01-704	EA CAPACITOR-FAN, COLEMAN# 1499-3461
	093763-01-707	EA EVAPORATOR COIL-COLEMAN# 1452-1351
	093763-01-708	EA CONDENSER COIL-COLEMAN# 1452-1251
	093763-01-709	EA COMPRESSOR-COLEMAN# 6749A3609
	093764-01-000	EA CEILING ASM-A/C COOL ONLY, TSR - COLEMAN 6759D714
	042204-01-709	EA THERMOSTAT IN-64, OUT-58, COLEMAN# 6701-3401
	042205-01-702	EA THERMOSTAT IN-89, OUT-58, COLEMAN# 6703-3401
	073742-01-701	EA SELECTOR SWITCH (5 TERMINAL), COLEMAN# 6759-3251
	073742-01-703	EA DECAL HEAT&COOL, COLEMAN# 6759-3491
	093763-01-705	EA DECAL-HEAT/COOL THERMOSTAT, COLEMAN# 6799A3471
	091225-01-713	EA KNOB (2 PER PACKAGE), COLEMAN# 6701-3251
	081606-01-712	EA CEILING SHROUD (IVORY), COLEMAN# 6769-5061
	073742-01-702	EA DECAL COOL ONLY, COLEMAN# 6759C3431
	076303-01-707	EA FILTER-6" X 14 3/4" X 1/2", 12 PER PKG - COLEMAN 670
	093763-01-710	EA SINGLE PARTS PACKAGE, COLEMAN# 6759-5841
	093763-01-711	EA GASKET PACKAGE, COLEMAN 67593281
	091225-01-717	EA DECAL (THERMOSTAT) COOL ONLY, COLEMAN# 6799A3441

HEATING SYSTEM COMPONENTS

KEY	PART NUMBER	U/M DESCRIPTION
	007376-01-000	FT HOSE-FLEXIBLE PVC - 2" ID
	098342-01-000	EA WYE-CONNECTOR, 2.5" FLEXHOSE
	092776-01-000	EA ADAPTER-DUCT, 2"
	089326-01-000	EA GRILLE-FLOOR, HEATING - 9.3" X 5.4" - BROWN
	092321-01-000	FT INSULATION-FIBERGLASS, W/ALUMINUM FOIL
	093614-01-01A	EA GRILLE-RETURN AIR, FURNACE - 15.6" X 7.6" - BROWN
	094600-01-01A	EA REGISTER-HEAT, FLOOR-W/O DAMPER, BROWN
		FROM: 00-00-00 THRU: 07-28-89
	094600-01-02A	EA REGISTER-HEAT, FLOOR-W/O DAMPER-3.6" X 10.5" X 1.4" - BROWN
		FROM: 07-30-89 THRU: 99-99-99
	094600-02-02A	EA REGISTER-HEAT, FLOOR - W/DAMPER - 3.6" X 10.5" X 1.4" BROWN
		FROM: 07-30-89 THRU: 99-99-99
	024996-01-000	EA OUTLET-DEFROSTER, WITH SWIVEL - 2" - TAN
	024990-03-000	EA OUTLET-1 COVERED, W/SWIVEL - 2" - GRAY
	084077-03-000	EA COVER-BLANK, ROOF A/C - IVORY

1990 ITASCA
TABLE OF CONTENTS

INTRODUCTION	A-01 -	A-02
ABBREVIATIONS		A-03
ALPHABETICAL INDEX	A-04 -	A-06
ICN25RC	A-07 -	F-12
ICN27RT	F-13 -	K-16

1990 ICN27RT INDEX

FLOOR PLAN	F-13 -	F-14
ACCESSORIES	F-15 -	F-24
BATH	G-01 -	G-02
BEDROOM	G-03 -	G-06
CHASSIS	G-07 -	G-16
C C & PAD	G-17 -	H-02
DINETTE	H-03 -	H-06
DRIVERS	H-07 -	H-10
ELECTRICAL	H-11 -	H-16
EXTERIOR BODY	H-17 -	I-04
GALLEY	I-05 -	I-14
HEATING & A/C	I-15 -	I-18
INTERIOR FINISH	I-19 -	I-23
LABEL	I-24 -	J-06
LP		J-09
LOUNGE	J-10 -	J-11
SEALANTS & FASTENERS	J-12 -	J-14
WATER & SEWAGE	J-15 -	J-19
WINDOW, VENT AND		
EXTERIOR DOOR	J-20 -	K-16

INTERIOR FINISH GROUP

ASSIST HANDLE & ENTRY DOOR STRIKE COVER

KEY	PART NUMBER	U/M DESCRIPTION
	069178-02-000	EA BRACKET-MOUNTING, ASSIST HANDLE
	000C16-07-168	EA BOLT-CARRIAGE, ASSIST HANDLE - 7/16" - 14 X 1" ZN
	000D20-07-008	EA NUT-ACORN, ASSIST HANDLE - 7/16" X 14 ZN
	053552-02-W04	EA HANDLE-ASSIST, INTERIOR - ENTRY DOOR - VINYL
	046867-01-000	EA GROMMET-STL-7/16ID X 100 BRS

BATH DOOR LATCH AND HARDWARE

KEY	PART NUMBER	U/M DESCRIPTION
	094485-01-01A	EA KNOB-DOOR, POLISHED BRASS
	009059-02-000	EA HINGE-2 IN. BRASS
	081317-12-Y10	EA JAMB-DOOR, SIDE W/O HOLE
	081317-13-Y10	EA JAMB-DOOR, SIDE W/HOLE
	074045-01-000	EA PLUG-OAK, 1/2" DIA

DINETTE TABLE HARDWARE

KEY	PART NUMBER	U/M DESCRIPTION
	004354-01-000	EA BUMPER-CABINET DOOR, RUBBER - BROWN
	064781-05-000	EA HOLDER-CUP, TWO STEP - BEIGE
	088410-01-000	EA BRACKET-LIFT, TABLE MOUNTED - BEIGE
	093550-01-000	EA BRACKET-FOLDING LEG
	092708-01-Y15	EA LEG-TABLE
	092593-01-04A	EA CATCH-TABLE LEG, BEIGE
	053200 05 000	EA SUPPORT-TABLE, 23.50 IN, BEIGE
	024281 07 000	EA BRACKET-TABLE LIFT
	024275 05 000	EA ROD-TABLE LIFT, BEIGE
	092707 01 G1A	EA MOLDING-OAK, REGAL
	092593 01 700	EA CATCH-TABLE LEG, E-COAT
	092593 01 01A	EA CATCH-TABLE LEG, MILL
	049493-08-000	EA FLOOR CATCH - TABLE LEG - TAN

FLOOR MATS

KEY	PART NUMBER	U/M DESCRIPTION
	081075-02-000	EA MAT-FLOOR, ENTRANCE
	081201-02-000	EA MAT-FLOOR, FRONT - DRIVER
	081202-0-000	EA MAT-FLOOR, FRONT - PASSENGER
	040069-01-000	EA MAT-DOOR-BLK RUB 10 1/2 X 26 - ITASCA LOGO

FLOOR COVERINGS & COMPONENTS

KEY	PART NUMBER	U/M DESCRIPTION
	096060-11-000	SY CARPET-AMETHYST, CORONET (AE6)
	096060-03-000	SY CARPET-2948 ECLIPSE-GREY (AE7)
	096060-06-000	SY CARPET-2405 TUMBLEWEED (AE8)
		00-00-00 THRU: 01-07-90
	096060-12-000	SY CARPET-PEARL BLUE, 14734 (AE8)
		01-08-90 THRU 99-99-99
	042720-08-000	SY VINYL - GALLEY FLOOR
	075233 01-000	SY PAD-CARPET, 3/8" X 6"
	076314-02-000	FT TAPE-CARPET SEAM, HEAT-BOND
	047034-02-000	SF PLASTIC-CARPET, 4" WIDE - CLEAR POLY
	075233-01-000	SY PAD-CARPET, 3/8" X 6"
	077309-02-000	EA TRIM-STEP BOX
	088412-04-000	EA TRIM-STEP BOX, ENTRANCE, 0680 MM, BEIGE
	089326-01-000	EA GRILLE-FLOOR
	092893-02-01A	EA LINER-STEP BOX, BLACK 126 MM
	097875-01-01A	EA THRESHOLD-CAB DOOR - 26 5" - BLACK

INTERIOR FINISH GROUP (CONTINUED)

BATT STRIPS

KEY	PART NUMBER	U/M DESCRIPTION
	086229-04-000	EA BATT STRIP - CEILING
	079653-04-000	EA BATT STRIP - KERFED-REGAL OAK
	088263-42-000	EA BATT-STRIP, MONTANA, PASTEL (AE6, AE7)
	085284-26-000	EA BATT-STRIP, TAPE, ADHESIVE, PASTEL
	085229-01-000	EA RETAINER-BATTEN, CEILING - 75" WIDE - 7 6' EA
	022992-11-000	FT MOLDING-REVERSE COVE, T-SHAPED - VINYL - IVORY
		FROM: 00-00-00 THRU: 04-15-90
	085284-03-700	EA BATT STRIP-TAPE ADH. 3"X250 629 REGAL OAK
	085284-03-000	EA BATT STRIP - MAIN WALL, ADHESIVE TAPE REGAL OAK
		FROM: 00-00-00 THRU: 02-23-92
	085284 66 000	FT STRIP-TAPE, 554 FOREST OAK
		FROM: 02-24-92 THRU: 99-99-99
	088263 32 000	EA BATT-STRIP, STICK PASTEL
		FROM: 00-00-00 THRU: 06-11-89
	088263 45 000	EA BATT-STRIP, COMET - TEAL
		FROM: 06-12-89 THRU: 99-99-99

WALL CLOCK

KEY	PART NUMBER	U/M DESCRIPTION
	100793-01-01A	EA CLOCK-WALL, GOLDEN AIRE

1990 ITASCA
TABLE OF CONTENTS

INTRODUCTION	A-01 -	A-02
ABBREVIATIONS		A-03
ALPHABETICAL INDEX	A-04 -	A-08
ICN25RC	A-07 -	F-12
ICN27RT	F-13 -	K-18

1990 ICN27RT INDEX

FLOOR PLAN	F-13 -	F-14
ACCESSORIES	F-15 -	F-24
BATH	G-01 -	G-02
BEDROOM	G-03 -	G-06
CHASSIS	G-07 -	G-16
C C & PAD	G-17 -	H-02
DINETTE	H-03 -	H-06
DRIVERS	H-07 -	H-10
ELECTRICAL	H-11 -	H-16
EXTERIOR BODY	H-17 -	I-04
GALLEY	I-05 -	I-14
HEATING & A/C	I-15 -	I-18
INTERIOR FINISH	I-19 -	I-23
LABEL	I-24 -	J-08
LP		J-09
LOUNGE	J-10 -	J-11
SEALANTS & FASTENERS	J-12 -	J-14
WATER & SEWAGE	J-15 -	J-19
WINDOW, VENT AND		
EXTERIOR DOOR	J-20 -	K-16

INTERIOR FINISH GROUP (CONTINUED)

DRAWER AND SLIDES

KEY PART NUMBER	U/M DESCRIPTION
084466-06-000	EA SLIDE-COMLETE, 12"
094067-01-01A	EA DRAWER DIVIDER,LT OAK
	FROM: 00-00-00 THRU: 11-26-89
084466-02-000	EA SLIDE-DRAWER, DRIVER
084466-03-000	EA SLIDE-DRAWER, PASSENGER
037688-03-000	EA GLIDE-CENTER, DRAWER
	FROM: 11-27-89 THRU: 99-99-99
037688-01-000	FT RAIL-V GUIDE, DRAWER
	FROM: 11-27-89 THRU: 99-99-99
037688-04-000	EA BRACKET-RAIL MOUNTING, FRONT
	FROM: 11-27-89 THRU: 99-99-99
037688-05-000	EA BRACKET-RAIL MOUNTING, REAR
	FROM: 11-27-89 THRU: 99-99-99
077409-02-000	EA SLIDE-DRAWER,PLASTIC 20.75
084466-04-000	EA SLIDE ASM-CABINET,RH
084466-05-000	EA SLIDE ASM-CABINET,LH

FABRICS AND TRIMS

KEY PART NUMBER	U/M DESCRIPTION
096008-28-000	YD FABRIC-PLAIN ACCENT UPHOLSTERY - - 54" BLUE/DESERT (AE6,AE8)
096008-18-000	YD FABRIC-UPHOLSTERY,MAIN - BLUE (AE6)
096008-37-000	YD FABRIC-UPHOLSTERY,PATTERN ACCENT - BLUE (AE6)
096008-19-000	YD FABRIC-UPHOLSTERY,MAIN - MAUVE (AE7)
096008-23-000	YD FABRIC-UPHOLSTERY,PATTERN ACCENT - MAUVE (AE7)
096008-30-000	YD FABRIC-UPHOLSTERY,PLAIN ACCENT - ROSE (AE7)
096008-35-000	YD FABRIC-UPHOLSTERY, (STEEL BLUE) (AE8)
072333-70-000	YD FABRIC-DRAPERY,CHROME (AE6,AE8)
072333-71-000	YD FABRIC-DRAPERY,CHANTILLY,(ROSE) (AE6,AE7)
072333-72-000	YD FABRIC-DRAPERY,SUEDE (AE8)
088273-41-000	YD FABRIC-BEDSPREAD,ICE (AE6,AE7)
088273-40-000	YD FABRIC-BEDSPREAD,#31 NATURAL (AE8)
077484-01-000	YD VINYL-SMOKE (AE6,AE7,AE8)
079680-01-000	YD VINYL-BEIGE 54" WIDE (AE6,AE7,AE8)
076796-02-000	YD VINYL-FOAM BACK, 42" WIDE GRAY
075244-02-000	YD VINYL-SHOWER CURTAIN LINER
103907-01-01A	YD VINYL-EXPANDED MADRID O/W
079680-01-000	YD VINYL-EXPANDED 26 OZ BUCKSKN
079349-03-AE6	YD WELT ASM-PATTERNED ACCENT (AE6)
079349-01-AD1	YD WELT ASM-ACCENT FABRIC (AE7)
079349-03-AE7	YD WELT ASM-PATTERNED ACCENT (AE7)
079349-01-AA1	YD WELT ASM-ACCENT FABRIC (AE8)
079349-04-AA1	YD WELT ASM-NARROW,ACCENT (AE8)
079349-01-AA1	YD WELT ASM-ACCENT FABRIC (AE6,AE8)
088273-42-000	SY FABRIC - BLACKOUT & WRAPAROUND - PARCHMENT
087272-01-000	YD DRAPERY LINING-48" IVORY
081926-01-000	YD BACKING-QUILTING,MATRESS COVER-WHITE
029012-01-000	BF FOAM-ROLLED-3/8" - 72" WIDE
088792-01-000	YD VELCRO-5/8" HOOK, NON-ADHES
088792-02-000	YD VELCRO-3/4" LOOP, ADHESIVE

DINETTE TABLE HARDWARE

KEY PART NUMBER	U/M DESCRIPTION
009040-04-000	EA LEG-PEDESTAL TABLE 27.50 IN - 2.25 O D BROWN
041194-01-000	EA BASE-TABLE,FLUSH MOUNT
042438-02-000	EA DOWEL-WOOD 2 O DIA X 2 IN
009040-03-000	EA BASE-TABLE, RAISED

INTERIOR FINISH GROUP (CONTINUED)

PANELING AND LAMINATES

KEY PART NUMBER	U/M DESCRIPTION
088272-72-000	SF PANELING-SHOWER, 4' X 7' OFF WHITE-INCREMENTS OF 32 SF
088272-38-000	SF PANELING-BATH 4' X 7'-INCREMENTS OF 32 SF
088272-63-000	SF PANELING-MAIN DECOR - 4' X 7'-INCREMENTS OF 32 SF
074497-20-000	SF PANELING-CABINET-FOREST OAK -4' X 8'
088272-98-000	SF PANELING-TRAVERTINE ANT WHITE (AE6,AE7,AE8)
	FROM: 03-16-92 THRU: 99-99-99
074498-24-000	SF LAMINATE-PLASTIC, 5' X 8' - WOODGRAIN, INCREMENTS OF 40 SF (AE6,AE7,AE8)
074498-31-000	SF LAMINATE-PLASTIC, 5' X 8' - INCREMENTS OF 40 SF (AE6,AE7)
074498-32-000	SF LAMINATE-PLASTIC, 5' X 8' - INCREMENTS OF 40 SF (AE8)
093743-01-02A	SF PLASTIC-ABS, 11.5" WIDE - OFF WHITE
000885-34-000	SF PARTICLE BOARD-VINYL COVERED, 1 SIDE - 3/8" X 49" X 97" LIGHT OAK
000885-35-000	SF PARTICLE BOARD-VINYL COVERED-3/4" ONE-SIDED/REGAL OAK
000885-36-000	SF PARTICLE BOARD-VINYL COVERED, 2 SIDED - 3/4" X 5' X 8' - REGAL OAK
089297-01-000	SF PLYWOOD-LUAN, OVERLAY GRADE - 4' X 8' - INC OF 32 SF

CABINET HARDWARE

KEY PART NUMBER	U/M DESCRIPTION
054856-01-000	EA RAIL-CORNER, BED - METAL - BEIGE
072369-19-000	EA MESH-EXPANDED, 15.5" X 6.5" - BRONZE
098979-01-000	EA CLIP-ADJUSTABLE SHELF
098980-02-000	EA PILASTER-ADJUSTABLE SHELF, 12" LONG
023320-01-000	EA PAD-FELT, 3/8" DIAMETER - BROWN
059777-02-000	EA HINGE-CABINET DOOR, BURNISHED BRASS
096645-01-000	EA PULL-CABINET, BRASS
016604-01-000	EA BRACE-CABINET, ANGLED METAL - 2.5"
083204-02-000	EA BUTTON-MIRROR RETAINING
016604-03-000	EA BRACE-CABINET ANGLE, 2.5" - BEIGE
042356-01-000	EA PLUG-BUTTON-MAHOGANY 3/8 DIA
074045-01-000	EA PLUG-OAK, 1/2" DIAMETER
093586-03-000	EA CATCH-SPRING, ROLLER
093586-04-000	EA STRIKE-SPRING STEEL
065740-01-000	EA BRACE-CABINET CORNER, PLASTIC
074493-02-000	EA SUPPORT-OVERHEAD DOOR, SPRUNG
081295-01-U01	EA SUPPORT-BASE, DINETTE - 1.5" X 28" - WOOD
085774-01-000	FT FASTENER-DUAL HOOK, 1" WIDE - ADHESIVE BACK - BLACK
085774-02-000	FT FASTENER-DUAL LOOP, 1" WIDE - ADHESIVE BACK - BLACK
075943-02-000	EA BRACE-ANGLE, W/HOLES - 1" X 1.5" X 14"- ALUMINUM - BEIGE
068716-01-001	EA BRACE-90 DEGREE ANGLE, 192" - EXTRUDED ALUMINUM
029094-04-000	YD VELCRO TAPE-LOOP, 1" WIDE - BLACK
029096-03-000	YD VELCRO TAPE-HOOK, 1" WIDE - BLACK
009018-01-000	EA CATCH-SCREEN DOOR ROLLER
079921-01-000	EA ROLLER-NYLON, W/STEEL SHAFT - BARBED
080736-01-000	EA PULL-RECESSED, 1.25" X 4" - OAK
096764-02-000	EA SLIPNOT-ANTISLIP, 1" WIDE (100' ROLL)
	FROM: 02-03-90 THRU: 02-23-90
091261-01-000	FT BACKING-NON SKID, 1" WIDE (100' ROLL)
	FROM: 02-24-90 THRU: 99-99-99

084356-03-000	EA INSERT-TV STAND TAN
084412-01-000	EA SUPPORT-HINGED
084451-01-000	EA CATCH-TV SHELF, BRASS
084625-02-000	EA HINGE-ALUMINUM, W/HOLES - 17.2" - TAN
384413-01-000	EA HINGE-CONTINUOUS, ALUMINUM - 1" X 72" - W/HOLES
093276-01-000	EA BRACE-PROP ROD, GAS
089024-01-000	EA SUPPORT-SPRING, TO FLOOR
089025-01-000	EA SUPPORT-SPRING, TO BED
088199-02-Y12	EA HINGE-BED, TOP LIFT - METAL - BEIGE
077252-01-000	EA PIN-HINGE
086235-02-000	EA BEARING-SNAPIN, 3/16" ID X 3/16"
057460-02-000	EA STUD-BALL, GAS SPRING - 10MM - 5/16" - 18
057460-03-000	EA CLIP-SAFETY, WIREFORM TYPE - GAS SPRING
057460-04-000	EA SPRING-GAS

1990 ITASCA
TABLE OF CONTENTS

INTRODUCTION	A-01 -	A-02
ABBREVIATIONS		A-03
ALPHABETICAL INDEX	A-04 -	A-06
ICN25RC	A-07 -	F-12
ICN27RT	F-13 -	K-18

1990 ICN27RT INDEX

FLOOR PLAN	F-13 -	F-14
ACCESSORIES	F-15 -	F-24
BATH	G-01 -	G-02
BEDROOM	G-03 -	G-06
CHASSIS	G-07 -	G-16
C G & PAD	G-17 -	H-02
DINETTE	H-03 -	H-06
DRIVERS	H-07 -	H-10
ELECTRICAL	H-11 -	H-16
EXTERIOR BODY	H-17 -	I-04
GALLEY	I-05 -	I-14
HEATING & A/C	I-15 -	I-18
INTERIOR FINISH	I-19 -	I-23
LABEL	I-24 -	J-08
LP		J-09
LOUNGE	J-10 -	J-11
SEALANTS & FASTENERS	J-12 -	J-14
WATER & SEWAGE	J-15 -	J-19
WINDOW, VENT AND		
EXTERIOR DOOR	J-20 -	K-16

INTERIOR FINISH GROUP (CONTINUED)

MIRROR

KEY PART NUMBER	U/M DESCRIPTION
093446-08-Y15	EA MIRROR ASM. -WOOD FRAMED 15.2" X 29.2"
058331-08-000	EA MIRROR-GLASS,SAFETY-24" X 30"
058331-10-000	EA MIRROR-GLASS,SAFETY-14.00" X 17.00"
058331-18-000	EA MIRROR-GLASS,SAFETY-11.25" X 22.4"
058331-22-000	EA MIRROR-GLASS,SAFETY- 17.16" X 44.52"
093446-03-Y15	EA MIRROR-WOOD FRAMED
058331-32-000	EA MIRROR-GLASS, SAFETY 13.6" X 27.6"

KEY PART NUMBER
062043-01-000
074559-01-000
091243-01-000
093236-05-000
050225-01-000
061606-01-000
056259-01-000
098641-01-000
093683-01-000
062043-01-000

KEY PART NUMBER
006040-02-000
006019-01-000
006040-01-000
006062-01-000
091243-01-000
091224-02-000
090342-01-000
087207-02-000
087207-05-000
077510-01-000
098641-01-000
075221-03-000
075220-01-000
062043-01-000
061417-01-000
054531-01-000
006188-01-000
006187-01-000
093236-05-000
050225-01-000
056259-01-000
061606-01-000
006199-01-000
047731-01-000
050222-01-000
006064-01-000

KEY PART NUMBER	U/M DESCRIPTION
093237-04-000	EA LABEL-CIRCUIT BREAKER, FRONT - AIR BAG COMP

LABEL & TAG GROUP

CALIFORNIA CHASSIS (OPT 37P)

U/M DESCRIPTION
EA LABEL-FUEL, UNLEADED
FROM 09-11-89 THRU: 01-14-90
EA DECAL-LOGO, LPG - RED - (CALIF CODE)
EA LABEL-A/C COVER, CEILING
EA LABEL-CIRCUIT BREAKER, MAIN
EA LABEL-WARNING, STOVE VENT - US
EA LABEL-OVERLAY, VEHICLE CERTIFICATION - ADHESIVE BACKED
EA LABEL-SAFETY CHECK LIST SUNVISOR
EA LABEL-FUEL, UNLEADED - DASH
EA LABEL - WARNING, CANCER/TOXICITY
EA LABEL-FUEL,UNLEADED

CANADIAN EXPORT

U/M DESCRIPTION
EA TAG-GAS REFUEL WARNING, CANADIAN
EA TAG-RVI APPROVED, PLASTIC
EA TAG-GAS REFUELING WARNING
EA TAG-ELECTRIC 110V CONNECTION
EA LABEL-A/C COVER - CANADIAN EXPORT
EA LABEL-TRAILER LIGHTING
EA LABEL-VAPOR RELIEF
EA LABEL-FUEL CAP REMOVAL
EA LABEL-FUEL CAP REMOVAL
EA LABEL-GENERATOR PREP
EA LABEL-FUEL,UNLEADED,I.P.
EA LABEL-TRAILER HITCH
EA LABEL-WARNING, EXTERIOR LOAD
EA LABEL-FUEL, UNLEADED
EA LABEL-FUEL
EA LABEL-LP GAS ONLY
EA LABEL-WASTE WATER
EA LABEL-SEWAGE
EA LABEL-CIRCUIT BREAKER, MAIN
EA LABEL-WARNING, STOVE VENT - US
EA LABEL-SAFETY CHECK LIST
EA LABEL-OVERLAY, VEHICLE CERTIFICATION - ADHESIVE BACK
EA LABEL-EXIT, "ESCAPE WINDOW"
EA LABEL-EMERGENCY EXIT
EA LABEL - STOVE VENT
EA LABEL-SEAT-W/O SEAT BELT US

AIR RIDE SUSPENSION OPTION L60B

U/M DESCRIPTION
EA LABEL-CIRCUIT BREAKER, FRONT - AIR BAG COMP

DRIVER POWER SEAT OPTION L63M

KEY PART NUMBER	U/M DESCRIPTION
093237-02-000	EA LABEL-CIRCUIT BREAKER, FRONT - POWER SEAT

1990 ITASCA

TABLE OF CONTENTS

INTRODUCTION	A-01 -	A-02
ABBREVIATIONS		A-03
ALPHABETICAL INDEX	A-04 -	A-06
ICN25RC	A-07 -	F-12
ICN27RT	F-13 -	K-16

1990 ICN27RT INDEX

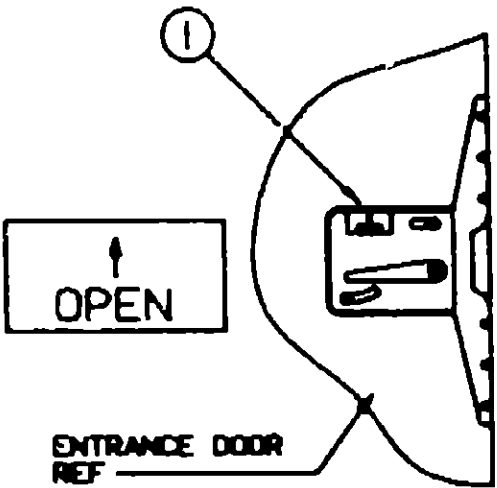
FLOOR PLAN	F-13 -	F-14
ACCESSORIES	F-15 -	F-24
BATH	G-01 -	G-02
BEDROOM	G-03 -	G-06
CHASSIS	G-07 -	G-16
C C & PAD	G-17 -	H-02
DINETTE	H-03 -	H-06
DRIVERS	H-07 -	H-10
ELECTRICAL	H-11 -	H-16
EXTERIOR BODY	H-17 -	I-04
GALLEY	I-05 -	I-14
HEATING & A/C	I-15 -	I-18
INTERIOR FINISH	I-19 -	I-23
LABEL	I-24 -	J-08
LP		J-09
LOUNGE	J-10 -	J-11
SEALANTS & FASTENERS	J-12 -	J-14
WATER & SEWAGE	J-15 -	J-19
WINDOW, VENT AND		
EXTERIOR DOOR	J-20 -	K-16

LABEL & TAG GROUP (CONTINUED)

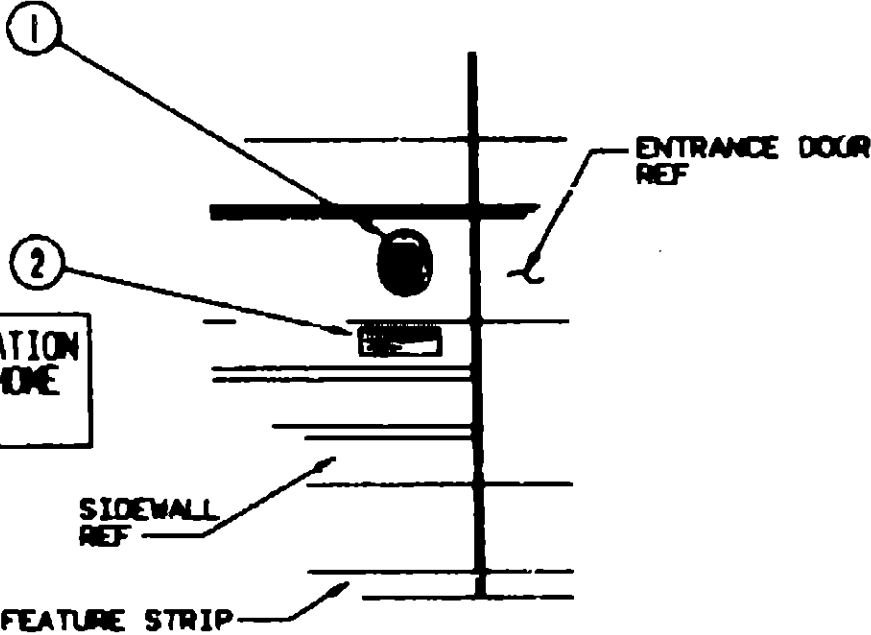

LABEL & TAG GROUP (CONTINUED)

LABELS & TAGS

KEY PART NUMBER	U/M DESCRIPTION
093236-01-000	EA LABEL-CIRCUIT BREAKER, MAIN
093237-01-000	EA LABEL-CIRCUIT BREAKER, FRONT - BATTERY CONDITION/RADIO
093237-03-000	EA LABEL-CIRCUIT BREAKER, FRONT - POWER SEAT (LIFT)
093237-06-000	EA LABEL-CIRCUIT BREAKER, FRONT - REAR PANEL
093237-07-000	EA LABEL-CIRCUIT BREAKER, FRONT - REAR PNL/CONV
093237-09-000	EA LABEL-CIRCUIT BREAKER, FRONT - INVERTER
096506-01-000	EA LABEL-"COMPARTMENT NOT SEALED"
050225-01-000	EA LABEL-WARNING, STOVE VENT - US
087236-01-000	EA LABEL-CABLE INPUT
087236-02-000	EA LABEL-TV OUTLET
006031-01-000	EA LABEL-POTABLE WATER ONLY
061606-01-000	EA LABEL-OVERLAY, VEHICLE CERTIFICATION - ADHESIVE BACKED
079966-01-000	EA LABEL-WARNING STOWED MOTION
088757-01-000	EA LABEL-RETAIL, 8 5/8" X 12 7/8"
090342-01-000	EA LABEL-VAPOR RELIEF
099509-01-000	EA LABEL-AWNING INSTALLATION
061417-01-000	EA LABEL-FUEL ON FUEL FILL DOOR
073998-01-000	EA LABEL-LPG ODOR WARNING
094675-01-000	EA LABEL-EXTERIOR LIGHT SERVICE
006064-01-000	EA LABEL-SEAT W/O SEATBELT "NOT INTENDED FOR USE WHILE COACH IN MOTION"



KEY PART NUMBER	U/M DESCRIPTION
1 040944-01-000	EA LABEL-ENTRANCE DOOR, "OPEN"



KEY PART NUMBER	U/M DESCRIPTION
1 006019-01-000	EA TAG-RVIA APPROVED, PLASTIC
2 099509-01-000	EA LABEL - AWNING INSTL

1990 ITASCA
TABLE OF CONTENTS

INTRODUCTION	A-01 - A-02
ABBREVIATIONS	A-03
ALPHABETICAL INDEX	A-04 - A-06
ICN25RC	A-07 - F-12
ICN27RT	F-13 - K-16

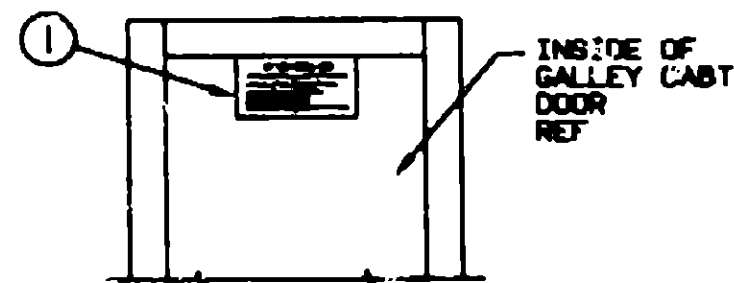
1990 ICN27RT INDEX

FLOOR PLAN	F-13 - F-14
ACCESSORIES	F-15 - F-24
BATH	G-01 - G-02
BEDROOM	G-03 - G-06
CHASSIS	G-07 - G-16
C C & PAD	G-17 - H-02
DINETTE	H-03 - H-06
DRIVERS	H-07 - H-10
ELECTRICAL	H-11 - H-16
EXTERIOR BODY	H-17 - I-04
GALLEY	I-05 - I-14
HEATING & A/C	I-15 - I-18
INTERIOR FINISH	I-19 - I-23
LABEL	I-24 - J-08
LP	J-09
LOUNGE	J-10 - J-11
SEALANTS & FASTENERS	J-12 - J-14
WATER & SEWAGE	J-15 - J-19
WINDOW VENT AND EXTERIOR DOOR	J-20 - K-16

KEY PART NUMBER	U/M DESCRIPTION
1 006062-01-000	EA TAG-ELECTRIC, 110V CONNECTION

LABEL & TAG GROUP (CONTINUED)


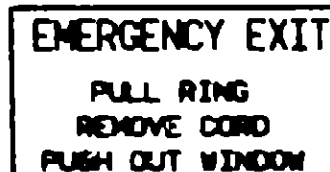
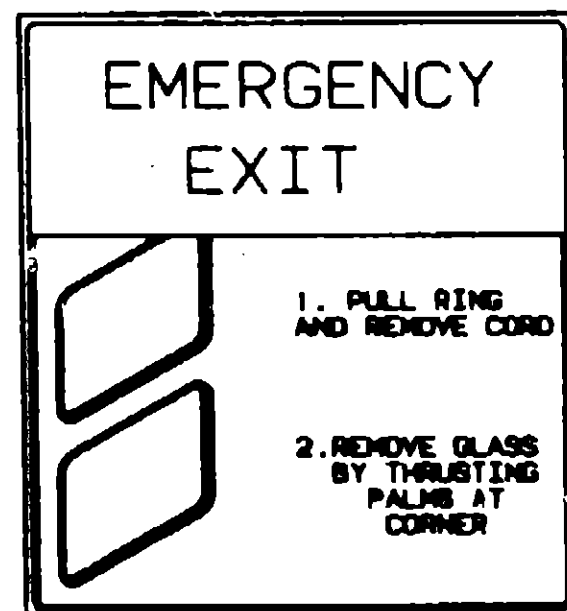
LABELS & TAGS



IF YOU SMELL GAS

1. DETERMINE IF OPEN FLAME, PILOT LIGHTS AND ALL OTHERS EXTINGUISHED.
2. SHUT OFF THE GAS SUPPLY AT THE TANK VALVE OR GAS SUPPLY CONNECTION.
3. OPEN DOORS AND OTHER VENTILATING DEVICES.
4. DO NOT TOUCH ELECTRICAL DEVICES.
5. LEAVE THE AREA UNTIL GAS CLEAR.
6. HAVE THE GAS SYSTEM CHECKED AND LEAKAGE REPAIR CORRECTED BEFORE USING AGAIN.

KEY PART NUMBER	U/M DESCRIPTION
1 073998-01-000	EA LABEL-LPG ODOR WARNING

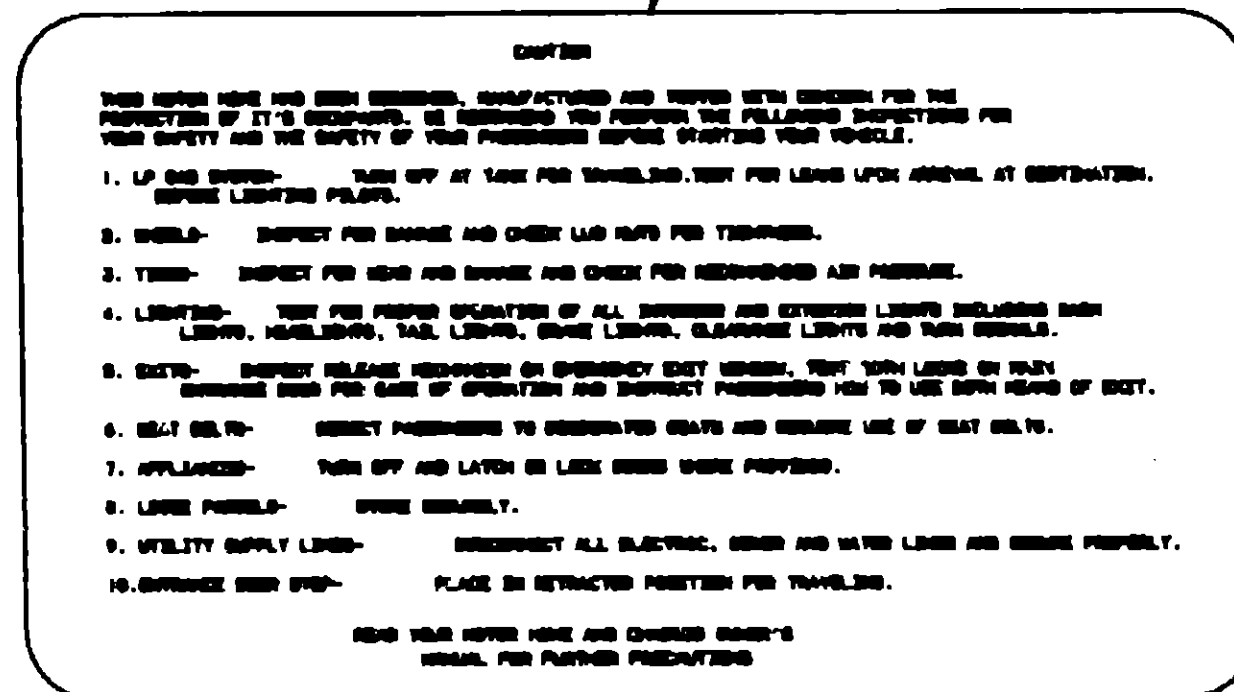
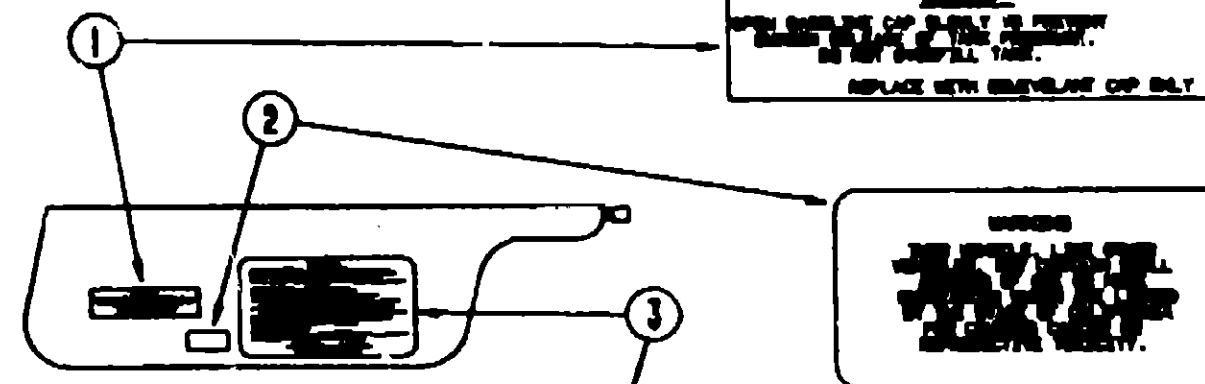


ESCAPE WINDOW REF

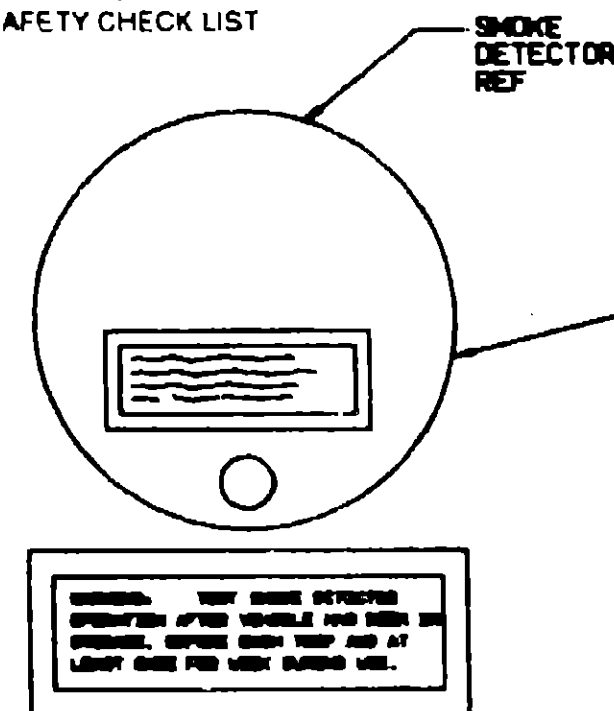
KEY PART NUMBER	U/M DESCRIPTION
1 039290-01-000	EA LABEL-WARNING-EXIT
2 047731-01-000	EA LABEL-EMERGENCY EXIT - ESCAPE WINDOW
3 006199-01-000	EA LABEL-EXIT-ESCAPE WINDOW

LABEL & TAG GROUP (CONTINUED)

LABELS & TAGS



KEY PART NUMBER	U/M DESCRIPTION
1 087207-05-000	EA LABEL-FUEL CAP REMOVAL
2 099689-01-000	EA LABEL-WARNING, CANCER/TOXICITY
3 056259-01-000	EA LABEL-SAFETY CHECK LIST



KEY PART NUMBER	U/M DESCRIPTION
1 077956-01-000	EA LABEL-WARNING, SMOKE DETECTOR

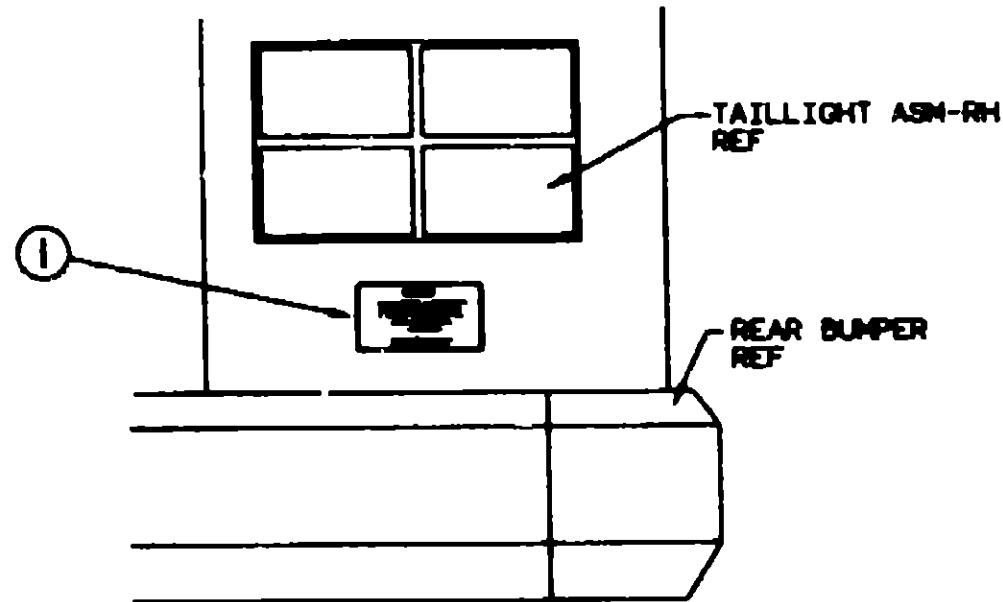
1990 ITASCA TABLE OF CONTENTS

INTRODUCTION	A-01	A-02
ABBREVIATIONS	A-03	A-03
ALPHABETICAL INDEX	A-04	A-06
ICN25RC	A-07	F-12
ICN27RT	F-13	K-16

1990 ICN27RT INDEX

FLOOR PLAN	F-13	F-14
ACCESSORIES	F-15	F-24
BATH	G-01	G-02
BEDROOM	G-03	G-06
CHASSIS	G-07	G-16
C C & PAD	G-17	H-02
DINETTE	H-03	H-06
DRIVERS	H-07	H-10
ELECTRICAL	H-11	H-16
EXTERIOR BODY	H-17	I-04
GALLEY	I-05	I-14
HEATING & A/C	I-15	I-18
INTERIOR FINISH	I-19	I-23
LABEL	I-24	J-08
LP		J-09
LOUNGE	J-10	J-11
SEALANTS & FASTENERS	J-12	J-14
WATER & SEWAGE	J-15	J-19
WINDOW, VENT AND EXTERIOR DOOR	J-20	K-16

LABEL & TAG GROUP CONTINUED



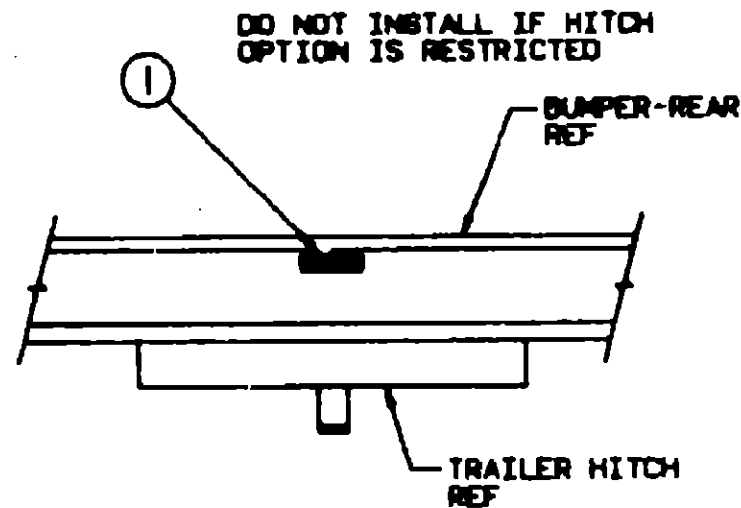
WARNING

DO NOT EXCEED THE VEHICLE WEIGHT RATINGS
OR LOADING RECOMMENDATIONS (E.G., GROSS
VEHICLE, GROSS AXLE, GROSS COMBINED) OF
THE CHASSIS MANUFACTURER OR
WINNEBAGO INC.

REFER TO YOUR OWNERS MANUAL,
BEFORE LOADING OR TOWING.

KEY PART NUMBER
1 075220-01-000

U/M DESCRIPTION
EA LABEL-WARNING, EXTERIOR LOAD



TOWING CAPACITY

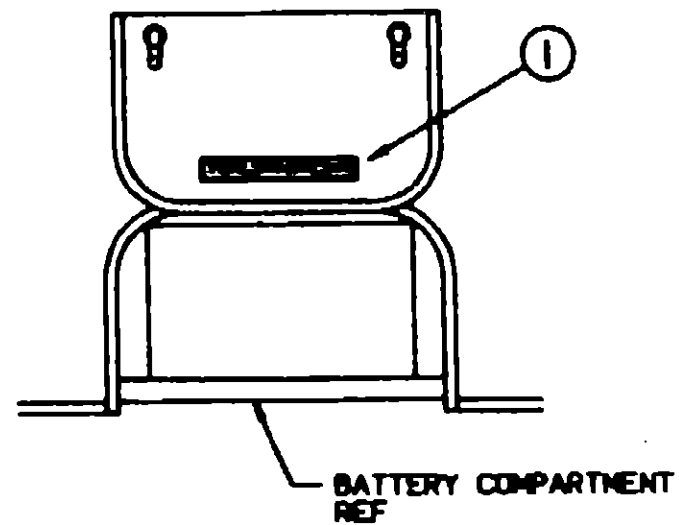
TOWED VEHICLE 3500 LB. GROSS MAXIMUM
HITCH BALL 200 LB. MAXIMUM

KEY PART NUMBER
1 075221-03-000

U/M DESCRIPTION
EA LABEL-TRAILER HITCH

LABEL & TAG GROUP CONTINUED


WARNING DISCONNECT BATTERIES BEFORE
CONNECTING EXTERNAL CHARGING EQUIPMENT.



KEY PART NUMBER
1 065748-01-000

U/M DESCRIPTION
EA LABEL-CAUTION, BATTERY CHARGING

GENERATOR COMP
DOOR REF



WARNING

WHEN ADDING A GENERATOR SET:

HIGH VOLTAGE-USE EXTREME CAUTION WHEN WORKING ON
ELECTRICAL EQUIPMENT.
HAVE ALL ELECTRICAL INSTALLATION PERFORMED BY A QUALIFIED LICENSED
ELECTRICIAN-FOLLOW ALL CODES AND LABELS.
ONLY INSTALL GENERATOR SET APPROVED FOR R.V. APPLICATION. HAVE
INSTALLER OF QUALIFIED TECHNICIAN.
TO AVOID HEAT BUILD-UP AND TO GUARANTEE AN ADEQUATE AIR SUPPLY TO
THE GENERATOR OPERATOR, FOLLOW VENTILATION REQUIREMENTS.
GENERATOR EXHAUST MUST BE USED AND MUST NOT RETURN
AIR TO THE VEHICLE-EXHAUST MUST BE USED AND MUST NOT RETURN
AIR TO THE VEHICLE.

KEY PART NUMBER
1 077510-01-000

U/M DESCRIPTION
EA LABEL-GENERATOR PREP

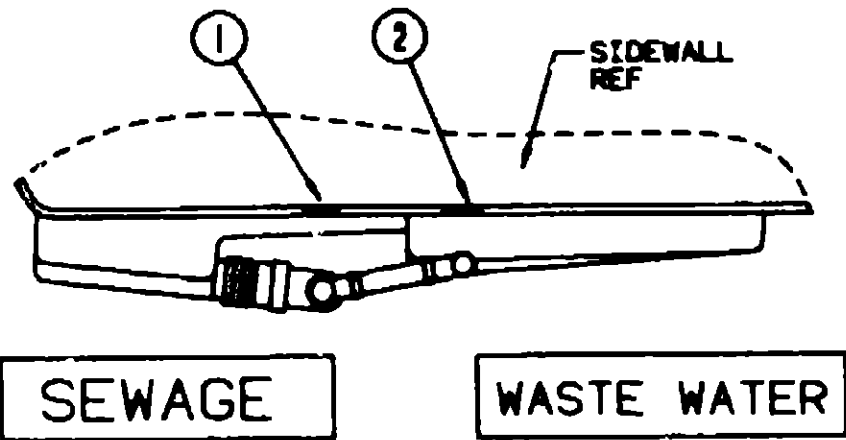
1990 ITASCA
TABLE OF CONTENTS

INTRODUCTION	A-01 - A-02
ABBREVIATIONS	A-03
ALPHABETICAL INDEX	A-04 - A-06
ICN25RC	A-07 - F-12
ICN27RT	F-13 - K-16

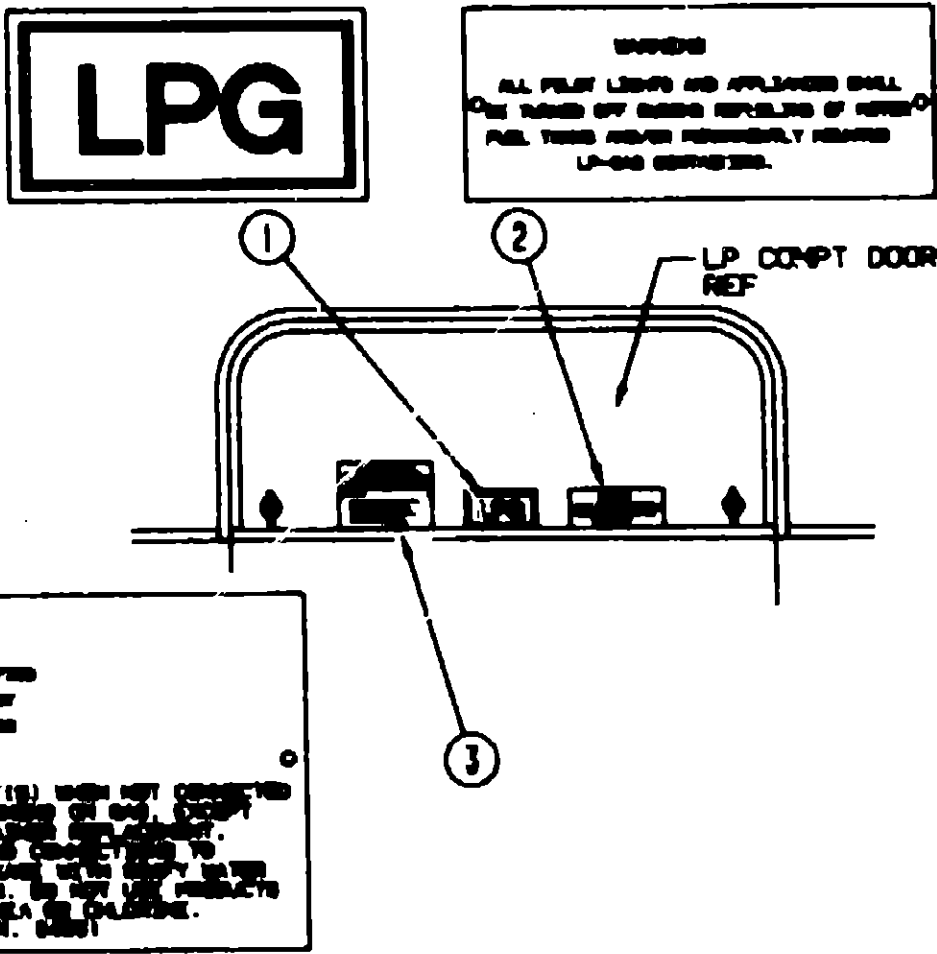
1990 ICN27RT INDEX

FLOOR PLAN	F-13 - F-14
ACCESSORIES	F-15 - F-24
BATH	G-01 - G-02
BEDROOM	G-03 - G-06
CHASSIS	G-07 - G-16
C C & PAD	G-17 - H-02
DINETTE	H-03 - H-06
DRIVERS	H-07 - H-10
ELECTRICAL	H-11 - H-16
EXTERIOR BODY	H-17 - I-04
GALLEY	I-05 - I-14
HEATING & A/C	I-15 - I-18
INTERIOR FINISH	I-19 - I-23
LABEL	I-24 - J-08
LP	J-09
LOUNGE	J-10 - J-11
SEALANTS & FASTENERS	J-12 - J-14
WATER & SEWAGE	J-15 - J-19
WINDOW, VENT AND EXTERIOR DOOR	J-20 - K-16

LABEL & TAG GROUP (CONTINUED)

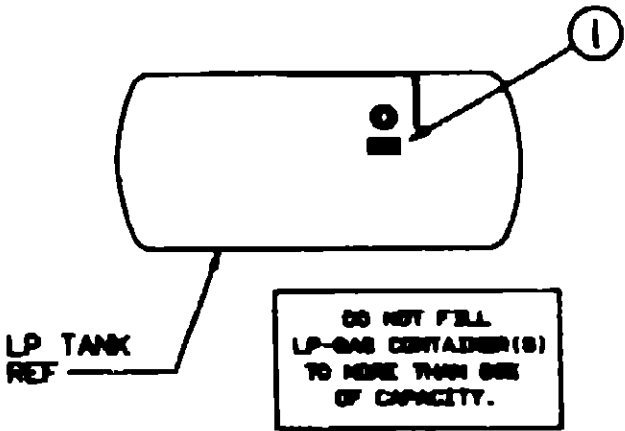


KEY PART NUMBER	U/M DESCRIPTION
1 006187-01-000	EA LABEL-SEWAGE
2 006188-01-000	EA LABEL-WASTE WATER

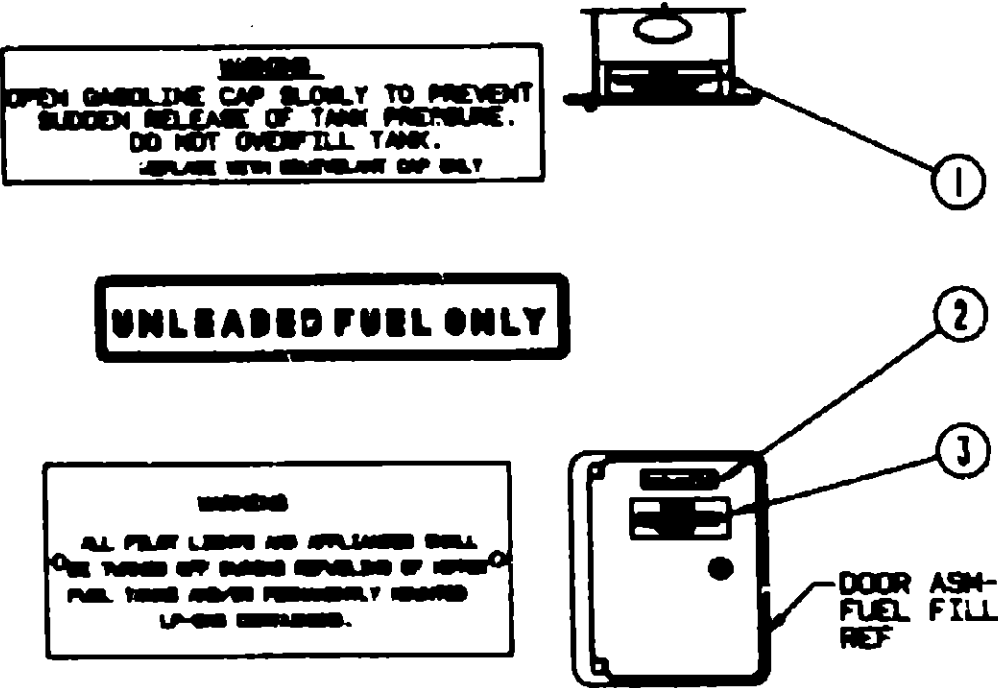


KEY PART NUMBER	U/M DESCRIPTION
1 074559-01-000	EA DECAL-LOGO, LPG - RED - (CALIF CODE)
2 006040-01-000	EA TAG-GAS REFUELING WARNING
2 006040-02-000	EA TAG-GAS REFUEL WARNING, CANADIAN
3 054531-01-000	EA LABEL-LP GAS ONLY
3 023769-01-000	EA LABEL-WARNING, LPG - CANADIAN

LABEL & TAG GROUP CONTINUED



KEY PART NUMBER	U/M DESCRIPTION
1 079965-01-000	EA LABEL-LPG 80 CAPACITY



KEY PART NUMBER	U/M DESCRIPTION
1 087207-05-000	EA LABEL-FUEL CAP REMOVAL
2 062043-01-000	EA LABEL-FUEL, UNLEADED
3 006040-01-000	EA TAG-GAS REFUELING WARNING
3 006040-02-000	EA TAG-GAS REFUEL WARNING, CANADIAN

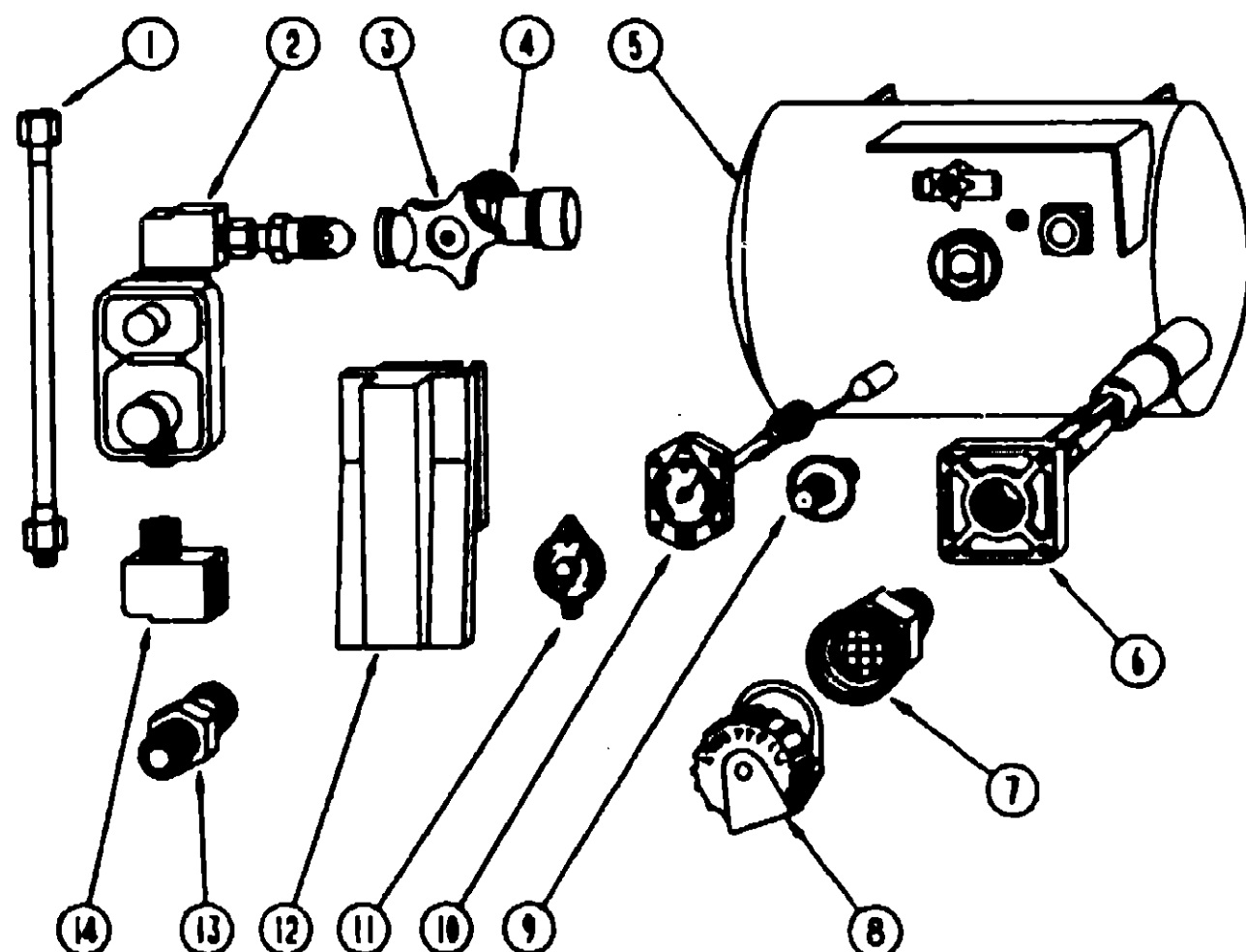
1990 ITASCA
TABLE OF CONTENTS

INTRODUCTION	A-01 - A-02
ABBREVIATIONS	A-03
ALPHABETICAL INDEX	A-04 - A-06
ICN25PC	A-07 - F-12
ICN27RT	F-13 - K-16

1990 ICN27RT INDEX

FLOOR PLAN	F-13 - F-14
ACCESSORIES	F-15 - F-24
BATH	G-01 - G-02
BEDROOM	G-03 - G-06
CHASSIS	G-07 - G-16
C C & PAD	G-17 - H-02
DINETTE	H-03 - H-06
DRIVERS	H-07 - H-10
ELECTRICAL	H-11 - H-16
EXTERIOR BODY	H-17 - I-04
GALLEY	I-05 - I-14
HEATING & A/C	I-15 - I-18
INTERIOR FINISH	I-19 - I-23
LABEL	I-24 - J-08
LP	J-09
LOUNGE	J-10 - J-11
SEALANTS & FASTENERS	J-12 - J-14
WATER & SEWAGE	J-15 - J-19
WINDOW, VENT AND EXTERIOR DOOR	J-20 - K-16

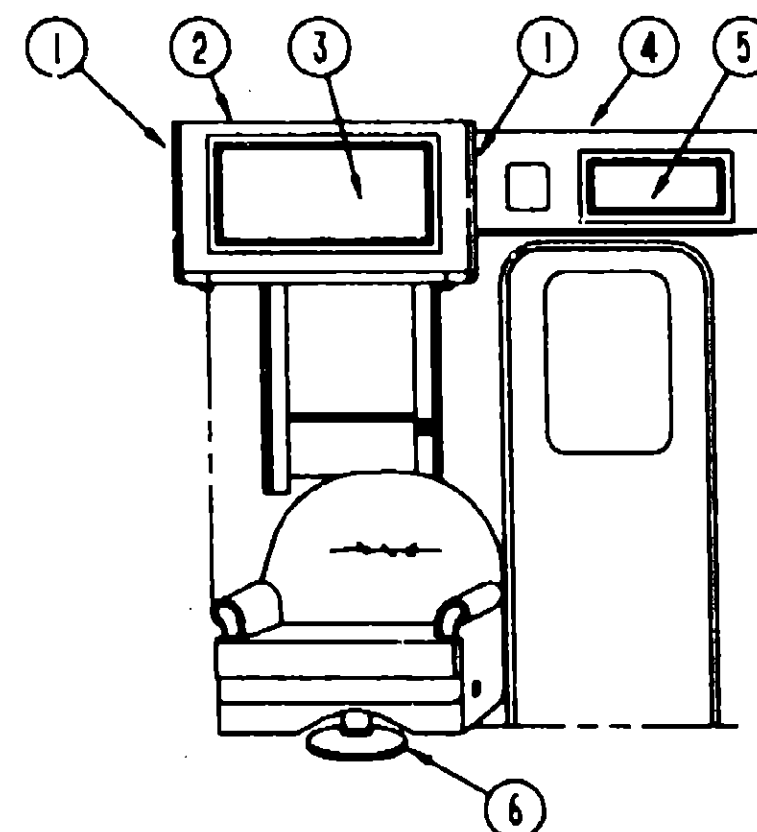
LP GROUP



LP TANK & COMPONENTS

KEY PART NUMBER	U/M DESCRIPTION
1 045703-01-000	EA HOSE-LP, 3/8" ID X 24" US - 3/8 MPT X 1/2 F SWIVEL
1 045703-02-000	EA HOSE-LP, 3/8" ID X 24" - 3/8 MPT X 1/2 F SWIVEL - CANADA
2 076301-01-000	EA REGULATOR-LPG, TWO STAGE
3 040421-01-708	EA HANDWHEEL-VAPOR RELIEF VALVE, BRUNNER G-1015-A
4 040421-01-703	EA VALVE-SERVICE W/HANDWHEEL W/VAPOR RELIEF (REG0910600) BRUNNER G-1015
5 091970-01-000	EA TANK-LP, 80 LBS - 20" X 24"
6 040421-01-711	EA VALVE-80% W/FLOAT, PLATE, BOLTS & GASKET - BRUNNER
7 040421-01-701	EA VALVE-SHORT LP FILLER W/YELLOW CAP - BRUNNER 75478
8 040421-01-702	EA CAP-LP FILLER VALVE, PLASTIC - YELLOW - BRUNNER G-1014-A
9 040421-01-700	EA GAUGE-LIQUID LEVEL, 20% LP - BRUNNER G-1013
10 040421-01-707	EA GAUGE-FLOAT W/VISIBLE DIAL - BRUNNER MA-9 6244-4
11 040440-01-000	EA TRANSMITTER-DIAL, 90 OHM
12 081938-01-000	EA COVER-COMPARTMENT - LP REGULATOR - BLACK
13 010329-01-000	EA ADAPTER-BRASS-1/2" F X 1/2" MPT
14 065318-02-000	EA ELBOW-90 DEGREE, 3/8" MPT TO 3/8" FPT
010285-01-000	EA CROSS, 3/8" F X 3/8" F X 3/8" F X 1/2" FPT - BRASS
010377-01-000	EA NUT-3/8" F - BRASS
010377-02-000	EA NUT-BRASS, 3/8 FEMALE - FORGED
010380-02-000	EA NUT-BRASS, 1/2" FEMALE - FORGED
016188-03-000	EA GROMMET-GAS LINE, FLOOR - 3/8" HOLE X 2 1/8" DIAMETER RUBBER
081642-01-000	EA TEE, 1/2" MPT X 1/2" FL X 3/8" FL - BRASS
010497-05-000	EA CLAMP-CLOSED, 50" ID
075148-02-000	EA CLAMP-GROUNDING, BRONZE SCREWS
008380-01-000	EA GROMMET-RUBBER, 5/8" HOLE X 1 1/2" DIAMETER - BLACK
010326-01-000	EA ADAPTER-FLARE, W/CONE GASKET 3/8" FEMALE FL X 1/2" MALE F
065741-01-000	EA GAUGE-DIAPHRAGM PRESSURE - MARSHALLTOWN MFG
065742-01-000	EA TEE, 3/8 F X 3/8 F X 25FPT - BRASS
071391-02-000	EA NIPPLE-HEX, 25 PIPE
008042-01-000	FT TUBING-VINYL, 65" ID
054531-01-000	EA LABEL-LP GAS ONLY
097395-01-000	EA DETECTOR-LP GAS

LOUNGE GROUP



OVERHEAD CABINET & COMPONENTS

KEY PART NUMBER	U/M DESCRIPTION
1 092747-01-Y10	EA END CAP-CABINET, OVERHEAD
2 M92945-01-AE6	EA CABINET-OVERHEAD, LOUNGE - W/O DOORS OR HARDWARE
3 M88304-A9-X08	EA DOOR-CABINET, W/O HARDWARE - 14 4" X 29 1"
4 092747-01-Y10	EA END CAP-CABINET, OVERHEAD
M92430-01-AE6	EA CABINET-OVERHEAD, ENTRANCE DOOR - W/O DOORS OR HARDWARE
5 M88304-99-X08	EA DOOR-CABINET, W/O HARDWARE - 10" X 19 1"
6 093482-01-000	EA SHROUD-PEDESTAL, 13" - BLACK PLASTIC
093481-02-000	EA BASE-PEDESTAL, SWIVEL CHAIR - 10" EXTENSION

SEAT BELT

KEY PART NUMBER	U/M DESCRIPTION
007021-01-000	EA BELT-SEAT, 2" X 90" - BLACK

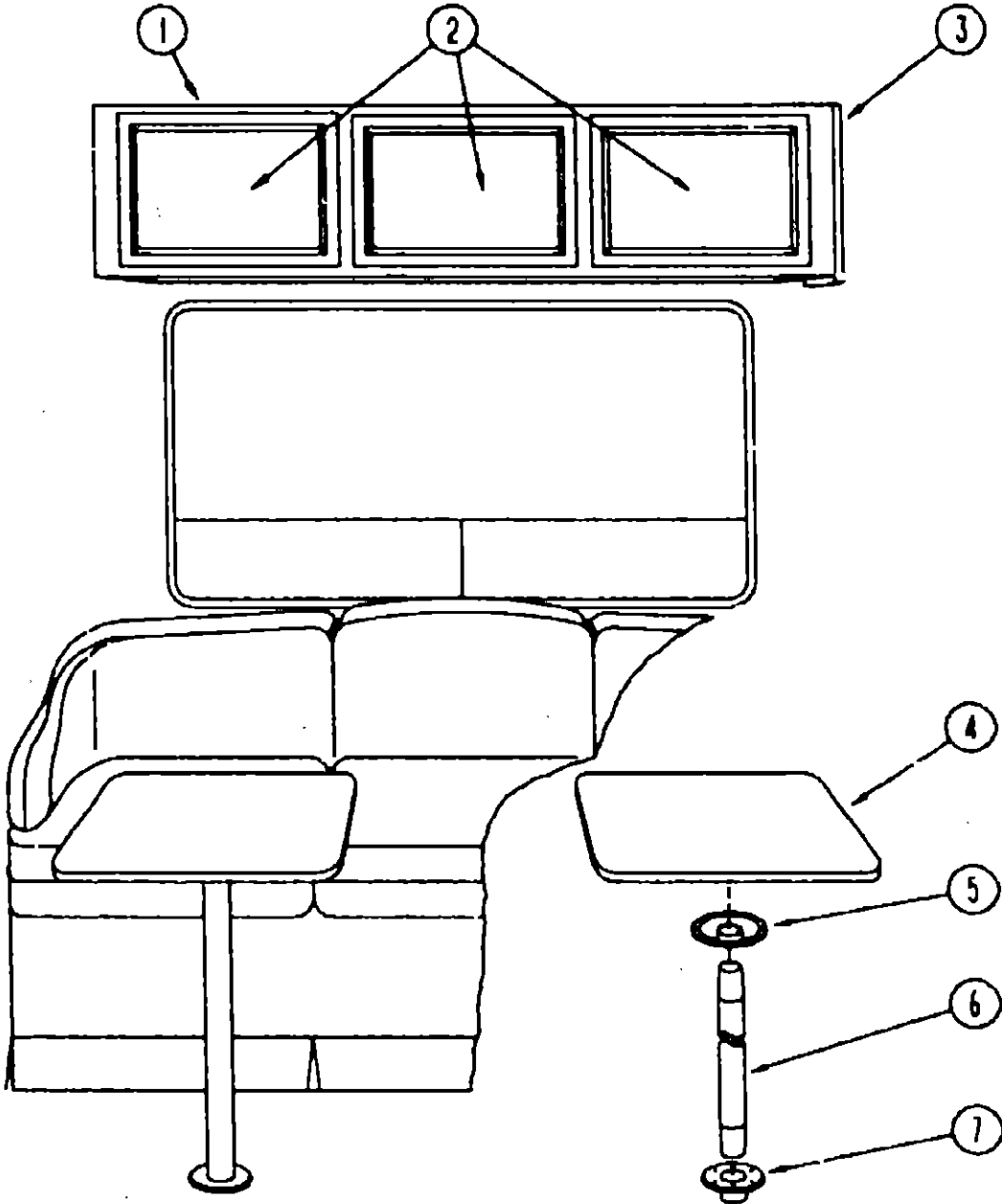
1990 ITASCA TABLE OF CONTENTS

INTRODUCTION	A-01 - A-02
ABBREVIATIONS	A-03
ALPHABETICAL INDEX	A-04 - A-06
ICN25RC	A-07 - F-12
ICN27RT	F-13 - K-16

1990 ICN27RT INDEX

FLOOR PLAN	F-13 - F-14
ACCESSORIES	F-15 - F-24
BATH	G-01 - G-02
BEDROOM	G-03 - G-06
CHASSIS	G-07 - G-16
C C & PAD	G-17 - H-02
DINETTE	H-03 - H-06
DRIVERS	H-07 - H-10
ELECTRICAL	H-11 - H-16
EXTERIOR BODY	H-17 - I-04
GALLEY	I-05 - I-14
HEATING & A/C	I-15 - I-18
INTERIOR FINISH	I-19 - I-23
LABEL	I-24 - J-08
LP	J-09
LOUNGE	J-10 - J-11
SEALANTS & FASTENERS	J-12 - J-14
WATER & SEWAGE	J-15 - J-19
WINDOW, VENT AND	
EXTERIOR DOOR	J-20 - K-16

LOUNGE GROUP (CONTINUED)



DRIVER SIDE CABINETS

KEY PART NUMBER	U/M DESCRIPTION
1 M97072-07-AE6	EA CABINET ASM-OVHD,FRONT, COUCH - W/O DOORS OR HARDWARE
2 M88304-A9-X08	EA DOOR-CABINET, W/O HARDWARE - 14 4" X 21.9"
3 092747-01-Y10	EA END CAP-CABINET, OVERHEAD - FRONT
079386-01-000	EA FRAME-COUCH, CONTINENTAL
079386-02-000	EA HARDWARE-KIT, COUCH, CONTINENTAL
081298-01-X11	EA TABLE ASM-PEDASTAL
009040-03-000	EA BASE-TABLE, RAISED
009040-04-000	EA LEG-PEDESTAL TABLE 27.50 IN 2.25 O D BROWN
7 041194-01-000	EA BASE-TABLE,FLUSH MOUNT

SEAT BELT

KEY PART NUMBER	U/M DESCRIPTION
007021-01-000	EA BELT-ASM-SEAT 2IN X 90IN- BLACK

SEALANTS & FASTENERS GROUP

SEALANTS AND FASTENERS

KEY PART NUMBER	U/M DESCRIPTION
004020-01-000	QT ADHESIVE-ABS CEMENT, QUART
081377-01-700	EA ADHESIVE-CYANOACRYLATE, 10 GRAM TUBE
004006-04-700	EA ADHESIVE-PIERCE, 1 GAL - J9270-X-1
087211-01-000	GL ADHESIVE-PROMOTER
004005-02-000	EA ADHESIVE-SWIFTS, 1 GAL - W1333
099039-01-000	EA ADHESIVE-WEATHERSTRIP, 8 OZ
053766-02-000	EA BEDDING COMPOUND-TUBE, WHITE
005200-01-000	EA BOLT-BUMPER,ROUND HEAD-SQUARE NECK- W/SST CAP 7/16- 14 X 1 1/4
102333-01-01A	EA BOLT-CARRIAGE, 7/16 - 14 - STAINLESS STEEL CAP- BEIGE
051387-06-000	EA BOLT-CARRIAGE, W/O HOLE - 5/16-18 X 9.5 ZN
000C12-08-248	EA BOLT-HEX, 1/2-13 X 1 1/2 - ZN 5
000C12-05-168	EA BOLT-HEX, 5/16-18 X 1 - ZINC 5
000C12-10-248	EA BOLT-HEX, 5/8-11 X 1 1/2 ZN - 5
000C12-07-208	EA BOLT-HEX, 7/16 - 14 X 1 1/4" - ZN5
000C13-07-488	EA BOLT-HEX, 7/16 - 20 X 3 - ZN 5
000C26-04-108	EA BOLT-HEX, SER FLG - 1/4-20 X 5/8 ZINC
000C26-05-208	EA BOLT-HEX,SER FLG 5/16-18 X 1 1/4" - ZINC
000C12-05-248	EA BOLT-HEX-5/16-18X11/2 ZN 5
016604-01-000	EA BRACE-CABINET, ANGLED METAL - 2.5"
010495-01-000	EA CLAMP-CABLE, 9/16"
010497-06-000	EA CLAMP-CLOSED, 11/16" ID
010497-03-000	EA CLAMP-CLOSED, 1" ID - CUSHIONED
010499-01-000	EA CLAMP-CLOSED, 3/8" ID
010497-01-000	EA CLAMP-CLOSED, 5/8"ID
010497-08-000	EA CLAMP-CLOSED, .125"
075148-02-000	EA CLAMP-GROUNDING, BRONZE SCREWS
062401-02-000	ZA CLAMP-HOSE, WORMGEAR, 1.56" - 2.5"
062401-10-000	EA CLAMP-HOSE, WORMGEAR 1.06"- 2"
073194-02-000	EA CLAMP-HOSE, WORMGEAR 32-50 MM
062401-07-000	EA CLAMP-HOSE, WORMGEAR 5"- 7"
062401-06-000	EA CLAMP-HOSE, WORMGEAR 22"- 62"
062401-01-000	EA CLAMP-HOSE, WORMGEAR 25"- 1"
062401-04-000	EA CLAMP-HOSE, WORMGEAR 69"- 1.25"
062401-03-000	EA CLAMP-HOSE WORMGEAR, 22"- 1"
083609-01-000	EA CLAMP-WIRE,DUAL - EQUAL 5/8" DIAMETER
094362-02-000	EA CLIP-CHRISTMAS TREE, FLAT HEAD
077953-01-000	EA GROMMET-EDGE LINER, FITS 1"
023942-01-000	EA GROMMET-RUBBER, 2" OD
071015-21-000	EA GROMMET- .50"ID, FITS 19" MATERIAL, RUBBER- SPLIT
009066-01-000	EA HINGE-ALUMINUM, NO HOLES - 11/16" X 72" - UNPAINTED
056134-02-000	EA HOLDER-RING, 1.5" ID PIPE SIZE - STEEL
092321-01-000	FT INSULATION-FIBERGLASS, W/ALUMINUM FOIL
077955-01-000	EA J CLIP-VINYL COATED, 3/8" USED IN WIRING TO CLEARANCE LIGHTS
072893-01-000	EA NUTSERT-M5 X 0.8
077049-01-000	EA NUT-ACORN, 10-32 ALUMINUM
095094-01-000	EA NUT-ACORN, 1/4 - 20 ALUMINUM
000D14-05-008	EA NUT-HEX, 5/16-18 - ZN 5
000D34-04-00B	EA NUT-HEX, LK 1/4 - 20 ZN
000D39-04-00B	EA NUT-HEX, SER FLG LK 1/4 - 20 ZN
000D39-08-00B	EA NUT-HEX, SER FLG LK - 1/2-13 ZN
000D39-06-00B	EA NUT-HEX, SER FLG LK - 3/8-16 ZN
000D39-05-00B	EA NUT-HEX, SER FLG LK - 5/16 - 18 ZN
000D44-07-00B	EA NUT-HEX, SER FLG LK - 7/16-20 ZN
000D24-10-00B	EA NUT-HEX, SF/LK - 10-32 ZN
000D34-06-00B	EA NUT-HEX LK-3/8-16 GRADE C ZN
075467-01-000	EA NUT-INVERTED FLARE, 1/4"
088497-02-000	EA NUT-INVERTED FLARE, 1/4"
063253-07-000	EA NUT-J, #8A, .120-.130 PNL THK
044364-02-000	EA NUT-SPEED, FLAT - ROUND
040921-06-000	EA NUT-SPEED, U TYPE - NO. 8
040921-04-000	EA NUT-SPEED, U TYPE - NO. 8
040921-05-000	EA NUT-SPEED, U TYPE - NO.8
044364-01-000	EA NUT-SPEED,FLAT
064081-01-000	EA NUT-WING, 3/8" X 16 THREAD

1990 ITASCA
TABLE OF CONTENTS

INTRODUCTION	A-01 - A-02
ABBREVIATIONS	A-03
ALPHABETICAL INDEX	A-04 - A-06
ICN25RC	A-07 - F-12
ICN27RT	F-13 - K-16

1990 ICN27RT INDEX

FLOOR PLAN	F-13 - F-14
ACCESSORIES	F-15 - F-24
BATH	G-01 - G-02
BEDROOM	G-03 - G-06
CHASSIS	G-07 - G-16
C C & PAD	G-17 - H-02
DINETTE	H-03 - H-06
DRIVERS	H-07 - H-10
ELECTRICAL	H-11 - H-16
EXTERIOR BODY	H-17 - I-04
GALLEY	I-05 - I-14
HEATING & A/C	I-15 - I-18
INTERIOR FINISH	I-19 - I-23
LABEL	I-24 - J-08
LP	J-09
LOUNGE	J-10 - J-11
SEALANTS & FASTENERS	J-12 - J-14
WATER & SEWAGE	J-15 - J-19
WINDOW, VENT AND EXTERIOR DOOR	J-20 - K-16

SEALANTS & FASTENERS GROUP (CONTINUED)

SEALANTS AND FASTENERS

KEY PART NUMBER	U/M DESCRIPTION
084884-01-000	EA PLUG-BRASS, 3/8"
000H16-04-06R	EA RIVET-POP, AL 1/8 X .313-.375
069592-02-000	EA RIVET-T (POP) 1/4X .093-.156
063729-04-000	EA RIVNUT, 10-32 UNF - .010-.080
063729-01-000	EA RIVNUT, 1/4 X 20 UNC - .030-.125
000G67-10-24B	EA SCREW, 10-12 X 1 1/2 PPH - ZN
000G67-10-16P	EA SCREW, 10-12 X 1 PPH - DARK BROWN
000G67-10-16B	EA SCREW, 10-12 X 1 PPH - ZN
000G67-10-08B	EA SCREW, 10-12 X 1/2 PPH ZN
000G67-10-08R	EA SCREW, 10-12 X 1/2 PPH - BEIGE - TYPE A
000G67-10-12B	EA SCREW, 10-12 X 3/4 - PPH ZN
000G67-10-10B	EA SCREW, 10-12 X 5/8 PPH ZN - TYPE A
000G67-10-10R	EA SCREW, 10-12 X 5/8 PPH - TYPE A - BEIGE
000G67-10-12P	EA SCREW, 10-12 X .75 PPH - DARK BROWN
049465-01-000	EA SCREW, 10-16 W/WASHER PTH - DARK BROWN
049465-04-000	EA SCREW, 10-16 X 1 PTH W/WASHER - BEIGE
000G11-10-16B	EA SCREW, 10-16 X 1 - PPH ZN
000G11-10-12R	EA SCREW, 10-16 X 3/4 PPH - BEIGE
000G11-10-12D	EA SCREW, 10-16 X 3/4 PPH - BLACK
000G68-06-10G	EA SCREW, 6-20 X 5/8 POH - ANTIQUE BRASS
076790-01-000	EA SCREW, 6-20 X 1 1/4 PPH - BLACK
000G13-06-16R	EA SCREW, 6-20 X 1 PFH - BEIGE
000G13-06-08B	EA SCREW, 6-20 X 1/2 PFH ZN
000G13-06-10G	EA SCREW, 6-20 X 5/8 PFH - ANTIQUE BRASS
000G11-06-10B	EA SCREW, 6-20 X 5/8 PPH ZN
000G11-06-10J	EA SCREW, 6-20 X 5/8 PPH - BRASS
000G11-07-08B	EA SCREW, 7-19 X 1/2 PPH - ZN
000G13-07-12B	EA SCREW, 7-19 X 3/4 PFH ZN
000G13-06-16B	EA SCREW, 8-18 X 1 PFH - ZN
000G11-08-08T	EA SCREW, 8-18 X 1/2 PPH
000G11-08-08B	EA SCREW, 8-18 X 1/2 PPH ZN
000G11-08-12B	EA SCREW, 8-18 X 3/4 PPH ZN
000G11-08-12R	EA SCREW, 8-18 X 3/4 PPH - BEIGE
000G11-08-12D	EA SCREW, 8-18 X 3/4 PPH - BLACK
000G11-08-16R	EA SCREW, 8-18X1.00 PPH - BEIGE
000G67-10-32B	EA SCREW, NO. 10 - 12 X 2 PPH ZN
000G55-08-12W	EA SCREW, SF/DR-8-18X .75 PWH
000G67-10-12R	EA SCREW-10-12X .75 PPH BEIGE
000G67-10-120	EA SCREW-10-12X .75 PPH TAN
049465-03-000	EA SCREW-10-16X1 POH W/WASHER
000G11-10-12S	EA SCREW-10-16X .75 PPH OFF WHITE
000G54-04-20B	EA SCREW-1/4-20X1 1/4 PTH TYP 23
000G57-05-16J	EA SCREW-5-20X1 PFH BRASS
000G12-06-08T	EA SCREW-6-20 X .50 POH - BLACK
000G13-06-16J	EA SCREW-6-20X1.00 PFH BRASS
000G11-08-12P	EA SCREW-8-18X .75 DARK BROWN
085318-01-000	EA SCREW-8-08BX1/2, CRIMPTITE HD
000G67-08-32B	EA SCREW-8-15X2 PPH ZN
000G12-08-16S	EA SCREW-8-18 X 1" POH - OFF WHITE
000G11-08-16S	EA SCREW-8-18X1.00 PPH OFF WHITE
009439-07-000	EA SCREW-8-32X1 1/4 POH, BLACK
087721-01-000	EA SCREW-FLAT HEAD, TAPPING - 1/4 X 1 1/4 LG ZN
086763-01-000	EA SCREW-MACH, 10 - 32 X 1/4 PTH
000G19-10-08B	EA SCREW-MACH, 10-32 X 1/2 PPH ZN
000G19-10-10B	EA SCREW-MACH, 10-32 X 5/8 - PPH - ZINC
000G50-04-12B	EA SCREW-MACH, 1/4-20 X 3/4 PPH ZN
081908-01-000	EA SCREW-MACH 6-32X .62 W/NYLOCK
089371-01-000	EA SCREW-MACH 8-32X3 5/16 ZN
000G19-10-20B	EA SCREW-MACHINE, 10-32 X 1 1/14 PPH ZINK
000G18-08-16B	EA SCREW-MACHINE, 8 X 32 X 1, PPH ZN
075908-01-000	EA SCREW-MACH-10-32X 56PTH(SEMS
000G53-04-06B	EA SCREW-MACH-1/4-20X3/8 PPH 2N
000G18-08-22B	EA SCREW-MACH-8-32X1 3/8 PPH ZN
000G39-10-20B	EA SCREW-SF/DR, 10-16 X 1 1/4 PPH ZN
000G39-10-12R	EA SCREW-SF/DR, 10-16 X 3/4 PPH - BEIGE
000G39-10-12D	EA SCREW-SF/DR, 10-16 X 3/4 PPH - BLACK
000G39-06-16T	EA SCREW-SF/DR, 6-20 X 1 PPH - BLACK
000G39-06-10T	EA SCREW-SF/DR, 6-20 X 5/8 PPH - BLACK
000G39-08-24B	EA SCREW-SF/DR, 8-18 X 1 1/2 PPH ZN

SEALANTS & FASTENERS GROUP (CONTINUED)

SEALANTS AND FASTENERS

KEY PART NUMBER	U/M DESCRIPTION
000G39-08-16E	EA SCREW-SF/DR, 8-18 X 1 PPH CHROME
000G39-08-16B	EA SCREW-SF/DR, 8-18 X 1 PPH ZN
000G39-08-16T	EA SCREW-SF/DR, 8-18 X 1 PPH - BLACK
000G55-08-16Z	EA SCREW-SF/DR, 8-18 X 1.00 - BEIGE
000G39-08-08B	EA SCREW-SF/DR, 8-18 X 1/2 PPH ZN
000G39-08-32B	EA SCREW-SF/DR, 8-18 X 2 PPH - ZINC
000G39-08-12B	EA SCREW-SF/DR, 8-18 X 3/4 PPH ZN
000G39-08-12T	EA SCREW-SF/DR, 8-18 X 3/4 PPH - BLACK
000G39-08-06B	EA SCREW-SF/DR, 8-18 X 3/8 PPH ZN
000G60-10-28T	EA SCREW-SF/DR, 10-16X1.75
000G39-08-16R	EA SCREW-SF/DR 8-18X1.00 PPH BEIGE
000G39-08-08R	EA SCREW-SF/DR-8-18X1/2 PPH
079382-01-000	EA SCREW-SOCKET, 8-18 X 1" - BLACK
069640-02-000	FT SEALER-RIBBON, 1/2" X 1/8" - INCREMENTS OF 30'
069640-09-000	FT SEALER-RIBBON, 1/32" X 2 1/2"
069640-01-000	FT SEALER-RIBBON, 1/4" DIAMETER - INCREMENTS OF 20'
069640-03-000	FT SEALER-RIBBON, 3/4" X 1/8" - INCREMENTS OF 60'
069640-06-000	FT SEALER-RIBBON, 5/16" DIAMETER - INCREMENTS OF 25'
091255-03-000	FT SEAL-FOAM, 1/4 X 3/16 ROLL
091255-01-000	FT SEAL-FOAM, 3.2MM X 4.8MM
090340-01-000	FT SEAL-FOAM, CLOSED CELL - 1/4" X 1/2" X 50'
053752-01-000	GL SEAM SEALER-5 GAL, ALUMINUM
034552-04-000	EA SILICONE-TUBE, 300 ML - BEIGE
034552-02-000	EA SILICONE-TUBE, 300 ML - CLEAR
008401-01-000	EA STRAP-CONDUIT, 3/4" - 1 HOLE - GALVANIZED STEEL
100028-01-000	FT TAPE-ADHESIVE, .031" X .75" WIDE
004363-01-000	FT TAPE-ADHESIVE FOAM, 1 SIDE - 3/16" X 1/2" - GRAY
093071-01-000	FT TAPE-BONDING, DOUBLE SIDED - 1/64" X 2"
093071-01-000	FT TAPE-BONDING, DOUBLE SIDED - 1/64" X 2"
076322-03-000	FT TAPE-FOAM, DOUBLE COATED - .045" X 5"
088244-01-000	FT TAPE-FOAM, VINYL COATED - 2" WIDE - INCREMENTS OF 108 FT
009200-01-000	EA TAPE-FURNACE, 1 1/2"
087691-01-000	EA TAPE-MASKING, WEATHER RESISTANT
008343-02-000	EA TIE-WIRE, 14"
008343-01-000	EA TIE-WIRE, 6"
077071-01-000	EA WASHER-FENDER, 3/16" ID X 1" OD
000E13-14-00B	EA WASHER-FL, 1/4" WIDE ZN
000E13-11-00B	EA WASHER-FL, 3/16" WIDE ZN
000E13-17-00B	EA WASHER-FL-3/8 AR ZN

1990 ITASCA

TABLE OF CONTENTS

INTRODUCTION	A-01 -	A-02
ABBREVIATIONS		A-03
ALPHABETICAL INDEX	A-04 -	A-06
ICN25RC	A-07 -	F-12
ICN27RT	F-13 -	K-16

1990 ICN27RT INDEX

FLOOR PLAN	F-13 -	F-14
ACCESSORIES	F-15 -	F-24
BATH	G-01 -	G-02
BEDROOM	G-03 -	G-06
CHASSIS	G-07 -	G-16
C C & PAD	G-17 -	H-02
DINETTE	H-03 -	H-06
DRIVERS	H-07 -	H-10
ELECTRICAL	H-11 -	H-16
EXTERIOR BODY	H-17 -	I-04
GALLEY	I-05 -	I-14
HEATING & A/C	I-15 -	I-18
INTERIOR FINISH	I-19 -	I-23
LABEL	I-24 -	J-08
LP		J-09
LOUNGE	J-10 -	J-11
SEALANTS & FASTENERS	J-12 -	J-14
WATER & SEWAGE	J-15 -	J-19
WINDOW, VENT AND		
EXTERIOR DOOR	J-20 -	K-16

WATER & SEWAGE GROUP

WATER SYSTEM

KEY PART NUMBER	U/M DESCRIPTION
036522-02-000	EA CAP-BRASS, 1/2" FLARE
052959-02-000	EA CONNECTOR, 1/2" F X 1/2" MPT - PLASTIC - GRAY
052957-02-000	EA ELBOW-MALE, 1/2" F X 1/2" MPT - PLASTIC - GRAY
065120-01-000	EA ELBOW-SWIVEL, 1/2" FPT X 1/2" FLARE - PLASTIC - GRAY
103106-01-000	EA FAUCET-EXTERNAL WATER 90 DEG
087659-04-000	EA FILL-WATER, CITY - OFF WHITE
071015-08-000	EA GROMMET-1.75"ID, FITS .06" MATERIAL, RUBBER
052952-01-000	EA NUT-PLASTIC, 1/2" F X 1/2" TUBE - PLASTIC - GRAY
052955-01-000	EA TEE-1/2" F X 1/2" MPT X 1/2" F - PLASTIC
039800-01-000	FT TUBING-POLYBUTYL, 1/2" OD - INCREMENTS OF 20' - BLACK
096941-01-000	EA VACUUM BREAKER-3/4 FPT X 3/4 MPT
046128-01-000	EA VALVE-DRAIN, PLASTIC - 1/2" FPT
052959-01-000	EA CONNECTOR-PLAS, 1/2F X 1/4MPT WATER
093193-01-000	EA HEADER-1/2FX1/2FX1/2FX1/2MPT PLASTIC-WATER
074462-02-000	FT TUBING-VINYL, 3/8 ID
091246-02-000	EA FAUCET-EXTERNAL WATER, 90'
079381-01-000	FT TUBING-FLEX/SMOOTH 1 25 ID
052954-01-000	EA ADAPTER-NOSE CONE 3/8 OR 1/2 PLASTIC-WATER

FRESH WATER TANK - 40 GALLON

KEY PART NUMBER	U/M DESCRIPTION
077908-03-000	EA TANK-WATER, 35 GALLON - W/O FITTINGS
077908-01-000	EA TANK-WATER, 33 GALLON - W/O FITTINGS
052957-04-000	EA ELBOW-5/8" F X 3/4" MPT
052957-02-000	EA ELBOW-MALE, 1/2" F X 1/2" MPT - PLASTIC - GRAY
077954-02-000	EA FILTER-WATER TANK, SCREEN IN TANK
042989-06-000	EA FITTING-SPINWELD, PLASTIC - 3/4 FPT
042989-05-000	EA FITTING-WATER TANK, SPINWELD - 1/2" FPT - PLASTIC - WHITE
049032-01-000	EA PATCH-SPINWELD, 3/8" - PLASTIC
039861-01-000	EA SENDING UNIT W/SCREW, WASHER, WELL NUT AND TERMINAL RING
052955-01-000	EA TEE-WATER, 1/2" F X 1/2" F X 1/2" MPT - PLASTIC - GRAY

WATER SYSTEM

KEY PART NUMBER	U/M DESCRIPTION
045729-01-000	EA PUMP-WATER, 2.8 GPM SHUR
	FROM 00-00-00 THRU 09-17-89
045729-02-000	EA PUMP-WATER, 2.8 GPM, CSA
	FROM: 00-00-00 THRU 09-17-89
045729-01-701	EA BASEPLATE-KIT, SHURFLOW# 94-052
098607-01-705	EA CHECK VALVE-KIT, SHURFLOW# 94-237-00
045729-01-702	EA DIAPHRAGM-KIT, SHURFLOW# 94-213-00
098607-01-702	EA DIAPHRAGM-KIT, SHURFLOW# 94-233-10
098607-01-701	EA DRIVE ASM, SHURFLOW# 94-234-03
098607-01-704	EA HOUSING-UPPER, SHURFLOW# 94-237-01
098607-01-707	EA MOTOR/BASEPLATE REPLACEMENT, SHURFLOW# 94-234-03
098607-01-700	EA PUMP-HEAD-REPLACEMENT, SHURFLOW# 94-236-08
045729-01-706	EA PUMP-HEAD, SHURFLOW# 94-058-11
098607-01-000	EA PUMP-WATER, 2.8 GPM - SHUR FLO
	FROM 09-18-89 THRU 99-99-99
098607-02-000	EA PUMP-WATER, 2.8 GPM - W/1/2" MPT FITTINGS - CANADIAN
011048-05-000	EA SHOWER HEAD-W/60" HOSE, W/O VACUUM BREAKER - CANADIAN
045729-01-705	EA SWITCH CAP KIT W/SWITCH-SHURFLOW# 94-255-01
045729-01-704	EA UPPER HOUSING-SHURFLOW# 94-025-00
098607-01-703	EA VALVE ASM, SHURFLOW# 94-232-00
045729-01-703	EA VALVE ASM-KIT, SHURFLOW# 94-110
011059-04-000	EA FAUCET-SHOWER, USA/CSA
011056-03-000	EA FAUCET-LAVATORY US/CSA
045729-01-701	EA BASEPLATE-KIT

WATER & SEWAGE GROUP (CONTINUED)

WATER PURIFICATION OPTION L29B

KEY PART NUMBER	U/M DESCRIPTION
079317-01-000	EA ADAPTER-SWIVEL, 1/2" TUBE X 1/2" FPT - PLASTIC - GRAY
087200-02-000	EA CARTRIDGE-WATER FILTER, EVERPURE 9601-11
052959-02-000	EA CONNECTOR, 1/2" F X 1/2" MPT - PLASTIC - GRAY
	FROM: 02-09-90 THRU: 99-99-99
052959-03-000	EA CONNECTOR-PLAS, 1/2F X 3/8MPT WATER
	FROM: 00-00-00 THRU: 02-08-90
052957-01-000	EA ELBOW-PLASTIC, 1/2" F X 3/8" MPT
065120-01-000	EA ELBOW-SWIVEL, 1/2" FPT X 1/2" FLARE - PLASTIC - GRAY
087200-01-000	EA FILTER-WATER PURIFICATION, EVERPURE QC2-AC
052952-01-000	EA NUT-PLASTIC, 1/2" F X 1/2" TUBE - PLASTIC - GRAY
039800-01-000	FT TUBING-POLYBUTYL, 1/2" OD - INCREMENTS OF 20' - BLACK
091208-01-000	EA WASHER-RUBBER, .06" X .75" X .5"

WATER HEATER BYPASS VALVE OPTION L53J

FROM: 03-06-80 THRU: 99-99-99

KEY PART NUMBER	U/M DESCRIPTION
039800-01-000	FT TUBING-POLYBUTYL, 1/2" OD - INCREMENTS OF 20' - BLACK
052952-01-000	EA NUT-PLASTIC, 1/2" F X 1/2" TUBE - PLASTIC - GRAY
052957-02-000	EA ELBOW-MALE, 1/2" F X 1/2" MPT - PLASTIC - GRAY
099729-01-000	EA BYPASS KIT-WATER HEATER
052955-01-000	EA TEE-PLAS, 1/2FX1/2FX1/2MPT
052959-02-000	EA CONNECTOR-PLAS, 1/2F X 1/2MPT WATER
093217-01-000	EA TEE-PLASTIC, SWIVEL, 1/2
052956-01-000	EA TEE-PLAS, 1/2FX1/2MPTX1/2F (USED W/QUEEN BED OPTION)
065120-01-000	EA ELBOW-PLAS, SWIVEL, 50 IN (USED W/QUEEN BED OPTION)

WATER HEATER W/MOTOR AID & REAR HEATER OPTION L811

KEY PART NUMBER	U/M DESCRIPTION
051393-01-000	EA WATER HEATER-W/MOTOR AID, PILOTLESS IGNITION
	ATWOOD GH6-4E OR GH6-6E
051393-01-700	EA TANK-INNER, 3E FRONT MOUNT - ATWOOD# 91023
051393-01-701	EA SWITCH PACKAGE-ATWOOD# 91959
051393-01-702	EA SWITCH-ENERGY CUT-OFF, ATWOOD# 91951
051393-01-703	EA THERMOSTAT-REAR MOUNT, ATWOOD# 91952
051393-01-704	EA CIRCUIT BOARD-W/BLACK BOX, ATWOOD# 91420
051393-01-705	EA ORIFICE HOLDER-ATWOOD# 91925
051393-01-716	EA PROBE & SPARK ASM, ATWOOD# 91606
051391-01-708	EA BURNER-MAIN, 3E ONLY - ATWOOD# 92615
051393-01-718	EA VALVE-DUAL SOLENOID, ATWOOD# 91605
051393-01-713	EA BRACKET-CORNER, PACKAGE OF 4 - ATWOOD# 91838
051393-01-714	EA TANK-INNER (GH6-3E), REAR MOUNT - ATWOOD# 91408
051393-01-720	EA KNOB-TEMPERATURE, ATWOOD# 92310
051393-01-721	EA ECO&THERMOSTAT ASM-FRONT MOUNT, 140 DEGREE - ATWOOD# 91447
062401-01-000	EA CLAMP-HOSE, WORMGEAR 25" - 1"
083081-01-000	EA HOSE-FORMED
088753-01-000	FT TUBE-ALUMINIZED STEEL, 5/8" - 18 GAUGE
010227-01-000	EA TEE-PLASTIC, BARB 5/8" OR 3/4" HOSE
051391-01-700	EA HINGE PIN & CLIP
051391-01-704	EA RELIEF VALVE 1/2" FITTING
051391-01-705	EA FASTENER-CAMLOCK
051391-01-710	EA ORIFICE-MAIN BURNER
051391-01-715	EA DRAIN PLUG
051391-04-701	EA THERMOSTAT 12VDC-120 PRESET
051391-04-703	EA MAIN BURNER
051391-04-704	EA TANK-INNER (FRT-MT)GH6-4E&6E
051391-04-707	EA KIT-GRILLE, FLUE, & GASKET

1990 ITASCA

TABLE OF CONTENTS

INTRODUCTION	A-01 -	A-02
ABBREVIATIONS		A-03
ALPHABETICAL INDEX	A-04 -	A-06
ICN25RC	A-07 -	F-12
ICN27RT	F-13 -	K-16

1990 ICN27RT INDEX

FLOOR PLAN	F-13 -	F-14
ACCESSORIES	F-15 -	F-24
BATH	G-01 -	G-02
BEDROOM	G-03 -	G-06
CHASSIS	G-07 -	G-16
C C & PAD	G-17 -	H-02
DINETTE	H-03 -	H-06
DRIVERS	H-07 -	H-10
ELECTRICAL	H-11 -	H-16
EXTERIOR BODY	H-17 -	I-04
GALLEY	I-05 -	I-14
HEATING & A/C	I-15 -	I-18
INTERIOR FINISH	I-19 -	I-23
LABEL	I-24 -	J-08
LP		J-09
LOUNGE	J-10 -	J-11
SEALANTS & FASTENERS	J-12 -	J-14
WATER & SEWAGE	J-15 -	J-19
WINDOW, VENT AND		
EXTERIOR DOOR	J-20 -	K-16

WATER & SEWAGE GROUP (CONTINUED)

WATER PUMPS

KEY PART NUMBER	U/M DESCRIPTION
045729-01-000	EA PUMP-WATER, W/ 5MPT FITTINGS - FLOW 2.8 GPM - SHURFLOW PUMP HAS BEEN REPLACED BY 098607-01-000 FROM: 00-00-00 THRU: 09-17-90
045729-01-700	EA MOTOR, SHURFLO 11-021
045729-01-701	EA BASEPLATE-KIT, SHURFLOW# 94-052
045729-01-702	EA DIAPHRAGM-KIT, SHURFLOW# 94-213-00
045729-01-703	EA VALVE ASM-KIT, SHURFLOW# 94-110
045729-01-704	EA UPPER HOUSING-SHURFLOW# 94-025-00
045729-01-705	EA SWITCH CAP KIT W/SWITCH-SHURFLOW# 94-255-01
045729-01-706	EA PUMPHEAD-SHURFLOW# 94-058-11
045729-01-707	EA LOWER-HOUSING, SHURFLO 94-017-01
098607-01-000	EA PUMP-WATER, W/ 5" MPT FITTING - FLOW 2.8 GPM - UL FROM: 09-18-89 THRU: 99-99-99
098607-01-700	EA PUMPHEAD-REPLACEMENT, SHURFLOW# 94-236-08
098607-01-701	EA DRIVE ASM, SHURFLOW# 94-234-03
098607-01-702	EA DIAPHRAGM-KIT, SHURFLOW# 94-233-10
098607-01-703	EA VALVE ASM, SHURFLOW# 94-232-00
098607-01-704	EA HOUSING-UPPER, SHURFLOW# 94-231-01
098607-01-705	EA CHECK VALVE-KIT, SHURFLOW# 94-237-00
098607-01-707	EA MOTOR/BASEPLATE REPLACEMENT, SHURFLOW# 94-234-03

WATER HEATER

KEY PART NUMBER	U/M DESCRIPTION
051391-03-000	EA HEATER-WATER, W/ELECTRIC IGNITION - ATWOOD G6A-3E
051391-01-700	EA HINGE KIT-W/CLIP, ATWOOD # 92568 & 92559
051393-03-700	EA TANK-INNER (G6A-3E), REAR MT - ATWOOD# 91409
051391-01-704	EA VALVE-RELIEF, 1/2" FITTING - ATWOOD# 91604
051391-01-705	EA FASTENER-CAMLOC, ATWOOD# 92609
051391-01-706	EA GRILLE-EXHAUST, ATWOOD# 92787 - 3E ONLY
051391-01-708	EA BURNER-MAIN, 3E ONLY - ATWOOD# 92615
051391-01-710	EA ORIFICE-MAIN BURNER, ATWOOD# 92742
051391-04-701	EA THERMOSTAT 12 VDC-120 PRESET, ATWOOD# 91470 - FRONT MOUNT ONLY
051391-01-715	EA DRAIN PLUG, ATWOOD# 91561
052009-02-000	EA DOOR-WATER HEATER, ATWOOD 5576-27 - BEIGE
051391-04-700	EA TANK-INNER (G6A-3E) FRT MT
051393-01-701	EA SWITCH PKG
051393-01-702	EA SWITCH-ENERGY CUT-OFF
051393-01-703	EA THERMOSTAT-12VDC-140 PRESET
051393-01-704	EA CIRCUIT BOARD
051393-01-705	EA HOLDER-ORIFICE
051393-01-716	EA SPARK&PROBE ASSEM
051393-01-718	EA GAS VALVE (ONLY)
051393-01-721	EA THERMOSTAT-140 ECO FRT MT

DRAINAGE SYSTEM
WASTE WATER HOLDING TANK

KEY PART NUMBER	U/M DESCRIPTION
092271-01-000	EA TANK-HOLDING, W/O GROMMETS - 30 GL - 16 6" X 59 9" X 9 7"
061607-01-000	EA GROMMET-HOLDING TANK, 1 1/2" NPS
039861-01-000	EA SENDING UNIT W/SCREW, WASHER, WELL NUT AND TERMINAL RING

SEWAGE HOLDING TANK

KEY PART NUMBER	U/M DESCRIPTION
092272-01-000	EA TANK-HOLDING, W/O GROMMETS - 50 GL - 25 8" X 59 9" X 18 6"
061607-01-000	EA GROMMET-HOLDING TANK, 1 1/2" NPS
061607-02-000	EA GROMMET-HOLDING TANK, 3" NPS
039861-01-000	EA SENDING UNIT W/SCREW, WASHER, WELL NUT AND TERMINAL RING

WATER & SEWAGE GROUP (CONTINUED)

WATER SYSTEM COMPONENTS CONTINUED TO FAUCETS

KEY PART NUMBER	U/M DESCRIPTION
079317-01-000	EA ADAPTER-SWIVEL, 1/2" TUBE X 1/2" FPT - PLASTIC - GRAY
062401-03-000	EA CLAMP-HOSE WORMGEAR, 22"- 1"
052959-03-000	EA CONNECTOR, 1/2" F X 3/8" MPT - PLASTIC - GRAY
052959-03-000	EA CONNECTOR, 1/2" F X 3/8" MPT - PLASTIC - GRAY
052960-01-000	EA DRAIN VALVE-IN LINE, HEADER - 1/2" F X 1/2" F - GRAY PLASTIC
052957-02-000	EA ELBOW-MALE, 1/2" F X 1/2" MPT - PLASTIC - GRAY
052957-01-000	EA ELBOW-PLASTIC, 1/2" F X 3/8" MPT
065120-01-000	EA ELBOW-SWIVEL, 1/2" FPT X 1/2" FLARE - PLASTIC - GRAY
057457-01-000	EA ELBOW-UNION, 1/2" X 1/2" FLARE
0C4952-01-000	EA FAUCET-GALLEY
075240-05-000	EA FAUCET-LAVATORY, BRASS
075241-04-000	EA FAUCET-SHOWER, BRASS
091253-01-000	EA GASKET-FAUCET, LAVATORY/GALLEY
011048-02-000	EA HEAD-SHOWER, W/60" HOSE
052953-01-000	EA NUT-FAUCET, 1/2" TUBE X 1/2" FPT - PLASTIC - GRAY
052952-01-000	EA NUT-PLASTIC, 1/2" F X 1/2" TUBE - PLASTIC - GRAY
052952-02-000	EA NUT-PLASTIC, 5/8" FLARE
052958-01-000	EA TEE, 1/2" F X 1/2" F X 1/2" F - PLASTIC - GRAY
093217-01-000	EA TEE-SWIVEL, 1/2" - PLASTIC
052955-01-000	EA TEE-WATER, 1/2" F X 1/2" F X 1/2" MPT - PLASTIC - GRAY
039800-02-000	FT TUBING-POLYBUTY, 5/8" OD - INCREMENTS OF 20' - BLACK
039800-01-000	FT TUBING-POLYBUTYL, 1/2" OD - INCREMENTS OF 20' - BLACK
091208-01-000	EA WASHER-RUBBER, 06" X .75" X .5"

DRAINAGE VALVES & HOSE

KEY PART NUMBER	U/M DESCRIPTION
062422-01-000	EA ADAPTER-OFFSET REDUCER, 3" X 1 1/2" - PLASTIC - BLACK
093592-01-000	EA ADAPTER-PLASTIC, SEWER HOSE - 45 DEGREE
089330-01-000	EA ADAPTER-SEWER HOSE END
062415-01-000	EA CAP-SEWER, 3" DIAMETER
078406-01-000	EA COUPLER-RUBBER, W/CLAMPS - 3" X 3"
062419-02-700	EA HANDLE ONLY - FOR EXTENSION FIOD
010201-02-000	EA HOSE-SEWER, 3 ID X 20 FEET
070916-01-701	EA VALVE ONLY, 1 1/2"
070916-01-700	EA VALVE ONLY, 3"
070916-01-000	EA VALVE-DUAL DUMP, W/CAP - 3" X 1 1/2" - PLASTIC - BLACK
083558-01-000	EA VENT-PLUMBING PIPE ROOF, W/COVER - BEIGE

SINK

KEY PART NUMBER	U/M DESCRIPTION
057671-01-000	EA COVER-SCREW, #8 - PLASTIC - OFF WHITE
093526-01-000	EA SINK-DOUBLE, STAINLESS STEEL - 19" X 25"
096927-01-01A	EA SINK-LAVATORY, RECTANGULAR - PLASTIC - BONE
096927-01-700	EA SINK-STOPPER
092303-01-000	EA STRAINER-SINK
096927-01-701	EA TAILPIECE-SINK

CANADIAN OPTION #L265

KEY PART NUMBER	U/M DESCRIPTION
024676-02-000	EA FLANGE-CLOSET RED 4X3
053335-01-000	EA P-TRAP-PLAS 11/4 HXH W/UNION
011066-02-000	EA P TRAP-PLAS 11/4
033302-02-000	EA ADAPTER ASM-SWVC STRAIN 11/2
037101-02-000	EA ELBOW-PLAS 1/4BD VENT 11/2H
011056-03-000	EA FAUCET-LAVATORY US/CSA

1990 ITASCA
TABLE OF CONTENTS

INTRODUCTION	A-01 -	A-02
ABBREVIATIONS		A-03
ALPHABETICAL INDEX	A-04 -	A-06
ICN25RC	A-07 -	F-12
ICN27RT	F-13 -	K-16

1990 ICN27RT INDEX

FLOOR PLAN	F-13 -	F-14
ACCESSORIES	F-15 -	F-24
BATH	G-01 -	G-02
BEDROOM	G-03 -	G-06
CHASSIS	G-07 -	G-16
C C & PAD	G-17 -	H-02
DINETTE	H-03 -	H-06
DRIVERS	H-07 -	H-10
ELECTRICAL	H-11 -	H-16
EXTERIOR BODY	H-17 -	I-04
GALLEY	I-05 -	I-14
HEATING & A/C	I-15 -	I-18
INTERIOR FINISH	I-19 -	I-23
LABEL	I-24 -	J-08
LP		J-09
LOUNGE	J-10 -	J-11
SEALANTS & FASTENERS	J-12 -	J-14
WATER & SEWAGE	J-15 -	J-19
WINDOW, VENT AND		
EXTERIOR DOOR	J-20 -	K-16

WATER & SEWAGE GROUP (CONTINUED)
SHOWER PAN

KEY PART NUMBER	U/M DESCRIPTION
M03923-01-000	EA PAN-SHOWER, W/STRAINER
066440-01-000	EA STRAINER-TUB/SHOWER DRAIN
069640-06-000	FT SEALER-RIBBON, 5/16" X DIA X 25'
069735-01-000	EA WASHER-STRAINER TO TAILPIECE PLASTIC, 1.5"
011069-02-000	EA TAILPIECE-11/2X11/4X4 BRASS
066436-01-000	EA NUT-SLIP, TAILPIECE - 1.5"
011091-02-000	EA PIPE-DRAIN, DOUBLE SINK - BAFFLE TEE - 1 1/2" ONE PIPE W/TEE TO DRAIN BOTH SIDES OF SINK
011056-03-000	EA P-TRAP, 1 1/2" TRAP X 1 1/4" SOCKET - PLASTIC
079969-01-000	EA VENT-MECH. TRAP ARM, ANTI-SIPHON - 2" DIA. X 7.3" - PLASTIC
010166-01-000	EA PLUG-THREADED, 1 1/4" DIAMETER - PLASTIC - BLACK
010122-01-000	EA BUSHING-REDUCER, 1 1/2"SMOOTH X 1 1/4"THREAD - BLACK PLASTIC
010121-01-000	EA BUSHING-REDUCER, 1 1/2"SMOOTH 1 1/4"HUB - PLASTIC - BLACK
010115-01-000	EA COUPLING-11/2" HUB X HUB, PLASTIC
010079-01-000	EA TEE-SANITARY, 1 1/2"H X 1 1/2"H X 1 1/4"H - PLASTIC - BLACK
010073-01-000	EA WYE-45 DEGREE, 1 1/2" HUB X HUB X HUB - PLASTIC - BLACK
033761-01-000	EA ELBOW-TURN, 25"BEND X 1.5"HUB X 1.5"SPIGOT - BLACK PLASTIC
034250-01-000	EA ELBOW-90 DEGREE, LONG TURN - 11/2" HUB X HUB- ABS
010072-01-000	EA TEE-SANITARY, 1 1/2" H X 1 1/4" H X 1 1/2" H - PLASTIC
010071-01-000	EA TEE-SANITARY, 1 1/2" HUB X HUB X HUB - PLASTIC - BLACK
004020-01-000	QT ADHESIVE-ABS CEMENT
010006-01-000	EA ELBOW-45 DEG, 1/8" BEND - 1 1/2" HUB X HUB - BLACK PLASTIC
010008-01-000	EA ELBOW-90 DEG, 1/4" BEND - 1 1/2" HUB X HUB - BLACK PLASTIC

TOILET

KEY PART NUMBER	U/M DESCRIPTION
700011-14-003	EA BREAKER VACUUM WHT, THETFORD 8200
067487-01-702	EA CLAMP, THETFORD 03752
063641-01-000	EA FLANGE-CLOSET, 4" X 3"
064076-01-701	EA MECHANISM STARLIGHT IVORY, THETFORD 14622 AFT 3/85
039341-01-700	EA MECH-ASM-SH SL & SH GL & GH, THETFORD 15283
039341-02-705	EA MOUNTING PKG A M., 08975
039341-02-703	EA PLUG-HOLE IVORY, THETFORD 03895-10
039341-02-704	EA SEAT & CVR SET SL & SH NEWSTYLE, THETFORD 08855
067487-01-000	EA TOILET-THETFORD, - IVORY
067487-01-701	EA WATER SAVER PKG., THETFORD 08993

WINDOW, VENT & EXTERIOR DOOR GROUP
VENTILATOR FAN OPTION L41M

KEY PART NUMBER	U/M DESCRIPTION
084079-06-000	EA VENT-EXHAUST, POWERED - OFF WHITE - FANTASTIC VENT
084079-01-700	EA VENT COVER - FANTASTIC 1020-19
084079-01-701	EA SCREEN ASM WHITE - FANTASTIC 1030-80
084079-01-703	EA CRANK, EXTERIOR
084079-01-704	EA FAN BLADE
084079-01-705	EA MOTOR
084079-01-706	EA 12 VOLT PLUG
084079-01-707	EA SAFETY SWITCH - FANTASTIC 1120-00
084079-01-708	EA REVERSE SWITCH - FANTASTIC 1130-09
084079-01-709	EA SWITCH ON & OFF (MAIN POWER) - FANTASTIC - 1100-00
084079-01-710	EA THERMOSTAT - FANTASTIC 1140-00

CANADIAN OPTION L266

KEY PART NUMBER	U/M DESCRIPTION
064469-08-000	EA VENT-ROOF, POWERED - 14" X 14" - 12V - CANADIAN
064469-03-702	EA LID-VENT WHITE
064469-03-706	EA LIFT MECHANISM
048648-01-000	EA MOTOR-ROOF VENT, 1/8 SHAFT - 12V
048649-01-000	EA FAN-ROOF VENT, 6 BLADES - 6"
009439-01-000	EA CRANK HANDLE-ROOF VENT

ENGINE COMPARTMENT

KEY PART NUMBER	U/M DESCRIPTION
092522-01-000	EA DOOR-ELECTRICAL BOX
098527-01-000	EA DOOR-CIRCUIT BREAKERS, UNDER HOOD - METAL - BLACK
098527-02-000	EA DOOR-FUSES, UNDER HOOD - METAL - BLACK
093633-01-000	EA LATCH-1/4 TURN, HANDLE
086755-02-000	EA LATCH-1/4 TURN, ROTARY, PLAS
098196-01-000	EA LATCH-1/4 TURN, T-BAR
093674-01-000	EA PLATE-CIRCUIT BREAKER, HOUSE

SKYLIGHT

KEY PART NUMBER	U/M DESCRIPTION
077902-01-000	EA COLLAR-SKYLITE
080910-01-000	EA COVER-SKYLITE, OUTER - 15.25"X 22.25" - PLASTIC
081171-01-000	EA TRIM-SKYLITE, OUTER - MILL FINISHED

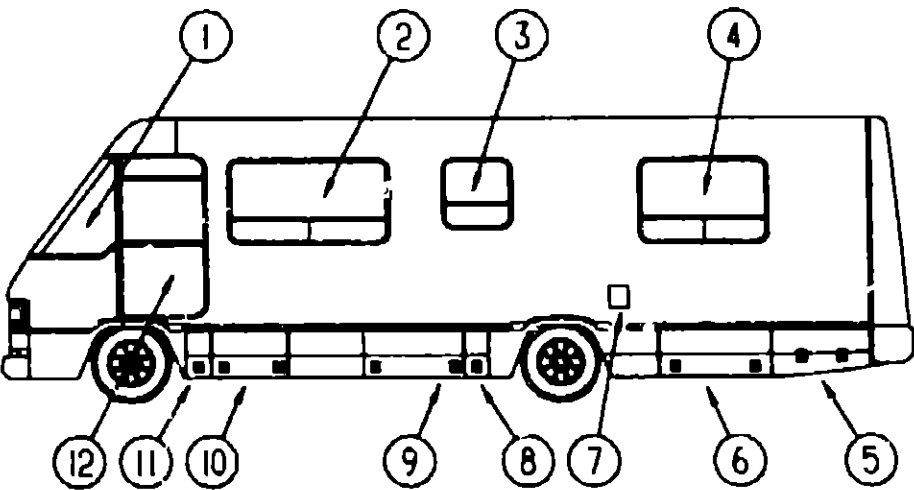
1990 ITASCA
TABLE OF CONTENTS

INTRODUCTION	A-01 -	A-02
ABBREVIATIONS		A-03
ALPHABETICAL INDEX	A-04 -	A-06
ICN25RC	A-07 -	F-12
ICN27RT	F-13 -	K-16

1990 ICN27RT INDEX

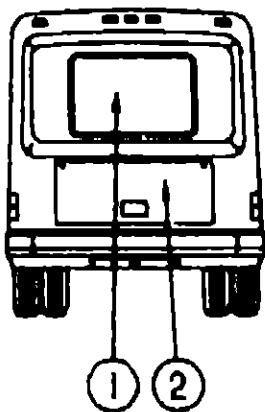
FLOOR PLAN	F-13 -	F-14
ACCESSORIES	F-15 -	F-24
BATH	G-01 -	G-02
BEDROOM	G-03 -	G-06
CHASSIS	G-07 -	G-16
C C & PAD	G-17 -	H-02
DINETTE	H-03 -	H-06
DRIVERS	H-07 -	H-10
ELECTRICAL	H-11 -	H-16
EXTERIOR BODY	H-17 -	I-04
GALLEY	I-05 -	I-14
HEATING & A/C	I-15 -	I-18
INTERIOR FINISH	I-19 -	I-23
LABEL	I-24 -	J-08
LP		J-09
LOUNGE	J-10 -	J-11
SEALANTS & FASTENERS	J-12 -	J-14
WATER & SEWAGE	J-15 -	J-19
WINDOW, VENT AND EXTERIOR DOOR	J-20 -	K-16

WINDOW, VENT & EXTERIOR DOOR GROUP (CONTINUED)



DRIVER SIDE WINDOWS & DOORS

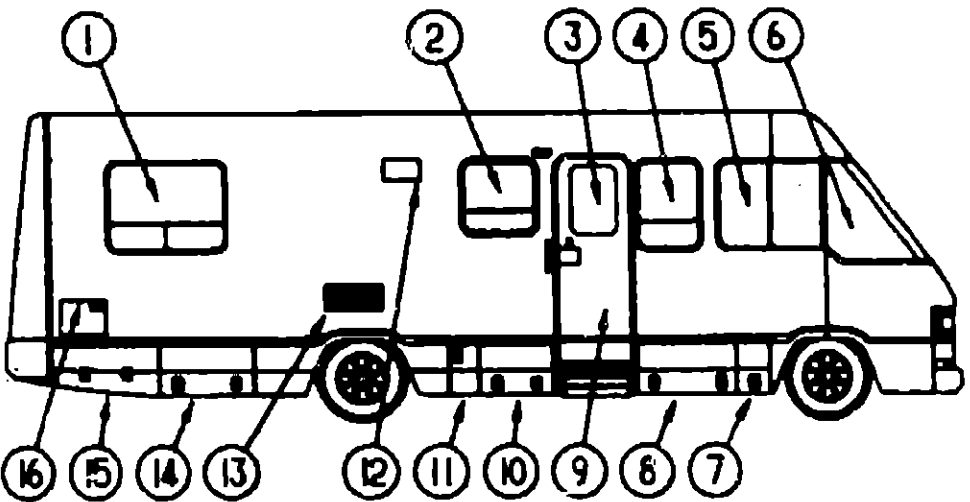
KEY PART NUMBER	U/M DESCRIPTION
1 091953-04-000	EA GLASS-CORNER VENT, DRIVER
2 092234-03-Y12	EA WINDOW-TIPOUT, DOUBLE - W/O INSIDE FRAME - 31.5" X 60.9"
3 098644-01-01A	EA WINDOW ASM-SLIDER RAISE - W/O INSIDE FRAME, EXCEL FROM: 00-00-00 THRU: 12-10-89
3 092235-10-Y12	EA WINDOW-TIPOUT, W/O INSIDE FRAME FROM: 12-11-89 THRU: 99-99-99
4 092234-01-Y12	EA WINDOW-TIPOUT, DOUBLE - W/O INSIDE FRAME - 31.5" X 60.9"
5 092631-02-Y35	EA DOOR-STORAGE/GENERATOR, W/LATCHES - 40" TAPERED - OFF WHITE
6 092482-04-Y33	EA DOOR-STORAGE, W/LATCHES - 19.4" X 29.5" - OFF WHITE
7 078010-03-000	EA DOOR-FUEL FILL W/JAMB - OFF WHITE
8 092482-03-Y33	EA DOOR-STORAGE/BATTERY/WATER CENTER, W/LATCHES - 19.4" X 9.5
9 092482-02-Y33	EA DOOR ASM-VALANCE, ITASCA FROM: 00-00-00 THRU: 12-03-89
9 092482-06-AE6	EA DOOR-STORAGE/SEWAGE TANK, W/LATCHES - 19.4" X 43.7" - BEIGE FROM: 12-04-89 THRU: 99-99-99
10 092482-04-Y33	EA DOOR-STORAGE, W/LATCHES - 19.4" X 29.5" - OFF WHITE
11 093304-02-Y35	EA DOOR-STORAGE/BATTERY/WATER CENTER, W/LATCHES - 19.4" X 9.5 FROM: 00-00-00 THRU: 04-15-90
11 M05032-02-AE6	EA DOOR-STORAGE/BATTERY/WATER CENTER, W/LATCHES - 19.4" X 9.5 FROM: 04-16-90 THRU: 99-99-99
12 M97816-02-AE6	EA DOOR-DRIVER
12 M57816-04-AE6	EA DOOR-DRIVER - W/ELECTRIC WINDOW & MIRROR



BACKWALL ESCAPE WINDOW AND DOORS

KEY PART NUMBER	U/M DESCRIPTION
1 087985-04-Y12	EA WINDOW-ESCAPE, W/O INSIDE FRAME - 30.2" X 46.8"
2 097198-01-AE6	EA DOOR-SPARE TIRE, W/LOCKS - 21.2" X 39.2" - OFF WHITE

WINDOW, VENT & EXTERIOR DOOR GROUP (CONTINUED)



PASSENGER SIDE WINDOWS & DOORS

KEY PART NUMBER	U/M DESCRIPTION
1 092234-01-Y12	EA WINDOW-TIPOUT, DOUBLE - W/O INSIDE FRAME - 31.5" X 60.9"
2 092235-02-Y12	EA WINDOW-TIPOUT, W/O INSIDE FRAME FROM: 00-00-00 THRU: 11-26-89
2 092235-09-Y12	EA WINDOW-TIPOUT, W/O INSIDE FRAME - 25.5" X 25.4" FROM: 11-27-89 THRU: 99-99-99
3 079733-04-T03	EA WINDOW-PICTURE, W/O INSIDE FRAME - 17" X 25"
4 092235-06-Y12	EA WINDOW-TIPOUT, SINGLE - W/O INSIDE FRAME - 31.6" X 22.8"
5 093703-01-Y10	EA WINDOW-SLIDING, W/O INSIDE FRAME
6 091953-03-000	EA GLASS-CORNER VENT, PASSENGER
7 093304-03-Y35	EA DOOR-STORAGE/BATTERY/WATER CENTER, W/LATCHES - 19.4" X 9.5 FROM: 00-00-00 THRU: 04-15-90
7 M05032-01-AE6	EA DOOR-STORAGE/BATTERY/WATER CENTER, W/LATCHES - 19.4" X 9.5 FROM: 04-16-90 THRU: 99-99-99
8 092482-07-Y33	EA DOOR-LP, W/LATCHES - 19.4" X 23.4" - OFF WHITE
9 M01870-21-AE6	EA DOOR-ENTRY, W/JAMB AND SCREEN DOOR FROM: 00-00-00 THRU: 10-01-89
9 M01870-21-AE7	EA DOOR-ENTRY, W/JAMB AND SCREEN DOOR FROM: 00-00-00 THRU: 10-01-89
9 M01870-21-AE8	EA DOOR-ENTRY, W/JAMB AND SCREEN DOOR FROM: 00-00-00 THRU: 10-01-89
9 M01870-31-AE6	EA DOOR-ENTRY, W/JAMB AND SCREEN DOOR FROM: 10-02-89 THRU: 99-99-99
9 M01870-31-AE7	EA DOOR-ENTRY, W/JAMB AND SCREEN DOOR FROM: 10-02-89 THRU: 99-99-99
9 M01870-31-AE8	EA DOOR-ENTRY, W/JAMB AND SCREEN DOOR FROM: 10-02-89 THRU: 99-99-99
10 092482-04-Y33	EA DOOR-STORAGE, W/LATCHES - 19.4" X 29.5" - OFF WHITE
11 093029-02-Y35	EA DOOR-FURNACE VENT, 19.4" X 15.8" - OFF WHITE FROM: 00-00-00 THRU: 04-15-90
11 093028-06-AE6	EA DOOR-FURNACE VENT, 19.4" X 15.8" - OFF WHITE FROM: 04-16-90 THRU: 99-99-99
12 092698-01-C2A	EA VENT-RANGE HOOD, W/DOOR - OFF WHITE
13 084103-03-000	EA DOOR-REFRIGERATOR, VENTED W/O JAMB - OFF WHITE
084104-01-700	EA LOCK-MALE, FASTENER - REFRIGERATOR DOOR
084104-01-701	EA LOCK-FEMALE, FASTENER - REFRIGERATOR DOOR
084104-03-000	EA JAMB-DOOR, VENTED REFRIGERATOR - OFF WHITE
14 092482-04-Y33	EA DOOR-STORAGE/SEWAGE TANK, W/LATCHES - 19.4" X 29.5" - OFF WHITE
15 092631-01-Y33	EA DOOR-STORAGE, W/LATCHES - 40" TAPERED - OFF WHITE
16 052909-01-000	EA DOOR-WATER HEATER, ATWOOD 5576-27 - OFF WHITE

1990 ITASCA
TABLE OF CONTENTS

INTRODUCTION	A-01 - A-02
ABBREVIATIONS	A-03
ALPHABETICAL INDEX	A-04 - A-06
ICN25RC	A-07 - A-12
ICN27RT	F-13 - K-16

1990 ICN27RT INDEX

FLOOR PLAN	F-13 - F-14
ACCESSORIES	F-15 - F-24
BATH	G-01 - G-02
BEDROOM	G-03 - G-06
CHASSIS	G-07 - G-16
C C & PAD	G-17 - H-02
DINETTE	H-03 - H-06
DRIVERS	H-07 - H-10
ELECTRICAL	H-11 - H-16
EXTERIOR BODY	H-17 - I-04
GALLEY	I-05 - I-14
HEATING & A/C	I-15 - I-18
INTERIOR FINISH	I-19 - I-23
LABEL	I-24 - J-08
LP	J-09
LOUNGE	J-10 - J-11
SEALANTS & FASTENERS	J-12 - J-14
WATER & SEWAGE	J-15 - J-19
WINDOW, VENT AND EXTERIOR DOOR	J-20 - K-16

WINDOW, VENT & EXTERIOR DOOR GROUP (CONTINUED)
DRIVER SIDE AND PASS SIDE BEDROOM WINDOWS

KEY PART NUMBER	U/M DESCRIPTION
090893-07-01A	EA FRAME-WINDOW, INSIDE - 31.4" X 60.9" - BLACK
092234-01-Y12	EA WINDOW-TIPOUT, DOUBLE - W/O INSIDE FRAME - 31.5" X 60.9" STATIONARY GLASS IS NOT AVAILABLE - ORDER ENTIRE ASSEMBLY
000G39-06-16T	EA SCREW-SF/DR, 6-20 X 1 PPH - BLACK
000G39-08-12T	EA SCREW-SF/DR, 8-18 X 3/4 PPH - BLACK
035302-01-000	EA OPERATOR-TORQUE, TIPOUT WINDOW - RIGHT
035302-02-000	EA OPERATOR-TORQUE, TIPOUT WINDOW - LEFT
033386-01-000	EA TAPE-BUTYL, 31" X 31" X 148" LONG
013327-03-000	EA SEAL-WINDOW, RUBBER - ROUND - .80" DIA. - BLACK
076322-02-000	FT TAPE-FOAM, DOUBLE COATED - .045" X 1" - INC. OF 108 FT
080218-03-000	SF SCREEN-FIBERGLASS, 12" WIDE
080914-01-000	EA KEY-CORNER, TIPOUT WINDOW
081377-01-700	EA ADHESIVE-CYANOACRYLATE, 10 GRAM TUBE
081649-01-000	EA RING-SNAP, 7/32 SHAFT DIAMETER
053327-06-00G	EA TUBE-TORQUE, WINDOW - RIGHT
080918-01-000	EA SPRING-TORQUE TUBE, LEFT
080918-02-000	EA SPRING-TORQUE TUBE, RIGHT
033328-03-00J	EA TUBE-TORQUE, WINDOW - LEFT
084067-01-000	FT SEAL-E SHAPED, SPONGE - TIPOUT WINDOW - .4" X .4" - BLACK
034068-20-000	EA GLASS-TIPOUT, 9.2" X 20.4"
034453-02-000	EA WASHER-.060 X .50 X .135 - PLASTIC
034453-02-000	EA WASHER-.060 X .50 X .250 - PLASTIC
084473-01-000	EA SEAL-RUBBER, TIPOUT WINDOW
085315-01-000	EA RIVET-SHOULDER, TIPOUT WINDOW
085762-01-000	EA T NUT 10-32
08763-01-000	EA SCREW-MACH, 10 - 32 X 1/4 PTH
087561-01-000	FT SPLINE-GLASS, EXTERIOR - VINYL - BLACK
089913-01-000	EA HINGE-TIPOUT WINDOW, BLACK
097578-01-000	EA LINKAGE-TIPOUT WINDOW
100168-01-000	EA CLIP-SPRING, SCREEN
100240-01-000	FT SPLINE-SCREEN, T-SHAPED
067052-02-000	EA KNOB-OPERATOR, TIPOUT WINDOW - BEIGE
089371-01-000	EA SCREW-MACHINE, 8-32 X 3 5/16 - ZN
080025-01-000	EA EXTENSION-WINDOW CONTROL

WINDOW, VENT & EXTERIOR DOOR GROUP (CONTINUED)
GALLEY WINDOW

KEY PART NUMBER	U/M DESCRIPTION
090893-02-01A	EA FRAME-WINDOW, INSIDE - 25.3" X 25.5" - BLACK
092235-02-Y12	EA WINDOW-TIPOUT, W/O INSIDE FRAME - 25.5" X 25.4" STATIONARY GLASS IS N/A DUE TO MANUFACTURING TECHNIQUE FROM: 00-00-00 THRU: 11-26-89
090893-02-01A	EA FRAME-WINDOW, INSIDE - 25.3" X 25.5" - BLACK
092235-09-Y12	EA WINDOW-TIPOUT, W/O INSIDE FRAME - 25.5" X 25.4" (BLACK BAND AT TOP) STATIONARY GLASS IS N/A DUE TO MANUFACTURING TECHNIQUE FROM: 11-27-89 THRU: 99-99-99
000G39-06-16T	EA SCREW-SF/DR, 6-20 X 1 PPH - BLACK
035302-02-000	EA OPERATOR-TORQUE, TIPOUT WINDOW - LEFT
068927-03-000	EA SEAL-WINDOW, RUBBER - ROUND - .80" DIA. - BLACK
076322-02-000	FT TAPE-FOAM, DOUBLE COATED - .045" X 1" - INC. OF 108 FT
080218-03-000	SF SCREEN-FIBERGLASS, 12" WIDE
080914-01-000	EA KEY-CORNER, TIPOUT WINDOW
081377-01-700	EA ADHESIVE-CYANOACRYLATE, 10 GRAM TUBE
081649-01-000	EA RING-SNAP, 7/32 SHAFT DIAMETER
080918-01-000	EA SPRING-TORQUE TUBE, REAR
080918-02-000	EA SPRING-TORQUE TUBE, FRONT
081428-06-000	EA TORQUE TUBE, REAR
084067-02-000	FT SEAL-E SHAPED, SPONGE - TIPOUT WINDOW - .4" X .4" - BLACK
084068-15-000	EA GLASS-TIPOUT, 9.2" X 24.5"
084453-01-000	EA WASHER-.060 X .50 X .135 - PLASTIC
084453-02-000	EA WASHER-.060 X .50 X .250 - PLASTIC
084473-01-000	EA SEAL-RUBBER, TIPOUT WINDOW
085315-01-000	EA RIVET-SHOULDER, TIPOUT WINDOW
086762-01-000	EA T NUT 10-32
086763-01-000	EA SCREW-MACH, 10 - 32 X 1/4 PTH
087561-01-000	FT SPLINE-GLASS, EXTERIOR - VINYL - BLACK
089913-01-000	EA HINGE-TIPOUT WINDOW, BLACK
097578-01-000	EA LINKAGE-TIPOUT WINDOW
100168-01-000	EA CLIP-SPRING, SCREEN
100240-01-000	FT SPLINE-SCREEN, T-SHAPED
067052-02-000	EA KNOB-OPERATOR, TIPOUT WINDOW - BEIGE
089371-01-000	EA SCREW-MACHINE, 8-32 X 3 5/16 - ZN
009439-06-000	EA EXTENSION-CRANK HANDLE, WINDOW/ROOF VENT - 9" - BLACK
081649-01-000	EA RING-SNAP, 7/32 SHAFT DIA.
083150-10-000	EA TUBE ASM. - TORQUE, WINDOWS

1990 ITASCA
TABLE OF CONTENTS

INTRODUCTION	A-01 -	A-02
ABBREVIATIONS		A-03
ALPHABETICAL INDEX	A-04 -	A-06
ICN25RC	A-07 -	F-12
ICN27RT	F-13 -	K-16

1990 ICN27RT INDEX

FLOOR PLAN	F-13 -	F-14
ACCESSORIES	F-15 -	F-24
BATH	G-01 -	G-02
BEDROOM	G-03 -	G-06
CHASSIS	G-07 -	G-16
C C & PAD	G-17 -	H-02
DINETTE	H-03 -	H-06
DRIVERS	H-07 -	H-10
ELECTRICAL	H-11 -	H-16
EXTERIOR BODY	H-17 -	I-04
GALLEY	I-05 -	I-14
HEATING & A/C	I-15 -	I-18
INTERIOR FINISH	I-19 -	I-23
LABEL	I-24 -	J-08
LP		J-09
LOUNGE	J-10 -	J-11
SEALANTS & FASTENERS	J-12 -	J-14
WATER & SEWAGE	J-15 -	J-19
WINDOW, VENT AND EXTERIOR DOOR	J-20 -	K-16

WINDOW, VENT & EXTERIOR DOOR GROUP (CONTINUED)

BATH WINDOW

KEY PART NUMBER	U/M DESCRIPTION
098644-01-714	EA INSIDE FRAME, 22 25H X 15 25W - EXCEL BLACK
098644-01-01A	EA WINDOW ASM-SLIDER RAISE - W/O INSIDE FRAME, EXCEL FROM 00-00-00 THRU 12-10-89
098644-01-700	EA LATCH REPAIR KIT
098644-01-701	EA PLATE-SPLICE, FRAME
098644-01-702	EA SCREW-SPLICE PLATE, FRAME
098644-01-703	EA SCREW-#6X105PRO RECESS-BLACK
098644-01-704	EA GLASS-STATIONARY 13 77X10 03
098644-01-705	FT GLAZING STRIP
098644-01-706	FT WEATHERSTRIP-GLASS
098644-01-707	EA STATIONARY LOCKING RAIL ASM
098644-01-708	FT CHANNEL-RUN, PIERCED - GLASS
098644-01-709	EA GLASS-SLIDING, W/SASH&LATCH
098644-01-710	FT TRACK-SPACER, FOR SCREEN 12"
098644-01-711	FT WEATHERSTRIP-SCREEN, BLACK
098644-01-712	EA SCREEN W/SPRING&WEATHERSTRIP
098644-01-713	EA SPRING-SCREEN CLIP, PLASTIC
098644-01-714	EA FRAME-INSIDE, 22 25HX15 25W
098644-01-715	EA WINDOW-SLIDER, 22 25HX15 25W
098644-01-716	EA PLUG-FILLER
098644-01-717	FT SPLINE

BATH WINDOW

KEY PART NUMBER	U/M DESCRIPTION
090893-15-01A	EA FRAME-WINDOW, INSIDE - 25 5" X 15 9" - BLACK
092235-10-Y12	EA WINDOW-TIPOUT, W/O INSIDE FRAME - 15 8" X 25 5" STATIONARY GLASS IS N/A DUE TO MANUFACTURING TECHNIQUES FROM 12-11-89 THRU 99-99-99
000G39-06-16T	EA SCREW-SF/DR, 6-20 X 1 PPH - BLACK
035302-02-000	EA OPERATOR-TORQUE, TIPOUT WINDOW - LEFT
068927-03-000	EA SEAL-WINDOW, RUBBER - ROUND - 80" DIA - BLACK
080218-03-000	SF SCREEN-FIBERGLASS, 12" WIDE
080914-01-000	EA KEY-CORNER, TIPOUT WINDOW
081649-01-000	EA RING-SNAP, 7/32 SHAFT DIAMETER
080918-01-000	EA SPRING-TORQUE TUBE, REAR
080918-02-000	EA SPRING-TORQUE TUBE, FRONT
081427-01-000	EA ARM-TORQUE TUBE
084067-01-000	FT SEAL-E SHAPED, SPONGE - TIPOUT WINDOW - 4" X 4" - BLACK
084068-14-000	EA GLASS-TIPOUT, 9" X 15"
084453-01-000	EA WASHER-060 X .50 X .135 - PLASTIC
084453-02-000	EA WASHER-060 X .50 X .250 - PLASTIC
084473-01-000	EA SEAL-RUBBER, TIPOUT WINDOW
085315-01-000	EA RIVET-SHOULDER, TIPOUT WINDOW
086762-01-000	EA T NUT 10-32
086763-01-000	EA SCREW-MACH, 10 - 32 X 1/4 PTH
089913-01-000	EA HINGE-TIPOUT WINDOW, BLACK
097578-01-000	EA LINKAGE-TIPOUT WINDOW
100168-01-000	EA CLIP-SPRING, SCREEN
100240-01-000	FT SPLINE-SCREEN, T-SHAPED
067052-02-000	EA KNOB-OPERATOR, TIPOUT WINDOW - BEIGE
089371-01-000	EA SCREW-MACHINE, 8-32 X 3 5/16 - ZN
090025-01-000	EA EXTENSION-WINDOW CONTROL
081354-01-000	EA SLEEVE - WINDOW, TORQUE TUBE
083150-09-000	EA TUBE ASM. - TORQUE, WINDOW

WINDOW, VENT & EXTERIOR DOOR GROUP (CONTINUED)

ENTRY DOOR WINDOW

KEY PART NUMBER	U/M DESCRIPTION
067609-03-000	EA FRAME-WINDOW, INSIDE PICTURE - BEIGE FROM 00-00-00 THRU 10-01-89
067609-27-000	EA FRAME-WINDOW, INSIDE PICTURE - BLACK FROM 10-02-89 THRU 99-99-99
079733-04-T03	EA WINDOW-ENTRY DOOR, 17" X 25"
002181-06-000	EA GLASS-WINDOW, 182" X 15 25" X 24"
050215-02-000	FT SPLINE-GLASS, EXTERIOR - VINYL - 15" - BLACK
087561-01-000	FT SEAL-GLASS, EXTERIOR - VINYL - BLACK

CAB PASSENGERS SIDE WINDOW

KEY PART NUMBER	U/M DESCRIPTION
093703-01-Y10	EA WINDOW-SLIDING, W/O INSIDE FRAME
000G39-06-16T	EA SCREW-SF/DR, 5-20 X 1 PPH - BLACK
002328-01-000	EA BLOCK-WINDOW, 1.8" X 3/16" X 1"
002389-03-209	EA HOLDER-SEAL GLASS HOLDER - 1 15" - BLACK
023320-01-000	EA PAD-FELT, 3/8" DIAMETER - BROWN
041928-02-000	FT SEAL-EXTERIOR WINDOW, BLACK
042077-01-000	FT CHANNEL-WEATHERSTRIP, GLASS RUN - U-SHAPED - 3/16"
047369-01-700	EA LATCH KIT-WINDOW, W/SCREWS - PLASTIC - BLACK
050215-02-000	FT SPLINE-GLASS, EXTERIOR - VINYL - 15" - BLACK
057656-12-000	EA GLASS-STATIONARY, 19" X 30 4" X 15 7"
073740-01-000	FT SEAL-FIN, 46" PILE HEIGHT - GRAY
079824-01-000	FT SEAL-WINDOW, WEATHER - C-FOLD - 5"
081377-01-700	EA ADHESIVE-CYANOACRYLATE, 10 GRAM TUBE
081980-11-000	EA GLASS-SLIDER, 13" X 30 4" X 16 6"
084170-09-000	EA MULLION-SLIDER, WINDOW - BLACK -
092565-01-Y10	EA FRAME-WINDOW, INSIDE - BLACK
078364-01-000	EA HOLDER-UPPER SCREEN, EXTRUDED PLASTIC - 9 5" - BLACK
078365-01-000	EA HOLDER-LOWER SCREEN, EXTRUDED PLASTIC - 9 5" - BLACK
052538-01-Y10	EA FRAME-WINDOW, INSIDE
092664-01-Y10	EA SCREEN ASSEMBLY
002292-02-000	SF SCREENING-WINDOW, 20" WIDE - CR 2000AL FROM 00-00-00 THRU 03-25-90
002291-02-000	SF SCREENING-ROOF VENT-WINDOW, 15" - BLACK FROM 03-26-90 THRU 99-99-99
002298-02-000	FT SPLINE-VENT-WINDOW, SCREEN, 128 DIAMETER - BLACK
079667-02-000	FT TAPE-PLASTIC FILM, 375 WIDE
079824-01-000	FT SEAL-WINDOW, WEATHER - C-FOLD - 5"

1990 ITASCA
TABLE OF CONTENTS

INTRODUCTION	A-01 -	A-02
ABBREVIATIONS		A-03
ALPHABETICAL INDEX	A-04 -	A-06
ICN25RC	A-07 -	F-12
ICN27RT	F-13 -	K-16

1990 ICN27RT INDEX

FLOOR PLAN	F-13 -	F-14
ACCESSORIES	F-15 -	F-24
BATH	G-01 -	G-02
BEDROOM	G-03 -	G-06
CHASSIS	G-07 -	G-15
C C & PAD	G-17 -	H-02
D-NETTE	H-03 -	J-06
DRIVERS	H-07 -	H-10
ELECTRICAL	H-11 -	H-15
EXTERIOR BODY	H-17 -	I-04
GALLEY	I-05 -	I-14
HEATING & A/C	I-15 -	I-18
INTERIOR FINISH	I-19 -	I-23
LABEL	I-24 -	J-08
LP		J-09
LOUNGE	J-10 -	J-11
SEALANTS & FASTENERS	J-12 -	J-14
WATER & SEWAGE	J-15 -	J-19
WINDOW, VENT AND EXTERIOR DOOR	J-20 -	K-16

WINDOW, VENT & EXTERIOR DOOR GROUP (CONTINUED)

DINETTE WINDOW

KEY PART NUMBER	U/M	DESCRIPTION
080893-09-01A	EA	FRAME-WINDOW, INSIDE - 31 4" X 60 9" - BLACK
092234-03-Y12	EA	WINDOW-TIPOUT, DOUBLE - W/O INSIDE FRAME - 31 5" X 60 9" STATIONARY GLASS IS NOT AVAILABLE - ORDER ENTIRE ASSEMBLY
000G39-06-16T	EA	SCREW-SF/DR, 6-20 X 1 PPH - BLACK
000G39-08-12T	EA	SCREW-SF/DR, 8-18 X 3/4 PPH - BLACK
035302-01-000	EA	OPERATOR-TORQUE, TIPOUT WINDOW - RIGHT
035302-02-000	EA	OPERATOR-TORQUE, TIPOUT WINDOW - LEFT
038886-01-000	EA	TAPE-BUTYL, 31" X 31" X 148" LONG
068927-03-000	EA	SEAL-WINDOW, RUBBER - ROUND - 80" DIA - BLACK
076322-02-000	FT	TAPE-FOAM, DOUBLE COATED - 045" X 1" - INC OF 108 FT
080218-03-000	SF	SCREEN-FIBERGLASS, 12" WIDE
080914-01-000	EA	KEY-CORNER, TIPOUT WINDOW
081377-01-700	EA	ADHESIVE-CYANOACRYLATE, 10 GRAM TUBE
081649-01-000	EA	RING-SNAP, 7/32 SHAFT DIAMETER
083227-08-000	EA	TUBE-TORQUE, WINDOW - REAR
080918-01-000	EA	SPRING-TORQUE TUBE, FRONT
080918-02-000	EA	SPRING-TORQUE TUBE, REAR
081427-01-000	EA	ARM-TORQUE TUBE
083228-08-000	EA	TUBE-TORQUE, WINDOW - FRONT
080918-01-000	EA	SPRING-TORQUE TUBE, FRONT
080918-02-000	EA	SPRING-TORQUE TUBE, REAR
081427-01-000	EA	ARM-TORQUE TUBE
084067-01-000	FT	SEAL-E SHAPED, SPONGE - TIPOUT WINDOW - 4" X 4" - BLACK
084068-22-000	EA	GLASS-TIPOUT, 9 2" X 29 9"
084453-01-000	EA	WASHER-060 X 50 X 135 - PLASTIC
084453-02-000	EA	WASHER-060 X 50 X 250 - PLASTIC
084473-01-000	EA	SEAL-RUBBER, TIPOUT WINDOW
085315-01-000	EA	RIVET-SHOULDER, TIPOUT WINDOW
086762-01-000	EA	T NUT 10-32
086763-01-000	EA	SCREW-MACH, 10 - 32 X 1/4 PTH
067561-01-000	FT	SPLINE-GLASS, EXTERIOR - VINYL - BLACK
089913-01-000	EA	HINGE-TIPOUT WINDOW, BLACK
097578-01-000	EA	LINKAGE-TIPOUT WINDOW
084453-01-000	EA	WASHER-060 X 50 X 135 - PLASTIC
084473-01-000	EA	SEAL-RUBBER, TIPOUT WINDOW
085315-01-000	EA	RIVET-SHOULDER, TIPOUT WINDOW
100168-01-000	EA	CLIP-SPRING, SCREEN
100240-01-000	FT	SPLINE-SCREEN, T-SHAPED
067052-02-000	EA	KNOB-OPERATOR, TIPOUT WINDOW - BEIGE
086371-01-000	EA	SCREW-MACHINE, 8-32 X 3 5/16 - ZN
090025-01-000	EA	EXTENSION-WINDOW CONTROL

WINDOW, VENT & EXTERIOR DOOR GROUP (CONTINUED)

PASSENGER SIDE LOUNGE WINDOW

KEY PART NUMBER	U/M	DESCRIPTION
090893-06-01A	EA	FRAME-WINDOW, INSIDE - BLACK
092235-06-Y12	EA	WINDOW-TIPOUT, SINGLE - W/O INSIDE FRAME STATIONARY GLASS IS N/A DUE TO MANUFACTURING TECHNIQUE
000H14-06-14R	EA	RIVET-MANDREL BLIND, 3/16
035302-01-000	EA	OPERATOR-SLANT-TORQUE RT
035302-02-000	EA	OPERATOR-SLANT-TORQUE LT
038886-01-000	EA	TAPE-BUTYL, 31X31X148 IN LG
068927-03-000	EA	SEAL-RUBBER, 12X25DX8000
080218-03-000	SF	SCREEN-FIBERGLASS, 12 IN WIDE
100240-01-000	FT	SPLINE-SCREEN, T
081649-01-000	EA	RING-SNAP, 7/32 SHAFT DIA
083227-08-000	EA	TUBE ASM-TORQUE, WINDOW
080918-01-000	EA	SPRING-TORQUE TUBE, RH
080918-02-000	EA	SPRING-TORQUE TUBE, LH
083150-14-000	EA	TUBE ASM-TORQUE, WINDOW
084067-02-000	FT	SEAL-E SPONGE RUBBER
084068-19-000	EA	GLASS-TIPOUT, 9 25" X 22"
084453-01-000	EA	WASHER-PLAS, 060X50X135
084453-02-000	EA	WASHER-PLAS, 060X50X250
084473-01-000	EA	SEAL-RUBBER, TIPOUT WDO
085315-01-000	EA	RIVET-SHOULDER, TIPOUT WDO
086762-01-000	EA	T NUT 10-32
086763-01-000	EA	SCREW-MACH, 10-32X1/4 PTH
088816-51-001	EA	EXTR-TUBE 90D, 153 WALL, 40MM
089913-01-000	EA	HINGE-TIPOUT WDO, BLACK
097578-01-000	EA	LINKAGE ASM-TIPOUT
080914-01-000	EA	KEY-CORNER
081377-01-000	EA	ADHESIVE-CYANOACRYLATE
081425-01-000	EA	ARM LINKAGE-TORQUE TUBE
081649-01-000	EA	RING-SNAP, 7/32 SHAFT DIA
084067-01-000	FT	SEAL-E SPONGE RUBBER
097578-01-000	EA	LINKAGE ASM-TIPOUT
099154-01-000	FT	CHANNEL-GLAZING
067052-02-000	EA	KNOB-OPERATOR, TIPOUT WINDOW - BEIGE
089371-01-000	EA	SCREW-MACHINE, 8-32 X 3 5/16" - FOR EXTENDED WINDOW KNOB
090025-01-000	EA	EXTENSION-CONTROL, WINDOW - 2"
076322-02-000	FT	TAPE-FOAM DBL COATED 045X10
081354-01-000	EA	SLEEVE-WINDOW, TORQUE TUBE
087561-01-000	FT	EXTR-VINYL SEAL, TIPOUT/SLIDE
000G39-06-16T	EA	SCREW-SF/DR, 6-20X100 PPH, BLACK

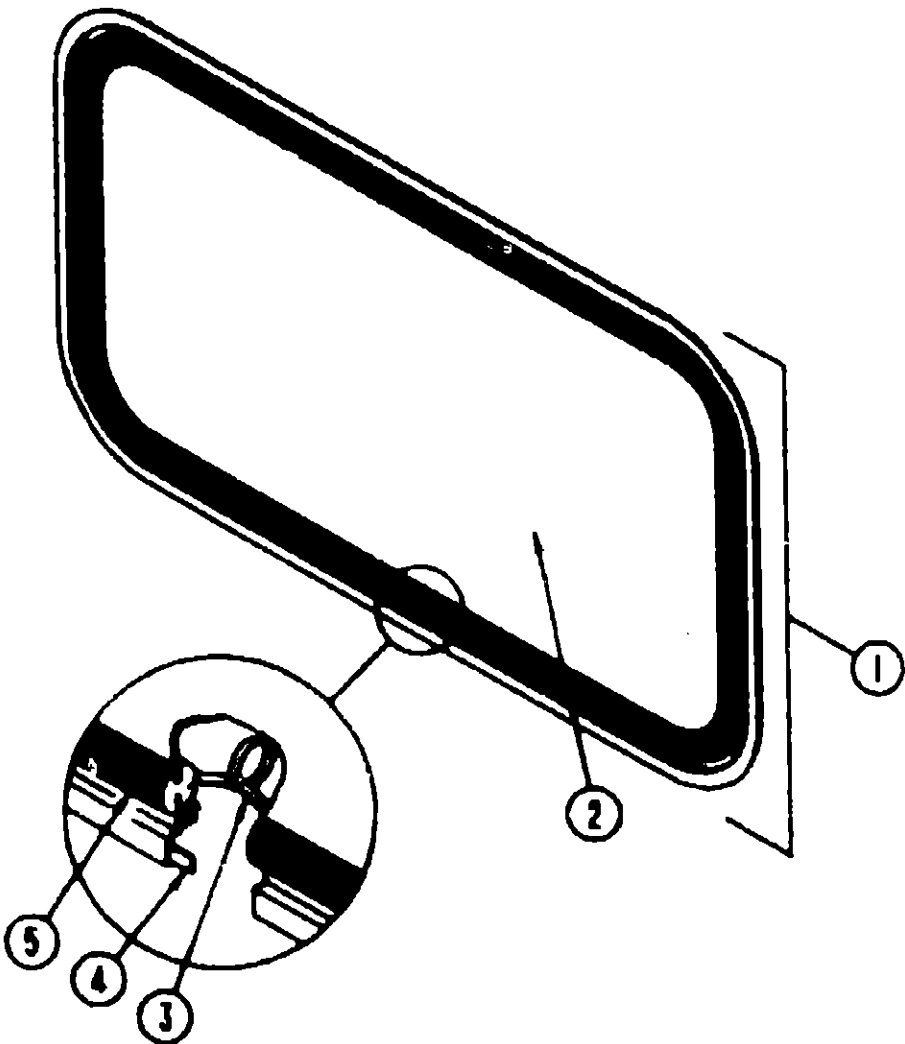
1990 ITASCA
TABLE OF CONTENTS

INTRODUCTION	A-01 -	A-02
ABBREVIATIONS		A-03
ALPHABETICAL INDEX	A-04 -	A-06
ICN25RC	A-07 -	F-12
ICN27RT	F-13 -	K-16

1990 ICN27RT INDEX

FLOOR PLAN	F-13 -	F-14
ACCESSORIES	F-15 -	F-24
BATH	G-01 -	G-02
BEDROOM	G-03 -	G-06
CHASSIS	G-07 -	G-16
C C & PAD	G-17 -	H-02
DINETTE	H-03 -	H-06
DRIVERS	H-07 -	H-10
ELECTRICAL	H-11 -	H-16
EXTERIOR BODY	H-17 -	I-04
GALLEY	I-05 -	I-14
HEATING & A/C	I-15 -	I-18
INTERIOR FINISH	I-19 -	I-23
LABEL	I-24 -	J-08
LP		J-09
LOUNGE	J-10 -	J-11
SEALANTS & FASTENERS	J-12 -	J-14
WATER & SEWAGE	J-15 -	J-19
WINDOW, VENT AND EXTERIOR DOOR	J-20 -	K-16

WINDOW, VENT & EXTERIOR DOOR GROUP (CONTINUED)



BACKWALL ESCAPE WINDOW

KEY PART NUMBER	U/M DESCRIPTION
1 087985-04-Y12	EA WINDOW-ESCAPE, W/O INSIDE FRAME - 30 2" X 46 8"
76650-04-000	EA FRAME-WINDOW, INSIDE - BLACK
2 076337-06-000	EA GLASS-ESCAPE, - 44 8" X 28"
3 002285-01-000	FT FILLER-WEATHER STRIP, RUBBER - BLACK
4 069640-07-000	FT SEALER-RIBBON, 2" X 3/32" - INCREMENTS OF 30"
5 002282-01-000	FT WEATHER STRIP-WINDOW, RUBBER - 125" - BLACK
006199-01-000	EA LABEL-EXIT, "ESCAPE WINDOW"
047731-01-000	EA LABEL-EMERGENCY EXIT
077066-01-702	FT TAPE ASM-ESCAPE WINDOW

WINDOW, VENT & EXTERIOR DOOR GROUP (CONTINUED)

ROOF VENTS

KEY PART NUMBER	U/M DESCRIPTION
083558-03-000	EA VENT-PLUMBING PIPE ROOF, WCOVER - OFF WHITE
084073-03-000	EA COVER-ROOF VENT, NORCOLD REFRIGERATOR - OFF WHITE
084073-04-000	EA BASE-ROOF VENT, NORCOLD REFRIGERATOR - BLACK

SIDEWALL VENT

KEY PART NUMBER	U/M DESCRIPTION
092698-02-01A	EA VENT-RANGE HOOD, W/DOOR - OFF WHITE

ACCESS DOOR HARDWARE

KEY PART NUMBER	U/M DESCRIPTION
093668-01-02A	EA POCKET-LATCH
092357-01-01A	EA HINGE-COMPARTMENT DOOR, 76" - BEIGE
085730-01-000	EA LATCH-PADDLE, W/KEY LOCK - PLASTIC - BEIGE
082684-01-700	EA KEY-COMPARTMENT DOOR LOCK, BH024
092263-01-000	EA PANEL-EXHAUST, FURNACE - 14" X 14 6" - GALVANIZED
085730-04-000	EA LATCH-PADDLE, W/O KEY LOCK - PLASTIC - BEIGE
092610-01-02A	EA POCKET-LATCH
092357-05-01A	EA HINGE-VALANCE DOOR, 1011 BEIGE
092252-01-000	EA COMPARTMENT-SFARE TIRE
077384-01-000	EA PLATE-PIN, LADDER - 1 6" X 1 6" - 4 SM HOLES-1 LRG HOLE
077385-01-000	EA PIN-PIVOT - FOR 077384-01-000
090340-01-000	FT SEAL-FOAM, CLOSED CELL - 1/4" X 1/2" X 50"
077408-02-000	EA LOCK-KEY TYPE
009066-01-000	EA HINGE-ALUMINUM, NO HOLES - 11/16" X 72" - UNPAINTED
084103-03-000	EA DOOR-REFRIGERATOR, VENTED W/O JAMB - OFF WHITE
084104-03-000	EA JAMB-DOOR, VENTED REFRIGERATOR - OFF WHITE
084104-01-700	EA LOCK-MALE, FASTENER - REFRIGERATOR DOOR
084104-01-701	EA LOCK-FEMALE, FASTENER - REFRIGERATOR DOOR
092357-02-02A	EA HINGE-COMPARTMENT DOOR, 43 5"
085730-11-000	EA LATCH-PADDLE, W/KEY LOCK - PLASTIC - OFF WHITE
078010-03-000	EA DOOR-FUEL FILL W/JAMB - OFF WHITE
078200-01-000	EA GASKET-DOOR, FUEL FILL - 3 5"OD X 2 7"D
072447-04-000	EA SHROUD-FUEL FILL
083578-01-000	EA BOOT-FUEL FILL
084235-01-000	EA SUPPORT-FLANGE, FUEL FILL BOOT
092644-02-Y12	EA PROP ROD-COMPARTMENT DOOR W/SPRING & BRACKET
092469-01-000	EA SPRING-#020-050 COMP
092639-01-000	EA BRACKET-DOOR PROP
039984-01-000	EA CAP-ROD END DEADBOLT, VINYL - 28" ID X 52" LONG - BL
093668-01-02A	EA POCKET-LATCH PLASTIC - OFF WHITE
075322-03-000	FT TAPE-FOAM, DOUBLE COATED - 045" X 5"
FROM 00-00-00 THRU 09-10-89	
077404-02-000	EA DRAWER-PLASTIC, 20" X 12 7" - BEIGE
094067-01-01A	EA DIVIDER-DRAWER, PLASTIC - LIGHT OAK
096765-01-000	EA RAIL-DRAWER, 3 1" HIGH X 2 1" WIDE X 20 5 LONG - PLASTI
091270-01-000	EA HOSE-REEL 50 FOOT
093300-01-000	EA BOX-TOOL, W/TRAY - 16" X 7" X 7 5"
000G11-08-165	EA SCREW, 8-18 X 1 00 PPH - OFF WHITE
085730-14-000	EA LATCH-PADDLE, W/O KEY LOCK - PLASTIC - OFF WHITE
092357-02-02A	EA HINGE-DOOR, COMPARTMENT - 43 5" - OFF WHITE
077381-01-000	EA PLATE-PIVOT
077408-02-000	EA LOCK-KEY TYPE - KEY #082684-01-700
077955-01-000	EA J CLIP-VINYL COATED, 3/8"
067789-02-000	EA SOCKET-LAMP
079090-01-000	EA CONNECTOR-MOLDED, 12/2 LEAD
090340-01-000	FT SEAL-FOAM, CLOSED CELL - 1/4" X 1/2" X 50"
100128-01-000	FT SEAL-PILE ADHESIVE BACK - GRAY
FROM 02-05-90 THRU 05-24-90	
076767-02-000	EA CABLE-1/16" X 16 5" - STAINLESS STEEL
092985-01-000	EA BRACKET-POWER CORD
096506-01-000	EA LABEL-"COMPARTMENT NOT SEALED"

1990 ITASCA
TABLE OF CONTENTS

INTRODUCTION	A-01	A-02
ABBREVIATIONS		A-03
ALPHABETICAL INDEX	A-04	A-06
ICN25RC	A-07	F-12
ICN27RT	F-13	K-16

1990 ICN27RT INDEX

FLOOR PLAN	F-13	F-14
ACCESSORIES	F-15	F-24
BATH	G-01	G-02
BEDROOM	G-03	G-06
CHASSIS	G-07	G-16
C C & PAD	G-17	H-02
DINETTE	H-03	H-06
DRIVERS	H-07	H-10
ELECTRICAL	H-11	H-15
EXTERIOR BODY	H-17	I-04
GALLEY	I-05	I-14
HEATING & A/C	I-15	I-18
INTERIOR FINISH	I-19	I-23
LABEL	I-24	J-08
LP		J-09
LOUNGE	J-10	J-11
SEALANTS & FASTENERS	J-12	J-14
WATER & SEWAGE	J-15	J-19
WINDOW, VENT AND EXTERIOR DOOR	J-20	K-16

WINDOW, VENT & EXTERIOR DOOR GROUP (CONTINUED)

PASSENGER SLIDING WINDOW

KEY PART NUMBER	U/M DESCRIPTION
093703-01-Y10	EA WINDOW ASM-SINGLE SLIDER - PASSENGERS
092665-01-Y10	EA FRAME-WINDOW, INSIDE SCREEN
000638-06-16T	EA SCREW-SF/DR-5-20X1.00 PPH
002328-01-000	EA BLOCK-WINDOW-1/8X3/16X1
002389-03-209	EA EXTR-PDR BLK GLS HLDR 29 57
023320-01-000	EA PAD-FELT-3/8 DIA
041928-02-000	FT SEAL-WDD-CHANNEL USE 3/16 GL
042077-01-000	FT CHANNEL-WDD-GLASS RUN 3/16
047369-01-000	EA LATCH-WDD-PLASTIC
050216-02-000	FT SPLINE-VINYL GLASS 19 BLK
050778-01-000	EA SCREW-1/4-14X3/8 HWH BLK
057656-12-000	EA GLASS-19X30 43X15 70
073740-01-000	FT SEAL-FIN 460 PILE HEIGHT
079824-01-000	FT SEAL-WEATHER C-FOLD 500
081980-11-000	EA GLASS-SLIDER 3 2X772 9X420 5
084170-09-000	EA MULLION-SLIDER WINDOW BLACK

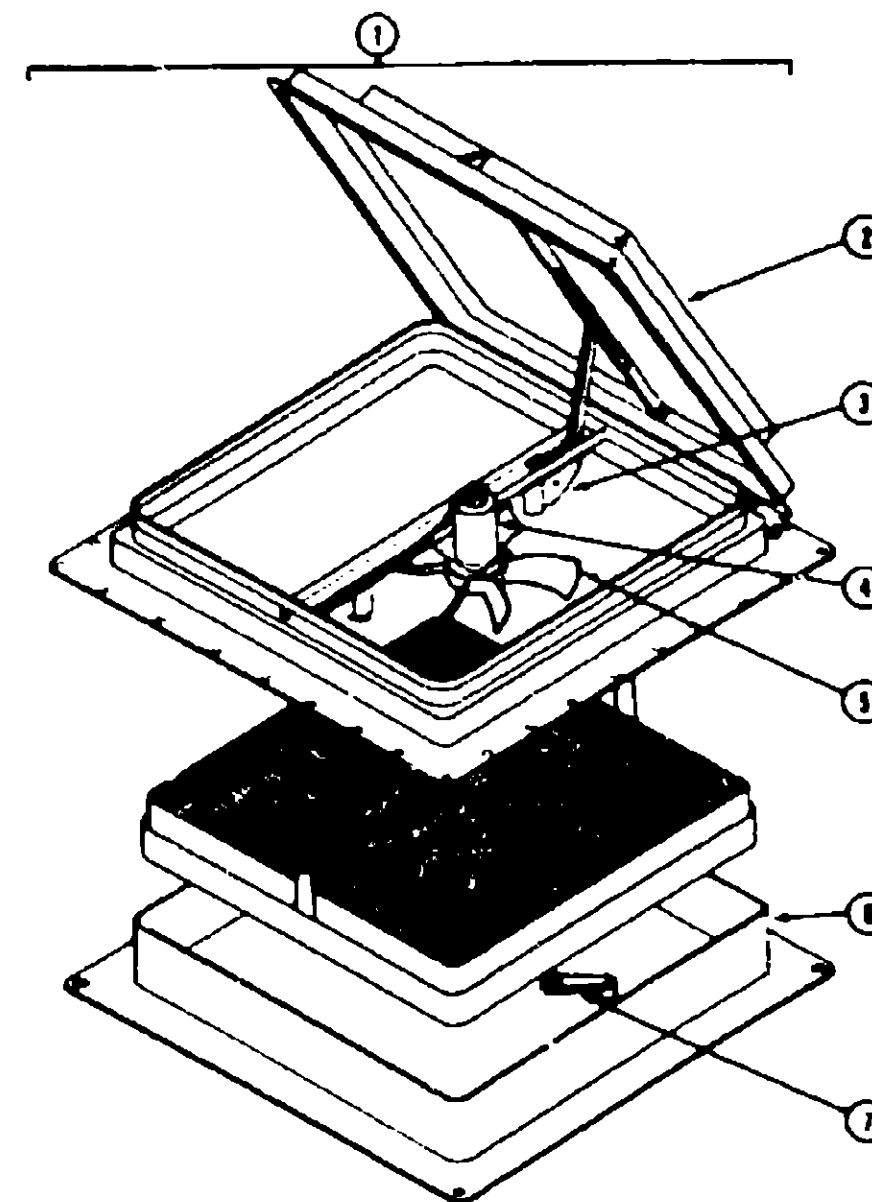
POWERED ROOF VENT

KEY PART NUMBER	U/M DESCRIPTION
090393-01-Y12	EA VENT-ROOF, POWERED W/O SCREEN
002825-01-000	EA WEATHER STRIP-ROOF VENT, GRAY
008195-01-000	EA SWITCH-ROOF VENT, PUSH BUTTON, 12V
008386-01-000	EA GROMMET-SNAP 3/8"
009440-01-000	EA GEAR/ARM-VENT COVER, LIFT
015911-01-000	EA TRACK-LIFT ARM SLIDE - ROOF VENT
048648-01-000	EA MOTOR-ROOF VENT, 1/8 SHAFT - 12V
048649-01-000	EA FAN-ROOF VENT, 6 BLADES - 6"
055218-01-000	EA COVER-ROOF VENT
061603-01-000	EA GROMMET-SNAP, 3/16 ID - 3/8 HOLE - PLASTIC - BLACK
052639-01-200	EA HINGE-EXTRUSION ROOF VENT 7"
052639-01-001	EA HINGE-VENT COVER, 192"
078785-01-Y12	EA SCREEN-ROOF VENT, POWERED
002291-02-000	SF SCREENING-ROOF VENT/WINDOW, 16" - BLACK
002298-02-000	FT SPLINE-VENT/WINDOW SCREEN, 128 DIAMETER - BLACK
009439-01-000	EA CRANK HANDLE-ROOF VENT
009439-03-000	EA EXTENSION-CRANK HANDLE, ROOF VENT - 9"
009439-05-000	EA KNOB-CRANK, WINDOW AND ROOF VENT - BLACK
009439-07-000	EA SCREW-8-32X1 1/4 POH BLACK
052639-01-200	EA EXTR-HINGE 007 DIN ROOF VENT
009439-07-000	EA SCREW-8-32X1 1/4 POH BLACK
009439-05-000	EA KNOB-VENT, ROOF, BLACK

NON POWERED ROOF VENT

KEY PART NUMBER	U/M DESCRIPTION
090392-01-Y12	EA VENT-ROOF, NON POWERED
002825-01-000	EA WEATHER STRIP-ROOF VENT, GRAY
009440-01-000	EA GEAR/ARM-VENT COVER, LIFT
015911-01-000	EA TRACK-LIFT ARM SLIDE - ROOF VENT
055218-01-000	EA COVER-ROOF VENT
052639-01-001	EA HINGE-VENT COVER, 192"
009439-01-000	EA CRANK HANDLE-ROOF VENT
009439-03-000	EA EXTENSION-CRANK HANDLE, ROOF VENT - 9"
078786-01-Y12	EA SCREEN-ROOF VENT, NON POWERED
002291-02-000	SF SCREENING-ROOF VENT/WINDOW, 16" - BLACK
002298-02-000	FT SPLINE-VENT/WINDOW SCREEN, 128 DIAMETER - BLACK

WINDOW, VENT & EXTERIOR DOOR GROUP (CONTINUED)



CANADIAN EXPORT

KEY PART NUMBER	U/M DESCRIPTION
1 064466-03-000	EA VENT-ROOF, POWERED - 14" X 14" - 12V - CANADIAN
2 064469-03-702	EA LID-VENT WHITE
3 064469-03-706	EA LIFT MECHANISM
4 048648-01-000	EA MOTOR-ROOF VENT, 1/8 SHAFT - 12V
5 048649-01-000	EA FAN-ROOF VENT, 6 BLADES - 6"
6 064469-03-705	EA GARNISH, VENT 2 5 IN WIDE
7 009439-01-000	EA CRANK HANDLE-ROOF VENT

ROOF VENT

KEY PART NUMBER	U/M DESCRIPTION
084079-06-000	EA VENT-CEILING EXHAUST PWR O/W
084079-01-700	EA VENT COVER
084079-01-701	EA SCREEN ASM WHITE
084079-01-703	EA CRANK EXTERIOR
084079-01-704	EA FAN BLADE
084079-01-705	EA MOTOR
084079-01-706	EA 12 VOLT PLUG
084079-01-707	EA SAFETY SWITCH
084079-01-708	EA REVERSE SWITCH
084079-01-709	EA SWITCH ON & OFF (MAIN POWER)
084079-01-710	EA THERMOSTAT

1990 ITASCA TABLE OF CONTENTS

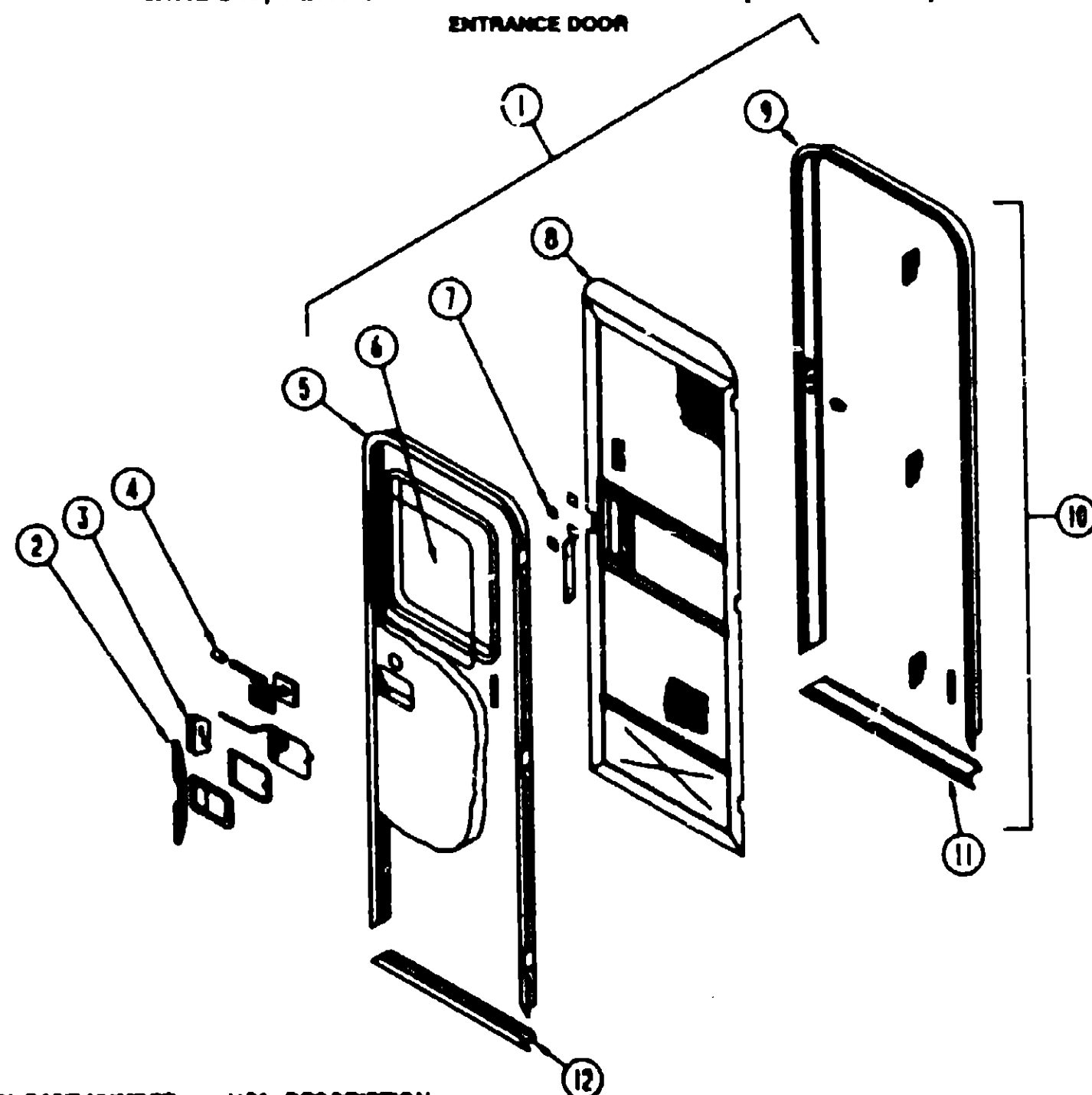
INTRODUCTION	A-01 - A-02
ABBREVIATIONS	A-03
ALPHABETICAL INDEX	A-04 - A-06
ICN25RC	A-07 - F-12
ICN27RT	F-13 - K-16

1990 ICN27RT INDEX

FLOOR PLAN	F-13 - F-14
ACCESSORIES	F-15 - F-24
BATH	G-01 - G-02
BEDROOM	G-03 - G-06
CHASSIS	G-07 - G-16
C C & PAD	G-17 - H-02
DINETTE	H-03 - H-06
D RIVERS	H-07 - H-10
ELECTRICAL	H-11 - H-16
EXTERIOR BODY	H-17 - I-04
GALLEY	I-05 - I-14
HEATING & A/C	I-15 - I-18
INTERIOR FINISH	I-19 - I-23
LABEL	I-24 - J-08
LP	J-09
LOUNGE	J-10 - J-11
SEALANTS & FASTENERS	J-12 - J-14
WATER & SEWAGE	J-15 - J-19
WINDOW, VENT AND EXTERIOR DOOR	J-20 - K-16

WINDOW, VENT & EXTERIOR DOOR GROUP (CONTINUED)

ENTRANCE DOOR



KEY PART NUMBER	UAM DESCRIPTION
1 M01870-21-AE6	EA DOOR-ENTRY, W/JAMB AND SCREEN DOOR (AE6 AE7) FROM 00-00-00 THRU 10-01-89
1 M01870-21-AE8	EA DOOR-ENTRY, W/JAMB AND SCREEN DOOR (AE8) FROM 00-00-00 THRU 10-01-89
1 M01870-31-AE6	EA DOOR-ENTRY, W/JAMB AND SCREEN DOOR (AE6 AE7) FROM 10-02-89 THRU 99-99-99
1 M01870-31-AE8	EA DOOR-ENTRY, W/JAMB AND SCREEN DOOR (AE8) FROM 10-02-89 THRU 99-99-99
078054-03-001	EA SHEET-FIBERGLASS, 4' X 8' - OFF WHITE - FILON
088272-63-000	SF PANELING-DECORATIVE - 4' X 7' - INCREMENTS OF 28 SF (AE6 AE7)
088272-62-000	SF PANELING-DECORATIVE - 4' X 7' - INCREMENTS OF 28 SF (AE8)
000G11-08-12S	EA SCREW, 8-18 X 3/4 PPH - OFF WHITE
000G39-08-08R	EA SCREW-SF/DR-8-18X1/2 PPH
000G53-04-088	EA SCREW-MACH-1/4-20X3/8 PPH 2N
000G54-04-208	EA SCREW-1/4-20X1 1/4 PTH TYP 23
2 088173-01-03A	EA STIFFENER-ENTRY DOOR, SUPPORTS LATCH/STRIKE AREA - OFF WHITE
2 088173-01-04A	EA STIFFENER-ENTRY DOOR, SUPPORTS LATCH/STRIKE AREA - MILL
3 045017-11-000	EA LATCH-PADDLE, MECHANISM W/LOCK CYLINDER & KEY - BLACK FROM 00-00-00 THRU 09-02-90
045017-11-700	EA MASTER KEY, F SERIES
045017-11-701	EA KEY-BLANK, F1 SERIES
039539-01-000	EA STRIKE-ENTRANCE DOOR LOCK
039540-01-000	EA LATCH MECHANISM-HOOK, ENTRY DOOR - INTERIOR

K-88

WINDOW, VENT & EXTERIOR DOOR GROUP (CONTINUED)

ENTRANCE DOOR

KEY PART NUMBER	UAM DESCRIPTION
039540-01-701	EA KEY-MASTER-ATWOOD-DOOR-LOCK
039715-01-000	EA NUT-SERT, 1/4" DIAMETER - 20 THREADS
4 039984-01-000	EA CAP-ROUND DEADBOLT, VINYL - 28" ID X 52" LONG - BLACK
040944-01-000	EA LABEL-ENTRANCE DOOR, "OPEN"
058806-01-000	EA PLUG-TAPERED, FOR DEADBOLT - PLASTIC - 66" DIAMETER - RED
039738-01-000	EA DEADBOLT-ROUND, J-SHAPED - INTERIOR USE ONLY FROM 00-00-00 THRU 09-02-90
101145-01-31A	EA DEADBOLT-ENTRY DOOR, BLACK FROM 09-03-90 THRU 99-99-99
095229-01-700	EA KEY ONLY-BLANK
101147-01-000	EA BOLT-SECURITY, 4 1/2" BACKSET
039800-03-000	FT TUBING-POLYBUTYLENE, 3/8" OD
039979-03-000	EA COVER-INTERIOR LATCH, W/TRIP ARM - BLACK FROM 00-00-00 THRU 08-07-90
039979-04-000	EA COVER-INTERIOR LATCH, W/TRIP ARM - RIGHT - BLACK FROM 08-08-90 THRU 99-99-99
081914-01-000	EA BUMPER-RUBBER, ROUND - BLACK FROM 09-01-90 THRU 99-99-99
5 095276-01-01A	EA FRAME-ENTRY DOOR, W/O BOTTOM - OFF WHITE
6 079733-04-T03	EA WINDOW-PICTURE, W/O INSIDE FRAME - 17" X 25"
067609-27-000	EA FRAME-WINDOW, INSIDE PICTURE - BLACK
067609-03-000	EA FRAME-WINDOW, INSIDE PICTURE - BEIGE
002181-06-000	EA GLASS-PICTURE WINDOW, 115" X 16 25" X 24"
087561-01-000	FT SPLINE-GLASS, EXTERIOR - VINYL - BLACK
7 058025-02-000	EA CUP-ROLLER LATCH CATCH
063729-04-000	EA RIVNUT, 10-32 UNF - 010-080
072893-01-000	EA NUTSERT-M5 X 0.8
075671-01-000	FT SEAL-SPONGE, LAZY T SHAPE - WEATHERSTRIP ON ENTRY DOOR
075673-01-000	FT SEAL-PILE, ADHESIVE BACK - GRAY
7 075908-01-000	EA SCREW-MACH-10-32X 56PTH(SEMS)
7 009018-01-000	EA CATCH-SCREEN DOOR ROLLER
009016-01-000	EA CATCH-ELBOW, SPRING LOADED - SCREEN DOOR CATCH
8 079012-01-U01	EA DOOR ASM-SCREEN FROM 00-00-00 THRU 10-01-89
8 079012-01-T03	EA DOOR SCREEN FROM 10-02-89 THRU 99-99-99
002293-02-000	SF SCREENING-WINDOW/DOOR, 26" - CHARCOAL
002294-01-000	FT SPLINE-SCREENING, 135" X 138" - BLACK
002748-01-000	EA CORNER KEY-DOOR
016454-01-000	EA INSERT-SCREEN DOOR, CENTER - LEATHER GRAIN ALUMINUM - BEIGE
001014-01-013	EA INSERT-CENTER, 024" X 10 25" X 16 31" - UNPAINTED ALUMINUM
050712-03-000	EA HANDLE-SCREEN DOOR, UNPAINTED
078552-03-000	EA KICK PANEL-SCREEN DOOR, LOWER INSERT - UNPAINTED
001014-01-016	EA ALUMINUM-LEATHER GRAIN, 10 3" X 29 69" - UNFINISHED
078595-01-000	EA TOP PLATE-SCREEN DOOR, CURVED TOP - 4 7" X 25 35"
078777-01-000	EA CHANNEL-SLIDE, SCREEN DOOR CENTER SLIDER COVER
079086-02-000	EA SLIDER-SCREEN DOOR, OFF WHITE
079087-02-000	EA STRIKE-SLIDER, W/LIP FOR ELBOW CATCH - 1 5" X 8 6" OFF WHITE
100412-01-000	EA CATCH-SCREEN DOOR
9 095278-01-01A	EA JAMB-DOOR, ENTRANCE - UNPAINTED
10 095277-02-01A	EA JAMB-ENTRY DOOR, W/BOTTOM & ROLLER CATCH STRIKER - OFF WHITE
11 051049-01-000	EA JAMB BOTTOM-ENTRY DOOR, BEIGE
079207-01-000	EA STRIKER-ROLLER CATCH, WELDED TO DOOR JAMB - 4" X 1 15"
097724-01-02A	EA HINGE-ENTRY DOOR, OFF WHITE
079361-08-000	EA HINGE-ENTRANCE DOOR FROM 00-00-00 THRU 10-01-89
097724-01-04A	EA HINGE-ENTRY DOOR, UNPAINTED FROM 10-02-89 THRU 99-99-99
2 089748-01-000	EA FRAME-BOTTOM ENTRY DOOR, OFF WHITE
090340-01-000	FT SEAL-FOAM, CLOSED CELL - 1/4" X 1 1/2" X 50"
091968-03-000	FT TAPE-ADHESIVE, 04" X 1" WIDE
100128-02-000	FT SEAL-PILE, ADHESIVE BACK - SCREEN DOOR - GRAY
093966-01-02A	EA GARNISH-RADIUS, ENTRANCE DOOR - ALUMINUM - OFF WHITE
044582-02-000	EA CAP-DRIP ENTRY DOOR, ALUMINUM, OFF WHITE
100312-01-000	EA SWITCH-DOOR JAMB, ELECTRIC ENTRY STEP
041546-06-000	EA BRACKET - DOOR ANGLE - OFF WHITE
085774-01-000	FT FASTENER - DUEL LOCK, 1" WIDE
085774-02-000	FT FASTENER - DUEL LOCK, 1" WIDE

1990 ITASCA TABLE OF CONTENTS

INTRODUCTION	A-01 - A-02
ABBREVIATIONS	A-03
ALPHABETICAL INDEX	A-04 - A-06
ICN25RC	A-07 - F-12
ICN27RT	F-13 - K-16

1990 ICN27RT INDEX

FLOOR PLAN	F-13 - F-14
ACCESSORIES	F-15 - F-24
BATH	G-01 - G-02
BEDROOM	G-03 - G-06
CHASSIS	G-07 - G-16
C/C & PAD	G-17 - H-02
DINETTE	H-03 - H-06
DRIVERS	H-07 - H-10
ELECTRICAL	H-11 - H-16
EXTERIOR BODY	H-17 - I-04
GALLEY	I-05 - I-14
HEATING & A/C	I-15 - I-18
INTERIOR FINISH	I-19 - I-23
LABEL	I-24 - J-08
LP	J-09
LOUNGE	J-10 - J-11
SEALANTS & FASTENERS	J-12 - J-14
WATER & SEWAGE	J-15 - J-19
WINDOW, VENT AND EXTERIOR DOOR	J-20 - K-16

K-10

WINDOW, VENT & EXTERIOR DOOR GROUP (CONTINUED)

DRIVERS DOOR & COMPONENTS

KEY PART NUMBER	U/M	DESCRIPTION
M97816-02-AE6	EA	DOOR-DRIVER, MANUAL - STANDARD
M97816-01-AE6	EA	DOOR-DRIVER, MANUAL - TIPOUT
M97816-03-AE6	EA	DOOR-DRIVER, POWER - TIPOUT WINDOW
M97816-04-AE6	EA	DOOR-DRIVER, POWER - STATIONARY WINDOW
097278-01-AE6	EA	JAMB-DOOR
084882-14-000	EA	PANEL-FRP,PBDVFG.OFF WHITE 83 34" X 365 35"
092753 01 Y10	EA	FRAME ASM-WINDOW,OUTER
089454-02-000	EA	CHANNEL-GLASS RUN, TCP - BLACK
092446-02-000	EA	GLASS-DOOR, ROLL UP - 27.5' X 26.3'
082472 03 000	EA	CHANNEL-GLASS RETAINER
097207-01-03A	EA	HINGE-CONTINUOUS, OFF WHITE
092752 01 Y10	EA	FRAME ASM-WINDOW,INNER
092970-01-000	EA	GLASS-TIPOUT, 4.5" X 27.9"
092997-01-000	EA	GLASS-STATIONARY, POWER WINDOW - 4.6' X 28"
092632 02 Y10	EA	FRAME ASM-WINDOW,TIPOUT
092752-01-Y10	EA	FRAME-WINDOW, TIPOUT - INNER - 23.6" X 28"
000D39-04-008	EA	NUT-HEX, SER FLG LK 1/4 - 20 ZN
000E13-11-008	EA	WASHER-FL, 3/16" WIDE ZN
063729-01-000	EA	RIVNUT, 1/4 X 20 UNC - 030-125
064219-01-000	EA	RETAINER-CHECK STRAP, DRIVER DOOR
068927-03-000	EA	SEAL-WINDOW, RUBBER - ROUND - .80" DIA. - BLACK
068938-03-000	EA	BEARING-.38"ID, SNAP IN
075671-01-000	FT	SEAL-SPONGE, LAZY T SHAPE - WEATHERSTRIP ON ENTRY DOOR
081908-01-000	EA	SCREW-MACH 6-32X.62 W/NYLOCK
081910-02-000	EA	CHANNEL-WINDOW, SLIDING
081912-01-000	EA	WEATHERSTRIP-RIGID, BLACK
081912-02-000	EA	WEATHERSTRIP-RIGID
084067-01-000	FT	SEAL-E SHAPED, SPONGE - TIPOUT WINDOW - .4" X 4" - BLACK
088473-08-000	EA	HOUSING-PIN, 4 POSITION
090340-01-000	FT	SEAL-FOAM, CLOSED CELL - 1/4" X 1/2" X 50'
091255-02-000	FT	SEAL-ADHESIVE BACKED FOAM, 1.5" X .18"
091968-03-000	FT	TAPE-ADHESIVE, .04" X 1" WIDE
093144-01-000	EA	CONDUIT-WIRE, GM# 15592046
095954-01-Y12	EA	SCREEN-SINGLE TIPOUT, 1 RADIUS CORNER - 6" X 29.2"
096809-01-000	EA	BRACKET-DEADBOLT
097367-01-000	EA	BRACKET-SUPPORT, DOOR LOCK
098030-01-000	EA	STRAP-CHECK, DRIVER DOOR - BLACK
100028-01-000	FT	TAPE-ADHESIVE, FOAM - 75" X 216"
092628 01 01A	EA	MULLION-DOOR/WINDOW BLACK
103413 01 01A	EA	GARNISH-DRIVERS DOOR O/W
FROM 11-26-90 THRU 99-99-99		
M97816-02-AE6	EA	DOOR-DRIVER, MANUAL - STATIONARY WINDOW
082240-03-000	EA	CHANNEL - GLASS RUN, BLOCK
092606-01-000	EA	BRACKET - WINDOW OPERATOR, UPPER
092607-01-000	EA	BRACKET - WINDOW OPERATOR, MIDDLE
092608-01-000	EA	ANGLE - WINDOW OPERATOR, LOWER

WINDOW, VENT & EXTERIOR DOOR GROUP (CONTINUED)

DRIVERS DOOR & COMPONENTS CONT

KEY PART NUMBER	U/M	DESCRIPTION
097875-01-01A	EA	THRESHOLD-CAB DOOR - 26.5" - BLACK
092893 02 01A	EA	LINER-STEP BOX,BLACK PLASTIC
103392 02 000	EA	REGULATOR ASM-PWR WDO,91N
093634-01-000	EA	REGULATOR-WINDOW, DRIVER
092996-01-000	EA	REGULATOR-POWER WINDOW
092996-01-710	EA	MOTOR-POWER WINDOW, DRIVER DOOR
081911-01-000	FT	TAPE-GLASS SETTING, 1/16" X 1.5"
092928-01-000	EA	ROD-LOCK, INSIDE OF DOOR
092928-04-000	EA	ROD-LOCK, INSIDE OF DOOR
092928-03-000	EA	ROD-RELEASE, INSIDE OF DOOR
092927-05-000	EA	CLIP - ROD END RIGHT LATCH-DRIVER'S DOOR
092927-06-000	EA	CLIP - ROD END LEFT LATCH-DRIVER'S DOOR
092927 01 000	EA	LATCH-DRIVER'S DOOR,OUTSIDE
FROM 00-00-00 THRU 06-24-90		
102235-01-01A	EA	LATCH-OUTSIDE, DRIVER DOOR - BLACK
FROM 06-25-90 THRU: 99-99-99		
092927 04 000	EA	LATCH-DRIVER'S DOOR,LATCH
045017-11-700	EA	MASTER KEY,F SERIES
045017-11-701	EA	KEY BLANK,F1 SERIES
083223-01-700	EA	KEY-BLANK
M97748-01-02A	EA	PANEL-DOOR, INTERIOR - PLASTIC - SLATE GRAY
081903-02-000	EA	SHAFT-MOUNTING, KNOB
081905-02-000	EA	KNOB-SLIDE BOLT, BLACK
081906-02-000	EA	BOLT-SLIDE
092927-04-000	EA	LATCH-DRIVER DOOR, MECHANISM
094575-01-000	EA	CRANK-HAND, GLASS LIFT
088246-01-000	EA	SWITCH-REMOTE, MIRROR
087695-01-000	EA	SWITCH-HEATER, MIRROR
061400-04-000	EA	STRAP-ASSIST, 12" - BLACK W/WOODGRAIN SCREW COVERS
092927 02 000	EA	LATCH-DRIVER'S DOOR,INSIDE
FROM: 00-00-00 THRU: 90-06-24		
102237-01-01A	EA	LATCH-DRIVER DOOR, INSIDE - BLACK
FROM: 06-25-90 THRU: 99-99-99		
093132-01-000	EA	SWTCH-POWER WINDOW
077000-01-000	EA	SOCKET ASM-W/8" PIGTAIL LEADS
077026-01-000	EA	LENS-COURTESY LIGHT, CLEAR
079370-04-000	FT	COVER-SCREW, WINDOW - VINYL - BLACK
080734-02-000	EA	CLIP-WIRE, NYLON
081243-02-000	EA	CLIP-SCREEN, PLASTIC - BLACK
035302 01 000	EA	OPERATOR-SLANT-TORQUE RT
089913 01 000	EA	HINGE-TIPOUT WDO,BLACK
092628 01 01A	EA	MULLION-DOOR/WINDOW BLACK
092632 02 Y10	EA	FRAME ASM-WINDOW,TIPOUT
095889 02 000	EA	BRACKET-TORQUE TUBE/OPER
095954 01 Y12	EA	SCREEN ASM-SINGLE TIPOUT
086259-04-000	EA	MIRROR-REMOTE HEAT, W/ARM & MIRRORS - PRE-WIRED - PASSENGER
086259-04-700	EA	GLASS ONLY CONVEX HEATED RH
086259-04-701	EA	GLASS ONLY FLAT HEATED RH
086259-05-000	EA	MIRROR-REMOTE HEAT, W/ARM & MIRRORS - PRE-WIRED - DRIVER
086259-05-700	EA	GLASS-MIRROR, HEATED CONVEX - DRIVER SIDE
086259-05-701	EA	GLASS-MIRROR, HEATED FLAT - DRIVER SIDE
086284-01-000	EA	SPRING-COMPRESSION, 44" LONG X 36"OD
097308-01-02A	EA	COVER - MAP POCKET, SLATE GRAY
097279-01-02A	EA	FRAME-DOOR,REAR OUTER,O/WHT
097280-01-02A	EA	FRAME-DOOR,FRT,OTR 1488 O/W
064184-05-000	EA	CAP-DRIP,CAB DOOR,LH,O/W

1990 ITASCA
TABLE OF CONTENTS

INTRODUCTION	A-01 -	A-02
ABBREVIATIONS		A-03
ALPHABETICAL INDEX	A-04 -	A-06
ICN25RC	A-07 -	F-12
ICN27RT	F-13 -	K-16

1990 ICN27RT INDEX

FLOOR PLAN	F-13 -	F-14
ACCESSORIES	F-15 -	F-24
BATH	G-01 -	G-02
BEDROOM	G-03 -	G-06
CHASSIS	G-07 -	G-16
C C & PAD	G-17 -	H-02
DINETTE	H-03 -	H-06
DRIVERS	H-07 -	H-10
ELECTRICAL	H-11 -	H-16
EXTERIOR BODY	H-17 -	I-04
GALLEY	I-05 -	I-14
HEATING & A/C	I-15 -	I-18
INTERIOR FINISH	I-19 -	I-23
LABEL	I-24 -	J-08
LP		J-09
LOUNGE	J-10 -	J-11
SEALANTS & FASTENERS	J-12 -	J-14
WATER & SEWAGE	J-15 -	J-19
WINDOW, VENT AND		
EXTERIOR DOOR	J-20 -	K-16

WINDOW, VENT & EXTERIOR DOOR GROUP (CONTINUED)

DRIVER DOOR W/POWERED WINDOW AND MIRROR OPTION L28P

KEY PART NUMBER	U/M DESCRIPTION
M97816-03-AE6	EA DOOR-DRIVER, POWER - TIPOUT WINDOW
M97748-01-02A	EA PANEL-DOOR, INTERIOR - PLASTIC - OFF WHITE
000G11-07-08B	EA SCREW, 7-19 X 1/2 PPH - ZN
097308-01-02A	EA COVER-MAP POCKET, OFF WHITE
000D39-04-00B	EA NUT-HEX, SER FLG LK 1/4 - 20 ZN
000E13-11-00B	EA WASHER-FL, 3/16" WIDE ZN
000G11-10-12D	EA SCREW, 10-16 X 3/4 PPH - BLACK
000G19-10-08B	EA SCREW-MACH, 10-32 X 1/2 PPH ZN
000G39-08-06B	EA SCREW-SF/DR, 8-18 X 3/8 PPH ZN
000G39-10-12D	EA SCREW-SF/DR, 10-16 X 3/4 PPH - BLACK
000G50-04-12B	EA SCREW-MACH, 1/4-20 X 3/4 PPH ZN
000G54-04-20B	EA SCREW-1/4-20X11/4 PTH TYP 23
061400-04-000	EA STRAP-ASSIST, 12" - BLACK W/WOODGRAIN SCREW COVERS
063729-01-000	EA RIVNUT, 1/4 X 20 UNC - .030-.125
064219-01-000	EA RETAINER-CHECK STRAP, DRIVER DOOR
068927-03-000	EA SEAL-WINDOW, RUBBER - ROUND - 80' DIA. - BLACK
068938-03-000	EA BEARING- 38"ID, SNAP IN
075671-01-000	FT SEAL-SPONGE, LAZY T SHAPE - WEATHERSTRIP ON ENTRY DOOR
100028-01-000	FT TAPE-ADHESIVE, FOAM - 75" X 216"
077000-01-000	EA SOCKET ASM-W/8" PIGTAIL LEADS
077026-01-000	EA LENS-COURTESY LIGHT, CLEAR
079370-04-000	FT COVER-SCREW, WINDOW - VINYL - BLACK
080734-02-000	EA CLIP-WIRE, NYLON
081903-02-000	EA SHAFT-MOUNTING, KNOB
081905-02-000	EA KNOB-SLIDE BOLT, BLACK
081906-02-000	EA BOLT-SLIDE
081908-01-000	EA SCREW-MACH 6-32X.62 W/NYLOCK
081910-02-000	EA CHANNEL-WINDOW, SLIDING
081911-01-000	FT TAPE-GLASS SETTING, 1/16" X 1 5"
081912-02-000	EA WEATHERSTRIP-RIGID
084067-01-000	FT SEAL-E SHAPED, SPONGE - TIPOUT WINDOW - 4" X 4" - BLACK
086284-01-000	EA SPRING-COMPRESSION, 44" LONG X 36"OD
087695-01-000	EA SWITCH-HEATER, MIRROR
088246-01-000	EA SWITCH-REMOTE, MIRROR
089454-02-000	EA CHANNEL-GLASS RUN, TOP - BLACK
090340-01-000	FT SEAL-FOAM, CLOSED CELL - 1/4" X 1/2" X 50'
091255-02-000	FT SEAL-ADHESIVE BACKED FOAM, 1 5" X 18"
091968-03-000	FT TAPE-ADHESIVE, .04" X 1" WIDE
092446-02-000	EA GLASS-DOOR, ROLL UP - 27 5" X 26 3"
092752-01-Y10	EA FRAME-WINDOW, TIPOUT - INNER - 23 6" X 23"
000G39-08-08B	EA SCREW-SF/DR, 8-18 X 1/2 PPH ZN
081912-01-000	EA WEATHERSTRIP-RIGID, BLACK
092845-01-000	EA WIRE ASSEMBLY-DRIVER DOOR CONTROL PANEL
088473-08-000	EA HOUSING-PIN, 4 POSITION
093144-01-000	EA CONDUIT-WIRE, GM# 15592046
092927-01-000	EA LATCH-DRIVER DOOR, OUTER
FROM 00-00-00 THRU 05-24-90	
092927-01-700	EA LOCK-LEVER, BLACK
092927-01-701	EA LOCK-LEVER, CHROME
092927-01-702	EA CYLINDER-KEY, W/KEY
063223-01-700	EA KEY-BLANK
102235-01-01A	EA LATCH-OUTSIDE, DRIVER DOOR - BLACK
FROM 06-25-90 THRU 99-99-99	
045017-11-700	EA MASTER KEY, F SERIES
045017-11-701	EA KEY BLANK, F1 SERIES
092927-02-000	EA LATCH-DRIVER DOOR, INSIDE
FROM 00-00-00 THRU 06-24-90	
102237-01-01A	EA LATCH-INSIDE, DRIVER DOOR - BLACK
FROM 06-25-90 THRU 99-99-99	
092927-04-000	EA LATCH-DRIVER DOOR, MECHANISM
092927-05-000	EA LATCH-DRIVER DOOR, ROD END - RH
092927-06-000	EA LATCH-DRIVER DOOR, ROD END - LEFT

WINDOW, VENT & EXTERIOR DOOR GROUP (CONTINUED)

DRIVER DOOR W/POWERED WINDOW AND MIRROR OPTION L28P

KEY PART NUMBER	U/M DESCRIPTION
092928-01-000	EA ROD-LOCK, INSIDE OF DOOR
092928-03-000	EA ROD-RELEASE, INSIDE OF DOOR
092928-04-000	EA ROD-LOCK, INSIDE OF DOOR
092970-01-000	EA GLASS-TIPOUT, 4 5" X 27.9"
092996-01-000	EA REGULATOR-POWER WINDOW
092996-01-710	EA MOTOR-POWER WINDOW, DRIVER DOOR
092996-01-711	EA TAPE DRIVE
093132-01-000	EA SWITCH-POWER WINDOW
095954-01-Y12	EA SCREEN-SINGLE TIPOUT, 1 RADIUS CORNER - 6" X 29 2"
096809-01-000	EA BRACKET-DEADBOLT
097207-01-03A	EA HINGE-CONTINUOUS, OFF WHITE
097278-01-AE6	EA JAMB-DOOR
055278-01-001	FT TUBING-STEEL, .75" X 1.5" X 288"
097367-01-000	EA BRACKET-SUPPORT, DOOR LOCK
077517-52-000	EA FIBERGLASS-SHEET, 29.7" X 27.9" - BEIGE - FLAT
098030-01-000	EA STRAP-CHECK, DRIVER DOOR - BLACK
086259-04-000	EA MIRROR-REMOTE HEAT, W/ARM & MIRRORS - PRE-WIRED - PASSENGER
086259-04-700	EA GLASS ONLY CONVEX HEATED RH
086259-04-701	EA GLASS ONLY FLAT HEATED RH
086259-05-000	EA MIRROR-REMOTE HEAT, W/ARM & MIRRORS - PRE-WIRED - DRIVER
086259-05-700	EA GLASS ONLY CONVEX HEATED LH
086259-05-701	EA GLASS ONLY FLAT HEATED LH

1990 ITASCA

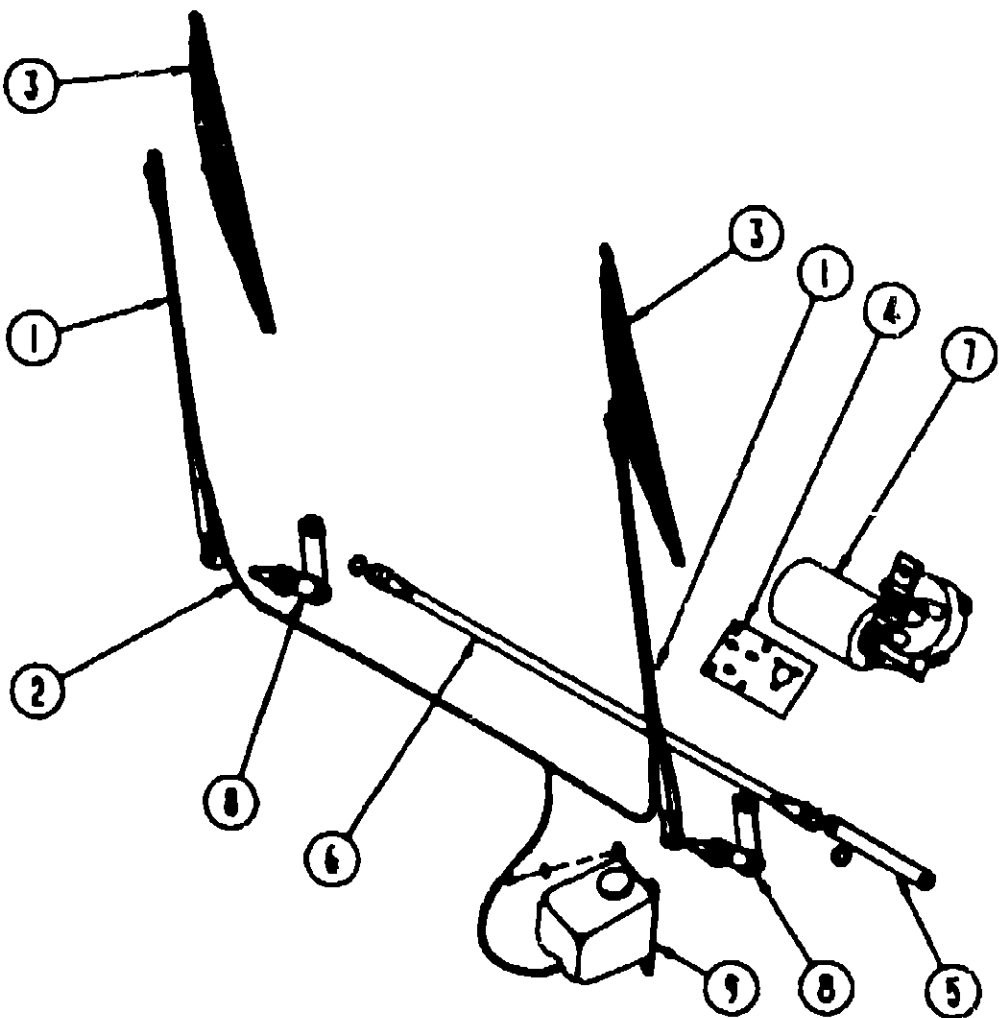
TABLE OF CONTENTS

INTRODUCTION	A-01 -	A-02
ABBREVIATIONS		A-03
ALPHABETICAL INDEX	A-04 -	A-06
ICN25RC	A-07 -	F-12
ICN27RT	F-13 -	K-16

1990 ICN27RT INDEX

FLOOR PLAN	F-13 -	F-14
ACCESSORIES	F-15 -	F-24
BATH	G-01 -	G-02
BEDROOM	G-03 -	G-06
CHASSIS	G-07 -	G-16
C C & PAD	G-17 -	H-02
DINETTE	H-03 -	H-06
DRIVERS	H-07 -	H-10
ELECTRICAL	H-11 -	H-16
EXTERIOR BODY	H-17 -	I-04
GALLEY	I-05 -	I-14
HEATING & A/C	I-15 -	I-18
INTERIOR FINISH	I-19 -	I-23
LABEL	I-24 -	J-08
LP		J-09
LOUNGE	J-10 -	J-11
SEALANTS & FASTENERS	J-12 -	J-14
WATER & SEWAGE	J-15 -	J-19
WINDOW, VENT AND EXTERIOR DOOR	J-20 -	K-16

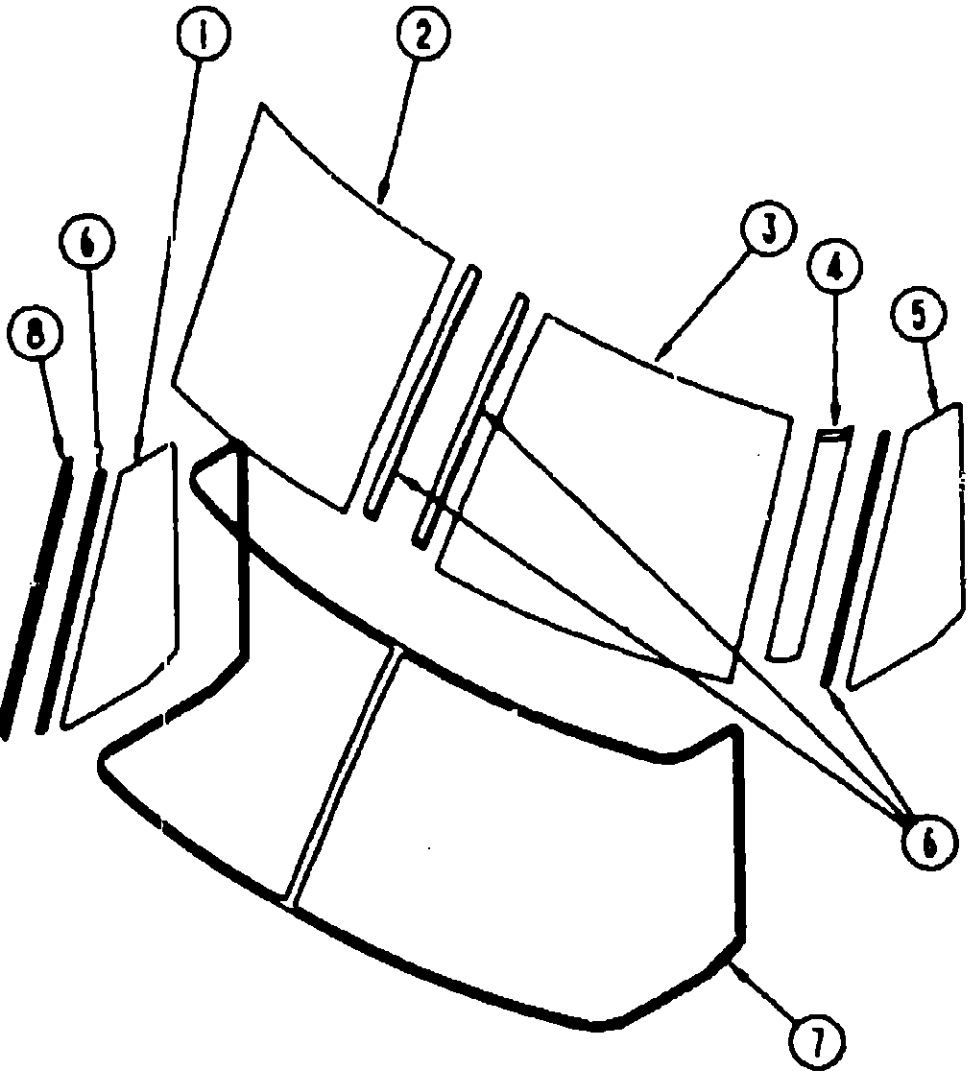
WINDOW, VENT & EXTERIOR DOOR GROUP (CONTINUED)



WIPER COMPONENTS

KEY PART NUMBER	U/M DESCRIPTION
1 072472-04-000	EA ARM-WIPER, PANTOGRAPH - 29 0" FROM 00-00-00 THRU 10-09-89
1 095963-01-000	EA ARM-WIPER, PANTOGRAPH - 28" FROM 10-10-89 THRU 99-99-99
2 045794-01-000	FT HOSE-WASHER, WINDSHIELD - 5/32" ID - BLACK
3 049464-03-000	EA BLADE-W/S WIPER, 20 IN FROM 00-00-00 THRU 10-09-89
2 095964-01-000	EA BLADE-WIPER, 21" FROM 10-10-89 THRU 99-99-99
049464-03-700	EA REFILL-BLADE-W/W, 20"
4 092334-01-000	EA BRACKET-WIPER, MOTOR
5 067193-02-000	EA LINK-CONNECTING, PASSENGER - 9 2"
6 067192-01-000	EA LINK-DRIVER CONNECTING, W/BLACK BUSHING - 37 85"
7 096381-01-000	EA MOTOR-WIPER, FRONT
8 096505-01-000	EA PIVOT SHAFT
067190-01-701	EA KNURL DRIVER
096526-01-000	EA SCREW-HEX, 1/4 - 28 UNF
9 056000-02-000	EA WASHER-WINDSHIELD, BOTTLE & PUMP
056000-01-700	FT VACUUM HOSE 7/64 - 5/32
041791-01-000	FT SEAL-VINYL, FLEX U-CHANNEL
061603-01-000	EA GROMMET-SNAP, 3/16 ID - 3/8 HOLE - PLASTIC - BLACK
071015-21-000	EA GROMMET- 50"ID, FITS .19" MATERIAL, RUBBER- SPLIT
077049-01-000	EA NUT-ACORN, 10-32 ALUMINUM
077048-01-000	EA SHAFT-ADAPTER, WINDSHIELD PANTOGRAPH ARM
091206-02-000	EA CONTROL-WIPER
067188-01-000	EA STUD-CRANK WIPER

WINDOW, VENT & EXTERIOR DOOR GROUP (CONTINUED)



WINDSHIELDS, TRIMS & MOLDINGS

KEY PART NUMBER	U/M DESCRIPTION
1 091953-03-000	EA GLASS-CORNER VENT, PASSENGER
2 091215-01-000	EA GLASS-WINDSHIELD, PASSENGER
3 091215-02-000	EA GLASS-WINDSHIELD, DRIVER
4 091901-02-000	EA TRIM-A-PILLAR, DR - BETWEEN WINDSHIELD & VENT GLASS - BLK
5 091953-04-000	EA GLASS-CORNER VENT, DRIVER
6 098788-01-000	EA CHANNEL-RIGID, WINDSHIELD - .38" - PVC
7 091986-01-000	EA MOLDING-REVEAL, WINDSHIELD - SURROUNDS BOTH WINDSHIELDS
8 091901-01-000	EA TRIM-A-PILLAR, PASS - BETWEEN WINDSHIELD & VENT GLASS - BLK
002328-02-000	EA BLOCK-WINDSHIELD, .062" X 5" X 98"
091969-01-000	EA FRAME-WINDSHIELD, LOWER - INNER - PASSENGER
091969-02-000	EA FRAME-WINDSHIELD, LOWER - INNER - DRIVER
040921-04-000	EA NUT-SPEED, U TYPE - NO 8 - 59" LENGTH X .44" WIDTH
040921-05-000	EA NUT-SPEED, U TYPE - NO 8 - 67" LENGTH X .44" WIDTH
040921-06-000	EA NUT-SPEED, U TYPE - NO 8 - 57" LENGTH X .63" WIDTH

1990 ITASCA
TABLE OF CONTENTS

INTRODUCTION	A-01 - A-02
ABBREVIATIONS	A-03
ALPHABETICAL INDEX	A-04 - A-06
ICN25RC	A-07 - F-12
ICN27RT	F-13 - K-16

1990 ICN27RT INDEX

FLOOR PLAN	F-13 - F-14
ACCESSORIES	F-15 - F-24
BATH	G-01 - G-02
BEDROOM	G-03 - G-06
CHASSIS	G-07 - G-16
C C & PAD	G-17 - H-02
DINETTE	H-03 - H-06
DRIVERS	H-07 - H-10
ELECTRICAL	H-11 - H-16
EXTERIOR BODY	H-17 - I-04
GALLEY	I-05 - I-14
HEATING & A/C	I-15 - I-18
INTERIOR FINISH	I-19 - I-23
LABEL	I-24 - J-08
LP	J-09
LOUNGE	J-10 - J-11
SEALANTS & FASTENERS	J-12 - J-14
WATER & SEWAGE	J-15 - J-19
WINDOW, VENT AND EXTERIOR DOOR	J-20 - K-16