
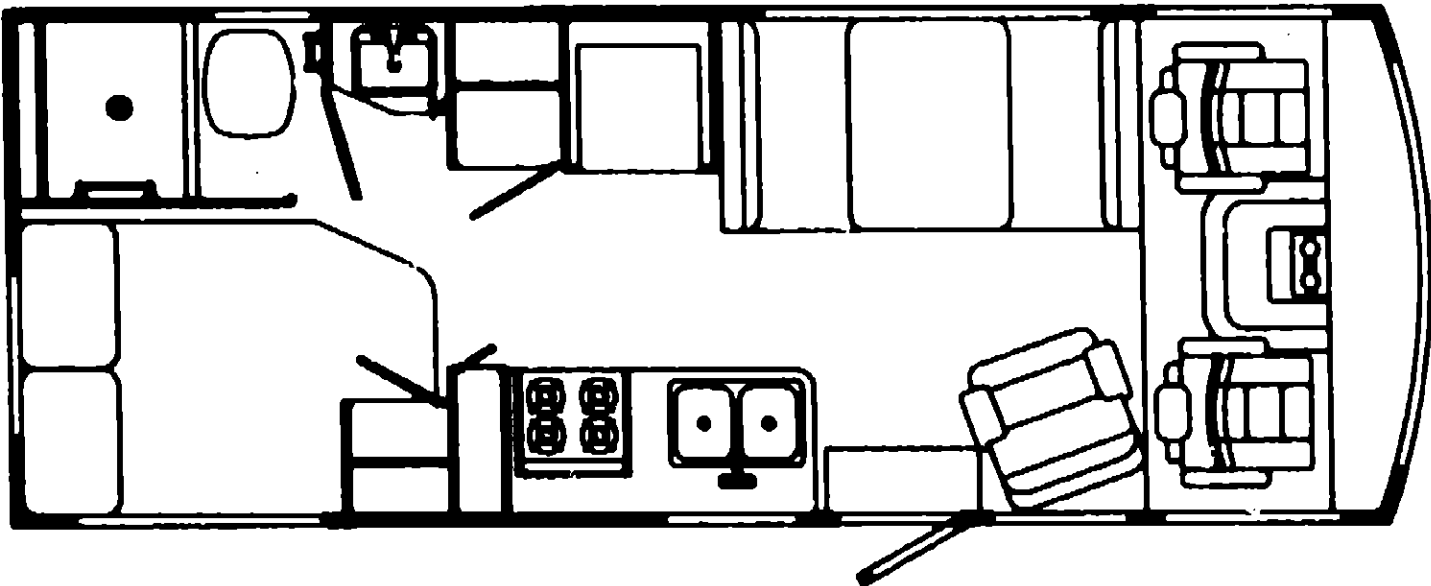


1990 ICN25RC



1990 ITASCA TABLE OF CONTENTS

INTRODUCTION	A-01	A-02
ABBREVIATIONS		A-03
ALPHABETICAL INDEX	A-04	A-06
ICN25RC	A-07	F-12
ICN27RT	F-13	K-18



1990 ICN25RC INDEX

FLOOR PLAN	A-07	A-08
ACCESSORIES	A-09	A-20
BATH	A-21	A-22
BEDROOM	A-23	A-24
CHASSIS	B-01	B-08
C C & PAD	B-09	B-18
DINETTE	B-19	B-22
DRIVERS	B-23	C-02
ELECTRICAL	C-03	C-08
EXTERIOR BODY	C-09	C-20
GALLEY	C-21	D-08
HEATING & A/C	D-07	D-12
INTERIOR FINISH	D-13	D-18
LABEL	D-17	E-02
LP		E-03
LOUNGE		E-04
SEALANTS & FASTENERS	E-05	E-07
WATER & SEWAGE	E-08	E-13
WINDOW, VENT AND EXTERIOR DOOR	E-14	F-12

ACCESSORIES GROUP

POWER MIRROR OPTION L28P

KEY PART NUMBER	U/M DESCRIPTION
092880-01-000	EA WIRE-IP, REMOTE MIRROR
086259-04-000	EA MIRROR-REMOTE HEAT, W/O ARM & MIRRORS - PRE-WIRED - PASSENGER
086259-04-700	EA GLASS ONLY CONVEX HEATED RH
086259-04-701	EA GLASS ONLY FLAT HEATED RH
086259-05-000	EA MIRROR-REMOTE HEAT, W/O ARM & MIRRORS - PRE-WIRED - DRIVER
086259-05-700	EA GLASS-MIRROR, HEATED CONVEX - DRIVER SIDE
086259-05-701	EA GLASS-MIRROR, HEATED FLAT - DRIVER SIDE
088246-01-000	EA SWITCH ASM-MIRROR,REMOTE
087895-01-000	EA SWITCH-MIRROR HEATER

STANDARD EXTERIOR MIRRORS

KEY PART NUMBER	U/M DESCRIPTION
086260-01-000	EA MIRROR-W/CONVEX, PASSENGER
086260-02-000	EA MIRROR-W/CONVEX, DRIVER
086260-03-000	EA ACCESSORY KIT-MIRROR, EXTENSION ARM

AM/FM/CASSETTE RADIO COMPONENTS - ELECTRONIC TUNE

KEY PART NUMBER	U/M DESCRIPTION
074979-01-000	EA COVER-SPEAKER, 8" X 9" - BEIGE FROM: 00-00-00 THRU: 09-03-90
074979-09-000	EA COVER-SPEAKER, 8" X 9" - LIGHT OAK FROM: 09-04-90 THRU: 99-99-99
097460-01-000	EA RADIO-AM/FM STEREO/CASSETTE, SONY XR-300 REPLACED BY 097460-02-000 FROM: 00-00-00 THRU: 07-22-90
097460-02-000	EA RADIO-AM/FM STEREO/CASSETTE, SONY XR-4147 THIS RADIO REPLACES THE SONY XR-300 RADIO FROM: 07-23-90 THRU: 99-99-99
097620-03-000	EA MOUNTING KIT-RADIO, SONY
100014-01-000	EA BRACKET-RADIO, SONY

ACCESSORIES GROUP (CONTINUED)

RADIO COMPONENTS

KEY PART NUMBER	U/M DESCRIPTION
073741-03-000	EA SPEAKER-RADIO, OVAL - AUDIOVOX 110-2074 - 4" X 6"
073741-04-000	EA GRILLE-SPEAKER, OVAL - 4" X 6" - BLACK
097459-01-000	EA RADIO-AM/FM STEREO, CASSETTE - AUDIOVOX IM-DXA
099998-01-000	EA BRACKET-RADIO, AUDIOVOX
097621-01-000	EA MOUNTING KIT-RADIO, AUDIOVOX WMK-AB01 - CHEVY
097622-01-000	EA RADIO OUTPUT ADAPTOR HARNESS - AUDIOVOX 112B-1969
089340-01-000	EA GRILLE-SPEAKER, 6 1/2 SQ TAN-MAGNADYNE G514WN
094097-01-000	EA SPEAKER-5 25 DIA W/O GRILLE-AUDIOVOX 110C3030

1990 ITASCA

TABLE OF CONTENTS

INTRODUCTION	A-01	A-02
ABBREVIATIONS		A-03
ALPHABETICAL INDEX	A-04	A-06
ICN25RC	F-07	F-12
ICN27RT	F-13	K-16

1990 ICN25RC INDEX

FLOOR PLAN	A-07	A-08
ACCESSORIES	A-09	A-20
BATH	A-21	A-22
BEDROOM	A-23	A-24
CHASSIS	B-01	B-06
C C & PAD	B-09	B-18
DINETTE	B-19	B-22
DRIVERS	B-23	C-02
ELECTRICAL	C-03	C-08
EXTERIOR BODY	C-09	C-20
GALLEY	C-21	D-06
HEATING & A/C	D-07	D-12
INTERIOR FINISH	D-13	D-16
LABEL	D-17	E-02
LP		E-03
LOUNGE		E-04
SEALANTS & FASTENERS	E-05	E-07
WATER & SEWAGE	E-08	E-13
WINDOW, VENT AND EXTERIOR DOOR	E-14	F-12

ACCESSORIES GROUP (CONTINUED)

STAINLESS STEEL WHEEL LINERS OPTION L83J- 16" - CHEVY

KEY PART NUMBER	U/M DESCRIPTION
077030-02-000	EA EXTENSION-VALVE STEM, 1 25"
091209-05-000	EA LINER-WHEEL, SET OF 4 - 16" - STAINLESS STEEL
091209-05-700	EA SIMULATOR-FRONT V-WHEEL
091209-05-701	EA SIMULATOR-REAR WHEEL
091209-03-702	EA COVER-FRONT AXLE
091209-03-704	EA SNAP RING
095012-03-000	EA EXTENSION-VALVE STEM,DUAL WH
091209-03-703	EA COVER-REAR AXLE

RATIAL TIRE EXCHANGE, 16" L81U

KEY PART NUMBER	U/M DESCRIPTION
083425-05-000	EA TIRE-LT235/85R16 LRE
088359-01-000	EA WHEEL-STEEL, 16" X 6"K - 8 HOLE - OFF WHITE
051377-01-000	EA STEM-VALVE

TV ANTENNA

KEY PART NUMBER	U/M DESCRIPTION
076319-01-000	EA ANTENNA-TV, ROOF MOUNT - 44 5' MAST - RVA W02
076319-01-700	EA HEAD-ANTENNA, AMPLIFIED - WINEGARD# RVSA U/V
076319-01-701	EA GEAR-ELEVATING, PLASTIC - WINEGARD# 2200046
076319-11-702	EA SHAFT ASM-ELEVATING, WINEGARD# R/P-400A
076319-01-703	EA BEARING-NYLON, 5"OD - WINEGARD# 3200656
076319-01-704	EA BEARING-NYLON, 1 25"OD - WINEGARD# 3200657
076319-01-705	EA GROMMET-NYLON, 7/8"ID - WINEGARD# 3200658
076319-01-706	EA CRANK-ELEVATING, W/SET SCREW - WINEGARD# 5755100
076319-01-707	EA SPRING-HANDLE, WINEGARD# 5160800
076319-08-000	EA ADAPTOR-CABLE ROOF PLATE, WINEGARD RPJ-1
076319-09-000	EA WALLPLATE-TV RECEPTACLE - BROWN
076319-11-000	EA ADAPTOR-COAX WITH SPLITTER WINEGARD MSJ-6
080734-02-000	EA CLIP-WIRE, NYLON
082134-01-000	EA ADAPTER-TV, CABLE TO CABLE - WINEGARD F-81M
	FROM: 10-02-89 THRU: 99-99-99
086756-01-000	EA SPLITTER-TV, 2 WAY
086777-01-000	EA PLATE-WALL, ANTENNA
093252-01-01A	EA PLATE-WALL, CABLE - BEIGE
076319-03-000	FT CABLE-COAXIAL, 75 OHM
076319-12-000	EA CONNECTOR-COAXIAL, ONE PIECE
058708-02-000	EA RECEPTACLE-DOUBLE ELECTRIC, IVORY
069726-02-000	EA BUMPER- 88"DIA X .40", BLACK

AUXILIARY DEFROSTER FANS W/SWITCH

KEY PART NUMBER	U/M DESCRIPTION
097372-03-01A	EA SWITCH-ON-OFF-ON
000Q39-08-248	EA SCREW-SF/DR, 8-18 X 1 1/2 PPH ZN
038420-02-000	EA FAN-DEFROSTER, 2 SPEED - 6" DIAMETER

ACCESSORIES GROUP (CONTINUED)

AUXILIARY DEFROSTER FANS OPTION L36H

KEY PART NUMBER	U/M DESCRIPTION
000Q39-08-248	EA SCREW-SF/DR, 8-18 X 1 1/2 PPH ZN
038420-02-000	EA FAN-DEFROSTER, 2 SPEED - 6" DIAMETER
097372-03-01A	EA SWITCH-ON-OFF-ON

DELUXE STEERING WHEEL OPTION L38P

KEY PART NUMBER	U/M DESCRIPTION
080752-08-000	EA HUB-ADAPTER, STEERING WHEEL
080752-18-000	EA SCREW-CUSTOM STEERING WHEEL
080752-17-000	EA WHEEL-STEERING WITH 2 HORN BUTTONS

1990 ITASCA

TABLE OF CONTENTS

INTRODUCTION	A-01	A-02
ABBREVIATIONS		A-03
ALPHABETICAL INDEX	A-04	A-08
ICN25RC	A-07	F-12
ICN27RT	F-13	K-16

1990 ICN25RC INDEX

FLOOR PLAN	A-07	A-08
ACCESSORIES	A-09	A-20
BATH	A-21	A-22
BEDROOM	A-23	A-24
CHASSIS	B-01	B-08
C C & PAD	B-09	B-18
DINETTE	B-19	B-22
DRIVERS	B-23	C-02
ELECTRICAL	C-03	C-08
EXTERIOR BODY	C-09	C-20
GALLEY	C-21	D-08
HEATING & A/C	D-07	D-12
INTERIOR FINISH	D-13	D-16
LABEL	D-17	E-02
LP		E-03
LOUNGE		E-04
SEALANTS & FASTENERS	E-05	E-07
WATER & SEWAGE	E-08	E-13
WINDOW, VENT AND		
EXTERIOR DOOR	E-14	F-12

ACCESSORIES GROUP (CONTINUED)
GENERATOR-KOHLER, 4.8 KW - US OPTION L350

KEY PART NUMBER	U/M DESCRIPTION
007125-03-000	EA CLAMP-MUFFLER - 1.5" DIA
007125-04-000	EA CLAMP-MUFFLER, 1.1" DIA
008289-01-000	EA BOX-ELECTRIC, STEEL - 1/2" AND 3/4" KNOCKOUTS - 4" X 4"
008294-01-000	EA COVER-ELECTRICAL BOX, STEEL/BLANK - 4" X 4" - GRAY
083152-10-000	EA PIPE-EXHAUST, GENERATOR - 1.4" DIA X 7.9" X 22"
093590-02-000	EA MUFFLER-GENERATOR
093740-01-000	EA GENERATOR-KOHLER, 4500KW - 4 5CKM21
008054-02-000	EA CORD-POWER, 10-3 - 30AMP - 33'
000G11-08-088	EA SCREW, 8-18 X 1/2 PPH ZN
C00G67-10-128	EA SCREW, 10-12 X 3/4 - PPH ZN
008001-01-000	FT WIRE-10AWG, STRAND - WHITE
008026-01-000	FT WIRE-12/2, ROMEX - W/GROUND
008311-01-000	EA CONNECTOR-WIRE NUT, INSULATED - RED
008314-01-000	EA CONNECTOR-WIRE NUT, INSULATED - GRAY
008328-01-000	EA TERMINAL-RING, 12/10 WIRE - #10 STUD FIT
008331-01-000	EA TERMINAL-RING, TONGUE - #4 WIRE - 3/8" STUD - COPPER
008353-01-000	EA CONNECTOR-CABLE CLAMPING, 3/8"
008355-01-000	EA CONNECTOR-CABLE CLAMPING, 3/4"
008356-01-000	EA CONNECTOR-PLASTIC, 3/8" AVG
024924-02-000	EA RECEPTACLE-POWER CORD, W/PARTIAL PLATE
041953-01-000	FT CONDUIT-CONVOLUTE SLIT, 50ID
067762-01-000	EA CONVERTER-40 AMP, W/CHARGER - TRIAD TU-740-2
069238-01-000	EA COVER-ELECTRICAL BOX, W/HOLE - 4" X 4" - GRAY USED WITH 30 OR 50 AMP RECEPTACLE
073937-03-000	EA SWITCH-ROTARY SELECTOR, 3 DECK - A/C - CA20-USA392
073937-01-700	EA KNOB-ROTARY SWITCH-A/C SEL
074890-01-000	EA BOX-EXTENSION, STEEL - OPEN SIDES - 4" X 4" X 1 1/2"
074897-01-000	EA COVER-ELECTRIC BOX, 1 LARGE & 2 SMALL HOLES - 4" X 4"
083209-03-000	EA CIRCUIT BREAKER-15/20AMP, 120V - BW - D-15/20
083209-05-000	EA CIRCUIT BREAKER-20A, 120V - BW J-20
083209-06-000	EA CIRCUIT BREAKER-30/15 AMP, 120V - BW D-30/15
091213-01-000	EA BOX-CIRCUIT BREAKER- W/KNOCKOUTS - 5 3" X 11.8" X 2.5"
000C26-04-108	EA BOLT-HEX, SER FLG - 1/4-20 X 5/8 ZINC
000D14-05-008	EA NUT-HEX, 5/16-18 - ZN 5
000D39-04-008	EA NUT-HEX, SER FLG LK 1/4 - 20 ZN
000D39-05-008	EA NUT-HEX, SER FLG LK - 5/16 - 18 ZN
007125-03-000	EA CLAMP-MUFFLER - 1.5" DIA
007131-01-000	EA HANGER-TAILPIPE
008311-01-000	EA CONNECTOR-WIRE NUT, INSULATED - RED
024976-01-000	EA SWITCH-GENERATOR, W/O CIRCUIT BOARD
041480-01-000	EA CONNECTOR-STRAIGHT, 1/2" FLEX CONDUIT
031035-01-000	EA GAUGE-HOURLMETER
081087-01-000	EA LIGHT ASM-INDICATOR
097372-04-01A	EA SWITCH-MOMENTARY-OFF-MOMENTARY
077353-09-000	EA SHROUD-INSTRUMENT PANEL CLUSTER, GENERATOR

ACCESSORIES GROUP (CONTINUED)
GENERATOR-KOHLER, 4.8 KW - CANADIAN OPTION L350
SAME AS U.S. OPTION EXCEPT FOR THE FOLLOWING

KEY PART NUMBER	U/M DESCRIPTION
008289-02-000	EA BOX-ELECTRICAL, 4" X 4" - 1/2" & 3/4" KNOCKOUTS - CANADIAN
008294-02-000	EA COVER-ELECTRICAL BOX, BLANK STEEL - 4" X 4" - CANADIAN
008052-01-000	EA CORD-POWER, 10/3 - 30 AMP - 25' - CANADIAN
067762-02-000	EA CONVERTER-40AMP, W/CHARGER - TRIAD TU-840-2
083210-02-000	EA CIRCUIT BREAKER-GFI, 15A - 120V - BW U-15
093257-01-000	EA BOX-ELECTRICAL, CIRCUIT BREAKER

1990 ITASCA
TABLE OF CONTENTS

INTRODUCTION	A-01	A-02
ABBREVIATIONS		A-03
ALPHABETICAL INDEX	A-04	A-08
ICN25RC	A-07	F-12
ICN27RT	F-13	K-18

1990 ICN25RC INDEX

FLOOR PLAN	A-07	A-08
ACCESSORIES	A-09	A-20
BATH	A-21	A-22
BEDROOM	A-23	A-24
CHASSIS	B-01	B-08
C.C. & PAD	B-09	B-18
DINETTE	B-19	B-22
DRIVERS	B-23	C-02
ELECTRICAL	C-03	C-08
EXTERIOR BODY	C-09	C-20
GALLEY	C-21	D-06
HEATING & A/C	D-07	D-12
INTERIOR FINISH	D-13	D-16
LABEL	D-17	E-02
LP		E-03
LOUNGE		E-04
SEALANTS & FASTENERS	E-05	E-07
WATER & SEWAGE	E-08	E-13
WINDOW, VENT AND EXTERIOR DOOR	E-14	F-12

ACCESSORIES GROUP (CONTINUED)

GENERATOR-ONAN, 3.5 KW - EXPORT OPTION L389

KEY PART NUMBER	U/M DESCRIPTION
007125-03-000	EA CLAMP-MUFFLER - 1.5" DIA
007125-04-000	EA CLAMP-MUFFLER, 1.1" DIA
008289-01-000	EA BOX-ELECTRIC, STEEL - 1/2" AND 3/4" KNOCKOUTS - 4" X 4"
008294-01-000	EA COVER-ELECTRICAL BOX, STEEL/BLANK - 4" X 4" - GRAY
100974-04-000	EA GENERATOR-4.0 KW EMERALD PLUS, ONAN
083152-04-000	EA PIPE-EXHAUST-GENERATOR
093590-02-000	EA MUFFLER-GENERATOR
008054-01-000	EA CORD-POWER, 10/3 WIRE - 30 AMP - 25'
000G11-08-088	EA SCREW, 8-18 X 1/2 PPH ZN
000G67-10-128	EA SCREW, 10-12 X 3/4 - PPH ZN
008001-01-000	FT WIRE-10AWG, STRAND - WHITE
008028-01-000	FT WIRE-12/2, ROMEX - W/GROUND
008311-01-000	EA CONNECTOR-WIRE NUT, INSULATED - RED
008314-01-000	EA CONNECTOR-WIRE NUT, INSULATED - GRAY
078328-01-000	EA TERMINAL-RING, 12/10 WIRE - #10 STUD FIT
008331-01-000	EA TERMINAL-RING, TONGUE - #4 WIRE - 3/8" STUD - COPPER
008353-01-000	EA CONNECTOR-CABLE CLAMPING, 3/8"
008355-01-000	EA CONNECTOR-CABLE CLAMPING, 3/4"
008358-01-000	EA CONNECTOR-PLASTIC, 3/8" AVG
024924-02-000	EA RECEPTACLE-POWER CORD, W/PARTIAL PLATE
041953-01-000	FT CONDUIT-CONVOLUTE SLIT, 1/2" ID
069238-01-000	EA COVER-ELECTRICAL BOX, WHOLE - 4" X 4" - GRAY USED WITH 30 OR 50 AMP RECEPTACLE
073937-03-000	EA SWITCH-ROTARY SELECTOR, 3 DECK - A/C - CA20-USA892
073937-01-700	EA KNOB-ROTARY SWITCH-A/C SEL
074890-01-000	EA BOX-EXTENSION, STEEL - OPEN SIDES - 4" X 4" X 1 1/2"
074897-01-000	EA COVER-ELECTRIC BOX, 1 LARGE & 2 SMALL HOLES - 4" X 4"
091213-01-000	EA BOX-CIRCUIT BREAKER- W/KNOCKOUTS - 5 3" X 11 8" X 2 5"
092615-01-000	EA CONVERTER-40 AMP, W/CHARGER - B-W 32400P
094809-01-000	EA LOAD CENTER-240 VOLT, 125 AMP
094810-01-000	EA CIRCUIT BREAKER-DOUBLE 30 AMP, GE THQL2130
094811-01-000	EA CIRCUIT BREAKER-DOUBLE 20 AMP, GE THQL2120
000C26-04-108	EA BOLT-HEX, SER FLG - 1/4-20 X 5/8 ZINC
000D14-05-008	EA NUT-HEX, 5/16-18 - ZN 5
000D39-04-008	EA NUT-HEX, SER FLG LK 1/4 - 20 ZN
000D39-05-008	EA NUT-HEX, SER FLG LK - 5/16 - 18 ZN
007131-01-000	EA HANGER-TAILPIPE
024976-01-000	EA SWITCH-GENERATOR, W/O CIRCUIT BOARD
041480-01-000	EA CONNECTOR-STRAIGHT, 1/2" FLEX CONDUIT
031035-01-000	EA GAUGE-HOURLMETER
077353-09-000	EA SHROUD-INSTRUMENT PANEL CLUSTER, GENERATOR
081067-01-000	EA LIGHT ASM-INDICATOR
097372-04-01A	EA SWITCH-MOMENTARY-OFF-MOMENTARY

KEY PART NUMBER

007125-03-000
007125-04-000
008289-01-000
008294-01-000
077478-03-000
079854-05-000
081364-03-000
083151-01-000
083152-01-000
083152-08-000
094059-01-000
055278-01-001
094857-02-000
094857-01-000
100974-01-000
008054-02-000
000G11-08-088
000G67-10-128
008001-01-000
008023-01-000
008311-01-000
008314-01-000
008328-01-000
008331-01-000
008353-01-000
008355-01-000
008358-01-000
024924-02-000
041953-01-000
067762-01-000
069238-01-000
073937-03-000
073937-01-700
074890-01-000
074897-01-000
083209-03-000
083209-05-000
083209-08-000
091213-01-000
000C26-04-108
000D14-05-008
000D39-04-008
000D39-05-008
007131-01-000
024976-01-000
041480-01-000
031035-01-000
081067-01-000
097372-04-01A
077353-09-000

KEY PART NUMBER

008289-02-000
008294-02-000
008052-01-000
008289-02-000
067762-02-000
083210-02-000
093257-01-000

ACCESSORIES GROUP (CONTINUED)

GENERATOR-ONAN, 4 KW - US OPTION L39E

U/M DESCRIPTION
EA CLAMP-MUFFLER - 1.5" DIA
EA CLAMP-MUFFLER, 1.1" DIA
EA BOX-ELECTRIC, STEEL - 1/2" AND 3/4" KNOCKOUTS - 4" X 4"
EA COVER-ELECTRICAL BOX, STEEL/BLANK - 4" X 4" - GRAY
EA PIPE-EXHAUST, GENERATOR - ONAN - 1 4" X 47 8"
EA PIPE-EXHAUST, ANGLED - W/FLANGE - EMERALD - ONAN# 154-2539
EA MUFFLER-GENERATOR, ONAN
EA MUFFLER-GENERATOR, ONAN - 1.8" OD
EA PIPE-EXHAUST, GENERATOR - ONAN - 1.3" OD X 33.3" X 27.7"
EA PIPE-EXHAUST, GENERATOR - ONAN - 1.3" OD X 4 9" X 55 1"
EA SPACER-GENERATOR, ONAN
FT TUBING-STEEL, .75" X 1.5" X 288"
EA TRAY-GENERATOR, 22.5" X 30.4" X 6.9"
EA TRAY-GENERATOR, 22.5" X 30.4" X 6.9"
EA GENERATOR-4.0KW EMERALD PLUS, ONAN BGE-FA26100G
EA CORD-POWER, 10-3 - 30AMP - 33'
EA SCREW, 8-18 X 1/2 PPH ZN
EA SCREW, 10-12 X 3/4 - PPH ZN
FT WIRE-10AWG, STRAND - WHITE
FT WIRE-12/2, ROMEX - W/GROUND
EA CONNECTOR-WIRE NUT, INSULATED - RED
EA CONNECTOR-WIRE NUT, INSULATED - GRAY
EA TERMINAL-RING, 12/10 WIRE - #10 STUD FIT
EA TERMINAL-RING, TONGUE - #4 WIRE - 3/8" STUD - COPPER
EA CONNECTOR-CABLE CLAMPING, 3/8"
EA CONNECTOR-CABLE CLAMPING, 3/4"
EA CONNECTOR-PLASTIC, 3/8" AVG
EA RECEPTACLE-POWER CORD, W/PARTIAL PLATE
FT CONDUIT-CONVOLUTE SLIT, 1/2" ID
EA CONVERTER-40 AMP, W/CHARGER - TRIAD TU-740-2
EA COVER-ELECTRICAL BOX, WHOLE - 4" X 4" - GRAY USED WITH 30 OR 50 AMP RECEPTACLE
EA SWITCH-ROTARY SELECTOR, 3 DECK - A/C - CA20-USA892
EA KNOB-ROTARY SWITCH-A/C SEL
EA BOX-EXTENSION, STEEL - OPEN SIDES - 4" X 4" X 1 1/2"
EA COVER-ELECTRIC BOX, 1 LARGE & 2 SMALL HOLES - 4" X 4"
EA CIRCUIT BREAKER-15/20AMP, 120V - BW - 0-15/20
EA CIRCUIT BREAKER-20A, 120V - BW J-20
EA CIRCUIT BREAKER-30/15 AMP, 120V - BW D-30/15
EA BOX-CIRCUIT BREAKER- W/KNOCKOUTS - 5 3" X 11.8" X 2 5"
EA BOLT-HEX, SER FLG - 1/4-20 X 5/8 ZINC
EA NUT-HEX, 5/16-18 - ZN 5
EA NUT-HEX, SER FLG LK 1/4 - 20 ZN
EA NUT-HEX, SER FLG LK - 5/16 - 18 ZN
EA HANGER-TAILPIPE
EA SWITCH-GENERATOR, W/O CIRCUIT BOARD
EA CONNECTOR-STRAIGHT, 1/2" FLEX CONDUIT
EA GAUGE-HOURLMETER
EA LIGHT ASM-INDICATOR
EA SWITCH-MOMENTARY-OFF-MOMENTARY
EA SHROUD-INSTRUMENT PANEL CLUSTER, GENERATOR

GENERATOR-ONAN, 4 KW - CANADIAN OPTION L39E

SAME AS U.S. OPTION EXCEPT FOR THE FOLLOWING

U/M DESCRIPTION

EA BOX-ELECTRICAL, 4" X 4" - 1/2" & 3/4" KNOCKOUTS - CANADIAN
EA COVER-ELECTRICAL BOX, BLANK STEEL - 4" X 4" - CANADIAN
EA CORD-POWER, 10/3 - 30 AMP - 25' - CANADIAN
EA BOX-ELECTRICAL, 4" X 4" - 1/2" & 3/4" KNOCKOUTS - CANADIAN
EA CONVERTER-40AMP, W/CHARGER - TRIAD TU-840-2
EA CIRCUIT BREAKER-GFI, 15A - 120V - BW U-15
EA BOX-ELECTRICAL, CIRCUIT BREAKER

1990 ITASCA

TABLE OF CONTENTS

INTRODUCTION	A-01	A-02
ABBREVIATIONS		A-03
ALPHABETICAL INDEX	A-04	A-08
ICN25RC	A-07	F-12
ICN27RT	F-13	K-16

1990 ICN25RC INDEX

FLOOR PLAN	A-07	A-08
ACCESSORIES	A-09	A-20
BATH	A-21	A-22
BEDROOM	A-23	A-24
CHASSIS	B-01	B-08
C C & PAD	B-09	B-18
DINETTE	B-19	B-22
DRIVERS	B-23	C-02
ELECTRICAL	C-03	C-08
EXTERIOR BODY	C-09	C-20
GALLEY	C-21	D-06
HEATING & A/C	D-07	D-12
INTERIOR FINISH	D-13	D-16
LABEL	D-17	E-02
LP		E-03
LOUNGE		E-04
SEALANTS & FASTENERS	E-05	E-07
WATER & SEWAGE	E-08	E-13
WINDOW, VENT AND		
EXTERIOR DOOR	E-14	F-12

ACCESSORIES GROUP (CONTINUED)

TV AND VCR SWITCHING SYSTEM

KEY PART NUMBER	U/M DESCRIPTION
086757-03-000	EA CONTROL CENTER SWITCHING
086777-03-000	EA PLATE WALL, ANTENNA/POWER, IVORY
076319-03-000	FT CABLE-COAXIAL, 75 OHM
076319-12-000	EA CONNECTOR-COAXIAL, ONE PIECE
076319-04-000	EA CONNECTOR W/FERRULE
093214-01-01A	EA GRILL-SPEAKER 4" BLACK
093214-01-02A	EA GRILL-SPEAKER 4" BROWN
098446-01-000	EA VCR-VHS-CABLE READY - REMOTE - MAGNAVOX VR9815
098446-01-700	EA REMOTE - (VCR-VHS MAGNAVOX VR9815)
098446-02-000	EA VCR-VHS, CABLE READY - REMOTE - MAGNAVOX VR9912
098446-02-700	EA REMOTE - (VCR-VHS MAGNAVOX VR9912)
098447-02-000	EA TV-13", COLOR W/REMOTE - CANADIAN - MAGNAVOX XK4029CH
098447-01-000	EA TV-13", COLOR W/REMOTE - U.S. - MAGNAVOX RX4029WA
098447-01-700	EA REMOTE (TV-13", COLOR MAGNAVOX XK4029CH AND RX4029WA)
098819-01-000	EA SPEAKER-2 WATT, 8 OHM - 4"
099030-01-000	EA WIRE-SPEAKER, TV
099637-01-000	EA GROMMET
099717-01-000	EA TIEDOWN, TV - 22.8"
099717-02-000	EA TIEDOWN, TV - 28.7"
076319-09-000	EA WALLPLATE-TV RECEPTACLE - BROWN
098819-01-000	EA SPEAKER-2 WATT, 8 OHM - 4" - US
086756-01-000	EA SPLITTER-TV, 2 WAY
076319-03-000	FT CABLE-COAXIAL, 75 OHM
076319-04-000	EA CONNECTOR W/FERRULE
076319-12-000	EA CONNECTOR-COAXIAL, ONE PIECE
085774-01-000	EA FASTENER-DUAL LOCK, HOOK, 1"WIDE
085774-02-000	EA FASTENER-DUAL LOCK, LOOP, 1"WIDE
093268-01-000	EA SHELF ASM-TV STEEL
093268-02-000	EA SHELF ASM-TV STEEL

ACCESSORIES GROUP (CONTINUED)

MISCELLANEOUS COMPONENTS

KEY PART NUMBER	U/M DESCRIPTION
054185-35-000	EA MANUAL-OPERATORS, 1990 CHIEFTAIN
092318-01-000	EA BINDER-3 RING, MOTOR HOME MANUAL
092319-01-000	EA POCKET PAGE-3 RING BINDER, PLASTIC
098084-03-000	EA CASSETTE-WINNEBAGO CHIEFTAIN
072852-01-000	EA DETECTOR-SMOKE, W/9 VOLT BATTERY
094499-01-000	EA EXTINGUISHER-FIRE, DRY W/MOUNTING BRACKET - 10 BC
072852-02-000	EA DETECTOR-SMOKE, W/9 VOLT BATTERY CSA
094499-02-000	EA EXTINGUISHER-FIRE, DRY W/MOUNTING BRACKET - 10 BC CSA
094499-01-700	EA BRACKET-MOUNTING, W/PLASTIC STRAP - FIRE EXTINGUISHER
094651-01-01A	EA HOLDER-RECESSED, FIRE EXTINGUISHER - PLASTIC - LIGHT OAK

ELECTRIC ENTRY STEP

KEY PART NUMBER	U/M DESCRIPTION
094707-01-01A	EA STEP-DOUBLE, ENTRANCE - ELEC TRIC
094707-01-700	EA CONTROL UNIT, KWIKEE 8310
094708-02-708	EA MOTOR
088746-01-702	EA GEAR-ALL MODELS, KWIKEE 9038
088746-01-703	EA BRACKET-MOTOR BEARING, KWIKEE 7040
091201-01-700	EA LINKAGE ASM - KWIKEE 8289
088746-01-705	EA LIGHT-UNDER STEP, KWIKEE 9004
088746-01-706	EA SWITCH-KILL, KWIKEE 9015
094707-01-701	EA SWITCH-DOOR JAMB, PLASTIC - KWIKEE - 9316

SQUEEGEE

KEY PART NUMBER	U/M DESCRIPTION	
091952-01-000	EA CLIP-GRIPPER, 1"	FROM: 00-00-00 THRU: 05-26-90
091952-02-000	EA CLIP-GRIPPER, 3/4"	FROM: 05-27-90 THRU: 99-99-99
091955-02-000	EA SQUEEGEE-EXTENDED HANDLE	
093527-01-000	EA BRACKET-SQUEEGEE	

1990 ITASCA

TABLE OF CONTENTS

INTRODUCTION	A-01	A-02
ABBREVIATIONS		A-03
ALPHABETICAL INDEX	A-04	A-06
ICN25RC	A-07	F-12
ICN27RT	F-13	K-16

1990 ICN25RC INDEX

FLOOR PLAN	A-07	A-08
ACCESSORIES	A-09	A-20
BATH	A-21	A-22
BEDROOM	A-23	A-24
CHASSIS	B-01	B-06
C C & PAD	B-09	B-18
DINETTE	B-19	B-22
DRIVERS	B-23	C-02
ELECTRICAL	C-03	C-06
EXTERIOR BODY	C-09	C-20
GALLEY	C-21	D-06
HEATING & A/C	D-07	D-12
INTERIOR FINISH	D-13	D-16
LABEL	D-17	E-02
LP		E-03
LOUNGE		E-04
SEALANTS & FASTENERS	E-05	E-07
WATER & SEWAGE	E-08	E-13
WINDOW, VENT AND		
EXTERIOR DOOR	E-14	F-12

ACCESSORIES GROUP (CONTINUED)
LUGGAGE RACK & LADDER OPTION L38U

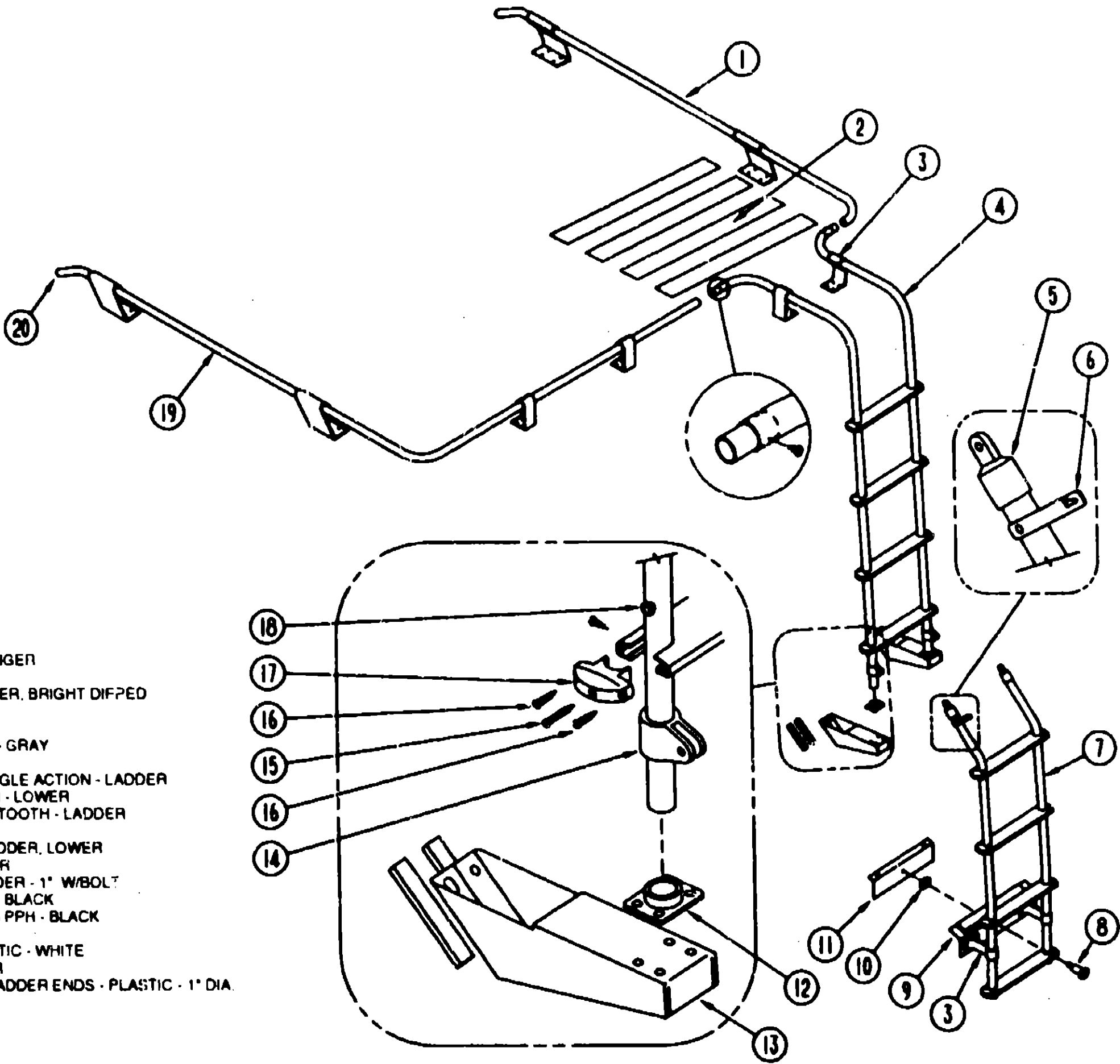
1990 ITASCA
TABLE OF CONTENTS

INTRODUCTION	A-01	A-02
ABBREVIATIONS		A-03
ALPHABETICAL INDEX	A-04	A-06
ICN25RC	A-07	F-12
ICN27RT	F-13	K-10

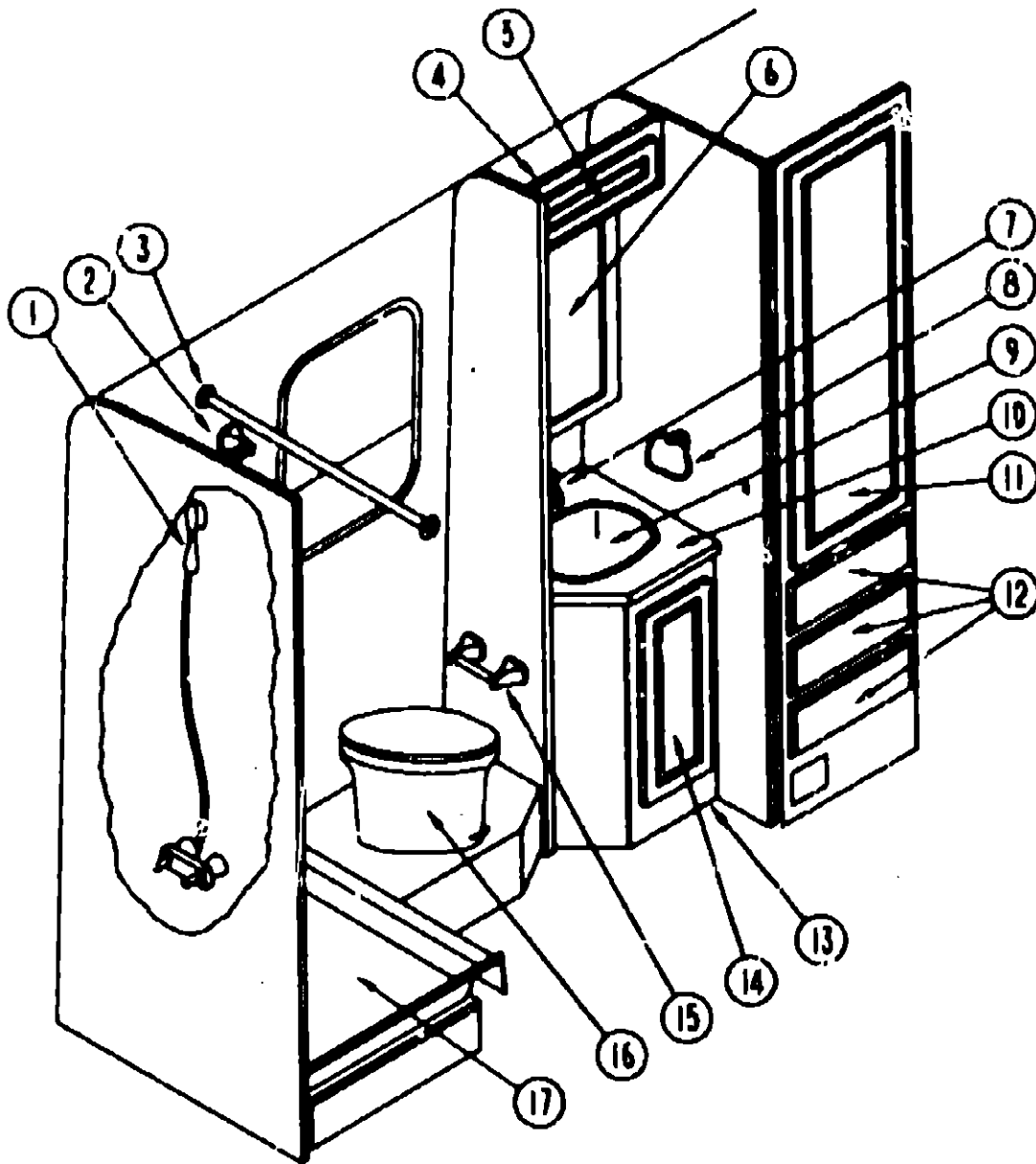
1990 ICN25RC INDEX

FLOOR PLAN	A-07	A-08
ACCESSORIES	A-09	A-20
BATH	A-21	A-22
BEDROOM	A-23	A-24
CHASSIS	B-01	B-08
C C & PAD	B-09	B-18
DINETTE	B-19	B-22
DRIVERS	B-23	C-02
ELECTRICAL	C-03	C-08
EXTERIOR BODY	C-09	C-20
GALLEY	C-21	D-06
HEATING & A/C	D-07	D-12
INTERIOR FINISH	D-13	D-16
LABEL	D-17	E-02
LP		E-03
LOUNGE		E-04
SEALANTS & FASTENERS	E-05	E-07
WATER & SEWAGE	E-08	E-13
WINDOW, VENT AND EXTERIOR DOOR	E-14	F-12

KEY PART NUMBER	U/M	DESCRIPTION
1	EA	RACK-LUGGAGE, PASSENGER
2	EA	TAPE-ANTI SLIP, 2" X 60"
3	N/A	EA STANDOFF-RACK & LADDER, BRIGHT DIPPED
4	EA	LADDER-UPPER
5	EA	CAP-TOP, 1 INCH
6	EA	LATCH-LADDER, LOWER - GRAY
7	EA	LADDER-LOWER
8	EA	PIN-QUICK RELEASE, SINGLE ACTION - LADDER
9	EA	PLATE-BUMPER, LADDER - LOWER
10	EA	SPRING GRIP-INTERNAL TOOTH - LADDER
11	EA	BRACKET-BUMPER PIN
12	EA	MOUNTING BRACKET-LADDER, LOWER
13	EA	FOOTING-LADDER, UPPER
14	EA	SLIDE-TOP, RACK & LADDER - 1" W/BOLT
15	EA	SCREW-10-12 X 2 25 POH BLACK
16	EA	SCREW-SF/DR, 6-20 X 5/8 PPH - BLACK
17	EA	END CAP-STEP, BLACK
18	EA	BUSHING-FLANGE, PLASTIC - WHITE
19	EA	RACK-LUGGAGE, DRIVER
20	EA	PLUG-ROUND, RACK & LADDER ENDS - PLASTIC - 1" DIA.



BATH GROUP



BATHROOM CABINET & COMPONENTS

KEY	PART NUMBER	U/M DESCRIPTION
1	011048 02 000	EA HEAD-SHOWER, W/60 IN HOSE
2	075453 02 000	EA BAR-TOWEL 18IN BRASS
3	102075-01-01A	EA ROD-CURTAIN, SHOWER O/W
	009112-01-000	EA FLANGE-1" ROD, CLOTHES - PLASTIC - OFF WHITE
	M87868 01 W33	EA DOOR ASM-BATH W/O LOCKSET
	094485 01 01A	EA KNOB-DOOR, POLISHED BRASS
	093605 01 01A	EA RACK-TOWEL, WIRE, ALMOND
4	M92827 01 AE6	EA CABINET ASM-MEDICINE, UPPER
5	M88304 F4 Y10	EA DOOR ASM - MEDICINE CABINET UPPER - W/O HARDWARE, 6.29" X 16.14"
	M92797 01 AB6	EA CABINET ASM-MEDICINE, LOWER
6	M88304 G2 AE6	EA DOOR ASM - MEDICINE CABINET LOWER - W/O HARDWARE 15.35" X 25.59"
7	075240-05-000	EA FAUCET-LAVATORY, BRASS
	091253-01-000	EA GASKET-FAUCET, LAVATORY
8	075454 02 000	EA TOWEL RING-BRASS W/MTG. HDW
9	096927-01-01A	EA SINK-LAVATORY, RECTANGULAR - PLASTIC - BONE
	096927-01-700	EA SINK-STOPPER
	096927-01-701	EA TAILPIECE-SINK
10	096904-11-AB8	EA COUNTERTOP ASM (AE6, AE7)
10	096904-11-AB6	EA COUNTERTOP ASM (AE8)
11	M88304 22 X11	EA DOOR ASM-W/O HARDWARE, 16.75" X 40"
12	M78921 24 AB6	EA DRAWER ASM-WARDROBE CABINET 15.5" X 20"
13	M96904 01 AB8	EA CABINET ASM-LAVATORY (AE6, AE7)
13	M96904 01 AB6	EA CABINET ASM-LAVATORY (AE8)

BATH GROUP (CONTINUED)
BATHROOM CABINET & COMPONENTS CONT

KEY	PART NUMBER	U/M DESCRIPTION
14	M88304 97 X08	EA DOOR ASM-RAISED PANEL, W/O HARDWARE-10" X 25.19" FROM 10-12-89 THRU: 99-99-99
14	M98339 25 AE8	EA DOOR ASM-FLAT PANEL, W/O HARDWARE-14.37" X 26.77" FROM: 07-01-89 THRU: 10-11-89
15	075452 02 000	EA HOLDER-TOILET TISSUE BRASS
16	064078 01 000	EA TOILET-IVORY
	024678-01-000	EA FLANGE-CLOSET, TOILET - 4" X 3" - RED
	024678-02-000	EA FLANGE-CLOSET, 4" X 3" - ABS - CANADIAN
	075241-04-000	EA FAUCET-SHOWER, BRASS
	075806-01-000	EA PANEL-FAUCET BACK, SHOWER - 5" X 9" - PLASTIC
17	M02630 09 Y10	EA SHOWER PAN ASM.
	011069 03 000	EA TAILPIECE-1 1/2X1 3/4 PLAS
	066435 01 000	EA NUT STRAINER
	066436 01 000	EA NUT-SLIP, 1.5 TAILPIECE
	066440 01 000	EA STRAINER W/RUBBER WASHER
	066729 01 000	EA STRAINER-YUB, SHOWER DRAIN
	069640 01 000	FT SEALER-RIBBON, 1/4"DIA X 30"
	069735 01 000	EA WASHER-TAILPIECE, 1.5 PLASTIC
	058331-30-000	EA MIRROR-GLASS, SAFETY 11.9" X 22"

BATHROOM CABINET & COMPONENTS CONT

KEY	PART NUMBER	U/M DESCRIPTION
	075680 02 000	EA ROD-CLOTHES, ADJUSTABLE 27-38
	081614 02 000	EA DISH-SOAP, BRASS W/PLAS COVER

FAUCETS

KEY	PART NUMBER	U/M DESCRIPTION
	075240-05-000	EA FAUCET-LAVATORY, BRASS
	075241-04000	EA FAUCET-SHOWER, BRASS

CANADIAN OPTION

KEY	PART NUMBER	U/M DESCRIPTION
	011048-05-000	EA SHOWER HEAD-W/60" HOSE, W/O VACUUM BREAKER - CANADIAN
	011056-03-000	EA FAUCET-LAVATORY US/CSA
	031558-03-000	EA FAUCET-TUB&SHOWER, US/CSA
	081211-02-000	EA PLUG-PLASTIC, .36" - BLACK
	009133-01-000	EA BAR-TOWEL-RACK 12IN PLASTIC
	023449-01-000	EA SUPPORT-TOWEL-RACK CHROME P-2
	033580-01-000	EA RING-TOWEL-CHR W/PLAS RING
	090027-01-000	EA DISH-SOAP, CHROME

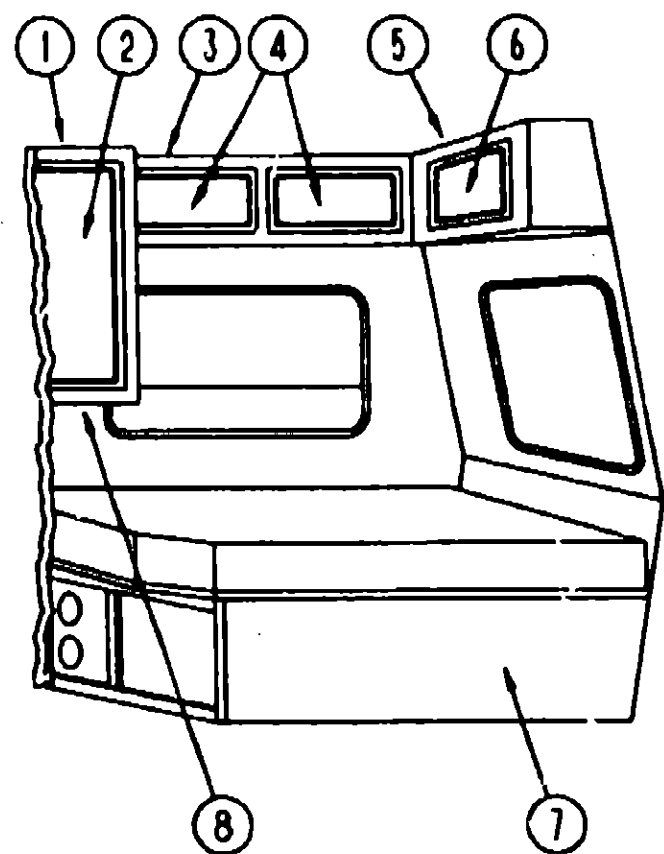
1990 ITASCA
TABLE OF CONTENTS

INTRODUCTION	A-01 -	A-02
ABBREVIATIONS		A-03
ALPHABETICAL INDEX	A-04 -	A-08
ICN25RC	A-07 -	F-12
ICN27RT	F-13 -	K-16

1990 ICN25RC INDEX

FLOOR PLAN	A-07 -	A-08
ACCESSORIES	A-09 -	A-20
BATH	A-21 -	A-22
BEDROOM	A-23 -	A-24
CHASSIS	B-01 -	B-08
C & PAD	B-09 -	B-18
DINETTE	B-19 -	B-22
DRIVERS	B-23 -	C-02
ELECTRICAL	C-03 -	C-08
EXTERIOR BODY	C-09 -	C-20
GALLEY	C-21 -	D-06
HEATING & A/C	D-07 -	D-12
INTERIOR FINISH	D-13 -	D-16
LABEL	D-17 -	E-02
LP		E-03
LOUNGE		E-04
SEALANTS & FASTENERS	E-05 -	E-07
WATER & SEWAGE	E-08 -	E-13
WINDOW, VENT AND		
EXTERIOR DOOR	E-14 -	F-12

BEDROOM GROUP
BEDROOM CABINETRY



KEY	PART NUMBER	U/M DESCRIPTION
1	M92178 01 AB6	EA CABINET ASM-CLOSET,SHIRT
2	M88304 13 X08	EA DOOR ASM-W/O HARDWARE, 14.37" X 33.46"
3	M93808 01 AE6	EA CABINET ASM-OVERHEAD,RIGHT REAR
4	M88304 G1 Y10	EA DOOR ASM-W/O HARDWARE 14.37" X 17.91"
5	M03901 C1 AE6	EA CABT. ASM REAR OVERHEAD
5	M03901 02 AE6	EA CABT. ASM REAR OVERHEAD
6	M88304 F5 Y10	EA DOOR ASM-W/O HARDWARE,14.37" X 33.46"
	091261-01-000	EA BACKING-NON-SKID, 12"X100'
7	M96903 01 AB6	EA CABINET ASM-DOUBLE BED
8	081280-23-B07	EA END CAP ASM. - PADDED
	092525 03 AB6	EA COUNTERTOP-BACKWALL

SWIVEL TV STAND

KEY	PART NUMBER	U/M DESCRIPTION
	087236-01-000	EA LABEL-CABLE,INPUT
	087236-02-000	EA LABEL-TV,OUTLET
	091909-01-000	EA SHELF-SWIVEL,TV,BEIGE
	093252-01-01A	EA PLATE-WALL,CABLE
	093445-11-AB6	EA COUNTERTOP

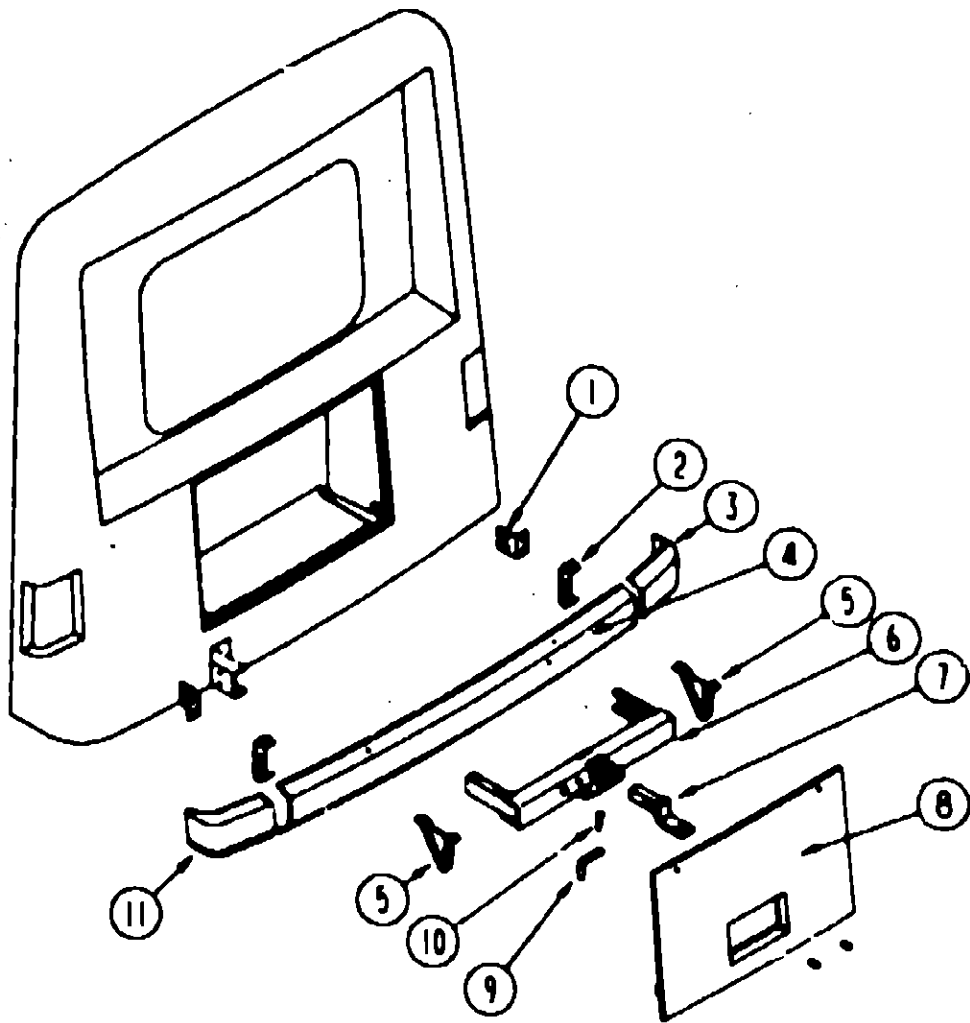
1990 ITASCA
TABLE OF CONTENTS

INTRODUCTION	A-01	A-02
ABBREVIATIONS		A-03
ALPHABETICAL INDEX	A-04	A-08
ICN25RC	A-07	F-12
ICN27RT	F-13	K-16

1990 ICN25RC INDEX

FLOOR PLAN	A-07	A-08
ACCESSORIES	A-09	A-20
BATH	A-21	A-22
BEDROOM	A-23	A-24
CHASSIS	B-01	B-08
C C & PAD	B-09	B-18
DINETTE	B-19	B-22
DRIVERS	B-23	C-02
ELECTRICAL	C-03	C-08
EXTERIOR BODY	C-09	C-20
GALLEY	C-21	D-06
HEATING & A/C	D-07	D-12
INTERIOR FINISH	D-13	D-16
LABEL	D-17	E-02
LP		E-03
LOUNGE		E-04
SEALANTS & FASTENERS	E-05	E-07
WATER & SEWAGE	E-08	E-13
WINDOW, VENT AND		
EXTERIOR DOOR	E-14	F-12

CHASSIS GROUP



REAR BUMPER, END CAP & TRAILER TOWING HOUSINGS

KEY PART NUMBER	U/M DESCRIPTION
1 078558-01-000	EA SUPPORT-L ANGLE, BUMPER - PASSENGER SIDE - 5" X 4 9"
078558-02-000	EA SUPPORT-L ANGLE, BUMPER - DRIVER SIDE - 5" X 4 9"
2 077855-01-000	EA BRACKET-BUMPER, REAR - BENT ENDS - 2" WIDE X 8" LONG
005200-01-000	EA BOLT-BUMPER,ROUND HEAD-SQUARE NECK- W/ST CAP 7/16-14 X 1 1/4
3 092251-01-01A	EA CAP-BUMPER END, REAR PASSENGER - PLASTIC - OFF WHITE
4 077851-09-000	EA BUMPER-REAR, OFF WHITE
5 093048-01-000	EA PLATE-SKID, REAR BUMPER - V SHAPED
6 077817-04-000	EA HITCH-W/O DRAWBAR
7 077813-01-000	EA DRAWBAR ONLY
8 097198-01-AE6	EA DOOR-ASM, TRUNK - OFF WHITE
9 034512-01-000	EA PIN-LOCKING DRAWBAR
10 034513-01-000	EA PIN-HITCH, 3/16" WIRE
11 092251-02-01A	EA CAP-BUMPER END, REAR DRIVER - PLASTIC - OFF WHITE
097744-02-000	EA HOUSING-TRAILER PIN 48"
097746-01-000	EA HOUSING CAP-TRAILER PIN
097745-02-000	EA HOUSING-RECEPTACLE, TRAILER - 48" WIRE LENGTH

CHASSIS GROUP CONTINUED

FRONT BUMPER & END CAP

KEY PART NUMBER	U/M DESCRIPTION
M93848-01-Y35	EA BUMPER-FRONT, OFF WHITE
093000-01-000	EA CHANNEL ASM - BUMPER
00039-04-008	EA NUT - HEX - SER FLG 1/4 - 20 ZN
093034-01-000	EA BRACE-FRONT BUMPER,UPPER
093275-01-000	EA BRACE-FRONT BUMPER,LOWER

PLASTIC WHEELWELL

KEY PART NUMBER	U/M DESCRIPTION
095071-01-000	EA WHEELWELL-PLASTIC

COMPARTMENTS AND PROP RODS

KEY PART NUMBER	U/M DESCRIPTION
092264-06-000	EA COMPARTMENT, STORAGE/FURNACE - 45 9" X 24 3" - GALVANIZED
096361-01-000	EA COMPARTMENT-STORAGE, 75 3" X 24 3" - GALVANIZED - NOTCHED UPPER LEFT
096361-02-000	EA COMPARTMENT-STORAGE, 24 3" X 75 3" - GALVANIZED - NOTCHED UPPER RIGHT
096363-05-000	EA COMPARTMENT-STORAGE, 19 1" X 27 6" - GALVANIZED
096363-08-000	EA COMPARTMENT-STORAGE, 43 3" X 19 1" - GALVANIZED
M03486-01-000	EA SPARE TIRE - COMPARTMENT
092644-02-Y12	EA PROP ROD-COMPARTMENT DOOR, W/SPRING & BRACKET
092469-01-000	EA SPRING-#020-050 COMP
092839-01-000	EA BRACKET-DOOR PROP
093061-01-02A	EA STRIKER-DOOR, LUGGAGE, BLACK
079388-01-000	FT SEAL-ACCESS DOOR
081113-01-000	EA BUSHING-FLANGE, PLASTIC - WHITE
089329-01-000	EA CLIP-SPRING, 3/8"
008386-01-000	EA GROMMET-SNAP, 3/8"
094376-02-000	EA ROD-PROP, GENERATOR DOOR
094387-02-000	EA STRIKER-DOOR, GENERATOR
093305-01-01A	FT TRIM-EDGE, C-TYPE - WIRE CARRIER - 35" X 24" - VINYL
M03636-04-000	EA TRAY-COMPARTMENT, W/O HATCH - 63"
097834-04-000	EA COMPARTMENT-TANK, HOLDING - 63" X 27 8" - GALVANIZED
099008-01-02A	EA HATCH-COMPARTMENT, SEWER HOSE
091255-02-000	FT SEAL-ADHESIVE BACKED FOAM, 1 5" X 18"
094376-01-000	EA ROD-PROP, HOLDING TANK DOOR

EXTERIOR ACCESSORY PACKAGE OPTION L28E

KEY PART NUMBER	U/M DESCRIPTION
077404-02-000	EA DRAWER-PLASTIC, 20" X 12 7" - BEIGE
094067-01-01A	EA DIVIDER-DRAWER, PLASTIC - LIGHT OAK
096765-01-000	EA RAIL-DRAWER
092986-01-000	EA BRACKET-HANGER, HOSE
091270-01-000	EA HOSE-5/8", ON REEL - WATER - NON TOXIC - 50' - TORO
093300-01-000	EA BOX-TOOL, W/TRAY - 16" X 7" X 7 5"

ENTRY STEP BOX

KEY PART NUMBER	U/M DESCRIPTION
088412-02-000	EA TRIM-STEPBOX, ENTRY DOOR - TAN
088412-04-000	EA TRIM-STEPBOX, ENTRY DOOR - BEIGE
092893-02-01A	EA LINER-STEP BOX, ENTRANCE DOOR - 5" - BLACK
M92055-01-000	EA ACCESS PNL-STEP BOX W/HINGE
088254-01-000	EA CATCH-MAGNETIC, 1 8" X 7"
009063-01-000	EA HINGE-CONTINUOUS, 1 1/2" X 72"

1990 ITASCA
TABLE OF CONTENTS

INTRODUCTION	A-01 - A-02
ABBREVIATIONS	A-03
ALPHABETICAL INDEX	A-04 - A-08
ICN25RC	A-07 - F-12
ICN27RT	F-13 - K-16

1990 ICN25RC INDEX

FLOOR PLAN	A-07 - A-08
ACCESSORIES	A-09 - A-20
BATH	A-21 - A-22
BEDROOM	A-23 - A-24
CHASSIS	B-01 - B-08
C & PAD	B-09 - B-18
DINETTE	B-19 - B-22
DRIVERS	B-23 - C-02
ELECTRICAL	C-03 - C-08
EXTERIOR BODY	C-09 - C-20
GALLEY	C-21 - D-08
HEATING & A/C	D-07 - D-12
INTERIOR FINISH	D-13 - D-16
LABEL	D-17 - E-02
LP	E-03
LOUNGE	E-04
SEALANTS & FASTENERS	E-05 - E-07
WATER & SEWAGE	E-08 - E-13
WINDOW, VENT AND EXTERIOR DOOR	E-14 - F-12

CHASSIS GROUP CONTINUED

STABILIZER SHOCKS OPTION L64A (FRONT ONLY)

KEY PART NUMBER	U/M DESCRIPTION
079942-01-000	EA SHOCK ABSORBER-STABILIZER, FRONT - 4-WAY
091250-01-000	EA BUSHING-SWAY BAR, 1 25 CUT
FROM 00-00-00 THRU 06-26-91	

MANUAL LEVELING JACKS OPTION L64L

KEY PART NUMBER	U/M DESCRIPTION
099025-01-000	EA STABILIZER-JACK, PASSENGER
099025-02-000	EA STABILIZER-JACK, DRIVER
099116-01-000	EA BRACKET-STABILIZER JACK, W/2 SQUARE TUBES
099641-02-000	EA BRACKET-JACK, REAR
099642-01-000	EA BRACKET-JACK, W/ANGLE BRACE
099642-02-000	EA BRACKET-JACK, FRONT

CANADIAN OPTION

KEY PART NUMBER	U/M DESCRIPTION
091242-01-000	EA CLUSTER ASM-IP, KM, P-TRK, GAS
FROM 00-00-00 THRU 06-06-89	
094796-01-000	EA CLUSTER-IP, KM, 89 GAS P-TRK
FROM 06-07-89 THRU 99-99-99	
100138-01-000	EA DAYTIME RUNNING LIGHT MODULE
FROM 01-02-90 THRU 99-99-99	
100158-01-000	EA WIRE ASM-DAY RUN LAMPS
FROM 01-02-90 THRU 99-99-99	
100159-01-000	EA WIRE ASM-DAY RUN LAMPS, FUSE
FROM 01-02-90 THRU 99-99-99	

SPEED CONTROL

KEY PART NUMBER	U/M DESCRIPTION
094369-01-000	EA SPEED CONTROL-SMART STICK, EFI - GAS - DANA#
FROM 00-00-00 THRU 11-19-89	
094369-01-000	EA SPEED CONTROL'S STICK II GAS DANA
094369-01-700	EA SERVO & CABLE ASM
094369-01-701	EA SWITCH & LEVER ASM
094369-01-702	EA REGULATOR ASM ELECTRONIC
094369-01-703	EA WIPER CONTROL MODULE
094369-01-704	EA HEADLIGHT DIMMER MODULE ASM
094369-01-705	EA VACUUM RESERVOIR
094369-01-706	EA SERVO
094369-01-707	EA COVER-CLIP
094369-03-000	EA SPEED CONTROL-SMART STICK, EFI - GAS - DANA#
FROM 11-20-89 THRU 99-99-99	
094369-01-702	EA REGULATOR ASM-ELECTRONIC, DANA#
094369-01-706	EA SERVO-DANA#
069629-01-704	EA SIGNAL GENERATOR ASM, DANA#
083212-04-701	EA MAIN WIRING HARNESS, DANA#
094369-01-701	EA SWITCH & LEVER ASM, DANA#
094369-01-704	EA HEADLIGHT DIMMER MODULE ASM-DANA#
059778-01-710	EA TESTER CRUISE CONT W/HARNESS, DANA#
069629-01-706	EA SIGNAL GENERATOR ONLY, DANA#
083212-01-705	EA RELEASE VALVE ONLY, DANA#
079972-01-707	EA EXTENSION HARNESS ASM-SIGNAL GENERATOR, DANA#
094369-01-705	EA VACUUM RESERVOIR-DANA#
083212-01-704	EA STOP LAMP/CRUISE RELEASE SWITCH, DANA#
083211-01-703	EA SERVO CABLE ASM ONLY, DANA#
091900-01-702	EA WIPER CONTROL MODULE-DANA#

KEY PART NUMBER
099100-01-000
096630-01-000
078310-01-000
079059-02-000
085000-01-000
082733-01-000

CHASSIS GROUP CONTINUED

RADIATOR OVERFLOW COMPONENTS

U/M DESCRIPTION
EA CAP-BOTTLE, OVERFLOW - GM 14054390
EA BOTTLE-OVERFLOW, RADIATOR - GM 14042454
EA BAFFLE-RADIATOR, 12" X 15" X 82" - RUBBER
EA HOSE-90 DEGREE, 61"ID X 4" X 8"
EA SHIELD-A/C, 6 8" X 3 1" - STEEL
EA DUCT-INTAKE, AIR CLEANER
FROM 00-00-00 THRU 10-10-89

PARK BRAKE LEVER & CABLE

KEY PART NUMBER	U/M DESCRIPTION
093631-01-000	EA LEVER-PARK BRAKE, FOOT OPERATED

CHEVY PROVIDED AUTOMATIC PARK BRAKE AFTER 8-13-89

KEY PART NUMBER	U/M DESCRIPTION
093074-01-000	EA CABLE-PARK BRAKE, FOOT OPERATED
FROM 00-00-00 THRU 05-13-90	
096770-02-000	EA SUPPORT-STEERING COLUMN
093008-01-000	EA PANEL ASM-COWL, STEEL
093393-01-000	EA PANEL-COWL, PASSENGER

TIRE

KEY PART NUMBER	U/M DESCRIPTION
040546-03-000	EA TIRE-7 50X16 0 8PLY POLYESTER
051377-03-000	EA VALVE STEM ASM-TRO800MP
083181-01-000	EA COVER-WHEEL, 16" - SET OF FOUR
083181-01-700	EA COVER-WHEEL, 16" - 1 ONLY

RADIAL TIRE EXCHANGE, 16" OPTION L61U

KEY PART NUMBER	U/M DESCRIPTION
050273-02-000	EA TIRE-7 50R16 0 LRD,XCA, T8
FROM 00-00-00 THRU 02-11-90	
083425-05-000	EA TIRE-LT235/85R16 LRE
FROM 02-12-90 THRU 99-99-99	
089359-02-000	EA WHEEL-STEEL, 16" X 6"K - 8 HOLE - OFF WHITE
FROM 00-00-00 THRU 09-16-90	
051377-01-000	EA STEM-VALVE

16" STAINLESS STEEL WHEEL LINER OPTION L63J

KEY PART NUMBER	U/M DESCRIPTION
077030-02-000	EA EXTENSION-VALVE STEM, 1 25"
091209-05-000	EA LINER-WHEEL, SET OF 4 - 16" - STAINLESS STEEL
091209-05-700	EA SIMULATOR-FRONT WHEEL
091209-05-701	EA SIMULATOR-REAR WHEEL
091209-03-702	EA COVER-FRONT AXLE
091209-03-704	EA SNAP RING

WHEEL LINERS

KEY PART NUMBER	U/M DESCRIPTION
077030-02-000	EA EXTENSION-VALVE STEM 1 25"
091209-05-000	EA LINER-WHEEL, SET/4 16"
095012-03-000	EA EXTENSION-VALVE STEM, DUAL WH

1990 ITASCA

TABLE OF CONTENTS

INTRODUCTION	A-01	A-02
ABBREVIATIONS		A-03
ALPHABETICAL INDEX	A-04	A-06
ICN25RC	A-07	F-12
ICN27RT	F-13	K-16

1990 ICN25RC INDEX

FLOOR PLAN	A-07	A-08
ACCESSORIES	A-09	A-20
BATH	A-21	A-22
BEDROOM	A-23	A-24
CHASSIS	B-01	B-07
C & C PAD	B-09	B-18
DINETTE	B-19	B-22
DRIVERS	B-23	C-02
ELECTRICAL	C-03	C-06
EXTERIOR BODY	C-09	C-20
GALLEY	C-21	D-06
HEATING & A/C	D-07	D-12
INTERIOR FINISH	D-13	D-16
LABEL	D-17	E-02
LP		E-03
LOUNGE		E-04
SEALANTS & FASTENERS	E-05	E-07
WATER & SEWAGE	E-08	E-13
WINDOW, VENT AND		
EXTERIOR DOOR	E-14	F-12

CHASSIS GROUP CONTINUED

REAR AXLE AIRSPRINGS

KEY PART NUMBER	U/M DESCRIPTION
084086-01-000	EA AIRSPRING-BELLOWS, REAR AXLE - FIRESTONE# MHA224 (COMPLETE SET)
084086-01-700	EA AIR BAG-ONLY, FIRESTONE# W21-780-0335
084086-01-701	EA TUBING-DOT 1/4" X 18" - FIRESTONE# 21-0938
084086-01-702	EA BOLT-RIBBED NECK, 3/8" 24 X 2 5" FIRESTONE# 21-0829
084086-01-703	EA INFLATING VALVE-DOT 1/4" TUBING, FIRESTONE# 21-0931
084086-01-704	EA ELBOW CONNECTOR, FIRESTONE# 21-0935
084086-01-705	EA TUBING PROTECTORS, FIRESTONE# 21-0899
084086-01-706	EA BRACKET-UPPER TO FRAME, FIRESTONE# 21-0150
084086-01-707	EA BRACKET-LOWER, TOP - FIRESTONE# 21-1162
084086-01-708	EA AIRLINE SERVICE KIT, FIRESTONE# W21-780-2012
084086-01-709	EA HEAT SHIELD, FIRESTONE# 21-1004
084086-01-710	EA BOLT PACKAGE, FIRESTONE 2135823002
084086-01-711	EA HEAT SHIELD-224 DOS SYSTEM, FIRESTONE 21-5042
084086-01-712	EA BRACKET-LOWER DRIVERS 224DOS, FIRESTONE 21-5037
084086-01-713	EA AXLE STRAP BRACKET, FIRESTONE 21-1163
084086-01-714	EA AXLE STRAP BRACKET, FIRESTONE 21-5038

MUDFLAP & LUG WRENCH

KEY PART NUMBER	U/M DESCRIPTION
020187-03-000	EA DIRT GUARD-STEEL, FOR MUDFLAP
017516-01-000	EA FLAP-MUD, BLACK
080208-01-000	EA LUG WRENCH, 1.06X1.00
080208-02-000	EA LEVERAGE BAR-LUG WRENCH
095222-02-000	EA BRACKET-EXHAUST, UPPER - W/BEND & NUTS

MISCELLANEOUS COMPONENTS

KEY PART NUMBER	U/M DESCRIPTION
015366-01-000	EA PIN-TIRE CARRIER, CADMIUM PLATED
075466-01-000	EA UNION-INVERTED FL TUBE, 1/4"
075467-01-000	EA NUT-INVERTED FLARE, 1/4"
088497-02-000	EA NUT-INVERTED FLARE, 1/4"
084884-01-000	EA PLUG-BRASS, 3/8"
000C12-05-168	EA BOLT-HEX, 5/16-18 X 1 - ZINC 5
000D39-05-008	EA NUT-HEX, SER FLG LK - 5/16 - 18 ZN
082401-07-000	EA CLAMP-HOSE, WORMGEAR 5" - 7"
088244-01-000	FT TAPE-FOAM, VINYL COATED - 2" WIDE - INCREMENTS OF 108 FT
000D39-05-008	EA NUT-HEX, SER FLG LK - 5/16 - 18 ZN
051387-06-000	EA BOLT-CARRIAGE, W/O HOLE - 5/16-18 X 9.5 ZN
000E13-17-008	EA WASHER-FL-3/8 AR ZN
071015-08-000	EA GROMMET-1.75"ID, FITS .08" MATERIAL, RUBBER
000D39-05-008	EA NUT-HEX, SER FLG LK - 5/16 - 18 ZN
000D39-05-008	EA NUT-HEX, SER FLG LK - 5/16 - 18 ZN
000C12-10-248	EA BOLT-HEX, 5/8-11 X 1 1/2 ZN - 5

BATTERY

KEY PART NUMBER	U/M DESCRIPTION
051887-01-000	EA BRACKET-BATTERY, TIE DOWN
051387-08-000	EA BOLT-CARRIAGE, W/O HOLE - 5/16-18 X 9.5 ZN
088233-01-000	EA STUD-ISOLATED, 3/8" X 7/8" LONG
074994-01-000	EA GUIDE-TRACK BATTERY TRAY
093896-01-000	EA TRAY-BATTERY, W/GUIDE & LATCH STRIKE
093718-01-000	EA PLATE-STRIKE, BATTERY/STORAGE COMPARTMENT

CHASSIS GROUP CONTINUED

FUEL FILL COMPONENTS

KEY PART NUMBER	U/M DESCRIPTION
084235 01 000	EA SUPPORT-FLANGE,FUEL FILL BOOT
083678 01 000	EA BOOT-FUEL FILL
078200 01 000	EA GASKET-FUEL FILL
078010 03 000	EA DOOR ASM-FUEL FILL OFF WHITE
077983 01 000	EA GASKET-DOOR,GAS FILL
092352 04 000	EA TANK-FUEL,60 GAL.
079661 01 000	EA VALVE ASM-VENT,FUEL TANK
088485 02 000	EA STRAP ASM - FUEL TANK
070508 02 000	EA BOLT-HEX-1/2 13 -4,FULL THD
000C12 08 328	EA BOLT-HEX-1/2-13X2 ZN 5
000D39 08 008	EA NUT-HEX-SER FLG LK 1/2-13 ZN
088740 02 000	EA SENDING UNIT/PUMP,FUEL TB1
088255 01 000	EA GASKET-SENDING UNIT,GM ADAPT
088254 01 000	EA RETAINER-SENDING UNIT,FUEL
092328 01 000	EA BRACKET-AUX FUEL VENT
092833 02 000	EA TUBE-AUX FUEL VENT
092888 01 000	EA TUBE-FUEL SUPPLY,GENERATOR
079829-01-000	EA CANISTER ASM-VAPOR,1500CC - GM-17075835

1990 ITASCA

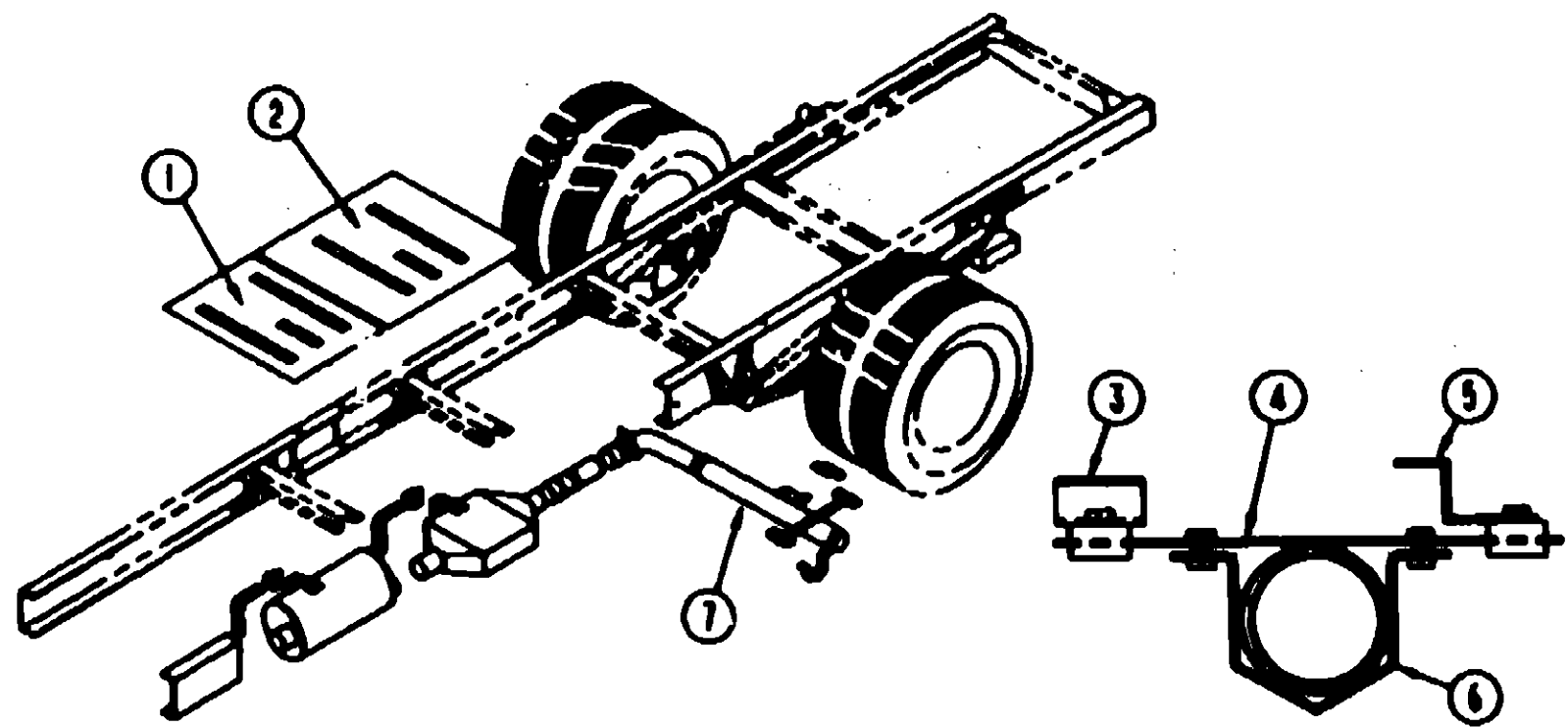
TABLE OF CONTENTS

INTRODUCTION	A-01 -	A-02
ABBREVIATIONS		A-03
ALPHABETICAL INDEX	A-04 -	A-08
ICN25RC	A-07 -	F-12
ICN27RT	F-13 -	K-16

1990 ICN25RC INDEX

FLOOR PLAN	A-07 -	A-08
ACCESSORIES	A-09 -	A-20
BATH	A-21 -	A-22
BEDROOM	A-23 -	A-24
CHASSIS	B-01 -	B-08
C C & PAD	B-09 -	B-18
DINETTE	B-19 -	B-22
DRIVERS	B-23 -	C-02
ELECTRICAL	C-03 -	C-08
EXTERIOR BODY	C-09 -	C-20
GALLEY	C-21 -	D-08
HEATING & A/C	D-07 -	D-12
INTERIOR FINISH	D-13 -	D-18
LABEL	D-17	E-02
LP		E-03
LOUNGE		E-04
SEALANTS & FASTENERS	E-05 -	E-07
WATER & SEWAGE	E-08 -	E-13
WINDOW, VENT AND		
EXTERIOR DOOR	E-14 -	F-12

CHASSIS GROUP CONTINUED
EXHAUST COMPONENTS



1990 ITASCA
TABLE OF CONTENTS

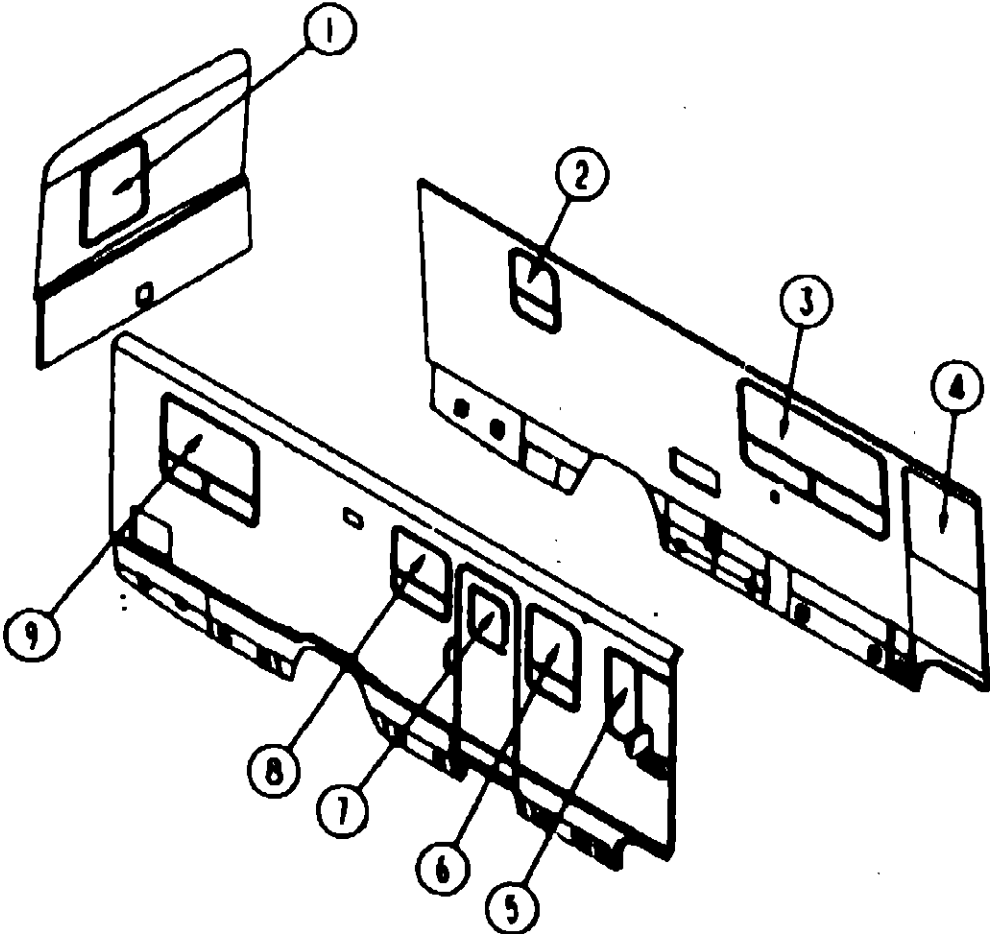
INTRODUCTION	A-01	A-02
ABBREVIATIONS		A-03
ALPHABETICAL INDEX	A-04	A-08
ICN25RC	A-07	F-12
ICN27RT	F-13	K-16

1990 ICN25RC INDEX

FLOOR PLAN	A-07	A-08
ACCESSORIES	A-09	A-20
BATH	A-21	A-22
BEDROOM	A-23	A-24
CHASSIS	B-01	B-08
C C & PAD	B-09	B-16
DINETTE	B-19	B-22
DRIVERS	B-23	C-02
ELECTRICAL	C-03	C-08
EXTERIOR BODY	C-09	C-20
GALLEY	C-21	D-08
HEATING & A/C	D-07	D-12
INTERIOR FINISH	D-13	D-18
LABEL	D-17	E-02
LP		E-03
LOUNGE		E-04
SEALANTS & FASTENERS	E-05	E-07
WATER & SEWAGE	E-08	E-13
WINDOW, VENT AND EXTERIOR DOOR	E-14	F-12

KEY PART NUMBER	U/M	DESCRIPTION
1 101544 01 000	EA	SHIELD-HEAT,EXHAUST
2 101544 02 000	EA	SHIELD-HEAT,EXHAUST
3 095222 02 000	EA	BRACKET-EXHAUST,UPPER
4 095523 04 000	EA	BRACKET-EXHAUST,UPPER
5 095222 02 000	EA	BRACKET-EXHAUST, UPPER - W/BEND & NUTS - CHEVY PROVIDED PRIOR TO 12-89 FROM: 12-05-89 THRU 99-99-99
6 095223 02 000	EA	BRACKET-EXHAUST, LOWER - STRAIGHT - W/NUTS - CHEVY PROVIDED PRIOR TO 12-89 FROM: 12-05-89 THRU 99-99-99
7 098608 01 000	EA	PIPE-EXHAUST
086190 01 000	EA	HANGER-EXHAUST, 4" X 1 4" - CHEVY PROVIDED PRIOR TO 12-87 FROM: 12-05-89 THRU 99-99-99

CURTAIN, CUSHION & PAD GROUP



WINDOW TREATMENT

KEY PART NUMBER	U/M DESCRIPTION
1 089058 49 AE6	EA LEG ASM-RIGHT SIDE,GATHERED TRIM,NHOLE(AE6)
1 089058 50 AE6	EA LEG ASM-LEFT SIDE,GATHERED TRIM,NHOLE(AE6)
1 089058 15 AE7	EA LEG ASM-RIGHT SIDE,GATHERED TRIM,NHOLE(AE7)
1 089058 16 AE7	EA LEG ASM-LEFT SIDE,GATHERED TRIM,NHOLE(AE7)
1 089058 55 AE8	EA LEG ASM-RIGHT SIDE,GATHERED TRIM,NHOLE(AE8)
1 089058 56 AE8	EA LEG ASM-LEFT SIDE,GATHERED TRIM,NHOLE(AE8)
1 084756 60 AE6	EA SHADE ASM-PULL-29 25,NO TRIM (AE6,AE7)
1 084756 60 AE8	EA SHADE ASM-PULL-29 25,NO TRIM (AE8)
2 093453 36 AB8	EA VALANCE ASM - GATHERED W/FABRIC TRIM 23.5" (AB8)
2 093453 36 AE7	EA VALANCE ASM - GATHERED W/FABRIC TRIM 23 5" (AE7)
2 093453 37 AB8	EA VALANCE ASM - GATHERED W/FABRIC TRIM 23 5" (AB8)
2 093454 16 AE6	EA CURTAIN ASM - 28" X 12", GATHERED SNAP TOP (AE6) FROM: 00-00-00 THRU: 10-01-89
2 093454 22 AE6	EA CURTAIN ASM -25 5" X 12",GATHERED SNAP TOP (AE6) FROM 10-02-89 THRU: 12-10-89
2 093454 16 AE7	EA CURTAIN ASM - 28" X 12", GATHERED SNAP TOP (AE7) FROM 00-00-00 THRU 10-01-89
2 093454 22 AE7	EA CURTAIN ASM -25 5" X 12",GATHERED SNAP TOP (AE7) FROM 10-02-89 THRU: 12-10-89
2 093454 16 AE8	EA CURTAIN ASM - 28" X 12", GATHERED SNAP TOP (AE8) FROM 00-00-00 THRU 10-01-89
2 093454 22 AE8	EA CURTAIN ASM -25 5" X 12",GATHERED SNAP TOP (AE8) FROM 10-02-89 THRU 12-10-89
2 093454 26 AE1	EA CURTAIN ASM-29" X 12" GATHERED/SNAP TOP (AE6) FROM 12-10-89 THRU 99-99-99
2 093454 26 AE2	EA CURTAIN ASM-29" X 12" GATHERED/SNAP TOP (AE7) FROM 12-10-89 THRU 99-99-99
2 093454 26 AE3	EA CURTAIN ASM-29" X 12" GATHERED/SNAP TOP (AE8)
2 093475 17 05A	EA BLIND-MINI,21" X 27" DROP (AE6,AE7) FROM 00-00-00 THRU: 10-01-89
2 093475 33 03A	EA BLIND-MINI,18 5" WIDE X 24 5" DROP (AE6,AE7)) FROM 10-02-89 THRU: 12-10-89

CURTAIN, CUSHION & PAD GROUP (CONTINUED)

WINDOW TREATMENT CONT

KEY PART NUMBER	U/M DESCRIPTION
2 093475 38 03A	EA BLIND-MINI,19"X27.5" DROP (AE6,AE7) FROM: 12-11-89 THRU 99-99-99
2 093475 17 08A	EA BLIND-MINI,18 5" WIDE X 24 5" DROP (AE7) FROM: 00-00-00 THRU: 10-01-89
2 093475 33 04A	EA BLIND-MINI,18 5" X 24 5" DROP - (AE8) FROM: 10-02-89 THRU: 12-10-89
2 093475 38 04A	EA BLIND-MINI,19" WIDE X 27.5" DROP (AE8) FROM: 12-11-89 THRU 99-99-99
3 089058-35-AE6	EA LEG-WINDOW, FRONT - AE6 - BLUE CONFETTI FROM: 00-00-00 THRU: 09-17-89
3 089058-35-AE7	EA LEG-WINDOW, FRONT - AE7 - MAUVE CONFETTI FROM: 00-00-00 THRU: 03-17-89
3 089058-82-AE8	EA LEG-WINDOW, FRONT - AE8 - SILVER CREAM FROM: 00-00-00 THRU: 09-17-89
3 089058-39-AE6	EA LEG-WINDOW, FRONT - AE6 - BLUE CONFETTI FROM: 09-18-89 THRU: 99-99-99
3 089058-39-AE7	EA LEG-WINDOW, FRONT - AE7 - MAUVE CONFETTI FROM: 09-18-89 THRU: 99-99-99
3 089058-27-AE3	EA LEG-WINDOW, FRONT - AE8 - SILVER CREAM FROM: 09-18-89 THRU: 99-99-99
3 089058-36-AE6	EA LEG-WINDOW, REAR - AE6 - BLUE CONFETTI FROM: 00-00-00 THRU: 09-17-89
3 089058-36-AE7	EA LEG-WINDOW, REAR - AE7 - MAUVE CONFETTI FROM: 00-00-00 THRU 09-17-89
3 089058-83-AE8	EA LEG-WINDOW, REAR - AE8 - SILVER CREAM FROM: 00-00-00 THRU: 09-17-89
3 089058-40-AE6	EA LEG-WINDOW, REAR - AE6 - BLUE CONFETTI FROM: 09-18-89 THRU 99-99-99
3 089058-40-AE7	EA LEG-WINDOW, REAR - AE7 - MAUVE CONFETTI FROM: 09-18-89 THRU: 99-99-99
3 089058-28-AE3	EA LEG-WINDOW, REAR - AE8 - SILVER CREAM FROM: 09-18-89 THRU: 99-99-99
3 093475 21 05A	EA BLIND-MINI,57.5X32DRP (AB6,AE7) FROM: 00-00-00 THRU: 12-03-89
3 093475 21 08A	EA BLIND-MINI,57.5X32DRP (AB8) FROM 00-00-00 THRU: 12-03-89
3 093475 21 01A	EA BLIND-MINI,57.5X32DRP (AB8,AE7) FROM: 12-04-89 THRU 99-99-99
3 093475 21 08A	EA BLIND-MINI,57.5X32DRP (AB8) FROM 12-04-89 THRU 99-99-99
4 093452 02 AD3	EA CURTAIN-W/SNAP TOP,LT 48 X 50
4 077591 09 AE6	EA CURTAIN - 60 X 47 5, VEL TOP,RT USED W/BUNK
4 073304 58 AE6	EA CURTAIN-SNAP TOP W/LINING - 38 X 37 USED W/BUNK
4 073304-29-AE6	EA CURTAIN ASM-64X40,SNAP TOP
4 073304-29-AE7	EA CURTAIN ASM-64X40,SNAP TOP
4 073304-29-AE8	EA CURTAIN ASM-64X40,SNAP TOP
073304 80 AE8	EA CURTAIN-W/SNAP TOP W/LINING, -34 X 82 FROM 00-00-00 THRU 08-13-89
073304 60 AE7	EA CURTAIN-W/SNAP TOP W/LINING, -34 X 82 FROM 00-00-00 THRU 08-13-89
073304 80 AE8	EA CURTAIN-W/SNAP TOP W/LINING, -34 X 82 FROM 00-00-00 THRU 08-13-89
097994 03 AE6	EA CURTAIN W/HOOK TOP 34 X 75 FROM 08-14-89 THRU 99-99-99
097994 03 AE7	EA CURTAIN W/HOOK TOP 34 X 75 FROM 08-14-89 THRU 99-99-99
097994 03 AE8	EA CURTAIN W/HOOK TOP 34 X 75 FROM 08-14-89 THRU 99-99-99

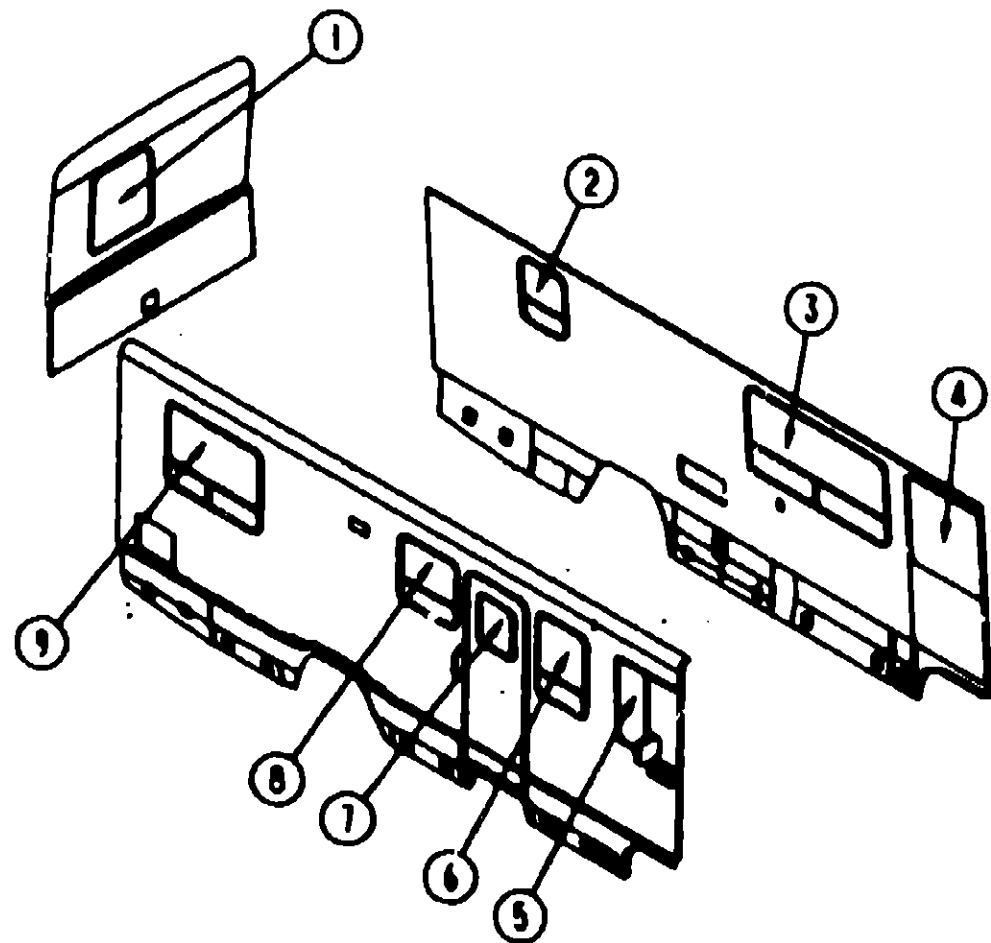
1990 ITASCA
TABLE OF CONTENTS

INTRODUCTION	A-01	A-02
ABBREVIATIONS		A-03
ALPHABETICAL INDEX	A-04	A-06
ICN25RC	A-07	F-12
ICN27RT	F-13	K-16

1990 ICN25RC INDEX

FLOOR PLAN	A-07	A-08
ACCESSORIES	A-09	A-20
BATH	A-21	A-22
BEDROOM	A-23	A-24
CHASSIS	B-01	B-08
C C & PAD	B-09	B-18
DINETTE	B-19	B-22
DRIVERS	B-23	C-02
ELECTRICAL	C-03	C-08
EXTERIOR BODY	C-09	C-20
GALLEY	C-21	D-06
HEATING & A/C	D-07	D-12
INTERIOR FINISH	D-13	D-18
LABEL	D-17	E-02
LP		E-03
LOUNGE		E-04
SEALANTS & FASTENERS	E-05	E-07
WATER & SEWAGE	E-08	E-13
WINDOW, VENT AND EXTERIOR DOOR	E-14	F-12

CURTAIN, CUSHION & PAD GROUP (CONTINUED)



WINDOW TREATMENT CONT

KEY PART NUMBER	U/M DESCRIPTION
5 063452 01 AD3	EA CURTAIN-W/SNAP TOP,RT 48 X 50
5 077501 10 AE6	EA CURTAIN - 60 X 47 S, VEL TOP,LT USED W/BUNK
5 073304 59 AE6	EA CURTAIN-SNAP TOP W/LINING - 36 X 125 USED W/BUNK
6 063454-17-AE6	EA CURTAIN ASM-34X12,GATH SNAP TOP
6 063454-17-AE7	EA CURTAIN ASM-34X12,GATH SNAP TOP
6 063454-17-AE8	EA CURTAIN ASM-34X12,GATH SNAP TOP
6 063475 22 05A	EA BLIND-MINI, 21 X 32 DROP (AB6,AB7) FROM 00-00-00 THRU 12-03-89
6 063475 22 06A	EA BLIND-MINI, 21 X 32 DROP (AB6) FROM 00-00-00 THRU 12-03-89
6 063475 22 01A	EA BLIND-MINI, 21 X 32 DROP (AB6,AB7) FROM 12-04-89 THRU 99-99-99
6 063475 22 07A	EA BLIND-MINI, 21 X 32 DROP (AB6) FROM 12-04-89 THRU 99-99-99
7 064755 57 AE6	EA SHADE PULL-27 25, NO TRIM (AE6,AE7)
7 064755 61 AE3	EA SHADE PULL-27 25, NO TRIM (AE6)
8 063475 03 05A	EA BLIND-MINI,26" WIDE X 25" DROP (AE6) FROM 00-00-00 THRU 11-12-89
8 063475 37 03A	EA BLIND-MINI,26" X 21",DROP (AE6) FROM 11-13-89 THRU 99-99-99
8 063475 03 06A	EA BLIND-MINI,26" WIDE X 25" DROP (AE7) FROM 00-00-00 THRU 11-12-89
8 063475 37 03A	EA BLIND-MINI,26" X 21",DROP (AE7) FROM 11-13-89 THRU 99-99-99
8 063475 03 06A	EA BLIND-MINI,26" WIDE X 25" DROP (AE8) FROM 00-00-00 THRU 11-29-89

CURTAIN, CUSHION & PAD GROUP (CONTINUED)

WINDOW TREATMENT CONT

KEY PART NUMBER	U/M DESCRIPTION
8 063475 37 04A	EA BLIND-MINI,26" X 21",DROP (AE8) FROM: 11-30-89 THRU: 12-03-89
8 063475 37 06A	EA BLIND-MINI,26" X 21",DROP (AE8) FROM: 12-04-89 THRU: 99-99-99
073304 29 AE6	EA CURTAIN ASM - 64" X 40",SNAP TOP
073280 23 AE6	EA TIEBACK ASM- 3" X 18"
9 069058 51 AE6	EA LEG ASM-RIGHT SIDE,GATHERED (AE6)
9 069058 52 AE6	EA LEG ASM-LEFT SIDE,GATHERED (AE6)
9 069058 13 AE7	EA LEG ASM-RIGHT SIDE,GATHERED (AE7)
9 069058 14 AE2	EA LEG ASM-LEFT SIDE,GATHERED (AE7)
9 069058 57 AE8	EA LEG ASM-RIGHT SIDE,GATHERED (AE8)
9 069058 58 AE8	EA LEG ASM-LEFT SIDE,GATHERED (AE8)
9 064755-82-AE1	EA SHADE ASM-PULL-40.25,NO TRIM (AE6,AE7)
9 064755-82-AE3	EA SHADE ASM-PULL-40.25,NO TRIM (AE8)
064481-09-000	EA SHOWER CURTAIN - 71" X 34"
073280 40 AE6	EA TIEBACK ASM-10X18
073280 40 AE7	EA TIEBACK ASM-10X18
073280 40 AE8	EA TIEBACK ASM-10X18
057534-06-000	EA TIEBACK ASM-VINYL,CHESTNUT 6"
073280-23-AD3	EA TIEBACK ASM-3X18 (AE6)
073280-23-AA4	EA TIEBACK ASM-3X18 (AE7)
073280-23-AD4	EA TIEBACK ASM-3X18 (AE8)

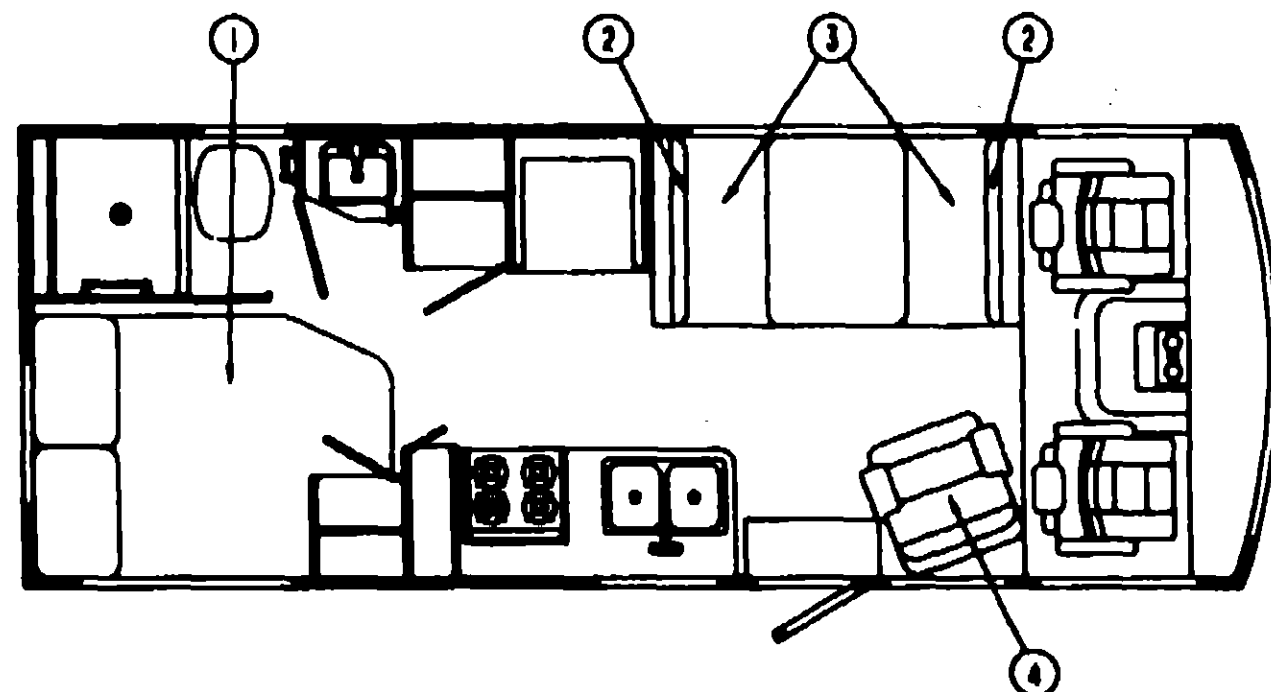
1990 ITASCA
TABLE OF CONTENTS

INTRODUCTION	A-01	A-02
ABBREVIATIONS		A-03
ALPHABETICAL INDEX	A-04	A-05
ICN25RC	A-07	F-12
ICN27RT	F-13	K-16

1990 ICN25RC INDEX

FLOOR PLAN	A-07	A-08
ACCESSORIES	A-09	A-20
BATH	A-21	A-22
BEDROOM	A-23	A-24
CHASSIS	B-01	B-06
C C & PAD	B-09	B-16
DINETTE	B-19	B-22
DRIVERS	B-23	C-02
ELECTRICAL	C-03	C-08
EXTERIOR BODY	C-09	C-20
GALLEY	C-21	D-06
HEATING & A/C	D-07	D-12
INTERIOR FINISH	D-13	D-16
LABEL	D-17	E-02
LP		E-03
LOUNGE		E-04
SEALANTS & FASTENERS	E-05	E-07
WATER & SEWAGE	E-08	E-13
WINDOW, VENT AND EXTERIOR DOOR	E-14	F-12

CURTAIN, CUSHION & PAD GROUP (CONTINUED)



MATTRESS, BEDSPREAD & PILLOW SHAMS

KEY PART NUMBER	U/M DESCRIPTION
1 092371 08 AE6	EA BEDSPREAD-FITTED - W/RUFFLE, 54" L CUT (AE6, AE7)
1 092371 08 AE8	EA BEDSPREAD-FITTED - W/RUFFLE, 54" L CUT (AE8)
1 093505-03-000	EA MATTRESS-INNERSPRING, 54X75
1 081997 05 AE6	EA PILLOW SHAM-W/RUFFLE, 30X26
1 081997 05 AE7	EA PILLOW SHAM-W/RUFFLE, 30X26
1 081997 05 AE8	EA PILLOW SHAM-W/RUFFLE, 30X26

BACKREST CUSHIONS FROM: 00-00-00 THRU: 11-26-89

KEY PART NUMBER	U/M DESCRIPTION
2 088927 50 AE6	EA CUSHION BACKREST-13.5 X 38 X 5 (AE6)
2 088927 50 AE7	EA CUSHION BACKREST-13.5 X 38 X 5 (AE7)
2 088927 40 AE8	EA CUSHION BACKREST-13.5 X 38 X 5 (AE8)
M88927 50 AE6	EA COVER- BACKREST-13.5 X 38 X 5 (AE6)
M88927 50 AE7	EA COVER- BACKREST-13.5 X 38 X 5 (AE7)
M88927 63 AE8	EA COVER- BACKREST-13.5 X 38 X 5 (AE8)

BACKREST CUSHIONS FROM: 11-27-89 THRU: 99-99-99

KEY PART NUMBER	U/M DESCRIPTION
2 088927 64 AE6	EA CUSHION BACKREST-13.5 X 38 X 5 (AE6)
2 088927 64 AE7	EA CUSHION BACKREST-13.5 X 38 X 5 (AE7)
2 088927 63 AE8	EA CUSHION BACKREST-13.5 X 38 X 5 (AE8)
M88927 64 AE6	EA COVER- BACKREST-13.5 X 38 X 5 (AE6)
M88927 64 AE7	EA COVER- BACKREST-13.5 X 38 X 5 (AE7)
M88927 63 AE8	EA COVER- BACKREST-13.5 X 38 X 5 (AE8)

CURTAIN, CUSHION & PAD GROUP (CONTINUED) SEAT CUSHIONS

KEY PART NUMBER	U/M DESCRIPTION
3 088927 51 AE6	EA CUSHION SEAT- 22 X 38 X 5 CELEB.W/SEW LINING (AE6)
3 088927 51 AE7	EA CUSHION SEAT- 22 X 38 X 5 CELEB.W/SEW LINING (AE7)
3 088927 40 AE8	EA CUSHION SEAT- 22 X 38 X 5 HORIZ.W/SEW LINING (AE8)
M88927 51 AE6	EA COVER-SEAT, DINETTE - 22 X 38 X 5 CELEB.W/SEW LINING (AE6)
M88927 51 AE7	EA COVER-SEAT, DINETTE - 22 X 38 X 5 CELEB.W/SEW LINING (AE7)
M88927 40 AE8	EA COVER-SEAT, DINETTE - 22 X 38 X 5 HORIZ.W/SEW LINING (AE8)

PASSENGER SIDE SWIVEL CHAIR

KEY PART NUMBER	U/M DESCRIPTION
4 085059-02-AE6	EA CHAIR ASM-CELEBRITY.W/O BASE OR SKIRT - RECLINER
4 085059-02-AE7	EA CHAIR ASM-CELEBRITY.W/O BASE OR SKIRT - RECLINER
4 085059-02-AE8	EA CHAIR ASM-CELEBRITY.W/O BASE OR SKIRT - RECLINER
M85059-02-AE6	EA COVER-CHAIR ASM-CELEBRITY - RECLINER
M85059-02-AE7	EA COVER-CHAIR ASM-CELEBRITY - RECLINER
M85059-02-AE8	EA COVER-CHAIR ASM-CELEBRITY - RECLINER
085187-02-AE6	EA SKIRT ASM- RECLINER CELEBRITY
085187-02-AE7	EA SKIRT ASM- RECLINER CELEBRITY
085187-02-AE8	EA SKIRT ASM- RECLINER CELEBRITY
089368 01 000	EA CABLE-CHAIR, REMOTE RECLINER
089368 02 000	EA CABLE,REMOTE RECLINER
089368 03 000	EA CABLE,REMOTE SLIDE
089246-02-000	EA ADJUSTER-SEAT/CHAIR, W/O LOCK - FORWARD & BACK
089246-05-700	EA SPRING-ADJUSTER, FOR REMOTE
089246-05-000	EA ADJUSTER-SEAT/CHAIR, W/REMOTE
089246-05-700	EA SPRING-ADJUSTER, FOR REMOTE
089246-05-701	EA CLIP-CABLE, FOR REMOTE
093481-03-000	EA TOP PLATE-PEDESTAL, W/LOCK
093482-01-000	EA SHROUD-PEDESTAL, 13" - PLASTIC - BLACK
093481-02-000	EA BASE-PEDESTAL, W/10" EXTENSION

1990 ITASCA TABLE OF CONTENTS

INTRODUCTION	A-01 - A-02
ABBREVIATIONS	A-03
ALPHABETICAL INDEX	A-04 - A-06
ICN25RC	A-07 - F-12
ICN27RT	F-13 - K-16

1990 ICN25RC INDEX

FLOOR PLAN	A-07 - A-08
ACCESSORIES	A-09 - A-20
BATH	A-21 - A-22
BEDROOM	A-23 - A-24
CHASSIS	B-01 - B-08
C C & PAD	B-09 - B-18
DINETTE	B-19 - B-22
DRIVERS	B-23 - C-02
ELECTRICAL	C-03 - C-08
EXTERIOR BODY	C-09 - C-20
GALLEY	C-21 - D-06
HEATING & A/C	D-07 - D-12
INTERIOR FINISH	D-13 - D-16
LABEL	D-17 - E-02
LP	E-03
LOUNGE	E-04
SEALANTS & FASTENERS	E-05 - E-07
WATER & SEWAGE	E-08 - E-13
WINDOW, VENT AND EXTERIOR DOOR	E-14 - F-12

CURTAIN, CUSHION & PAD GROUP (CONTINUED)

BUNK CUSHION

KEY PART NUMBER	U/M DESCRIPTION
079145-05-000	EA CUSHION-BUNK
M79145-05-000	EA COVER, CUSHION - BUNK

CURTAIN TRACKS AND HARDWARE

KEY PART NUMBER	U/M DESCRIPTION
097919-04-01A	EA TRACK-CURTAIN, WRAPAROUND - DRIVER - OFF WHITE
097919-03-01A	EA TRACK-CURTAIN, WRAPAROUND - PASSENGER - OFF WHITE
009107-01-000	EA GUIDE-NYLON-SNAP
097625-01-000	EA HOOK-DRAPERY
048394-02-000	YD VELCRO TAPE-HOOK, ADHESIVE BACK - .75' WIDE - BEIGE
088792-03-000	YD VELCRO LOOP, .75' WIDE - BEIGE
088792-01-000	YD VELCRO HOOK, .75' WIDE - BEIGE
029092-01-000	EA STUD-NICKEL FINISH-8031
029093-01-000	EA EYELET-NICKEL FINISH-8041
029094-04-000	YD TAPE-LOOP, 1.0 WIDE, BLACK
029094-05-000	YD TAPE-LOOP, .50 WIDE, BEIGE
029095-03-000	YD TAPE-HOOK, 1.0 WIDE, BLACK
088278-01-000	EA TAPE-DOUBLE SIDED, 1/2"
087253-01-000	EA PULL-ROLLER SHADE, PLASTIC - CLEAR
098843-01-000	EA SPRING-REWIND, ROLLER SHADE
084434-01-000	EA BRACKET-MOUNTING, ROLLER SHADE - 1 3/8"
089916-01-000	EA MOUNT-WINDOW LEG, BLACK
083170-01-000	EA BRACKET-BLIND, REAR
083170-02-000	EA BRACKET-BLIND, FRONT
097585-01-000	EA BRACKET-MOUNTING, BLIND
093475-01-700	EA WAND-BLIND, W/METAL CLIP - 8" LONG
093475-01-701	EA END CAP-BLIND, W/STUD
095591-02-000	EA BRACKET-BLIND, HOLD-DOWN - W/PIN
048867-01-000	EA GROMMET-BRASS - 7/16" ID X 1" OD
059797-02-000	EA SHELL-BUTTON, PLASTIC - # 30
069734-01-000	EA BACK-BUTTON, DURASNAP - # 30
078155-01-000	EA STRAP-BACK CUSHION, SNAP
029155-01-000	EA CAP-SNAP, NICKEL
029156-01-000	EA SOCKET-SNAP FASTENER, NICKEL
076827-01-000	EA BRACKET-CURTAIN, WOVENWOOD RT
076827-02-000	EA BRACKET-CURTAIN, WOVENWOOD

CURTAIN, CUSHION & PAD GROUP (CONTINUED)

FLOOR COVERINGS & COMPONENTS

KEY PART NUMBER	U/M DESCRIPTION
098080-11-000	SY CARPET AE6
098080-03-000	SY CARPET AE7
098080-08-000	SY CARPET AE8
	FROM: 00-00-00 THRU: 07-22-89
098080-06-000	SY CARPET AE8
	FROM: 07-23-89 THRU: 99-99-99
093486-01-000	SY CARPET-COMPARTMENT, 54" WIDE - DARK GRAY
042720-08-000	SY VINYL-GALLEY FLOOR
075233-01-000	SY PAD-CARPET, 3/8" X 6"
076314-02-000	FT TAPE-CARPET SEAM, HEAT-BOND

SEATBELT

KEY PART NUMBER	U/M DESCRIPTION
007021-01-000	EA BELT-SEAT, 2' X 90" - BLACK
057759-01-000	EA WASHER BRACKET-SEAT BELT, 4" DIAMETER
000039-08-008	EA NUT-HEX, SER FLG LK - 3/8-16 ZN

1990 ITASCA
TABLE OF CONTENTS

INTRODUCTION	A-01	A-02
ABBREVIATIONS		A-03
ALPHABETICAL INDEX	A-04	A-06
ICN25RC	A-07	F-12
ICN27RT	F-13	K-16

1990 ICN25RC INDEX

FLOOR PLAN	A-07	A-08
ACCESSORIES	A-09	A-20
BATH	A-21	A-22
BEDROOM	A-23	A-24
CHASSIS	B-01	B-08
C C & PAD	B-09	B-18
DINETTE	B-19	B-22
DRIVERS	B-23	C-02
ELECTRICAL	C-03	C-08
EXTERIOR BODY	C-09	C-20
GALLEY	C-21	D-08
HEATING & A/C	D-07	D-12
INTERIOR FINISH	D-13	D-16
LABEL	D-17	E-02
LP		E-03
LOUNGE		E-04
SEALANTS & FASTENERS	E-05	E-07
WATER & SEWAGE	E-08	E-13
WINDOW, VENT AND		
EXTERIOR DOOR	E-14	F-12

CURTAIN, CUSHION & PAD GROUP (CONTINUED)

DRIVER & PASSENGER BUCKET SEATS

KEY PART NUMBER	U/M	DESCRIPTION
093456 05 AE6	EA	SEAT-ROYALE II,W/HEADREST
093456 05 AE7	EA	SEAT-ROYALE II,W/HEADREST
093456 05 AE8	EA	SEAT-ROYALE II,W/HEADREST
093456 06 AE8	EA	SEAT-ROYALE II,W/HEADREST
FROM 09-18-89 THRU: 99-99-99		
M03445 18 AE8	EA	COVER ASM-ROYALE II,SEAT
M03445 18 AE7	EA	COVER ASM-ROYALE II,SEAT
M03445 18 AE8	EA	COVER ASM-ROYALE II,SEAT
FROM 00-00-00 THRU: 09-17-89		
M03445 05 AE8	EA	COVER ASM-ROYALE II,SEAT
FROM 09-18-89 THRU: 99-99-99		
M03445 19 AE8	EA	COVER ASM-ROYALE II,BACK
M03445 19 AE7	EA	COVER ASM-ROYALE II,BACK
M03445 19 AE8	EA	COVER ASM-ROYALE II,BACK
FROM 09-18-89 THRU: 99-99-99		
M03445 06 AE8	EA	COVER ASM-ROYALE II,BACK
FROM 00-00-00 THRU: 09-17-89		
080243 32 AA1	EA	ARMREST ASM-RT,ROYALE (AE6,AE8)
M80243 32 AA1	EA	COVER ASM-ARM,RT,ROYALE (AE6,AE8)
080243 33 AA1	EA	ARMREST ASM-LT,ROYALE (AE6,AE8)
M80243 33 AA1	EA	COVER ASM-ARM,Lt,ROYALE (AE6,AE8)
080243 32 AD1	EA	ARMREST ASM-RT,ROYALE (AE7)
M80243 32 AD1	EA	COVER ASM-ARM,RT,ROYALE (AE7)
080243 33 AD1	EA	ARMREST ASM-LT,ROYALE (AE7)
M80243 33 AD1	EA	COVER ASM-ARM,Lt,ROYALE (AE7)
085268 02 AE6	EA	HEADREST ASM-STRATON (AE6)
M85268-02-AE6	EA	COVER ASM-HEADREST,STRATON (AE6)
085268 02 AE7	EA	HEADREST ASM-STRATON (AE7)
M85268-02-AE7	EA	COVER ASM-HEADREST,STRATON (AE7)
085268 02 AE8	EA	HEADREST ASM-STRATON (AE8)
FROM 09-18-89 THRU: 99-99-99		
M85268-02-AE8	EA	COVER ASM-HEADREST,STRATON (AE8)
FROM 09-18-89 THRU: 99-99-99		
085268 01 AA1	EA	HEADREST ASM-STRATON (AE8)
FROM 00-00-00 THRU: 09-17-89		
M85268-01-AA1	EA	COVER ASM-HEADREST,STRATON (AE8)
FROM 00-00-00 THRU: 09-17-89		
071126 24 AA1	EA	SKIRT ASM-(AE6,AE8)
M71126 24 AA1	EA	COVER ASM-SKIRT-(AE6,AE8)
071126 24 AD1	EA	SKIRT ASM-SGL-(AE7)
M71126 24 AD1	EA	COVER ASM-SKIRT-(AE7)
081361-01-000	EA	ROD-ARMREST, METAL
080388-04-000	EA	FRAME-CAPLE, REMOTE SWIVEL
089246-02-000	EA	ADJUSTER-BUCKET SEAT W/O LOCK, FORWARD AND BACK
089246-05-700	EA	SPRING-ADJUSTER, FOR REMOTE
089246-01-000	EA	ADJUSTER-SEAT/CHAIR, W/LOCK
089585-29-000	EA	BAR-SEAT BELT, BUCKET SEATS - 20"
093481 02 000	EA	PEDESTAL-10" SUB-PLATE
093481-03-000	EA	TOP PLATE-PEDESTAL, BUCKET SEAT - W/O SEATBELT BAR
089585-08-000	EA	BASE-BUCKET SEAT, BOLTS TO FLOOR - VERTICAL 8"
082759-01-000	EA	PEDESTAL-TELESCOPING, PASSENGER
082759-01-700	EA	POWER HEAD F/TELESCOPING PEDESTAL
082759-02-000	EA	PEDESTAL-TELESCOPING
091980-01-01A	EA	SEAT BELT-SHOULDER HARNESS - DRIVERS/PASSENGERS - BLACK
091980-01-700	EA	BOLT COVER
091980-02-01A	EA	BRACKET-SEAT BELT, DRIVERS - FLOOR MOUNT
081268-01-000	EA	CHANNEL-ASM-ARMREST,RH
081268-02-000	EA	CHANNEL-ASM-ARMREST,LH
080730-02-000	EA	RECLINER-SEAT BACK LH

CURTAIN, CUSHION & PAD GROUP (CONTINUED)

FABRICS AND TRIMS

KEY PART NUMBER	U/M	DESCRIPTION
096008-28-000	YD	FABRIC-PLAIN ACCENT UPHOLSTERY - - 54" BLUE/DESERT (AE6,AE8)
096008-18-000	YD	FABRIC-UPHOLSTERY,MAIN - BLUE (AE6)
096008-37-000	YD	FABRIC-UPHOLSTERY,PATTERN ACCENT - BLUE (AE6)
096008-19-000	YD	FABRIC-UPHOLSTERY,MAIN - MAUVE (AE7)
096008-23-000	YD	FABRIC-UPHOLSTERY,PATTERN ACCENT - MAUVE (AE7)
096008-30-000	YD	FABRIC-UPHOLSTERY,PLAIN ACCENT - ROSE (AE7)
096008-20-000	YD	FABRIC-UPHOLSTERY,MAIN - DESERT (AE8)
096008-35-000	YD	FABRIC-UPHOLSTERY, (STEEL BLUE) (AE8)
072333-70-000	YD	FABRIC-DRAPERY,CHROME (AE6,AE8)
072333-71-000	YD	FABRIC-DRAPERY,CHANTILLY,(ROSE) (AE6,AE7)
072333-72-000	YD	FABRIC-DRAPERY,SUEDE (AE8)
088273-41-000	YD	FABRIC-BEDSPREAD,ICE (AE6,AE7)
088273-40-000	YD	FABRIC-BEDSPREAD,#31 NATURAL (AE8)
077484-01-000	YD	VINYL-SMOKE (AE6,AE7,AE8)
079680-01-000	YD	VINYL-BEIGE 54" WIDE (AE6,AE7,AE8)
079680-09-000	YD	VINYL-OFF WHITE 54" WIDE (AE6,AE7,AE8)
075244-02-000	YD	VINYL-SHOWER CURTAIN LINER
103907-01-01A	YD	VINYL-EXPANDED MADRID O/W
079680-01-000	YD	VINYL-EXPANDED 28 OZ BUCKSKN
079349-03-AE8	YD	WELT ASM-PATTERNED ACCENT (AE6)
079349-01-AD1	YD	WELT ASM-ACCENT FABRIC (AE7)
079349-03-AE7	YD	WELT ASM-PATTERNED ACCENT (AE7)
079349-01-AA1	YD	WELT ASM-ACCENT FABRIC (AE6)
079349-04-AA1	YD	WELT ASM-NARROW,ACCENT (AE8)
079349-01-AA1	YD	WELT ASM-ACCENT FABRIC (AE6,AE8)
088273-42-000	SY	FABRIC - BLACKOUT & WRAPAROUND - PARCHMENT
087272-01-000	YD	DRAPERY LINING-48" IVORY
081926-01-000	YD	BACKING-QUILTING,MATTRESS COVER-WHITE
029012-01-000	BF	FOAM-ROLLED-3/8" - 72" WIDE
088792-01-000	YD	VELCRO-5/8" HOOK, NON-ADHESIVE
088792-02-000	YD	VELCRO-3/4" LOOP ADHESIVE

1990 ITASCA

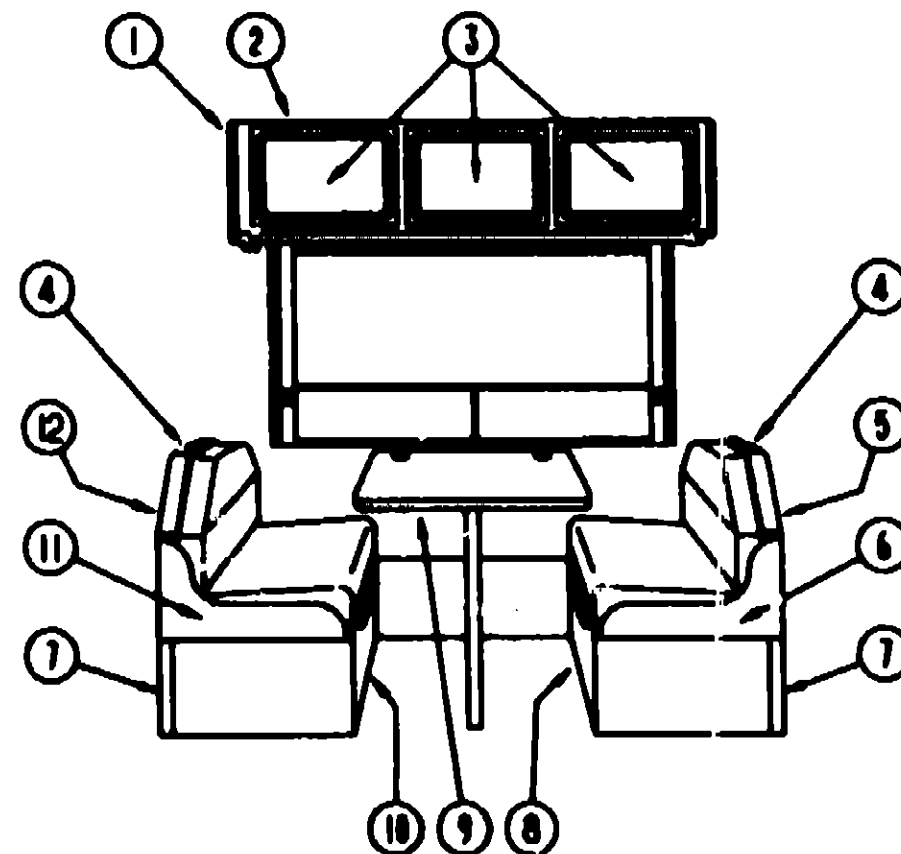
TABLE OF CONTENTS

INTRODUCTION	A-01	A-02
ABBREVIATIONS		A-03
ALPHABETICAL INDEX	A-04	A-06
ICN25RC	A-07	F-12
ICN27RT	F-13	K-16

1990 ICN25RC INDEX

FLOOR PLAN	A-07	A-08
ACCESSORIES	A-09	A-20
BATH	A-21	A-22
BEDROOM	A-23	A-24
CHASSIS	B-01	B-08
C C & PAD	B-09	B-18
DINETTE	B-19	B-22
DRIVERS	B-23	C-02
ELECTRICAL	C-03	C-08
EXTERIOR BODY	C-09	C-20
GALLEY	C-21	D-08
HEATING & A/C	D-07	D-12
INTERIOR FINISH	D-13	D-18
LABEL	D-17	E-02
LP		E-03
LOUNGE		E-04
SEALANTS & FASTENERS	E-05	E-07
WATER & SEWAGE	E-08	E-13
WINDOW, VENT AND		
EXTERIOR DOOR	E-14	F-12

DINETTE GROUP



KEY PART NUMBER

1	082747-01-Y10
2	M07072-01-AE6
3	M88304-A9-X08
4	088454-01-AC1
4	088454-01-AF2
4	088454-01-AE8
4	088454-01-AC2
5	M04089-04-AB6
6	088432-01-AC2
6	088432-01-AF2
6	088432-01-AE8
6	088432-01-AC2
7	088433-01-AC2
7	088433-01-AF2
7	088433-01-AE8
7	088433-01-AC2
8	M04070-04-AB6
9	M02115-09-AA9
9	M02115-09-AA0
10	M04070-05-AB6
11	088432-02-AC2
11	088432-02-AF2
11	088432-02-AE8
11	088432-02-AC2
12	M04089-05-AB6
	070578-01-AC2
	070578-01-AE5
	070578-01-AC2
	070578-11-Y15
	070578-01-AE5
	081295-01-U01

DINETTE GROUP (CONTINUED)

OVERHEAD CABINET W/LIGHT, SPEAKER & RECEPTACLE

U/M DESCRIPTION

EA	END CAP - FRONT - OVERHEAD CABINET
EA	CABINET-OVERHEAD, DINETTE - W/O DOORS OR HARDWARE
EA	DOOR-CABINET, W/O HARDWARE - 14.4" X 21.9"
EA	PAD-BACKREST TOP, DINETTE (AE6)
EA	PAD-BACKREST TOP, DINETTE (AE7)
EA	PAD-BACKREST TOP, DINETTE (AE8)
FROM: 00-00-00 THRU: 09-17-89	
EA	PAD-BACKREST TOP, DINETTE (AE8)
FROM: 09-18-89 THRU: 99-99-99	
EA	CABINET-BACKREST, FRONT - W/O DOORS OR HARDWARE
EA	PAD-SEAT EDGE, DINETTE - FRONT (AE6)
EA	PAD-SEAT EDGE, DINETTE - FRONT (AE7)
EA	PAD-SEAT EDGE, DINETTE - FRONT (AE8)
FROM: 00-00-00 THRU: 09-17-89	
EA	PAD-SEAT EDGE, DINETTE - FRONT (AE8)
FROM: 09-18-89 THRU: 99-99-99	
EA	PAD-SEATBASE EDGE, DINETTE (AE6)
EA	PAD-SEATBASE EDGE, DINETTE (AE7)
EA	PAD-SEATBASE EDGE, DINETTE (AE8)
FROM: 00-00-00 THRU: 09-17-89	
EA	PAD-SEATBASE EDGE, DINETTE (AE8)
FROM: 09-18-89 THRU: 99-99-99	
EA	CABINET-SEATBASE, FRONT - W/O DOORS OR HARDWARE OR SEAT PADS
EA	TABLE-DINETTE, W/O HARDWARE (AE6, AE7)
EA	TABLE-DINETTE, W/O HARDWARE (AE8)
EA	CABINET-SEATBASE, REAR - W/O DOORS OR HARDWARE OR SEAT PADS
EA	PAD-SEAT EDGE, DINETTE - REAR (AE6)
EA	PAD-SEAT EDGE, DINETTE - REAR (AE7)
EA	PAD-SEAT EDGE, DINETTE - REAR (AE8)
FROM: 00-00-00 THRU: 09-17-89	
EA	PAD-SEAT EDGE, DINETTE - REAR (AE8)
FROM: 09-18-89 THRU: 99-99-99	
EA	CABINET-BACKREST, REAR - W/O DOORS OR HARDWARE
EA	BUTTON-SCREW STUD, #30 (AE6, AE8)
EA	BUTTON-SCREW STUD, #30 (AE7)
EA	BUTTON-SCREW STUD, #30 (AE6, AE8)
EA	BUTTON ASM, #30 (AE6, AE8)
EA	BUTTON-SCREW STUD, #30 (AE7)
EA	SUPPORT-BED, DINETTE, 712 LG

1990 ITASCA

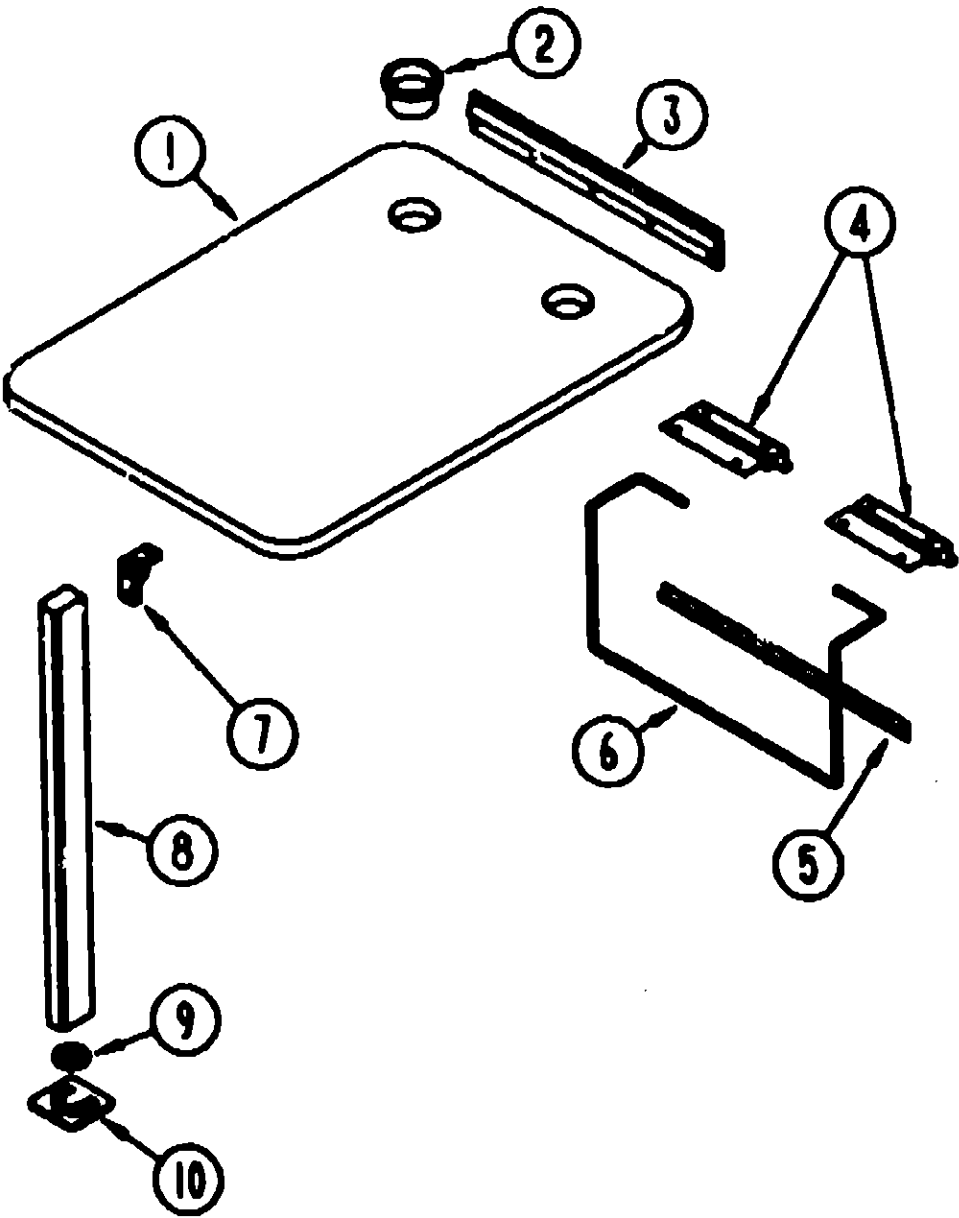
TABLE OF CONTENTS

INTRODUCTION	A-01 - A-02
ABBREVIATIONS	A-03
ALPHABETICAL INDEX	A-04 - A-06
ICN25RC	A-07 - F-12
ICN27RT	F-13 - K-16

1990 ICN25RC INDEX

FLOOR PLAN	A-07 - A-08
ACCESSORIES	A-09 - A-20
BATH	A-21 - A-22
BEDROOM	A-23 - A-24
CHASSIS	B-01 - B-08
C C & PAD	B-09 - B-18
DINETTE	B-19 - B-22
DRIVERS	B-23 - C-02
ELECTRICAL	C-03 - C-08
EXTERIOR BODY	C-09 - C-20
GALLEY	C-21 - D-06
HEATING & A/C	D-07 - D-12
INTERIOR FINISH	D-13 - D-16
LABEL	D-17 - E-02
LP	E-03
LOUNGE	E-04
SEALANTS & FASTENERS	E-05 - E-07
WATER & SEWAGE	E-08 - E-13
WINDOW, VENT AND EXTERIOR DOOR	E-14 - F-12

DINETTE GROUP (CONTINUED)



KEY PART NUMBER	U/M DESCRIPTION
1 M02115-00-AA9	EA TABLE-DINETTE, W/O HARDWARE (AB6, AB7)
1 M02115-00-AA8	EA TABLE-DINETTE, W/O HARDWARE
004354-01-000	EA BUMPER-CABINET DOOR, RUBBER - BROWN
2 064781-05-000	EA HOLDER-CUP, TWO STEP - BEIGE
3 053200-05-000	EA SUPPORT-TABLE, 23 5", BEIGE
4 088410-01-000	EA BRACKET-LIFT, TABLE MOUNTED - BEIGE
5 024281-07-000	EA BRACKET-LIFT ROD, LOWER WALL MOUNTED - BEIGE
6 024275-05-000	EA ROD-TABLE LIFT, BEIGE
7 093550-01-000	EA BRACKET-FOLDING LEG
8 092708-01-Y15	EA LEG-TABLE
9 092593-01-04A	EA CATCH-TABLE LEG, BEIGE
10 049493-08-000	EA FLOOR CATCH - TABLE LEG - TAN

DINETTE TABLE & COMPONENTS

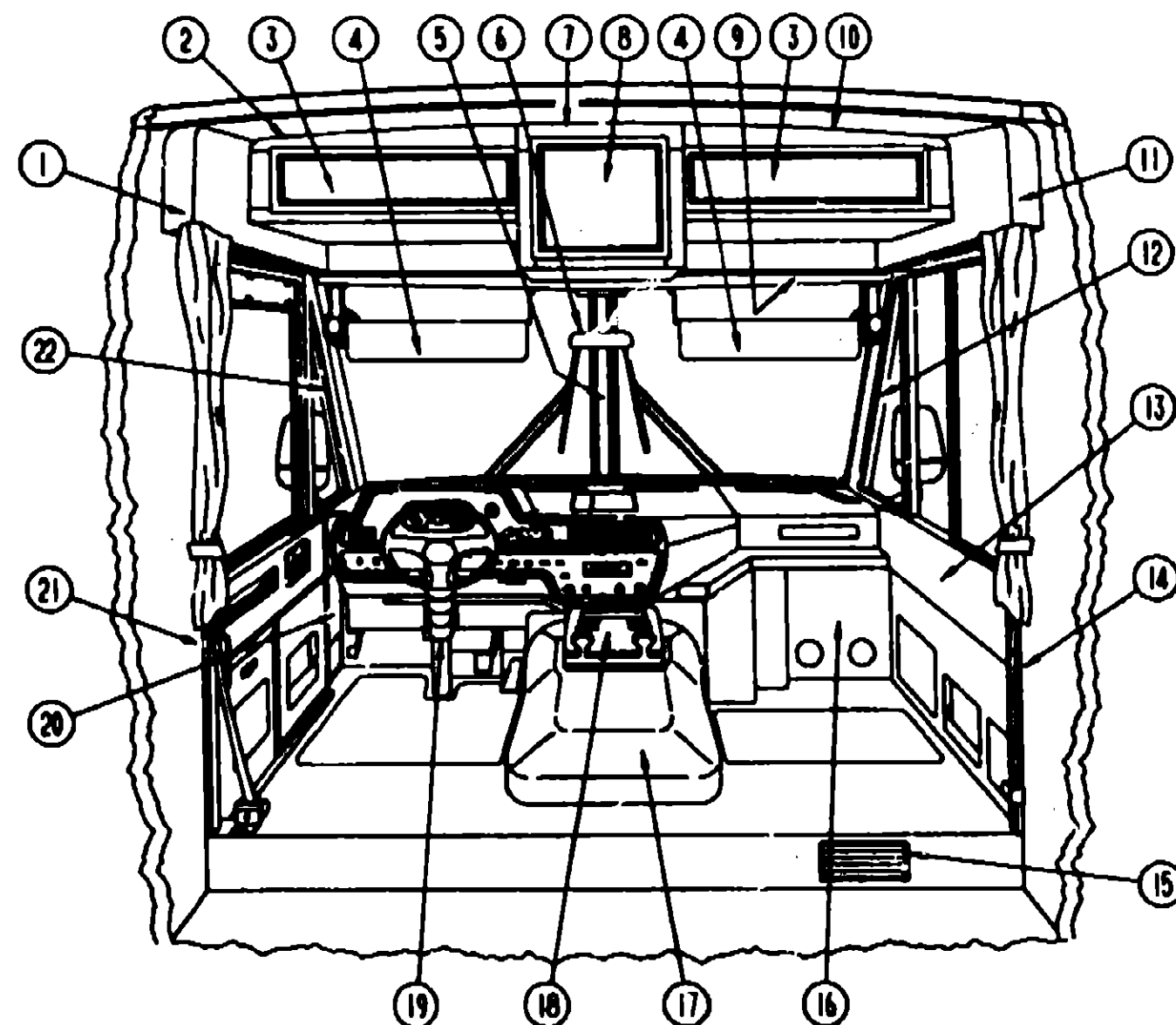
1990 ITASCA
TABLE OF CONTENTS

INTRODUCTION	A-01 - A-02
ABBREVIATIONS	A-03
ALPHABETICAL INDEX	A-04 - A-08
ICN25RC	A-07 - F-12
ICN27RT	F-13 - K-16

1990 ICN25RC INDEX

FLOOR PLAN	A-07 - A-08
ACCESSORIES	A-09 - A-20
BATH	A-21 - A-22
BEDROOM	A-23 - A-24
CHASSIS	B-01 - B-06
C C & PAD	B-09 - B-18
DINETTE	B-19 - B-22
DRIVERS	B-23 - C-02
ELECTRICAL	C-03 - C-08
EXTERIOR BODY	C-09 - C-20
GALLEY	C-21 - D-06
HEATING & A/C	D-07 - D-12
INTERIOR FINISH	D-13 - D-16
LABEL	D-17 - E-02
LP	F-03
LOUNGE	E-04
SEALANTS & FASTENERS	E-05 - E-07
WATER & SEWAGE	E-08 - E-13
WINDOW, VENT AND	
EXTERIOR DOOR	E-14 - F-12

DRIVERS COMPARTMENT GROUP



DRIVERS COMPARTMENT

KEY PART NUMBER	U/M DESCRIPTION
1 092471-02-01A	EA TRIM-SIDE, UPPER DRIVER - OFF WHITE - 33 1/4"
1 092472-01-01A	EA TRIM-SIDE, LOWER - DR & PASS - 15.5" LONG - OFF WHITE
2 M97189-02-AB6	EA CABINET ASM-OVERHEAD, FRONT, LEFT
3 M88304-03-X78	EA DOOR ASM. - W/O HARDWARE, 180 MM X 640 MM
4 082286-05-Y35	EA SUNVISOR-DRIVER OR PASSENGER - OFF WHITE
000G39-10-12D	EA SCREW-SF/DR, 10-16 X 3/4 PPH - BLACK
007211 01-000	EA HINGE-SUNVISOR
074012-01-000	EA CLIP-SUNVISOR, SQUARE - PINCH ON
085709-01-000	EA MOUNT-SUNVISOR, CLIP TYPE - BLACK
083153-01-000	EA MIRROR-SUNVISOR, 3.5X7"
5 077114-08-000	EA COVER-CENTER PILLAR, WINDSHIELD - GRAY
5 077114-02-000	EA COVER-CENTER PILLAR, WINDSHIELD - GRAY - UNCUT
6 040714-01-700	EA MIRROR INSIDE REAR VIEW KIT
7 M98974-01-AE6	EA CABINET ASM., CENTER OVERHEAD
7 098974-01-AE6	EA CABINET ASM., TV CENTER OVERHEAD
8 M88304-E2-AB6	EA DOOR ASM. - CENTER OVERHEAD W/O HARDWARE, 290 MM X 0410 MM
9 093884-01-700	EA HEADLINER-FRONT, PLASTIC - OFF WHITE
10 M97189-01-AE6	EA CABINET ASM-OVERHEAD, FRONT, RIGHT

DRIVERS COMPARTMENT GROUP (CONTINUED)

DRIVERS COMPARTMENT CONT

KEY PART NUMBER	U/M DESCRIPTION
11 092471-01-01A	EA TRIM-SIDE, UPPER PASSENGER - OFF WHITE - 33 1/4"
11 092472-01-01A	EA TRIM-SIDE, LOWER - DR & PASS - 15.5" LONG - OFF WHITE
12 092584-01-02A	EA COVER-A PILLAR, PASSENGER - GRAY
13 092582-01-02A	EA PANEL-KICK, LOWER PASSENGER SIDE - GRAY
14 097240-01-01A	EA COVER-B PILLAR, PASS - 58" X 2.1" - PLASTIC - OFF WHITE
092585-01-02A	EA COVER-HINGE PILLAR, PASSENGER - GRAY
15 093814-01-01A	EA GRILLE-RETURN AIR, FURNACE - 15.6" X 7.6" - BROWN
16 095757-01-A26	EA COVER-HEATER, W/2 LOUVERED OUTLETS - 10.2" X 17.5" - AE6
16 095757-01-A27	EA COVER-HEATER, W/2 LOUVERED OUTLETS - 10.2" X 17.5" - AE7
16 095757-01-AE8	EA COVER-HEATER, W/2 LOUVERED OUTLETS - 10.2" X 17.5" - AE8
17 097552-01-000	EA COVER-MOTOR W/O CARPET
075564-01-000	EA BRACKET-MOUNTING, MOTOR COVER
092406-01-000	EA TRIM-MOTOR COVER, ALUMINUM
039823-01-000	FT SEAL-MOTOR COVER, RUBBER BULB TYPE - BLACK
18 098132-01-AB6	EA TRAY-BEVERAGE, WOOD
098911-01-01A	EA INSERT-BEVERAGE TRAY
098280-01-01A	EA INSERT-BEVERAGE TRAY, ROUND BLACK RUBBER
M04032-01-AB1	EA DOWEL-WOOD STAINED
19 078245 01 000	EA BOOT-STEERING COLUMN
20 092583-02-02A	EA PANEL-KICK, LOWER DRIVER SIDE - GRAY
21 097239-01-01A	EA COVER-B PILLAR, DR - 58" X 2.2" - PLASTIC - OFF WHITE
091990-01-01A	EA SEAT BELT-SHOULDER HARNESS - DRIVERS/PASSENGERS - BLACK
091990-01-700	EA BOLT COVER
091990-02-01A	EA BRACKET-SEAT BELT, DRIVERS - FLOOR MOUNT
092585-02-02A	EA COVER-HINGE PILLAR, DRIVER - GRAY
093899-02-000	EA PLATE-STRIKER BOLT
22 092584-02-02A	EA COVER-A PILLAR, DRIVER - GRAY
091990-01-01A	EA SEAT BELT-SHOULDER HARNESS - DRIVERS/PASSENGERS - BLACK
091990-01-700	EA COVER-BOLT, SEATBELT - BLACK
081201-02-000	EA MAT-FLOOR, FRONT - DRIVER
081202-02-000	EA MAT-FLOOR, FRONT - PASSENGER
093680-01-000	EA LOCKBOX ASM
093601-01-000	EA LOCK-SECURITY LOCK BOX

CANADIAN OPTION L265, L27E

KEY PART NUMBER	U/M DESCRIPTION
094796-01-000	EA CLUSTER-INSTRUMENT PANEL, KILOMETERS - GAS - GM# 25088535 FROM: 00-00-00 THRU: 11-04-90
094796-03-000	EA CLUSTER-INSTRUMENT PANEL, KILOMETERS - GAS - GM# 16138135 FROM: 11-05-90 THRU: 99-99-99
100158-01-000	EA WIRE ASM-DAYTIME RUNNING LIGHTS
100159-01-000	EA WIRE ASM-DAYTIME RUNNING LIGHTS, W/FUSE

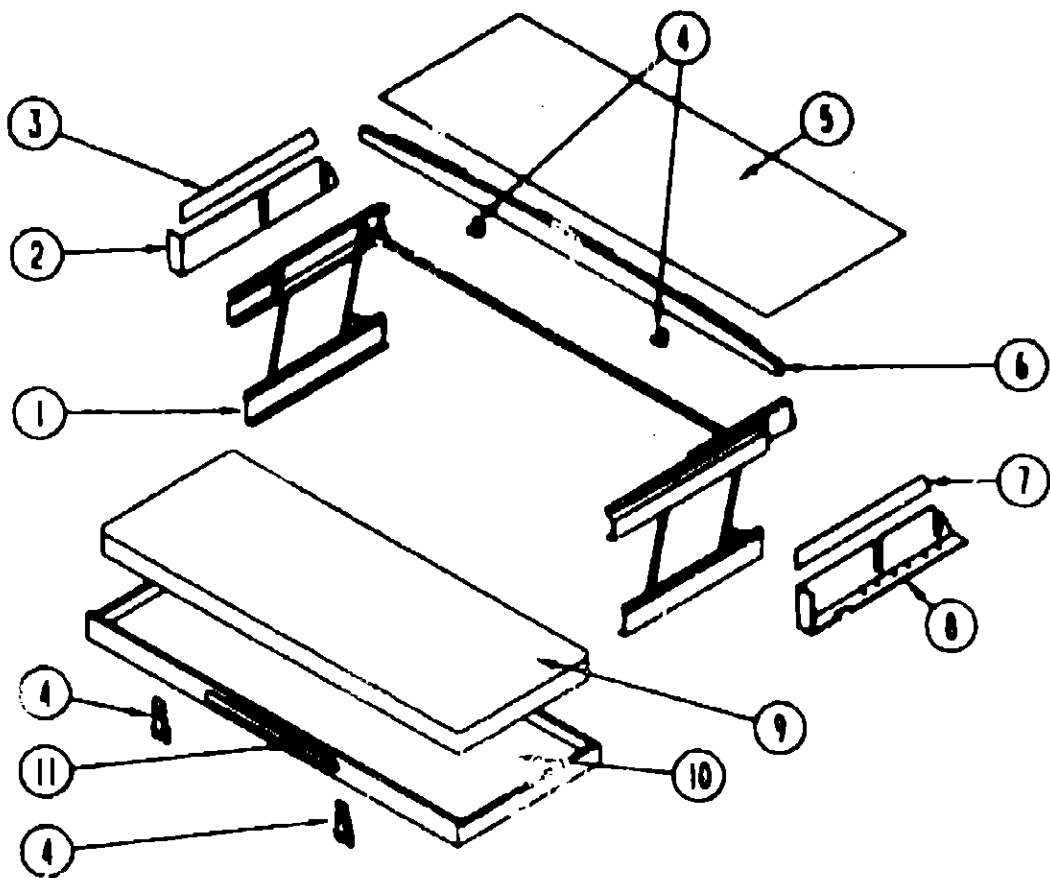
1990 ITASCA TABLE OF CONTENTS

INTRODUCTION	A-01 - A-02
ABBREVIATIONS	A-03
ALPHABETICAL INDEX	A-04 - A-06
ICN25RC	A-07 - F-12
ICN27RT	F-13 - K-16

1990 ICN25RC INDEX

FLOOR PLAN	A-07 - A-08
ACCESSORIES	A-09 - A-20
BATH	A-21 - A-22
BEDROOM	A-23 - A-24
CHASSIS	B-01 - B-06
C C & PAD	B-09 - B-18
DINETTE	B-19 - B-22
DRIVERS	B-23 - C-02
ELECTRICAL	C-03 - C-06
EXTERIOR BODY	C-09 - C-20
GALLEY	C-21 - D-06
HEATING & A/C	D-07 - D-12
INTERIOR FINISH	D-13 - D-16
LABEL	D-17 - E-02
LP	E-03
LOUNGE	E-04
SEALANTS & FASTENERS	E-05 - E-07
WATER & SEWAGE	E-08 - E-13
WINDOW, VENT AND EXTERIOR DOOR	E-14 - F-12

DRIVERS COMPARTMENT GROUP (CONTINUED)



FRONT BUNK-SINGLE

KEY PART NUMBER	U/M DESCRIPTION
1 076760-02-000	EA BUNK HARDWARE
076760-02-700	EA SPRING-GAS BUNK HARDWARE
2 092471-02-01A	EA TRIM-SIDE, UPPER DRIVER - OFF WHITE - 33 1/4"
3 092472-02-01A	EA TRIM-SIDE, SIDE - LOWER DR & PASS - 15 5" LONG - OFF WHITE
4 042541-04-700	EA LATCH ASM-W/STRIKE, (2 SETS) - BRASS
042541-04-000	EA LATCH ASM - W/O STRIKE, BRASS
042541-05-000	EA STRIKE-BRASS
092471-04-01A	EA TRIM-OVERHEAD DRIVER SIDE - OFF WHITE
049465-04-000	EA SCREW, 10-16 X 1 PTH W/WASHER - BEIGE
075943-02-000	EA BRACE-ANGLE, W/HOLES - 1" X 1 5" X 14" - ALUMINUM - BEIGE
5 074497-10-000	SF PANELING-CEILING 4' X 8' - INCREMENTS OF 32 SF
093884-01-700	EA HEADLINER-FRONT, PLASTIC - OFF WHITE
6 M93055-01-Y12	EA BOARD BUNK, TRIM - CEILING MOUNTED
016604-03-000	EA BRACE-ANGLED, 2 5" - BEIGE
7 092472-01-01A	EA TRIM-SIDE, LOWER - DR & PASS - 15 5" LONG - OFF WHITE
8 092471-02-01A	EA TRIM-SIDE, UPPER PASSENGER - OFF WHITE - 33 1/4"
9 079145-05-000	EA CUSHION-BUNK, OVERHEAD - 30" X 73" X 4"
M79145-05-000	EA COVER-BUNK CUSHION OVERHEAD - 30" X 73" X 4"
10 081717-04-Y12	EA BED-BUNK FRONT
11 094658-01-Y12	EA HANDLE-BUNK, OAK

DRIVERS COMPARTMENT GROUP (CONTINUED)

DASH & COMPONENTS

KEY PART NUMBER	U/M DESCRIPTION
076867-01-000	EA BRACKET-V, LIPPED - 3 5" X 1" - STEEL - W/O SCREW HOLES
076867-02-000	EA BRACKET-V, LIPPED - 3 4" X 1" - STEEL - W/SCREW HOLES
076872-01-000	EA BRACKET-V, LIPPED - 2 7" X 1" - STEEL - W/O SCREW HOLES
077001-01-000	EA ANGLE-MOUNTING, ROOF PANEL - V ANGLE - 3" X 2 4" X 1 5"
024990-01-000	EA OUTLET-DEFROSTER, WITH SWIVEL - 2" - TAN
076783-02-000	EA LOUVER/BEZEL-BLACK, 2 1/2"
076788-02-000	EA CYLINDER-CARDBOARD, LAMP
076788-03-000	EA LAMP PLATE
076788-04-000	EA LAMP PLATE-TURN SIGNAL
076797-02-000	EA PANEL-INSTRUMENT, W/LOUVER CUTOUT 15 5" X 2 5" BLACK-PASSENGER SIDE
079384-01-000	EA SWITCH-ON/OFF ROCKER, BROWN
077031-01-000	EA FILM-BLACK, 1" X 1 75"
077031-02-000	EA FILM-AMBER, 1" X 1 75"
077069-02-000	EA CABLE-ANTENNA, EXTENSION - 96"
077075-01-000	EA GASKET-INSTRUMENT PANEL TO DEFROSTER PLENUM - 6" X 11 3" HOLE SIZE
077075-02-000	EA GASKET-INSTRUMENT PANEL TO DEFROSTER PLENUM - 6" X 10 2" HOLE SIZE
079382-01-000	EA SCREW-SOCKET 8-18 X 1" - BLACK
081087-01-000	EA LIGHT-INDICATOR LVS 1436
081377-01-700	EA ADHESIVE-CYANOACRYLATE, 10 GRAM TUBE
081914-01-000	EA BUMPER-RUBBER, ROUND - 43" DIAMETER - BLACK
085252-02-Y10	EA TOP-PADDED DASH, PASSENGER SIDE - VINYL - BEIGE
086272-02-000	EA SWITCH-ROCKER, 3 POSITION - DPDT
086273-01-000	EA RELAY-BATTERY DISCONNECT
086273-01-700	EA TERMINAL WIRE ASM
086285-01-000	EA SPACER-NYLON, 5" OD X 257" ID
087201-01-000	EA LIGHT-DUMP VALVE
090979-01-000	EA PLUG-INSTRUMENT PANEL 11 5 MM
091930-02-000	EA DUCT-DEFROSTER, W/O SIDE OUTLET - ARA# 0571020
093921-01-000	EA PLATE-MOUNTING, PEDESTAL
097372-01-01A	EA SWITCH-ON/OFF, SPST
097372-05-01A	EA SWITCH-ON/OFF/MOMENTARY
097372-06-01A	EA SWITCH-BLANK
097372-07-01A	EA SWITCH-ON/MOMENTARY (OFF)
097372-08-01A	EA SWITCH-ON/ON
076788-01-000	EA SOCKET-MINI BAYONET LAMP DASH
088475-01-000	EA SOCKET-CONNECTOR
077407-01-000	EA BRACKET-HOOD RELEASE CABLE
076867-01-000	EA BRACKET-INSTRUMENT PANEL - 3 5"
077001-01-000	EA ANGLE-MOUNTING, ROOF PANEL - V ANGLE - 3" X 2 4" X 1 5"
024460-04-000	EA GAUGE-VACUUM
078245-01-000	EA BOOT-STEERING COLUMN, VINYL - BLACK - CHEVY
076734-05-000	EA TRAY-DASH PANEL, PASSENGER SIDE - PLASTIC - BEIGE
096241-03-000	EA SWITCH-BLANK
089294-01-000	EA LIGHTER ASM-CIGARETTE
076216-16-000	EA PANEL-INSTRUMENT UPPER MATTE
076217-16-000	EA PANEL-INSTRUMENT LOWER MATT
076218-05-000	EA PANEL-INSTRUMENT LOWER LEFT
076808-02-000	EA PANEL-DASH LOWER LH.GRAY
099357-01-02A	EA PANEL-DASH LOWER RH.GRAY
031035-01-000	EA GAUGE ASM-HOURMETER STUART-WARNER1506
077353-01-000	EA SHROUD - INSTRUMENT PANEL
077353-09-000	EA SHROUD I P CLUSTER GEN/VOLT
088745-01-000	EA CLUSTER ASM-ELECTRONIC I P (OPTION L42N)
073741-03-000	EA SPEAKER-4X6 OVAL, AUDIOVOX 110-2074
073741-04-000	EA GRILLE-SPEAKER, OVAL 4X6 AUDIOVOX 136-1157

1990 ITASCA

TABLE OF CONTENTS

INTRODUCTION	A-01	A-02
ABBREVIATIONS		A-03
ALPHABETICAL INDEX	A-04	A-06
ICN25RC	A-07	F-12
ICN27RT	F-13	K-16

1990 ICN25RC INDEX

FLOOR PLAN	A-07	A-08
ACCESSORIES	A-09	A-20
BATH	A-21	A-22
BEDROOM	A-23	A-24
CHASSIS	B-01	B-08
C C & PAD	B-09	B-18
DINETTE	B-19	B-22
DRIVERS	B-23	C-02
ELECTRICAL	C-03	C-08
EXTERIOR BODY	C-09	C-20
GALLEY	C-21	D-06
HEATING & A/C	D-07	D-12
INTERIOR FINISH	D-13	D-16
LABEL	D-17	E-02
LP		E-03
LOUNGE		E-04
SEALANTS & FASTENERS	E-05	E-07
WATER & SEWAGE	E-08	E-13
WINDOW, VENT AND		
EXTERIOR DOOR	E-14	F-12

ELECTRICAL GROUP

ELECTRICAL CONVERSION OPTION

KEY PART NUMBER	U/M DESCRIPTION
008054-01-000	EA CORD-POWER, 10/3 WIRE - 30 AMP - 25'
000G11-08-086	EA SCREW, 8-18 X 1/2 PPH ZN
000G11-10-168	EA SCREW, 10-16 X 1 - PPH ZN
000G87-10-128	EA SCREW, 10-12 X 3/4 - PPH ZN
008026-01-000	FT WIRE-12/2, ROMEX - W/GROUND
008289-01-000	EA BOX-ELECTRIC, STEEL - 1/2" AND 3/4" KNOCKOUTS - 4" X 4"
008311-01-000	EA CONNECTOR-WIRE NUT, INSULATED - RED
008314-01-000	EA CONNECTOR-WIRE NUT, INSULATED - GRAY
008328-01-000	EA TERMINAL-RING, 12/10 WIRE - #10 STUD FIT
008331-01-000	EA TERMINAL-RING, TONGUE - #4 WIRE - 3/8" STUD - COPPER
008355-01-000	EA CONNECTOR-CABLE CLAMPING, 3/4"
008356-01-000	EA CONNECTOR-PLASTIC, 3/8" AVG
041953-01-000	FT CONDUIT-CONVOLUTE SLIT 50ID
073937-03-000	EA SWITCH-ROTARY SELECTOR, 3 DECK - A/C - CA20-USA892
073937-01-700	EA KNOB-ROTARY SWITCH-A/C SEL
074890-01-000	EA BOX-EXTENSION, STEEL - OPEN SIDES - 4" X 4" X 1 1/2"
008294-01-000	EA COVER-ELECTRICAL BOX, STEEL/BLANK - 4" X 4" - GRAY
091213-01-000	EA BOX-CIRCUIT BREAKER- W/KNOCKOUTS - 5 3" X 11 8" X 2 5"
092615-01-000	EA CONVERTER-40 AMP, W/CHARGER - B-W 32400P
094809-01-000	EA LOAD CENTER-240 VOLT, 125 AMP
094810-01-000	EA CIRCUIT BREAKER-DOUBLE 30 AMP, GE THOL2130
094811-01-000	EA CIRCUIT BREAKER-DOUBLE 20 AMP, GE THOL2120

CANADIAN OPTION L266

KEY PART NUMBER	U/M DESCRIPTION
008089-02-000	EA LIGHT-PORCH, RECESSED - CANADIAN
008089-01-700	EA LENS-LIGHT, RECESSED - PORCH
098024-02-01A	EA LIGHT-DOME 1 BULB CSA IVORY

INTERIOR LIGHTS

KEY PART NUMBER	U/M DESCRIPTION
091937-04-000	EA LIGHT-FLUORESCENT, 12 V - RECESSED - THIN-LITE
091937-02-000	EA LENS-LIGHT FLUORESCENT 12V
091937-03-000	EA BULB-LIGHT FLOURESCENT 12V
078424-02-000	EA LIGHT-FLUORESCENT, 12V DC - 18" - ALMOND
078424-02-701	EA LENS-LIGHT, FLOURESCENT - 18"
081633-01-000	EA LIGHT-MAKEUP, 4 BULBS - JENSEN 329-24BR FROM 00-00-00 THRU 05-06-90
082169-01-000	EA LIGHT-MAKE-UP, 3 BULB - JENSEN X148-16BR FROM 05-07-90 THRU 99-99-99
081633-01-700	EA BULB-MAKE UP LIGHT, JENSEN
098024-01-01A	EA LIGHT-DOME, 1 BULB - US - IVORY
098024-01-700	EA LENS-DOME LIGHT
008218-01-000	EA BULB-DOME LIGHT, 12V - NUMBER 1141
061424-01-000	EA LIGHT-AISLE, 12V - RECTANGULAR
008103-01-000	EA BULB-AISLE LIGHT, NUMBER 53 - 12 V - 12 AMP
090353-05-000	EA LIGHT-READING, DOUBLE - BLACK
008103-01-000	EA BULB-AISLE LIGHT, NUMBER 53 - 12 V - 12 AMP
033508-02-000	EA LIGHT-DOME IVORY 1 BULB US
033508-02-700	EA LENS-LIGHT-DOME
033508-03-000	EA LIGHT-DOME IVORY 1 BULB CSA
033509-02-000	EA LIGHT-DOME IVORY 2 BULB US
088424-04-000	EA SPROUD - CEILING LIGHT, DOUBLE - OFF WHITE
098024-03-01A	EA LIGHT-DOME 2 BULB US IVORY

ELECTRICAL GROUP (COMPONENTS)

EXTERIOR LIGHTS

KEY PART NUMBER	U/M DESCRIPTION
008089-01-000	EA LIGHT-PORCH-RECESSED FROM 00-00-00 THRU 04-08-90
008089-01-700	EA LENS-LIGHT, RECESSED - PORCH
091981-01-000	EA GASKET-PORCH LIGHT FROM 00-00-00 THRU 04-08-90
097917-01-02A	EA LIGHT-PORCH, BEIGE FROM 04-09-90 THRU 99-99-99
097917-01-700	EA LENS-LIGHT, PORCH
042405-03-000	EA BASE-CLEARANCE/SIDEMARKER LIGHT - RECTANGULAR
042405-02-000	EA LENS-CLEARANCE/SIDEMARKER LIGHT - FRONT - W/REFLEX - AMBER
036196-01-000	EA BULB-12V - #194 - 27AMP
091983-01-000	EA GASKET-SIDE MARKER LIGHT
089289-02-000	EA LIGHT-SIDE MARKER, AMBER - DRIVER OR PASSENGER
089289-02-700	EA LENS ONLY AMBER - DRIVER OR PASSENGER
036196-01-000	EA BULB-12V - #194 - 27AMP
089292-01-000	EA LIGHT-TURN, AMBER
037935-01-000	EA BULB-LAMP, NUMBER 1157 - 12 V - 2 1 AMP
049185-01-000	EA HEADLAMP CAPSULE-DRIVER, HIGH/LOW BEAM - RECTANGULAR
049186-01-000	EA HEADLAMP CAPSULE-PASSENGER, HIGH/LOW BEAM - RECTANGULAR
049187-01-000	EA HEADLAMP CAPSULE-DRIVER, HIGH BEAM - RECTANGULAR
049188-01-000	EA HEADLAMP CAPSULE-PASSENGER, HIGH BEAM - RECTANGULAR
049359-01-000	EA SPRING-HEADLAMP RETAINER, GM # 496056
073308-01-000	EA SCREW-ADJUSTING, HEADLAMP
074048-01-000	EA INSERT-KNURLED, BRASS - #32- FOR HEADLIGHT SCREWS
084901-01-000	EA LAMP-PARK/TURN, GM # 916558 (BULB # MP62057)
089362-01-000	EA LAMP-SIDE MARKER, AMBER
036196-01-000	EA BULB-12V - #194 - 27AMP
091839-01-01A	EA BEZEL-HEADLAMP, PASSENGER SIDE - BLACK
091839-02-01A	EA BEZEL-HEADLAMP, DRIVER SIDE - BLACK
081250-02-000	EA LIGHT-CLEARANCE, CAB MARKER - W/RED LENS
081250-02-700	EA LENS ONLY, RED
036196-01-000	EA BULB-12V - #194 - 27AMP
081437-01-000	EA BRACKET-CLEARANCE LIGHT, L SHAPED METAL
077955-01-000	EA J CLIP-VINYL COATED, 3/8"
079378-01-000	EA USED IN WIRING TO CLEARANCE LIGHTS
089289-01-000	EA TERMINAL-WEDGE BASE, 18 AWG
089289-01-700	EA NEEDED TO ATTACH SIDEMARKER AND CLEARANCE LIGHTS
036196-01-000	EA LIGHT-CLEARANCE, SIDE - W/RED LENS
089291-01-000	EA LENS-CLEARANCE LIGHT, RED
037935-01-000	EA BULB-12V - #194 - 27AMP
089290-01-000	EA LIGHT-TURN, W/RED LENS
037935-01-000	EA BULB-LAMP, NUMBER 1157 - 12 V - 2 1 AMP
067789-02-000	EA LIGHT-BACKUP, W/RED & CLEAR LENS
076795-01-000	EA BULB-12V NO1156 2 10AMP
081250-01-000	EA SOCKET-LAMP
081437-01-000	EA LIGHT-LICENSE PLATE, GM# 912368
036196-01-000	EA LIGHT-FRONT CLEARANCE, AMBER - LENS AND BASE ONLY FROM 00-00-00 THRU 09-09-90
102520-01-000	EA BRACKET-CLEARANCE LIGHT, L SHAPED METAL FROM 00-00-00 THRU 09-09-90
102541-01-000	EA BULB-12V - #194 - 27AMP FROM 09-10-90 THRU 99-99-99
102582-01-000	EA LIGHT-CLEARANCE, AMBER FROM 09-10-90 THRU 99-99-99
036196-01-000	EA GASKET-CLEARANCE LIGHT FROM 09-10-90 THRU 99-99-99
087201-01-000	EA BRACKET-LIGHT, CLEARANCE FROM 09-10-90 THRU 99-99-99
076345-01-000	EA BULB-12V - #194 - 27AMP
037935-01-000	EA LIGHT-DUMP VALVE
007309-01-000	EA LENS ASM-PARK/TURN, AMBER
036196-01-000	EA BULB-12V NO1157 2 10AMP
042405-01-000	EA LIGHT-STEP WELL
	EA BULB-12V NO 194 0 27AMP
	EA LENS-RECT LGT RED W/REFLEX

1990 ITASCA

TABLE OF CONTENTS

INTRODUCTION	A-01	A-02
ABBREVIATIONS		A-03
ALPHABETICAL INDEX	A-04	A-08
ICN25RC	A-07	F-12
ICN27RT	F-13	K-16

1990 ICN25RC INDEX

FLOOR PLAN	A-07	A-08
ACCESSORIES	A-09	A-20
BATH	A-21	A-22
BEDROOM	A-23	A-24
CHASSIS	B-01	B-08
C & P AD	B-09	B-18
DINETTE	B-19	B-22
DRIVERS	B-23	C-02
ELECTRICAL	C-03	C-08
EXTERIOR BODY	C-09	C-20
GALLEY	C-21	D-06
HEATING & A/C	D-07	D-12
INTERIOR FINISH	D-13	D-16
LABEL	D-17	E-02
LP		E-03
LOUNGE		E-04
SEALANTS & FASTENERS	E-05	E-07
WATER & SEWAGE	E-08	E-13
WINDOW, VENT AND		
EXTERIOR DOOR	E-14	F-12

ELECTRICAL GROUP (COMPONENTS)

SWITCH, PLATES & RECEPTABLES

KEY PART NUMBER	U/M	DESCRIPTION
088361-02-01A	EA	PLATE-SWITCH, 2 GANG - POLISHED BRASS
078084-01-000	EA	SWITCH-OFF ROCKER, BROWN
078084-03-000	EA	SWITCH-OFF ROCKER, BLACK
084076-01-000	EA	RECEPTACLE-GFI, 15A - 125V - IVORY
		FROM 00-00-00 THRU 08-13-90
084076-02-000	EA	RECEPTACLE-GFI, 15A - 125V - BROWN
		FROM 08-14-90 THRU 99-99-99
084077-01-000	EA	PLATE COVER, RECEPTACLE - GFI - IVORY
		FROM 00-00-00 THRU 08-13-90
084077-02-000	EA	PLATE COVER, RECEPTACLE - GFI - BROWN
		FROM 08-14-90 THRU 99-99-99
102568-01-B10	EA	SPACER-RECEPTACLE, BETWEEN SIDE WALL & PLATE - WOOD
		NOT USED PRIOR TO 08-02-90
		FROM 08-02-90 THRU 99-99-99
058708-02-000	EA	RECEPTACLE-DOUBLE ELECTRIC, IVORY
088351-03-01A	EA	PLATE-SWITCH, 3 GANG - POLISHED BRASS
058707-01-000	EA	RECEPTACLE-ELECTRIC, SINGLE - BROWN
058708-02-000	EA	RECEPTACLE-ELECTRIC, DOUBLE - IVORY
088351-01-01A	EA	PLATE-SWITCH, 1 GANG - POLISHED BRASS
094086-01-01A	EA	SWITCH PLATE-SINGLE GANG - BLACK
095188-01-01A	EA	SPACER-SWITCH, DARK BROWN
075736-03-000	EA	COVER-EXTERIOR RECEPTACLE, BEIGE

STANDARD COMPONENTS

KEY PART NUMBER	U/M	DESCRIPTION
067762-01-000	EA	CONVERTER-40 AMP, W/CHARGER - TRIAD TU-740-2
007942-01-000	EA	TAB-WIRE, 18 TO 14 AWG
007949-01-000	EA	TAB-HOUSING, 1 POSITION
041953-05-000	FT	CONDUIT-CONVOLUTED, SLIT, 50TD
007940-01-000	EA	RECEPTACLE-SLIDE, 16 TO 12 AWG
008326-01-060	EA	TERMINAL-RING, 16/14 WIRE - 3/8" STUD
088474-09-000	EA	HOUSING-SOCKET
088476-01-000	EA	SOCKET-CONNECTOR
008037-02-000	FT	CABLE-BATTERY, 1AWG - STRANDED - RED
008343-02-000	EA	TIE-WIRE, 14"
008348-01-000	EA	TERMINAL-RING, 3/8" STUD - #2 WIRE
083610-01-000	EA	CLAMP-WIRE, DUAL - UNEQUAL 5/8" AND 1 1/4" DIAMETERS
007940-01-000	EA	RECEPTACLE-SLIDE, 16 TO 12 AWG
007942-01-000	EA	TAB-WIRE, 18 TO 14 AWG
008001-01-000	FT	WIRE-10AWG, STRAND - WHITE
047443-01-000	EA	TERMINAL- 250 RECEPTACLE FIT, INSULATED - 16/14 AWG
088473-05-000	EA	PIN-HOUSING, 6 POSITION (SINGLE ROW)
088473-06-000	EA	PIN-HOSING, 6 POSITION (TWO ROWS OF THREE)
088473-08-000	EA	PIN-HOUSING, 4 POSITION
088473-09-000	EA	PIN-HOUSING, 3 POSITION (SINGLE ROW)
088474-02-000	EA	SOCKET-HOUSING, 15 POSITION (3 ROWS OF 5)
088474-06-000	EA	SOCKET-HOUSING, 6 POSITION (2 ROWS OF THREE)
088474-08-000	EA	SOCKET-HOUSING, 4 POSITION (SINGLE ROW)
088476-01-000	EA	SOCKET-CONNECTOR
082549-01-000	EA	PLATE-FUSE BOX
007093-01-000	EA	FLASHER-SIGNAL STAT
008188-01-000	EA	SOLENOID-3 POST, BATTERY CHANGE OVER
008211-01-000	EA	BREAKER-CIRCUIT, 12V - 6AMP
008343-01-000	EA	TIE-WIRE, 6"
008343-02-000	EA	TIE-WIRE, 14"
024459-04-000	EA	GAUGE-VOLTMETER
035416-04-000	EA	TERMINAL-RING #10 STUD FIT, INSULATED BARREL #16/14
062901-02-000	EA	FUSE-5 AMP, AUTOMOTIVE
062901-05-000	EA	FUSE-15 AMPS, AUTOMOTIVE
063912-02-000	EA	RELAY-CANISTER SPOT W/RESIST
073328-F2-000	EA	CABLE-8 GA, BLACK
008037-01-000	FT	CABLE-BATTERY, 1AWG - STRANDED - BLACK
008348-01-000	EA	TERMINAL-RING 3/8" STUD - #2 WIRE

ELECTRICAL GROUP (COMPONENTS)

STANDARD COMPONENTS CONT

KEY PART NUMBER	U/M	DESCRIPTION
082742-01-000	EA	CONNECTOR BODY-3 CNCT FEMALE
086318-01-000	EA	SCREW-8-088X1/2, CRMP TITE HD
088273-01-000	EA	RELAY-BATTERY DISCONNECT
088273-01-700	EA	TERMINAL WIRE ASM
088298-01-000	EA	WIRE-BATTERY DISCONNECT, RED
088298-02-000	EA	WIRE-BATTERY DISCONNECT, GREEN
008328-01-000	EA	TERMINAL-RING, 16/14 WIRE - 3/8" STUD
092788-01-000	EA	BUSS BAR-2 1" LONG
092788-02-000	EA	BUSS BAR-3 3" LONG
008331-01-000	EA	TERMINAL-RING, TONGUE - #4 WIRE - 3/8" STUD - COPPER
083810-01-000	EA	HOUSING-RELAY
088473-01-000	EA	PIN-HOUSING, 4 ROWS OF 3
088474-08-000	EA	SOCKET-HOUSING, 4 POSITION (SINGLE ROW)
088476-01-000	EA	SOCKET-CONNECTOR
101571-01-000	EA	HOUSING-2 POSITION, MALE
088473-03-000	EA	PIN-HOUSING, 9-POSITION
007942-01-000	EA	TAB-WIRE, 18 TO 14 AWG
007949-01-000	EA	TAB-HOUSING, 1 POSITION
088473-02-000	EA	PIN-HOUSING, 15 POSITION
088476-01-000	EA	SOCKET-CONNECTOR
007940-01-000	EA	RECEPTACLE-SLIDE, 16 TO 12 AWG
008328-01-000	EA	TERMINAL-RING, 16/14 WIRE - 3/8" STUD
093654-01-000	EA	CIRCUIT BREAKER-6 AMP, HOUSE CONTROL PANEL
093654-02-000	EA	CIRCUIT BREAKER-15 AMP
093654-03-000	EA	CIRCUIT BREAKER-20 AMP, HOUSE CONTROL PANEL
093655-01-000	EA	CIRCUIT BREAKER-25 AMP
093655-02-000	EA	CIRCUIT BREAKER-30 AMP, HOUSE CONTROL PANEL
093655-03-000	EA	CIRCUIT BREAKER-40 AMP
007940-01-000	EA	RECEPTACLE-SLIDE, 16 TO 12 AWG
007942-01-000	EA	TAB-WIRE, 18 TO 14 AWG
007949-01-000	EA	TAB-HOUSING, 1 POSITION
035416-04-000	EA	TERMINAL-RING #10 STUD FIT, INSULATED BARREL #16/14
041953-01-000	FT	CONDUIT-CONVOLUTED SLIT, 1/2TD
041953-03-000	FT	CONDUIT-CONVOLUTED SLIT, 1" ID (CLOTHES ROD COVER)
041953-07-000	FT	CONDUIT-CONVOLUTED, SLIT, 25TD
058781-01-000	EA	DIODE-6.0A/100 VOLT - MOTOROLA NO M751
062036-02-000	EA	TERMINAL-PACK-CON, 16/14 AWG
062037-01-000	EA	HOUSING-AUTO FUSE, NATURAL
062037-02-000	EA	HOUSING-AUTO FUSE, GREEN
062037-03-000	EA	HOUSING-AUTO FUSE, BLACK
062037-04-000	EA	HOUSING-AUTO FUSE, BLUE
062037-05-000	EA	HOUSING-AUTO FUSE, GRAY
062037-06-000	EA	HOUSING-AUTO FUSE, BROWN
082740-01-000	EA	CONNECTOR-PLASTIC BODY, FOR 2 MALE SPADES
086298-01-000	EA	WIRE-BATTERY DISCONNECT, RED
086298-02-000	EA	WIRE-BATTERY DISCONNECT, GREEN
088473-02-000	EA	HOUSING-PIN, 15 POSITION
088473-10-000	EA	PIN-HOUSING, 2 POSITION
088474-03-000	EA	HOUSING-SOCKET, 9-POSITION
088476-01-000	EA	SOCKET-CONNECTOR
088476-02-000	EA	SOCKET-CONNECTOR 12-10 GA
097611-01-000	EA	CIRCUIT BREAKER-6AMP, ATC - BLACK
000C26-04-108	EA	BOLT-HEX, SER FLG - 1/4-20 X 5/8 ZINC
000D39-05-008	EA	NUT-HEX, SER FLG LK - 5/16 - 18 ZN
008343-02-000	EA	TIE-WIRE, 14"
041953-07-000	FT	CONDUIT-CONVOLUTED, SLIT, 25TD
058028-01-000	EA	CONNECTOR-ELECTRICAL PIGTAIL, NYLON - CLEAR
008348-01-000	EA	TERMINAL-RING, 3/8" STUD - #2 WIRE
086233-01-000	EA	STUD-ISOLATED, 3/8" X 7/8" LONG
000D39-04-008	EA	NUT-HEX, SER FLG LK 1/4 - 20 ZN
000D39-05-008	EA	NUT-HEX, SER FLG LK - 5/16 - 18 ZN
008343-01-000	EA	TIE-WIRE, 6"
035416-04-000	EA	TERMINAL-RING #10 STUD FIT, INSULATED BARREL #16/14
008054-02-000	EA	CORD-POWER, 10-3 - 30AMP - 33'
008026-01-000	FT	WIRE-12/2, ROMEX - W/GROUND
008289-01-000	EA	BOX-ELECTRIC, STEEL - 1/2" AND 3/4" KNOCKOUTS - 4" X 4"
008311-01-000	EA	CONNECTOR-WIRE NUT, INSULATED - RED
008314-01-000	EA	CONNECTOR-WIRE NUT, INSULATED - GRAY

1990 ITASCA

TABLE OF CONTENTS

INTRODUCTION	A-01	A-02
ABBREVIATIONS		A-03
ALPHABETICAL INDEX	A-04	A-08
ICN25RC	A-07	F-12
ICN27RT	F-13	K-18

1990 ICN25RC INDEX

FLOOR PLAN	A-07	A-08
ACCESSORIES	A-09	A-20
BATH	A-21	A-22
BEDROOM	A-23	A-24
CHASSIS	B-01	B-08
C C & PAD	B-09	B-18
DINETTE	B-19	B-22
DRIVERS	B-23	C-02
ELECTRICAL	C-03	C-08
EXTERIOR BODY	C-09	C-20
GALLEY	C-21	D-06
HEATING & A/C	D-07	D-12
INTERIOR FINISH	D-13	D-16
LABEL	D-17	E-02
LP		E-03
LOUNGE		E-04
SEALANTS & FASTENERS	E-05	E-07
WATER & SEWAGE	E-08	E-13
WINDOW, VENT AND		
EXTERIOR DOOR	E-14	F-12

ELECTRICAL GROUP (COMPONENTS)

STANDARD COMPONENTS CONT

KEY PART NUMBER	U/M	DESCRIPTION
008328-01-000	EA	TERMINAL-RING, 12/10 WIRE - #10 STUD FIT
008331-01-000	EA	TERMINAL-RING, TONGUE - #4 WIRE - 3/8" STUD - COPPER
008355-01-000	EA	CONNECTOR-CABLE CLAMPING, 3/4"
008356-01-000	EA	CONNECTOR-PLASTIC, 3/8" AVG
074890-01-000	EA	BOX-EXTENSION, STEEL - OPEN SIDES - 4" X 4" X 1 1/2"
074897-01-000	EA	COVER-ELECTRIC BOX, 1 LARGE & 2 SMALL HOLES - 4" X 4"
008294-01-000	EA	COVER-ELECTRICAL BOX, STEEL/BLANK - 4" X 4" - GRAY
083209-02-000	EA	CIRCUIT BREAKER-15/15AMP, 120V
083209-03-000	EA	CIRCUIT BREAKER-15/20AMP, 120V - BW - 0-15/20
083209-05-000	EA	CIRCUIT BREAKER-20A, 120V - BW J-20
083209-08-000	EA	CIRCUIT BREAKER-30/15 AMP, 120V - BW D-30/15
091213-01-000	EA	BOX-CIRCUIT BREAKER- W/KNOCKOUTS - 5 3/4" X 11 8/8" X 2 5/8"
035416-04-000	EA	TERMINAL-RING #10 STUD FIT, INSULATED BARREL #16/14
041953-01-000	FT	CONDUIT-CONVOLUTE SLIT, 1/2" ID
088474-06-000	EA	SOCKET-HOUSING, 6 POSITION (2 ROWS OF THREE)
035416-01-000	EA	TERMINAL-RING #10 STUD FIT, INSULATED BARREL #16/14
088474-07-000	EA	HOUSING-SOCKET
088475-01-000	EA	PIN-CONNECTOR
088475-02-000	EA	PIN-CONNECTOR
008294-01-000	EA	COVER-ELECTRICAL BOX, STEEL/BLANK - 4" X 4" - GRAY
008311-01-000	EA	CONNECTOR-WIRE NUT, INSULATED - RED
080001-01-000	FT	WIRE-10AWG, STRAND - WHITE
080015-02-000	EA	RECEPTACLE-FLAG, 185 - 16/14 GA - AMP 3
041953-11-000	FT	CONDUIT-CONVOLUTE, SLIT- 1 06" ID
088474-01-000	EA	HOUSING-SOCKET
077955-01-000	EA	J CLIP-VINYL COATED, 3/8"
079378-01-000	EA	TERMINAL-WEDGE BASE, 18 AWG
067789-02-000	EA	SOCKET-LAMP
058028-01-000	EA	CONNECTOR-ELECTRICAL PIGTAIL, NYLON - CLEAR
035416-04-000	EA	TERMINAL-RING #10 STUD FIT, INSULATED BARREL #16/14
067789-02-000	EA	SOCKET-LAMP
077955-01-000	EA	J CLIP-VINYL COATED, 3/8"
035416-04-000	EA	TERMINAL-RING #10 STUD FIT, INSULATED BARREL #16/14
064398-01-000	EA	HOUSING-TRAILER, RECEPTACLE
079090-01-000	EA	CONNECTOR-MOLDED, 12/2 LEAD
079378-01-000	EA	TERMINAL-WEDGE BASE, 18 AWG
097744-02-000	EA	HOUSING-TRAILER PIN, 48"
097746-01-000	EA	HOUSING CAP-TRAILER PIN
008026-01-000	FT	WIRE-12/2, ROMEX - W/GROUND
041953-05-000	FT	CONDUIT-CONVOLUTE SOLID, 62" ID
047443-01-000	EA	TERMINAL- 250 RECEP. FIT, INSULATED - 16/14 AWG
088473-03-000	EA	HOUSING-PIN, 9-POSITION
088474-03-000	EA	HOUSING-SOCKET, 9-POSITION
082740-01-000	EA	CONNECTOR-PLASTIC BODY, FOR 2 MALE SPADES
041953-05-000	FT	CONDUIT-CONVOLUTE SOLID, 62" ID
074017-02-000	EA	HOUSING-5 POSITION, RIGHT ANGLED
041953-05-000	FT	CONDUIT-CONVOLUTE SOLID, 62" ID
088474-08-000	EA	SOCKET-HOUSING, 4 POSITION (SINGLE ROW)
036196-01-000	EA	BULB-12V - #194 - 27AMP
077955-01-000	EA	J CLIP-VINYL COATED, 3/8"
067789-02-000	EA	SOCKET-LAMP
079090-01-000	EA	CONNECTOR-MOLDED, 12/2 LEAD
041953-03-000	FT	CONDUIT-CONVOLUTE SLIT, 1" ID (CLOTHES ROD COVER)
000039-04-008	EA	NUT-HEX, SER FLG LK 1/4 - 20 ZN
077000-01-000	EA	SOCKET ASM-W/8" PIGTAIL LEADS
080734-02-000	EA	CLIP-WIRE, NYLON
093144-01-000	EA	CONDUIT-WIRE, GM# 15592046
055278-01-001	FT	TUBING-STEEL, 75" X 1 5/8" X 288"
000G11-08-088	EA	SCREW, 8-18 X 1/2 PPH ZN
008288-01-000	EA	BOX-ELECTRIC, PLASTIC - 3" X 3 1/2"
008288-02-000	EA	BOX-ELECTRIC, PLASTIC - 3 9/16" X 3 13/16" X 1 81/16"
008314-01-000	EA	CONNECTOR-WIRE NUT, INSULATED - GRAY
008328-01-000	EA	TERMINAL-RING, 12/10 WIRE - #10 STUD FIT
058028-01-000	EA	CONNECTOR-ELECTRICAL PIGTAIL, NYLON - CLEAR
058048-01-000	EA	BOX-ELECTRIC SWITCH, 2" X 3" X 2 25/32"
008343-01-000	EA	TIE-WIRE, 6"
058028-01-000	EA	CONNECTOR-ELECTRICAL PIGTAIL, NYLON - CLEAR
090971-01-000	EA	SPLICE-CABLE, 110V

ELECTRICAL GROUP (COMPONENTS)

STANDARD COMPONENTS CONT

KEY PART NUMBER	U/M	DESCRIPTION
080971-02-000	EA	SPLICE-CABLE, 110V - TAP
036196-01-000	EA	BULB-12V - #194 - 27AMP
031986-01-000	EA	TAB-HOUSING, 2 POSITION
031988-01-000	EA	PLUG-CONTACT, BRASS
077000-01-000	EA	SOCKET ASM-W/8" PIGTAIL LEADS
077820-02-000	EA	WIRE ASM-BEVERAGE TRAY
077000-01-000	EA	SOCKET ASM-W/8" PIGTAIL LEADS
083739-01-700	EA	BATTERY-12V, DRY - 24TM-WNT-DRY
077479-01-000	EA	BOOT-BATTERY TERM DBL CABLE
077479-02-000	EA	BOOT-BATTERY TERMINAL, SINGLE CABLE
077510-01-000	EA	LABEL-GENERATOR PREP

INVERTOR OPTION

KEY PART NUMBER	U/M	DESCRIPTION
099048-01-000	EA	INVERTER-100 WATT
088475-01-000	EA	PIN-CONNECTOR
088476-01-000	EA	SOCKET-CONNECTOR

ELECTRICAL SERVICE DOORS (UNDER HOOD)

KEY PART NUMBER	U/M	DESCRIPTION	FROM	THRU
092527-01-000	EA	DOOR-CIRCUIT BREAKERS	00-00-00	09-18-89
086755-02-000	EA	LATCH-1/4 TURN,ROTARY,PLAS	00-00-00	09-18-89
093633-01-000	EA	LATCH-1/4 TURN,HANDLE	00-00-00	09-18-89
098527-02-000	EA	DOOR ASM-FUSES	09-19-89	00-00-00
098527-01-000	EA	DOOR-CIRCUIT BREAKERS	09-19-89	00-00-00
098196-01-000	EA	LATCH-1/4 TURN, T-BAR	09-19-89	00-00-00
092492-01-000	EA	SEAL-ELECTRICAL BOX	09-19-89	00-00-00

1980 ITASCA

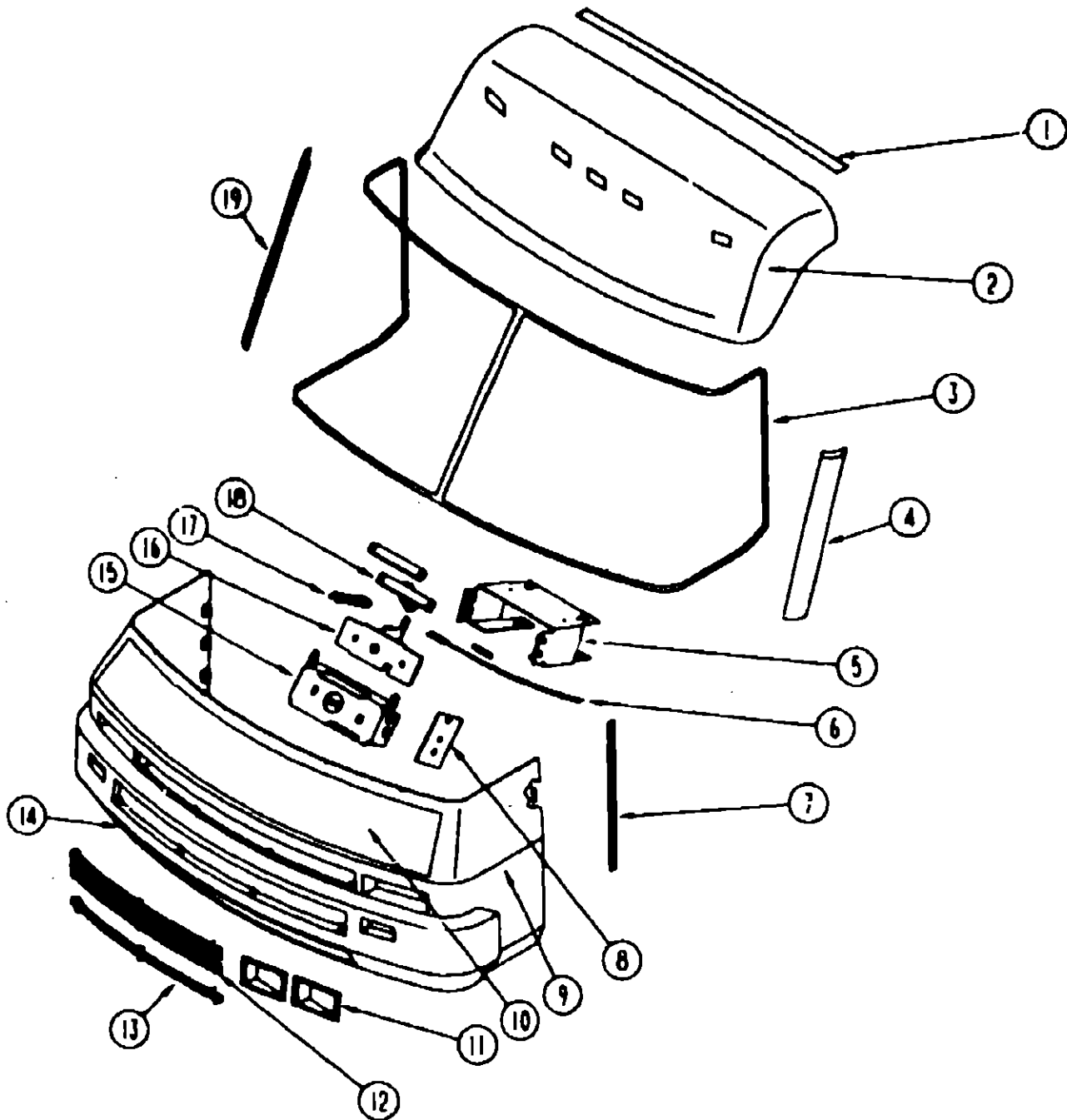
TABLE OF CONTENTS

INTRODUCTION	A-01	A-02
ABBREVIATIONS		A-03
ALPHABETICAL INDEX	A-04	A-08
ICN25RC	A-07	F-12
ICN27RT	F-13	K-16

1980 ICN25RC INDEX

FLOOR PLAN	A-07	A-08
ACCESSORIES	A-09	A-20
BATH	A-21	A-22
BEDROOM	A-23	A-24
CHASSIS	B-01	B-08
C C & PAD	B-09	B-18
DINETTE	B-19	B-22
DRIVERS	B-23	C-02
ELECTRICAL	C-03	C-08
EXTERIOR BODY	C-09	C-20
GALLEY	C-21	D-06
HEATING & A/C	D-07	D-12
INTERIOR FINISH	D-13	D-16
LABEL	D-17	E-02
LP		E-03
LOUNGE		E-04
SEALANTS & FASTENERS	E-05	E-07
WATER & SEWAGE	E-08	E-13
WINDOW, VENT AND		
EXTERIOR DOOR	E-14	F-12

EXTERIOR BODY GROUP



EXTERIOR BODY GROUP (CONTINUED)

FRONT END COMPONENTS & BUMPER

KEY PART NUMBER	U/M DESCRIPTION
1 083806-14-000	EA TRIM-ROOF TO FRONT CAP
2 M02069-07-AE8	EA CAP-ROOF, FRONT - W/LIGHTS - OFF WHITE
3 091988-01-000	EA MOLDING-REVEAL, WINDSHIELD - SURROUNDS BOTH WINDSHIELDS
4 091901-02-000	EA TRIM-A-PILLAR, DR - BETWEEN WINDSHIELD & VENT GLASS - BLK
5 073342-01-000	EA BRACKET ASM-STRIKER, HOOD (MOUNTS TO CROSSMEMBER)
6 092693-02-000	EA CROSSMEMBER-CENTER, U-CHANNEL STEEL - 2" X 48"
8 077084-01-000	EA CABLE ASM-HOOD RELEASE
8 102087-01-000	EA CABLE ASM-HOOD RELEASE
010497-08-000	EA CLAMP-CLOSED, .125"
7 096204-01-02A	EA TRIM-SEAM, FRONT END TO SIDEWALLS
8 077407-01-000	EA BRACKET-HOOD RELEASE CABLE
8 102515-01-000	EA BRACKET-HOOD RELEASE CABLE
9 M01115-21-Y33	EA FRONT END-FIBERGLASS, OFF WHITE - W/O HOOD OR HINGES
10 M92678-01-Y33	EA PANEL-HOOD, W/BRACKETS ONLY - OFF WHITE
058833-01-000	EA BRACKET-PROP ROD
062628-01-000	EA CLIP-PROP ROD
094080-01-000	EA ROD ASM-PROP, HOOD
068927-01-000	EA GROMMET RUBBER - PROP ROD
076716-02-000	EA BRACKET ASM- LATCH - INCLUDED WITH HOOD
093851-01-Y35	EA HINGE-HOOD, PASSENGER
093851-02-Y35	EA HINGE-HOOD, DRIVER
077252-01-000	EA PIN-HINGE
058786-01-000	EA BOLT-HOOD ADJUSTING
R77007-51-429	EA BRACKET-HOOD RELEASE
076772-01-000	EA CLIP-SPEED, TUBE TYPE
077049-01-000	EA NUT-ACORN, 10-32 ALUMINUM
093295-02-000	EA BRACKET-LATCH, HOOD
077048-01-000	EA SHAFT-ADAPTOR, WINDSHIELD PANTOGRAPH ARM
086235-02-000	EA BEARING-SNAPIN, 3/16" ID X 3/16"
095094-01-000	EA NUT-ACORN, 1/4 - 20 ALUMINUM
11 091839-02-01A	EA BEZEL-HEADLAMP, DRIVER - BLACK
091839-01-01A	EA BEZEL-HEADLAMP, PASSENGER - BLACK
049185-01-000	EA HEADLAMP ASM-PASSENGER HIGH/LO
049186-01-000	EA HEADLAMP ASM-DRIVERS HIGH/LO
049187-01-000	EA HEADLAMP ASM-PASSENGER HIGH
049188-01-000	EA HEADLAMP ASM-DRIVERS HIGH
049359-01-000	EA SPRING-HEADLIGHT RETAINER
073308-01-000	EA SCREW ASM-HEADLAMP ADJUSTING
093350-02-000	EA BRACKET ASM-HOOD, BUMPER, LWR
076696-01-000	EA BRACKET-HINGE MOUNTING, HOOD
076697-01-000	EA PLATE-TAPPING
12 093004-01-Y33	EA GRILLE-5 BAR, BRIGHT FINISHED
13 093005-01-Y33	EA GRILLE ASM-2 BAR
14 M93846-01-Y35	EA PANEL ASM-BUMPER
093034-01-000	EA BRACE-FRONT BUMPER, UPPER
093275-01-000	EA BRACE-FRONT BUMPER, LOWER
15 073336-02-000	EA BRACKET-MOUNTING, LATCH
16 R77007-51-429	EA LATCH ASM-HOOD RELEASE
17 R77006-38-499	EA SPRING-CABLE, HOOD LATCH
18 R77007-01-950	EA STRIKER-LATCH, HOOD
073610-01-000	EA SPRING-STRIKER, LATCH - HOOD
19 091901-01-000	EA TRIM-A-PILLAR, PASS - BETWEEN WINDSHIELD & VENT GLASS - BL
093284-01-000	EA BRACE-LATCH, HOOD
093895-01-000	EA TRAY ASM-BATTERY
102817-01-000	EA BRACKET-PARK BRAKE VALVE

FROM: 04-02-91 THRU: 99-99-99

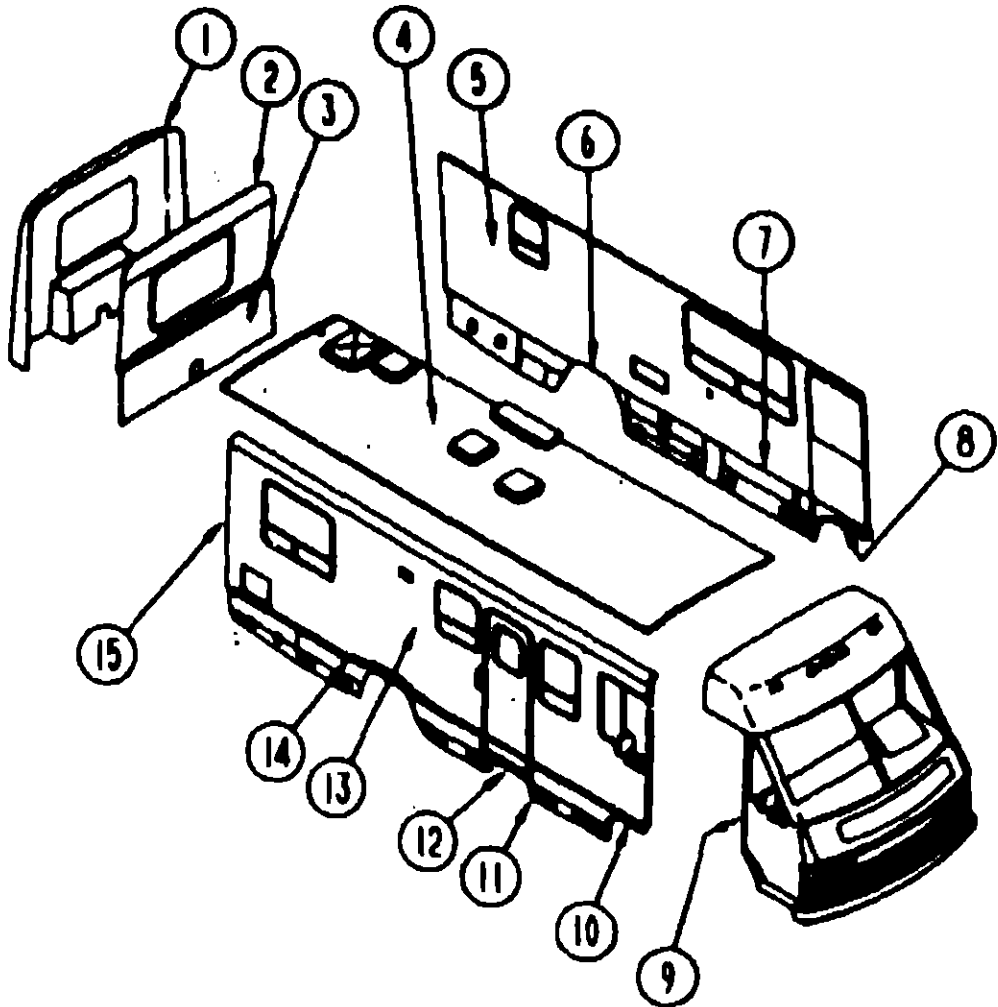
1990 ITASCA
 TABLE OF CONTENTS

INTRODUCTION	A-01	A-02
ABBREVIATIONS		A-03
ALPHABETICAL INDEX	A-04	A-08
ICN25RC	A-07	F-12
ICN27RT	F-13	K-18

1990 ICN25RC INDEX

FLOOR PLAN	A-07	A-08
ACCESSORIES	A-09	A-20
BATH	A-21	A-22
BEDROOM	A-23	A-24
CHASSIS	B-01	B-08
C C & PAD	B-09	B-18
DINETTE	B-19	B-22
DRIVERS	B-23	C-02
ELECTRICAL	C-03	C-08
EXTERIOR BODY	C-09	C-20
GALLEY	C-21	D-06
HEATING & A/C	D-07	D-12
INTERIOR FINISH	D-13	D-16
LABEL	D-17	E-02
LP		E-03
LOUNGE		E-04
SEALANTS & FASTENERS	E-05	E-07
WATER & SEWAGE	E-08	E-13
WINDOW, VENT AND EXTERIOR DOOR	E-14	F-12

EXTERIOR BODY GROUP (CONTINUED)



EXTERIOR BODY GROUP (CONTINUED)

EXTERIOR BODY PANELS AND TRIM

KEY PART NUMBER

- 1 092197-01-01A
- 092252-01-000
- 2 M03911-03-AE8
- 2 M03911-03-AE7
- 2 M03911-03-AE8
- 3 092526-01-Y10
- 4 M96806-01-AE8
- 083806-14-000
- 5 M96897-01-AE8
- 5 M96897-01-AE8
- 5 M96894-01-AE8
- 5 M96894-01-AE8
- 6 094345-02-01A
- M04019-01-000
- 6 093245-02-Y33
- 7 093022-01-Y33
- 8 092589-02-01A
- 8 099585-02-01A
- 9 096204-01-02A
- 10 092589-01-01A
- 10 099585-01-01A
- 11 093022-02-Y33
- 12 092894-01-01A
- 13 M96896-01-AE6
- 13 M96896-01-AE8
- 095023-01-000
- 14 094345-02-01A
- M04019-01-000
- 14 093245-01-Y33
- 15 091965-01-01A
- 15 092741-01-02A
- 001018-01-024
- 100128-01-000
- 090340-01-000
- 009065-01-000
- 076767-02-000
- 092251-01-01A
- 092251-02-01A
- 092690-01-01A
- 092690-02-01A
- 093022-11-AE6
- 094362-02-000
- 093022-03-Y35
- 076322-03-000
- 092765-01-Y12
- 082701-01-000
- 092252-01-000
- 077385-01-000
- 077399-01-000

U/M DESCRIPTION

- EA CAP-REAR, FIBERGLASS - TWO LIGHTS & 2 DOORS
- EA COMPARTMENT-SPARE TIRE
- EA BACKWALL ASM-UPPER
- EA BACKWALL ASM-UPPER
- EA BACKWALL ASM-UPPER
- EA BACKWALL ASM-UPPER
- EA BACKWALL ASM-LOWER
- EA ROOF-W/O VENTS OR CUTOUTS - (SPECIAL ORDER ITEM)
- EA TRIM-ROOF, FRONT & REAR CAP TO ROOF - 8 4' MILL FINISHED
- EA SIDEWALL-DRIVERS, W/O WINDOWS, LIGHTS OR DOORS (AE6,AE7) (SPECIAL ORDER ITEM)
- FROM 00-00-00 THRU: 10-01-89
- EA SIDEWALL-DRIVERS, W/O WINDOWS, LIGHTS OR DOORS (SPECIAL ORDER ITEM)
- FROM: 00-00-00 THRU: 10-01-89
- EA SIDEWALL-DRIVERS, W/O WINDOWS, LIGHTS OR DOORS (AE6,AE7) (SPECIAL ORDER ITEM)
- FROM: 10-02-89 THRU: 99-99-99
- EA SIDEWALL-DRIVERS, W/O WINDOWS, LIGHTS OR DOORS (SPECIAL ORDER ITEM)
- FROM: 10-02-89 THRU: 99-99-99
- EA TRIM-WHEELWELL, MILL FINISH - 21.3' LONG
- EA BRIDGE-WHEELWELL, E-COATED
- EA PANEL-WHEEL LIP, REAR - DRIVER SIDE - GRAY
- EA PANEL ASM-VALANCE, LEFT SIDE, FRONT CENTER
- EA PANEL-WHEEL LIP, DRIVER SIDE - FRONT - PLASTIC - OFF WHITE
- FROM: 00-00-00 THRU: 04-15-90
- EA PANEL-WHEEL LIP, DRIVER SIDE - FRONT - PLASTIC - OFF WHITE
- FROM: 04-16-90 THRU: 99-99-99
- EA TRIM-J, 5" WIDTH EXPOSED - 1' X 29' LONG - ALUMINUM - OFF WHITE
- EA PANEL-WHEEL LIP, PASSENGER SIDE - FRONT - PLASTIC - OFF WHITE
- FROM: 00-00-00 THRU: 04-15-90
- EA PANEL-WHEEL LIP, PASSENGER SIDE - FRONT - PLASTIC - OFF WHITE
- FROM: 04-16-90 THRU: 99-99-99
- EA PANEL ASM-VALANCE, RIGHT SIDE, FRONT OF DOOR
- EA STEP-VALANCE, OFF WHITE
- EA SIDEWALL-PASSENGER, W/O WINDOW, LIGHT, OR DOOR (AE6,AE7) (SPECIAL ORDER ITEM)
- EA SIDEWALL-PASSENGER, W/O WINDOW, LIGHT, OR DOOR (AE8) (SPECIAL ORDER ITEM)
- EA SUPPORT-VALANCE, 10 6" X 10 6"
- EA TRIM-WHEELWELL, MILL FINISH - 21.3' LONG
- EA BRIDGE-WHEELWELL, E-COATED
- EA PANEL-WHEEL LIP, REAR - PASSENGER SIDE - OFF WHITE
- FT INSERT-TRIM, 65" WIDE - VINYL - OFF WHITE
- EA TRIM-REAR CAP TO SIDEWALL, 1.8" X 83" - ALUMINUM - OFF WHITE
- EA SKIN-ALUMINUM, 4' X 8" - FLAT - BEIGE
- FT SEAL-PILE, ADHESIVE BACK - GRAY
- FT SEAL-FOAM, CLOSED CELL - 1/4" X 1/2" X 50"
- EA HINGE-ALUMINUM, NO HOLES - 1 1/2" X 8" - UNPAINTED
- EA CABLE-1/16" X 16 5" - STAINLESS STEEL
- EA CAP-BUMPER END, REAR PASSENGER - PLASTIC - OFF WHITE
- EA CAP-BUMPER END, REAR DRIVER - PLASTIC - OFF WHITE
- EA END CAP-VALANCE, REAR ON DRIVERS, FRONT ON PASSENGERS
- EA END CAP-VALANCE, FRONT ON DRIVERS, REAR ON PASSENGERS
- EA PANEL-VALANCE, 19.4" X 8 9" - OFF WHITE
- EA CLIP-CHRISTMAS TREE, FLAT HEAD
- EA PANEL-VALANCE, 19.4" X 8" - OFF WHITE
- FT TAPE-FOAM, DOUBLE COATED ADHESIVE BACKED - 5" X 108"
- EA PANEL-FILLER, BACKWALL - LEFT - RADIUS CORNER - 11 6" X 28
- SF PANEL-SHEATHING, WAFFERBOARD - 4' X 8" - INCREMENTS OF 32 S
- EA COMPARTMENT-SPARE TIRE
- EA PIN-PIVOT - FOR 077384-01-000
- EA RETAINER-SPARE TIRE, 2" X 7 9" - HOLE IN MIDDLE

1990 ITASCA

TABLE OF CONTENTS

INTRODUCTION	A-01	A-02
ABBREVIATIONS		A-03
ALPHABETICAL INDEX	A-04	A-08
ICN25RC	A-07	F-12
ICN27RT	F-13	K-16

1990 ICN25RC INDEX

FLOOR PLAN	A-07	A-08
ACCESSORIES	A-09	A-20
BATH	A-21	A-22
BEDROOM	A-23	A-24
CHASSIS	B-01	B-08
C C & PAD	B-09	B-18
DINETTE	B-19	B-22
DRIVERS	B-23	C-02
ELECTRICAL	C-03	C-08
EXTERIOR BODY	C-09	C-20
GALLEY	C-21	D-06
HEATING & A/C	D-07	D-12
INTERIOR FINISH	D-13	D-16
LABEL	D-17	E-02
LP		E-03
LOUNGE		E-04
SEALANTS & FASTENERS	E-05	E-07
WATER & SEWAGE	E-08	E-13
WINDOW, VENT AND		
EXTERIOR DOOR	E-14	F-12

EXTERIOR BODY GROUP (CONTINUED)

EXTERIOR MIRRORS

KEY PART NUMBER	U/M DESCRIPTION
086280-01-000	EA MIRROR-W/CONVEX, PASSENGER
086280-02-000	EA MIRROR-W/CONVEX, DRIVER
086280-03-000	EA ACCESSORY KIT-MIRROR, EXTENSION

ASSIST HANDLE

KEY PART NUMBER	U/M DESCRIPTION
009126-02-000	EA HANDLE-ASSIST, ENTRY DOOR - BLACK
083886-12-000	EA HANDLE-ASSIST, DRIVER DOOR - METAL -OFF WHITE

WINDSHIELD COMPONENTS

KEY PART NUMBER	U/M DESCRIPTION
091215-01-000	EA GLASS-WINDSHIELD, PASSENGER
091215-02-000	EA GLASS-WINDSHIELD, DRIVER
098788-01-000	EA CHANNEL-RIGID, WINDSHIELD - .38" - PVC
091986-01-000	EA MOLDING-REVEAL, WINDSHIELD - SURROUNDS BOTH WINDSHIELDS
091901-01-000	EA TRIM-A/PILLAR, PASS - BETWEEN WINDSHIELD & VENT GLASS - BL
091901-02-000	EA TRIM-A/PILLAR, DR - BETWEEN WINDSHIELD & VENT GLASS - BLK
002328-02-000	EA BLOCK-WINDSHIELD, 062" X 5" X .98"
091969-01-000	EA FRAME-WINDSHIELD, LOWER - INNER - PASSENGER
091969-02-000	EA FRAME-WINDSHIELD, LOWER - INNER - DRIVER
091953-03-000	EA GLASS-CORNER VENT, PASSENGER
091953-04-000	EA GLASS-CORNER VENT, DRIVER
040921-04-000	EA NUT-SPEED, U TYPE - NO. 8 - .59" LENGTH X .44" WIDTH
040921-05-000	EA NUT-SPEED, U TYPE - NO. 8 - .67" LENGTH X .44" WIDTH
040921-06-000	EA NUT-SPEED, U TYPE - NO. 8 - .57" LENGTH X .63" WIDTH
091959-01-000	EA FRAME - WINDSHIELD, LOWER

ELECTRICAL SERVICE DOORS (UNDER HOOD)

KEY PART NUMBER	U/M DESCRIPTION	
092522-01-000	EA DOOR-CIRCUIT BREAKERS	FROM: 00-00-00 THRU: 09-18-89
086755-02-000	EA LATCH-1/4 TURN,ROTARY,PLAS	FROM: 00-00-00 THRU: 09-18-89
093633-01-000	EA LATCH-1/4 TURN,HANDLE	FROM: 00-00-00 THRU: 09-18-89
098527-02-000	EA DOOR ASM-FUSES	FROM: 09-19-89 THRU: 00-00-00
098527-01-000	EA DOOR-CIRCUIT BREAKERS	FROM: 09-19-89 THRU: 00-00-00
098196-01-000	EA LATCH-1/4 TURN, T-BAR	FROM: 09-19-89 THRU: 00-00-00
092492-01-000	EA SEAL-ELECTRICAL BOX	

EXTERIOR BODY GROUP (CONTINUED)

SKINS AND PANELS AND STYROFOAM

KEY PART NUMBER	U/M DESCRIPTION
044487-01-001	EA ALUMINUM SHEET - .018" X 98" X 360" - MILL FINISH
083874-01-000	SF STYROFOAM, DOW TYPE SM - 1.5" X 24" X 85.25"
000888-01-000	SF STYROFOAM-.75" X 24" X 98" - INCREMENTS OF 16 SF
000870-03-000	SF STYROFOAM-1.34" X 48" X 98" - INCREMENTS OF 32 SF
000870-05-000	SF STYROFOAM-.5" X 24" X 98", INCREMENTS OF 16 SF
001054-01-011	EA ALUMINUM-SHEET, .024" X 48" X 98" - FLAT - OFF WHITE
004006-02-000	EA ADHESIVE-SWIFTS, 1 GAL - W1333
004006-04-700	EA ADHESIVE-PIERCE, 1 GAL - J9270-X-1
084882-15-000	EA PANEL-FIBERGLASS/PARTICLE BOARD, 83 3" X 20 5' - OFF WHITE
093743-01-02A	SF PLASTIC-ABS, 11.5" WIDE - OFF WHITE

208" FORD CHASSIS OPTION L51C

KEY PART NUMBER	U/M DESCRIPTION
074559-01-000	EA DECAL-LOGO, LPG - RED - (CALIF CODE)

DRIVER DOOR W/POWER WINDOW AND MIRROR OPTION L28P

KEY PART NUMBER	U/M DESCRIPTION
092080-01-000	EA WIRE-IP, REMOTE MIRROR
086259-04-000	EA MIRROR-REMOTE HEAT, W/ARM & MIRRORS - PRE-WIRED - PASSENGER
086259-05-000	EA MIRROR-REMOTE HEAT, W/ARM & MIRRORS - PRE-WIRED - DRIVER

1990 ITASCA

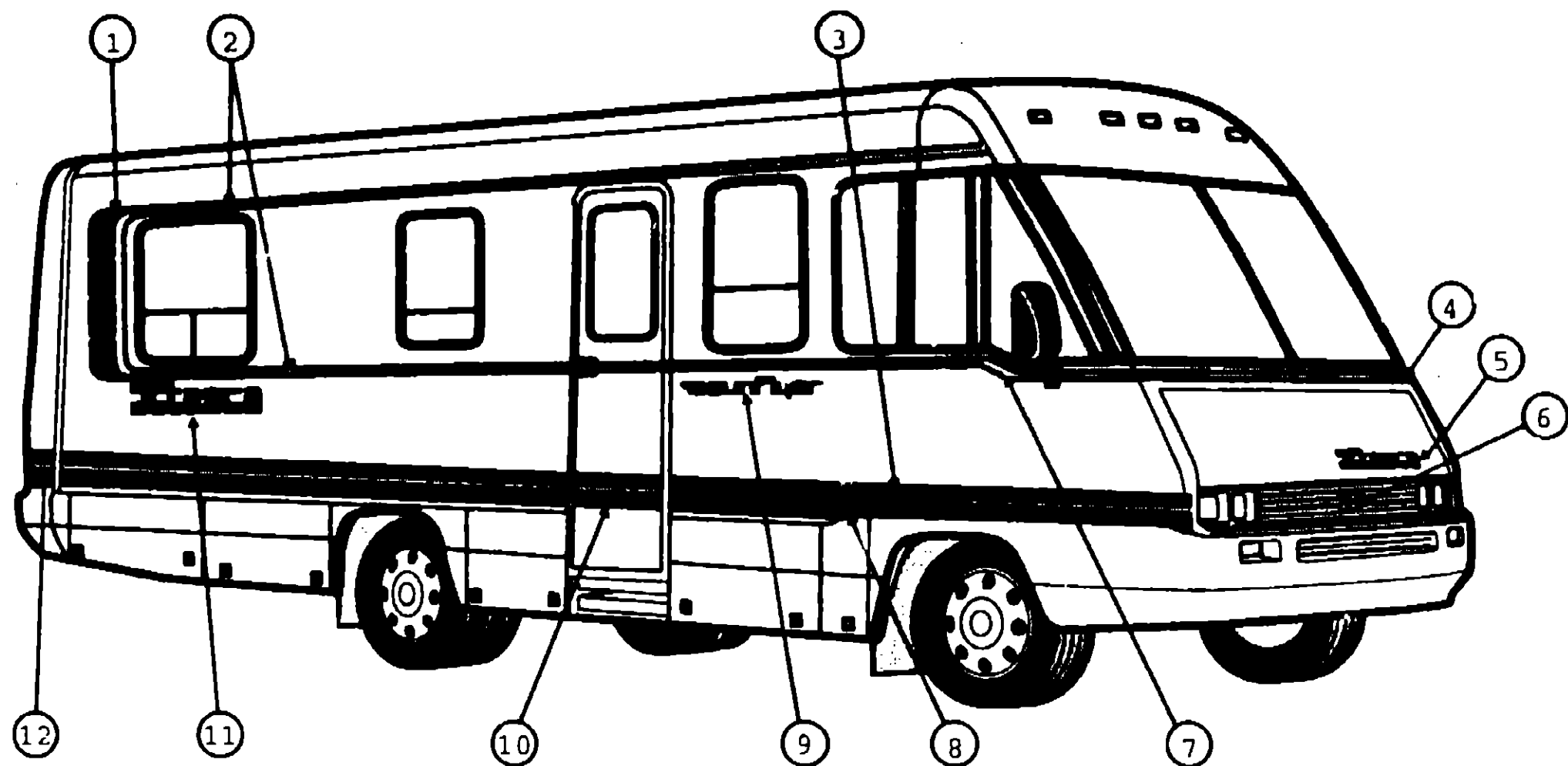
TABLE OF CONTENTS

INTRODUCTION	A-01	A-02
ABBREVIATIONS		A-03
ALPHABETICAL INDEX	A-04	A-08
ICN25RC	A-07	F-12
ICN27RT	F-13	K-16

1990 ICN25RC INDEX

FLOOR PLAN	A-07	A-08
ACCESSORIES	A-09	A-20
BATH	A-21	A-22
BEDROOM	A-23	A-24
CHASSIS	B-01	B-08
C C & PAD	B-09	B-18
DINETTE	B-19	B-22
DRIVERS	B-23	C-02
ELECTRICAL	C-03	C-08
EXTERIOR BODY	C-09	C-20
GALLEY	C-21	D-06
HEATING & A/C	D-07	D-12
INTERIOR FINISH	D-13	D-16
LABEL	D-17	E-02
LP		E-03
LOUNGE		E-04
SEALANTS & FASTENERS	E-05	E-07
WATER & SEWAGE	E-08	E-13
WINDOW, VENT AND EXTERIOR DOOR	E-14	F-12

EXTERIOR BODY GROUP (CONTINUED)



DECALS & PAINT
AES COLOR CODE

1990 ITASCA
TABLE OF CONTENTS

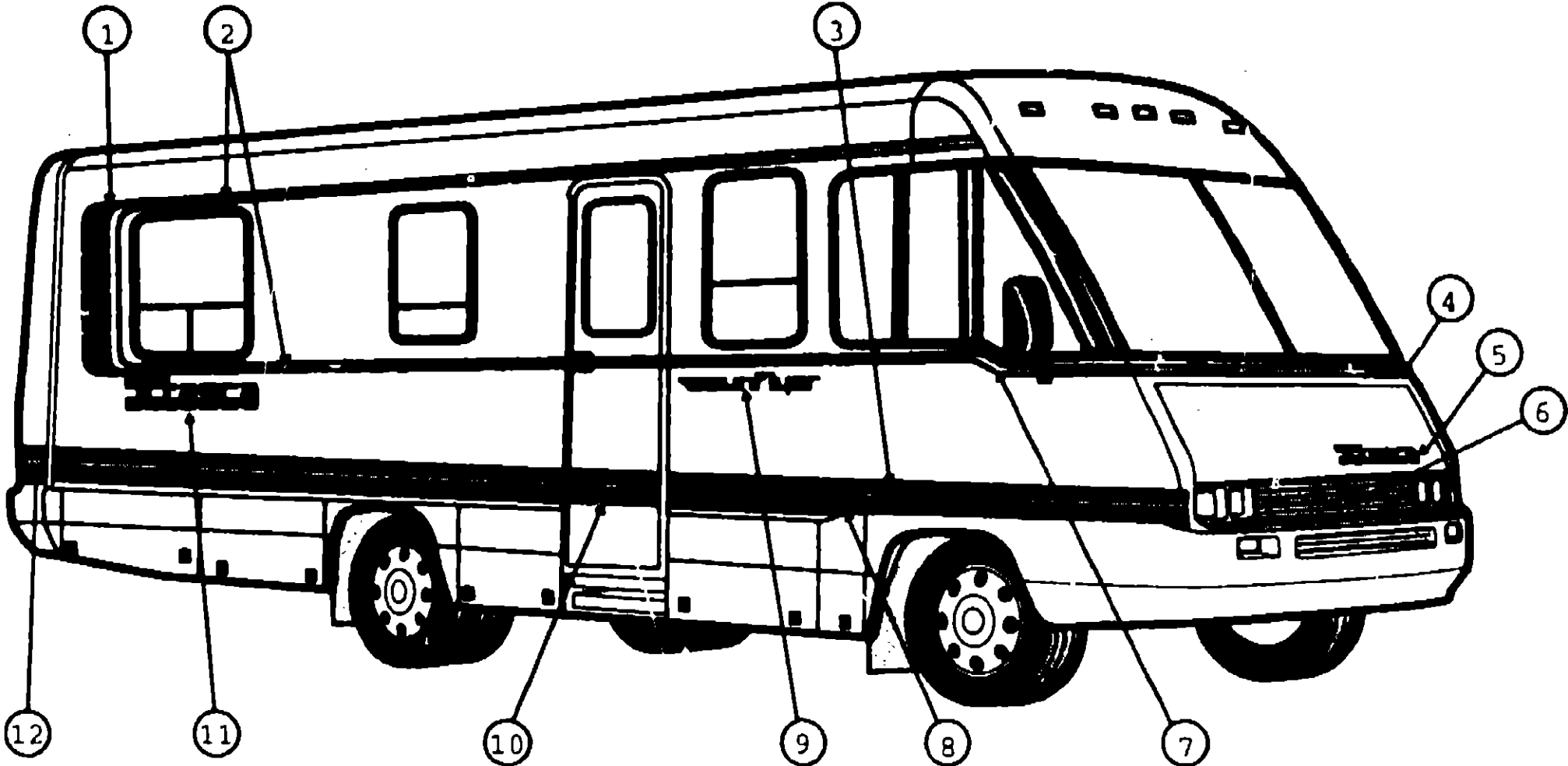
INTRODUCTION	A-01	A-02
ABBREVIATIONS		A-03
ALPHABETICAL INDEX	A-04	A-06
ICN25RC	A-07	F-12
ICN27RT	F-13	K-16

1990 ICN25RC INDEX

FLOOR PLAN	A-07	A-08
ACCESSORIES	A-09	A-20
BATH	A-21	A-22
BEDROOM	A-23	A-24
CHASSIS	B-01	B-06
C C & PAD	B-09	B-18
DINETTE	B-19	B-22
DRIVERS	B-23	C-02
ELECTRICAL	C-03	C-06
EXTERIOR BODY	C-09	C-20
GALLEY	C-21	D-06
HEATING & A/C	D-07	D-12
INTERIOR FINISH	D-13	D-16
LABEL	D-17	E-02
LP		E-03
LOUNGE		E-04
SEALANTS & FASTENERS	E-05	E-07
WATER & SEWAGE	E-08	E-13
WINDOW, VENT AND EXTERIOR DOOR	E-14	F-12

KEY PART NUMBER	U/M	DESCRIPTION
1 097911-01-01A	EA	DECAL-WINDOW,REAR,PASSENGERS - BURG/BLUE
097911-02-01A	EA	DECAL-WINDOW,REAR,DRIVERS - BURG/BLUE
2 093689-02-03A	FT	FILM-MULTISTRIPE,57 MM X 150 FT - BURGUNDY/BLUE
3 093689-04-03A	FT	FILM-MULTISTRIPE,152 MM X 150 FT-BURGUNDY/BLUE
4 093689-03-03A	FT	FILM-MULTISTRIPE,66 MM X 150 FT-BLUEGREEN/BURGUNDY
5 093789-01-03A	EA	DECAL-LOGO ITASCA,W/ANGLE-BLACK/BLUE/BURGUNDY
6 093790-01-01A	EA	DECAL-LOGO "I"
7 093792-01-03A	EA	DECAL-CORNER,FRONT,PASSENGERS
093792-02-03A	EA	DECAL-CORNER,FRONT,DRIVERS
8 093797-01-03A	EA	DECAL-TRANSITION PASSENGERS
093797-02-03A	EA	DECAL-TRANSITION DRIVERS
9 093793-01-03A	EA	DECAL-LOGO SUNFLYER,PASSENGERS
093793-02-03A	EA	DECAL-LOGO SUNFLYER,DRIVERS
10 093689-05-03A	FT	FILM-MULTISTRIPE,203 MM X 150 FT-BURGUNDY/BLUE
11 078852-11-000	EA	DECAL-LOGO "ITASCA" 6.50-BLUE/BLACK
12 093798-01-03A	EA	DECAL-CORNER,REAR,PASSENGERS-BURGUNDY/BLUE
093798-02-03A	EA	DECAL-CORNER,REAR,DRIVERS-BURGUNDY/BLUE
093791-01-01A	EA	DECAL-LOGO "ITASCA" RAISE LETTER
NOTE:		UNIT WITH AE7 COLOR CODE ON FOLLOWING PAGE

EXTERIOR BODY GROUP (CONTINUED)



DECALS & PAINT CONT
AE7 COLOR CODE

KEY PART NUMBER	U/M	DESCRIPTION
1 097911-01-02A	EA	DECAL-WINDOW,REAR,PASSENGERS - BLUE/BURGANDY
097911-02-02A	EA	DECAL-WINDOW,REAR,DRIVERS - BLUE/BURGANDY
2 093689-02-03A	FT	FILM-MULTISTRIPE,57 MM X 150 FT - BLUE/BURGANDY
3 093689-04-03A	FT	FILM-MULTISTRIPE,152 MM X 150 FT- BLUE/BURGANDY
4 093689-03-03A	FT	FILM-MULTISTRIPE,66 MM X 150 FT- BLUE/BURGANDY
5 093789-01-04A	EA	DECAL-LOGO ITASCA,W/ANGLE-BLACK/BLUE/BURGANDY
6 093790-01-01A	EA	DECAL-LOGO "I"
7 093792-01-04A	EA	DECAL-CORNER,FRONT,PASSENGERS - BLUE/BURGANDY
093792-02-04A	EA	DECAL-CORNER,FRONT,DRIVERS - BLUE/BURGANDY
8 093797-01-04A	EA	DECAL-TRANSITION PASSENGERS-BLUE/BURGANDY
093797-02-04A	EA	DECAL-TRANSITION DRIVERS-BLUE/BURGANDY
9 093793-01-04A	EA	DECAL-LOGO SUNFLYER,PASSENGERS- BLACK/BLUE/BURGANDY
093793-02-04A	EA	DECAL-LOGO SUNFLYER,DRIVERS - BLACK/BLUE/BURGANDY
10 093689-05-04A	FT	FILM-MULTISTRIPE,203 MM X 150 FT-BLUE/BURGANDY
11 078852-14-000	EA	DECAL-LOGO "ITASCA" 6.50-BLACK/BRCWN/MED BLUE
093798-01-04A	EA	DECAL-CORNER,REAR,PASSENGERS-BLUE/BURGANDY
093798-02-04A	EA	DECAL-CORNER,REAR,DRIVERS-BLUE/BURGANDY
093791-01-01A	EA	DECAL-LOGO "ITASCA" BACKWALL - RAISE LETTER
NOTE:		UNIT WITH AE8 COLOR CODE ON FOLLOWING PAGE

1990 ITASCA
TABLE OF CONTENTS

INTRODUCTION	A-01 - A-02
ABBREVIATIONS	A-03
ALPHABETICAL INDEX	A-04 - A-08
ICN25RC	A-07 - F-12
ICN27RT	F-13 - K-16

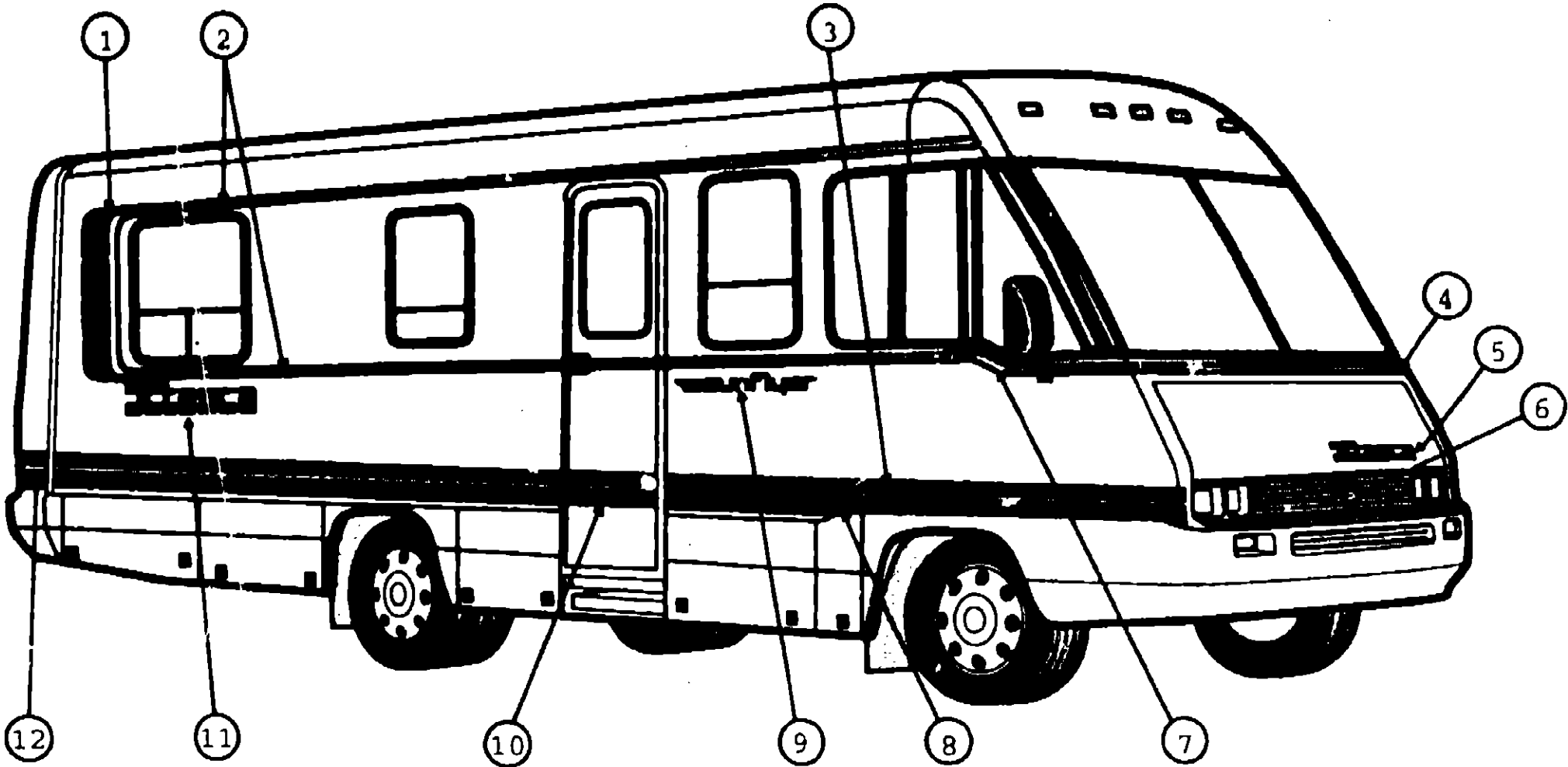
1990 ICN25RC INDEX

FLOOR PLAN	A-07 - A-08
ACCESSORIES	A-09 - A-20
BATH	A-21 - A-22
BEDROOM	A-23 - A-24
CHASSIS	B-01 - B-08
C C & PAD	B-09 - B-18
DINETTE	B-19 - B-22
DRIVERS	B-23 - C-02
ELECTRICAL	C-03 - C-08
EXTERIOR BODY	C-09 - C-20
GALLEY	C-21 - D-06
HEATING & A/C	D-07 - D-12
INTERIOR FINISH	D-13 - D-16
LABEL	D-17 - E-02
LP	E-03
LOUNGE	E-04
SEALANTS & FASTENERS	E-05 - E-07
WATER & SEWAGE	E-08 - E-13
WINDOW, VENT AND EXTERIOR DOOR	E-14 - F-12

EXTERIOR BODY GROUP (CONTINUED)

1990 ITASCA
TABLE OF CONTENTS

INTRODUCTION	A-01	A-02
ABBREVIATIONS		A-03
ALPHABETICAL INDEX	A-04	A-08
ICN25RC	A-07	F-12
ICN27RT	F-13	K-16

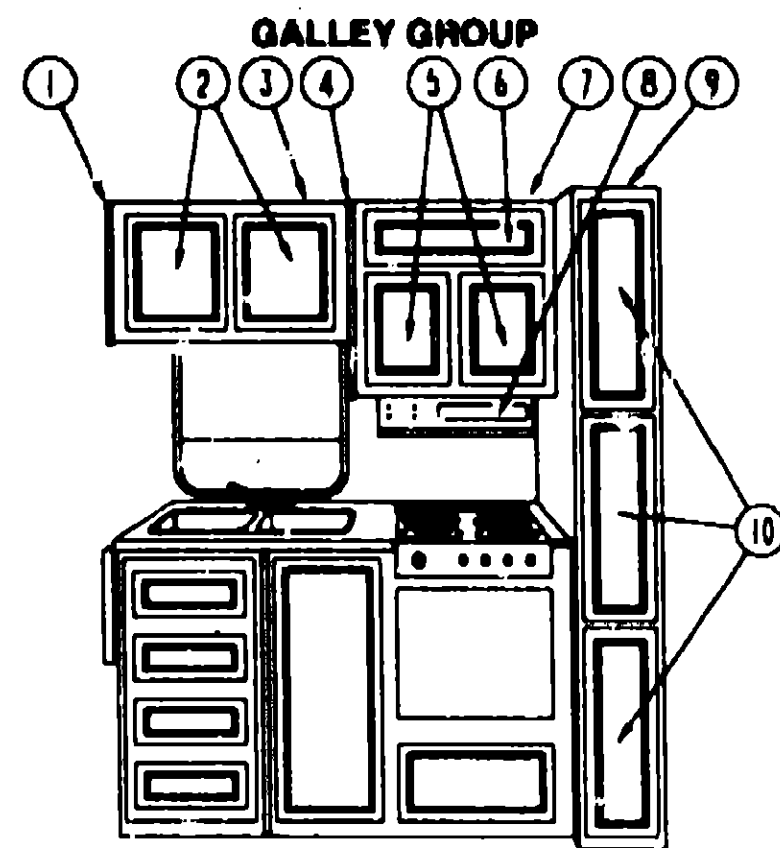


DECALS & PAINT CONT
AES COLOR CODE

KEY PART NUMBER	U/M	DESCRIPTION
1 097911-01-03A	EA	DECAL-WINDOW,REAR,PASSENGERS - BROWN/MED BLUE
097911-02-03A	EA	DECAL-WINDOW,REAR,DRIVERS - BROWN/MED BLUE
2 093689-02-04A	FT	FILM-MULTISTRIPE,57 MM X 150 FT - BROWN/MED BLUE
3 093689-04-04A	FT	FILM-MULTISTRIPE,152 MM X 150 FT - BROWN/MED BLUE
4 093689-03-04A	FT	FILM-MULTISTRIPE,66 MM X 150 FT - BROWN/MED BLUE
5 093789-01-05A	EA	DECAL-LOGO ITASCA,W/ANGLE-BLACK/BROWN/MED BLUE
6 093790-01-01A	EA	DECAL-LOGO "I"
7 093792-01-05A	EA	DECAL-CORNER,FRONT,PASSENGERS - BROWN/MED BLUE
093792-02-05A	EA	DECAL-CORNER,FRONT,DRIVERS - BROWN/MED BLUE
8 093797-01-05A	EA	DECAL-TRANSITION PASSENGERS-BROWN/MED BLUE
093797-02-05A	EA	DECAL-TRANSITION DRIVERS-BROWN/MED BLUE
9 093793-01-05A	EA	DECAL-LOGO SUNFLYER,PASSENGERS- BLACK/BROWN/MED BLUE
093793-02-05A	EA	DECAL-LOGO SUNFLYER,DRIVERS - BLACK/BROWN/MED BLUE
10 093689-05-05A	FT	FILM-MULTISTRIPE,203 MM X 150 FT-BROWN/MED BLUE
11 078852-15-000	EA	DECAL-LOGO "ITASCA" 6.50-BLACK/BROWN/MED BLUE
12 093798-01-05A	EA	DECAL-CORNER,REAR,PASSENGERS-BROWN/MED BLUE
093798-02-05A	EA	DECAL-CORNER,REAR,DRIVERS-BROWN/MED BLUE
093791-01-01A	EA	DECAL-LOGO "ITASCA" BACKWALL - RAISE LETTER

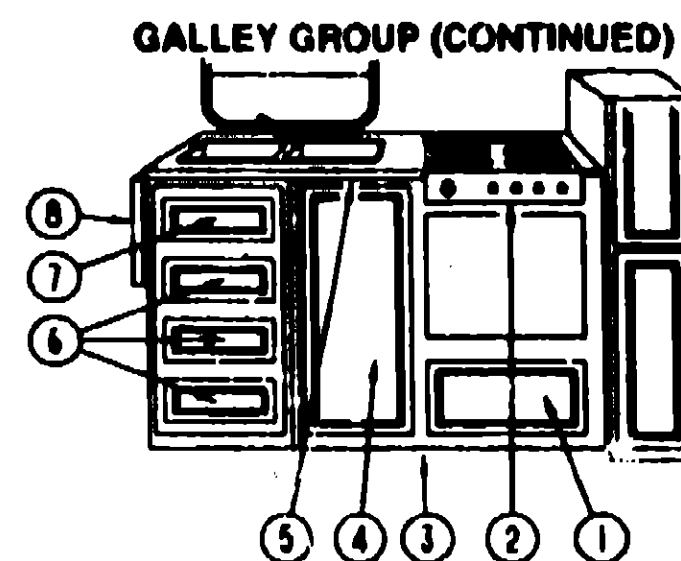
1990 ICN25RC INDEX

FLOOR PLAN	A-07	A-08
ACCESSORIES	A-09	A-20
BATH	A-21	A-22
BEDROOM	A-23	A-24
CHASSIS	B-01	B-08
C C & PAD	B-09	B-18
DINETTE	B-19	B-22
DRIVERS	B-23	C-02
ELECTRICAL	C-03	C-08
EXTERIOR BODY	C-09	C-20
GALLEY	C-21	D-06
HEATING & A/C	D-07	D-12
INTERIOR FINISH	D-13	D-16
LABEL	D-17	E-02
LP		E-03
LOUNGE		E-04
SEALANTS & FASTENERS	E-05	E-07
WATER & SEWAGE	E-08	E-13
WINDOW, VENT AND EXTERIOR DOOR	E-14	F-12



GALLEY OVERHEAD CABINETS & COMPONENTS

KEY PART NUMBER	U/M DESCRIPTION
1 092747 01 Y10	EA CAP ASM-END,OVERHEAD FROM: 00-00-00 THRU: 11-26-89
1 099092 01 AB6	EA CAP ASM-END,OVERHEAD FROM: 11-27-89 THRU: 99-99-99
2 M88304-84-X08	EA DOOR ASM-HARDWARE, 14.37" X 26.77" FROM: 00-00-00 THRU: 11-26-89
2 M88304-L4-AE6	EA DOOR ASM-HARDWARE 14.37" X 16.14" FROM: 11-27-89 THRU: 99-99-99
3 M92078-01-AE6	EA CABINET-OVERHEAD, SINK - W/O DOORS OR HARDWARE FROM: 00-00-00 THRU: 11-26-89
3 098923-01-AB6	EA CABINET-OVERHEAD, SINK - W/O DOORS OR HARDWARE FROM: 11-27-89 THRU: 99-99-99
4 092090 02 Y12	EA END CAP-CABINET, OVERHEAD - FRONT FROM: 00-00-00 THRU: 11-26-89
4 092090 03 AB6	EA END CAP-CABINET, OVERHEAD - FRONT FROM: 11-27-89 THRU: 01-01-90
4 092090 04 AB6	EA END CAP-CABINET, OVERHEAD - FRONT FROM: 01-02-90 THRU: 99-99-99
5 M88304-K8-AE1	EA DOOR-CABINET, W/O HARDWARE - 10.8" X 14.4" FROM: 11-27-89 THRU: 99-99-99
6 M88304-F4-AE6	EA DOOR-CABINET, W/O HARDWARE - 6.4" X 16" FROM: 11-27-89 THRU: 99-99-99
7 M94767 02 AE6	EA CABINET-OVERHEAD, RANGE- W/O DOORS OR HARDWARE (ONE DOOR) FROM: 00-00-00 THRU: 11-26-89
7 M04092-03-AE6	EA CABINET-OVERHEAD, RANGE- W/O DOORS OR HARDWARE (THREE DOOR) FROM: 11-27-89 THRU: 99-99-99
7 094767-02-AE6	EA CABINET-OVERHEAD, USED W/MICROWAVE - W/O DOORS OR HARDWARE FROM: 00-00-00 THRU: 11-26-89
7 M04092-04-AE6	EA CABINET-OVERHEAD, USED W/MICROWAVE - W/O DOORS OR HARDWARE FROM: 11-27-89 THRU: 99-99-99
M88304-A9-X08	EA DOOR-CABINET, W/O HARDWARE 14.37" X 21.85" (ONE DOOR CABINET) FROM: 00-00-00 THRU: 11-26-89
8 096983-05-01A	EA HOOD-RANGE, W/MONITOR PANEL - VENTLINE LED FROM: 00-00-00 THRU: 11-05-89
8 096983-09-01A	EA HOOD-RANGE, W/MONITOR PANEL - VENTLINE PNL FROM: 11-05-89 THRU: 99-99-99
9 092032-01-AE6	EA CABINET ASM-PANTRY (AE6)
9 092032-01-AE6	EA CABINET ASM-PANTRY (AE7)
9 092032-01-AE8	EA CABINET ASM-PANTRY (AE8)
10 M88304 C0 Y10	EA DOOR-CABINET, W/O HARDWARE 7.08" X 25.20"
M88304-F4-Y10	EA DOOR-CABINET,OVER REFRIGERATOR W/O HARDWARE - 6.4" X 16"



GALLEY CABINETS & COMPONENTS CONT.

KEY PART NUMBER	U/M DESCRIPTION
1 M98339-02-AB6	EA DOOR-CABINET, W/O HARDWARE - 21.85" X 15.94" FROM: 00-00-00 THRU: 11-26-89
1 M88304-L3-AE6	EA DOOR-CABINET, W/O HARDWARE - 9.6" X 21.8" FROM: 11-27-89 THRU: 99-99-99
2 098507-01-000	EA RANGE-4 BURNER, W/OVEN - MAGIC CHEF BT22NA - ALUMINUM W/BLACK DOOR
3 M03989-03-AE6	EA CABINET-GALLEY, W/O DOORS OR HARDWARE, DEEP/SHORTY (AE6,AE7) FROM: 00-00-00 THRU: 11-26-89
3 M03989-03-AE8	EA CABINET-GALLEY, W/O DOORS OR HARDWARE, DEEP/SHORTY (AE8) FROM: 00-00-00 THRU: 11-26-89
3 M04096-02-AE6	EA CABINET-GALLEY, W/O DOORS OR HARDWARE, BLACK OVEN (AE6,AE7) FROM: 11-27-89 THRU: 99-99-99
3 M04096-02-AE8	EA CABINET-GALLEY, W/O DOORS OR HARDWARE, BLACK OVEN (AE8) FROM: 11-27-89 THRU: 99-99-99
4 M98339-06-AE6	EA DOOR-CABINET, W/O HARDWARE - 14.37" X 33.46" FROM: 00-00-00 THRU: 11-26-89
4 M88304-95-X11	EA DOOR-CABINET, W/O HARDWARE - 14.37" X 26.77" FROM: 11-27-89 THRU: 99-99-99
5 096900-11-AE6	EA COUNTERTOP-GALLEY (AE6,AE7) FROM: 00-00-00 THRU: 11-26-89
5 098999-12-AE8	EA COUNTERTOP-GALLEY (AE8) FROM: 00-00-00 THRU: 11-26-89
5 098999-12-AE6	EA COUNTERTOP-GALLEY (AE6,AE7) FROM: 11-27-89 THRU: 99-99-99
5 098999-11-AE8	EA COUNTERTOP-GALLEY (AE8) FROM: 11-27-89 THRU: 99-99-99
6 M78921-33-AE6	EA DRAWER-CABINET, W/O HARDWARE - 13" X 15.2" (LOWER 3 DRAWERS) FROM: 11-27-89 THRU: 99-99-99
7 M78921-34-AB6	EA DRAWER-CABINET, W/O HARDWARE - 13" X 6.7" - TOP DRAWER FROM: 11-27-89 THRU: 99-99-99
M98339-05-AE6	EA DOOR-CABINET, W/O HARDWARE - 14.37" X 33.46" FROM: 00-00-00 THRU: 11-26-89
M82164-17-AE6	EA DRAWER ASM - 13.3" X 21.85" W/OCLIP - USED W/ HOTPLATE FROM: 00-00-00 THRU: 11-26-89
M82184-26-AE6	EA DRAWER ASM - USED W/ HOTPLATE FROM: 11-27-89 THRU: 99-99-99
8 090812-02-AE6	EA EXTENSION-COUNTERTOP, GALLEY - W/O HARDWARE - AE6/AE7 FROM: 00-00-00 THRU: 12-03-89
8 090812-04-AE1	EA EXTENSION-COUNTERTOP, GALLEY - W/O HARDWARE - AE6/AE7 FROM: 12-04-89 THRU: 99-99-99
8 080812-02-AB8	EA EXTENSION-COUNTERTOP, GALLEY - W/O HARDWARE - AE8 FROM: 00-00-00 THRU: 12-03-89
8 080812-04-AE3	EA EXTENSION-COUNTERTOP, GALLEY - W/O HARDWARE - AE8 FROM: 12-04-89 THRU: 99-99-99

1990 ITASCA TABLE OF CONTENTS

INTRODUCTION	A-01 - A-02
ABBREVIATIONS	A-03
ALPHABETICAL INDEX	A-04 - A-06
ICN25RC	A-07 - F-12
ICN27RT	F-13 - K-16

1990 ICN25RC INDEX

FLOOR PLAN	A-07 - A-08
ACCESSORIES	A-09 - A-20
BATH	A-21 - A-22
BEDROOM	A-23 - A-24
CHASSIS	B-01 - B-08
C & PAD	B-09 - B-18
DINETTE	B-19 - B-22
DRIVERS	B-23 - C-02
ELECTRICAL	C-03 - C-08
EXTERIOR BODY	C-09 - C-20
GALLEY	C-21 - D-06
HEATING & A/C	D-07 - D-12
INTERIOR FINISH	D-13 - D-16
LABEL	D-17 - E-02
LP	E-03
LOUNGE	E-04
SEALANTS & FASTENERS	E-05 - E-07
WATER & SEWAGE	E-08 - E-13
WINDOW, VENT AND EXTERIOR DOOR	E-14 - F-12

GALLEY GROUP (CONTINUED)

MISCELLANEOUS GALLEY COMPONENTS

KEY PART NUMBER	U/M DESCRIPTION
093863-01-AE6	EA COVER-SINK (AE6,AE7)
093863-01-AE8	EA COVER-SINK (AE8)
093153-01-000	EA BOARD-CUTTING, MAPLE - 10 8" X 14 5"
093528-01-000	EA SINK-DOUBLE, STAINLESS STEEL - 19" X 25"
084952-01-000	EA FAUCET-GALLEY
092303-01-000	EA STRAINER-SINK
091208-01-000	EA WASHER-RUBBER, .08" X .75" X .5"
091255-01-000	FT SEAL-ADHESIVE BACKED FOAM, 1.2" X .18"
100081-01-01A	EA TRAY-SILVERWARE, ALMOND - RUBBERMAID
058334-01-000	EA WASTEBASKET-9 3/4" X 7" X 10", WHITE - RUBBERMAID
093805-01-01A	EA RACK-TOWEL, WIRE - ALMOND
055516-03-000	EA BRACKET-REAR TIEDOWN, RANGE WOVEN
093238-01-Y12	EA HOLDER-KNIFE, COUNTERTOP - OAK
093282-01-000	EA BONNET-KNIFE HOLDER, UNDER COUNTER - METAL
098335-02-A88	EA RAIL-GALLEY, 75" X 22.34"
091890-01-000	EA BRACKET - TIEDOWN, STOVE - RIGHT HAND FROM: 00-00-00 THRU: 11-26-89
091890-02-000	EA BRACKET - TIEDOWN, STOVE - LEFT HAND FROM: 00-00-00 THRU: 11-26-89
091890-03-000	EA BRACKET - TIEDOWN, STOVE - RIGHT HAND FROM: 11-27-89 THRU: 99-99-99
091890-04-000	EA BRACKET - TIEDOWN, STOVE - LEFT HAND FROM: 11-27-89 THRU: 99-99-99
092487-02-Y12	EA RACK-SPICE
092488-01-Y12	EA HOLDER-PAPER TOWEL

MICROWAVE OVEN OPTION

KEY PART NUMBER	U/M DESCRIPTION
091269-05-000	EA OVEN-MICROWAVE, MAGIC CHEF M15E-9PB
091269-03-000	EA OVEN-MICROWAVE, W/ BROWNING OVEN - M'CHEF M16-10PB
094745-01-01A	EA TRIM-MICROWAVE, LOWER - BLACK
094774-01-01A	EA TRIM-MICROWAVE, EITHER SIDE - BLACK FROM: 00-00-00 THRU: 05-27-90
094774-03-01A	EA TRIM-MICROWAVE, EITHER SIDE - BLACK FROM: 05-28-90 THRU: 99-99-99
094750-01-000	EA BRACKET-MICROWAVE, 90 DEGREE
091269-03-701	EA PLATE-CERAMIC, 9.5" - ROUND - MAGIC CHEF 246-0005
091269-03-702	EA CLIP-OVEN SHELF, WHITE - MAGIC CHEF 201-0044
091269-03-703	EA CLIP-OVEN SHELF, BLACK - MAGIC CHEF 201-0031
093744-03-000	EA BRACKET-TIEDOWN, STOVE - FRONT
093744-04-000	EA BRACKET-TIEDOWN, STOVE - REAR
094750-01-000	EA BRACKET-MICROWAVE, 90 DEGREE

GALLEY GROUP (CONTINUED)

RANGE TOP

KEY PART NUMBER	U/M DESCRIPTION
081374-03-000	EA RANGE-4 BURNER, W/O OVEN - ALMOND - MAGIC CHEF BT85NA-4 FROM: 00-00-00 THRU: 07-29-90
084782-02-715	EA CLIP-GRATE, MAGIC CHEF 413-00015
081374-03-704	EA REGULATOR-PRESSURE, MAGIC CHEF 7510P032-80
049045-01-703	EA VALVE-TOP BURNER, MAGIC CHEF 997-584
084782-02-700	EA TOP-MAIN-ALMOND-4BURNER
084782-02-714	EA FITTING-PIPE NIPPLE, 1/8" - MAGIC CHEF 883-1
098507-01-701	EA TOP-MAIN, ALMOND - MAGIC CHEF 2001F057-74
081374-03-700	EA TRIM-CAB, REAR - ALMOND - MAGIC CHEF 3808F018-74
081374-01-703	EA TRIM TOP REAR
081374-03-704	EA REGULATOR-PRESSURE, MAGIC CHEF 7510P032-80
081374-03-705	EA TRIM-BACK, ALMOND - MAGIC CHEF 3808F009-74
081374-01-000	EA RANGE-4 BURNER, W/O OVEN - ALMOND - MAGIC CHEF BT85NA-4 FROM: 07-30-90 THRU: 08-12-90
081374-01-700	EA TRIM-CAB TOP RIGHT, BLACK - MAGIC CHEF 3808F015-70
081374-01-701	EA TRIM-CAB TOP LEFT, BLACK - MAGIC CHEF 3808F016-70
081374-01-702	EA PANEL-MANIFOLD WARM, BLACK - MAGIC CHEF 52-20712-5X
081374-01-703	EA TRIM-TOP REAR, MAGIC CHEF 52-10354-3
081374-01-704	EA GUARD-FABRIC, MAGIC CHEF 50-11-688-2
102019-01-01A	EA RANGE TOP-4 BURNER, ALMOND - MAGIC CHEF BT85RA-4 FROM: 08-13-90 THRU: 99-99-99
102020-01-701	EA HANDLE, DOOR
102020-01-702	EA PANEL, MANIFOLD
102022-01-700	EA PANEL, DOOR (BLACK) SPEC 49
102020-01-700	EA SHELF-OVEN
102020-01-705	EA TRIM(LEFT)
102020-01-706	EA TRIM(RIGHT)
102020-01-708	EA BURNER ASSEMBLY (OVEN)
102020-01-709	EA BUMPER, GRATE
102020-01-711	EA GRATE, TOP
102020-01-712	EA KNOB, BURNER VALVE
102020-01-713	EA KNOB, THERMOSTAT
102020-01-714	EA PILOT, OVEN
102022-01-702	EA PIPE, MANIFOLD
102022-01-703	EA REGULATOR, PRESSURE
102020-01-717	EA THERMOSTAT
102020-01-719	EA TOP, MAIN (BLACK)
102020-01-720	EA VALVE, MERCURY CONTROL
102020-01-721	EA VALVE, SHUT-OFF
102020-01-722	EA VALVE, TOP BURNER
102020-01-723	EA PILOT, BURNER
102020-01-724	EA BUMPER, MAIN TOP

CANADIAN

KEY PART NUMBER	U/M DESCRIPTION
096983-10-01A	EA HOOD-RANGE, W/MONITOR PANEL - VENTLINE TCS 4003SAC
096983-10-701	EA BEZEL-SWITCH LEVER, CABLE TO VENT - VENTLINE 1997
092696-01-701	EA KNOB-LEVER, CABLE - PLASTIC - BLACK - VENTLINE CC225
092696-01-702	EA RESISTOR-WIRE, VENTLINE L7314
092696-01-709	EA BULB-912, VENTLINE VA415
092696-01-710	EA SOCKET-LIGHT, VENTLINE CB267-2
096983-01-708	EA LENS-LAMP, VENTLINE CC179
096983-01-709	EA SWITCH-LEVER, W/CABLE - VENTLINE CB547-4
090973-01-702	EA BLADE-FAN, LVS VA183-1
096983-01-707	EA FILTER-GREASE, 8" X 8" - LVS CC246
100258-04-700	EA CIRCUIT BOARD, VENTLINE 5037
100258-08-701	EA SWITCH-FAN, 2 SPEED - VENTLINE 122
096983-01-703	EA SWITCH-ON/ON - JENSEN 115
096983-01-702	EA SWITCH-TWO WAY MOMENTARY, VENTLINE 112
100258-10-01A	EA METER-HOUR, VENTLINE 150
090973-01-700	EA MOTOR - LVS CA508-1
096983-01700	EA SWITCH - ON - OFF
096983-01-701	EA SWITCH - MOMENTARY ONE WAY
096983-10-700	EA PANEL ASM. - 1998

1990 ITASCA

TABLE OF CONTENTS

INTRODUCTION	A-01	A-02
ABBREVIATIONS		A-03
ALPHABETICAL INDEX	A-04	A-08
ICN25RC	A-07	F-12
ICN27RT	F-13	K-18

1990 ICN25RC INDEX

FLOOR PLAN	A-07	A-08
ACCESSORIES	A-09	A-20
BATH	A-21	A-22
BEDROOM	A-23	A-24
CHASSIS	B-01	B-08
C C & PAD	B-09	B-18
DINETTE	B-19	B-22
DRIVERS	B-23	C-02
ELECTRICAL	C-03	C-08
EXTERIOR BODY	C-09	C-20
GALLEY	C-21	D-06
HEATING & A/C	D-07	D-12
INTERIOR FINISH	D-13	D-16
LABEL	D-17	E-02
LP		E-03
LOUNGE		E-04
SEALANTS & FASTENERS	E-05	E-07
WATER & SEWAGE	E-08	E-13
WINDOW, VENT AND		
EXTERIOR DOOR	E-14	F-12

GALLEY GROUP (CONTINUED)

RANGE HOOD

KEY PART NUMBER

LINE DESCRIPTION

EA HOOD-RANGE, W/MONITOR PANEL - VENTLINE
FROM 00-00-00 THRU 11-19-89

NO LONGER AVAILABLE

090973-01-700 EA MOTOR - LVS CA508-1
092696-01-000 EA CABLE-VENT, W/NUT - 12 3' - VENTLINE
090973-01-702 EA BLADE-FAN, LVS VA183-1
092696-01-709 EA BULB-912, LVS VA415
092696-01-710 EA SOCKET-LIGHT, LVS CB267-2
096983-01-708 EA LAMP LENS, VENTLINE CC179
075470-01-703 EA SWITCH-ON-MOMENTARY, JENSEN RP1016
075470-01-705 EA SWITCH-ON/OFF/ON MOMENTARY, JENSEN RP1014
092696-01-701 EA PLASTIC KNOB F/CABLE, VENTLINE CC 225
092696-01-703 EA FUSE HOLDER, VENTLINE CC195
079353-01-700 EA TEST CONNECTOR, LVS 7904
075470-01-703 EA SWITCH-ON-MOMENTARY, JENSEN RP1016
075470-01-702 EA SWITCH-ON/OFF, LVS CB484
096983-01-707 EA FILTER-GREASE, 8" X 8" - LVS CC246
096983-01-709 EA SWITCH & LEVER MODULE 17 1/2, VENTLINE CB547-4
079353-01-704 EA CIRCUIT BD, TANKS - LVS 5062
072351-02-700 EA CLOCK ASM - LVS IND
096983-03-700 EA METAL FACE PLATE SCREENED - JENSEN 1891-01
096983-03-710 EA CONTROL PANEL ASM - JENSEN L1992
076799-01-713 EA SWITCH-S P D T - JENSEN 108
096983-01-703 EA SWITCH-ON-ON - JENSEN 115
096983-08-01A EA HOOD-RANGE, W/MONITOR PANEL - ALMOND - VENTLINE

FROM 11-20-89 THRU 99-99-99

NO LONGER AVAILABLE

096603-09-700 EA METAL FACE PLATE (SCHEENED) - JENSEN 1895
090973-01-700 EA MOTOR - LVS CA508-1
090973-01-702 EA BLADE-FAN, LVS VA183-1
092696-01-709 EA BULB-912, LVS VA415
092696-01-710 EA SOCKET-LIGHT, LVS CB267-2
096983-01-708 EA LAMP LENS, VENTLINE CC179
096983-01-707 EA FILTER-GREASE, 8" X 8" - LVS CC246
079353-01-704 EA CIRCUIT BD, TANKS - LVS 5062
075470-01-703 EA SWITCH-ON-MOMENTARY, JENSEN RP1016
075470-01-705 EA SWITCH-ON/OFF/ON MOMENTARY, JENSEN RP1014
092696-01-701 EA PLASTIC KNOB F/CABLE, VENTLINE CC 225
096983-01-709 EA SWITCH & LEVER MODULE 17 1/2, VENTLINE CB547-4
092696-01-703 EA FUSE HOLDER, VENTLINE CC195
079353-01-700 EA TEST CONNECTOR, LVS 7904
090226-01-000 EA LABEL-WARNING STOVE VENT - US
096983-08-01A EA HOOD-RANGE, W/MONITOR PANEL - CANADIAN

FROM 00-00-00 THRU 11-19-89

090973-01-700 EA MOTOR - LVS CA508-1
090973-01-702 EA BLADE-FAN, LVS VA183-1
092696-01-709 EA BULB-912, LVS VA415
092696-01-710 EA SOCKET-LIGHT, LVS CB267-2
096983-01-708 EA LAMP LENS, VENTLINE CC179
096983-01-707 EA FILTER-GREASE, 8" X 8" - LVS CC246
072351-02-700 EA CLOCK ASM - LVS IND
079353-01-704 EA CIRCUIT BD, TANKS - LVS 5062
075470-01-703 EA SWITCH-ON-MOMENTARY, JENSEN RP1016
075470-01-705 EA SWITCH-ON/OFF/ON MOMENTARY, JENSEN RP1014
092696-01-701 EA PLASTIC KNOB F/CABLE, VENTLINE CC 225
096983-01-709 EA SWITCH & LEVER MODULE 17 1/2, VENTLINE CB547-4
092696-01-703 EA FUSE HOLDER, VENTLINE CC195
079353-01-700 EA TEST CONNECTOR, LVS 7904

GALLEY GROUP (CONTINUED)

RANGE HOOD CONT

KEY PART NUMBER

LINE DESCRIPTION

EA HOOD-RANGE, W/MONITOR PANEL - CANADIAN
FROM 11-20-89 THRU 99-99-99

096983-10-701 EA BEZEL-SWITCH LEVER, CABLE TO VENT - VENTLINE 1997
092696-01-701 EA KNOB-LEVER, CABLE - PLASTIC - BLACK - VENTLINE CC225
092696-01-702 EA RESISTOR-WIRE, VENTLINE L7314
092696-01-709 EA BULB-912, VENTLINE VA415
092696-01-710 EA SOCKET-LIGHT, VENTLINE CB267-2
096983-01-708 EA LENS-LAMP, VENTLINE CC179
096983-01-709 EA SWITCH-LEVER, W/CABLE - VENTLINE CB547-4
090973-01-702 EA BLADE-FAN, LVS VA183-1
096983-01-707 EA FILTER-GREASE, 8" X 8" - LVS CC246
100256-04-700 EA CIRCUIT BOARD, VENTLINE 5037
100256-08-701 EA SWITCH-FAN, 2 SPEED - VENTLINE 122
096983-01-703 EA SWITCH-ON/ON - JENSEN 115
096983-01-702 EA SWITCH-TWO WAY MOMENTARY, VENTLINE 112
100256-10-01A EA METER-HOUR, VENTLINE 150
090973-01-700 EA MOTOR - LVS CA508-1
096983-01700 EA SWITCH - ON - OFF
096983-01-701 EA SWITCH - MOMENTARY ONE WAY
096983-10-700 EA PANEL ASM - 1998
090973-01-700 EA MOTOR - LVS CA508-1
090973-01-702 EA BLADE-FAN, LVS VA183-1
092696-01-709 EA BULB-912, LVS VA415
092696-01-710 EA SOCKET-LIGHT, LVS CB267-2
096983-01-708 EA LAMP LENS, VENTLINE CC179
096983-01-707 EA FILTER-GREASE, 8" X 8" - LVS CC246
079353-01-704 EA CIRCUIT BD, TANKS - LVS 5062
075470-01-703 EA SWITCH-ON-MOMENTARY, JENSEN RP1016
075470-01-705 EA SWITCH-ON/OFF/ON MOMENTARY, JENSEN RP1014
092696-01-701 EA PLASTIC KNOB F/CABLE, VENTLINE CC 225
096983-01-709 EA SWITCH & LEVER MODULE 17 1/2, VENTLINE CB547-4
092696-01-703 EA FUSE HOLDER, VENTLINE CC195
079353-01-700 EA TEST CONNECTOR, LVS 7904

1990 ITASCA

TABLE OF CONTENTS

INTRODUCTION	A-01 -	A-02
ABBREVIATIONS		A-03
ALPHABETICAL INDEX	A-04 -	A-06
ICN25RC	A-07 -	F-12
ICN27RT	F-13 -	K-16

1990 ICN25RC INDEX

FLOOR PLAN	A-07 -	A-08
ACCESSORIES	A-09 -	A-20
BATH	A-21 -	A-22
BEDROOM	A-23 -	A-24
CHASSIS	B-01 -	B-06
C C & PAD	B-09 -	B-18
DINETTE	B-19 -	B-22
DRIVERS	B-23 -	C-00
ELECTRICAL	C-03 -	C-10
EXTERIOR BODY	C-09 -	C-11
GALLEY	C-21 -	D-01
HEATING & AC	D-07 -	D-12
INTERIOR FINISH	D-13 -	D-16
LABEL	D-17 -	E-02
LP		E-03
LOUNGE		E-04
SEALANTS & FASTENERS	E-05 -	E-07
WATER & SEWAGE	E-08 -	E-13
WINDOW, VENT AND		
EXTERIOR DOOR	E-14 -	F-12

GALLEY GROUP (CONTINUED)
RANGE

KEY PART NUMBER	U/M DESCRIPTION
085280-04-000	EA COVER-BI-FOLD, RANGE - ALMOND - MAGIC CHEF® KL16A-1 FROM 00-00-00 THRU 12-11-89
085280-03-000	EA COVER-BIFOLD, RANGE - ALMOND - MAGIC CHEF® KL22A-1 FROM 12-12-89 THRU 99-99-99
055282-04-000	EA RANGE-4 BURNER, WOVEN - MAGIC CHEF BT16NA - ALMOND FROM 00-00-00 THRU 11-12-89
055282-04-700	EA PANEL-OVEN DOOR, ALMOND - MAGIC CHEF 50-26577-2A
055282-03-708	EA BUMPER-MAIN TOP, PLASTIC PLUG - MAGIC CHEF 744-178
049045-01-742	EA BURNER ASM-OVEN, MAGIC CHEF 50-20218
064782-02-715	EA CLIP-GRATE, MAGIC CHEF 413-00015
055282-03-702	EA KNOB-THERMOSTAT, MAGIC CHEF 50-20281
081374-02-701	EA REGULATOR-PRESSURE, MAGIC CHEF 978-27
055282-03-700	EA THERMOSTAT, MAGIC CHEF 993-478
049045-01-703	EA VALVE-TOP BURNER, MAGIC CHEF 997-584
064782-02-705	EA HANDLE-OVEN DOOR, BLACK - MAGIC CHEF 50-25104
049045-01-728	EA BROILER PAN W/O INSERT, MAGIC CHEF 50-22114-2
098507-02-700	EA FILTER-PILOT, MAGIC CHEF 735-126
098507-02-701	EA INSERT-BURNER (SLOTTED VENT), MAGIC CHEF 7214P015-80
084782-02-701	EA SHIELD-DEFLECTOR FLUE, BLACK - MAGIC CHEF 50-25039-1
049045-01-741	EA INSERT-BROILER PAN, MAGIC CHEF 5022119-1 OR 2
064782-02-710	EA BRACKET-FRONT GLASS, MAGIC CHEF 56-62097
064782-02-712	EA GRATE-TOP BURNER, SQUARE HOLES - MAGIC CHEF 50-25439
064782-02-714	EA FITTING-PIPE NIPPLE, 1/8" - MAGIC CHEF 883-1
098507-01-701	EA TOP-MAIN, ALMOND - MAGIC CHEF 2001F057-74
064782-02-708	EA VALVE-MERCURY CONTROL, MAGIC CHEF 999-626
098507-02-707	EA TOP-MAIN, EBONY - MAGIC CHEF 2001F057-70
085280-03-000	EA COVER-BIFOLD, RANGE - ALMOND - MAGIC CHEF® KL22A-1 FROM 12-13-89 THRU 99-99-99
098507-02-000	EA RANGE-4BURNER, W/GLASS DOOR - BLACK - MAGIC CHEF FROM 11-27-89 THRU 99-99-99
055282-03-708	EA BUMPER-MAIN TOP, PLASTIC PLUG - MAGIC CHEF 744-178
049045-01-742	EA BURNER ASM-OVEN, MAGIC CHEF 50-20218
064782-02-715	EA CLIP-GRATE, MAGIC CHEF 413-00015
055282-03-702	EA KNOB-THERMOSTAT, MAGIC CHEF 50-20281
081374-02-701	EA REGULATOR-PRESSURE, MAGIC CHEF 978-27
065282-03-700	EA THERMOSTAT, MAGIC CHEF 993-478
049045-01-703	EA VALVE-TOP BURNER, MAGIC CHEF 997-584
064782-02-705	EA HANDLE-OVEN DOOR, BLACK - MAGIC CHEF 50-25104
049045-01-728	EA BROILER PAN W/O INSERT, MAGIC CHEF 50-22114-2
098507-02-700	EA FILTER-PILOT, MAGIC CHEF 735-126
098507-02-703	EA GLASS-OUTER - MAGIC CHEF 50-27098-1
098507-02-702	EA DEFLECTOR-VENT - MAGIC CHEF 50-27039-1
098507-02-704	EA PANEL-OVEN DOOR-EBONY - MAGIC CHEF 2401F082-70
098507-02-701	EA INSERT-BURNER (SLOTTED VENT), MAGIC CHEF 7214P015-80
098507-02-707	EA TOP-MAIN, EBONY - MAGIC CHEF 2001F057-70
098507-02-705	EA TRIM-LEFT - MAGIC CHEF 3808F018-70
098507-02-706	EA TRIM-RIGHT - MAGIC CHEF 3808F017-70
049045-01-741	EA INSERT-BROILER PAN, MAGIC CHEF 5022119-1 OR 2
064782-02-710	EA BRACKET-FRONT GLASS, MAGIC CHEF 56-62097
064782-02-712	EA GRATE-TOP BURNER, SQUARE HOLES - MAGIC CHEF 50-25439
064782-02-714	EA FITTING-PIPE NIPPLE, 1/8" - MAGIC CHEF 883-1
098507-01-700	EA PANEL-OVEN DOOR-ALMOND, MAGIC CHEF 2401F075-74
098507-01-701	EA TOP-MAIN, ALMOND - MAGIC CHEF 2001F057-74
064782-02-708	EA VALVE-MERCURY CONTROL, MAGIC CHEF 999-626

GALLEY GROUP (CONTINUED)
RANGE HOOD

KEY PART NUMBER	U/M DESCRIPTION
098883-09-01A	EA HOOD-RANGE, W/MONITOR PANEL - VENTLINE TCS 4003SAD
100258-04-700	EA CIRCUIT BOARD - VENTLINE 5037
098883-09-700	EA BEZEL-SWITCH LEVER, CABLE TO VENT - VENTLINE CC118
098883-01-709	EA SWITCH-LEVER, W/CABLE - VENTLINE CB647-4
092898-01-701	EA KNOB-LEVER, CABLE - PLASTIC - BLACK - VENTLINE CC225
092898-01-702	EA RESISTOR-WIRE, VENTLINE L7314
092898-01-709	EA BULB-912, LVS VA415
092898-01-710	EA SOCKET-LIGHT, LVS CB287-2
098883-01-708	EA LENS-LAMP, VENTLINE CC179
090973-01-702	EA BLADE-FAN, LVS VA183-1
098883-01-707	EA FILTER-GREASE, 8" X 8" - LVS CC248
098883-01-703	EA SWITCH-ON/OFF - JENSEN 115
098883-01-702	EA SWITCH-TWO WAY MOMENTARY, VENTLINE 112
100258-10-01A	EA METER-HOUR, VENTLINE 150
090973-01-700	EA MOTOR - LVS CA508-1
098883-09-701	EA CONTROL PANEL ASM.
098883-01-700	EA SWITCH - ON - OFF
098883-01-701	EA SWITCH - MOMENTARY, ONE WAY
098883-03-01A	EA HOOD-RANGE W/MONITOR PNL LED ALMOND
098883-03-700	EA METAL FACE PLATE SCREENED
098883-03-710	EA CONTROL PANEL ASM.

1990 ITASCA
TABLE OF CONTENTS

INTRODUCTION	A-01 - A-02
ABBREVIATIONS	A-03
ALPHABETICAL INDEX	A-04 - A-08
ICN25RC	A-07 - F-12
ICN27RT	F-13 - K-16

1990 ICN25RC INDEX

FLOOR PLAN	A-07 - A-08
ACCESSORIES	A-09 - A-20
BATH	A-21 - A-22
BEDROOM	A-23 - A-24
CHASSIS	B-01 - B-08
C C & PAD	B-09 - B-18
DINETTE	B-19 - B-22
DRIVERS	B-23 - C-02
ELECTRICAL	C-03 - C-08
EXTERIOR BODY	C-09 - C-20
GALLEY	C-21 - D-08
HEATING & A/C	D-07 - D-12
INTERIOR FINISH	D-13 - D-16
LABEL	D-17 - E-02
LP	E-03
LOUNGE	E-04
SEALANTS & FASTENERS	E-05 - E-07
WATER & SEWAGE	E-08 - E-13
WINDOW, VENT AND	
EXTERIOR DOOR	E-14 - F-12

GALLEY GROUP (CONTINUED)
REFRIGERATOR & COMPONENTS (OPTIONAL)

KEY PART NUMBER	U/M DESCRIPTION
094039-05-000	EA REFRIGERATOR/2-WAY, LARGE DOUBLE DOOR - NORCOLD #882
094880-03-701	EA COOLING UNIT (HORIZ BURNER) - NORCOLD 61687337
094880-03-700	EA FLUE(HORIZONTAL) BURNER - NORCOLD 616161
088248-01-709	EA HEATER-AC, (HORIZONTAL) - NORCOLD# 615827
075217-01-737	EA CONTROL MODULE, NORCOLD# 61525022
094039-04-702	EA POWER SUPPLY (2 WAY) - NORCOLD 61647422
094039-04-701	EA EYEBROW (SHELL) 2 WAY - NORCOLD 61689822
094473-03-715	EA KNOB-THERMOSTAT, NORCOLD 616117
094473-03-714	EA KNOB-MODE SELECTOR, NORCOLD 616118
094039-04-700	EA PC BOARD (2 WAY)
094039-01-738	EA MANUAL SHUT-OFF HARPER WYMAN
094880-01-713	EA CONNECTOR-MALE, INLET FITTING - NORCOLD# 615258
094473-03-703	EA TUBE-BURNER, NORCOLD 616055
094473-01-702	EA ORIFICE-NORCOLD 614521
088248-01-708	EA BURNER-HORIZONTAL, NORCOLD 615881
088248-01-708	EA ELECTRODE-IGNITION, (HORIZONTAL) - NORCOLD# 615732
088248-01-712	EA FRAME-DOOR, LOWER - BROWN - NORCOLD 615578
094880-01-733	EA DAIRY KEEPER - NORCOLD 615804
094472-02-716	EA TRIM-CABINET, TOP - BROWN - NORCOLD# 613614
094039-01-723	EA HINGE BRACKET, TOP RH-BTM LH BLK - NORCOLD 61580838
048956-01-713	EA PIN-HINGE, NORCOLD# 611148
094039-01-708	EA UPPER DOOR HANDLE ASM. (BLK)
094039-01-705	EA UPPER DOOR LINER (WHITE) BLK - NORCOLD 61581838-B
094472-03-700	EA PIN-HINGE, BOTTOM - NORCOLD 615507
094480-01-000	EA LEVEL-REFRIGERATOR
094073-01-000	EA COVER-ROOF VENT, NORCOLD REFRIGERATOR - BEIGE
094073-04-000	EA BASE-ROOF VENT, NORCOLD REFRIGERATOR - BLACK
094073-04-000	EA BASE-ROOF VENT, NORCOLD REFRIGERATOR - BLACK

REFRIGERATOR & COMPONENTS (STANDARD)

KEY PART NUMBER	U/M DESCRIPTION
094039-04-000	EA REFRIGERATOR/2-WAY, DOUBLE DOOR - NORCOLD 882 LEFT HAND
094879-03-700	EA COOLING UNIT - HORIZONTAL BURNER, NORCOLD# 61687337
094473-03-719	EA FLUE-HORIZONTAL BURNER, NORCOLD# 616162
088248-01-709	EA HEATER-AC, (HORIZONTAL) - NORCOLD# 615827
075217-01-737	EA CONTROL MODULE, NORCOLD# 61525022
094039-04-702	EA POWER SUPPLY (2 WAY) - NORCOLD 61647422
094039-04-701	EA EYEBROW (SHELL) 2 WAY - NORCOLD 61689822
094039-04-700	EA PC BOARD-2 WAY, NORCOLD# 61647322
094880-01-715	EA VALVE-SHUT OFF, MANUAL - NORCOLD# 61697822
094880-01-713	EA CONNECTOR-MALE, INLET FITTING - NORCOLD# 615258
094473-01-702	EA ORIFICE-NORCOLD 614521
088248-01-708	EA BURNER-HORIZONTAL, NORCOLD 615881
088248-01-708	EA ELECTRODE-IGNITION, (HORIZONTAL) - NORCOLD# 615732
088248-01-712	EA FRAME-DOOR, LOWER - BROWN - NORCOLD 615578
094880-01-733	EA DAIRY KEEPER - NORCOLD 615804
094472-02-716	EA TRIM-CABINET, TOP - BROWN - NORCOLD# 613614
094880-01-734	EA BRACKET-HINGE, TOP RH - BOTTOM LH - BROWN NORCOLD 61580837
094039-01-723	EA HINGE BRKT, TOP RH-BTM LH BLK - NORCOLD 61580838
048956-01-713	EA PIN-HINGE, NORCOLD# 611148
094473-01-711	EA TRIM-BREAKER, RIGHT HAND - BROWN - NORCOLD 613632-32
094039-01-707	EA UPPER DOOR HANDLE ASSY(BRN) - NORCOLD 61650037
094039-01-708	EA HANDLE-DOOR, UPPER - BLACK - NORCOLD 61650038
094039-01-705	EA UPPER DOOR LINER (WHITE) BRN - NORCOLD 61581837-B
094039-01-708	EA UPPER DOOR LINER (WHITE) BLK - NORCOLD 61581838-B
094472-03-700	EA PIN-HINGE, BOTTOM - NORCOLD 615507
094880-01-735	EA HINGE BRKT, TOP LH-BTM RH BRN - NORCOLD 615809
094039-01-724	EA BRACKET-HINGE, TOP LH - BOTTOM RH - BLK - NORCOLD 61580938
094880-01-722	EA CRISPER COVER - NORCOLD 615841
094039-01-731	EA CRISPER (GRAY) SILVER TRIM - NORCOLD 61571380
094472-01-728	EA FRAME STRIP-CABINET, LEFT - NORCOLD 613820
094039-01-705	EA CAB ASM-BROWN, WHITE LINER - WITH FRAME - NORCOLD 61663137

GALLEY GROUP (CONTINUED)
REFRIGERATOR & COMPONENTS CONT

KEY PART NUMBER	U/M DESCRIPTION
094039-01-708	EA CAB ASM-BLK, WHITE LINER - WITH FRAME - NORCOLD 61663138
094880-01-748	EA CABLE, NORCOLD 61571522
094880-01-731	EA HINGE PIN, NORCOLD 61578123
094039-01-725	EA HINGE PIN (BLACK)(MALE) - NORCOLD 61578130
094039-01-729	EA SHAFT-HINGE PIN, CENTER HINGE - BROWN - NORCOLD 61586723
094039-01-730	EA HINGE PIN SHAFT(BLK) CTR HGE - NORCOLD 61586730
094039-01-727	EA BRACKET-HINGE, CENTER HINGE - BROWN - NORCOLD 61586523
094039-01-728	EA HINGE BRKT(BLK) CTR HINGE - NORCOLD 61586530
094880-01-749	EA HINGE BUSHING - NORCOLD 615807
088248-01-707	EA ELECTRODE-SENSOR, (HORIZONTAL), NORCOLD# 61573322
088248-01-710	EA HEATER-DC, (HORIZONTAL) - 3 WAY - NORCOLD# 61562822
094039-01-702	EA GASKET (GRAY) UPPER - NORCOLD 61567830
094039-01-700	EA PC BOARD (3 WAY) ASM.
094039-01-705	EA UPPER DOOR LINER (WHITE) BRN - NORCOLD 61581837-B
094039-01-708	EA UPPER DOOR LINER (WHITE) BLK - NORCOLD 61581838-B
094039-01-701	EA LINER-DOOR, LOWER - BROWN/WHITE - NORCOLD 61581937-B
094039-01-702	EA LINER-DOOR, LOWER - BLACK/WHITE - NORCOLD 61581938-B
094039-01-703	EA HANDLE-DOOR, LOWER - BROWN - NORCOLD 61650137
094039-01-704	EA HANDLE-DOOR, LOWER - BLACK - NORCOLD 61650138
094880-01-718	EA VALVE-GAS, NORCOLD 61551822
094880-03-705	EA BRACKET F/INT, REFRIG LIGHT - NORCOLD 61629722
094880-03-708	EA LAMP (BULB) - NORCOLD 61629822
094880-01-738	EA SWITCH-LIGHT, BLACK - NORCOLD# 61581022
075217-01-738	EA SWITCH-HUMIDITY, NORCOLD 61525822
094880-01-732	EA LATCH, NORCOLD 615785
094880-02-700	EA LOWER FLANGE 886388883, NORCOLD 616221
094039-01-732	EA FRONT COVER(BLK) BTM TRIM - NORCOLD 61622130
094039-01-712	EA DOOR BIN(GRAY)SILVER TRIM - NORCOLD 61584080
094039-01-718	EA MILK BIN (GRAY)W/SILVER TRIM - NORCOLD 61579460
094880-01-748	EA PLUG-INSTALLATION, BROWN - NORCOLD 615797
094039-01-740	EA PLUG-INSTALLATION, BLACK - NORCOLD 61579730
094880-01-747	EA PLUG-HOLE, NORCOLD 61582022
094039-01-722	EA HOLE PLUG (BLK) HINGE HOLES - NORCOLD 61582030
094039-01-711	EA JUICE RACK(GRAY)W/SILVER TRIM - NORCOLD 61580540
094472-01-749	EA PLUG-1/8", NORCOLD# 614453
094472-02-733	EA FRAME CAP-LOWER DOOR, TOP - NORCOLD 615500
088248-01-711	EA FRAME-DOOR, UPPER - BROWN - NORCOLD 615575
075217-01-734	EA FUSE-3 AMP, NORCOLD# 615388
094039-01-726	EA SHELF-FREEZER EVAPORATOR, NORCOLD 615238
094880-03-707	EA COVER FLAMP OR BULB - NORCOLD 616279
094039-01-733	EA WIRE SHELF (MIDDLE) - NORCOLD 61583822
094039-01-734	EA WIRE SHELF (TOP) WRISER - NORCOLD 61583722
094039-01-703	EA PLATE-HINGE, LH - BROWN - NORCOLD 61631422
094039-01-704	EA HINGE PLATE (BLK) L.H. - NORCOLD 61631430
094039-01-709	EA PLATE-HINGE, TOP RH - LH BOTTOM - BROWN - NORCOLD 61631322
094039-01-710	EA HINGE PLATE(BLK) RHTOP LHBTM - NORCOLD 61631330
094039-01-741	EA TRAY-SHELF, PLASTIC - GRAY - NORCOLD 61680922
094450-01-000	EA LEVEL-REFRIGERATOR
094073-01-000	EA COVER-ROOF VENT, NORCOLD REFRIGERATOR - BEIGE
094073-04-000	EA BASE-ROOF VENT, NORCOLD REFRIGERATOR - BLACK

1990 ITASCA
TABLE OF CONTENTS

INTRODUCTION	A-01	A-02
ABBREVIATIONS		A-03
ALPHABETICAL INDEX	A-04	A-08
ICN2571	A-07	F-12
ICN27147	F-13	K-16

1990 ICN25RC INDEX

FLOOR PLAN	A-07	A-08
ACCESSORIES	A-09	A-20
BATH	A-21	A-22
BEDROOM	A-23	A-24
CHASSIS	B-01	B-08
C C & PAD	B-09	B-18
DINETTE	B-19	B-22
DRIVERS	B-23	C-02
ELECTRICAL	C-03	C-08
EXTERIOR BODY	C-09	C-20
GALLEY	C-21	D-08
HEATING & A/C	D-07	D-12
INTERIOR FINISH	D-13	D-16
LABEL	D-17	E-02
LP		E-03
LOUNGE		E-04
SEALANTS & FASTENERS	E-05	E-07
WATER & SEWAGE	E-08	E-13
WINDOW, VENT AND		
EXTERIOR DOOR	E-14	F-12

HEATING & AIR CONDITIONING GROUP

REAR HEATER

KEY	PART NUMBER	U/M DESCRIPTION
	008198-01-000	FT DUCT-HEAT, FLEXIBLE - 4" ID
	008200-01-000	EA TAPE-FURNACE, 1 1/2"
	023148-01-000	EA CLAMP-SCREW TYPE - 4"
	088835-02-000	EA CONNECTOR-DUCT, 4" ID
	000087-10-128	EA SCREW, 10-12 X 3/4 PPH, ZN
	007108-02-000	FT HOSE-HEATER, 3/4" ID
	007108-01-000	FT HOSE-HEATER, 5/8" ID
	008042-01-000	FT TUBING-VINYL, 65" ID
	058484-05-000	EA REGISTER-PLASTIC W/O DAMPER - 4" DIAMETER - GOLDEN
	082401-01-000	EA CLAMP-HOSE, WORMGEAR 25" - 1"
	079059-01-000	EA HOSE-90 DEGREE, 81" ID X 4" X 38"
	079059-02-000	EA HOSE-90 DEGREE, 81" ID X 4" X 8"
	083081-01-000	EA HOSE-FORMED, 90 DEGREES
	084405-01-000	EA HEATER ASM-REAR, DUCTED - W/MOTOR AND - EVANS
	084405-01-700	EA HEATER CORE-EVANS# FT200220
	084405-01-701	EA FAN BLADES-EVANS# HY029031
	084405-01-702	EA MOTOR ASM-12 V, EVANS# 200148
	088753-01-000	FT TUBE-ALUMINIZED STEEL, 5/8" - 18 GAUGE
	040731-01-000	EA NIPPLE-INLET MANIFOLD, GM-3838084
	081873-01-000	EA BRACKET-MOTOR AND TUBES, 4" X 1.5" - STEEL
	082401-01-000	EA CLAMP-HOSE, WORMGEAR 25" - 1"
	082401-04-000	EA CLAMP-HOSE, WORMGEAR 89" - 1 25"
	071015-13-000	EA GROMMET-5/8" ID, FITS .09" MATERIAL, RUBBER
	073194-02-000	EA CLAMP-HOSE, WORMGEAR 1 28" - 1 97"
	080179-01-000	EA BRACKET-SUPPORT, HEATER HOSE - IN ENGINE COMPARTMENT
	087202-02-000	EA SWITCH-W/O KNOB 4 POSITION
	090977-01-000	EA KNOB-SWITCH, ROTARY
	077031-02-000	EA FILM-AMBER, 1" X 1.75" IP BEZEL COLORARTS
	088753-01-000	FT TUBE-ALUMINIZED STEEL, 5/8" - 18 GAUGE

DIESEL EXPORT OPTION

KEY	PART NUMBER	U/M DESCRIPTION
	007108-02-000	FT HOSE-HEATER, 3/4" ID
	072342-04-000	EA CONDENSER ASM-W/O FANS, ARA 0519377
	072342-04-701	EA COIL-CONDENSER, ARA 0819384
	072342-03-701	EA RECEIVER-DRIER, ARA 1273235
	072342-03-707	EA O'RING, #8 - ARA 0059805
	072342-04-700	EA HOSE-DISCHARGE, ARA 0888308
	088815-01-702	EA O'RING, #8 - ARA 0059808
	072341-01-718	EA VALVE-DISCHARGE, 1/2" O'RING - ARA 0848325
	072342-03-709	EA O'RING, #10 - ARA 0059807
	074013-02-718	EA VALVE-SERVICE, ARA 0058337
	072343-06-000	EA COMP/CLUTCH-RR DIS, SANKYO 70, ARA 0629174
	074026-01-000	EA MOUNT PACKAGE - A/C COMPRESSOR, 6 2DIESEL
	082401-08-000	EA CLAMP-HOSE, WORMGEAR 4 08" - 5 0"

HEATING & AIR CONDITIONING GROUP (CONTINUED)

AUTO A/C COMPONENTS ADDED TO CHEVY CHASSIS

KEY	PART NUMBER	U/M DESCRIPTION
	000G11-08-088	EA SCREW, 8-18 X 1/2 PPH - ZN
	007078-01-700	FT HOSE-FLEXIBLE PVC - 2" ID
	007108-01-000	FT HOSE-HEATER, 5/8" ID
	007281-01-000	EA HOSE-FLEXIBLE PVC, 2 5" ID X 50'
	007281-01-700	FT HOSE-FLEXIBLE PVC, 2 5" ID
	024990-01-000	EA OUTLET-DEFROSTER, WITH SWIVEL - 2" - TAN
	082401-04-000	EA CLAMP-HOSE, WORMGEAR 89" - 1 25"
	058402-01-000	EA BRACKET-HEATER TAN
	058402-02-000	EA BRACKET-HEATER WBEND TAN
	058402-03-000	EA BRACKET-HEATER GRAY
	058402-04-000	EA BRACKET-HEATER WBEND GRAY
	082401-04-000	EA CLAMP-HOSE, WORMGEAR, 89-1 25"
	091930-02-000	EA DUCT-DEFROSTER, W/O SIDE OUTL ARA 0571020

A/C EVAPORATOR

KEY	PART NUMBER	U/M DESCRIPTION
	091902-02-000	EA PLENUM-CONTROL, ARA 0508214
		FROM 00-00-00 THRU. 11-22-89
	091902-03-000	EA CONTROL/PLENUM ASM-ARAI 0508350
		FROM 11-23-89 THRU. 99-99-99
	091902-02-700	EA ROD, A/C-HEAT DOOR, ARA 0321485
	091902-02-701	EA TRANSITION ASSEM. HI-TEMP, ARA 0788498
	091902-02-702	EA BRACKET, PLENUM MOUNT, ARA 0321501
	091902-02-703	EA GRILLE, ARA 0483184
	091902-01-700	EA DOOR, DEFROST/HEAT, ARA 0320579
	088227-01-711	EA CRANK, MIXING DOOR, ARA 0320480
	091902-01-701	EA MOTOR, VACUUM, ARA 1120042
	072341-01-708	EA SERVO-VACUUM CONTROL, ARA 1120040
	072341-01-710	EA CONTROL HEAD ASM W/O DECAL, ARA 0884970
	072341-01-722	EA DECAL-ONLY F/CONTROL HEAD, ARA 1900101
	072341-01-712	EA SWITCH-VACUUM, ARA 1298639
	091902-01-705	EA HARNESS & SOCKET JUMPER, ARA 0884635
	091902-01-708	EA CABLE, BOWDEN, ARA 0483152
	091902-01-707	EA HARNESS, WIRE, ARA 0885823
	091902-01-708	EA HARNESS, VACUUM, ARA 1000555
	077052-01-701	EA RELAY, ARA 1331142
	072341-08-700	EA RESERVOIR-VACUUM, ARA 1701039
	091902-01-709	EA GRILLE RETURN AIR, ARA 1701058

1990 ITASCA

TABLE OF CONTENTS

INTRODUCTION	A-01 - A-02
ABBREVIATIONS	A-03
ALPHABETICAL INDEX	A-04 - A-08
ICN25RC	A-07 - F-12
ICN27RT	F-13 - K-18

1990 ICN25RC INDEX

FLOOR PLAN	A-07 - A-08
ACCESSORIES	A-09 - A-20
BATH	A-21 - A-22
BEDROOM	A-23 - A-24
CHASSIS	B-01 - B-08
C C & PAD	B-09 - B-18
DINETTE	B-19 - B-22
DRIVERS	B-23 - C-02
ELECTRICAL	C-03 - C-08
EXTERIOR BODY	C-09 - C-20
GALLEY	C-21 - D-08
HEATING & A/C	D-07 - D-12
INTERIOR FINISH	D-13 - D-18
LABEL	D-17 - E-02
LP	E-03
LOUNGE	E-04
SEALANTS & FASTENERS	E-05 - E-07
WATER & SEWAGE	E-08 - E-13
WINDOW, VENT AND EXTERIOR DOOR	E-14 - F-12

HEATING & AIR CONDITIONING GROUP (CONTINUED)

SUBURBAN FURNACE & WALL THERMOSTAT

KEY	PART NUMBER	U/M DESCRIPTION
	092300-03-000	EA FURNACE-SUBURBAN, 34,000 BTU - NT-348
	092300-01-706	EA ELECTRODE, SUBURBAN 230956
	092300-01-733	EA RELAY, TIME DELAY 20&30 BTU, SUBURBAN 231202
	075696-01-700	EA MOTOR ASM-SUBURBAN# 231208
	092300-01-720	EA WHEEL-ROOM AIR, SUBURBAN 350113
	092300-02-702	EA MICROSWITCH ASM, SUBURBAN# X230509
	092300-01-726	EA WHEEL-COMB AIR, SUBURBAN 350110
	075696-02-728	EA GASKET-CROSSOVER TUBE, SUBURBAN 070385
	092300-01-724	EA GASKET-MOTOR MOUNT, SUBURBAN 070384
	092300-01-727	EA GASKET-COMBUSTION AIR HOUSING, SUBURBAN 070386
	092300-01-711	EA VENT CAP ASSEMBLY, SUBURBAN X260179
	092300-01-729	EA VALVE-GAS, JOHNSON - SUBURBAN 160832
	092300-01-701	EA CABINET FRONT, SUBURBAN 101172
	092300-01-708	EA SWITCH LIMIT, SUBURBAN 231440
	092300-01-720	EA ORIFICE-MAIN BURNER, SUBURBAN# 0180222
	092300-01-704	EA GASKET-ELECTRODE, SUBURBAN 070163
	092300-01-706	EA MODULE BOARD, SUBURBAN# 231427
	092300-01-718	EA ELBOW 90°, SUBURBAN 170374
	092300-01-716	EA VALVE-MANUAL SHUTOFF, SUBURBAN 160740
	092300-01-717	EA WIRE ASSEMBLY (POWER SUPPLY) - SUBURBAN X231428
	092300-01-708	EA DOOR-BURNER ACCESS, SUBURBAN 030523
	092300-01-732	EA GASKET-BURNER ACCESS DOOR, SUBURBAN 070398
	075696-02-709	EA DISC-GLASS, SUBURBAN 310026
	092300-01-715	EA MANIFOLD ASSEMBLY, SUBURBAN 171034
	092300-01-712	EA GASKET-MANIFOLD, SUBURBAN 070408
	092300-01-721	EA BURNER ASM, SUBURBAN X010701
	075696-02-727	EA BLOWER HOUSING ASSEMBLY, SUBURBAN 390283
	092300-03-702	EA BRACKET-MOTOR MOUNT, SUBURBAN# 052138
	092300-01-728	EA HOUSING, COMB AIR ASM NT-348W - SUBURBAN X390417
	092300-02-700	EA HOUSING, COMB AIR (OUTSIDE) - SUBURBAN 390424
	092300-01-720	EA COM. CHAMBER ASM 30&34 BW - SUBURBAN X021016
	092300-01-720	EA ORIFICE-MAIN BURNER, SUBURBAN 180222
	092300-03-701	EA MOTOR ASSEMBLY (NT-348W)
	092300-01-700	EA CABINET, SUBURBAN X101178
	009198-01-000	FT DUCT-HEAT, FLEXIBLE - 4" ID

HEATING SYSTEM COMPONENTS

KEY	PART NUMBER	U/M DESCRIPTION
	097876-01-000	EA FITTING-H, 1/2 ID - BRASS
	007076-01-700	FT HOSE-FLEXIBLE PVC - 2" ID
	098342-01-000	EA WYE-CONNECTOR, 2 5" FLEXHOSE
	092776-01-000	EA ADAPTER-DUCT, 2"
	092777-01-000	EA ADAPTER-DUCT, 4"
	099376-01-000	EA GRILLE-FLOOR, HEATING - 9 3" X 5 4" - BROWN
	092321-01-000	FT INSULATION-FIBERGLASS, W/ALUMINUM FOIL
	093614-01-01A	EA GRILLE-RETURN AIR, FURNACE - 15 6" X 7 6" - BROWN
	094800-01-02A	EA REGISTER-HEAT, FLOOR-W/D DAMPER-3 6" X 10 5" X 1 4" - B
	094800-02-02A	EA REGISTER-HEAT, FLOOR - W/DAMPER - 3 6" X 10 5" X 1 4" B
	024880-01-000	EA OUTLET-DEFROSTER, WITH SWIVEL - 2" - TAN
	068402-02-000	EA BRACKET-MOUNTING, ROUND HEAT VENT - W/BEND - METAL - TA
	068402-03-000	EA BRACKET-MOUNTING, ROUND HEAT VENT - METAL - GREY
	094077-03-000	EA COVER-BLANK, ROOF AC - IVORY

HEATING & AIR CONDITIONING GROUP (CONTINUED)

SUBURBAN FURNACE & WALL THERMOSTAT

KEY	PART NUMBER	U/M DESCRIPTION
	093365-01-000	EA THERMOSTAT-WALL, FURNACE - SUBURBAN 0180902
	092300-01-000	EA FURNACE-24,000BTU, SUBURBAN NT-248
	092300-01-706	EA ELECTRODE, SUBURBAN 230956
	092300-01-733	EA RELAY, TIME DELAY 20&30 BTU, SUBURBAN 231202
	092300-01-729	EA VALVE-GAS, JOHNSON - SUBURBAN 160832
	092300-01-723	EA MOTOR ASSEMBLY (NT-248W), SUBURBAN 231208
	092300-01-720	EA WHEEL-ROOM AIR, SUBURBAN 350113
	075696-01-708	EA MICROSWITCH ASM F/24S ONLY, SUBURBAN 230510
	092300-01-726	EA WHEEL-COMB AIR, SUBURBAN 350110
	075696-02-728	EA GASKET-CROSSOVER TUBE, SUBURBAN 070385
	092300-01-724	EA GASKET-MOTOR MOUNT, SUBURBAN 070384
	092300-01-727	EA GASKET-COMBUSTION AIR HOUSING, SUBURBAN 070386
	092300-01-711	EA VENT CAP ASSEMBLY, SUBURBAN X260179
	092300-01-700	EA CABINET, SUBURBAN X101178
	092300-01-701	EA CABINET FRONT, SUBURBAN 101172
	092300-01-703	EA SWITCH LIMIT, SUBURBAN 231440
	092300-01-701	EA ORIFICE-MAIN BURNER, SUBURBAN 180215
	092300-01-704	EA GASKET-ELECTRODE, SUBURBAN 070163
	092300-01-708	EA MODULE BOARD, SUBURBAN# 231427
	092300-01-718	EA ELBOW 90°, SUBURBAN 170374
	092300-01-716	EA VALVE-MANUAL SHUTOFF, SUBURBAN 160740
	092300-01-717	EA WIRE ASSEMBLY (POWER SUPPLY) - SUBURBAN X231428
	092300-01-708	EA DOOR-BURNER ACCESS, SUBURBAN 030523
	092300-01-732	EA GASKET-BURNER ACCESS DOOR, SUBURBAN 070398
	075696-02-709	EA DISC-GLASS, SUBURBAN 310026
	092300-01-715	EA MANIFOLD ASSEMBLY, SUBURBAN 171034
	092300-01-712	EA GASKET-MANIFOLD, SUBURBAN 070408
	092300-01-721	EA BURNER ASM, SUBURBAN X010701
	075696-02-727	EA BLOWER HOUSING ASSEMBLY, SUBURBAN 390283
	092300-01-725	EA BRACKET-MOTOR MOUNT, SUBURBAN# 052138
	092300-01-728	EA HOUSING ASM-COMBUSTION AIR, SUBURBAN# X390416
	092300-01-703	EA HOUSING, COMB AIR (OUTSIDE) - SUBURBAN 390424
		EA CHAMBER ASM-COMBUSTION, SUBURBAN# X021017

1990 ITASCA

TABLE OF CONTENTS

INTRODUCTION	A-01	A-02
ABBREVIATIONS		A-03
ALPHABETICAL INDEX	A-04	A-06
ICN25RC	A-07	F-12
ICN27RT	F-13	K-16

1990 ICN25RC INDEX

FLOOR PLAN	A-07	A-08
ACCESSORIES	A-09	A-20
BATH	A-21	A-22
BEDROOM	A-23	A-24
CHASSIS	B-01	B-08
C C & PAD	B-09	B-18
DINETTE	B-19	B-22
DRIVERS	B-23	C-02
ELECTRICAL	C-03	C-08
EXTERIOR BODY	C-09	C-20
GALLEY	C-21	D-08
HEATING & A/C	D-07	D-12
INTERIOR FINISH	D-13	D-16
LABEL	D-17	E-02
LP		E-03
LOUNGE		E-04
SEALANTS & FASTENERS	E-06	E-07
WATER & SEWAGE	E-08	E-13
WINDOW, VENT AND EXTERIOR DOOR	E-14	F-12

HEATING & AIR CONDITIONING GROUP (CONTINUED)
ROOF AC-13500 BTU, US & CANADIAN L200

KEY	PART NUMBER	U/M DESCRIPTION
	008356-01-000	EA CONNECTOR-PLASTIC, 3/8" AVG
	081808-01-708	EA LIMIT SWITCH (OPEN 180,CLOSE 110), COLEMAN# 8703-3041

ROOF AC

KEY	PART NUMBER	U/M DESCRIPTION
	083783-01-04A	EA AC-ROOF,13500BTU,TSR BEIGE *8759A728
	083783-03-700	EA SHROUD(BEIGE/BRONZE) 8759-4581
	083308-01-701	EA DECAL PKG. LEFT&RIGHT, COLEMAN# 879883591
	091225-01-709	EA START RELAY, COLEMAN# 1497-4131
	091225-01-710	EA START CAPACITOR, COLEMAN# 1497-0881
	073742-02-704	EA RUN CAPACITOR (COMPRESSOR), COLEMAN 14994881
	081808-01-708	EA LIMIT SWITCH (OPEN 180,CLOSE 110), COLEMAN# 8703
	083783-01-712	EA FAN BLADE-CONDENSER, COLEMAN# 8733-3221
	078303-01-712	EA MOTOR, COLEMAN# 8707A3119
	083783-01-702	EA OVERLOAD, COLEMAN# 8759-3831
	083783-01-703	EA IMPELLOR-7" DIA X 2.8" WIDE, COLEMAN# 8759-3271
	083783-01-704	EA CAPACITOR-FAN, COLEMAN# 1499-3461
	083783-01-707	EA EVAPORATOR COIL-COLEMAN# 1452-1351
	083783-01-708	EA CONDENSER COIL-COLEMAN# 1452-1251
	083783-01-709	EA COMPRESSOR-COLEMAN# 8749A3809
	083783-01-708	EA HEAT ELEMENT 8798-3321

CEILING ASSEMBLY

KEY	PART NUMBER	U/M DESCRIPTION
	083784-01-000	EA CEILING ASM-AC COOL ONLY, TSR - COLEMAN 8759D714
	042204-01-709	EA THERMOSTAT IN-84,OUT-58, COLEMAN# 8701-3401
	042208-01-702	EA THERMOSTAT IN-88,OUT-58, COLEMAN# 8703-3401
	073742-01-701	EA SELECTOR SWITCH (5 TERMINAL), COLEMAN# 8759-3251
	073742-01-703	EA DECAL HEAT&COOL, COLEMAN# 8759-3491
	083783-01-705	EA DECAL-HEAT/COOL THERMOSTAT, COLEMAN# 8799A3471
	091225-01-713	EA KNOB (2 PER PACKAGE), COLEMAN# 8701-3361
	081808-01-712	EA CEILING SHROUD (IVORY), COLEMAN# 8789-5081
	073742-01-702	EA DECAL COOL ONLY, COLEMAN# 8759C3431
	078303-01-707	EA FILTER-8" X 14 3/4" X 1/2", 12 PER PKG - COLEMAN 870
	083783-01-710	EA SINGLE PARTS PACKAGE, COLEMAN# 8759-5841
	083783-01-711	EA GASKET PACKAGE, COLEMAN 87593281
	091225-01-717	EA DECAL (THERMOSTAT) COOL ONLY, COLEMAN# 8799A3441
	073937-03-000	EA SWITCH-ROTARY SELECTOR, 3 DECK - AC - CA20-USA892

HEATING & AIR CONDITIONING GROUP (CONTINUED)
ROOF AC-13500 BTU - EUROPEAN

KEY	PART NUMBER	U/M DESCRIPTION
	008356-01-000	EA CONNECTOR-PLASTIC, 3/8" AVG
	074983-01-000	EA LABEL-AC SELECTOR
	082440-01-000	EA AC-ROOF, 13500 BTU - 220V - 50HZ - COLEMAN# 8713C750
	082441-01-000	EA CEILING ASM-AC, 220V - 50HZ - COLEMAN# 8712ET18
	102289-01-000	EA SPRING-SCREW, ROOF AC GASKET - COLEMAN 8757-150
	073937-03-000	EA SWITCH-ROTARY SELECTOR, 3 DECK - AC - CA20-USA892
	073937-01-700	EA KNOB-ROTARY SWITCH-AC SEL
	008311-01-000	EA CONNECTOR-WIRE NUT, INSULATED - RED
	008328-01-000	EA TERMINAL-RING, 12/10 WIRE - #10 STUD FIT
	000087-10-12P	EA SCREW, 10-12 X .75 PPH - DARK BROWN
	009439-07-000	EA SCREW, 8-32 X 1 1/4 POH - BLACK
	000087-10-12B	EA SCREW, 10-12 X 3/4 PPH, - ZN
	102289-01-000	EA SPRING-SCREW, ROOF AC GASKET - COLEMAN 8757-150

1990 ITASCA
TABLE OF CONTENTS

INTRODUCTION	A-01	A-02
ABBREVIATIONS		A-03
ALPHABETICAL INDEX	A-04	A-08
ICN25RC	A-07	F-12
ICN27RT	F-13	K-16

1990 ICN25RC INDEX

FLOOR PLAN	A-07	A-08
ACCESSORIES	A-09	A-20
BATH	A-21	A-22
BEDROOM	A-23	A-24
CHASSIS	B-01	B-08
C C & PAD	B-09	B-18
DINETTE	B-19	B-22
DRIVERS	B-23	C-02
ELECTRICAL	C-03	C-08
EXTERIOR BODY	C-09	C-20
GALLEY	C-21	D-06
HEATING & AC	D-07	D-12
INTERIOR FINISH	D-13	D-16
LABEL	D-17	E-02
LP		E-03
LOUNGE		E-04
SEALANTS & FASTENERS	E-05	E-07
WATER & SEWAGE	E-08	E-13
WINDOW, VENT AND		
EXTERIOR DOOR	E-14	F-12

INTERIOR FINISH GROUP

ASSIST HANDLE & ENTRY DOOR STRIKE COVER

KEY	PART NUMBER	U/M DESCRIPTION
	077481-03-000	EA COVER-STRIKE, ENTRY DOOR - 8.5" X 2.5" - PLASTIC - OFF WHITE
	089178-01-000	EA BRACKET-MOUNTING, ASSIST HANDLE
	000C16-07-168	EA BOLT-CARRIAGE, ASSIST HANDLE - 7/16" - 14 X 1" ZN
	000D20-07-008	EA NUT-ACORN, ASSIST HANDLE - 7/16" X 14 ZN
	063888-12-000	EA HANDLE-ASSIST, INTERIOR - ENTRY DOOR - VINYL

BATH DOOR LATCH AND HARDWARE

KEY	PART NUMBER	U/M DESCRIPTION
	093188-01-01A	EA TRIM-DOOR, BATH - 75.4" - TAN
	093189-01-01A	EA TRIM-DOOR, BATH - 75" - TAN
	093832-01-01A	EA KNOB-DOOR, BRIGHT BRASS
	093184-01-01A	EA PLATE-STRIKE, BATH DOOR - TAN
	093213-01-000	EA CATCH-ROLLER, NYLON
	081804-01-000	EA SLIDE-BOLT, ANTIQUE BRASS
	092852-01-000	EA GUIDE WHEEL-DOOR, TOP MOUNT
	093212-01-01A	EA BOLT-DOOR, BRASS
	101430-01-01A	EA HINGE-2 IN-BRASS, .080 IN
	102920-01-01A	FA HINGE-SPRING LOADED

BATT STRIPS

KEY	PART NUMBER	U/M DESCRIPTION
	086229-04-000	EA BATT STRIP - CEILING
	079853-04-000	EA BATT STRIP - KERFED-REGAL OAK
	086283-42-000	EA BATT-STRIP, MONTANA, PASTEL (AEB, AE7)
	086284-28-000	EA BATT-STRIP, TAPE, ADHESIVE, PASTEL
	086229-01-000	EA RETAINER-BATTEN, CEILING - .75" WIDE - 7.6' EA
	022992-11-000	FT MOLDING-REVERSE COVE, T-SHAPED - VINYL - IVORY
		FROM: 00-00-00 THRU: 04-15-90
	085284-03-700	EA BATT STRIP-TAPE ADH. 3"X250 829 REGAL OAK
	085284-03-000	EA BATT STRIP - MAIN WALL, ADHESIVE TAPE REGAL OAK
		FROM: 00-00-00 THRU: 02-23-92
	085284 08 000	FT STRIP-TAPE, 554 FOREST OAK
		FROM: 02-24-92 THRU: 99-99-99
	088283 32 000	EA BATT-STRIP, STICK PASTEL
		FROM: 00-00-00 THRU: 08-11-89
	088283 45 000	EA BATT-STRIP, COMET - TEAL
		FROM: 08-12-89 THRU: 99-99-99

MIRROR

KEY	PART NUMBER	U/M DESCRIPTION
	093448-03-Y15	EA MIRROR-WOOD FRAMED
	058331-32-000	EA MIRROR-GLASS, SAFETY 13 8" X 27 8"
	093448-06-Y15	EA MIRROR ASM -WOOD FRAMED 15 2" X 29 2"
	058331-08-000	EA MIRROR-GLASS, SAFETY-24" X 30"
	058331-10-000	EA MIRROR-GLASS, SAFETY-14 00" X 17 00"
	058331-18-000	EA MIRROR-GLASS, SAFETY-11 25" X 22 4"
	058331-22-000	EA MIRROR-GLASS SAFETY- 17.18" X 44 52"

PANELING AND LAMINATES

KEY	PART NUMBER	U/M DESCRIPTION
	088272-72-000	SF PANELING-SHOWER, 4' X 7' OFF WHITE-INCREMENTS OF 32 SF
	088272-38-000	SF PANELING-BATH 4' X 7'-INCREMENTS OF 32 SF
	088272-63-000	SF PANELING-MAIN DECOR - 4' X 7'-INCREMENTS OF 32 SF
	074497-20-000	SF PANELING-CABINET-FOREST OAK -4' X 8'
	074498-24-000	SF LAMINATE-PLASTIC, 5' X 8' - INCREMENTS OF 40 SF
	074498-32-000	SF LAMINATE-PLASTIC, 5' X 8' - INCREMENTS OF 40 SF
	074498-31-000	SF LAMINATE-PLASTIC, 5' X 8' - INCREMENTS OF 40 SF
	093743-01-02A	SF PLASTIC-ABS, 11.5" WIDE - OFF WHITE
	000885-34-000	SF PARTICLE BOARD-VINYL COVERED, 1 SIDE - 3/8" X 49" X 97" LIGHT OAK
	000885-35-000	SF PARTICLE BOARD-VINYL COVERED-3/4" ONE-SIDED/REGAL OAK
	000885-36-000	SF PARTICLE BOARD-VINYL COVERED, 2 SIDED - 3/4" X 5' X 8' - REGAL OAK
	088297-01-000	SF PLYWOOD-LUAN, OVERLAY GRADE - 4' X 8' - INC OF 32 SF

INTERIOR FINISH GROUP (CONTINUED)

CABINET AND WALL MOLDINGS AND TRIMS

KEY	PART NUMBER	U/M DESCRIPTION
	099571-01-01A	EA TRIM-ROOF COVE, INTERIOR - OFF WHITE - 12'
	102239-01-01A	EA COVER-SPLICE, COVE TRIM - 1.5" X 3" - PLASTIC - OFF WHITE
	009787-12-000	FT MOLDING-SIDEWALL TO CEILING/CABINET - WELTING - OFF WHITE
	077840-14-W24	EA MOLDING-CAP, WALL - WOOD - WALIP - 1.4" X 80"
	009809-24-000	EA MOLDING-PLASTIC CORNER, OUTSIDE - 1" - PECAN
	077840-01-W30	EA MOLDING-WALL CAP, 8' LONG - L-SHAPED WOOD
	042357-17-000	EA MOLDING-CORNER, RADIUS - 1.5" X 7' EA - PLASTIC - PECAN
	092331-H1-830	EA MOLDING- 7" X 3.5" X 72", VINYL WRAPPED
	078325-18-000	FT MOLDING-EDGE BAND, 1 5/16"

078325-27-000	FT MOLDING-EDGE BAND, 1 5/16"
---------------	-------------------------------

083820-01-000	FT T-MOLDING, END CAP EDGE - 3/4" - BROWN
---------------	---

083820-04-000	FT T-MOLDING, END CAP EDGE - 3/4" - LIGHT OAK
081521-02-007	EA MOUNT-METAL MOLDING, FOR RADIUS CORNER MOLDING - 12.5'
M03450-03-000	EA TRIM-OAK, MIRROR
070504-01-000	FT TRIM-PLASTIC U-CHANNEL, 1/16" - LIGHT BROWN
100859-01-803	EA TRIM-FLOOR, 72" X 1" X 1/2" - WOOD
052859-01-W30	FT TRIM-EDGE, FABRIC - VINYL - BEIGE
100182-10-B07	EA TRIM-CHAIR RAIL, WALL - 2.5" X 8" - WOOD
070504-20-000	FT U-CHANNEL, 815" - PLASTIC - PECAN
080176-03-000	EA CAP-CORNER, RADIUS - TOP - PECAN
074045-01-000	EA PLUG-OAK, 1/2" DIAMETER
093273-01-Y12	EA LUMBER-DRIILLED, 78.7" - AT BIFOLD DOOR HINGE END
078699-01-D18	EA LUMBER- 7" X 1.4" X 70 8", W/7 DEGREE BEVEL ON 1 FACE
093281-01-Y12	EA TRIM-OAK, DOOR - 2" X 74.3"
100500 01 01A	EA RETAINER-HEADLINER/VOVHO,OMH

WALL CLOCK

KEY	PART NUMBER	U/M DESCRIPTION
	097718-01-01A	EA CLOCK-BRASS/SILVERTONE COMBINATION

DINETTE TABLE HARDWARE

KEY	PART NUMBER	U/M DESCRIPTION
	004354-01-000	EA BUMPER-CABINET DOOR, RUBBER - BROWN
	084781-05-000	EA HOLDER-CUP, TWO STEP - BEIGE
	053200-09-000	EA SUPPORT-TABLE, 18 5", BEIGE
	088410-02-000	EA BRACKET-LIFT, TABLE MOUNTED
	024281-11-000	EA BRACKET-LIFT ROD, LOWER WALL MOUNTED - 17 12" - BEIGE
	024275-11-000	EA ROD-TABLE LIFT, 8" X 18 5" - BEIGE
	093550-01-000	EA BRACKET-FOLDING LEG
	092708-01-Y15	EA LEG-TABLE
	092593-01-04A	EA CATCH-TABLE LEG, BEIGE
	049493-08-000	EA FLOOR CATCH - TABLE LEG - TAN

1990 ITASCA

TABLE OF CONTENTS

INTRODUCTION	A-01 -	A-02
ABBREVIATIONS		A-03
ALPHABETICAL INDEX	A-04 -	A-08
ICN25RC	A-07 -	F-12
ICN27RT	F-13 -	K-16

1990 ICN25RC INDEX

FLOOR PLAN	A-07 -	A-08
ACCESSORIES	A-09 -	A-20
BATH	A-21 -	A-22
BEDROOM	A-23 -	A-24
CHASSIS	B-01 -	B-08
C C & PAD	B-09 -	B-18
DINETTE	B-19 -	B-22
DRIVERS	B-23 -	C-02
ELECTRICAL	C-03 -	C-08
EXTERIOR BODY	C-09 -	C-20
GALLEY	C-21 -	D-08
HEATING & A/C	D-07 -	D-12
INTERIOR FINISH	D-13 -	D-16
LABEL	D-17 -	E-02
LP		E-03
LOUNGE		E-04
SEALANTS & FASTENERS	E-05 -	E-07
WATER & SEWAGE	E-08 -	E-13
WINDOW, VENT AND		
EXTERIOR DOOR	E-14 -	F-12

INTERIOR FINISH GROUP (CONTINUED)

DRAWER AND SLIDES

KEY PART NUMBER	U/M DESCRIPTION
084488-08-000	EA SLIDE-COMplete, 12"
084488-02-000	EA SLIDE-DRAWER, DRIVER
084488-03-000	EA SLIDE-DRAWER, PASSENGER
037888-03-000	EA GLIDE-CENTER, DRAWER
037888-01-000	FT RAIL-V GUIDE, DRAWER
037888-04-000	EA BRACKET-RAIL MOUNTING, FRONT
037888-05-000	EA BRACKET-RAIL MOUNTING, REAR

FABRICS AND TRIMS

KEY PART NUMBER	U/M DESCRIPTION
098008-28-000	YD FABRIC-UPHOLSTERY,PLAIN - 54" BLUE/DESERT (AE6,AE8)
098008-18-000	YD FABRIC-UPHOLSTERY, BLUE (AE6)
098008-37-000	YD FABRIC-UPHOLSTERY, BLUE (AE6)
098008-19-000	YD FABRIC-UPHOLSTERY, MAUVE (AE7)
098008-23-000	YD FABRIC-UPHOLSTERY, MAUVE (AE7)
098008-30-000	YD FABRIC-UPHOLSTERY, ROSE (AE7)
098008-20-000	YD FABRIC-UPHOLSTERY, DESERT (AE8)
098008-35-000	YD FABRIC-UPHOLSTERY, (STEEL BLUE) (AE8)
072333-70-000	YD FABRIC-DRAPERY,CHROME (AE6,AE8)
072333-71-000	YD FABRIC-DRAPERY,CHANTILLY,(ROSE) (AE6,AE7)
072333-72-000	YD FABRIC-DRAPERY,SUEDE (AE8)
088273-41-000	YD FABRIC-BEDSPREAD,ICE (AE6,AE7)
088273-40-000	YD FABRIC-BEDSPREAD,#31 NATURAL (AE8)
077484-01-000	YD VINYL-SMOKE (AE6,AE7,AE8)
079880-01-000	YD VINYL-BEIGE 54" WIDE (AE6,AE7,AE8)
079880-09-000	YD VINYL-OFF WHITE 54" WIDE (AE6,AE7,AE8)
075244-02-000	YD VINYL-SHOWER CURTAIN LINER
103907-01-01A	YD VINYL-EXPANDED MADRID O/W
079880-01-000	YD VINYL-EXPANDED 28 OZ BUCKSKN
079349-03-AE6	YD WELT ASM-PATTERNED ACCENT (AE6)
079349-01-AD1	YD WELT ASM-ACCENT FABRIC (AE7)
079349-03-AE7	YD WELT ASM-PATTERNED ACCENT (AE7)
079349-01-AA1	YD WELT ASM-ACCENT FABRIC (AE8)
079349-04-AA1	YD WELT ASM-NARROW,ACCENT (AE8)
079349-01-AA1	YD WELT ASM-ACCENT FABRIC (AE6,AE8)
088273-42-000	SY FABRIC - BLACKOUT & WRAPAROUND - PARCHMENT
087272-01-000	YD DRAPERY LINING-48" IVORY
081926-01-000	YD BACKING-QUILTING,MATRESS COVER-WHITE
029012-01-000	BF FOAM-ROLLED-3/8" - 72" WIDE
088732-01-000	YD VELCRO-5/8" HOOK, NON-ADHESIVE
088792-02-000	YD VELCRO-3/4" LOOP, ADHESIVE

FLOOR COVERINGS & COMPONENTS

KEY PART NUMBER	U/M DESCRIPTION
098080-11-000	SY CARPET-AMETHYST, CORONET (AE6)
098080-03-000	SY CARPET-2948 ECLIPSE-GREY (AE7)
098080-06-000	SY CARPET-2406 TUMBLEWEED (AE8)
	00-00-00 THRU 01-07-90
098080-12-000	SY CARPET-PEARL BLUE,14734 (AE8)
	01-08-90 THRU: 99-99-99
042720-08-000	SY VINYL-GALLEYFLOOR
075233-01-000	SY PAD-CARPET, 3/8" X 8'
076314-02-000	FT TAPE-CARPET SEAM, HEAT-BOND
047034-02-000	SF PLASTIC-CARPET, 4" WIDE - CLEAR POLY
075233-01-000	SY PAD-CARPET, 3/8" X 8'
077309-02-000	EA TRIM-STEP BOX
088412-04-000	EA TRIM-STEP BOX,ENTRANCE,0880 MM,BEIGE
089328-01-000	EA GRILLE-FLOOR
092883-02-01A	EA LINER-STEP BOX,BLACK 128 MM
097875-01-01A	EA THRESHOLD-CAB DOOR - 28 5" - BLACK

INTERIOR FINISH GROUP (CONTINUED)

CABINET HARDWARE

KEY PART NUMBER	U/M DESCRIPTION
054858-01-000	EA RAIL-CORNER, BED - METAL - BEIGE
072389-19-000	EA MESH-EXPANDED, 15.5" X 8.5" - BRONZE
098979-01-000	EA CLIP-ADJUSTABLE SHELF
098980-02-000	EA PILASTER-ADJUSTABLE SHELF, 12" LONG
023320-01-000	EA PAD-FELT, 3/8" DIAMETER - BROWN
059777-02-000	EA HINGE-CABINET DOOR, BURNISHED BRASS
098845-01-000	EA PULL-CABINET, BRASS
016804-01-000	EA BRACE-CABINET, ANGLED METAL - 2.5'
083204-02-000	EA BUTTON-MIRROR RETAINING
016804-03-000	EA BRACE-CABINET ANGLE, 2.5" - BEIGE
042356-01-000	EA PLUG-BUTTON-MAHOGANY 3/8 DIA
074045-01-000	EA PLUG-OAK, 1/2" DIAMETER
093588-03-000	EA CATCH-SPRING, ROLLER
093588-04-000	EA STRIKE-SPRING STEEL
065740-01-000	EA BRACE-CABINET CORNER, PLASTIC
074493-02-000	EA SUPPORT-OVERHEAD DOOR, SPRUNG
081295-01-U01	EA SUPPORT-BASE, DINETTE - 1.5" X 28" - WOOD
085774-01-000	FT FASTENER-DUAL HOOK, 1" WIDE - ADHESIVE BACK - BLACK
085774-02-000	FT FASTENER-DUAL LOOP, 1" WIDE - ADHESIVE BACK - BLACK
075943-02-000	EA BRACE-ANGLE, WHOLES - 1" X 1.5" X 14" - ALUMINUM - BEIGE
088718-01-001	EA BRACE-90 DEGREE ANGLE, 192" - EXTRUDED ALUMINUM
029094-04-000	YD VELCRO TAPE-LOOP, 1" WIDE - BLACK
029098-03-000	YD VELCRO TAPE-HOOK, 1" WIDE - BLACK
009018-01-000	EA CATCH-SCREEN DOOR ROLLER
079921-01-000	EA ROLLER-NYLON, W/STEEL SHAFT - BARBED
080738-01-000	EA PULL-RECESSED, 1 25" X 4" - OAK
098784-02-000	EA SLIPNOT-ANTISLIP, 1" WIDE (100' ROLL)
	FROM: 02-05-90 THRU: 02-23-90
091261-01-000	FT BACKING-NON SKID, 1" WIDE (100' ROLL)
	FROM: 02-24-90 THRU: 99-99-99
084358-03-000	EA INSERT-TV STAND TAN
084412-01-000	EA SUPPORT-HINGED
084451-01-000	EA CATCH-TV SHELF, BRASS
084625-02-000	EA HINGE-ALUMINUM, WHOLES - 17.2" - TAN
384413-01-000	EA HINGE-CONTINUOUS, ALUMINUM - 1" X 72" - WHOLES
093278-01-000	EA BRACE-PROP ROD, GAS
089024-01-000	EA SUPPORT-SPRING, TO FLOOR
089025-01-000	EA SUPPORT-SPRING, TO BED
088199-02-Y12	EA HINGE-BED, TOP LIFT - METAL - BEIGE
077252-01-000	EA PIN-HINGE
088235-02-000	EA BEARING-SNAPIN, 3/16" ID X 3/16"
057480-02-000	EA STUD-BALL, GAS SPRING - 10MM - 5/16" - 18
057480-03-000	EA CLIP-SAFETY, WIREFORM TYPE - GAS SPRING
057480-04-000	EA SPRING-GAS

FLOOR MATS

KEY PART NUMBER	U/M DESCRIPTION
081075-02-000	EA MAT-FLOOR, ENTRANCE
081201-02-000	EA MAT-FLOOR, FRONT - DRIVER
081202-02-000	EA MAT-FLOOR, FRONT - PASSENGER
057205-04-000	EA SUPPORT-BED, 20" - METAL - BEIGE

1990 ITASCA

TABLE OF CONTENTS

INTRODUCTION	A-01	A-02
ABBREVIATIONS		A-03
ALPHABETICAL INDEX	A-04	A-06
ICN25RC	A-07	F-12
ICN27RT	F-13	K-18

1990 ICN25RC INDEX

FLOOR PLAN	A-07	A-08
ACCESSORIES	A-09	A-20
BATH	A-21	A-22
BEDROOM	A-23	A-24
CHASSIS	B-01	B-08
C C & PAD	B-09	B-18
DINETTE	B-19	B-22
DRIVERS	B-23	C-02
ELECTRICAL	C-03	C-08
EXTERIOR BODY	C-09	C-20
GALLEY	C-21	D-08
HEATING & A/C	D-07	D-12
INTERIOR FINISH	D-13	D-18
LABEL	D-17	E-02
LP		E-03
LOUNGE		E-04
SEALANTS & FASTENERS	E-05	E-07
WATER & SEWAGE	E-08	E-13
WINDOW, VENT AND		
EXTERIOR DOOR	E-14	F-12

LABEL & TAG GROUP

CALIFORNIA CHASSIS (OPT 37P)

KEY PART NUMBER	U/M DESCRIPTION
062043-01-000	EA LABEL-FUEL, UNLEADED
	FROM: 09-11-89 THRU: 01-14-90
074559-01-000	EA DECAL-LOGO, LPG - RED - (CALIF CODE)
091243-01-000	EA LABEL-A/C COVER, CEILING
093236-05-000	EA LABEL-CIRCUIT BREAKER, MAIN
050225-01-000	EA LABEL-WARNING, STOVE VENT - US
061608-01-000	EA LABEL-OVERLAY, VEHICLE CERTIFICATION - ADHESIVE BACKED
056259-01-000	EA LABEL-SAFETY CHECK LIST SUNVISOR
098641-01-000	EA LABEL-FUEL, UNLEADED - DASH
099689-01-000	EA LABEL-WARNING, CANCER/TOXICITY

CANADIAN EXPORT

KEY PART NUMBER	U/M DESCRIPTION
006040-02-000	EA TAG-GAS REFUEL WARNING, CANADIAN
006040-01-000	EA TAG-GAS REFUELING WARNING
006042-01-000	EA TAG-ELECTRIC 110V CONNECTION
091243-01-000	EA LABEL-A/C COVER - CANADIAN EXPORT
091224-02-000	EA LABEL-TRAILER LIGHTING
090342-01-000	EA LABEL-VAPOR RELIEF
087207-02-000	EA LABEL-FUEL CAP REMOVAL
087207-05-000	EA LABEL-FUEL CAP REMOVAL
077510-01-000	EA LABEL-GENERATOR PREP
075221-03-000	EA LABEL-TRAILER HITCH
075220-01-000	EA LABEL-WARNING, EXTERIOR LOAD
062043-01-000	EA LABEL-FUEL, UNLEADED
061417-01-000	EA LABEL-FUEL
054531-01-000	EA LABEL-LP GAS ONLY
006188-01-000	EA LABEL-WASTE WATER
006187-01-000	EA LABEL-SEWAGE
093236-05-000	EA LABEL-CIRCUIT BREAKER, MAIN
050225-01-000	EA LABEL-WARNING, STOVE VENT - US
056259-01-000	EA LABEL-SAFETY CHECK LIST
061608-01-000	EA LABEL-OVERLAY, VEHICLE CERTIFICATION - ADHESIVE BACK
006199-01-000	EA LABEL-EXIT, "ESCAPE WINDOW"
047731-01-000	EA LABEL-EMERGENCY EXIT

LABEL & TAG GROUP CONTINUED

LABELS & TAGS

KEY PART NUMBER	U/M DESCRIPTION
093236-01-000	EA LABEL-CIRCUIT BREAKER, MAIN
093237-01-000	EA LABEL-CIRCUIT BREAKER, FRONT - BATTERY CONDITION/RADIO
093237-03-000	EA LABEL-CIRCUIT BREAKER, FRONT - POWER SEAT (LIFT)
093237-06-000	EA LABEL-CIRCUIT BREAKER, FRONT - REAR PANEL
093237-07-000	EA LABEL-CIRCUIT BREAKER, FRONT - REAR PNU/CONV
093237-09-000	EA LABEL-CIRCUIT BREAKER, FRONT - INVERTER
096506-01-000	EA LABEL-"COMPARTMENT NOT SEALED"
050225-01-000	EA LABEL-WARNING, STOVE VENT - US
087236-01-000	EA LABEL-CABLE INPUT
087236-02-000	EA LABEL-TV OUTLET
006031-01-000	EA LABEL-POTABLE WATER ONLY
061608-01-000	EA LABEL-OVERLAY, VEHICLE CERTIFICATION - ADHESIVE BACKED
079966-01-000	EA LABEL-WARNING, STOWED MOTION
090342-01-000	EA LABEL-VAPOR RELIEF
099509-01-000	EA LABEL-AWNING INSTALLATION
061417-01-000	EA LABEL-FUEL ON FUEL FILL DOOR
073998-01-000	EA LABEL-LPG ODOR WARNING
094675-01-000	EA LABEL-EXTERIOR LIGHT, SERVICE
050225-01-000	EA LABEL-WARNING, STOVE VENT - US
061608-01-000	EA LABEL-OVERLAY, VEHICLE CERTIFICATION - ADHESIVE BACKED
096506-01-000	EA LABEL-"COMPARTMENT NOT SEALED"
006064-01-000	EA LABEL-SEAT W/O SEATBELT "NOT INTENDED FOR USE WHILE COACH IN MOTION"

1990 ITASCA

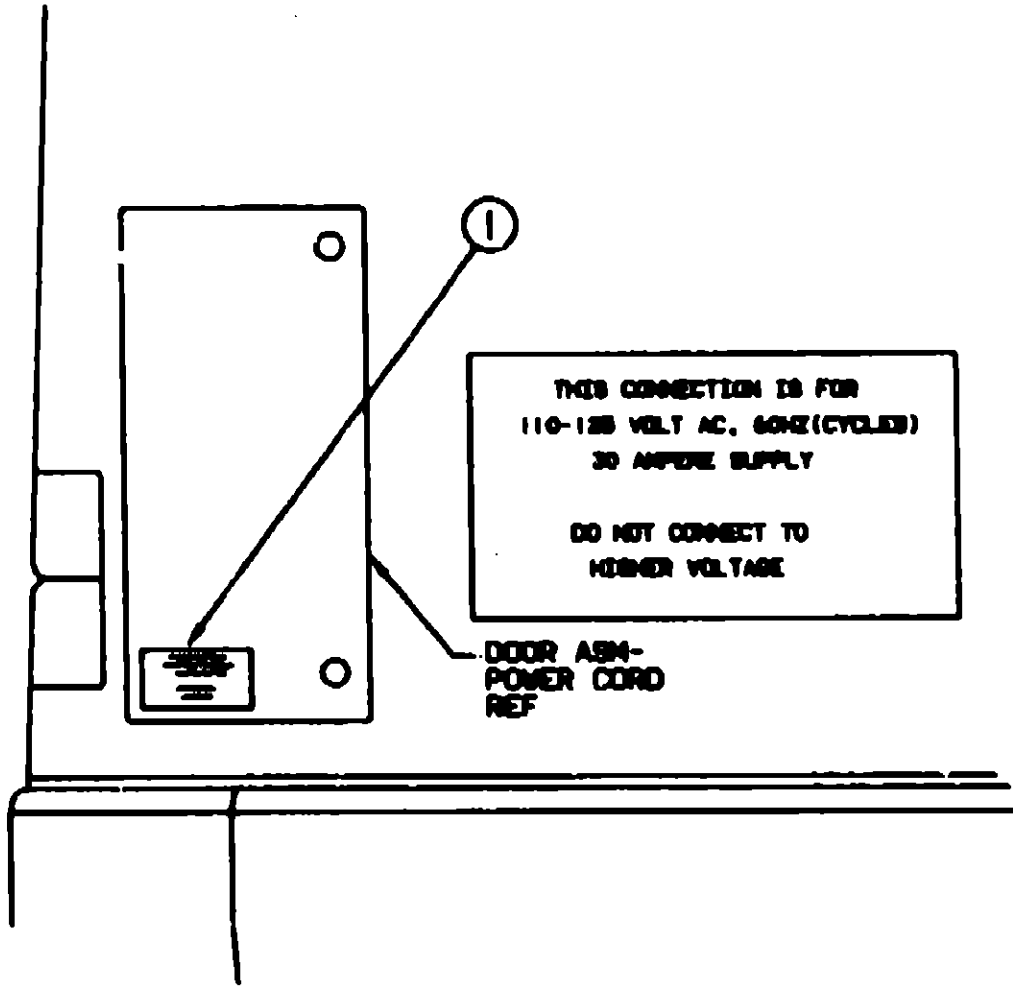
TABLE OF CONTENTS

INTRODUCTION	A-01	A-02
ABBREVIATIONS		A-03
ALPHABETICAL INDEX	A-04	A-06
ICN25RC	A-07	F-12
ICN27RT	F-13	K-16

1990 ICN25RC INDEX

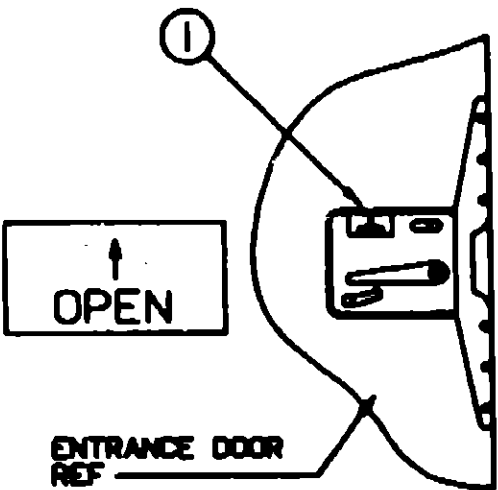
FLOOR PLAN	A-07	A-08
ACCESSORIES	A-09	A-20
BATH	A-21	A-22
BEDROOM	A-23	A-24
CHASSIS	B-01	B-06
C C & PAD	B-09	B-18
DINETTE	B-19	B-22
DRIVERS	B-23	C-02
ELECTRICAL	C-03	C-06
EXTERIOR BODY	C-09	C-20
GALLEY	C-21	D-06
HEATING & A/C	D-07	D-12
INTERIOR FINISH	D-13	D-16
LABEL	D-17	E-02
LP		E-03
LOUNGE		E-04
SEALANTS & FASTENERS	E-05	E-07
WATER & SEWAGE	E-08	E-13
WINDOW, VENT AND		
EXTERIOR DOOR	E-14	F-12

LABEL & TAG GROUP (CONTINUED)



KEY PART NUMBER	U/M DESCRIPTION
1 008062-01-000	EA TAG-ELECTRIC, 110V CONNECTION

LABEL & TAG GROUP (CONTINUED)



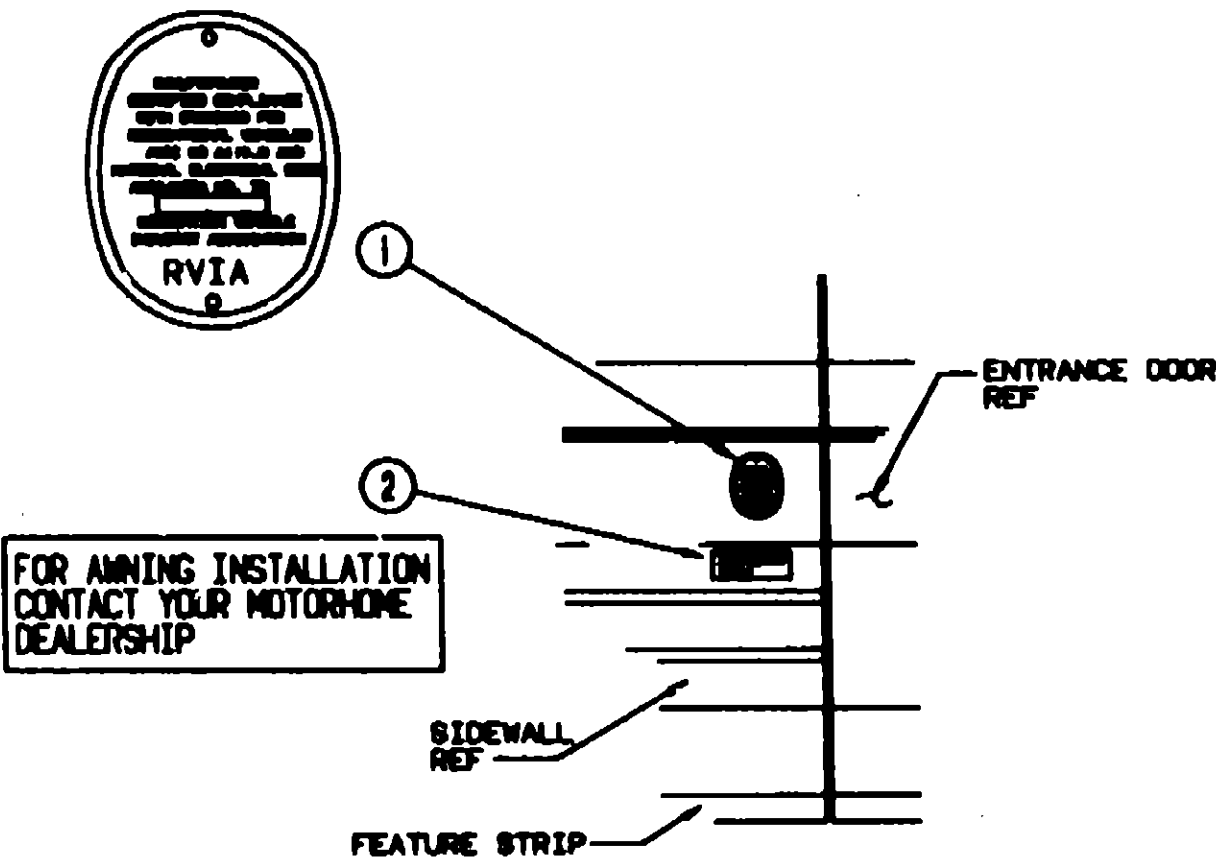
KEY PART NUMBER	U/M DESCRIPTION
1 040944-01-000	EA LABEL-ENTRANCE DOOR, "OPEN"

1990 ITASCA
TABLE OF CONTENTS

INTRODUCTION	A-01 - A-02
ABBREVIATIONS	A-03
ALPHABETICAL INDEX	A-04 - A-06
ICN25RC	A-07 - F-12
ICN27RT	F-13 - K-16

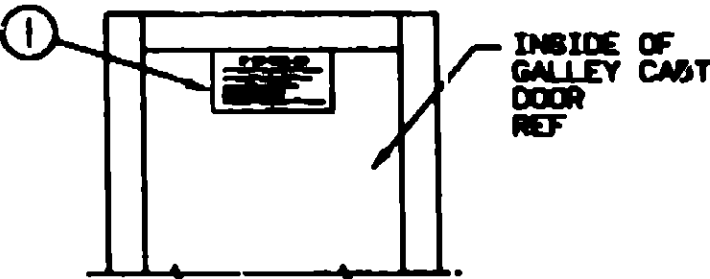
1990 ICN25RC INDEX

FLOOR PLAN	A-07 - A-08
ACCESSORIES	A-09 - A-20
BATH	A-21 - A-22
BEDROOM	A-23 - A-24
CHASSIS	B-01 - B-08
C C & PAD	B-09 - B-18
DINETTE	B-19 - B-22
DRIVERS	B-23 - C-02
ELECTRICAL	C-03 - C-06
EXTERIOR BODY	C-09 - C-20
GALLEY	C-21 - D-06
HEATING & A/C	D-07 - D-12
INTERIOR FINISH	D-13 - D-16
LABEL	D-17 E-02
LP	E-03
LOUNGE	E-04
SEALANTS & FASTENERS	E-05 - E-07
WATER & SEWAGE	E-08 - E-13
WINDOW, VENT AND EXTERIOR DOOR	E-14 - F-12



KEY PART NUMBER	U/M DESCRIPTION
1 008019-01-000	EA TAG-RV APPROVED, PLASTIC
2 099509-01-000	EA LABEL-AWNING INSTL

LABEL & TAG GROUP (CONTINUED)

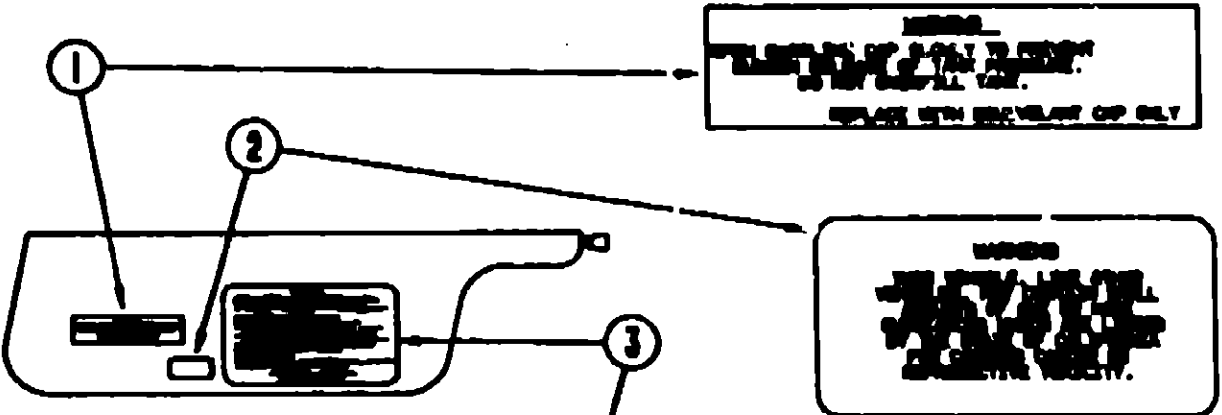


IF YOU SMELL GAS

1. DETACH ANY OPEN FLAME, PILOT LIGHTS AND ALL OTHERS.
2. SHUT OFF THE GAS SUPPLY AT THE TANK VALVE OR GAS SUPPLY CONNECTION.
3. OPEN DOORS AND OTHER VENTILATING DEVICES.
4. DO NOT TOUCH ELECTRICAL SWITCHES.
5. LEAVE THE AREA UNTIL GAS CLEARS.
6. HAVE THE GAS SYSTEM REPAIRED AND LEAKAGE CHECKED BEFORE USING AGAIN.

KEY PART NUMBER	U/M DESCRIPTION
1 073998-01-000	EA LABEL-LPG ODOR WARNING

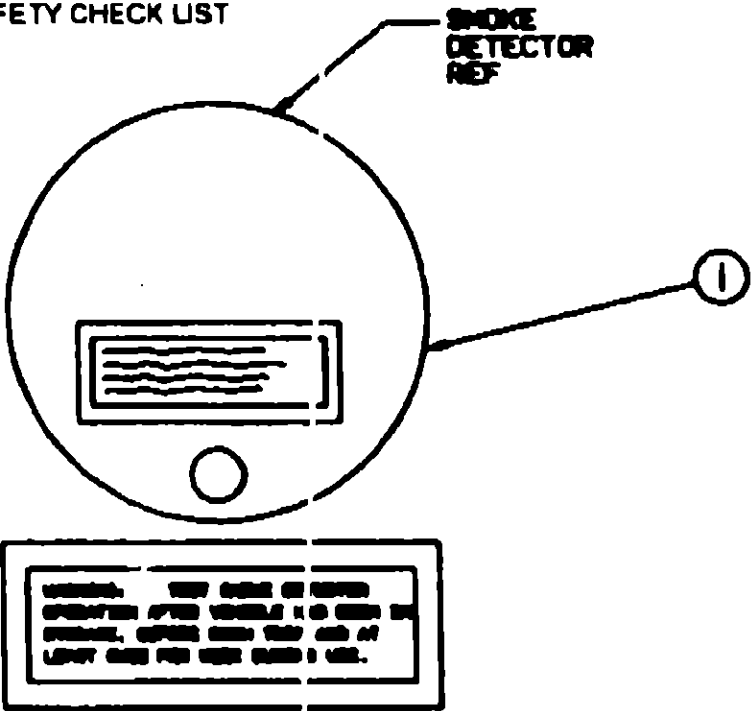
LABEL & TAG GROUP (CONTINUED)



- THIS MOTOR HOME HAS BEEN DESIGNED, MANUFACTURED AND TESTED WITH CARE FOR THE PROTECTION OF IT'S OCCUPANTS. BE AWARE OF THE FOLLOWING PRECAUTIONS FOR YOUR SAFETY AND THE SAFETY OF YOUR PASSENGERS BEFORE DRIVING YOUR VEHICLE.
1. LP GAS SYSTEM- TURN OFF AT THIS FOR TRAVELING. TEST FOR LEAKS WHEN ARRIVAL AT DESTINATION. BEFORE LIGHTING PILOTS.
 2. BOWDO- INSPECT FOR DAMAGE AND CHECK LUB OILS FOR TYPING.
 3. TIRES- INSPECT FOR WEAR AND DAMAGE AND CHECK FOR PROPER INFLATION.
 4. LIGHTS- TEST FOR PROPER OPERATION OF ALL INTERIOR AND EXTERIOR LIGHTS INCLUDING BURN LIGHTS, HEADLIGHTS, TAIL LIGHTS, BRAKE LIGHTS, TURN SIGNALS AND TURN SIGNALS.
 5. SEATBELT- INSPECT RELEASE MECHANISM ON EACH SEAT BELT. TEST BOTH LEADS ON EACH SEATBELT FOR CORRECT OPERATION AND INSTRUCT PASSENGERS HOW TO USE CORRECT SEAT BELT.
 6. SEAT BELT- INSTRUCT PASSENGERS TO REMAIN SEATED AND REMAIN USE OF SEAT BELT.
 7. APPLIANCES- TURN OFF AND LOCK IN LOCK DOWN WHEN TRAVELING.
 8. LAKE PUMPS- OPERATE CORRECTLY.
 9. UTILITY SUPPLY LINES- OBTAIN ALL ELECTRICAL, GAS AND WATER LINES AND CORRECT PROPERLY.
 10. SERVICE UNIT- PLACE IN SERVICE POSITION FOR TRAVELING.

READ YOUR MOTOR HOME AND OWNER'S MANUAL FOR FURTHER PRECAUTIONS!

KEY PART NUMBER	U/M DESCRIPTION
1 087207-05-000	EA LABEL-FUEL CAP REMOVAL
2 099689-01-000	EA LABEL-WARNING, CANCER/TOXICITY
3 056259-01-000	EA LABEL- SAFETY CHECK LIST



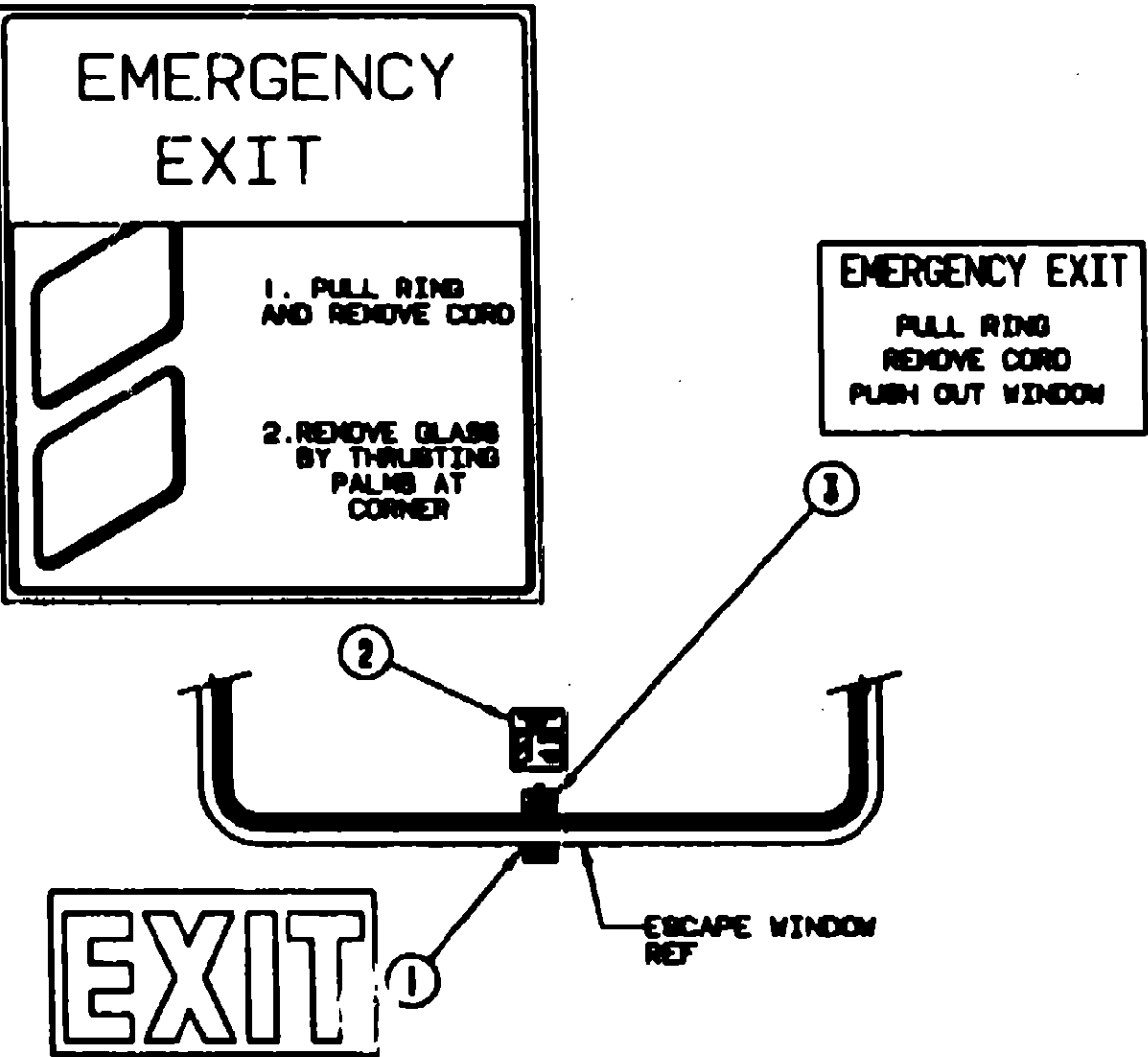
KEY PART NUMBER	U/M DESCRIPTION
1 077956-01-000	EA LABEL-WARNING, SMOKE DETECTOR

1990 ITASCA
TABLE OF CONTENTS

INTRODUCTION	A-01 - A-02
ABBREVIATIONS	A-03
ALPHABETICAL INDEX	A-04 - A-06
ICN25RC	A-07 - F-12
ICN27RT	F-13 - K-16

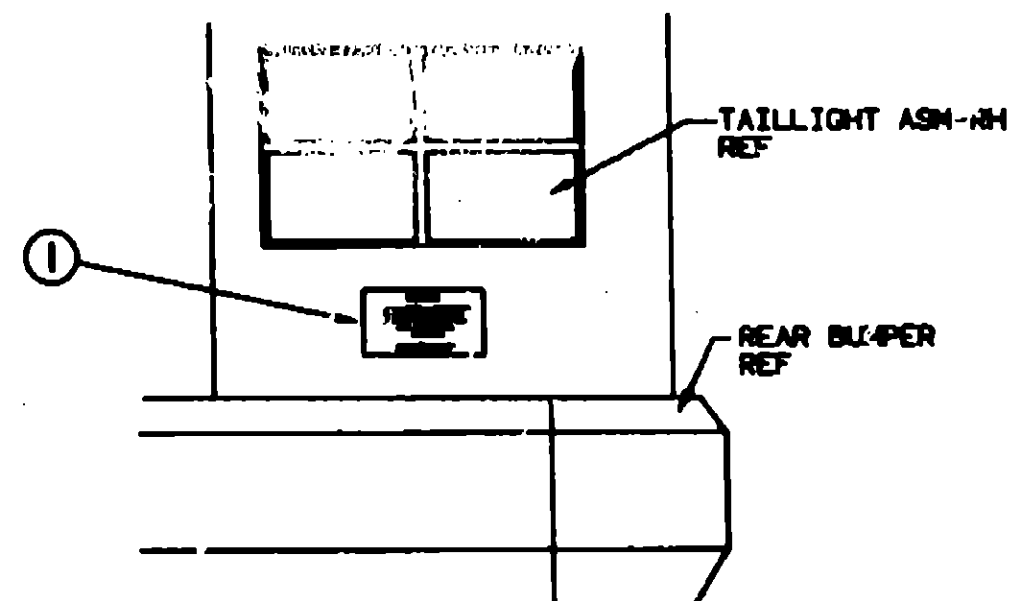
1990 ICN25RC INDEX

FLOOR PLAN	A-07 - A-08
ACCESSORIES	A-09 - A-20
BATH	A-21 - A-22
BEDROOM	A-23 - A-24
CHASSIS	B-01 - B-08
C C & PAD	B-09 - B-18
DINETTE	B-19 - B-22
DRIVERS	B-23 - C-02
ELECTRICAL	C-03 - C-08
EXTERIOR BODY	C-09 - C-20
GALLEY	C-21 - D-08
HEATING & A/C	D-07 - D-12
INTERIOR FINISH	D-13 - D-16
LABEL	D-17 - E-02
LP	E-03
LOUNGE	E-04
SEALANTS & FASTENERS	E-05 - E-07
WATER & SEWAGE	E-08 - E-13
WINDOW, VENT AND EXTERIOR DOOR	E-14 - F-12



KEY PART NUMBER	U/M DESCRIPTION
1 039290-01-000	EA LABEL-WARNING-EXIT
2 047731-01-000	EA LABEL-EMERGENCY EXIT - ESCAPE WINDOW
3 006199-01-000	EA LABEL-EXIT-ESCAPE WINDOW

LABEL & TAG GROUP CONTINUED



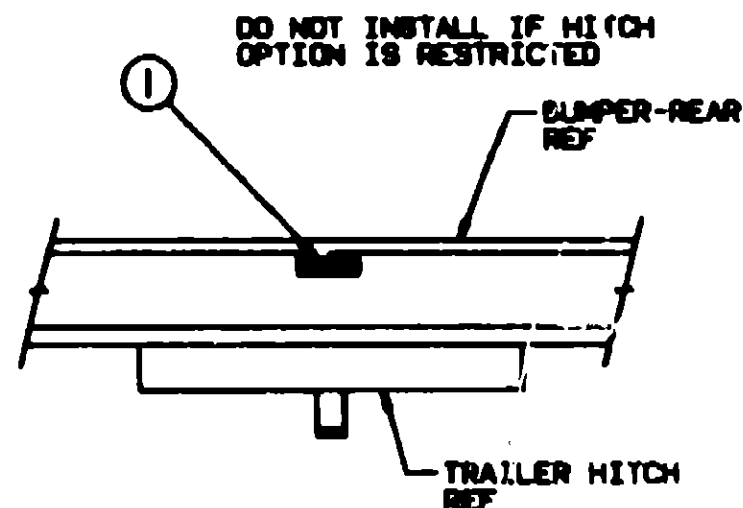
WARNING

DO NOT EXCEED THE VEHICLE WEIGHT RATINGS OR LOADING RECOMMENDATIONS (E.G., GROSS VEHICLE, GROSS AXLE, GROSS COMBINED) OF THE CHASSIS MANUFACTURER OR WINNEBAGO INC.

REFER TO YOUR OWNERS MANUAL, BEFORE LOADING OR TOWING.

KEY PART NUMBER
1 075220-01-000

U/M DESCRIPTION
EA LABEL-WARNING, EXTERIOR LOAD



TOWING CAPACITY

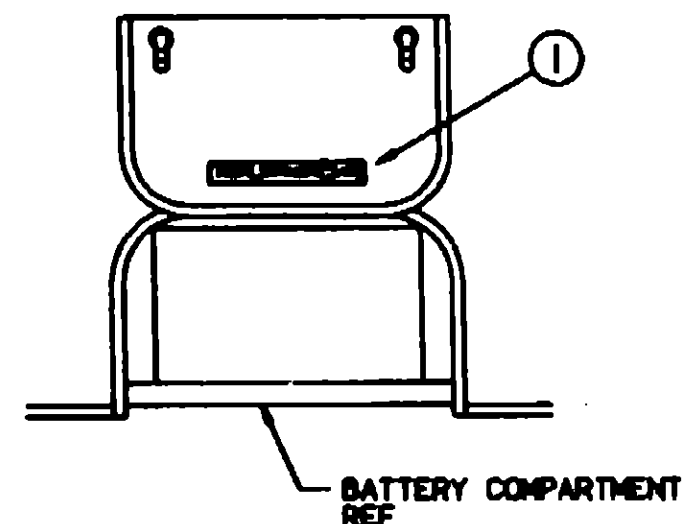
TOWED VEHICLE 3500 LB. GROSS MAXIMUM
HITCH BALL 500 LB. MAXIMUM

KEY PART NUMBER
1 075221-03-000

U/M DESCRIPTION
EA LABEL-TRAILER HITCH

LABEL & TAG GROUP CONTINUED


WARNING DISCONNECT BATTERIES BEFORE CONNECTING EXTERNAL CHARGING EQUIPMENT.



KEY PART NUMBER
1 065748-01-000

U/M DESCRIPTION
EA LABEL-CAUTION, BATTERY CHARGING

GENERATOR COMP
DOOR REF



WARNING

WHEN ADDING A GENERATOR SET:

HIGH VOLTAGE-USE EXTREME CAUTION WHEN WORKING ON ELECTRICAL EQUIPMENT.
HAVE ALL ELECTRICAL INSTALLATION PERFORMED BY A QUALIFIED LICENSED ELECTRICIAN-FOLLOW ALL STATE AND LOCAL CODES.
ONLY INSTALL GENERATOR SET APPROVED FOR R.V. APPLICATION. HAVE SERIALIZED BY QUALIFIED TECHNICIAN.
TO AVOID HAZARD BUILD-UP AND TO ENSURE AN ALTERNATE AIR SUPPLY TO THE GENERATOR COMPARTMENT, FOLLOW INSTALLATION INSTRUCTIONS.
GENERATOR EXHAUST CANNOT BE USED AND MUST NOT PENETRATE UNDER THE VEHICLE-GENERATOR EXHAUST MUST FLOW OUTSIDE.

KEY PART NUMBER
1 077510-01-000

U/M DESCRIPTION
EA LABEL-GENERATOR PREP

1990 ITASCA

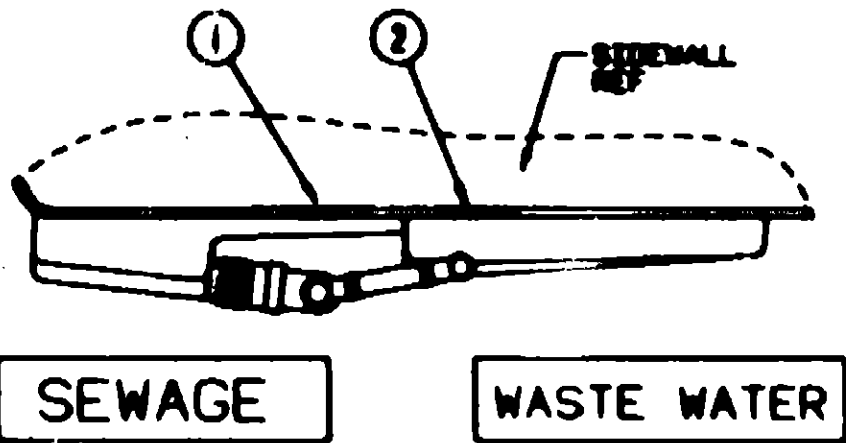
TABLE OF CONTENTS

INTRODUCTION	A-01 -	A-02
ABBREVIATIONS		A-03
ALPHABETICAL INDEX	A-04 -	A-08
ICN25RC	A-07 -	F-12
ICN27RT	F-13 -	K-16

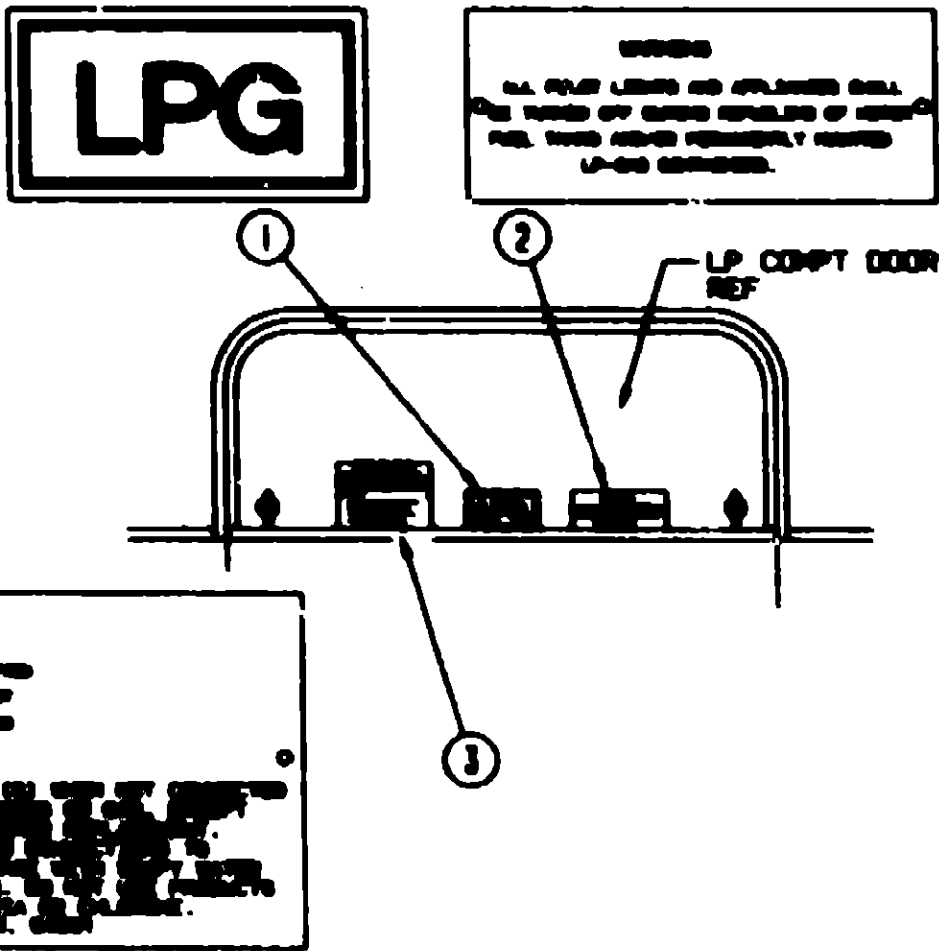
1990 ICN25RC INDEX

FLOOR PLAN	A-07 -	A-08
ACCESSORIES	A-09 -	A-20
BATH	A-21 -	A-22
BEDROOM	A-23 -	A-24
CHASSIS	B-01 -	B-08
C C & PAD	B-09 -	B-18
DINETTE	B-19 -	B-22
DRIVERS	B-23 -	C-02
ELECTRICAL	C-03 -	C-05
EXTERIOR BODY	C-09 -	C-20
GALLEY	C-21 -	D-08
HEATING & A/C	D-07 -	D-12
INTERIOR FINISH	D-13 -	D-16
LABEL	D-17 -	E-02
LP		E-03
LOUNGE		E-04
SEALANTS & FASTENERS	E-05 -	E-07
WATER & SEWAGE	E-08 -	E-13
WINDOW, VENT AND EXTERIOR DOOR	E-14 -	F-12

LABEL & TAG GROUP (CONTINUED)

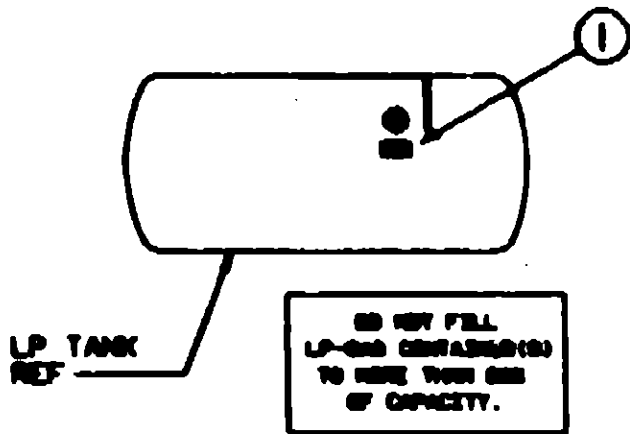


KEY PART NUMBER	U/M DESCRIPTION
1 006187-01-000	EA LABEL SEWAGE
2 006188-01-000	EA LABEL WASTE WATER

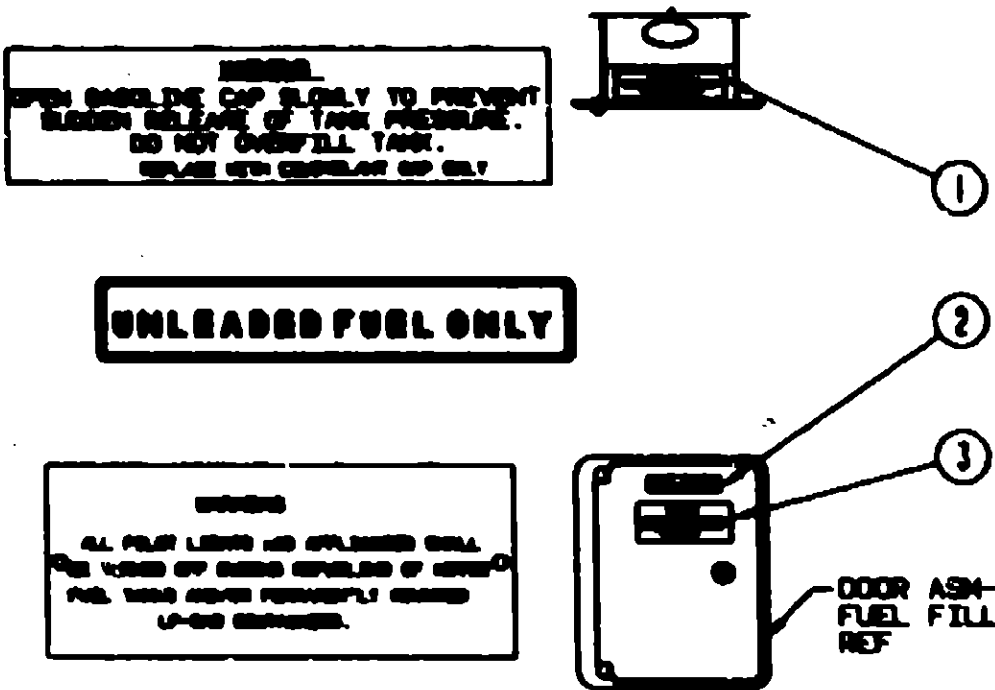


KEY PART NUMBER	U/M DESCRIPTION
1 074559-01-000	EA DECAL-LOGO, LPG - RED - (CALIF CODE)
2 006040-01-000	EA TAG-GAS REFUELING WARNING
2 006040-02-000	EA TAG-GAS REFUEL WARNING CANADIAN
3 054531-01-000	EA LABEL-LP GAS ONLY
3 023769-01-000	EA LABEL-WARNING LPG - CANADIAN

LABEL & TAG GROUP CONTINUED



KEY PART NUMBER	U/M DESCRIPTION
1 079965-01-000	EA LABEL-LPG 80 CAPACITY



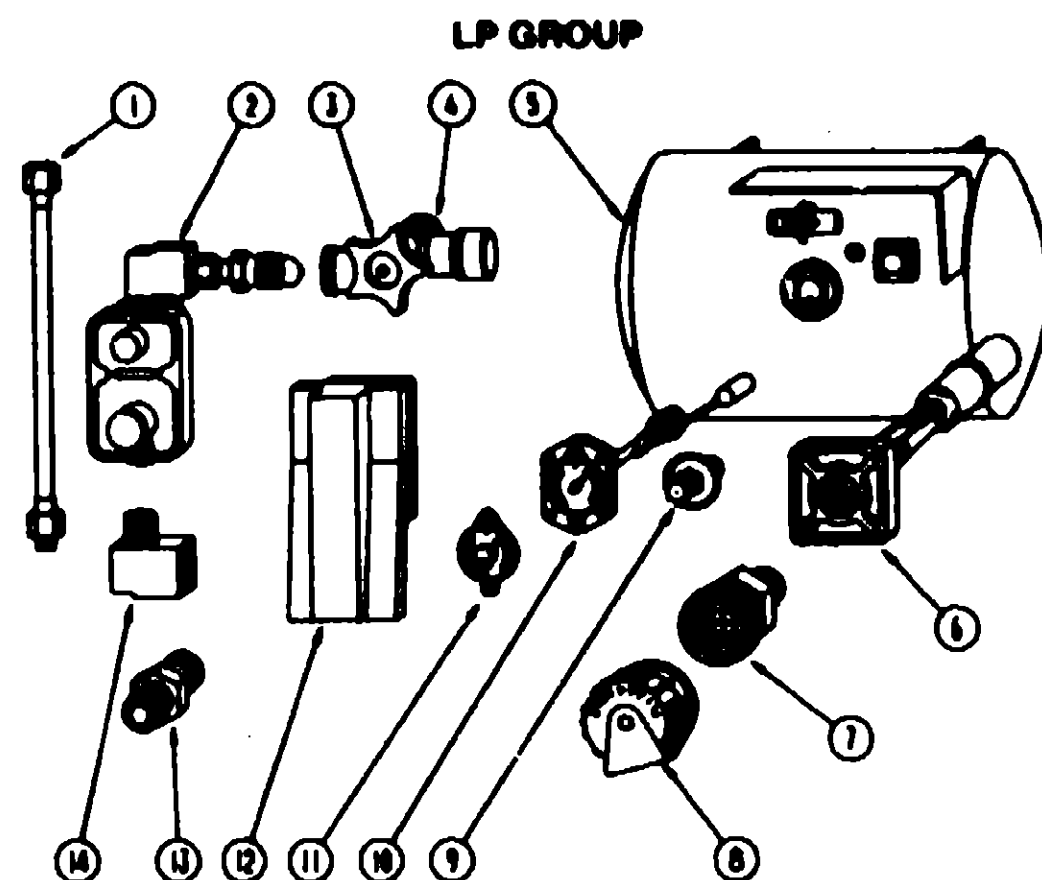
KEY PART NUMBER	U/M DESCRIPTION
1 087207-05-000	EA LABEL-FUEL CAP REMOVAL
2 062043-01-000	EA LABEL-FUEL, UNLEADED
3 006040-01-000	EA TAG-GAS REFUELING WARNING
2 006040-02-000	EA TAG-GAS REFUEL WARNING, CANADIAN

1990 ITASCA
TABLE OF CONTENTS

INTRODUCTION	A-01	A-02
ABBREVIATIONS		A-03
ALPHABETICAL INDEX	A-04	A-08
ICN25RC	A-07	F-12
ICN27RT	F-13	K-16

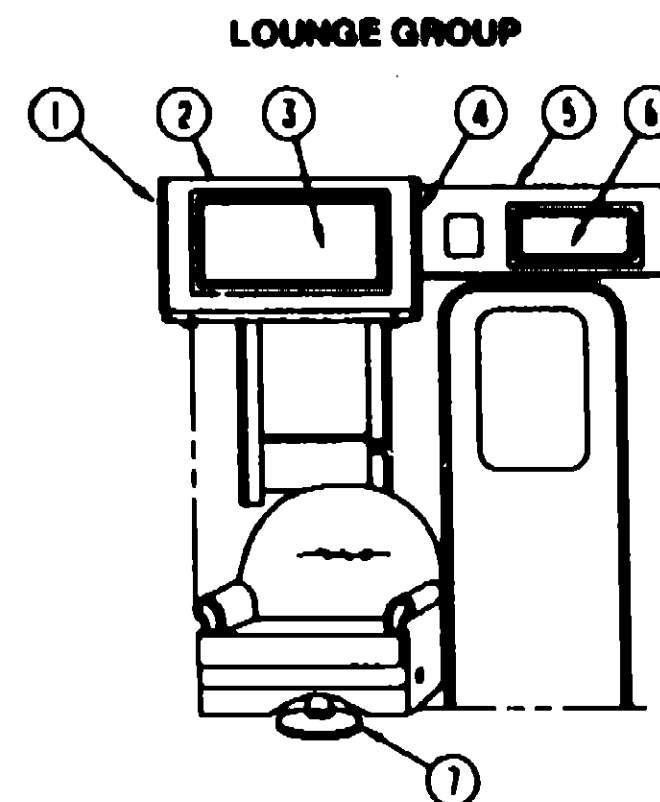
1990 ICN25RC INDEX

CENTER PLAN	A-07	A-08
ACCESSORIES	A-09	A-20
BATH	A-21	A-22
BEDROOM	A-23	A-24
CHASSIS	B-01	B-08
C C & PAD	B-09	B-18
DINETTE	B-19	B-22
DRIVERS	B-23	C-02
ELECTRICAL	C-03	C-08
EXTERIOR BODY	C-09	C-20
GALLEY	C-21	D-06
HEATING & A/C	D-07	D-12
INTERIOR FINISH	D-13	D-16
LABEL	D-17	E-02
LP		E-03
LOUNGE		E-04
SEALANTS & FASTENERS	E-05	E-07
WATER & SEWAGE	E-08	E-13
WINDOW, VENT AND EXTERIOR DOOR	E-14	F-12



LP TANK & COMPONENTS

KEY PART NUMBER	U/M DESCRIPTION
1 045703-01-000	EA HOSE-LP, 3/8" ID X 24" US - 3/8 MPT X 1/2 F SWIVEL
1 045703-02-000	EA HOSE-LP, 3/8" ID X 24" - 3/8" MPT X 1/2" F SWIVEL - CANADA
2 076301-01-000	EA REGULATOR-LPG, TWO STAGE
3 040421-01-708	EA HANDWHEEL-VAPOR RELIEF VALVE, BRUNNER G-1015-A
4 040421-01-703	EA VALVE-SERVICE W/HANDWHEEL W/VAPOR RELIEF (REGO 910 & CO) BRUNNER G-1015
5 091970-01-000	EA TANK-LP, 80 LBS - 20" X 24"
6 040421-01-711	EA VALVE-80% W/FLOAT, PLATE, BOLTS & GASKET - BRUNNER
7 040421-01-701	EA VALVE-SHORT LP FILLER W/YELLOW CAP - BRUNNER 75478
8 040421-01-702	EA CAP-LP FILLER VALVE, PLASTIC - YELLOW - BRUNNER G-1014-A
9 040421-01-700	EA GAUGE-LIQUID LEVEL 20% LP - BRUNNER G-1013
10 040421-01-707	EA GAUGE-FLOAT W/VISIBLE DIAL - BRUNNER MA-9 6244-4
11 040440-01-000	EA TRANSMITTER-DIAL, 90 OHM
12 081938-01-000	EA COVER-COMPARTMENT - LP REGULATOR - BLACK
13 010329-01-000	EA ADAPTER-BRASS-1/2" F X 1/2" MPT
14 065318-02-000	EA ELBOW-90 DEGREE, 3/8" MPT TO 3/8" FPT
010285-01-000	EA CROSS, 3/8" F X 3/8" F X 3/8" F X 1/2" FPT - BRASS
010377-01-000	EA NUT, 3/8" F - BRASS
010377-02-000	EA NUT-BRASS, 3/8 FEMALE - FORGED
010380-02-000	EA NUT-BRASS, 1/2" FEMALE - FORGED
016188-03-000	EA GROMMET-GAS LINE, FLOOR - 3/8" HOLE X 2 1/8" DIAMETER RUBBER
081642-01-000	EA TEE, 1/2" MPT X 1/2" FL X 3/8" FL - BRASS
010497-05-000	EA CLAMP-CLOSED, 50" ID
075148-02-000	EA CLAMP-GROUNDING, BRONZE SCREWS
008380-01-000	EA GROMMET-RUBBER, 5/8" HOLE X 1 1/2" DIAMETER - BLACK
010326-01-000	EA ADAPTER-FLARE, W/CONE GASKET 3/8" FEMALE FL X 1/2" MALE F
065741-01-000	EA GAUGE-DIAPHRAGM PRESSURE - MARSHALLTOWN MFG
065742-01-000	EA TEE, 3/8" F X 3/8" F X 25FPT - BRASS
071391-02-000	EA NIPPLE-HEX, 25 PIPE
008042-01-000	FT TUBING-VINYL, 65" ID
054531-01-000	EA LABEL-LP GAS ONLY
040421-01-710	EA VALVE-SERVICE LIQUID
090976-02-000	EA VALVE-SAFETY, LP
034591-02-000	EA ADPT-SPUD LP REG W/FLOW DEV CANADIAN
010323-01-000	EA ADAPTER-BRASS-3/8" F X 1/2" MPT
083380-01-000	EA COUPLER-1/2 TO 3/8 BLK PIPE
075487-01-000	EA NUT-INVERTED FLARE, 1/4"
088487-02-000	EA NUT-INVERTED FLARE, 1/4"
084854-01-000	CA PLUG-BRASS, 3/8"
097395 01 000	EA DETECTOR-LP GAS



OVERHEAD CABINET & COMPONENTS

KEY PART NUMBER	U/M DESCRIPTION
1 092747-01-Y10	EA END CAP-CABINET, OVERHEAD - FRONT
2 M92945-01-AE6	EA CABINET-OVERHEAD, SWIVEL CHAIR - W/O DOORS OR HARDWARE
3 M68304-A9-X08	EA DOOR-CABINET, W/O HARDWARE - 14.37" X 21.85"
4 092747-01-Y10	EA END CAP-CABINET, OVERHEAD - FRONT
5 M92430-01-AE6	EA CABINET-OVERHEAD, ENTRY DOOR - W/O DOORS OR HARDWARE
6 M68304-99-X08	EA DOOR-CABINET, W/O HARDWARE - 10" X 19"
7 093482-01-000	EA SHROUD-PEDESTAL, 13" - PLASTIC - BLACK
093481-02-000	EA BASE-PEDESTAL, SWIVEL CHAIR - 10" EXTENSION

SEAT BELT

KEY PART NUMBER	U/M DESCRIPTION
007021-01-000	EA BELT-SEAT, 2" X 90" - BLACK

1990 ITASCA TABLE OF CONTENTS

INTRODUCTION	A-01 - A-02
ABBREVIATIONS	A-03
ALPHABETICAL INDEX	A-04 - A-08
ICN25RC	A-07 - F-12
ICN27RT	F-13 - K-18

1990 ICN25RC INDEX

FLOOR PLAN	A-07 - A-08
ACCESSORIES	A-09 - A-20
BATH	A-21 - A-22
BEDROOM	A-23 - A-24
CHASSIS	B-01 - B-08
C C & PAD	B-09 - B-18
DINETTE	B-19 - B-22
DRIVERS	B-23 - C-02
ELECTRICAL	C-03 - C-08
EXTERIOR BODY	C-09 - C-20
GALLEY	C-21 - D-08
HEATING & A/C	D-07 - D-12
INTERIOR FINISH	D-13 - D-16
LABEL	D-17 E-02
LP	E-03
LOUNGE	E-04
SEALANTS & FASTENERS	E-05 - E-07
WATER & SEWAGE	E-08 - E-13
WINDOW, VENT AND EXTERIOR DOOR	E-14 - F-12

SEALANTS & FASTENERS GROUP

ADHESIVE AND FASTENERS

KEY	PART NUMBER	U/M DESCRIPTION
	004020-01-000	QT ADHESIVE-ABS CEMENT, QUART
	081377-01-700	EA ADHESIVE-CYANOACRYLATE, 10 GRAM TUBE
	004008-04-700	EA ADHESIVE-PIERCE, 1 GAL - J8270-X-1
	087211-01-000	QL ADHESIVE-PROMOTER
	004005-02-000	EA ADHESIVE-SWIFTS, 1 GAL - W1333
	088038-01-000	EA ADHESIVE-WEATHERSTRIP, 8 OZ
	063788-02-000	EA BEDDING COMPOUND-TUBE, WHITE
	006200-01-000	EA BOLT-BUMPER, ROUND HEAD-SQUARE NECK- WSSST CAP 7/16- 14 X 1 1/4
	102333-01-01A	EA BOLT-CARRIAGE, 7/16 - 14 - STAINLESS STEEL CAP- BEIGE
	061387-08-000	EA BOLT-CARRIAGE, W/O HOLE - 5/16-18 X 9 5 ZN
	070C12-08-248	EA BOLT-HEX, 1/2-13 X 1 1/2 - ZN 5
	000C12-05-188	EA BOLT-HEX, 5/16-18 X 1 - ZINC 5
	000C12-10-248	EA BOLT-HEX, 5/8-11 X 1 1/2 ZN - 5
	000C12-07-208	EA BOLT-HEX, 7/16 - 14 X 1 1/4 - ZNS
	000C13-07-488	EA BOLT-HEX, 7/16 - 20 X 3 - ZN 5
	000C28-04-108	EA BOLT-HEX, SER FLG - 1/4-20 X 5/8 ZINC
	000C28-05-208	EA BOLT-HEX, SER FLG 5/16-18 X 1 1/4 - ZINC
	000C12-05-248	EA BOLT-HEX, 5/16-18X1 1/2 ZN 5
	018804-01-300	EA BRACE-CABINET, ANGLED METAL - 2 5"

CLAMPS, GROMMETS AND FASTENERS

KEY	PART NUMBER	U/M DESCRIPTION
	010495-01-000	EA CLAMP-CABLE, 9/16"
	010497-08-000	EA CLAMP-CLOSED, 11/16" ID
	010497-03-000	EA CLAMP-CLOSED, 1" ID - CUSHIONED
	010499-01-000	EA CLAMP-CLOSED, 3/8" ID
	010497-01-000	EA CLAMP-CLOSED, 5/8" ID
	010497-08-000	EA CLAMP-CLOSED, 125"
	075149-02-000	EA CLAMP-GROUNDING, BRONZE SCREWS
	062401-02-000	EA CLAMP-HOSE, WORMGEAR, 1 5/8" - 2 5"
	062401-10-000	EA CLAMP-HOSE, WORMGEAR 1 08" - 2"
	073194-02-000	EA CLAMP-HOSE, WORMGEAR 32-50 MM
	062401-07-000	EA CLAMP-HOSE, WORMGEAR 5" - 7"
	062401-06-000	EA CLAMP-HOSE, WORMGEAR 22" - 62"
	062401-01-000	EA CLAMP-HOSE, WORMGEAR 25" - 1"
	062401-04-000	EA CLAMP-HOSE, WORMGEAR 69" - 1 25"
	062401-03-000	EA CLAMP-HOSE WORMGEAR, 22" - 1"
	083809-01-000	EA CLAMP-WIRE, D/JAL - EQUAL 5/8" DIAMETER
	094382-02-000	EA CLIP-CHRISTMAS TREE, FLAT HEAD
	077953-01-000	EA GROMMET-EDGE LINER, FITS 1"
	023942-01-000	EA GROMMET-RUBBER, 2" OD
	071015-21-000	EA GROMMET- 50TD, FITS 18" MATERIAL, RUBBER- SPLIT
	008086-01-000	EA HINGE-ALUMINUM, NO HOLES - 11/16" X 72" - UNPAINTED
	056134-02-000	EA HOLDER-RING, 1 5" ID PIPE SIZE - STEEL
	082321-01-000	FT INSULATION-FIBERGLASS, W/ALUMINUM FOIL
	077955-01-000	EA J-CLIP-VINYL COATED, 3/8" USED IN WIRING TO CLEARANCE LIGHTS

NUTS AND FASTENERS

KEY	PART NUMBER	U/M DESCRIPTION
	072863-01-000	EA NUTSERT-MS X 0, 8
	077048-01-000	EA NUT-ACORN, 10-32 ALUMINUM
	095094-01-000	EA NUT-ACORN, 1/4 - 20 ALUMINUM
	000D14-05-008	EA NUT-HEX, 5/16-18 - ZN 5
	000D34-04-008	EA NUT-HEX, LK 1/4 - 20 ZN
	000D39-04-008	EA NUT-HEX, SER FLG LK 1/4 - 20 ZN
	000D39-08-008	EA NUT-HEX, SER FLG LK - 1/2-13 ZN
	000D39-06-008	EA NUT-HEX, SER FLG LK - 3/8-16 ZN
	000D39-05-008	EA NUT-HEX, SER FLG LK - 5/16 - 18 ZN
	000D44-07-008	EA NUT-HEX, SER FLG LK - 7/16-20 ZN
	000D24-10-008	EA NUT-HEX, SF/LK - 10-32 ZN
	000D34-08-008	EA NUT-HEX LK-3/8-16 GRADE C ZN
	075487-01-000	EA NUT-INVERTED FLARE, 1/4"
	088487-02-000	EA NUT-INVERTED FLARE, 1/4"
	063253-07-000	EA NUT-J, 88A, 120 - 130 PNL THK
	044364-02-000	EA NUT-SPEED, FLAT - ROUND
	040821-06-000	EA NUT-SPEED, U TYPE - NO 8
	040921-04-000	EA NUT-SPEED, U TYPE - NO 8
	040821-05-000	EA NUT-SPEED, U TYPE - NO 8

SEALANTS & FASTENERS GROUP (CONTINUED)

NUTS AND FASTENERS CONT

KEY	PART NUMBER	U/M DESCRIPTION
	044384-01-000	EA NUT-SPEED, FLAT
	084081-01-000	EA NUT-WING, 3/8" X 18 THREAD
	084887-01-000	EA PLUG-BRASS, 3/8"
	000H18-04-08R	EA RIVET-POP, AL 1/8 X 313- 375
	088682-02-000	EA RIVET-T (POP) 1/4X 083- 158
	083729-04-000	EA RIVNUT, 10-32 UNF - 010- 080
	083729-01-000	EA RIVNUT, 1/4 X 20 UNC - 030- 125

SCREWS AND FASTENERS

KEY	PART NUMBER	U/M DESCRIPTION
	000G87-10-248	EA SCREW, 10-12 X 1 1/2 PPH - ZN
	000G87-10-16P	EA SCREW, 10-12 X 1 PPH - DARK BROWN
	000G87-10-188	EA SCREW, 10-12 X 1 PPH - ZN
	000G87-10-088	EA SCREW, 10-12 X 1/2 PPH ZN
	000G87-10-08R	EA SCREW, 10-12 X 1/2 PPH - BEIGE - TYPE A
	000G87-10-128	EA SCREW, 10-12 X 3/4 - PPH ZN
	000G87-10-108	EA SCREW, 10-12 X 5/8 PPH ZN - TYPE A
	000G87-10-10R	EA SCREW, 10-12 X 5/8 PPH - TYPE A - BEIGE
	000G87-10-12P	EA SCREW, 10-12 X .75 PPH - DARK BROWN
	049485-01-000	EA SCREW, 10-16 WWASHER PTH - DARK BROWN
	049485-04-000	EA SCREW, 10-16 X 1 PTH WWASHER - BEIGE
	000G11-10-168	EA SCREW, 10-16 X 1 - PPH ZN
	000G11-10-12R	EA SCREW, 10-16 X 3/4 PPH - BEIGE
	000G11-10-12D	EA SCREW, 10-16 X 3/4 PPH - BLACK
	000G88-08-10G	EA SCREW, 8-18 X 5/8 POH - ANTIQUE BRASS
	078790-01-000	EA SCREW, 8-20 X 1 1/4 PPH - BLACK
	000G13-08-16R	EA SCREW, 8-20 X 1 PFH - BEIGE
	000G13-08-088	EA SCREW, 8-20 X 1/2 PFH ZN
	000G13-08-10G	EA SCREW, 8-20 X 5/8 PFH - ANTIQUE BRASS
	000G11-08-108	EA SCREW, 8-20 X 5/8 PPH ZN
	000G11-08-10J	EA SCREW, 8-20 X 5/8 PPH - BRASS
	000G11-07-088	EA SCREW, 7-19 X 1/2 PPH - ZN
	000G13-07-123	EA SCREW, 7-19 X 3/4 PFH ZN
	000G13-08-168	EA SCREW, 8-18 X 1 PFH - ZN
	000G11-08-08T	EA SCREW, 8-18 X 1/2 PPH
	000G11-08-088	EA SCREW, 8-18 X 1/2 PPH ZN
	000G11-08-128	EA SCREW, 8-18 X 3/4 PPH ZN
	000G11-08-12R	EA SCREW, 8-18 X 3/4 PPH - BEIGE
	000G11-08-12D	EA SCREW, 8-18 X 3/4 PPH - BLACK
	000G11-08-16R	EA SCREW, 8-18X1 00 PPH - BEIGE
	000G87-10-328	EA SCREW, NO. 10 - 12 X 2 PPH ZN
	000G55-08-12W	EA SCREW, SF/DR-8-18X.75 PWH
	000G87-10-12R	EA SCREW-10-12X.75 PPH BEIGE
	000G87-10-12D	EA SCREW-10-12X.75 PPH TAN
	049485-03-000	EA SCREW-10-16X1 POH WWASHER
	000G11-10-12S	EA SCREW-10-16X.75 PPH OFF WHITE
	000G54-04-208	EA SCREW-1/4-20X1 1/4 PTH TYP 23
	000G57-06-16J	EA SCREW-5-20X1 PFH BRASS
	000G12-06-08T	EA SCREW-6-20 X .50 POH - BLACK
	000G13-08-16J	EA SCREW-6-20X1 00 PFH BRASS
	000G11-08-12P	EA SCREW-8 - 18X 75 DARK BROWN
	085318-01-000	EA SCREW-8-088X1/2, CRIMPTITE HD
	000G87-08-328	EA SCREW-8-15X2 PPH ZN
	000G12-08-18S	EA SCREW-8-18 X 1" POH - OFF WHITE*
	000G11-08-16S	EA SCREW-8-18X1.00 PPH OFF WHITE
	089439-07-000	EA SCREW-8-32X1 1/4 POH, BLACK
	087721-01-000	EA SCREW-FLAT HEAD, TAPPING - 1/4 X 1 1/4 LG ZN
	086763-01-000	EA SCREW-MACH, 10 - 32 X 1/4 PTH
	000G19-10-088	EA SCREW-MACH, 10-32 X 1/2 PPH ZN
	000G19-10-108	EA SCREW-MACH, 10-32 X 5/8 - PPH - ZINC
	000G50-04-128	EA SCREW-MACH, 1/4-20 X 3/4 PPH ZN
	081908-01-000	EA SCREW-MACH 8-32X 82 WNYLOCK
	089371-01-000	EA SCREW-MACH 8-32X3 5/16 ZN
	000G19-10-208	EA SCREW-MACHINE, 10-32 X 1 1/14 PPH ZINK
	000G18-08-168	EA SCREW-MACHINE, 8 X 32 X 1, PPH ZN
	075908-01-000	EA SCREW-MACH-10-32X 56PTH(SEMS
	000G53-04-088	EA SCREW-MACH-1/4-20X3/8 PPH ZN
	000G18-08-226	EA SCREW-MACH-8-32X1 3/8 PPH ZN
	000G39-10-208	EA SCREW-SF/DR, 10-16 X 1 1/4 PPH ZN

1990 ITASCA

TABLE OF CONTENTS

INTRODUCTION	A-01	A-02
ABBREVIATIONS		A-03
ALPHABETICAL INDEX	A-04	A-08
ICN2SRC	A-07	F-12
ICN27RT	F-13	K-18

1990 ICN2SRC INDEX

FLOOR PLAN	A-07	A-08
ACCESSORIES	A-09	A-20
BATH	A-21	A-22
BEDROOM	A-23	A-24
CHASSIS	B-01	B-08
C C & PAD	B-09	B-18
DINETTE	B-19	B-22
DRIVERS	B-23	C-02
ELECTRICAL	C-03	C-08
EXTERIOR BODY	C-09	C-20
GALLEY	C-21	D-08
HEATING & A/C	D-07	D-12
INTERIOR FINISH	D-13	D-16
LABEL	D-17	E-02
LP		E-03
LOUNGE		E-04
SEALANTS & FASTENERS	E-05	E-07
WATER & SEWAGE	E-08	E-13
WINDOW, VENT AND		
EXTERIOR DOOR	E-14	F-12

SEALANTS & FASTENERS GROUP (CONTINUED)
SCREWS AND FASTENERS CONT

KEY	PART NUMBER	U/M DESCRIPTION
	000G39-10-12R	EA SCREW-SF/DR, 10-18 X 3/4 PPH - BEIGE
	000G39-10-12D	EA SCREW-SF/DR, 10-18 X 3/4 PPH - BLACK
	000G39-08-18T	EA SCREW-SF/DR, 8-20 X 1 PPH - BLACK
	000G39-08-10T	EA SCREW-SF/DR, 8-20 X 5/8 PPH - BLACK
	000G39-08-24B	EA SCREW-SF/DR, 8-18 X 1 1/2 PPH ZN
	000G39-08-16E	EA SCREW-SF/DR, 8-18 X 1 PPH CHROME
	000G39-08-16B	EA SCREW-SF/DR, 8-18 X 1 PPH ZN
	000G39-08-18T	EA SCREW-SF/DR, 8-18 X 1 PPH - BLACK
	000G55-08-18Z	EA SCREW-SF/DR, 8-18 X 1 00 - BEIGE
	000G39-08-08B	EA SCREW-SF/DR, 8-18 X 1/2 PPH ZN
	000G39-08-32B	EA SCREW-SF/DR, 8-18 X 2 PPH - ZINC
	000G39-08-12B	EA SCREW-SF/DR, 8-18 X 3/4 PPH ZN
	000G39-08-12T	EA SCREW-SF/DR, 8-18 X 3/4 PPH - BLACK
	000G39-08-08B	EA SCREW-SF/DR, 8-18 X 3/8 PPH ZN
	000G80-10-28T	EA SCREW-SF/DR, 10-18X1.75
	000G39-08-18R	EA SCREW-SF/DR 8-18X1.00 PPH BEIGE
	000G39-08-08R	EA SCREW-SF/DR 8-18X1/2 PPH
	079382-01-000	EA SCREW-SOCKET, 8-18 X 1" - BLACK

SEALERS AND FASTENERS

KEY	PART NUMBER	U/M DESCRIPTION
	069840-02-000	FT SEALER-RIBBON, 1/2" X 1/8" - INCREMENTS OF 30'
	069840-09-000	FT SEALER-RIBBON, 1/32" X 2 1/2"
	069840-01-000	FT SEALER-RIBBON, 1/4" DIAMETER - INCREMENTS OF 20'
	069840-03-000	FT SEALER-RIBBON, 3/4" X 1/8" - INCREMENTS OF 80'
	069840-06-000	FT SEALER-RIBBON, 5/16" DIAMETER - INCREMENTS OF 25'
	091255-03-000	FT SEAL-FOAM, 1/4 X 3/16 ROLL
	091255-01-000	FT SEAL-FOAM, 3/2MM X 4.8MM
	090340-01-000	FT SEAL-FOAM, CLOSED CELL - 1/4" X 1/2" X 50'
	053752-01-000	GL SEAM SEALER 5GAL ALUMINUM
	034552-04-000	EA SILICONE-TUBE, 300 ML - BEIGE
	034552-02-000	EA SILICONE-TUBE, 300 ML - CLEAR
	008401-01-000	EA STRAP-CONDUIT, 3/4" - 1 HOLE - GALVANIZED STEEL

TAPES AND FASTENERS

KEY	PART NUMBER	U/M DESCRIPTION
	100028-01-000	FT TAPE-ADHESIVE, .031" X .75" WIDE
	004363-01-000	FT TAPE-ADHESIVE FOAM, 1 SIDE - 3/16" X 1/2" - GRAY
	093071-01-000	FT TAPE-BONDING, DOUBLE SIDED - 1/64" X 2"
	093071-01-000	FT TAPE-BONDING, DOUBLE SIDED - 1/64" X 2"
	078322-03-000	FT TAPE-FOAM, DOUBLE COATED - .045" X .5"
	088244-01-000	FT TAPE-FOAM, VINYL COATED - 2" WIDE - INCREMENTS OF 108 FT
	009200-01-000	EA TAPE-FURNACE, 1 1/2"
	087691-01-000	EA TAPE-MASKING, WEATHER RESISTANT
	008343-02-000	EA TIE-WIRE, 14"
	008343-01-000	EA TIE-WIRE, 6"

WASHERS AND FASTENERS

KEY	PART NUMBER	U/M DESCRIPTION
	077071-01-000	EA WASHER-FENDER, 3/16" ID X 1" OD
	000E13-14-008	EA WASHER-FL, 1/4" WIDE ZN
	000E13-11-008	EA WASHER-FL, 3/16" WIDE ZN
	000E13-17-008	EA WASHER-FL-3/8 AR ZN

WATER & SEWAGE GROUP GROUP
FRESH WATER TANK - 23 GALLON

KEY	PART NUMBER	U/M DESCRIPTION
	084118-03-000	EA TANK-WATER, W/FITTINGS - 23 GALLON - 18 4" X 33 8" X 10"
	084118-01-000	EA TANK-WATER, 23 GAL - W/O FITTINGS - 18 4" X 33 8" X 10"
	052957-04-000	EA ELBOW-5/8" F X 3/4" MPT
	052957-02-000	EA ELBOW-MALE, 1/2" F X 1/2" MPT - PLASTIC - GRAY
	077954-02-000	EA FILTER-WATER TANK, SCREEN IN TANK
	042989-08-000	EA FITTING-SPINWELD, PLASTIC - 3/4 FPT
	042989-05-000	EA FITTING-WATER TANK, SPINWELD - 1/2" FPT - PLASTIC - WHITE
	048032-01-000	EA PATCH-SPINWELD, 3/8" - PLASTIC
	039861-01-000	EA SENDING UNIT W/SCREW, WASHER, WELL NUT AND TERMINAL RING

FRESH WATER TANK - 18 GALLON

KEY	PART NUMBER	U/M DESCRIPTION
	053520-08-000	EA TANK-WATER, W/FITTINGS - 18 GALLON - 17 2" X 27" X 10"
	053520-01-000	EA TANK-WATER, 18 GALLON - W/O FITTINGS - 17 2" X 27" X 10"
	052957-04-000	EA ELBOW-5/8" F X 3/4" MPT
	077954-02-000	EA FILTER-WATER TANK, SCREEN IN TANK
	042989-08-000	EA FITTING-SPINWELD, PLASTIC - 3/4 FPT
	042989-05-000	EA FITTING-WATER TANK, SPINWELD - 1/2" FPT - PLASTIC - WHITE
	048032-01-000	EA PATCH-SPINWELD, 3/8" - PLASTIC
	052955-01-000	EA TEE-WATER, 1/2" F X 1/2" F X 1/2" MPT - PLASTIC - GRAY

WATER SYSTEM

KEY	PART NUMBER	U/M DESCRIPTION
	038522-02-000	EA CAP-BRASS, 1/2" FLARE
	052959-02-000	EA CONNECTOR, 1/2" F X 1/2" MPT - PLASTIC - GRAY
	093193-02-000	EA DRAIN VALVE-IN LINE, HEADER - 1/2" MPT X 1/2" F X 1/2" M
	093193-01-000	EA DRAIN VALVE-IN LINE, HEADER - 1/2" F X 1/2" F X 1/2" F
	052957-02-000	EA ELBOW-MALE, 1/2" F X 1/2" MPT - PLASTIC - GRAY
	065120-01-000	EA ELBOW-SWIVEL, 1/2" FPT X 1/2" FLARE - PLASTIC - GRAY
	091248-02-000	EA FAUCET-EXTERNAL WATER, 90°
	087659-04-000	EA FILL-WATER, CITY - OFF WHITE
	071015-08-000	EA GROMMET-1.75" ID, FITS .06" MATERIAL, RUBBER
	052952-01-000	EA NUT-PLASTIC, 1/2" F X 1/2" TUBE - PLASTIC - GRAY
	052956-01-000	EA TEE-1/2" F X 1/2" MPT X 1/2" F - PLASTIC
	039800-01-000	FT TUBING-POLYBUTYL, 1/2" OD - INCREMENTS OF 20' - BLACK
	096941-01-000	EA VACUUM BREAKER-3/4 FPT X 3/4 MPT
	091248-02-000	EA FAUCET-EXTERNAL WATER, 90°
	052953-01-000	EA NUT-FAUCET, 1/2 TUBE X 1/2 FPT PLASTIC-WATER
	052956-02-000	EA TEE-PLAS, 5/8FX1/2MPTX5.8F
	052959-03-000	EA CONNECTOR-PLAS, 1/2F X 3/8MPT WATER
	052960-03-000	EA VALVE-LINE DRAIN, 5/8FX5/8F PLASTIC-WATER
	052960-03-000	EA VALVE-LINE DRAIN, 5/8FX5/8F PLASTIC-WATER
	052961-01-000	EA HEADER-1/2FX1/2FX1/2FX1/2F PLASTIC-WATER
	057457-02-000	EA ELBOW-UNION, 5/8INX5/8IN FL WATER
	070924-01-000	EA ELBOW-PLAS, SWVL, 1/2MPT, 1/2FP SHURFLO 008-035
	045729-01-701	EA BASEPLATE-KIT, SHURFLOW® 94-052
	098607-01-705	EA CHECK VALVE-KIT, SHURFLOW® 94-237-00
	045729-01-702	EA DIAPHRAGM-KIT, SHURFLOW® 94-213-00
	098607-01-702	EA DIAPHRAGM-KIT, SHURFLOW® 94-233-10
	098607-01-701	EA DRIVE ASM, SHURFLOW® 94-234-03
	075241-05-000	EA FAUCET-SHOWER, BONE
	098607-01-704	EA HOUSING-UPPER, SHURFLOW® 94-231-01
	045729-01-707	EA LOWER-HOUSING, SHURFLO 94-017-01
	045729-01-700	EA MOTOR, SHURFLO 11-021
	098607-01-707	EA MOTOR/BASEPLATE REPLACEMENT, SHURFLOW® 94-234-03
	098607-01-700	EA PUMPHEAD-REPLACEMENT, SHURFLOW® 94-236-08
	045729-01-708	EA PUMPHEAD-SHURFLOW® 94-058-11
	096607-01-000	EA PUMP-WATER, 2.8 GPM - SHUR FLO
	098607-02-000	EA PUMP-WATER, 2.8 GPM - W/1/2" MPT FITTINGS - CANADIAN
	011048-05-000	EA SHOWER HEAD-W/80" HOSE, W/O VACUUM BREAKER - CANADIAN
	098607-01-706	EA SWITCH ASM-COMplete, SHURFLOW® 94-230-00
	045729-01-705	EA SWITCH CAP KIT W/SWITCH-SHURFLOW® 94-255-01
	045729-01-704	EA UPPER HOUSING-SHURFLOW® 94-025-00
	098607-01-703	EA VALVE ASM, SHURFLOW® 94-232-00
	045729-01-703	EA VALVE ASM-KIT, SHURFLOW® 94-110

1980 ITASCA
TABLE OF CONTENTS

INTRODUCTION	A-01	A-02
ABBREVIATIONS		A-03
ALPHABETICAL INDEX	A-04	A-08
ICN25RC	A-07	F-12
ICN27RT	F-13	K-18

1980 ICN25RC INDEX

FLOOR PLAN	A-07	A-08
ACCESSORIES	A-09	A-20
BATH	A-21	A-22
BEDROOM	A-23	A-24
CHASSIS	B-01	B-08
C C & PAD	B-09	B-18
DINETTE	B-19	B-22
DRIVERS	B-23	C-02
ELECTRICAL	C-03	C-08
EXTERIOR BODY	C-09	C-20
GALLEY	C-21	D-06
HEATING & A/C	D-07	D-12
INTERIOR FINISH	D-13	D-16
LABEL	D-17	E-02
LP		E-03
LOUNGE		E-04
SEALANTS & FASTENERS	E-05	E-07
WATER & SEWAGE	E-08	E-13
WINDOW, VENT AND		
EXTERIOR DOOR	E-14	F-12

WATER & SEWAGE GROUP (CONTINUED)

WATER HEATER BYPASS VALVE OPTION LB3J

KEY PART NUMBER	U/M DESCRIPTION
000000-01-000	FT TUBING-POLYBUTYL, 1/2" OD - INCREMENTS OF 20' - BLACK
062062-01-000	EA NUT-PLASTIC, 1/2" F X 1/2" TUBE - PLASTIC - GRAY
062067-02-000	EA ELBOW-MALE, 1/2" F X 1/2" MPT - PLASTIC - GRAY
062068-01-000	EA TEE, 1/2" F X 1/2" F X 1/2" F - PLASTIC - GRAY
000720-01-000	EA BYPASS KIT-WATER HEATER

WATER HEATER WINDTOR AID & REAR HEATER OPTION LB11

KEY PART NUMBER	U/M DESCRIPTION
061303-01-000	EA WATER HEATER-WINDTOR AID, PILOTLESS IGNITION ATWOOD GHS-4E OR GHS-8E
061303-01-700	EA TANK-INNER, 3E FRONT MOUNT - ATWOOD# 91023
061303-01-701	EA SWITCH PACKAGE-ATWOOD# 91950
061303-01-702	EA SWITCH-ENERGY CUT-OFF, ATWOOD# 91951
061303-01-703	EA THERMOSTAT-REAR MOUNT, ATWOOD# 91952
061303-01-704	EA CIRCUIT BOARD-W/BLACK BOX, ATWOOD# 91420
061303-01-705	EA ORIFICE HOLDER-ATWOOD# 91925
061303-01-716	EA PROBE & SPARK ASM, ATWOOD# 91808
061301-01-708	EA BURNER-MAIN, 3E ONLY - ATWOOD# 92615
061303-01-718	EA VALVE-DUAL SOLENOID, ATWOOD# 91805
061303-01-713	EA BRACKET-CORNER, PACKAGE OF 4 - ATWOOD# 91830
061303-01-714	EA TANK-INNER (GHS-3E), REAR MOUNT - ATWOOD# 91400
061303-01-716	EA SPARK & PROBE ASM, ATWOOD# 91808
061303-01-718	EA VALVE-DUAL SOLENOID, ATWOOD# 91805
061303-01-704	EA CIRCUIT BOARD
061303-01-720	EA KNOB-TEMPERATURE, ATWOOD# 92310
061303-01-721	EA ECO&THERMOSTAT ASM-FRONT MOUNT, 140 DEGREE - ATWOOD# 91447
061303-01-722	EA GAS IGNITION FIELD TESTER-MODEL 05-090224-001
062401-01-000	EA CLAMP-HOSE, WORMGEAR 25"-1"
079050-01-000	EA HOSE-90 DEGREE, 61"ID X 4" X 36"
079050-02-000	EA HOSE-90DEG 61X4 00XB 00
007108-01-000	EA HOSE-HEATER 5/8 HI-TEMP
083081-01-000	EA HOSE-FORMED
088753-01-000	FT TUBE-ALUMINIZED STEEL, 5/8" - 18 GAUGE
010227-01-000	EA TEE-PLASTIC, BARB 5/8" OR 3/4" HOSE
062401-01-000	EA CLAMP-HOSE, WORMGEAR 25"-1"
062401-04-000	EA CLAMP-HOSE, WORMGEAR 69"-1 25"
061301-01-704	EA RELIEF VALVE 1/2" FITTING
061301-01-705	EA FASTENER-CAMLOCK
061301-01-710	EA ORIFICE-MAIN BURNER
061301-01-715	EA DRAIN PLUG
061301-04-701	EA THERMOSTAT 12VDC-120 PRESET 91470 ATWOOD# 91630
061301-04-703	EA MAIN BURNER 91630
061301-04-704	EA TANK-INNER (FRT-MT)GHS-4E&6E 91642 ATWOOD# 90980
061301-04-707	EA KIT-GRILLE, FLUE, & GASKET 90980

CANADIAN OPTION #L285

KEY PART NUMBER	U/M DESCRIPTION
024676-02-000	EA FLANGE-CLOSET RED 4X3
053335-01-000	EA P-TRAP-PLAS 1 1/4 HXH W/UNION
011086-02-000	EA P TRAP-PLAS 1 1/4
033302-02-000	EA ADAPTER ASM-SWVC STRAIN 1 1/2
037101-02-000	EA ELBOW-PLAS 1/480 VENT 1 1/2H
011056-03-000	EA FAUCET-LAVATORY US/CSA

WATER & SEWAGE GROUP (CONTINUED)

DRAINAGE SYSTEM
WASTE WATER HOLDING TANK

KEY PART NUMBER	U/M DESCRIPTION
002271-01-000	EA TANK-HOLDING, W/O GROMMETS - 30 GL - 18 6" X 50 9" X 9 7"
061807-01-000	EA GROMMET-HOLDING TANK, 1 1/2" NPS
030081-01-000	EA SENDING UNIT W/SCREW, WASHER, WELL NUT AND TERMINAL RING

SEWAGE HOLDING TANK

KEY PART NUMBER	U/M DESCRIPTION
002272-01-000	EA TANK-HOLDING, W/O GROMMETS - 50 GL - 25 8" X 50 9" X 18 6"
061807-01-000	EA GROMMET-HOLDING TANK, 1 1/2" NPS
061807-02-000	EA GROMMET-HOLDING TANK, 3" NPS
030081-01-000	EA SENDING UNIT W/SCREW, WASHER, WELL NUT AND TERMINAL RING

DRAINAGE VALVES & HOSE

KEY PART NUMBER	U/M DESCRIPTION
062422-01-000	EA ADAPTER-OFFSET REDUCER, 3" X 1 1/2" - PLASTIC - BLACK
093582-01-000	EA ADAPTER-PLASTIC, SEWER HOSE - 45 DEGREE
089330-01-000	EA ADAPTER-SEWER HOSE END
062415-01-000	EA CAP-SEWER, 3" DIAMETER
078408-01-000	EA COUPLER-RUBBER, W/CLAMPS - 3" X 3"
062419-02-700	EA HANDLE ONLY - FOR EXTENSION ROD
010201-02-000	EA HOSE-SEWER, 3 ID X 20 FEET
070916-01-701	EA VALVE ONLY, 1 1/2"
070916-01-700	EA VALVE ONLY, 3"
070916-01-000	EA VALVE-DUAL DUMP, WCAP - 3" X 1 1/2" - PLASTIC - BLACK
083558-01-000	EA VENT-PLUMBING PIPE ROOF, WCOVER - BEIGE
079988-01-000	EA VENT-MECHANICAL, TRAP ARM
103354-01-000	EA CONNECTOR-HOSE, SEWER

FRESH WATER TANKS

KEY PART NUMBER	U/M DESCRIPTION
094116-03-000	EA TANK-WATER, W/FITTINGS - 23 GALLON - 18.4" X 33.6" X 10"
094116-01-000	EA TANK-WATER, 23 GAL - W/O FITTINGS - 18.4" X 33.6" X 10"
053520-09-000	EA TANK-WATER, W/FITTINGS - 18 GALLON - 17.2" X 27" X 10"
053520-01-000	EA TANK-WATER, 18 GALLON - W/O FITTINGS - 17.2" X 27" X 10"
052957-04-000	EA ELBOW-5/8" F X 3/4" MPT
077954-02-000	EA FILTER-WATER TANK, SCREEN IN TANK
042989-06-000	EA FITTING-SPINWELD, PLASTIC - 3/4 FPT
042989-05-000	EA FITTING-WATER TANK, SPINWELD - 1/2" FPT - PLASTIC - WHITE
049032-01-000	EA PATCH-SPINWELD, 3/8" - PLASTIC
052955-01-000	EA TEE-WATER, 1/2" F X 1/2" F X 1/2" MPT - PLASTIC - GRAY
030081-01-000	EA SENDING UNIT W/SCREW, WASHER, WELL NUT AND TERMINAL RING

SINK

KEY PART NUMBER	U/M DESCRIPTION
057671-01-000	EA COVER-SCREW, #8 - PLASTIC - OFF WHITE
093526-01-000	EA SINK-DOUBLE, STAINLESS STEEL - 19" X 25"
096927-01-01A	EA SINK-LAVATORY, RECTANGULAR - PLASTIC - BONE
096927-01-700	EA SINK-STOPPER
092303-01-000	EA STRAINER-SINK
096927-01-701	EA TAILPIECE-SINK

1990 ITASCA

TABLE OF CONTENTS

INTRODUCTION	A-01	A-02
ABBREVIATIONS		A-03
ALPHABETICAL INDEX	A-04	A-06
ICN25RC	A-07	F-12
ICN27RT	F-13	K-16

1990 ICN25RC INDEX

FLOOR PLAN	A-07	A-08
ACCESSORIES	A-09	A-20
BATH	A-21	A-22
BEDROOM	A-23	A-24
CHASSIS	B-01	B-08
C C & PAD	B-09	B-18
DINETTE	B-19	B-22
DRIVERS	B-23	C-02
ELECTRICAL	C-03	C-08
EXTERIOR BODY	C-09	C-20
GALLEY	C-21	D-08
HEATING & A/C	D-07	D-12
INTERIOR FINISH	D-13	D-16
LABEL	D-17	E-02
LP		E-03
LOUNGE		E-04
SEALANTS & FASTENERS	E-05	E-07
WATER & SEWAGE	E-08	E-13
WINDOW, VENT AND EXTERIOR DOOR	E-14	F-12

WATER & SEWAGE GROUP (CONTINUED)
WATER SYSTEM COMPONENTS CONTINUED TO FAUCETS

KEY	PART NUMBER	U/M DESCRIPTION
	079381-01-000	FT TUBING-SMOOTH FLEXIBLE, 1 1/4" ID
	067858-04-000	EA FILL-WATER, CITY - OFF WHITE
	039800-01-000	FT TUBING-POLYBUTYL, 1/2" OD - INCREMENTS OF 20' - BLACK
	039800-02-000	FT TUBING-POLYBUTYL, 5/8" OD - INCREMENTS OF 20' - BLACK
	062862-01-000	EA NUT-PLASTIC, 1/2" F X 1/2" TUBE - PLASTIC - GRAY
	062862-02-000	EA NUT-PLASTIC, 5/8" FLARE
	062867-02-000	EA ELBOW-MALE, 1/2" F X 1/2" MPT - PLASTIC - GRAY
	062868-01-000	EA TEE, 1/2" F X 1/2" F X 1/2" F - PLASTIC - GRAY
	062880-01-000	EA DRAIN VALVE-IN LINE, HEADER - 1/2" F X 1/2" F - GRAY PLASTIC
	067457-01-000	EA ELBOW-UNION, 1/2" X 1/2" FLARE
	086120-01-000	EA ELBOW-SWIVEL, 1/2" FPT X 1/2" FLARE - PLASTIC - GRAY
	070317-01-000	EA ADAPTER-SWIVEL, 1/2" TUBE X 1/2" FPT - PLASTIC - GRAY
	011048-02-000	EA HEAD-SHOWER, W/80" HOSE
	052959-02-000	EA CONNECTOR-PLASTIC 1/2" F X 1/2" MPT
	075808-01-000	EA PANEL-SHOWER FAUCET
	039798-01-000	EA TEE-PLS:1/2MPTX1/2MPTX1/2MPT
	055283-01-000	EA TEE-5/8" X 1/2" F X 5/8"
	057973-01-000	EA TEE-PLAS, 1/2" F X 1/2" F X 5/8"
	074483-01-000	EA TEE-4 WAY, 1/2" FLARE
	082144-02-000	EA CAP-PIPE, 1/2" FPT BRASS HEX
	098417-01-000	EA CONNECTOR-PLAS, 5/8" F X 1/2" MPT
	108258-01-000	EA CAP-INSERTABLE 1/2" FLARE
	108258-02-000	EA CAP-INSERTABLE 5/8" FLARE
	010224-01-000	EA ADAPTER-PLAS-3/8MPTX3/8BARB
	052955-03-000	EA TEE-PLAS, 5/8" F X 5/8" F X 1/2" MPT
	074482-02-000	EA TUBING-VINYL, 3/8" ID
	079381-01-000	EA TUBING-FLEX/SMOOTH 1.25 ID
	091208-01-000	EA WASHER-RUBBER, .06X.75X.50
	052959-03-000	EA CONNECTOR-PLAS, 1/2" F X 3/8MPT WATER
	084952-01-000	EA FAUCET-GALLEY SGL CONT
	035630-01-000	EA ELBOW-PLAS-3/8MPTX3/8BARB
	052953-01-000	EA NUT-FAUCET, 1/2" TUBE X 1/2" FPT PLASTIC-WATER
	075240-05-000	EA FAUCET-LAV BRASS
	091253-01-000	EA GASKET-FAUCET,LAVATORY
	084952-01-000	EA FAUCET-GALLEY SGL CONT
	075241-04-000	EA FAUCET-SHOWER CTRL BRASS
	082401-03-000	EA CLAMP-HOSE,WORMGEAR, 22-1 ID

WATER PUMPS

KEY	PART NUMBER	U/M DESCRIPTION
	098607-01-000	EA PUMP-WATER, W/5" MPT FITTING - FLOW 2.8 GPM - UL
	098607-01-700	EA PUMPHEAD-REPLACEMENT, SHURFLOW® 94-236-08
	098607-01-701	EA DRIVE ASM, SHURFLOW® 94-234-03
	098607-01-702	EA DIAPHRAGM-KIT, SHURFLOW® 94-233-10
	098607-01-703	EA VALVE ASM, SHURFLOW® 94-232-00
	098607-01-704	EA HOUSING-UPPER, SHURFLOW® 94-231-01
	098607-01-705	EA CHECK VALVE-KIT, SHURFLOW® 94-237-00
	098607-01-707	EA MOTOR/BASEPLATE REPLACEMENT, SHURFLOW® 94-234-03
	098607-01-706	EA UPPER HOUSING/SWITCH KIT - SHURFLOW® 94-230-00
	098607-02-000	EA PUMP-WATER, FLOW 2.8 GPM, CSA

WATER & SEWAGE GROUP (CONTINUED)
WATER HEATER & WATER HEATER DOOR

KEY	PART NUMBER	U/M DESCRIPTION
	061391-03-000	EA HEATER-WATER, WELECTRIC IGNITION - ATWOOD G6A-3E
	061391-01-700	EA HINGE KIT-W/CLIP, ATWOOD® 92588 & 92559
	061393-03-700	EA TANK-INNER (G6A-3E), REAR MT - ATWOOD® 91409
	061391-01-704	EA VALVE-RELIEF, 1/2" FITTING - ATWOOD® 91804
	061391-01-705	EA FASTENER-CAMLOC, ATWOOD® 92809
	061391-01-708	EA GRILLE-EXHAUST, 3E ONLY - ATWOOD® 92787
	061391-01-708	EA BURNER-MAIN, 3E ONLY - ATWOOD® 92615
	061391-01-710	EA ORIFICE-MAIN BURNER, ATWOOD® 92742
	061391-04-701	EA THERMOSTAT 12 VDC-120 PRESET, FRONT MOUNT ONLY - ATWOOD® 91470
	061391-01-715	EA DRAIN PLUG, ATWOOD® 91581
	061391-04-700	EA TANK-INNER (G6A-3E), FRT MT - ATWOOD® 91808
	061393-01-704	EA CIRCUIT BOARD-W/BLACK BOX, ATWOOD® 91420
	061393-01-702	EA SWITCH-ENERGY CUT-OFF, ATWOOD® 91951
	061393-01-701	EA SWITCH PACKAGE-ATWOOD® 91959
	061393-01-703	EA THERMOSTAT-REAR MOUNT, ATWOOD® 91952
	061393-01-721	EA ECO&THERMOSTAT ASM-FRONT MOUNT, 140 DEGREE - ATWOOD® 91447
	061393-01-718	EA SPARK & PROBE ASM, ATWOOD® 91808
	061393-01-718	EA VALVE-DUAL SOLENOID, ATWOOD® 91605
	061393-01-705	EA ORIFICE HOLDER-ATWOOD® 91925
	052009-02-000	EA DOOR-WATER HEATER, ATWOOD 5576-27 - BEIGE

DRAINAGE SYSTEM
SINKS

KEY	PART NUMBER	U/M DESCRIPTION
	098927-01-01A	EA SINK-LAVATORY, RECTANGULAR - PLASTIC - BONE
	098927-01-700	EA SINK-STOPPER
	098927-01-701	EA TAILPIECE-SINK
	093526-01-000	EA SINK-DOUBLE, STAINLESS STEEL
	092303-01-000	EA STRAINER-SINK

SHOWER PAN

KEY	PART NUMBER	U/M DESCRIPTION
	M02630-09-Y10	EA PAN-SHOWER, W/STRAINER & TAILPIECE
	008440-01-000	EA STRAINER W/RUBBER WASHER
	069840-08-000	FT SEALER-RIBBON, 1/4" X 30'
	069735-01-000	EA WASHER-STRAINER TO TAILPIECE PLASTIC, 1.5"
	057671-01-000	EA COVER-SCREW, #8 - PLASTIC - OFF WHITE
	011069-03-000	EA TAILPIECE-TUB/SHOWER, 1 1/2" X 1 3/4" X 4" - PLASTIC
	066436-01-000	EA NUT-SLIP, TAILPIECE - 1.5"

1990 ITASCA

TABLE OF CONTENTS

INTRODUCTION	A-01 -	A-02
ABBREVIATIONS		A-03
ALPHABETICAL INDEX	A-04 -	A-08
ICN25RC	A-07 -	F-12
ICN27RT	F-13 -	K-16

1990 ICN25RC INDEX

FLOOR PLAN	A-07 -	A-08
ACCESSORIES	A-09 -	A-20
BATH	A-21 -	A-22
BEDROOM	A-23 -	A-24
CHASSIS	B-01 -	B-08
C C & PAD	B-09 -	B-18
DINETTE	B-19 -	B-22
DRIVERS	B-23 -	C-02
ELECTRICAL	C-03 -	C-08
EXTERIOR BODY	C-09 -	C-20
GALLEY	C-21 -	D-06
HEATING & A/C	D-07 -	D-12
INTERIOR FINISH	D-13 -	D-16
LABEL	D-17 -	E-02
LP		E-03
LOUNGE		E-04
SEALANTS & FASTENERS	E-05 -	E-07
WATER & SEWAGE	E-08 -	E-13
WINDOW, VENT AND		
EXTERIOR DOOR	E-14 -	F-12

WATER & SEWAGE GROUP (CONTINUED)
DRAINAGE SYSTEM CONTINUED

WINDOW, VENT & EXTERIOR DOOR GROUP
VENTILATOR FAN OPTION L41M

1990 ITASCA
TABLE OF CONTENTS

INTRODUCTION	A-01	A-02
ABBREVIATIONS		A-03
ALPHABETICAL INDEX	A-04	A-05
ICN25RC	A-07	F-12
ICN27RT	F-13	K-18

KEY	PART NUMBER	U/M DESCRIPTION
	011088-03-000	EA P-TRAP, 1 1/2" TRAP X 1 1/4" SOCKET - PLASTIC
	078888-01-000	EA VENT-MECH. TRAP AFIM, ANTI-SIPHON - 2" DIA X 7.3" - PLASTIC
	010188-01-000	EA PLUG-THREADED, 1 1/4" DIAMETER - PLASTIC - BLACK
	082422-01-000	EA ADAPTER-OFFSET REDUCER, 3" X 1 1/2" - PLASTIC - BLACK
	010122-01-000	EA BUSHING-REDUCER, 1 1/2"SMOOTH X 1 1/4"THREAD - BLACK PLASTIC
	010121-01-000	EA BUSHING-REDUCER, 1 1/2"SMOOTH 1 1/4"HUB - PLASTIC - BLACK
	010115-01-000	EA COUPLING-1 1/2" HUB X HUB, PLASTIC
	010079-01-000	EA TEE-SANITARY, 1 1/2"H X 1 1/2"H X 1 1/4"H - PLASTIC - BLACK
	010073-01-000	EA WYE-45 DEGREE, 1 1/2" HUB X HUB X HUB - PLASTIC - BLACK
	033781-01-000	EA ELBOW-TURN, 1/4 BEND X 1.5"HUB X 1.5"SPIGOT - BLACK PLASTIC
	010071-01-000	EA TEE-SANITARY, 1 1/2" HUB X HUB X HUB - PLASTIC - BLACK
	004020-01-000	QT ADHESIVE-ABS CEMENT
	044827-01-000	EA ADAPTER-HOSE TO PIPE, 1 1/4"MPT X 1 1/4"BARB-BLACK PLASTIC
	010008-01-000	EA ELBOW-45 DEG, 1/8 BEND - 1 1/2" HUB X HUB - BLACK PLASTIC
	010008-01-000	EA ELBOW-90 DEG, 1/4 BEND - 1 1/2" HUB X HUB - BLACK PLASTIC
	011091-02-000	EA WASTE-CONT,DBL SINK

TOILET

KEY PART NUMBER	U/M DESCRIPTION
700111-14-003	EA BREAKER VACUUM WHT, THETFORD 8200
067487-01-702	EA CLAMP, THETFORD 03752
024678-01-000	EA FLANGE-CLOSET, 4" X 3"
064078-01-701	EA MECHANISM STAIRLIGHT IVORY, THETFORD 14822 AFT 3/85
039341-01-700	EA MECH-ASM-SH SL I, SH GL & GH, THETFORD 15283
039341-02-705	EA MOUNTING PKG A 1A, 08975
039341-02-703	EA PLUG-HOLE IVORY, THETFORD 03895-10
039341-02-704	EA SEAT & CVR SET SL & SH NEWSTYLE, THETFORD 08855
064076-01-000	EA TOILET-THETFORD, MODEL 50 - 15 6" X 18 8" X 11.1" - IVORY
067487-01-701	EA WATER SAVER PKG., THETFORD 08983

DRAINAGE VALVES & HOSE

KEY	PART NUMBER	U/M DESCRIPTION
	062422-01-000	EA ADAPTER-OFFSET REDUCER, 3" X 1 1/2" - PLASTIC - BLACK
	070916-01-000	EA VALVE-DUAL DUMP, W/CAP - 3" X 1 1/2" - PLASTIC - BLACK
	070916-01-700	EA VALVE ONLY, 3"
	070916-01-701	EA VALVE ONLY, 1 1/2"
	062419-02-700	EA HANDLE ONLY - FOR EXTENSION ROD
	062415-01-000	EA CAP-SEWER, 3" DIAMETER
	078406-01-000	EA COUPLER-RUBBER, W/CLAMPS - 3" X 3"
	103354-01-000	EA CONNECTOR-HOSE, SEWER
	093592-01-000	EA ADAPTER-PLASTIC, SEWER HOSE - 45 DEGREE
	089330-01-000	EA ADAPTER-SEWER HOSE END
	010201-02-000	EA HOSE-SEWER, 3 ID X 25 FEET
	083558-03-000	EA VENT-PLUMBING PIPE ROOF, W/COVER - OFF WHITE

KEY PART NUMBER	U/M DESCRIPTION
084079-08-000	EA VENT-EXHAUST, POWERED - OFF WHITE - FANTASTIC VENT
084079-01-700	EA VENT COVER - FANTASTIC 1020-19
084079-01-701	EA SCREEN ASM WHITE - FANTASTIC 1030-80
009440-01-000	EA ARM LIFT ASM
084079-01-703	EA CRANK, EXTERIOR
084079-01-704	EA FAN BLADE
084079-01-706	EA MOTOR
084079-01-708	EA 12 VOLT PLUG
084079-01-707	EA SAFETY SWITCH - FANTASTIC 1120-00
084079-01-708	EA REVERSE SWITCH - FANTASTIC 1130-09
084079-01-709	EA SWITCH ON & OFF (MAIN POWER) - FANTASTIC - 1100-00
084079-01-710	EA THERMOSTAT - FANTASTIC 1140-00
084079-01-711	EA H-MOLDING (MOTOR MOUNT)

CANADIAN OPTION L286

KEY PART NUMBER	U/M DESCRIPTION
064469-08-000	EA VENT-ROOF, POWERED - 14" X 14" - 12V - CANADIAN
064469-03-702	EA LID-VENT WHITE
064469-03-708	EA LIFT MECHANISM
048648-01-000	EA MOTOR-ROOF VENT, 1/8 SHAFT - 12V
048649-01-000	EA FAN-ROOF VENT, 6 BLADES - 6"
009439-01-000	EA CRANK HANDLE-ROOF VENT

ENGINE COMPARTMENT

KEY PART NUMBER	U/M DESCRIPTION
093674-01-000	EA PLATE-CIRCUIT BREAKER, HOUSE
092522 01 000	EA DOOR-ELECTRICAL BOX, UNDER HOOD - METAL - BLACK
	FROM 00-00-00 THRU: 09-18-89
096755 02 000	EA LATCH-1/4 TURN,ROTARY,PLAS
	FROM 00-00-00 THRU: 09-18-89
098196 01 000	EA LATCH-1/4 TURN,T/BAR
	FROM 09-19-89 THRU: 99-99-99
098527 01 000	EA DOOR-CIRCUIT BREAKERS, UNDER HOOD - METAL - BLACK
	FROM 09-19-89 THRU: 99-99-99
093527 02 000	EA DOOR-FUSES, UNDER HOOD - METAL - BLACK
	FROM 09-19-89 THRU: 99-99-99

SKYLIGHT

KEY PART NUMBER	U/M DESCRIPTION
077302-01-000	EA COLLAR-SKYLITE
080910-01-000	EA COVER-SKYLITE, OUTER - 15 25"X 22 25" - PLASTIC
081171-01-000	EA TRIM-SKYLITE, OUTER - MILL FINISHED

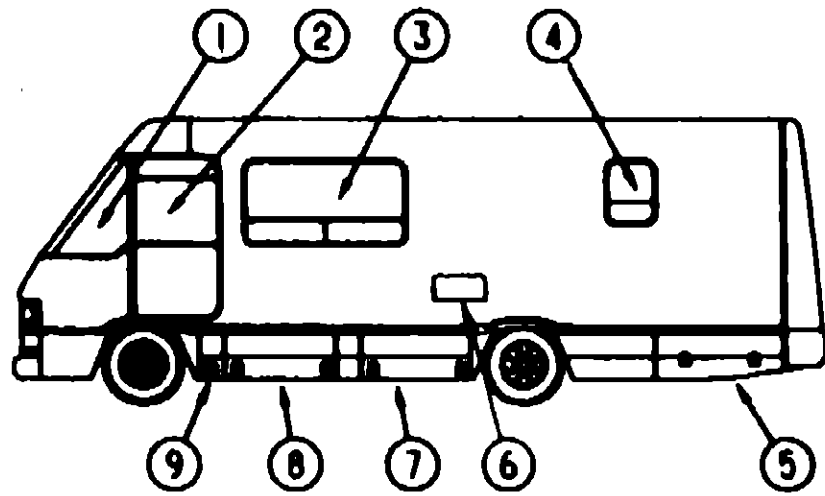
ELECTRICAL SERVICE DOORS (UNDER HOOD)

KEY PART NUMBER	U/M DESCRIPTION
098527-01-000	EA DOOR-CIRCUIT BREAKERS
	FROM 09-19-89 THRU: 00-00-00
092522-01-000	EA DOOR-CIRCUIT BREAKERS
	FROM 00-00-00 THRU: 09-18-89
098527-02-000	EA DOOR ASM-FUSES
	FROM 09-19-89 THRU: 00-00-00
086755-02-000	EA LATCH-1/4 TURN,ROTARY,PLAS
	FROM 00-00-00 THRU: 09-18-89
093633-01-000	EA LATCH-1/4 TURN,HANDLE
	FROM 00-00-00 THRU: 09-18-89
098196-01-000	EA LATCH-1/4 TURN, T-BAR
	FROM 09-19-89 THRU: 00-00-00
092482-01-000	EA SEAL-ELECTRICAL BOX

1990 ICN25RC INDEX

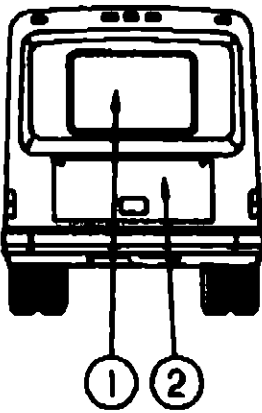
FLOOR PLAN	A-07	A-08
ACCESSORIES	A-09	A-20
BATH	A-21	A-22
BEDROOM	A-23	A-24
CHASSIS	B-01	B-08
C C & PAD	B-09	B-18
DINETTE	B-19	B-22
DRIVERS	B-23	C-02
ELECTRICAL	C-03	C-08
EXTERIOR BODY	C-09	C-20
GALLEY	C-21	D-06
HEATING & A/C	D-07	D-12
INTERIOR FINISH	D-13	D-16
LABEL	D-17	E-02
LP		E-03
LOUNGE		E-04
SEALANTS & FASTENERS	E-05	E-07
WATER & SEWAGE	E-08	E-13
WINDOW, VENT AND EXTERIOR DOOR	E-14	F-12

WINDOW, VENT & EXTERIOR DOOR GROUP (CONTINUED)



DRIVER SIDE WINDOWS & DOORS

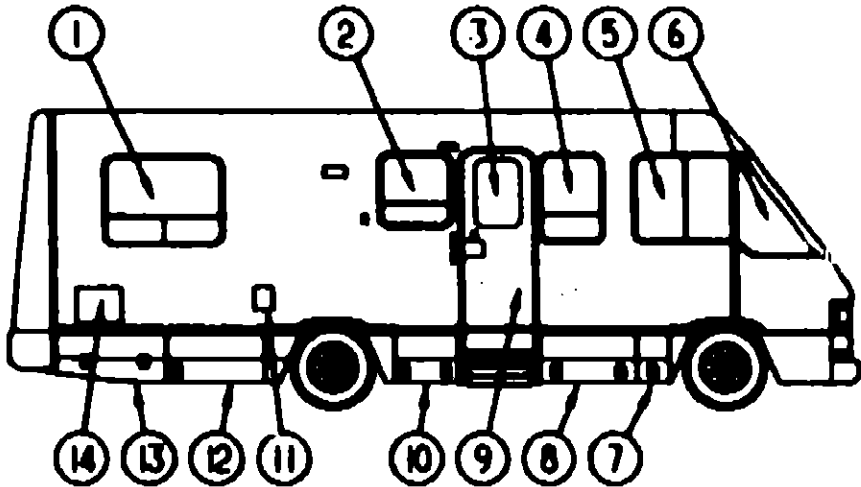
KEY PART NUMBER	U/M DESCRIPTION
1 091953-04-000	EA GLASS-CORNER VENT, DRIVER
2 M97816-02-AE6	EA DOOR-DRIVER
3 092234-03-Y12	EA WINDOW-TIPOUT, DOUBLE - W/O INSIDE FRAME - 31.5" X 60.9"
4 078453-02-U25	EA WINDOW ASM-VERTICAL SLIDER - W/O INSIDE FRAME FROM: 00-00-00 THRU: 10-03-89
4 098544-01-715	EA WINDOW ASM-VERTICAL SLIDER - W/O INSIDE FRAME FROM: 10-02-89 THRU: 12-10-89
4 092235-10-Y12	EA WINDOW ASM-SINGLE TIPOUT - W/O INSIDE FRAME FROM: 12-11-89 THRU: 99-99-99
5 092631-03-Y35	EA DOOR-STORAGE, W/LATCHES - TAPERED - OFF WHITE
6 089073-03-000	EA DOOR-REFRIGERATOR, VENTED W/O JAMB - OFF WHITE
084104-01-700	EA LOCK-MALE, FASTENER - REFRIGERATOR DOOR
084104-01-701	EA LOCK-FEMALE, FASTENER - REFRIGERATOR DOOR
084104-03-000	EA JAMB-DOOR, VENTED REFRIGERATOR - OFF WHITE
7 M93758-01-Y10	EA DOOR-FURNACE VENT, OFF WHITE
8 092452-04-Y33	EA DOOR-STORAGE, W/LATCHES - 19.4" X 76.3" - OFF WHITE
9 093304-03-Y35	EA DOOR-STORAGE/BATTERY, W/LATCHES - 19.4" X 9.5



BACKWALL ESCAPE WINDOW AND DOORS

KEY PART NUMBER	U/M DESCRIPTION
1 087985-05-Y10	EA WINDOW-ESCAPE, W/O INSIDE FRAME - 30.2" X 46.8"
2 097198-01-AE3	EA DOOR-STORAGE, W/LOCKS - 21.2" X 39.2" - OFF WHITE

WINDOW, VENT & EXTERIOR DOOR GROUP (CONTINUED)



PASSENGER SIDE WINDOWS & DOORS

KEY PART NUMBER	U/M DESCRIPTION
1 092234-01-Y12	EA WINDOW-TIPOUT, DOUBLE - W/O INSIDE FRAME - 31.5" X 80.9"
2 092235-02-Y12	EA WINDOW-TIPOUT, SINGLE - W/O INSIDE FRAME FROM: 00-00-00 THRU: 12-10-89
2 092235-09-Y12	EA WINDOW-TIPOUT, SINGLE - W/O INSIDE FRAME FROM: 12-11-89 THRU: 99-99-99
3 079733-04-T03	EA WINDOW-PICTURE, W/O INSIDE FRAME - 17" X 25"
4 092235-08-Y12	EA WINDOW-TIPOUT, SINGLE - W/O INSIDE FRAME - 31.6" X 22.8"
5 093703-01-Y10	EA WINDOW-SLIDING, W/O INSIDE FRAME
6 091953-03-000	EA GLASS-CORNER VENT, PASSENGER
7 093304-03-Y35	EA DOOR-STORAGE/BATTERY, W/LATCHES - 19.4" X 9.5
8 092482-07-Y33	EA DOOR-LP, W/LATCHES - BEIGE
9 M01870-31-AE6	EA DOOR-ENTRY, W/JAMB AND SCREEN DOOR
9 M01870-31-AE7	EA DOOR-ENTRY, W/JAMB AND SCREEN DOOR
9 M01870-31-AE8	EA DOOR-ENTRY, W/JAMB AND SCREEN DOOR
10 092482-06-Y33	EA DOOR-STORAGE/SEWAGE, W/LATCHES - OFF WHITE
11 078010-03-000	EA DOOR-FUEL FILL W/JAMB - OFF WHITE
12 092482-04-Y33	EA DOOR-STORAGE/SEWAGE TANK, W/LATCHES - OFF WHITE
13 092631-05-Y35	EA DOOR-STORAGE/GENERATOR, W/LATCHES - TAPERED - OFF WHITE
14 052009-01-000	EA DOOR-WATER HEATER, ATWOOD 5576-27 - OFF WHITE

1990 ITASCA
TABLE OF CONTENTS

INTRODUCTION	A-01 - A-02
ABBREVIATIONS	A-03
ALPHABETICAL INDEX	A-04 - A-08
ICN25RC	A-07 - F-12
ICN27RT	F-13 - K-18

1990 ICN25RC INDEX

FLOOR PLAN	A-07 - A-08
ACCESSORIES	A-09 - A-20
BATH	A-21 - A-22
BEDROOM	A-23 - A-24
CHASSIS	B-01 - B-08
C C & PAU	B-09 - B-18
DINETTE	B-19 - B-22
DRIVERS	B-23 - C-02
ELECTRICAL	C-03 - C-08
EXTERIOR BODY	C-09 - C-20
GALLEY	C-21 - D-06
HEATING & A/C	D-07 - D-12
INTERIOR FINISH	D-13 - D-16
LABEL	D-17 - E-02
LP	E-03
LOUNGE	E-04
SEALANTS & FASTENERS	E-05 - E-07
WATER & SEWAGE	E-08 - E-13
WINDOW, VENT AND EXTERIOR DOOR	E-14 - F-12

WINDOW, VENT & EXTERIOR DOOR GROUP (CONTINUED)

GALLEY WINDOW
FROM: 00-00-00 THRU: 11-20-00

KEY PART NUMBER	U/M	DESCRIPTION
082235-02-Y12	EA	WINDOW ASM-SINGLE, TIPOUT - W/O INSIDE FRAME
080893-02-01A	EA	RETAINER-WINDOW, INSIDE - BLACK STATIONARY GLASS IS N/A DUE TO MANUFACTURING TECHNIQUES
000039-08-18T	EA	SCREW-SF/DR-8-20X1.00 PPH
000H14-08-14R	EA	RIVET-MANDREL BLIND, 3/16
035302-02-000	EA	OPERATOR-SLANT-TORQUE LT
068927-03-000	EA	SEAL-RUBBER, 12X 25IDX 8000
080218-03-000	SF	SCREEN-FIBERGLASS, 12 IN WIDE
081354-01-000	EA	SLEEVE-WINDOW, TORQUE TUBE
081649-01-000	EA	RING-SNAP, 7/32 SHAFT DIA
083150-10-000	EA	TUBE ASM-TORQUE WINDOW
080918-01-000	EA	SPRING-TORQUE TUBE, RH
080918-02-000	EA	SPRING-TORQUE TUBE, LH
084068-15-000	EA	GLASS-TIPOUT, 2.9X23.4 7X822
084453-01-000	EA	WASHER-PLAS., 060X 50X 135
084453-02-000	EA	WASHER-PLAS., 060X 50X 250
084473-01-000	EA	SEAL-RUBBER, TIPOUT WINDOW
085315-01-000	EA	RIVET-SHOULDER, TIP OUT WINDOW
086762-01-000	EA	T NUT 10-32
086763-01-000	EA	SCREW-MACH-10-32X1/4 PTH
089913-01-000	EA	HINGE-TIPOUT WDO, BLACK
097578-01-000	EA	LINKAGE ASM-TIPOUT
084453-01-000	EA	WASHER-PLAS., 060X 50X 135
084473-01-000	EA	SEAL-RUBBER, TIPOUT WINDOW
085315-01-000	EA	RIVET-SHOULDER, TIP OUT WDO
098154-01-000	FT	CHANNEL-GLAZING

WINDOW, VENT & EXTERIOR DOOR GROUP (CONTINUED)

GALLEY WINDOW
FROM: 11-27-00 THRU: 99-00-00

KEY PART NUMBER	U/M	DESCRIPTION
082235-09-Y12	EA	WINDOW-TIPOUT, W/O INSIDE FRAME - 25.5" X 25.4" STATIONARY GLASS IS N/A DUE TO MANUFACTURING TECHNIQUE
090893-02-01A	EA	FRAME-WINDOW, INSIDE - 25.3" X 25.5" - BLACK
000039-08-18T	EA	SCREW-SF/DR, 8-20 X 1 PPH - BLACK
035302-02-010	EA	OPERATOR-TORQUE, TIPOUT WINDOW - LEFT
068927-03-010	EA	SEAL-WINDOW, RUBBER - ROUND - .80" DIA. - BLACK
076322-02-010	FT	TAPE-FOAM, DOUBLE COATED - .045" X 1" - INC. OF 108 FT
080218-03-010	SF	SCREEN-FIBERGLASS, 12" WIDE
080914-01-010	EA	KEY-CORNER, TIPOUT WINDOW
081377-01-700	EA	ADHESIVE-CYANOACRYLATE, 10 GRAM TUBE
081649-01-000	EA	RING-SNAP, 7/32 SHAFT DIAMETER
080918-01-000	EA	SPRING-TORQUE TUBE, REAR
080918-02-000	EA	SPRING-TORQUE TUBE, FRONT
081428-01-000	EA	ARM-TORQUE TUBE
081428-08-000	EA	TORQUE TUBE, REAR
084067-02-000	FT	SEAL-E SHAPED, SPONGE - TIPOUT WINDOW - .4" X .4" - BLACK
084068-15-000	EA	GLASS-TIPOUT, 9.2" X 24.5"
084453-01-000	EA	WASHER-080 X .50 X .135 - PLASTIC
084453-02-000	EA	WASHER-060 X .50 X .250 - PLASTIC
084473-01-000	EA	SEAL-RUBBER, TIPOUT WINDOW
085315-01-000	EA	RIVET-SHOULDER, TIPOUT WINDOW
086762-01-000	EA	T NUT 10-32
086763-01-000	EA	SCREW-MACH, 10 - 32 X 1/4 PTH
087561-01-000	FT	SPUNE-GLASS, EXTERIOR - VINYL - BLACK
089913-01-000	EA	HINGE-TIPOUT WINDOW, BLACK
097578-01-000	EA	LINKAGE-TIPOUT WINDOW
100168-01-000	EA	CLIP-SPRING, SCREEN
100240-01-000	FT	SPUNE-SCREEN, T-SHAPED
087052-02-000	EA	KNOB-OPERATOR, TIPOUT WINDOW - BEIGE
088371-01-000	EA	SCREW-MACHINE, 8-32 X 3 5/16 - ZN
009439-06-000	EA	EXTENSION-CRANK HANDLE, WINDOW/ROOF VENT - .9" - BLACK
081649-01-000	EA	RING - SNAP, 7/32 SHAFT DIA.
083150-10-000	EA	TUBE ASM. - TORQUE, WINDOWS

1990 ITASCA

TABLE OF CONTENTS

INTRODUCTION	A-01	A-02
ABBREVIATIONS		A-03
ALPHABETICAL INDEX	A-04	A-08
ICN25RC	A-07	F-12
ICN27RT	F-13	K-18

1990 ICN25RC INDEX

FLOOR PLAN	A-07	A-08
ACCESSORIES	A-09	A-20
BATH	A-21	A-22
BEDROOM	A-23	A-24
CHASSIS	B-01	B-08
C C & PAD	B-09	B-18
DINETTE	B-19	B-22
DRIVERS	B-23	C-02
ELECTRICAL	C-03	C-08
EXTERIOR BODY	C-09	C-20
GALLEY	C-21	D-06
HEATING & A/C	D-07	D-12
INTERIOR FINISH	D-13	D-16
LABEL	D-17	E-02
LP		E-03
LOUNGE		E-04
SEALANTS & FASTENERS	E-05	E-07
WATER & SEWAGE	E-08	E-13
WINDOW, VENT AND		
EXTERIOR DOOR	E-14	F-12

WINDOW, VENT & EXTERIOR DOOR GROUP (CONTINUED)

PASS SIDE BEDROOM WINDOWS

KEY PART NUMBER	U/M DESCRIPTION
092234-01-Y12	EA WINDOW-TIPOUT, DOUBLE - W/O INSIDE FRAME - 31.5" X 80.9" - STATIONARY GLASS IS NOT AVAILABLE - ORDER ENTIRE ASSEMBLY
090993-07-01A	EA FRAME-WINDOW, INSIDE - 31.4" X 80.9" - BLACK
000G39-08-18T	EA SCREW-SF/DR, 6-20 X 1 PPH - BLACK
000G39-08-12T	EA SCREW-SF/DR, 8-18 X 3/4 PPH - BLACK
036302-01-000	EA OPERATOR-TORQUE, TIPOUT WINDOW - RIGHT
036302-02-000	EA OPERATOR-TORQUE, TIPOUT WINDOW - LEFT
038888-01-000	EA TAPE-BUTYL, 31" X 31" X 148" LONG
088927-03-000	EA SEAL-WINDOW, RUBBER - ROUND - 80" DIA - BLACK
078322-02-000	FT TAPE-FOAM, DOUBLE COATED - .045" X 1" - INC. OF 108 FT
080218-03-000	SF SCREEN-FIBERGLASS, 12" WIDE
080914-01-000	EA KEY-CORNER, TIPOUT WINDOW
081377-01-700	EA ADHESIVE-CYANOACRYLATE, 10 GRAM TUBE
081849-01-000	EA RING-SNAP, 7/32 SHAFT DIAMETER
083227-06-000	EA TUBE-TORQUE, WINDOW - FRONT
080918-01-000	EA SPRING-TORQUE TUBE, REAR
080918-02-000	EA SPRING-TORQUE TUBE, FRONT
081426-01-000	EA ARM-TORQUE TUBE
083228-06-000	EA TUBE-TORQUE, WINDOW - REAR
084067-01-000	FT SEAL-E SHAPED, SPONGE - TIPOUT WINDOW - .4" X .4" - BLACK
084068-20-000	EA GLASS-TIPOUT, 8 2" X 20.4"
084453-02-000	EA WASHER-.060 X .50 X .135 - PLASTIC
084453-02-000	EA WASHER-.060 X .50 X .250 - PLASTIC
084473-01-000	EA SEAL-RUBBER, TIPOUT WINDOW
085315-01-000	EA RIVET-SHOULDER, TIPOUT WINDOW
086762-01-000	EA T NUT 10-32
086763-01-000	EA SCREW-MACH, 10 - 32 X 1/4 PTH
087561-01-000	FT SPLINE-GLASS, EXTERIOR - VINYL - BLACK
089913-01-000	EA HINGE-TIPOUT WINDOW, BLACK
097578-01-000	EA LINKAGE-TIPOUT WINDOW
084453-01-000	EA WASHER-.060 X .50 X .135 - PLASTIC
084473-01-000	EA SEAL-RUBBER, TIPOUT WINDOW
085315-01-000	EA RIVET-SHOULDER, TIPOUT WINDOW
100168-01-000	EA CLIP-SPRING, SCREEN
100240-01-000	FT SPLINE-SCREEN, T-SHAPED
067052-02-000	EA KNOB-OPERATOR, TIPOUT WINDOW - BEIGE
089371-01-000	EA SCREW-MACHINE, 8-32 X 3 5/16 - ZN
090025-01-000	EA EXTENSION-WINDOW CONTROL

WINDOW, VENT & EXTERIOR DOOR GROUP (CONTINUED)

BATH WINDOW
FROM: 00-00-00 THRU: 10-01-00

KEY PART NUMBER	U/M DESCRIPTION
078453-02-U25	EA WINDOW ASM-VERTICAL SLIDER
083122 13 000	EA FRAME-INSIDE, WINDOW, SLDR BGE
000G39-08-18T	EA SCREW-SF/DR 6-20X1.00 PPH
002292-02-000	SF SCREEN-WINDOW-20.00"CHARCOAL
002298-02-000	FT SPLINE-CHARCOAL-128 DIA
002309-02-000	FT SPLINE-GLASS-1/8 MATL BLACK
002324-02-000	FT CHANNEL-WEATHERSTRIP-GLASS
002328-01-000	EA BLOCK-WINDOW-1/8X3/16X1
023320-01-000	EA PAD-FELT-3/8 DIA
024088-02-000	FT SEAL-WINDOW-CHANNEL-BLK
047369-01-000	EA LATCH-WDO-PLASTIC
047369-01-700	EA LATCH KIT-WINDOW, PLASTIC
050778-01-000	EA SCREW-1/4-14X3/8 HWH BLK
089888-03-001	EA EXTR-BLACK, HLDG-GLS 182.00
073740-01-000	FT SEAL-FIN, 480 PILE HEIGHT
081981-01-000	EA GLASS-SLIDER, ENTRANCE DOOR
081984-04-000	EA GLASS-1/8X17.50X11.50
084170-06-000	EA MULLION-SLIDER, WINDOW BLACK

BATH WINDOW
FROM: 10-02-00 THRU: 12-10-00

KEY PART NUMBER	U/M DESCRIPTION
098644-01-715	EA WINDOW ASM-SLIDER RAISE - W/O INSIDE TRIM
098644-01-714	EA TRIM-INSIDE, RETAINER - BLACK
098644-01-700	EA LATCH REPAIR KIT
098644-01-701	EA WINDOW SPLICE PLATE
098644-01-702	EA SCREW #6-32X1/4 PAN HEAD
098644-01-703	EA #6X1.50 PRO HEAD RECESS BLK
098644-01-704	EA GLASS-STATIONARY 13.77X10.03
098644-01-705	FT GLAZING STRIP
098644-01-706	FT WEATHERSTRIP
098644-01-707	EA LOCKING RAIL W/WEATHERSTRIP
098644-01-708	FT PIERCED RUN CHANNEL
098644-01-709	EA SASH ASM. W/LATCH & GLASS
098644-01-710	FT SCREEN TRACK (12FT LENGTH)
098644-01-711	EA WEATHERSTRIP-BLACK F/SCREEN
098644-01-712	EA SCREEN ASSY W/SPRING & WTHST
098644-01-713	EA BLACK SCREEN CLIPS (PLASTIC)
098644-01-716	EA PLUG-FILLER
098644-01-717	FT SPLINE

1990 ITASCA

TABLE OF CONTENTS

INTRODUCTION	A-01	A-02
ABBREVIATIONS		A-03
ALPHABETICAL INDEX	A-04	A-08
ICN25RC	A-07	F-12
ICN27RT	F-13	K-18

1990 ICN25RC INDEX

FLOOR PLAN	A-07	A-08
ACCESSORIES	A-09	A-20
BATH	A-21	A-22
BEDROOM	A-23	A-24
CHASSIS	B-01	B-08
C C & PAD	B-09	B-18
DINETTE	B-19	B-22
DRIVERS	B-23	C-02
ELECTRICAL	C-03	C-08
EXTERIOR BODY	C-09	C-20
GALLEY	C-21	D-06
HEATING & A/C	D-07	D-12
INTERIOR FINISH	D-13	D-16
LABEL	D-17	E-02
LP		E-03
LOUNGE		E-04
SEALANTS & FASTENERS	E-05	E-07
WATER & SEWAGE	E-08	E-13
WINDOW, VENT AND EXTERIOR DOOR	E-14	F-12

WINDOW, VENT & EXTERIOR DOOR GROUP (CONTINUED)

BATH WINDOW
FROM: 12-11-88 THRU: 88-88-88

KEY PART NUMBER	U/M DESCRIPTION
002235-10-Y12	EA WINDOW-TIPOUT, W/O INSIDE FRAME - 15 8" X 25 5"
	STATIONARY GLASS IS N/A DUE TO MANUFACTURING TECHNIQUES
080893-15-01A	EA FRAME-WINDOW, INSIDE - 25 5" X 15 9" - BLACK
000039-08-18T	EA SCREW-SF/DR, 8-20 X 1 PPH - BLACK
035302-02-000	EA OPERATOR-TORQUE, TIPOUT WINDOW - LEFT
088927-03-000	EA SEAL-WINDOW, RUBBER - ROUND - 80" DIA - BLACK
080218-03-000	SF SCREEN-FIBERGLASS, 12" WIDE
080914-01-000	EA KEY-CORNER, TIPOUT WINDOW
081849-01-000	EA RING-SNAP, 7/32 SHAFT DIAMETER
080918-01-000	EA SPRING-TORQUE TUBE, REAR
080918-02-000	EA SPRING-TORQUE TUBE, FRONT
081427-01-000	EA ARM-TORQUE TUBE
084087-01-000	FT SEAL-E SHAPED, SPONGE - TIPOUT WINDOW - .4" X .4" - BLACK
084088-14-000	EA GLASS-TIPOUT, 9" X 15"
084453-01-000	EA WASHER- 080 X 50 X .135 - PLASTIC
084453-02-000	EA WASHER- 080 X 50 X .250 - PLASTIC
084473-01-000	EA SEAL-RUBBER, TIPOUT WINDOW
085315-01-000	EA RIVET-SHOULDER, TIPOUT WINDOW
088782-01-000	EA T NUT 10-32
088783-01-000	EA SCREW-MACH, 10 - 32 X 1/4 PTH
089913-01-000	EA HINGE-TIPOUT WINDOW, BLACK
097578-01-000	EA LINKAGE-TIPOUT WINDOW
100168-01-000	EA CLIP-SPRING, SCREEN
100240-01-000	FT SPLINE-SCREEN, T-SHAPED
067052-02-000	EA KNOB-OPERATOR, TIPOUT WINDOW - BEIGE
089371-01-000	EA SCREW-MACHINE, 8-32 X 3 5/16 - ZN
090025-01-000	EA EXTENSION-WINDOW CONTROL
081354-01-000	EA SLEEVE - WINDOW, TORQUE TUBE
083150-09-000	EA TUBE ASM - TORQUE, WINDOW

WINDOW, VENT & EXTERIOR DOOR GROUP (CONTINUED)

ENTRY DOOR WINDOW

KEY PART NUMBER	U/M DESCRIPTION
087809-27-000	EA FRAME-WINDOW, INSIDE PICTURE - BLACK
079733-04-T03	EA WINDOW-ENTRY DOOR, 17" X 25" - FROSTED GLASS
002181-08-000	EA GLASS-WINDOW, 18 2" X 18 25" X 24" - FROSTED
050218-02-000	FT SPLINE GLASS, EXTERIOR - VINYL - .19" - BLACK
	FROM: 00-00-00 THRU: 01-07-90
087581-01-000	FT SEAL-GLASS, EXTERIOR - VINYL - BLACK

CAB PASSENGERS SIDE WINDOW

KEY PART NUMBER	U/M DESCRIPTION
083703-01-Y10	EA WINDOW-SLIDING, W/O INSIDE FRAME
000039-08-18T	EA SCREW-SF/DR, 8-20 X 1 PPH - BLACK
002328-01-000	EA BLOCK-WINDOW, 18" X 3/16" X 1"
002389-03-209	EA HOLDER-SEAL GLASS HOLDER, - 1.16" - BLACK
023320-01-000	EA PAD-FELT, 3/8" DIAMETER - BROWN
041928-02-000	FT SEAL-EXTERIOR WINDOW, BLACK
042077-01-000	FT CHANNEL-WEATHERSTRIP, GLASS RUN - U-SHAPED - 3/16"
047369-01-700	EA LATCH KIT-WINDOW, W/SCREWS - PLASTIC - BLACK
050218-02-000	FT SPLINE-GLASS, EXTERIOR - VINYL - .19" - BLACK
057658-12-000	EA GLASS-STATIONARY, .19" X 30.4" X 15.7"
073740-01-000	FT SEAL-FIN, .48" PILE HEIGHT - GRAY
079824-01-000	FT SEAL-WINDOW, WEATHER - C/FOLD - .5"
081377-01-700	EA ADHESIVE-CYANOACRYLATE, 10 GRAM TUBE
081980-11-000	EA GLASS-SLIDER, .13" X 30.4" X 16.6"
084170-09-000	EA MULLION-SLIDER, WINDOW - BLACK -
092665-01-Y10	EA FRAME-WINDOW, INSIDE - BLACK
078364-01-000	EA HOLDER-UPPER SCREEN, EXTRUDED PLASTIC - 9.5" - BLACK
078365-01-000	EA HOLDER-LOWER SCREEN, EXTRUDED PLASTIC - 9.5" - BLACK
092538-01-Y10	EA FRAME-WINDOW, INSIDE
092664-01-Y10	EA SCREEN ASSEMBLY
002292-02-000	SF SCREENING-WINDOW, 20" WIDE - CHARCOAL
	FROM: 00-00-00 THRU: 03-25-90
002291-02-000	SF SCREENING-ROOF VENT/WINDOW, 16" - BLACK
	FROM: 03-26-90 THRU: 99-99-99
002298-02-000	FT SPLINE-VENT/WINDOW SCREEN, .128 DIAMETER - BLACK
079667-02-000	FT TAPE-PLASTIC FILM, .375 WIDE
079824-01-000	FT SEAL-WINDOW, WEATHER - C/FOLD - .5"

1990 ITASCA

TABLE OF CONTENTS

INTRODUCTION	A-01 -	A-02
ABBREVIATIONS		A-03
ALPHABETICAL INDEX	A-04 -	A-08
ICN25RC	A-07 -	F-12
ICN27RT	F-13 -	K-18

1990 ICN25RC INDEX

FLOOR PLAN	A-07 -	A-08
ACCESSORIES	A-09 -	A-20
BATH	A-21 -	A-22
BEDROOM	A-23 -	A-24
CHASSIS	B-01 -	B-08
C C & PAD	B-09 -	B-18
DINETTE	B-19 -	B-22
DRIVERS	B-23 -	C-02
ELECTRICAL	C-03 -	C-08
EXTERIOR BODY	C-09 -	C-20
GALLEY	C-21 -	D-06
HEATING & A/C	D-07 -	D-12
INTERIOR FINISH	D-13 -	D-16
LABEL	D-17 -	E-02
LP		E-03
LOUNGE		E-04
SEALANTS & FASTENERS	E-05 -	E-07
WATER & SEWAGE	E-08 -	E-13
WINDOW, VENT AND		
EXTERIOR DOOR	E-14 -	F-12

WINDOW, VENT & EXTERIOR DOOR GROUP (CONTINUED)

DINETTE WINDOW

KEY PART NUMBER	U/M	DESCRIPTION
082234-03-Y12	EA	WINDOW-TIPOUT, DOUBLE - W/O INSIDE FRAME - 31 5" X 80 9" STATIONARY GLASS IS NOT AVAILABLE - ORDER ENTIRE ASSEMBLY
090893-09-01A	EA	FRAME-WINDOW, INSIDE - 31 4" X 80 9" - BLACK
000G39-08-18T	EA	SCREW-SF/DR, 8-20 X 1 PPH - BLACK
000G39-08-12T	EA	SCREW-SF/DR, 8-18 X 3/4 PPH - BLACK
035302-01-000	EA	OPERATOR-TORQUE, TIPOUT WINDOW - RIGHT
035302-02-000	EA	OPERATOR-TORQUE, TIPOUT WINDOW - LEFT
038888-01-000	EA	TAPE-BUTYL, 51" X 31" X 148" LONG
068927-03-000	EA	SEAL-WINDOW, RUBBER - ROUND - 80" DIA - BLACK
076322-02-000	FT	TAPE-FOAM, DOUBLE COATED - .045" X 1" - INC. OF 108 FT
080218-03-000	SF	SCREEN-FIBERGLASS, 12" WIDE
080914-01-000	EA	KEY-CORNER, TIPOUT WINDOW
081377-01-700	EA	ADHESIVE-CYANOACRYLATE, 10 GRAM TUBE
081649-01-000	EA	RING-SNAP, 7/32 SHAFT DIAMETER
083227-08-000	EA	TUBE-TORQUE, WINDOW - REAR
080918-01-000	EA	SPRING-TORQUE TUBE, REAR
080918-02-000	EA	SPRING-TORQUE TUBE, FRONT
081427-01-000	EA	ARM-TORQUE TUBE
083228-08-000	EA	TUBE-TORQUE, WINDOW - FRONT
080918-01-000	EA	SPRING-TORQUE TUBE, REAR
080918-02-000	EA	SPRING-TORQUE TUBE, FRONT
081427-01-000	EA	ARM-TORQUE TUBE
084067-01-000	FT	SEAL-E SHAPED, SPONGE - TIPOUT WINDOW - .4" X .4" - BLACK
084068-22-000	EA	GLASS-TIPOUT, 9 2" X 29 9"
084453-01-000	EA	WASHER-.060 X .50 X .135 - PLASTIC
084453-02-000	EA	WASHER-.060 X .50 X .250 - PLASTIC
084473-01-000	EA	SEAL-RUBBER, TIPOUT WINDOW
085315-01-000	EA	RIVET-SHOULDER, TIPOUT WINDOW
086762-01-000	EA	T NUT 10-32
086763-01-000	EA	SCREW-MACH, 10 - 32 X 1/4 PTH
087561-01-000	FT	SPLINE-GLASS, EXTERIOR - VINYL - BLACK
089913-01-000	EA	HINGE-TIPOUT WINDOW, BLACK
097578-01-000	EA	LINKAGE-TIPOUT WINDOW
084453-01-000	EA	WASHER-.060 X .50 X .135 - PLASTIC
084473-01-000	EA	SEAL-RUBBER, TIPOUT WINDOW
085315-01-000	EA	RIVET-SHOULDER, TIPOUT WINDOW
100168-01-000	EA	CLIP-SPRING, SCREEN
100240-01-000	FT	SPLINE-SCREEN, T-SHAPED
067052-02-000	EA	KNOB-OPERATOR, TIPOUT WINDOW - BEIGE
089371-01-000	EA	SCREW-MACHINE, 8-32 X 3 5/16 - ZN
090025-01-000	EA	EXTENSION-WINDOW CONTROL

WINDOW, VENT & EXTERIOR DOOR GROUP (CONTINUED)

PASSENGER SIDE LOUNGE WINDOW

KEY PART NUMBER	U/M	DESCRIPTION
090893-08-01A	EA	FRAME-WINDOW, INSIDE - 31 6" X 22 8" - BLACK
082235-08-Y12	EA	WINDOW-TIPOUT, SINGLE - W/O INSIDE FRAME - 31 6" X 22 8" STATIONARY GLASS IS N/A DUE TO MANUFACTURING TECHNIQUE
000G39-08-18T	EA	SCREW-SF/DR, 8-20 X 1 PPH - BLACK
080218-03-000	SF	SCREEN-FIBERGLASS, 12" WIDE
100240-01-000	FT	SPLINE-SCREEN, T-SHAPED
035302-02-000	EA	OPERATOR-TORQUE, TIPOUT WINDOW - LEFT
068927-03-000	EA	SEAL-WINDOW, RUBBER - ROUND - 80" DIA - BLACK
076322-02-000	FT	TAPE-FOAM, DOUBLE COATED - .045" X 1" - INC OF 108 FT
080914-01-000	EA	KEY-CORNER, TIPOUT WINDOW
081354-01-000	EA	SLEEVE-TORQUE TUBE, TIPOUT WINDOW
081377-01-700	EA	ADHESIVE-CYANOACRYLATE, 10 GRAM TUBE
081649-01-000	EA	RING-SNAP, 7/32 SHAFT DIAMETER
083150-14-000	EA	TUBE-TORQUE, WINDOW
080918-01-000	EA	SPRING-TORQUE TUBE, FRONT
080918-02-000	EA	SPRING-TORQUE TUBE, FRONT
081427-01-000	EA	ARM-TORQUE TUBE
084067-01-000	FT	SEAL-E SHAPED, SPONGE - TIPOUT WINDOW - .4" X .4" - BLACK
084068-19-000	EA	GLASS-TIPOUT, - 9" X 22"
084453-01-000	EA	WASHER-.060 X .50 X .135 - PLASTIC
084453-02-000	EA	WASHER-.060 X .50 X .250 - PLASTIC
084473-01-000	EA	SEAL-RUBBER, TIPOUT WINDOW
085315-01-000	EA	RIVET-SHOULDER, TIPOUT WINDOW
086762-01-000	EA	T NUT 10-32
086763-01-000	EA	SCREW-MACH, 10 - 32 X 1/4 PTH
087561-01-000	FT	SPLINE-GLASS, EXTERIOR - VINYL - BLACK
089913-01-000	EA	HINGE-TIPOUT WINDOW, BLACK
097578-01-000	EA	LINKAGE-TIPOUT WINDOW
084453-01-000	EA	WASHER-.060 X .50 X .135 - PLASTIC
084473-01-000	EA	SEAL-RUBBER, TIPOUT WINDOW
085315-01-000	EA	RIVET-SHOULDER, TIPOUT WINDOW
100168-01-000	EA	CLIP-SPRING, SCREEN
067052-02-000	EA	KNOB-OPERATOR, TIPOUT WINDOW - BEIGE
089371-01-000	EA	SCREW-MACHINE, 8-32 X 3 5/16" - FOR EXTENDED WINDOW KNOB
090025-01-000	EA	EXTENSION-CONTROL, WINDOW - 2"

1990 ITASCA

TABLE OF CONTENTS

INTRODUCTION	A-01	A-02
ABBREVIATIONS		A-03
ALPHABETICAL INDEX	A-04	A-05
ICN25RC	A-07	F-12
ICN27RT	F-13	K-16

1990 ICN25RC INDEX

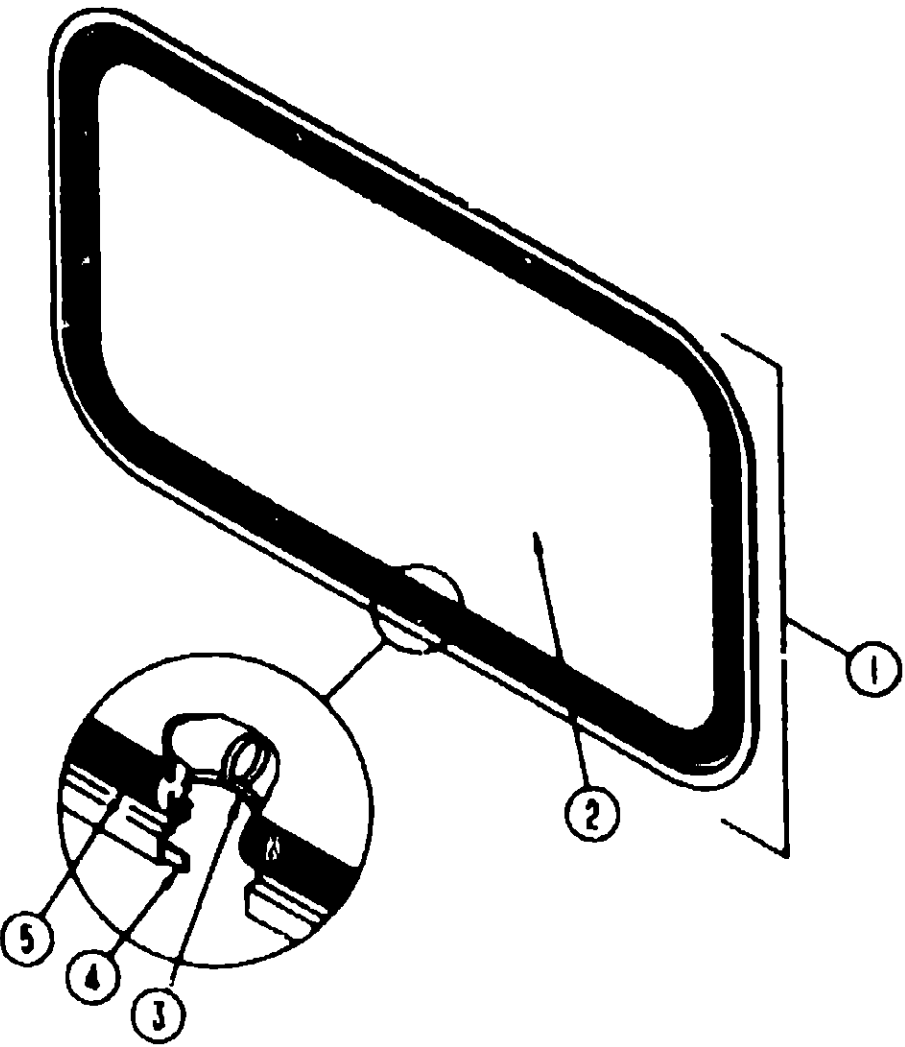
FLOOR PLAN	A-07	A-08
ACCESSORIES	A-09	A-20
BATH	A-21	A-22
BEDROOM	A-23	A-24
CHASSIS	B-01	B-08
C C & PAD	B-09	B-18
DINETTE	B-19	B-22
DRIVERS	B-23	C-02
ELECTRICAL	C-03	C-08
EXTERIOR BODY	C-09	C-20
GALLEY	C-21	D-06
HEATING & A/C	D-07	D-12
INTERIOR FINISH	D-13	D-16
LABEL	D-17	E-02
LP		E-03
LOUNGE		E-04
SEALANTS & FASTENERS	E-05	E-07
WATER & SEWAGE	E-08	E-13
WINDOW, VENT AND EXTERIOR DOOR	E-14	F-12

WINDOW, VENT & EXTERIOR DOOR GROUP (CONTINUED)

ACCESS DOOR HARDWARE

KEY PART NUMBER	U/M DESCRIPTION
093868-01-02A	EA POCKET-LATCH
092357-01-02A	EA HINGE-COMPARTMENT DOOR 75" - OFF WHITE
085730-11-000	EA LATCH-PADDLE, W/KEY LOCK - PLASTIC - OFF WHITE
082684-01-700	EA KEY-COMPARTMENT DOOR LOCK, BH024
092263-01-000	EA PANEL-EXHAUST, FURNACE - 14" X 14 6" - GALVANIZED
085730-14-000	EA LATCH-PADDLE, W/O KEY LOCK - PLASTIC - OFF WHITE
092610-01-02A	EA POCKET-LATCH
092357-05-02A	EA HINGE-VALANCE DOOR 1011 OFF WHITE
092252-01-000	EA COMPARTMENT-SPARE TIRE
077384-01-000	EA PLATE-PIN LADDER - 1 6" X 1 6" - 4 SM HOLES-1 LRG HOLE
077385-01-000	EA PIN-PIVOT - FOR 077384-01-000
090340-01-000	FT SEAL-FOAM, CLOSED CELL - 1/4" X 1/2" X 50'
077408-02-000	EA LOCK-KEY TYPE
009065-01-000	EA HINGE-ALUMINUM, NO HOLES - 11/16" X 72" - UNPAINTED
084103-01-000	EA DOOR-REFRIGERATOR, VENTED W/O JAMB - OFF WHITE
084104-03-000	EA JAMB-DOOR, VENTED REFRIGERATOR - OFF WHITE
084104-01-700	EA LOCK-MALE FASTENER - REFRIGERATOR DOOR
084104-01-701	EA LOCK-FEMALE FASTENER - REFRIGERATOR DOOR
092357-02-02A	EA HINGE-COMPARTMENT DOOR 43 5"
085730-11-000	EA LATCH-PADDLE, W/KEY LOCK - PLASTIC - OFF WHITE
076010-03-000	EA DOOR-FUEL FILL W/JAMB - OFF WHITE
078200-01-000	EA GASKET-DOOR, FUEL FILL - 3 5"OD X 2"ID
072447-04-000	EA SHROUD-FUEL FILL
083578-01-000	EA BOOT-FUEL FILL
094235-01-000	EA SUPPORT-FLANGE, FUEL FILL BOOT
092644-02-Y12	EA PROP ROD-COMPARTMENT DOOR W/SPRING & BRACKET
092469-01-000	EA SPRING-0020-050 COMP
092639-01-000	EA BRACKET-DOOR PROP
094376-02-000	EA PROP ROD-GENERATOR DOOR
035984-01-000	EA CAP-ROUND DEADBOLT VINYL - 28" ID X 62" LONG - BL
093668-01-02A	EA POCKET-LATCH PLASTIC - OFF WHITE
075322-03-000	FT TAPE-FOAM, DOUBLE COATED - 045" X 5"
FROM 00-00-00 THRU 09-10-89	
077404-02-000	EA DRAWER PLASTIC 20" X 12 7" - BEIGE
094067-01-01A	EA DIVIDER-DRAWER PLASTIC - LIGHT OAK
096765-01-000	EA RAIL-DRAWER 2 1" HIGH X 2 1" WIDE X 20 5 LONG - PLASTIC
091270-01-000	EA HOSE-HEEL 50-FOOT
093300-01-000	EA BOX-TOOL W/TRAY - 16" X 7" X 7 5"
000G11-08-16S	EA SCREW 8-16 X 1 00 PPH - OFF WHITE
085730-14-000	EA LATCH-PADDLE, W/O KEY LOCK - PLASTIC - OFF WHITE
092357-02-02A	EA HINGE-DOOR COMPARTMENT - 43 5" - OFF WHITE
077361-01-000	EA PLATE-PIVOT
077408-02-000	EA LOCK-KEY TYPE - KEY #082684-01-700
079566-04-000	EA LOCK ASM - KEY TYPE W/O KEYS - 1 90 OFF SET
077955-01-000	EA J CLIP-VINYL COATED 3 8"
067789-02-000	EA SOCKET LAMP
079090-01-000	EA CONNECTOR MOLDED 12 2 LEAD
090340-01-000	FT SEAL-FOAM, CLOSED CELL - 1/4" X 1/2" X 50'
100128-01-000	FT SEAL-PLE ADHESIVE BACK GRAY
076767-02-000	EA CABLE 1/16" X 16 5" STAINLESS STEEL
092965-01-000	EA BRACKET-POWER CORD
090506-01-000	EA LABEL "COMPARTMENT NOT SEALED"
079966-01-000	FT SEAL-ACCESS DOOR W/WRED U CHANNEL
098527-01-000	EA DOOR-CIRCUIT BREAKERS
FROM 09-19-89 THRU 00-00-00	
092522-01-000	EA DOOR-CIRCUIT BREAKERS
FROM 00-00-00 THRU 09-18-89	
098527-02-000	EA DOOR ASM FUSES
FROM 09-19-89 THRU 00-00-00	
086755-02-000	EA LATCH 1 4 TURN ROTARY PLAS
FROM 00-00-00 THRU 09-18-89	
093633-01-000	EA LATCH 1 4 TURN HANDLE
FROM 00-00-00 THRU 09-18-89	
098196-01-000	EA LATCH 1 4 TURN T BAR
FROM 09-19-89 THRU 00-00-00	

WINDOW, VENT & EXTERIOR DOOR GROUP (CONTINUED)



BACKWALL ESCAPE WINDOW

KEY PART NUMBER	U/M DESCRIPTION
1 087985-04-Y12	EA WINDOW-ESCAPE, W/O INSIDE FRAME - 30 2" X 46 8"
076650-04-000	EA FRAME-WINDOW INSIDE - BLACK
076337-05-000	EA GLASS-ESCAPE - 44 8" X 29"
3 002285-01-000	FT FILLER-WEATHER STRIP, RUBBER - BLACK
4 069640-07-000	FT SEALER-RIBBON, 2" X 3/32" - INCREMENTS OF 30"
5 002282-01-000	FT WEATHER STRIP-WINDOW, RUBBER - 125" - BLACK
006199-01-000	EA LABEL-EXIT, "ESCAPE WINDOW"
047731-01-000	EA LABEL-EMERGENCY EXIT

1990 ITASCA

TABLE OF CONTENTS

INTRODUCTION	A-01 - A-02
ABBREVIATIONS	A-03
ALPHABETICAL INDEX	A-04 - A-06
ICN25RC	A-07 - F-12
ICN27RT	F-13 - K-16

1990 ICN25RC INDEX

FLOOR PLAN	A-07 - A-08
ACCESSORIES	A-09 - A-20
BATH	A-21 - A-22
BEDROOM	A-23 - A-24
CHASSIS	B-01 - B-08
C/C & PAD	B-09 - B-18
DINETTE	B-19 - B-22
DRIVERS	B-23 - C-02
ELECTRICAL	C-03 - C-08
EXTERIOR BODY	C-09 - C-20
GALLEY	C-21 - D-06
HEATING & A/C	D-07 - D-12
INTERIOR FINISH	D-13 - D-16
LABEL	D-17 - E-02
LP	E-03
LOUNGE	E-04
SEALANTS & FASTENERS	E-05 - E-07
WATER & SEWAGE	E-08 - E-13
WINDOW, VENT AND EXTERIOR DOOR	E-14 - F-12

WINDOW, VENT & EXTERIOR DOOR GROUP (CONTINUED)

PASSENGER SLIDING WINDOW

KEY PART NUMBER	U/M DESCRIPTION
083703-01-Y10	EA WINDOW ASM-SINGLE SLIDER - W/O INSIDE FRAME
082665 01 Y10	EA FRAME ASM-WDO,INSIDE,SCREEN
000G39-06-16T	EA SCREW-SF/DR-6-20X1 00 PPH
002328-01-000	EA BLOCK-WINDOW-1/8X3/16X1
002389-03-209	EA EXTR-PDR BLK,GLS HLDR,29 57
007320-01-000	EA PAD-FELT-3/8 DIA
041928-02-000	FT SEAL-WDO-CHANNEL USE 3/16 GL
042077-01-000	FT CHANNEL-WDO-GLASS RUN 3/16
047369-01-000	EA LATCH-WDO-PLASTIC
047369-01-700	EA LATCH KIT-WINDOW,PLASTIC
050216-02-000	FT SPLINE-VINYL GLASS .19 BLK
050778-01-000	EA SCREW-1/4-14X3/8 HWY BLK
057656-12-000	EA GLASS- 19X30 43X15 70
073740-01-000	FT SEAL-FIN. 460 PILE HEIGHT
079824-01-000	FT SEAL-WEATHER,C-FOLD 500
FROM: 10-30-89 THRU: 99-99-99	
081980-11-000	EA GLASS-SLIDER 3 2X772 9X420 6
084170-09-000	EA MULLION-SLIDER,WINDOW BLACK

POWERED ROOF VENT

KEY PART NUMBER	U/M DESCRIPTION
090393-01-Y12	EA VENT-ROOF, POWERED W/O SCREEN
002825-01-000	EA WEATHER STRIP-ROOF VENT, GRAY
008195-01-000	EA SWITCH-ROOF VENT, PUSH BUTTON, 12V
008386-01-000	EA GROMMET-SNAP, 3/8"
009440-01-000	EA GEAR/ARM-VENT COVER, LIFT
015911-01-000	EA TRACK-LIFT ARM, SLIDE - ROOF VENT
048648-01-000	EA MOTOR-ROOF VENT, 1/8 SHAFT - 12V
048649-01-000	EA FAN-ROOF VENT, 6 BLADES - 6"
055218-01-000	EA COVER-ROOF VENT
051603-01-000	EA GROMMET-SNAP, 3/16 ID - 3/8 HOLE - PLASTIC - BLACK
052639-01-200	EA HINGE-EXTRUSION, ROOF VENT 7"
052639-01-001	EA HINGE-VENT COVER, 192"
078785-01-Y12	EA SCREEN-ROOF VENT, POWERED
002291-02-000	SF SCREENING-ROOF VENT/WINDOW, 16" - BLACK
002298-02-000	FT SPLINE-VENT/WINDOW SCREEN, 128 DIAMETER - BLACK
009439-01-000	EA CRANK HANDLE-ROOF VENT
009439-03-000	EA EXTENSION-CRANK HANDLE, ROOF VENT - 9"
005439-05-000	EA KNOB-CRANK, WINDOW AND ROOF VENT - BLACK
009439-07-000	EA SCREW-8-32X1 1/4 POH,BLACK

NON POWERED ROOF VENT

KEY PART NUMBER	U/M DESCRIPTION
090392-01-Y12	EA VENT-ROOF, NON POWERED W/O SCREEN
002825-01-000	EA WEATHER STRIP-ROOF VENT, GRAY
009440-01-000	EA GEAR/ARM-VENT COVER, LIFT
015911-01-000	EA TRACK-LIFT ARM, SLIDE - ROOF VENT
055218-01-000	EA COVER-ROOF VENT
052639-01-001	EA HINGE-VENT COVER, 192"
009439-01-000	EA CRANK HANDLE-ROOF VENT
009439-03-000	EA EXTENSION-CRANK HANDLE, ROOF VENT - 9"
078786-01-Y12	EA SCREEN-ROOF VENT, NON POWERED
002291-02-000	SF SCREENING-ROOF VENT/WINDOW, 16" - BLACK
002298-02-000	FT SPLINE-VENT/WINDOW SCREEN, 128 DIAMETER - BLACK

ROOF VENTS

KEY PART NUMBER	U/M DESCRIPTION
083558-03-000	EA VENT-PLUMBING PIPE ROOF, W/COVER - OFF WHITE
084073-03-000	EA COVER-ROOF VENT, NORCOLD REFRIGERATOR - OFF WHITE
084073-04-000	EA BASE-ROOF VENT, NORCOLD REFRIGERATOR - BLACK

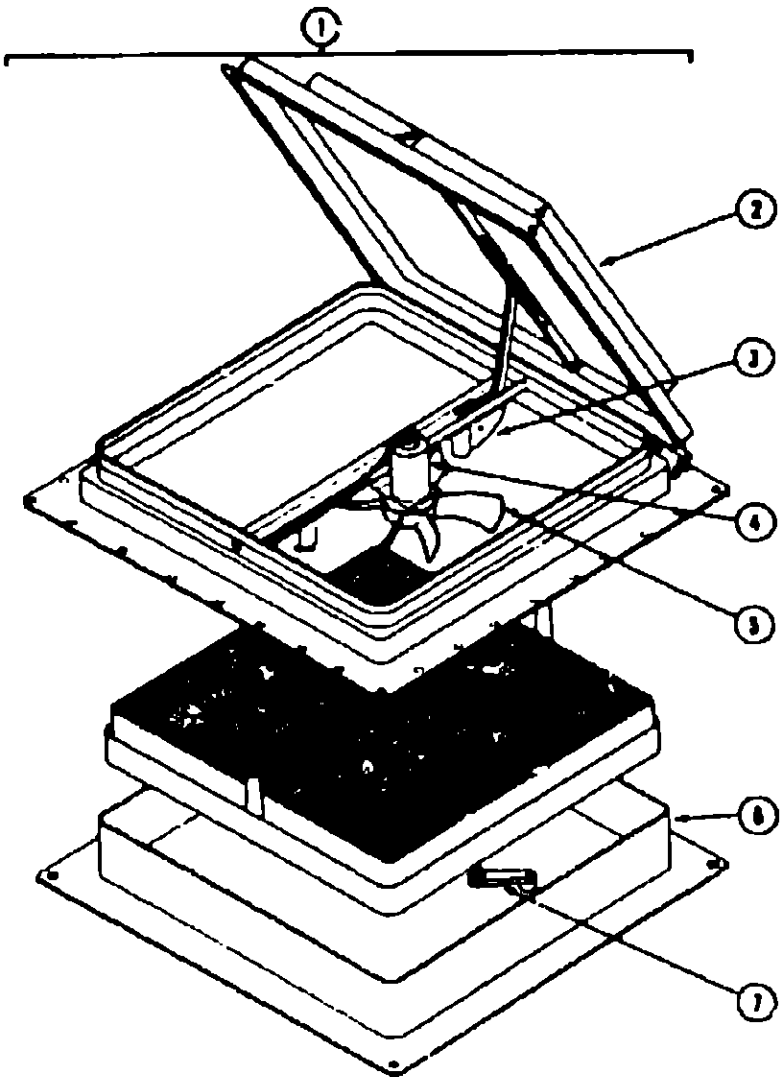
WINDOW, VENT & EXTERIOR DOOR GROUP (CONTINUED)

SIDEWALL VENT

KEY PART NUMBER	U/M DESCRIPTION
082698-02-01A	EA VENT-RANGE HOOD, WDOOR - OFF WHITE

ROOF VENT

KEY PART NUMBER	U/M DESCRIPTION
084079-06-000	EA VENT-CEILING,EXHAUST,PWR O/W
084079-01-700	EA VENT COVER
084079-01-701	EA SCREEN ASM WHITE
084079-01-703	EA CRANK,EXTERIOR
084079-01-7C4	EA FAN BLADE
084079-01-705	EA MOTOR
084079-01-706	EA 12 VOLT PLUG
084079-01-707	EA SAFETY SWITCH
084079-01-708	EA REVERSE SWITCH
084079-01-709	EA SWITCH ON & OFF (MAIN POWER)
084079-01-710	EA THERMOSTAT



CANADIAN EXPORT

KEY PART NUMBER	U/M DESCRIPTION
1 064469-08-000	EA VENT-ROOF, POWERED - 14" X 14" - 12V - CANADIAN
2 064469-03-702	EA LID-VENT WHITE
3 064469-03-706	EA LIFT MECHANISM
4 048548-01-000	EA MOTOR-ROOF VENT, 1/8 SHAFT - 12V
5 048649-01-000	EA FAN-ROOF VENT, 6 BLADES - 6"
6 064469-03-705	EA GARNISH, VENT 2 5 IN WIDE
7 009439-01-000	EA CRANK HANDLE-ROOF VENT

1990 ITASCA

TABLE OF CONTENTS

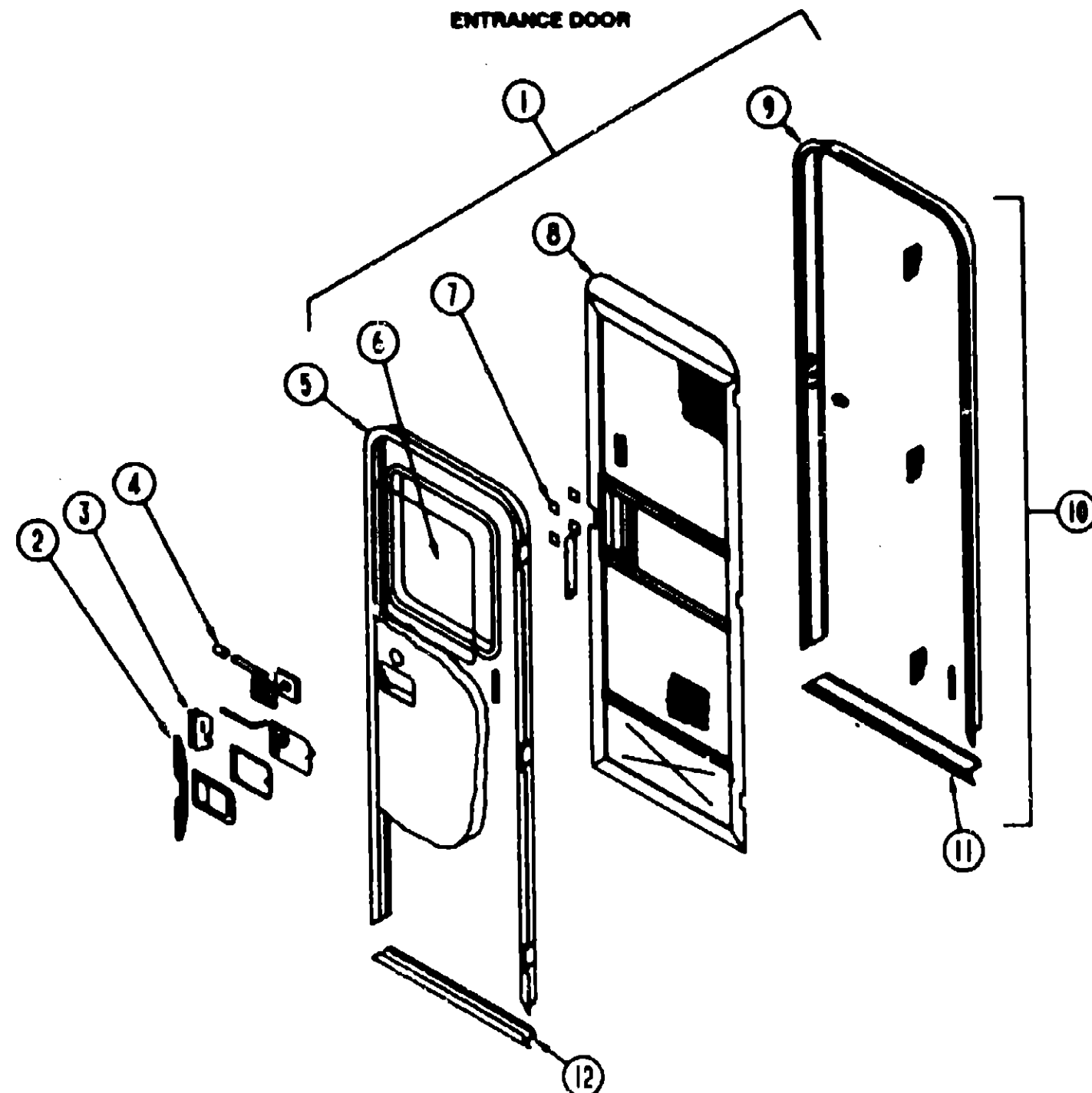
INTRODUCTION	A-01 -	A-02
ABBREVIATIONS		A-03
ALPHABETICAL INDEX	A-04 -	A-06
ICN25RC	A-07 -	F-12
ICN27RT	F-13 -	K-16

1990 ICN25RC INDEX

FLOOR PLAN	A-07 -	A-08
ACCESSORIES	A-09 -	A-20
BATH	A-21 -	A-22
BEDROOM	A-23 -	A-24
CHASSIS	B-01 -	B-08
C C & PAD	B-09 -	B-18
DINETTE	B-19 -	B-22
DRIVERS	B-23 -	C-02
ELECTRICAL	C-03 -	C-08
EXTERIOR BODY	C-09 -	C-20
GALLEY	C-21 -	D-06
HEATING & A/C	D-07 -	D-12
INTERIOR FINISH	D-13 -	D-16
LABEL	D-17 -	E-02
LP		E-03
LOUNGE		E-04
SEALANTS & FASTENERS	E-05 -	E-07
WATER & SEWAGE	E-08 -	E-13
WINDOW, VENT AND EXTERIOR DOOR	E-14 -	F-12

WINDOW, VENT & EXTERIOR DOOR GROUP (CONTINUED)

ENTRANCE DOOR



KEY PART NUMBER	U/M	DESCRIPTION
1 M01870-21-AE6	EA	DOOR-ENTRY, W/JAMB AND SCREEN DOOR (AE6, AE7) FROM 00-00-00 THRU 10-01-89
1 M01870-21-AE8	EA	DOOR-ENTRY, W/JAMB AND SCREEN DOOR (AE8) FROM 00-00-00 THRU 10-01-89
1 M01870-31-AE6	EA	DOOR-ENTRY, W/JAMB AND SCREEN DOOR (AE6, AE7) FROM 10-02-89 THRU 99-99-99
1 M01870-31-AE8	EA	DOOR-ENTRY, W/JAMB AND SCREEN DOOR (AE8) FROM 10-02-89 THRU 99-99-99
076054-D3-001	EA	SHEET-FIBERGLASS, 4' X 8' - OFF WHITE - FILON
088272-63-000	SF	PANELING-DECORATIVE - 4' X 7' - INCREMENTS OF 28 SF (AE6, AE7)
088272-62-000	SF	PANELING-DECORATIVE - 4' X 7' - INCREMENTS OF 28 SF (AE8)
000G11-08-12S	EA	SCREW, 8-18 X 3/4 PPH - OFF WHITE
000G39-08-08R	EA	SCREW-SF/DR-8-18X1/2 PPH
000G53-04-06B	EA	SCREW-MACH-1/4-20X3/8 PPH 2N
000G54-04-20B	EA	SCREW-1/4-20X1 1/4 PTH TYP 23
2 098173-01-03A	EA	STIFFENER-ENTRY DOOR, SUPPORTS LATCH/STRIKE AREA - OFF WHITE
2 098173-01-04A	EA	STIFFENER-ENTRY DOOR, SUPPORTS LATCH/STRIKE AREA - MILL
3 045017-11-000	EA	LATCH-PADDLE, MECHANISM W/LOCK CYLINDER & KEY - BLACK FROM 00-00-00 THRU 09-02-90
045017-11-700	EA	MASTER KEY, F SERIES
045017-11-701	EA	KEY BLANK, F1 SERIES
039539-01-000	EA	STRIKE-ENTRANCE DOOR LOCK
039540-01-000	EA	LATCH MECHANISM-HOOK, ENTRY DOOR - INTERIOR

WINDOW, VENT & EXTERIOR DOOR GROUP (CONTINUED)

ENTRANCE DOOR

KEY PART NUMBER	U/M	DESCRIPTION
038540-01-701	EA	KEY-MASTER-ATWOOD-DOOR-LOCK
039715-01-000	EA	NUT-SERT, 1/4" DIAMETER - 20 THREADS
4 039984-01-000	EA	CAP-ROUND DEADBOLT, VINYL - 28" ID X 62" LONG - BLACK
040944-01-000	EA	LABEL-ENTRANCE DOOR, "OPEN"
058806-01-000	EA	PLUG-TAPERED, FOR DEADBOLT - PLASTIC - 66" DIAMETER - RED
039738-01-000	EA	DEADBOLT-ROUND, J-SHAPED - INTERIOR USE ONLY FROM 00-00-00 THRU 09-02-90
101145-01-01A	EA	DEADBOLT-ENTRY DOOR, BLACK FROM 09-03-90 THRU 99-99-99
095229-01-700	EA	KEY ONLY-BLANK
101147-01-000	EA	BOLT-SECURITY, 4 1/2" BACKSET
039800-03-000	FT	TUBING-POLYBUTYLENE, 3/8" OD
039979-03-000	EA	COVER-INTERIOR LATCH, W/TRIP ARM - BLACK FROM 00-00-00 THRU 08-07-90
039979-04-000	EA	COVER-INTERIOR LATCH, W/TRIP ARM - RIGHT - BLACK FROM 08-08-90 THRU 99-99-99
081914-01-000	EA	BUMPER-RUBBER, ROUND - BLACK FROM 09-01-90 THRU 99-99-99
5 095276-01-01A	EA	FRAME-ENTRY DOOR, W/O BOTTOM - OFF WHITE
6 079733-04-T03	EA	WINDOW-PICTURE, W/O INSIDE FRAME - 17" X 25"
067609-27-000	EA	FRAME-WINDOW, INSIDE PICTURE - BLACK
067609-03-000	EA	FRAME-WINDOW, INSIDE PICTURE - BEIGE
002181-06-000	EA	GLASS-PICTURE WINDOW, 115" X 16 25" X 24"
087561-01-000	FT	SPLINE-GLASS, EXTERIOR - VINYL - BLACK
7 058025-02-000	EA	CLIP-ROLLER LATCH CATCH
063729-04-000	EA	RIVNUT, 10-32 UNF - 010-080
072893-01-000	EA	NUTSERT-M5 X 0, 8
075671-01-000	FT	SEAL-SPONGE, LAZY T SHAPE - WEATHERSTRIP ON ENTRY DOOR
075673-01-000	FT	SEAL-PILE, ADHESIVE BACK - GRAY
075908-01-000	EA	SCREW-MACH-10-32X 56PTH
7 009018-01-000	EA	CATCH-SCREEN DOOR ROLLER
009016-01-000	EA	CATCH-ELBOW, SPRING LOADED - SCREEN DOOR CATCH
8 079012 01 L01	EA	SCREEN DOOR ASM. FROM 00-00-00 THRU 10-01-89
8 079012 01-T03	EA	SCREEN DOOR ASM. FROM 10-02-89 THRU 99-99-99
002293-02-000	SF	SCREENING-WINDOW/DOOR, 26" - CHARCOAL
002294-01-000	FT	SPLINE-SCREENING, 135" X 138" - BLACK
002748-01-000	EA	CORNER KEY-DOOR
016454 01-000	EA	INSERT-SCREEN DOOR, CENTER - LEATHER GRAIN ALUMINUM - BEIGE
001014-01-013	EA	INSERT-CENTER, 024" X 10 25" X 16 31" - UNPAINTED ALUMINUM
050712-03-000	EA	HANDLE-SCREEN DOOR, UNPAINTED
078552-03-000	EA	KICK PANEL-SCREEN DOOR, LOWER INSERT - UNPAINTED
001014-01-016	EA	ALUMINUM-LEATHER GRAIN, 10 3" X 29 69" - UNFINISHED
078595-01-000	EA	TOP PLATE-SCREEN DOOR, CURVED TOP - 4 7" X 25 35"
078777-01-000	EA	CHANNEL-SLIDE, SCREEN DOOR CENTER SLIDER COVER
079086-02-000	EA	SLIDER-SCREEN DOOR, OFF WHITE
079087-02-000	EA	STRIKE-SLIDER, W/LP FOR ELBOW CATCH - 1 5" X 8 6" OFF WHITE
100412-01-000	EA	CATCH-SCREEN DOOR
9 095278-01-01A	EA	JAMB-DOOR, ENTRANCE - UNPAINTED
10 095277-02-01A	EA	JAMB-ENTRY DOOR, W/BOTTOM & ROLLER CATCH STRIKER - OFF WHITE
11 051049-01-000	EA	JAMB BOTTOM-ENTRY DOOR, BEIGE
079207-01-000	EA	STRIKER-ROLLER CATCH, WELDED TO DOOR JAMB - 4" X 1 15"
097724-01-02A	EA	HINGE-ENTRY DOOR, OFF WHITE
079361-08-000	EA	HINGE-ENTRANCE DOOR FROM 00-00-00 THRU 10-01-89
097724-01-04A	EA	HINGE-ENTRY DOOR, UNPAINTED FROM 10-02-89 THRU 99-99-99
12 089748-01-000	EA	FRAME-BOTTOM ENTRY DOOR, OFF WHITE
090340-01-000	FT	SEAL-FOAM, CLOSED CELL - 1/4" X 1/2" X 50'
091968-03-000	FT	TAPE-ADHESIVE, .04" X 1" WIDE
100128-02-000	FT	SEAL-PILE, ADHESIVE BACK - SCREEN DOOR - GRAY
093966-01-02A	EA	GARNISH-RADIUS, ENTRANCE DOOR - ALUMINUM - OFF WHITE
044582-02-000	EA	CAP-DRIP ENTRY DOOR ALUMINUM, OFF WHITE
100312-01-000	EA	SWITCH-DOOR JAMB, ELECTRIC ENTRY STEP
041546-06-000	EA	BRACKET - DOOR ANGLE - OFF WHITE
085774-01-000	FT	FASTENER - DUAL LOCK, HOOK 1" WIDE
085774-02-000	FT	FASTENER - DUAL LOCK, LOOP 1" WIDE

1990 ITASCA TABLE OF CONTENTS

INTRODUCTION	A-01 - A-02
ABBREVIATIONS	A-03
ALPHABETICAL INDEX	A-04 - A-06
ICN25RC	A-07 - F-12
ICN27RT	F-13 - K-16

1990 ICN25RC INDEX

FLOOR PLAN	A-07 - A-08
ACCESSORIES	A-09 - A-20
BATH	A-21 - A-22
BEDROOM	A-23 - A-24
CHASSIS	B-01 - B-08
C & C PAD	B-09 - B-18
DINETTE	B-19 - B-22
DRIVERS	B-23 - C-02
ELECTRICAL	C-03 - C-08
EXTERIOR BODY	C-09 - C-20
GALLEY	C-21 - D-06
HEATING & A/C	D-07 - D-12
INTERIOR FINISH	D-13 - D-16
LABEL	D-17 - E-02
LP	E-03
LOUNGE	E-04
SEALANTS & FASTENERS	E-05 - E-07
WATER & SEWAGE	E-08 - E-13
WINDOW, VENT AND EXTERIOR DOOR	E-14 - F-12

WINDOW, VENT & EXTERIOR DOOR GROUP (CONTINUED)

DRIVERS DOOR & COMPONENTS

KEY PART NUMBER	U/M	DESCRIPTION
M97816-01-AE6	EA	DOOR-DRIVER, MANUAL - TIPOUT
M97816-03-AE6	EA	DOOR-DRIVER, POWER - TIPOUT WINDOW
M97816-04-AE6	EA	DOOR-DRIVER, POWER - STATIONARY WINDOW
097278-01-AE6	EA	JAMB-DOOR
084882-14-000	EA	PANEL-FRP,PBD/F'G.OFF WHITE 83 34" X 365.35"
092753 01 Y10	EA	FRAME ASM-WINDOW,OUTER
089454-02-000	EA	CHANNEL-GLASS RUN, TOP - BLACK
092446-02-000	EA	GLASS-DOOR, ROLL UP - 27.5" X 26.3"
082472 03 000	EA	CHANNEL-GLASS RETAINER
097207-01-03A	EA	HINGE-CONTINUOUS, OFF WHITE
092752 01 Y10	EA	FRAME ASM-WINDOW,INNER
092970-01-000	EA	GLASS-TIPOUT, 4 5" X 27.9"
092997-01-000	EA	GLASS-STATIONARY, POWER WINDOW - 4 6" X 28"
092832 02 Y10	EA	FRAME ASM-WINDOW,TIPOUT
092752-01-Y10	EA	FRAME WINDOW, TIPOUT - INNER - 23 6" X 28"
000039-04-008	EA	NUT-HEX, SER FLG LK 1/4 - 20 ZN
000E13-11-008	EA	WASHER-FL, 3/16" WIDE ZN
063729-01-000	EA	RIVNUT, 1/4 X 20 UNC - 030-125
064219-01-000	EA	RETAINER-CHECK STRAP, DRIVER DOOR
068927-03-000	EA	SEAL-WINDOW, RUBBER - ROUND - .80" DIA - BLACK
068938-03-000	EA	BEARING-.38"ID, SNAP IN
075671-01-000	FT	SEAL-SPONGE, LAZY T SHAPE - WEATHERSTRIP ON ENTRY DOOR
081908-01-000	EA	SCREW-MACH 6-32X 62 W/W LOCK
081910-02-000	EA	CHANNEL-WINDOW, SLIDING
081912-01-000	EA	WEATHERSTRIP-RIGID, BLACK
081912-02-000	EA	WEATHERSTRIP-RIGID
084067-01-000	FT	SEAL-E SHAPED, SPONGE - TIPOUT WINDOW - 4" X 4" - BLACK
088473-08-000	EA	HOUSING-PIN, 4 POSITION
090340-01-000	FT	SEAL-FOAM, CLOSED CELL - 1/4" X 1/2" X 50'
091255-02-000	FT	SEAL-ADHESIVE BACKED FOAM, 1 5' X 18"
091968-03-000	FT	TAPE-ADHESIVE, .04" X 1" WIDE
093144-01-000	EA	CONDUIT-WIRE, GM# 15592046
095954-01-Y12	EA	SCREEN-SINGLE TIPOUT, 1 RADIUS CORNER - 6" X 29 2"
096809-01-000	EA	BRACKET-DEADBOLT
097367-01-000	EA	BRACKET-SUPPORT, DOOR LOCK
098030-01-000	EA	STRAP-CHECK, DRIVER DOOR - BLACK
100028-01-000	FT	TAPE-ADHESIVE, FOAM - 75" X 216'
092628 01 01A	EA	MULLION-DOOR/WINDOW BLACK
103413 01 01A	EA	GARNISH-DRIVERS DOOR O/W
FROM 11-26-90 THRU 99-99-99		
M97816-02-AE6	EA	DOOR-DRIVER, MANUAL - STATIONARY WINDOW
082240-03-000	EA	CHANNEL - GLASS RUN, BLOCK
092606-01-000	EA	BRACKET - WINDOW OPERATOR, UPPER
092607-01-000	EA	BRACKET - WINDOW OPERATOR, MIDDLE
092608-01-000	EA	ANGLE - WINDOW OPERATOR, LOWER

WINDOW, VENT & EXTERIOR DOOR GROUP (CONTINUED)

DRIVERS DOOR & COMPONENTS CONT

KEY PART NUMBER	U/M	DESCRIPTION
097875-01-01A	EA	THRESHOLD-CAB DOOR - 26.5" - BLACK
092893 02 01A	EA	LINER-STEP BOX,BLACK PLASTIC
103382 02 000	EA	REGULATOR ASM-PWR WDO.91N
093634-01-000	EA	REGULATOR-WINDOW, DRIVER
092988-01-000	EA	REGULATOR-POWER WINDOW
092986-01-710	EA	MOTOR-POWER WINDOW, DRIVER DOOR
081911-01-000	FT	TAPE-GLASS SETTING, 1/16" X 1 5"
092928-01-000	EA	ROD-LOCK, INSIDE OF DOOR
092928-04-000	EA	ROD-LOCK, INSIDE OF DOOR
092928-03-000	EA	ROD-RELEASE, INSIDE OF DOOR
092927-05-000	EA	CLIP - ROD END RIGHT LATCH-DRIVER'S DOOR
092927-08-000	EA	CLIP - ROD END LEFT LATCH-DRIVER'S DOOR
092927 01 000	EA	LATCH-DRIVER'S DOOR,OUTSIDE
FROM 00-00-00 THRU 06-24-90		
102235-01-01A	EA	LATCH-OUTSIDE, DRIVER DOOR - BLACK
FROM 06-25-90 THRU 99-99-99		
092927 04 000	EA	LATCH-DRIVER'S DOOR,LATCH
045017-11-700	EA	MASTER KEY,F SERIES
045017-11-701	EA	KEY BLANK,F1 SERIES
083223-01-700	EA	KEY-BLANK
M97748-01-02A	EA	PANEL-DOOR, INTERIOR - PLASTIC - SLATE GRAY
081903-02-000	EA	SHAFT-MOUNTING, KNOB
081905-02-000	EA	KNOB-SLIDE BOLT, BLACK
081906-02-000	EA	BOLT-SLIDE
092927-04-000	EA	LATCH-DRIVER DOOR, MECHANISM
094575-01-000	EA	CRANK-HAND, GLASS LIFT
088246-01-000	EA	SWITCH-REMOTE, MIRROR
087695-01-000	EA	SWITCH-HEATER, MIRROR
061400-04-000	EA	STRAP-ASSIST, 12" - BLACK W/WOODGRAIN SCREW COVERS
092927 02 000	EA	LATCH-DRIVER'S DOOR,INSIDE
FROM 00-00-00 THRU 90-06-24		
102237-01-01A	EA	LATCH-DRIVER DOOR, INSIDE - BLACK
FROM 06-25-90 THRU 99-99-99		
093132-01-000	EA	SWITCH-POWER WINDOW
077000-01-000	EA	SOCKET ASM-W/B" PIGTAIL LEADS
077026-01-000	EA	LENS-COURTESY LIGHT, CLEAR
079370-04-000	FT	COVER-SCREW, WINDOW - VINYL - BLACK
080734-02-000	EA	CLIP-WIRE, NYLON
081243-02-000	EA	CLIP-SCREEN, PLASTIC - BLACK
035302 01 000	EA	OPERATOR-SLANT-TORQUE RT
089913 01 000	EA	HINGE-TIPOUT WDO,BLACK
092628 01 01A	EA	MULLION-DOOR/WINDOW BLACK
092632 02 Y10	EA	FRAME ASM-WINDOW,TIPOUT
095889 02 000	EA	BRACKET-TORQUE TUBE/OPER
095954 01 Y12	EA	SCREEN ASM-SINGLE TIPOUT
086259-04-000	EA	MIRROR-REMOTE HEAT, PRE-WIRED - PASSENGER
086259-04-700	EA	GLASS ONLY CONVEX HEATED RH
086259-04-701	EA	GLASS ONLY FLAT HEATED RH
086259-05-000	EA	MIRROR-REMOTE HEAT, PRE-WIRED - DRIVER
086259-05-700	EA	GLASS-MIRROR, HEATED CONVEX - DRIVER SIDE
086259-05-701	EA	GLASS-MIRROR, HEATED FLAT - DRIVER SIDE
086260-03-000	EA	MIRROR ARM & MOUNTING HARDWARE
086284-01-000	EA	SPRING-COMPRESSION, 44" LONG X 36"OD
097308-01-02A	EA	COVER - MAP POCKET, SLATE GRAY
097279-01-02A	EA	FRAME-DOOR,REAR OUTER,O/W/HY
097280-01-02A	EA	FRAME-DOOR,FRT,OTR 1488 O/W
064184 05 000	EA	CAP-DRIP,CAB DOOR LH,O/W

1990 ITASCA

TABLE OF CONTENTS

INTRODUCTION	A-01 -	A-02
ABBREVIATIONS		A-03
ALPHABETICAL INDEX	A-04 -	A-06
ICN25RC	A-07 -	F-12
ICN27RT	F-13 -	K-16

1990 ICN25RC INDEX

FLOOR PLAN	A-07 -	A-08
ACCESSORIES	A-09 -	A-20
BATH	A-21 -	A-22
BEDROOM	A-23 -	A-24
CHASSIS	B-01 -	B-08
C C & PAD	B-09 -	B-18
DINETTE	B-19 -	B-22
DRIVERS	B-23 -	C-02
ELECTRICAL	C-03 -	C-08
EXTERIOR BODY	C-09 -	C-20
GALLEY	C-21 -	D-06
HEATING & A/C	D-07 -	D-12
INTERIOR FINISH	D-13 -	D-16
LABEL	D-17 -	E-02
LP		E-03
LOUNGE		E-04
SEALANTS & FASTENERS	E-05 -	E-07
WATER & SEWAGE	E-08 -	E-13
WINDOW, VENT AND EXTERIOR DOOR	E-14 -	F-12

WINDOW, VENT & EXTERIOR DOOR GROUP (CONTINUED)

DRIVER DOOR W/POWERED WINDOW AND MIRROR OPTION L28P

KEY PART NUMBER	U/M DESCRIPTION
M97818-03-AE8	EA DOOR-DRIVER, POWER - TIPOUT WINDOW
M97748-01-02A	EA PANEL-DOOR, INTERIOR - PLASTIC - OFF WHITE
C00G11-07-088	EA SCREW, 7-19 X 1/2 PPH - ZN
097308-01-02A	EA COVER-MAP POCKET, OFF WHITE
000D39-04-008	EA NUT-HEX, SER FLG LK 1/4 - 20 ZN
000E13-11-008	EA WASHER-FL, 3/16" WIDE ZN
000G11-10-12D	EA SCREW, 10-16 X 3/4 PPH - BLACK
000G19-10-088	EA SCREW-MACH, 10-32 X 1/2 PPH ZN
000G39-08-068	EA SCREW-SF/DR, 8-18 X 3/8 PPH ZN
000G39-10-12D	EA SCREW-SF/DR, 10-16 X 3/4 PPH - BLACK
000G50-04-128	EA SCREW-MACH, 1/4-20 X 3/4 PPH ZN
000G54-04-208	EA SCREW-1/4-20X11/4 PTH TYP 23
061400-04-000	EA STRAP-ASSIST, 12" - BLACK W/WOODGRAIN SCREW COVERS
063729-01-000	EA RIVNUT, 1/4 X 20 UNC - 030-125
064219-01-000	EA RETAINER-CHECK STRAP, DRIVER DOOR
068927-03-000	EA SEAL-WINDOW, RUBBER - ROUND - 80" DIA - BLACK
068938-03-000	EA BEARING-38"ID, SNAP IN
075671-01-000	FT SEAL-SPONGE, LAZY T SHAPE - WEATHERSTRIP ON ENTRY DOOR
100028-01-000	FT TAPE-ADHESIVE, FOAM - 75" X 216"
077000-01-000	EA SOCKET ASM-W/8" PIGTAIL LEADS
077026-01-000	EA LENS-COURTESY LIGHT, CLEAR
079370-04-000	FT COVER-SCREW, WINDOW - VINYL - BLACK
080734-02-000	EA CLIP-WIRE, NYLON
081903-02-000	EA SHAFT-MOUNTING, KNOB
081905-02-000	EA KNOB-SLIDE BOLT, BLACK
081906-02-000	EA BOLT-SLIDE
081908-01-000	EA SCREW-MACH 6-32X 62 W/NYLOCK
081910-02-000	EA CHANNEL-WINDOW, SLIDING
081911-01-000	FT TAPE-GLASS SETTING, 1/16" X 1 5"
081912-02-000	EA WEATHERSTRIP-RIGID
084067-01-000	FT SEAL-E SHAPED, SPONGE - TIPOUT WINDOW - 4" X 4" - BLACK
086284-01-000	EA SPRING-COMPRESSION, 44" LONG X 36"OD
087695-01-000	EA SWITCH-HEATER, MIRROR
088246-01-000	EA SWITCH-REMOTE, MIRROR
089454-02-000	EA CHANNEL-GLASS RUN, TOP - BLACK
090340-01-000	FT SEAL-FOAM, CLOSED CELL - 1/4" X 1/2" X 50"
091255-02-000	FT SEAL-ADHESIVE BACKED FOAM, 1 5" X 18"
091968-03-000	FT TAPE-ADHESIVE, 04" X 1" WIDE
092446-02-000	EA GLASS-DOOR, ROLL UP - 27 5" X 26 3"
092752-01-Y10	EA FRAME-WINDOW, TIPOUT - INNER 23 6" X 28"
000G39-08-088	EA SCREW-SF/DR, 8-18 X 1/2 PPH ZN
081912-01-000	EA WEATHERSTRIP-RIGID, BLACK
092845-01-000	EA WIRE ASSEMBLY-DRIVER DOOR CONTROL PANEL
088473-08-00C	EA HOUSING-PIN, 4 POSITION
093144-01-000	EA CONDUIT-WIRE, GM# 15592046
092927-01-000	EA LATCH-DRIVER DOOR, OUTER
FROM 00-00-00 THRU 06-24-90	
092927-01-700	EA LOCK-LEVER, BLACK
092927-01-701	EA LOCK-LEVER, CHROME
092927-01-702	EA CYLINDER-KEY, W/KEY
083223-01-700	EA KEY-BLANK
102235-01-01A	EA LATCH-OUTSIDE, DRIVER DOOR - BLACK
FROM 06-25-90 THRU 99-99-99	
045017-11-700	EA MASTER KEY F SERIES
045017-11-701	EA KEY-BLANK, F1 SERIES
092927-02-000	EA LATCH-DRIVER DOOR, INSIDE
FROM 00-00-00 THRU 06-24-90	
102237-01-01A	EA LATCH-INSIDE, DRIVER DOOR - BLACK
FROM 06-25-90 THRU 99-99-99	
092927-04-000	EA LATCH-DRIVER DOOR, MECHANISM
092927-05-000	EA LATCH-DRIVER DOOR, ROD END - RH
092927-06-000	EA LATCH-DRIVER DOOR, ROD END - LEFT

WINDOW, VENT & EXTERIOR DOOR GROUP (CONTINUED)

DRIVER DOOR W/POWERED WINDOW AND MIRROR OPTION L28P

KEY PART NUMBER	U/M DESCRIPTION
082928-01-000	EA ROD-LOCK, INSIDE OF DOOR
082928-03-000	EA ROD-RELEASE, INSIDE OF DOOR
082928-04-000	EA ROD-LOCK, INSIDE OF DOOR
082970-01-000	EA GLASS-TIPOUT, 4 5" X 27 9"
082996-01-000	EA REGULATOR-POWER WINDOW
082996-01-710	EA MOTOR-POWER WINDOW, DRIVER DOOR
082996-01-711	EA TAPE DRIVE
093132-01-000	EA SWITCH-POWER WINDOW
095954-01-Y12	EA SCREEN-SINGLE TIPOUT, 1 RADIUS CORNER - 6" X 29 2"
096809-01-000	EA BRACKET-DEADBOLT
097207-01-03A	EA HINGE-CONTINUOUS, OFF WHITE
097278-01-AE6	EA JAMB-DOOR
055278-01-001	FT TUBING-STEEL, 75" X 1 5" X 288"
097367-01-000	EA BRACKET-SUPPORT, DOOR LOCK
077517-52-000	EA FIBERGLASS-SHEET, 29 7" X 27 9" - BEIGE - FLAT
098030-01-000	EA STRAP-CHECK, DRIVER DOOR - BLACK
086259-04-000	EA MIRROR-REMOTE HEAT, PRE-WIRED - PASSENGER
086259-04-700	EA GLASS ONLY CONVEX HEATED RH
086259-04-701	EA GLASS ONLY FLAT HEATED RH
086260-03-000	EA MIRROR ARM & MOUNTING HARDWARE
086259-05-000	EA MIRROR-REMOTE HEAT, PRE-WIRED - DRIVER
086259-05-700	EA GLASS ONLY CONVEX HEATED LH
086259-05-701	EA GLASS ONLY FLAT HEATED LH
092880-01-000	EA WIRE-INSTRUMENT PANEL, REMOTE MIRROR
100240-01-000	EA SPLINE-SCREEN,T

1990 ITASCA

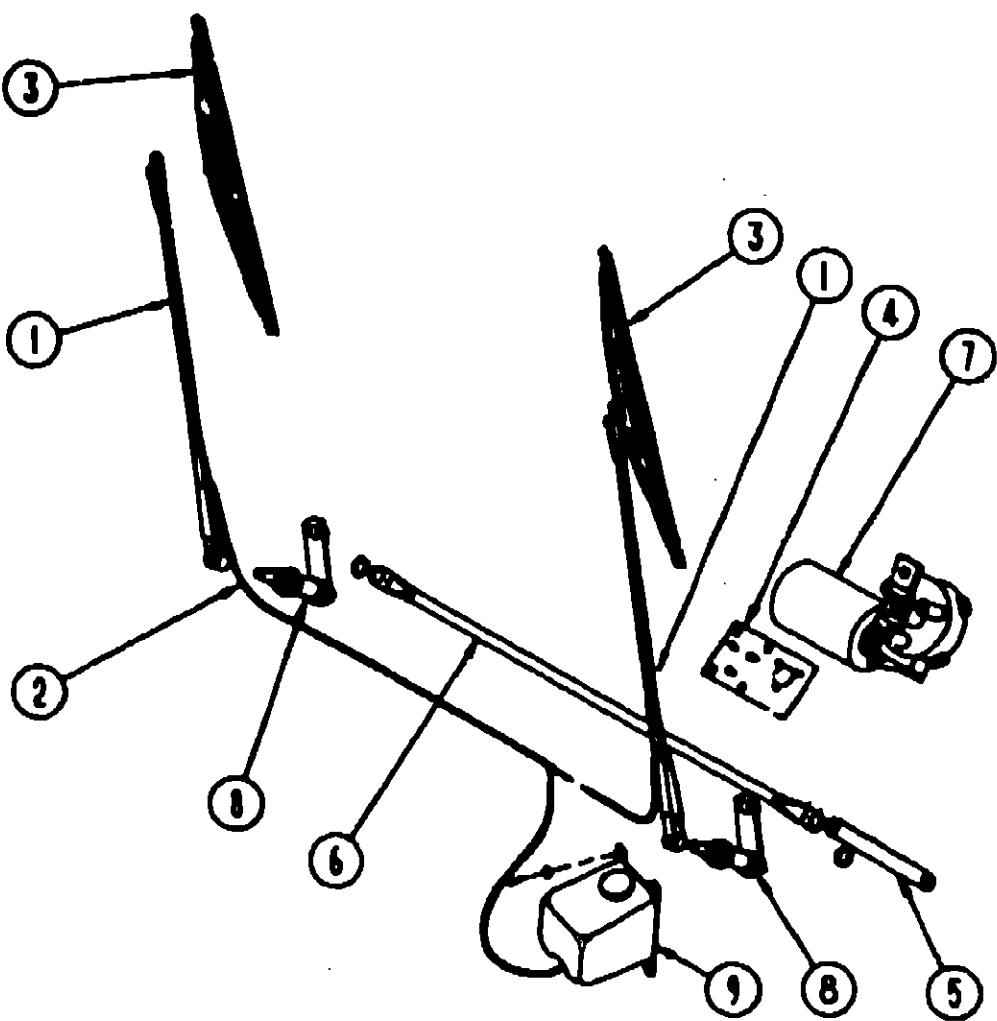
TABLE OF CONTENTS

INTRODUCTION	A-01 -	A-02
ABBREVIATIONS		A-03
ALPHABETICAL INDEX	A-04 -	A-06
ICN25RC	A-07 -	F-12
ICN27RT	F-13 -	K-16

1990 ICN25RC INDEX

FLOOR PLAN	A-07 -	A-08
ACCESSORIES	A-09 -	A-20
BATH	A-21 -	A-22
BEDROOM	A-23 -	A-24
CHASSIS	B-01 -	B-08
C C & PAD	B-09 -	B-18
DINETTE	B-19 -	B-22
DRIVERS	B-23 -	C-02
ELECTRICAL	C-03 -	C-08
EXTERIOR BODY	C-09 -	C-20
GALLEY	C-21 -	D-06
HEATING & A/C	D-07 -	D-12
INTERIOR FINISH	D-13 -	D-16
LABEL	D-17 -	E-02
LP		E-03
LOUNGE		E-04
SEALANTS & FASTENERS	E-05 -	E-07
WATER & SEWAGE	E-08 -	E-13
WINDOW, VENT AND EXTERIOR DOOR	E-14 -	F-12

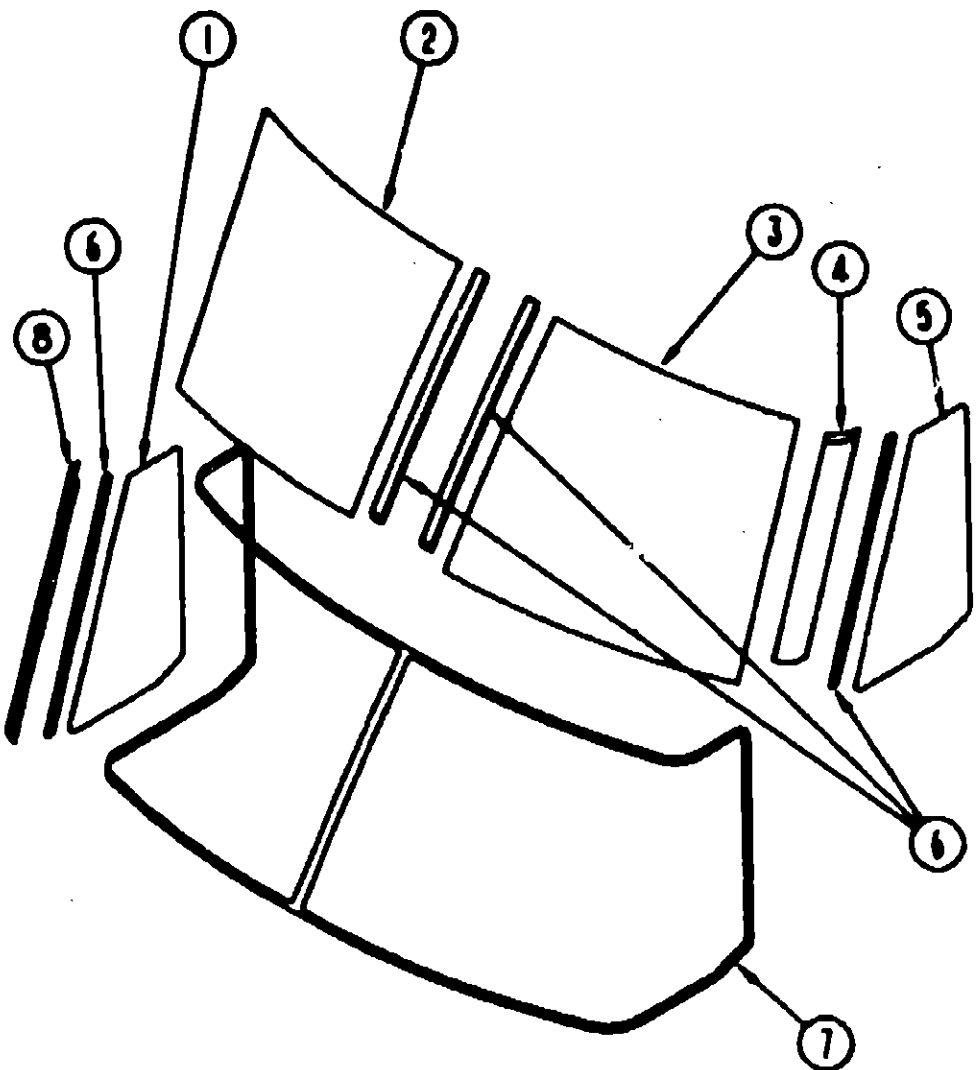
WINDOW, VENT & EXTERIOR DOOR GROUP (CONTINUED)



WIPER COMPONENTS

KEY PART NUMBER	U/M DESCRIPTION
1 072472-01-000	EA ARM-WIPER,PANTOGRAPH,29 0" FROM: 00-00-00 THRU: 10-02-89
1 095963-01-000	EA ARM-WIPER, PANTOGRAPH - 28" FROM: 10-03-89 THRU: 99-99-99
2 045794-01-000	FT HOSE-WASHER, WINDSHIELD - 5/32" ID - BLACK
3 049464-03-000	EA BLADE-W/S WIPER,20 IN FROM: 00-00-00 THRU: 10-02-89
3 049464-03-700	EA REFILL WIPER BLADE, 20" FROM: 10-03-89 THRU: 99-99-99
3 095964-01-000	EA BLADE-WIPER, 24"
4 092334-01-000	EA BRACKET-WIPER,MOTOR
5 067193-02-000	EA LINK-CONNECTING, PASSENGER - 9 2" . W/BUSHINGS
6 067192-01-000	EA LINK-DRIVER CONNECTING, W/BLACK BUSHING - 37 85"
7 096381-01-000	EA MOTOR-WIPER, FRONT
8 096505-01-000	EA PIVOT SHAFT
067190-01-701	EA KNURL DRIVER
096526-01-000	EA SCREW-HEX, 1/4 - 28 UNF
9 056000-02-000	EA WASHER-WINDSHIELD, BOTTLE & PUMP
056000-01-700	FT VACUUM HOSE 7/64 - 5/32
041791-01-000	FT SEAL-VINYL, FLEX U-CHANNEL
061603-01-000	EA GROMMET-SNAP, 3/16 ID - 3/8 HOLE - PLASTIC - BLACK
071015-21-000	EA GROMMET- 50"ID, FITS 19" MATERIAL, RUBBER- SPLIT
077049-01-000	EA NUT-ACORN, 10-32 ALUMINUM
077048-01-000	EA SHAFT-ADAPTER, WINDSHIELD PANTOGRAPH ARM
091206-02-000	EA CONTROL-WIPER
067188-01-000	EA STUD-CRANK,WIPER

WINDOW, VENT & EXTERIOR DOOR GROUP (CONTINUED)



WINDSHIELDS, TRIMS & MOLDINGS

KEY PART NUMBER	U/M DESCRIPTION
1 091953-03-000	EA GLASS-CORNER VENT, PASSENGER
2 091215-01-000	EA GLASS-WINDSHIELD, PASSENGER
3 091215-02-000	EA GLASS-WINDSHIELD, DRIVER
4 091901-02-000	EA TRIM-A-PILLAR, DR - BETWEEN WINDSHIELD & VENT GLASS - BLK
5 091953-04-000	EA GLASS-CORNER VENT, DRIVER
6 098788-01-000	EA CHANNEL-RIGID, WINDSHIELD - 38" - PVC
7 091906-01-000	EA MOLDING-REVEAL, WINDSHIELD - SURROUNDS BOTH WINDSHIELDS
8 091901-01-000	EA TRIM-A-PILLAR, PASS - BETWEEN WINDSHIELD & VENT GLASS - BLK
002328-02-000	EA BLOCK-WINDSHIELD, 062" X 5" X 98"
091959-01-000	EA FRAME-WINDSHIELD, LOWER - INNER - PASSENGER
091969-02-000	EA FRAME-WINDSHIELD, LOWER - INNER - DRIVER
040921-04-000	EA NUT-SPEED, U TYPE - NO 8 - 59" LENGTH X 44" WIDTH
040921-05-000	EA NUT-SPEED, U TYPE - NO 8 - 67" LENGTH X 44" WIDTH
040921-06-000	EA NUT-SPEED, U TYPE - NO 8 - 57" LENGTH X 63" WIDTH

1990 ITASCA
TABLE OF CONTENTS

INTRODUCTION	A-01 - A-02
ABBREVIATIONS	A-03
ALPHABETICAL INDEX	A-04 - A-06
ICN25RC	A-07 - F-12
ICN27RT	F-13 - K-16

1990 ICN25RC INDEX

FLOOR PLAN	A-07 - A-08
ACCESSORIES	A-09 - A-20
BATH	A-21 - A-22
BEDROOM	A-23 - A-24
CHASSIS	B-01 - B-08
C C & PAD	B-09 - B-18
DINETTE	B-19 - B-22
DRIVERS	B-23 - C-02
ELECTRICAL	C-03 - C-08
EXTERIOR BODY	C-09 - C-20
GALLEY	C-21 - D-06
HEATING & A/C	D-07 - D-12
INTERIOR FINISH	D-13 - D-16
LABEL	D-17 - E-02
LP	E-03
LOUNGE	E-04
SEALANTS & FASTENERS	E-05 - E-07
WATER & SEWAGE	E-08 - E-13
WINDOW, VENT AND EXTERIOR DOOR	E-14 - F-12