

1990 ICF22EC

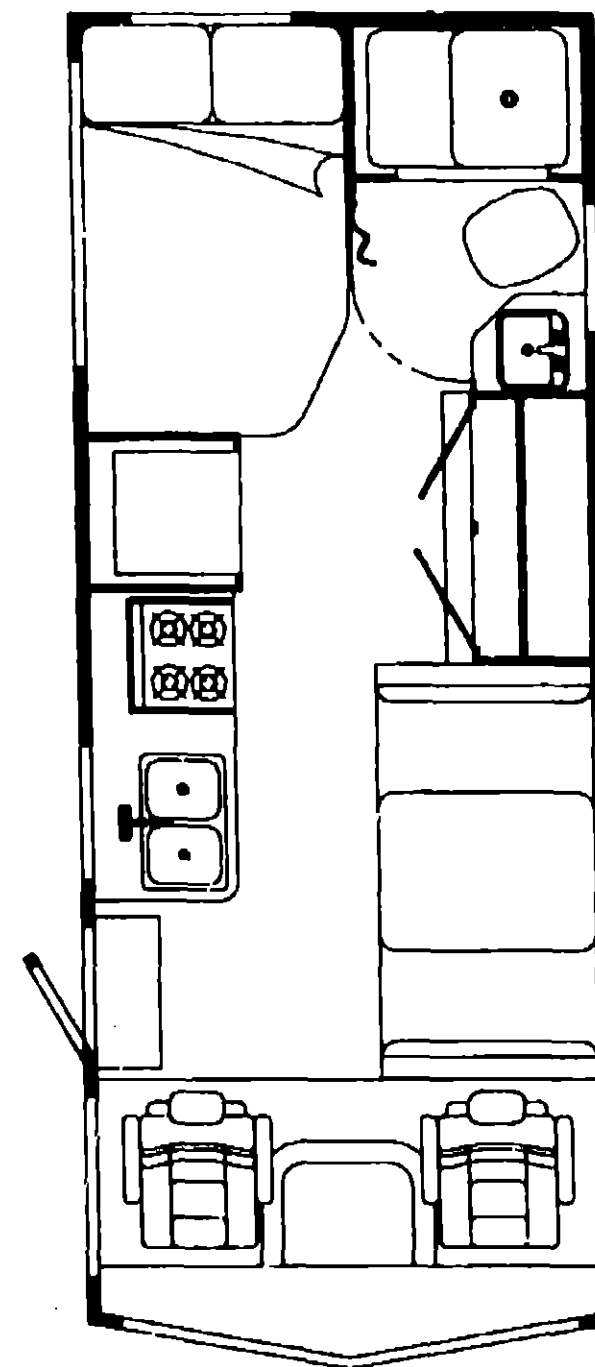


TABLE OF CONTENTS

INTRODUCTION	A-01 - A-04
ICF22EC	A-05 - D-14
ICF27EU	D-15 - H-14

1990 ICF22EC INDEX

FLOOR PLAN	A-05 - A-06
ACCESSORIES	A-07 - A-09
BATH	A-10 - A-13
BEDROOM	A-14
CHASSIS	A-15 - A-18
C C & PAD	A-19 - B-02
DINETTE	B-03 - B-04
DRIVERS	B-05 - B-08
ELECTRICAL	B-09 - B-12
EXTERIOR BODY	B-13 - B-18
GALLEY	B-19 - C-01
HEATING & A/C	C-02 - C-08
INTERIOR FINISH	C-09 - C-10
LABEL	C-11
LP	C-12
SEALANTS & FASTENERS	C-13 - C-14
WATER & SEWAGE	C-15 - C-19
WINDOW, VENT AND EXTERIOR DOOR	C-20 - D-14

ACCESSORIES GROUP
COVER WHEEL, 16" - OPTION (OPT 191)

KEY PART NUMBER	U/M DESCRIPTION
003181-01-700	EA COVER WHEEL, 16" - 1 ONLY
SPARE TIRE W/CARRIER & COVER	
KEY PART NUMBER	U/M DESCRIPTION
098855-01-AA3	EA COVER - TIRE, VINYL - WHITE
040546-03-000	EA TIRE-7.50" X 16", 8 PLY - POLYESTER - GOODRICH - TUBE TYPE
089359-01-000	EA WHEEL-STEEL, 16" X 6"K - 8 HOLE - OFF WHITE
000C12-08-248	EA BOLT-HEX, 1/2"-13 X 1 1/2" - ZN 5
077411-01-000	EA ROD-RETAINING, SPARE TIRE
050273-02-000	EA TIRE-7.50R16.0 LRD,XCA,T8
	FROM: 00-00-00 THRU: 02-11-90
083425-05-000	EA TIRE-LT235/85R16 LRE
	FROM: 02-12-90 THRU: 99-99-99
051377-01-000	EA STEM-VALVE
079027-01-000	EA BRACKET-SPARE TIRE CARRIER

FRONT AIRSHOCKS & REAR AIR BAGS (OPT 64C)

KEY PART NUMBER	U/M DESCRIPTION
079942-01-000	EA SHOCK ABSORBER-STABILIZER, FRONT - 4-WAY
084086-01-000	EA AIRSPRING-BELLOWS, REAR AXLE - FIRESTONE# MHA224
084086-01-700	EA AIRSPRING-BELLOWS, AIR BAG ONLY - FIRESTONE# MHA224
084086-01-701	EA TUBING-DOT 1/4 X 18" - FIRESTONE# 21-0938
084086-01-702	EA BOLT-RIBBED NECK, 3/8 -24 X 2.5 FIRESTONE# 21-0829
084086-01-703	EA INFLATING VALVE-DOT 1/4 TUBING, FIRESTONE# 21-0931
084086-01-704	EA ELBOW CONNECTOR, FIRESTONE# 21-0935
084086-01-705	EA TUBING PROTECTORS, FIRESTONE# 21-0899
084086-01-706	EA BRACKET-UPPER TO FRAME, FIRESTONE# 21-0150
084086-01-707	EA BRACKET-LOWER, TOP - FIRESTONE# 21-1162
084086-01-708	EA AIRLINE SERVICE KIT, FIRESTONE# W21-760-2012
084086-01-709	EA HEAT SHIELD, FIRESTONE# 21-1004
084086-03-000	EA BRACKET-AXLE, P30 CHASSIS - FIRESTONE# W21-760-2044

ACCESSORIES GROUP (CONTINUED)
EXTERIOR REAR VIEW MIRROR

KEY PART NUMBER	U/M DESCRIPTION
049347-01-000	EA MIRROR HEAD-EXTERIOR, 10 1/2" X 7 1/2" - STAINLESS STEEL
006043-01-000	EA MIRROR-EXTERIOR CONVEX, ADHESIVE BACKED
049348-03-000	EA ARM-EXTERIOR MIRROR, LOW MOUNT - BLACK
049944-04-000	EA BRACKET-EXTERIOR MIRROR, ARM TO SIDEWALL - BLACK
039337-01-000	EA BRACKET-EXTERIOR MIRROR, ARM TO SIDEWALL - UNPAINTED

LUGGAGE RACK & LADDER (OPT 502)

KEY PART NUMBER	U/M DESCRIPTION
000G39-08-088	EA SCREW-SF/DR, 8-18 X 1/2 PPH ZN
000G67-10-12E	EA SCREW, 10-12 X 3/4 PPH CHROME
038327-01-000	EA TAPE-ANTI SLIP, 2" X 60"
081016-02-T03	EA LADDER ASM-NON-HINGED
000G68-10-36T	EA SCREW-10-12 X 2.25 PPH BLACK
067125-01-000	EA STANDOFF-LADDER, BRIGHT DIPPED - LOWER
067165-01-000	EA MOUNTING BRACKET-LADDER, LOWER
076980-02-000	EA END CAP-STEP, BLACK
080866-01-000	EA STANDOFF-RACK AND LADDER, BRIGHT DIPPED
081026-01-T03	EA RACK ASM-PASSENGER SIDE, INCLUDES 2 ANGLED STANDOFFS
080867-01-000	EA STANDOFF-RACK, ANGLED - PASSENGER SIDE - BRIGHT DIPPED
081114-01-000	EA CAP-INSERT, ROUND - 1" DIA
081026-02-T03	EA RACK ASM-DRIVER SIDE, INCLUDES 2 ANGLED AND 2 STRAIGHT STANDOFFS
080867-02-000	EA STANDOFF-RACK, ANGLED - DRIVER SIDE - BRIGHT DIPPED
080866-01-000	EA STANDOFF-RACK AND LADDER, BRIGHT DIPPED
081114-01-000	EA CAP-INSERT, ROUND - 1" DIA

ANTENNA-TV (OPT 193)

KEY PART NUMBER	U/M DESCRIPTION
000G11-08-12R	EA SCREW, 8-18 X 3/4 PPH - BEIGE
069726-02-000	EA BUMPER-.88"DIA X .40", BLACK
076319-06-000	EA ADAPTER-CABLE ROOF PLATE, WINEGARD RPJ-1
076319-11-000	EA ADAPTER-COAX WITH SPLITTER WINEGARD MSJ-6
076319-13-000	EA ANTENNA-TV, ROOF - 44.5" - NONPOWERED - WINEGARD WI-5000
076319-13-700	EA HEAD-ANTENNA, NON AMPLIFIED - WINEGARD# 5070229
076319-01-701	EA GEAR-ELEVATING, PLASTIC - WINEGARD# 2200048
076319-01-702	EA SHAFT ASM-ELEVATING, WINEGARD# RVP-400A
076319-01-703	EA BEARING-NYLON, 5"OD - WINEGARD# 3200656
076319-01-704	EA BEARING-NYLON, 1.25"OD - WINEGARD# 3200657
076319-01-705	EA GROMMET-NYLON, 7/8"ID - WINEGARD# 3200658
076319-01-706	EA CRANK-ELEVATING, W/SET SCREW - WINEGARD# 5755100
076319-01-707	EA SPRING-HANDLE, WINEGARD# 5160800
080734-02-000	EA CLIP-WIRE, NYLON
076319-03-000	FT CABLE-COAXIAL, 75 OHM
076319-12-000	EA CONNECTOR-COAXIAL, ONE PIECE
093252-01-01A	EA PLATE-WALL, CABLE - BEIGE
076319-11-000	EA ADAPTER-COAX WITH SPLITTER WINEGARD MSJ-6
031105-02-000	EA ANTENNA-RADIO, SIDE MOUNTED - 12" GROUND
086777-02-000	EA PLATE - WALL - ANTENNA / CABLE BROWN

TABLE OF CONTENTS

INTRODUCTION	A-01 - A-04
ICF22EC	A-05 - D-14
ICF27EU	D-15 - H-14

1990 ICF22EC INDEX

FLOOR PLAN	A-05 - A-06
ACCESSORIES	A-07 - A-09
BATH	A-10 - A-13
BEDROOM	A-14
CHASSIS	A-15 - A-18
C C & PAD	A-19 - B-02
DINETTE	B-03 - B-04
DRIVERS	B-05 - B-08
ELECTRICAL	B-09 - B-12
EXTERIOR BODY	B-13 - B-18
GALLEY	B-19 - C-01
HEATING & A/C	C-02 - C-08
INTERIOR FINISH	C-09 - C-10
LABEL	C-11
LP	C-12
SEALANTS & FASTENERS	C-13 - C-14
WATER & SEWAGE	C-15 - C-19
WINDOW, VENT AND	
EXTERIOR DOOR	C-20 - D-14

ACCESSORIES GROUP (CONTINUED)

GENERATOR-4 KW, US (OPT 38E)

KEY PART NUMBER	U/M	DESCRIPTION
008054-01-000	EA	CORD-POWER, 10/3 WIRE - 30 AMP - 25'
008289-01-000	EA	BOX-ELECTRIC, STEEL - 1/2" AND 3/4" KNOCKOUTS - 4" X 4"
008328-01-000	EA	TERMINAL-RING, 12/10 WIRE - #10 STUD FIT
008356-01-000	EA	CONNECTOR-PLASTIC, 3/8" AVG
024924-02-000	EA	RECEPTACLE-POWER CORD, W/PARTIAL PLATE
041953-01-000	FT	CONDUIT-CONVOLUTED SLIT, 1/2" ID
069238-01-000	EA	COVER-ELECTRICAL BOX, W/HOLE - 4" X 4" - GRAY USED WITH 30 OR 50 AMP RECEPTACLE
000C26-04-108	EA	BOLT-HEX, SER FLG - 1/4-20 X 5/8 ZINC
007067-01-000	SF	INSULATION-FIBERGLASS, 1" THICK X 4' - INCREMENTS OF 4 SF
008289-01-000	EA	BOX-ELECTRIC, STEEL - 1/2" AND 3/4" KNOCKOUTS - 4" X 4"
023942-01-000	EA	GROMMET-RUBBER, 2" OD
041480-01-000	EA	CONNECTOR-STRAIGHT, 1/2" FLEX CONDUIT
078045-01-000	EA	STRAP-SUPPORT, GENERATOR - 4 HOLE
079654-05-000	EA	PIPE-EXHAUST, ANGLED - W/FLANGE - EMERALD - ONAN# 154-2539
079654-01-700	EA	HINGE KIT-EMERALD GENERATOR
079654-08-000	EA	GENERATOR-4.0 KW, EMERALD - ONAN# 500-2179
081364-01-000	EA	MUFFLER-GENERATOR
084365-01-000	EA	STRAP-SUPPORT, GENERATOR - 2 HOLE
000D14-05-008	EA	NUT-HEX, 5/16-18 - ZN 5
007067-01-000	SF	INSULATION-FIBERGLASS, 1" THICK X 4' - INCREMENTS OF 4 SF
008026-01-000	FT	WIRE-12/2, ROMEX - W/GROUND
008294-01-000	EA	COVER-ELECTRICAL BOX, STEEL/BLANK - 4" X 4" - GRAY
008401-01-000	EA	STRAP-CONDUIT, 3/4" - 1 HOLE - GALVANIZED STEEL
007063-01-000	FT	HOSE-GAS 1/4" ID X 1/2" OD
024978-01-000	EA	SWITCH-GENERATOR, W/O CIRCUIT BOARD
031035-01-000	EA	GAUGE-HOUR METER
076006-24-000	EA	BEZEL-ENTERTAINMENT CENTER
008052-01-000	EA	CORD-POWER, 10/3 - 30 AMP - 25' - CSA
008289-02-000	EA	BOX-ELECTRICAL, 4" X 4" - 1/2" & 3/4" KNOCKOUTS - CANADIAN
000D14-05-008	EA	NUT-HEX, 5/16-18 - ZN 5
007063-01-000	FT	HOSE-GAS 1/4" ID X 1/2" OD
007067-01-000	SF	INSULATION-FIBERGLASS, 1" THICK X 4' - INCREMENTS OF 4 SF
008294-01-000	EA	COVER-ELECTRICAL BOX, STEEL/BLANK - 4" X 4" - GRAY
008356-01-000	EA	CONNECTOR-PLASTIC, 3/8" AVG
008401-01-000	EA	STRAP-CONDUIT, 3/4" - 1 HOLE - GALVANIZED STEEL

GENERATOR-3.5 KW, EXPORT - ONAN (OPT 383)

KEY PART NUMBER	U/M	DESCRIPTION
007125-03-000	EA	CLAMP ASM-MUFFLER, 1.50" DIAMETER
007125-04-000	EA	CLAMP ASM-MUFFLER, 1.12" DIAMETER
008289-01-000	EA	BOX-ELECTRIC, STEEL - 1/2" AND 3/4" KNOCKOUTS - 4" X 4"
008294-01-000	EA	COVER-ELECTRICAL BOX, STEEL/BLANK - 4" X 4" - GRAY
081834-02-000	EA	GENERATOR-3.5 BGE, 3500 WATT - EMERALD
083152-06-000	EA	PIPE-EXHAUST, GENERATOR - 55"
093590-02-000	EA	MUFFLER-GENERATOR
008054-01-000	EA	CORD-POWER, 10/3 WIRE - 30 AMP - 25'
008328-01-000	EA	TERMINAL-RING, 12/10 WIRE - #10 STUD FIT
008356-01-000	EA	CONNECTOR-PLASTIC, 3/8" AVG
041953-01-000	FT	CONDUIT-CONVOLUTED SLIT, 1/2" ID
069236-01-000	EA	COVER-ELECTRICAL BOX, W/HOLE - 4" X 4" - GRAY USED WITH 30 OR 50 AMP RECEPTACLE
092615-01-000	EA	CONVERTER-40 AMP, W/CHARGER - B-W 32400P
000D14-05-008	EA	NUT-HEX, 5/16-18 - ZN 5
008026-01-000	FT	WIRE-12/2, ROMEX - W/GROUND
008356-01-000	EA	CONNECTOR-PLASTIC, 3/8" AVG
008401-01-000	EA	STRAP-CONDUIT, 3/4" - 1 HOLE - GALVANIZED STEEL
007063-01-000	FT	HOSE-GAS 1/4" ID X 1/2" OD
024978-01-000	EA	SWITCH-GENERATOR, W/O CIRCUIT BOARD
031035-01-000	EA	GAUGE-HOUR METER
076006-24-000	EA	BEZEL-ENTERTAINMENT CENTER

BATH GROUP

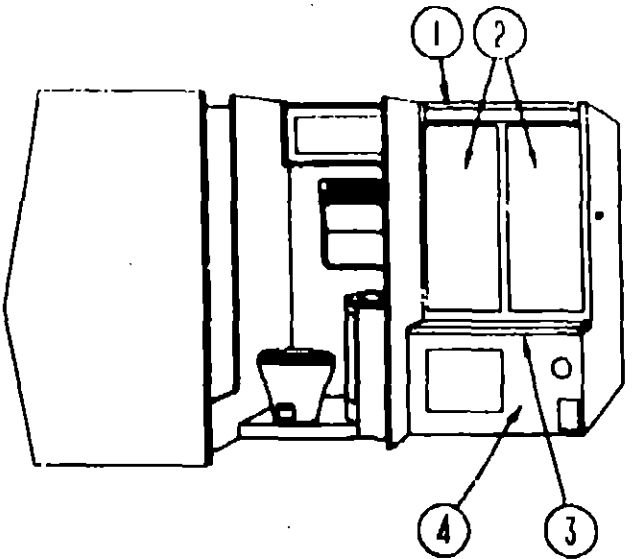


TABLE OF CONTENTS

INTRODUCTION	A-01 - A-04
ICF22EC	A-05 - D-14
ICF27EU	D-15 - H-14

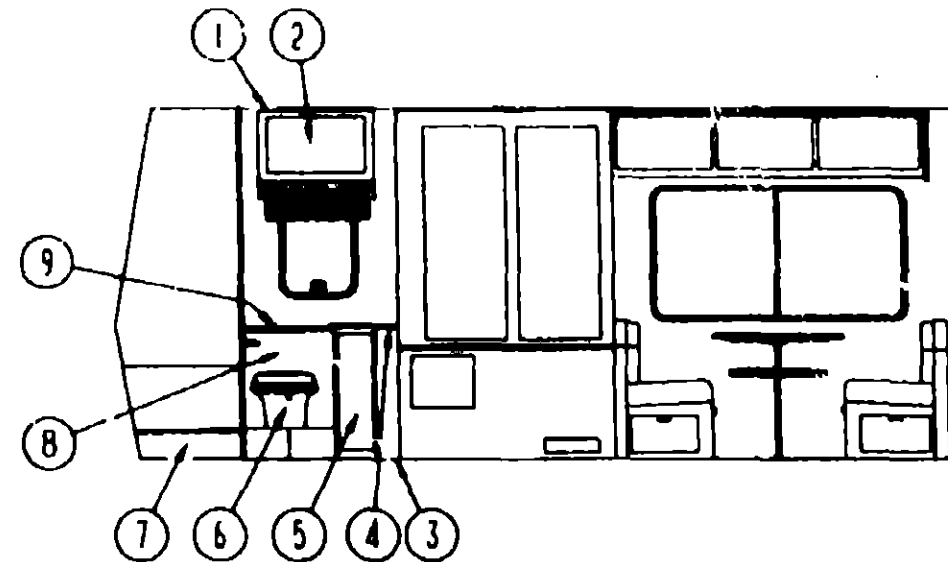
WARDROBE / PANTRY CABINET

KEY PART NUMBER	U/M	DESCRIPTION
1 M04074-14-AA8	EA	FACE-CABINET, UPPER WARDROBE/PANTRY FROM: 00-00-00 THRU: 12-30-89
1 M04074-20-AA8	EA	FACE-CABINET, UPPER WARDROBE/PANTRY FROM: 12-31-89 THRU: 99-99-99
2 M96652-30-AA8	EA	DOOR-CABINET, WARDROBE/PANTRY W/O HARDWARE - 48" X 20.7" FROM: 00-00-00 THRU: 10-02-89
2 M96652-84-AA8	EA	DOOR-CABINET, WARDROBE/PANTRY W/O HARDWARE - 48" X 20.7" FROM: 10-03-89 THRU: 11-26-89
2 M96652-84-A93	EA	DOOR-CABINET, WARDROBE/PANTRY W/O HARDWARE - 48" X 20.7" FROM: 11-27-89 THRU: 99-99-99
3 095758-14-AA8	EA	COUNTERTOP-WARDROBE/PANTRY, 48.2" X 6.5" - AA8 - BLUE FROM: 00-00-00 THRU: 12-30-89
3 099402-14-AA8	EA	COUNTERTOP-WARDROBE/PANTRY, 48.2" X 6.5" - AA8 - BLUE FROM: 12-31-89 THRU: 99-99-99
3 095758-14-AA9	EA	COUNTERTOP-WARDROBE/PANTRY, 48.2" X 6.5" - AA9 - MAUVE FROM: 00-00-00 THRU: 12-30-89
3 099402-14-AA9	EA	COUNTERTOP-WARDROBE/PANTRY, 48.2" X 6.5" - AA9 - MAUVE FROM: 12-31-89 THRU: 99-99-99
4 M04074-15-AA8	EA	FACE-CABINET, LOWER WARDROBE/PANTRY FROM: 00-00-00 THRU: 12-30-89
4 M04074-21-AA8	EA	FACE-CABINET, LOWER WARDROBE/PANTRY FROM: 12-31-89 THRU: 99-99-99
077409-02-000	EA	SLIDE-DRAWER, PLASTIC - 20.75"
077404-02-000	EA	DRAWER-PLASTIC, 20" X 12.7" - BEIGE
084087-01-01A	EA	DIVIDER-DRAWER, PLASTIC - LIGHT OAK
009112-01-000	EA	FLANGE-1" ROD, CLOTHES - PLASTIC - OFF WHITE
041953-03-000	FT	CONDUIT-CONVOLUTED SLIT, 1" ID (CLOTHES ROD COVER)
042438-01-000	EA	DOWEL-WOOD, CLOTHES ROD - 1" DIAMETER X 4'

1990 ICF22EC INDEX

FLOOR PLAN	A-05 - A-06
ACCESSORIES	A-07 - A-09
BATH	A-10 - A-13
BEDROOM	A-14
CHASSIS	A-15 - A-18
C C & PAD	A-19 - B-02
DINETTE	B-03 - B-04
DRIVERS	B-05 - B-08
ELECTRICAL	B-09 - B-12
EXTERIOR BODY	B-13 - B-18
GALLEY	B-19 - C-01
HEATING & A/C	C-02 - C-08
INTERIOR FINISH	C-09 - C-10
LABEL	C-11
LP	C-12
SEALANTS & FASTENERS	C-13 - C-14
WATER & SEWAGE	C-15 - C-19
WINDOW, VENT AND EXTERIOR DOOR	C-20 - D-14

BATH GROUP



BATH CABINETRY

BATH GROUP (CONTINUED)

BATH HARDWARE

KEY PART NUMBER

075240-06-000
091253-01-000
091255-02-000
096927-01-01A
096927-01-700
096927-01-701
075454-02-000
075452-02-000
086729-01-000

066440-01-000

066436-01-000

069640-01-000

069735-01-000

U/M DESCRIPTION

EA FAUCET-LAVATORY, BONE
EA GASKET-FAUCET, LAVATORY
FT SEAL-ADHESIVE BACKED FOAM, 1/5" X 4.8MM
EA SINK-LAVATORY, RECTANGULAR - PLASTIC - BONE
EA SINK STOPPER
EA TAILPIECE-SINK
EA RING-TOWEL, W/MOUNTING HARDWARE - BRASS
EA HOLDER-TOILET TISSUE, BRASS
EA STRAINER-TUB/SHOWER DRAIN
EA STRAINER W/RUBBER WASHER
EA NUT-SLIP, TAILPIECE - 1.5"
FT SEALER-RIBBON, 1/4" DIAMETER X 20"
EA WASHER-STRAINER TO TAILPIECE PLASTIC, 1.5"

SHOWER CURTAIN

KEY PART NUMBER

052327-05-006

009107-01-000

094856-03-01A

009701-01-000

009702-01-000

086121-03-000

084481-09-000

U/M DESCRIPTION

EA TRACK-METAL CURTAIN, W/HOLES - 31" - BEIGE
EA GUIDE-CURTAIN NYLON SNAP
EA TRACK-SHOWER CURTAIN, 29" - WHITE
EA CARRIER-SHOWER CURTAIN
EA END STOP-CURTAIN CARRIER, SHOWER
EA CURTAIN-SHOWER, VINYL SNAP TOP - 63" X 42" - OFF WHITE
EA CURTAIN-GROMMET TOP, SHOWER - 71" X 34" - VINYL - OFF WHITE

FOLDING DOOR & TIEBACK

KEY PART NUMBER

086924-01-000

086924-02-000

042488-08-000

042488-04-700

057534-04-000

029155-01-000

029156-01-000

029130-01-000

081603-01-000

U/M DESCRIPTION

EA TRACK-FOLDING DOOR, CURVED - 49" - BEIGE
EA TRACK-FOLDING DOOR, CURVED - 41.5" - BEIGE
EA DOOR-FOLDING, WOVEN OAK - 75" X 50"
EA LEAD EDGE & CATCH ASM.
EA TIEBACK-FOLDING DOOR, 20" - CLEAR PLASTIC
EA CAP-SNAP, NICKEL
EA SOCKET-SNAP FASTENER, NICKEL
EA SCREW-SNAP SOCKET, 8 PH X 5/8
EA GROMMET-SNAP, 3/16 ID - 3/8 HOLE - PLASTIC - BLACK

TABLE OF CONTENTS

INTRODUCTION	A 01 - A-04
ICF22EC	A-05 - D-14
ICF27EU	D-15 - H-14

1990 ICF22EC INDEX

FLOOR PLAN	A-05 - A-06
ACCESSORIES	A-07 - A-09
BATH	A-10 - A-13
BEDROOM	A-14
CHASSIS	A-15 - A-18
C C & PAD	A-19 - B-02
DINETTE	B-03 - B-04
DRIVERS	B-05 - B-08
ELECTRICAL	B-09 - B-12
EXTERIOR BODY	B-13 - B-18
GALLEY	B-19 - C-01
HEATING & A/C	C-02 - C-08
INTERIOR FINISH	C-09 - C-10
LABEL	C-11
LP	C-12
SEALANTS & FASTENERS	C-13 - C-14
WATER & SEWAGE	C-15 - C-19
WINDOW, VENT AND EXTERIOR DOOR	C-20 - D-14

BATH GROUP (CONTINUED)

TOILET

KEY PART NUMBER	U/M	DESCRIPTION
063740-01-000	EA	TOILET-HIGH, AQUA MAGIC IV - THETFORD, 150120 FROM: 00-00-00 THRU: 01-01-90
067487-01-000	EA	TOILET-LOW, AQUA MAGIC IV - THETFORD 150110 FROM: 01-01-90 THRU: 99-99-99
067487-01-700	EA	SEAL AND BOLT PKG.
067487-01-701	EA	WATER SAVER PKG. - HAND SPRAYER
067487-01-702	EA	CLAMP
063740-01-704	EA	SEAT & COVER SET
063740-01-706	EA	BOLT PACKAGE-CLOSET, THETFORD 12524
063740-01-700	EA	LEVER-WATER, THETFORD 12514
063740-01-701	EA	LEVER-FLUSH, THETFORD 12515
063740-01-707	EA	SEAL-CLOSET FLANGE, THETFORD 02125
063740-01-710	EA	LINK, THETFORD 12513
063740-01-711	EA	SPRING-RETURN LEVER, THETFORD 12523
063740-01-713	EA	SEAL-BALL VALVE TO BOWL, THETFORD 12502
063740-01-714	EA	VALVE ASM-WATER, THETFORD 12492
063740-01-717	EA	FLUSH TUBE
063740-01-000	EA	TOILET-HIGH, AQUA MAGIC IV - THETFORD, 150120
063740-01-710	EA	LINK, THETFORD 12513
063740-01-711	EA	SPRING-RETURN LEVER, THETFORD 12523
063740-01-705	EA	SEAT-IVORY, W/O COVER - THETFORD 12447
063740-01-700	EA	LEVER-WATER, THETFORD 12514
063740-01-701	EA	LEVER-FLUSH, THETFORD 12515
063740-01-716	EA	COVER-SEAT, THETFORD OLD STYLE
063740-01-713	EA	SEAL-BALL VALVE TO BOWL, THETFORD 12502
063740-01-714	EA	VALVE ASM-WATER, THETFORD 12492
063740-01-716	EA	SEAT & COVER, THETFORD 15017
063740-01-717	EA	FLUSH TUBE
063740-01-706	EA	BOLT PACKAGE-CLOSET, THETFORD 12524
063740-01-707	EA	SEAL-CLOSET FLANGE, THETFORD 02125

BEDROOM GROUP

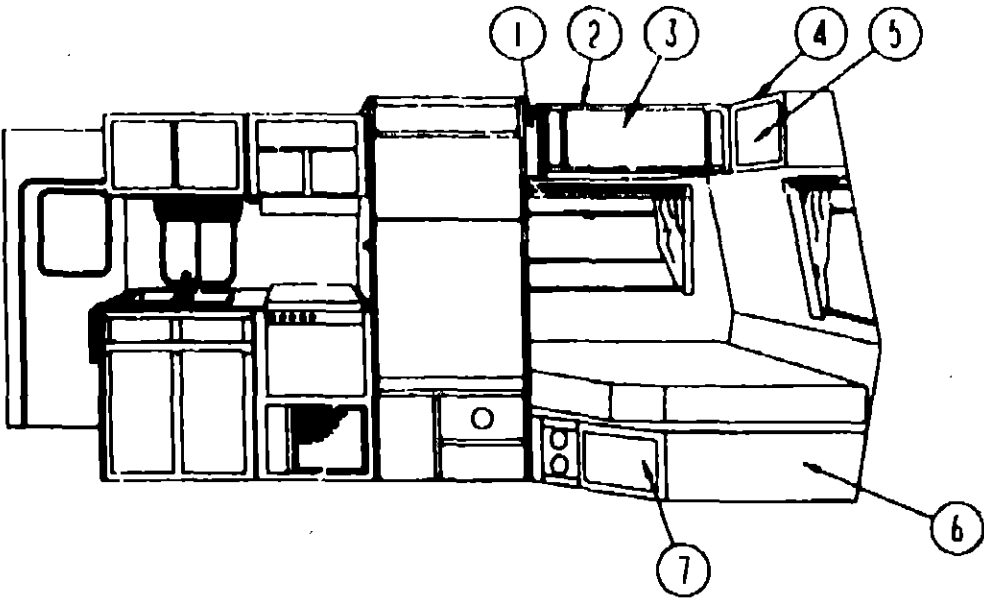


TABLE OF CONTENTS

INTRODUCTION	A-01 - A-04
ICF22EC	A-05 - D-14
ICF27EU	D-15 - H-14

PASSENGER SIDE OVERHEAD CABINET & COMPONENTS

KEY PART NUMBER	U/M	DESCRIPTION
1 094590-02-AA8	EA	END CAP-OVERHEAD CABINET, FRONT PASSENGER SIDE
2 M03972-07-AA8	EA	CABINET-OVERHEAD, PASSENGER SIDE - W/O DOORS
M04074-17-AA8	EA	FACE-OVERHEAD CABINET, PASSENGER SIDE
3 M96652-08-AA8	EA	DOOR-OVERHEAD CABINET, W/O HARDWARE - 12" X 21.85" FROM: 00-00-00 THRU: 11-26-89
3 M96652-08-A93	EA	DOOR-OVERHEAD CABINET, W/O HARDWARE - 12" X 21.85" FROM: 11-27-89 THRU: 99-99-99
4 M03972-08-AA8	EA	CABINET-OVERHEAD BACKWALL, W/O DOORS
M04074-18-AA8	EA	FACE-CABINET
5 M96652-08-AA8	EA	DOOR-OVERHEAD CABINET, W/O HARDWARE - 12" X 21.85" FROM: 00-00-00 THRU: 11-26-89
5 M96652-08-A93	EA	DOOR-OVERHEAD CABINET, W/O HARDWARE - 12" X 21.85" FROM: 11-27-89 THRU: 12-31-89
5 M96652-35-A93	EA	DOOR-OVERHEAD CABINET, W/O HARDWARE - 12" X 26" FROM: 01-01-90 THRU: 99-99-99
6 M88167-01-AA8	EA	CABINET-DOUBLE BED, W/O DOORS FROM: 00-00-00 THRU: 12-31-89
6 M99406-01-AA8	EA	CABINET-DOUBLE BED, W/O DOORS FROM: 01-01-90 THRU: 99-99-99
M04074-22-AA8	EA	FACE-CABINET, DOUBLE BED FROM: 01-01-90 THRU: 99-99-99
7 M96652-34-AA8	EA	DOOR-CABINET, W/O HARDWARE - 11.42" X 16.14" FROM: 00-00-00 THRU: 11-26-89
7 M96652-34-A93	EA	DOOR-CABINET, W/O HARDWARE - 11.42" X 16.14" FROM: 11-27-89 THRU: 12-31-89
7 M96652-51-A93	EA	DOOR-BED CABINET, W/O HARDWARE - 12" X 18.7" FROM: 01-01-90 THRU: 99-99-99

1990 ICF22EC INDEX

FLOOR PLAN	A-05 - A-06
ACCESSORIES	A-07 - A-09
BATH	A-10 - A-13
BEDROOM	A-14
CHASSIS	A-15 - A-18
C C & PAD	A-19 - B-02
DINETTE	B-03 - B-04
DRIVERS	B-05 - B-08
ELECTRICAL	B-09 - B-12
EXTERIOR BODY	B-13 - B-18
GALLEY	B-19 - C-01
HEATING & A/C	C-02 - C-08
INTERIOR FINISH	C-09 - C-10
LABEL	C-11
LP	C-12
SEALANTS & FASTENERS	C-13 - C-14
WATER & SEWAGE	C-15 - C-19
WINDOW, VENT AND EXTERIOR DOOR	C-20 - D-14

CHASSIS GROUP

SPEED CONTROL

KEY PART NUMBER	U/M	DESCRIPTION
094369-01-000	EA	SPEED CONTROL-SMART STICK,CARBURETED GAS - <u>DANA# 59L-111298</u>
083211-01-703	EA	SERVO CABLE ASM ONLY, DANA# 59C-02538
083212-04-701	EA	MAIN WIRING HARNESS, DANA# 59D-02570
083212-01-704	EA	STOP LAMP/CRUISE RELEASE SWITCH, DANA# 59C-02543
069629-01-704	EA	SIGNAL GENERATOR ASM, DANA# 59L-08X221P
069629-01-706	EA	GENERATOR (ONLY), DANA# 59D-02392-1
094369-01-701	EA	SWITCH & LEVER ASM, DANA# 58D-11118-F
094369-01-702	EA	REGULATOR ASM-ELECTRONIC, DANA# 57C-08X12-R
091900-01-702	EA	WIPER CONTROL MODULE, DANA# 66C-00061
094369-01-704	EA	HEADLIGHT DIMMER MODULE ASM-DANA# 63C-00001
094369-01-705	EA	VACUUM RESERVOIR-DANA# 59C-02249
094369-01-706	EA	SERVO-DANA# 53D-11116-R

SPEED CONTROL

KEY PART NUMBER	U/M	DESCRIPTION
094369-03-000	EA	SPEED CONTROL-SMART STICK, EFI - GAS - <u>DANA# 59L-111298</u>
083211-01-703	EA	SERVO CABLE ASM ONLY, DANA# 59C-02538
083212-04-701	EA	MAIN WIRING HARNESS, DANA# 59D-02570
083212-01-704	EA	STOP LAMP/CRUISE RELEASE SWITCH, DANA# 59C-02543
069629-01-704	EA	SIGNAL GENERATOR ASM, DANA# 59L-08X221P
069629-01-706	EA	GENERATOR (ONLY), DANA# 59D-02392-1
094369-01-701	EA	SWITCH & LEVER ASM, DANA# 58D-11118-F
094369-01-702	EA	REGULATOR ASM-ELECTRONIC, DANA# 57C-08X12-R
091900-01-702	EA	WIPER CONTROL MODULE, DANA# 66C-00061
094369-01-704	EA	HEADLIGHT DIMMER MODULE ASM-DANA# 63C-00001
094369-01-705	EA	VACUUM RESERVOIR-DANA# 59C-02249
094369-01-706	EA	SERVO-DANA# 53D-11116-R

SPEED CONTROL FOR DIESEL EXPORT

KEY PART NUMBER	U/M	DESCRIPTION
094369-02-000	EA	SPEED CONTROL-SMART STICK, DIESEL - <u>DANA# 59L-111688</u>
083211-01-703	EA	SERVO CABLE ASM ONLY, DANA# 59C-02538
083212-04-701	EA	MAIN WIRING HARNESS, DANA# 59D-02570
083212-01-704	EA	STOP LAMP/CRUISE RELEASE SWITCH, DANA# 59C-02543
069629-01-704	EA	SIGNAL GENERATOR ASM, DANA# 59L-08X221P
069629-01-706	EA	SIGNAL GENERATOR ONLY, DANA# 59D-02392-1
094369-01-701	EA	SWITCH & LEVER ASM, DANA# 58D-11118-F
094369-01-702	EA	REGULATOR ASM-ELECTRONIC, DANA# 57C-08X12-R
091900-01-702	EA	WIPER CONTROL MODULE-DANA# 66C-00061
094369-01-704	EA	HEADLIGHT DIMMER MODULE ASM-DANA# 63C-00001
094369-01-706	EA	SERVO-DANA# 53D-11116-R

FRONT AIRSHOCKS & REAR AIR BAGS

KEY PART NUMBER	U/M	DESCRIPTION
079942-01-000	EA	SHOCK ABSORBER-STABILIZER, FRONT - 4-WAY
084086-01-000	EA	AIRSPRING-BELLOWS, REAR AXLE - FIRESTONE# MHA224
084086-01-700	EA	AIRSPRING-BELLOWS, AIR BAG ONLY - FIRESTONE# MHA224
084086-01-701	EA	TUBING-DOT 1/4 X 18" - FIRESTONE# 21-0938
084086-01-702	EA	BOLT-RIBBED NECK, 3/8 -24 X 2.5 FIRESTONE# 21-0829
084086-01-703	EA	INFLATING VALVE-DOT 1/4 TUBING, FIRESTONE# 21-0931
084086-01-704	EA	ELBOW CONNECTOR, FIRESTONE# 21-0935
084086-01-705	EA	TUBING PROTECTORS, FIRESTONE# 21-0899
084086-01-708	EA	BRACKET-UPPER TO FRAME, FIRESTONE# 21-0150
084086-01-707	EA	BRACKET-LOWER, TOP - FIRESTONE# 21-1162
084086-01-708	EA	AIRLINE SERVICE KIT, FIRESTONE# W21-760-2012
084086-01-709	EA	HEAT SHIELD, FIRESTONE# 21-1004
084086-03-000	EA	BRACKET-AXLE, P30 CHASSIS - FIRESTONE# W21-760-2044

CHASSIS GROUP (CONTINUED)

MISCELLANEOUS CHASSIS COMPONENTS

KEY PART NUMBER	U/M	DESCRIPTION
076310-01-000	EA	HAFFLE-RADIATOR, 12" X 15" X 62" - RUBBER
072359-01-000	EA	BOTTLE-COOLANT EXPANSION
098833-01-000	EA	BRACKET-EXHAUST,HANGER
092786-01-000	EA	BUSS BAR, STEEL
081914-01-000	EA	RUMPER-RUBBER, ROUND - 43" DIAMETER - BLACK
008037-01-000	FT	CABLE-BATTERY,1AWG STRANDED,BLACK
088751-01-000	FT	CABLE-BATTERY,1/0 AWG, STRANDED, RED
099100-01-000	EA	CAP-BOTTLE,OVERFLOW
007125-06-000	EA	CLAMP-ASM-MUFFLER 2.25" DIAMETER
007125-07-000	EA	CLAMP-ASM-MUFFLER 2.50" DIAMETER
094918-01-000	EA	CLAMP-EXHAUST, 3" - GUILLOTINE STYLE
062401-02-000	EA	CLAMP-HOSE, WORMGEAR, 1.56" - 2.5"
062401-03-000	EA	CLAMP-HOSE WORMGEAR, .22" - 1"ID
062401-06-000	EA	CLAMP-HOSE,WORMGEAR,22-.62ID
062401-09-000	EA	CLAMP-HOSE, WORMGEAR - 2.8 - 3.75
062401-04-000	EA	CLAMP-WORMGEAR HOSE, .69" - 1.25"
062401-05-000	EA	CLAMP-WORMGEAR HOSE, 2" - 3"ID
041953-01-000	FT	CONDUIT-CONVOLUTED SLIT,625"ID
041953-03-000	FT	CONDUIT-CONVOLUTE SLIT, 1" ID (CLOTHES ROD COVER)
041953-05-000	FT	CONDUIT-CONVOLUTE SOLID,.62"ID
041953-06-000	FT	CONDUIT-CONVOLUTE,SLIT .375"ID
041953-07-000	FT	CONDUIT-CONVOLUTE,SLIT,.25"ID
041953-08-000	FT	CONDUIT-CONVOLUTE,SLIT,1.50"ID
041953-09-000	FT	CONDUIT-CONVOLUTE,SLIT .50"ID
041953-10-000	FT	CONDUIT-CONVOLUTE .SLIT .75" ID
041953-11-000	FT	CONDUIT-CONVOLUTE,SLIT,1.06"ID
088192-01-000	EA	COVER-ACCESS,HOOD BOARD
020167-03-000	EA	DIRT GUARD-STEEL, FOR MUDFLAP
082733-01-000	EA	DUCT-INTAKE,AIR CLEANER
081918-01-000	EA	EXTENSION-EXHAUST, 2.25"OD X 9.44" - STAINLESS STEEL
023942-01-000	EA	GROMMET-RUBBER 2" OD
071015-04-000	EA	GROMMET-.19"ID,FITS .03" MATERIAL, RUBBER
071015-07-000	EA	GROMMET-1.00"ID,FITS .06" MATERIAL,RUBBER
071015-11-000	EA	GROMMET-1.00"ID,FITS .12 MATERIAL, RUBBER
071015-28-000	EA	GROMMET-1.5 ID,FITS .06 NATAL
078464-01-000	EA	HOODBOARD-UPPER, DRIVER - STEEL
078465-01-000	EA	HOODBOARD-UPPER, PASSENGER - STEEL
007063-01-000	FT	HOSE-GAS 1/4"ID X 1/2"OD
080208-02-000	EA	LEVERAGE BAR-LUG WRENCH
080208-01-000	EA	LUG WRENCH, 1.06X1.00
040731-01-000	EA	NIPPLE-INLET MANIFOLD, GM-3838094
040731-02-000	EA	NIPPLE-INLET MANIFOLD - 5/8H X 1/2P
099259-01-000	EA	PANEL-HEAT SHIELD, 9.45" X 20.4"
098608-02-000	EA	PIPE-EXHAUST, SINGLE
070679-08-000	EA	PLATE ASM-ANCHOR W/NUT
084884-01-000	EA	PLUG-BRASS, 3/8"
056747-01-000	EA	PLUG-CAP, .75" DIAMETER
041791-01-000	FT	SEAL-VINYL, FLEX U-CHANNEL
053322-08-000	EA	SHIELD-HEAT,EXHAUST, 72"
099009-01-000	EA	SHIELD-HEAT,CONVERTER
099010-01-000	EA	SHIELD-HEAT, MUFFLER, 29.70"
099010-02-000	EA	SHIELD-HEAT,MUFFLER, 23.06"
063303-04-000	EA	SHROUD-FUEL FILL,LOWER
008401-01-000	EA	STRAP-CONDUIT-3/4",1 HOLE,GALVANIZED STEEL
080081-01-000	EA	STRAP-MOUNTING,FUEL LINE
096054-02-000	EA	SUPPORT-EXHAUST PIPE
072368-02-000	EA	TRIM-VINYL,EDGE BLACK
088244-01-000	FT	TAPE-FOAM, VINYL COATED - 2" WIDE - INCREMENTS OF 108 FT
040546-03-000	EA	TIRE-7.50" X 16", 8 PLY - POLYESTER - GOODRICH - TUBE TYPE
089359-01-000	EA	WHEEL-STEEL, 16" X 6"K - 8 HOLE - OFF WHITE

TABLE OF CONTENTS

INTRODUCTION	A-01 - A-04
ICF22EC	A-05 - D-14
ICF27EU	D-15 - H-14

1990 ICF22EC INDEX

FLOOR PLAN	A-05 - A-06
ACCESSORIES	A-07 - A-09
BATH	A-10 - A-13
BEDROOM	A-14
CHASSIS	A-15 - A-18
C C & PAD	A-19 - B-02
DINETTE	B-03 - B-04
DRIVERS	B-05 - B-08
ELECTRICAL	B-09 - B-12
EXTERIOR BODY	B-13 - B-18
GALLEY	B-19 - C-01
HEATING & A/C	C-02 - C-08
INTERIOR FINISH	C-09 - C-10
LABEL	C-11
LP	C-12
SEALANTS & FASTENERS	C-13 - C-14
WATER & SEWAGE	C-15 - C-19
WINDOW,VENT AND	
EXTERIOR DOOR	C-20 - D-14

CHASSIS GROUP (CONTINUED)

MISCELLANEOUS CHASSIS COMPONENTS (CONT)

KEY PART NUMBER	U/M DESCRIPTION
040731-01-000	EA NIPPLE-INLET MANIFOLD, GM--3838094 FROM: 00-00-00 THRU: 12-01-89
040731-02-000	EA NIPPLE-INLET MANIFOLD - 5/8H X 1/2P FROM: 12-05-89 THRU: 00-00-00
094918-01-000	EA CLAMP-EXHAUST, 3" - GUILLOTINE STYLE
096054-02-000	EA SUPPORT-EXHAUST PIPE
098608-02-000	EA PIPE-EXHAUST, SINGLE
007125-07-000	EA CLAMP-ASM-MUFFLER 2.50" DIAMETER
053322-08-000	EA SHIELD-HEAT,EXHAUST, 72"
081918-01-000	EA EXTENSION-EXHAUST, 2.25"ID X 9.44" - STAINLESS STEEL
082733-01-000	EA DUCT-INTAKE, AIR CLEANER
088753-01-000	FT TUBE-ALUMINIZED STEEL, 5/8" - 18 GAUGE

CANADIAN EXPORT

KEY PART NUMBER	U/M DESCRIPTION
100138-01-000	EA MODULE-DAYTIME RUNNING LIGHT
100158-01-000	EA WIRE ASM-DAYTIME RUNNING LIGHTS
100159-01-000	EA WIRE ASM-DAYTIME RUNNING LIGHTS, W/FUSE

CHASSIS GROUP (CONTINUED)

CHASSIS OPTION-CALIFORNIA

KEY PART NUMBER	U/M DESCRIPTION
007125-06-000	EA CLAMP-ASM-MUFFLER 2.25" DIAMETER
007125-07-000	EA CLAMP-ASM-MUFFLER 2.50" DIAMETER
094918-01-000	EA CLAMP-EXHAUST, 3" - GUILLOTINE STYLE
082733-01-000	EA DUCT-INTAKE, AIR CLEANER
081918-01-000	EA EXTENSION-EXHAUST, 2.25"OD X 9.44" - STAINLESS STEEL
040731-02-000	EA NIPPLE-INLET MANIFOLD - 5/8H X 1/2P FROM: 00-00-00 THRU: 12-04-89
099259-01-000	EA PANEL-HEAT SHIELD, 9.45" X 20.4"
098608-02-000	EA PIPE-EXHAUST, SINGLE
099009-01-000	EA SHIELD-HEAT,CONVERTER
053322-08-000	EA SHIELD-HEAT,EXHAUST, 72"
099010-01-000	EA SHIELD-HEAT, MUFFLER, 23.70" FROM: 00-00-00 THRU: 10-11-89
099010-02-000	EA SHIELD-HEAT,MUFFLER, 23.06" FROM: 10-12-89 THRU: 99-99-99
096054-02-000	EA SUPPORT-EXHAUST PIPE
088753-01-000	FT TUBE-ALUMINIZED STEEL, 5/8" - 18 GAUGE

RADIAL TIRE EXCHANGE, 16" - FEDERAL & CALIFORNIA

KEY PART NUMBER	U/M DESCRIPTION
050273-02-000	EA TIRE-7.50R16.0 LRD,XCA,T8 FROM: 00-00-00 THRU: 02-11-90
083425-05-000	EA TIRE-LT235/85R16 LRE FROM: 02-12-90 THRU: 99-99-9
051377-01-000	EA STEM-VALVE
089359-01-000	EA WHEEL-STEEL, 16" X 6"K - 8 HOLE - OFF WHITE
079027-01-000	EA BRACKET-SPARE TIRE CARRIER FROM: 12-12-89 THRU: 99-99-99

SPARE TIRE-W/CARRIER & COVER

KEY PART NUMBER	U/M DESCRIPTION
098855-01-AA3	EA COVER - TIRE, VINYL - WHITE
040548-03-000	EA TIRE-7.50" X 16", 8 PLY - POLYESTER - GOODRICH - TUBE TYPE
089359-01-000	EA WHEEL-STEEL, 16" X 6"K - 8 HOLE - OFF WHITE
000C12-08-24B	EA BOLT-HEX, 1/2"-13 X 1 1/2"- ZN 5
077411-01-000	EA ROD-RETAINING, SPARE TIRE
083425-05-000	EA TIRE-LT235/85R16 LRE FROM: 02-12-90 THRU: 99-99-99
079027-01-000	EA BRACKET-SPARE TIRE CARRIER
079027-01-000	EA DRACKET-SPARE TIRE CARRIER

TRAILER HITCH

KEY PART NUMBER	U/M DESCRIPTION
091224-02-000	EA LABEL-TRAILER LIGHTING
097745-02-000	EA HOUSING-RECEPTACLE, TRAILER - 48 WIRE LENGTH
000C12-10-24B	EA BOLT-HEX, 5/8-11 X 1 1/2 ZN - 5
064833-01-700	EA TRAILER HITCH ASM-W/SUPPORT
064824-02-000	EA SUPPORT-TRAILER HITCH

TABLE OF CONTENTS

INTRODUCTION	A-01 - A-04
ICF22EC	A-05 - D-14
ICF27EU	D-15 - H-14

1990 ICF22EC INDEX

FLOOR PLAN	A-05 - A-06
ACCESSORIES	A-07 - A-09
BATH	A-10 - A-13
BEDROOM	A-14
CHASSIS	A-15 - A-18
C C & PAD	A-19 - B-02
DINETTE	B-03 - E-04
DRIVERS	B-05 - B-08
ELECTRICAL	B-09 - B-12
EXTERIOR BODY	B-13 - B-18
GALLEY	B-19 - C-01
HEATING & A/C	C-02 - C-08
INTERIOR FINISH	C-09 - C-10
LABEL	C-11
LP	C-12
SEALANT'S & FASTENERS	C-13 - C-14
WATER & SEWAGE	C-15 - C-19
WINDOW,VENT AND	
EXTERIOR DOOR	C-20 - D-14

CURTAIN, CUSHION & PAD GROUP
DINETTE BACKREST PADS

KEY PART NUMBER	U/M	DESCRIPTION
081519-01-AD4	EA	PAD-FRONT BACKREST, AD8 - BLUE FROM: 00-00-00 THRU: 10-01-89
081519-10-AD3	EA	PAD-FRONT BACKREST, AD8 - BLUE FROM: 10-02-89 THRU: 99-99-99
081519-01-AD9	EA	PAD-FRONT BACKREST, AD9 - DESERT SAND FROM: 00-00-00 THRU: 10-01-89
081519-10-AD4	EA	PAD-FRONT BACKREST, AD9 - DESERT SAND FROM: 10-02-89 THRU: 99-99-99
081519-02-AD8	EA	PAD-REAR BACKREST, AD8 - BLUE FROM: 00-00-00 THRU: 10-01-89
081519-11-AD3	EA	PAD-REAR BACKREST, AD8 - BLUE FROM: 10-02-89 THRU: 99-99-99
081519-02-AD9	EA	PAD-REAR BACKREST, AD9 - DESERT SAND FROM: 00-00-00 THRU: 10-01-89
081519-11-AD4	EA	PAD-REAR BACKREST, AD9 - DESERT SAND FROM: 10-02-89 THRU: 99-99-99

CURTAIN, CUSHION & PAD GROUP (CONTINUED)
FABRIC & CARPET

KEY PART NUMBER	U/M	DESCRIPTION:
096008-05-000	YD	FABRIC-MAIN, 54" WIDE - AD8 - BLUE
096008-06-000	YD	FABRIC-MAIN, 54" WIDE - AD9 - DESERT SAND
096008-21-000	YD	FABRIC-ACCENT, 54" WIDE - AD8 - BLUE
096008-22-000	YD	FABRIC-ACCENT, 54" WIDE - AD9 - DESERT SAND
072333-70-000	YD	FABRIC-CURTAIN, 54" WIDE - AD8 - BLUE
072333-72-000	YD	FABRIC-CURTAIN, 54" WIDE - AD9 - DESERT SAND
088273-38-000	YD	FABRIC-BEDSPREAD, 54" WIDE - AD8 - BLUE
088273-48-000	YD	FABRIC-BEDSPREAD, 54" WIDE - AD9 - DESERT SAND
084416-22-000	YD	FABRIC-SHADE, 54" WIDE - AD8 - BLUE
084416-24-000	YD	FABRIC-SHADE, 54" WIDE - AD9 - DESERT SAND
094911-06-000	YD	FABRIC-PLEATED BLINDS, 54" WIDE - AD8 - BLUE
094911-05-000	YD	FABRIC-PLEATED BLINDS, 54" WIDE - AD9 - DESERT SAND
079680-09-000	YD	VINYL FABRIC-CUSHION, 54" WIDE - OFF WHITE
079680-07-000	YD	VINYL-EXPANDED, 54" WIDE - BEIGE
076314-02-000	FT	TAPE-CARPET SEAM, HEAT-BOND

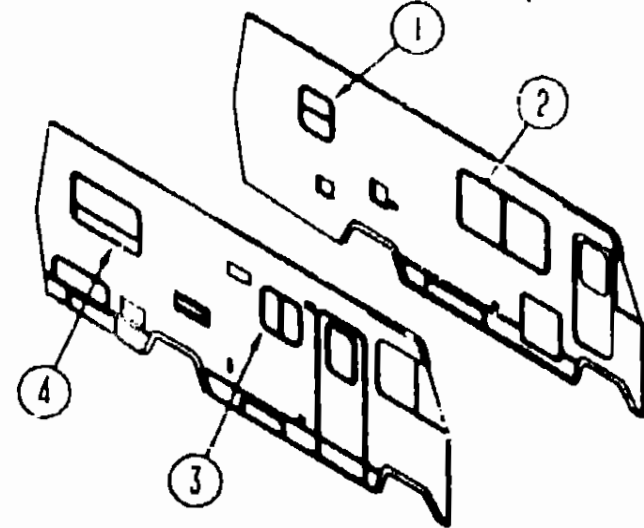
TABLE OF CONTENTS

INTRODUCTION	A-01 - A-04
ICF22EC	A-05 - D-14
ICF27EU	D-15 - H-14

1990 ICF22EC INDEX

FLOOR PLAN	A-05 - A-06
ACCESSORIES	A-07 - A-09
BATH	A-10 - A-13
BEDROOM	A-14
CHASSIS	A-15 - A-18
C C & PAD	A-19 - B-02
DINETTE	B-03 - B-04
DRIVERS	B-05 - B-08
ELECTRICAL	B-09 - B-12
EXTERIOR BODY	B-13 - B-18
GALLEY	B-19 - C-01
HEATING & A/C	C-02 - C-08
INTERIOR FINISH	C-09 - C-10
LABEL	C-11
LP	C-12
SEALANTS & FASTENERS	C-13 - C-14
WATER & SEWAGE	C-15 - C-19
WINDOW, VENT AND EXTERIOR DOOR	C-20 - D-14

CURTAIN, CUSHION & PAD GROUP (CONTINUED)



BATH WINDOW TREATMENT

KEY PART NUMBER	U/M	DESCRIPTION
1 M81977-35-AA8	EA	VALANCE-WINDOW W/WOOD TRIM, 30.5" - AD8 - BLUE FROM: 00-00-00 THRU: 07-24-89
1 M81977-35-AD8	EA	VALANCE-WINDOW W/WOOD TRIM, 30.5" - AD8 - BLUE FROM: 07-25-89 THRU: 10-01-89
1 099194-11-A88	EA	VALANCE-WINDOW W/WOOD TRIM, 30.5" WIDE - AD8 - BLUE FROM: 10-02-89 THRU: 01-04-90
1 099194-20-A83	EA	VALANCE-WINDOW W/WOOD TRIM, 30.5" WIDE - AD8 - BLUE FROM: 01-05-90 THRU: 99-99-99
1 M81977-35-AA9	EA	VALANCE-WINDOW W/WOOD TRIM, 30.5" - AD9 - DESERT SAND FROM: 00-00-00 THRU: 10-01-89
1 099194-11-A89	EA	VALANCE-WINDOW W/WOOD TRIM, 30.5" WIDE - AD9 - DESERT SAND FROM: 10-02-89 THRU: 01-04-90
1 099194-20-A84	EA	VALANCE-WINDOW W/WOOD TRIM, 30.5" WIDE - AD9 - DESERT SAND FROM: 01-05-90 THRU: 99-99-99
1 097565-01-000	EA	BRACKET-MOUNTING, PLEATED BLIND
1 096335-03-AA3	EA	BLIND-PLEATED, 28" X 24.5" DROP - AD8 - BLUE FROM: 00-00-00 THRU: 07-24-89
1 096335-03-AD3	EA	BLIND-PLEATED, 28" X 24.5" DROP - AD8 - BLUE FROM: 07-25-89 THRU: 10-01-89
1 096335-03-A88	EA	BLIND-PLEATED, 28" X 24.5" DROP - AD8 - BLUE FROM: 10-02-89 THRU: 01-04-90
1 096335-28-A83	EA	BLIND-PLEATED, 18.5" X 24.5" DROP - AD8 - BLUE FROM: 01-05-90 THRU: 99-99-99
1 096335-03-AD3	EA	BLIND-PLEATED, 28" X 24.5" DROP - AD9 - DESERT SAND FROM: 00-00-00 THRU: 10-01-89
1 096335-03-A89	EA	BLIND-PLEATED, 28" X 24.5" DROP - AD9 - DESERT SAND FROM: 10-02-89 THRU: 01-04-90
1 096335-28-A84	EA	BLIND-PLEATED, 18.5" X 24.5" DROP - AD9 - DESERT SAND
KEY PART NUMBER	U/M	DESCRIPTION
2 M81977-39-AA3	EA	VALANCE-WINDOW, W/WOOD TRIM - 65.5" WIDE - AD8 - BLUE FROM: 00-00-00 THRU: 07-24-89
2 M81977-39-AD3	EA	VALANCE-WINDOW, W/WOOD TRIM - 65.5" WIDE - AD8 - BLUE FROM: 07-25-89 THRU: 10-01-89
2 099194-19-A83	EA	VALANCE-WINDOW, W/WOOD TRIM - 65.5" WIDE - AD8 - BLUE FROM: 10-02-89 THRU: 99-99-99
2 M81977-39-AD4	EA	VALANCE-WINDOW, W/WOOD TRIM - 65.5" WIDE - AD9 - DESERT SAND FROM: 00-00-00 THRU: 10-01-89
2 099194-19-A84	EA	VALANCE-WINDOW, W/WOOD TRIM - 65.5" WIDE - AD9 - DESERT SAND FROM: 10-02-89 THRU: 99-99-99
2 089058-69-AA8	EA	LEG-WINDOW, REAR SIDE - 31.5" TALL - AD8 - BLUE FROM: 00-00-00 THRU: 07-24-89
2 089058-69-AD8	EA	LEG-WINDOW, REAR SIDE - 31.5" TALL - AD8 - BLUE FROM: 07-25-89 THRU: 10-01-89
2 089058-69-AD9	EA	LEG-WINDOW, REAR SIDE - 31.5" TALL - AD9 - DESERT SAND FROM: 00-00-00 THRU: 10-01-89
2 089058-70-AA8	EA	LEG-WINDOW, FRONT SIDE - 31.5" TALL - AD8 - BLUE FROM: 00-00-00 THRU: 07-24-89
2 089058-70-AD8	EA	LEG-WINDOW, FRONT SIDE - 31.5" TALL - AD8 - BLUE FROM: 07-25-89 THRU: 10-01-89
2 089058-70-AD9	EA	LEG-WINDOW, FRONT SIDE - 31.5" TALL - AD9 - DESERT SAND FROM: 00-00-00 THRU: 10-01-89

CURTAIN, CUSHION & PAD GROUP (CONTINUED)

DINETTE WINDOW TREATMENT CONT

KEY PART NUMBER	U/M	DESCRIPTION
2 093454-11-A83	EA	CURTAIN-WINDOW, 32" X 15" - SNAP TOP - AD8 - BLUE FROM: 10-02-89 THRU: 99-99-99
2 093454-11-A84	EA	CURTAIN-WINDOW, 32" X 15" - SNAP TOP - AD9 - DESERT SAND FROM: 10-02-89 THRU: 99-99-99
2 096335-04-AA8	EA	BLIND-PLEATED, 58" X 32" DROP - AD8 - BLUE FROM: 00-00-00 THRU: 07-24-89
2 096335-04-AD8	EA	BLIND-PLEATED, 58" X 32" DROP - AD8 - BLUE FROM: 07-25-89 THRU: 10-01-89
2 096335-04-AD9	EA	BLIND-PLEATED, 58" X 32" DROP - AD9 - DESERT SAND FROM: 00-00-00 THRU: 10-01-89

GALLEY WINDOW TREATMENT

KEY PART NUMBER	U/M	DESCRIPTION
3 M81977-35-AA8	EA	VALANCE-WINDOW W/WOOD TRIM, 30.5" WIDE - AD8 - BLUE FROM: 00-00-00 THRU: 07-24-89
3 M81977-35-AD8	EA	VALANCE-WINDOW W/WOOD TRIM, 30.5" WIDE - AD8 - BLUE FROM: 07-25-89 THRU: 10-01-89
3 099194-11-A88	EA	VALANCE-WINDOW W/WOOD TRIM, 30.5" WIDE - AD8 - BLUE FROM: 10-02-89 THRU: 99-99-99
3 M81977-35-AD9	EA	VALANCE-WINDOW W/WOOD TRIM, 30.5" - AD9 - DESERT SAND FROM: 00-00-00 THRU: 10-01-89
3 099194-11-A89	EA	VALANCE-WINDOW W/WOOD TRIM, 30.5" WIDE - AD9 - DESERT SAND FROM: 10-02-89 THRU: 99-99-99
3 096335-02-AA8	EA	BLIND-PLEATED, 28" X 21.5" DROP - AD8 - BLUE FROM: 00-00-00 THRU: 07-24-89
3 096335-02-AD8	EA	BLIND-PLEATED, 28" X 21.5" DROP - AD8 - BLUE FROM: 07-25-89 THRU: 10-01-89
3 096335-27-A88	EA	BLIND-PLEATED, 27" X 18.5" DROP - AD8 - BLUE FROM: 10-02-89 THRU: 99-99-99
3 096335-02-AD9	EA	BLIND-PLEATED, 28" X 21.5" DROP - AD9 - DESERT SAND FROM: 00-00-00 THRU: 10-01-89
3 096335-27-A89	EA	BLIND-PLEATED, 27" X 18.5" DROP - AD9 - DESERT SAND FROM: 10-02-89 THRU: 99-99-99

REAR PASSENGER SIDE WINDOW TREATMENT

KEY PART NUMBER	U/M	DESCRIPTION
4 M81977-71-AA8	EA	VALANCE-SIDEWALL WINDOW, W/O CURTAIN - 60.5" - AD8 - BLUE FROM: 00-00-00 THRU: 07-24-89
4 M81977-71-AD8	EA	VALANCE-SIDEWALL WINDOW, W/O CURTAIN - 60.5" - AD8 - BLUE FROM: 07-25-89 THRU: 10-01-89
4 099194-13-A83	EA	VALANCE-WINDOW, W/WOOD TRIM - 45.5" WIDE - AD8 - BLUE FROM: 10-02-89 THRU: 99-99-99
4 M81977-71-AD9	EA	VALANCE-SIDEWALL WINDOW, W/O CURTAIN - 60.5" - AD9 - DESERT SAND FROM: 00-00-00 THRU: 10-01-89
4 099194-13-A84	EA	VALANCE-WINDOW W/WOOD TRIM, 45.5" WIDE - AD9 - DESERT SAND FROM: 10-02-89 THRU: 99-99-99
4 084755-69-AD8	EA	SHADE-SIDEWALL ROLLER, 55.25" - AD8 - BLUE FROM: 00-00-00 THRU: 10-01-89
4 084755-51-AD8	EA	SHADE-SIDEWALL ROLLER, 41.25" - AA8 - BLUE FROM: 10-02-89 THRU: 99-99-99
4 084755-69-AD9	EA	SHADE-SIDEWALL ROLLER, 55.25" - AD9 - DESERT SAND FROM: 00-00-00 THRU: 10-01-89
4 084755-51-AD9	EA	SHADE-SIDEWALL ROLLER, 41.25" - AD9 - DESERT SAND FROM: 10-02-89 THRU: 99-99-99
4 089058-61-AA3	EA	LEG-WINDOW REAR SIDE, 27.5" - AD8 - BLUE FROM: 00-00-00 THRU: 07-24-89
4 089058-61-AD3	EA	LEG-WINDOW REAR SIDE, 27.5" - AD8 - BLUE FROM: 07-25-89 THRU: 10-01-89
4 089058-61-AD4	EA	LEG-WINDOW REAR SIDE, 27.5" - AD9 - DESERT SAND FROM: 00-00-00 THRU: 10-01-89
4 089058-62-AA3	EA	LEG-WINDOW FRONT SIDE, 27.5" - AD8 - BLUE FROM: 00-00-00 THRU: 07-24-89
4 089058-62-AD3	EA	LEG-WINDOW FRONT SIDE, 27.5" - AD8 - BLUE FROM: 07-25-89 THRU: 10-01-89
4 089058-62-AD4	EA	LEG-WINDOW FRONT SIDE, 27.5" - AD9 - DESERT SAND FROM: 00-00-00 THRU: 10-01-89
4 093454-06-A88	EA	CURTAIN-WINDOW, 29.5" X 15" - SNAP TOP - AD8 - BLUE FROM: 10-02-89 THRU: 99-99-99
4 093454-06-A89	EA	CURTAIN-WINDOW, 29.5" X 15" - SNAP TOP - AD9 - MAUVE FROM: 10-02-89 THRU: 99-99-99

TABLE OF CONTENTS

INTRODUCTION	A-01 - A-04
ICF22EC	A-05 - D-14
ICF27EU	D-15 - H-14

1990 ICF22EC INDEX

FLOOR PLAN	A-05 - A-06
ACCESSORIES	A-07 - A-09
BATH	A-10 - A-13
BEDROOM	A-14
CHASSIS	A-15 - A-18
C C & PAD	A-19 - B-02
DINETTE	B-03 - E-04
DRIVERS	B-05 - B-08
ELECTRICAL	B-09 - B-12
EXTERIOR BODY	B-13 - B-18
GALLEY	B-19 - C-01
HEATING & A/C	C-02 - C-08
INTERIOR FINISH	C-09 - C-10
LABEL	C-11
LP	C-12
SEALANTS & FASTENERS	C-13 - C-14
WATER & SEWAGE	C-15 - C-19
WINDOW, VENT AND EXTERIOR DOOR	C-20 - D-14

CURTAIN, CUSHION & PAD GROUP (CONTINUED)

BACKWALL WINDOW TREATMENT

KEY PART NUMBER	U/M	DESCRIPTION
M81977-48-AA8	EA	VALANCE-BACKWALL WINDOW, W/O CURTAIN - 21" - AD8 - BLUE FROM: 00-00-00 THRU: 07-24-89
M81977-48-AD8	EA	VALANCE-BACKWALL WINDOW, W/O CURTAIN - 21" - AD8 - BLUE FROM: 07-25-89 THRU: 10-01-89
099194-23-AA8	EA	VALANCE-BACKWALL WINDOW, W/WOOD TRIM - 21" - AD8 - BLUE FROM: 10-02-89 THRU: 01-04-90
099194-21-AD3	EA	VALANCE-BACKWALL WINDOW W/WOOD TRIM - 31.7" - AD8 - BLUE FROM: 01-05-90 THRU: 99-99-99
M81977-48-AA9	EA	VALANCE-BACKWALL WINDOW, W/O CURTAIN - 21" - AD9 - DESERT SAND FROM: 00-00-00 THRU: 10-01-89
099194-23-AD9	EA	VALANCE-BACKWALL WINDOW, W/WOOD TRIM - 21" - AD9 - DESERT SAND FROM: 10-02-89 THRU: 01-04-90
099194-21-AD4	EA	VALANCE-BACKWALL WINDOW W/WOOD TRIM - 31.7" - AD9 - DESERT SAND FROM: 10-05-90 THRU: 99-99-99
084755-52-AA8	EA	SHADE-BACKWALL ROLLER, 15.25" - AD8 - BLUE FROM: 00-00-00 THRU: 07-24-89
084755-52-AD3	EA	SHADE-BACKWALL ROLLER, 15.25" - AD8 - BLUE FROM: 07-25-89 THRU: 10-01-89
084755-71-AA8	EA	SHADE-BACKWALL ROLLER, 17.25" - AD8 - BLUE FROM: 10-02-89 THRU: 01-04-90
084755-54-AD3	EA	SHADE-BACKWALL ROLLER, 29.25" - AD8 - BLUE FROM: 01-05-90 THRU: 99-99-99
084755-52-AD4	EA	SHADE-BACKWALL ROLLER, 15.25" - AD9 - DESERT SAND FROM: 00-00-00 THRU: 10-01-89
084755-71-AD9	EA	SHADE-BACKWALL ROLLER, 17.25" - AD9 - DESERT SAND FROM: 10-02-89 THRU: 01-04-90
084755-54-AD9	EA	SHADE-BACKWALL ROLLER, 29.25" - AD9 - DESERT SAND FROM: 01-05-90 THRU: 99-99-99
089058-61-AA3	EA	LEG-WINDOW REAR SIDE, 27.5" - AD8 - BLUE FROM: 00-00-00 THRU: 07-24-89
089058-61-AD3	EA	LEG-WINDOW REAR SIDE, 27.5" - AD8 - BLUE FROM: 07-25-89 THRU: 10-01-89
089058-61-AD4	EA	LEG-WINDOW REAR SIDE, 27.5" - AD9 - DESERT SAND FROM: 00-00-00 THRU: 10-01-89
089058-62-AA3	EA	LEG-WINDOW FRONT SIDE, 27.5" - AD8 - BLUE FROM: 00-00-00 THRU: 07-24-89
089058-62-AD3	EA	LEG-WINDOW FRONT SIDE, 27.5" - AD8 - BLUE FROM: 07-25-89 THRU: 10-01-89
089058-62-AD4	EA	LEG-WINDOW FRONT SIDE, 27.5" - AD9 - DESERT SAND FROM: 00-00-00 THRU: 10-01-89
093454-06-AA8	EA	CURTAIN-WINDOW, 29.5" X 15" - SNAP TOP - AD8 - BLUE FROM: 10-02-89 THRU: 99-99-99
093454-06-AD9	EA	CURTAIN-WINDOW, 29.5" X 15" - SNAP TOP - AD9 - DESERT SAND FROM: 10-02-89 THRU: 99-99-99

WINDSHIELD PRIVACY CURTAIN

KEY PART NUMBER	U/M	DESCRIPTION
077591-07-AA8	EA	CURTAIN-VELCRO TOP, PASS. - 32.5" X 86" - AD8 - BLUE FROM: 00-00-00 THRU: 07-24-89
077591-07-AD8	EA	CURTAIN-VELCRO TOP, PASS. - 32.5" X 86" - AD8 - BLUE FROM: 07-25-89 THRU: 99-99-99
077591-07-AD9	EA	CURTAIN-VELCRO TOP, PASS. - 32.5" X 86" - AD9 - DESERT SAND FROM: 00-00-00 THRU: 07-24-89
077591-06-AA8	EA	CURTAIN-VELCRO TOP, DRIVERS - 32.5" X 86" - AD8 - BLUE FROM: 00-00-00 THRU: 07-24-89
077591-08-AD8	EA	CURTAIN-VELCRO TOP, DRIVERS - 32.5" X 86" - AD8 - BLUE FROM: 07-25-89 THRU: 99-99-99
077591-08-AD9	EA	CURTAIN-VELCRO TOP, DRIVERS - 32.5" X 86" - AD9 - DESERT SAND FROM: 00-00-00 THRU: 07-24-89
073260-23-AA3	EA	TIEBACK - 3" X 18" - AD8 - BLUE FROM: 00-00-00 THRU: 07-24-89
073260-23-AD3	EA	TIEBACK - 3" X 18" - AD8 - BLUE FROM: 07-25-89 THRU: 99-99-99
073260-23-AD4	EA	TIEBACK - 3" X 18" - AD9 - DESERT SAND

CURTAIN, CUSHION & PAD GROUP (CONTINUED)

PRIVACY CURTAINS

KEY PART NUMBER	U/M	DESCRIPTION
073304-04-AA8	EA	CURTAIN-PRIVACY, SNAP TOP - 64" X 53" - AD8 - BLUE FROM: 00-00-00 THRU: 07-24-89
073304-04-AD8	EA	CURTAIN-PRIVACY, SNAP TOP - 64" X 53" - AD8 - BLUE FROM: 07-25-89 THRU: 99-99-99
073304-04-AD9	EA	CURTAIN-PRIVACY, SNAP TOP - 64" X 53" - AD9 - DESERT SAND FROM: 00-00-00 THRU: 07-24-89
073260-23-AA3	EA	TIEBACK - 3" X 18" - AD8 - BLUE FROM: 07-25-89 THRU: 99-99-99
073260-23-AD3	EA	TIEBACK - 3" X 18" - AD8 - BLUE
073260-23-AD4	EA	TIEBACK - 3" X 18" - AD9 - DESERT SAND

CAB PRIVACY CURTAIN

KEY PART NUMBER	U/M	DESCRIPTION
093452-01-AD3	EA	CURTAIN-SNAP TOP, PASS CAB PRIVACY - 48" X 50" - AD8 - BLUE
093452-02-AD3	EA	CURTAIN-SNAP TOP, DRIVERS CAB PRIVACY - 48" X 50" - AD8 - BLUE
093452-01-AD4	EA	CURTAIN-SNAP TOP, PASS CAB PRIVACY - 48" X 50" - AD9 - DESERT SAND
093452-02-AD4	EA	CURTAIN-SNAP TOP, DRIVERS CAB PRIVACY - 48" X 50" - AD9 - DESERT SAND

DINETTE CUSHIONS, MATTRESS AND OVERHEAD BUNK CUSHION

KEY PART NUMBER	U/M	DESCRIPTION
088927-42-AD8	EA	CUSHION-SEAT, 5" X 22" X 38" - AD8 - BLUE
088927-42-AD9	EA	CUSHION-SEAT, 5" X 22" X 38" - AD9 - DESERT SAND
M88927-42-AD8	EA	COVER-SEAT CUSHION, 5" X 22" X 38" - AD8 - BLUE
M88927-42-AD9	EA	COVER-SEAT CUSHION, 5" X 22" X 38" - AD9 - DESERT SAND
088927-41-AD8	EA	CUSHION-ANGLED BACK, 5" X 13.5" X 38" - AD8 - BLUE FROM: 00-00-00 THRU: 11-26-89
088927-60-AD8	EA	CUSHION-ANGLED BACK, 5" X 15" X 38" - AD8 - BLUE FROM: 11-27-89 THRU: 99-99-99
088927-41-AD9	EA	CUSHION-ANGLED BACK, 5" X 13.5" X 38" - AD9 - DESERT SAND FROM: 00-00-00 THRU: 11-27-89
088927-60-AD9	EA	CUSHION-ANGLED BACK, 5" X 15" X 38" - AD9 - DESERT SAND FROM: 11-27-89 THRU: 99-99-99
M88927-41-AD8	EA	COVER-BACK CUSHION, 5" X 13.5" X 38" - AD8 - BLUE FROM: 00-00-00 THRU: 11-26-89
M88927-60-AD8	EA	COVER-BACK CUSHION, 5" X 13.5" X 38" - AD8 - BLUE FROM: 11-27-89 THRU: 99-99-99
M88927-41-AD9	EA	COVER-BACK CUSHION, 5" X 13.5" X 38" - AD9 - DESERT SAND FROM: 00-00-00 THRU: 11-26-89
M88927-60-AD9	EA	COVER-BACK CUSHION, 5" X 13.5" X 38" - AD9 - DESERT SAND FROM: 11-27-89 THRU: 99-99-99
085366-02-AD8	EA	CUSHION-BEDROOM PILLOW, 20" X 30" - AD8 - BLUE
085366-02-AD9	EA	CUSHION-BEDROOM PILLOW, 20" X 30" - AD9 - DESERT SAND
093462-05-AD8	EA	MATTRESS-QUILTED, 48" X 75" - AD8 - BLUE FROM: 00-00-00 THRU: 01-04-90
093462-09-AA8	EA	MATTRESS-QUILTED, 54" X 75" - AD8 - BLUE FROM: 01-05-90 THRU: 99-99-99
093462-05-AD9	EA	MATTRESS-QUILTED, 48" X 75" - AD9 - DESERT SAND FROM: 00-00-00 THRU: 01-04-90
093462-09-AA9	EA	MATTRESS-QUILTED, 54" X 75" - AD9 - DESERT SAND FROM: 01-05-90 THRU: 99-99-99
M93462-05-AD8	EA	COVER-MATTRESS, QUILTED - 48" X 75" - AD8 - BLUE FROM: 00-00-00 THRU: 01-04-90
M93462-09-AA8	EA	COVER-MATTRESS, QUILTED - 54" X 75" - AD8 - BLUE FROM: 01-05-90 THRU: 99-99-99
M93462-05-AD9	EA	COVER-MATTRESS, QUILTED - 48" X 75" - AD9 - DESERT SAND FROM: 00-00-00 THRU: 01-04-90
M93462-09-AA9	EA	COVER-MATTRESS, QUILTED - 54" X 75" - AD9 - DESERT SAND FROM: 01-05-90 THRU: 99-99-99
079145-04-000	EA	CUSHION-BUNK, OVERHEAD - 4" X 34" X 78" - AD8 / AD9
M79145-04-00J	EA	COVER-BUNK CUSHION, OVERHEAD - 4" X 34" X 78" - AD8 & AD9

TABLE OF CONTENTS

INTRODUCTION	A-01 - A-04
ICF22EC	A-05 - D-14
ICF27EU	D-15 - H-14

1990 ICF22EC INDEX

FLOOR PLAN	A-05 - A-06
ACCESSORIES	A-07 - A-09
BATH	A-10 - A-13
BEDROOM	A-14
CHASSIS	A-15 - A-18
C & PAD	A-19 - B-02
DINETTE	B-03 - B-04
DRIVERS	B-05 - B-08
ELECTRICAL	B-09 - B-12
EXTERIOR BODY	D-13 - B-18
GALLEY	B-19 - C-01
HEATING & A/C	C-02 - C-06
INTERIOR FINISH	C-07 - C-10
LABEL	C-11
LP	C-12
SEALANTS & FASTENERS	C-13 - C-14
WATER & SEWAGE	C-15 - C-19
WINDOW, VENT AND EXTERIOR DOOR	C-20 - D-14

CURTAIN, CUSHION & PAD GROUP (CONTINUED)

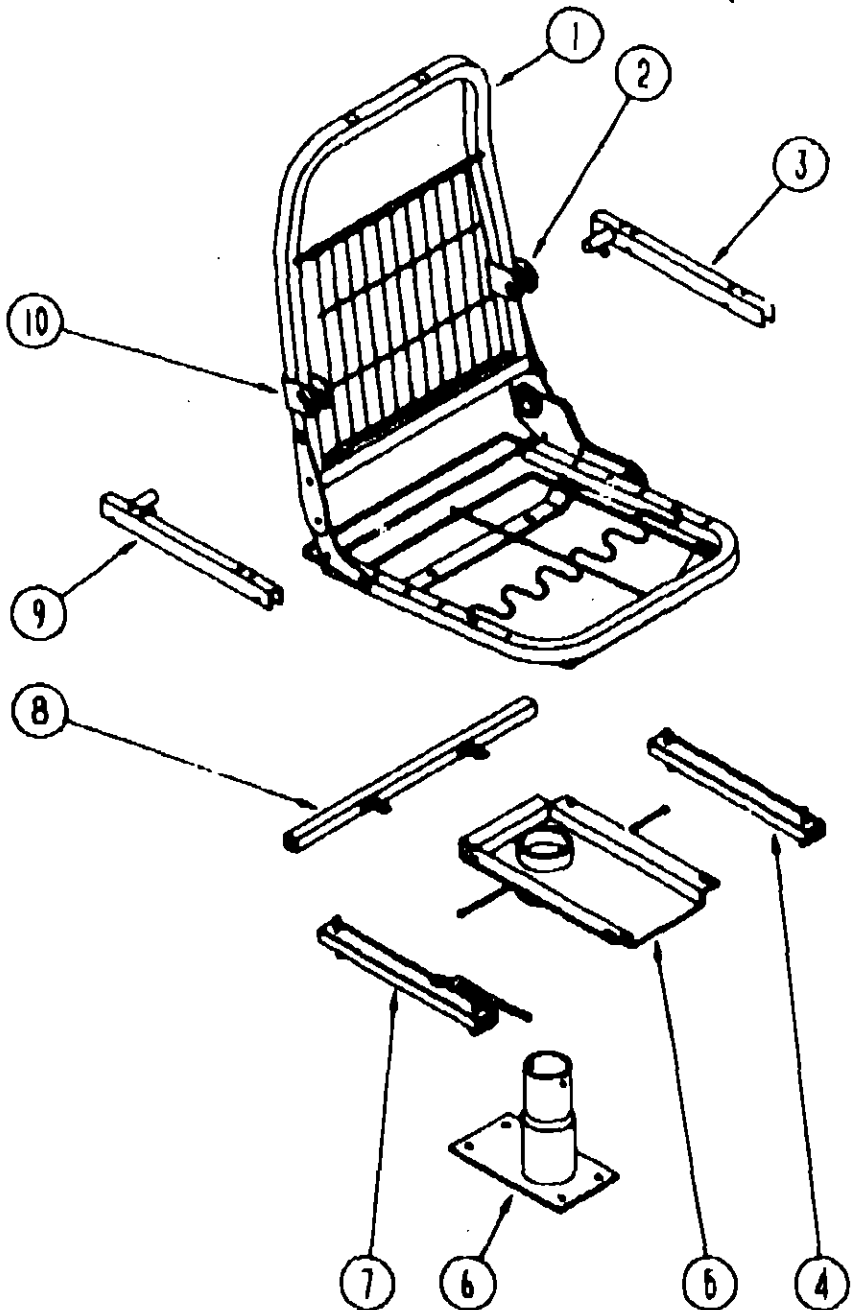
BUCKET SEATS

KEY PART NUMBER	U/M	DESCRIPTION
093450-01-AD8	EA	BUCKET SEAT-DRIVER/PASSENGER, NO HEADREST - AD8 - BLUE
093450-01-AD9	EA	BUCKET SEAT-DRIVER/PASSENGER, NO HEADREST - AD9 - DESERT SAND
M03445-01-AD8	EA	COVER-SEAT, BUCKET SEAT - AD8 - BLUE
M03445-01-AD9	EA	COVER-SEAT, BUCKET SEAT - AD9 - DESERT SAND
M03445-02-AD8	EA	COVER-BACK, BUCKET SEAT - AD8 - BLUE
M03445-02-AD9	EA	COVER-BACK, BUCKET SEAT - AD9 - DESERT SAND
080243-32-AD8	EA	ARMREST-BUCKET SEAT, RIGHT HAND - AD8 - BLUE
080243-32-AD9	EA	ARMREST-BUCKET SEAT, RIGHT HAND - AD9 - DESERT SAND
080243-33-AD8	EA	ARMREST-BUCKET SEAT, LEFT HAND - AD8 - BLUE
080243-33-AD9	EA	ARMREST-BUCKET SEAT, LEFT HAND - AD9 - DESERT SAND
M80243-32-AD8	EA	COVER-ARMREST, BUCKET SEAT - RIGHT HAND - AD8 - BLUE
M80243-32-AD9	EA	COVER-ARMREST, BUCKET SEAT - RIGHT HAND - AD9 - DESERT SAND
M80243-33-AD8	EA	COVER-ARMREST, BUCKET SEAT - LEFT HAND - AD8 - BLUE
M80243-33-AD9	EA	COVER-ARMREST, BUCKET SEAT - LEFT HAND - AD9 - DESERT SAND
071126-24-AD8	EA	SKIRT-BUCKET SEAT, DRIVER AND PASSENGER - AD8 - BLUE
071126-24-AD9	EA	SKIRT-BUCKET SEAT, DRIVER AND PASSENGER - AD9 - DESERT SAND

RECLINING SEAT OPTION (OPT 53H)

KEY PART NUMBER	U/M	DESCRIPTION
093450-05-AD8	EA	SEAT-BUCKET - RECLINING - W/O HEADREST - AD8 - BLUE
093450-05-AD9	EA	SEAT-BUCKET - RECLINING - W/O HEADREST - AD9 - DESERT SAND
M03445-01-AD8	EA	COVER-SEAT, BUCKET SEAT - AD8 - BLUE
M03445-01-AD9	EA	COVER-SEAT, BUCKET SEAT - AD9 - DESERT SAND
M03445-02-AD8	EA	COVER-BACK, BUCKET SEAT - AD8 - BLUE
M03445-02-AD9	EA	COVER-BACK, BUCKET SEAT - AD9 - DESERT SAND
080243-32-AD8	EA	ARMREST-BUCKET SEAT, RIGHT HAND - AD8 - BLUE
080243-32-AD9	EA	ARMREST-BUCKET SEAT, RIGHT HAND - AD9 - DESERT SAND
M80243-32-AD8	EA	COVER-ARMREST, BUCKET SEAT - RIGHT HAND - AD8 - BLUE
M80243-32-AD9	EA	COVER-ARMREST, BUCKET SEAT - RIGHT HAND - AD9 - DESERT SAND
080243-33-AD8	EA	ARMREST-BUCKET SEAT, LEFT HAND - AD8 - BLUE
080243-33-AD9	EA	ARMREST-BUCKET SEAT, LEFT HAND - AD9 - DESERT SAND
M80243-33-AD8	EA	COVER-ARMREST, BUCKET SEAT - LEFT HAND - AD8 - BLUE
M80243-33-AD9	EA	COVER-ARMREST, BUCKET SEAT - LEFT HAND - AD9 - DESERT SAND

CURTAIN, CUSHION & PAD GROUP (CONTINUED)



BUCKET SEAT HARDWARE

KEY PART NUMBER	U/M	DESCRIPTION
1 M80908-01-000	EA	FRAME ASM-SEAT, BACK & SPRING
1 M80803-01-000	EA	FRAME-SEAT, SINGLE NOT BEND
080368-04-000	EA	FRAME-CABLE, REMOTE SWIVEL
080730-02-000	EA	RECLINER-SEAT BACK, LH
080731-02-000	EA	HINGE-SLAVE, RECLINER, LEFT HAND
080730-03-700	EA	HANDLE KIT-RECLINER
080730-04-000	EA	SCREW-RECLINER, HANDLE
080730-05-000	EA	SHIELD-RECLINER
2 081362-02-000	EA	BRACKET-ARMREST, LEFT HAND
3 081268-02-000	EA	ROD & CHANNEL-ARMREST, LEFT - METAL
080368-04-000	EA	CABLE CONTROL-REMOTE SWIVEL
081361-01-000	EA	ROD-ARMREST, METAL
4 089246-02-000	EA	ADJUSTER-BUCKET SEAT W/O LOCK, FORWARD AND BACK
5 069585-27-000	EA	TOP PLATE-PEDESTAL, BUCKET SEATS
5 093481-04-000	EA	TOP PLATE-PEDESTAL, BUCKET SEATS W/O SEATBELT BAR
6 069585-08-000	EA	BASE-BUCKET SEAT, BOLTS TO FLOOR - VERTICAL 8"
7 089246-01-000	EA	ADJUSTER-BUCKET SEAT W/LOCK, FORWARD AND BACK
8 069585-29-000	EA	BAR-SEAT BELT, BUCKET SEATS - 20"
9 081268-01-000	EA	ROD & CHANNEL-ARMREST, RIGHT - METAL
10 081362-01-000	EA	BRACKET-ARMREST, RIGHT HAND

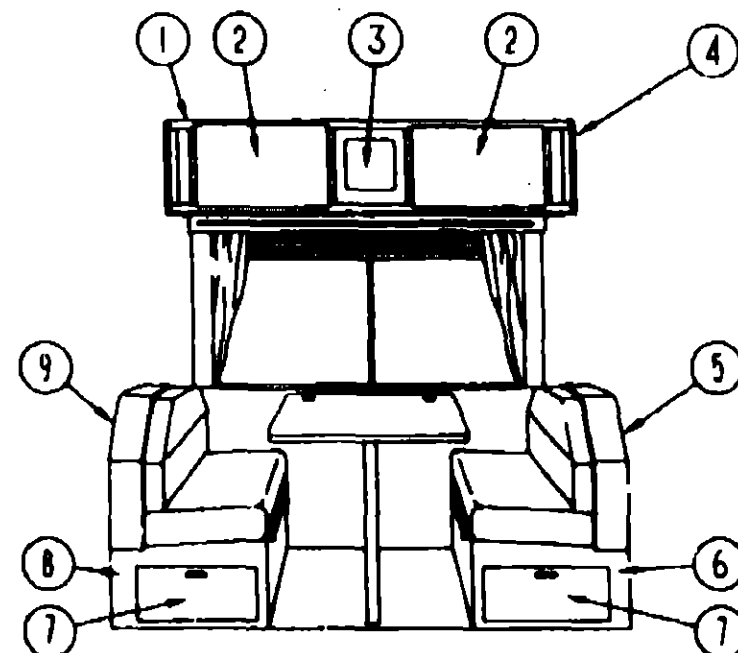
TABLE OF CONTENTS

INTRODUCTION	A-01 - A-04
ICF22EC	A-05 - D-14
ICF27EIJ	D-15 - H-14

1990 ICF22EC INDEX

FLOOR PLAN	A-05 - A-06
ACCESSORIES	A-07 - A-09
BATH	A-10 - A-13
BEDROOM	A-14
CHASSIS	A-15 - A-18
C & PAD	A-19 - B-02
DINETTE	B-03 - B-04
DRIVERS	B-05 - B-08
ELECTRICAL	B-09 - B-12
EXTERIOR BODY	B-13 - B-18
GALLEY	B-19 - C-01
HEATING & A/C	C-02 - C-08
INTERIOR FINISH	C-09 - C-10
LABEL	C-11
LP	C-12
SEALANTS & FASTENERS	C-13 - C-14
WATER & SEWAGE	C-15 - C-19
WINDOW, VENT AND	
EXTERIOR DOOR	C-20 - D-14

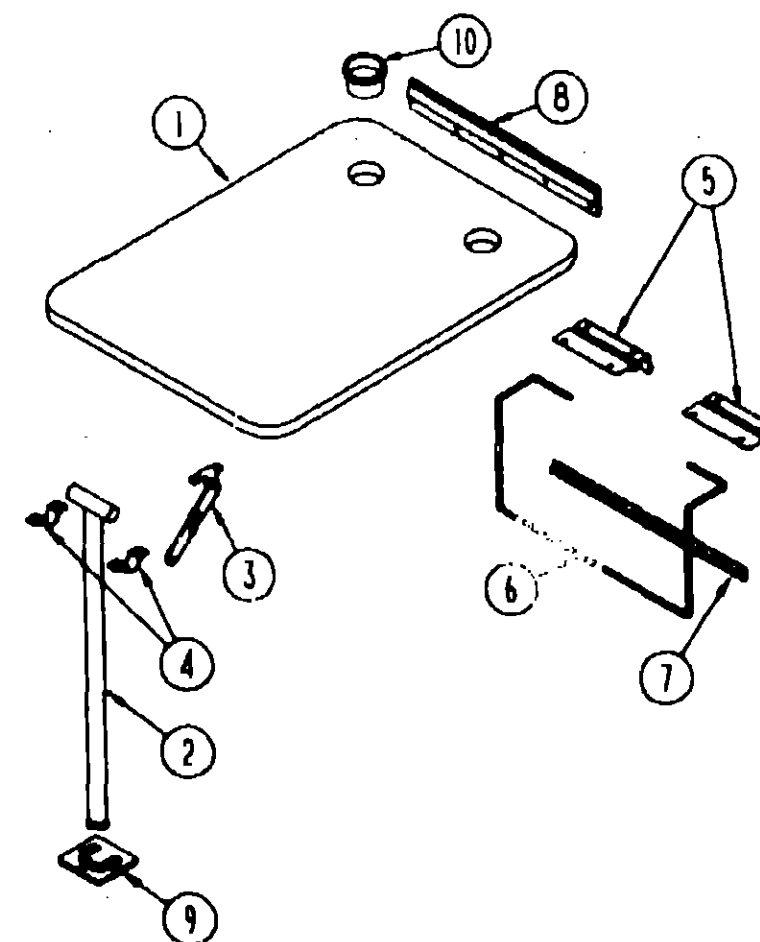
DINETTE GROUP



OVERHEAD CABINET & COMPONENTS

KEY PART NUMBER	U/M	DESCRIPTION
1 M95795-01-AA8	EA	CABINET-OVERHEAD W/O DOORS
M04074-11-AA8	EA	FACE-OVERHEAD CABINET
2 M96652-35-AA8	EA	DOOR-OVERHEAD CABINET, W/O HARDWARE - 12" X 26"
		FROM: 00-00-00 THRU: 11-26-89
2 M96652-35-A93	EA	DOOR-OVERHEAD CABINET, W/O HARDWARE - 12" X 26"
		FROM: 11-27-89 THRU: 99-99-99
3 089340-01-000	EA	GRILLE-SPEAKER, 6.5" SQUARE (ON OVERHEAD CABINET)
094097-01-000	EA	SPEAKER-RADIO, W/O GRILLE - AUDIOVOX 110C3030 5.25" DIAMETER
074979-01-000	EA	SHIELD-SPEAKER, BACK - MOLDED PLASTIC - BEIGE
4 094590-01-AA8	EA	CAP-END, FRONT OVERHEAD CABINET
5 M03079-01-AA8	EA	CABINET-FRONT SEATBACK
6 M03078-01-AA8	EA	CABINET-FRONT SEAT BASE
7 M96652-28-AA8	EA	DOOR-CABINET, W/O HARDWARE - 10" X 19"
		FROM: 00-00-00 THRU: 11-26-89
7 M96652-28-A93	EA	DOOR-CABINET, W/O HARDWARE - 10" X 19"
		FROM: 11-27-89 THRU: 99-99-99
8 M03078-02-AA8	EA	CABINET-REAR SEAT BASE
9 M03079-02-AA8	EA	CABINET-REAR SEATBACK

DINETTE GROUP (CONTINUED)



DINETTE TABLE & COMPONENTS

KEY PART NUMBER	U/M	DESCRIPTION
1 M02115-09-AA8	EA	TABLE-DINETTE, W/O EDGE BAND - AA8 - BLUE
1 M02115-09-AA9	EA	TABLE-DINETTE, W/O EDGE BAND - DESERT SAND
		076325-24-000 FT MOLDED-EDGE BAND, 1 5/16" WIDE - WOODGRAIN
	EA	SCREW-10-12X.75 PPH TAN
	EA	BUMPER-CABINET DOOR, RUBBER - BROWN
2 024276-17-000	EA	LEG-TABLE, TAN
		FROM: 00-00-00 THRU: 01-01-90
2 024276-21-000	EA	LEG-TABLE, BEIGE
		FROM: 01-02-90 THRU: 99-99-99
3 024282-01-000	EA	BRACE-TABLE LEG, HINGED
024283-01-000	EA	CLIP-LEG, 1" X 1.125" OD - BLACK
4 064050-02-000	EA	CLAMP-SADDLE, LEG HINGE - TAN
		FROM: 00-00-00 THRU: 01-01-90
4 064050-03-000	EA	CLAMP-SADDLE, LEG HINGE - TAN
		FROM: 01-02-90 THRU: 99-99-99
5 088410-01-000	EA	BRACKET-LIFT, TABLE MOUNTED - BEIGE
6 024275-05-000	EA	ROD-TABLE LIFT, 8" X 23.5" - BEIGE
7 024281-07-000	EA	BRACKET-LIFT ROD, LOWER WALL MOUNTED - 22.12" - BEIGE
8 053200-05-000	EA	BRACKET-TABLE SUPPORT, UPPER WALL MOUNTED - 23.5" - BEIGE
9 049493-07-000	EA	CATCH-TABLE LEG, FLOOR MOUNTED - TAN
		FROM: 01-02-89 THRU: 01-01-90
9 049493-10-000	EA	CATCH-TABLE LEG, FLOOR MOUNTED - BEIGE
		FROM: 01-02-90 THRU: 99-99-99
10 064781-05-000	EA	HOLDER-CUP, TWO STEP - BEIGE

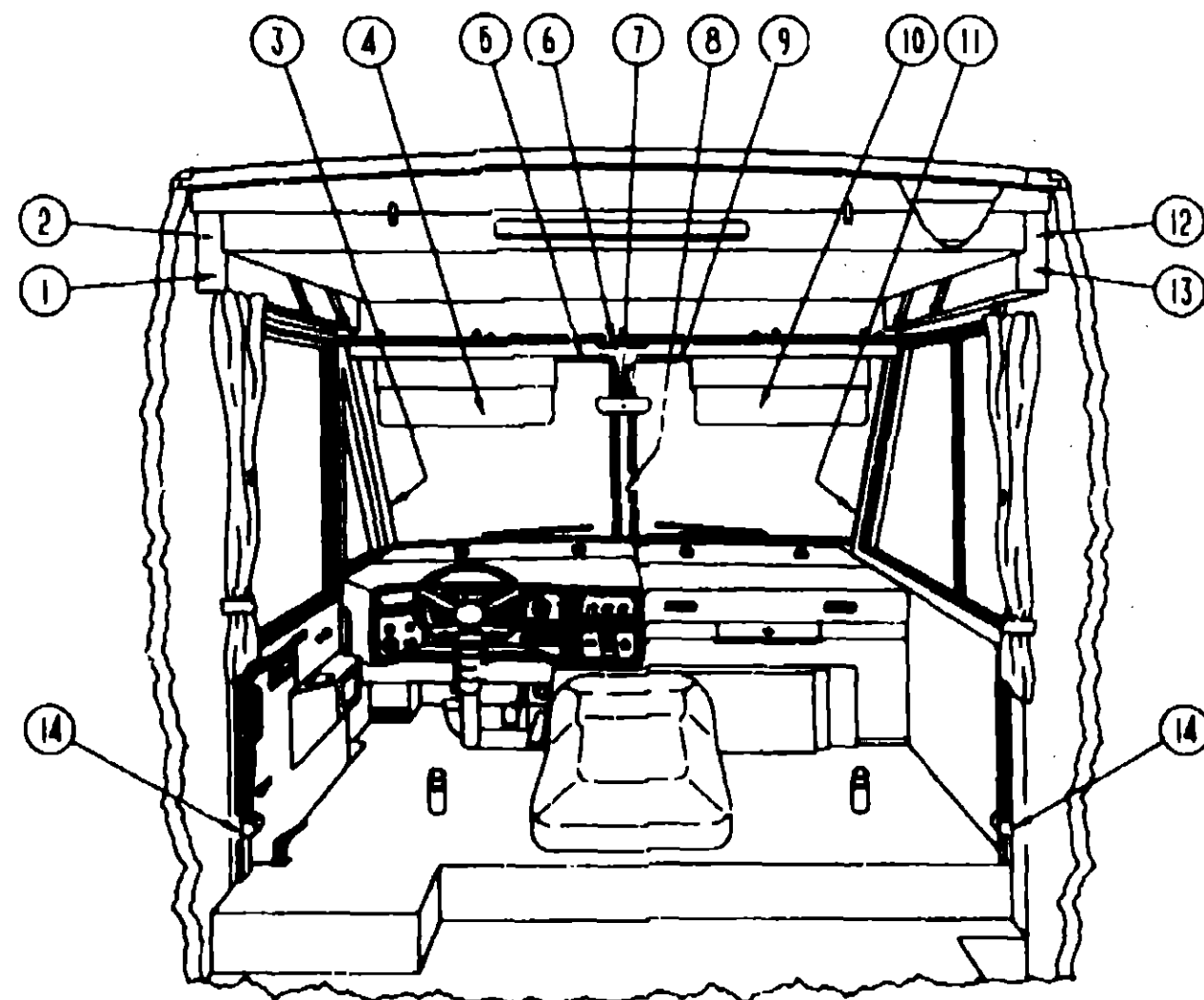
TABLE OF CONTENTS

INTRODUCTION	A-01 - A-04
ICF22EC	A-05 - D-14
ICF27EU	D-15 - H-14

1990 ICF22EC INDEX

FLOOR PLAN	A-05 - A-06
ACCESSORIES	A-07 - A-09
BATH	A-10 - A-13
BEDROOM	A-14
CHASSIS	A-15 - A-18
C & PAD	A-19 - B-02
DINETTE	B-03 - B-04
DRIVERS	B-05 - B-08
ELECTRICAL	B-09 - B-12
EXTERIOR BODY	B-13 - B-18
GALLEY	B-19 - C-01
HEATING & A/C	C-02 - C-08
INTERIOR FINISH	C-09 - C-10
LABEL	C-11
LP	C-12
SEALANTS & FASTENERS	C-13 - C-14
WATER & SEWAGE	C-15 - C-18
WINDOW, VENT AND EXTERIOR DOOR	C-20 - D-14

DRIVERS COMPARTMENT GROUP



UPPER TRIM COMPONENTS

KEY PART NUMBER	U/M DESCRIPTION
1 080857-04-000	EA TRIM-DRIVER OVERHEAD SIDE, LOWER PIECE
2 080855-04-000	EA TRIM-DRIVER OVERHEAD SIDE, UPPER PIECE
3 079208-02-000	EA TRIM POST-WINDSHIELD, DRIVER CORNER - METAL - BEIGE
4 082286-01-U04	EA SUNVISOR-DRIVERS
5 078579-02-000	EA TRIM-WINDSHIELD, UPPER DRIVERS SIDE - PLASTIC - BEIGE
6 086280-01-000	EA LIGHT-SURFACE MOUNT, 12V - JENSEN 1236
086280-01-700	EA FULL-SURFACE MOUNT LIGHT, 12V - 8W
7 040714-01-700	EP FASTENER-NEAR VIEW W/ARM MOUNT & SET SCREW - GM # 911722
081108-01-AA8	EA TRIM-HEADER, ROUTED/SHAPED WOOD - 1.7" X 83.75"
8 079785-01-000	EA TRIM-CENTER WINDSHIELD, PLASTIC - BEIGE
9 078579-01-000	EA TRIM-WINDSHIELD, UPPER PASSENGER SIDE - PLASTIC - BEIGE
10 082286-03-U04	EA SUNVISOR-PASSENGER, W/MIRROR
083163-01-000	EA MIRROR-SUNVISOR, 3.5" X 7"
007211-01-000	EA HINGE-SUNVISOR
074012-01-000	EA CLIP-SUNVISOR, SQUARE - PINCH ON
075233-01-000	SY PAD-SUNVISOR, 3/8" X 8" WIDE
086708-01-000	EA MOUNT-SUNVISOR, CLIP TYPE - BLACK
11 079208-01-000	EA TRIM POST-WINDSHIELD, PASSENGER CORNER - METAL - BEIGE
12 080855-03-000	EA TRIM-PASS. OVERHEAD SIDE, UPPER PIECE
13 080856-03-000	EA TRIM-PASS. OVERHEAD SIDE, LOWER PIECE
14 091990-01-01A	EA SEAT BELT-SHOULDER HARNESS - DRIVERS/PASSENGERS - BLACK
091990-02-01A	EA BRACKET-DRIVERS SEAT BELT, FLOOR MOUNT
024700-21-000	EA COVER-SEATBELT MOUNT, CEILING TO FLOOR U-SHAPED PLASTIC, BEIGE

DRIVERS COMPARTMENT GROUP (CONTINUED)

MOTOR COVER

KEY PART NUMBER	U/M DESCRIPTION
075939-01-000	EA COVER-MOTOR W/O CARPET FROM: 00-00-00 THRU: 09-24-89
097552-01-000	EA COVER-MOTOR W/O CARPET FROM: 09-25-89 THRU: 99-99-99
039623-01-000	FT SEAL-MOTOR COVER, RUBBER BULB TYPE - BLACK
075564-01-000	EA BRACKET-MOUNTING, MOTOR COVER
080544-01-000	EA TRIM-MOTOR COVER, METAL - SCREWS TO FLOOR
072878-01-000	EA INSULATION-SOUND BARRIER, PAD 29.25" X 40.19"

DIESEL EXPORT (OPT 05M)

KEY PART NUMBER	U/M DESCRIPTION
M01113-40-Y10	EA DASH ASM-W/RADIO, DIESEL FROM: 00-00-00 THRU: 11-09-89
094796-01-000	AFTER 11-09-89 THE DASH DID NOT HAVE TO BE CHANGED.
047338-03-000	EA CLUSTER-INSTRUMENT PANEL, KILOMETERS - GAS - GM# 25088535
086296-11-000	EA ISOLATOR-DUAL BATTERY, 70 AMP
	EA BEZEL-INSTRUMENT PANEL, BLACK

CANADIAN EXPORT (OPT 265)

KEY PART NUMBER	U/M DESCRIPTION
094796-01-000	EA CLUSTER-INSTRUMENT PANEL, KILOMETERS - GAS - GM# 25088535
	CHECK GM 25088535
092678-02-000	EA CIRCUIT BREAKER-20 AMP, 12 VOLT

JAPAN EXPORT (OPT 045)

KEY PART NUMBER	U/M DESCRIPTION
085268-01-Y24	EA HEADREST-BUCKET SEAT, W/O GROMMETS - AA8 - BLUE
085268-01-AA9	EA HEADREST-BUCKET SEAT, W/O GROMMETS - AA9 - MAUVE
M85268-01-Y24	EA COVER ASM-HEADREST, BUCKET SEAT - AA8 - BLUE
M85268-01-AA9	EA COVER ASM-HEADREST, AA9 - MAUVE
091313-01-000	EA GROMMET-HEADREST

TABLE OF CONTENTS

INTRODUCTION	A-01 - A-04
ICF22EC	A-05 - D-14
ICF27EU	D-15 - H-14

1990 ICF22EC INDEX

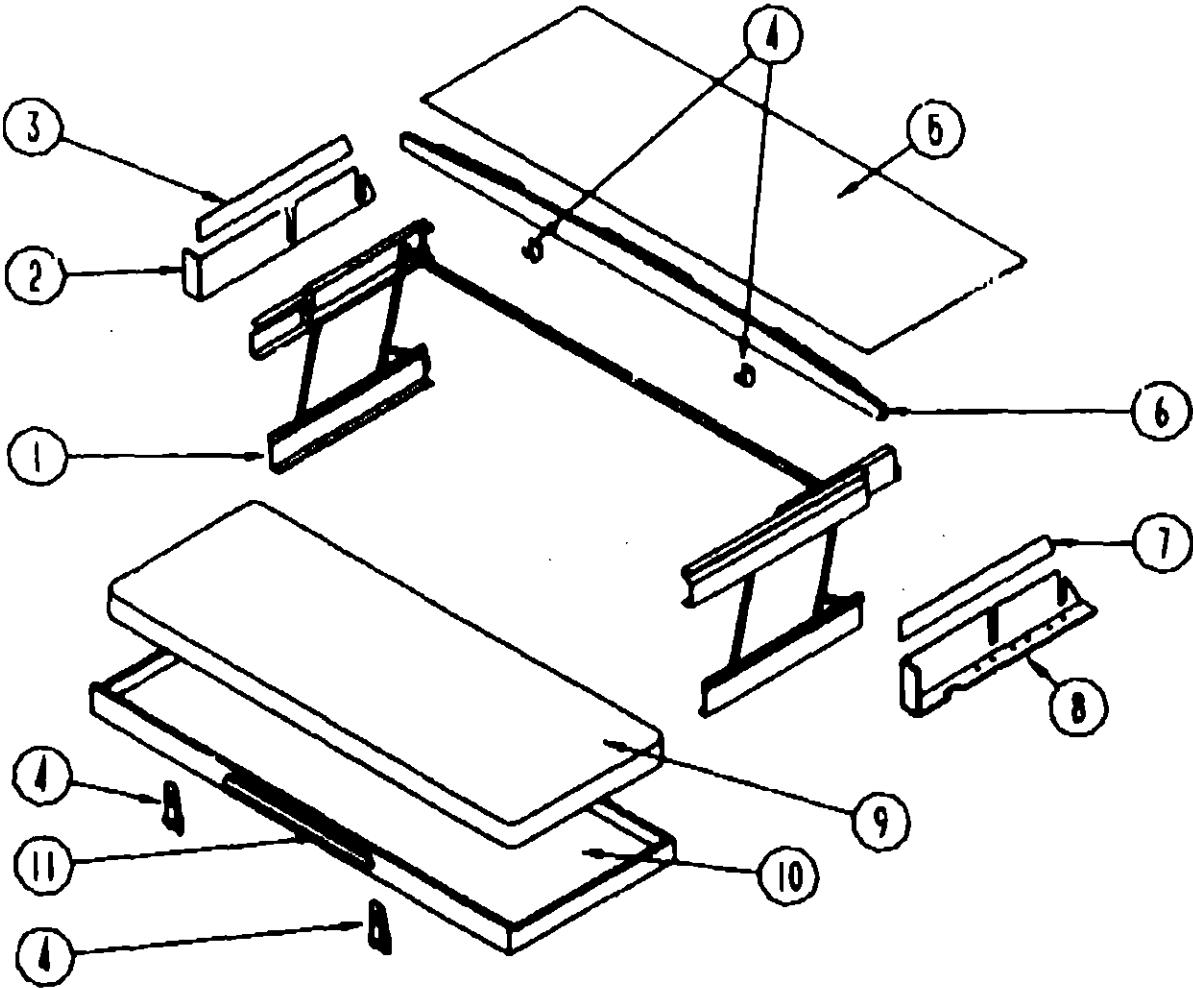
FLOOR PLAN	A-05 - A-08
ACCESSORIES	A-07 - A-09
BATH	A-10 - A-13
BEDROOM	A-14
CHASSIS	A-15 - A-18
C & PAD	A-19 - B-02
DINETTE	B-03 - B-04
DRIVERS	B-05 - B-08
ELECTRICAL	B-09 - B-12
EXTERIOR BODY	B-13 - B-18
GALLEY	B-19 - C-01
HEATING & A/C	C-02 - C-08
INTERIOR FINISH	C-09 - C-10
LABEL	C-11
LP	C-12
SEALANTS & FASTENERS	C-13 - C-14
WATER & SEWAGE	C-15 - C-19
WINDOW, VENT AND	
EXTERIOR DOOR	C-20 - D-14

DRIVERS COMPARTMENT GROUP (CONTINUED)

DASH & COMPONENTS

KEY PART NUMBER	U/M	DESCRIPTION
M01113-45-ADB	EA	DASH-COMplete AND WIRED LESS DRIVER AND PASSENGER FRONT DEFROSTER PANELS AND LOWER BLACK COVERS
009118-01-000	EA	LOCK-TWIST W/NUT, GLOVE COMPARTMENT
022219-01-000	EA	DOOR-GLOVE COMPARTMENT, BLACK
023834-01-000	EA	PANEL-KNEE KICK, 3.25" X 45.38" - BLACK
023892-01-000	EA	BOX-GLOVE COMPARTMENT, FIBERFOARD - BLACK
024459-04-000	EA	GAUGE-VOLTMETER
024461-01-000	EA	SWITCH-BATT, BATT/DUAL/MOM
024462-01-000	EA	SWITCH-BATT CONDITION, MAIN/AUX
024598-01-000	EA	HINGE-PIANO, GLOVE COMPARTMENT - 1 1/16" X 19"
038846-01-000	EA	RETAINER-DASH, 1" X 1/2"
039044-01-000	EA	LOUVER-ADJUSTABLE A/C, 2.5" X 5.75"
078006-23-000	EA	BEZEL-DASH, ENTERTAINMENT CENTER W/O GENERATOR
078068-01-000	EA	SUPPORT-DASH, METAL WELDED
038846-02-000	EA	RETAINER-DASH, 3" X 1.5"
076007-01-000	EA	SUPPORT-RADIO
079088-01-000	EA	TOP-PADDED DASH, DRIVERS SIDE - VINYL COVERED - BEIGE
079089-01-000	EA	TOP-PADDED DASH, PASSENGER SIDE - VINYL COVERED - BEIGE
086296-13-000	EA	BEZEL-INSTRUMENT PANEL, THREE SIDED FROM: 00-00-00 THRU: 08-01-89
086296-15-000	EA	BEZEL-INSTRUMENT PANEL, THREE SIDED FROM: 08-02-89 THRU: 99-99-99
087706-01-000	EA	MOUNTING KIT-RADIO, AUDIOVOX
089294-01-000	EA	LIGHTER ASM-CIGARETTE
090982-01-000	EA	RADIO-AM/FM CASSETTE, ELECTRIC TUNE - AUDIOVOX HCC-1035
093381-01-000	EA	SWITCH-RADIO, MAIN TO AUXILIARY
081059-02-000	EA	WIRE ASM-9-PIN, RADIO - AUDIOVOX 112B-1761
085747-01-000	SF	INSULATION-MICROFOAM, 5"
087210-01-000	EA	PLUG-DASH, PLASTIC - 1" SQUARE - BLACK
088841-01-000	EA	LABEL-FUEL, UNLEADED - DASH
073741-03-000	EA	SPEAKER-RADIO, OVAL - AUDIOVOX 110-2074 - 4" X 8"
073741-04-000	EA	GRILLE-SPEAKER, OVAL - 4" X 8" - BLACK
078581-02-000	EA	PANEL-DASH, FRONT - PASS. - W/DEFROSTER OPENING - PLASTIC
078582-02-000	EA	PANEL-DASH, FRONT - DRIVER - W/DEFROSTER OPENING - PLASTIC
024990-01-000	EA	OUTLET-DEFROSTER, WITH SWIVEL - 2" - TAN
077388-01-000	EA	PANEL-LOWER DRIVER SIDE - 5.86" X 15.70" - BLACK
077389-01-000	EA	PANEL-ELECTRIC ACCESS - LOWER CENTER - 4" X 6.8" - BLACK
077387-01-000	EA	PANEL-LOWER PASS. SIDE, 88.5" - BLACK
077539-01-000	EA	BRACKET-MOUNTING, ELECTRIC PANEL - L-SHAPED 2.5" X 1" X 1.5" - METAL - BLACK
040594-01-000	EA	COVER-STEERING COLUMN, PLASTIC - BLACK
078245-01-000	EA	BOOT-STEERING COLUMN, VINYL - BLACK
029094-04-000	YD	VELCRO TAPE-LOOP, 1" WIDE - BLACK
029096-03-000	YD	VELCRO TAPE-HOOK, 1" WIDE - BLACK
R77006-68-721	EA	CABLE-HOOD RELEASE

DRIVERS COMPARTMENT GROUP (CONTINUED)



FRONT BUNK-SINGLE (OPT 523)

KEY PART NUMBER	U/M	DESCRIPTION
1 078760-03-000	EA	SUPPORT HARDWARE ASM-BUNK
2 080858-04-000	EA	TRIM-DRIVER OVERHEAD SIDE, LOWER PIECE - PLASTIC - 2.1" X 38.25" - BEIGE
3 080855-08-000	EA	TRIM-BUNK HARDWARE, DRIVERS SIDE - UPPER 8.3" X 37.56" - ABS - BEIGE
4 042541-04-700	EA	LATCH ASM-W/STRIKE, (2 SETS) - BRASS
049465-04-000	EA	SCREW, 10-10 X 1 PTH W/WASHER - BEIGE
075943-02-000	EA	BRACE-ANGLE, W/HOLES - 1" X 1.5" X 1.4" - ALUMINUM - BEIGE
5 074497-14-000	SF	PANELING-CEILING, 4' X 8' - INCREMENTS OF 32 SF
6 M81715-01-Y70	EA	BOARD - BUNK, TRIM - CEILING MOUNTED
7 080855-05-000	EA	TRIM-BUNK HARDWARE, PASS. - 8.3" X 37.56" - PLASTIC - BEIGE
8 080858-03-000	EA	TRIM-PASS. OVERHEAD SIDE, LOWER PIECE - PLASTIC - 2.1" X 38.25" - BEIGE
9 079145-04-000	EA	CUSHION-BUNK, OVERHEAD - 4" X 34" X 78" - AAB / AAB
M79145-04-000	EA	COVER-BUNK CUSHION, OVERHEAD - 4" X 34" X 78" - AAB & AAB
10 081717-01-Y10	EA	BED ASM-BUNK, FRONT - PADDED - W/O HARDWARE
11 094658-01-AA8	EA	HANDLE-BUNK, OAK
M79145-04-000	EA	COVER-BUNK CUSHION, OVERHEAD - 1" X 34" X 78" - AAB / AAB

TABLE OF CONTENTS

INTRODUCTION	A-01 - A-04
ICF22EC	A-05 - D-14
ICF27EU	D-15 - H-14

1980 ICF22EC INDEX

FLOOR PLAN	A-05 - A-08
ACCESSORIES	A-07 - A-09
BATH	A-10 - A-13
BEDROOM	A-14
CHASSIS	A-15 - A-18
C C & PAD	A-19 - B-02
DINETTE	B-03 - B-04
DRIVERS	B-05 - B-08
ELECTRICAL	B-09 - B-12
EXTERIOR BODY	B-13 - B-18
GALLEY	B-19 - C-01
HEATING & A/C	C-02 - C-08
INTERIOR FINISH	C-09 - C-10
LABEL	C-11
LP	C-12
SEALANTS & FASTENERS	C-13 - C-14
WATER & SEWAGE	C-15 - C-19
WINDOW, VENT AND	
EXTERIOR DOOR	C-20 - D-14

ELECTRICAL GROUP

ELECTRIC CONTROL CENTER

KEY PART NUMBER	U/M	DESCRIPTION
008331-01-000	EA	TERMINAL-RING,TONGUE - #4 WIRE - 3/8" STUD - COPPER
008356-01-000	EA	CONNECTOR-PLASTIC, 3/8" AVG
041953-01-000	FT	CONDUIT-CONVOLUTED SLIT, 1/2" ID
083208-01-000	EA	CONTROL CENTER-32A, 120V/12V - B-W 6332
083209-03-000	EA	CIRCUIT BREAKER-15/20AMP, 120V - BW
083209-04-000	EA	CIRCUIT BREAKER-30A, 120V - BW L-30
083209-05-000	EA	CIRCUIT BREAKER-20A, 120V - BW J-20
083210-02-000	EA	CIRCUIT BREAKER-GFI, 15A - 120V - BW U-15
035416-04-000	EA	TERMINAL-RING #10 STUD FIT, INSULATED BARREL #16/14
071278-01-700	EA	DOOR-ELECTRICAL CONTROL CENTER W/CATCH
071278-01-703	EA	CATCH-ELECTRICAL CENTER DOOR

ELECTRICAL COMPONENTS

KEY PART NUMBER	U/M	DESCRIPTION
088473-10-000	EA	PIN-HOUSING, 2 POSITION
097618-01-000	EA	WIRE ASM-MONITOR PANEL, W/4 WIRES & BLACK RESISTOR - LVS
008037-01-000	FT	CABLE-BATTERY, 1AWG - STRANDED - BLACK
088751-01-000	FT	CABLE-BATTERY, 1/0 AWG, STRANDED, RED
088779-02-000	EA	CIRCUIT BREAKER-20 AMP, UNDER HOOD
		FROM: 00-00-00 THRU: 12-16-89
088779-04-000	EA	CIRCUIT BREAKER-30 AMP, UNDER HOOD
		FROM: 00-00-00 THRU: 12-16-89
088779-05-000	EA	CIRCUIT BREAKER-40 AMP, UNDER HOOD
		FROM: 00-00-00 THRU: 12-16-89
085720-06-000	EA	CIRCUIT BREAKER- 6 AMP, UNDER HOOD
		FROM: 00-00-00 THRU: 12-16-89
097611-01-000	EA	CIRCUIT BREAKER-6AMP,ATC - BLACK
		FROM: 09-13-89 THRU: 99-99-99
093654-01-000	EA	CIRCUIT BREAKER-6 AMP, HOUSE CONTROL PANEL
		FROM: 12-17-89 THRU: 99-99-99
093654-03-000	EA	CIRCUIT BREAKER-20 AMP, HOUSE CONTROL PANEL
		FROM: 12-17-89 THRU: 99-99-99
093655-02-000	EA	CIRCUIT BREAKER-30 AMP, HOUSE CONTROL PANEL
		FROM: 12-17-89 THRU: 99-99-99
093655-03-000	EA	CIRCUIT BREAKER-40 AMP
		FROM: 12-17-89 THRU: 99-99-99
089115-02-000	EA	PLATE-CIRCUIT BREAKER, UNDER HOOD
		FROM: 00-00-00 THRU: 12-16-89
085718-03-000	EA	BRACKET-PLATE, CIRCUIT BREAKER - 4 POSITION
		FROM: 00-00-00 THRU: 12-16-89
086755-01-000	EA	LATCH-1/4 TURN, PLASTIC ROTARY - BLACK
		ON CIRCUIT BOARD PLATE UNDER HOOD
		FROM: 00-00-00 THRU: 12-16-89
087949-01-000	EA	BUSS BAR-2 POSITION, UNDER HOOD
		FROM: 00-00-00 THRU: 12-16-89
092786-01-000	EA	BUSS BAR, 2 POSITION, UNDER HOOD
		FROM: 12-17-89 THRU: 99-99-99
093236-02-000	EA	LABEL-CIRCUIT BREAKER,MAIN
		FROM: 12-17-89 THRU: 99-99-99
082678-01-000	EA	CIRCUIT BREAKER-40 AMP, 12 VOLT
082901-05-000	EA	FUSE-15 AMPS,AUTOMOTIVE
097744-02-000	EA	HOUSING-TRAILER PIN, 48"
097748-01-000	EA	HOUSING CAP-TRAILER PIN
008288-01-000	EA	BOX-PLASTIC ELECTRIC, 3" X 3 1/2"
008288-02-000	EA	BOX-ELECTRIC, PLASTIC - 3.94" X 3.13" X 1.81"
008289-01-000	EA	BOX-ELECTRIC, STL - 1/2" AND 3/4" KNOCKOUTS - 4" X 4"
089238-01-000	EA	COVER-ELECTRICAL BOX, W/ACLE - 4" X 4" - GRAY
		USED WITH 30 OR 50 AMP RECEPTACLE
024924-02-000	EA	RECEPTACLE-POWER CORD, W/PARTIAL PLATE
007940-01-000	EA	RECEPTACLE-SLIDE, 18 TO 12 AWG
008054-01-000	EA	CORD-POWER, 10/3 WIRE - 30 AMP - 25'
083739-01-700	EA	BATTERY-12V, STORAGE (DRY)
008188-01-000	EA	SOLENOID-3 POST, BATTERY CHANGE OVER
077479-02-000	EA	BOOT-BATTERY TERMINAL, SINGLE CABLE
007093-01-000	EA	FLASHER-SIGNAL STAT
068781-01-000	EA	DIODE-6.0A/100 VOLT - MOTOROLA,NO MR751
031988-01-000	EA	PLUG-CONTACT, BRASS
088473-06-000	EA	PIN-HOUSING, 6 POSITION (SINGLE ROW)
088473-08-000	EA	PIN-HOSING, 6 POSITION (TWO ROWS OF THREE)
088473-09-000	EA	PIN-HOUSING, 3 POSITION (SINGLE ROW)

ELECTRICAL GROUP (CONTINUED)

ELECTRICAL COMPONENTS CONT

KEY PART NUMBER	U/M	DESCRIPTION
088473-01-000	EA	PIN-HOUSING, 4 ROWS OF 3
088475-01-000	EA	PIN-CONNECTOR
062037-01-000	EA	HOUSING-AUTO FUSE, NATURAL
062037-02-000	EA	HOUSING-AUTO FUSE, GREEN
062037-03-000	EA	HOUSING-AUTO FUSE, BLACK
062037-05-000	EA	HOUSING-AUTO FUSE, GRAY
088474-02-000	EA	HOUSING-SOCKET, 15 POSITION (3 ROWS OF 5)
088474-06-000	EA	SOCKET-HOUSING, 6 POSITION (2 ROWS OF THREE)
077000-01-000	EA	SOCKET ASM-W/8" PIGTAIL LEADS
088474-06-000	EA	SOCKET-HOUSING, 6 POSITION (2 ROWS OF THREE)
088474-08-000	EA	SOCKET-HOUSING, 4 POSITION (SINGLE ROW)
088474-01-000	EA	SOCKET-CONNECTOR
031965-01-000	EA	TAB-HOUSING, 2 POSITION
017949-01-000	EA	TAB-HOUSING, 1 POSITION
077942-01-000	EA	TAB-WIRE, 18 TO 14 AWG
047443-02-000	EA	TERMINAL-.250 RECEPTACLE FIT, INSULATED - 12/10 AWG
062036-02-000	EA	TERMINAL-PACK-CON, 16/14 AWG
008348-01-000	EA	TERMINAL-RING, 3/8" STUD - #2 WIRE
		CONNECTS CABLE TO BATT. DISC. RELAY AND BATTERY
008326-01-000	EA	TERMINAL-RING, 16/14 WIRE - 3/8" STUD
008320-01-000	EA	TERMINAL-RING, 12/10 WIRE - #10 STUD FIT
079378-01-000	EA	TERMINAL-WEDGE BASE, 18 AWG
		ADDED TO CLEARANCE LIGHT BASE TO ATTACH BULB
077955-01-000	EA	J CLIP-VINYL COATED, 3/8"
		USED IN WIRING TO CLEARANCE LIGHTS
082742-01-000	EA	CONNECTOR BODY-3 CNCT FEMALE
008311-01-000	EA	CONNECTOR-WIRE NUT, INSULATED - RED
008314-01-000	EA	CONNECTOR-WIRE NUT, INSULATED - GRAY
058028-01-000	EA	CONNECTOR-ELECTRICAL PIGTAIL, NYLON - CLEAR
081059-02-000	EA	WIRE ASM-9-PIN, RADIO - AUDIOVOX 112B-1761
008026-01-000	FT	WIRE-12/2, ROMEX - W/GROUND
083609-01-000	EA	CLAMP-WIRE,DUAL - EQUAL 5/8" DIAMETER
083610-01-000	EA	CLAMP-WIRE, DUAL - UNEQUAL 5/8" AND 1 1/4" DIAMETERS
010495-01-000	EA	CLAMP-CABLE, 9/16"
010499-01-000	EA	CLAMP-CLOSED, 3/8" ID
008343-01-000	EA	TIE-WIRE, 6"
041953-03-000	FT	CONDUIT -CONVOLUTED SLIT, 1" ID (CLOTHES ROD COVER)
041953-06-000	FT	CONDUIT -CONVOLUTED SOLID, .82" ID
041953-08-000	FT	CONDUIT -CONVOLUTED,SLIT .375" ID
041953-07-000	FT	CONDUIT -CONVOLUTED,SLIT,.25"ID
041953-08-000	FT	CONDUIT -CONVOLUTED,SLIT,1.50"ID
041953-09-000	FT	CONDUIT -CONVOLUTED,SLIT .50"ID
041953-10-000	FT	CONDUIT -CONVOLUTED, SLIT - .75" ID
041953-11-000	FT	CONDUIT -CONVOLUTED, SLIT- 1.08" ID
008358-01-000	EA	CONNECTOR-PLASTIC, 3/8" AVG
051912-01-000	EA	TRANSFORMER-DRY CONTROL
094809-01-000	EA	LOAD CENTER-240 VOLT, 125 AMP
094810-01-000	EA	CIRCUIT BREAKER-DOUBLE 30 AMP, GE THOL2130
094811-01-000	EA	CIRCUIT BREAKER-DOUBLE 20 AMP, GE THOL2120
081066-02-000	EA	SWITCH PLATE-2 GANG W/SWITCHES - POLISHED BRASS
		FROM: 00-00-00 THRU: 08-20-89
079364-01-000	EA	SWITCH-ON/OFF ROCKER, BROWN
		FROM: 08-21-89 THRU: 99-99-99
098351-02-01A	EA	PLATE-SWITCH,2 GANG - POLISHED BRASS
		FROM: 08-21-89 THRU: 99-99-99
075723-01-000	EA	BLOCK-SWITCH, SPACER W/O HOLE
068707-01-000	EA	RECEPTACLE-ELECTRIC, SINGLE - BROWN
058708-02-000	EA	RECEPTACLE-DOUBLE ELECTRIC, IVORY (ON OVERHEAD CABINET)
092633-01-02A	EA	COVER PLATE, A/C - CEILING - OFF WHIT
079363-03-000	EA	SWITCH PLATE-SINGLE W/SWITCH, POLISHED BRASS
		FROM: 00-00-00 THRU: 08-20-89
079364-01-000	EA	SWITCH-ON/OFF ROCKER, BROWN
		FROM: 08-21-89 THRU: 99-99-99
098351-01-01A	EA	PLATE-SWITCH,1 GANG - POLISHED BRASS
		FROM: 08-21-89 THRU: 99-99-99
091255-01-000	FT	SEAL-FOAM, 3.2MM X 4.8MM
084077-02-000	EA	COVER PLATE-RECEPTACLE, GFI - BROWN
084078-02-000	EA	RECEPTACLE-GFI, 15A - 125V - BROWN

TABLE OF CONTENTS

INTRODUCTION	A-01 - A-04
ICF22EC	A-05 - D-14
ICF27EU	D-15 - H-14

1990 ICF22EC INDEX

FLOOR PLAN	A-05 - A-06
ACCESSORIES	A-07 - A-09
BATH	A-10 - A-13
BEDROOM	A-14
CHASSIS	A-15 - A-18
C C & PAD	A-19 - B-02
DINETTE	B-03 - B-04
DRIVERS	B-05 - B-08
ELECTRICAL	B-09 - B-12
EXTERIOR BODY	B-13 - B-18
GALLEY	B-19 - C-01
HEATING & A/C	C-02 - C-08
INTERIOR FINISH	C-09 - C-10
LABEL	C-11
LP	C-12
SEALANTS & FASTENERS	C-13 - C-14
WATER & SEWAGE	C-15 - C-19
WINDOW,VENT & NJ	
EXTERIOR DOOR	C-20 - D-14

ELECTRICAL GROUP (CONTINUED)

INTERIOR LIGHTS

KEY PART NUMBER	U/M	DESCRIPTION
098024-01-01A	EA	LIGHT-DOME, 1 BULB - US - IVORY
098024-01-700	EA	LENS-DOME LIGHT
008218-01-000	EA	BULB-DOME LIGHT, 12V - NUMBER 1141
098024-03-01A	EA	LIGHT-DOME, 2 BULB - US - IVORY
098024-01-700	EA	LENS-DOME LIGHT
008218-01-000	EA	BULB-DOME LIGHT, 12 V - NUMBER 1141
098024-02-01A	EA	LIGHT-DOME, 1 BULB - CANADIAN - IVORY
098024-01-700	EA	LENS-DOME LIGHT
008218-01-000	EA	BULB-DOME LIGHT, 12V - NUMBER 1141
098024-04-01A	EA	LIGHT-DOME, 2 BULB - CANADIAN - IVORY
098024-01-700	EA	LENS-DOME LIGHT
008218-01-000	EA	BULB-DOME LIGHT, 12V - NUMBER 1141
061424-01-000	EA	LIGHT-AISLE, 12V - RECTANGULAR
008103-01-000	EA	BULB-AISLE LIGHT, NUMBER 53 - 12 V - .12 AMP

CANADIAN EXPORT

KEY PART NUMBER	U/M	DESCRIPTION
008052-01-000	EA	CORD-POWER, 10/3 - 30 AMP - 25' - CSA
008289-02-000	EA	BOX-ELECTRICAL, 4" X 4" - 1/2" & 3/4" KNOCKOUTS - CANADIAN
008328-01-000	EA	TERMINAL-RING, 12/10 WIRE - #10 STUD FIT
008331-01-000	EA	TERMINAL-RING, TONGUE - #4 WIRE - 3/8" STUD - COPPER
008353-01-000	EA	CONNECTOR-CABLE CLAMPING, 3/8"
041953-01-000	FT	CONDUIT-CONVOLUTED SLIT, 1/2" ID
083208-01-000	EA	CONVERTER-POWER, 32A - 120V/12V - BW 6332
083209-01-000	EA	CIRCUIT BREAKER-15 AMP, 120V - BW G-15
083209-03-000	EA	CIRCUIT BREAKER-15/20AMP, 120V - BW - 0-15/20
083209-06-000	EA	CIRCUIT BREAKER-30/15 AMP, 120V - BW D-30/15
083210-02-000	EA	CIRCUIT BREAKER-GFI, 15A - 120V - BW U-15
008288-02-000	EA	BOX-ELECTRIC, PLASTIC - 3.94" X 3.13" X 1.81"
008353-01-000	EA	CONNECTOR-CABLE CLAMPING, 3/8"
008356-01-000	EA	CONNECTOR-PLASTIC, 3/8" AVG
058708-01-000	EA	RECEPTACLE-DUPLEX, BROWN
084076-01-000	EA	RECEPTACLE-GFI, 15A - 125V - IVORY

EXPORT OPT-ELECTRICAL CONVERSION

KEY PART NUMBER	U/M	DESCRIPTION
048054-01-000	EA	CORD-POWER, 10/3 WIRE - 30 AMP - 25'
008289-01-000	EA	BOX-ELECTRIC, STEEL - 1/2" AND 3/4" KNOCKOUTS - 4 X 4
008328-01-000	EA	TERMINAL-RING, 12/10 WIRE - #10 STUD FIT
008355-01-000	EA	CONNECTOR-CABLE CLAMPING, 3/4"
008356-01-000	EA	CONNECTOR-PLASTIC, 3/8" AVG
051912-01-000	EA	TRANSFORMER-DRY CONTROL
094809-01-000	EA	LOAD CENTER-240 VOLT, 125 AMP
094810-01-000	EA	CIRCUIT BREAKER-DOUBLE 30 AMP, GE THOL2130
094811-01-000	EA	CIRCUIT BREAKER-DOUBLE 20 AMP, GE THOL2120

ELECTRICAL GROUP (CONTINUED)

EXTERIOR LIGHTS

KEY PART NUMBER	U/M	DESCRIPTION
049185-01-000	EA	HEADLAMP CAPSULE-DRIVER, HIGH/LOW BEAM - RECTANGULAR
049186-01-000	EA	HEADLAMP CAPSULE-PASSENGER, HIGH/LOW BEAM - RECTANGULAR
049187-01-000	EA	HEADLAMP CAPSULE-DRIVER, HIGH BEAM - RECTANGULAR
049188-01-000	EA	HEADLAMP CAPSULE-PASSENGER, HIGH BEAM - RECTANGULAR
049359-01-000	EA	SPRING-HEADLAMP RETAINER, GM # 496096
073308-01-000	EA	SCREW-ADJUSTING, HEADLAMP
050030-02-000	EA	HOUSING-HEADLAMP WIRING, HIGH BEAM
063749-01-000	EA	HOUSING-HEADLAMP WIRING, LOW BEAM
090202-02-000	EA	BEZEL-HEADLIGHT, LEFT - BLACK
090202-01-000	EA	BEZEL-HEADLIGHT, RIGHT - BLACK
062207-01-000	EA	GUARD-HEADLAMP, CUT 12.5" X 12.5" 18 GA STEEL
084901-01-000	EA	LAMP-PARK/TURN, GM # 918558 (BULB # MP62057)
079764-05-000	EA	MOUNT-PARK/TURN LAMP, PASSENGER SIDE - BLACK
079764-06-000	EA	MOUNT-PARK/TURN LAMP, DRIVER SIDE - BLACK
081250-01-000	EA	LIGHT-FRONT CLEARANCE, AMBER - LENS AND BASE ONLY
		ORDER 079378-01-000 TERMINAL TO ATTACH BULB TO LIGHT
081250-01-700	EA	LENS-CLEARANCE LIGHT, AMBER
081437-01-000	EA	BRACKET-CLEARANCE LIGHT, L SHAPED METAL
063642-01-000	FT	TAPE-ADHESIVE, 10MM X 1.5" WIDE
036190-01-000	EA	BULB-CLEARANCE LIGHT, 12V - #194 - .27AMP
077955-01-000	EA	J CLIP-VINYL COATED, 3/8"
079378-01-000	EA	TERMINAL-WEDGE BASE, 18 AWG
		NEEDED TO ATTACH BULB TO SIDE MARKER AND CLEARANCE LIGHTS
042405-03-000	EA	BASE-SIDE MARKER, RECTANGULAR
042405-02-000	EA	LENS-FRONT SIDE MARKER LIGHT, W/REFLEX - AMBER
036198-01-000	EA	BULB-SIDE MARKER, 12V - #194 - .27AMP
091983-01-000	EA	GASKET-SIDE MARKER LIGHT
097917-01-02A	EA	LIGHT-PORCH, BEIGE
097917-01-700	EA	LENS-PORCH LIGHT
091981-01-000	EA	GASKET-LIGHT, PORCH
007309-01-000	EA	LIGHT-STEP WELL, ROUND - 12V
075738-03-000	EA	COVER-EXTERIOR RECEPTACLE, BEIGE
042405-01-000	EA	LENS-REAR SIDE MARKER/CLEARANCE LIGHT, W/REFLEX - RED
042405-03-000	EA	BASE-SIDE MARKER, RECTANGULAR
036198-01-000	EA	BULB-SIDE MARKER, 12V - #194 - .27AMP
091983-01-000	EA	GASKET-SIDE MARKER LIGHT
042405-03-000	EA	BASE-CLEARANCE LIGHTS, RECTANGULAR
042406-01-000	EA	LENS-REAR SIDE MARKER/CLEARANCE LIGHT, W/REFLEX - RED
036198-01-000	EA	BULB-CLEARANCE LIGHT, 12V - #194 - .27AMP
079378-01-000	EA	TERMINAL-WEDGE BASE, 18 AWG
		NEEDED TO ATTACH BULB TO SIDE MARKER AND CLEARANCE LIGHTS
058032-02-000	EA	TAIL LAMP-2 BULB, BLACK
037935-01-000	EA	BULB-TAIL LAMP, NUMBER 1157 - 12 V - 2.1 AMP
058032-02-700	EA	LENS-TAIL LAMP, W/BACK UP - RED
058032-02-701	EA	LENS-TAIL LAMP, W/O BACK UP - RED
082742-05-000	EA	WEDGE-TAIL LAMP, W/LICENSE PLATE BRACKET - GRAY
059540-01-000	EA	BRACKET-LICENSE PLATE
082740-07-000	EA	WEDGE-TAIL LAMP, GRAY

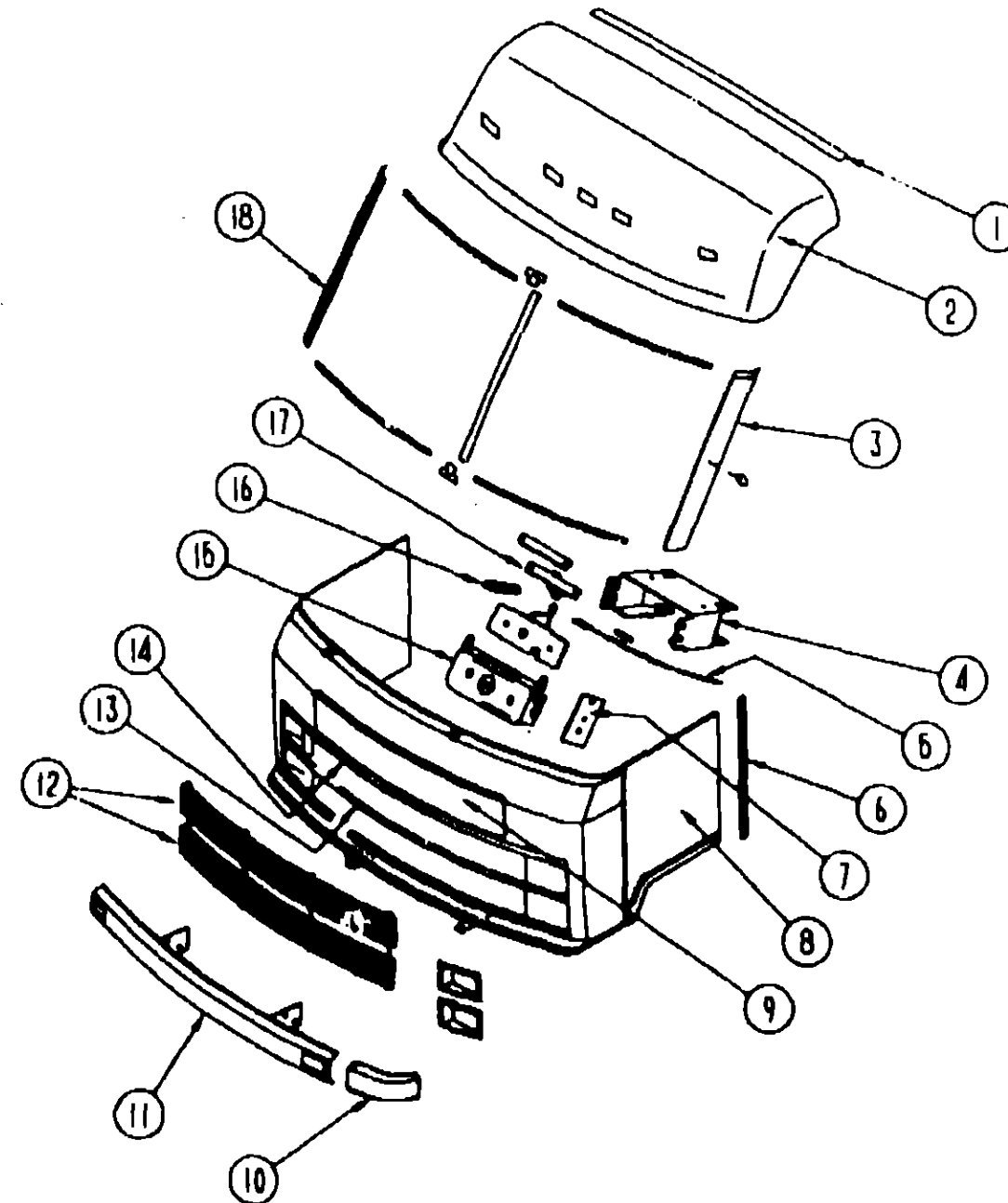
TABLE OF CONTENTS

INTRODUCTION	A-01 - A-04
ICF22EC	A-05 - D-14
ICF27EU	D-15 - H-14

1990 ICF22EC INDEX

FLOOR PLAN	A-05 - A-08
ACCESSORIES	A-07 - A-09
BATH	A-10 - A-13
BEDROOM	A-14
CHASSIS	A-15 - A-18
C C & PAD	A-19 - B-02
DINETTE	B-03 - B-04
DRIVERS	B-05 - B-08
ELECTRICAL	B-09 - B-12
EXTERIOR BODY	B-13 - B-18
GALLEY	B-19 - C-01
HEATING & A/C	C-02 - C-08
INTERIOR FINISH	C-09 - C-10
LABEL	C-11
LP	C-12
SEALANTS & FASTENERS	C-13 - C-14
WATER & SEWAGE	C-15 - C-19
WINDOW, VENT AND	
EXTERIOR DOOR	C-20 - D-14

EXTERIOR BODY GROUP



KEY PART NUMBER

1	078580-01-000
2	078572-03-000
3	079225-02-000
4	073342-01-000
5	R77006-68-721
5	R77006-19-765
6	089922-01-000
7	090084-01-000
8	M01118-27-Y70
9	089768-01-X70
	058786-02-000
	073336-01-000
	076716-02-000
	078767-02-000
	089926-01-000
	039926-02-000
	090197-01-000
	090197-02-000
10	078577-10-000
	078577-09-000
11	077850-04-000
	077852-01-000
	096339-01-000
	096346-01-000
	096346-02-000
	096401-01-000
	096401-02-000
	005200-01-000
12	090411-01-X70
12	090412-01-X70
13	088252-03-000
14	088252-02-000
15	R77007-51-429
16	R77008-38-499
17	R77007-01-950
18	079225-01-000
	090119-01-000
	091803-01-000
	076322-04-000
	058833-01-000
	082828-01-000
	072917-03-000
	085747-01-000
	074048-01-000

EXTERIOR BODY GROUP (CONTINUED)

FRONT END COMPONENTS & BUMPER

U/M DESCRIPTION

EA	TRIM-ROOF TO FRONT CAP
EA	ROOF CAP-FRONT, PRIMED
EA	TRIM POST-WINDSHIELD, DRIVERS - METAL - BLACK
EA	BRACKET ASM-STRIKER,HOOD (MOUNTS TO CROSSMEMBER)
EA	CABLE ASM-HOOD RELEASE
EA	SHEATH-CABLE END,HOOD
EA	TRIM-SEAM, FRONT END TO SIDEWALLS
EA	BRACE-LATCH,HOOD
EA	FRONT END-FIBERGLASS, GRAY- W/O LIGHTS,GRILLE,OR DECALS
EA	HOOD ASM-GRAY, WITHOUT DECALS
EA	BOLT-BUMPER,HOOD ADJUSTING,.31"X1.25"
EA	STRIKER-LATCH (MOUNTS TO #073342-01-000)
EA	BRACKET ASM- LATCH - INCLUDED WITH HOOD
EA	PLATE ASM-MOUNTING, HINGES - INCLUDED WITH HOOD
EA	ARM ASM-HINGE, HOOD - RIGHT
EA	ARM ASM-HINGE, HOOD - LEFT
EA	BRACKET-HINGE ARM, HOOD - RIGHT
EA	BRACKET-HINGE ARM, HOOD - LEFT
EA	END CAP-BUMPER, FRONT DRIVERS SIDE - GRAY
EA	END CAP-BUMPER, PASSENGERS FRONT SIDE - GRAY
EA	BUMPER-FRONT,UNPAINTED
EA	BRACKET-BUMPER,FRONT, 2 PER COACH
EA	SUPPORT-BUMPER, 2 PER COACH
EA	BRACE-BUMPER,LOWER,RIGHT
	FROM: 00-00-00 THRU: 08-15-89
EA	BRACE-BUMPER,LOWER,LEFT
	FROM: 00-00-00 THRU: 08-15-89
EA	BRACE-BUMPER,UPPER,RIGHT
	FROM: 00-00-00 THRU: 08-15-89
EA	BRACE-BUMPER,UPPER, LEFT
	FROM: 00-00-00 THRU: 08-15-89
EA	BOLT-BUMPER,ROUND HEAD-SQUARE NECK- W/SST CAP 7/16-14 X 1 1/4
EA	GRILLE ASM-5 BAR- UPPER
EA	GRILLE ASM-5 BAR- LOWER
FT	TRIM-CHROME,2" WIDE WITH PRESSURE SENSITIVE BACKING
FT	TRIM-CHROME,1"WIDE WITH PRESSURE SENSITIVE BACKING
EA	BRACKET-HOOD RELEASE
EA	SPRING-CABLE,HOOD LATCH
EA	SPRING-HOOD RELEASE
EA	TRIM POST-WINDSHIELD, PASSENGER - METAL - BLACK
EA	BRACKET-GRILL
EA	GROMMET-SNAP, 3/16 ID - 3/8 HOLE - PLASTIC - BLACK
FT	TAPE-FOAM, DOUBLE COATED - .045" X .75"
EA	BRACKET-PROP ROD
EA	CLIP-PROP ROD
EA	ROD-PROP, HOOD
SF	INSULATION-MICROFOAM, .5"
EA	INSERT-KNURLED, BRASS - #8-32- FOR HEADLIGHT SCREWS

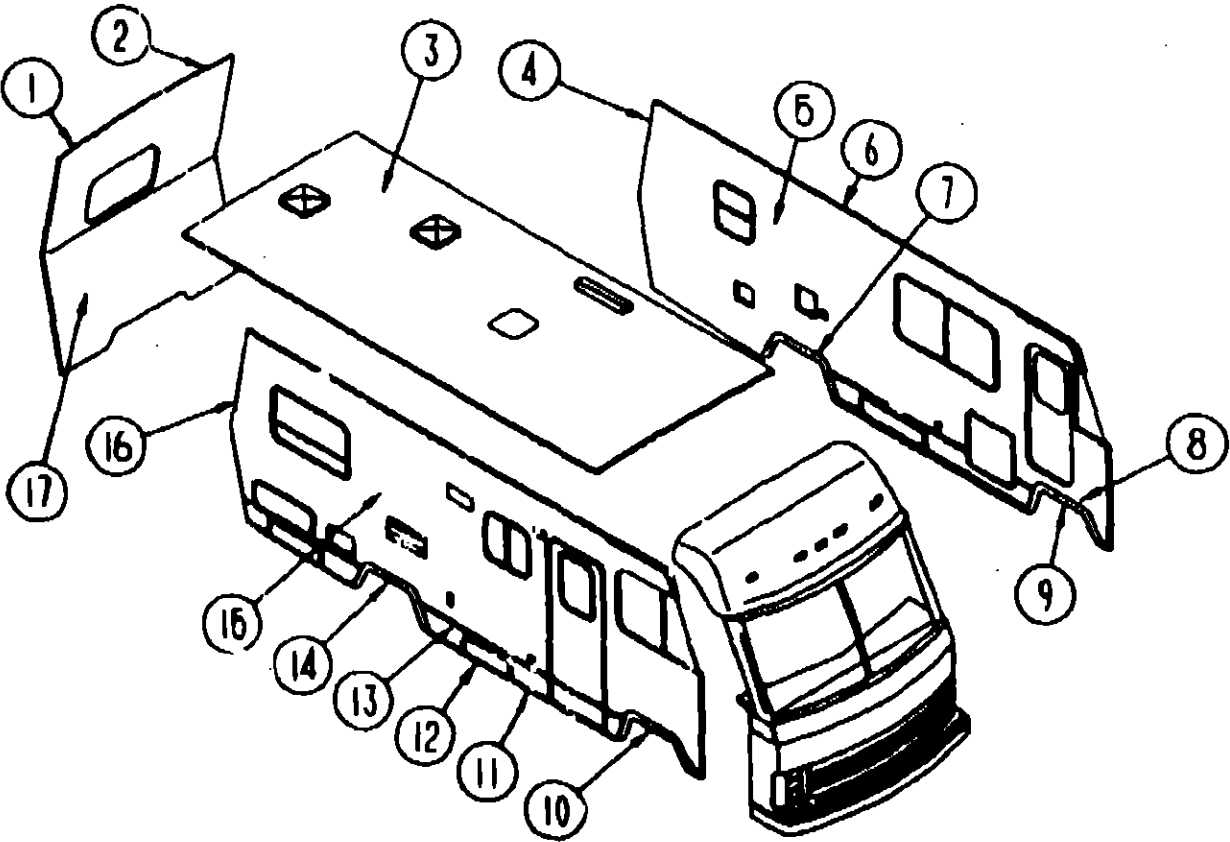
TABLE OF CONTENTS

INTRODUCTION	A-01 - A-04
ICF22EC	A-05 - D-14
ICF27EU	D-15 - H-14

1990 ICF22EC INDEX

FLOOR PLAN	A-05 - A-06
ACCESSORIES	A-07 - A-09
BATH	A-10 - A-13
BEDROOM	A-14
CHASSIS	A-15 - A-18
C & PAD	A-19 - B-02
DINETTE	B-03 - B-04
DRIVERS	B-05 - B-08
ELECTRICAL	B-09 - B-12
EXTERIOR BODY	B-13 - B-18
GALLEY	B-19 - C-01
HEATING & A/C	C-02 - C-08
INTERIOR FINISH	C-09 - C-10
LABEL	C-11
LP	C-12
SEALANTS & FASTENERS	C-13 - C-14
WATER & SEWAGE	C-15 - C-19
WINDOW,VENT AND EXTERIOR DOOR	C-20 - D-14

EXTERIOR BODY GROUP (CONTINUED)



EXTERIOR BODY PANELS AND TRIM

KEY PART NUMBER	U/M	DESCRIPTION
1 086908-05-000	EA	TRIM-BACKWALL TO ROOF, PASSENGER SIDE REAR - GRAY
2 086906-06-000	EA	TRIM-BACKWALL TO ROOF, DRIVERS SIDE REAR - GRAY
3 089672-02-AA8	EA	ROOF ASSEMBLY, WITHOUT LIGHTS OR VENTS (SPECIAL ORDER ITEM)
4 090203-04-000	EA	TRIM-CORNER, DRIVERS SIDEWALL TO BACKWALL - GRAY
050406-05-000	EA	TRIM-BACKWALL, LOWER, ALUMINUM, GRAY, 2 PER BACKWALL
5 M03987-01-AD8	EA	SIDEWALL ASM-DRIVER, W/O LIGHTS, DOORS OR WINDOWS FROM: 00-00-00 THRU: 10-01-89
5 M03987-06-AD8	EA	SIDEWALL ASM-DRIVER, W/O LIGHTS, DOORS OR WINDOWS FROM: 10-02-89 THRU: 99-99-99
6 078967-08-000	EA	ANGLE JOINT, ROOF - 156.5"
7 075070-04-000	EA	TRIM-WHEELWELL, DRIVER REAR - PLASTIC - GRAY
089749-01-000	EA	TRIM-REAR WHEELWELL, ALUMINUM, DRIVERS OR PASSENGER
055080-01-000	EA	WHEELWELL-PLASTIC, REAR - BLACK - LEFT OR RIGHT
8 078558-14-000	EA	TRIM-WHEELWELL, DRIVER FRONT - PLASTIC - GRAY
9 089909-01-000	EA	TRIM-FRONT WHEELWELL - DRIVER & PASSENGER - METAL
10 078558-13-000	EA	TRIM-WHEELWELL, PASSENGER FRONT - PLASTIC - GRAY
11 079407-05-002	EA	ROCKER PANEL 192", ALUMINUM, GRAY, WITHOUT DOOR PIN HOLES
002728-01-001	EA	CHANNEL-U CHANNEL, 1.38" X 19" - SERRATED - MILL ALUMINUM
12 088526-55-002	EA	ROCKER PANEL, 192", ALUMINUM, GRAY, WITH DOOR PIN HOLES
13 059678-11-000	EA	EXTRUSION-FEATURE STRIP, 182" - GRAY
009731-01-000	EA	CAP-END, FEATURE STRIP
14 075070-02-000	EA	TRIM-WHEELWELL, PASSENGER REAR - PLASTIC - GRAY
089749-01-000	EA	TRIM-REAR WHEELWELL, ALUMINUM, DRIVERS OR PASSENGER
055080-01-000	EA	WHEELWELL-PLASTIC, REAR - BLACK - LEFT OR RIGHT
15 M03987-02-AD8	EA	SIDEWALL ASM-PASSENGER, W/O LIGHTS, DOORS, OR WINDOWS FROM: 00-00-00 THRU: 10-01-89
15 M03987-05-AD8	EA	SIDEWALL ASM-PASSENGER, W/O LIGHTS, DOORS OR WINDOWS FROM: 10-02-89 THRU: 99-99-99
058267-01-000	FT	CHANNEL-FORMED, 2" X .88" X 14GA - 20" W/HOLES
16 090203-02-000	EA	TRIM-CORNER, PASSENGER SIDEWALL TO BACKWALL - GRAY
17 M88142-01-AD8	EA	BACKWALL ASM-W/O LIGHTS, DOORS, OR WINDOWS
039779-01-000	EA	CAP-BUMPER, RUBBER - 4" X 4" - BLACK
084601-02-000	EA	BRACKET / SM-BUMPER REAR
084602-06-000	EA	BUMPER ASM-REAR, 4"X4" SQUARE - 92 - GRAY

EXTERIOR BODY GROUP (CONTINUED)
SHEET FIBERGLASS, ALUMINUM & STYROFOAM

KEY PART NUMBER	U/M	DESCRIPTION
001030-11-100	EA	AL-.019X00.78X204.00 GRAY
044487-01-001	EA	SHEET-ALUMINUM, .019" X 96" X 360" - MILL FINISH
001054-03-003	EA	SKIN-ALUMINUM, .024" X 48" X 96" - FLAT - GRAY
000868-01-000	SF	STYROFOAM-3/4" X 24" X 96" - INCREMENTS OF 16 SF
083574-01-000	SF	STYROFOAM, 1.5" X 24" X 85.25" INCREMENTS OF 14 SF
000870-03-000	SF	STYROFOAM-1.34"X 48" X96", DOW- INCREMENTS OF 32 SF
002754-01-001	EA	EXTRUSION-ANGLE .75"X.75"X216",ALUMINUM,MILL FINISH
002365-01-001	EA	EXTRUSION-U CHANNEL, 1"X216",ALUMINUM,SERRATED,MILL
089297-01-000	SF	PLYWOOD-LUAN, OVERLAY GRADE - 2.7MM X 4' X 8' INCREMENTS OF 32 SF FROM: 01-02-90 THRU: 99-99-99
076054-86-000	EA	FIBERGLASS-SHEET,FLAT,46.12"X256", GRAY FROM: 00-00-00 THRU: 02-03-90
078054-87-000	EA	FIBERGLASS-SHEET-FLAT, 48" X 315" - GRAY FROM: 02-04-90 THRU: 99-99-99
086229-01-000	EA	RETAINER-3/4"
086772-51-001	EA	PIN-STAINLESS STEEL .25"DIAMETER X4.17"
076322-02-000	FT	TAPE-FOAM, DOUBLE COATED - .045" X 1" - INC. OF 108 FT
076322-03-000	FT	TAPE-FOAM, DOUBLE COATED - .045" X .5"

MISCELLANEOUS EXTERNALLY MOUNTED PARTS

KEY PART NUMBER	U/M	DESCRIPTION
009126-01-000	EA	HANDLE-ASSIST, ENTRY DOOR - CHROME FROM: 00-00-00 THRU: 09-03-89
009126-02-000	EA	HANDLE-ASSIST, ENTRY DOOR - BLACK FROM: 09-04-89 THRU: 99-99-99
084616-03-000	EA	SHROUD-EXTERIOR VENT, RANGE HOOD - GRAY
087659-03-000	EA	FILL-CITY WATER, ROUND - GRAY

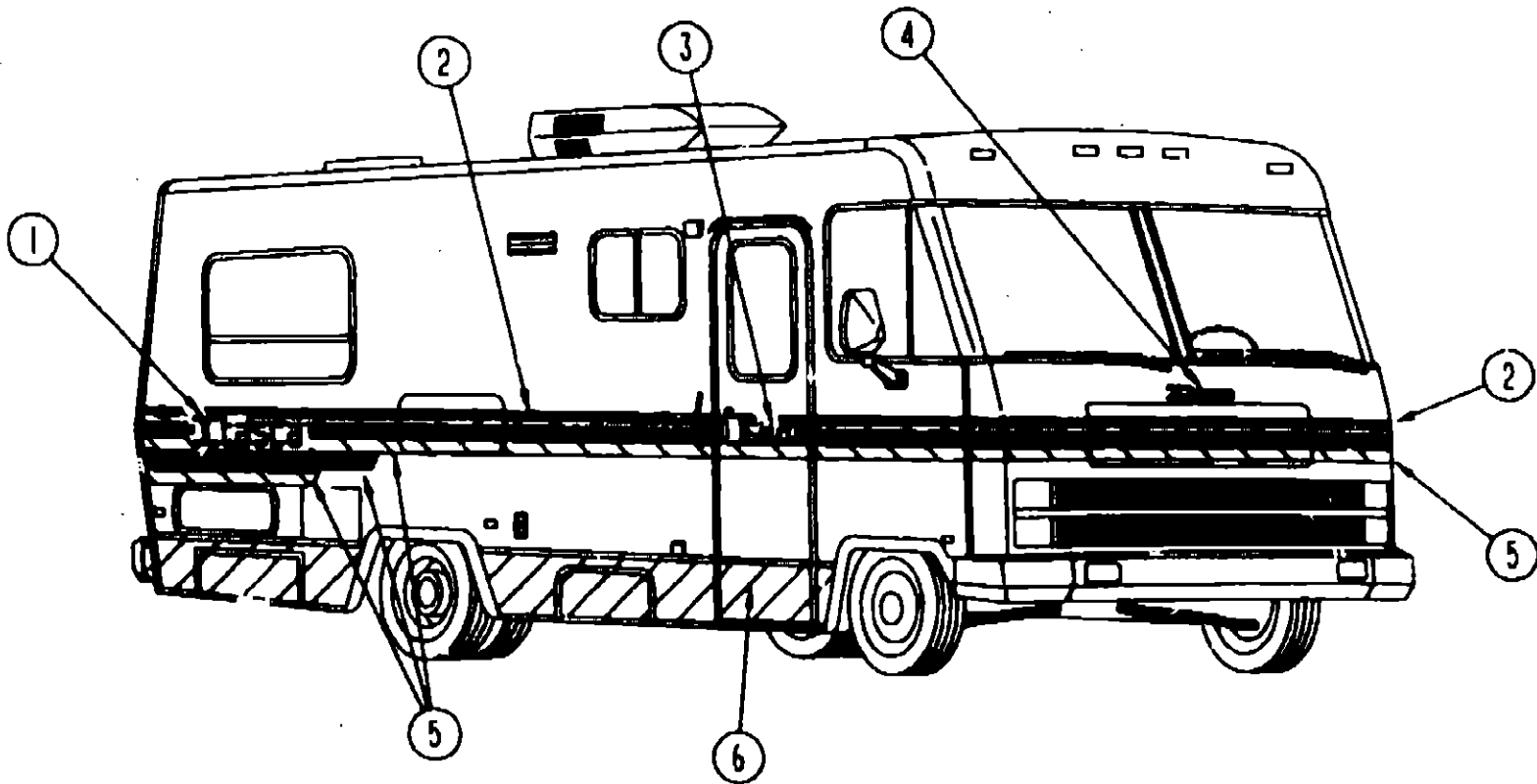
TABLE OF CONTENTS

INTRODUCTION	A-01 - A-04
ICF22EC	A-05 - D-14
ICF27EU	D-15 - H-14

1990 ICF22EC INDEX

FLOOR PLAN	A-05 - A-06
ACCESSORIES	A-07 - A-09
BATH	A-10 - A-13
BEDROOM	A-14
CHASSIS	A-15 - A-18
C C & PAD	A-19 - B-02
DINETTE	B-03 - B-04
DRIVERS	B-05 - B-06
ELECTICAL	B-09 - B-12
EXTERIOR BODY	B-13 - B-18
GALLEY	B-19 - C-01
HEATING & A/C	C-02 - C-08
INTERIOR FINISH	C-09 - C-10
LABEL	C-11
LP	C-12
SEALANTS & FASTENERS	C-13 - C-14
WATER & SEWAGE	C-15 - C-19
WINDOW, VENT AND EXTERIOR DOOR	C-20 - D-14

EXTERIOR BODY GROUP (CONTINUED)
DECALS, STRIPES



KEY PART NUMBER	U/M	DESCRIPTION
1 078852-08-000	EA	DECAL-LOGO, "ITASCA" - 6.5" HIGH - BLACK/GRAY BORDER
2 089245-G0-000	FT	MULTISTRIPE-3 STRIPES, 4.21" HIGH - AD8/AD9 - BLUE/DESERT SAND
3 093565-01-02A	EA	DECAL LOGO "SPIRIT", AD8/AD9
4 078191-01-000	EA	DECAL-LOGO "ITASCA" - AD8/AD9 - FRONT
5 078831-72-000	FT	MULTISTRIPE-3 STRIPES 3.5" HIGH - AD8/AD9
6 093881-07-01A	FT	STRIPE-1 LINE, 10.5" HIGH - AD8/AD9

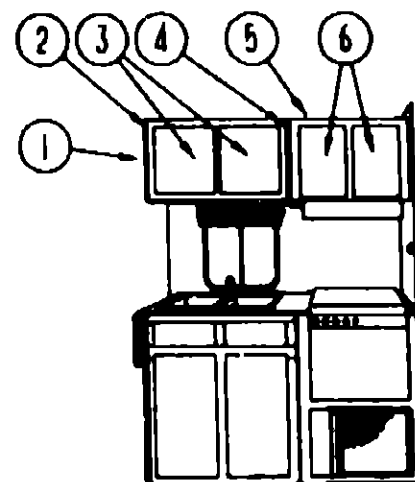
TABLE OF CONTENTS

INTRODUCTION	A-01 - A-04
ICF22EC	A-05 - D-14
ICF27EU	D-15 - H-14

1990 ICF22EC INDEX

FLOOR PLAN	A-05 - A-06
ACCESSORIES	A-07 - A-09
BATH	A-10 - A-13
BEDROOM	A-14
CHASSIS	A-15 - A-18
C C & PAD	A-19 - B-02
DINETTE	B-03 - B-04
DRIVERS	B-05 - B-08
ELECTRICAL	B-09 - B-12
EXTERIOR BODY	B-13 - B-18
GALLEY	B-19 - C-01
HEATING & AC	C-02 - C-08
INTERIOR FINISH	C-09 - C-10
LABEL	C-11
LP	C-12
SEALANTS & FASTENERS	C-13 - C-14
WATER & SEWAGE	C-15 - C-19
WINDOW, VENT AND EXTERIOR DOOR	C-20 - D-14

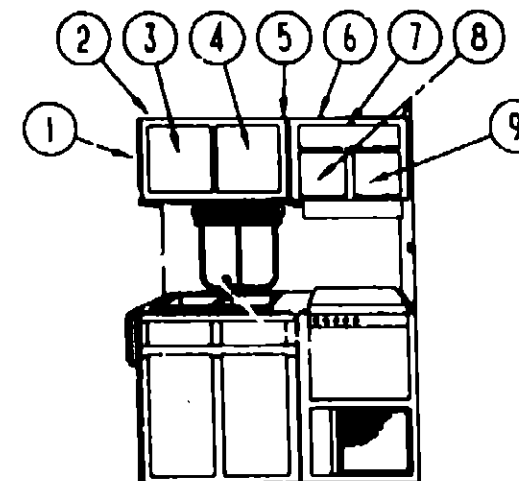
GALLEY GROUP



OVERHEAD CABINETS & COMPONENTS FROM: 00-00-00 THRU: 12-30-89

KEY PART NUMBER	U/M DESCRIPTION
1 081320-02-AA8	EA END CAP-FRONT CABINET, OVERHEAD - SINK FROM: 00-00-00 THRU: 12-30-89
2 M03972-01-AA8	EA CABINET-OVERHEAD, SINK FROM: 00-00-00 THRU: 12-30-89
3 M96652-36-AA3	EA DOOR-CABINET, W/O HARDWARE - 14.4" X 26.8" FROM: 00-00-00 THRU: 11-26-89
3 M96652-36-A93	EA DOOR-CABINET, W/O HARDWARE - 14.4" X 26.8" FROM: 11-27-89 THRU: 12-30-89
098980-01-000	EA PILASTER-ADJUSTABLE SHELF FROM: 12-31-89 THRU: 99-99-99
4 081320-11-AA8	EA END CAP-CABINET, FRONT - OVERHEAD - RANGE FROM: 00-00-00 THRU: 12-30-89
5 M98290-01-AA8	EA CABINET-OVERHEAD, RANGE FROM: 00-00-00 THRU: 12-30-89
M04074-04-AA8	EA FACE-CABINET, OVERHEAD RANGE FROM: 00-00-00 THRU: 12-30-89
6 M96652-37-AA3	EA DOOR-CABINET, OVERHEAD RANGE W/O HARDWARE - 14.4" X 21.8" FROM: 00-00-00 THRU: 11-26-89
6 M96652-37-A93	EA DOOR-CABINET, OVERHEAD RANGE W/O HARDWARE - 14.4" X 21.8" FROM: 11-27-89 THRU: 12-30-89

GALLEY GROUP (CONTINUED)



OVERHEAD CABINETS & COMPONENTS FROM: 12-31-89 THRU: 99-99-99

KEY PART NUMBER	U/M DESCRIPTION
1 081320-17-AA8	EA END CAP-FRONT CABINET, OVERHEAD - SINK FROM: 12-31-89 THRU: 99-99-99
2 M99636-01-AA8	EA CABINET-OVERHEAD, SINK FROM: 12-31-89 THRU: 99-99-99
M04074-24-AA8	EA FACE-CABINET, GALLEY FROM: 12-31-89 THRU: 99-99-99
3 M96652-69-A93	EA DOOR-CABINET, FRONT W/O HARDWARE - 14.4" X 21.8" FROM: 12-31-89 THRU: 99-99-99
4 M96652-70-A93	EA DOOR-CABINET, REAR W/O HARDWARE - 14.4" X 21.8" FROM: 12-31-89 THRU: 99-99-99
098980-01-000	EA PILASTER-ADJUSTABLE SHELF FROM: 12-31-89 THRU: 99-99-99
5 081320-14-AA8	EA END CAP-CABINET, FRONT - OVERHEAD - RANGE FROM: 12-31-89 THRU: 99-99-99
6 M99635-01-AA8	EA CABINET-OVERHEAD, RANGE FROM: 12-31-89 THRU: 99-99-99
M04074-04-AA8	EA FACE-CABINET, OVERHEAD RANGE FROM: 00-00-00 THRU: 12-30-89
M04074-28-AA8	EA FACE-CABINET, OVERHEAD RANGE FROM: 12-31-89 THRU: 99-99-99
7 M96652-92-A93	EA DOOR-CABINET, UPPER MOST OVERHEAD RANGE - 7.1" X 21.8" FROM: 12-31-89 THRU: 99-99-99
8 M96652-67-A93	EA DOOR-CABINET, FRONT OVERHEAD RANGE - 14.4" X 10.8" FROM: 12-31-89 THRU: 99-99-99
9 M96652-68-A93	EA DOOR-CABINET, REAR OVERHEAD RANGE - 14.4" X 10.8" FROM: 12-31-89 THRU: 99-99-99

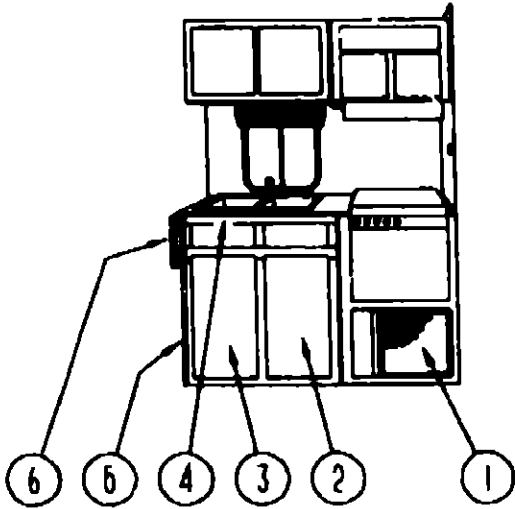
TABLE OF CONTENTS

INTRODUCTION	A-01 - A-04
ICF22EC	A-05 - D-14
ICF27EU	D-15 - H-14

1990 ICF22EC INDEX

FLOOR PLAN	A-05 - A-06
ACCESSORIES	A-07 - A-09
BATH	A-10 - A-13
BEDROOM	A-14
CHASSIS	A-15 - A-18
C & PAD	A-19 - B-02
DINETTE	B-03 - B-04
DRIVERS	B-05 - B-08
ELECTRICAL	B-09 - B-12
EXTERIOR BODY	B-13 - B-18
GALLEY	B-19 - C-01
HEATING & A/C	C-02 - C-08
INTERIOR FINISH	C-09 - C-10
LABEL	C-11
LP	C-12
SEALANTS & FASTENERS	C-13 - C-14
WATER & SEWAGE	C-15 - C-19
WINDOW, VENT AND EXTERIOR DOOR	C-20 - D-14

GALLEY GROUP (CONTINUED)



GALLEY CABINET

KEY PART NUMBER	U/M DESCRIPTION
1 M95947-02-AA8	EA DOOR-FURNACE, UNDER RANGE W/O HARDWARE - 14.4" X 17.9" FROM: 00-00-00 THRU: 10-28-89
1 M95947-02-A93	EA DOOR-FURNACE, UNDER RANGE W/O HARDWARE - 14.4" X 17.9" FROM: 10-29-89 THRU: 99-99-99
072369-41-000	EA MESH - FURNACE DOOR, EXPANDED - 15" X 6.5" - BRONZE
2 M96652-27-AA8	EA DOOR-CABINET, REAR W/O HARDWARE - 33.5" X 14.4" FROM: 00-00-00 THRU: 11-26-89
2 M96652-27-A93	EA DOOR-CABINET, REAR W/O HARDWARE - 33.5" X 14.4" FROM: 11-27-89 THRU: 12-30-89
2 M96652-15-A93	EA DOOR-CABINET, REAR W/O HARDWARE, 26.8" X 14.4" FROM: 12-31-89 THRU: 99-99-99
3 M96652-26-AA8	EA DOOR-CABINET, FRONT W/O HARDWARE - 14.4" X 33.5" FROM: 00-00-00 THRU: 11-26-89
3 M96652-26-A93	EA DOOR-CABINET, FRONT W/O HARDWARE - 33.5" X 14.4" FROM: 11-27-89 THRU: 12-30-89
3 M96652-14-A93	EA DOOR-CABINET, FRONT W/O HARDWARE - 26.8" X 14.4" FROM: 12-31-89 THRU: 99-99-99
4 095449-11-AA8	EA COUNTERTOP - GALLEY, AA8 - BLUE FROM: 00-00-00 THRU: 12-30-89
4 099843-11-AA8	EA COUNTERTOP - GALLEY, AA8 - BLUE FROM: 12-31-89 THRU: 99-99-99
4 095449-11-AA9	EA COUNTERTOP - GALLEY, AA9 - MAUVE FROM: 00-00-00 THRU: 12-30-89
4 099843-11-AA9	EA COUNTERTOP - GALLEY, AA9 - MAUVE FROM: 12-31-89 THRU: 99-99-99
5 M03987-02-AA8	EA CABINET-GALLEY - AA8 - BLUE
5 M03987-02-AA9	EA CABINET-GALLEY - AA9 - MAUVE
M04074-12-AA8	EA FACE-CABINET, GALLEY FROM: 00-00-00 THRU: 12-30-89
M04074-26-AA8	EA FACE-CABINET, GALLEY FROM: 12-31-89 THRU: 99-99-99
6 080812-02-AA8	EA EXTENSION-COUNTERTOP, GALLEY CABINET - AA8 - BLUE
6 080812-02-AA9	EA EXTENSION-COUNTERTOP, GALLEY CABINET - AA9 - MAUVE
081530-01-AA8	EA COVER-SINK, AA8 - BLUE
081530-01-AA9	EA COVER-SINK, AA9 - MAUVE
077404-02-000	EA DRAWER-PLASTIC, 20" X 12.7" - BEIGE
077409-02-000	EA SLIDE-DRAWER, PLASTIC - 20.75"
094087-01-01A	EA DIVIDER-DRAWER, PLASTIC - LIGHT OAK
088615-01-000	EA SINK-GALLEY, DOUBLE W/MOUNTING HARDWARE - STAINLESS STEEL FROM: 00-00-00 THRU: 01-01-90
098654-01-000	EA SINK-GALLEY, DOUBLE W/MOUNTING HARDWARE - STAINLESS STEEL FROM: 01-01-90 THRU: 00-00-00
088437-01-000	EA STRAINER-SINK, GALLEY W/BASKET
088437-01-700	EA BASKET STRAINER, GALLEY SINK

GALLEY GROUP (CONTINUED)

REFRIGERATOR & CABINET

KEY PART NUMBER	U/M DESCRIPTION
M04074-13-AA8	EA FACE-CABINET, REFRIGERATOR
050329-01-000	FT SEAL-REFRIGERATOR CABINET
000G11-08-12R	EA SCREW-8-18X.75 PPH BEIGE
065225-01-000	EA PLATE-TIEDOWN, REFRIGERATOR
067544-01-000	EA BRACKET-REAR TIEDOWN, REFRIGERATOR
067544-02-000	EA BRACKET-FRONT TIEDOWN, REFRIGERATOR
054450-01-000	EA LEVEL-REFRIGERATOR
088248-02-000	EA REFRIGERATOR-2-WAY, NORCOLD 876-EG2
064472-02-725	EA BLOCK-TERMINAL, NORCOLD 614973
075217-01-737	EA CONTROL MODULE - NORCOLD 615495
084880-01-715	EA VALVE-MANUAL SHUT OFF, NORCOLD 615392
084880-01-713	EA CONNECTOR-MALE, NORCOLD 615256
084880-01-719	EA ELBOW-BRASS, NORCOLD 615533
084880-01-718	EA VALVE-GAS, NORCOLD 615518
075217-01-746	EA BAFFLE ASSEMBLY - NORCOLD 614975
084880-01-705	EA ORIFICE - NORCOLD 614522
084880-01-714	EA BURNER - NORCOLD 615370
084880-01-710	EA ELECTRODE-IGNITION, NORCOLD 615247
075217-01-736	EA ELECTRODE-SENSOR, NORCOLD 615248
064472-01-708	EA HEATER - NORCOLD 614713
075217-01-701	EA GASKET-DOOR, UPPER - NORCOLD 615321
075217-01-745	EA TRIM-UPPER DOOR, FOAMED - NORCOLD 614905
075217-01-700	EA TRIM-SHELF, UPPER DOOR - INSIDE - NORCOLD 615223
075217-01-704	EA GASKET-LOWER DOOR, NORCOLD 615320
075217-01-747	EA LINER-LOWER DOOR, FOAMED - NORCOLD 614906
064472-02-733	EA FRAME CAP-LOWER DOOR, TOP - NORCOLD 615580
075217-01-700	EA TRIM-SHELF, LOWER DOOR - INSIDE - NORCOLD 615223
064472-01-747	EA RAIL-INSIDE TRIM, LOWER DOOR - NORCOLD 613132
064472-01-746	EA DAIRY KEEPER - NORCOLD 614720
064472-01-720	EA FRAME STRIP-CABINET, TOP - NORCOLD 613614
064472-01-727	EA HINGE-UPPER RIGHT, NORCOLD 613528
075217-01-716	EA DIVIDER-CABINET FRONT, TOP TO BOTTOM - NORCOLD 614492
094039-01-736	EA SWITCH-LIGHT, BLACK - NORCOLD 615810
075217-01-718	EA SWITCH-LIGHT, WHITE - NORCOLD 615227
075217-01-738	EA SWITCH-HUMIDITY, NORCOLD 615259
094039-01-726	EA SHELF-FREEZER EVAPORATOR, NORCOLD 615238
084880-01-709	EA SOCKET-LAMP, NORCOLD 615231
075217-01-707	EA BULB-DC LAMP, NORCOLD 614602
064472-01-731	EA COVER-CRISPER, NORCOLD 613376
075217-01-713	EA DRAWER-CRISPER, NORCOLD 615180
064472-01-728	EA HINGE-LOWER RIGHT, NORCOLD 613529
064472-03-700	EA PIN-HINGE, BOTTOM - NORCOLD 615507
064472-01-726	EA FRAME STRIP-CABINET, LEFT - NORCOLD 613820
088248-02-700	EA P/C BOARD-2/WAY, NORCOLD 618027
088248-02-701	EA INSERT-CONTROL PANEL, LOWER - 2/WAY - NORCOLD 616038
084073-01-000	EA COVER-ROOF VENT, NORCOLD REFRIGERATOR - BEIGE
084073-04-000	EA BASE-ROOF VENT, NORCOLD REFRIGERATOR - BLACK

TABLE OF CONTENTS

INTRODUCTION	A-01 - A-04
ICF22EC	A-05 - D-14
ICF27EU	D-15 - H-14

1990 ICF22EC INDEX

FLOOR PLAN	A-05 - A-06
ACCESSORIES	A-07 - A-09
BATH	A-10 - A-13
BEUROOM	A-14
CHASSIS	A-15 - A-18
C C & PAD	A-19 - B-02
DINETTE	B-03 - B-04
DRIVERS	B-05 - B-08
ELECTRICAL	B-09 - B-12
EXTERIOR BODY	B-13 - B-18
GALLEY	D-19 - C-01
HEATING & A/C	C-02 - C-08
INTERIOR FINISH	C-09 - C-10
LABEL	C-11
LP	C-12
SEALANTS & FASTENERS	C-13 - C-14
WATER & SEWAGE	C-15 - C-19
WINDOW, VENT AND EXTERIOR DOOR	C-20 - D-14

GALLEY GROUP (CONTINUED)

4 BURNER RANGE

KEY PART NUMBER	U/M DESCRIPTION
055282-04-000	EA RANGE-4 BURNER, W/OVEN - MAGIC CHEF BT16NA - ALMOND
055282-03-708	EA BUMPER-MAIN TOP, MAGIC CHEF 744-176
049045-01-742	EA BURNER ASM-OVEN, MAGIC CHEF 50-20216
064782-02-715	EA CLIP-GRATE, MAGIC CHEF 413-00015
049045-01-739	EA FITTING-HALF UNION, MAGIC CHEF 896-31
055282-03-702	EA KNOB-THERMOSTAT, MAGIC CHEF 50-20281
081374-02-701	EA REGULATOR-PRESSURE, MAGIC CHEF 976-27
055282-03-700	EA THERMOSTAT, MAGIC CHEF 993-476
049045-01-703	EA VALVE-TOP BURNER, MAGIC CHEF 997-584
064782-02-705	EA HANDLE-OVEN DOOR, BLACK - MAGIC CHEF 50-25104
049045-01-728	EA BROILER PAN W/O INSERT, MAGIC CHEF 50-22114-2
098507-02-700	EA FILTER-PILOT, MAGIC CHEF 735-126
098507-02-701	EA INSERT-BURNER (SLOTTED VENT), MAGIC CHEF 7214P015-60
098507-02-707	EA TOP-MAIN, EBONY - MAGIC CHEF 2001F057-70
064782-02-701	EA SHIELD-DEFLECTOR FLUE, BLACK - MAGIC CHEF 50-25039-1
049045-01-741	EA INSERT-BROILER PAN, MAGIC CHEF 502119-1 OR 2
064782-02-710	EA BRACKET-FRONT GLASS, MAGIC CHEF 56-62097
064782-02-712	EA GRATE-TOP BURNER, MAGIC CHEF 50-25439
064782-02-714	EA FITTING-PIPE NIPPLE, 1/8" - MAGIC CHEF 863-1
298507-01-701	EA TOP-MAIN, ALMOND - MAGIC CHEF 2001F057-74
064782-02-708	EA VALVE-MERCURY CONTROL, MAGIC CHEF 997-626
055516-01-000	EA BRACKET-FRONT TIEDOWN, RANGE W/OVEN
055516-02-000	EA BRACKET-REAR TIEDOWN, RANGE W/OVEN

RANGE HOOD W/MONITOR PANEL

KEY PART NUMBER	U/M DESCRIPTION
097944-01-01A	EA HOOD-RANGE W/O MONITOR PANEL - ALMOND - VENTLINE - US
075470-01-702	EA SWITCH-ON/OFF, LVS CB484
097696-01-709	EA BULB-912, LVS VA415
092696-01-710	EA SOCKET-LIGHT, LVS CB267-2
090973-01-700	EA MOTOR - LVS CA508-1
092696-02-701	EA LENS-LAMP, LVS CC179
090973-01-702	EA BLADE-FAN, LVS VA183-1
096983-01-707	EA FILTER-GREASE, 8" X 8" - LVS CC246
050225-01-000	EA LABEL-WARNING, STOVE VENT - US
084878-09-000	EA VENT-RANGE HOOD, SHORT - LVS
084616-03-000	EA SHROUD-EXTERIOR VENT, RANGE HOOD - GRAY
074490-01-000	EA RACK-SPICE, UNFINISHED OAK

MONITOR PANEL

KEY PART NUMBER	U/M DESCRIPTION
097817-01-01A	EA PANEL-MONITOR, ALMOND - LVS 1756
097817-01-700	EA PLATE-COVER, LVS 1770-01
097817-01-701	EA SWITCH-ON/OFF, ALMOND - LVS 108
097817-01-702	EA SWITCH-1/WAY, ALMOND - LVS 107
097617-01-703	EA CIRCUIT BOARD - LVS 5078-01
097618-01-000	EA WIRE ASM-MONITOR PANEL, W/4 WIRES & BLACK RESISTOR - LVS

MICROWAVE OVEN

KEY PART NUMBER	U/M DESCRIPTION
000G39-08-000	EA SCREW-SF/DR, 8-18X3/8 PPH ZN
000G39-10-120	EA SCREW-SF/DR, 10-18 X 3/4 PPH - BLACK
000G60-10-20T	EA SCREW-SF/DR, 10-18X1.75
091289-04-000	EA OVEN-MICROWAVE, MAGIC CHEF - MODEL M15-D
094745-01-01A	EA TRIM-MICROWAVE, LOWER - BLACK
094771-01-11A	EA TRIM-MICROWAVE, EITHER SIDE - BLACK
094761-01-000	EA BRACKET-MICROWAVE, 90 DEGREE

FIRE EXTINGUISHER

KEY PART NUMBER	U/M DESCRIPTION
094499-01-000	EA EXTINGUISHER-FIRE, DRY W/M MOUNTING BRACKET - 10 BC
094499-01-700	EA BRACKET-MOUNTING, W/PLASTIC STRAP - FIRE EXTINGUISHER

GALLEY GROUP (CONTINUED)

JAPAN EXPORT (OPT 045)

KEY PART NUMBER	U/M DESCRIPTION
088248-01-000	EA REFRIGERATOR-5.9 CU. FT., NORCOLD MODEL 876EG3
088248-01-700	EA BOARD-PRINTED CIRCUIT, - (3-WAY) - NORCOLD# 616028
088248-01-701	EA INSERT-CONTROL PANEL, (3-WAY) - NORCOLD# 616039
088248-01-704	EA LATCH ASM-TRAVEL, NORCOLD 615963
088248-01-705	EA TRIM-UPPER DOOR, DECORATIVE - NORCOLD 615984
088248-01-706	EA BURNER-(HORIZONTAL), NORCOLD# 15881
088248-01-707	EA ELECTRODE-SENSOR, (HORIZONTAL), NORCOLD# 615733
088248-01-708	EA ELECTRODE-IGNITION, (HORIZONTAL) - NORCOLD# 615732
088248-01-709	EA HEATER-AC, (HORIZONTAL) - NORCOLD# 615527
088248-01-710	EA HEATER-DC, (HORIZONTAL) - 3 WAY - NORCOLD# 615628
088248-01-711	EA FRAME-DOOR, UPPER - BROWN - NORCOLD 615575
088248-01-712	EA FRAME-DOOR, LOWER - BROWN - NORCOLD 615576
088248-01-715	EA TRAY-D RIP, ALMOND - NORCOLD# 61542522
088248-01-719	EA ELBOW-BTASS, NORCOLD 615533
064472-02-725	EA BLOCK-TERMINAL, NORCOLD 614973
075217-01-737	EA CONTROL MODULE, NORCOLD# 61525022
084880-01-715	EA VALVE-SHUT OFF, MANUAL - NORCOLD# 61697922
084880-01-713	EA CONNECTOR-MALE, INLET FITTING - NORCOLD# 615256
084880-01-718	EA VALVE-GAS, NORCOLD 615518
064472-01-749	EA PLUG-1/8", NORCOLD# 614453
084880-01-705	EA ORIFICE - NORCOLD# 614522
075217-01-734	EA FUSE-3 AMP, NORCOLD# 615388
075217-01-704	EA GASKET-LOWER DOOR, NORCOLD 615320
075217-01-747	EA LINER-LOWER DOOR, FOAMED - NORCOLD 614906
064472-02-733	EA FRAME CAP-LOWER DOOR, TOP - NORCOLD 615580
075217-01-700	EA TRIM-SHELF, UPPER DOOR - INSIDE - NORCOLD 615223
064472-01-747	EA RAIL-INSIDE TRIM, LOWER DOOR - NORCOLD 613132
064472-01-744	EA DAIRY KEEPER - NORCOLD 614720
075217-01-701	EA TRIM-UPPER DOOR, FOAMED - NORCOLD 614905
064472-02-728	EA DECAL-NORCOLD, NORCOLD# 615220
064472-02-716	EA TRIM-CABINET, TOP - BROWN - NORCOLD# 613614
064472-01-727	EA HINGE-UPPER RIGHT, NORCOLD 613528
046955-01-713	EA PIN-HINGE, NORCOLD# 611146
075217-01-716	EA DIVIDER-CABINET FRONT, TOP TO BOTTOM - NORCOLD 614492
084880-01-738	EA SWITCH-LIGHT, BLACK - NORCOLD# 615810
075217-01-738	EA SWITCH-HUMIDITY, NORCOLD 615259
084880-01-709	EA SOCKET-LAMP, NORCOLD# 615231
084880-01-706	EA BULB-LIGHT, DC - NORCOLD# 614802
064472-01-731	EA COVER-CRISPER, NORCOLD 613376
075217-01-713	EA DRAWER-CRISPER, NORCOLD 615180
064472-01-728	EA HINGE-LOWER RIGHT, NORCOLD 613529
064472-03-700	EA PIN-HINGE, BOTTOM - NORCOLD 615507
064472-01-726	EA FRAME STRIP-CABINET, LEFT - NORCOLD 613820
034141-02-000	EA PLUG-HOLE, 3/8" - NYLON - BLACK
084879-03-700	EA COOLING UNIT - HORIZONTAL BURNER, NORCOLD# 61687237
064473-03-719	EA FLUE-HORIZONTAL BURNER, NORCOLD# 616162
088248-01-714	EA CABINET ASM-FOAMED, (ALMOND) - NORCOLD# 616008

TABLE OF CONTENTS

INTRODUCTION	A-01 - A-04
ICF22EC	A-05 - D-14
ICF27EU	D-15 - I-14

1990 ICF22EC INDEX

FLOOR PLAN	A-05 - A-06
ACCESSORIES	A-07 - A-09
BATH	A-10 - A-13
BEDROOM	A-14
CHASSIS	A-15 - A-18
C C & PAD	A-19 - B-02
DINETTE	B-03 - B-04
DRIVERS	B-05 - B-08
ELECTRICAL	B-09 - B-12
EXTERIOR BODY	B-13 - B-18
GALLEY	B-19 - C-01
HEATING & A/C	C-02 - C-08
INTERIOR FINISH	C-09 - C-10
LABEL	C-11
LP	C-12
SEALANTS & FASTENERS	C-13 - C-14
WATER & SEWAGE	C-15 - C-19
WINDOW, VENT AND	C-20 - D-14
EXTERIOR DOOR	D-15 - I-14

GALLEY GROUP (CONTINUED)
CANADIAN EXPORT

KEY PART NUMBER	U/M	DESCRIPTION
097944-02-01A	EA	HOOD-RANGE W/O MONITOR PANEL - VENTLINE - CANADIAN
075470-01-702	EA	SWITCH-ON/OFF, LVS CB484
092696-01-709	EA	BULB-912, LVS VA415
090973-01-700	EA	MOTOR - LVS CA508-1
092696-02-701	EA	LENS-LAMP, LVS CC179
090973-01-702	EA	BLADE-FAN, LVS VA183-1
096983-01-707	EA	FLTER-GREASE, 8" X 8" - LVS CC246
055282-04-000	EA	RANGE-4 BURNER, W/OVEN - MAGIC CHEF BT16NA - ALMOND
055282-03-708	EA	BUMPER-MAIN TOP, MAGIC CHEF 744-176
049045-01-742	EA	BURNER ASM-OVEN, MAGIC CHEF 50-20216
064782-02-715	EA	CLIP-GRATE, MAGIC CHEF 413-00015
049045-01-739	EA	FITTING-HALF UNION, MAGIC CHEF 896-31
055282-03-702	EA	KNOB-THERMOSTAT, MAGIC CHEF 50-20281
081374-02-701	EA	REGULATOR-PRESSURE, MAGIC CHEF 976-27
055282-03-700	EA	THERMOSTAT, MAGIC CHEF 993-476
049045-01-703	EA	VALVE-TOP BURNER, MAGIC CHEF 997-584
064782-02-705	EA	HANDLE-OVEN DOOR, BLACK - MAGIC CHEF 50-25104
049045-01-728	EA	BROILER PAN W/O INSERT, MAGIC CHEF 50-22114-2
098507-02-700	EA	FILTER-PILOT, MAGIC CHEF 735-126
098507-02-701	EA	INSERT-BURNER (SLOTTED VENT), MAGIC CHEF 7214P015-60
098507-02-707	EA	TOP-MAIN, EBONY - MAGIC CHEF 2001F057-70
064782-02-701	EA	SHIELD-DEFLECTOR FLUE, BLACK - MAGIC CHEF 50-25039-1
049045-01-741	EA	INSERT-BROILER PAN, MAGIC CHEF 502119-1 OR 2
064782-02-710	EA	GRATE-TOP BURNER, MAGIC CHEF 50-25439
064782-02-714	EA	FITTING-PIPE NIPPLE, 1/8" - MAGIC CHEF 863-1
232507-01-701	EA	TOP-MAIN, ALMOND - MAGIC CHEF 2001F057-74
064782-02-708	EA	VALVE-MERCURY CONTROL, MAGIC CHEF 997-626
055516-01-000	EA	BRACKET-FRONT TIEDOWN, RANGE W/OVEN
055516-02-000	EA	BRACKET-REAR TIEDOWN, RANGE W/OVEN

KEY PART NUMBER
008356-01-000
093763-01-02A
093763-02-700
093306-01-701
091225-01-709
091225-01-710
073742-02-704
042204-01-709
042205-01-702
073742-01-701
073742-01-703
081606-01-708
091225-01-713
093763-01-712
076303-01-712
073742-01-702
076303-01-707
091225-01-717
093763-01-702
093763-01-703
093763-01-704
093763-01-705
093763-01-706
093763-01-707
093763-01-708
093763-01-709
093763-01-710
093763-01-711
093764-01-000
081606-01-712

KEY PART NUMBER
008356-01-000
092440-01-000
092441-01-000

HEATING & AIR CONDITIONING
AIR CONDITIONER-ROOF, 13,500 BTU

U/M	DESCRIPTION
EA	CONNECTOR-PLASTIC, 3/8" AVG
EA	A/C-ROOF, 13500 BTU - TSR - GRAY - COLEMAN 6759D702
EA	SHROUD(GRAY/CHARCOAL), COLEMAN# 6759-4521
EA	DECAL PKG. LEFT & RIGHT, COLEMAN 6798B3591
EA	START RELAY, COLEMAN# 1497-4131
EA	START CAPACITOR, COLEMAN# 1497-0881
EA	RUN CAPACITOR (COMPRESSOR), COLEMAN 14994661
EA	THERMOSTAT IN-64,OUT-58, COLEMAN# 6701-3401
EA	THERMOSTAT IN-89,OUT-58, COLEMAN# 6703-3401
EA	SELECTOR SWITCH (5 TERMINAL), COLEMAN# 6759-3251
EA	DECAL HEAT & COOL, COLEMAN# 6759-3491
EA	LIMIT SWITCH (OPEN 160,CLOSE 110), COLEMAN# 6703-3041
EA	KNOB (2 PER PACKAGE), COLEMAN# 6701-3351
EA	FAN BLADE-CONDENSER, COLEMAN# 6733-3221
EA	MOTOR, COLEMAN# 6707A3119
EA	DECAL COOL ONLY, COLEMAN# 6759C3431
EA	FILTER-6" X 14 3/4" X 1/2", 12 PER PKG - COLEMAN 6703A3151
EA	DECAL (THERMOSTAT) COOL ONLY, COLEMAN# 6799A3441
EA	OVERLOAD, COLEMAN# 6759-3931
EA	IMPELLOR-7" DIA X 2.8" WIDE, COLEMAN# 6759-3271
EA	CAPACITOR-FAN, COLEMAN# 1499-3461
EA	DECAL-HEAT/COOL THERMOSTAT, COLEMAN# 6799A3471
EA	HEAT ELEMENT-COLEMAN# 6798-3321
EA	EVAPORATOR COIL-COLEMAN# 1452-1351
EA	CONDENSER COIL-COLEMAN# 1452-1251
EA	COMPRESSOR-COLEMAN# 6749A3609
EA	SINGLE PARTS PACKAGE, COLEMAN# 6759-5841
EA	GASKET PACKAGE, COLEMAN 67593281
EA	CEILING ASM-A/C COOL ONLY, TSR - COLEMAN 6759D714
EA	CEILING SHROUD (IVORY), COLEMAN# 6769-5061 (CANADIAN)

A/C ROOF 13,500 BTU-EUROPEAN

U/M	DESCRIPTION
EA	CONNECTOR-PLASTIC, 3/8" AVG
EA	A/C-ROOF, 13500 BTU - 220V - 50HZ - COLEMAN# 6713C750
EA	CEILING ASM-A/C, 220V - 50HZ - COLEMAN# 6712ET16

TABLE OF CONTENTS

INTRODUCTION	A-01 - A-04
ICF22EC	A-05 - D-14
ICF27EU	D-15 - H-14

1990 ICF22EC INDEX

FLOOR PLAN	A-05 - A-06
ACCESSORIES	A-07 - A-09
BATH	A-10 - A-13
BEDROOM	A-14
CHASSIS	A-15 - A-18
C C & PAD	A-19 - B-02
DINETTE	B-03 - B-04
DRIVERS	B-05 - B-08
ELECTRICAL	B-09 - B-12
EXTERIOR BODY	B-13 - B-18
GALLEY	B-19 - C-01
HEATING & A/C	C-02 - C-08
INTERIOR FINISH	C-09 - C-10
LABEL	C-11
LP	C-12
SEALANTS & FASTENERS	C-13 - C-14
WATER & SEWAGE	C-15 - C-19
WINDOW,VENT AND	
EXTERIOR DOOR	C-20 - D-14

HEATING AND AIR CONDITIONING GROUP (CONTINUED)

ARA AUTOMOTIVE A/C

KEY PART NUMBER	U/M	DESCRIPTION
072341-07-000	EA	HEATER/EVAPORATOR-COMplete, LESS DUCT & CONTROL KIT ARA 0508059
072341-08-000	EA	DUCT & CONTROL KIT, ARA 0508080 REPLACED BY 0507903
072341-07-700	EA	RESISTOR-JUMPER HARNESS, ARA 0885052
072341-07-701	EA	THERMOSTAT, ARA 1247328
072341-07-702	EA	HOSE-LIQUID W/SPECIAL TAP, ARA 0986215
072341-07-703	EA	HOSE-SUCTION, ARA 0986217
072341-08-700	EA	RESERVOIR-VACUUM, ARA 1701039
072341-08-701	EA	PLENUM-HEAT, PASSENGER - ARA 0767999
074013-02-712	EA	BLOWER-MOTOR, ARA 1120029
072341-01-700	EA	WHEEL-BLOWER W/RETAINER & INDEX CLIP, ARA 0251912
072341-01-701	EA	CORE-HEATER, ARA 0560199
072341-01-702	EA	COIL-EVAPORATOR, ARA 0560392
075789-01-705	EA	VALVE-EXPANSION, ARA 1298417
072341-01-704	EA	VALVE-SUCTION, 5/8" O-RING - ARA 0548324
073516-02-706	EA	SWITCH-PRESSURE, LOW CUT OUT - ARA 1331039
072341-01-706	EA	RESISTOR, ARA 0882985
072341-01-708	EA	SERVO-VACUUM CONTROL, ARA 1120040
075789-01-721	EA	SWITCH-FAN, CUT OUT - ARA 0884507
072341-04-702	EA	RELAY, ARA 1331136
072341-01-710	EA	CONTROL HEAD ASM W/O DECAL, ARA 0884970
072341-01-711	EA	CABLE-BOWDEN, 62" - ARA 0483131
072341-01-712	EA	SWITCH-VACUUM, ARA 1298539
072341-04-702	EA	RELAY, ARA 1331136
072341-01-714	EA	VALVE-HEATER CONTROL, ARA 1298305
072341-04-709	EA	MOTOR-VACUUM, ARA 1120142
072341-04-701	EA	PLENUM, ARA 0764995
079372-01-717	EA	CLAMP-VALVE, ARA 0409600
075789-01-711	EA	FITTING-AEROQUIP, ARA 0058336
072342-03-707	EA	O-RING, ARA 0059605
072341-01-715	EA	ADAPTER-ESCUTCHEON & LOUVER, ARA 1701563
088227-02-701	EA	BRACKET-BOWDEN CABLE MOUNTING, ARA 0409417
075789-01-718	EA	O-RING-AEROQUIP FITTING, ARA 0543513
088227-01-701	EA	CRANK-MIX, ROUND DOOR - ARA 0318225
072341-04-701	EA	PLENUM, ARA 0764995
072341-01-721	EA	HARNESS-VACUUM, ARA 1000467

HEATING AND AIR CONDITIONING GROUP (CONTINUED)

MOTIVAIR/SCS AUTOMOTIVE A/C

KEY PART NUMBER	U/M	DESCRIPTION
094831-01-000	EA	HEATER/EVAPORATOR-COMplete, MOTIVAIR ZGH61131 OR SCS MOTIVAIR SCS EMBLEM IS DISPLAYED BELOW DASH ON PASSENGER SIDE
094831-01-700	EA	DOOR-FRESH AIR, MOTIVAIR/SCS AGG15037
094831-01-701	EA	ROD-FRESH AIR DOOR, MOTIVAIR/SCS ZGG15042
094831-01-702	EA	PAN-DRAIN, PLASTIC - MOTIVAIR/SCS ZGG15043
094831-01-703	EA	MOTOR-BLOWER, MOTIVAIR/SCS ZGG14864
094831-01-704	EA	WHEEL-BLOWER, MOTIVAIR/SCS ZGG14639
094831-01-705	EA	MOTOR-VACUUM, 2" OD - MOTIVAIR/SCS ZGG15256
094831-01-706	EA	RESISTOR-4 SPEED, MOTIVAIR/SCS ZGG15058
094831-01-707	EA	WIRING HARNESS-UNIT, MOTIVAIR/SCS ZGG15050
094831-01-708	EA	VACUUM HARNESS-UNIT, MOTIVAIR/SCS ZGG15328
094831-01-709	EA	CLAMPS-ROD, 3/16" - MOTIVAIR/SCS ZGG14431
094831-01-710	EA	RINGS-RETAINER, 3/16" ROD - MOTIVAIR/SCS ZGG12809
094831-01-711	EA	NUT-#10-32 KEPS, MOTIVAIR/SCS ZGG12946
094831-01-712	EA	NUT-#10-24 TRIMMERMAN "J", MOTIVAIR/SCS ZGG14670
094831-01-713	EA	EVAPORATOR COIL, MOTIVAIR/SCS ZGG15046
094831-01-714	EA	VALVE-EXPANSION, MOTIVAIR/SCS ZGG11845
094831-01-715	EA	THERMOSTAT, MOTIVAIR/SCS ZGG15047
094831-01-716	EA	SWITCH-TRINARY, MOTIVAIR/SCS ZGG14512
094831-01-717	EA	HOSE-#6, MOTIVAIR/SCS ZGG15048
094831-01-718	EA	HOSE-#10, MOTIVAIR/SCS ZGG15049
094831-01-719	EA	COUP-#4 SELF SEAL W/O RING, MOTIVAIR/SCS ZGG14428
094831-01-720	EA	VALVE-#10 SERVICE, MOTIVAIR/SCS ZGG11189
094831-01-721	EA	O-RING-#10, MOTIVAIR/SCS ZGG14560
094831-01-722	EA	O-RING-#8, MOTIVAIR/SCS ZGG14559
094831-01-723	EA	O-RING-#6, MOTIVAIR/SCS ZGG14558
094831-01-724	EA	O-RING-#4, MOTIVAIR/SCS ZGG14561
094831-01-725	EA	DOOR-AIR BLEND, MOTIVAIR/SCS ZGG15311
094831-01-726	EA	ROD-AIR BLEND DOOR, MOTIVAIR/SCS ZGG15312
094831-01-727	EA	COIL-HEAT, MOTIVAIR/SCS ZGG15078
094831-01-728	EA	DOOR-DAMPER, MOTIVAIR/SCS ZGG15324
094831-01-729	EA	ROD-DAMPER DOOR, MOTIVAIR/SCS ZGG15066
094831-01-730	EA	MOTOR-VACUUM, MOTIVAIR/SCS ZGG14916
094831-01-731	EA	ADAPTERS-2" HOSE, MOTIVAIR/SCS ZGG14075
094831-01-732	EA	HOUSING-CONTROL, MOTIVAIR/SCS ZGG14223
094831-01-733	EA	WIRING HARNESS-CONTROL, MOTIVAIR/SCS ZGG15073
094831-01-734	EA	WIRING HARNESS-LIGHT, MOTIVAIR/SCS ZGG15074
094831-01-735	EA	VACUUM HARNESS-CONTROL, MOTIVAIR/SCS ZGG15076
094831-01-736	EA	SWITCH-VACUUM, MOTIVAIR/SCS ZGG15262
094831-01-737	EA	CABLE-AIR BLEND - 62" - MOTIVAIR/SCS ZGG15331
094831-01-738	EA	CLIP-CABLE, MOTIVAIR/SCS ZGG12797
094831-01-739	EA	CLIP-UNIT CABLE, MOTIVAIR/SCS ZGG15330
094831-01-740	EA	RELAY-AUTO, MOTIVAIR/SCS ZGG14275
094831-01-741	EA	TRIM-DASH LOUVER/CONTROL PANEL, MOTIVAIR/SCS ZGG15481
094831-01-742	EA	WIRING HARNESS-CONDENSER, MOTIVAIR/SCS ZGG15075
094831-01-743	EA	CANISTER-VACUUM, MOTIVAIR/SCS ZGG14190
094831-01-744	EA	VALVE-WATER, MOTIVAIR/SCS ZGG15245
094831-01-745	EA	TUBE-DRAIN, KAZOO - MOTIVAIR/SCS ZGG15051
094831-01-746	EA	CLAMP-BLEND CABLE, MOTIVAIR/SCS 77000-00
039044-01-000	EA	LOUVER-ADJUSTABLE A/C, 2.5" X 5.75"
024990-01-000	EA	OUTLET-DEFROSTER, WITH SWIVEL - 2" - TAN
075695-01-708	EA	MICROSWITCH ASM.

TABLE OF CONTENTS

INTRODUCTION	A-01 - A-04
ICF22EC	A-05 - D-14
ICF27EU	D-15 - H-14

1990 ICF22EC INDEX

FLOOR PLAN	A-05 - A-06
ACCESSORIES	A-07 - A-09
BATH	A-10 - A-13
BEDROOM	A-14
CHASSIS	A-15 - A-18
C C & PAD	A-19 - B-02
DINETTE	B-03 - B-04
DRIVERS	B-05 - B-08
ELECTRICAL	B-09 - B-12
EXTERIOR BODY	B-13 - B-18
GALLEY	B-19 - C-01
HEATING & A/C	C-02 - C-08
INTERIOR FINISH	C-09 - C-10
LABEL	C-11
LP	C-12
SEALANTS & FASTENERS	C-13 - C-14
WATER & SEWAGE	C-15 - C-19
WINDOW, VENT AND EXTERIOR DOOR	C-20 - D-14

HEATING & AIR CONDITIONING GROUP (CONTINUED)

ARA AUTOMOTIVE A/C

KEY PART NUMBER	U/M DESCRIPTION
072341-07-000	EA HEATER/EVAPORATOR-COMPLETE, LESS DUCT & CONTROL KIT ARA 0508059
072341-08-000	EA DUCT & CONTROL KIT, ARA 0508060
072341-08-700	EA RESERVOIR-VACUUM, ARA 1701039
072341-08-701	EA PLENUM-HEAT, PASSENGER - ARA 0787999
072341-01-710	EA CONTROL HEAD ASM W/O DECAL, ARA 0884970
072341-01-711	EA CABLE-BOWDEN, 62" - ARA 0483131
072341-01-712	EA SWITCH-VACUUM, ARA 1298530
072341-04-702	EA RELAY, ARA 1331138
072341-01-714	EA VALVE-HEATER CONTROL, ARA 1298305
072341-04-719	EA MOTOR-VACUUM, ARA 1120142
079372-01-717	EA CLAMP-VALVE, ARA 0409800
075789-01-711	EA FITTING-AEROQUIP, ARA 0058336
072342-03-707	EA O-RING, #6 - ARA 0058805
072341-01-715	EA ADAPTER-ESCUTCHEON & LOUVER, ARA 1701563
088227-02-701	EA BRACKET-BOWDEN CABLE MOUNTING, ARA 0409417
088227-01-701	EA CRANK-MIX, ROUND DOOR - ARA 0318225
072341-04-701	EA PLENUM, ARA 0784995
072341-01-721	EA HARNESS-VACUUM, ARA 1000467
072341-07-700	EA RESISTOR-JUMPER HARNESS, ARA 0885052
072341-07-701	EA THERMOSTAT, ARA 1247326
072341-07-702	EA HOSE-LIQUID W/SPECIAL TAP, ARA 0986215
072341-07-703	EA HOSE-SUCTION, ARA 0986217
074013-02-712	EA BLOWER-MOTOR, ARA 1120029
072341-01-700	EA WHEEL-BLOWER W/RETAINER & INDEX CLIP, ARA 0251912
072341-01-701	EA CORE-HEATER, ARA 0560199
072341-01-702	EA COIL-EVAPORATOR, ARA 0560392
075789-01-705	EA VALVE-EXPANSION, ARA 1298417
072341-01-704	EA VALVE-SUCTION, 5/8" O-RING - ARA 0548324
073516-02-706	EA SWITCH-PRESSURE, LOW CUT OUT - ARA 0251912
072341-01-706	EA RESISTOR, ARA 0882985
072341-01-708	EA SERVO-VACUUM CONTROL, ARA 1120040
075789-01-721	EA SWITCH-FAN, CUT OUT - ARA 0884507
075789-01-718	EA O-RING-AEROQUIP FITTING, ARA 0543513

HEATING & AIR CONDITIONING GROUP (CONTINUED)

SUBURBAN FURNACE NT-24S

KEY PART NUMBER	U/M DESCRIPTION
075895-01-000	EA FURNACE-DIRECT IGNITION 24000 BTU, NT-24S SUBURBAN- W/O THERMOSTAT
075895-01-710	EA CABINET FRONT, SUBURBAN 100808
075895-01-711	EA CABINET ASM, SUBURBAN X100962
075896-01-703	EA U CLIP-TINN/ERMAN, SUBURBAN 121378
075896-02-703	EA COLLAR-DUCT, SUBURBAN 050715
075896-02-705	EA HARNESS-POWER SUPPLY, SUBURBAN 520322
093365-01-000	EA THERMOSTAT
092300-01-705	EA ELECTRODE, SUBURBAN 230956
092300-01-706	EA DOOR-BURNER ACCESS, SUBURBAN 030523
092300-01-704	EA GASKET-ELECTRODE, SUBURBAN 070163
075896-02-709	EA DISC-GLASS, SUBURBAN 310026
069634-01-732	EA GASKET-BURNER ACCESS DOOR, SUBURBAN 070398
069633-01-706	EA SCREW-VENT CAP, SUBURBAN 121249
069633-01-700	EA LIMIT SWITCH, SUBURBAN 230496
069634-01-706	EA MODULE BOARD, SUBURBAN 230587
069634-01-707	EA SWITCH-FAN, SUBURBAN 230575
069634-01-733	EA RELAY, TIME DELAY - SUBURBAN 231202
069634-01-708	EA THERMOSTAT RELAY, SUBURBAN 230530
075896-02-714	EA VENT CAP & EXHAUST TUBE ASM. - SUBURBAN 260164
075895-01-712	EA TUBE FOR VENT CAP ASM, 2 7/8" - SUBURBAN 260093
069634-01-709	EA ELBOW-90 DEGREE BLACK IRON, SUBURBAN 170062
075895-01-703	EA PIPE-GAS INLET, SUBURBAN 170858
069634-01-729	EA VALVE-GAS, JOHNSON - SUBURBAN 160832
075895-01-704	EA MANIFOLD ASM - SUBURBAN X170757
069634-01-712	EA GASKET-MANIFOLD, SUBURBAN 070408
069633-01-701	EA ORIFICE-MAIN BURNER, SUBURBAN 180215
092300-01-712	EA BURNER ASM, SUBURBAN X010701
092300-01-720	EA WHEEL-ROOM AIR, SUBURBAN 350113
075895-01-708	EA MICROSWITCH ASM, SUBURBAN X230510
092300-01-723	EA MOTOR, SUBURBAN 231206
074466-01-706	EA WHEEL, COMBUSTION- SUBURBAN 350069
069634-01-716	EA VALVE-MANUAL SHUTOFF, SUBURBAN 160740
092300-01-724	EA GASKET-MOTOR MOUNT, SUBURBAN 070384
092300-01-727	EA GASKET-COMBUSTION AIR HOUSING, SUBURBAN 070386
092300-01-728	EA HOUSING-COMB AIR (OUTSIDE)
075896-02-728	EA GASKET-CROSSOVER TUBE, SUBURBAN 070385
075896-02-729	EA CROSSOVER TUBE, SUBURBAN X050751
075896-01-706	EA HOUSING-COMBUSTION AIR ASM, SUBURBAN X390179
056464-02-000	EA REGISTER-PLASTIC W/O DAMPER - 4" DIAMETER - BROWN FROM: 00-00-00 THRU: 10-15-89
056464-05-000	EA REGISTER-PLASTIC W/O DAMPER - 4" DIAMETER - GOLDEN FROM: 10-16-89 THRU: 99-99-99
069636-02-000	EA CONNECTOR-DUCT, 4" ID
007108-01-000	FT HOSE-HEATER, 5/8" ID
007108-02-000	FT HOSE-HEATER, 3/4" ID
061946-01-000	EA BRACKET-WIRE COVER, 90 DEGREE ANGLED METAL - 1.5" X 1.5" X 3"
062401-03-000	EA CLAMP-HOSE WORMGEAR, .22" - 1"
062401-04-000	EA CLAMP-HOSE, WORMGEAR .69" - 1.25"
062401-05-000	EA CLAMP-HOSE, WORMGEAR 2" - 3"
088753-01-000	FT TUBE-ALUMINIZED STEEL, 5/8" - 1B GAUGE
040731-02-000	EA NIPPLE-INLET MANIFOLD - 5/8H X 1/2P
079059-02-000	EA HOSE- 90 DEGREE - .61" X 4" X 6"
007076-01-700	FT HOSE-FLEXIBLE PVC - 2" ID
007281-01-000	EA HOSE-FLEXIBLE, 2 1/2 ID
007281-01-700	FT HOSE-FLEXIBLE PUG 2 1/2 ID
009198-01-000	FT DUCT-HEAT, FLEXIBLE - 4" ID
009200-01-000	EA TAPE-FURNACE, 1 1/2"
023146-01-000	EA CLAMP-SCREW TYPE - 4"
087676-01-000	EA FITTING-H, 1/2 ID - BRASS

TABLE OF CONTENTS

INTRODUCTION	A-01 - A-04
ICF22EC	A-05 - D-14
ICF27EU	D-15 - H-14

1990 ICF22EC INDEX

FLOOR PLAN	A-05 - A-06
ACCESSORIES	A-07 - A-09
BATH	A-10 - A-13
BEDROOM	A-14
CHASSIS	A-15 - A-18
C C & PAD	A-19 - B-02
DINETTE	B-03 - B-04
DRIVERS	B-05 - B-08
ELECTRICAL	B-09 - B-12
EXTERIOR BODY	B-13 - B-18
GALLEY	B-19 - C-01
HEATING & A/C	C-02 - C-08
INTERIOR FINISH	C-09 - C-10
LABEL	C-11
LP	C-12
SEALANTS & FASTENERS	C-13 - C-14
WATER & SEWAGE	C-15 - C-19
WINDOW, VENT AND EXTERIOR DOOR	C-20 - D-14

HEATING & AIR CONDITIONING (CONTINUED)
DIESEL EXPORT

KEY PART NUMBER	U/M	DESCRIPTION
072078-01-000	EA	INSULATION-SOUND BARRIER PAD, 29.25" X 40.19"
072342-04-000	EA	CONDENSER ASM-W/O FANS, ARA 0519377
072342-04-701	EA	COIL-CONDENSER, ARA 0519384
072342-03-701	EA	RECEIVER-DRYER, ARA 1273235
072342-03-711	EA	FITTING-AEROQUIP W/CHECK VALVE, ARA 0058337
072342-03-708	EA	O-RING, ARA 0543513 - BETWEEN RECEIVER-DRYER AND AEROQUIP FITTING
072342-03-707	EA	O-RING, #6 - ARA 0058805
072342-04-700	EA	HOSE-DISCHARGE, ARA 0898308
096815-01-702	EA	O-RING, #8 - ARA 0058806
072341-01-718	EA	VALVE-DISCHARGE, 1/2" O-RING - ARA 0548325
072342-03-709	EA	O-RING, #10 - ARA 0058807

REAR AUXILIARY HEATER & WATER HEATER W/MOTOR AID

KEY PART NUMBER	U/M	DESCRIPTION
009198-01-000	FT	DUCT-HEAT, FLEXIBLE - 4" ID
007108-01-000	FT	HOSE-HEATER, 5/8" ID
084405-01-000	EA	HEATER ASM-REAR, DUCTED - W/MOTOR AID - EVANS
084405-01-700	EA	HEATER CORE-EVANS# FT200229
084405-01-701	EA	FAN BLADES-EVANS# HV029931
084405-01-702	EA	MOTOR ASM-12 V, EVANS# 200146
007108-01-000	FT	HOSE-HEATER, 5/8" ID
010513-01-000	EA	ELBOW-BLACK STEEL, 3/8" X 90 DEGREE
031045-01-000	EA	ADAPTER-5/8"ID BARB X 3/8"MPST
056464-02-000	EA	REGISTER-PLASTIC W/O DAMPER - 4" DIAMETER - BROWN
056464-05-000	EA	REGISTER-PLASTIC W/O DAMPER - 4" DIAMETER - GOLDEN
062401-04-000	EA	CLAMP-HOSE, WORMGEAR .69" - 1.25"
007108-01-000	FT	HOSE-HEATER, 5/8" ID
007108-02-000	FT	HOSE-HEATER, 3/4" ID
062401-04-000	EA	CLAMP-HOSE, WORMGEAR .69" - 1.25"
038042-01-000	FT	TUBING-VINYL, .65" ID
010227-01-000	EA	TEE-PLASTIC, BARB 5/8" OR 3/4" HOSE
011673-01-000	EA	BRACKET-MOTOR AID TUBES, 4" X 1.5" - STEEL
062401-10-000	EA	CLAMP-HOSE, WORMGEAR 1.06" - 2"
071015-13-000	EA	GROMMET-5/8"ID, FITS .08" MATERIAL, RUBBER
073194-02-000	EA	CLAMP-HOSE, WORMGEAR 32-50 MM
080179-01-000	EA	BRACKET-SUPPORT, HEATER HOSE - IN ENGINE COMPARTMENT
084410-02-000	EA	DECAL-REAR AUTO HEATER
087202-02-000	EA	SWITCH-W/O KNOB, 4 POSITION
003753-01-000	FT	TUBE-ALUMINIZED STEEL, 5/8" - 18 GAUGE
090977-01-000	EA	KNOB-SWITCH,ROTARY
090979-01-000	EA	PLUG-INSTRUMENT PANEL,11.5MM

HEATING & AIR CONDITIONING (CONTINUED)

FURNACE-34,000 BTU

KEY PART NUMBER	U/M	DESCRIPTION
009198-01-000	FT	DUCT-HEAT, FLEXIBLE - 4" ID
089838-02-000	EA	CONNECTOR-DUCT, 4" ID
075896-02-000	EA	FURNACE-34000 BTU, SUBURBAN - W/O THERMOSTAT - NT-34SP
093365-01-000	EA	THERMOSTAT-WALL, FURNACE - SUBURBAN 0160902
075895-01-711	EA	CABINET ASM, SUBURBAN X100982
075898-01-703	EA	U CLIP-TINNERMAN, SUBURBAN 121378
075895-01-710	EA	FRONT-CABINET, SUBURBAN 100808
075898-02-703	EA	COLLAR-DUCT, SUBURBAN #050715
094334-01-000	EA	PLUG-ELECTRICAL, 3 POSITION - FURNACE - SUBURBAN 520322
092300-01-705	EA	ELECTRODE, SUBURBAN 230958
092300-01-708	EA	DOOR-BURNER ACCESS, SUBURBAN 030523
092300-01-704	EA	GASKET-ELECTRODE, SUBURBAN 070163
089834-01-732	EA	GASKET-BURNER ACCESS DOOR, SUBURBAN 070398
089833-01-700	EA	SWITCH-LIMIT, SUBURBAN# 230496
089834-01-706	EA	MODULE BOARD, SUBURBAN# 231427
089834-01-733	EA	RELAY,TIME DELAY 20&30 BTU, SUBURBAN 231202
075898-02-714	EA	VENT CAP & EXHAUST TUBE ASM. - SUBURBAN 260164
092300-01-712	EA	BURNER ASM, SUBURBAN X010701
089834-01-720	EA	ORIFICE-MAIN BURNER, SUBURBAN# 0180222
089834-01-712	EA	GASKET-MANIFOLD, SUBURBAN 070408
075895-01-704	EA	MANIFOLD ASM - SUBURBAN X170757
089834-01-729	EA	VALVE-GAS, JOHNSON - SUBURBAN 160832
075895-01-703	EA	PIPE-GAS INLET, SUBURBAN 170858
075896-02-721	EA	GASKET-GAS INLET PIPE, SUBURBAN# 070432
089834-01-709	EA	ELBOW-90 DEGREE BLACK IRON, SUBURBAN 170082
089834-01-716	EA	VALVE-MANUAL SHUTOFF, SUBURBAN 180740
092300-01-720	EA	WHEEL-ROOM AIR, SUBURBAN 350113
092300-01-721	EA	BLOWER HOUSING ASSEMBLY, SUBURBAN 390283
092300-02-702	EA	MICROSWITCH ASM, SUBURBAN# X230509
075896-02-727	EA	BRACKET-MOTOR MOUNT, SUBURBAN# 062138
075898-02-728	EA	GASKET-CROSSOVER TUBE, SUBURBAN 070385
075896-02-729	EA	CROSSOVER TUBE, SUBURBAN X050751
075896-01-700	EA	MOTOR ASM-SUBURBAN# 231208
092300-01-724	EA	GASKET-MOTOR MOUNT, SUBURBAN 070384
075896-02-732	EA	HOUSING ASM-COMBUSTION AIR, SUBURBAN# X390410
092300-01-726	EA	WHEEL-COMB AIR
092300-01-727	EA	GASKET-COMBUSTION AIR HOUSING, SUBURBAN 070386
075896-02-735	EA	HOUSING-COMBUSTION AIR, OUTSIDE - SUBURBAN 390240

TABLE OF CONTENTS

INTRODUCTION	A-01 - A-04
ICF22EC	A-05 - D-14
ICF27EU	D-15 - H-14

1990 ICF22EC INDEX

FLOOR PLAN	A-05 - A-06
ACCESSORIES	A-07 - A-09
BATH	A-10 - A-13
BEDROOM	A-14
CHASSIS	A-15 - A-18
C C & PAD	A-19 - B-02
DINETTE	B-03 - B-04
DRIVERS	B-05 - B-08
ELECTRICAL	B-09 - B-12
EXTERIOR BODY	B-13 - B-18
GALLEY	B-19 - C-01
HEATING & A/C	C-02 - C-08
INTERIOR FINISH	C-09 - C-10
LABEL	C-11
LP	C-12
SEALANTS & FASTENERS	C-13 - C-14
WATER & SEWAGE	C-15 - C-19
WINDOW,VENT AND	
EXTERIOR DOOR	C-20 - D-14

INTERIOR FINISH GROUP
FABRIC & CARPET

KEY PART NUMBER	U/M	DESCRIPTION
088008-08-000	YD	FABRIC-MAIN, 54" WIDE - AD8 - BLUE
088008-08-000	YD	FABRIC-MAIN, 54" WIDE - AD9 - DESERT SAND
088008-21-000	YD	FABRIC-ACCENT, 54" WIDE - AD8 - BLUE
088008-22-000	YD	FABRIC-ACCENT, 54" WIDE - AD9 - DESERT SAND
072333-70-000	YD	FABRIC-CURTAIN, 54" WIDE - AD8 - BLUE
072333-72-000	YD	FABRIC-CURTAIN, 54" WIDE - AD9 - DESERT SAND
088273-38-000	YD	FABRIC-BEDSPREAD, 54" WIDE - AD8 - BLUE
088273-48-000	YD	FABRIC-BEDSPREAD, 54" WIDE - AD9 - DESERT SAND
084416-22-000	YD	FABRIC-SHADE, 54" WIDE - AD8 - BLUE
084416-24-000	YD	FABRIC-SHADE, 54" WIDE - AD9 - DESERT SAND
084911-08-000	YD	FABRIC-PLEATED BLINDS, 54" WIDE - AD8 - BLUE
084911-08-000	YD	FABRIC-PLEATED BLINDS, 54" WIDE - AD9 - DESERT SAND
079880-08-000	YD	VINYL FABRIC-CUSHION, 54" WIDE - OFF WHITE
079880-07-000	YD	VINYL-EXPANDED, 54" WIDE - BEIGE
076314-02-000	FT	TAPE-CARPET SEAM, HEAT-BOND
086080-02-000	SY	CARPET-MAIN FLOOR, AD8 - BLUE
086080-07-000	SY	CARPET-MAIN FLOOR, AD9 - LIGHT MAUVE
075233-01-000	SY	PAD-CARPET, 3/8" X 6"
085746-01-000	EA	TRIM-CARPET, BEIGE

PANELING & COUNTERTOP

KEY PART NUMBER	U/M	DESCRIPTION
074497-14-000	SF	PANELING-CEILING, 4' X 8' - INCREMENTS OF 32 SF
088272-38-000	SF	PANELING-SHOWER WALL, OFF WHITE
088272-56-000	SF	PANELING-DECORATIVE, 4' X 7' - INC. OF 28 SF AD8 - BLUE
088272-57-000	SF	PANELING-DECORATIVE, 4' X 7' - INC. OF 28 SF AD9 - DESERT SAND
074497-16-000	SF	PANELING-WOODGRAIN, 4' X 8' - BIRCH - INC. OF 32 SF
089297-01-000	SF	PLYWOOD-LUAN, OVERLAY GRADE - 2.7MM X 4' X 8' INCREMENTS OF 32 SF
000621-01-000	SF	VENEER-FLAT LUANA, 4' X 8' - INCREMENTS OF 32 SF
074498-31-000	SF	LAMINATE-PLASTIC, 5' X 8' - AD8 - BLUE - INC. OF 40 SF
074498-32-000	SF	LAMINATE-PLASTIC, 5' X 8' - AD9 - DESERT SAND - INC. OF 40 SF

MOLDINGS & TRIMS

KEY PART NUMBER	U/M	DESCRIPTION
088263-30-000	EA	BATT STRIP-CEILING, AD8/AD9 - BLUE/DESERT SAND
085284-20-000	FT	BATT STRIP-DECORATIVE, PLAIN - ADHESIVE BACK
085284-34-000	FT	BATT STRIP-DECORATIVE, W/TEAR DROPS - ADHESIVE BACK AD8
085284-35-000	FT	BATT STRIP-DECORATIVE, W/TEAR DROPS - ADHESIVE BACK AD9
089733-77-000	EA	BATT STRIP-WOODGRAIN, 8' - BIRCH
085284-31-000	FT	BATT STRIP-WOODGRAIN, ADHESIVE BACK - BIRCH
088263-19-000	EA	BATT STRIP-GALLEY/SHOWER, 8' EACH - BONE
079653-07-000	EA	BATT STRIP-KERFED, BONE
078376-01-000	FT	MOLDING-T-SHAPED COVE, CEILING TO WALL - OFF WHITE
083620-01-000	FT	T-MOLDING, END CAP EDGE - 3/4" - BROWN
009767-12-000	FT	MOLDING-CABINET TO WALL, OFF WHITE
009812-23-001	EA	MOLDING-CABINET CORNER, OUTSIDE
009809-22-000	EA	MOLDING-PLASTIC CORNER, OUTSIDE - 1" - BIRCH
022992-08-000	FT	MOLDING-T-SHAPED COUNTERTOP TO WALL
076325-24-000	FT	MOLDING-EDGE BAND, 1 5/16" WIDE - WOODGRAIN
FROM: 00-00-00 THRU: 12-30-89		
083620-06-000	FT	T-MOLDING, EDGE LIPS - OVERHEAD END CAPS - 3/4" - BIRCH

INTERIOR FINISH GROUP (CONTINUED)
MISCELLANEOUS

KEY PART NUMBER	U/M	DESCRIPTION
057871-01-000	EA	COVER-SCREW, #8 - PLASTIC - OFF WHITE
074497-14-700	EA	SEALER-STAIN,CEILING
072852-01-000	EA	DETECTOR-SMOKE, W/ 9 VOLT BATTERY
077956-01-000	EA	LABEL-WARNING, SMOKE DETECTOR
097115-01-01A	FT	INSERT-CABINET DOOR T-MOLDING, 5/16" - VINYL - GOLD
059777-02-000	EA	HINGE-CABINET DOOR, BURNISHED BRASS
097800-01-000	EA	LATCH-DOOR, FLUSH MOUNT - W/CATCH & SCREWS - DARK BROWN
064354-01-000	EA	BUMPER-CABINET DOOR, RUBBER - BROWN
074493-02-000	EA	SUPPORT-OVERHEAD DOOR, SPRUNG
009787-10-000	FT	WELTING-CABINET TO WALL, MAHOGANY
016604-01-000	EA	BRACE-CABINET, ANGLED METAL - 2.5"
016604-03-000	EA	BRACE-CABINET, ANGLED METAL - 2.5" - BEIGE
052859-01-AAE	FT	TRIM-VINYL STITCHED EDGE, BEIGE
070504-17-000	FT	U CHANNEL-PLASTIC MOLDED, .815" - BIRCH
057759-01-000	EA	WASHER BRACKET-SEAT BELT, 1" DIAMETER
007021-01-000	EA	BELT-SEAT, 2" X 90" - BLACK
056271-02-000	EA	BELT ASM-SEAT 2" X 72" - BLACK
074490-01-000	EA	RACK-SPICE, UNFINISHED OAK
077481-01-000	EA	COVER-STRIKE, ENTRY DOOR - 6.5" X 2.56" - PLASTIC - BEIGE
053552-02-AA8	EA	HANDLE-ASSIST, INTERIOR - VINYL - OFF WHITE
046867-01-000	EA	GROMMET-ASSIST HANDLE, 7/16" ID X 1" OD - BRASS
000C16-07-168	EA	BOLT-CARRIAGE, ASSIST HANDLE - 7/16" - 14 X 1" ZN
000D20-07-008	EA	NUT-ACORN,ASSIST HANDLE - 7/16" X 14 ZN
076314-02-000	FT	TAPE-CARPET SEAM, HEAT-BOND
085746-01-000	FT	TRIM-CARPET, BEIGE
009049-01-000	EA	SUPPORT-EXTENSION, GALLEY COUNTERTOP
011053-04-000	EA	FAUCET-GALLEY, US/CSA - SWING SPOUT 8"
000G13-08-10G	EA	SCREW, 6-20 X .62 PFH - ANTIQUE BRASS
056484-02-000	EA	REGISTER-PLASTIC W/O DAMPER - 4" DIAMETER - BROWN
094499-01-000	EA	EXTINGUISHER-FIRE, DRY W/MOUNTING BRACKET - 10 BC
094499-01-700	EA	BRACKET-MOUNTING, W/PLASTIC STRAP - FIRE EXTINGUISHER
094499-02-000	EA	EXTINGUISHER-FIRE, DRY - 1A10BC
089076-03-000	EA	H-CHANNEL,SUPPORT,BED,BEIGE
065740-01-000	EA	BRACE-CABINET CORNER, PLASTIC
078394-01-000	FT	TRIM-HALF ROUND, VALANCE - 7/16" - VINYL - GOLD
009059-01-000	EA	HINGE-CABINET DOOR, BRASS
092318-01-000	EA	BINDER-3 RING, MOTOR HOME MANUAL
092319-01-000	EA	POCKET PAGE-3 RING BINDER, PLASTIC
054185-35-000	EA	OPERATORS MANUAL 1990
098084-11-000	EA	CASSETTE, ITASCA SPIRIT

TABLE OF CONTENTS

INTRODUCTION	A-01 - A-04
ICF22EC	A-05 - D-14
ICF27EU	D-15 - H-14

1990 ICF22EC INDEX

FLOOR PLAN	A-05 - A-06
ACCESSORIES	A-07 - A-08
BATH	A-10 - A-13
BEDROOM	A-14
CHASSIS	A-15 - A-18
C & PAD	A-19 - B-02
DINETTE	B-03 - B-04
DRIVERS	B-05 - B-08
ELECTRICAL	B-09 - B-12
EXTERIOR BODY	B-13 - B-18
GALLEY	B-19 - C-01
HEATING & A/C	C-02 - C-08
INTERIOR FINISH	C-09 - C-10
LABEL	C-11
LP	C-12
SEALANTS & FASTENERS	C-13 - C-14
WATER & SEWAGE	C-15 - C-19
WINDOW,VENT AND	
EXTERIOR DOOR	C-20 - D-14

LABEL & TAG GROUP

KEY PART NUMBER	U/M	DESCRIPTION
087238-01-000	EA	LABEL-CABLE INPUT
080342-01-000	EA	LABEL-VAPOR RELIEF
087207-02-000	EA	LABEL-FUEL CAP REMOVAL
077510-01-000	EA	LABEL-GENERATOR, PREP
075221-03-000	EA	LABEL-TRAILER HITCH
091224-02-000	EA	LABEL-TRAILER LIGHTING
075220-01-000	EA	LABEL-WARNING, EXTERIOR LOAD
082043-01-000	EA	LABEL-FUEL, UNLEADED
081417-01-000	EA	LABEL-FUEL
054631-01-000	EA	LABEL-LP GAS ONLY
008188-01-000	EA	LABEL-WASTE WATER
008187-01-000	EA	LABEL-SEWAGE
047731-01-000	EA	LABEL-EMERGENCY EXIT - ESCAPE WINDOW
008019-01-000	EA	TAG-RVI APPROVED, PLASTIC
008040-01-000	EA	TAG-GAS REFUELING WARNING
008082-01-000	EA	TAG-ELECTRIC, 110V CONNECTION

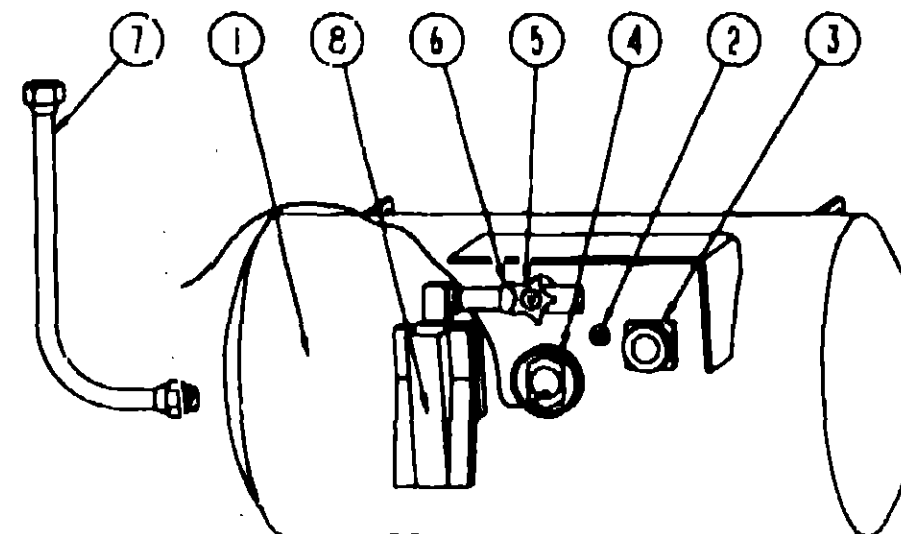
CANADIAN EXPORT (OPT 285)

KEY PART NUMBER	U/M	DESCRIPTION
038040-02-000	EA	TAG-GAS REFUEL WARNING, CANADIAN
081243-01-000	EA	LABEL-A/C COVER

CALIFORNIA CHASSIS (OPT 37P)

KEY PART NUMBER	U/M	DESCRIPTION	
062043-01-000	EA	LABEL-FUEL, UNLEADED	
074559-01-000	EA	DECAL-LOGO, LPG - RED - (CALIF CODE)	FROM: 09-11-89 THRU: 01-14-90
091243-01-000	EA	LABEL-A/C COVER, CEILING	
083238-02-000	EA	LABEL-CIRCUIT BREAKER, MAIN	FROM: 12-17-89 THRU: 99-99-99
006195-01-000	EA	LABEL-ELECTRICAL TEST	
008196-01-000	EA	LABEL-GAS TEST	
006197-01-000	EA	LABEL-WATER TEST	
050225-01-000	EA	LABEL-WARNING, STOVE VENT - US	
061606-01-000	EA	LABEL-OVERLAY, VEHICLE CERTIFICATION - ADHESIVE BACKED	
056259-01-000	EA	LABEL-SAFETY CHECK LIST SURVIVOR	
098641-01-000	EA	LABEL-FUEL, UNLEADED - DASH	

LP GROUP



LP TANK & COMPONENTS

KEY PART NUMBER	U/M	DESCRIPTION
1 097821-01-000	EA	TANK-LP, 60 LB BRUNNER - 14" X 30"
2 040421-01-700	EA	GAUGE-LIQUID LEVEL, 20% LP - BURNER G-1013
3 040421-01-701	EA	VALVE-SHORT LP FILLER W/YELLOW CAP - BURNER 75478
3 040421-01-702	EA	CAP-LP FILLER VALVE, PLASTIC - YELLOW - BURNER G-1014-A
3 040421-01-711	EA	VALVE-80% W/FLOAT, PLATE, BOLTS & GASKET - BURNER
4 040421-01-707	EA	GAUGE-FLOAT W/VISIBLE DIAL - BURNER MA-9 6244-4
4 040440-01-000	EA	TRANSMITTER-DIAL, 90 OHM
4 040421-01-706	EA	DIAL-LP TANK VOLUME, VISIBLE FACE (5-1789) BRUNNER MA-8 ROCHESTER
5 040421-01-708	EA	HANDWHEEL-VAPOR RELIEF VALVE, BURNER G-1015-A
6 040421-01-703	EA	VALVE-VAPOR RELIEF SERVICE W/HANDWHEEL (REG09106CO) BRUNNER G-1015
7 045703-01-000	EA	HOSE-LP, 3/8" ID X 24' US - 3/8" MPT X 1/2" F SWIVEL
065318-02-000	EA	ELBOW-90 DEGREE, 3/8" MPT TO 3/8" FPT
8 076301-01-000	EA	REGULATOR-LPG, TWO STAGE
8 081938-01-000	EA	COVER-COMPARTMENT - LP REGULATOR - BLACK
010285-01-000	EA	CROSS, 3/8" F X 3/8" F X 3/8" F X 1/2" FPT - BRASS
010377-01-000	EA	NUT, 3/8" F - BRASS
016188-03-000	EA	GROMMET-GAS LINE, FLOOR - 3/8" HOLE X 2 1/8" DIAMETER RUBBER
081642-01-000	EA	TEE, 1/2" MPT X 1/2" FL X 3/8" FL - BRASS
010497-05-000	EA	CLAMP-CLOSED, .50" ID
075148-02-000	EA	CLAMP-GROUNDING, BRONZE SCREWS
008380-01-000	EA	GROMMET-RUBBER, 5/8" HOLE X 1 1/2" DIAMETER - BLACK
010328-01-000	EA	ADAPTER-FLARE, W/CONE GASKET 3/8" FEMALE FL X 1/2" MALE F
065741-01-000	EA	GAUGE-DIAPHRAGM PRESSURE - MARSHALLTOWN MFG
065742-01-000	EA	TEE, .38" F X .38" F X .25" FPT - BRASS
071391-02-000	EA	NIPPLE-HEX, .25" PIPE
008042-01-000	FT	TUBING-VINYL, .65" ID

CANADIAN EXPORT (OPT 285)

KEY PART NUMBER	U/M	DESCRIPTION
7 045703-02-000	EA	HOSE-LP, 3/8" ID X 24' - 3/8" MPT X 1/2" F SWIVEL - CANADA

TABLE OF CONTENTS

INTRODUCTION	A-01 - A-04
ICF22EC	A-05 - D-14
ICF27EU	D-15 - H-14

1990 ICF22EC INDEX

FLOOR PLAN	A-05 - A-06
ACCESSORIES	A-07 - A-09
BATH	A-10 - A-13
BEDROOM	A-14
CHASSIS	A-15 - A-18
C C & PAD	A-19 - B-02
DINETTE	B-03 - B-04
DRIVERS	B-05 - B-08
ELECTRICAL	B-09 - B-12
EXTERIOR BODY	B-13 - B-16
GALLEY	B-19 - C-01
HEATING & A/C	C-02 - C-08
INTERIOR FINISH	C-09 - C-10
LABEL	C-11
LP	C-12
SEALANTS & FASTENERS	C-13 - C-14
WATER & SEWAGE	C-15 - C-19
WINDOW, VENT AND EXTERIOR DOOR	C-20 - D-14

SEALANTS & FASTENERS GROUP

KEY PART NUMBER	U/M DESCRIPTION
081377-01-700	EA ADHESIVE-CYANOARYLATE 10 GM
701030-01-000	EA SCOTCH-WELD ADHESIVE 6 OZ
701030-01-700	EA SCOTCH-WELD ADHESIVE 2.5 OZ
701030-02-000	EA APPLICATOR GUN 6 OZ
701030-02-700	EA APPLICATOR GUN 2.5 OZ
701030-03-000	EA RETAINER 6 OZ
701030-03-700	EA RETAINER 2.5 OZ
053786-02-000	EA BEDDING COMPOUND-TUBE, WHITE
053786-08-000	EA BEDDING COMPOUND-TUBE, CLEAR
000C12-05-16B	EA BOLT-HEX, 5/16-18 X 1 - ZINC 5
000C12-10-24B	EA BOLT-HEX, 5/8-11 X 1 1/2 ZN - 5
000C18-08-48B	EA BOLT-ELEV, 3/8-16 X 3 ZN - GDE 5
000C26-04-10B	EA BOLT-HEX, SER FLG - 1/4-20 X 5/8 ZINC
005200-01-000	EA BOLT-BUMPER, ROUND HEAD-SQUARE NECK- W/SST CAP - 7/16-14 X 1 1/4
051387-08-000	EA BOLT-CARRIAGE, W/O HOLE - 5/16-18 X 9.5 ZN
016804-01-000	EA BRACE-CABINET, ANGLED METAL - 2.5"
010495-01-000	EA CLAMP-CABLE, 9/16"
010497-01-000	EA CLAMP-CLOSED, 5/8" ID
010497-05-000	EA CLAMP-CLOSED, 1/2" ID
010499-01-000	EA CLAMP-CLOSED, 3/8" ID
062401-02-000	EA CLAMP-HOSE, WORMGEAR, 1.56" - 2.5"
062401-03-000	EA CLAMP-HOSE WORMGEAR, .22" - 1" ID
062401-04-000	EA CLAMP-WORMGEAR HOSE, .69" - 1.25"
062401-05-000	EA CLAMP-WORMGEAR HOSE, 2" - 3" ID
062401-06-000	EA CLAMP-HOSE, WORMGEAR, 22" - 62 ID
062401-09-000	EA CLAMP-HOSE, WORMGEAR - 2.8 - 3.75
077955-01-000	EA J CLIP-VINYL COATED, 3/8"
	USED IN WIRING TO CLEARANCE LIGHTS
000D14-05-00B	EA NUT-HEX, 5/16-18, ZN 5
000D15-06-00B	EA NUT-HEX, 3/8-24 - ZN - 5
000D24-10-00B	EA NUT-HEX, SF/LK - 10-32 ZN
000D34-04-00B	EA NUT-HEX LK-1/4-20 ZN
000D39-04-00B	EA NUT-HEX, SER FLG LK 1/4 - 20 ZN
000D39-05-00B	EA NUT-HEX, SER FLG LK - 5/16 - 18 ZN
000D39-06-00B	EA NUT-HEX, SER FLG LK - 3/8-16 ZN
000D39-08-00B	EA NUT-HEX, SER FLG LK - 1/2-13 ZN
000D44-07-00B	EA NUT-HEX, SER FLG LK - 7/16-20 ZN
005081-01-000	EA NUT-SPEED, C TYPE - NO 8 SCREW
044364-02-000	EA NUT-SPEED, FLAT - ROUND
072893-01-000	EA NUTSERT-M5X0.8
CS3729-04-000	EA RIVNUT- 10-32 UNF .010-.080
000G11-06-10J	EA SCREW, 6-20 X 5/8 PPH - BRASS
000G11-07-08B	EA SCREW, 7-19 X 1/2 PPH - ZN
000G11-08-08B	EA SCREW, 8-18 X 1/2 PPH ZN
000G11-08-12B	EA SCREW, 8-18 X 3/4 PPH ZN
000G11-08-12D	EA SCREW, 8-18 X 3/4 PPH - BLACK
000G11-08-12R	EA SCREW-8-18X.75 PPH BEIGE
000G11-08-12T	EA SCREW, 8-18 X .75 PPH - BLACK
000G11-08-12X	EA SCREW, 8-18 X .75 PPH - GRAY
000G11-10-12R	EA SCREW, 10-16 X 3/4 PPH - BEIGE
000G11-10-24P	EA SCREW, 10-16 X 1.5 PPH - DARK BROWN
000G12-08-12X	EA SCREW, 8-18 X .75 POH - GRAY
000G12-08-28R	EA SCREW, 8-18 X 1.75 POH - BEIGE
000G12-10-12E	EA SCREW, 10-16 X .75 POH - CHROME
000G13-06-08B	EA SCREW, 6-20 X 1/2 PFH ZN
000G13-06-10G	EA SCREW, 6-20 X .62 PFH - ANTIQUE BRASS
000G13-06-16R	EA SCREW, 6-20 X 1 PFH - BEIGE
000G13-07-12B	EA SCREW, 7-19 X 3/4 PFH ZN
000G13-08-16B	EA SCREW, 8-18 X 1 PFH - ZN
000G19-10-08B	EA SCREW-MACH-10-32X1/2 PPH ZN
000G19-10-12B	EA SCREW-MACH, 10-32 TPI X .75
000G27-10-16D	EA SCREW-MACH, 10-32 X 1 POH - BLACK
000G35-08-16D	EA SCREW, 8-32 X 1 POH - TYPE 23 - BLACK
000G39-06-10T	EA SCREW-SF/DR-6-20 X 5/8 PPH BLACK
000G39-06-16T	EA SCREW-SF/DR, 6-20 X 1 PPH - BLACK
000G39-08-08B	EA SCREW-SF/DR, 8-18 X 1/2 PPH ZN
000G39-08-08X	EA SCREW-SF/DR, 8-18 X 1/2 PPH - GRAY
000G39-08-12B	EA SCREW-SF/DR, 8-18 X 3/4 PPH ZN
000G39-08-12T	EA SCREW-SF/DR-8-18X.75 PPH
000G39-08-16E	EA SCREW-SF/DR, 8-18 X 1 PPH CHROME

SEALANTS & FASTENERS GROUP (CONTINUED)

KEY PART NUMBER	U/M DESCRIPTION
000G39-08-18T	EA SCREW-SF/DR, 8-18 X 1 PPH - BLACK
000G39-08-24R	EA SCREW-SF/DR, 8-18 X 1.5 PPH - BEIGE
000G39-08-32B	EA SCREW-SF/DR, 8-18 X 2 PPH - ZINC
000G39-10-10R	EA SCREW-SF/DR, 10-18 X .62 PPH, BEIGE
000G39-10-12D	EA SCREW-SF/DR, 10-18 X .75 PPH - BLACK
000G39-10-12R	EA SCREW-SF/DR, 10-18 X .75 PPH - BEIGE
000G39-10-20B	EA SCREW-SF/DR, 10-16 X 1 1/4 PPH ZN
000G50-04-12B	EA SCREW-MACH, 1/4-20 X 3/4 PPH ZN
000G67-10-08B	EA SCREW, 10-12 X .5 PPH ZN
000G67-10-08R	EA SCREW, 10-12 X 1/2 PPH - BEIGE - TYPE A
000G67-10-10R	EA SCREW, 10-12 X 5/8 PPH - TYPE A - BEIGE
000G67-10-12E	EA SCREW, 10-12 X .75 PPH CHROME
000G67-10-12B	EA SCREW, 10-12 X .75 PPH ZN
000G67-10-12P	EA SCREW, 10-12 X .75 PPH - DARK BROWN
000G67-10-16B	EA SCREW, 10-12 X 1 PPH - ZN
000G67-10-16P	EA SCREW, 10-12 X 1 PPH - DARK BROWN
000G67-10-20D	EA SCREW, 10-12 X 1.25 PPH - BLACK
000G67-10-24B	EA SCREW, 10-12 X 1.5 PPH - ZN
000G68-06-10G	EA SCREW, 6-18 X .62 POH - ANTIQUE BRASS
049485-01-000	EA SCREW, 10-16 W/WASHER PTH - DARK BROWN
049485-04-000	EA SCREW, 10-16 X 1 PTH W/WASHER - BEIGE
075908-01-000	EA SCREW-MACH-10-32X.56PTH(SEMS)
087721-01-000	EA SCREW-FLAT HEAD, TAPPING - 1/4 X 1 1/4 LG ZN
089371-01-000	EA SCREW-MACH 8-32X 5/16 ZN
089637-01-000	EA SEALER-3M, EC5510 - WHITE COLOR
089640-02-000	FT SEALER-RIBBON, .5" X .125" X 30', 3M PC-5369
089640-03-000	FT SEALER-RIBBON, 3/4" X 1/8" - INCREMENTS OF 60'
089640-05-000	FT SEALER-RIBBON, 2 1/2" X 3/32" - INCREMENTS OF 30'
089640-06-000	FT SEALER-RIBBON, 5/16" DIAMETER - INCREMENTS OF 25'
089640-09-000	FT SEALER-TAPE, 1/32" X 2 1/2"
091255-01-000	FT SEAL-FOAM, 3.2MM X 4.8MM
091255-03-000	FT SEAL-FOAM, 1/4 X 3/16 ROLL
034552-02-000	EA SILICONE-TUBE, 300 ML - CLEAR
034552-04-000	EA SILICONE-TUBE, 300 ML - BEIGE
034552-07-000	EA SILICONE-300 ML TUBE, DARK GRAY
039518-01-000	EA SILICONE-300 ML TUBE, BLACK
008401-01-000	EA STRAP-CONDUIT-3/4", 1 HOLE, GALVANIZED STEEL
004363-01-000	FT TAPE-ADHESIVE FOAM, 1 SIDE - 3/16" X 1/2" - GRAY
063642-01-000	FT TAPE-ADHESIVE, 10MM X 1.5" WIDE
076322-03-000	FT TAPE-FOAM, DOUBLE COATED - .045" X .5"
008343-01-000	EA TIE-WIRE, 6"
000E13-14-00B	EA W/WASHER-FL, 1/4 WIDE ZN
077071-01-000	EA WASHER-FENDER, 3/16" ID X 1" OD
023942-01-000	EA GROMMET-RUBBER, 2" OD
008401-01-000	EA STRAP-CONDUIT, 3/4" - 1 HOLE - GALVANIZED STEEL
062401-02-000	EA CLAMP-HOSE, WORMGEAR, 1.56" - 2.5"
062401-03-000	EA CLAMP-HOSE WORMGEAR, .22" - 1"
062401-04-000	EA CLAMP-HOSE, WORMGEAR .69" - 1.25"
062401-05-000	EA CLAMP-HOSE, WORMGEAR 2" - 3"
062401-06-000	EA CLAMP-HOSE, WORMGEAR .22" - .62"

TABLE OF CONTENTS

INTRODUCTION	A-01 - A-04
ICF22EC	A-05 - D-14
ICF27EU	D-15 - H-14

1990 ICF22EC INDEX

FLOOR PLAN	A-05 - A-06
ACCESSORIES	A-07 - A-09
BATH	A-10 - A-13
BEDROOM	A-14
CHASSIS	A-15 - A-18
C C & PAD	A-19 - B-02
DINETTE	B-03 - B-04
DRIVERS	B-05 - B-08
ELECTRICAL	B-09 - B-12
EXTERIOR BODY	B-13 - B-18
GALLEY	B-19 - C-01
HEATING & A/C	C-02 - C-08
INTERIOR FINISH	C-09 - C-10
LABEL	C-11
LP	C-12
SEALANTS & FASTENERS	C-13 - C-14
WATER & SEWAGE	C-15 - C-19
WINDOW, VENT AND EXTERIOR DOOR	C-20 - D-14

WATER & SEWAGE GROUP

SHOWER PAN, FAUCETS, SINKS, & SHOWER HEAD

KEY PART NUMBER	U/M	DESCRIPTION
M02630-05-WB9	EA	PAN-SHOWER, W/STRAINER
		FROM: 00-00-00 THRU: 12-30-89
057671-01-000	EA	COVER-SCREW, #8 - PLASTIC - OFF WHITE
011069-03-000	EA	TAILPIECE-SHOWER/TUB, 1 1/2" X 1 3/4" - PLASTIC
086729-01-000	EA	STRAINER-TUB/SHOWER DRAIN
086840-01-000	FT	SEALER-RIBBON, 1/4" DIAMETER X 20'
086735-01-000	EA	WASHER-STRAINER TO TAILPIECE PLASTIC, 1.5"
M02429-04-000	EA	PAN-SHOWER, W/STRAINER
		FROM: 12-31-89 THRU: 99-99-99
086440-01-000	EA	STRAINER W/RUBBER WASHER
086436-01-000	EA	NUT-SLIP, TAILPIECE - 1.5"
057671-01-000	EA	COVER-SCREW, #8 - PLASTIC - OFF WHITE
011053-04-000	EA	FAUCET-GALLEY, US/CSA - SWING SPOUT 8"
086815-01-000	EA	SINK-GALLEY, DOUBLE W/MOUNTING HARDWARE - STAINLESS STEEL
		FROM: 00-00-00 THRU: 01-01-90
098654-01-000	EA	SINK-GALLEY, DOUBLE W/MOUNTING HARDWARE - STAINLESS STEEL
		FROM: 01-01-90 THRU: 00-00-00
086437-01-000	EA	STRAINER-SINK, GALLEY W/BASKET
066437-01-700	EA	BASKET-STRAINER, GALLEY SINK
075240-08-000	EA	FAUCET-LAVATORY, BONE
091253-01-000	EA	GASKET-FAUCET, LAVATORY
086927-01-01A	EA	SINK-LAVATORY, RECTANGULAR - PLASTIC - BONE
098927-01-700	EA	SINK STOPPER
086927-01-701	EA	TAILPIECE-SINK
075241-05-000	EA	FAUCET-SHOWER, BONE
011048-02-000	EA	HEAD-SHOWER, W/60 HOSE

TOILET

KEY PART NUMBER	U/M	DESCRIPTION
063740-01-000	EA	TOILET-HIGH, AQUA MAGIC IV - THETFORD, 150120
		FROM: 00-00-00 THRU: 01-01-90
067487-01-701	EA	WATER SAVER PKG-HAND SPRAYER, THETFORD 08993
067487-01-702	EA	CLAMP-WATER SAVER, HAND SPRAYER, THETFORD 03752
063740-01-700	EA	LEVER-WATER, THETFORD 12514
063740-01-701	EA	LEVER-FLUSH, THETFORD 12515
063740-01-706	EA	BOLT PACKAGE-CLOSET, THETFORD 12524
063740-01-707	EA	SEAL-CLOSET FLANGE, THETFORD 02125
063740-01-710	EA	LINK, THETFORD 12513
063740-01-711	EA	SPRING-RETURN LEVER, THETFORD 12523
063740-01-713	EA	SEAL-BALL VALVE TO BOWL, THETFORD 12502
063740-01-714	EA	VALVE ASM-WATER, THETFORD 12492
063740-01-716	E	SEAT & COVER, THETFORD 15017
063740-01-717	EA	FLUSH TUBE
010147-01-000	EA	FLANGE-CLOSET, 4" X 3"FPT - PLASTIC - BLACK
067487-01-000	EA	TOILET-LOW, AQUA MAGIC IV - THETFORD 150110
		FROM: 01-01-90 THRU: 99-99-99
067487-01-700	EA	C.I.F.L. SEAL & BOLT PKG23/4
067487-01-701	EA	WATER SAVER PKG.
067487-01-702	EA	CLAMP
039341-02-704	EA	BOLT PACKAGE-CLOSET, THETFORD 12524
063740-01-700	EA	LEVER-WATER, THETFORD 12514
063740-01-701	EA	LEVER-FLUSH, THETFORD 12515
063740-01-707	EA	SEAL-CLOSET FLANGE, THETFORD 02125
063740-01-710	EA	LINK, THETFORD 12513
063740-01-711	EA	SPRING-RETURN LEVER, THETFORD 12523
063740-01-713	EA	SEAL-BALL VALVE TO BOWL, THETFORD 12502
063740-01-714	EA	VALVE ASM-WATER, THETFORD 12492

WATER & SEWAGE GROUP (CONTINUED)

WATER HEATER

KEY PART NUMBER	U/M	DESCRIPTION
051391-03-000	EA	WATER HEATER-W/ELECTRIC IGNITION, ATWOOD Q6A-3E
051391-01-704	EA	RELIEF VALVE 1/2" FITTING
051391-01-705	EA	FASTENER-CAMLOC
051391-04-706	EA	TANK-INNER Q6A-4E & 6E FRONT MOUNT
051391-04-704	EA	TANK-INNER (FRONT-MOUNT)GH6-4E&6E
051391-01-715	EA	DRAIN PLUG
051391-04-707	EA	KIT-GRILLE, FLUE, & GASKET
051391-04-701	EA	THERMOSTAT 12VDC-120 PRESET
051393-01-721	EA	ECO & THERMOSTAT ASM-FRONT MOUNT, 140 DEGREE - ATWOOD# 91447
051393-01-701	EA	SWITCH PACKAGE-ATWOOD# 91959
051391-04-703	EA	MAIN BURNER
051393-01-718	EA	SPARK & PROBE ASM-ATWOOD# 91606
051393-01-718	EA	GAS VALVE-(ONLY),ATWOOD# 91605
051391-01-710	EA	ORIFICE-MAIN BURNER
051393-01-704	EA	CIRCUIT BOARD-W/BLACK BOX, ATWOOD# 91420
051391-01-700	EA	HINGE KIT-W/CLIP
052009-03-000	EA	DOOR-WATER HEATER, ATWOOD 5576-27 - GRAY
097967-01-000	EA	SWITCH-WATER HEATER, ATWOOD 91959

WATER PUMPS

KEY PART NUMBER	U/M	DESCRIPTION
045729-01-000	EA	PUMP-WATER,W/5MPT FITTINGS - FLOW 2.8 GPM - SHURFLOW
		FROM: 00-00-00 THRU: 09-17-89
045729-01-700	EA	MOTOR-BLK
045729-01-701	EA	BASE PLATE-KIT
045729-01-702	EA	DIAPHRAGM-KIT
045729-01-703	EA	VALVE ASSEMBLY-KIT
045729-01-704	EA	UPPER HOUSING
045729-01-705	EA	SWITCH CAP KIT W/SWITCH
045729-01-706	EA	PUMP HEAD
045729-01-707	EA	LOWER-HOUSING
098607-01-000	EA	PUMP-WATER, W/5"MPT FITTING - FLOW 2.8 GPM - UL
		FROM: 09-18-63 THRU: 99-99-99
098607-01-700	EA	PUMP HEAD-REPLACEMENT
098607-01-701	EA	DRIVE ASSEMBLY
098607-01-702	EA	DIAPHRAGM KIT
098607-01-703	EA	VALVE ASSEMBLY
098607-01-704	EA	HOUSING-UPPER
098607-01-705	EA	CHECK VALVE KIT
098607-01-706	EA	SWITCH ASSEMBLY-COMplete
098607-01-707	EA	MOTOR/BASE PLATE REPLACEMENT
081240-01-000	EA	DOOR-WATER FILL, LOCKABLE W/FILL - BEIGE

FRESH WATER TANK

KEY PART NUMBER	U/M	DESCRIPTION
039861-01-000	EA	SENDING UNIT,W/SCREEN,WELL NUT & TERMINAL RING
007161-01-000	EA	CLAMP-HOSE, SPRING TYPE - 1/2"
010224-01-000	EA	ADAPTER-HOSE TO PIPE, 3/8" MPT X 3/8" BARB - PLASTIC BLACK
044927-01-000	EA	ADAPTER-HOSE TO PIPE, 1 1/4"MPT X 1 1/4"BARB-BLACK PLASTIC
052957-02-000	EA	ELBOW-MALE, 1/2" F X 1/2" MPT - PLASTIC - GRAY
062401-01-000	EA	CLAMP-WORMGEAR HOSE, 1/4" TO 1" ID
074462-02-000	FT	TUBING-VINYL, 3/8" ID - CLEAR
077954-02-000	EA	FILTER-WATER TANK, SCREEN IN TANK
079381-01-000	FT	TUBING-SMOOTH FLEXIBLE, 1 1/4" ID
087797-01-000	FT	SPACER-WATER TANK STRAP W/FOAM ADHESIVE - .31" X 1.5" - NEOPRENE
072444-02-000	EA	TANK-WATER, W/SPINWELD FITTINGS - 47 GALLON - 22" X 23.5" X 29.5"
072444-01-000	EA	TANK-WATER, W/O FITTINGS - 47 GALLON - 22" X 23.5" X 29.5"
042989-03-000	EA	FITTING-WATER TANK, SPINWELD - 1 1/4" NPT - PLASTIC - WHITE
042989-04-000	EA	FITTING-WATER TANK, SPINWELD - 3/8" FPT - PLASTIC - WHITE
042989-05-000	EA	FITTING-WATER TANK, SPINWELD - 1/2" FPT - PLASTIC - WHITE
046524-02-000	EA	KIT-FITTING, 1EA. OF 1 1/4"NPT, 1/2"FPT
049032-01-000	EA	PATCH-SPINWELD, 3/8" - PLASTIC

TABLE OF CONTENTS

INTRODUCTION	A-01 - A-04
ICF22EC	A-05 - D-14
ICF27EU	D-15 - H-14

1990 ICF22EC INDEX

FLOOR PLAN	A-05 - A-06
ACCESSORIES	A-07 - A-09
BATH	A-10 - A-13
BEDROOM	A-14
CHASSIS	A-15 - A-18
C & PAD	A-19 - B-02
DINETTE	B-03 - B-04
DRIVERS	B-05 - B-08
ELECTRICAL	B-09 - B-12
EXTERIOR BODY	B-13 - B-18
GALLEY	B-19 - C-01
HEATING & A/C	C-02 - C-06
INTERIOR FINISH	C-09 - C-10
LABEL	C-11
LP	C-12
SEALANTS & FASTENERS	C-13 - C-14
WATER & SEWAGE	C-15 - C-19
WINDOW, VENT AND	
EXTERIOR DOOR	C-20 - D-14

WATER & SEWAGE GROUP (CONTINUED)

WATER SYSTEM

KEY PART NUMBER	U/M	DESCRIPTION
039800-01-000	FT	TUBING-POLYBUTYL, 1/2" OD - INCREMENTS OF 20' - BLACK
062952-01-010	EA	NUT-PLASTIC, 1/2" F X 1/2" TUBE - PLASTIC - GRAY
062963-01-000	EA	NUT-FAUCET, 1/2" TUBE X 1/2" FPT - PLASTIC - GRAY
062964-01-000	EA	ADAPTER-NOSE CONE, 3/8" OR 1/2" TUBING - PLASTIC - GRAY
062968-01-000	EA	TEE, 1/2" F X 1/2" F X 1/2" F - PLASTIC - GRAY
062969-02-000	EA	CONNECTOR, 1/2" F X 1/2" MPT - PLASTIC - GRAY
062969-03-000	EA	CONNECTOR, 1/2" F X 3/8" MPT - PLASTIC - GRAY
062980-01-000	EA	DRAIN VALVE-IN LINE, HEADER - 1/2" F X 1/2" F - GRAY PLASTIC
062981-01-000	EA	DRAIN VALVE-IN LINE, HEADER - 1/2" F X 1/2" F X 1/2" F - PLASTIC
065120-01-000	EA	ELBOW-SWIVEL, 1/2" FPT X 1/2" FLARE - PLASTIC - GRAY
070924-01-000	EA	ELBOW-SWIVEL, 1/2" MPT X 1/2" FPT - PLASTIC - GRAY
074483-01-000	EA	TEE-4 WAY, 1/2" FLARE - PLASTIC - GRAY
079317-01-000	EA	ADAPTER-SWIVEL, 1/2" TUBE X 1/2" FPT - PLASTIC - GRAY
087659-03-000	EA	FILL-CITY WATER, ROUND - GRAY

SEWAGE HOLDING TANK

KEY PART NUMBER	U/M	DESCRIPTION
073388-01-000	EA	TANK-HOLDING, W/O GROMMETS OR PROBES - 32 GALLON
039861-01-000	EA	SENDING UNIT, W/SCREEN, WELL NUT & TERMINAL RING
000E14-10-008	EA	WASHER-LK - NO 10 EXT TOOTH - ZN
081807-01-000	EA	GROMMET-HOLDING TANK, 1 1/2" NPS WDL SPECIALTIES
081807-02-000	EA	GROMMET-HOLDING TANK, 3" NPS

WASTE WATER HOLDING TANK

KEY PART NUMBER	U/M	DESCRIPTION
064592-01-000	EA	TANK-HOLDING, W/O GROMMETS OR PROBES - 25 GALLON - 11" X 27" X 24"
039861-01-000	EA	SENDING UNIT, W/SCREEN, WELL NUT & TERMINAL RING
081807-01-000	EA	GROMMET-HOLDING TANK, 1 1/2" NPS WDL SPECIALTIES
081807-02-000	EA	GROMMET-HOLDING TANK, 3" NPS

DRAINAGE SYSTEM

KEY PART NUMBER	U/M	DESCRIPTION
010000-01-000	EA	ELBOW-45 DEG, 1/8" BEND - 1 1/4" HUB X HUB - BLACK PLASTIC
010005-01-000	EA	ELBOW-22 1/2 DEGREE, 1/16" BEND - 1 1/2" HUB X HUB - PLASTIC - BLACK
010006-01-000	EA	ELBOW-45 DEG, 1/8" BEND - 1 1/2" HUB X HUB - BLACK PLASTIC
010008-01-000	EA	ELBOW-90 DEG, 1/4" BEND - 1 1/2" HUB X HUB - BLACK PLASTIC
010051-01-000	EA	ELBOW-45 DEG BEND, 1 1/2" SPIGOT AND HUB - PLASTIC - BLACK
010071-01-000	EA	TEE-SANITARY, 1 1/2" HUB X HUB X HUB - PLASTIC - BLACK
010073-01-000	EA	WYE-45 DEGREE, 1 1/2" HUB X HUB X HUB - PLASTIC - BLACK
010079-01-000	EA	TEE-SANITARY, 1 1/2" H X 1 1/2" H X 1 1/4" H - PLASTIC - BLACK
010121-01-000	EA	BUSHING-REDUCER, 1 1/2" SMOOTH 1 1/4" HUB - PLASTIC - BLACK
010122-01-000	EA	BUSHING-REDUCER, 1 1/2" SMOOTH X 1 1/4" THREAD - BLACK PLASTIC
010166-01-000	EA	PLUG-THREADED, 1 1/4" DIAMETER - PLASTIC - BLACK
011066-03-000	EA	P-TRAP, 1 1/2" TRAP X 1 1/4" SOCKET - PLASTIC
033761-01-000	EA	ELBOW-TURN, .25" BEND X 1.5" HUB X 1.5" SPIGOT - BLACK PLASTIC
062415-01-000	EA	CAP-SEWER, 3" DIAMETER
062415-01-700	EA	STRING, SEWER CAP
062422-01-000	EA	ADAPTER-OFFSET REDUCER, 3" X 1 1/2" - PLASTIC - BLACK
070916-01-000	EA	VALVE-DUAL DUMP, W/CAP - 3" X 1 1/2" - PLASTIC - BLACK
070916-01-700	EA	VALVE ONLY (WASTE) 3"
062419-02-700	EA	HANDLE-DUMP VALVE
083558-01-000	EA	VENT-PLUMBING PIPE ROOF, W/COVER - BEIGE
010201-01-000	EA	HOSE-SEWER, 3" ID X 8'
062416-01-000	EA	ADAPTER-SEWER HOSE TO 3" PIPE
011091-02-000	EA	PIPE-DRAIN, DOUBLE SINK - BAFFLE TEE - 1 1/2"
010121-01-000	EA	BUSHING-REDUCER, 1 1/2" SMOOTH 1 1/4" HUB - PLASTIC - BLACK
062401-02-000	EA	CLAMP-HOSE, WORMGEAR, 1.56" - 2.5"
055134-02-000	EA	HOLDER-RING, 1.5" ID PIPE SIZE - STEEL
010497-05-000	EA	CLAMP-CLOSED, .50" ID
066436-01-000	EA	NUT-SLIP, TAILPIECE - 1.5"
078406-01-000	EA	COUPLER-RUBBER, W/CLAMPS - 3" X 3"
081208-01-000	EA	WASHER-RUBBER, .06" X .75" X .5"
052955-01-000	EA	TEE-WATER, 1/2" F X 1/2" F X 1/2" MPT - PLASTIC - GRAY
010051-01-000	EA	ELBOW-45 DEG BEND, 1 1/2" SPIGOT AND HUB - PLASTIC - BLACK

WATER & SEWAGE GROUP (CONTINUED)

REAR AUXILIARY HEATER & WATER HEATER W/MOTOR AID (OPT 611)

KEY PART NUMBER	U/M	DESCRIPTION
051393-01-000	EA	WATER HEATER-W/MOTOR AID, PILOTLESS IGNITION ATWOOD GH6-3E, GH6-4E OR GH6-6E
051391-01-700	EA	HINGE KIT-W/CLIP, ATWOOD # 92566 & 92559
051391-01-704	EA	VALVE-RELIEF, 1/2" FITTING - ATWOOD# 91804
051391-01-705	EA	FASTENER-CAMLOC, ATWOOD# 92609
051391-01-706	EA	GRILLE-EXHAUST, ATWOOD# 92787 - 3E ONLY
051391-04-703	EA	BURNER-MAIN, ATWOOD# 91838 - 4E AND 6E
051391-01-710	EA	ORIFICE-MAIN BURNER, ATWOOD# 92742
051391-04-701	EA	THERMOSTAT 12V DC-120 PRESET, ATWOOD# 91470 - FRONT MOUNT ONLY
051391-01-715	EA	DRAIN PLUG, ATWOOD# 91561
051391-04-704	EA	TANK-INNER (FRT-MT), GH6-4E&6E - ATWOOD# 91642
051391-04-707	EA	KIT-GRILLE, FLUE, & GASKET - ATWOOD# 90960
051393-01-700	EA	TANK-INNER, 3E FRONT MOUNT - ATWOOD# 91023
051393-01-701	EA	SWITCH PACKAGE-ATWOOD# 91959
051393-01-702	EA	SWITCH-ENERGY CUT-OFF, ATWOOD# 91951
051393-01-703	EA	THERMOSTAT-REAR MOUNT, ATWOOD# 91952
051393-01-704	EA	CIRCUIT BOARD-W/BLACK BOX, ATWOOD# 91420
051393-01-705	EA	ORIFICE HOLDER-ATWOOD# 91925
051393-01-716	EA	SPARK & PROBE ASM, ATWOOD# 91606
051391-01-708	EA	BURNER-MAIN, 3E ONLY - ATWOOD# 92815
051393-01-718	EA	VALVE-DUAL SOLENOID, ATWOOD# 91605
051393-01-713	EA	BRACKET-CORNER, PACKAGE OF 4 - ATWOOD# 91838
051393-01-714	EA	TANK-INNER (GH6-3E), REAR MOUNT - ATWOOD# 91408
051393-01-720	EA	KNOB-TEMPERATURE, ATWOOD# 92310
051393-01-722	EA	GAS IGNITION FIELD TESTER-MODEL 05-080224-001

TABLE OF CONTENTS

INTRODUCTION	A-01 - A-04
ICF22EC	A-05 - D-14
ICF27EU	D-15 - H-14

1990 ICF22EC INDEX

FLOOR PLAN	A-05 - A-06
ACCESSORIES	A-07 - A-09
BATH	A-10 - A-13
BEDROOM	A-14
CHASSIS	A-15 - A-18
C C & PAD	A-19 - B-02
DINETTE	B-03 - B-04
DRIVERS	B-05 - B-08
ELECTRICAL	B-09 - B-12
EXTERIOR BODY	B-13 - B-18
GALLEY	B-19 - C-01
HEATING & A/C	C-02 - C-08
INTERIOR FINISH	C-09 - C-10
LABEL	C-11
LP	C-12
SEALANTS & FASTENERS	C-13 - C-14
WATER & SEWAGE	C-15 - C-19
WINDOW, VENT AND EXTERIOR DOOR	C-20 - D-14

WATER & SEWAGE GROUP (CONTINUED)
CANADIAN EXPORT (OPT 265)

KEY PART NUMBER	U/M DESCRIPTION
010000-01-000	EA ELBOW-45 DEG, 1/8" BEND - 1 1/4" HUB X HUB - BLACK PLASTIC
010006-01-000	EA ELBOW-45 DEG, 1/8" BEND - 1 1/2" HUB X HUB - BLACK PLASTIC
010008-01-000	EA ELBOW-90 DEG, 1/4" BEND - 1 1/2" HUB X HUB - BLACK PLASTIC
010071-01-000	EA TEE-SANITARY, 1 1/2" HUB X HUB X HUB - PLASTIC - BLACK
010073-01-000	EA WYE-45 DEGREE, 1 1/2" HUB X HUB X HUB - PLASTIC - BLACK
010079-01-000	EA TEE-SANITARY, 1 1/2"H X 1 1/2"H X 1 1/4"H - PLASTIC - BLACK
010115-01-000	EA COUPLING-11/2" HUB X HUB, PLASTIC
010121-01-000	EA BUSHING-REDUCER, 1 1/2"SMOOTH 1 1/4"HUB - PLASTIC - BLACK
010123-01-000	EA BUSHING-2" X 1 1/2" HUB, PLASTIC
011088-02-000	EA P TRAP-1 1/4" HUB X SLIP JOINT, W/UNION - ABS - CSA
033781-01-000	EA ELBOW-TURN, .25" BEND X 1.5" HUB X 1.5" SPIGOT - BLACK PLASTIC
034250-01-000	EA ELBOW-90 DEGREE, LONG TURN - 1 1/2" HUB X HUB - ABS
053335-01-000	EA P TRAP-1 1/4" HUB X HUB, W/UNION - CSA
082421-01-000	EA VALVE-1 1/2", W/HANDLE - ABS - BLACK
082422-01-000	EA ADAPTER-OFFSET REDUCER, 3" X 1 1/2" - PLASTIC - BLACK
072348-01-000	EA VALVE ASM-ELL, 3" SLIP X 3" BAYONET W/CAP X2 SOCKET - ABS - BLACK
079988-01-000	EA VENT-MECH. TRAP ARM, ANTI-SIPHON - 2" DIA. X 7.3" - PLASTIC
010147-02-000	EA FLANGE-CLOSET 4" X 3" FPT - CANADIAN
011048-05-000	EA SHOWER HEAD-W/80" HOSE, W/O VACUUM BREAKER - CANADIAN
011089-02-000	EA TAIL PIECE-TUB/SHOWER, 1 1/2" X 1 1/4" X 4" - BRASS
024878-02-000	EA FLANGE-CLOSET, 4" X 3" - ABS - CSA
FROM: 01-01-90 THRU: 99-99-99	
045729-01-701	EA BASE PLATE-KIT, SHURFLOW# 94-052
045729-01-702	EA DIAPHRAGM-KIT, SHURFLOW# 94-213-00
045729-01-703	EA VALVE ASM-KIT, SHURFLOW# 94-110
045729-01-704	EA UPPER HOUSING-SHURFLOW# 94-025-00
045729-01-705	EA SWITCH CAP KIT W/SWITCH-SHURFLOW# 94-255-01
045729-01-706	EA PUMP HEAD-SHURFLOW# 94-058-11
053335-01-000	EA P TRAP-1 1/4" HUB X HUB, W/UNION - CSA
010071-01-000	EA TEE-SANITARY, 1 1/2" HUB X HUB X HUB - PLASTIC - BLACK
033302-02-000	EA ADAPTER ASM-STRAINER, 1 1/2" - ABS - CANADIAN
037101-02-000	EA ELBOW-PLASTIC, 1/4" BEND VENT 1 1/2" HUB - CANADIAN
098607-02-000	EA PUMP-WATER, 2.8 GPM - W/1/2" MPT FITTINGS - CANADIAN
098607-01-704	EA HOUSING-UPPER, SHURFLOW# 94-231-01
098607-01-700	EA PUMP HEAD-REPLACEMENT, SHURFLOW# 94-236-08
098607-01-701	EA DRIVE ASM, SHURFLOW# 94-234-03
098607-01-702	EA DIAPHRAGM-KIT, SHURFLOW# 94-233-10
098607-01-703	EA VALVE ASM, SHURFLOW# 94-232-00
098607-01-704	EA HOUSING-UPPER, SHURFLOW# 94-231-01
098607-01-705	EA CHECK VALVE-KIT, SHURFLOW# 94-237-00
098607-01-706	EA SWITCH ASM-COMplete, SHURFLOW# 94-230-00
098607-01-707	EA MOTOR/BASE PLATE REPLACEMENT, SHURFLOW# 94-234-03

WINDOW, VENT & EXTERIOR DOOR GROUP

WINDSHIELDS & MOLDING

KEY PART NUMBER	U/M DESCRIPTION
077875-01-000	EA GLASS-PASSENGER WINDSHIELD
077875-02-000	EA GLASS-DRIVER WINDSHIELD
078878-02-000	EA REVEAL MOLDING-WINDSHIELD CENTER - 29.25"
077944-01-000	EA REVEAL MOLDING-UPPER WINDSHIELD, PASSENGER
077944-01-000	EA REVEAL MOLDING-UPPER WINDSHIELD, DRIVER
077945-01-000	EA REVEAL MOLDING-LOWER WINDSHIELD, PASSENGER
077945-02-000	EA REVEAL MOLDING-LOWER WINDSHIELD, DRIVER
077952-02-000	EA CAP-REVEAL MOLDING, CENTER TOP AND BOTTOM WINDSHIELD
058291-01-000	FT EDGE MOLDINGS-WINDSHIELD TO TRIM POST - VINYL - BLACK
079225-01-000	EA TRIM POST-WINDSHIELD, PASSENGER - METAL - BLACK
079225-02-000	EA TRIM POST-WINDSHIELD, DRIVERS - METAL - BLACK
034141-02-000	EA PLUG-HOLE, 3/8" - NYLON - BLACK
002328-02-000	EA BLOCK-WINDSHIELD, .062" X .5" X .98"

BATH POWERED ROOF VENT

KEY PART NUMBER	U/M DESCRIPTION
090393-01-Y12	EA VENT-ROOF, POWERED W/O SCREEN, HANDLE OR EXTENSION
002825-01-000	EA WEATHER STRIP-ROOF VENT, GRAY
008195-01-000	EA SWITCH-ROOF VENT, PUSH BUTTON, 12V
009440-01-000	EA GEAR/ARM-VENT COVER, LIFT
015911-01-000	EA TRACK-LIFT ARM, SLIDE - ROOF VENT
048648-01-000	EA MOTOR, 12V
048649-01-000	EA FAN, PLASTIC- 6" 6 BLADE
055218-01-000	EA COVER ASM., ROOF VENT
052639-01-200	EA HINGE, ROOF VENT COVER
061603-01-000	EA GROMMET, 3/16 ID 3/8 HOLE
009439-01-000	EA CRANK HANDLE-ROOF VENT
009439-03-000	EA EXTENSION-CRANK HANDLE, ROOF VENT - .9"
078785-01-Y12	EA SCREEN-ROOF VENT, POWERED
002291-02-000	SF SCREENING-ROOF VENT/WINDOW, 16" - BLACK
002298-02-000	FT SPLINE-VENT/WINDOW SCREEN, .128 DIAMETER - BLACK

CANADIAN EXPORT (OPT 265)

KEY PART NUMBER	U/M DESCRIPTION
064469-08-000	EA VENT-ROOF, POWERED - 14" X 14" - 12V - CANADIAN
064469-03-702	EA LID-VENT WHITE
064469-03-706	EA LIFT MECHANISM
048848-01-000	EA MOTOR-ROOF VENT, 1/8 SHAFT - 12V
064469-03-705	EA FAN-ROOF VENT, 6 BLADES - 6"
064469-03-705	EA GARNISH, VENT 2.5 IN. WIDE
009439-01-000	EA CRANK HANDLE-ROOF VENT

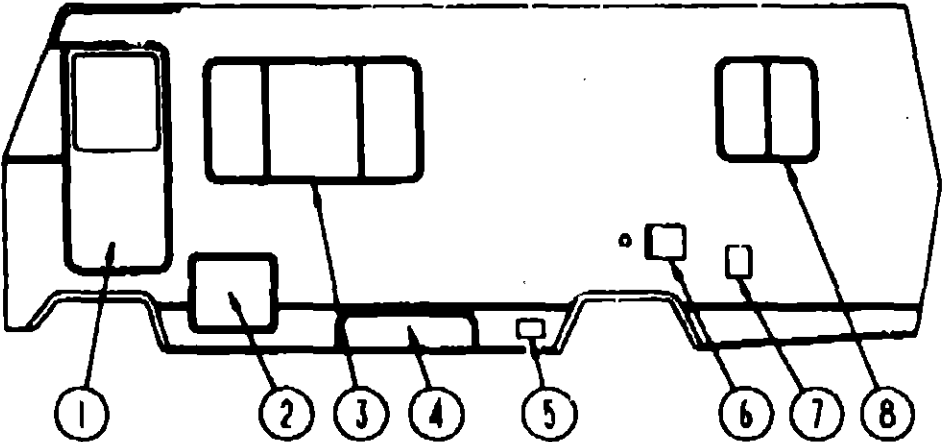
TABLE OF CONTENTS

INTRODUCTION	A-01 - A-04
ICF22EC	A-05 - D-14
ICF27EU	D-15 - H-14

1990 ICF22EC INDEX

FLOOR PLAN	A-05 - A-06
ACCESSORIES	A-07 - A-09
BATH	A-10 - A-13
BEDROOM	A-14
CHASSIS	A-15 - A-18
C C & PAD	A-19 - B-02
DINETTE	B-03 - B-04
DRIVERS	B-05 - B-08
ELECTRICAL	B-09 - B-12
EXTERIOR BODY	B-13 - B-18
GALLEY	B-19 - C-01
HEATING & A/C	C-02 - C-08
INTERIOR FINISH	C-09 - C-10
LABEL	C-11
LP	C-12
SEALANTS & FASTENERS	C-13 - C-14
WATER & SEWAGE	C-15 - C-19
WINDOW, VENT AND EXTERIOR DOOR	C-20 - D-14

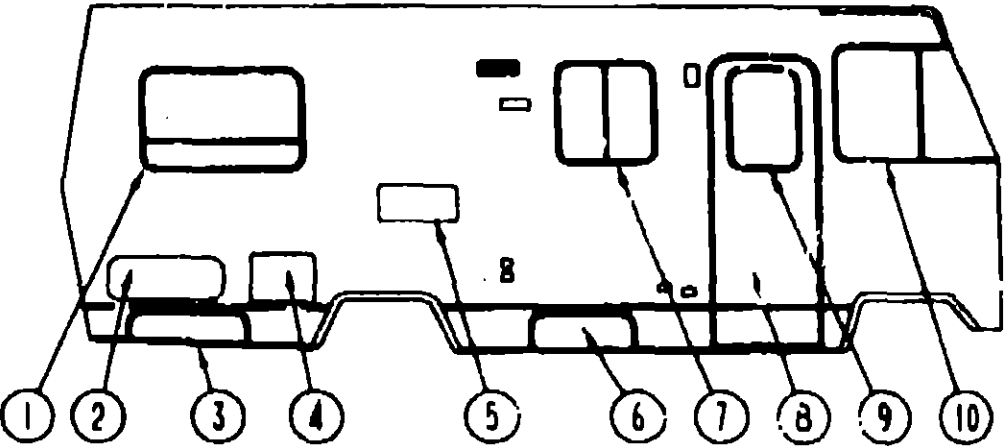
WINDOW, VENT & EXTERIOR DOOR GROUP (CONTINUED)



DRIVER SIDE COMPARTMENTS & DOORS-FRONT TO REAR

KEY PART NUMBER	U/M	DESCRIPTION
1 M82202-02-AD8	EA	DOOR ASM. - DRIVERS - W/CRANKUP WINDOW - W/O JAMB FROM: 00-00-00 THRU: 02-14-90
1 M82202-04-AD8	EA	DOOR ASM. - DRIVER - W/CRANKUP WINDOW - W/O JAMB FROM: 02-15-90 THRU: 99-99-99
2 081252-04-000	EA	COMPARTMENT-STORAGE, 31.18" WIDE X 25.39" DEEP
056748-01-000	EA	PLUG-CAP, 1.5" DIAMETER - BLACK
2 079578-05-W89	EA	DOOR-STORAGE, DRIVERS SIDE W/JAMB & LOCKS - 22.6" X 19.68"
3 078269-04-X11	EA	WINDOW ASM. - DOUBLE SLIDER - 31.1" X 60.5" - W/O INSIDE FRAME FROM: 00-00-00 THRU: 10-01-89
3 098647-02-700	EA	WINDOW ASM. - SINGLE SLIDER 30.5" X 57.5" (EXCEL) FROM: 10-02-89 THRU: 99-99-99
4 090189-01-000	EA	COMPARTMENT-STORAGE, 55.27" WIDE X 21.65" DEEP
4 M86531-06-AD8	EA	DOOR-STORAGE W/JAMB & LATCHES, DRIVER SIDE - 9" X 47.12"
5 088794-03-000	EA	DOOR-POWER CORD, W/HATCH - GRAY
088794-12-000	EA	HATCH-POWER CORD DOOR - GRAY
091876-01-000	EA	RETAINER-DOOR, 1.97" X .79" - METAL
088580-04-000	EA	BOX-POWER CORD, PLASTIC
6 081240-02-000	EA	DOOR-WATER FILL, LOCKABLE W/FILL - GRAY
7 078010-05-000	EA	DOOR-FUEL FILL W/JAMB - GRAY
077963-01-000	EA	GASKET-FUEL FILL DOOR
072447-01-000	EA	SHROUD-FUEL FILL, NECK SURROUND - PLASTIC
064075-04-000	FT	SEAL-DOOR JAMB, BULB - BLACK
081801-03-000	EA	HINGE-DOOR, PIANO - 2" X 96" - GRAY
079366-04-000	EA	LOCK-DOOR, KEY TYPE W/O KEYS - 1.9 OFF SET
081067-02-000	EA	SEAL-LOCK, FLAT W/SLIT - BLACK
082684-01-700	EA	KEY-COMPARTMENT DOOR LOCK, BH024
085730-05-000	EA	PADDLE LATCH-COMPARTMENT DOOR, W/KEY LOCK - PLASTIC - GRAY
086809-02-000	EA	STRIKER-PADDLE LATCH, COMPARTMENT DOOR - GRAY
086810-02-000	EA	BRACKET-LOCK, 1.1" X 3.19" X 2.72" - PRIMED
075673-01-000	FT	SEAL-PILE, ADHESIVE BACK
076322-03-000	FT	TAPE-FOAM, DOUBLE COATED - .045" X .5"
004363-01-000	FT	TAPE-ADHESIVE FOAM, 1 SIDE - 3/16" X 1/2" - GRAY
076767-05-000	EA	CABLE-STORAGE DOOR SUPPORT, 1/16" X 15.5" - STAINLESS STEEL
086551-55-004	EA	TRIM-LOWER DOOR, ROCKER PANEL - 16" - GRAY
8 079729-02-T03	EA	WINDOW ASM. - ESCAPE - 22" X 24" - W/O INSIDE FRAME FROM: 00-00-00 THRU: 12-31-89
8 098644-01-715	EA	WINDOW ASM. - SINGLE SLIDER - (EXCEL) FROM: 01-01-90 THRU: 99-99-99
079733-04-T03	EA	WINDOW ASM. - BACKWALL PICTURE WINDOW - 17" X 25" - W/O INSIDE FRAME FROM: 00-00-00 THRU: 12-31-89
079415-01-T03	EA	WINDOW ASM. - BACKWALL ESCAPE - 29" X 23" - W/O INSIDE FRAME FROM: 01-01-90 THRU: 99-99-99
PARTS USED ON BACKWALL NOT SHOWN		

WINDOW, VENT & EXTERIOR DOOR GROUP (CONTINUED)



PASSENGER SIDE COMPARTMENTS & DOORS-FRONT TO REAR

KEY PART NUMBER	U/M	DESCRIPTION
1 078271-01-T03	EA	WINDOW ASM. - CENTER SLIDER - 24.27" X 55.68" - W/O INSIDE FRAME FROM: 00-00-00 THRU: 10-01-89
1 092235-07-Y12	EA	WINDOW ASM. - TIPOUT - 24.3" X 40.3" - W/O INSIRE RETAINER FROM: 10-02-89 THRU: 99-99-99
2 079578-01-T09	EA	DOOR-STORAGE, W/JAMB & LOCKS - 10.75" X 30.30" - GRAY
081395-08-000	EA	SKIN-DOOR, FLAT FIBERGLASS - 48" X 96" - GRAY
064075-04-000	FT	SEAL-DOOR JAMB, BULB - BLACK
081801-03-000	EA	HINGE-DOOR, PIANO - 2" X 96" - GRAY
079366-04-000	EA	LOCK-DOOR, KEY TYPE W/O KEYS - 1.9 OFF SET
082684-01-700	EA	KEY-COMPARTMENT DOOR LOCK, BH024
3 M90198-01-AD8	EA	DOOR-GENERATOR, W/JAMB & LOCKS - TAPERED - 27.5" WIDE
079927-03-000	EA	LOCK-TWIST TYPE, DOUBLE CAM - 2.10 OFF SET
081801-03-000	EA	HINGE-DOOR, PIANO - 2" X 96" - GRAY
084491-55-002	EA	TRIM-DOOR, LOWER - ROCKER PANEL - 16" - GRAY
3 078137-02-000	EA	TRAY-STORAGE COMPARTMENT, 27.18" WIDE X 21" DEEP
056748-01-000	EA	PLUG-CAP, 1.5" DIAMETER - BLACK
4 052009-03-000	EA	DOOR-WATER HEATER, ATWOOD 5576-27 - GRAY
5 084103-02-000	EA	DOOR-REFRIGERATOR, VENTED W/O JAMB - GRAY
084104-01-700	EA	LOCK-MALE DYRUS FASTENER
084104-01-701	EA	LOCK-FEMALE DYRUS FASTENER
5 084104-02-000	EA	JAMB-DOOR, VENTED REFRIGERATOR - GRAY
6 M86517-05-AD8	EA	DOOR-L/P W/JAMB & LATCH, 9" X 24.45" - GRAY
076767-05-000	EA	CABLE-STORAGE DOOR SUPPORT, 1/16" X 15.5" STAINLESS STEEL
081067-02-000	EA	SEAL-LOCK, FLAT W/SLIT - BLACK
085730-04-000	EA	PADDLE LATCH-COMPARTMENT DOOR, W/O KEY LOCK - PLASTIC - GRAY
086551-55-004	EA	TRIM-LOWER DOOR, ROCKER PANEL - 16" - GRAY
086809-02-000	EA	STRIKER-PADDLE LATCH, COMPARTMENT DOOR - GRAY
086810-02-000	EA	BRACKET-LOCK, 1.1" X 3.19" X 2.72" - PRIMED
077848-01-000	EA	STEP-PULLOUT, W/BRACKETS - BLACK
076241-02-000	EA	SUPPORT-PULLOUT STEP
064693-01-000	EA	DOOR ASM-BATTERY W/O CARPET
009063-01-000	EA	HINGE-BATTERY DOOR
042541-02-000	EA	LATCH-BATTERY DOOR, W/O STRIKE - CHROME
064075-05-000	FT	SEAL-BATTERY DOOR,
078490-01-000	EA	TRAY-BATTERY, STEP WELL
7 098647-06-705	EA	WINDOW ASM-HORIZONTAL SLIDER- W/O INSIDE TRIM (EXEL)
8 M01870-24-AD8	EA	ENTRANCE DOOR - W/SCREW DOOR & JAMB - W/O DECALS FROM: 00-00-00 THRU: 10-01-89
8 M01870-24-AD9	EA	ENTRANCE DOOR - W/SCREW DOOR & JAMB - W/O DECALS FROM: 00-00-00 THRU: 10-01-89
8 M01870-34-AD8	EA	ENTRANCE DOOR - W/SCREW DOOR & JAMB - W/O DECALS FROM: 10-02-89 THRU: 99-99-99
8 M01870-34-AD9	EA	ENTRANCE DOOR - W/SCREW DOOR & JAMB - W/O DECALS FROM: 10-02-89 THRU: 99-99-99
9 079733-07-AA8	EA	WINDOW ASM ENTRANCE DOOR - 17" X 25" FROSTED GLASS -W/O INSIDE TRIM
10 082057-01-U04	EA	WINDOW ASM. - PASSENGER'S SLANT SLIDER - W/O INSIDE FRAME
082057-02-U04	EA	WINDOW ASM. - DRIVERS SLANT SLIDER - W/O INSIDE FRAME

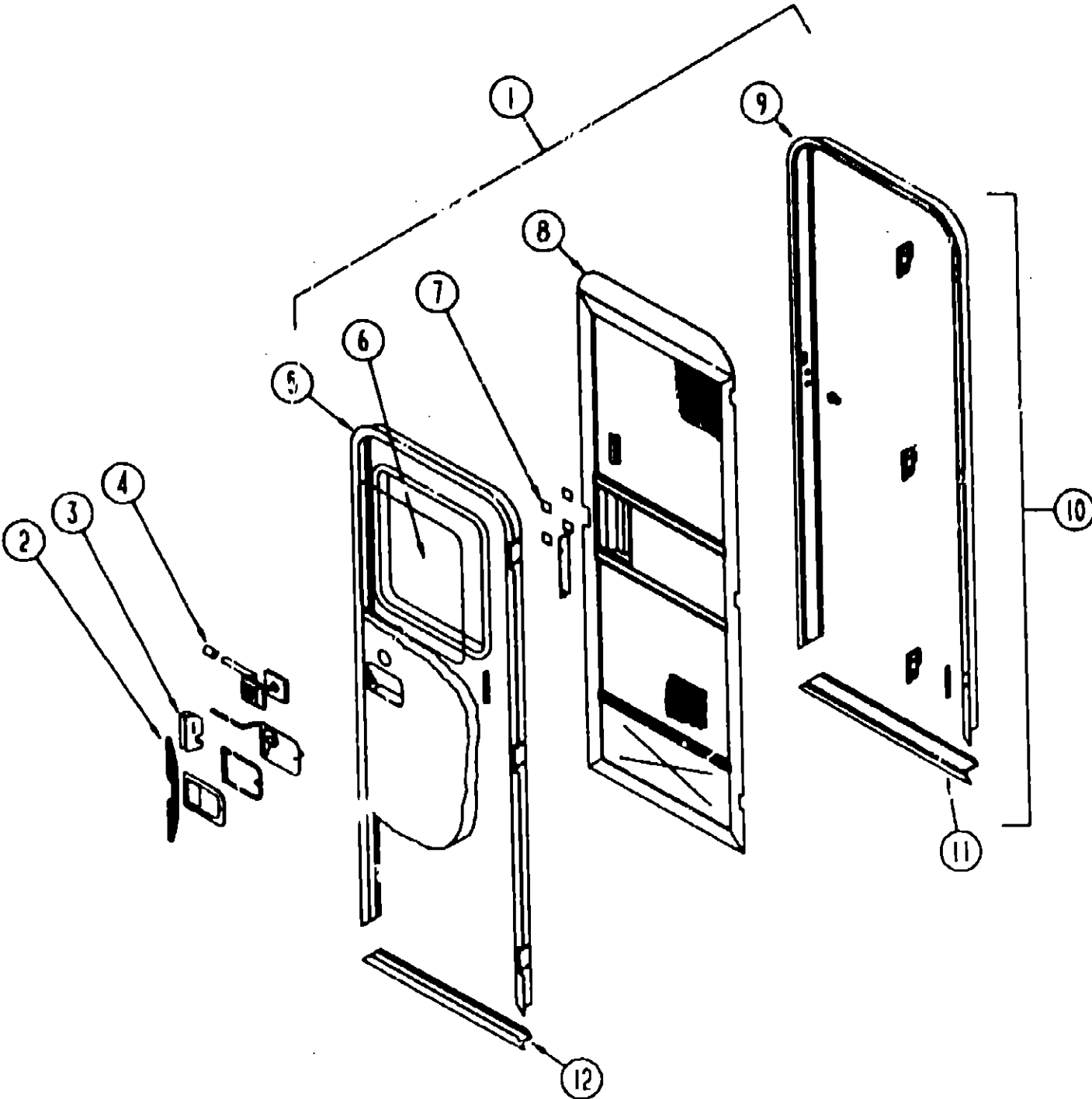
T.B.I.E OF CONTENTS

INTRODUCTION	A-01 - A-04
ICF2:EC	A-05 - D-14
ICF2:EU	D-15 - H-14

1990 ICF22EC INDEX

FLOOR PLAN	A-05 - A-06
ACCESSORIES	A-07 - A-09
BATH	A-10 - A-13
BEDROOM	A-14
CHASSIS	A-15 - A-18
C C & PAD	A-19 - B-02
DINETTE	B-03 - B-04
DRIVERS	B-05 - B-08
ELECTRICAL	B-09 - B-12
EXTERIOR BODY	B-13 - B-18
GALLEY	B-19 - C-01
HEATING & A/C	C-02 - C-08
INTERIOR FINISH	C-07 - C-10
LABEL	C-11
LP	C-12
SEALANTS & FASTENERS	C-13 - C-14
WATER & SEWAGE	C-15 - C-20
WDO,VENT & EXT.DOOR	C-21 - D-14

WINDOW, VENT & EXTERIOR DOOR GROUP (CONTINUED)



WINDOW, VENT & EXTERIOR DOOR GROUP (CONTINUED)

ENTRANCE DOOR

KEY PART NUMBER	U/M	DESCRIPTION
1 M01870-24-ADB	EA	DOOR-ENTRY, W/SCREEN DOOR & JAMB - W/O DECALS FROM: 00-00-00 THRU: 10-01-89
1 M01870-34-ADB	EA	DOOR-ENTRY W/SCREEN DOOR & JAMB W/O PANELS FROM: 10-02-89 THRU: 99-99-99
2 075739-0J-000 088272-61-000	EA SF	STIFFENER-ENTRY DOOR, SUPPORTS LATCH/STRIKE AREA - GRAY PANELING-DECORATIVE, PLAIN - 4' X 7' - INC. OF 28 SF FROM: 00-00-00 THRU: 10-01-89
088272-6P-000	SF	PANELING-DECORATIVE, W/TEAR DROPS-4' X 7'-INC. OF 28 SF FROM: 10-02-89 THRU: 99-99-99
3 045017-10-000 045017-08-700 045017-01-701 058748-01-000 058025-02-000 058806-01-000 083729-04-000 072893-01-000 009016-01-000	EA EA EA EA EA EA EA EA EA	LATCH-PADDLE, MECHANISM W/LOCK CYLINDER & KEY - BLACK LOCK CYLINDER & KEY- SET OF THREE KEY BLANK - ONE ONLY PLUG-CAP, 1" DIAMETER CLIP-ROLLER LATCH CATCH PLUG-TAPERED, FOR DEADBOLT - PLASTIC - .66" DIAMETER - RED RIVNUT- 10-32UNF .010-000 NUTSERT-M5 X 0.8
4 039984-01-000 040944-01-000 075671-01-000 075673-01-000	EA EA FT FT	CATCH-ELBOW, SPRING LOADED - SCREEN DOOR CATCH CAP-ROUND DEADBOLT, VINYL - .28" ID X .62" LONG - BLACK LABEL-ENTRANCE DOOR, OPEN SEAL-SPONGE, LAZY T SHAPE - WEATHERSTRIP ON ENTRY DOOR SEAL-PILE, ADHESIVE BACK
5 095276-01-03A	EA	FRAME-ENTRY DOOR, W/O BOTTOM - GRAY
6 079733-07-AA8 002101-07-000 050216-02-000	EA EA FT	WINDOW-ENTRY DOOR, 17" X 25" - FROSTED GLASS GLASS-WINDOW, .182" X 16.25" X 24" - FROSTED SEAL-WINDOW, EXTERIOR - VINYL - BLACK FROM: 00-00-00 THRU: 01-07-90
087561-01-000	FT	SEAL-WINDOW, EXTERIOR - VINYL - BLACK FROM: 01-08-90 THRU: 00-00-00
067609-03-000	EA	FRAME-INSIDE PICTURE WINDOW - BEIGE FROM: 00-00-00 THRU: 10-01-89
067609-27-000	EA	FRAME-INSIDE PICTURE WINDOW - BLACK FROM: 10-02-89 THRU: 99-99-99
7 085774-01-000 7 085774-02-000 039540-01-000 039539-01-000 039715-01-000 039738-01-000 039800-03-000 039979-03-000	FT FT EA EA EA EA FT EA	FASTENER-DUAL HOOK, 1" WIDE - ADHESIVE BACK - BLACK FASTENER-DUAL LOOP, 1" WIDE - ADHESIVE BACK - BLACK LATCH MECHANISM-ENTRY DOOR, INTERIOR STRIKE-ENTRANCE DOOR LOCK NUT-SERT, 1/4" DIAMETER - 20 THREADS DEADBOLT-ROUND, J-SHAPED - INTERIOR USE ONLY TUBING-POLYBUTYLENE, 3/8" OD COVER-INTERIOR LATCH, W/TRIP ARM - BLACK
8 079012-01-U01 002293-02-000 002294-01-000 009018-01-000 016454-01-000 001014-01-013 050712-04-000 078552-03-000 078595-01-000 078777-01-000 079086-02-000 079087-02-000 075639-01-000 044582-08-000 079361-05-000	EA SF FT EA EA EA EA EA EA EA EA EA EA EA EA EA	DOOR-SCREEN SCREENING- 26" - CHARCOAL SPLINE-SCREENING, .135" X .138" - BLACK CATCH-SCREEN DOOR ROLLER INSERT-SCREEN DOOR, CENTER - LEATHER GRAIN ALUMINUM - BEIGE INSERT-CENTER, .024" X 10.25" X 16.31" - UNPAINTED ALUMINUM HANDLE-SCREEN DOOR, UNPAINTED KICK PANEL-SCREEN DOOR, LOWER INSERT - UNPAINTED TOP PLATE-SCREEN DOOR, CURVED TOP - 4.7" X 25.35" CHANNEL-SLIDE, SCREEN DOOR CENTER SLIDER COVER COVER-SLIDER, SCREEN DOOR STRIKE-SLIDER COVER, W/LIP FOR ELBOW CATCH - 8.6" X 1.45" GARNISH-RADIUS, ENTRY DOOR CAP-DRIP, ENTRY DOOR, ALUMINUM, BEIGE HINGE-ENTRANCE DOOR, UNPAINTED FROM: 00-00-00 THRU: 10-01-89
079361-07-000	EA	HINGE-ENTRY DOOR, BEIGE FROM: 10-02-89 THRU: 99-99-99
081067-01-000	EA	SEAL-LOCK, FLAT W/SLIT - ONE SIDE ADHESIVE - BLACK
9 095278-01-01A	EA	JAMB-ENTRY DOOR, W/O BOTTOM - UNPAINTED
10 095277-02-03A	EA	JAMB-ENTRY DOOR, W/BOTTOM & ROLLER CATCH STRIKER - GRAY
11 051049-01-000	EA	JAMB BOTTOM-ENTRY DOOR,
12 089748-03-000 090340-01-000 091968-03-000 079207-01-000 100128-01-000	EA FT FT EA FT	FRAME-BOTTOM ENTRY DOOR, GRAY SEAL-FOAM, CLOSED CELL - 1/4" X 1/2" X 50" TAPE-ADHESIVE, .04" X 1" WIDE STRIKER-ROLLER CATCH, WELDED TO DOOR JAMB - 4" X 1.15" SEAL - SCREEN DOOR FROM: 02-05-90 THRU: 99-99-99

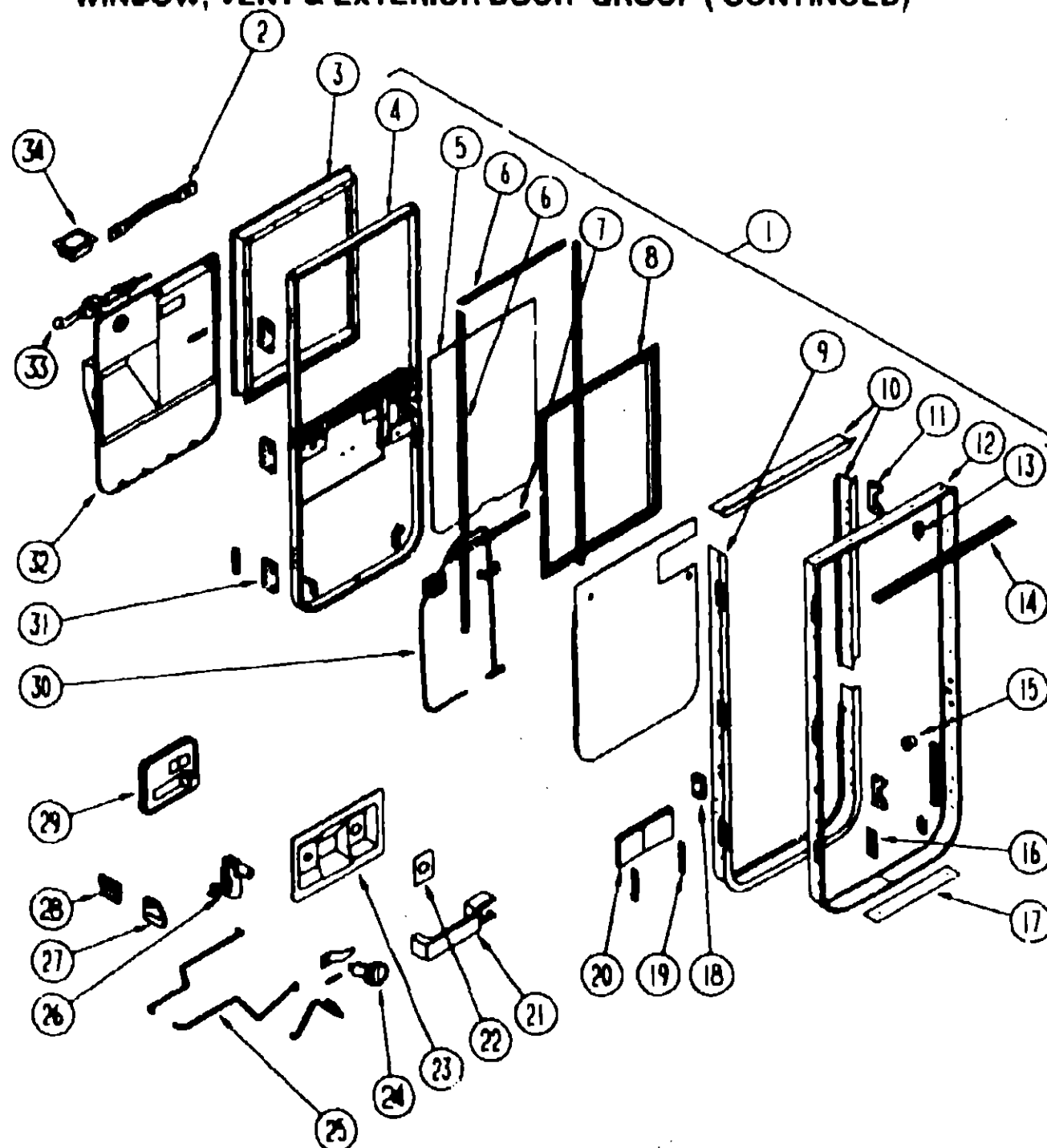
TABLE OF CONTENTS

INTRODUCTION	A-01 - A-04
ICF22EC	A-05 - D-14
ICF27EU	D-15 - H-14

1990 ICF22EC INDEX

FLOOR PLAN	A-05 - A-06
ACCESSORIES	A-07 - A-09
BATH	A-10 - A-13
BEDROOM	A-14
CHASSIS	A-15 - A-18
C & PAD	A-19 - B-02
DINETTE	B-03 - B-04
DRIVERS	B-05 - B-08
ELECTRICAL	B-09 - B-12
EXTERIOR BODY	B-13 - B-18
GALLEY	B-19 - C-01
HEATING & A/C	C-02 - C-08
INTERIOR FINISH	C-09 - C-10
LABEL	C-11
LP	C-12
SEALANTS & FASTENERS	C-13 - C-14
WATER & SEWAGE	C-15 - C-19
WINDOW, VENT AND EXTERIOR DOOR	C-20 - D-14

WINDOW, VENT & EXTERIOR DOOR GROUP (CONTINUED)



KEY PART NUMBER	U/M	DESCRIPTION
1 M82202-02-AD8	EA	DOOR ASM-DRIVER, CRANK UP WINDOW - W/O JAMB FROM: 00-00-00 THRU: 02-14-90
1 M82202-04-AD8	EA	DOOR ASM-DRIVER, CRANK UP WINDOW - W/O JAMB FROM: 02-15-90 THRU: 99-99-99
2 081400-04-000	EA	STRAP-ASSIST, 12" - BLACK W/WOODGRAIN SCREW COVERS
083729-01-000	EA	RIVNUT, 1/4 X 20 UNC - .030-.125
3 082234-02-000	EA	FRAME ASM-WINDOW, INNER - BEIGE FROM: 00-00-00 THRU: 10-01-89
3 082234-03-000	EA	FRAME ASM-WINDOW, INNER - BLACK FROM: 10-02-89 THRU: 99-99-99
082150-02-000	EA	SEAL-SPONGE, BLACK - DOOR FRAME MOUNTED - 15 FOOT LENGTH FROM: 00-00-00 THRU: 10-01-89
4 085007-04-000	EA	FRAME-DRIVER DOOR, FRONT & LOWER EDGE - ALUMINUM - GRAY
086284-01-000	EA	SPRING-COMPRESSION, .44" LONG X .36" OD
5 081488-01-000	EA	GLASS-CRANK UP, DRIVER DOOR
081500-02-000	EA	SUPPORT TUBE-DRIVER DOOR FRAME, STEEL
6 081910-01-000	EA	CHANNEL-DRIVER DOOR WINDOW, W/POLYPROPYLENE PILE
081912-01-000	EA	WEATHERSTRIP-RIGID, BLACK
7 082472-01-000	EA	U CHANNEL-GLASS RETAINER, 2 HOLE - 16" LONG - MILL
8 082233-02-000	EA	FRAME ASM - WINDOW - OUTER - BLACK
9 085007-04-000	EA	FRAME - DRIVERS DOOR - FRONT & LOWER - GRAY
10 082243-04-000	EA	FRAME-DRIVER DOOR, REAR & UPPER EDGE - ALUMINUM - GRAY

WINDOW, VENT & EXTERIOR DOOR GROUP (CONTINUED)

KEY PART NUMBER	U/M	DESCRIPTION
11 084465-01-000	EA	BLOCK - DOOR STOP - JAMB
12 081661-04-000	EA	JAMB - DRIVER'S DOOR - STEEL
12 M02684-04-000	EA	JAMB ASM-DRIVER DOOR, GRAY - W/SEAL FROM: 00-00-00 THRU: 01-20-90
12 M02684-11-000	EA	JAMB ASM-DRIVER DOOR, BEIGE - W/SEAL FROM: 01-21-90 THRU: 99-99-99
13 082243-01-000	EA	BLOCK - DOOR STOP - DOOR
R77006-13-460	EA	CAP-INNER WINDOW CRANK FROM: 00-00-00 THRU: 10-01-89
14 064184-01-000	EA	CAP-DRIP, DRIVER DOOR
088270-01-000	FT	SEAL-BULB, EPDM RUBBER
089852-01-000	FT	CORE-SEAL, BULB SUPPORT - 11 MM DIA
083551-01-000	FT	SEAL-LAZY T & D SHAPE, SPONGE RUBBER - BLACK - JAMB MOUNTED
15 058806-03-000	EA	PLUG-TAPERED, PLASTIC - RED FROM: 10-02-89 THRU: 99-99-99
16 075722-01-000	EA	BLOCK-SWITCH/SPACER FROM: 00-00-00 THRU: 08-22-89
16 041250-01-000	EA	SWITCH-PUSH BUTTON, DOME LIGHT - CHROME
063729-01-000	EA	RIVNUT, 1/4 X 20 UNC - .030-.125
17 082229-01-000	EA	THRESHOLD-DRIVER DOOR, ALUMINUM - BEIGE FROM: 00-00-00 THRU: 01-27-90
17 099840-01-01A	EA	THRESHOLD-DRIVER DOOR, REAR - BLACK FROM: 01-28-90 THRU: 99-99-99
17 099841-01-01A	EA	THRESHOLD-DRIVER DOOR, FRONT - BLACK FROM: 01-28-90 THRU: 99-99-99
18 084465-01-000	EA	BLOCK-ALIGNMENT, DOOR MOUNTED - PLASTIC - BLACK
19 064219-01-000	EA	RETAINER-CHECK STRAP, DRIVER DOOR
20 064580-03-000	EA	CHECK STRAP-DRIVER DOOR, BLACK
21 R77040-01-538	EA	HANDLE - EXTERIOR DRIVERS DOOR
22 R77007-05-374	EA	GASKET SEAL - DRIVERS DOOR HANDLE
23 082107-03-000	EA	INSET - DRIVERS DOOR HANDLE - EXTERIOR - GRAY
24 083223-01-000	EA	LOCK ASM-KEY TYPE, W/2 KEYS
083223-01-700	EA	KEY-BLANK
083911-01-000	EA	CAM-LOCK, DRIVER DOOR
25 076542-04-000	EA	ROD-LATCH CONTROL, DRIVERS DOOR
25 073110-03-000	EA	ROD-LOCK CONTROL, DRIVERS DOOR
081903-01-000	EA	SHAFT-MOUNTING, KNOB(CONNECTS KNOB TO SLIDE BOLT)
26 073303-03-000	EA	LATCH ASM-INNER, DRIVER DOOR - MODIFIED
27 082238-01-000	EA	COVER-STRIKER, DRIVER'S DOOR - ABS - BEIGE
28 R77013-48-165	EA	STRIKER - DRIVER'S DOOR
076322-02-000	FT	TAPE-FOAM, DOUBLE COATED - .045" X 1" - INC. OF 108 FT
081485-01-000	EA	SUPPORT ASM-STRIKE, DRIVER DOOR
073118-01-000	EA	RETAINER-ATTACHMENT PLATE - PART OF 081485-01-000
073119-01-000	EA	ATTACHMENT PLATE-STRIKER - PART OF 081485-01-000
29 081905-02-000	EA	KNOB-SLIDE BOLT, BLACK
081906-01-000	EA	SLIDE BOLT-DRIVER DOOR
30 081907-02-000	EA	REGULATOR ASM-DRIVER DOOR WINDOW
081908-01-000	EA	SCREW-MACH 8-32X.62 W/NYLOCK
31 083993-03-000	EA	HINGE ASM-DRIVER DOOR, GRAY - 3 PER DOOR
083731-01-000	EA	CAP-PUSH ON, ZINC - STYLE PW
32 082471-02-000	EA	TRIM PANEL-DRIVER DOOR, INTERIOR - ABS - BEIGE
33 R77013-48-580	EA	WINDOW CRANK, GLASS LIFT FROM: 00-00-00 THRU: 10-01-89
R77013-49-533	EA	COVER-NUT WINDOW CRANK FROM: 00-00-00 THRU: 10-01-89
33 094575-01-000	EA	WINDOW CRANK, GLASS LIFT FROM: 10-02-89 THRU: 99-99-99
34 046886-03-000	EA	ASHTRAY-CHROME, W/COVER
081487-01-000	EA	HOUSING-SLIDE BOLT, STEEL
038886-01-000	EA	TAPE-BUTYL, .31" X .31" X 148" LONG
082242-02-000	EA	LINER-STEP BOX, DRIVER DOOR - ABS - BEIGE
084347-01-000	EA	SHIM-HINGE, DRIVER DOOR
063886-07-000	EA	ASSIST HANDLE-DRIVER DOOR, FRONT - GRAY
063886-09-000	EA	ASSIST HANDLE-DRIVER DOOR, REAR - GRAY
079561-01-000	EA	SHIM-STRIKE, DRIVER DOOR - 16 GAUGE
079561-02-000	EA	SHIM-STRIKE, DRIVER DOOR - 22 GAUGE
068938-03-000	EA	BEARING-.38" ID, SNAP IN
063977-08-000	EA	STEP ASM-DRIVER DOOR, BLACK

TABLE OF CONTENTS

INTRODUCTION	A-01 - A-04
ICF22EC	A-05 - D-14
ICF27EU	D-15 - H-14

1990 ICF22EC INDEX

FLOOR PLAN	A-05 - A-06
ACCESSORIES	A-07 - A-09
BATH	A-10 - A-13
BEDROOM	A-14
CHASSIS	A-15 - A-18
C C & PAD	A-19 - B-02
DINETTE	B-03 - B-04
DRIVERS	B-05 - B-08
ELECTRICAL	B-09 - B-12
EXTERIOR BODY	B-13 - B-18
GALLEY	B-19 - C-01
HEATING & A/C	C-02 - C-08
INTERIOR FINISH	C-09 - C-10
LABEL	C-11
LP	C-12
SEALANTS & FASTENERS	C-13 - C-14
WATER & SEWAGE	C-15 - C-19
WINDOW, VENT AND EXTERIOR DOOR	C-20 - D-14

WINDOW, VENT & EXTERIOR DOOR GROUP (CONTINUED)

BATH ROOF VENT

KEY PART NUMBER	U/M	DESCRIPTION
090393-01-Y12	EA	VENT-ROOF, POWERED W/O SCREEN, HANDLE OR EXTENSION
002825-01-000	EA	WEATHER STRIP-ROOF VENT, GRAY
008195-01-000	EA	SWITCH-ROOF VENT, PUSH BUTTON, 12V
009440-01-000	EA	GEAR/ARM-VENT COVER, LIFT
015911-01-000	EA	TRACK-LIFT ARM, SLIDE - ROOF VENT
048648-01-000	EA	MOTOR, 12V
048649-01-000	EA	FAN, PLASTIC, 6" 6 BLADE
055218-01-000	EA	COVER ASM.,ROOF VENT
052839-01-200	EA	HINGE, ROOF VENT COVER
081603-01-000	EA	GROMMET,3/16 ID 3/8 HOLE
009439-01-000	EA	CRANK HANDLE-ROOF VENT
009439-03-000	EA	EXTENSION-CRANK HANDLE, ROOF VENT - .9"
078785-01-Y12	EA	SCREEN-ROOF VENT, POWERED
002291-02-000	SF	SCREENING-ROOF VENT/WINDOW, 16" - BLACK
002298-02-000	FT	SPLINE-VENT/WINDOW SCREEN, .128 DIAMETER - BLACK

BATH ROOF VENT
CANADIAN EXPORT (OPT 285)

KEY PART NUMBER	U/M	DESCRIPTION
064469-08-000	EA	VENT-ROOF, POWERED - 14" X 14" - 12V - CANADIAN
064469-03-702	EA	LID-VENT WHITE
064469-03-706	EA	LIFT MECHANISM
048648-01-000	EA	MOTOR-ROOF VENT, 1/8 SHAFT - 12V
064469-03-705	EA	FAN-ROOF VENT, 6 BLADES - 6"
064469-03-705	EA	GARNISH, VENT 2.5 IN. WIDE
009439-01-000	EA	CRANK HANDLE-ROOF VENT

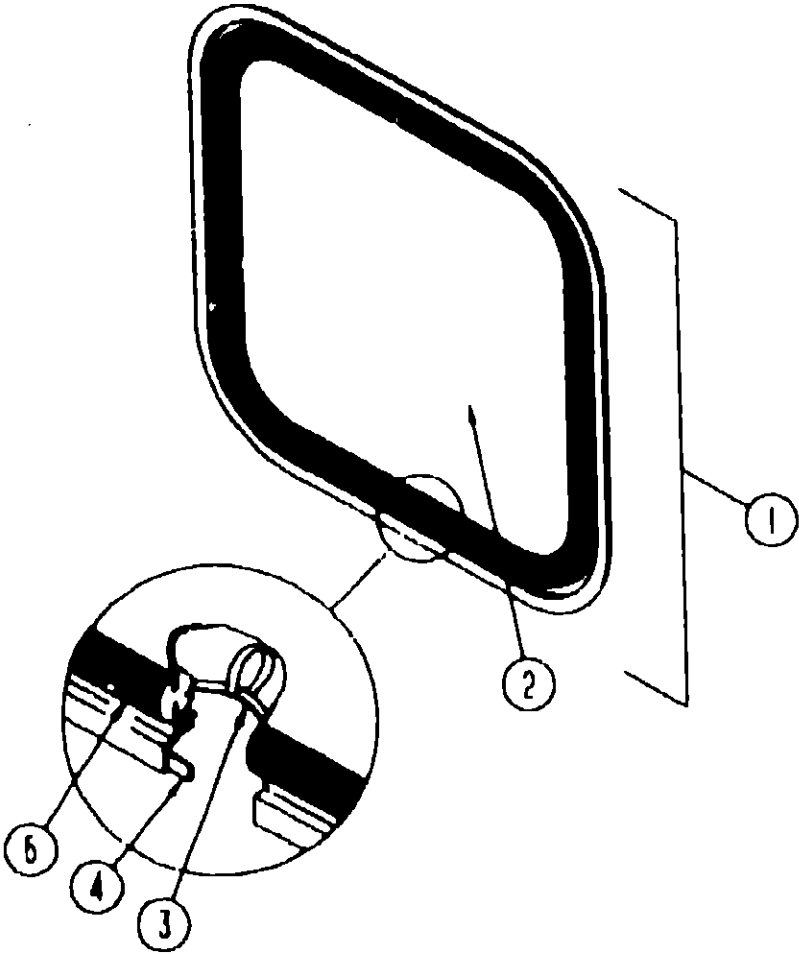
WINDOW, VENT & EXTERIOR DOOR GROUP (CONTINUED)

BATH SLIDING WINDOW
USED FROM: 01-01-80 THRU 99-99-99

KEY PART NUMBER	U/M	DESCRIPTION
098644-01-715	EA	WINDOW W/O INSIDE FRAME, 22" X 15" - EXCEL B155-G2
098644-01-714	EA	FRAME-INSIDE, EXCEL B963-67
098644-01-700	EA	LATCH REPAIR KIT, EXCEL B801-CK
098644-01-701	EA	SPLICE PLATE-WINDOW, EXCEL M801-23
098644-01-702	EA	SCREW-SPLICE, #6-32 X 1/4 PAN HEAD - EXCEL 270-010872
098644-01-703	EA	SCREW-LOCKING RAIL, #6 X 1.5 PRO HEAD RECESS BLACK - EXCEL 272-010808
098644-01-704	EA	GLASS-STATIONARY, 10.03" X 13.77" - EXCEL 106-011866
098644-01-705	FT	GLAZING STRIP, EXCEL M926-12
098644-01-706	FT	WEATHERSTRIP, EXCEL 171-010668
098644-01-707	EA	RAIL-LOCKING W/WEATHERSTRIP, EXCEL B370-17
098644-01-708	FT	CHANNEL-PIERCED RUN, EXCEL 122-016543
098644-01-709	EA	SASH W/LATCH & SLIDING GLASS, EXCEL B963-G9
098644-01-710	FT	TRACK-SCREEN SPACER, 12" LENGTH - EXCEL M401-31
098644-01-711	FT	WEATHERSTRIP-SCREEN, BLACK - EXCEL 171-016965
098644-01-712	EA	SCREEN W/WEATHERSTRIP & FRAME SPRING(CLIP) - EXCEL 410-016476
098644-01-713	EA	SPRING-SCREEN FRAME (CLIP), PLASTIC - BLACK - EXCEL 226-016966
098644-01-716	FT	PLUG-FILLER, EXCEL 132-014470

TABLE OF CONTENTS

INTRODUCTION	A-01 - A-04
ICF22EC	A-05 - D-14
ICF27EU	D-15 - H-14



BACKWALL ESCAPE WINDOW
USED FROM: 00-00-00 THRU: 12-31-89

KEY PART NUMBER	U/M	DESCRIPTION
1 079729-02-T03	EA	WINDOW-ESCAPE, 22" X 24"
079771-08-000	EA	FRAME-INSIDE WINDOW, ESCAPE - BLACK
2 041392-03-000	EA	GLASS-WINDOW, 1/8" X 21.65" X 19.61"
3 002285-01-000	FT	FILLER-WEATHER STRIP, RUBBER - BLACK
4 089640-08-000	FT	RIBBON SEALER, 5/16" BEAD X 15'
5 002282-01-000	FT	WEATHER STRIP-WINDOW, RUBBER - .125" - BLACK
089640-07-000	FT	SEALER-RIBBON, 2" X 3/32" - INCREMENTS OF 30'
047731-01-000	EA	LABEL-EMERGENCY EXIT

FROM: 00-00-00 THRU: 12-31-89

FROM: 00-00-00 THRU: 12-31-89

1980 ICF22EC INDEX

FLOOR PLAN	A-05 - A-06
ACCESSORIES	A-07 - A-09
BATH	A-10 - A-13
BEDROOM	A-14
CHASSIS	A-15 - A-18
C C & PAD	A-19 - B-02
DINETTE	B-03 - B-04
DRIVERS	B-05 - B-08
ELECTRICAL	B-09 - B-12
EXTERIOR BODY	B-13 - B-18
GALLEY	B-19 - C-01
HEATING & A/C	C-02 - C-08
INTERIOR FINISH	C-09 - C-10
LABEL	C-11
LP	C-12
SEALANTS & FASTENERS	C-13 - C-14
WATER & SEWAGE	C-15 - C-19
WINDOW,VENT AND EXTERIOR DOOR	C-20 - D-14

WINDOW, VENT & EXTERIOR DOOR GROUP (CONTINUED)

WINDOW, VENT & EXTERIOR DOOR GROUP (CONTINUED)

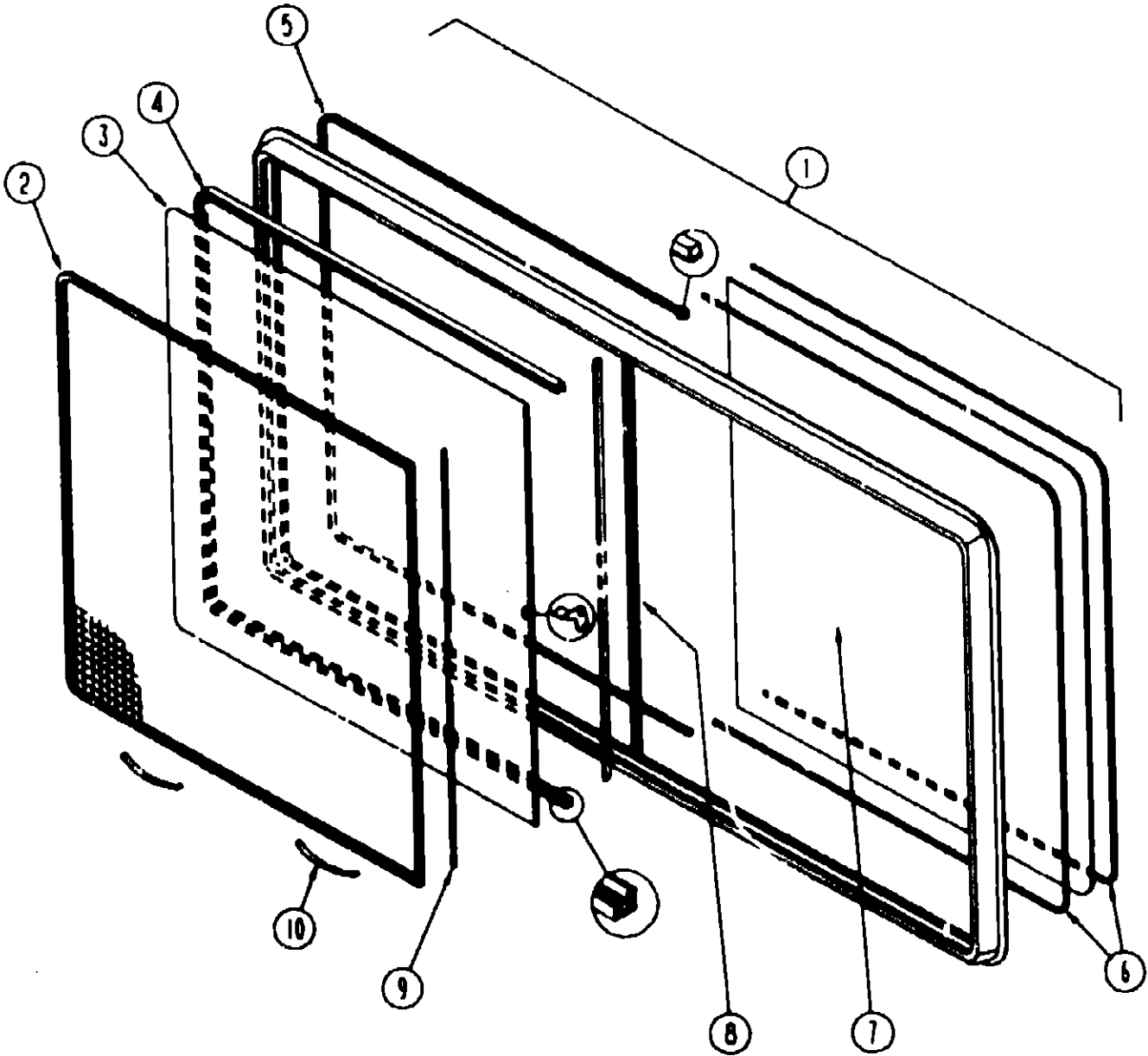
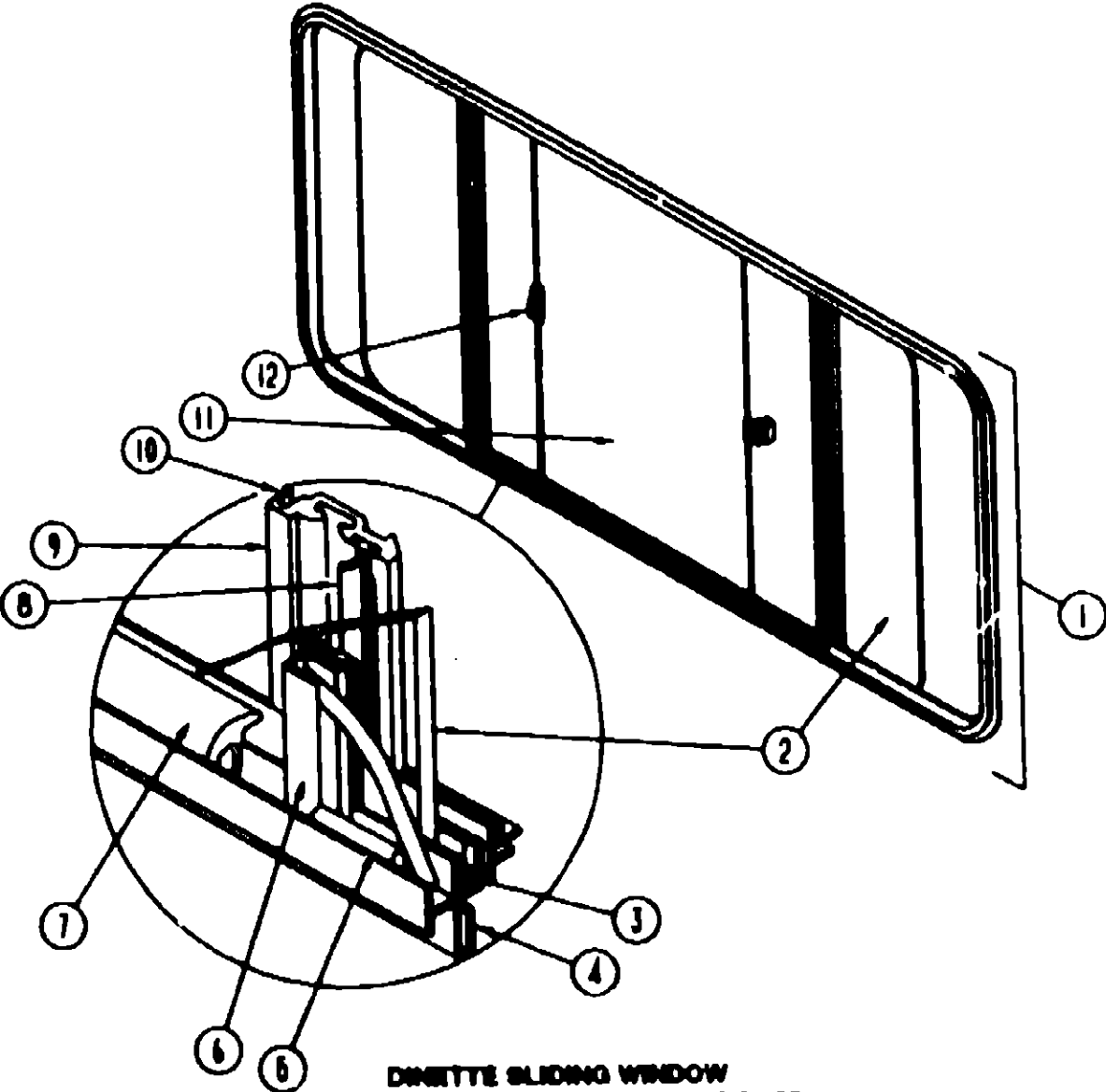


TABLE OF CONTENTS

INTRODUCTION	A-01 - A-04
ICF22EC	A-05 - D-14
ICF27EU	D-15 - J-14

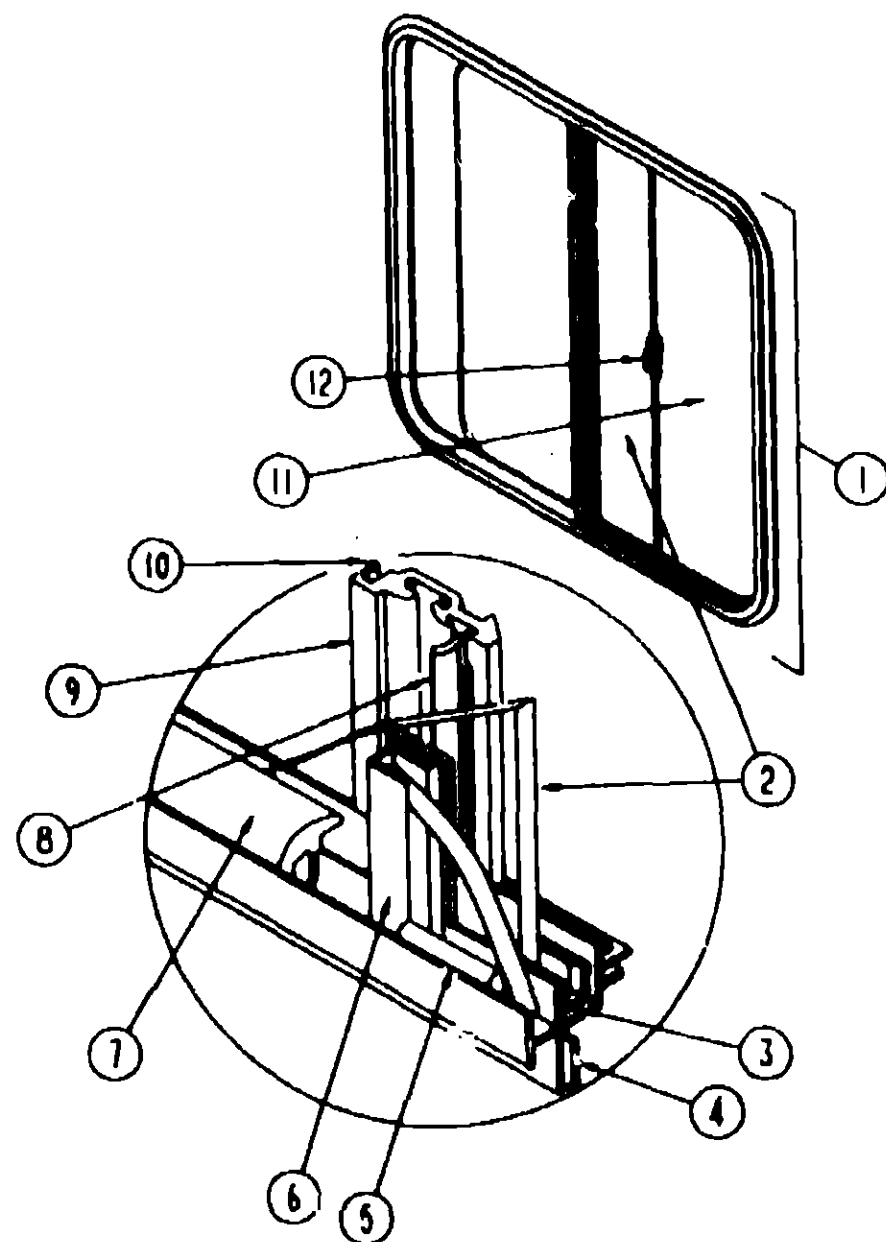
1990 ICF22EC INDEX

FLOOR PLAN	A-05 - A-06
ACCESSORIES	A-07 - A-08
BATH	A-10 - A-13
BEDROOM	A-14
CHASSIS	A-15 - A-18
C C & PAD	A-19 - B-02
DOMETTE	B-03 - B-04
DRIVERS	B-05 - B-08
ELECTRICAL	B-09 - B-12
EXTERIOR BODY	B-13 - B-18
GALLEY	B-19 - C-01
HEATING & A/C	C-02 - C-08
INTERIOR FINISH	C-09 - C-10
LABEL	C-11
LP	C-12
SEALANTS & FASTENERS	C-13 - C-14
WATER & SEWAGE	C-15 - C-19
WINDOW, VENT AND EXTERIOR DOOR	C-20 - D-14

KEY	PART NUMBER	U/M	DESCRIPTION
1	078260-04-X11	EA	WINDOW-DOUBLE SLIDER, W/O INSIDE FRAME - 31.1" X 60.5"
	083122-26-000	EA	FRAME-WINDOW, INSIDE - BEIGE
2	081980-10-000	EA	GLASS- SLIDING, 30.6" X 19.31" - GRAY
3	002324-02-000	FT	CHANNEL-WEATHERSTRIP, GLASS RUN - U-SHAPED
4	089840-08-000	FT	SEALER RIBBON, 5/16" HEAD X 15'
5	002309-02-000	FT	SPLINE-GLASS, 1/8" DIAMETER - BLACK
	002328-01-0/0	EA	BLOCK-WINDOW, 1/8" X 3/16" X 1"
	023320-01-000	EA	PAD- FELT, 3/8" DIAMETER - BROWN
	000G39-06-16T	EA	SCREW-SF/DR, 6-20 X 1 PPH - BLACK
6	018025-11-000	EA	HOLDER-GLASS, EXTERIOR - 29.89" - BLACK
7	024086-02-000	FT	SEAL-EXTERIOR GLASS TO FRAME, BLACK
	089888-03-001	EA	SEAL-GLASS, EXTERIOR W/O SEAL - 192" - BLACK
8	073740-01-000	FT	SEAL-FIN, 46" PILE HEIGHT - GRAY
	081377-01-700	EA	ADHESIVE-CYANOACRYLATE 10 GM
9	083926-02-001	EA	MULLION, SLIDER WINDOW - BLACK
	002293-02-000	SF	SCREEN, WINDOW - 28" - CHARCOAL
10	002298-02-000	FT	SPLINE, 130" DIA. - CHARCOAL (SCREEN)
11	002188-07-000	EA	GLASS-STATIONARY, 1.25" X 30.7" X 24.7" - GRAY
12	047389-01-700	EA	LATCH KIT-WINDOW, W/SCREWS - PLASTIC - BLACK
	090392-01-Y12	EA	VENT-ROOF, NON POWERED W/O SCREEN, HANDLE OR EXTENSION
	002825-01-000	EA	WEATHER STRIP-ROOF VENT, GRAY
	003440-01-000	EA	GEAR/ARM-VENT COVER, LIFT
	015911-01-000	EA	TRACK-LIFT ARM, SLIDE - ROOF VENT
	055218-01-000	EA	COVER-ROOF VENT
	052639-01-001	EA	HINGE-VENT COVER, 192"
	078788-01-Y12	EA	SCREEN-ROOF VENT, NON POWERED
	009439-01-000	EA	CRANK HANDLE-ROOF VENT
	009439-03-000	EA	EXTENSION-CRANK HANDLE, ROOF VENT - 9"

KEY	PART NUMBER	U/M	DESCRIPTION
1	098647-02-700	EA	WINDOW-SLIDING, SINGLE - 30.5" X 57.5" - EXCEL H112-G2L
	098647-01-704	EA	FRAME-WINDOW, INSIDE - EXCEL H112-67
2	098647-01-706	EA	SCREEN ASM-SPRING W/WEATHERSTRIP & FRAME - EXCEL 410-016472
3	098647-01-702	EA	SASH ASM, W/LOCK & SLIDING GLASS, EXCEL H112-G9
	098644-01-700	EA	LATCH REPAIR KIT, EXCEL B801-CK
4	098644-01-708	FT	CHANNEL PIERCED RUN, EXCEL 122-016543
5	098644-01-706	FT	WEATHERSTRIP, EXCEL 171-010668
6	098644-01-705	FT	GLAZING STRIP, EXCEL M926-12
7	098647-01-700	EA	GLASS-STATIONARY, 29.27" X 27.72" - EXCEL 106-015631
8	098647-01-701	EA	LOCKING RAIL W/WEATHERSTRIP, EXCEL B372-17
9	098644-01-711	FT	WEATHERSTRIP-BLACK F/SCREEN, EXCEL 171-016965
10	098644-01-713	EA	BLACK SCREEN CLIPS (PLASTIC), EXCEL 226-016966
	098647-01-703	EA	SPACER-TRACK, EXCEL M402-31
	098644-01-701	EA	WINDOW SPLICE PLATE, EXCEL M801-23
	098644-01-702	EA	SCREW #6-32X1/4 PAN HEAD, EXCEL 270-010872
	098644-01-703	EA	#8X1.50 PRO HEAD RECESS BLK, EXCEL 272-010808
	098644-01-710	FT	SCREEN TRACK (12FT LENGTH), EXCEL M401-31
	048757-01-000	EA	LABEL-RETAIL, 0 5/8" X 12 7/8"

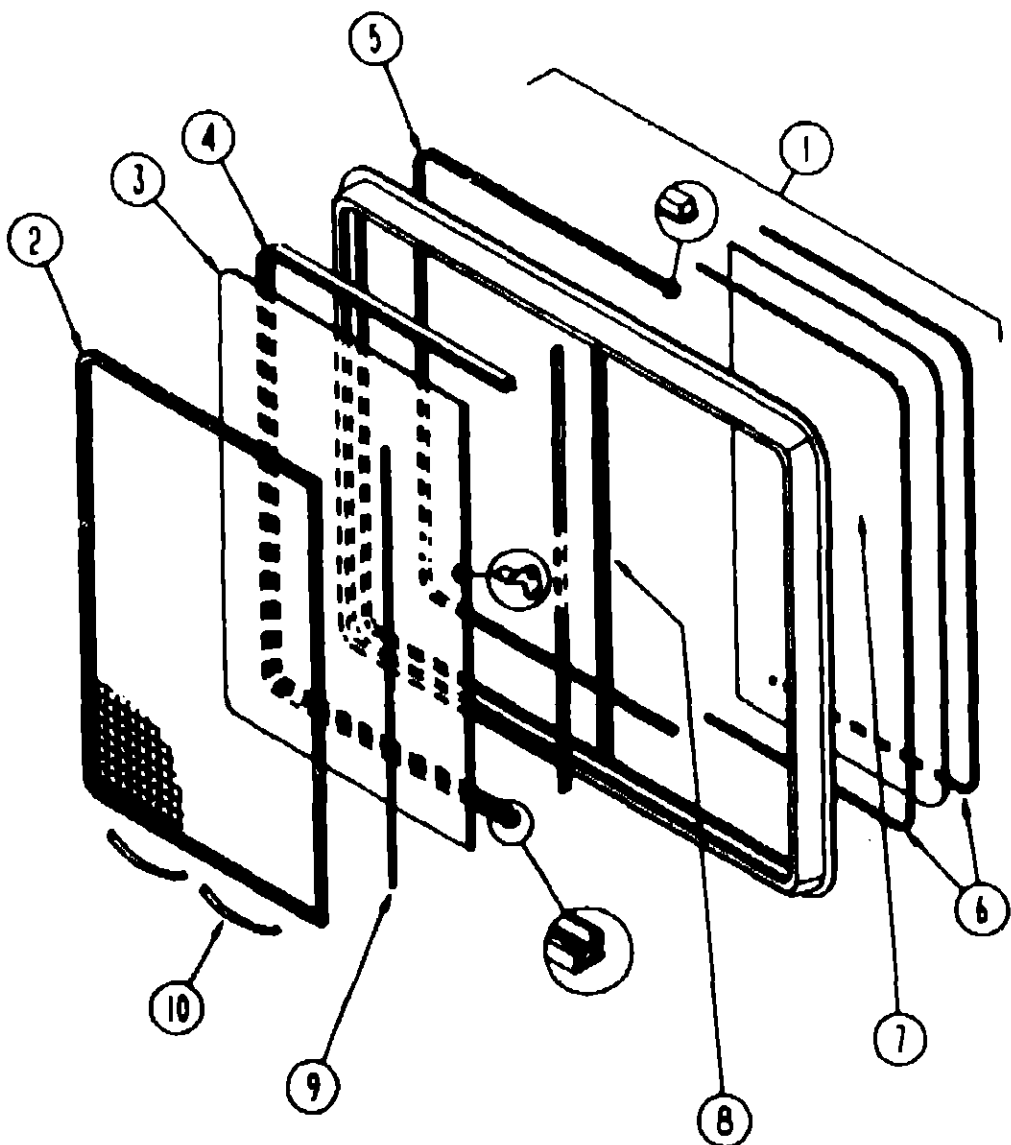
WINDOW, VENT & EXTERIOR DOOR GROUP (CONTINUED)



GALLEY SINGLE SLIDER WINDOW
USED FROM: 00-00-00 THRU: 10-01-00

KEY PART NUMBER	U/M	DESCRIPTION
1 078288-02-T03	EA	WINDOW-SINGLE SLIDER, 19.3" X 24.8"
083122-03-000	EA	FRAME-WINDOW, INSIDE - BEIGE
2 081980-05-000	EA	GLASS-WINDOW, SLIDER - .125" X 13.68" X 19"
3 002324-02-000	FT	CHANNEL-WEATHERSTRIP, GLASS RUN - U-SHAPED
002328-01-000	EA	BLOCK-WINDOW, 1/8" X 3/16" X 1"
023320-01-000	EA	PAD-FELT, 3/8" DIAMETER - BROWN
4 089840-08-000	FT	SEALER RIBBON, 5/16" BEAD X 15'
5 002309-02-000	FT	SPLINE-GLASS, 1/8 DIAMETER - BLACK
6 089888-03-011	EA	HOLDER-GLASS, EXTERIOR W/IN SEAL - 18.2"
089888-03-001	EA	HOLDER-GLASS, EXTERIOR W/O SEAL - 19.2" - BLACK
7 024098-02-000	FT	SEAL-EXTERIOR GLASS TO FRAME, BLACK
8 073740-01-000	FT	SEAL-FIN, 48" PILE HEIGHT - GRAY
000G39-08-16T	EA	SCREW-SF/DR, 8-20 X 1 PPH - BLACK
002292-02-000	SF	SCREENING-WINDOW, 20" WIDE - CHARCOAL
9 078562-02-000	EA	MULLION-WINDOW, INSIDE VERTICAL - BLACK
079204-01-000	EA	BRACKET-MULLION, WINDOW - BLACK
10 002298-02-000	FT	SPLINE-VENT/WINDOW SCREEN, .128 DIAMETER - BLACK
11 081984-03-000	EA	GLASS-WINDOW, STATIONARY - .125" X 12.3" X 19"
12 047389-01-700	EA	LATCH KIT-WINDOW, W/SCREWS - PLASTIC - BLACK

WINDOW, VENT & EXTERIOR DOOR GROUP (CONTINUED)



GALLEY SLIDING WINDOW (EXCEL)
USED FROM: 10-02-00 THRU: 00-00-00

KEY PART NUMBER	U/M	DESCRIPTION
1 098647-06-705	EA	WINDOW ASM-SLIDER, HORIZONTAL - W/O INSIDE TRIM EXEL
098647-06-704	EA	TRIM-INSIDE FRAME EXEL
2 098647-06-703	EA	SCREEN ASM, W/SPRING & WEATHERSTRIPPING
3 098647-06-702	EA	SASH ASM, W/LATCH & GLASS
098644-01-700	EA	LATCH REPAIR KIT, EXCEL B801-CK
4 098644-01-708	FT	PIERCED RUN CHANNEL, EXCEL 122-016543
5 098644-01-708	FT	WEATHERSTRIP, EXCEL 171-010808
6 098644-01-705	FT	GLAZING STRIP, EXCEL M826-12
7 098647-06-700	EA	GLASS-STATIONARY 10.91X13.77
8 098647-06-701	EA	LOCKING RAIL W/WEATHERSTRIP
9 098644-01-711	FT	WEATHERSTRIP-BLACK F/SCREEN, EXCEL 171-018985
10 098644-01-713	EA	BLACK SCREEN CLIPS (PLASTIC), EXCEL 228-018986
098644-01-701	EA	WINDOW SPLICE PLATE, EXCEL M801-23
098644-01-702	EA	SCREW #8-32X1/4 PAN HEAD, EXCEL 270-010872
098644-01-703	EA	#8X1.50 PRO HEAD RECESS BLK, EXCEL 272-010808
098644-01-710	FT	SCREEN TRACK (12FT LENGTH), EXCEL M401-31

TABLE OF CONTENTS

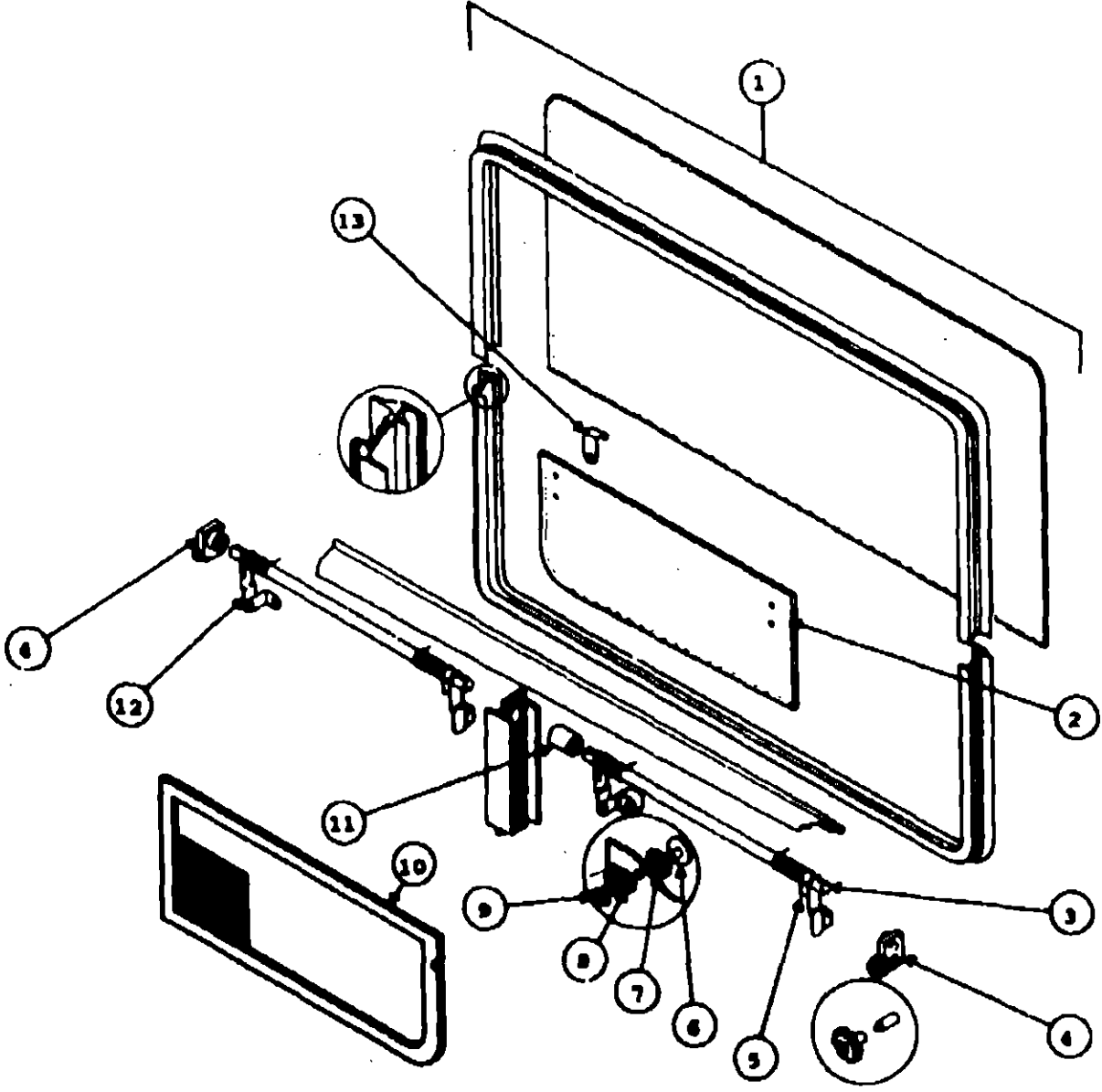
INTRODUCTION	A-01 - A-04
ICF22EC	A-05 - D-14
ICF27EU	D-15 - H-14

1990 ICF22EC INDEX

FLOOR PLAN	A-05 - A-08
ACCESSORIES	A-07 - A-09
BATH	A-10 - A-13
BEDROOM	A-14
CHASSIS	A-15 - A-18
C C & PAD	A-19 - B-02
DINETTE	B-03 - B-04
DRIVERS	B-05 - B-08
ELECTRICAL	B-09 - B-12
EXTERIOR BODY	B-13 - B-18
GALLEY	B-19 - C-01
HEATING & A/C	C-02 - C-08
INTERIOR FINISH	C-07 - C-10
LABEL	C-11
LP	C-12
SEALANTS & FASTENERS	C-13 - C-14
WATER & SEWAGE	C-15 - C-20
WDO, VENT & EXT. DOOR	C-21 - D-14

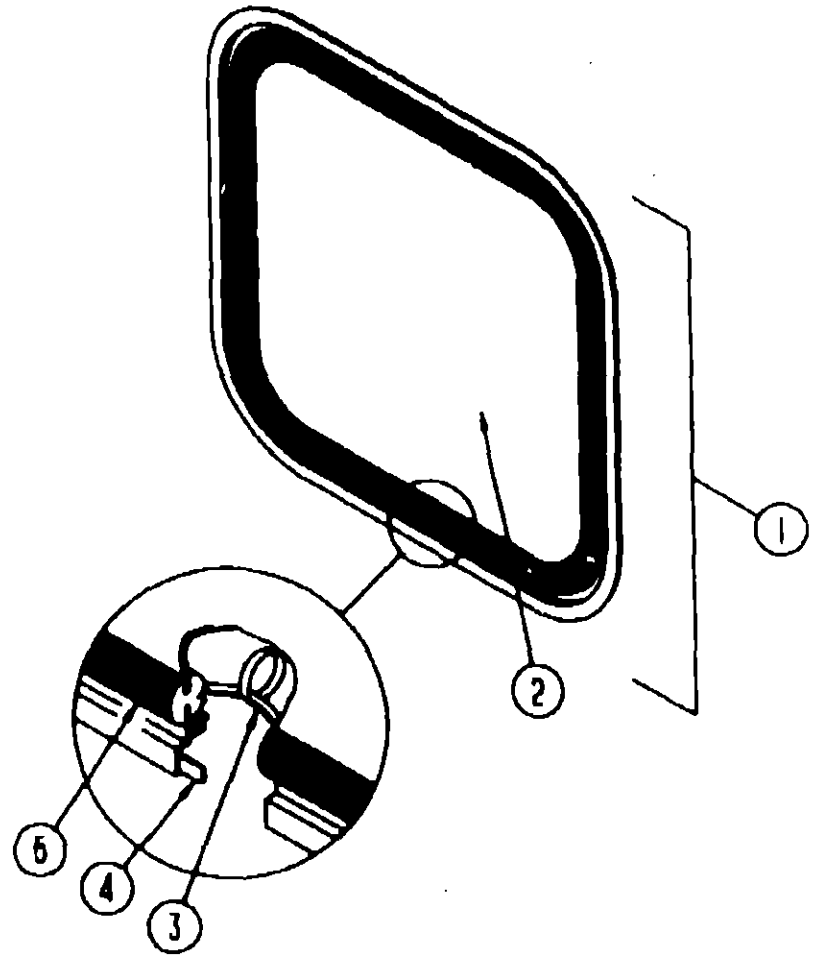
WINDOW, VENT & EXTERIOR DOOR GROUP (CONTINUED)

WINDOW, VENT & EXTERIOR DOOR GROUP (CONTINUED)



PASSENGER SIDE TIPOUT WINDOW
FROM: 10-02-00 THRU: 04-00-00

KEY PART NUMBER	U/M	DESCRIPTION
1 092235-07-Y12	EA	WINDOW-TIPOUT, W/O INSIDE FRAME - 24.3" X 40.3"
		STATIONARY GLASS IS NOT AVAILABLE SEPARATELY - MUST ORDER ASM.
090893-11-01A	EA	FRAME-INSIDE WINDOW, RETAINING - BLACK
2 084088-17-000	EA	GLASS-TIPOUT WINDOW, 9.2" X 40.1"
3 083150-12-000	EA	TUBE-TORQUE, TIPOUT WINDOW
4 035302-02-000	EA	OPERATOR-TORQUE, TIPOUT WINDOW
5 080918-01-000	EA	SPRING-TORQUE TUBE, REAR
080918-02-000	EA	SPRING-TORQUE TUBE, FRONT
084087-01-000	FT	SEAL-E, TIPOUT WINDOW - SPONGE RUBBER
6 086782-01-000	EA	T NUT 10-32
7 088927-03-000	EA	SEAL-WINDOW, RUBBER
8 084453-01-000	EA	WASHER-PLASTIC, .080X.50X.135
084473-01-000	EA	SEAL-RUBBER, TIPOUT WINDOW
9 088783-01-000	EA	SCREW-MACH, 10 - 32 X 1/4 PTH
087581-01-000	FT	SEAL-WINDOW, EXTERIOR - VINYL - BLACK
10 080830-52-003	EA	FRAME-TIPOUT WINDOW, SCREEN - BLACK
002291-02-000	SF	SCREENING-ROOF VENT/WINDOW, 16" - BLACK
000339-08-18T	EA	SCREW-SF/DR, 8-20 X 1. PPH - BLACK
002298-02-000	FT	SPLINE-VENT/WINDOW SCREEN, .128 DIAMETER - BLACK
080914-01-000	EA	KEY-CORNER, TIPOUT WINDOW
11 081354-01-000	EA	SLEEVE-TORQUE TUBE, TIPOUT WINDOW
081849-01-000	EA	RING-SNAP, 7/32 SHAFT DIAMETER
085315-01-000	EA	RIVET-SHOULDER, TIPOUT WINDOW
12 097578-01-000	EA	LINKAGE-TIPOUT WINDOW
13 088913-01-000	EA	HINGE-TIPOUT WINDOW-BLACK



BACKWALL ESCAPE WINDOW
USED FROM: 01-01-00 THRU: 08-00-00

KEY PART NUMBER	U/M	DESCRIPTION
1 079415-01-T03	EA	WINDOW-ESCAPE, 29" X 23"
020749-06-000	EA	FRAME-INSIDE WINDOW, 23" X 29" - BLACK
2 002174-01-000	EA	GLASS-WINDOW, 25.92" X 19.81"
3 002282-01-000	FT	WEATHER STRIP-WINDOW, RUBBER - .125" - BLACK
4 089840-06-000	FT	RIBBON SEALER, 5/16" BEAD X 15"
5 002285-01-000	FT	FILLER-WEATHER STRIP, RUBBER - BLACK

BACKWALL PICTURE WINDOWS
FROM: 08-00-00 THRU: 12-31-00

KEY PART NUMBER	U/M	DESCRIPTION
067609-03-000	EA	FRAME-INSIDE PICTURE WINDOW
079733-04-T03	EA	WINDOW-PICTURE, W/O INSIDE FRAME - 17" X 25"
002181-08-000	EA	GLASS-PICTURE WINDOW, .115" X 16.25" X 24"
087581-01-000	FT	SEAL-WINDOW, EXTERIOR - VINYL - BLACK
047731-01-000	EA	LABEL-EMERGENCY EXIT

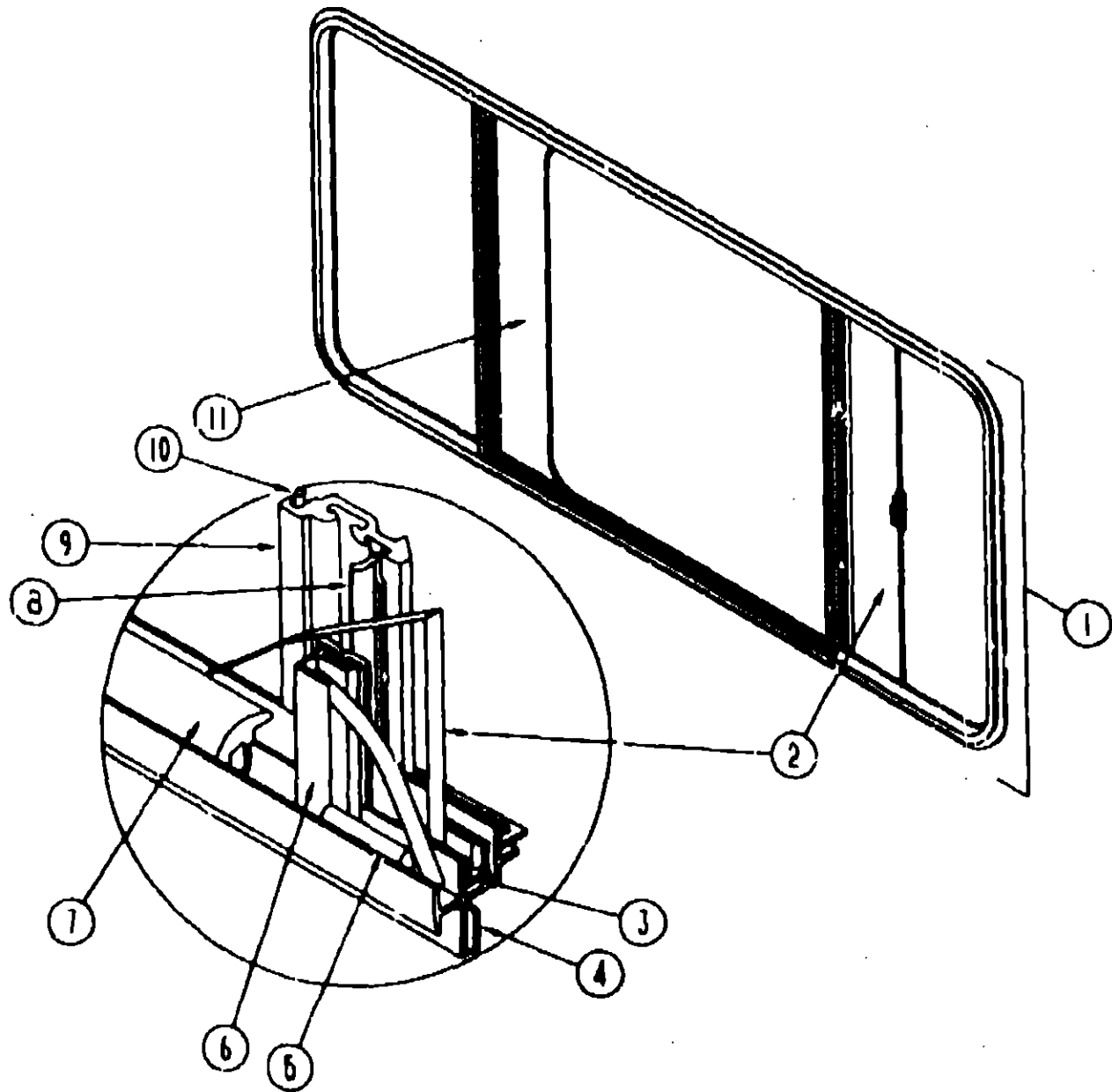
TABLE OF CONTENTS

INTRODUCTION	A-01 - A-04
ICF22EC	A-05 - D-14
ICF27EU	D-15 - H-14

1990 ICF22EC INDEX

FLOOR PLAN	A-05 - A-08
ACCESSORIES	A-07 - A-09
BATH	A-10 - A-13
BEDROOM	A-14
CHASSIS	A-15 - A-18
C C & PAD	A-19 - B-02
DIWETTE	B-03 - B-04
DRIVERS	B-05 - B-08
ELECTRICAL	B-09 - B-12
EXTERIOR BODY	B-13 - B-16
GALLEY	B-19 - C-01
HEATING & A/C	C-02 - C-08
INTERIOR FINISH	C-09 - C-10
LABEL	C-11
LP	C-12
SEALANTS & FASTENERS	C-13 - C-14
WATER & SEWAGE	C-15 - C-19
WINDOW, VENT AND EXTERIOR DOOR	C-20 - D-14

WINDOW, VENT & EXTERIOR DOOR GROUP (CONTINUED)



BEDROOM CENTER SLIDER WINDOW
USED FROM: 00-00-00 THRU: 10-01-89

KEY PART NUMBER	U/M	DESCRIPTION
1 078271-01-T03	EA	WINDOW-CENTER SLIDING W/O INSIDE FRAME - 24.27" X 55.69"
083122-11-000	EA	FRAME-INSIDE WINDOW, BEIGE
2 066727-02-000	EA	GLASS-SLIDING, 24" X 26.5"
3 002324-02-000	FT	CHANNEL-WEATHERSTRIP, GLASS RUN - U-SHAPED
4 089840-08-000	FT	SEALER RIBBON, 5/16" BEAD X 15'
5 002309-02-000	FT	SPLINE-GLASS, 1/8" DIAMETER - BLACK
002328-01-000	EA	BLOCK-WINDOW, 1/8" X 3/16" X 1"
023320-01-000	EA	PAD-FELT, 3/8" DIAMETER - BROWN
6 089806-03-003	EA	HOLDER-GLASS, EXTERIOR W/O SEAL - 23.19" - BLACK
7 024006-02-000	FT	SEAL-EXTERIOR GLASS TO FRAME, BLACK
081377-01-700	EA	ADHESIVE-CYANOACRYLATE 10 GM
8 073740-01-000	FT	SEAL-FIN, .46" PILE HEIGHT - GRAY
9 084170-04-000	EA	MULLION, SLIDER WINDOW - BLACK
000G39-06-16T	EA	SCREW-SF/DR, 6-20 X 1 PPH - BLACK
002293-02-000	SF	SCREENING-WINDOW/DOOR, 26" - CHARCOAL
10 002298-02-000	FT	SPLINE-VENT/WINDOW SCREEN, .128 DIAMETER - BLACK
11 081984-07-000	EA	GLASS-STATIONARY, 24" X 18.53"
047389-01-700	EA	LATCH KIT-WINDOW, W/SCREWS - PLASTIC - BLACK

WINDOW, VENT & EXTERIOR DOOR GROUP (CONTINUED)

SLANTED SLIDING WINDOW

KEY PART NUMBER	U/M	DESCRIPTION
082057-02-U04	EA	WINDOW-DRIVER, SLIDER W/O INSIDE FRAME
082056-02-U04	EA	FRAME-INSIDE WINDOW, DRIVER W/SCREEN - BEIGE
FROM: 00-00-00 THRU: 10-01-89		
082056-02-AB1	EA	FRAME-INSIDE WINDOW, DRIVER W/SCREEN - BLACK
FROM: 10-02-89 THRU: 99-99-99		
082467-04-000	EA	FRAME-WINDOW, INSIDE DRIVER W/O SCREEN - BLACK
FROM: 10-02-89 THRU: 99-99-99		
082057-01-000	EA	WINDOW-PASSENGERS, SLIDER W/O INSIDE FRAME
082056-01-U04	EA	FRAME-INSIDE WINDOW, PASSENGERS W/SCREEN - BEIGE
FROM: 00-00-00 THRU: 10-01-89		
082056-01-AB1	EA	FRAME-INSIDE WINDOW, PASSENGERS W/SCREEN - BLACK
FROM: 10-02-89 THRU: 99-99-99		
082467-03-000	EA	FRAME-WINDOW, INSIDE PASSENGERS W/O SCREEN - BLACK
FROM: 10-02-89 THRU: 99-99-99		
000G39-06-16T	EA	SCREW-SF/DR, 6-20 X 1 PPH - BLACK
002328-01-000	EA	BLOCK-WINDOW, 1/8" X 3/16" X 1"
002389-03-203	EA	HOLDER-GLASS, EXTERIOR VERTICAL - 27.125"
041928-02-000	FT	SEAL-EXTERIOR WINDOW, BLACK
042077-01-000	FT	CHANNEL-WEATHERSTRIP, GLASS RUN - U-SHAPED - 3/16"
047389-01-700	EA	LATCH KIT-WINDOW, W/SCREWS - PLASTIC - BLACK
050216-02-000	FT	SPLINE-EXTERIOR GLASS, VINYL - .19" - BLACK
057558-03-000	EA	GLASS-WINDOW, STATIONARY - .19" X 28.11" X 27"
073740-01-000	FT	SEAL-FIN, .46" PILE HEIGHT - GRAY
081980-08-000	EA	GLASS-WINDOW, SLIDER - .19" X 28.11" X 14.88"
082466-02-000	EA	FRAME-WINDOW, DRIVER SLANTED SLIDER - BLACK
084170-07-000	EA	MULLION-WINDOW, INTERIOR VERTICAL - 27.46" - BLACK
078364-01-000	EA	HOLDER-UPPER SCREEN, EXTRUDED PLASTIC - 9.5" - BLACK
078385-01-000	EA	HOLDER-LOWER SCREEN, EXTRUDED PLASTIC - 9.5" - BLACK
079574-02-T03	EA	SCREEN-WINDOW, DRIVER SLANTED SLIDER
079574-01-T03	EA	SCREEN-WINDOW, PASSENGERS SLANTED SLIDER
079667-02-000	FT	TAPE-PLASTIC FILM, .375 WIDE
079821-01-000	FT	SEAL-WINDOW, WEATHER - C/FOLD - .5"

DRIVER'S FRONT SLANT
FROM: 00-00-00 THRU: 03-25-80

KEY PART NUMBER	U/M	DESCRIPTION
079421-02-T03	EA	WINDOW ASM-SLANTED, FRONT - DRIVER
079215-02-000	EA	FRAME ASM. - INTERIOR FRONT SLANTED WINDOW - DRIVER - BEIGE
FROM: 00-00-00 THRU: 10-01-89		
079215-04-000	EA	FRAME ASM. - INTERIOR FRONT SLANTED WINDOW-DRIVERS-BLACK
FROM: 10-02-89 THRU: 03-25-90		
002328-01-000	EA	BLOCK-WINDOW, 1/8" X 3/16" X 1"
050216-02-000	FT	SPLINE-GLASS, EXTERIOR - VINYL - .19" - BLACK
079298-01-000	FT	FOAM-OPEN CELL, .20" X .35" - BLACK
057056-06-000	EA	GLASS-.19" X 28.11" X 13.98"

DRIVER'S FRONT SLANT
FROM: 03-26-80 THRU: 99-99-99

KEY PART NUMBER	U/M	DESCRIPTION
099933-01-01A	EA	WINDOW ASM-FRONT SLANT, DRIVER
016932-02-01A	EA	FRAME ASM. - INTERIOR FRONT SLANTED WINDOW - DRIVER - BLACK
FROM: 03-26-90 THRU: 99-99-99		
002328-01-000	EA	BLOCK-WINDOW, 1/8" X 3/16" X 1"
050216-02-000	FT	SPLINE-GLASS, EXTERIOR - VINYL - .19" - BLACK
057658-13-000	EA	GLASS-WINDOW, 13.6" X 28.11"
079298-01-000	FT	FOAM-OPEN CELL, .20" X .35" - BLACK

FROM: 00-00-00 THRU: 07-25-80

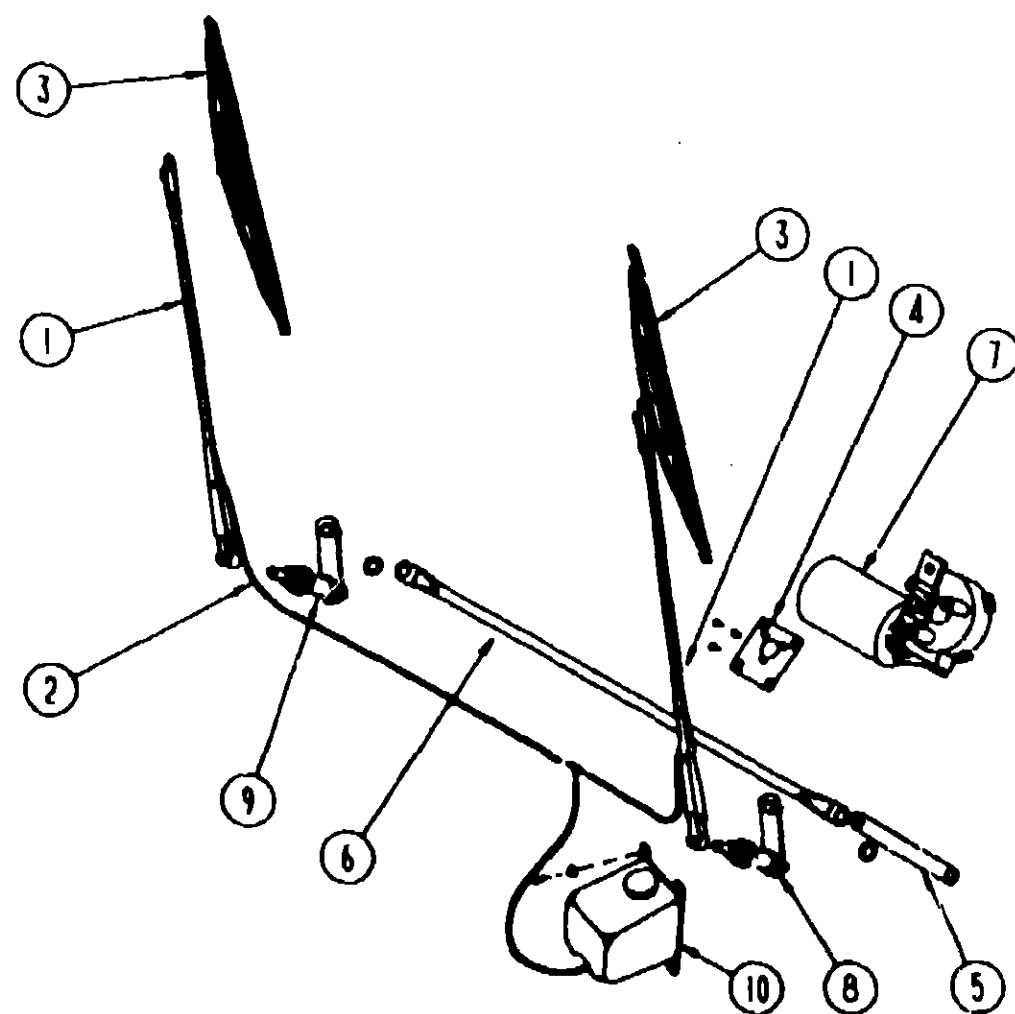
TABLE OF CONTENTS

INTRODUCTION	A-01 - A-04
ICF22EC	A-05 - D-14
ICF27EU	D-15 - H-14

1990 ICF22EC INDEX

FLOOR PLAN	A-05 - A-08
ACCESSORIES	A-07 - A-09
BATH	A-10 - A-13
BEDROOM	A-14
CHASSIS	A-15 - A-18
C C & PAD	A-19 - B-02
DINETTE	B-03 - B-04
DRIVERS	B-05 - B-08
ELECTRICAL	B-09 - B-12
EXTERIOR BODY	B-13 - B-16
GALLEY	B-19 - C-01
HEATING & A/C	C-02 - C-08
INTERIOR FINISH	C-09 - C-10
LABEL	C-11
LP	C-12
SEALANTS & FASTENERS	C-13 - C-14
WATER & SEWAGE	C-15 - C-19
WINDOW, VENT AND EXTERIOR DOOR	C-20 - D-14

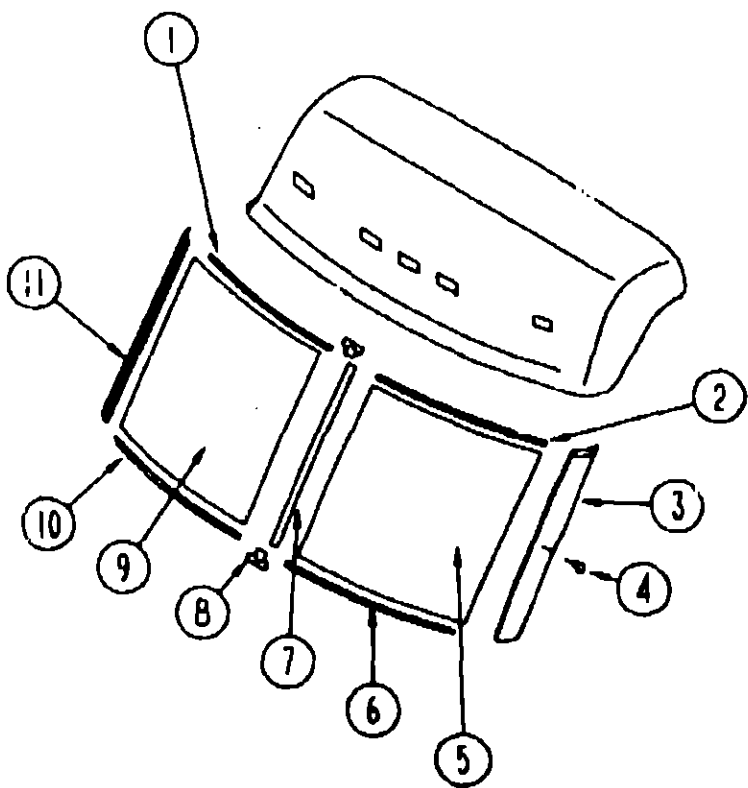
WINDOW, VENT & EXTERIOR DOOR GROUP (CONTINUED)



WIPER COMPONENTS

KEY PART NUMBER	U/M	DESCRIPTION	
1 067863-01-000	EA	ARM-WIPER, 18"	
1 088931-01-000	EA	ARM-WIPER, 20"	FROM: 00-00-00 THRU: 11-02-89
2 088931-01-700	FT	HOSE - WIPER TO BLADES	FROM: 11-03-89 THRU: 99-99-99
3 049484-03-000	EA	BLADE-WIPER, WINDSHIELD - 20"	FROM: 00-00-00 THRU: 11-02-89
049484-03-700	EA	REFILL-BLADE,WINDSHIELD WIPER - 20"	FROM: 11-03-89 THRU: 99-99-99
3 085984-01-000	EA	BLADE-WIPER, 24"	
4 083971-01-000	EA	SUPPORT-WIPER MOTOR	
5 087192-01-000	EA	LINK-DRIVER CONNECTING, W/BLACK BUSHING - 37.65"	
6 087192-02-000	EA	LINK-PASSENGER CONNECTING, W/BLACK BUSHING - 43.67"	
7 088380-01-000	EA	MOTOR-WIPER	
8 088504-01-000	EA	PIVOT SHAFT-DRIVER	
9 088505-02-000	EA	PIVOT SHAFT-PASSENGER	
088528-01-000	EA	SCREW-HEX, 1/4 - 28 UNF	
10 058000-02-000	EA	WASHER-WINDSHIELD, BOTTLE & PUMP	
088000-01-700	FT	VACUUM HOSE 7/64 - 5/32	
041791-01-000	FT	SEAL-VINYL, FLEX U-CHANNEL	

WINDOW, VENT & EXTERIOR DOOR GROUP (CONTINUED)



WINDSHIELDS, TRIMS & MOLDINGS

KEY PART NUMBER	U/M	DESCRIPTION
1 077944-01-000	EA	REVEAL MOLDING-UPPER WINDSHIELD, PASSENGER
2 077944-01-000	EA	REVEAL MOLDING-UPPER WINDSHIELD, DRIVER
3 079225-02-000	EA	TRIM POST-WINDSHIELD, DRIVERS - METAL - BLACK
4 034141-02-000	EA	PLUG-HOLE, 3/8" - NYLON - BLACK
5 077875-02-000	EA	GLASS-DRIVER WINDSHIELD
6 077945-02-000	EA	REVEAL MOLDING-LOWER WINDSHIELD, DRIVER
7 076878-02-000	EA	REVEAL MOLDING-WINDSHIELD CENTER - 29.25"
8 077952-02-000	EA	CAP-REVEAL MOLDING, CENTER TOP AND BOTTOM WINDSHIELD
9 077875-01-000	EA	GLASS-PASSENGER WINDSHIELD
10 077945-01-000	EA	REVEAL MOLDING-LOWER WINDSHIELD, PASSENGER
11 079225-01-000	EA	TRIM POST-WINDSHIELD, PASSENGER - METAL - BLACK
058291-01-000	FT	EDGE MOLDINGS-WINDSHIELD TO TRIM POST - VINYL - BLACK
002328-02-000	EA	BLOCK-WINDSHIELD, .082" X .5" X .98"

TABLE OF CONTENTS

INTRODUCTION	A-01 - A-04
ICF22EC	A-05 - D-14
ICF27EU	D-15 - H-14

1989 ICF22EC INDEX

FLOOR PLAN	A-05 - A-06
ACCESSORIES	A-07 - A-09
BATH	A-10 - A-13
BEDROOM	A-14
CHASSIS	A-15 - A-18
C C & PAD	A-19 - B-02
DINETTE	B-03 - B-04
DRIVERS	B-05 - B-08
ELECTRICAL	B-09 - B-12
EXTERIOR BODY	B-13 - B-16
GALLEY	B-19 - C-01
HEATING & AC	C-02 - C-08
INTERIOR FINISH	C-09 - C-10
LABEL	C-11
LP	C-12
SEALANTS & FASTENERS	C-13 - C-14
WATER & SEWAGE	C-15 - C-19
WINDOW,VENT AND EXTERIOR DOOR	C-20 - D-14