
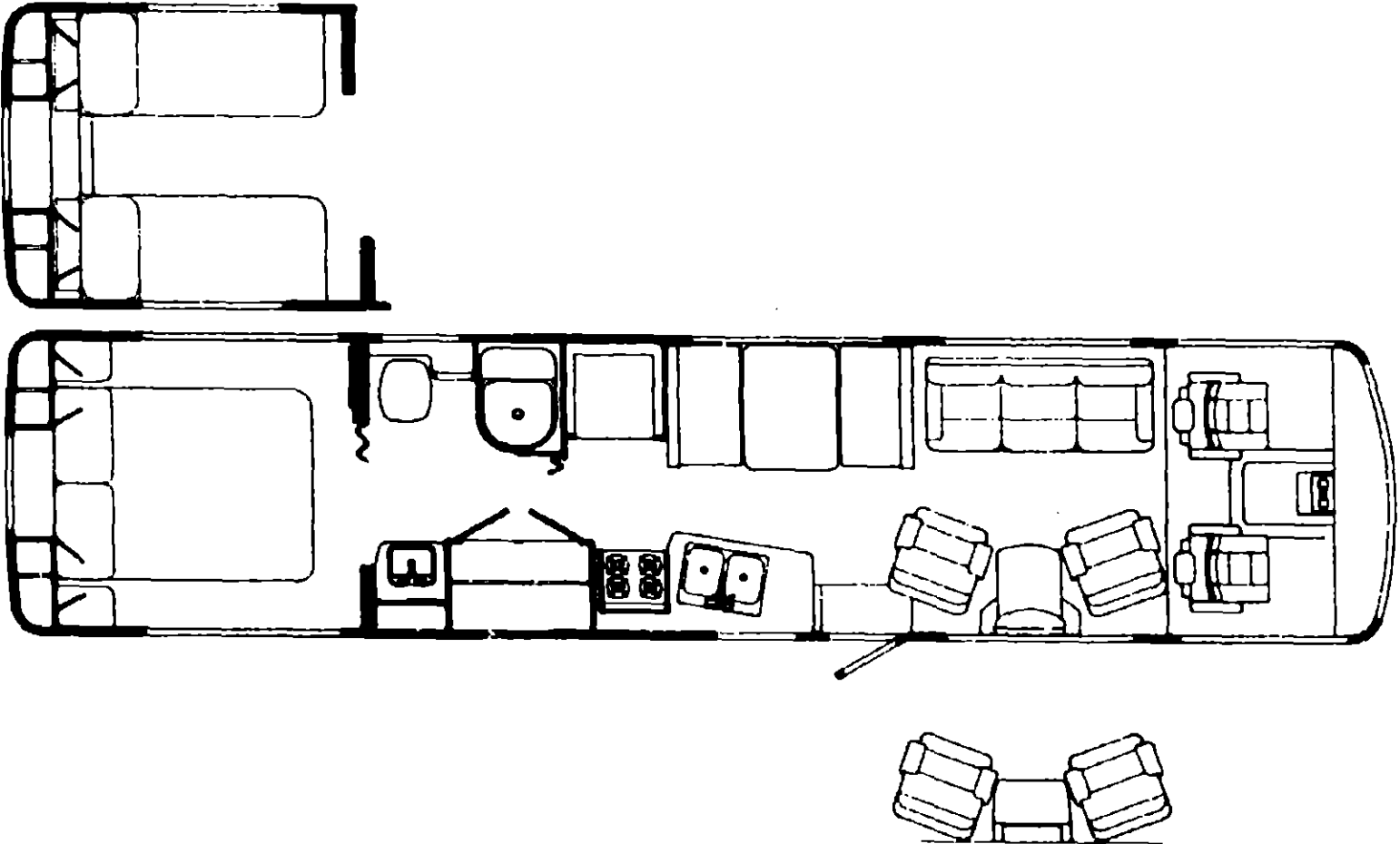


1990 ITASCA  
TABLE OF CONTENTS

INTRODUCTION	A-01 - A-02
ABBREVIATIONS	A-03
ALPHABETICAL/GROUP REFERENCE	A-04 - A-06
IC/FP32RQ	A-07 - E-08
IC/FP37RQ	E-09 - I-13



1990  
IC/FP37RQ



1990 IC/FP37RQ INDEX

Floor Plan	E-09 - E-10
Accessories Group	E-11 - E-13
Bath Group	E-14 - E-16
Bedroom Group	E-17 - E-21
Chassis Group	E-22 - F-11
Curtain, Cushion & Pad Group	F-12 - G-03
Dinette Group	G-04 - G-06
Driver's Compartment Group	G-07 - G-11
Electrical Group	G-12 - G-15
Exterior Body Group	G-16 - G-23
Galley Group	G-24 - H-08
Heating & Air Conditioning Group	H-09 - H-11
Interior Finish Group	H-12 - H-13
Labels Group	H-14
LP Group	H-15
Lounge Group	H-16 - H-19
Sealants & Fasteners Group	H-20 - H-21
Water & Sewage Group	H-22 - H-24
Window, Vent & Exterior Door Group	H-25 - I-13

ACCESSORIES GROUP

POWER SEARCHLIGHT

Key	Part Number	U/M	Description
	051057-02-000	EA	Searchlight - Power Driven - w/o Switch
	051057-04-000	EA	Switch Asm. - Searchlight
	051057-04-700	EA	Mounting Plate
	051057-04-701	EA	Switch - Non Rocker
	051057-04-702	EA	Switch - Rocker SPDT
	051057-04-703	EA	Lenses for LED Light w/Clip
	051057-01-704	EA	Micro Switch
	051057-01-705	EA	Bulb - Searchlight
	051057-01-706	EA	Base - Motor & Gear Asm.
	008326-01-000	EA	Terminal Ring - 18/14 - 3/8 Stud
	035416-04-000	EA	Terminal - Ring - #10 Stud FH
	044466-03-000	EA	Circuit Breaker - w/Mounting Bracket
	093654-02-000	EA	Circuit Breaker - 15 Amp.

AIR HORNS

Key	Part Number	U/M	Description
	077497-02-000	EA	Hose Kit - Aux. Air
	077497-03-000	EA	Parts Kit - Hose - Aux. Air
	077497-05-000	EA	Compressor/Tank/Solenoid Kit
	077497-06-000	EA	Air Horn Kit - Twin - Chromed
	077497-01-701	EA	Solenoid - Air Tank
	077497-01-701	EA	Compressor Switch
	077497-01-702	EA	Toggle Switch w/Wire
	077497-01-703	EA	Air Tank
	077497-01-704	EA	Compressor w/Switch
	077497-01-706	EA	Valve & Head Repair I/Compressor
	077497-01-707	EA	Belt & Screw Cover I/Compressor
	077497-01-708	EA	Filter & Mounting Hardware I/Compressor
	077497-01-709	EA	Plunger & Spring I/Solenoid
	081407-01-000	EA	Mounting Plate - Air Horns
	081404-01-000	EA	Mounting Bracket - Compressor
	078239-01-000	EA	Label Plate - Air Horns
	031046-04-000	EA	Cover Plate - Switch
	007940-01-000	EA	Slide Receptacle - 16 to 12 AWG
	041953-07-000	FT	Conduit - Slt Convolute - .25"
	047443-01-000	EA	Terminal - .25" Receptacle
	063910-01-000	EA	Relay Housing
	063912-02-000	EA	Canister Relay - SPDT - w/Resistor
	071390-04-000	EA	Air Tubing - 1/4" OD - Black
	068473-06-000	EA	Pin Housing
	068475-01-000	EA	Connector Pin
	093654-02-000	EA	Circuit Breaker - 15 Amp.

Parts used to make up complete air horn kit.

FRONT RADIO

Key	Part Number	U/M	Description
	097459-01-000	EA	Radio - AM/FM - Cassette - Audiovox IM-DXA
	097621-01-000	EA	Mounting Kit - Audiovox Radio
	099098-01-000	EA	Mounting Bracket - Audiovox Radio
	077069-01-000	EA	Antenna - Side Mount
	031105-01-700	EA	Upper Antenna Holder
	073741-03-000	EA	Speaker - Dash - 4" x 6" Oval - Audiovox 110-2074
	073741-04-000	EA	Speaker Grills - Dash - 4" x 6" Oval - Audiovox 136-1157
	094097-01-000	EA	Speaker - Cabinetry - 5.25" Dia. - w/o Grills - Audiovox 110C3030
	074979-01-000	EA	Speaker Cover - Light Oak

ACCESSORIES GROUP (CONTINUED)

REAR STEREO SYSTEM & RELATED COMPONENTS (US ONLY)

Key	Part Number	U/M	Description
	087153-01-000	EA	Radio - AM/FM Stereo Cassette - Advantz AE9000MD
	073741-03-000	EA	Speaker - 4" x 6" Oval
	080944-01-000	EA	Antenna - Radio - 16" Rubber
	080862-01-000	EA	Bracket - Antenna
	077069-02-000	EA	Cable - Antenna - Extension - 96"
	058028-01-000	EA	Connector - Pigtail
	010495-01-000	EA	Cable Clamp - 9/16"
	074979-01-000	EA	Speaker Cover - Light Oak

VACUUM CLEANER & RELATED COMPONENTS

Key	Part Number	U/M	Description
	092304-01-000	EA	Vacuum Cleaner - Built-in
	092304-01-700	EA	Bags - Replacement (Pkg. of 5)
	092304-02-000	EA	Vacuum Cleaner Tool Set
	092304-02-700	EA	Hand Power Brush
	092304-02-701	EA	Dusting Tool
	092304-02-702	EA	Rug Tool
	092304-02-703	EA	Crevise Tool
	092304-02-704	EA	Motor/Relay
	096241-03-000	EA	Switch - Blank
	092304-03-000	EA	Door Asm. - Vacuum Cleaner
	096244-01-01A	EA	Vacuum Cover Plate - Beige

REARVIEW TELEVISION MONITOR

Key	Part Number	U/M	Description
	093041-01-000	EA	Cable - Monitor/Camera
	093040-04-701	EA	Monitor - 6" - w/Bracket & Wire Harness
	102813-01-01A	EA	Inner Shroud
	104311-01-000	EA	Rear Bracket
	093040-04-700	EA	Camera & Mounting Bracket
	093040-04-000	EA	Television System - Rearview (Monitor & Camera)
	102814-01-01A	EA	Exterior Shroud
	093040-04-702	EA	Sun Hood (Monitor)

MISCELLANEOUS ACCESSORIES

Key	Part Number	U/M	Description
	054185-35-000	EA	Operator's Manual
	092318-01-000	EA	3 Ring Binder - Motor Home Manual
	092319-01-000	EA	Pocket Page - 3 Ring Binder
	098084-07-000	EA	Cassette - Itasca Windcruiser
	099048-01-000	EA	Inverter - 100 Watt
	094499-01-000	EA	Fire Extinguisher - 1A10BC (USA)
	094499-02-000	EA	Fire Extinguisher - 1A10BD (CSA)
	094499-01-700	EA	Holder - Fire Extinguisher
	072852-01-000	EA	Smoke Detector - w/9 Volt Battery (USA)
	072852-02-000	EA	Smoke Detector - w/9 Volt Battery (CSA)

1990 ITASCA  
TABLE OF CONTENTS

INTRODUCTION	A-01 - A-02
ABBREVIATIONS	A-03
ALPHABETICAL/GROUP REFERENCE	A-04 - A-06
IC/FP32RQ	A-07 - E-08
IC/FP37RQ	E-09 - I-13

1990 IC/FP37RQ INDEX

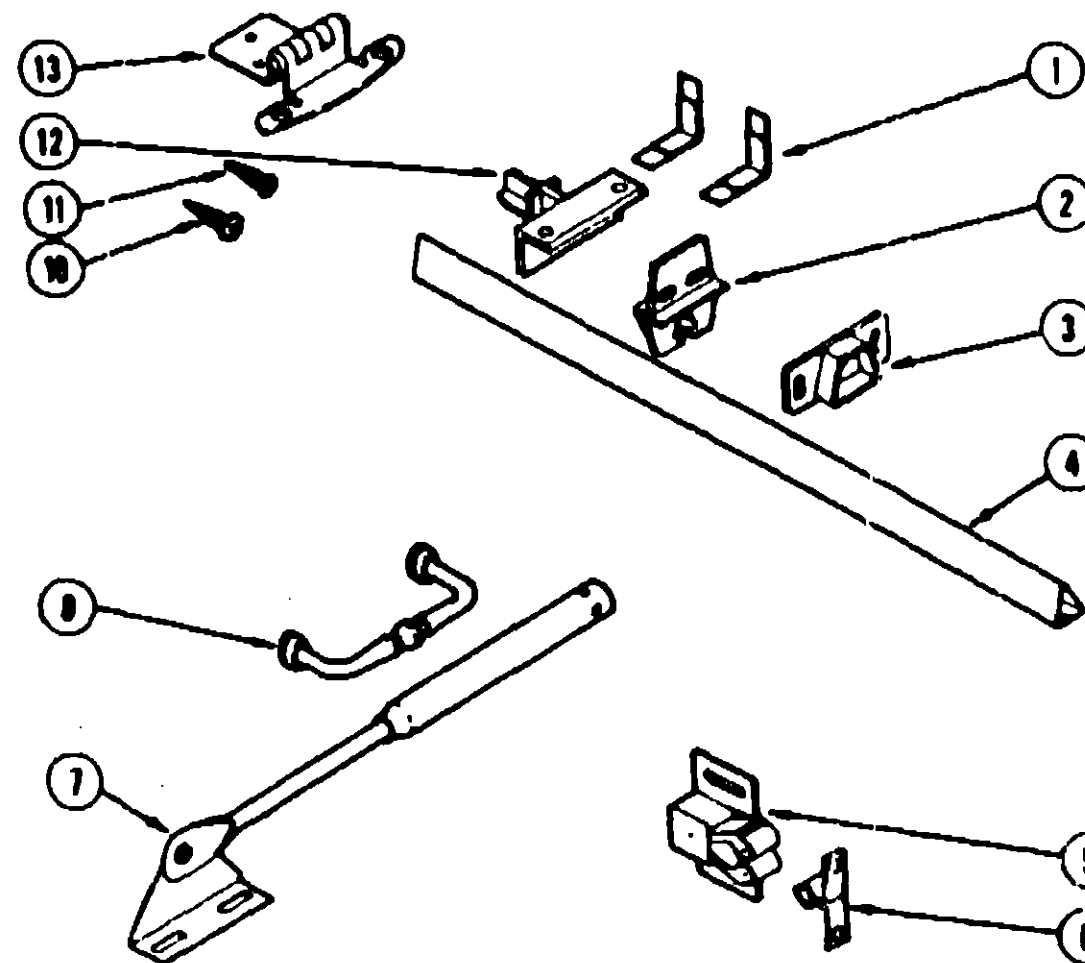
Floor Plan	E-09 - E-10
Accessories Group	E-11 - E-13
Bath Group	E-14 - E-16
Bedroom Group	E-17 - E-21
Chassis Group	E-22 - F-11
Curtain, Cushion & Pad Group	F-12 - G-03
Dinette Group	G-04 - G-06
Driver's Compartment Group	G-07 - G-11
Electrical Group	G-12 - G-15
Exterior Body Group	G-16 - G-23
Galley Group	G-24 - H-08
Heating & Air Conditioning Group	H-09 - H-11
Interior Finish Group	H-12 - H-13
Labels Group	H-14
LP Group	H-15
Lounge Group	H-16 - H-19
Sealants & Fasteners Group	H-20 - H-21
Water & Sewage Group	H-22 - H-24
Window, Vent & Exterior Door Group	H-25 - I-13

### ACCESSORIES GROUP (CONTINUED)

## FRONT TV SYSTEM

Qty	Part Number	U/M	Description
	081258-03-000	EA	Color TV - 13" - w/Remote - Sharp 13FM50 (US) (Used till 10-01-80)
	088447-01-000	EA	Color TV - 13" - w/Remote - Magnavox RX4028WA (US) (Used after 10-02-80)
	088447-02-000	EA	Color TV - 13" - w/Remote - Magnavox XK4028CH (CSA)
	081258-03-700	EA	TV Remote (For Sharp 13FM50)
	088447-01-700	EA	TV Remote (For Magnavox RX4028WA, XK4028CH)
	088448-02-000	EA	VCR - VHS - Cable Ready - w/Remote - Magnavox VR9912
	088448-02-700	EA	VCR Remote (For Magnavox VR9912)
	088757-03-000	EA	Control Center (Magnadyne VCS6)
	088758-01-000	EA	Splitter - 2 Way
	088717-01-000	EA	Tiedown - TV - 22.8"
	088717-02-000	EA	Tiedown - TV - 29.7"
	085774-01-000	FT	Velcro Tape - Hook - 1"
	085774-02-000	FT	Velcro Tape - Loop - 1"
	088819-01-000	EA	Remote Speaker - 4" - 2 Watt - 8 Ohm
	083214-01-02A	EA	Grille - Speaker - 4" - Brown
	090030-01-000	EA	Wire Asm. - Speaker
	078319-01-000	EA	TV Antenna - 44" Mast
	078319-01-700	EA	RVSA-U/V Sensor Antenna
	078319-01-701	EA	Elevating Gear
	078319-01-702	EA	Shaft Elevating Asm.
	078319-01-703	EA	Nylon Bearing - 5" OD
	078319-01-704	EA	Nylon Bearing - 1.25" OD
	078319-01-705	EA	Nylon Bearing - .718" ID
	078319-01-706	EA	Elevating Crank w/Set Screw
	078319-01-707	EA	Handle Spring
	078319-01-708	EA	Crank Decal
	078319-01-709	EA	Directional Plate w/Hood
	078319-03-000	FT	Coaxial Cable - 75 Ohm
	078319-04-000	EA	Connector & Ferrule
	078319-06-000	EA	Adaptor - Cable Roof Plate
	078319-08-000	EA	Wallplate - Receptacle - Ivory
	078319-09-000	EA	Wallplate - Receptacle - Brown
	078319-11-000	EA	Adaptor - Coax w/Splitter
	078319-12-000	EA	Connector - Coaxial
	058708-02-000	EA	Duplex - Receptacle - Ivory
	086777-03-000	EA	Wallplate - Antenna/Power - Ivory
	086777-01-000	EA	Wallplate - Antenna/Cable - Ivory
	086778-02-000	EA	Outside Receptacle - Cable TV
	086778-04-000	EA	Gasket - Outside Receptacle - Cable TV
	087238-01-000	EA	Label - Cable Input
	087238-02-000	EA	Label - Cable Output
	088473-01-000	EA	Pin Housing
	088475-01-000	EA	Connector Pin
	088474-10-000	EA	Socket Housing
	088476-01-000	EA	Connector Socket
	088637-01-000	EA	Grommet

**BATH GROUP**



### **HARDWARE (DOORS, DRAWERS & CABINETS)**

Key	Part Number	U/M	Description
1	037688-02-000	EA	L-Corner Glide (Drawers)
2	037688-03-000	EA	Center Glide (Drawers)
3	037688-05-000	EA	Rail Mounting Bracket - Rear (Drawers)
4	037688-01-000	FT	V-Rail (Drawers)
5	083586-03-000	EA	Roller Catch
6	083586-04-000	EA	Steel Strike
7	074483-02-000	EA	Door Support
8	088264-02-000	EA	Cabinet Pull
10	000G68-06-10G	EA	Screw - #6 - 18 x .625" POH - Antique Brass - Hinge to Cabinet
11	000G13-06-10G	EA	Screw - #6 - 20 x .625" PPH - Antique Brass - Hinge to Door
12	037688-04-000	EA	Rail Mounting Bracket - Front (Drawers)
13	058777-03-000	EA	Hinge - Chrome

## 1990 ITASCA TABLE OF CONTENTS

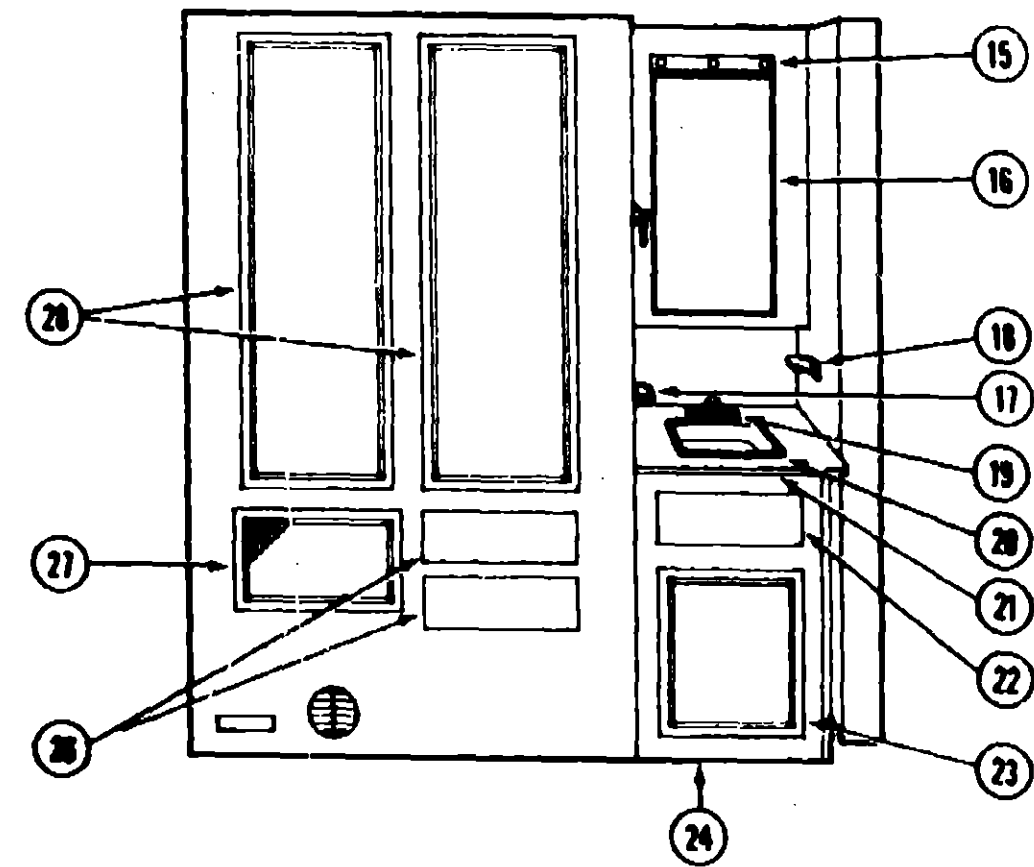
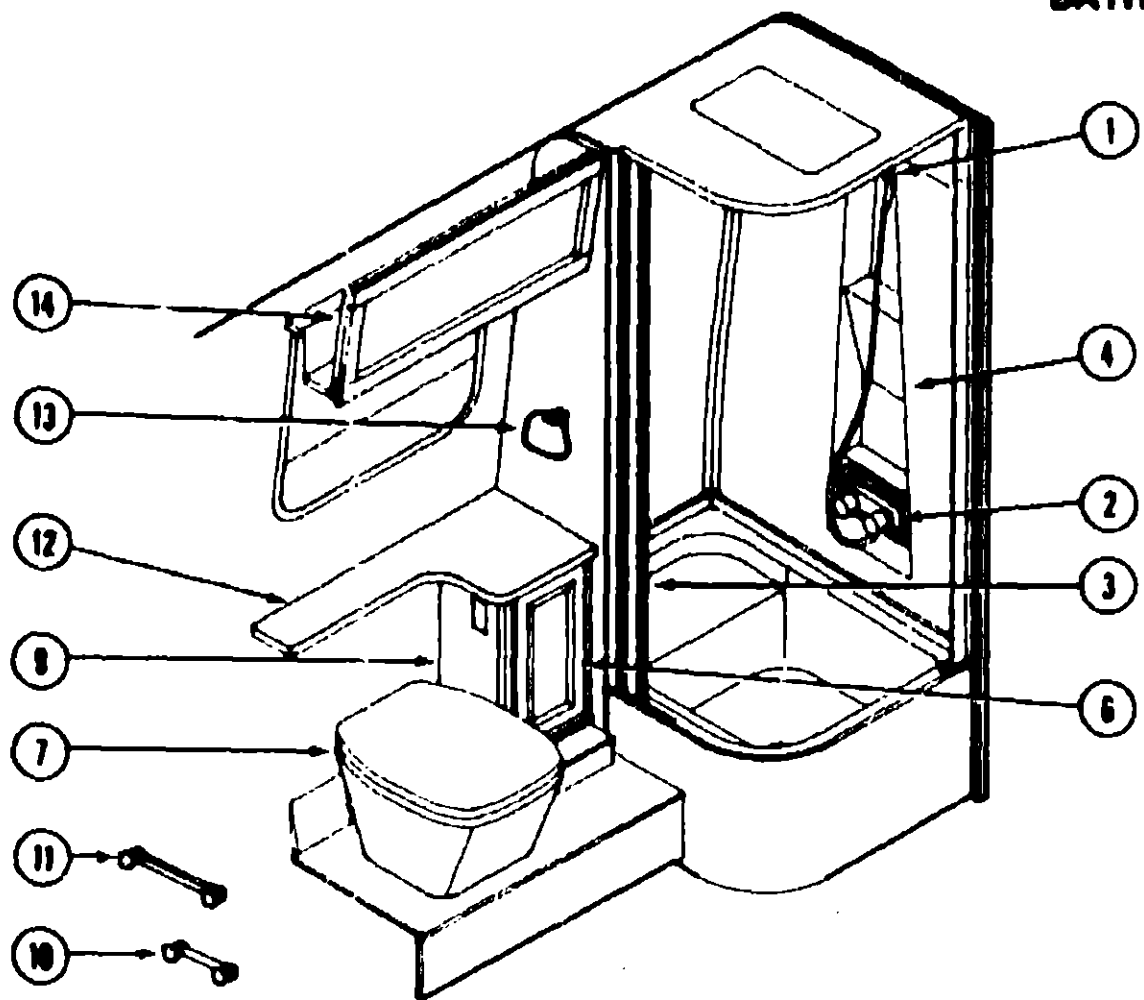
INTRODUCTION	A-01 - A-02
ABBREVIATIONS	A-03
ALPHABETICAL/GROUP REFERENCE	A-04 - A-08
IC/FP32RQ	A-07 - E-08
IC/FP37RQ	E-08 - I-13

## 1990 IC/FP37RQ INDEX

Floor Plan	E-09 - E-10
Accessories Group	E-11 - E-13
Bath Group	E-14 - E-16
Bedroom Group	E-17 - E-21
Chassis Group	E-22 - F-11
Curtain, Cushion & Pad Group	F-12 - G-03
Dinette Group	G-04 - G-06
Driver's Compartment Group	G-07 - G-11
Electrical Group	G-12 - G-15
Exterior Body Group	G-16 - G-23
Galley Group	G-24 - H-08
Heating & Air Conditioning Group	H-09 - H-11
Interior Finish Group	H-12 - H-13
Labels Group	H-14
LP Group	H-15
Lounge Group	H-16 - H-19
Sealants & Fasteners Group	H-20 - H-21
Water & Sewage Group	H-22 - H-24
Window, Vent & Exterior Door Group	H-25 - I-13

**BATH GROUP (CONTINUED)**

**CABINETS**



Key	Part Number	U/M	Description
1	011048-02-000	EA	Shower Head - w/60" Hose (USA)
1	011048-05-000	EA	Shower Head - w/60" Hose (CSA)
2	075242-03-000	EA	Faucet - Tub/Shower - Brass (USA)
2	031558-03-000	EA	Faucet - Tub/Shower - Bone (CSA)
3	075657-04-000	EA	Folding Shower Door
4	075606-01-000	EA	Shower Panel - Faucet Back
6	M86304-A7-AF1	EA	Door Asm. - w/o Hardware
7	086330-04-000	EA	Toilet - China - Shorty w/Spray
	086330-04-700	EA	Vacuum Breaker for Hand Spray
	086330-04-701	EA	Hand Spray - w/Hose
	086330-04-702	EA	Flush Lever
	086330-04-703	EA	Pedestal Cover Kit
	086330-04-704	EA	Base Asm. - Bone
	086330-04-705	EA	Pedestal Cover Kit
	086330-04-706	EA	Vacuum Breaker w/Hand Spray
	086330-04-707	EA	Seat Asm. - Bone
9	082684-01-AC1	EA	Storage Cabinet
10	085278-01-000	EA	Toilet Paper Holder - Recessed - Brass (USA)
10	085278-02-000	EA	Toilet Paper Holder - Recessed (CSA)
11	086643-01-000	EA	Towel Bar - 18" - w/Mount - Brass/Chrome
12	082684-11-AC1	EA	Countertop Asm. - Storage Cabinet
13	086644-01-000	EA	Towel Ring - Brass/Chrome
14	076073-01-000	EA	Cabinet Asm. - Overhead Medicine
	086303-52-X08	EA	Door Asm. - w/o Hardware
	083513-01-000	EA	Mounting Bracket - Medicine Cabinet
	083513-02-000	EA	Mounting Bracket - Medicine Cabinet
15	082189-01-000	EA	Make-Up Light - 3 Bulb
	081633-01-700	EA	Bulb - Make-Up - Light
16	086023-01-X19	EA	Medicine Cabinet - w/o Door or Hardware
	M97029-10-AF1	EA	Door - Medicine Cabinet - Mirrored - w/o Hardware
	086264-02-000	EA	Door Pull - Chrome
17	086642-01-000	EA	Toothbrush Holder - Brass/Chrome
18	086640-01-000	EA	Soap Dish - Brass/Chrome (USA)
18	080027-01-000	EA	Soap Dish - Chrome (CSA)
19	083999-01-02A	EA	Lavatory Faucet - Chrome
	091253-01-000	EA	Gasket - Lavatory Faucet
20	086927-01-01A	EA	Lavatory Sink - Bone
21	097692-12-AC1	EA	Countertop Asm. - Lavatory Cabinet
22	081693-01-AF1	EA	Drawer Face - w/o Hardware
	077251-01-000	EA	Tiltout Drawer - Plastic
23	M86339-48-AF1	EA	Door Asm. - w/o Hardware (used till 10-11-89)
23	M86304-77-AF1	EA	Door Asm. - w/o Hardware (Used from: 10-12-89)
24	M97692-01-AF1	EA	Lavatory Cabinet - w/o Door or Drawer
24	M97692-01-AF2	EA	Lavatory Cabinet - w/o Door or Drawer
24	M97692-01-AF3	EA	Lavatory Cabinet - w/o Door or Drawer
26	M76921-08-W13	EA	Drawer Asm. - w/o Hardware
27	M92073-02-X11	EA	Door Asm. - w/o Hardware - w/Auxiliary Furnace
	072369-28-000	EA	Bronze Mesh Insert
28	M86304-B2-AF1	EA	Door Asm. - w/o Hardware

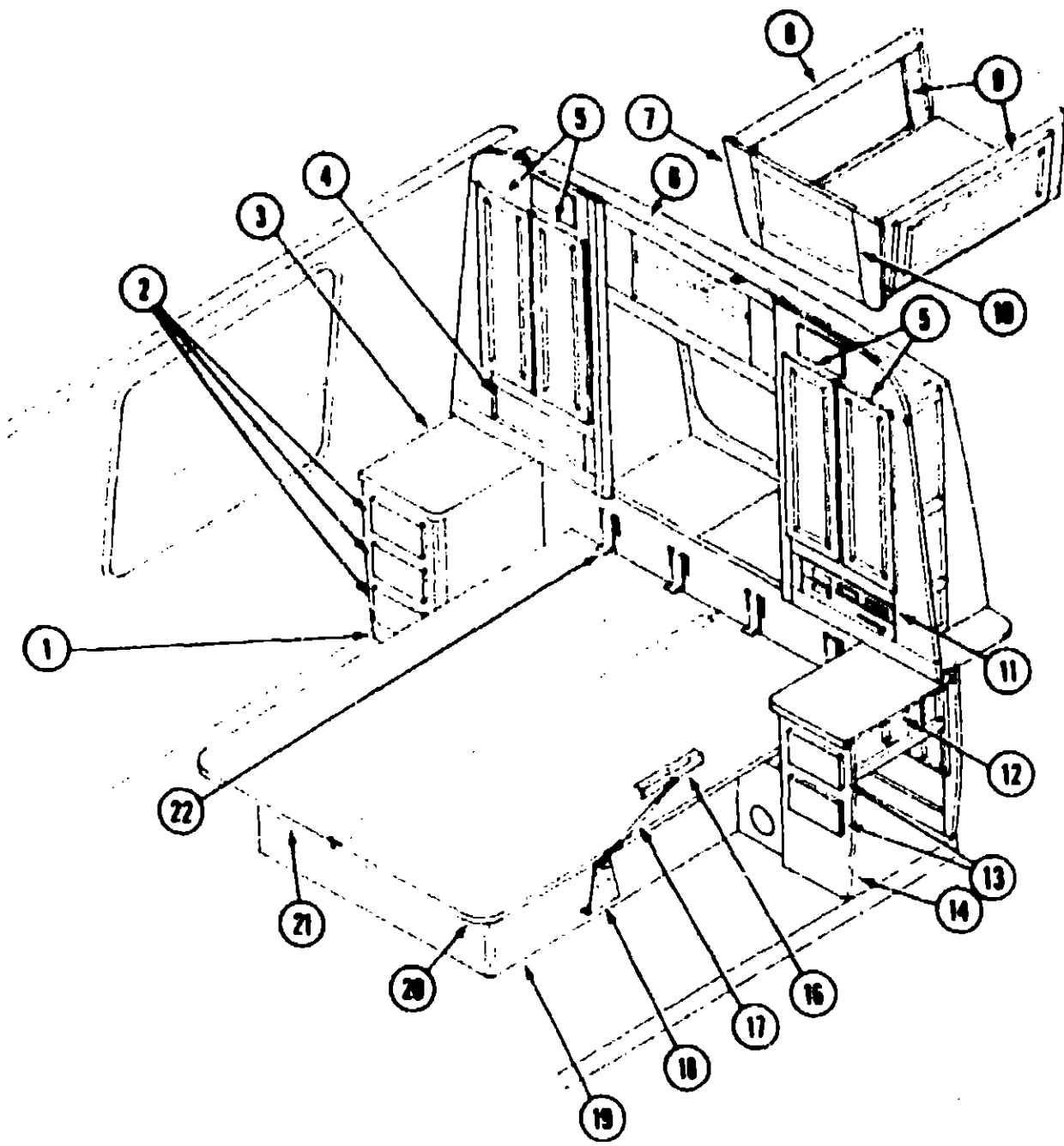
**1990 ITASCA  
TABLE OF CONTENTS**

INTRODUCTION	A-01 - A-02
ABBREVIATIONS	A-03
ALPHABETICAL/GROUP REFERENCE	A-04 - A-06
IC/FP32RQ	A-07 - E-08
IC/FP37RQ	E-09 - I-13

**1990 IC/FP37RQ INDEX**

Floor Plan	E-09 - E-10
Accessories Group	E-11 - E-13
Bath Group	E-14 - E-16
Bedroom Group	E-17 - E-21
Chassis Group	E-22 - F-11
Curtain, Cushion & Pad Group	F-12 - G-03
Dinette Group	G-04 - G-06
Driver's Compartment Group	G-07 - G-11
Electrical Group	G-12 - G-15
Exterior Body Group	G-16 - G-23
Galley Group	G-24 - H-06
Heating & Air Conditioning Group	H-09 - H-11
Interior Finish Group	H-12 - H-13
Labels Group	H-14
LP Group	H-15
Lounge Group	H-16 - H-19
Sealants & Fasteners Group	H-20 - H-21
Water & Sewage Group	H-22 - H-24
Window, Vent & Exterior Door Group	H-25 - I-13

**BEDROOM GROUP**  
**QUEEN BED CABINETS**



Key	Part Number	U/M	Description
1	M88380-01-AC1	EA	Cabinet Asm. - Nightstand - w/o Drawers
2	M78821-27-AC1	EA	Drawer Asm. - w/o Hardware
3	088380-12-AC1	EA	Countertop Asm.
4	083808-04-000	EA	Mirror - Beveled
5	M88304-K3-AF1	EA	Door Asm. - w/o Hardware
	088742-03-000	EA	Mirror - Beveled
6	087888-01-AF1	EA	Cabinet Asm. - Shirt Closet - w/o Doors
6	087888-01-AF2	EA	Cabinet Asm. - Shirt Closet - w/o Doors
6	087888-01-AF3	EA	Cabinet Asm. - Shirt Closet - w/o Doors
7	081738-01-Y21	EA	End Cap Asm. - Island Cabinet
8	M04008-08-AF1	EA	Cabinet Asm. - Island Cabinet
9	M97028-14-AF1	EA	Door Asm. - w/o Hardware
10	058331-18-000	EA	Mirror - Beveled
11	087153-01-000	EA	Radio - AM/FM Stereo Cassette - Advantiz AE9000 AR
12	087888-12-AC1	EA	Countertop Asm.
13	M78821-26-AC1	EA	Drawer Asm. - w/o Hardware
14	M88381-01-AC1	EA	Cabinet Asm. - Nightstand - w/o Door or Drawer
16	088025-01-000	EA	Gas Spring Support - Bed
17	057480-04-000	EA	Gas Spring
	057480-03-000	EA	Safety Clip - Gas Spring
	057480-02-000	EA	10MM Ball Stud - Gas Spring
18	088024-01-000	EA	Gas Spring Support - Floor
19	M97752-01-AC1	EA	Cabinet Asm. - Queen Bed
20	M04012-02-AC1	EA	Cabinet Asm. - Queen Bed - Top - Driver Side (Used from 06-04-90)
20	M04012-02-000	EA	Cabinet Asm. - Queen Bed - Top - Driver Side (Used till 06-03-90)
21	M04012-01-AC1	EA	Cabinet Asm. - Queen Bed - Top - w/H Channel - Passenger Side
	052858-01-W30	FT	Accent Trim
22	088198-02-Y12	EA	Hinge Asm.
	084357-01-W13	EA	TV Stand

**1990 ITASCA**  
**TABLE OF CONTENTS**

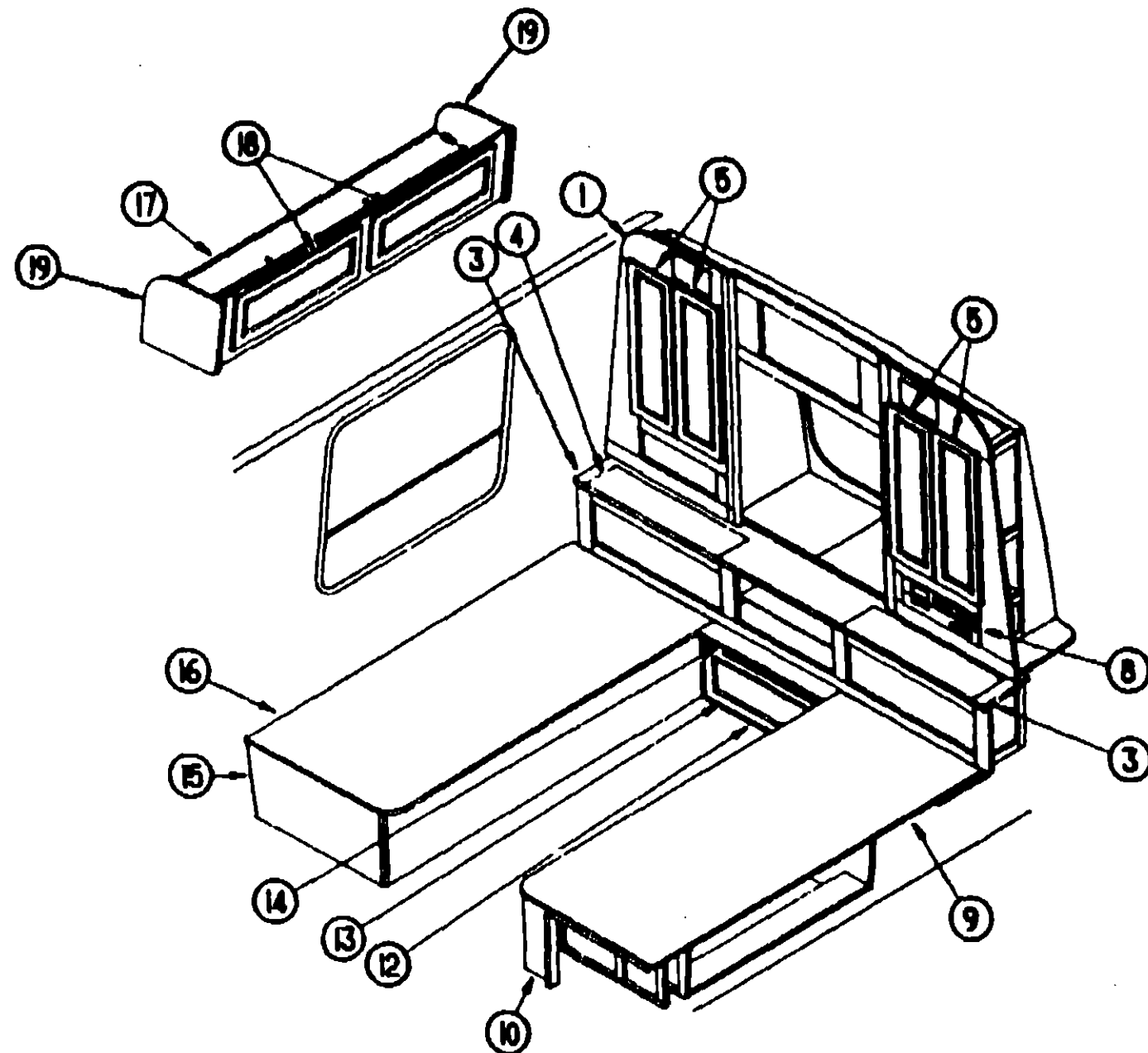
INTRODUCTION	A-01 - A-02
ABBREVIATIONS	A-03
ALPHABETICAL/GROUP REFERENCE	A-04 - A-06
IC/FP32RQ	A-07 - E-08
IC/FP37RQ	E-09 - I-13

**1990 IC/FP37RQ INDEX**

Floor Plan	E-09 - E-10
Accessories Group	E-11 - E-13
Bath Group	E-14 - E-16
Bedroom Group	E-17 - E-21
Chassis Group	E-22 - F-11
Curtain, Cushion & Pad Group	F-12 - G-03
Dinette Group	G-04 - G-06
Driver's Compartment Group	G-07 - G-11
Electrical Group	G-12 - G-15
Exterior Body Group	G-16 - G-23
Galley Group	G-24 - H-08
Heating & Air Conditioning Group	H-09 - H-11
Interior Finish Group	H-12 - H-13
Labels Group	H-14
LP Group	H-15
Lounge Group	H-16 - H-19
Sealants & Fasteners Group	H-20 - H-21
Water & Sewage Group	H-22 - H-24
Window, Vent & Exterior Door Group	H-25 - I-13

## BEDROOM GROUP (CONTINUED)

### TWIN BED CABINETS



Key	Part Number	U/M	Description
1	M97867-01-AF1	EA	Cabinet Asm. - Upper Nightstand
	093806-04-000	EA	Mirror - Beveled
3	097867-12-AC1	EA	Countertop Asm. - Upper Nightstand
4	097867-13-AC1	EA	Door Asm. - Upper Nightstand
5	M98338-44-AF1	EA	Door Asm. - w/o Hardware (Used till 10-11-89)
5	M98304-K1-AF1	EA	Door Asm. - w/o Hardware (Used from 10-12-89)
	088742-03-000	EA	Mirror - Beveled
	097868-01-AF1	EA	Cabinet Asm. - Shirt Closet - w/o Doors
	093806-06-000	EA	Mirror - Beveled
8	097153-01-000	EA	Radio - AM/FM Stereo Cassette - Adventz AE9000 AR
9	M04021-01-000	EA	Cabinet Asm. - Twin Bed Top - Driver Side
9	M04021-01-AC1	EA	Cabinet Asm. - Twin Bed - Top - Driver Side (Used from 06-04-90)
10	M97861-01-AC1	EA	Cabinet Asm. - Twin Bed - Driver Side
	083278-01-000	EA	Brace - Gas Spring
	067480-04-000	EA	Gas Spring
	088199-02-Y12	EA	Hinge Asm.
12	M97868-01-AC1	EA	Cabinet Asm. - Lower Nightstand
13	M82194-22-AF1	EA	Drawer Asm. - w/o Hardware (Used till 10-11-89)
13	M82184-16-AF1	EA	Drawer Asm. - w/o Hardware (Used from 10-12-89)
14	097866-11-AC1	EA	Countertop Asm. - Lower Nightstand
15	M97860-01-AC1	EA	Cabinet Asm. - Twin Bed - Passenger Side
16	M04020-01-000	EA	Cabinet Asm. - Twin Bed - Top - Passenger Side (Used till 06-03-90)
16	M04020-01-AC1	EA	Cabinet Asm. - Twin Bed - Top - Passenger Side (Used from 06-04-90)
17	M04008-32-AF1	EA	Cabinet Asm. - Overhead - w/o Doors or Hardware - Passenger or Driver Side
18	M97028-14-AF1	EA	Door Asm. - w/o Hardware
19	085488-03-X19	EA	Cap - End - Overhead - Left or Right

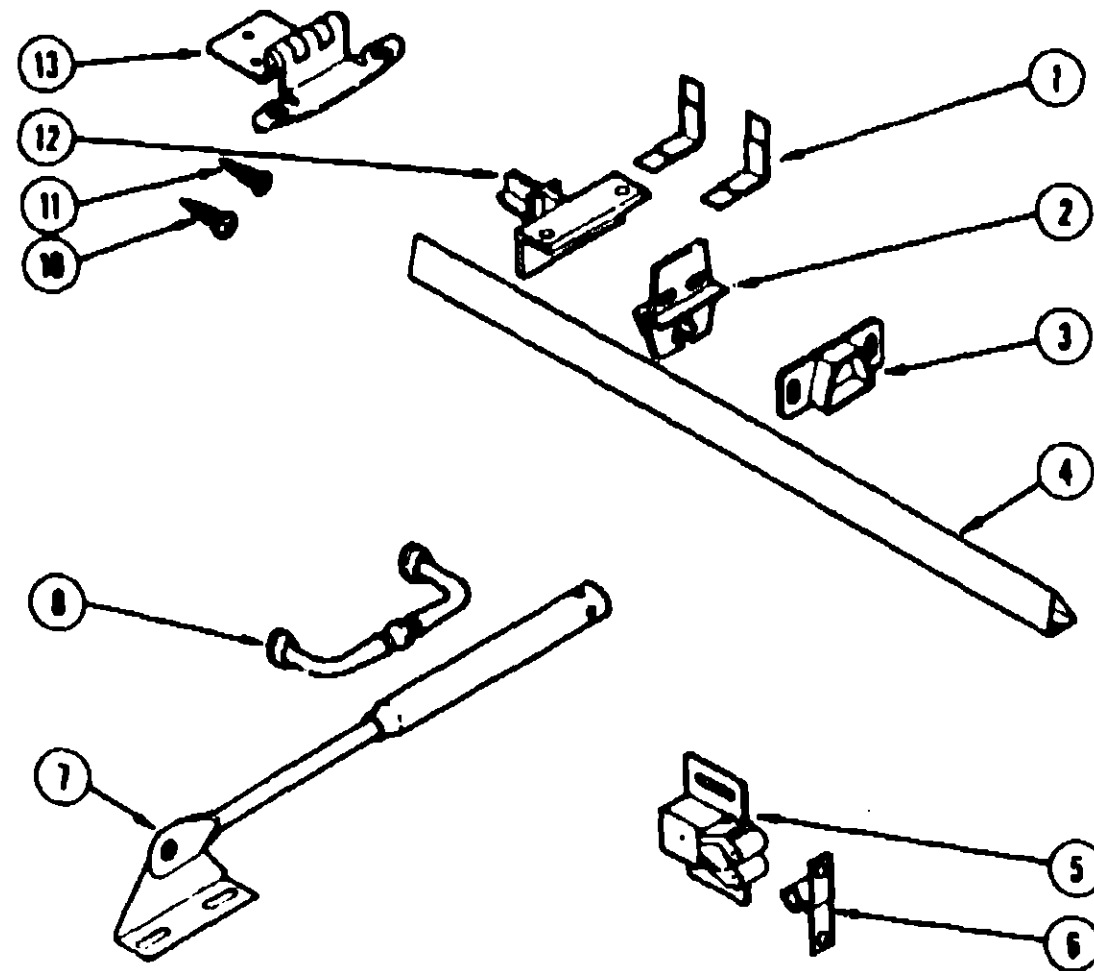
## 1990 ITASCA TABLE OF CONTENTS

INTRODUCTION	A-01 - A-02
ABBREVIATIONS	A-03
ALPHABETICAL/GROUP REFERENCE	A-04 - A-06
IC/FP32RQ	A-07 - E-08
IC/FP37RQ	E-09 - I-13

## 1990 IC/FP37RQ INDEX

Floor Plan	E-09 - E-10
Accessories Group	E-11 - E-13
Bath Group	E-14 - E-16
Bedroom Group	E-17 - E-21
Chassis Group	E-22 - F-11
Curtain, Cushion & Pad Group	F-12 - G-03
Dinette Group	G-04 - G-06
Driver's Compartment Group	G-07 - G-11
Electrical Group	G-12 - G-15
Exterior Body Group	G-16 - G-23
Galley Group	G-24 - H-08
Heating & Air Conditioning Group	H-09 - H-11
Interior Finish Group	H-12 - H-13
Labels Group	H-14
LP Group	H-15
Lounge Group	H-16 - H-19
Sealants & Fasteners Group	H-20 - H-21
Water & Sewage Group	H-22 - H-24
Window, Vent & Exterior Door Group	H-25 - I-13

## BEDROOM GROUP (CONTINUED)



### HARDWARE (DOORS, DRAWERS & CABINETS)

Key	Part Number	U/M	Description
1	037688-02-000	EA	L-Corner Glide (Drawers)
2	037688-03-000	EA	Center Glide (Drawers)
3	037688-05-000	EA	Rail Mounting Bracket - Rear (Drawers)
4	037688-01-000	FT	V-Rail (Drawers)
5	093586-03-000	EA	Roller Catch
6	093586-04-000	EA	Steel Strike
7	074493-02-000	EA	Door Support
8	088264-02-000	EA	Cabinet Pull
10	000G68-06-10G	EA	Screw - #6 - 18 x .625" POH - Antique Brass - Hinge to Cabinet
11	000G13-06-10G	EA	Screw - #6 - 20 x .625" PFH - Antique Brass - Hinge to Door
12	037688-04-000	EA	Rail Mounting Bracket - Front (Drawers)
13	059777-03-000	EA	Hinge - Chrome

## CHASSIS GROUP

### LEVELING JACKS - HYDRAULIC

Key	Part Number	U/M	Description
	088338-01-000	EA	Leveling System - Hydraulic (used till 04-22-90)
	100532-01-000	EA	Leveling System - Hydraulic (used from 04-23-90)
	100533-02-000	EA	Brackets - Front Jacks (Chevy)
	100534-02-000	EA	Brackets - Rear Jacks (Chevy)
	100533-03-000	EA	Brackets - Front Jacks (Ford)
	100534-03-000	EA	Brackets - Front Jacks (Ford)
	100535-01-000	EA	Bracket - Pump
	100538-01-000	EA	Hose Kit
	041953-09-000	FT	Conduit - Convolute Slt - .50" ID
	008348-01-000	EA	Terminal - Ring - 2 3/8" Stud
	100532-01-700	EA	Manual Level Valve
	088338-01-700	EA	Leveling Jack

### FOG LAMP & COMPONENTS

Key	Part Number	U/M	Description
	088747-03-000	EA	Lamp Asm. - Fog - Clear Lens
	088747-03-700	EA	Cover - Fog Lamp
	088737-03-701	EA	Bezel - Fog Light
	097372-01-01A	EA	Switch - Fog Lamp
	007940-01-000	EA	Receptacle - Slide - 16 to 12 AWG Wire
	007942-01-000	EA	Tab - 18 to 14 AWG Wire
	010499-01-000	EA	Clamp - Closed - 3/8" I.D.
	083910-01-000	EA	Housing - Relay
	083912-02-000	EA	Relay - Canister - SPDT - w/Resistor
	083854-02-000	EA	Circuit Breaker - 15 Amp.

### FUEL SYSTEMS COMPONENTS

Key	Part Number	U/M	Description
	078010-02-000	EA	Door Asm. - Fuel Fill - Gray
	078200-01-000	EA	Gasket - Fuel Fill
	083578-01-000	EA	Boot - Fuel Fill
	082768-01-000	EA	Shroud - Fuel Fill - Inside
	081245-01-000	EA	Hose - Fuel Fill - Formed
	082401-05-000	EA	Clamp - Hose - Wormgear - 2" - 3" (Fuel Hose)
	075228-01-000	EA	Neck - Fuel Fill - Lower
	086732-01-000	FT	Hose - Fuel - .62 I.D. (Vent Hose)
	082401-10-000	EA	Clamp - Hose - Wormgear - 1" - 2" (Vent Hose)

## 1990 ITASCA TABLE OF CONTENTS

INTRODUCTION	A-01 - A-02
ABBREVIATIONS	A-03
ALPHABETICAL/GROUP REFERENCE	A-04 - A-08
IC/FP37RQ	A-07 - E-08
IC/FP37RQ	E-09 - I-13

## 1990 IC/FP37RQ INDEX

Floor Plan	E-09 - E-10
Accessories Group	E-11 - E-13
Bath Group	E-14 - E-16
Bedroom Group	E-17 - E-21
Chassis Group	E-22 - F-11
Curtain, Cushion & Pad Group	F-12 - G-03
Dinette Group	G-04 - G-06
Driver's Compartment Group	G-07 - G-11
Electrical Group	G-12 - G-15
Exterior Body Group	G-16 - G-23
Galley Group	G-24 - H-08
Heating & Air Conditioning Group	H-09 - H-11
Interior Finish Group	H-12 - H-13
Labels Group	H-14
LP Group	H-15
Lounge Group	H-16 - H-19
Sealants & Fasteners Group	H-20 - H-21
Water & Sewage Group	H-22 - H-24
Window, Vent & Exterior Door Group	H-25 - I-13

CHASSIS GROUP (CONTINUED)

4.0KW & 6.5KW GENERATORS & COMPONENTS

Key	Part Number	U/M	Description
	100974-02-000	EA	Generator - 4.0KW - Emerald Plus - Onan BGE-FA/26109G
	100975-02-000	EA	Generator - 6.5KW - Emerald Plus - Onan NHE-FA/26101G
	007067-01-000	EA	Insulation - Fiberglass
	023942-01-000	EA	Grommet - Rubber - 2" OD
	081384-02-000	EA	Muffler
	007125-01-000	EA	Clamp Asm. - Muffler - 1.62"
	007125-04-000	EA	Clamp Asm. - Muffler - 1.12"
	079954-06-000	EA	Exhaust Pipe - Elbow
	083591-02-000	EA	Exhaust Pipe - Generator
	008054-01-000	EA	Power Cord - 10/3 - 30 Amp. - 25' (USA)
	008052-01-000	EA	Power Cord - 10/3 - 30 Amp. - 25' (CSA)
	008289-01-000	EA	Box - Electrical - 4" x 4" (USA)
	008289-02-000	EA	Box - Electrical - 4" x 4" (CSA)
	008294-01-000	EA	Cover Plate - 4" x 4" (USA)
	008294-02-000	EA	Cover Plate - 4" x 4" (CSA)
	024924-02-000	EA	Receptacle - Power Cord
	008238-01-000	EA	Cover Plate - Receptacle Box - Power Cord - 4" x 4"
	008394-01-000	FT	Conduit - Flexible - 1/2"
	008355-01-000	EA	Connector - 3/4" - Cable Clamping
	008356-01-000	EA	Connector - Plastic - 3/8" Avg. Wire
	010495-01-000	EA	Clamp - Cable - 1.5"
	008026-01-000	FT	Wire - 12/2 Romex w/Ground
	008311-01-000	EA	Connector - Wire Nut - Red
	008312-01-000	EA	Connector - Wire Nut - Blue
	008314-01-000	EA	Connector - Wire Nut - Gray
	008328-01-000	EA	Terminal Ring - 12/10 Wire
	024976-01-000	EA	Generator Switch - w/o Circuit Board
	008351-04-01A	EA	Plate - Switch - Generator - Rear Bedroom
	031035-01-000	EA	Hourmeter
	008348-01-000	EA	Terminal Ring - 2, 3/8" Stud
	007063-01-000	FT	Hose - Gasoline - 1/4" ID x 1/2" OD
	062401-06-000	EA	Clamp - Hose - Wormgear - .22" to .62" ID

CHASSIS GROUP (CONTINUED)

3.5KW ONAN GENERATOR & COMPONENTS (EXPORT)

Key	Part Number	U/M	Description
	100974-05-000	EA	Generator - 4.0KW - Emerald Plus - Onan BGE-FN/29237G
	007067-01-000	SF	Insulation - Fiberglass
	023942-01-000	EA	Grommet - Rubber - 2" OD
	081384-02-000	EA	Muffler
	007125-01-000	EA	Clamp Asm. - Muffler - 1.62"
	007125-04-000	EA	Clamp Asm. - Muffler - 1.12"
	083591-02-000	EA	Exhaust Pipe - Generator
	008054-01-000	EA	Power Cord - 10/3 - 30 Amp. 25'
	008289-01-000	EA	Box Electrical - 4" x 4"
	008294-01-000	EA	Cover Plate - 4" x 4"
	024924-02-000	EA	Receptacle - Power Cord
	008238-01-000	EA	Cover Plate - Receptacle Box - Power Cord - 4" x 4"
	041953-01-000	FT	Conduit - Convolute - Slit - .5" ID
	008355-01-000	EA	Connector - 3/4" - Cable Clamping
	008356-01-000	EA	Connector - Plastic - 3/8"
	010495-01-000	EA	Clamp - Cable - 9/16"
	010497-01-000	EA	Clamp - Closed - 5/8" ID
	008026-01-000	FT	Wire - 12/2 Romex w/Ground
	008311-01-000	EA	Connector - Wire Nut - Red
	008312-01-000	EA	Connector - Wire Nut - Blue
	008314-01-000	EA	Connector - Wire Nut - Gray
	008328-01-000	EA	Terminal - Ring - 12/10 Wire
	092915-01-000	EA	Converter - 40 Amp. - w/Charger
	024976-01-000	EA	Generator Switch - w/o Circuit Board
	008351-04-01A	EA	Plate - Switch - Generator - Rear Bedroom
	062401-03-000	EA	Clamp - Hose - Wormgear - .22" to .62" ID
	062401-06-000	EA	Clamp - Hose - Wormgear - .22" to 1" ID
	008348-01-000	EA	Terminal - Ring - 2 - 3/8" Stud

5.0KW ONAN GENERATOR & COMPONENTS (EXPORT)

Key	Part Number	U/M	Description
	100975-04-000	EA	Generator - 5.0KW - Emerald Plus - Onan NHE-FN/29237G
	007067-01-000	SF	Insulation - Fiberglass
	023942-01-000	EA	Grommet - Rubber - 2" OD
	083151-01-000	EA	Muffler
	007125-03-000	EA	Clamp Asm. - Muffler - 1.5"
	007125-04-000	EA	Clamp Asm. - Muffler - 1.12"
	083152-01-000	EA	Exhaust Pipe - Generator - 90°
	007131-01-000	EA	Tailpipe Hanger
	008054-01-000	EA	Power Cord - 10/3 - 30 Amp. - 25'
	008289-01-000	EA	Box - Electrical - 4" x 4"
	008294-01-000	EA	Cover Plate - 4" x 4"
	024924-02-000	EA	Receptacle - Power Cord
	008238-01-000	EA	Cover Plate - Receptacle Box - Power Cord - 4" x 4"
	041953-01-000	FT	Conduit - Convolute - Slit - .5" ID
	008355-01-000	EA	Connector - 3/4" - Cable Clamping
	008356-01-000	EA	Connector - Plastic - 3/8"
	010495-01-000	EA	Clamp - Cable - 9/16"
	008026-01-000	FT	Wire - 12/2 Romex w/Ground
	008311-01-000	EA	Connector - Wire Nut - Red
	008312-01-000	EA	Connector - Wire Nut - Blue
	008314-01-000	EA	Connector - Wire Nut - Gray
	008328-01-000	EA	Terminal - Ring - 12/10 Wire
	092915-01-000	EA	Converter - 40 Amp. w/Charger
	024976-01-000	EA	Generator Switch - w/o Circuit Board
	008351-04-01A	EA	Plate - Switch - Generator - Rear Bedroom
	008238-01-000	EA	Cover - A/C Dual Switch

1990 ITASCA  
TABLE OF CONTENTS

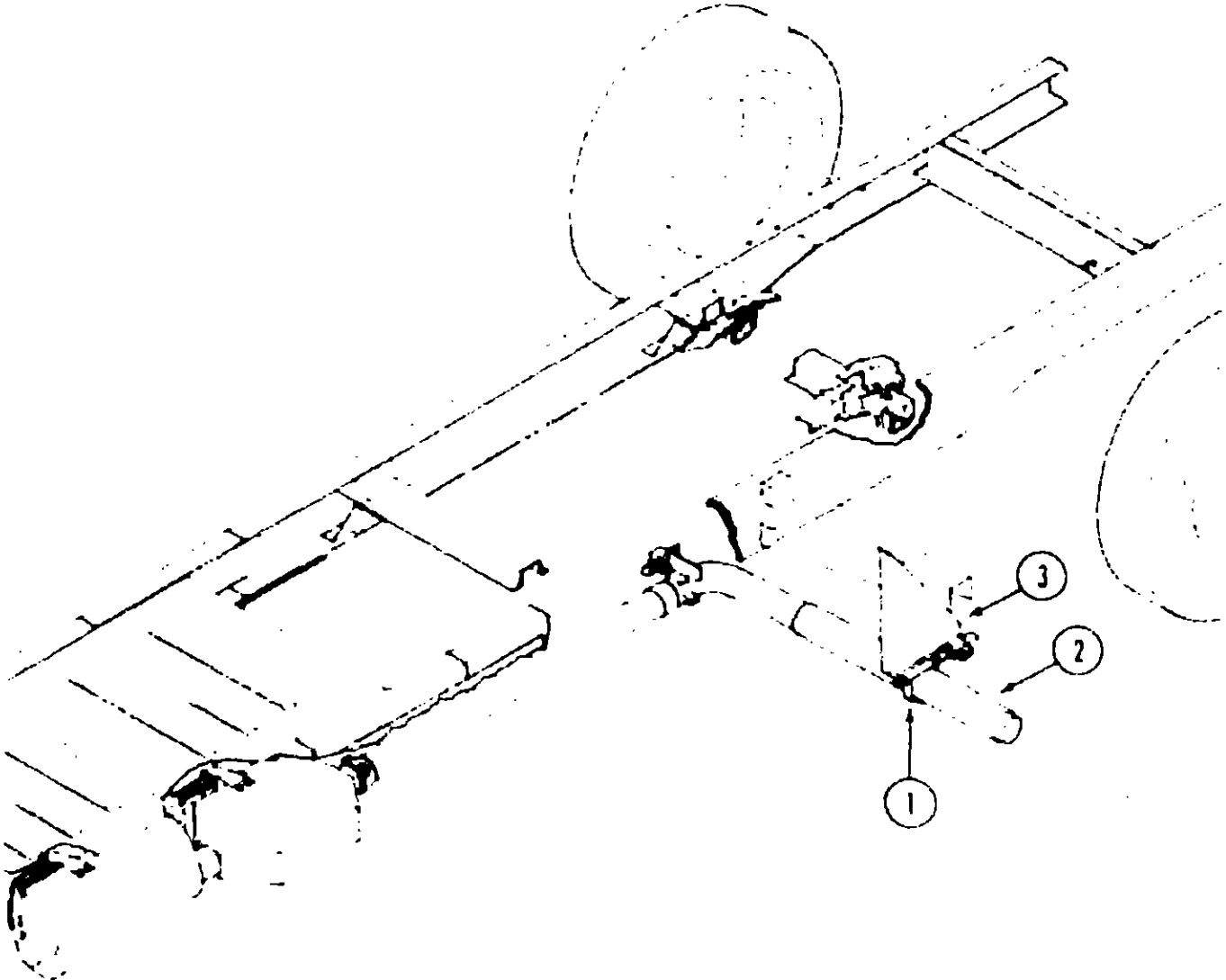
INTRODUCTION	A-01 - A-02
ABBREVIATIONS	A-03
ALPHABETICAL/GROUP REFERENCE	A-04 - A-06
IC/FP32RQ	A-07 - E-08
IC/FP37RQ	E-09 - I-13

1990 IC/FP37RQ INDEX

Floor Plan	E-09 - E-10
Accessories Group	E-11 - E-13
Bath Group	E-14 - E-16
Bedroom Group	E-17 - E-21
Chassis Group	E-22 - F-11
Curtain, Cushion & Pad Group	F-12 - G-03
Dinette Group	G-04 - G-06
Driver's Compartment Group	G-07 - G-11
Electrical Group	G-12 - G-15
Exterior Body Group	G-16 - G-23
Galley Group	G-24 - H-06
Heating & Air Conditioning Group	H-09 - H-11
Interior Finish Group	H-12 - H-13
Labels Group	H-14
LP Group	H-15
Lounge Group	H-16 - H-19
Sealants & Fasteners Group	H-20 - H-21
Water & Sewage Group	H-22 - H-24
Window, Vent & Exterior Door Group	H-25 - I-13



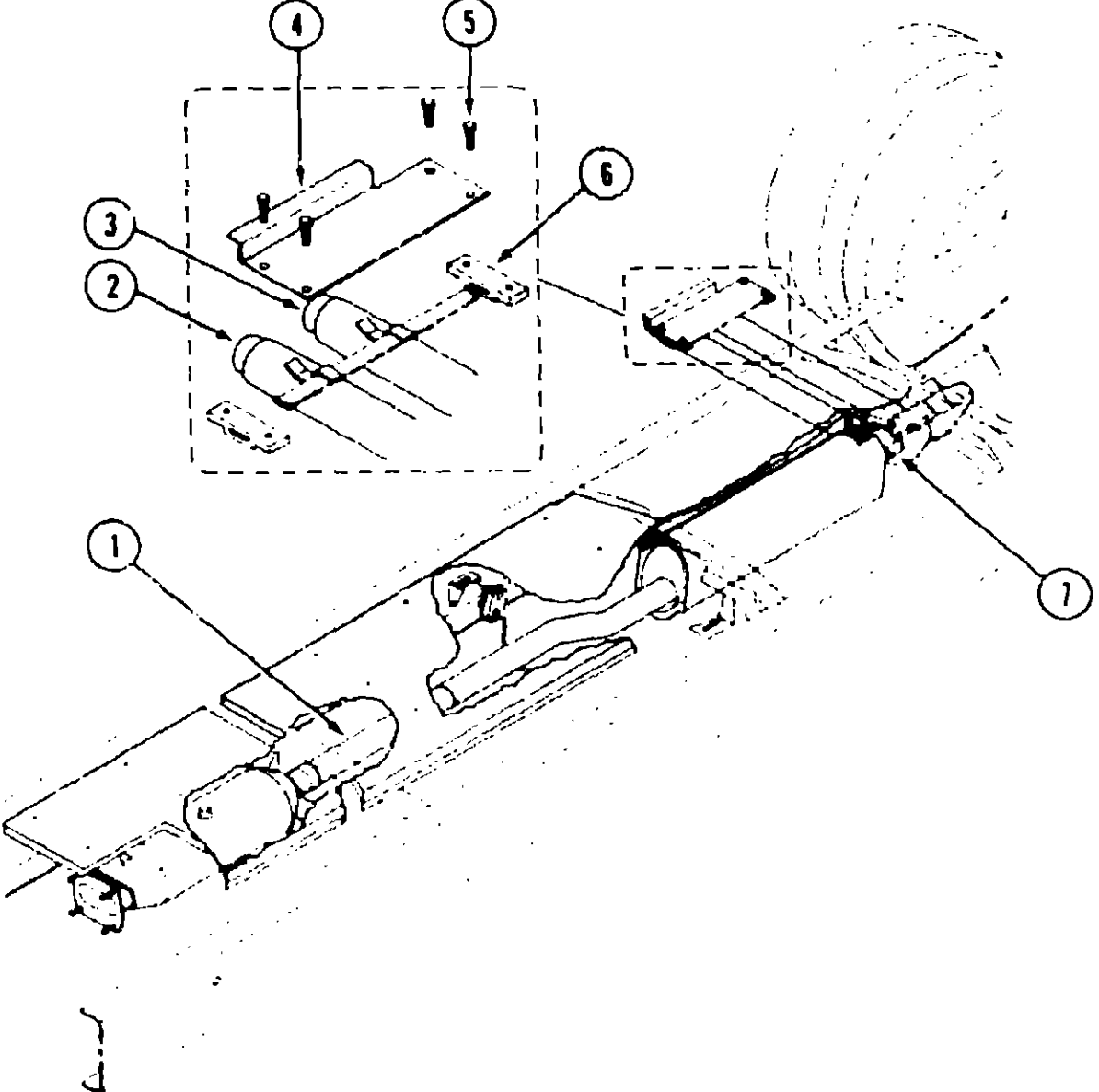
CHASSIS GROUP (CONTINUED)



EXHAUST SYSTEM (CHEVROLET CHASSIS)

Key	Part Number	U/A	Description
1	095190-01-000	EA	Exhaust Hanger
	007125-08-000	EA	Exhaust Clamp - 3"
2	096599-02-000	EA	Exhaust Pipe
3	095223-02-000	EA	Hanger Bracket - Exhaust

CHASSIS GROUP (CONTINUED)



EXHAUST SYSTEM (FORD CHASSIS)

Key	Part Number	U/M	Description
1	100593-02-000	EA	Exhaust Pipe
2	099344-02-000	EA	Exhaust Pipe - Tail - Front
3	099345-02-000	EA	Exhaust Pipe - Tail - Rear
4	096087-03-000	EA	Support Asm - Exhaust
5	000C26-05-20B	EA	Bolt - Hex - 5/16" - #16 - 1 1/4"
6	095190-01-000	EA	Hanger - Exhaust
	096055-02-000	EA	Support Asm - Exhaust Pipe
	094918-03-000	EA	Clamp Asm - Muffler - 2.5" Dia
7	007125-05-000	EA	Clamp Asm - Muffler - 2.0" Dia

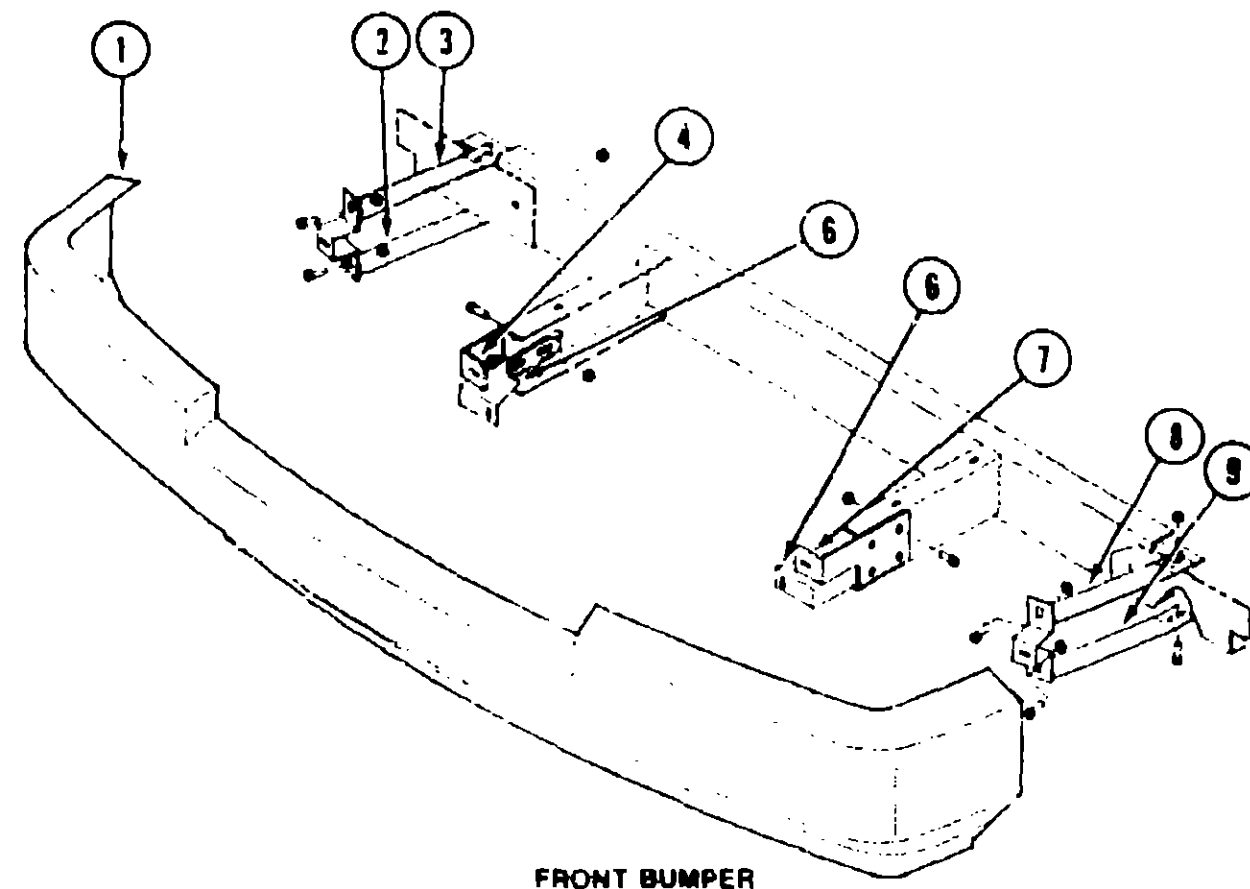
1990 ITASCA  
TABLE OF CONTENTS

INTRODUCTION	A-01 - A-02
ABBREVIATIONS	A-03
ALPHABETICAL/GROUP REFERENCE	A-04 - A-06
IC/FP32RQ	A-07 - E-08
IC/FP37RQ	E-09 - I-13

1990 IC/FP37RQ INDEX

Floor Plan	E-09 - E-10
Accessories Group	E-11 - E-13
Bath Group	E-14 - E-16
Bedroom Group	E-17 - E-21
Chassis Group	E-22 - F-11
Curtain, Cushion & Pad Group	F-12 - G-03
Dinette Group	G-04 - G-06
Driver's Compartment Group	G-07 - G-11
Electrical Group	G-12 - G-15
Exterior Body Group	G-16 - G-23
Galley Group	G-24 - H-03
Heating & Air Conditioning Group	H-04 - H-11
Interior Finish Group	H-12 - H-13
Labels Group	H-14
LP Group	H-15
Lounge Group	H-16 - H-19
Scutants & Fasteners Group	H-20 - H-21
Water & Sewage Group	H-22 - H-24
Window, Vent & Exterior Door Group	H-25 - I-13

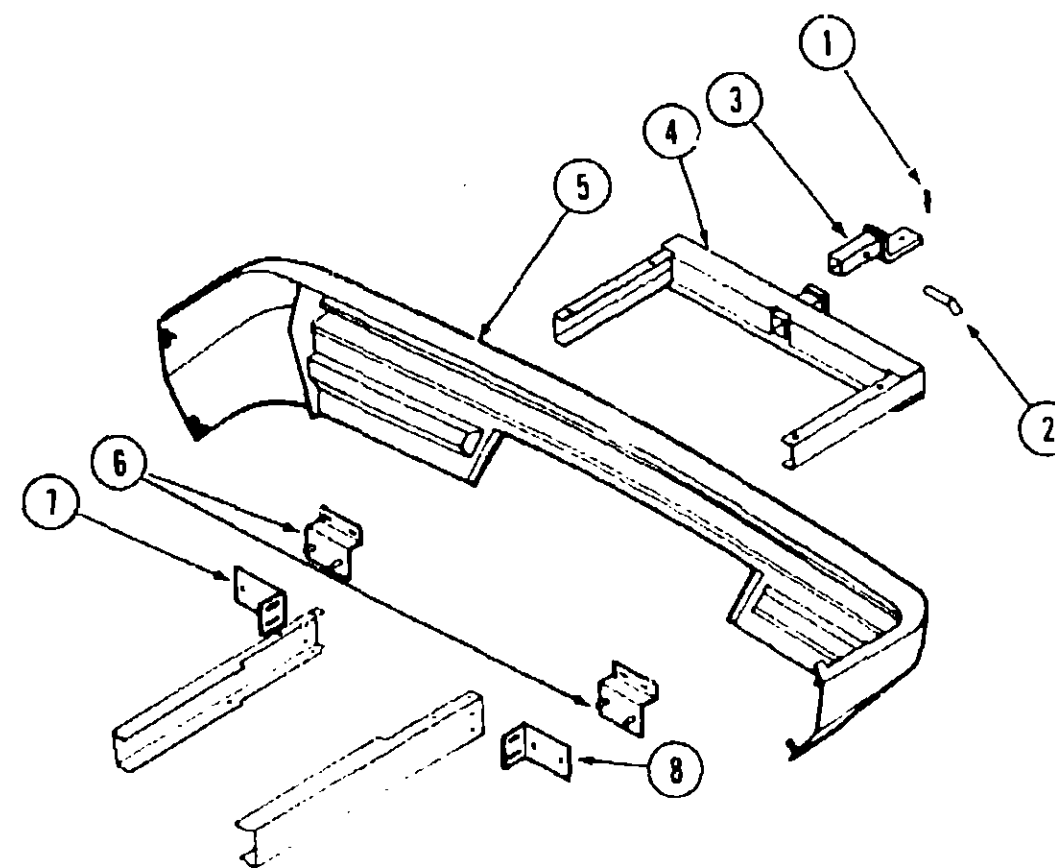
# CHASSIS GROUP (CONTINUED)



FRONT BUMPER

Key	Part Number	U/M	Description
1	M95613-01-AF1	EA	Front Bumper Asm
2	077854-01-000	EA	Bumper Brace - Lower - Passenger Side
3	089039-01-000	EA	Bumper Brace - Upper - Passenger & Driver Side
4	086140-01-000	EA	Bumper Support Bracket - Passenger Side
6	086942-01-000	EA	Fog Lamp Bracket - Driver & Passenger Side
7	086140-02-000	EA	Bumper Support Bracket - Driver Side
8	077853-02-000	EA	Bumper Brace - Upper - Driver Side
9	077854-02-000	EA	Bumper Brace - Lower - Driver Side

# CHASSIS GROUP (CONTINUED)



REAR BUMPER & HITCH

Key	Part Number	U/M	Description
1	034513-01-000	EA	Spring Pin - Hitch - 3/16" Wire
2	034512-01-000	EA	Locking Pin - Drawbar
3	077613-01-000	EA	Drawbar Asm.
4	077617-01-000	EA	Hitch Asm. - w/o Drawbar
5	M94719-01-AF1	EA	Rear Bumper Asm. - Gray
6	086727-02-000	EA	Support Angle (To Bumper)
7	096731-01-000	EA	Support Angle (To Frame) Passenger Side
8	096731-02-000	EA	Support Angle (To Frame) Driver Side
	096458-01-02A	EA	End Cap - Rear Bumper - Passenger Side
	096458-02-02A	EA	End Cap - Rear Bumper - Driver Side

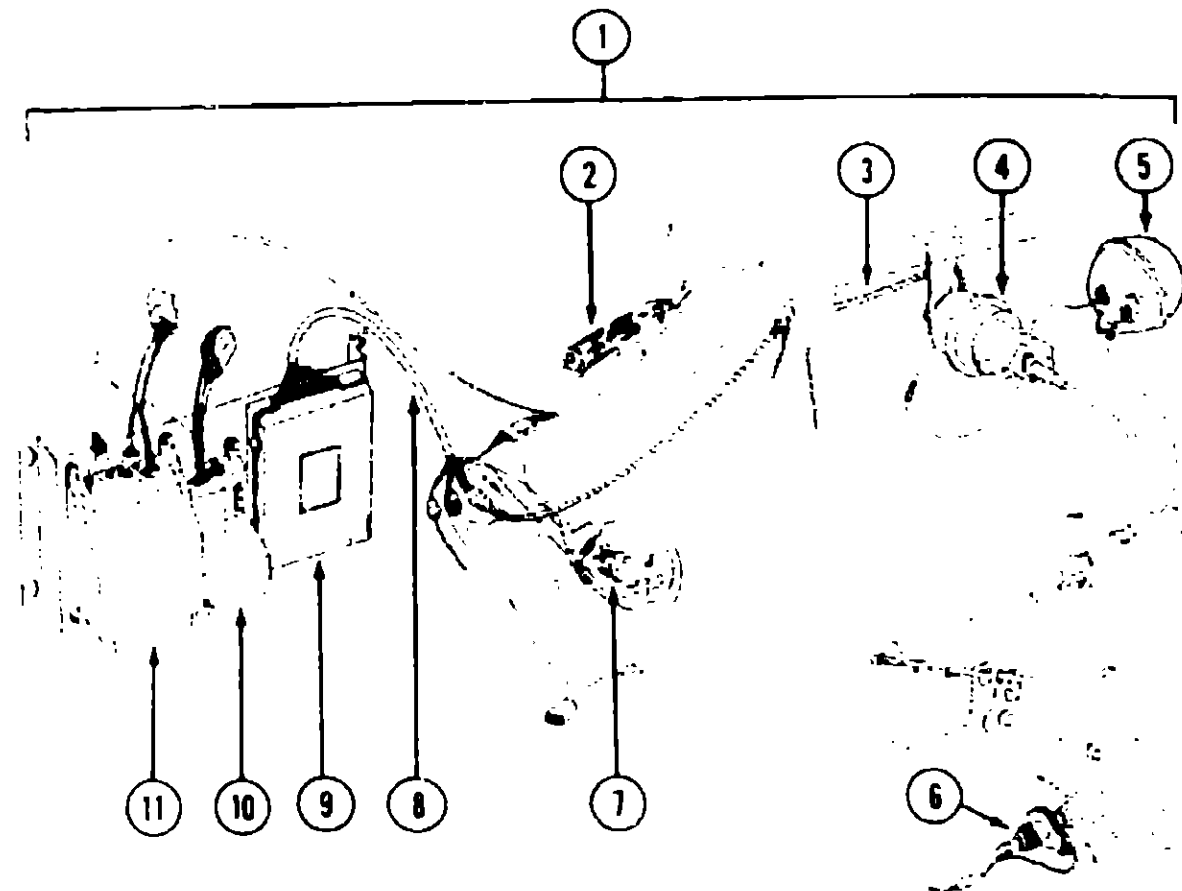
## 1990 ITASCA TABLE OF CONTENTS

INTRODUCTION	A-01 - A-02
ABBREVIATIONS	A-03
ALPHABETICAL/GROUP REFERENCE	A-04 - A-06
IC/FP32RQ	A-07 - E-08
IC/FP37RQ	E-09 - I-13

## 1990 IC/FP37RQ INDEX

Floor Plan	E-09 - E-10
Accessories Group	E-11 - E-13
Bath Group	E-14 - E-16
Bedroom Group	E-17 - E-21
Chassis Group	E-22 - F-11
Curtain, Cushion & Pad Group	F-12 - G-03
Dinette Group	G-04 - G-06
Driver's Compartment Group	G-07 - G-11
Electrical Group	G-12 - G-15
Exterior Body Group	G-16 - G-23
Galley Group	G-24 - H-08
Heating & Air Conditioning Group	H-09 - H-11
Interior Finish Group	H-12 - H-13
Labels Group	H-14
LP Group	H-15
Lounge Group	H-16 - H-19
Sealants & Fasteners Group	H-20 - H-21
Water & Sewage Group	H-22 - H-24
Window, Vent & Exterior Door Group	H-25 - I-13

## CHASSIS GROUP (CONTINUED)



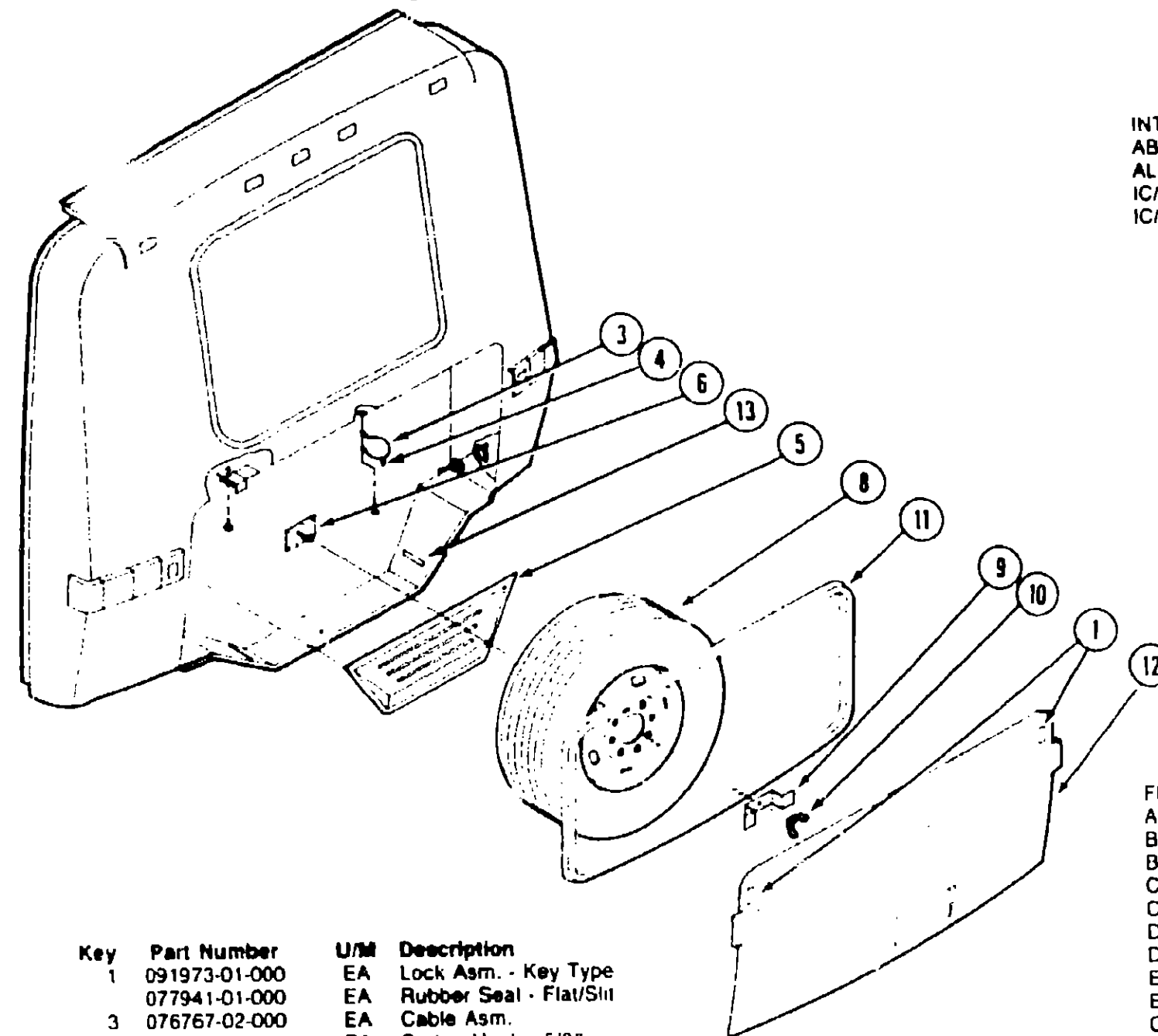
### CRUISE CONTROL (1990 CHEVROLET CHASSIS)

Key	Part Number	U/M	Description
1	094369-03-000	EA	Speed Control - S Stick II TBI
2	094369-01-701	EA	Switch & Lever Asm
3	094369-01-700	EA	Servo & Cable Asm
4	094369-01-706	EA	Servo Only
5	094369-01-705	EA	Vacuum Reservoir
6	069629-01-704	EA	Signal Generator Asm
	069629-01-706	EA	Signal Generator Only
7	083212-01-704	EA	Stop Lamp/Cruise Release Switch
8	083212-04-701	EA	Main Wiring Harness
9	094369-01-702	EA	Regulator Asm. - Electronic
10	094369-01-704	EA	Headlight Dimmer Module Asm
11	091900-01-702	EA	Wiper Control Module
	102362-01-705	EA	Throttle Retainer Clip
	059778-01-710	EA	Tester - Cruise Control w/Harness

F-5

## CHASSIS GROUP (CONTINUED)

### SPARE TIRE & COMPARTMENT



Key	Part Number	U/M	Description
1	091973-01-000	EA	Lock Asm. - Key Type
	077941-01-000	EA	Rubber Seal - Flat/Slit
3	076767-02-000	EA	Cable Asm.
4	072463-01-000	EA	Spring Hook - 5/8"
5	004736-01-01A	EA	Shield - Spare Tire
6	095969-02-000	EA	Support Bracket - Spare Tire
8	007324-04-000	EA	Tire - 8" x 19.5" - Radial - Michelin
	064963-01-000	EA	Rim - Wheel - 19.5" x 6.75"
	077030-02-000	EA	Extension - Valve Stem - 1.25"
	095012-01-000	EA	Extension - Valve Stem - Dual
9	077399-01-000	EA	Retainer - Spare Tire
10	064081-01-000	EA	Wing Nut - 3/8" - Spare Tire
11	100128-01-000	FT	Weather Seal
12	M01990-06-AF1	EA	Cover - Spare Tire - Gray
	077392-01-000	FA	Strike - Latch
	077080-01-000	EA	Angle Support - Pivot
	077381-01-000	EA	Plate - Pivot
	077385-01-000	EA	Pin Asm. - Pivot
	077384-01-000	EA	Plate - Pin
13	077400-01-000	EA	Support - Spare Tire
	077393-01-000	EA	Support Asm. - Strike
	077759-01-000	EA	Spacer - Spare Tire Support
	080208-01-000	EA	Lug Wrench
	080208-02-000	EA	Leverage Bar - Lug Wrench

## 1990 ITASCA TABLE OF CONTENTS

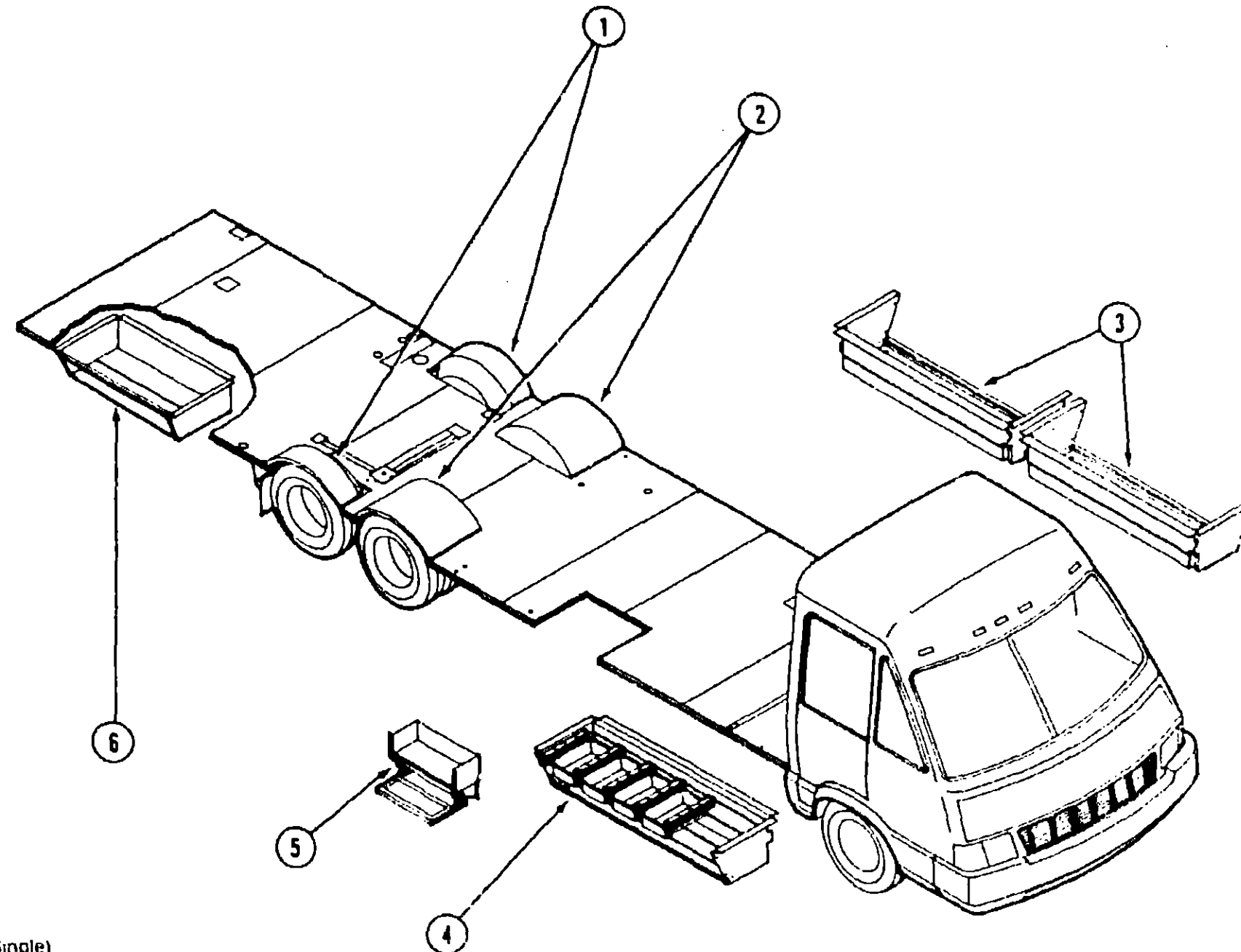
INTRODUCTION	A-01 - A-02
ABBREVIATIONS	A-03
ALPHABETICAL/GROUP REFERENCE	A-04 - A-06
IC/FP32RQ	A-07 - E-08
IC/FP37RQ	E-09 - I-13

### 1990 IC/FP37RQ INDEX

Floor Plan	E-09 - E-10
Accessories Group	E-11 - E-13
Bath Group	E-14 - E-16
Bedroom Group	E-17 - E-21
Chassis Group	E-22 - F-11
Curtain, Cushion & Pad Group	F-12 - G-03
Dinette Group	G-04 - G-06
Driver's Compartment Group	G-07 - G-11
Electrical Group	G-12 - G-15
Exterior Body Group	G-16 - G-23
Galley Group	G-24 - H-08
Heating & Air Conditioning Group	H-09 - H-11
Interior Finish Group	H-12 - H-13
Labels Group	H-14
LP Group	H-15
Lounge Group	H-16 - H-19
Sealants & Fasteners Group	H-20 - H-21
Water & Sewage Group	H-22 - H-24
Window, Vent & Exterior Door Group	H-25 - I-13

F-6

# **CHASSIS GROUP (CONTINUED)** **STORAGE COMPARTMENTS & WHEELWELLS**



Key	Part Number	U/M	Description
1	084488-01-000	EA	Rear Wheel Well (Single)
2	075758-01-000	EA	Rear Wheel Well (Dual)
3	084564-01-000	EA	Storage Compartment (used till 01-01-90)
3	084564-07-000	EA	Storage Compartment (Used after 01-02-90)
4	084564-02-000	EA	Storage Compartment
5	094708-01-01A	EA	Electric Step Asm.
6	085068-01-000	EA	Storage Compartment Asm.
	087473-01-000	FT	Neoprene Bulb Seal
	098050-01-000	EA	Sewer Compartment Asm.
	102596-01-000	EA	Mud Flap - Front Wheel
	017516-01-000	EA	Mud Flap - Rear Wheel

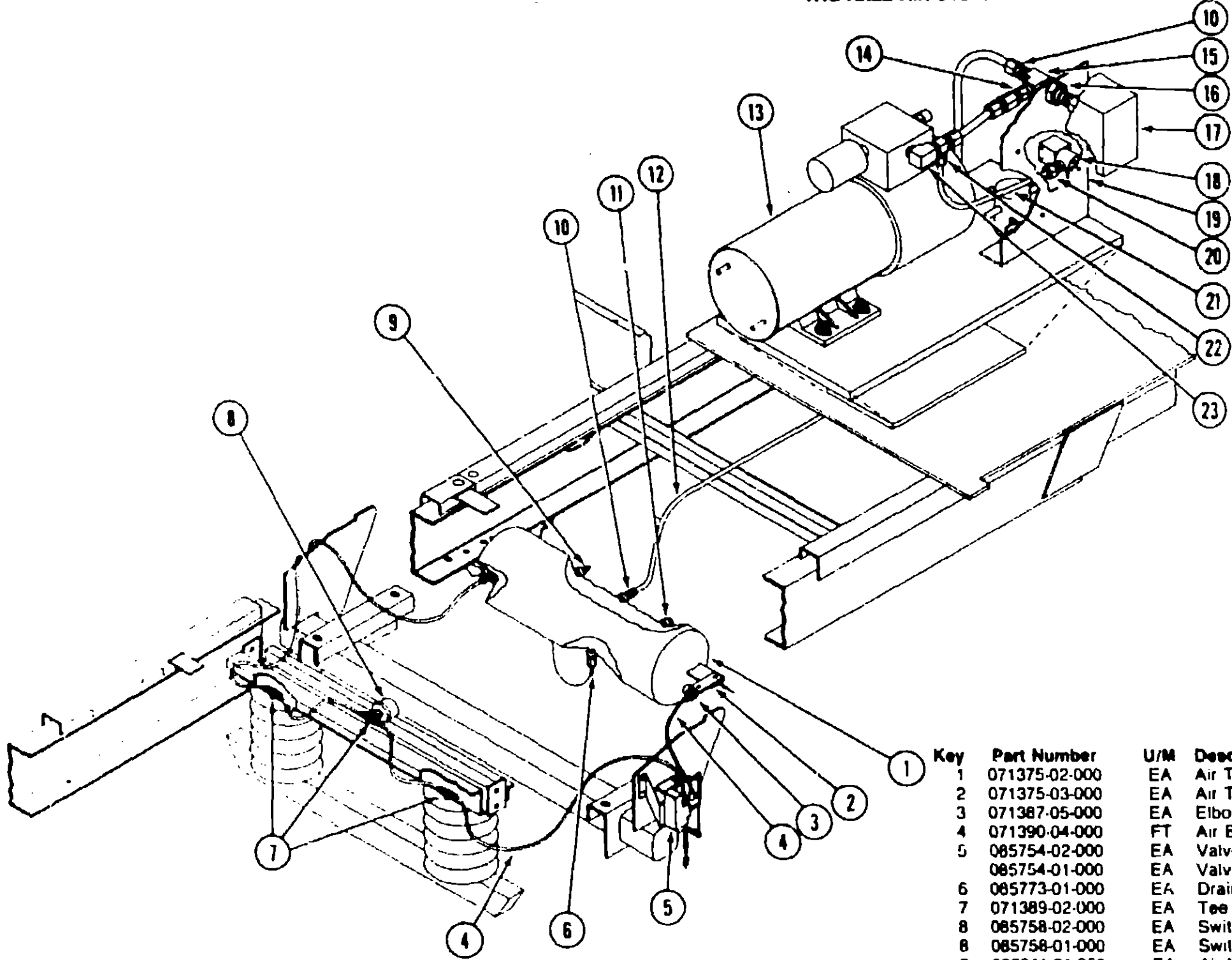
## **1990 ITASCA** **TABLE OF CONTENTS**

INTRODUCTION	A-01 - A-02
ABBREVIATIONS	A-03
ALPHABETICAL/GROUP REFERENCE	A-04 - A-06
IC/FP32RQ	A-07 - E-08
IC/FP37RQ	E-09 - I-13

## **1990 IC/FP37RQ INDEX**

Floor Plan	E-09 - E-10
Accessories Group	E-11 - E-13
Bath Group	E-14 - E-16
Bedroom Group	E-17 - E-21
Chassis Group	E-22 - F-11
Curtain, Cushion & Pad Group	F-12 - G-03
Dinette Group	G-04 - G-06
Driver's Compartment Group	G-07 - G-11
Electrical Group	G-12 - G-15
Exterior Body Group	G-16 - G-23
Galley Group	G-24 - H-08
Heating & Air Conditioning Group	H-09 - H-11
Interior Finish Group	H-12 - H-13
Labels Group	H-14
LP Group	H-15
Lounge Group	H-16 - H-19
Sealants & Fasteners Group	H-20 - H-21
Water & Sewage Group	H-22 - H-24
Window, Vent & Exterior Door Group	H-25 - I-13

# CHASSIS GROUP (CONTINUED) TAG AXLE AIR SYSTEM



Key	Part Number	U/M	Description
1	071375-02-000	EA	Air Tank
2	071375-03-000	EA	Air Tank Mount Isolator Pad
3	071387-05-000	EA	Elbow - Male
4	071390-04-000	FT	Air Brake Tubing - 1/4" OD - Black
5	085754-02-000	EA	Valve Asm. - Height Control (Driver Side)
	085754-01-000	EA	Valve Asm. - Height Control (Passenger Side)
6	085773-01-000	EA	Drain Valve - Air Tank
7	071389-02-000	EA	Tee - Male
8	085758-02-000	EA	Switch Asm. (Low Air) (Ford)
8	085758-01-000	EA	Switch Asm. (Low Air) (Chevy)
9	086241-01-000	EA	Air Valve
10	071386-04-000	EA	Connector - Male
11	071392-03-000	EA	Hex Head Plug
12	071390-03-000	FT	Air Brake Tubing - 3/8" OD - Red
13	085761-02-000	EA	Air Compressor - 12V
14	085756-01-000	EA	Check Valve
15	085765-01-000	EA	Tee - Street
16	071374-03-000	EA	Bulkhead Fitting
17	085757-01-000	EA	Pressure Control Switch
18	085755-01-000	EA	Air Solenoid Valve
19	085375-01-000	EA	Mounting Bracket
20	071386-03-000	EA	Connector - Male
21	071390-03-000	FT	Air Brake Tubing - 3/8"
22	085763-01-000	EA	Tee - Male
23	095624-01-000	EA	Elbow - 90°

F-9

## 1990 ITASCA TABLE OF CONTENTS

INTRODUCTION	A-01 - A-02
ABBREVIATIONS	A-03
ALPHABETICAL/GROUP REFERENCE	A-04 - A-06
IC/FP32RQ	A-07 - E-08
IC/FP37RQ	E-09 - I-13

## 1990 IC/FP37RQ INDEX

Floor Plan	E-09 - E-10
Accessories Group	E-11 - E-13
Bath Group	E-14 - E-16
Bedroom Group	E-17 - E-21
Chassis Group	F-22 - F-11
Curtain, Cushion & Pad Group	F-12 - G-03
Dinette Group	G-04 - G-06
Driver's Compartment Group	G-07 - G-11
Electrical Group	G-12 - G-15
Exterior Body Group	G-16 - G-23
Galley Group	G-24 - H-08
Heating & Air Conditioning Group	H-09 - H-11
Interior Finish Group	H-12 - H-13
Labels Group	H-14
LP Group	H-15
Lounge Group	H-16 - H-19
Sealants & Fasteners Group	H-20 - H-21
Water & Sewage Group	H-22 - H-24
Window, Vent & Exterior Door Group	H-25 - I-13

F-10

## CHASSIS GROUP (CONTINUED)

## TAG AXLE ASSEMBLY (FORD)

Key	Part Number	U/M	Description
	098439-01-000	EA	Tag Axle - Ford, Complete
	098439-02-000	EA	Axle Mounting Kit - Ford Tag
	098439-02-700	EA	Hub & Drum w/Cups Lt. & Rt. Ford
	098439-03-000	EA	Outrigger Mounting Kit - Ford Tag
	098439-04-000	EA	Tag Axle - Ford Suspension - Air
	098439-04-700	EA	Air Spring Bellows

## TAG AXLE ASSEMBLY (CHEVROLET)

Key	Part Number	U/M	Description
	085750-02-000	EA	Axle - Tag, TOR/RUB w/Surelube
	085750-02-700	EA	Hub & Drum w/Cups
	085750-02-701	EA	Outer Bearing Cone
	085750-02-702	EA	Dust Cover w/Zerk
	085750-01-700	EA	Magnet Kit (Oval)
	085750-01-701	EA	Shoe & Linings (F/1 Brake)
	085750-01-703	EA	Inner Bearing Cone
	085750-01-705	EA	Grease Seal
	085750-01-707	EA	Bearing Grease
	085750-01-708	EA	Brake R.H. 12 x 2
	085750-01-709	EA	Brake L.H. 12 x 2
	085750-01-710	EA	Wheel Nut
	085750-01-711	EA	Air Spring
	085750-01-712	EA	Spring Bushing
	085750-01-713	EA	Crossmember
	085750-01-714	EA	Transverse Rod
	085750-01-715	EA	Transverse Rod Bushing
	085750-01-716	EA	Straddle Pin
	085750-01-717	EA	Air Spring Beam
	085750-01-718	EA	Spring Stirrup Bolt
	085750-01-719	EA	Spring Stirrup Nut
	085750-01-720	EA	Spring Stirrup
	085750-01-721	EA	Frame Mounting Bracket (RH)
	085750-01-722	EA	Frame Mounting Bracket (LH)
	085750-01-723	EA	Magnet Kit (Round)
	085750-01-724	EA	Lever - Brake Act. RH (Round)
	085750-01-725	EA	Lever - Brake Act. LH (Round)

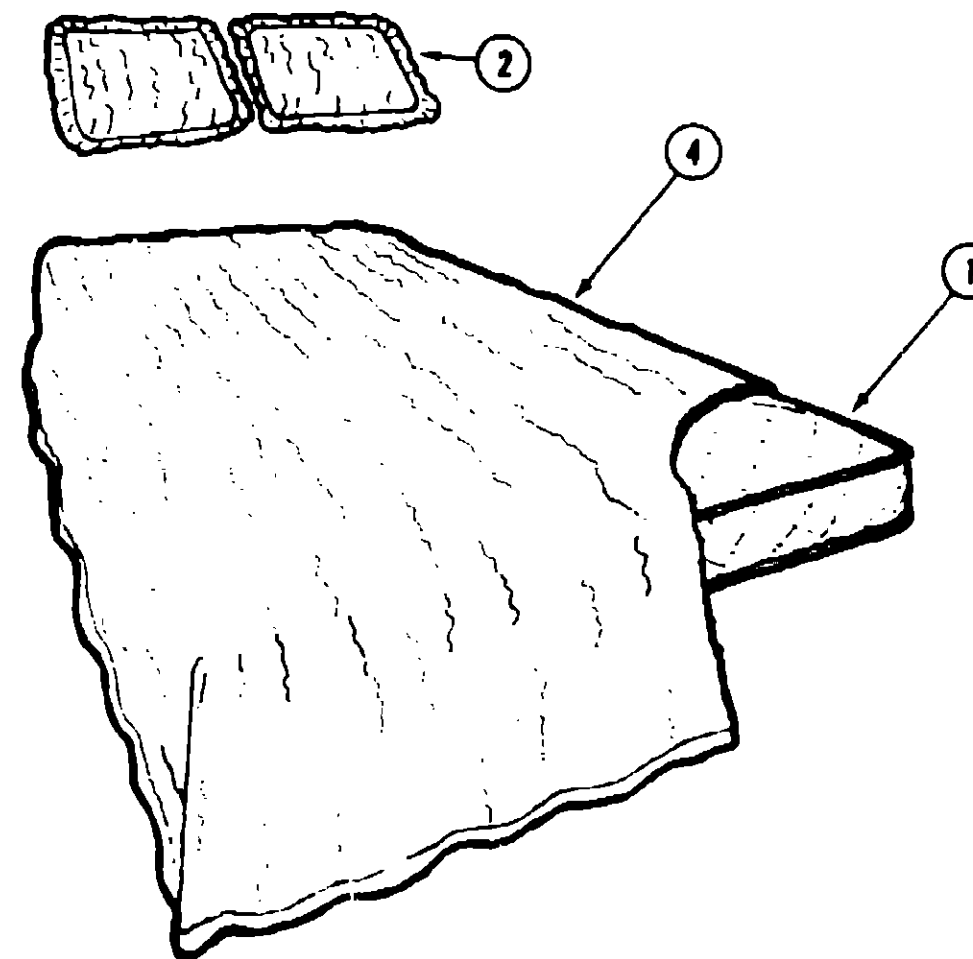
## CHROME WHEEL LINERS (CHEVROLET)

Key	Part Number	U/M	Description
	091209-01-000	EA	Wheel Liner - Chrome - 19.5" (Set/4)
	091209-02-000	EA	Wheel Liner - Chrome - 19.5" (set/2) (Tag Axle)
	091209-01-700	EA	Wheel Liner - Chrome - 19.5" - Front
	091209-01-701	EA	Wheel Liner - Chrome - 19.5" - Rear
	091209-01-702	EA	Axle Cover - 10 Lug - Front
	091209-06-703	EA	Cover - Lug Nut
	077030-02-000	EA	Valve Stem Extension - 1.25"
	095012-03-000	EA	Valve Stem Extension - Dual Wheel

## CHROME WHEEL LINERS (FORD)

Key	Part Number	U/M	Description
	091209-08-000	EA	Wheel Liner - Chrome - 16" (Set/4)
	091209-09-000	EA	Wheel Liner - Chrome - 16" (set/2) (Tag Axle)
	091209-08-700	EA	Wheel Liner - Chrome - 16" - Front
	091209-08-701	EA	Wheel Liner - Chrome - 16" - Rear
	091209-01-702	EA	Axle Cover - 10 Lug - 16" - Rear
	091209-08-704	EA	Cover - Lug Nut
	077030-02-000	EA	Valve Stem Extension - 1.25"
	095012-03-000	EA	Valve Stem Extension - Dual Wheel

## CURTAIN, CUSHION &amp; PAD GROUP



## QUEEN BED

Key	Part Number	U/M	Description
1	098176-04-000	EA	Innerspring Mattress
2	081997-05-AF1	EA	Pillow Sham
2	081997-05-AF2	EA	Pillow Sham
2	081997-05-AF3	EA	Pillow Sham
4	092371-03-AF1	EA	Fitted Bedspread - w/Ruffles
4	092371-03-AF2	EA	Fitted Bedspread - w/Ruffles
4	092371-03-AF3	EA	Fitted Bedspread - w/Ruffles
	088273-32-000	YD	Fabric (AF1)
	088273-35-000	YD	Fabric (AF2)
	088273-36-000	YD	Fabric (AF3)

## TWIN BED

Key	Part Number	U/M	Description
1	098176-01-000	EA	Mattress - Innerspring - 32" x 74" x 7.75"
2	081997-05-AF1	EA	Pillow Sham
2	081997-05-AF2	EA	Pillow Sham
2	081997-05-AF3	EA	Pillow Sham
4	092371-08-AF1	EA	Bedspread Asm. - Fitted - 33" x 75" - Passenger Side
4	092371-08-AF2	EA	Bedspread Asm. - Fitted - 33" x 75" - Passenger Side
4	092371-08-AF3	EA	Bedspread Asm. - Fitted - 33" x 75" - Passenger Side
4	092371-09-AF1	EA	Bedspread Asm. - Fitted - 33" x 75" - Driver Side
4	092371-09-AF2	EA	Bedspread Asm. - Fitted - 33" x 75" - Driver Side
4	092371-09-AF3	EA	Bedspread Asm. - Fitted - 33" x 75" - Driver Side
	088273-32-000	YD	Fabric (AF1)
	088273-35-000	YD	Fabric (AF2)
	088172-36-000	YD	Fabric (AF3)

1990 ITASCA  
TABLE OF CONTENTS

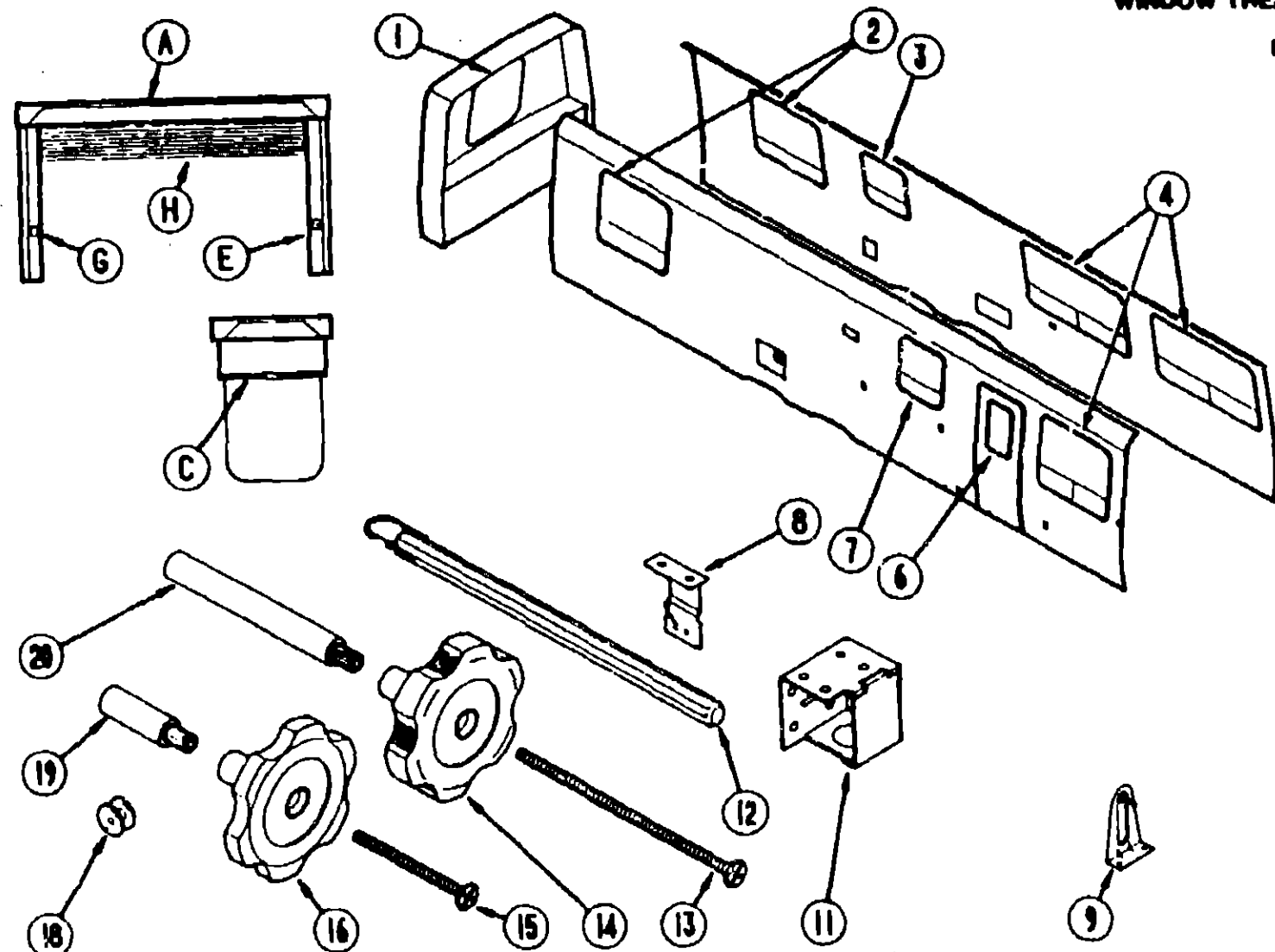
INTRODUCTION	A-01 - A-02
ABBREVIATIONS	A-03
ALPHABETICAL/GROUP REFERENCE	A-04 - A-08
IC/FP32RQ	A-07 - E-08
IC/FP37RQ	E-09 - I-13

## 1990 IC/FP37RQ INDEX

Floor Plan	E-09 - E-10
Accessories Group	E-11 - E-13
Bath Group	E-14 - E-16
Bedroom Group	E-17 - E-21
Chassis Group	E-22 - F-11
Curtain, Cushion & Pad Group	F-12 - G-03
Dinette Group	G-04 - G-06
Driver's Compartment Group	G-07 - G-11
Electrical Group	G-12 - G-15
Exterior Body Group	G-16 - G-23
Galley Group	G-24 - H-08
Heating & Air Conditioning Group	H-09 - H-11
Interior Finish Group	H-12 - H-13
Labels Group	H-14
LP Group	H-15
Lounge Group	H-16 - H-19
Sealants & Fasteners Group	H-20 - H-21
Water & Sewage Group	H-22 - H-24
Window, Vent & Exterior Door Group	H-25 - I-13

CURTAIN, CUSHION & PAD GROUP (CONTINUED)

WINDOW TREATMENT



Key	Part Number	U/M	Description
3	073304-45-AF1	EA	Curtain - Snap Top - 30" x 9" (AC3)
3	073304-45-AF2	EA	Curtain - Snap Top - 30" x 9"
3H	083475-29-08A	EA	Mini Blind - 28" x 27.5" Drop
4E	089058-41-AF1	EA	Window Leg - w/Wood Trim - Right Side
4E	089058-41-AF2	EA	Window Leg - w/Wood Trim - Right Side
4E	089058-41-AF3	EA	Window Leg - w/Wood Trim - Right Side
4G	089058-42-AF1	EA	Window Leg - w/Wood Trim - Left Side
4G	089058-42-AF2	EA	Window Leg - w/Wood Trim - Left Side
4G	089058-42-AF3	EA	Window Leg - w/Wood Trim - Left Side
4H	083475-27-04A	EA	Blind - Day/Nighter - 57.5" x 35" Drop
6C	084755-57-AB6	EA	Shade Asm. - 27.25"
6	048394-02-000	YD	Velcro - Hook Tape
6	088792-02-000	YD	Velcro - Loop Tape
7	083475-28-05A	EA	Mini Blind - 28" x 28" Drop
8	084434-01-000	EA	Roller Shade Bracket
9	085591-01-000	EA	Hold Down Bracket - Blind
11	083170-01-000	EA	Blind Mounting Bracket - Right Side (Shown) Clear Plastic
	083170-02-000	EA	Blind Mounting Bracket - Left Side - Clear Plastic
12	093475-01-700	EA	Wand w/Metal Clip - 8"
13	089371-01-000	EA	Screw - Window Knob (Zinc)
14	067052-02-000	EA	Window Knob (Beige)
15	009439-07-000	EA	Screw - Window Knob (Black)
16	009439-05-000	EA	Window Knob - Black
18	087592-01-000	EA	Hold Down Adjuster - Blind
19	009439-08-000	EA	Extension - Window Knob (Black)
20	090025-01-000	EA	Extension - Window Knob
	096008-12-000	YD	Leg Fabric (AF1) (Window 4)
	096008-27-000	YD	Leg Fabric (AF2) (Window 4)
	096008-26-000	YD	Leg Fabric (AF3) (Window 4)
	088273-32-000	YD	Valance & Leg Fabric (AF1) (Windows 1,2)
	088273-35-000	YD	Valance & Leg Fabric (AF2) (Windows 1,2)
	088273-36-000	YD	Valance & Leg Fabric (AF3) (Windows 1,2)

Key	Part Number	U/M	Description
1A	096937-01-AF1	EA	Valance - Fabric - 58"
1A	096937-01-AF2	EA	Valance - Fabric - 58"
1A	096937-01-AF3	EA	Valance - Fabric - 58"
1E	089058-65-AF1	EA	Window Leg - Fabric - Right Side
1E	089058-65-AF2	EA	Window Leg - Fabric - Right Side
1E	089058-65-AF3	EA	Window Leg - Fabric - Right Side
1G	089058-66-AF1	EA	Window Leg - Fabric - Left Side
1G	089058-66-AF2	EA	Window Leg - Fabric - Left Side
1G	089058-66-AF3	EA	Window Leg - Fabric - Left Side
1H	096803-01-AF1	EA	Blind - 32.5" x 36" - E-Z Lift Day/Nighter
1H	096803-01-AF2	EA	Blind - 32.5" x 36" - E-Z Lift Day/Nighter
1H	096803-01-AF3	EA	Blind - 32.5" x 36" - E-Z Lift Day/Nighter
2A	096937-02-AF1	EA	Valance - Fabric - 153"
2A	096937-02-AF2	EA	Valance - Fabric - 153"
2A	096937-02-AF3	EA	Valance - Fabric - 153"
2E	089058-67-AF1	EA	Window Leg - Fabric - Right Side
2E	089058-67-AF2	EA	Window Leg - Fabric - Right Side
2E	089058-67-AF3	EA	Window Leg - Fabric - Right Side
2G	089058-68-AF1	EA	Window Leg - Fabric - Left Side
2G	089058-68-AF2	EA	Window Leg - Fabric - Left Side
2G	089058-68-AF3	EA	Window Leg - Fabric - Left Side
2H	096803-02-AF1	EA	Blind - Day/Nighter - 39" x 35" Drop
2H	096803-02-AF2	EA	Blind - Day/Nighter - 39" x 35" Drop
2H	096803-02-AF3	EA	Blind - Day/Nighter - 39" x 35" Drop

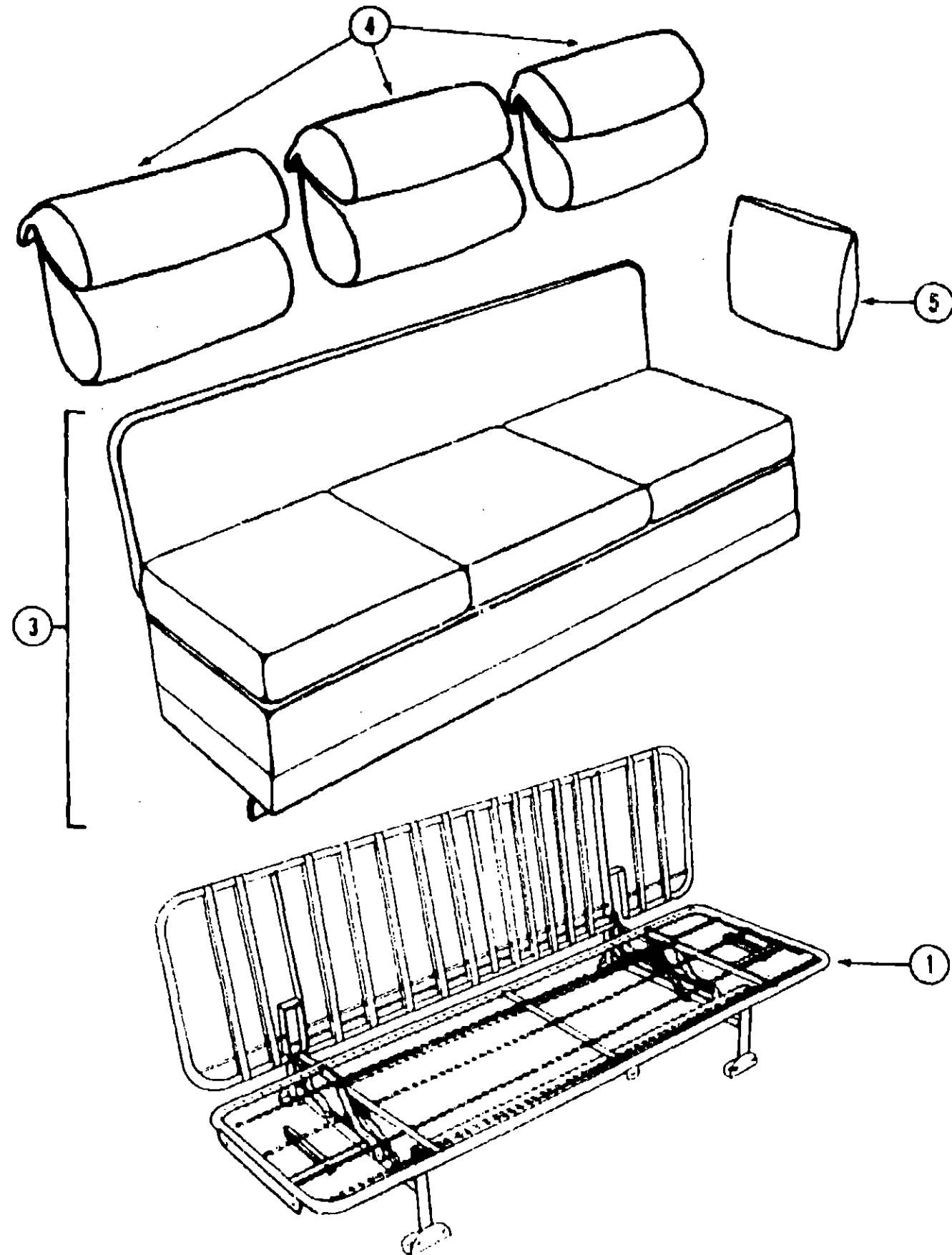
1990 ITASCA  
TABLE OF CONTENTS

INTRODUCTION	A-01 - A-02
ABBREVIATIONS	A-03
ALPHABETICAL/GROUP REFERENCE	A-04 - A-06
IC/FP32RQ	A-07 - E-08
IC/FP37RQ	E-09 - I-13

1990 IC/FP37RQ INDEX

Floor Plan	E-09 - E-10
Accessories Group	E-11 - E-13
Bath Group	E-14 - E-16
Bedroom Group	E-17 - E-21
Chassis Group	E-22 - F-11
Curtain, Cushion & Pad Group	F-12 - G-03
Dinette Group	G-04 - G-06
Driver's Compartment Group	G-07 - G-11
Electrical Group	G-12 - G-15
Exterior Body Group	G-16 - G-23
Galley Group	G-24 - H-08
Heating & Air Conditioning Group	H-09 - H-11
Interior Finish Group	H-12 - H-13
Labels Group	H-14
LP Group	H-15
Lounge Group	H-16 - H-19
Sealants & Fasteners Group	H-20 - H-21
Water & Sewage Group	H-22 - H-24
Window, Vent & Exterior Door Group	H-25 - I-13

CURTAIN, CUSHION & PAD GROUP (CONTINUED)



SOFA BED

Key	Part Number	U/M	Description
1	079386-01-000	EA	Frame Asm. - Sofa Bed
3	098838-01-AF1	EA	Sofa Bed Asm.
3	098838-01-AF2	EA	Sofa Bed Asm.
3	098838-01-AF3	EA	Sofa Bed Asm.
	M98838-01-AF1	EA	Sofa Bed Cover
	M98838-01-AF2	EA	Sofa Bed Cover
	M98838-01-AF3	EA	Sofa Bed Cover
4	098001-01-AF1	EA	Cushion Asm.
4	098001-01-AF2	EA	Cushion Asm.
4	098001-01-AF3	EA	Cushion Asm.
	M98001-01-AF1	EA	Cushion Cover
	M98001-01-AF2	EA	Cushion Cover
	M98001-01-AF3	EA	Cushion Cover
5	085060-04-AF1	EA	Throw Pillow
5	085060-10-AF2	EA	Throw Pillow
5	085060-10-AF3	EA	Throw Pillow
	096008-11-000	YD	Sofa Fabric (AF1)
	096008-10-000	YD	Sofa Fabric (AF2)
	096008-09-000	YD	Sofa Fabric (AF3)
	096008-12-000	YD	Fabric - Square Pillow (AF1)
	096008-10-000	TD	Fabric - Square Pillow (AF2)
	104233-09-000	YD	Fabric - Square Pillow (AF3)

1990 ITASCA  
TABLE OF CONTENTS

INTRODUCTION	A-01 - A-02
ABBREVIATIONS	A-03
ALPHABETICAL/GROUP REFERENCE	A-04 - A-06
IC/FP32RQ	A-07 - E-08
IC/FP37RQ	E-09 - I-13

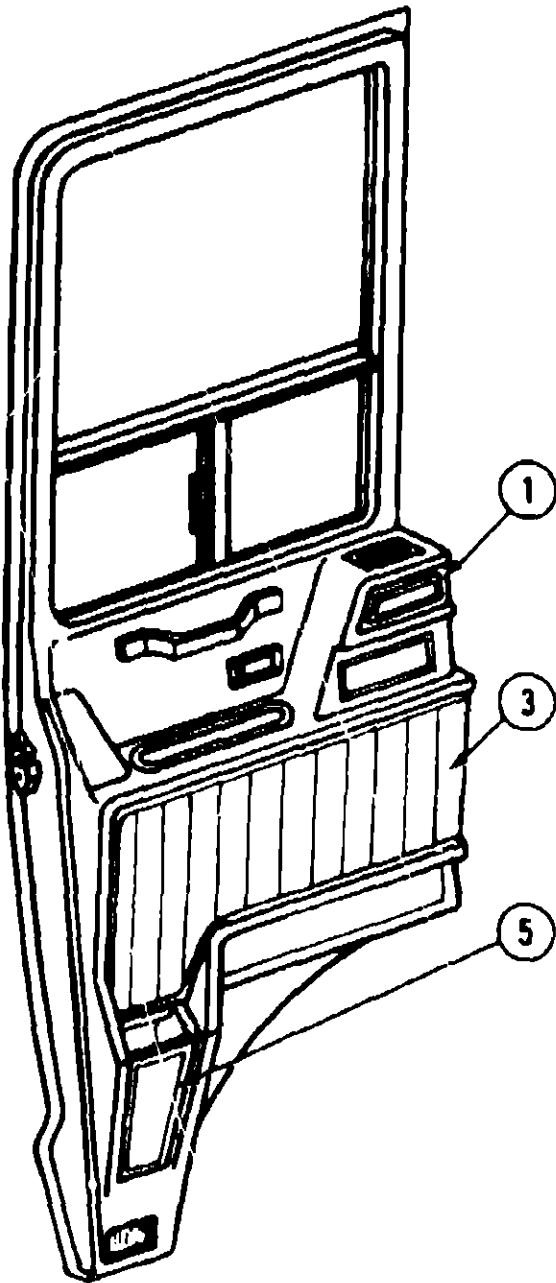
1990 IC/FP37RQ INDEX

Floor Plan	E-09 - E-10
Accessories Group	E-11 - E-13
Bath Group	E-14 - E-16
Bedroom Group	E-17 - E-21
Chassis Group	E-22 - F-11
Curtain, Cushion & Pad Group	F-12 - G-03
Dinette Group	G-04 - G-06
Driver's Compartment Group	G-07 - G-11
Electrical Group	G-12 - G-15
Exterior Body Group	G-16 - G-23
Galley Group	G-24 - H-08
Heating & Air Conditioning Group	H-09 - H-11
Interior Finish Group	H-12 - H-13
Labels Group	H-14
LP Group	H-15
Lounge Group	H-16 - H-19
Sealants & Fasteners Group	H-20 - H-21
Water & Sewage Group	H-22 - H-24
Window, Vent & Exterior Door Group	H-25 - I-13



CURTAIN, CUSHION & PAD GROUP (CONTINUED)

PADDED INSERTS



Key	Part Number	U/M	Description
1	089104-04-X21	EA	Insert - Upper Door Pad - Driver (AF1)
1	089104-04-AF2	EA	Insert - Upper Door Pad - Driver
1	089104-05-AF3	EA	Insert - Upper Door Pad - Driver
	089104-03-X21	EA	Insert - Upper Door Pad - Passenger (AF1)
	089104-03-AF2	EA	Insert - Upper Door Pad - Passenger
	089104-03-AF3	EA	Insert - Upper Door Pad - Passenger
3	089105-04-X21	EA	Insert - Lower Door Pad - Driver (AF1)
3	089105-04-AF2	EA	Insert - Lower Door Pad - Driver
3	089105-04-AF3	EA	Insert - Lower Door Pad - Driver
	089105-03-X21	EA	Insert - Lower Door Pad - Passenger (AF1)
	089105-03-AF2	EA	Insert - Lower Door Pad - Passenger
	089105-03-AF3	EA	Insert - Lower Door Pad - Passenger
5	089106-04-X21	EA	Insert - Map Pocket - Driver (AF1)
5	089106-04-AF2	EA	Insert - Map Pocket - Driver
5	089106-04-AF3	EA	Insert - Map Pocket - Driver
	089106-03-X21	EA	Insert - Map Pocket - Passenger (AF1)
	089106-03-AF2	EA	Insert - Map Pocket - Passenger
	089106-03-AF3	EA	Insert - Map Pocket - Passenger
	089112-04-X21	EA	Insert - Front Overhead (Sunvisor) - Driver (AF1)
	089112-04-AF2	EA	Insert - Front Overhead (Sunvisor) - Driver
	089112-04-AF3	EA	Insert - Front Overhead (Sunvisor) - Driver
	089112-03-X21	EA	Insert - Front Overhead (Sunvisor) - Passenger (AF1)
	089112-03-AF2	EA	Insert - Front Overhead (Sunvisor) - Passenger
	089112-03-AF3	EA	Insert - Front Overhead (Sunvisor) - Passenger
	089111-02-X21	EA	Insert - Interior Cap - Center (AF1)
	089111-02-AF2	EA	Insert - Interior Cap - Center
	089111-02-AF3	EA	Insert - Interior Cap - Center

1990 ITASCA  
TABLE OF CONTENTS

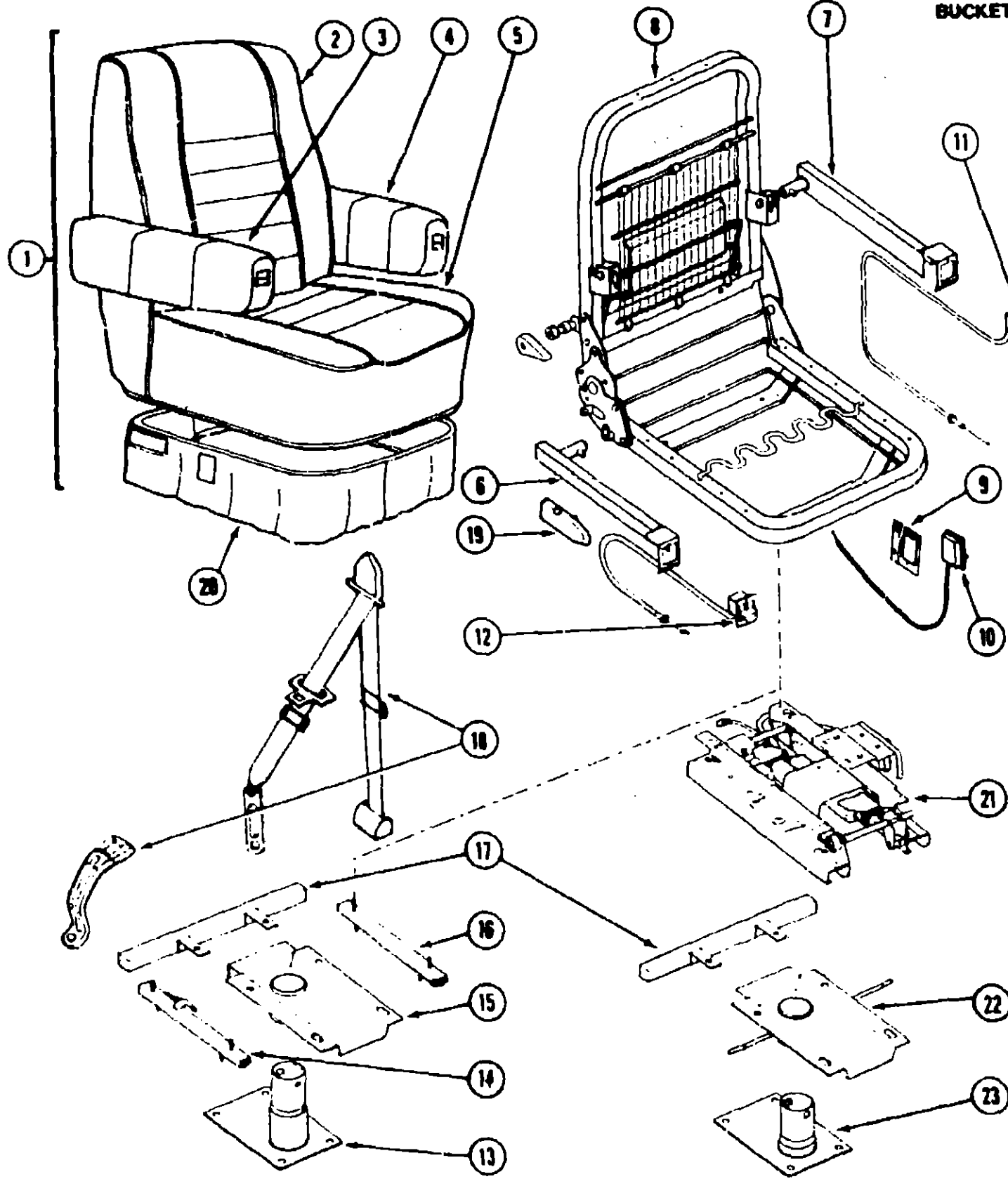
INTRODUCTION	A-01 - A-02
ABBREVIATIONS	A-03
ALPHABETICAL/GROUP REFERENCE	A-04 - A-06
IC/FP32RQ	A-07 - E-08
IC/FP37RQ	E-09 - I-13

1990 IC/FP37RQ INDEX

Floor Plan	E-09 - E-10
Accessories Group	E-11 - E-13
Bath Group	E-14 - E-16
Bedroom Group	E-17 - E-21
Chassis Group	E-22 - F-11
Curtain, Cushion & Pad Group	F-12 - G-03
Dinette Group	G-04 - G-06
Driver's Compartment Group	G-07 - G-11
Electrical Group	G-12 - G-15
Exterior Body Group	G-16 - G-23
Galley Group	G-24 - H-08
Heating & Air Conditioning Group	H-09 - H-11
Interior Finish Group	H-12 - H-13
Labels Group	H-14
LP Group	H-15
Lounge Group	H-16 - H-19
Sealants & Fasteners Group	H-20 - H-21
Water & Sewage Group	H-22 - H-24
Window, Vent & Exterior Door Group	H-25 - I-13

CURTAIN, CUSHION & PAD GROUP (CONTINUED)

BUCKET SEAT ASM.



Key	Part Number	U/M	Description
2	M03445-14-AF1	EA	Cover Asm. - Seat Back
2	M03445-10-AE5	EA	Cover Asm. - Seat Back (AF2)
2	M03445-10-AF3	EA	Cover Asm. - Seat Back
3	080243-36-AF1	EA	Armrest Asm. - Right Hand
3	080243-36-AF2	EA	Armrest Asm. - Right Hand
3	080243-36-AF3	EA	Armrest Asm. - Right Hand
	M80243-36-AF1	EA	Armrest Cover - Right Hand
	M80243-36-AF2	EA	Armrest Cover - Right Hand
	M80243-36-AF3	EA	Armrest Cover - Right Hand
4	080243-37-AF8	EA	Armrest Asm. - Left Hand (AF1)
4	080243-37-AF2	EA	Armrest Asm. - Left Hand
4	080243-37-AF3	EA	Armrest Asm. - Left Hand
4	080243-38-AF1	EA	Armrest Asm. - Left Hand (Power Seat)
4	080243-38-AF2	EA	Armrest Asm. - Left Hand (Power Seat)
4	080243-38-AF3	EA	Armrest Asm. - Left Hand (Power Seat)
	M80243-37-AF1	EA	Armrest - Cover - Left Hand
	M80243-37-AF2	EA	Armrest - Cover - Left Hand
	M80243-37-AF3	EA	Armrest - Cover - Left Hand
	M80243-38-AF1	EA	Armrest - Cover - Left Hand (Power Seat)
	M80243-38-AF2	EA	Armrest - Cover - Left Hand (Power Seat)
	M80243-38-AF3	EA	Armrest - Cover - Left Hand (Power Seat)
5	M03445-13-AF1	EA	Cover Asm. - Seat Bottom
5	M03445-09-AE5	EA	Cover Asm. - Seat Bottom (AF2)
5	M03445-09-AF3	EA	Cover Asm. - Seat Bottom
6	089369-02-000	EA	Armrest Frame Asm. - Right Hand
7	089369-03-000	EA	Armrest Frame Asm. - Left Hand
8	089369-01-000	EA	Seat Frame Asm.
9	097683-03-000	EA	Cable Bracket
10	089368-04-000	EA	Remote Control Cable
11	089368-03-000	EA	Remote Control Cable - Slide
12	089368-02-000	EA	Remote Control Cable - Recliner
13	093481-02-000	EA	Seat Base
14	069246-05-000	EA	Seat Slide w/Lock
	069246-05-700	EA	Spring - Remote Slide
	069246-05-701	EA	Clip - Remote Slide
15	093481-04-000	EA	Top Plate
16	069246-02-000	EA	Seat Slide w/o Lock
17	089585-29-000	EA	Seat Belt Bar
18	091990-01-01A	EA	Seat Belt
19	089369-08-000	EA	Cable Shield - Plastic
20	071126-24-X21	EA	Skirt Asm. (AF1)
20	071126-24-AD1	EA	Skirt Asm. (AF2)
20	071126-24-AD2	EA	Skirt Asm. (AF3)
	088274-10-000	YD	Bucket Seat Fabric - Accent (AF1)
	096008-30-000	YD	Bucket Seat Fabric - Accent (AF2)
	096008-31-000	YD	Bucket Seat Fabric - Accent (AF3)
	088274-10-000	YD	Bucket Seat Fabric - Pattern Accent (AF1)
	096008-27-000	YD	Bucket Seat Fabric - Pattern Accent (AF2)
	096008-26-000	YD	Bucket Seat Fabric - Pattern Accent (AF3)

POWERED SEAT OPTION (63M)

Key	Part Number	U/M	Description
17	089585-29-000	EA	Seat Belt Bar
20	071126-26-X21	EA	Skirt Asm. - Power Seat (AF1)
20	071126-26-AE7	EA	Skirt Asm. - Power Seat (AF2)
20	071126-26-AF3	EA	Skirt Asm. - Power Seat
21	081373-01-000	EA	Power Control - 6 Way
22	089585-39-000	EA	Top Plate (6 Way Power Seat)
23	069585-37-000	EA	Seat Base (6 Way Power Seat)
	081591-04-000	EA	Wire Asm. (6 Way Power Seat)

Key	Part Number	U/M	Description
1	093459-05-AF1	EA	Seat Asm. - w/Armrest - w/o Skirt (Driver or Passenger)
1	093459-07-AF2	EA	Seat Asm. - w/Armrest - w/o Skirt (Driver or Passenger)
1	093459-07-AF3	EA	Seat Asm. - w/Armrest - w/o Skirt (Driver or Passenger)
1	093459-06-AF1	EA	Seat Asm. - w/Armrest - w/o Skirts (Driver Powered)
1	093459-08-AF2	EA	Seat Asm. - w/Armrest - w/o Skirts (Driver Powered)
1	093459-08-AF3	EA	Seat Asm. - w/Armrest - w/o Skirts (Driver Powered)

1990 ITASCA  
TABLE OF CONTENTS

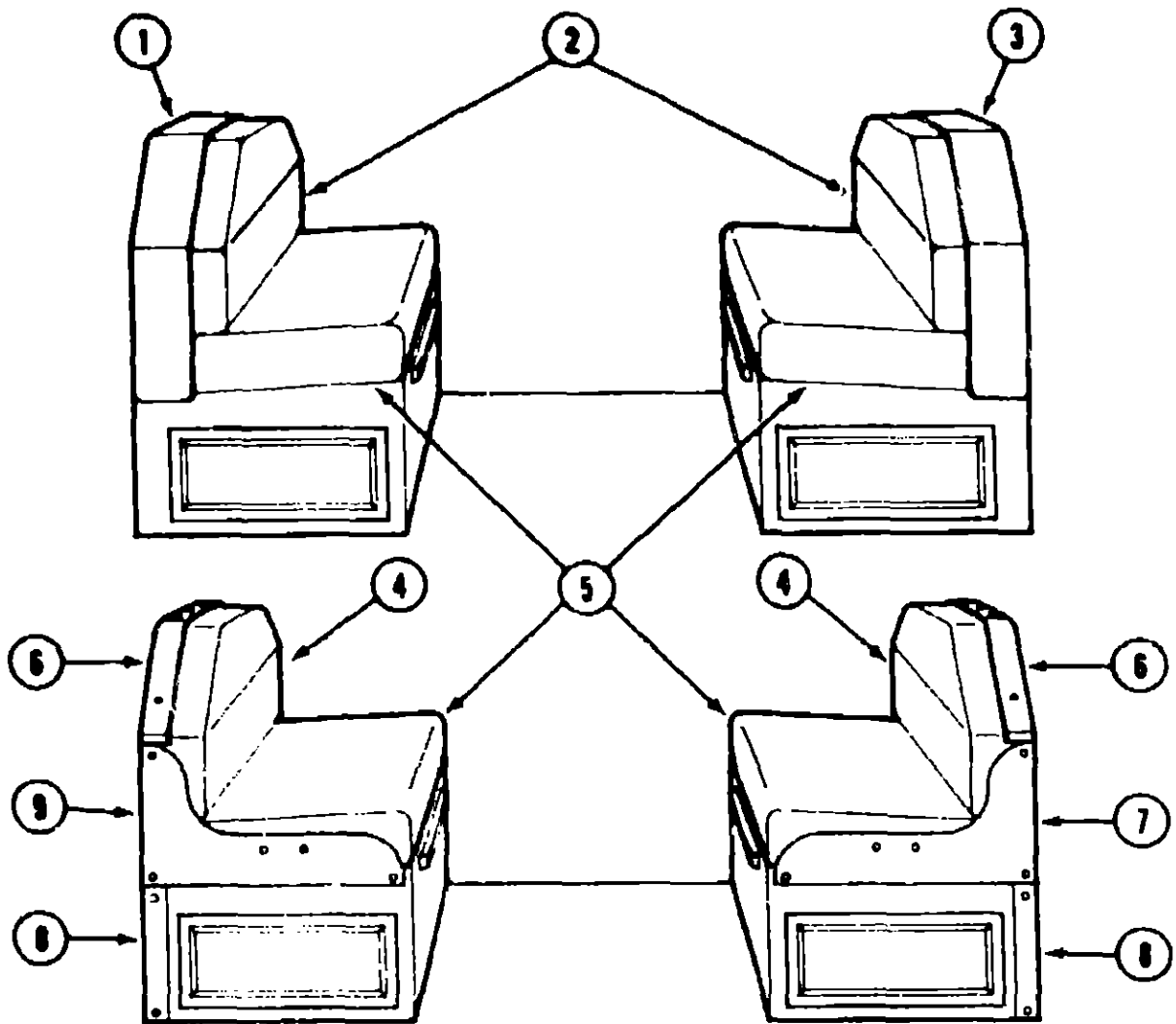
INTRODUCTION	A-01 - A-02
ABBREVIATIONS	A-03
ALPHABETICAL/GROUP REFERENCE	A-04 - A-06
IC/FP32RQ	A-07 - E-08
IC/FP37RQ	E-09 - I-13

1990 IC/FP37RQ INDEX

Floor Plan	E-09 - E-10
Accessories Group	E-11 - E-13
Bath Group	E-14 - E-16
Bedroom Group	E-17 - E-21
Chassis Group	E-22 - F-11
Curtain, Cushion & Pad Group	F-12 - G-03
Dinette Group	G-04 - G-06
Driver's Compartment Group	G-07 - G-11
Electrical Group	G-12 - G-15
Exterior Body Group	G-16 - G-23
Galley Group	G-24 - H-08
Heating & Air Conditioning Group	H-09 - H-11
Interior Finish Group	H-12 - H-13
Labels Group	H-14
LP Group	H-15
Lounge Group	H-16 - H-19
Sealants & Fasteners Group	H-20 - H-21
Water & Sewage Group	H-22 - H-24
Window, Vent & Exterior Door Group	H-25 - I-13

CURTAIN, CUSHION & PAD GROUP (CONTINUED)

DINETTE



Key	Part Number	U/M	Description
1	081519-04-AC1	EA	Pad Asm. - Dinette (AC3)
1	081519-04-AC2	EA	Pad Asm. - Dinette
2	088927-45-AC1	EA	Cushion Asm. - Dinette - Seat Back
2	088927-47-AC2	EA	Cushion Asm. - Dinette - Seat Back
2	088927-47-AC3	EA	Cushion Asm. - Dinette - Seat Back
	M88927-45-AC1	EA	Cover Asm. - Dinette Cushion - Seat Back
	M88927-47-AC2	EA	Cover Asm. - Dinette Cushion - Seat Back
	M88927-47-AC3	EA	Cover Asm. - Dinette Cushion - Seat Back
3	081519-03-AC1	EA	Pad Asm. - Dinette (AC3)
3	081519-03-AC2	EA	Pad Asm. - Dinette
4	088927-61-AC1	EA	Cushion Asm. - Dinette - Seat Back
4	088927-62-AC3	EA	Cushion Asm. - Dinette - Seat Back
4	088927-62-AC3	EA	Cushion Asm. - Dinette - Seat Back
	M88927-61-AC1	EA	Cover Asm. - Dinette Cushion - Seat Back
	M88927-62-AC2	EA	Cover Asm. - Dinette Cushion - Seat Back
	M88927-62-AC3	EA	Cover Asm. - Dinette Cushion - Seat Back
5	088927-46-AC1	EA	Cushion Asm. - Dinette - Seat
5	088927-48-AC2	EA	Cushion Asm. - Dinette - Seat
5	088927-48-AC3	EA	Cushion Asm. - Dinette - Seat
	M88927-46-AC1	EA	Cover Asm. - Dinette Cushion - Seat
	M88927-48-AC2	EA	Cover Asm. - Dinette Cushion - Seat
	M88927-48-AC3	EA	Cover Asm. - Dinette Cushion - Seat
6	088454-01-AC1	EA	Pad Asm. - Dinette (From: 07-17-89 Thru: 08-21-89)
6	088454-01-AC2	EA	Pad Asm. - Dinette (From: 07-17-89 Thru: 08-21-89)
6	088454-01-AC3	EA	Pad Asm. - Dinette (From: 07-17-89 Thru: 08-21-89)
6	088454-02-AC1	EA	Pad Asm. - Dinette (From: 08-22-89 Thru: 99-99-99)
6	088454-02-AC2	EA	Pad Asm. - Dinette (From: 08-22-89 Thru: 99-99-99)
6	088454-02-AC3	EA	Pad Asm. - Dinette (From: 08-22-89 Thru: 99-99-99)
7	088432-02-AC1	EA	Arm Pad - Right Side
7	088432-02-AC2	EA	Arm Pad - Right Side
7	088432-02-AC3	EA	Arm Pad - Right Side
8	088433-01-AC1	EA	Pad Asm. - Dinette
8	088433-01-AC2	EA	Pad Asm. - Dinette
8	088433-01-AC3	EA	Pad Asm. - Dinette
9	088432-01-AC1	EA	Arm Pad - Left Side
9	088432-01-AC2	EA	Arm Pad - Left Side
9	088432-01-AC3	EA	Arm Pad - Left Side
	070578-01-AA4	EA	Button - Screw Stud - #30 (AC1)
	070578-01-AC2	EA	Button - Screw Stud - #30
	070578-01-AB5	EA	Button - Screw Stud - #30 (AC3)
	096008-36-000	YD	Dinette Main Fabric (AC1)
	096008-08-000	YD	Dinette Main Fabric (AC2)
	096008-07-000	YD	Dinette Main Fabric (AC3)
	096008-25-000	YD	Dinette Fabric - Plain Accent (AC1)
	096008-28-000	YD	Dinette Fabric - Plain Accent (AC2)
	096008-29-000	YD	Dinette Fabric - Plain Accent (AC3)

1990 ITASCA  
TABLE OF CONTENTS

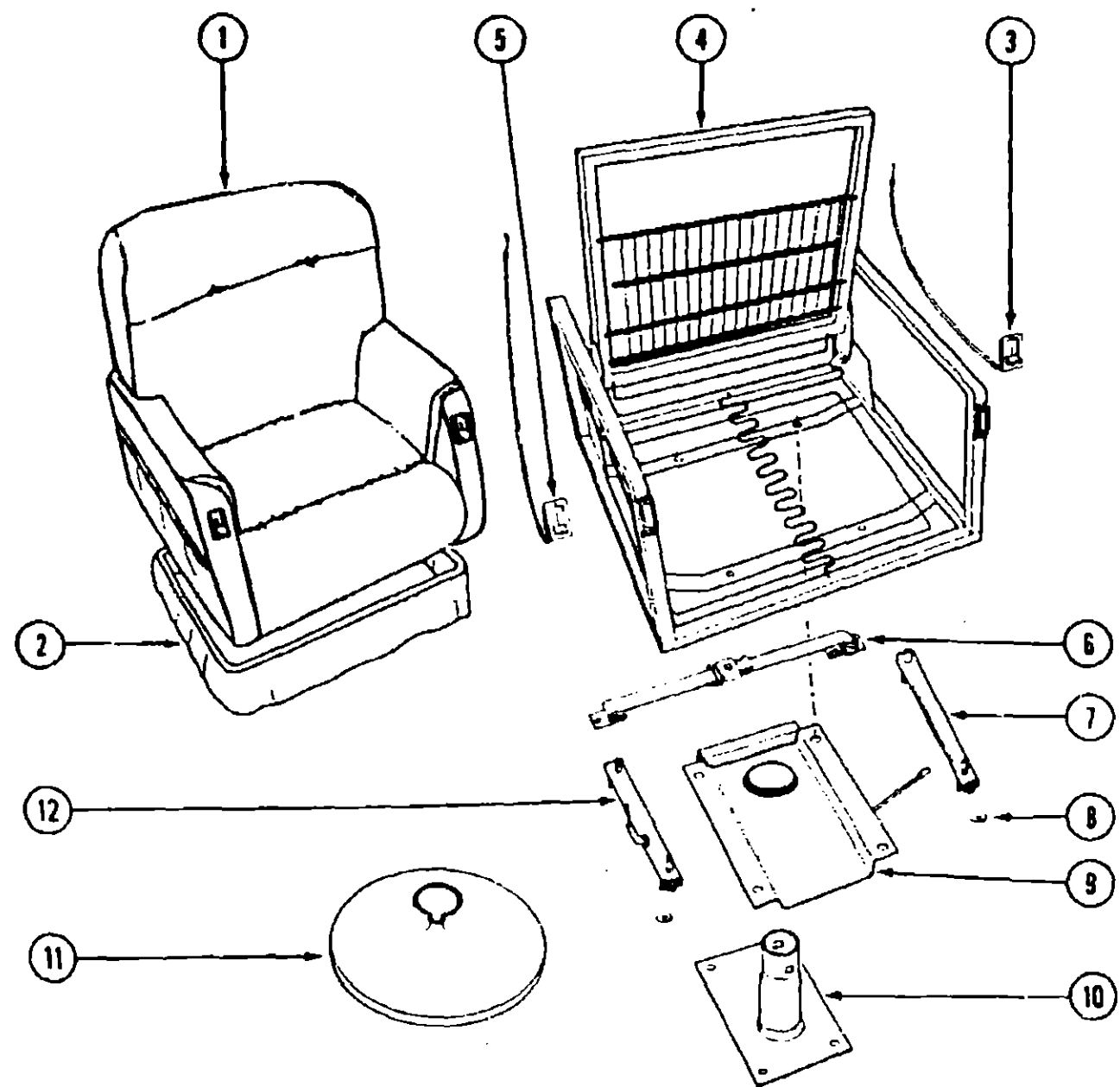
INTRODUCTION	A-01 - A-02
ABBREVIATIONS	A-03
ALPHABETICAL/GROUP REFERENCE	A-04 - A-08
IC/FP37RQ	A-07 - E-08
IC/FP37RQ	E-09 - I-13

1990 IC/FP37RQ INDEX

Floor Plan	E-09 - E-10
Accessories Group	E-11 - E-13
Bath Group	E-14 - E-16
Bedroom Group	E-17 - E-21
Chassis Group	E-22 - F-11
Curtain, Cushion & Pad Group	F-12 - G-03
Drivette Group	G-04 - G-06
Driver's Compartment Group	G-07 - G-11
Electrical Group	G-12 - G-15
Exterior Body Group	G-16 - G-23
Galley Group	G-24 - H-06
Heating & Air Conditioning Group	H-09 - H-11
Interior Finish Group	H-12 - H-13
Labels Group	H-14
LP Group	H-15
Lounge Group	H-16 - H-19
Sealants & Fasteners Group	H-20 - H-21
Water & Sewage Group	H-22 - H-24
Window, Vent & Exterior Door Group	H-25 - I-13

**CURTAIN, CUSHION & PAD GROUP (CONTINUED)**

**SWIVEL CHAIR RECLINER**



Key	Part Number	U/M	Description
1	008516-08-AF1	EA	Swivel Chair Asm. - w/o Skirt
1	008516-08-AF2	EA	Swivel Chair Asm. - w/o Skirt
1	008516-08-AF3	EA	Swivel Chair Asm. - w/o Skirt
	M08516-08-AF1	EA	Cover Asm. - w/o Skirt
	M08516-08-AF2	EA	Cover Asm. - w/o Skirt
	M08516-08-AF3	EA	Cover Asm. - w/o Skirt
2	089032-12-AF1	EA	Skirt Asm. - w/o Skirt
2	089032-12-AF2	EA	Skirt Asm. - w/o Skirt
2	089032-12-AF3	EA	Skirt Asm. - w/o Skirt
	M89032-12-AF1	EA	Cover Asm. - w/o Skirt
	M89032-12-AF2	EA	Cover Asm. - w/o Skirt
	M89032-12-AF3	EA	Cover Asm. - w/o Skirt
3	089368-02-000	EA	Cable - Remote Recliner
4	089368-01-000	EA	Frame - Tear Drop Recliner
5	089368-03-000	EA	Cable - Remote Slide
6	007021-01-000	EA	Seat Belt Asm.
7	089246-02-000	EA	Seat Slide Asm. - w/o Lock
8	007221-01-000	EA	Washer - Coned
9	093481-03-000	EA	Seat Top Plate
10	093481-02-000	EA	Seat Base
11	093482-01-000	EA	Seat Base Cover
12	089246-05-000	EA	Seat Slide Asm. w/ Lock
	055687-06-000	LB	Film - Cushion - 28" x 18" Bags
	096008-11-000	YD	Chair Fabric (AF1)
	096008-10-000	YD	Chair Fabric (AF2)
	096008-09-000	YD	Chair Fabric (AF3)

**1990 ITASCA  
TABLE OF CONTENTS**

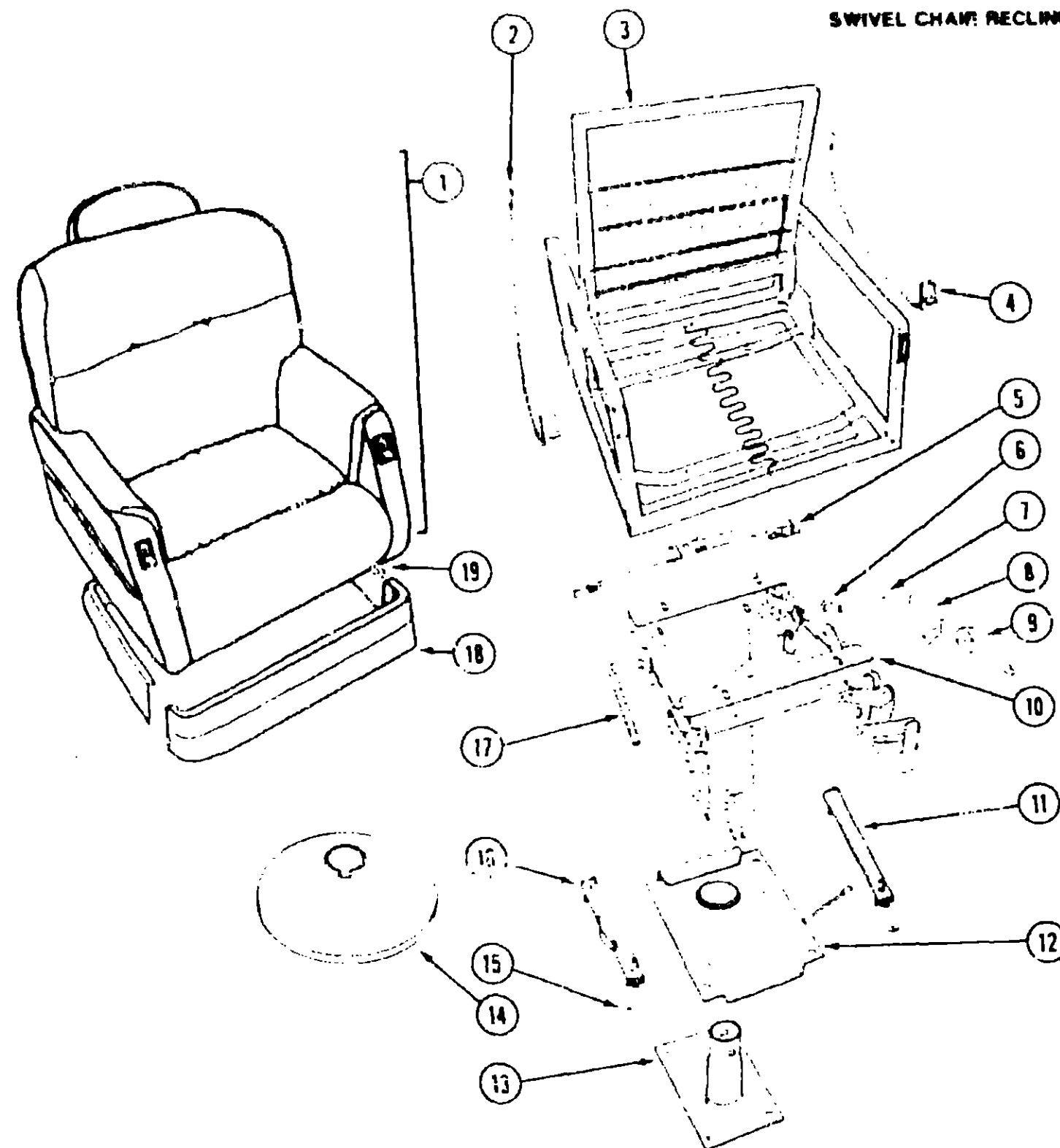
INTRODUCTION	A-01 - A-02
ABBREVIATIONS	A-03
ALPHABETICAL/GROUP REFERENCE	A-04 - A-08
IC/FP32RQ	A-07 - E-08
IC/FP37RQ	E-09 - I-13

**1990 IC/FP37RQ INDEX**

Floor Plan	E-09 - E-10
Accessories Group	E-11 - E-13
Bath Group	E-14 - E-16
Bedroom Group	E-17 - E-21
Chassis Group	E-22 - F-11
Curtain, Cushion & Pad Group	F-12 - G-03
Dinette Group	G-04 - G-06
Driver's Compartment Group	G-07 - G-11
Electrical Group	G-12 - G-15
Exterior Body Group	G-16 - G-23
Galley Group	G-24 - H-08
Heating & Air Conditioning Group	H-09 - H-11
Interior Finish Group	H-12 - H-13
Labels Group	H-14
LP Group	H-15
Lounge Group	H-16 - H-19
Sealants & Fasteners Group	H-20 - H-21
Water & Sewage Group	H-22 - H-24
Window, Vent & Exterior Door Group	H-25 - I-13

# CURTAIN, CUSHION & PAD GROUP (CONTINUED)

## SWIVEL CHAIR RECLINER (WITH FOOT REST)



Key	Part Number	U/M	Description
1	093463-07-AF1	EA	Swivel Chair Asm - w/Head & Footrest - w/o Skirt
1	093463-07-AF2	EA	Swivel Chair Asm - w/Head & Footrest - w/o Skirt
1	093463-07-AF3	EA	Swivel Chair Asm - w/Head & Footrest - w/o Skirt
	M93463-07-AF1	EA	Cover - Swivel Chair
	M93463-07-AF2	EA	Cover - Swivel Chair
	M93463-07-AF3	EA	Cover - Swivel Chair
	097754-01-AF1	EA	Headrest Asm
	097754-01-AF2	EA	Headrest Asm
	097754-01-AF3	EA	Headrest Asm
	M97754-01-AF1	EA	Cover - Headrest
	M97754-01-AF2	EA	Cover - Headrest
	M97754-01-AF3	EA	Cover - Headrest
	089368-11-000	EA	Headrest Frame Bracket
	092313-01-000	EA	Headrest Grommets
2	089368-02-000	EA	Remote Cable Asm - R/L/Line
3	089368-01-000	EA	Frame Asm
4	089368-03-000	EA	Remote Cable Asm - Side Control
5	007021-01-000	EA	Seat Belt Asm
6	093484-02-700	EA	Clamp - Torsion Bar
7	093484-02-701	EA	Torsion Bar
8	093484-02-702	EA	Torsion Bar Support
9	093484-02-703	EA	Handle - Footrest
10	093484-01-000	EA	Footrest Recliner Asm
11	069246-02-000	EA	Seat Side Asm w/o Lock
12	093481-03-000	EA	Seat Top Plate
13	093481-01-000	EA	Seat Base
14	093482-01-000	EA	Seat Base Cover
15	007221-01-000	EA	Washer - Coned
16	069246-05-000	EA	Seat Slide Asm - w/Lock
17	093484-02-704	EA	Spring
18	M94599-01-AF1	EA	Footrest Cover
18	M94599-01-AF2	EA	Footrest Cover
18	M94599-01-AF3	EA	Footrest Cover
19	089032-13-AF1	EA	Skirt Asm
19	089032-13-AF2	EA	Skirt Asm
19	089032-13-AF3	EA	Skirt Asm
	096008-11-000	YD	Chair Fabric (AF1)
	096008-10-000	YD	Chair Fabric (AF2)
	096008-09-000	YD	Chair Fabric (AF3)

## 1990 ITASCA TABLE OF CONTENTS

INTRODUCTION	A-01 - A-02
ABBREVIATIONS	A-03
ALPHABETICAL/GROUP REFERENCE	A-04 - A-06
IC/FP32RQ	A-07 - E-08
IC/FP37RQ	E-09 - I-13

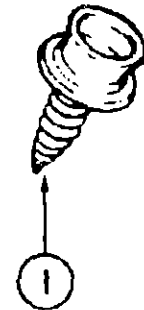
## 1990 IC/FP37RQ INDEX

Floor Plan	E-09 - E-10
Accessories Group	E-11 - E-13
Bath Group	E-14 - E-16
Bedroom Group	E-17 - E-21
Chassis Group	E-22 - F-11
Curtain, Cushion & Pad Group	F-12 - G-03
Dinette Group	G-04 - G-06
Driver's Compartment Group	G-07 - G-11
Electrical Group	G-12 - G-15
Exterior Body Group	G-16 - G-23
Galley Group	G-24 - H-08
Heating & Air Conditioning Group	H-09 - H-11
Interior Finish Group	H-12 - H-13
Labels Group	H-14
LP Group	H-15
Lounge Group	H-16 - H-19
Sealants & Fasteners Group	H-20 - H-21
Water & Sewage Group	H-22 - H-24
Window, Vent & Exterior Door Group	H-25 - I-13

# CURTAIN, CUSHION & PAD GROUP (CONTINUED)

## FRONT CURTAINS & ACCESSORIES

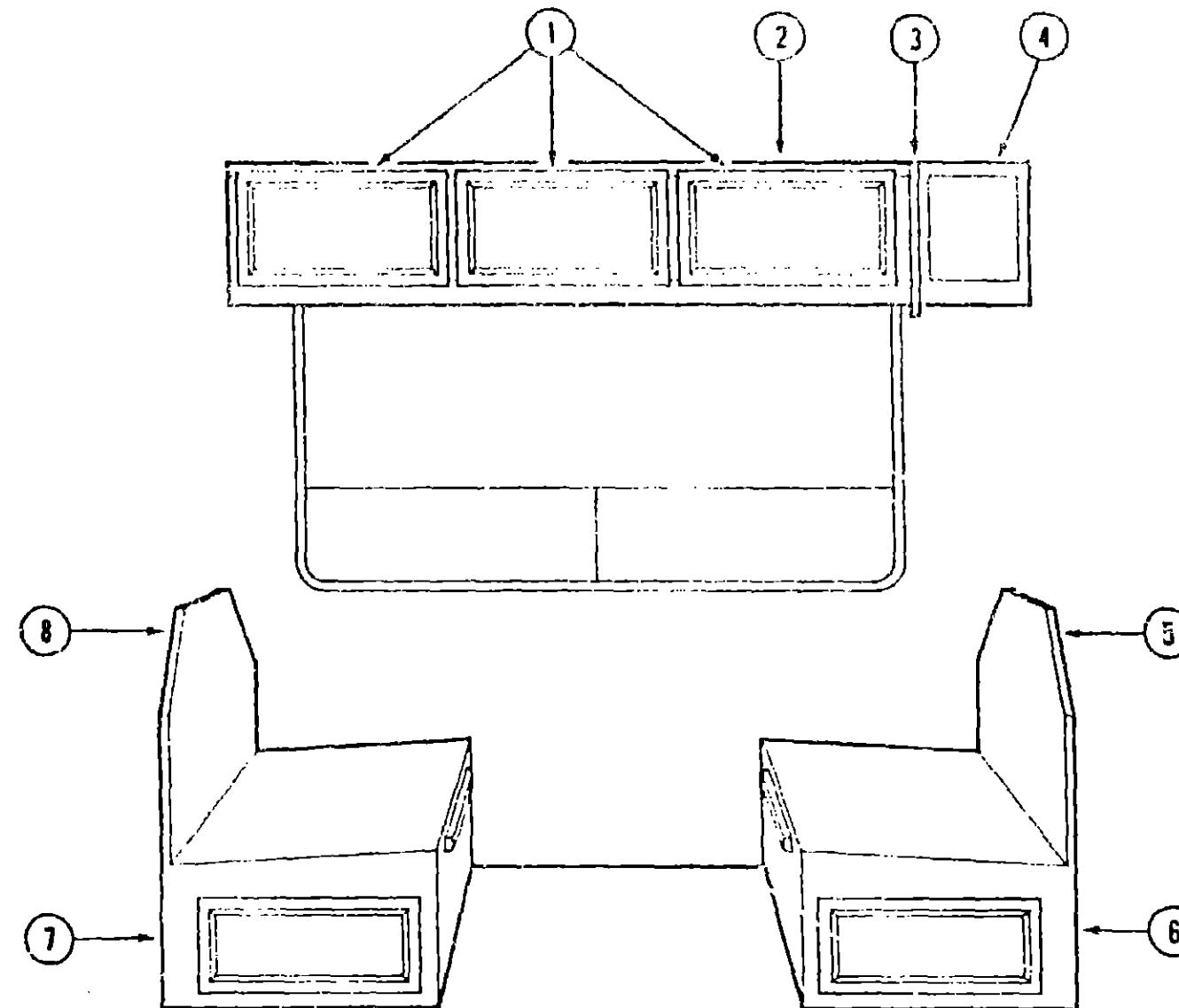
Key	Part Number	U/M	Description
	073260-40-AF1	EA	Tieback - 10" x 18"
	073260-40-AE2	EA	Tieback - 10" x 18" (AF2)
	073260-40-AE6	EA	Tieback - 10" x 18" (AF3)
	093487-03-000	EA	Curtain Front Wraparound - Passenger - 34" x 102" From: 00-00-00 Thru: 01-01-90
	093487-04-000	EA	Curtain Front Wraparound - Driver - 34" x 102" - From: 00-00-00 Thru: 01-01-90
	007994-01-AF1	EA	Curtain Front Wraparound - Driver or Passenger Side - 36" x 78" (AF3) From: 01-02-90 Thru: 99-99-99
	097994-01-AF2	EA	Curtain Front Wraparound - Driver or Passenger Side - 35" x 78" From: 01-02-90 Thru: 99-99-99
	097621-01-000	EA	Drapery Hook
	094081-02-01A	EA	Front Wraparound Track - Driver Side (Off White)
	094083-01-01A	EA	Front Wraparound Track - Passenger Side (Off White)
	009701-01-000	EA	Roller Carrier - Wraparound Curtain
	009702-01-000	EA	End Stop - Roller Carrier
	088792-01-000	EA	Velcro - 5/8" Hook - Non-Adhesive
	088792-02-000	EA	Velcro - 3/4" Loop - Adhesive
	072333-70-000	YD	Curtain Fabric (AF1, AF3)
	072333-71-000	YD	Curtain Fabric (AF2)
	087272-01-000	YD	Drapery Lining



## MISCELLANEOUS

Key	Part Number	U/M	Description
1	029130-01-000	EA	Socket - Snap Fastener - 7 x 5/8"
2	029155-01-000	EA	Cap - Snap
3	029156-01-000	EA	Socket - Snap Fastener
4	029092-01-000	EA	Stud - Nickel Finish
5	029093-01-000	EA	Eyelet - Nickel Finish
	079545-01-000	EA	Boot - Steering Column
	029094-03-000	YD	Velcro Tape - Hook - 1" - Black
	029096-03-000	YD	Velcro Tape - Hook - 1" - Black

## DINETTE GROUP



## DINETTE & OVERHEAD CABINETRY

Key	Part Number	U/M	Description
1	M97028-11-AF1	EA	Door Asm. - Dinette Overhead - w/o Hardware
2	M04008-30-AF1	EA	Cabinet Asm. - Dinette Overhead - w/o Doors (Used till 10-01-89)
2	M04008-58-AF1	EA	Cabinet Asm. - Dinette Overhead - w/o Doors (Used from 10-02-89)
3	085468-01-X19	EA	End Cap Asm. (Overhead)
4	086394-01-AF1	EA	Cabinet Asm. - Speaker Cover
5	M04039-01-AC1	EA	Cabinet Asm. - Seat Back - Right
6	M04038-01-AC1	EA	Cabinet Asm. - Seat Base - Right - w/o Door
7	M04036-02-AC1	EA	Cabinet Asm. - Seat Base - Left - w/o Door
8	M04039-02-AC1	EA	Cabinet Asm. - Seat Back - Left
	081521-02-007	EA	Corner Molding - Aluminum (Plastic Trim Holder)
	042357-11-000	EA	Corner Molding - Radius Plastic
	009767-12-000	EA	Walling - Antique White
	070504-06-000	FT	Extrusion - U-Channel - Light Oak
	080176-02-000	EA	Corner Cap - Light Oak (Seat Base)
	M38339-08-AF1	EA	Door Asm. - Dinette Seat Base (Used till 10-11-89)
	M88304-21-AF1	EA	Door Asm. - Dinette Seat Base (Used from 10-12-89)
	085468-02-X19	EA	End Cap Asm. (Overhead)

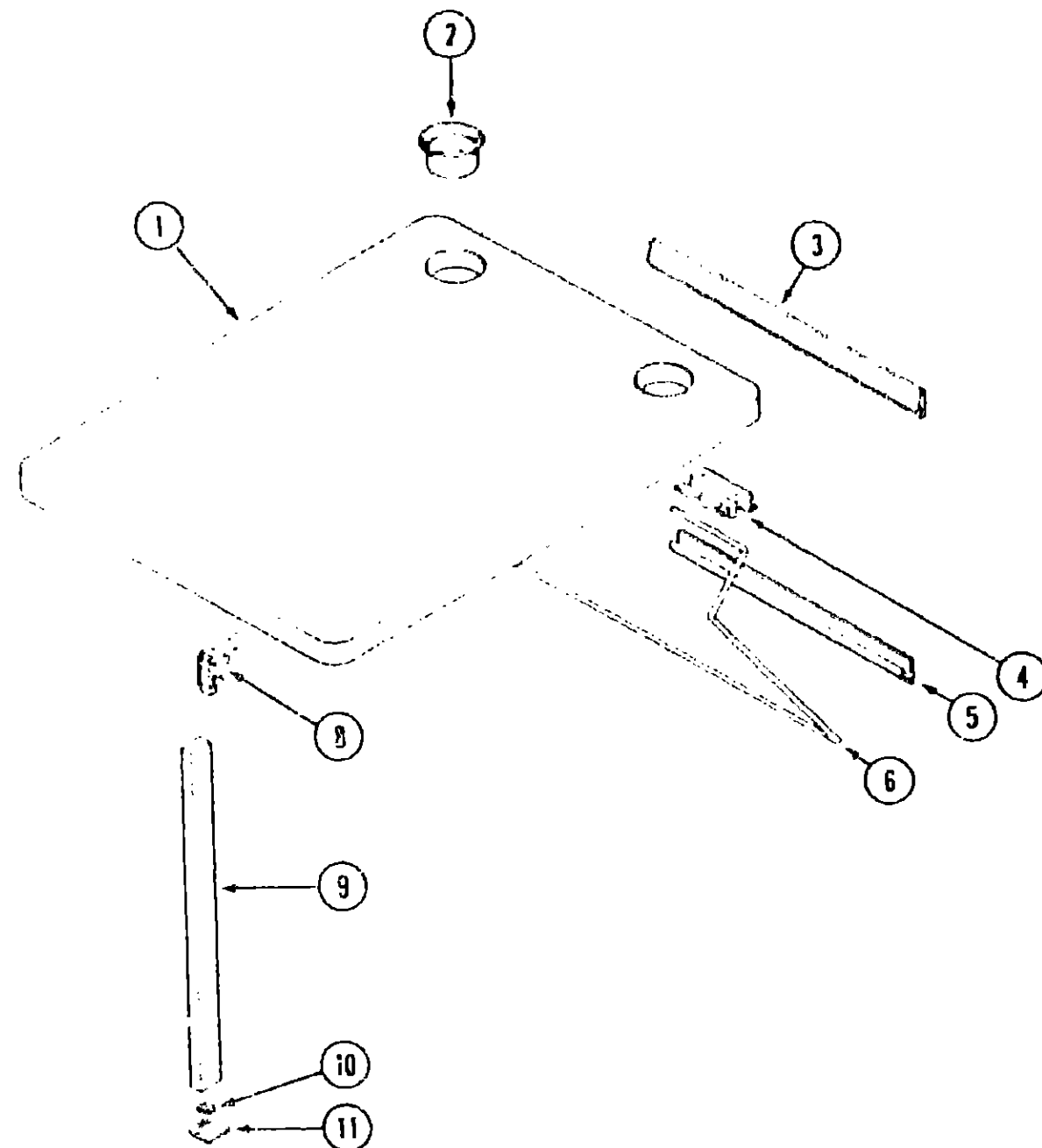
## 1990 ITASCA TABLE OF CONTENTS

INTRODUCTION	A-01 - A-02
ABBREVIATIONS	A-03
ALPHABETICAL/GROUP REFERENCE	A-04 - A-06
IC/FP32RQ	A-07 - E-08
IC/FP37RQ	E-09 - I-13

## 1990 IC/FP37RQ INDEX

Floor Plan	E-09 - E-10
Accessories Group	E-11 - E-13
Bath Group	E-14 - E-16
Bedroom Group	E-17 - E-21
Chassis Group	E-22 - F-11
Curtain, Cushion & Pad Group	F-12 - G-03
Dinette Group	G-04 - G-06
Driver's Compartment Group	G-07 - G-11
Electrical Group	G-12 - G-15
Exterior Body Group	G-16 - G-23
Galley Group	G-24 - H-08
Heating & Air Conditioning Group	H-09 - H-11
Interior Finish Group	H-12 - H-13
Labels Group	H-14
LP Group	H-15
Lounge Group	H-16 - H-19
Sealants & Fasteners Group	H-20 - H-21
Water & Sewage Group	H-22 - H-24
Window, Vent & Exterior Door Group	H-25 - I-13

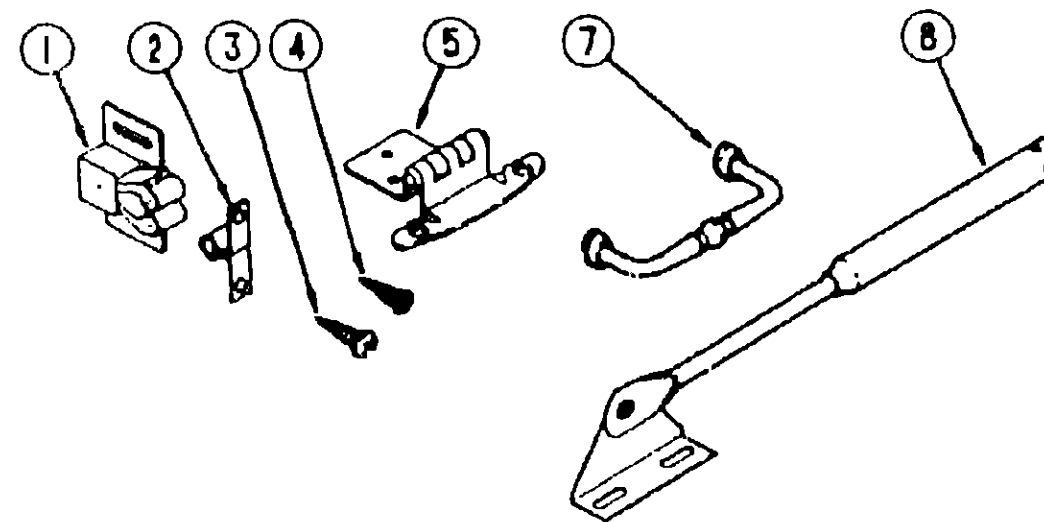
## DINETTE GROUP (CONTINUED)



DINETTE TABLE

Key	Part Number	U/M	Description
1	M03475-01-AF1	EA	Table Top - Dinette - w/o Edge Band
	004354-01-000	EA	Burner - 1/8" x 1/2" - Brown
2	064781-05-000	EA	Cup Holder - Beige
3	053200-05-000	EA	Bracket - Upper Wall Mount - 23.5" - Beige
4	086410-01-000	EA	Bracket - Table Mount - 23" - Beige
5	024281-07-000	EA	Bracket - Lower Wall Mount - 22.12" - Beige
6	024275-05-000	EA	Rod - Table Lift - 8" x 23.5" - Beige
8	093550-01-000	EA	Bracket - Table Leg - Folding
9	092707-01-01A	EA	Table Leg - Regal Oak
10	092593-01-01A	EA	Catch - Table Leg - Tan
11	049453-11-700	EA	Floor Catch - Table Leg - Beige
	000G11-10-12R	EA	Screw - 10 - 16 x 3/4" PPH - Beige

## DINETTE GROUP (CONTINUED)



CABINET HARDWARE (DOORS & CABINETS)

Key	Part Number	U/M	Description
1	093586-03-000	EA	Roller Catch
2	093586-04-000	EA	Steel Strike
3	000G69-06-10G	EA	Screw - #6 - 17 x .625" POH - Antique Brass - Hinge to Cabinet
4	000G13-06-10G	EA	Screw - #6 - 20 x .625" PFH - Antique Brass - Hinge to Door
5	059777-03-000	EA	Hinge - Chrome (Doors)
7	088264-02-000	EA	Pull Handle
8	074493-02-000	EA	Door Support

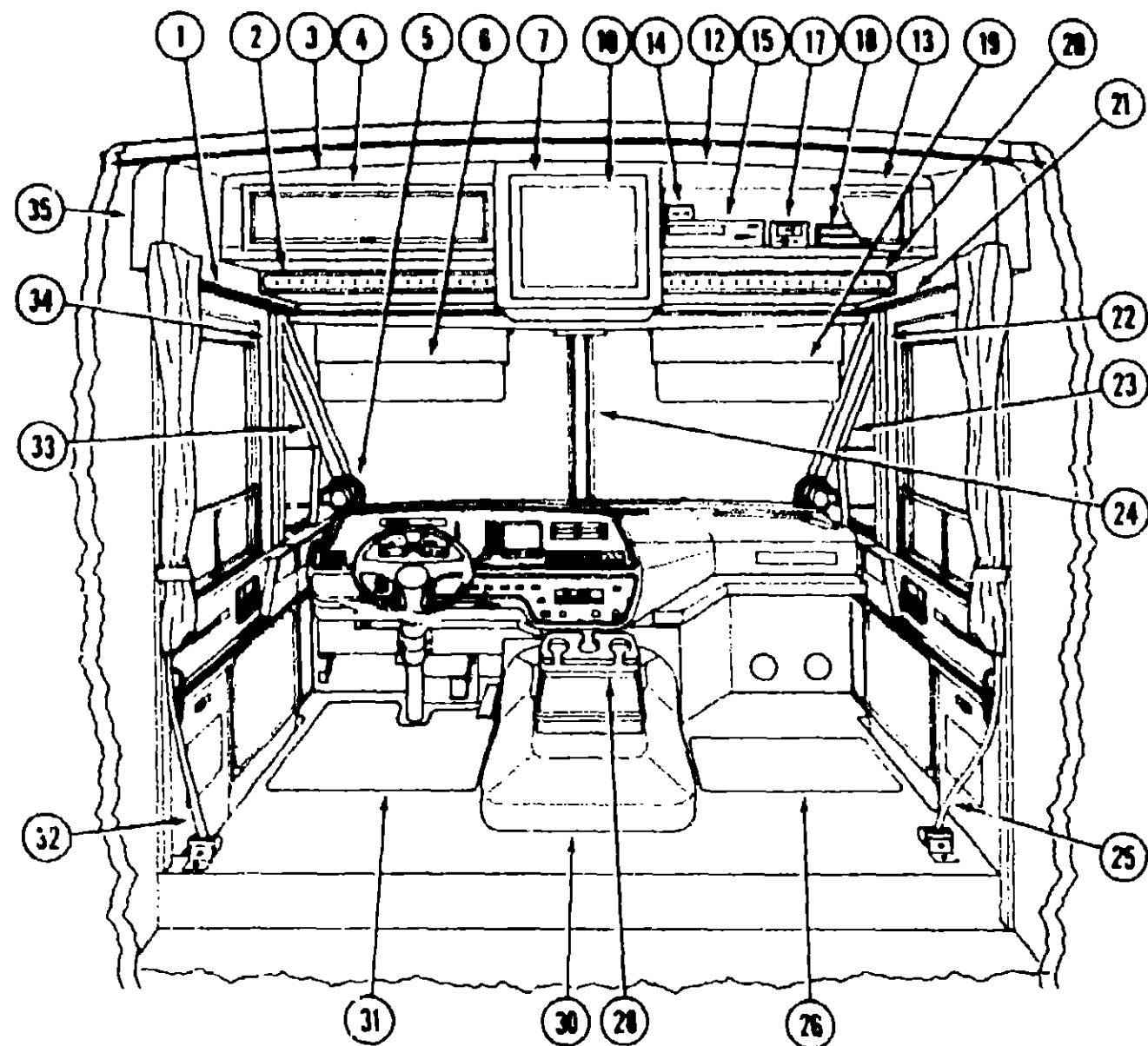
## 1990 ITASCA TABLE OF CONTENTS

INTRODUCTION	A-01 - A-02
ABBREVIATIONS	A-03
ALPHABETICAL/GROUP REFERENCE	A-04 - A-06
IC/FP37RQ	A-07 - E-08
IC/FP37RQ	E-09 - I-13

## 1990 IC/FP37RQ INDEX

Floor Plan	E-09 - E-10
Accessories Group	E-11 - E-13
Bath Group	E-14 - E-16
Bedroom Group	E-17 - E-21
Chassis Group	E-22 - F-11
Curtain, Cushion & Pad Group	F-12 - G-03
Dinette Group	G-04 - G-06
Driver's Compartment Group	G-07 - G-11
Electrical Group	G-12 - G-15
Exterior Body Group	G-16 - G-23
Galley Group	G-24 - H-08
Heating & Air Conditioning Group	H-09 - H-11
Interior Finish Group	H-12 - H-13
Labels Group	H-14
LP Group	H-15
Lounge Group	H-16 - H-19
Sealants & Fasteners Group	H-20 - H-21
Water & Sewage Group	H-22 - H-24
Window, Vent & Exterior Door Group	H-25 - I-13

DRIVER'S COMPARTMENT GROUP



Key	Part Number
1	098043-02-01A
2	089112-04-AC1
2	089112-04-AC2
2	089112-04-AC3
3	M04008-41-AC1
4	M88304-46-Y21
5	036420-02-000
6	082286-04-X19
7	086714-01-W13
7	098973-01-AC1
	089045-01-W13
10	098447-01-000
10	098447-02-000
	098447-01-700
	086725-01-000
	099717-02-000
	085774-01-000
	085774-02-000
	090353-04-000
12	M04008-39-AC1
13	M88304-46-Y21
14	058708-02-000
15	098446-03-000
	098446-03-700
17	099048-01-000
18	086757-03-000
19	082286-03-X23
19	082286-07-AC1
20	089112-03-AC1
20	089112-03-AC2
20	089112-03-AC3
21	098043-01-01A
22	077113-05-000
23	077112-05-000
24	077114-03-000
25	091990-01-01A
26	081072-02-000
	076360-01-000
	076359-01-000
	076360-02-000
	076359-02-000
28	077431-04-000
28	098845-01-AB6
28	098824-01-AC1
30	097552-01-000
31	081074-02-000
32	091990-01-01A
33	077112-06-000
34	077113-06-000
35	077108-06-000

Key	Part Number
	080752-15-000
	080752-06-000
	080752-07-000
	080752-08-000
	080752-17-000

DRIVER'S COMPARTMENT COMPONENTS

U/M	Description
EA	Front Wraparound Track - Driver Side
EA	Pad Insert - Driver Side (AF1)
EA	Pad Insert - Driver Side
EA	Pad Insert - Driver Side
EA	Cabinet Asm. - Front Overhead (Drivers Side)
EA	Door Asm. - Front Overhead (Drivers Side)
EA	Defroster Fan - 6" Dia. - 2 Speed - Driver or Passenger Side
EA	Sunvisor Asm. - Driver Side
EA	Cabinet Asm. - Front Overhead TV (Used till 10-01-89)
EA	Cabinet Asm. - Front overhead TV (Used from 10-02-89)
EA	Pad - Bottom - TV Cabinet
EA	Color TV - 13" - w/Remote - Magnavox RX4029WA (US)
EA	Color TV - 13" - w/Remote - Magnavox XK4029CH (CSA)
EA	TV Remote (For Magnavox RX4029WA, XK4029CH)
EA	Shell Asm. - TV
EA	Tiedown Asm. - TV
EA	Velcro - 1" Wide - Loop
EA	Velcro - 1" Wide - Hook
EA	Dome Light
EA	Cabinet Asm. - Front overhead (Passenger Side)
EA	Door Asm. - Front Overhead (Passenger Side)
EA	Duplex Receptacle
EA	VCR - VHS - Cable Ready - w/Remote
EA	Remote - VCR
EA	Inverter - 100 Watt
EA	Control Center - Switch - Xantech
EA	Sunvisor Asm. - Passenger Side (Used till 09-10-89)
EA	Sunvisor Asm. - Passenger Side (Used from: 09-11-89)
EA	Pad Insert - Passenger Side
EA	Pad Insert - Passenger Side
EA	Pad Insert - Passenger Side
EA	Front Wraparound Track - Passenger Side
EA	Trim Panel - Passenger Side
EA	Trim Panel - Passenger Side
EA	Trim Panel - Center
EA	Seat Belt Asm.
EA	Floor Mat - "Itasca"
EA	Stepwell Asm. - Front - Passenger Side
EA	Stepwell Asm. - Rear - Passenger Side
EA	Stepwell Asm. - Front - Driver Side
EA	Stepwell Asm. - Rear - Driver Side
EA	Beverage Tray (Used till 08-14-89)
EA	Beverage Tray (From 08-15-89 Thru: 09-24-89)
EA	Beverage Tray (Used from 09-25-89)
EA	Motor Cover
EA	Floor Mat - "Itasca"
EA	Seat Belt Asm.
EA	Trim Panel - Driver Side
EA	Trim Panel - Driver Side
EA	Roof Panel

CUSTOM STEERING WHEEL (CHEVROLET)

U/M	Description
EA	Steering Wheel - Custom
EA	Adapter Hub
EA	Horn Button - w/Wire
EA	Screw - Custom Steering Wheel
EA	Steering Wheel - Custom - w/2 Horn Buttons

1990 ITASCA  
TABLE OF CONTENTS

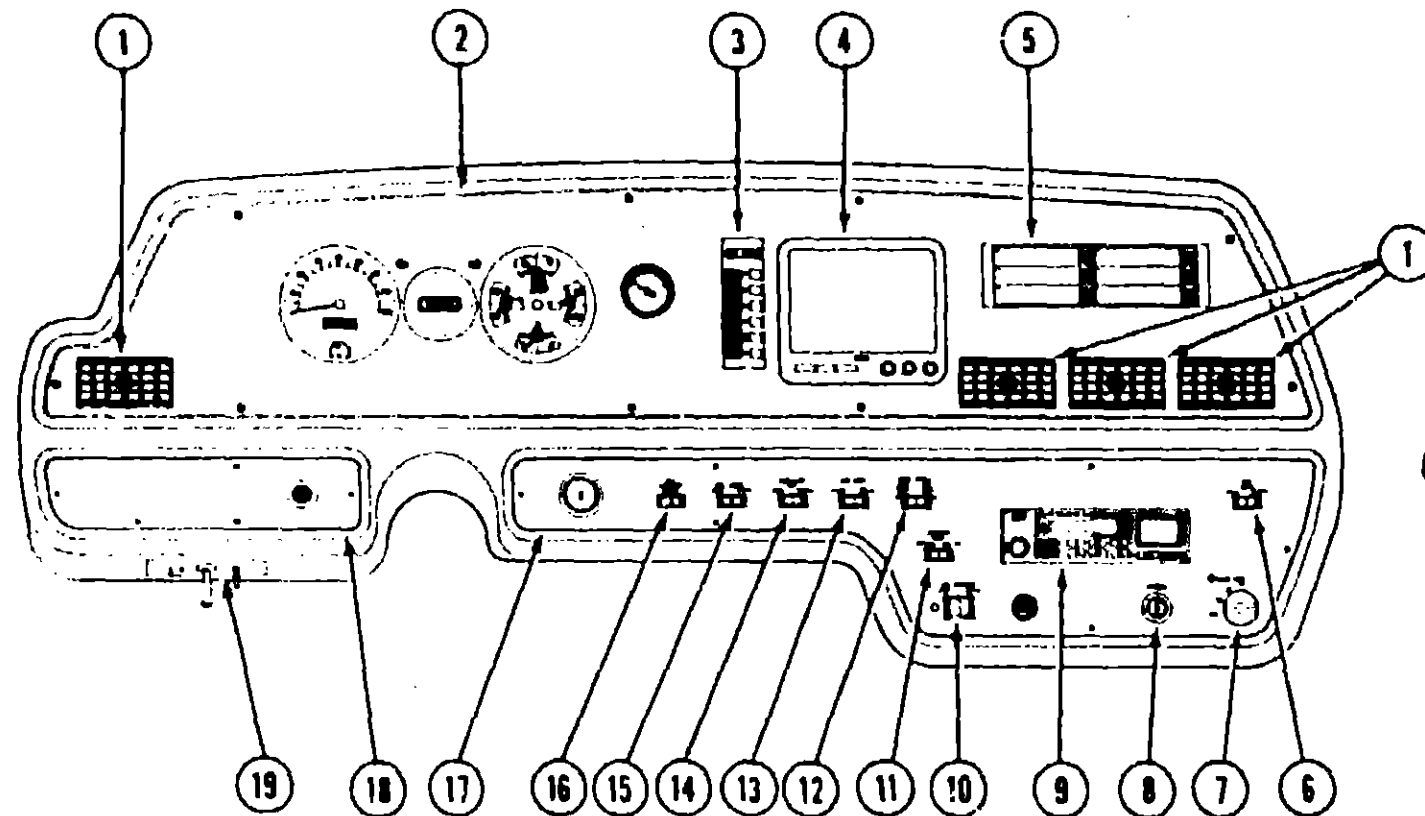
INTRODUCTION	A-01 - A-02
ABBREVIATIONS	A-03
ALPHABETICAL/GROUP REFERENCE	A-04 - A-06
IC/FP32RQ	A-07 - E-08
IC/FP37RQ	E-09 - I-13

1990 IC/FP37RQ INDEX

Floor Plan	E-09 - E-10
Accessories Group	E-11 - E-13
Bath Group	E-14 - E-16
Bedroom Group	E-17 - E-21
Chassis Group	E-22 - F-11
Curtain, Cushion & Pad Group	F-12 - G-03
Dinette Group	G-04 - G-06
Driver's Compartment Group	G-07 - G-11
Electrical Group	G-12 - G-15
Exterior Body Group	G-16 - G-23
Galley Group	G-24 - H-08
Heating & Air Conditioning Group	H-09 - H-11
Interior Finish Group	H-12 - H-13
Labels Group	H-14
LP Group	H-15
Lounge Group	H-16 - H-19
Sealants & Fasteners Group	H-20 - H-21
Water & Sewage Group	H-22 - H-24
Window, Vent & Exterior Door Group	H-25 - I-13



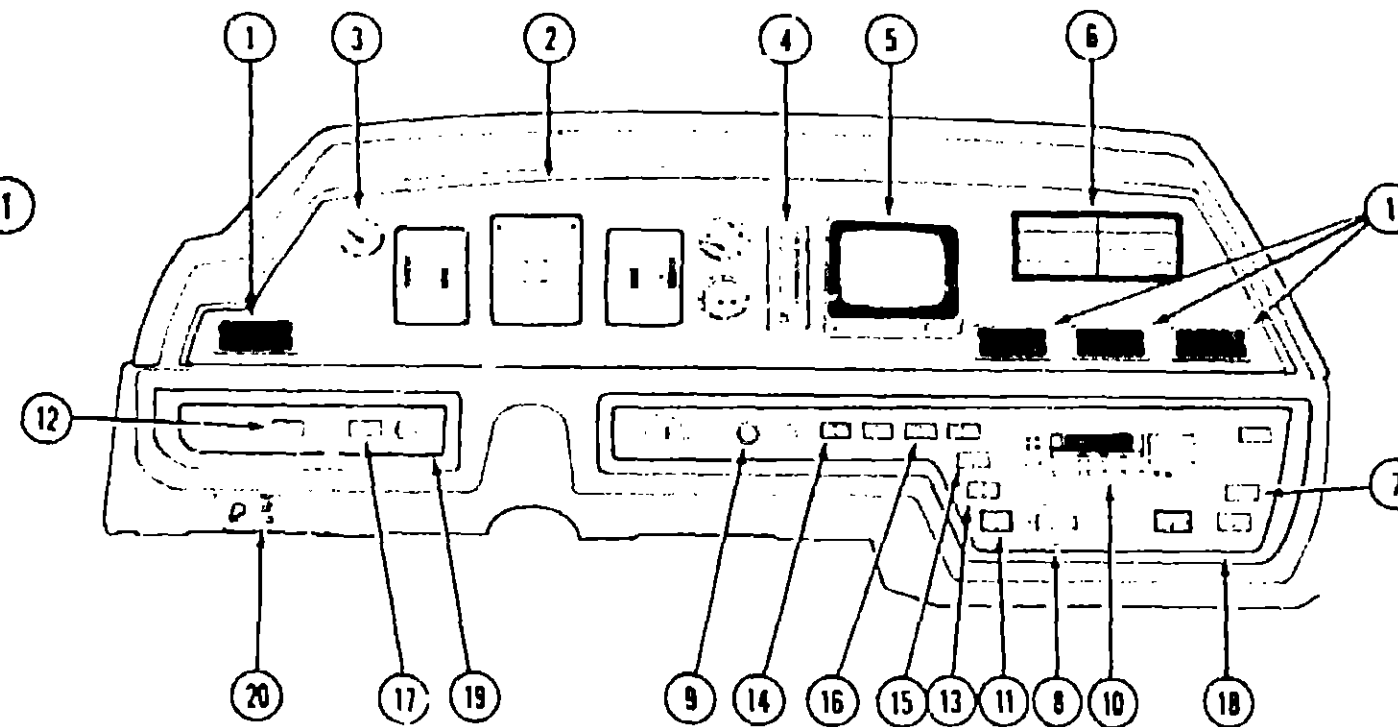
# DRIVER'S COMPARTMENT GROUP (CONTINUED)



INSTRUMENT CLUSTER (1990 CHEVROLET CHASSIS)

Key	Part Number	U/M	Description
1	076783-02-000	EA	Louver Asm. - Air Conditioner - Adjustable Vent
	024460-04-000	EA	Vacuum Gauge
2	096286-02-000	EA	Bezel - Instrument Panel
	024459-04-000	EA	Voltmeter Gauge
	031035-01-000	EA	Generator Hourmeter
3	072341-01-710	EA	Heater/Air Conditioner Controls
	091922-04-700	EA	Decal - Only - F/Control Head
4		EA	Rear View Monitor
5	096776-01-000	EA	Audio Cassette Storage
6	097372-01-01A	EA	Map Light Switch
7	087202-02-000	EA	Rear Auto Heater Switch - w/o Knob
	090977-01-000	EA	Knob - Rear Auto Heater Switch
8	089294-01-000	EA	Cigarette Lighter
9	097459-01-000	EA	Radio - AM/FM Cassette - Audiovox IM-DXA
10	086272-02-000	EA	Auxiliary Battery Disconnect Switch
	081087-01-000	EA	Indicator Light Asm.
11	097372-05-01A	EA	Battery Mode Switch
12	097372-08-01A	EA	Radio - Battery Selection Switch
13	097372-01-01A	EA	Air Horn Switch
14	097372-03-01A	EA	Auxiliary Defroster Fan Switch
15	097372-01-01A	EA	Fog Lamp Switch
16	097372-07-01A	EA	ICC Courtesy Blink Switch
17	076217-18-000	EA	Bezel - Instrument Panel
18	076218-06-000	EA	Bezel - Instrument Panel
19	051057-04-000	EA	Spotlight Switch

# DRIVER'S COMPARTMENT GROUP (CONTINUED)



INSTRUMENT CLUSTER (1990 CHEVROLET CHASSIS) (ELECTRONIC)

Key	Part Number	U/M	Description
1	076783-02-000	EA	Louver Asm. - Air Conditioner - Adjustable Vent
2	096286-05-000	EA	Bezel - Instrument Panel
	024459-04-000	EA	Voltmeter Gauge
	031035-01-000	EA	Generator - Hourmeter
3	024460-04-000	EA	Vacuum/Fuel Economy Gauge
4	072341-01-710	EA	Heater/Air Conditioner Controls
5		EA	Rear View Monitor
6	096776-01-000	EA	Audio Cassette Storage
7	097372-01-01A	EA	Map Light Switch
8	087202-02-000	EA	Rear Auto Heater Switch - w/o Knob
	090977-01-000	EA	Knob - Rear Auto Heater Switch
	089294-01-000	EA	Cigarette Lighter
	097459-01-000	EA	Radio - AM/FM Cassette - Audiovox IM-DXA
11	086272-02-000	EA	Auxiliary Battery Disconnect Switch
	081087-01-000	EA	Indicator Light Asm.
12	097372-05-01A	EA	Battery Mode Switch
13	097372-08-01A	EA	Radio - Battery Selection Switch
14	097372-01-01A	EA	Air Horn Switch
15	097372-03-01A	EA	Auxiliary Defroster Fan Switch
16	097372-01-01A	EA	Fog Lamp Switch
17	097372-07-01A	EA	ICC Courtesy Blink Switch
18	076217-18-000	EA	Bezel - Instrument Panel
19	076218-06-000	EA	Bezel - Instrument Panel
20	051057-04-000	EA	Spotlight Switch

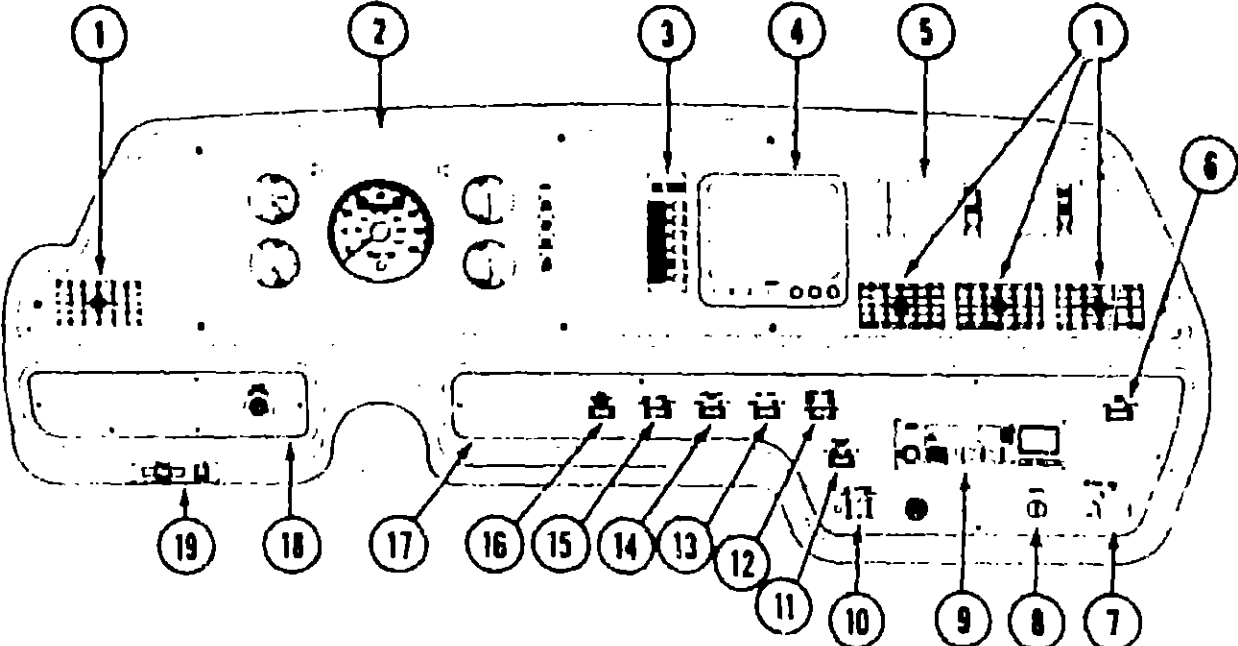
## 1990 ITASCA TABLE OF CONTENTS

INTRODUCTION	A-01 - A-02
ABBREVIATIONS	A-03
ALPHABETICAL/GROUP REFERENCE	A-04 - A-06
IC/FP32RQ	A-07 - E-06
IC/FP37RQ	E-09 - I-13

## 1990 IC/FP37RQ INDEX

Floor Plan	E-09 - E-10
Accessories Group	E-11 - E-13
Bath Group	E-14 - E-16
Bedroom Group	E-17 - E-21
Chassis Group	E-22 - F-11
Curtain, Cushion & Pad Group	F-12 - G-03
Dinette Group	G-04 - G-06
Driver's Compartment Group	G-07 - G-11
Electrical Group	G-12 - G-15
Exterior Body Group	G-16 - G-23
Galley Group	G-24 - H-08
Heating & Air Conditioning Group	H-09 - H-11
Interior Finish Group	H-12 - H-13
Labels Group	H-14
LP Group	H-15
Lounge Group	H-16 - H-19
Sealants & Fasteners Group	H-20 - H-21
Water & Sewage Group	H-22 - H-24
Window, Vent & Exterior Door Group	H-25 - I-13

DRIVER'S COMPARTMENT GROUP (CONTINUED)



INSTRUMENT CLUSTER (FORD CHASSIS)

Key	Part Number	U/M	Description
1	076783-02-000	EA	Louver Asm. - Air Conditioner - Adjustable Vent
	024460-04-000	EA	Vacuum Gauge
2	096286-04-000	EA	Bezel - Instrument Panel
	024459-04-000	EA	Voltmeter Gauge
	031035-01-000	EA	Generator Hourmeter
3	072341-01-710	EA	Heater/Air Conditioner Control
	091902-04-700	EA	Decal - Only - F/Control Head
4	093040-04-000	EA	Rear View Monitor
5	096776-01-000	EA	Audio Cassette Storage
6	097372-01-01A	EA	Map Light Switch
7	087202-02-000	EA	Rear Auto Heater Switch - w/o Knob
	090977-01-000	EA	Knob - Rear Auto Heater Switch
8	089294-01-000	EA	Cigarette Lighter
9	097459-01-000	EA	Radio - AM/FM Cassette - Audiovox IM-DXA
10	086272-02-000	EA	Auxiliary Battery Disconnect Switch
	081087-01-000	EA	Indicator Light Asm.
11	097372-05-01A	EA	Battery Mode Switch
12	097372-08-01A	EA	Radio - Battery Selection Switch
13	097372-01-01A	EA	Air Horn Switch
14	097372-03-01A	EA	Auxiliary Defroster Fan Switch
15	097372-01-01A	EA	Fog Lamp Switch
16	097372-07-01A	EA	ICC Courtesy Blink Switch
17	076217-20-000	EA	Bezel - Instrument Panel
18	099358-02-02A	EA	Bezel - Instrument Panel
19	051057-04-000	EA	Spotlight Switch

ELECTRICAL GROUP

BULBS

Key	Part Number	U/M	Description
	008218-01-000	EA	Bulb - #1141 - Dome Light
	067479-01-000	EA	Bulb - #1076 - Wall Lamps
	091937-03-000	EA	Bulb - Fluorescent Light - Recessed - 18"
	091937-05-700	EA	Bulb - Fluorescent Light - Recessed - 12"
	081633-01-700	EA	Bulb - Makeup Light
	088737-01-710	EA	Bulb - Microwave Oven
	092696-01-709	EA	Bulb - Range Hood
	084880-01-706	EA	Bulb - Refrigerator
	037934-01-000	EA	Bulb - #1156 - Tail Lamp Asm.
	036196-01-000	EA	Bulb - #1194 - Clearance & License Plate Lights
	008215-01-000	EA	Bulb - #1003 - Porch Light
	051057-01-705	EA	Bulb - Spotlight
	008103-01-000	EA	Bulb - #53 - Aisle Light

INTERIOR LIGHTS & BULBS

Key	Part Number	U/M	Description
	098024-01-01A	EA	Light - Dome - Ivory - Single
	098024-01-700	EA	Lens - Dome Light
	008218-01-000	EA	Bulb - 12 Volt - #1141 (Used For All Above)
	065202-13-000	EA	Wall Lamp - Brass/Chrome (US)
	065201-07-000	EA	Lamp Shade - Wall Lamp - Parchment
	067479-01-000	EA	Bulb - 12 Volt - #1076 - Wall Lamps
	091937-04-000	EA	Fluorescent Light - 12 Volt - 18"
	091937-02-000	EA	Lens - Recessed - Fluorescent Light - 18"
	091937-03-000	EA	Bulb - Recessed - Fluorescent Light - 18"
	078424-02-000	EA	Fluorescent Light - 18" - Almond (Dinette) (CSA)
	078424-02-701	EA	Lens - Fluorescent Light - 18" - Almond (CSA)
	078424-02-700	EA	Bulb - Fluorescent Light - 18" - Almond (CSA)
	082169-01-000	EA	Makeup Light - 3 Bulb
	081533-01-700	EA	Bulb - Makeup Light
	061424-01-000	EA	Rectangular Light - Aisle & Instrument Panel
	092696-01-709	EA	Bulb - Range Hood
	084880-01-706	EA	Bulb - Refrigerator
	088737-01-710	EA	Bulb - Microwave Oven
	098024-03-01A	EA	Light Asm. - Ceiling (Dinette)
	077026-01-000	EA	Lens - Step Light (Driver Door)
	072353-08-000	EA	Reading Light - Brass - Swivel
	090353-05-000	EA	Reading Light - Double
	087694-01-000	EA	Wardrobe Light - w/Switch
	091937-04-000	EA	Fluorescent Light - 12" (Galley, Bedroom)
	091937-05-700	EA	Bulb - Fluorescent Light - 12"
	091937-05-701	EA	Lens - Fluorescent Light - 12"

MISCELLANEOUS ELECTRICAL COMPONENTS

Key	Part Number	U/M	Description
	094809-01-000	EA	Load Center - 12V - 125 Amp.
	008188-01-000	EA	Solenoid - Dual Battery - Relay
	086757-03-000	EA	Control Center - Magnadyne VCS6
	036420-02-000	EA	Fan - 6" Defroster - 2 Speed
	089294-01-000	EA	Lighter Asm. - Cigarette
	072852-01-000	EA	Smoke Detector (USA)
	072852-02-000	EA	Smoke Detector (CSA)
	102966-01-000	EA	Door Latching Relay - 15 Amp.
	092615-01-000	EA	Converter - 40 Amp. w/Charger

1990 ITASCA  
TABLE OF CONTENTS

INTRODUCTION	A-01 - A-02
ABBREVIATIONS	A-03
ALPHABETICAL/GROUP REFERENCE	A-04 - A-06
IC/FP32RQ	A-07 - E-08
IC/FP37RQ	E-09 - I-13

1990 IC/FP37RQ INDEX

Floor Plan	E-09 - E-10
Accessories Group	E-11 - E-13
Bath Group	E-14 - E-16
Bedroom Group	E-17 - E-21
Chassis Group	E-22 - F-11
Curtain, Cushion & Pad Group	F-12 - G-03
Dinette Group	G-04 - G-06
Driver's Compartment Group	G-07 - G-11
Electrical Group	G-12 - G-15
Exterior Body Group	G-16 - G-23
Galley Group	G-24 - H-08
Heating & Air Conditioning Group	H-09 - H-11
Interior Finish Group	H-12 - H-13
Labels Group	H-14
LP Group	H-15
Lounge Group	H-16 - H-19
Sealants & Fasteners Group	H-20 - H-21
Water & Sewage Group	H-22 - H-24
Window, Vent & Exterior Door Group	H-25 - I-13

ELECTRICAL GROUP (CONTINUED)

EXTERIOR LIGHTS & BULBS

Key	Part Number	U/M	Description
	036198-01-000	EA	Bulb
	084785-01-000	EA	Screw
	079378-01-000	EA	Terminal
	102540-01-000	EA	Screw Seal
	081250-02-000	EA	Light Asm. (Red)
	081250-01-000	EA	Light Asm. (Amber)
	102541-01-000	EA	Gasket
	087789-03-000	EA	Socket
	102562-01-000	EA	Bracket
	095212-01-000	EA	Lamp Asm. - Taillight (Passenger Side)
	095212-02-000	EA	Lamp Asm. - Taillight (Drivers Side)
	037934-01-000	EA	Bulb - 12 Volt - #1157A - Used For Tail Lamp Asm.
	097917-01-03A	EA	Porch Light - Recessed - Gray
	097917-01-700	EA	Lens - Porch Light - Recessed
	008215-01-000	EA	Bulb - 12 Volt - #1003 - Porch Light
	051057-02-000	EA	Spotlight - Power Driven
	051057-01-705	EA	Bulb - Spotlight
	095213-01-060	EA	Headlamp Asm./Turn Signal - Passenger Side
	095213-02-000	EA	Headlamp Asm./Turn Signal - Driver Side
	095213-01-700	EA	Lens - Turn Signal - Driver Side
	095213-01-701	EA	Lens - Turn Signal - Passenger Side
	075660-01-000	EA	Side Marker Lamp - Amber
	075660-02-000	EA	Side Marker Lamp - Red
	088747-03-000	EA	Fog Lamp Asm. - Clear Lens
	098024-01-01A	EA	Dome Light - Ivory (CSA)
	008218-01-000	EA	Bulb - 12 Volt - Dome Light
	058330-02-000	EA	Socket Asm. - Lamp - w/Wire (Ford)

FUSES & CIRCUIT BREAKERS

Key	Part Number	U/M	Description
	008235-01-000	EA	Fuse - 15 Amp. (CSA)
	062901-02-000	EA	Fuse - Automotive - 5 Amp.
	062901-05-000	EA	Fuse - Automotive - 15 Amp.
	062901-07-000	EA	Fuse - Automotive - 25 Amp.
	044466-03-000	EA	Circuit Breaker - 25 Amp. - 12 Volt - w/Mount Bracket
	083209-01-000	EA	Circuit Breaker - 15 Amp. - 120 Volt
	083209-02-000	EA	Circuit Breaker - 15/15 Amp. - 120 Volt (CSA)
	083209-03-000	EA	Circuit Breaker - 15/20 Amp. - 120 Volt (CSA)
	083209-04-000	EA	Circuit Breaker - 30 Amp. - 120 Volt
	083209-06-000	EA	Circuit Breaker - 30/15 Amp. - 120 Volt
	094810-01-000	EA	Circuit Breaker - 30/30 Amp.
	094811-01-000	EA	Circuit Breaker - 20/20 Amp.
	083209-08-000	EA	Circuit Breaker - Blank
	093654-01-000	EA	Circuit Breaker - 6 Amp. - 12 Volt
	085720-01-000	EA	Circuit Breaker - 15 Amp. - 12 Volt
	085720-03-000	EA	Circuit Breaker - 25 Amp. - 12 Volt
	085720-04-000	EA	Circuit Breaker - 30 Amp. - 12 Volt
	082678-01-000	EA	Circuit Breaker - 40 Amp. - 12 Volt
	097811-01-000	EA	Circuit Breaker - 10 Amp. - 12 Volt
	050283-02-000	EA	Buss Bar - 2 Circuit
	092786-02-000	EA	Buss Bar - 3 Circuit
	093674-01-000	EA	Plate - Circuit Breaker
	100341-01-000	EA	Fuse Holder - In Line Type

ELECTRICAL GROUP (CONTINUED)

ELECTRICAL COMPONENTS

Key	Part Number	U/M	Description
	008288-01-000	EA	Box - Electrical - 3" x 3 1/2" - Plastic
	008288-02-000	EA	Box - Electrical - 3.94" x 3.13" x 1.81" - Plastic (USA)
	091910-01-000	EA	Box - Electrical - 3.75" x 3.5" x 1.75" - Plastic (CSA)
	008289-01-000	EA	Box - Electrical - 4" x 4" - 1/2 x 3/4 - Steel (USA)
	008289-02-000	EA	Box - Electrical - 4" x 4" - 1/2 x 3/4 - Steel (CSA)
	058049-01-000	EA	Box - Electrical - 2" x 3" x 2.25" - Steel
	093257-01-000	EA	Box - Electrical - Circuit Breaker
	088751-01-000	FT	Cable - Battery - 1/0 AWG Stranded
	010495-01-000	EA	Clamp - Cable - 9/16"
	010497-01-000	EA	Clamp - Closed - 5/8" ID
	010499-01-000	EA	Clamp - Closed - 3/8" ID
	041953-01-000	FT	Conduit - Convolute Slt - .50" ID
	041953-02-000	FT	Conduit - Convolute Slt - .625" ID
	041953-03-000	FT	Conduit - Convolute Slt - 1" ID
	041953-05-000	FT	Conduit - Convolute Solid - .625" ID
	041953-06-000	FT	Conduit - Convolute Slt - .375" ID
	041953-07-000	FT	Conduit - Convolute Slt - .250" ID
	041953-09-000	FT	Conduit - Convolute Slt - .50" ID
	041953-10-000	FT	Conduit - Convolute Slt - .75" ID
	041953-11-000	FT	Conduit - Convolute Slt - 1.063" ID
	008353-01-000	EA	Connector - 3/8" - Cable Clamping
	008355-01-000	EA	Connector - 3/4" - Cable Clamping
	008356-01-000	EA	Connector - 3/8" - Plastic
	008311-01-000	EA	Connector - Wire Nut - Red
	008312-01-000	EA	Connector - Wire Nut - Blue
	008313-01-000	EA	Connector - Wire Nut - Yellow
	008314-01-000	EA	Connector - Wire Nut - Gray
	058028-01-000	EA	Connector - Clear Nylon Pigtail
	088475-01-000	EA	Connector - Pin
	082740-01-000	EA	Connector Body - 2 Contact Female
	008052-01-000	EA	Power Cord - 10/3 - 30 Amp. 25' (CSA)
	008054-01-000	EA	Power Cord - 10/3 - 30 Amp. - 25' (US)
	008054-02-000	EA	Power Cord - 10/3 - 30 Amp. - 33' (US)
	008294-01-000	EA	Cover - Electrical Box - Flat Blank - 4" x 4" - Steel (US)
	008294-02-000	EA	Cover - Electrical Box - Flat Blank - 4" x 4" - Steel (CSA)
	069238-01-000	EA	Cover - Electrical Box - 4" x 4"
	076319-09-000	EA	Cover - Receptacle - Brown
	084077-02-000	EA	Cover - Receptacle - Brown - GFI
	091927-01-000	EA	Cover - Receptacle - Double - Ivory
	084077-03-000	EA	Cover - Blank A/C - Ivory
	075036-03-000	EA	Cover - Exterior Receptacle
	092633-01-02A	EA	Cover - A/C - Plate - Off White - w/o A/C
	092633-01-01A	EA	Cover - A/C - Plate - Light Oak - w/A/C
	074897-01-000	EA	Cover - Electrical Box - A/C Dual Switch
	100341-01-000	EA	Holder - Fuse - In Line
	097744-02-000	EA	Housing Asm. - Trailer Pin
	097745-02-000	EA	Housing Asm. - Trailer Receptacle - 48"
	062037-01-000	EA	Housing - Automotive Fuse - Natural
	062037-02-000	EA	Housing - Automotive Fuse - Green
	062037-03-000	EA	Housing - Automotive Fuse - Black
	062037-05-000	EA	Housing - Automotive Fuse - Gray
	062037-06-000	EA	Housing - Automotive Fuse - Brown
	088474-01-000	EA	Housing - Socket - 12 Position
	088474-02-000	EA	Housing - Socket - 15 Position
	088474-03-000	EA	Housing - Socket - 9 Position
	088474-06-000	EA	Housing - Socket - 6 Position
	088474-07-000	EA	Housing - Socket - 5 Position
	088474-08-000	EA	Housing - Socket - 4 Position
	088474-09-000	EA	Housing - Socket - 3 Position
	088474-10-000	EA	Housing - Socket - 2 Position
	088474-11-000	EA	Housing - Socket - 1 Position

1990 ITASCA  
TABLE OF CONTENTS

INTRODUCTION	A-01 - A-02
ABBREVIATIONS	A-03
ALPHABETICAL/GROUP REFERENCE	A-04 - A-06
IC/FP32RQ	A-07 - E-08
IC/FP37RQ	E-09 - I-13

1990 IC/FP37RQ INDEX

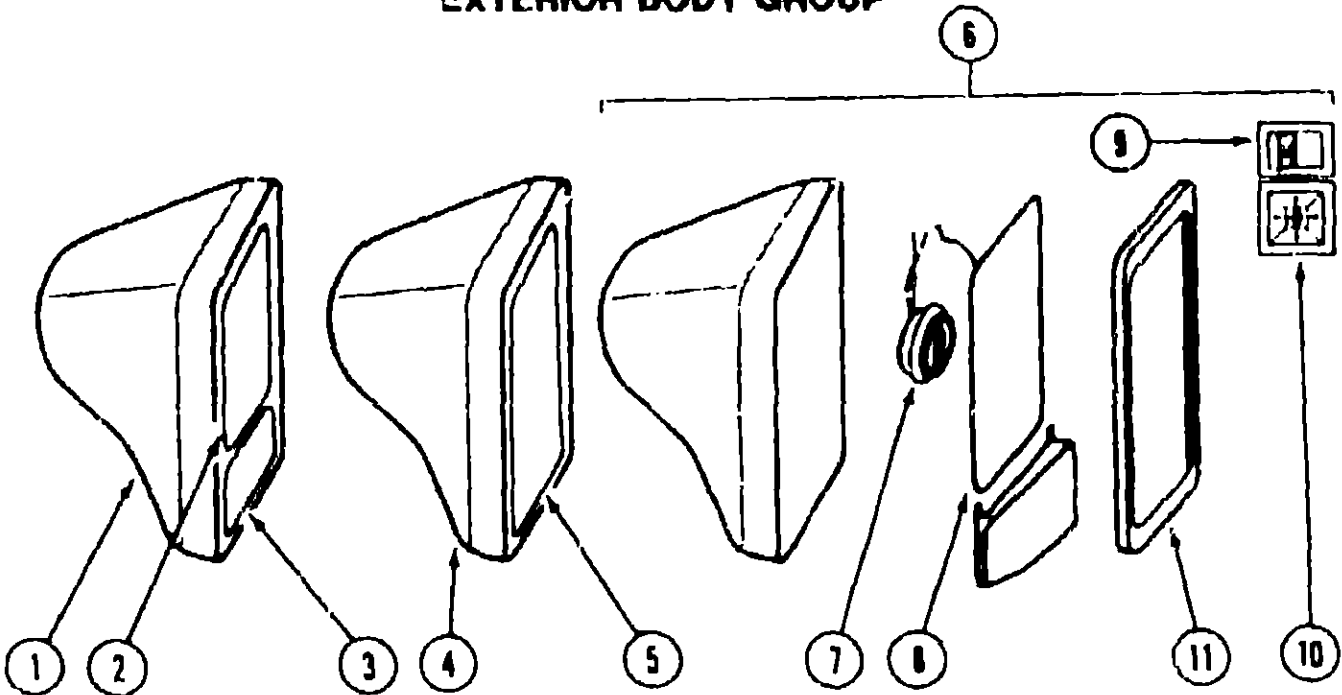
Floor Plan	E-09 - E-10
Accessories Group	E-11 - E-13
Bath Group	E-14 - E-16
Bedroom Group	E-17 - E-21
Chassis Group	E-22 - F-11
Curtain, Cushion & Pad Group	F-12 - G-03
Dinette Group	G-04 - G-06
Driver's Compartment Group	G-07 - G-11
Electrical Group	G-12 - G-15
Exterior Body Group	G-16 - G-23
Galley Group	G-24 - H-08
Heating & Air Conditioning Group	H-09 - H-11
Interior Finish Group	H-12 - H-13
Labels Group	H-14
LP Group	H-15
Lounge Group	H-16 - H-19
Sealants & Fasteners Group	H-20 - H-21
Water & Sewage Group	H-22 - H-24
Window, Vent & Exterior Door Group	H-25 - I-13

ELECTRICAL GROUP (CONTINUED)

ELECTRICAL COMPONENTS (CONTINUED)

Key	Part Number	U/M	Description
	088473-01-000	EA	Housing - Pin - 12 Position
	088473-02-000	EA	Housing - Pin - 15 Position
	088473-03-000	EA	Housing - Pin - 9 Position
	088473-05-000	EA	Housing - Pin - 8 Position
	088473-06-000	EA	Housing - Pin - 8 Position
	088473-07-000	EA	Housing - Pin - 5 Position
	088473-08-000	EA	Housing - Pin - 4 Position
	088473-09-000	EA	Housing - Pin - 3 Position
	088473-10-000	EA	Housing - Pin - 2 Position
	088473-11-000	EA	Housing - Pin - 1 Position
	083910-01-000	EA	Housing - Relay - 3 Position
	101571-01-000	EA	Housing - Male - 2 Position
	094088-01-01A	EA	Plate - Switch - 1 Gang (Lock) Black
	098351-01-01A	EA	Plate - Switch - 1 Gang
	098351-01-02A	EA	Plate - Switch - 2 Gang
	098351-03-02A	EA	Plate - Switch - 3 Gang
	098351-04-01A	EA	Plate - Switch - Generator (Bedroom)
	024924-02-000	EA	Receptacle - Power Cord
	058707-01-000	EA	Receptacle - Single - Brown - T & B
	058708-01-000	EA	Receptacle - Duplex - Brown - T & B
	058708-02-000	EA	Receptacle - Duplex - Ivory - T & B
	084076-02-000	EA	Receptacle - Duplex - Brown - GFI
	007940-01-000	EA	Receptacle - Slide - 16/12 AWG
	080015-02-000	EA	Receptacle - Plug - .185 - 16/14 Gauge
	086273-01-000	EA	Relay - Battery Disconnect
	063912-02-000	EA	Relay - Canister - SPDT w/Resistor
	077000-01-000	EA	Socket Asm. - w/8" Pigtail Leads
	088476-01-000	EA	Socket - Connector
	088476-02-000	EA	Socket - Connector - 12/10 Gauge
	090971-01-000	EA	Splice - Cable - 110 Volt
	098351-01-02A	EA	Switch - Generator (Bedroom)
	058484-01-000	EA	Switch - Leaf Actuator
	086272-02-000	EA	Switch - DPDT - On/On
	087695-01-000	EA	Switch - Mirror Heater
	088246-01-000	EA	Switch Asm. - Remote Mirror
	079364-04-000	EA	Switch - On/Off Rocker
	079364-02-000	EA	Switch - Lock/Lock Rocker - Brown
	007942-01-000	EA	Tab - 18/14 AWG Wire
	007943-01-000	EA	Tab - 14/10 AWG Wire
	007949-01-000	EA	Tab - HSG - 1 Position
	008326-01-000	EA	Terminal - Ring - 16/14 - 3/8" Stud
	008328-01-000	EA	Terminal - Ring - 12/10 Wire
	008329-01-000	EA	Terminal - Ring - 8 - 5/16" Stud
	008331-01-000	EA	Terminal - Ring - 4 - 3/8" Stud
	008332-01-000	EA	Terminal - Ring - 6 - 1/4" Stud
	008348-01-000	EA	Terminal - Ring - 2 - 3/8" Stud
	035416-04-000	EA	Terminal - Ring - #10 Stud Fit
	047443-01-000	EA	Terminal - .250 Receptacle 16-14
	047443-02-000	EA	Terminal - .250 Receptacle 12-10
	047443-03-000	EA	Terminal - .187 Receptacle - 16-14
	062036-01-000	EA	Terminal - Pack - 12/10 AWG
	062036-02-000	EA	Terminal - Pack - 16/14 AWG
	008026-01-000	EA	Wire w/Ground - Romex - 12/2
	008027-01-000	EA	Wire w/Ground - Romex - 14/2
	008343-02-000	EA	Wire Tie - 6"
	086272-02-000	EA	Switch - DPDT - 3 Position
	090351-01-000	EA	Switch - Door Lock
	097372-01-01A	EA	Switch - SPST - On/Off
	097372-03-01A	EA	Switch - SPDT - On/Off/Mom
	097372-04-01A	EA	Switch - SPDT - Mom/Off/Mom
	097372-05-01A	EA	Switch - SPDT - On/Off/Mom
	097372-06-01A	EA	Switch - Blank
	097372-07-01A	EA	Switch - SPST - On/On
	097372-08-01A	EA	Switch - SPDT - On/On

EXTERIOR BODY GROUP



EXTERIOR MIRRORS

Key	Part Number	U/M	Description
1	077051-03-000	EA	Mirror Asm. - w/Convex - Passenger Side
1	077051-04-000	EA	Mirror Asm. - w/Convex - Drivers Side
2	077051-03-700	EA	Mirror - 7.8" x 7.12"
3	077051-03-701	EA	Mirror - Convex w/Bezel - Passenger Side
3	077051-04-701	EA	Mirror - Convex w/Bezel - Drivers Side
4	077051-01-000	EA	Mirror Asm. - Passenger Side
4	077051-02-000	EA	Mirror Asm. - Driver Side
5	077051-04-700	EA	Mirror - 7.8" x 12.12"
6	086261-01-000	EA	Mirror Asm. - w/Remote Control & Defrost - Passenger Side
6	086261-02-000	EA	Mirror Asm. - w/Remote Control & Defrost - Driver Side
7	086261-01-701	EA	Common Gear Motor Asm.
8	086261-01-700	EA	Common Flat Glass w/Heat Element
9	087695-01-000	EA	Mirror Heater Switch
10	088246-01-000	EA	Mirror Remote Control Asm.
11	077051-03-702	EA	Common Snap Bezel

SHEET FIBERGLASS, ALUMINUM & STYROFOAM

Key	Part Number	U/M	Description
	044487-01-001	EA	Aluminum - Mill Finish - No Design (Roof) - 96" x 360"
	000868-01-000	SF	Styrofoam - 3/4" x 24" x 96"
	000870-02-000	SF	Styrofoam - 1 1/2" x 48" x 96"
	000870-03-000	SF	Styrofoam - 1.34" x 48" x 96"
	000870-05-000	SF	Styrofoam - .5" x 24" x 96"
	083574-02-000	SF	Styrofoam - 1.5" x 24" x 90.5"
	084882-02-000	EA	Fiberglass/Mende Board Sheet - Gray

1990 ITASCA  
TABLE OF CONTENTS

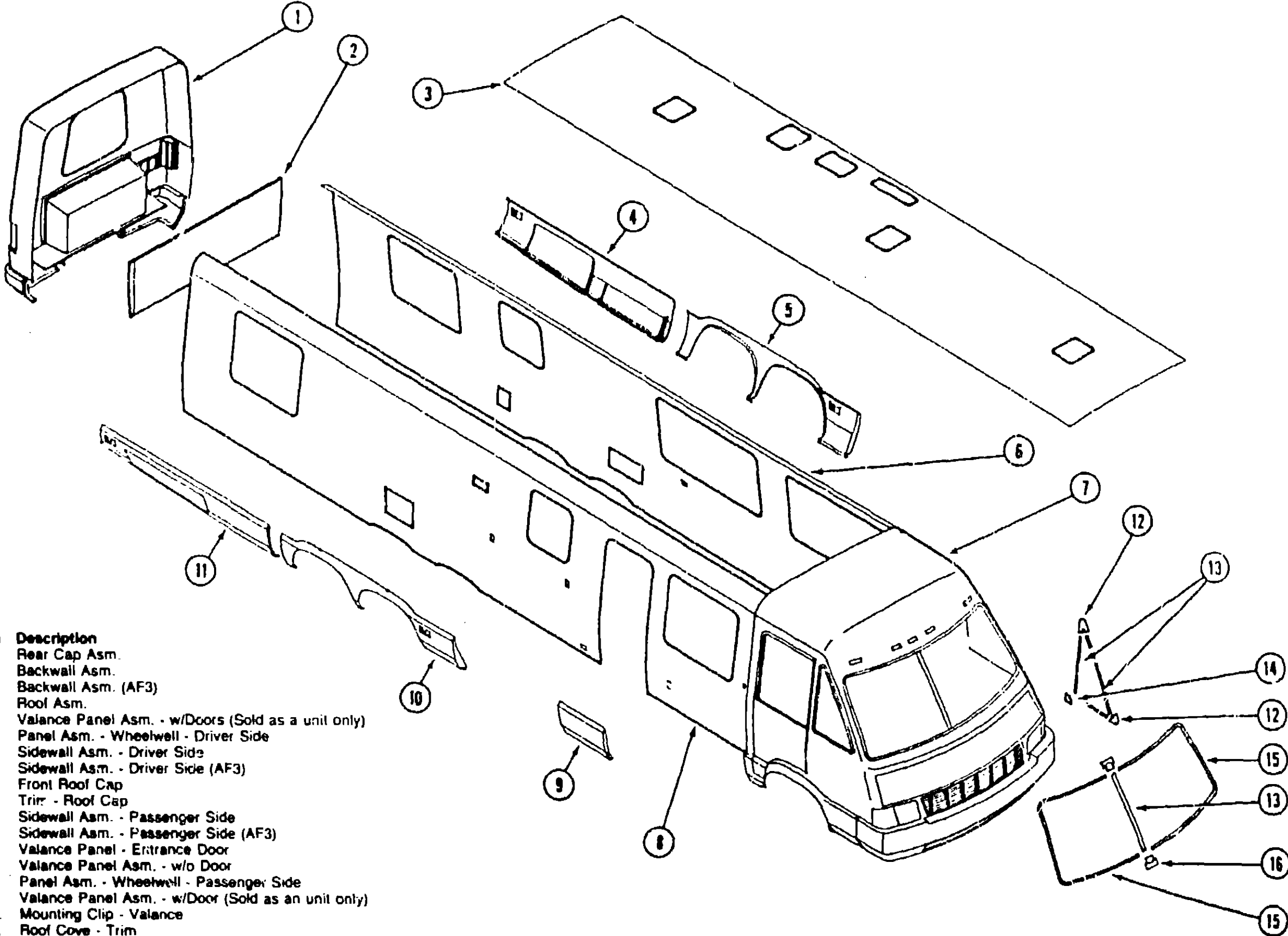
INTRODUCTION	A-01 - A-12
ABBREVIATIONS	A-13
ALPHABETICAL/GROUP REFERENCE	A-04 - A-06
IC/FP32RQ	A-07 - E-08
IC/FP37RQ	E-09 - I-13

1990 IC/FP37RQ INDEX

Floor Plan	E-09 - E-10
Accessories Group	E-11 - E-13
Bath Group	E-14 - E-16
Bedroom Group	E-17 - E-21
Chassis Group	E-22 - F-11
Curtain, Cushion & Pad Group	F-12 - G-03
Dinette Group	G-04 - G-06
Driver's Compartment Group	G-07 - G-11
Electrical Group	G-12 - G-15
Exterior Body Group	G-16 - G-23
Galley Group	G-24 - H-08
Heating & Air Conditioning Group	H-09 - H-11
Interior Finish Group	H-12 - H-13
Labels Group	H-14
LP Group	H-15
Lounge Group	H-16 - H-19
Sealants & Fasteners Group	H-20 - H-21
Water & Sewage Group	H-22 - H-24
Window, Vent & Exterior Door Group	H-25 - I-13

EXTERIOR BODY GROUP (CONTINUED)

EXTERIOR BODY PANELS



G-17

G-18

1990 ITASCA  
TABLE OF CONTENTS

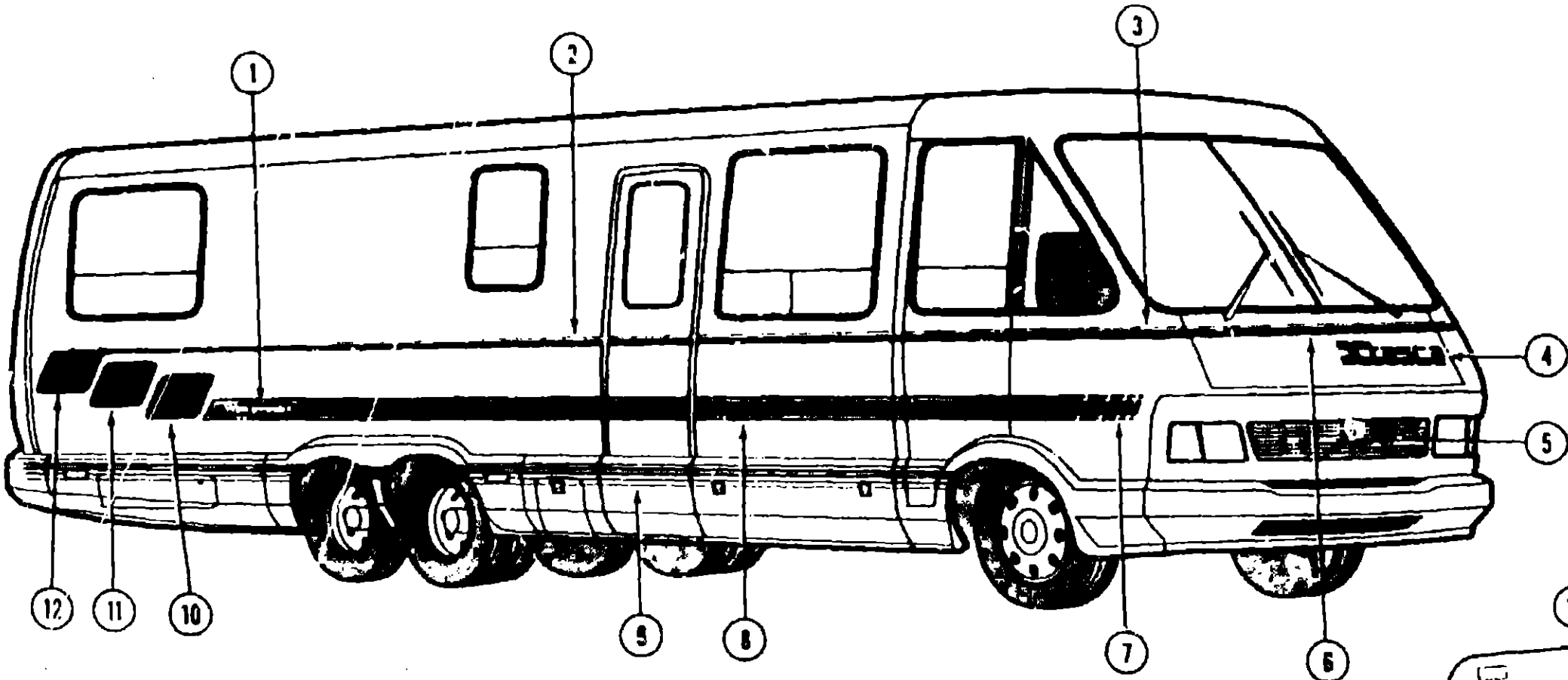
INTRODUCTION	A-01 - A-02
ABBREVIATIONS	A-03
ALPHABETICAL/GROUP REFERENCE	A-04 - A-06
IC/FP32RQ	A-07 - E-08
IC/FP37RQ	E-09 - I-13

1990 IC/FP37RQ INDEX

Floor Plan	E-09 - E-10
Accessories Group	E-11 - E-13
Bath Group	E-14 - E-16
Bedroom Group	E-17 - E-21
Chassis Group	E-22 - F-11
Curtain, Cushion & Pad Group	F-12 - G-03
Dinette Group	G-04 - G-06
Driver's Compartment Group	G-07 - G-11
Electrical Group	G-12 - G-15
Exterior Body Group	G-16 - G-23
Galley Group	G-24 - H-08
Heating & Air Conditioning Group	H-09 - H-11
Interior Finish Group	H-12 - H-13
Labels Group	H-14
LP Group	H-15
Lounge Group	H-16 - H-19
Sealants & Fasteners Group	H-20 - H-21
Water & Sewage Group	H-22 - H-24
Window, Vent & Exterior Door Group	H-25 - I-13

Key	Part Number	U/M	Description
1	094717-02-01A	EA	Rear Cap Asm.
2	097667-01-AF1	EA	Backwall Asm.
2	097667-01-AF2	EA	Backwall Asm. (AF3)
3	M96093-01-AC1	EA	Roof Asm.
4	096887-02-02A	EA	Valance Panel Asm. - w/Doors (Sold as a unit only)
5	086653-02-W36	EA	Panel Asm. - Wheelwell - Driver Side
6	M96009-01-AF1	EA	Sidewall Asm. - Driver Side
6	M96009-01-AF2	EA	Sidewall Asm. - Driver Side (AF3)
7	M01815-10-AF1	EA	Front Roof Cap
	083805-16-000	EA	Trim - Roof Cap
8	M96012-01-AF1	EA	Sidewall Asm. - Passenger Side
8	M96012-01-AF2	EA	Sidewall Asm. - Passenger Side (AF3)
9	088684-01-X75	EA	Valance Panel - Entrance Door
	086822-02-000	EA	Valance Panel Asm. - w/o Door
10	086653-01-W36	EA	Panel Asm. - Wheelwell - Passenger Side
11	096886-02-02A	EA	Valance Panel Asm. - w/Door (Sold as a unit only)
	073050-02-000	EA	Mounting Clip - Valance
	084743-55-002	EA	Roof Cove - Trim
	082694-02-000	EA	Trim - Upper Valance Panel
12	067841-02-000	EA	Reveal Molding Cap - Driver or Passenger Side
13	083178-01-000	FT	Reveal Molding
14	076842-02-000	EA	Reveal Molding Cap - Driver or Passenger Side
15	083179-01-000	FT	Reveal Molding
16	076844-02-000	EA	Reveal Molding Cap - Driver or Passenger Side
	069362-04-000	EA	Valance Support Strap - 13.2"
	069362-06-000	EA	Valance Support Strap - 17"

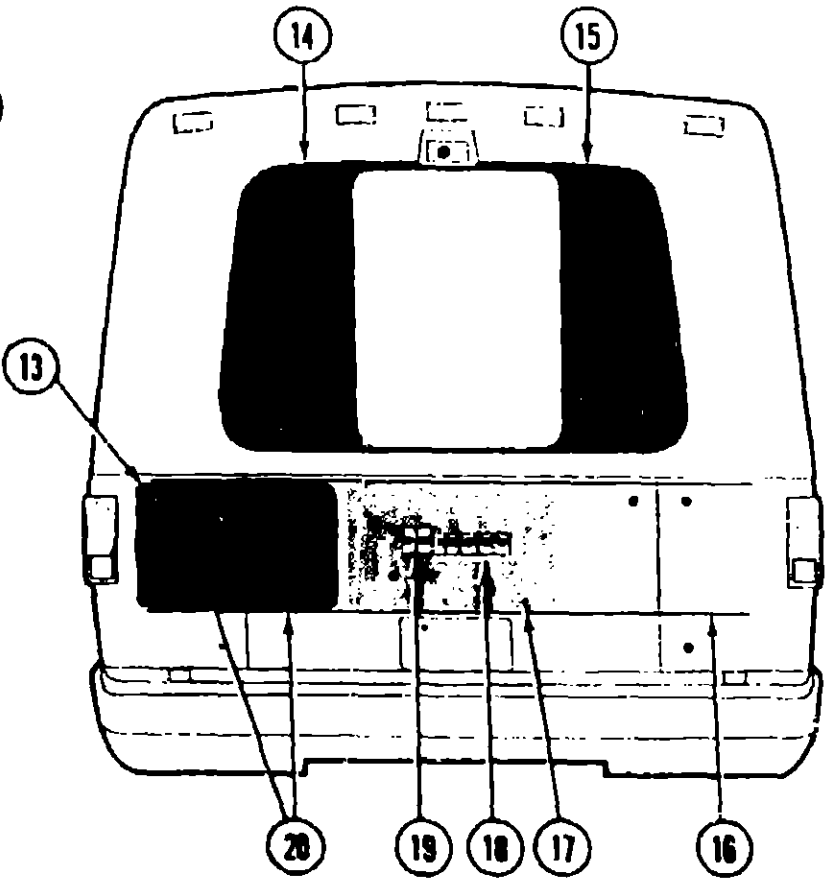
EXTERIOR BODY GROUP (CONTINUED)  
DECALS & FILM STRIPES



Key	Part Number	U/M	Description
1	076336-03-000	EA	Decal - Logo "Windcruiser"
2	092322-05-01A	FT	Film - Multi-stripe
3	096145-01-01A	EA	Decal - Front - Corner - Passenger Side
	096145-02-01A	EA	Decal - Front - Corner - Driver Side
4	096156-01-01A	EA	Decal - Logo - "Itasca" Hood
5	093790-01-01A	EA	Decal - Logo - "I" - Front Grille
6	093680-15-01A	EA	Film - Multi-stripe
7	096146-01-01A	EA	Decal - Front - Passenger Side
	096146-02-01A	EA	Decal - Front - Driver Side
8	093689-06-01A	FT	Film - Multi-stripe
9	093680-14-01A	FT	Film - Multi-stripe
10	096148-01-01A	EA	Decal - Rear - Passenger Side
	096148-02-01A	EA	Decal - Rear - Driver Side
11	096148-01-02A	EA	Decal - Rear - Passenger Side
	096148-02-02A	EA	Decal - Rear - Driver Side
12	096147-01-01A	EA	Decal - Rear - Passenger Side
	096147-02-01A	EA	Decal - Rear - Driver Side
13	096144-01-01A	EA	Decal - Rear - Driver Side
14	100586-02-01A	EA	Decal - Border - Driver Side
15	100586-01-01A	EA	Decal - Border - Passenger Side
16	096144-01-02A	EA	Decal - Rear - Passenger Side
17	096144-02-01A	EA	Decal - Rear - Center
18	084075-01-000	EA	Decal - Logo "By Winnebago Industries"
19	093791-01-01A	EA	Decal - Logo "Itasca"
20	093681-10-01A	FT	Film - Stripe

1990 ITASCA  
TABLE OF CONTENTS

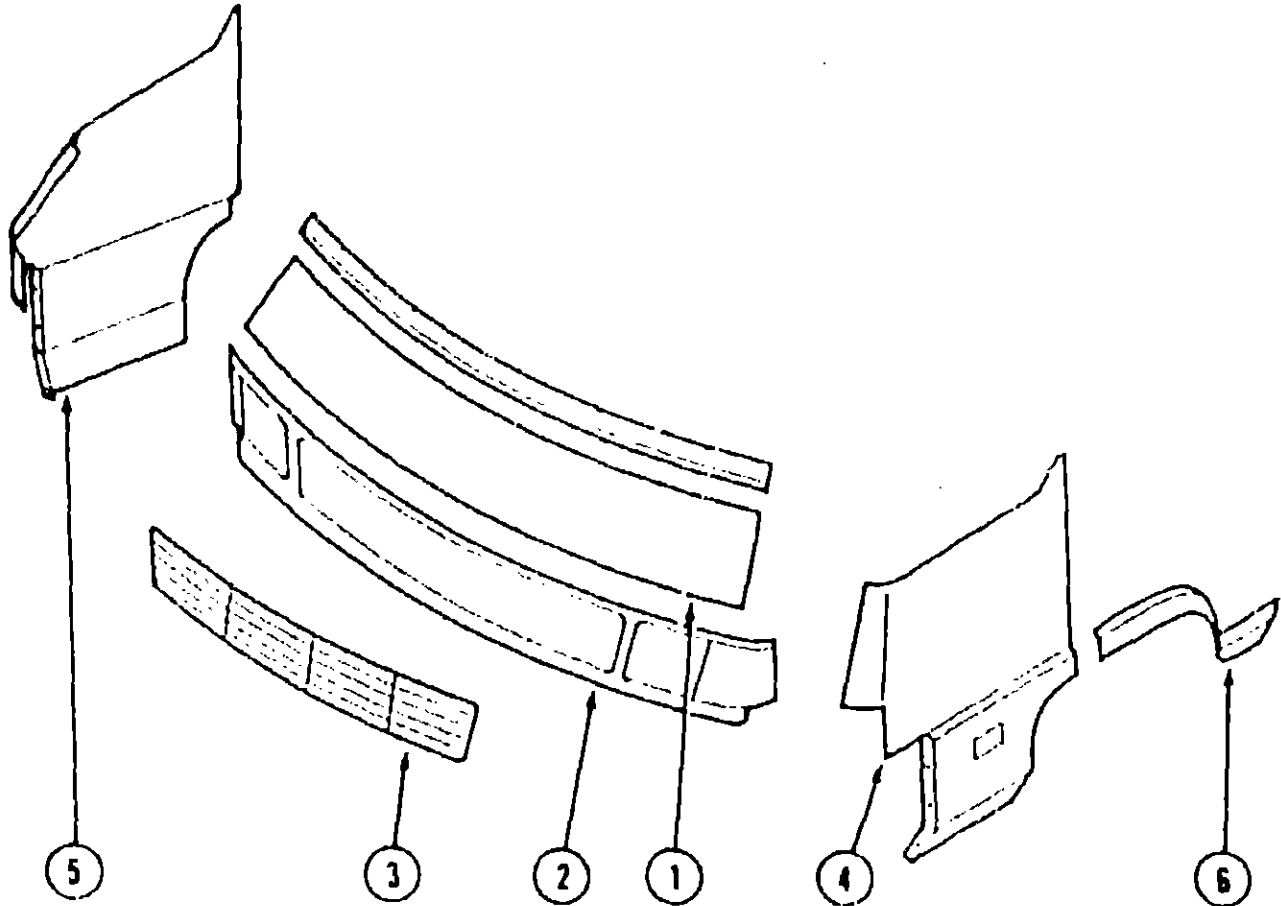
INTRODUCTION	A-01 - A-02
ABBREVIATIONS	A-03
ALPHABETICAL/GROUP REFERENCE	A-04 - A-06
IC/FP32RQ	A-07 - E-08
IC/FP37RQ	E-09 - I-13



1990 IC/FP37RQ INDEX

Floor Plan	E-09 - E-10
Accessories Group	E-11 - E-13
Bath Group	E-14 - E-16
Bedroom Group	E-17 - E-21
Chassis Group	E-22 - F-11
Curtain, Cushion & Pad Group	F-12 - G-03
Dinette Group	G-04 - G-06
Driver's Compartment Group	G-07 - G-11
Electrical Group	G-12 - G-15
Exterior Body Group	G-16 - G-23
Galley Group	G-24 - H-08
Heating & Air Conditioning Group	H-09 - H-11
Interior Finish Group	H-12 - H-13
Labels Group	H-14
LP Group	H-15
Lounge Group	H-16 - H-19
Sealants & Fasteners Group	H-20 - H-21
Water & Sewage Group	H-22 - H-24
Window, Vent & Exterior Door Group	H-25 - I-13

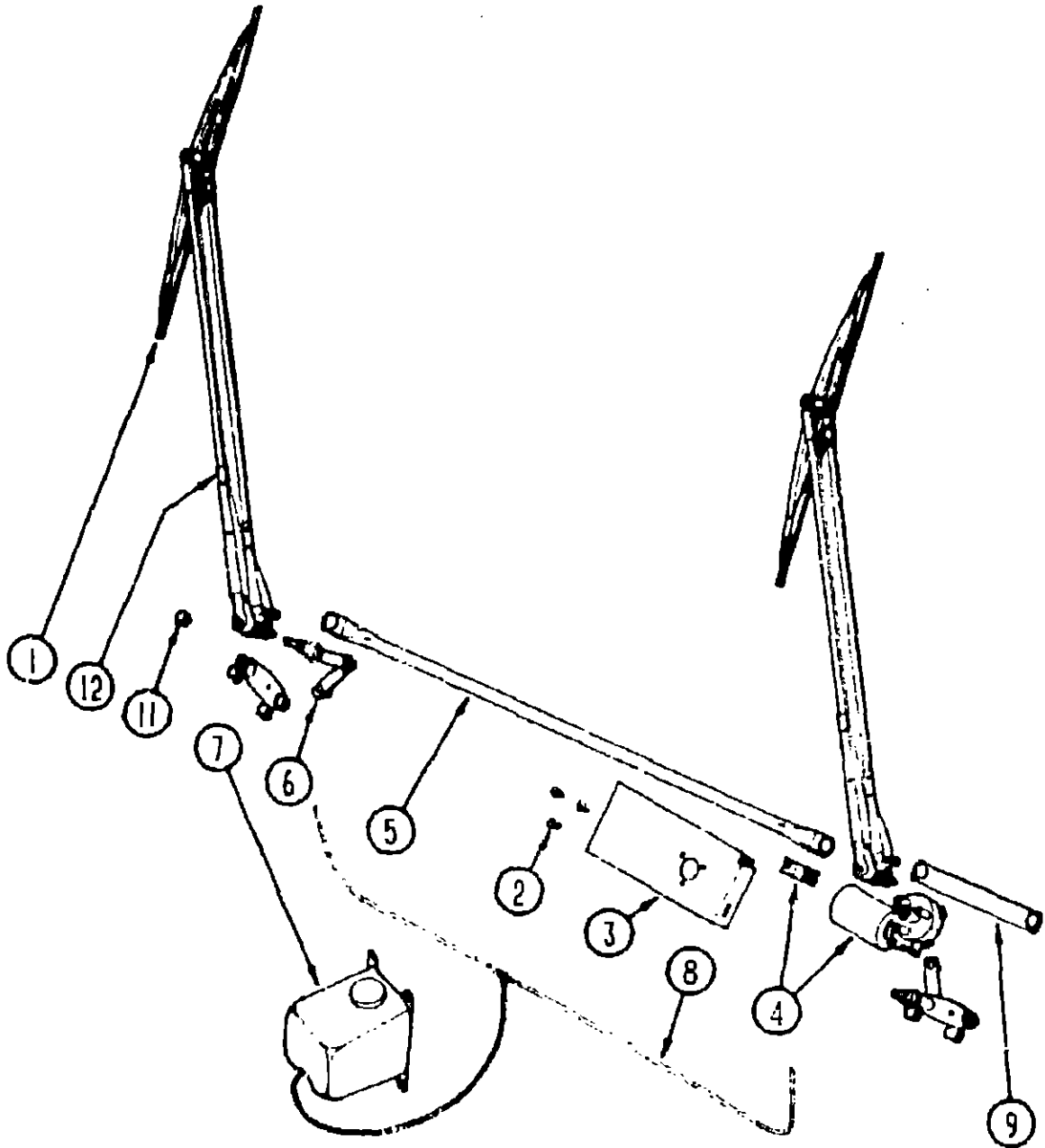
EXTERIOR BODY GROUP (CONTINUED)



EXTERIOR BODY PANELS HARDWARE (CAB)

Key	Part Number	U/M	Description
1	095441-01-AF1	EA	Hood Panel
	058786-02-000	EA	Hood Bolt - Adjusting
	M02680-01-U16	EA	Hinge Asm. - Hood - Passenger Side
	M02680-02-U16	EA	Hinge Asm. - Hood - Driver Side
	076772-01-000	EA	Clip - Prop Rod
	102087-01-000	EA	Cable Asm. - Hood Release
	073336-02-000	EA	Bracket - Mounting Latch
	R77007-01-950	EA	Hood Latch Striker
	073342-01-000	EA	Bracket Asm. - Hood Latch
	076837-01-000	EA	Prop Rod
	R77007-51-429	EA	Latch Asm. - Hood
	073610-01-000	EA	Spring - Hood Latch Striker
	077407-01-000	EA	Bracket - Hood Release Cable (Mounted under the hood)
	102515-01-000	EA	Bracket - Hood Release Cable (Mounted under the dash)
	091955-02-000	EA	Squeegee - Extended Handle
	091952-02-000	EA	Clip - Gripper - Squeegee
	083527-01-000	EA	Bracket - Squeegee
2	095443-01-AF1	EA	Grille - Panel Asm.
3	095435-01-AF1	EA	Grille Asmt.
4	095440-02-01A	EA	Fender Panel - Front Left (Used till 12-12-89)
4	099989-04-AF1	EA	Fender Panel - Front Left (From: 12-13-89 Thru: 04-13-90)
4	101271-04-AF1	EA	Fender Panel - Front Left (Used from 04-14-90)
5	095440-01-01A	EA	Fender Panel - Front Right (Used till 12-12-89)
5	099989-03-AF1	EA	Fender Panel - Front Right (From: 12-13-89 Thru: 04-13-90)
5	101271-03-AF1	EA	Fender Panel - Front Right (Used from 04-14-90)
6	084714-04-000	EA	Fender Panel - Rear Left
	084714-03-000	EA	Fender Panel - Rear Right
	M01615-10-AF1	EA	Roof Cap - Front Cab

EXTERIOR BODY GROUP (CONTINUED)



WINDSHIELD WIPER & DRIVE ASSEMBLY

Key	Part Number	U/M	Description
1	095964-01-000	EA	Blade - Wiper - 24"
2	096526-01-000	EA	Hex Bolt - Serrated Flange - 1/4" - 8 UNF
3	076388-01-000	EA	Support Bracket - Motor Asm.
4	096381-01-000	EA	Motor Asm. w/Drive Arm
	067188-01-000	EA	Stud - Arm Drive
5	067192-01-000	EA	Connecting Link Asm.
6	096505-01-000	EA	Pivot Shaft Asm.
7	056000-02-000	EA	Washer Asm. - w/o Nozzles
8	096931-01-700	FT	Hose - Washer
9	067193-03-000	EA	Connecting Link Asm.
11	077049-01-000	EA	Acorn Nut - Control Arm
12	095963-01-000	EA	Wiper Arm - 28"
	096931-01-701	EA	Nozzle Hardware Kit - Washer
	091900-01-702	EA	Wiper Control Module

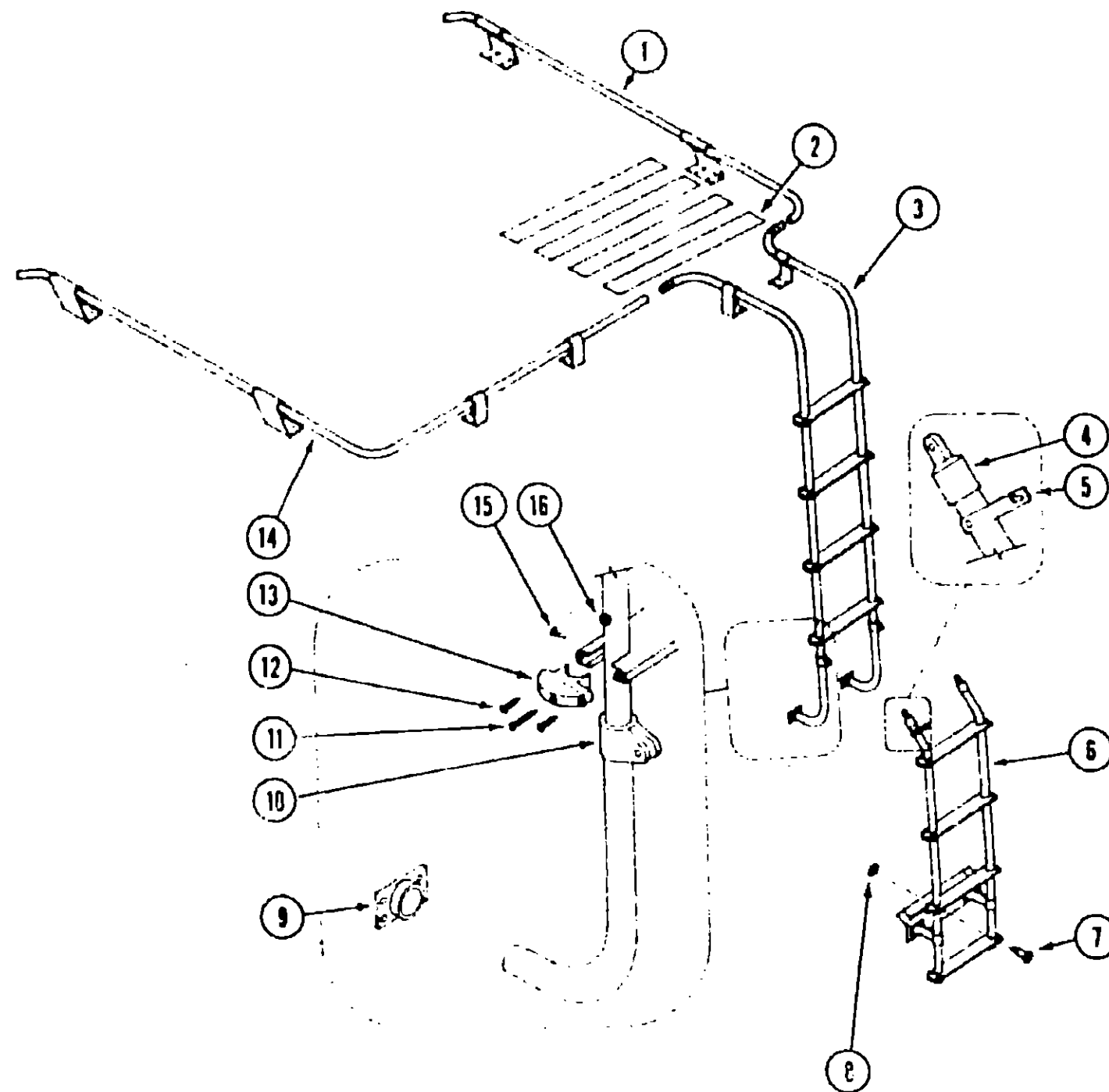
1990 ITASCA  
TABLE OF CONTENTS

INTRODUCTION	A-01 - A-02
ABBREVIATIONS	A-03
ALPHABETICAL/GROUP REFERENCE	A-04 - A-06
IC/FP32RQ	A-07 - E-08
IC/FP37RQ	E-09 - I-13

1990 IC/FP37RQ INDEX

Floor Plan	E-09 - E-10
Accessories Group	E-11 - E-13
Bath Group	E-14 - E-16
Bedroom Group	E-17 - E-21
Chassis Group	E-22 - F-11
Curtain, Cushion & Pad Group	F-12 - G-03
Dinette Group	G-04 - G-06
Driver's Compartment Group	G-07 - G-11
Electrical Group	G-12 - G-15
Exterior Body Group	G-16 - G-23
Galley Group	G-24 - H-08
Heating & Air Conditioning Group	H-09 - H-11
Interior Finish Group	H-12 - H-13
Labels Group	H-14
LP Group	H-15
Lounge Group	H-16 - H-19
Sealants & Fasteners Group	H-20 - H-21
Water & Sewage Group	H-22 - H-24
Window, Vent & Exterior Door Group	H-25 - I-13

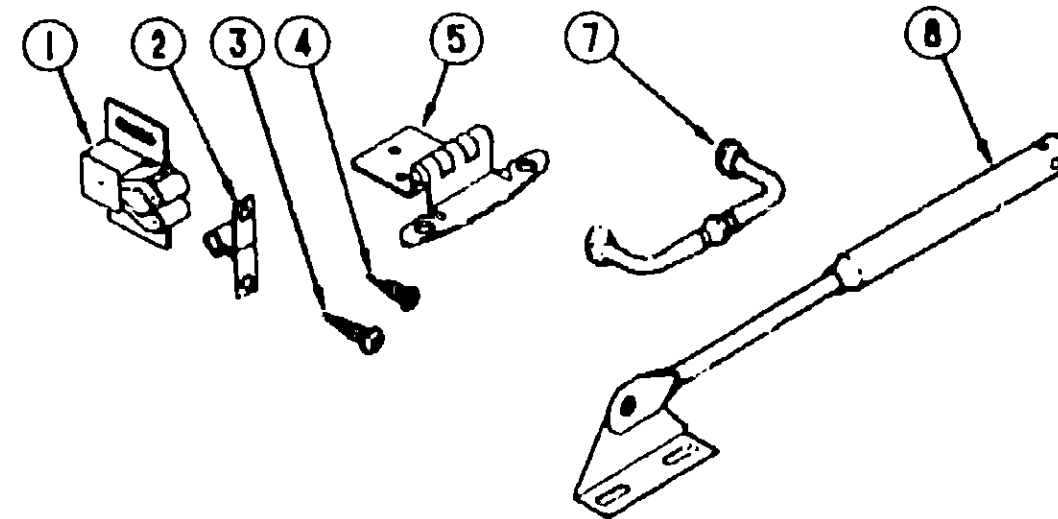
## EXTERIOR BODY GROUP (CONTINUED)



### RACK & LADDER COMPONENTS

Key	Part Number	U/M	Description
1	081026-05-T03	EA	Rack Asm. - Passenger Side
2	038327-01-000	EA	Tape - Anti-Slip - 2" x 60"
3	094823-01-AC1	EA	Ladder Asm. - Upper
4	081115-01-000	EA	Top Cap - 1"
5	080873-01-000	EA	Latch - Lower Ladder
6	094824-01-AC1	EA	Ladder Asm. - Lower
7	081056-01-000	EA	Pin - Quick Release
8	081055-01-000	EA	Springgrip - Internal Tooth Washer
9	067165-01-000	EA	Mounting Bracket
10	081116-01-000	EA	Slide Bracket
11	000G68-10-36T	EA	Screw
12	000G39-06-10T	EA	Screw
13	076980-02-000	EA	Step Cap - Black
14	081026-06-T03	EA	Rack Asm. - Driver Side
15	000G39-08-16T	EA	Screw
16	081113-01-000	EA	Bushing - Plastic Flange - White
	081114-01-000	EA	Cap Insert - Round - 1" Dia.

## GALLEY GROUP



### CABINET HARDWARE (DOORS & CABINETS)

Key	Part Number	U/M	Description
1	093586-03-000	EA	Roller Catch
2	093586-04-000	EA	Steel Strike
3	000G68-06-10G	EA	Screw #6 - 18 x .625" POH - Antique Brass - Hinge to Cabinet
4	000G13-06-10G	EA	Screw #6 - 20 x .625" PFH - Antique Brass - Hinge to Door
5	059777-03-000	EA	Hinge - Chrome (Doors)
7	088264-02-000	EA	Pull Handle
8	074493-02-000	EA	Door Support

## 1990 ITASCA TABLE OF CONTENTS

INTRODUCTION	A-01 - A-02
ABBREVIATIONS	A-03
ALPHABETICAL/GROUP REFERENCE	A-04 - A-06
IC/FP32RQ	A-07 - E-08
IC/FP37RQ	E-09 - I-13

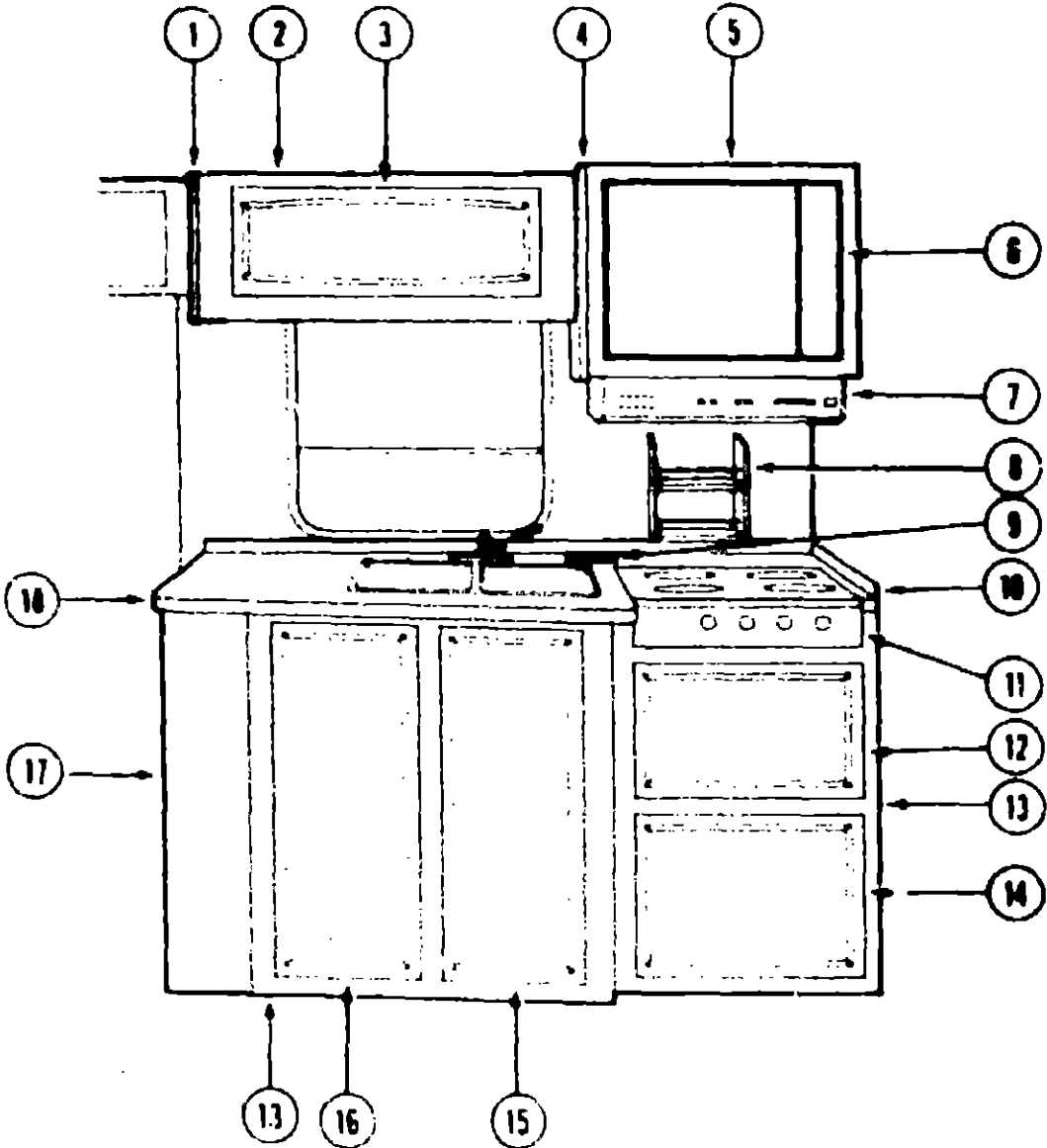
## 1990 IC/FP37RQ INDEX

Floor Plan	E-09 - E-10
Accessories Group	E-11 - E-13
Bath Group	E-14 - E-16
Bedroom Group	F-17 - E-21
Chassis Group	E-22 - F-11
Curtain, Cushion & Pad Group	F-12 - G-03
Dinette Group	G-04 - G-06
Driver's Compartment Group	G-07 - G-11
Electrical Group	G-12 - G-15
Exterior Body Group	G-16 - G-23
Galley Group	G-24 - H-08
Heating & Air Conditioning Group	H-09 - H-11
Interior Finish Group	H-12 - H-13
Labels Group	H-14
LP Group	H-15
Lounge Group	H-16 - H-19
Sealants & Fasteners Group	H-20 - H-21
Water & Sewage Group	H-22 - H-24
Window, Vent & Exterior Door Group	H-25 - I-13



**GALLEY GROUP (CONTINUED)**

**CABINTRY W/RANGE TOP**



Key	Part Number
1	085468-02-X19
2	M04008-28-AF1
3	M97028-14-AF1
4	085471-01-W13
5	085471-02-AC1
5	M04008-52-AC1
5	M04008-63-AC1
6	091289-05-000
7	092696-13-01A
7	092696-02-01A
7	098883-01-01A
7	098883-02-01A
8	092487-02-Y12
9	093238-01-Y12
	093282-01-000
10	088090-12-AC1
11	081374-03-000
11	081374-01-000
12	M82184-18-AC1
13	M93612-01-AC1
14	M98339-13-AC1
14	M98339-63-AC1
14	M88304-L1-AC1
15	M98339-12-AC1
15	M88304-32-Y21
16	M98339-11-AC1
16	M88304-31-Y21
17	085939-01-AC1
	M88304-F1-AC1
18	093612-16-AC1

U/M	Description
EA	End Cap Asm. - Overhead
EA	Cabinet Asm. - Overhead - w/o Door or Hardware
EA	Door Asm. - Overhead Cabinet - w/o Hardware
EA	End Cap Asm. - Overhead (used till 01-01-90)
EA	End Cap Asm. - Overhead (used from 01-02-90)
EA	Cabinet Asm. - Overhead Microwave - w/o Doors or Hardware (used till 11-12-89)
EA	Cabinet Asm. - Overhead Microwave - w/o Doors or Hardware (used from 11-13-89)
EA	Microwave Oven - Magic Chef M15E-6PB
EA	Range Hood w/Monitor Panel (USA) (used till 10-01-89)
EA	Range Hood w/Monitor Panel (CSA) (used till 11-12-89)
EA	Range Hood w/Monitor Panel (USA) (used from 10-02-89)
EA	Range Hood w/Monitor Panel (CSA) (used from 11-13-89)
EA	Spice Rack
EA	Knife Holder - Oak
EA	Bonnet - Knife Holder - Metal
EA	Backsplash
EA	Range Top - 4 Burner - Almond - Magic Chef BT85NA-4 (used till 07-29-90)
EA	Range Top - 4 Burner - Almond - Magic Chef BT85NA-4 (used from 07-29-90)
EA	Drawer Asm. - Galley Cabinet - w/o Hardware
EA	Cabinet Asm. - Galley w/Range Top - w/o Doors or Hardware
EA	Door Asm. - Galley Cabinet - w/o Hardware (used till 10-11-89)
EA	Door Asm. - Galley Cabinet - w/o Hardware (from: 10-12-89 Thru: 11-12-89)
EA	Door Asm. - Galley Cabinet - w/o Hardware (used from 11-13-89)
EA	Door Asm. - Galley Cabinet - w/o Hardware (used till 10-11-89)
EA	Door Asm. - Galley Cabinet - w/o Hardware (used from 10-12-89)
EA	Door Asm. - Galley Cabinet - w/o Hardware (used till 10-11-89)
EA	Door Asm. - Galley Cabinet - w/o Hardware (used from 10-12-89)
EA	Galley Cabinet
EA	Door Asm. - Galley Cabinet - w/o Hardware
EA	Countertop Asm

**1990 ITASCA  
TABLE OF CONTENTS**

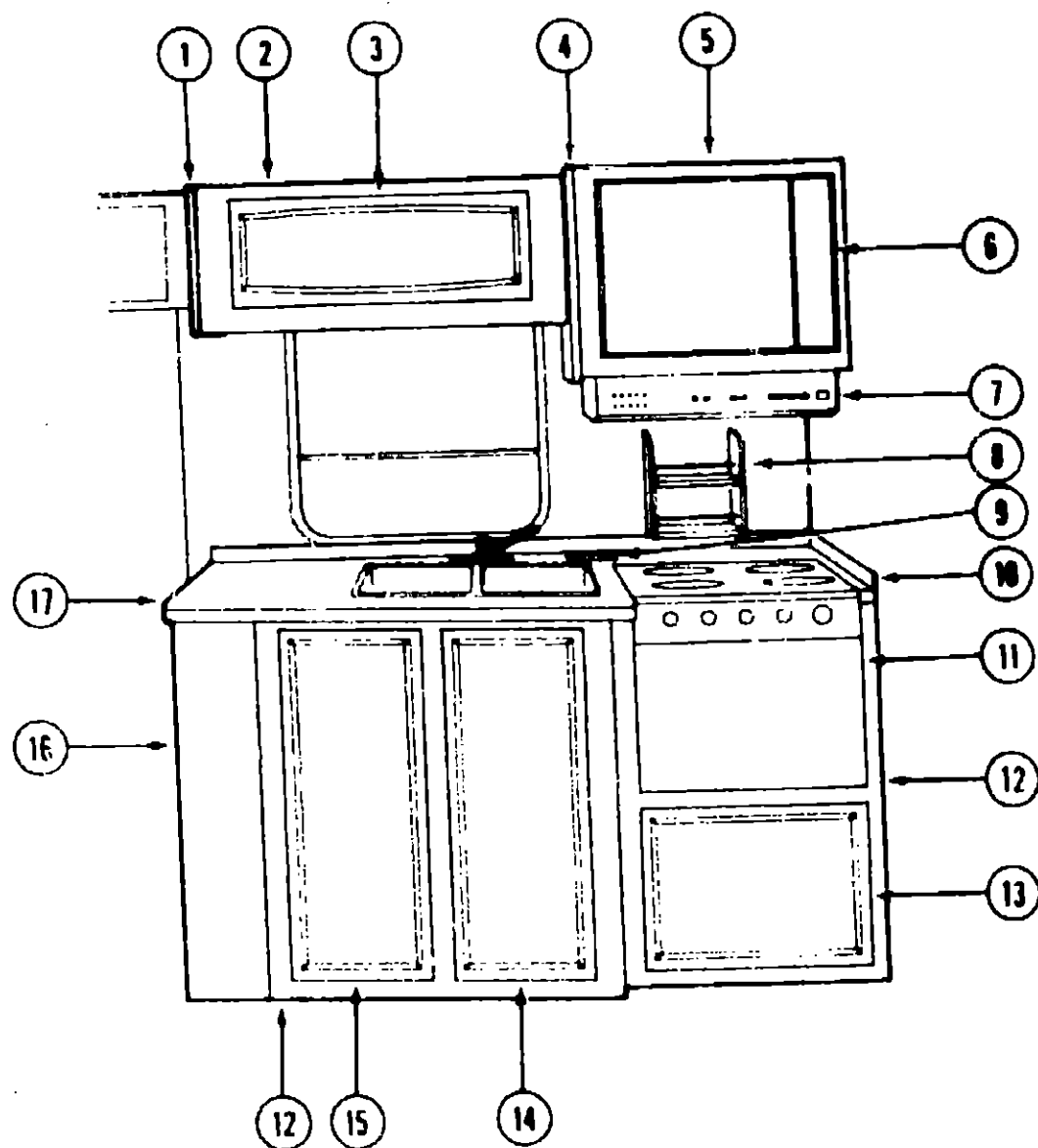
INTRODUCTION	A-01 - A-02
ABBREVIATIONS	A-03
ALPHABETICAL/GROUP REFERENCE	A-04 - A-06
IC/FP32RQ	A-07 - E-08
IC/FP37RQ	E-09 - I-13

**1990 IC/FP37RQ INDEX**

Floor Plan	E-09 - E-10
Accessories Group	E-11 - E-13
Bath Group	E-14 - E-16
Bedroom Group	E-17 - E-21
Chassis Group	E-22 - F-11
Curtain, Cushion & Pad Group	F-12 - G-03
Dinette Group	G-04 - G-06
Driver's Compartment Group	G-07 - G-11
Electrical Group	G-12 - G-15
Exterior Body Group	G-16 - G-23
Galley Group	G-24 - H-08
Heating & Air Conditioning Group	H-09 - H-11
Interior Finish Group	H-12 - H-13
Labels Group	H-14
LP Group	H-15
Lounge Group	H-16 - H-19
Sealants & Fasteners Group	H-20 - H-21
Water & Sewage Group	H-22 - H-24
Window, Vent & Exterior Door Group	H-25 - I-13

**GALLEY GROUP (CONTINUED)**

**CABINETS W/OVEN**



Key	Part Number
1	085468-02-X19
2	M04008-28-AF1
3	M97028-14-AF1
4	085471-01-W13
4	085471-02-AC1
5	M04008-52-AC1
5	M04008-63-AC1
6	091289-05-000
7	092696-13-01A
7	092696-02-01A
7	096983-01-01A
7	096983-02-01A
8	092487-02-Y12
9	093238-01-Y12
9	093282-01-000
10	088080-12-AC1
11	064782-02-000
11	096507-02-000
12	M03914-01-AC1
13	M98339-43-AC1
13	M88304-J9-AC1
14	M98339-12-AC1
14	M88304-32-Y21
15	M98339-11-AC1
15	M88304-31-Y21
16	M88304-01-AC1
16	M88304-F1-AC1
17	093612-16-AC1

U/M	Description
EA	End Cap Asm. - Overhead
EA	Cabinet Asm. - Overhead - w/o Door or Hardware
EA	Door Asm. - Overhead Cabinet - w/o Hardware
EA	End Cap Asm. - Overhead (used till 01-01-90)
EA	End Cap Asm. - Overhead (used from 01-02-90)
EA	Cabinet Asm. - Overhead Microwave - w/o Door or Hardware (used till 11-12-89)
EA	Cabinet Asm. - Overhead Microwave - w/o Doors or Hardware (used from 11-13-89)
EA	Microwave Oven - Magic Chef M15E-9PB
EA	Range Hood w/Monitor Panel (USA) (used till 10-01-89)
EA	Range Hood w/Monitor Panel (CSA) (used till 11-12-89)
EA	Range Hood w/Monitor Panel (USA) (used from 10-02-89)
EA	Range Hood w/Monitor Panel (CSA) (used from 11-13-89)
EA	Spice Rack
EA	Knife Holder - Oak
EA	Bonnet - Knife Holder - Metal
EA	Backsplash
EA	Range w/Oven - 4 Burner - Black w/Almond Top - Magic Chef BT18NA-4Z (used till 11-12-89)
EA	Range w/Oven - 4 Burner - Black w/Glass Door - Magic Chef BT22NA-4T (used from 11-13-89)
EA	Cabinet Asm. - Galley w/Range - w/o Doors or Hardware
EA	Door Asm. - Galley Cabinet - w/o Hardware (used till 10-11-89)
EA	Door Asm. - Galley Cabinet - w/o Hardware (used from 10-12-89)
EA	Door Asm. - Galley Cabinet - w/o Hardware (used till 10-11-89)
EA	Door Asm. - Galley Cabinet - w/o Hardware (used from 10-12-89)
EA	Door Asm. - Galley Cabinet - w/o Hardware (used till 10-11-89)
EA	Door Asm. - Galley Cabinet - w/o Hardware (used from 10-12-89)
EA	Cabinet Asm. - Galley Cabinet - w/o Doors or Hardware
EA	Door Asm. - Galley Cabinet - w/o Hardware
EA	Countertop Asm.

**1990 ITASCA  
TABLE OF CONTENTS**

INTRODUCTION	A-01 - A-02
ABBREVIATIONS	A-03
ALPHABETICAL/GROUP REFERENCE	A-04 - A-08
IC/FP32RQ	A-07 - E-08
IC/FP37RQ	E-09 - I-13

**1990 IC/FP37RQ INDEX**

Floor Plan	E-09 - E-10
Accessories Group	E-11 - E-13
Bath Group	E-14 - E-16
Bedroom Group	E-17 - E-21
Chassis Group	E-22 - F-11
Curtain, Cushion & Pad Group	F-12 - G-03
Dinette Group	G-04 - G-06
Driver's Compartment Group	G-07 - G-11
Electrical Group	G-12 - G-15
Exterior Body Group	G-16 - G-23
Galley Group	G-24 - H-08
Heating & Air Conditioning Group	H-09 - H-11
Interior Finish Group	H-12 - H-13
Labels Group	H-14
LP Group	H-15
Lounge Group	H-16 - H-19
Sealants & Fasteners Group	H-20 - H-21
Water & Sewage Group	H-22 - H-24
Window, Vent & Exterior Door Group	H-25 - I-13

# GALLEY GROUP (CONTINUED)

## RANGE W/OVEN

Key	Part Number	U/M	Description
	064782-02-000	EA	Range w/Large Oven - 4 Burner - Almond (used till 11-12-89)
	064782-02-700	EA	Range - Main Top - 4 Burner
	064782-02-701	EA	Range - Deflector Plate
	064782-02-702	EA	Range - Cabinet Trim - Right - Black
	064782-02-703	EA	Range - Cabinet Trim - Left - Black
	064782-02-704	EA	Range - Trim Lower Outside Glass - Black
	064782-02-705	EA	Range - Oven Door Handle - Black
	064782-02-706	EA	Range - Vertical Trim - Black
	064782-02-707	EA	Range - Manifold Panel
	064782-02-708	EA	Range - Mercury Valve
	064782-02-709	EA	Range - Oven Door Glass
	064782-02-710	EA	Range - Clip - Glass Holder
	064782-02-711	EA	Range - Main Top - Almond 4 Burner Square
	064782-02-712	EA	Grate Top - Burner Square
	064782-02-713	EA	Range - Gas Regulator
	064782-02-714	EA	Range - Nipple - 1/8"
	064782-02-715	EA	Range - Grate Clip
	055282-04-000	EA	Cover - Range w/Large Oven - Bi-Fold - Almond
	055282-04-000	EA	Range w/Large Oven 4-Burner - Black w/Glass Door (used from 11-13-89)
	055282-02-700	EA	Pilot Filter
	055282-02-701	EA	Burner Insert - Slotted Vent
	055282-02-702	EA	Vent Deflector
	055282-02-703	EA	Outer Glass
	055282-02-704	EA	Oven Door Panel - Black
	055282-02-705	EA	Left Trim - Black
	055282-02-706	EA	Right Trim - Black
	055282-02-707	EA	Main Top
	055282-02-708	EA	Bumper - Main Top
	055282-02-709	EA	Pressure Regulator
	055282-02-710	EA	Thermostat
	055282-02-711	EA	Top Burner Valve
	055282-02-712	EA	Oven Door Handle - Black
	055282-02-713	EA	Broiler Pan w/o Insert
	055282-02-714	EA	Broiler Pan Insert
	055282-02-715	EA	Front Glass Bracket
	055282-02-716	EA	Grate Top - Burner Square
	055282-02-717	EA	Range - Nipple - 1/8"
	055282-02-718	EA	Oven Door Panel - Almond
	055282-02-719	EA	Main Top - Almond
	055282-02-720	EA	Mercury Control Valve

## MICROWAVE OVEN

Key	Part Number	U/M	Description
	091269-03-000	EA	Oven - Microwave - w/Browning Oven
	091269-03-701	EA	Ceramic Plate - White
	091269-03-702	EA	Oven Shelf Clip - White
	091269-03-703	EA	Oven Shelf Clip - Black
	091269-03-704	EA	Window - Poly
	094745-01-01A	EA	Trim - Microwave - Lower
	094774-03-01A	EA	Trim - Microwave
	094703-03-01A	EA	Trim - Microwave
	094750-03-000	EA	Microwave Bracket - 541 M (Long)
	094750-04-000	EA	Microwave Bracket - 422 M (Long)

# GALLEY GROUP (CONTINUED)

## RANGE HOOD

Key	Part Number	U/M	Description
	092696-13-01A	EA	Range Hood - w/Monitor Panel (USA) (used till 10-01-89)
	092696-02-01A	EA	Range Hood - w/Monitor Panel (CSA) (used till 11-12-89)
	096983-01-01A	EA	Range Hood - w/Monitor Panel (USA) (used from 10-02-89)
	096983-02-01A	EA	Range Hood - w/Monitor Panel (CSA) (used from 11-13-89)
	090973-01-700	EA	Motor
	090973-01-702	EA	Fan Blade
	092696-01-709	EA	Bulb - 912
	092696-01-710	EA	Light Socket
	092696-01-711	EA	Lens Lamp (used on 092696-13-01A & 092696-02-01A)
	096983-01-708	EA	Lens Lamp (used on 096983-01-01A & 096983-02-01A)
	096983-01-707	EA	Grease Filter - 8" x 8"
	072351-02-700	EA	Clock
	079353-03-701	EA	Circuit Board - Tank
	079353-01-704	EA	Circuit Board - Tank (used on 092696-13-01A)
	096983-01-710	EA	Control Panel Asm. (used on 096983-02-01A & 096983-01-702)
	092696-01-714	EA	Control Panel Asm. (used on 092696-02-01A)
	092696-03-701	EA	Control Panel Asm. (used on 092696-13-01A)
	092696-01-715	EA	Control Panel Face Plate (used on 092696-02-01A)
	092696-03-702	EA	Control Panel Face Plate (used on 092696-13-01A)
	096983-01-705	EA	Control Panel Face Plate (used on 096983-02-01A & 096983-01-01A)
	075470-01-702	EA	Switch - On/Off
	075470-01-703	EA	Switch - On/Momentary
	092696-01-704	EA	Switch - Lever Asm. (used on 092696-02-01A & 092696-13-01A)
	096983-01-702	EA	Switch - Two Way Momentary
	092696-01-700	EA	Fastener - F/Cable - Plastic
	092696-01-700	EA	Knob - Lever - Cable
	092696-01-702	EA	Wire Resistor
	092696-01-703	EA	Fuse Holder
	079353-01-700	EA	Test Connector
	092696-01-705	EA	Actuator Rod/Turnbuckle (used on 092696-02-01A & 092696-31-01A)
	092696-01-707	EA	Vent Gasket (used on 092696-02-01A & 092696-13-01A)
	096983-01-709	EA	Switch & Lever Module (used on 096983-02-01A & 096983-01-01A)
	096983-06-700	EA	Cable Only (used on 096983-02-01A & 096983-01-01A)

## RANGE TOP

Key	Part Number	U/M	Description
	081374-03-000	EA	4 Burner Range Top - Almond - Magic Chef BT 85NA-4 (used till 07-29-90)
	081374-03-700	EA	Trim - Cab - Rear - Almond
	081374-03-701	EA	Trim - Cab - Front - Almond
	081374-03-704	EA	Pressure Regulator
	081374-03-705	EA	Trim - Back - Almond
	094782-02-715	EA	Grate Clip
	049045-01-703	EA	Top Burner Valve
	064782-02-712	EA	Top Burner Grate - Square Holes
	064782-02-711	EA	Top - 4 Burner - Almond - Magic Chef 50-27764A
	081374-01-000	EA	4 Burner Range Top - Almond - Magic Chef BT85NA-4 (used from 07-30-90)
	081374-01-700	EA	Cab Trim - Top Right - Black
	081374-01-701	EA	Cab Trim - Top Left - Black
	081374-01-702	EA	Manifold - Warm - Panel - Black
	081374-01-703	EA	Top Trim - Rear
	049045-01-703	EA	Top Burner Valve
	055282-03-708	EA	Bumper - Main Top
	064782-02-712	EA	Top Burner Grate
	064782-02-715	EA	Grate Clip
	081374-02-701	EA	Pressure Regulator
	081374-03-703	EA	Cab Trim - Top Rear
	064782-02-714	EA	Fitting - Pipe Nipple - 1/8"
	064782-02-711	EA	4 Burner Top - Almond - Magic Chef 50-27764

# 1990 ITASCA TABLE OF CONTENTS

INTRODUCTION	A-01 - A-02
ABBREVIATIONS	A-03
ALPHABETICAL/GROUP REFERENCE	A-04 - A-06
IC/FP32RQ	A-07 - E-08
IC/FP37RQ	E-09 - I-13

## 1990 IC/FP37RQ INDEX

Floor Plan	E-09 - E-10
Accessories Group	E-11 - E-13
Bath Group	E-14 - E-16
Bedroom Group	E-17 - E-21
Chassis Group	E-22 - F-11
Curtain, Cushion & Pad Group	F-12 - G-03
Dinette Group	G-04 - G-06
Driver's Compartment Group	G-07 - G-11
Electrical Group	G-12 - G-15
Exterior Body Group	G-16 - G-23
Galley Group	G-24 - H-08
Heating & Air Conditioning Group	H-09 - H-11
Interior Finish Group	H-12 - H-13
Labels Group	H-14
LP Group	H-15
Lounge Group	H-16 - H-19
Sealants & Fasteners Group	H-20 - H-21
Water & Sewage Group	H-22 - H-24
Window, Vent & Exterior Door Group	H-25 - I-13

GALLEY GROUP (CONTINUED)

NORCOLD REFRIGERATOR W/ICE MAKER

Key	Part Number	U/M	Description
	094039-08-000	EA	Refrigerator - Norcold - 2 Way - w/Ice Maker & Double Door
	084880-03-701	EA	Cooling Unit - (Horizontal Burner)
	084880-03-702	EA	Flue (Horizontal) - Burner
	088248-01-709	EA	Heater - AC - (Horizontal)
	075217-01-737	EA	Control Module
	094039-04-702	EA	Power Supply (2 Way)
	094039-04-701	EA	Eyebrow (Shell) - 2 Way
	094039-04-700	EA	PC Board - 2 Way
	084880-01-715	EA	Valve - Shut Off - Manual
	084880-01-713	EA	Connector - Male - Inlet Fitting
	084473-01-702	EA	Orifice
	088248-01-708	EA	Burner - Horizontal
	088248-01-708	EA	Electrode - Ignition - (Horizontal)
	088248-01-712	EA	Frame - Door - Lower - Brown
	084880-01-733	EA	Dairy Keeper
	084472-02-716	EA	Trim - Cabinet - Top - Brown
	048855-01-713	EA	Hinge Pin
	084472-03-700	EA	Hinge Pin - Bottom
	084472-01-727	EA	Hinge - Upper Right
	094039-01-707	EA	Upper Door Handle Assy. (Brown)
	094039-01-705	EA	Upper Door Liner (White) Brown
	084880-01-735	EA	Hinge Bracket, Top Left - Bottom Right - Brown
	084880-01-722	EA	Crisper Cover
	094039-01-731	EA	Crisper (Gray) Silver Trim
	084472-01-726	EA	Frame Strip - Cabinet - Left
	084880-01-746	EA	Cable
	084880-01-731	EA	Hinge Pin
	084880-01-744	EA	Hinge Pin Shaft (Center Hinge)
	084880-01-726	EA	Hinge Bracket (Center Hinge)
	084880-01-749	EA	Hinge Bushing
	088248-01-707	EA	Electrode - Sensor - (Horizontal)
	094039-01-702	EA	Gasket (Gray) Upper
	094039-01-713	EA	Door Gasket (Lower) Gray
	094039-01-705	EA	Upper Door Liner (White) Brown
	094039-01-714	EA	Lower Door Liner (Brown/White)
	094039-01-715	EA	Lower Door Liner (Black/White)
	094039-01-716	EA	Lower Door Handle Asm. - (Brown)
	094039-01-717	EA	Lower Door Handle Asm. - (Black)
	084880-01-718	EA	Valve-Gas
	094039-01-734	EA	Wire Shelf (Top) w/Riser
	094039-01-703	EA	Hinge Plate - Left - Brown
	094039-01-704	EA	Hinge Plate (Black) Left
	094039-01-709	EA	Hinge Plate - Top Right - Bottom Left - Brown
	094039-01-710	EA	Hinge Plate (Black) - Top Right - Bottom Left
	094039-07-700	EA	Ice Maker
	094039-07-701	EA	Ice Cube Bin
	094039-07-702	EA	Wire Shelf - Freezer - Tall
	094039-07-703	EA	Wire Shelf - Freezer - Short
	094039-01-741	EA	Plastic Tray - Shelf - Gray
	094039-07-704	EA	Valve - Water Fill

GALLEY GROUP (CONTINUED)

NORCOLD REFRIGERATOR (#82)

Key	Part Number	U/M	Description
	094039-05-000	EA	Refrigerator - 2 Way - w/Large Double Door
	094039-04-700	EA	PC Board
	094390-04-701	EA	Eyebrow Shell
	094039-04-702	EA	Power Supply
	094039-01-702	EA	Upper Gasket - Gray
	094039-01-703	EA	Hinge Plate - Left Hand - Brown
	094039-01-705	EA	Upper Door Liner - White/Brown
	094039-01-707	EA	Upper Door Handle Asm. - Brown
	094039-01-709	EA	Hinge Plate - Right Hand (Top) - Left Hand (Bottom)
	094039-01-711	EA	Juice Rack - Gray w/Silver Trim
	064039-01-712	EA	Door Bin - Gray w/Silver Trim
	094039-01-713	EA	Lower Door Gasket - Gray
	094039-01-714	EA	Lower Door Liner - White/Brown
	094039-01-716	EA	Lower Door Handle Asm. - Brown
	094039-01-718	EA	Milk Bin - Gray w/Silver Trim
	094039-01-719	EA	Dairy Keeper - Gray w/Silver Trim
	094039-01-720	EA	Cabinet Asm. - Brown Frame/White Liner
	094039-01-728	EA	Evaporator Shell
	094039-01-727	EA	Hinge Bracket - Center Hinge - Brown
	094039-01-729	EA	Hinge Pin Shaft - Center Hinge - Brown
	094039-01-731	EA	Crisper - Gray w/Silver Trim
	094039-01-733	EA	Wire Shelf - Middle
	094039-01-734	EA	Wire Shelf - Top - w/Riser
	094039-01-735	EA	Inside Drip Tray - White
	094039-01-738	EA	Manual Shut-Off
	094039-01-739	EA	Cutoff Shell
	094039-01-741	EA	Shell Tray - Gray Plastic
	054450-01-000	EA	Level - Refrigerator
	089983-02-000	EA	Baffle - Refrigerator - Back - 30 M x 188 M x 390 M
	089983-03-000	EA	Baffle - Refrigerator - Back - 30 M x 145 M x 390 M
	085225-01-000	EA	Tiedown Plate - Refrigerator
	087544-01-000	EA	Bracket Asm. - Refrigerator Tiedown - Right
	067544-02-000	EA	Bracket Asm. - Refrigerator Tiedown - Left

GALLEY HARDWARE

Key	Part Number	U/M	Description
	093526-01-000	EA	Sink - Double Bowl - Stainless - 18" x 25"
	064952-01-000	EA	Galley Faucet - Single Control
	092303-01-000	EA	Strainer Sink
	087200-02-000	EA	Cartridge - Water Filter
	093153-01-000	EA	Cutting Board - Maple
	093805-01-01A	EA	Wire Towel Rack - Almond
	100081-01-01A	EA	Silver Tray - Almond
	100793-01-01A	EA	Wall Clock - Oval
	101333-01-000	EA	Mounting Plate - Wall Clock
	058334-01-000	EA	Trash Container
	062487-02-Y12	EA	Spice Rack
	092488-01-Y12	EA	Paper Towel Holder

1990 ITASCA  
TABLE OF CONTENTS

INTRODUCTION	A-01 - A-02
ABBREVIATIONS	A-03
ALPHABETICAL/GROUP REFERENCE	A-04 - A-06
IC/FP32RQ	A-07 - E-08
IC/FP37RQ	E-09 - I-13

1990 IC/FP37RQ INDEX

Floor Plan	E-09 - E-10
Accessories Group	E-11 - E-13
Bath Group	E-14 - E-16
Bedroom Group	E-17 - E-21
Chassis Group	E-22 - F-11
Curtain, Cushion & Pad Group	F-12 - G-03
Dinette Group	G-04 - G-06
Driver's Compartment Group	G-07 - G-11
Electrical Group	G-12 - G-15
Exterior Body Group	G-16 - G-23
Galley Group	G-24 - H-08
Heating & Air Conditioning Group	H-09 - H-11
Interior Finish Group	H-12 - H-13
Labels Group	H-14
LP Group	H-15
Lounge Group	H-16 - H-19
Sealants & Fasteners Group	H-20 - H-21
Water & Sewage Group	H-22 - H-24
Window, Vent & Exterior Door Group	H-25 - I-13

HEATING & AIR CONDITIONING GROUP

AUTOMOTIVE HEATER/AIR CONDITIONER

Key	Part Number	U/M	Description
	080426-02-000	EA	Evaporator - A/C - ARA 0508061 (Used thru 12-12-89)
	072341-01-706	EA	Resistor - ARA 0882985
	072341-01-701	EA	Core - Heater - ARA 0560199
	103930-02-701	EA	Valve - SCS 034-0015
	080426-01-700	EA	Coil - Evaporator - ARA 0560493
	075789-01-705	EA	Valve - Expansion - ARA 1298417
	086782-02-706	EA	Clamp - Expansion Valve - ARA 0409493
	072341-07-701	EA	Thermostat - ARA 1247326
	103930-01-713	EA	Quick Connect Fitting - #4 - SCS 050-0030
	073516-02-706	EA	Switch - Pressure - Low Cut Out - ARA 1331039
	103930-01-714	EA	Quick Connect Fitting - #10 - SCS 050-0031
	072341-01-704	EA	Valve - Suction - 5/8" O-Ring - ARA 0548324
	072341-04-706	EA	Motor - Blower - SCS 030-00030
	072341-04-707	EA	Wheel - Blower - SCS 08200002
	072341-01-708	EA	Servo - Vacuum Control - ARA 1120040
	072341-01-710	EA	Control Head Asm w/o Decal - ARA 0884970
	091902-01-705	EA	Harness & Socket Jumper - ARA 0884635
	094831-01-737	EA	Cable - Air Blend - 62" - Motiva/SCS ZGG15331
	103930-02-707	EA	Relay - Bosch W/Resistor - SCS 031-0001
	094831-01-724	EA	O-Ring - #4 - Motiva/SCS ZGG14561
	103930-02-710	EA	Canister - Vacuum - SCS054-0002
	103930-01-706	EA	O-Ring - #8 - SCS 045-0010
	096815-01-702	EA	O-Ring - #8 - ARA 0059606
	103930-01-707	EA	O-Ring - #10 - SCS 045-0012
	072341-01-722	EA	Decal - Only F/Control Head - ARA 1900101
	072341-01-712	EA	Switch - Vacuum - ARA 1298539
	088227-02-701	EA	Bracket - Bowden Cable Mounting - ARA 0409417
	080426-02-701	EA	Hose - Liquid - ARA 0986221
	080426-02-702	EA	Hose - Suction - ARA 0986197
	103930-01-715	EA	Binary Switch - SCS 032-0030
	088227-02-000	EA	Evaporator - A/C - ARA 0508213 (Used From 12-13-89)
	091902-02-703	EA	Grille - ARA 0483164
	088227-01-701	EA	Crank - Mix - Round Door - ARA 0318225
	103930-01-703	EA	Coil - Heater - SCS 042-0010
	088227-01-703	EA	Evaporator - Core - ARA 0560571
	086782-02-705	EA	Pin - Retainer - ARA 1701767
	103930-01-705	EA	Valve - Exp. Black - SCS 034-0019
	096815-01-702	EA	O-Ring - #8 - ARA 0059606
	103930-01-707	EA	O-Ring - #10 - SCS 045-0012
	103930-01-706	EA	O-Ring - #8 - SCS 045-0010
	094831-01-724	EA	O-Ring - #4 - Motiva/SCS ZGG14561
	072341-07-701	EA	Thermostat - ARA 1247326
	103930-01-710	EA	Fused Resistor F/Air Conditioner - SCS 035-0006
	103930-01-720	EA	Blower Motor - SCS 030-0004
	088227-01-709	EA	Wheel Required Balancing - ARA 0252084
	088227-01-711	EA	Crank - Mixing Door - ARA 0320480
	072341-01-708	EA	Servo - Vacuum Control - ARA 1120040
	088227-02-700	EA	Tube Assembly - Drain - 0631267
	088227-02-701	EA	Bracket - Bowden Cable Mounting - ARA 0409417
	088227-02-702	EA	Door Asm. - F.A./Recirculating - ARA 0321330
	103930-01-719	EA	Hose Asm. - #10 - SCS 051-0017
	088227-02-704	EA	Bracket - Vacuum Motor - ARA 0321517
	103930-01-718	EA	Hose Asm. - #6 - SCS 051-0036
	090977-01-000	EA	Knob - Switch - Rotary - Roqan NK-2-WL Control & Plenum Components Used Up Til 12-13-89
	076252-01-000	EA	Plenum - Heat - Floor - 5.5" x 8.5" x 10.7" - Plastic - Gray
	076375-01-000	EA	Plenum - Air - Intake - 16.9" x 11.8" x 8" - Plastic Gray
	076630-01-000	EA	Plenum - Blower - 10.1" x 8.7" x 8.6" - Plastic - Gray
	076661-01-000	EA	Plenum - Defroster - Pass - 19" x 6.8" Tapered - Plastic - Gray
	076677-01-000	EA	Plenum - Defroster - Driver - 19" x 6" Tapered - Plastic - Gray

HEATING & AIR CONDITIONING GROUP (CONTINUED)

AUTOMOTIVE HEATER/AIR CONDITIONER (CONT.)

Key	Part Number	U/M	Description
	076888-01-000	EA	Door - Air - Heater - W/Rod - Metal
	077034-02-000	EA	Seal - Door - Blower - Felt
	077078-01-000	EA	Bracket - Vacuum Control - 2.9" x 2.2" x 1.8" Tall End
	077158-01-000	EA	Duct - A/C - W/Angled Tube - 7.1" x 3.9" - Plastic - Black
	091902-04-000	EA	Control & Plenum - Auto A/C - ARA 0508342 From: 12-14-89 Thru: 99-99-99
	091902-01-700	EA	Door - Defrost/Heat - ARA 0320579
	088227-01-711	EA	Crank - Mixing Door - ARA 0320480
	091902-01-701	EA	Motor - Vacuum - ARA 1120042
	091902-02-700	EA	Rod - A/C - Heat Door - ARA 0321485
	072341-01-708	EA	Servo - Vacuum Control - ARA 1120040
	091902-02-701	EA	Transition Assembly HI - Temp - ARA 0766498
	072341-01-710	EA	Control Head Asm. W/O Decal - ARA 0884970
	072341-01-712	EA	Switch - Vacuum - ARA 1298539
	091902-01-705	EA	Harness & Socket Jumper - ARA 0884635
	084831-01-737	EA	Cable - Air Blend - 62" - Motiva/SCS ZGG15331
	091902-01-707	EA	Harness - Wire - ARA 0885823
	091902-01-708	EA	Harness - Vacuum - ARA 1000555
	103930-02-707	EA	Relay - SCS 031-0001
	103930-02-710	EA	Canister - Vacuum - SCS 054-0002
	091902-01-709	EA	Grille Return Air - ARA 1701058
	091902-02-702	EA	Bracket - Plenum Mount - ARA 0321501
	091902-02-703	EA	Grille - ARA 0483164
	091902-04-700	EA	Decal - Only - F/Control Head - ARA 1900339
	091930-04-000	EA	Duct - Defroster - W/Side Outlet - ARA 0571096

FURNACE

Key	Part Number	U/M	Description
	075698-02-000	EA	Furnace - 34,000 BTU - Suburban NT34SP
	089634-01-720	EA	Orifice - Main Burner
	075698-01-700	EA	Motor Asm.
	092300-01-728	EA	Housing - Combination Air Asm.
	092300-11-000	EA	Vent Kit
	092300-05-000	EA	Gasket - Fiberglass
	092300-10-000	EA	Front Face - Top Discharge
	009198-01-000	FT	Flexible Duct - 4" Diameter
	009188-01-000	EA	Tee - 4" Diameter - w/Galvanized Damper
	089367-01-000	EA	Tee - 4" Diameter
	056464-05-000	EA	Register - 4" Diameter Plastic - w/o Damper (used from: 10-16-89)
	056464-02-000	EA	Register - 4" Diameter Plastic - w/o Damper (used Thru: 10-15-89)
	093365-01-000	EA	Thermostat
	009200-01-000	EA	Furnace Tape - 1 1/2"
	023146-01-000	EA	Screw Clamp - 4"

1990 ITASCA  
TABLE OF CONTENTS

INTRODUCTION	A-01 - A-02
ABBREVIATIONS	A-03
ALPHABETICAL/GROUP REFERENCE	A-04 - A-06
IC/FP32RQ	A-07 - E-08
IC/FP37RQ	E-09 - I-13

1990 IC/FP37RQ INDEX

Floor Plan	E-09 - E-10
Accessories Group	E-11 - E-13
Bath Group	E-14 - E-16
Bedroom Group	E-17 - E-21
Chassis Group	E-22 - F-11
Curtain, Cushion & Pad Group	F-12 - G-03
Dinette Group	G-04 - G-06
Driver's Compartment Group	G-07 - G-11
Electrical Group	G-12 - G-15
Exterior Body Group	G-16 - G-23
Gallery Group	G-24 - H-08
Heating & Air Conditioning Group	H-09 - H-11
Interior Finish Group	H-12 - H-13
Labels Group	H-14
LP Group	H-15
Lounge Group	H-16 - H-19
Sealants & Fasteners Group	H-20 - H-21
Water & Sewage Group	H-22 - H-24
Window, Vent & Exterior Door Group	H-25 - I-13

HEATING & AIR CONDITIONING GROUP (CONTINUED)

ROOF AIR CONDITIONING

Key	Part Number	U/M	Description
	093765-01-02A	EA	Air Conditioner - Roof Mount - Gray
	093765-01-700	EA	Decal Package
	093763-01-702	EA	Evaporator
	093765-01-703	EA	Selector Switch
	093765-01-704	EA	Decal - "Cool"
	093765-01-705	EA	Decal - "Heat & Cool"
	093765-01-706	EA	Motor
	093765-01-707	EA	Spring
	093765-01-708	EA	Palnut
	091225-01-700	EA	Shroud - Gray
	093766-02-000	EA	Ceiling Asm.
	073765-01-703	EA	Selector Switch - Rotary (w/2 Air Conditioner)
	088238-01-000	EA	Cover - A/C Selector Switch (used with 6.5 kw Generator)
	088238-02-000	EA	Cover - A/C Selector Switch (used with 4 kw Generator)
	092440-01-000	EA	Air Conditioner - Roof Mount - Export 220V 50 HZ
	092441-01-000	EA	Ceiling Asm.
	093766-03-000	EA	Thermostat

AUXILIARY REAR HEATER W/MOTOR AID

Key	Part Number	U/M	Description
	084405-01-000	EA	Heater Asm. - Rear - Ducted
	084405-01-700	EA	Heater Core
	084405-01-701	EA	Fan
	084405-01-702	EA	Motor - 12 Volt Asm.
	069636-02-000	EA	Connector - 4" Duct
	009198-01-000	FT	Duct - Flexible - 4" ID x 25'
	023146-01-000	EA	Clamp - Screw Type - 4"
	056464-02-000	EA	Register - 4" Dia. - Plastic - w/o Damper (used Thru: 10-15-89)
	056464-05-000	EA	Register - 4" Dia. - Plastic - w/o Damper (used from 10-16-89)
	088753-01-000	FT	Tube - Aluminized Steel - 5/8" - 18 Ga.
	008042-01-000	FT	Vinyl Tubing - .65
	062401-04-000	EA	Clamp - Hose - Wormgear - 69 - 1.25
	008380-01-000	EA	Bushing - Rubber - 5/8" x 1 1/2"
	007108-01-000	FT	Hose - Heater - 5/8" - H-Temp
	010227-01-000	EA	Tee - Plastic - Barb - 5/8" or 3/4" Hose
	061673-01-000	EA	Clamp - Motor Aid
	087202-02-000	EA	Switch - w/o Knob - 4 Position
	090977-01-000	EA	Knob - Switch - Rotary
	084410-02-000	EA	Decal - Rear Auto Heater
	010329-01-000	EA	Brass Adapter - 1/2" F x 1/2" MPT
	052957-02-000	EA	Plastic Elbow - 1/2" F x 1/2" MPT
	009200-01-000	EA	Furnace Tape - 1 1/12"

INTERIOR FINISH GROUP

MOLDINGS & TRIM

Key	Part Number	U/M	Description
	085284-03-700	EA	Batt Strip - Regal Oak
	085284-03-000	FT	Batt Strip - Regal Oak - Tape Adhesive
	084085-04-000	EA	Batt Strip - Merino - Neutral
	085284-22-000	FT	Batt Strip - Limestone - Tape Adhesive Main Wall & Bedroom
	085284-25-000	FT	Batt Strip - Graystone - Tape Adhesive Galley & Dry Bath
	084085-16-000	EA	Batt Strip - Limestone - Galley & Dry Bath
	084085-17-000	EA	Batt Strip - Graystone - Wet Bath
	086229-04-000	EA	Batt Strip - Ivory - Ceiling
	009767-12-000	FT	Wetling - Antique White
	009767-06-000	FT	Wetling - Mahogany
	009778-07-000	FT	U-Channel - Light Oak 1"
	009778-11-000	FT	U-Channel - Ivory - 1"
	070504-01-000	FT	U-Channel - Light Brown - .65"
	070504-18-000	FT	U-Channel - Ivory - .65"
	070504-08-000	FT	U-Channel - Light Oak - .815"
	009809-24-000	EA	F Molding - Plastic Corner - Outside - 1" - Thor Pecan
	009812-17-000	EA	F Molding - Plastic Corner - Outside - .5" - Light Oak
	022992-08-000	FT	Molding - Reverse Cove - Off White
	042357-11-000	FT	Corner Molding - Radius Plastic - Light Oak
	077840-14-W24	FT	Cap Molding - Wall
	100182-01-AB1	FT	Molding - Chair Rail
	080176-02-000	FT	Corner Cap - Radius Plastic - Light Oak
	081521-02-007	FT	Corner Molding - Aluminum (Plastic Trim Holder)
	092707-01-02A	EA	Molding - Driftwood - Table Leg
	052859-01-W30	FT	Trim - Accent - Bed

PANELING & COUNTERTOP

Key	Part Number	U/M	Description
	074497-10-000	SF	Paneling - Regal Oak - Wall & Cabinets - 48" x 96"
	089351-03-000	SF	Paneling - Ceiling Headliner - Vinyl
	079866-02-000	SF	Paneling - Cedar - Closet
	088272-51-000	SF	Paneling - Limestone - Main Wall & Bedroom - 48" x 84"
	088272-53-000	EA	Paneling - Limestone - Galley & Dry Bath - 48" x 84"
	088272-58-000	SF	Paneling - Graystone - Galley & Dry Bath - 48" x 84"
	088272-38-000	EA	Paneling - Stone - Wet Bath - 48" x 84" (Used thru: 04-08-90)
	088272-72-000	SF	Paneling - Off White - Wet Bath - 48" x 84" (Used from 04-09-90)
	074498-33-000	SF	Laminate - Plastic - Dinette - 5' x 84"
	085217-04-000	EA	Countertop - Galley - Avonite - Almondine
	000621-01-000	SF	Veneer - Flat Luana - 48" x 96"
	089297-01-000	SF	Plywood - Luana - Overlay Grade - 48" x 96"
	000885-34-000	SF	Particle Board - 3/8" One Sided - Regal Oak - 49" x 97"
	000885-35-000	SF	Particle Board - 3/4" One Sided - Regal Oak - 49" x 97"
	000885-36-000	SF	Particle Board - 3/4" Two Sided - Regal Oak - 49" x 97"
	078325-19-000	FT	Edgeband - Almond
	078325-16-000	FT	Edgeband - Regal Oak

1990 ITASCA  
TABLE OF CONTENTS

INTRODUCTION	A-01 - A-02
ABBREVIATIONS	A-03
ALPHABETICAL/GROUP REFERENCE	A-04 - A-06
IC/FP32RQ	A-07 - E-08
IC/FP37RQ	E-09 - I-13

1990 IC/FP37RQ INDEX

Floor Plan	E-09 - E-10
Accessories Group	E-11 - E-13
Bath Group	E-14 - E-16
Bedroom Group	E-17 - E-21
Chassis Group	E-22 - F-11
Curtain, Cushion & Pad Group	F-12 - G-03
Dinette Group	G-04 - G-06
Driver's Compartment Group	G-07 - G-11
Electrical Group	G-12 - G-15
Exterior Body Group	G-16 - G-23
Galley Group	G-24 - H-08
Heating & Air Conditioning Group	H-09 - H-11
Interior Finish Group	H-12 - H-13
Labels Group	H-14
LP Group	H-15
Lounge Group	H-16 - H-19
Sealants & Fasteners Group	H-20 - H-21
Water & Sewage Group	H-22 - H-24
Window, Vent & Exterior Door Group	H-25 - I-13

INTERIOR FINISH GROUP (CONTINUED)

FABRIC & CARPET

Key	Part Number	U/M	Description
	096008-11-000	YD	Fabric - Upholstery - Main (AF1)
	096008-10-000	YD	Fabric - Upholstery - Main (AF2)
	096008-09-000	YD	Fabric - Upholstery - Main (AF3)
	088274-10-000	YD	Fabric - Upholstery - Accent (AF1)
	096008-30-000	YD	Fabric - Upholstery - Accent (AF2)
	096008-31-000	YD	Fabric - Upholstery - Accent (AF3)
	088273-32-000	YD	Fabric - Bedspread - Azure (AF1)
	088273-35-000	YD	Fabric - Bedspread - Multi (AF2)
	088273-36-000	YD	Fabric - Bedspread - Haze (AF3)
	072680-89-000	SY	Carpet - Blue Bonnet (AF1) (Used thru: 01-07-90)
	096080-13-000	SY	Carpet - Blue Bonnet (AF1)
	096080-03-000	SY	Carpet - Gray (AF2, AF3)
	092308-03-01A	SF	Flooring - Wood Parquet
	093486-01-000	SY	Carpet - Charcoal - Outside Storage Compartments
	075233-01-000	SY	Pad - Carpet - 3/8"
	079680-01-000	YD	Vinyl - 26 oz. - Buckskin
	089351-01-000	YD	Vinyl - Headliner

MISCELLANEOUS

Key	Part Number	U/M	Description
	094499-01-000	EA	Fire Extinguisher - 1A10 B.C. (USA)
	094499-02-000	EA	Fire Extinguisher - 1A10 B.C. (CSA)
	061075-02-000	EA	Floor Mat - Entrance
	081074-02-000	EA	Floor Mat - Driver
	081072-02-000	EA	Floor Mat - Passenger
	054185-35-000	EA	Owners Manual - 1990
	072652-01-000	EA	Smoke Detector - w/9 Volt Battery (USA)
	072582-02-000	EA	Smoke Detector - w/9 Volt Battery (CSA)

LABELS GROUP

Key	Part Number	U/M	Description
	087207-05-000	EA	Label - Fuel Cap Removal (GM-15611763)
	082043-01-000	EA	Label - Unleaded Fuel
	075220-01-000	EA	Label - Exterior Load Warning
	079085-01-000	EA	Label - LPG - 80% Capacity
	074559-01-000	EA	Label - "LPG" (California Code)
	054531-01-000	EA	Label - LP Gas Only (USA)
	023788-01-000	EA	Label - LP Gas Only (CSA)
	039280-01-000	EA	Label - Warning - Exit
	047731-01-000	EA	Label - Emergency Exit
	006199-01-000	EA	Label - Exit - Escape Window
	087207-05-000	EA	Label - Fuel Cap Removal
	099089-01-000	EA	Label - Warning - Cancer/Toxicity (California Code)
	056258-01-000	EA	Label - Safety Check List
	065748-01-000	EA	Label - Caution - Battery Charging
	077956-01-000	EA	Label - Warning - Smoke Detector
	073998-01-000	EA	Label - LP Gas Odor Warning
	077510-01-000	EA	Label - Generator Prep
	050225-01-000	EA	Label - Warning - Stove Vent (USA)
	050222-01-000	EA	Label - Warning - Stove Vent (CSA)
	006187-01-000	EA	Label - Sewage
	006188-01-000	EA	Label - Waste Water
	075221-03-000	EA	Label - Towing Capacity
	087236-01-000	EA	Label - Cable Input
	087236-02-000	EA	Label - TV Outlet
	008084-01-000	EA	Label - Seat w/o Seat Belt (USA)
	008084-02-000	EA	Label - Seat w/o Seat Belt (CSA)
	035709-01-000	EA	Label - Warning - No Storage
	074983-01-000	EA	Label - Air Conditioner Selector Switch
	091224-02-000	EA	Label - Trailer Lighting
	091243-01-000	EA	Label - Air Conditioner Cover
	099503-01-000	EA	Label - Awning Installation
	039280-01-000	EA	Label - Warning - Exit
	008031-01-000	EA	Label - Potable Water Only
	054531-01-000	EA	Label - LP Gas Only
	056258-01-000	EA	Label - Safety Checklist
	090342-01-000	EA	Label - Vapor Relief
	092547-03-000	EA	Label - Circuit Breaker
	096508-01-000	EA	Label - Compartment - Not Sealed
	103272-01-000	EA	Label - Travel Latch
	008040-01-000	EA	Tag - Gas Refueling Warning (USA)
	008040-02-000	EA	Tag - Gas Refueling Warning (CSA)
	008082-01-000	EA	Tag - Electrical - 110 Volt Connection
	006019-01-000	EA	Tag - RVIA Approved - Plastic

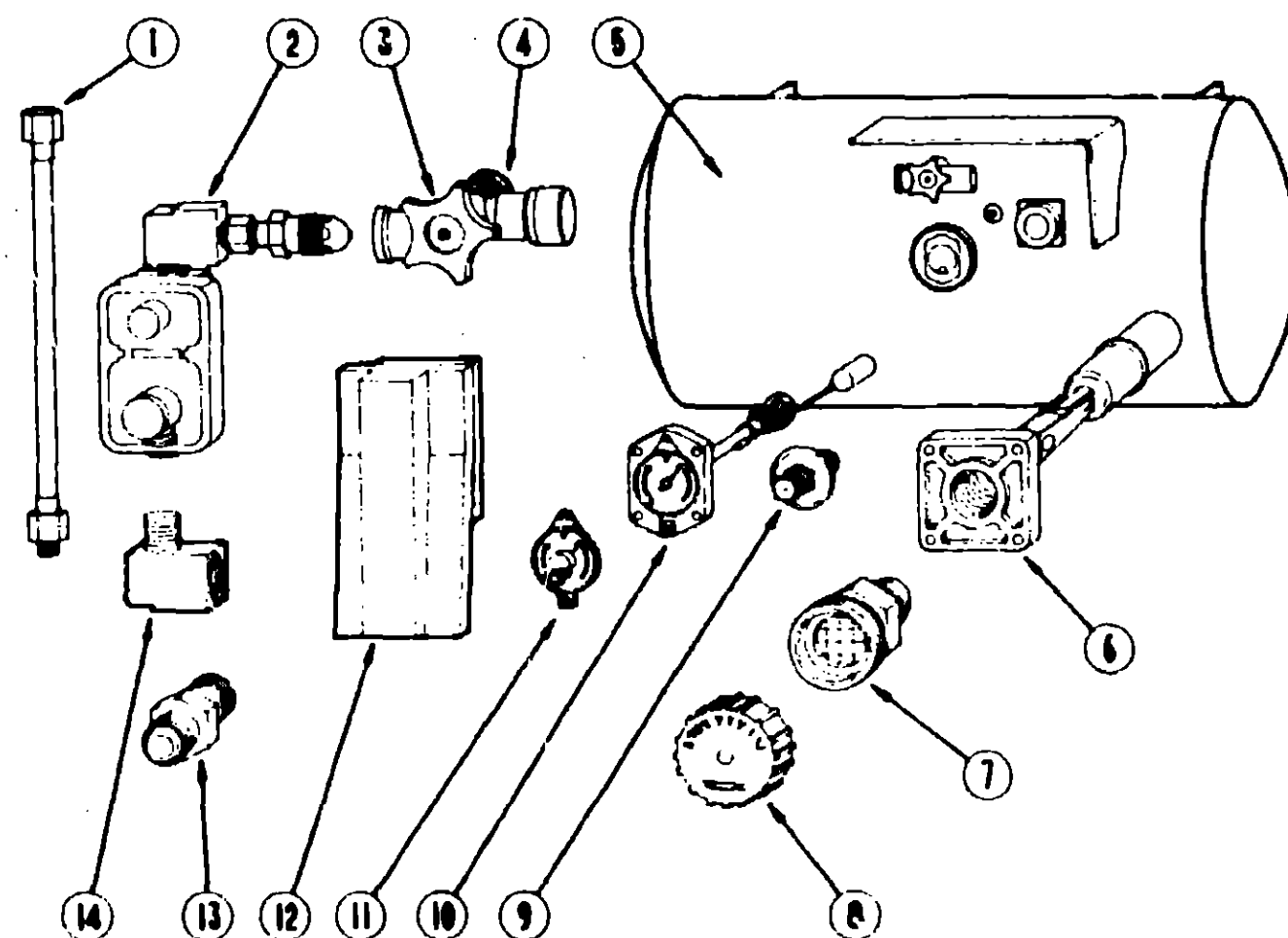
1990 ITASCA  
TABLE OF CONTENTS

INTRODUCTION	A-01 - A-02
ABBREVIATIONS	A-03
ALPHABETICAL/GROUP REFERENCE	A-04 - A-06
IC/FP32RQ	A-07 - E-08
IC/FP37RQ	E-09 - I-13

1990 IC/FP37RQ INDEX

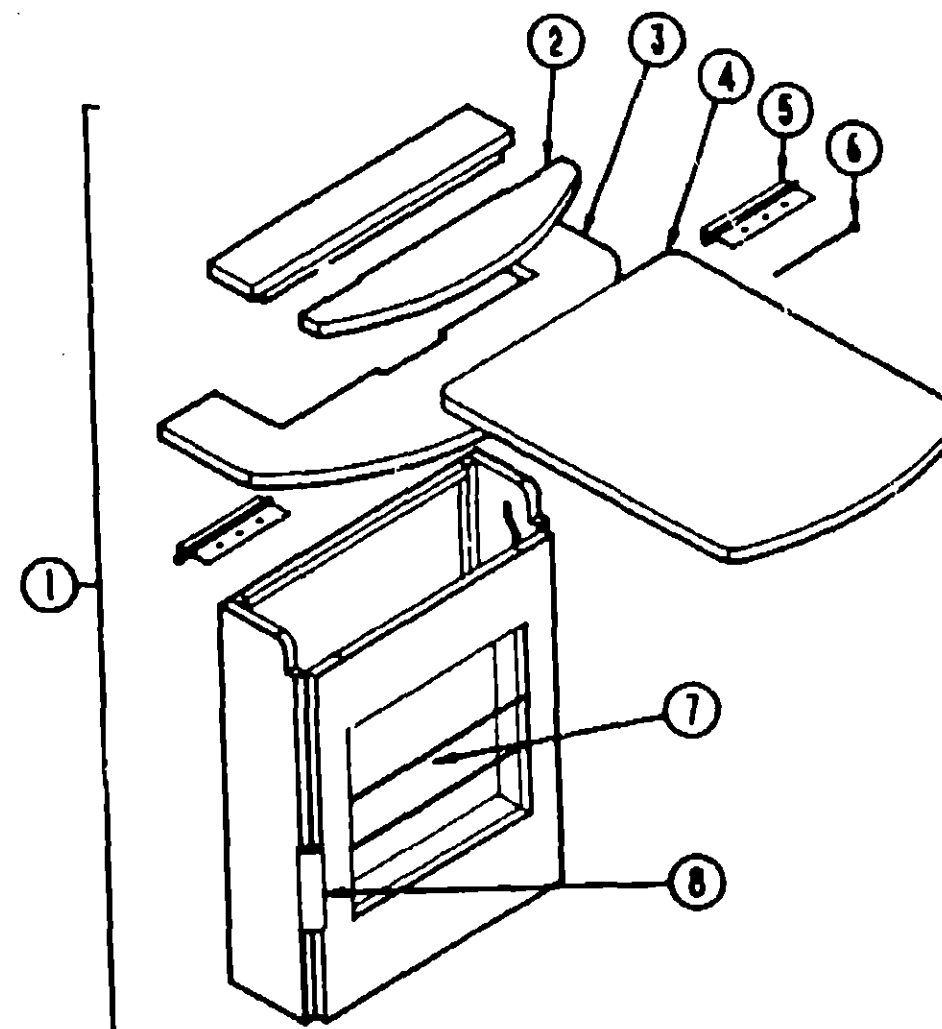
Floor Plan	E-09 - E-10
Accessories Group	E-11 - E-13
Bath Group	E-14 - E-16
Bedroom Group	E-17 - E-21
Chassis Group	E-22 - F-11
Curtain, Cushion & Pad Group	F-12 - G-03
Dinette Group	G-04 - G-06
Driver's Compartment Group	G-07 - G-11
Electrical Group	G-12 - G-15
Exterior Body Group	G-16 - G-23
Galley Group	G-24 - H-08
Heating & Air Conditioning Group	H-09 - H-11
Interior Finish Group	H-12 - H-13
Labels Group	H-14
LP Group	H-15
Lounge Group	H-16 - H-19
Sealants & Fasteners Group	H-20 - H-21
Water & Sewage Group	H-22 - H-24
Window, Vent & Exterior Door Group	H-25 - I-13

## LP GROUP



Key	Part Number	U/M	Description
1	045703-01-000	EA	Hose Asm. - LP - 3/8" ID x 24" (USA)
1	045703-02-000	EA	Hose Asm. - LP - 3/8" ID x 24" (CSA)
2	076301-01-000	EA	Regulator - Two Stage
3	040421-01-708	EA	Handwheel - Service Valve
4	040421-01-703	EA	Service Valve - Vapor Relief
5	088253-03-000	EA	LP Tank - 100 Pound - 16" Dia. x 36" (USA - Chevy)
5	095914-01-000	EA	LP Tank - 80 pound - 13" Dia. x 44" (CSA - Ford)
6	040421-01-711	EA	Inner Tank Valve - 80% Fill
7	040421-01-701	EA	Fill Valve
8	040421-01-702	EA	Fill Valve Cap
9	040421-01-700	EA	Liquid Level Gauge
10	040421-01-707	EA	Float Gauge
11	040440-02-000	EA	Dial - Visible Face - Float Gauge (w/Electric Transmitter)
12	081938-01-000	EA	Cover - LP Regulator
13	010326-01-000	EA	Adapter - Brass - 3/8" F x 1/2" MPT
14	085318-02-000	EA	Elbow - Brass - 90° - 3/8" MPT x 3/8" FPT
	065741-01-000	EA	Gauge - Diaphragm Pressure - Test Leak (Manometer)
	093380-01-000	EA	Coupler - Black Steel - 1/2" ID to 3/8" ID
	008042-01-000	FT	Vinyl Tubing - .65" ID
	016188-03-000	EA	Grommet - 3/8" - 2.5" Long

## LOUNGE GROUP



Key	Part Number	U/M	Description
1	098928-03-AC1	EA	Table Asm. - Pullout Table - w/o Hardware
2	098928-13-AB6	EA	Cover - Flip Up - Pullout Table - w/o Hardware
3	098928-12-AB6	EA	Top
4	064781-05-000	EA	Cup Holder - Two Step - Beige
	098928-11-AB6	EA	Table Top - Pullout
	080728-01-000	EA	Pull Handle - Table Top
5	009059-01-000	EA	Hinge - 2" x 1.4" - Brass
6	079921-01-000	EA	Roller - Nylon w/Shaft
7	097208-01-AC1	EA	Magazine Rack
	084071-05-000	EA	Brass Rod - 15" Long
8	042357-11-000	EA	Corner Molding
	079789-01-000	EA	Support Pullout Table - Beige

## PULLOUT TABLE

## 1990 ITASCA TABLE OF CONTENTS

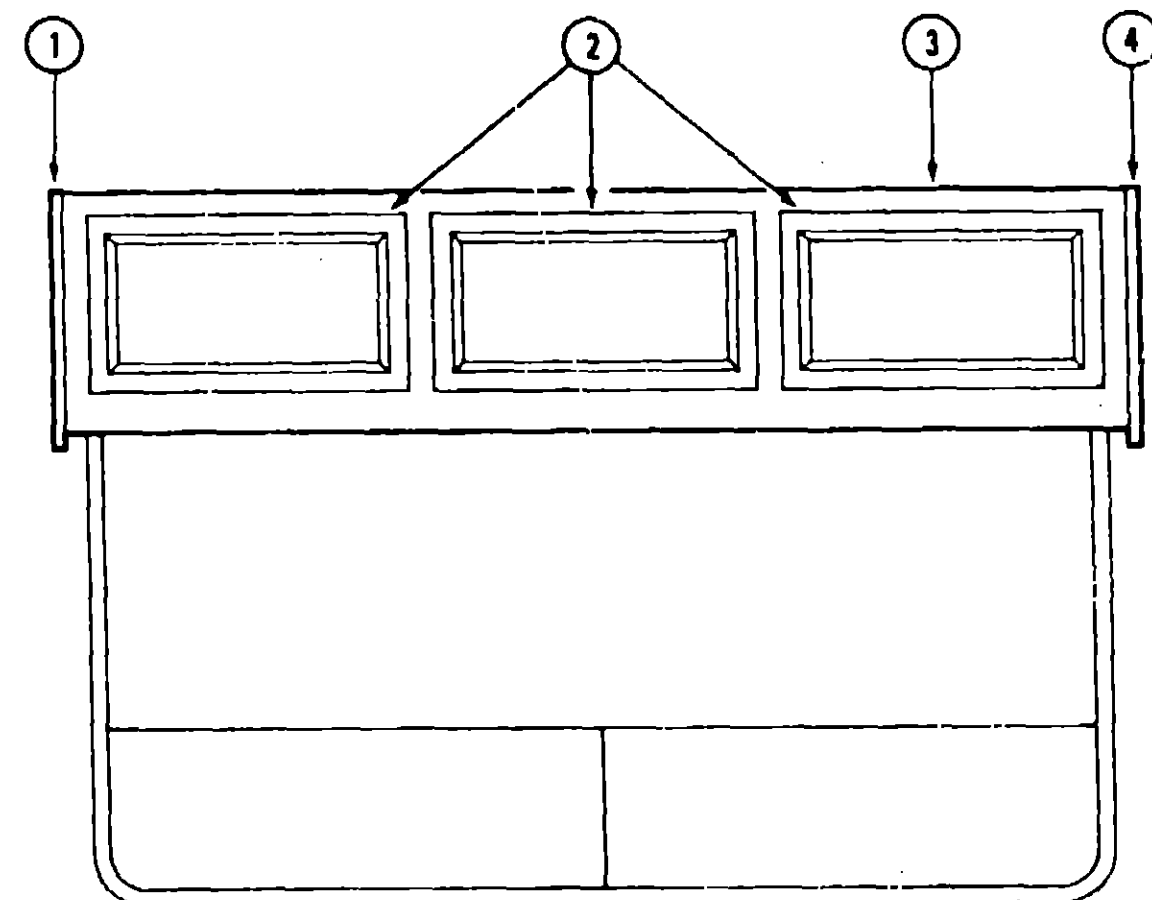
INTRODUCTION	A-01 - A-02
ABBREVIATIONS	A-03
ALPHABETICAL/GROUP REFERENCE	A-04 - A-06
IC/FP32RQ	A-07 - E-08
IC/FP37RQ	E-09 - I-13

## 1990 IC/FP37RQ INDEX

Floor Plan	E-09 - E-10
Accessories Group	E-11 - E-13
Bath Group	E-14 - E-16
Bedroom Group	E-17 - E-21
Chassis Group	E-22 - F-11
Curtain, Cushion & Pad Group	F-12 - G-03
Dinette Group	G-04 - G-06
Driver's Compartment Group	G-07 - G-11
Electrical Group	G-12 - G-15
Exterior Body Group	G-16 - G-23
Galley Group	G-24 - H-08
Heating & Air Conditioning Group	H-09 - H-11
Interior Finish Group	H-12 - H-13
Labels Group	H-14
LP Group	H-15
Lounge Group	H-16 - H-19
Sealants & Fasteners Group	H-20 - H-21
Water & Sewage Group	H-22 - H-24
Window, Vent & Exterior Door Group	H-25 - I-13



# LOUNGE GROUP (CONTINUED)

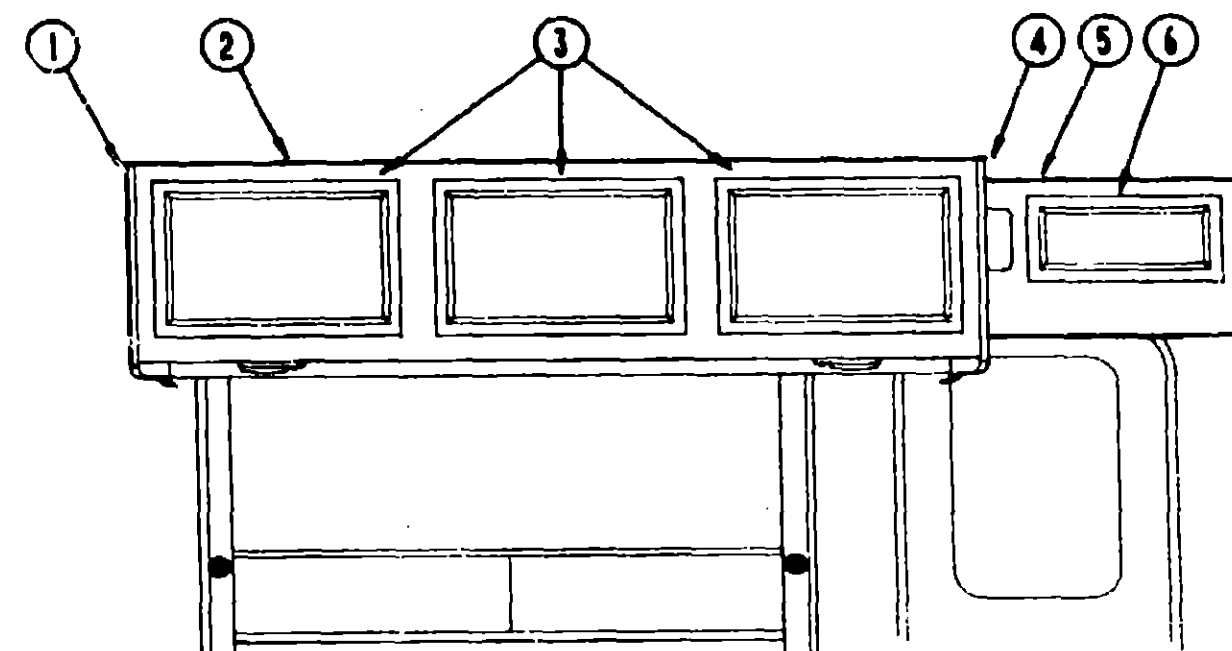


## OVERHEAD CABINETY - DRIVER SIDE LOUNGE

Key	Part Number	U/M	Description
1	085468-02-X19	EA	End Cap Asm. - Overhead Cabinet
2	M97028-11-AF1	EA	Door Asm. - Overhead Cabinet - w/o Hardware
3	M04008-10-AF1	EA	Cabinet Asm. - Overhead - w/o Doors (Used till: 10-01-89)
3	M04008-54-AF1	EA	Cabinet Asm. - Overhead - w/o Doors (Used from: 10-02-89)
	074045-01-000	EA	Oak Plug - 1/2" Diameter
4	085468-01-X19	EA	End Cap Asm. - Overhead Cabinet

H-17

# LOUNGE GROUP (CONTINUED)



## OVERHEAD CABINETY - PASSENGER SIDE LOUNGE

Key	Part Number	U/M	Description
1	085468-02-X19	EA	End Cap Asm. - Overhead Cabinet
2	M04008-04-AF1	EA	Cabinet Asm. - Overhead - w/o Doors (Used till: 10-01-89)
2	M04008-56-AF1	EA	Cabinet Asm. - Overhead - w/o Doors (Used From: 10-02-89)
3	M97028-11-AF1	EA	Door Asm. - Overhead Cabinet - w/o Hardware
4	085468-01-X19	EA	End Cap Asm. - Overhead Cabinet
5	M04008-26-AF1	EA	Cabinet Asm. - Overhead - w/o Door
6	M97028-17-AF1	EA	Door Asm. - Overhead Cabinet - Tambour
	053552-02-W04	EA	Hand Rail - Entrance Door - w/o Brackets
	069178-01-000	EA	Bracket - Hand Rail - Entrance Door
	074045-01-000	EA	Oak Plug - 1/2" Diameter

H-18

## 1990 ITASCA TABLE OF CONTENTS

INTRODUCTION	A-01 - A-02
ABBREVIATIONS	A-03
ALPHABETICAL/GROUP REFERENCE	A-04 - A-06
IC/FP32RQ	A-07 - E-08
IC/FP37RQ	E-09 - I-13

## 1990 IC/FP37RQ INDEX

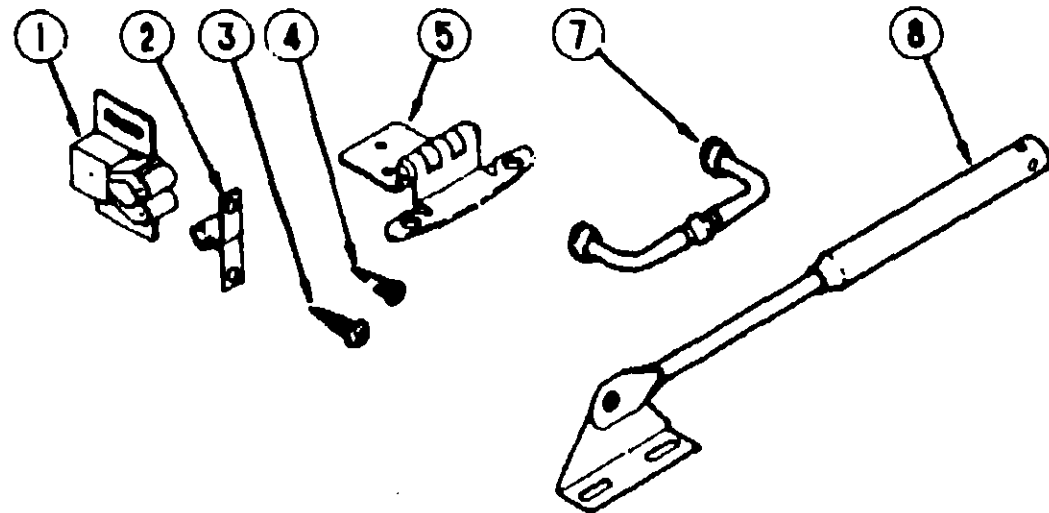
Floor Plan	E-09 - E-10
Accessories Group	E-11 - E-13
Bath Group	E-14 - E-16
Bedroom Group	E-17 - E-21
Chassis Group	E-22 - F-11
Curtain, Cushion & Pad Group	F-12 - G-03
Dinette Group	G-04 - G-06
Driver's Compartment Group	G-07 - G-11
Electrical Group	G-12 - G-15
Exterior Body Group	G-16 - G-23
Galley Group	G-24 - H-08
Heating & Air Conditioning Group	H-09 - H-11
Interior Finish Group	H-12 - H-13
Labels Group	H-14
LP Group	H-15
Lounge Group	H-16 - H-19
Sealants & Fasteners Group	H-20 - H-21
Water & Sewage Group	H-22 - H-24
Window, Vent & Exterior Door Group	H-25 - I-13

## LOUNGE GROUP (CONTINUED)

### ICEMAKER CABINET (OPTION)

Key	Part Number	U/M	Description
**	076789-01-000	EA	Ice Maker - Black Glass Front - 14" x 14.5" x 24.5" - Dome
	M82887-01-Y21	EA	Cabinet - Ice Maker - w/o Doors or Hardware
	042357-11-000	EA	Molding - Corner - Radius - 1.5" x 7" - Plastic
	081521-02-007	EA	Mount - Metal Molding - For Radius Corner Molding
	074489-01-000	EA	Beverage Holder - w/Tray - 5" x 24" - Oak - Unfinished
	M02493-01-X19	EA	Countertop - 23.4" x 30.5" Tapered
	M02494-01-X19	EA	Slideout Top - Ice Maker Cabinet - 16.9" x 23.4"
	088792-02-000	YD	Velcro Tape - Loop - Adhesive Backed - .75" Wide
	016804-01-000	EA	Brace - Cabinet - Angled Metal - 2.5"
	016804-03-000	EA	Brace - Cabinet Angle - 2.5" - Beige

\*\* The illustrated parts breakdown for this item is provided on the Common Items Fiche.



### CABINET HARDWARE (DOORS & CABINETS)

Key	Part Number	U/M	Description
1	093586-03-000	EA	Roller Catch
2	093586-04-000	EA	Steel Strike
3	000G68-06-10G	EA	Screw - #6 - 18 x .625" POH - Antique Brass - Hinge to Cabinet
4	000G13-06-10G	EA	Screw - #6 - 20 x .625" PFH - Antique Brass - Hinge to Door
5	059777-03-000	EA	Hinge - Chrome (Doors)
7	088264-02-000	EA	Pull Handle
8	074493-02-000	EA	Door Support

## SEALANTS & FASTENERS

### SCREWS & FASTENERS

Key	Part Number	U/M	Description
	000C13-07-488	EA	Bolt - Hex - 7/16 - 20 x 3 - Zn 5
	000C26-05-208	EA	Bolt - Hex - Ser Fig 5/16 - 18 x 1 1/4" - Zinc
	000D24-10-008	EA	Nut - Hex - Locking - 10-32 - Zn
	000D39-05-008	EA	Nut - Hex - Ser Fig Lk - 5/16 - 18 - Zn
	000D39-06-008	EA	Nut - Hex - Ser Fig Lk - 3/8 - 16 - Zn
	000D39-08-008	EA	Nut - Hex - Ser Fig Lk - 1/2 - 13 - Zn
	000D44-07-008	EA	Nut - Hex - Ser Fig Lk - 7/16 - 20 - Zn
	000E13-11-008	EA	Washer - Flat - 3/16" Wide - Zn
	000G11-08-10J	EA	Screw - G - 20 x 5/8 PPH - Brass
	000G11-07-088	EA	Screw - 7 - 19 x 1/2 PPH - Zn
	000G11-08-088	EA	Screw - 8 - 18 x 3/8 PPH - Zn
	000G11-08-128	EA	Screw - 8 - 18 x 3/4 PPH - Zn
	000G11-08-12D	EA	Screw - 8 - 18 - 3/4 PPH - Black
	000G11-08-12P	EA	Screw - 8 - 18 x .75 - Dark Brown
	000G11-08-12R	EA	Screw - 8 - 18 x .75 PPH - Beige
	000G11-08-12S	EA	Screw - 8 - 18 x .75 PPH - Off White
	000G11-08-12X	EA	Screw - 8 - 18 x 3/4 PPH - Gray
	000G11-08-16S	EA	Screw - 8 - 18 x 1.00 PPH - Off White
	000G11-10-10X	EA	Screw - 10 - 16 x 5/8 PPH - Gray
	000G11-10-12D	EA	Screw - 10 - 16 x 3/4 PPH - Black
	000G11-10-24P	EA	Screw - 10 - 16 x 1 1/2 PPH - Dark Brown
	000G12-08-12S	EA	Screw - 8 - 18 x .75 POH - Off White
	000G12-08-12X	EA	Screw - 8 - 18 x 3/4 POH - Gray
	000G12-08-16S	EA	Screw - 8 - 18 x 1" POH - Off White
	000G13-06-088	EA	Screw - 6 - 20 x 1/2 PFH - Zn
	000G13-06-10G	EA	Screw - 6 - 20 x 5/8 PFH - Antique Brass
	000G13-07-128	EA	Screw - 7 - 19 x 3/4 PFH - Zn
	000G13-08-168	EA	Screw - 8 - 18 x 1 PFH - Zn
	000G18-08-128	EA	Screw - Machine - 8 - 32 x 3/4" PPH - Zn
	000G18-08-168	EA	Screw - Machine - 8 - 32 x 1 PPH - Zn
	000G18-08-228	EA	Screw - Machine - 8 - 32 x 1 3/8 PPH - Zn
	000G39-06-088	EA	Screw - SF/DR 8 - 18 x 1/2 PPH - Zn
	000G39-08-088	EA	Screw - SF/DR 8 - 18 x 1/2 PPH - Beige
	000G39-08-08X	EA	Screw - SF/DR 8 - 18 x 1/2 PPH - Gray
	000G39-08-128	EA	Screw - SF/DR 8 - 18 x 3/4 PPH - Zn
	000G39-08-12R	EA	Screw - SF/DR 8 - 18 x 3/4 PPH - Beige
	000G39-08-16S	EA	Screw - SF/DR 8 - 18 x 1.00 PPH - Off White
	000G39-08-24S	EA	Screw - SF/DR 8 - 18 x 1.50 PPH - Off White
	000G39-10-10S	EA	Screw - SF/DR 10 - 16 x .62" PPH - Off White
	000G39-10-12D	EA	Screw - SF/DR 10 - 16 x 3/4 PPH - Black
	000G39-10-208	EA	Screw - SF/DR 10 - 16 x 1 1/4 PPH - Zn
	000G39-12-12E	EA	Screw - SF/DR - 12 - 14 x 3/4 PPH - Chrome
	000G42-04-168	EA	Screw - SF/DR 1/4 - 14 x 1 HWH - Zn
	000G53-04-068	EA	Screw - Machine - 1/4 - 20 x 3/8 PPH - Zn
	000G54-04-208	EA	Screw - 1/4 - 20 x 1 1/4 PTH Typ 23 - Zn
	000G67-10-088	EA	Screw - 10 - 12 x 1/2 PPH - Zn
	000G67-10-08R	EA	Screw - 10 - 12 x 1/2 PPH - Beige - Type A
	000G67-10-108	EA	Screw - 10 - 12 x 5/8 PPH - Zn - Type A
	000G67-10-10R	EA	Screw - 10 - 12 x 5/8 PPH - Beige - Type A
	000G67-10-128	EA	Screw - 10 - 12 x 3/4 PPH - Zn
	000G67-10-12P	EA	Screw - 10 - 12 x .75 PPH - Dark Brown
	000G67-10-12D	EA	Screw - 10 - 12 x .75 PPH - Tan
	000G67-10-248	EA	Screw - 10 - 12 x 1 1/2 PPH - Zn
	000G67-10-328	EA	Screw - 10 - 12 x 2 PPH - Zn
	000G88-06-10G	EA	Screw - 6 - 18 x 5/8 POH - Antique Brass
	000H18-04-08R	EA	Rivet - Pop - AL 1/8 x .313 - .375
	005081-01-000	EA	Nut - Speed - C Type - No. 8 Screw
	062401-02-000	EA	Clamp - Hose - Wormgear - 1.58" - 2.5"
	062401-08-000	EA	Clamp - Hose - Wormgear - .22" x .62"
	007181-01-000	EA	Clamp - Hose - Spring Type - 1/2"
	008343-01-000	EA	Tie - Wire - 6"
	008388-01-000	EA	Grommet - Snap - 3/8
	008401-01-000	EA	Strap - Conduit - 3/4" - 1 Hole - Galvanized Steel

H-19

## 1990 ITASCA TABLE OF CONTENTS

INTRODUCTION	A-01 - A-02
ABBREVIATIONS	A-03
ALPHABETICAL/GROUP REFERENCE	A-04 - A-08
IC/FP32RQ	A-07 - E-08
IC/FP37RQ	E-09 - I-13

## 1990 IC/FP37RQ INDEX

Floor Plan	E-09 - E-10
Accessories Group	E-11 - E-13
Bath Group	E-14 - E-16
Bedroom Group	E-17 - E-21
Chassis Group	E-22 - F-11
Curtain, Cushion & Pad Group	F-12 - G-03
Dinette Group	G-04 - G-06
Driver's Compartment Group	G-07 - G-11
Electrical Group	G-12 - G-15
Exterior Body Group	G-16 - G-23
Galley Group	G-24 - H-08
Heating & Air Conditioning Group	H-09 - H-11
Interior Finish Group	H-12 - H-13
Labels Group	H-14
LP Group	H-15
Lounge Group	H-16 - H-19
Sealants & Fasteners Group	H-20 - H-21
Water & Sewage Group	H-22 - H-24
Window, Vent & Exterior Door Group	H-25 - I-13

H-20

SEALANTS & FASTENERS GROUP (CONTINUED)

SCREWS & FASTENERS (CONTINUED)

Key	Part Number	U/M	Description
	010495-01-000	EA	Clamp - Cable - 9/16"
	010497-01-000	EA	Clamp - Closed - 5/8" ID
	010497-03-000	EA	Clamp - Closed - 1 ID - Cushioned
	010499-01-000	EA	Clamp - Closed - 3/8" ID
	018904-01-000	EA	Brace - Cabinet - Angled Metal - 2.5"
	083609-01-000	EA	Clamp - Wire Dual - Equal 5/8" Dia.
	084884-01-000	EA	Plug - Brass - 3/8"
	087721-01-000	EA	Screw - Flat Head - Tapping - 1/4 x 1 1/4 LG - Zn
	088371-01-000	EA	Screw - Machine - 8 - 32 x 3 5/16 - Zn
	075148-02-000	EA	Clamp - Grounding - Bronze Screws
	075908-01-000	EA	Screw - Machine - 10 - 32 x .56 PTH - Zn
	049485-04-000	EA	Screw - 10 - 16 x 1 PTH w/Washer - Beige
	076790-01-000	EA	Screw - 6 - 20 x 1 1/4 PPH - Black
	063729-04-000	EA	Rivet - 10 - 32 UNF - .010 - .060

SEALANTS & ADHESIVES

Key	Part Number	U/M	Description
	004020-01-000	QT	Adhesive - ABS Cement (Plastic Fittings)
	004005-02-000	GL	Adhesive - Swirls - Glue (Sidewalls)
	053786-07-000	EA	Bedding Compound - Tube - Beige (Exterior)
	053776-06-000	EA	Bedding Compound - Tube - Clear (Window)
	053788-08-000	EA	Bedding Compound - Tube - Gray (Exterior)
	102352-01-000	EA	Bedding Compound - Tube - Black (Luggage Compartment)
	053788-02-000	EA	Bedding Compound - Tube - Off White (Exterior)
	002328-02-000	EA	Block - Rubber Spacer (Windshield)
	077987-01-000	EA	Sealant - Acrylic Latex - Tube - Off White (Interior Sealant)
	034552-04-000	EA	Sealant - Silicone - Beige
	034552-02-000	EA	Sealant - Silicone - Clear
	034552-07-000	EA	Sealant - Silicone - Dark Gray
	034552-06-000	EA	Sealant - Silicone - Off White
	039518-01-000	EA	Sealant Silicone - Black
	069640-01-000	FT	Sealer Ribbon - .25" Bead x 20'
	069640-02-000	FT	Sealer Ribbon - .5" x .125" x 30'
	069640-03-000	FT	Sealer Ribbon - .75" x .125" x 30'
	069640-09-000	FT	Sealer Ribbon - 1/32" x 2.5" x 30'
	069640-08-000	FT	Sealer Ribbon - 5/16" Bead x 15'
	069640-07-000	FT	Sealer Ribbon - 2" x 3/32" x 30'
	069640-10-000	FT	Sealer Ribbon - 1/32" x 1.5" x 100'
	002707-02-000	FT	Sealer Tape - 5/16" x 1/2"
	102353-01-700	EA	Seam Sealer - Tube - Gray (Floor Seams)
	094401-01-000	EA	Seam Sealer - Tube - Clear (Cap to Sidewall)
	102353-01-700	EA	Seam Sealer - Tube - Aluminum (Roof)
	063842-01-000	FT	Tape - Adhesive - .10mm x 1.5" Wide
	038636-01-000	EA	Tape - Butyl - .31" x .31" x 148" (Windshield)
	076322-01-000	FT	Tape - Foam - Double Coated - .025 x .75 x 72' (Fiberglass Sidewall Seams)
	076322-02-000	FT	Tape - Foam - Double Coated - .045 x 1" (Fiberglass Sidewall Seams)
	100026-01-000	FT	Tape - Foam - Double Coated - .031 x .75 x 72' (Non-Structural Fastening)
	009200-01-000	EA	Tape - Furrace - 1.5"
	002825-01-000	FT	Weather Stripping (Roof Vent)
	081377-01-700	EA	Adhesive - Cyanoacrylate - 10GM

WATER & SEWAGE GROUP

WATER LINES & HARDWARE

Key	Part Number	U/M	Description
	064952-01-000	EA	Galley Faucet - Single Control
	087859-02-000	EA	City Fill
	081240-01-000	EA	Water Fill - Lockable
	075242-04-000	EA	Shower Faucet (CSA)
	075242-03-000	EA	Shower Faucet (US)
	011048-05-000	EA	Shower Head - w/60" Hose (CSA)
	011048-02-000	EA	Shower Head - w/60" Hose (USA)
	103548-01-01A	EA	Lavatory Faucet
	039800-01-000	FT	Water Line - Plastic - 1/2" OD x 20'
	079381-01-000	EA	Tubing - Flexible - Smooth - 1.25" ID
	074462-02-000	EA	Tubing Vinyl - 3/8" ID
	038522-01-000	EA	Cap - Brass - 3/8" Flare
	038522-02-000	EA	Cap - Brass - Hex - 1/2" FPT
	101814-01-000	EA	Coupling - Female - 1/2" x 1/2" FPT
	088420-01-000	EA	Connector - Swivel - Plastic - 1/2" FPT x 5/8" Tube
	051393-01-000	EA	Water Heater - Motor Aid - Alwood
	079317-01-000	EA	Adapter - Swivel - 1/2" Tube x 1/2" FPT
	010224-01-000	EA	Plastic Adapter - 3/8" MPT x 3/8" Barb
	048128-01-000	EA	Plastic Valve Drain - 1/2" FPT
	052952-01-000	EA	Plastic Nut - 1/2" F
	052952-02-000	EA	Plastic Nut - 5/8" Flare
	052957-02-000	EA	Plastic Elbow - 1/2" F x 1/2" MPT
	085120-01-000	EA	Plastic Elbow - Swivel - 1/2"
	035539-01-000	EA	Plastic Elbow - 3/8" MPT x 3/8" BARB
	055290-01-000	EA	Plastic Elbow - 5/8" F x 1/2" MPT
	057457-01-000	EA	Elbow - Union - 1/2" Flare x 1/2" Flare
	052959-01-000	EA	Plastic Connector - 1/2" F x 1/4" MPT
	052953-01-000	EA	Plastic Nut - Faucet - 1/2" Tube x 1/2" FPT
	052954-01-000	EA	Plastic Nose Cone Adapter - 3/8" or 1/2"
	052956-01-000	EA	Plastic Tee - 1/2" F x 1/2" MPT x 1/2" F
	052958-01-000	EA	Plastic Tee - 1/2" F x 1/2" F x 1/2" F
	093217-01-000	EA	Plastic Tee - Swivel - 1/2"
	052955-01-000	EA	Plastic Tee - 1/2" F x 1/2" F x 1/2" MPT
	055293-01-000	EA	Plastic Tee - 5/8" F x 1/2" F x 5/8" F
	052980-01-000	EA	Plastic Valve - Line Drain
	052981-02-000	EA	Plastic Header - 1/2" MPT x 1/2" F x 1/2" F x 1/2" F
	007181-01-000	EA	Hose Clamp - Spring Type - 1/2"
	062401-01-000	EA	Hose Clamp - Wormgea. - .81" To 1.75"
	098807-01-000	EA	Water Pump (US)
	098807-01-700	EA	Replacement Pump Head
	098807-01-701	EA	Drive Asm.
	098807-01-702	EA	Diaphragm Kit
	098807-01-703	EA	Valve Asm.
	098807-01-704	EA	Upper Housing
	098807-01-705	EA	Check Valve Kit
	098807-01-706	EA	Switch Kit - Upper Housing
	098807-01-707	EA	Motor/Baseplate Replacement
	098807-02-000	EA	Water Pump (CSA)
	085189-01-000	EA	Water Tank 70 Gal.
	098449-01-000	EA	Wire Asm. - Water Tank
	077954-02-000	EA	Filter & Screen (Water Tank)
	042989-03-000	EA	Spinweld Fitting - 1 1/4" NPT
	042989-04-000	EA	Spinweld Fitting - 3/8" FPT
	042989-05-000	EA	Spinweld Fitting - 1/2" FPT
	044927-01-000	EA	Adapter - Plastic - 1 1/4" MPT x 1 1/4" BARB
	049032-01-000	EA	Spinweld Patch - 3/8"
	099729-01-000	EA	Water Heater Bypass Kit

1990 ITASCA  
TABLE OF CONTENTS

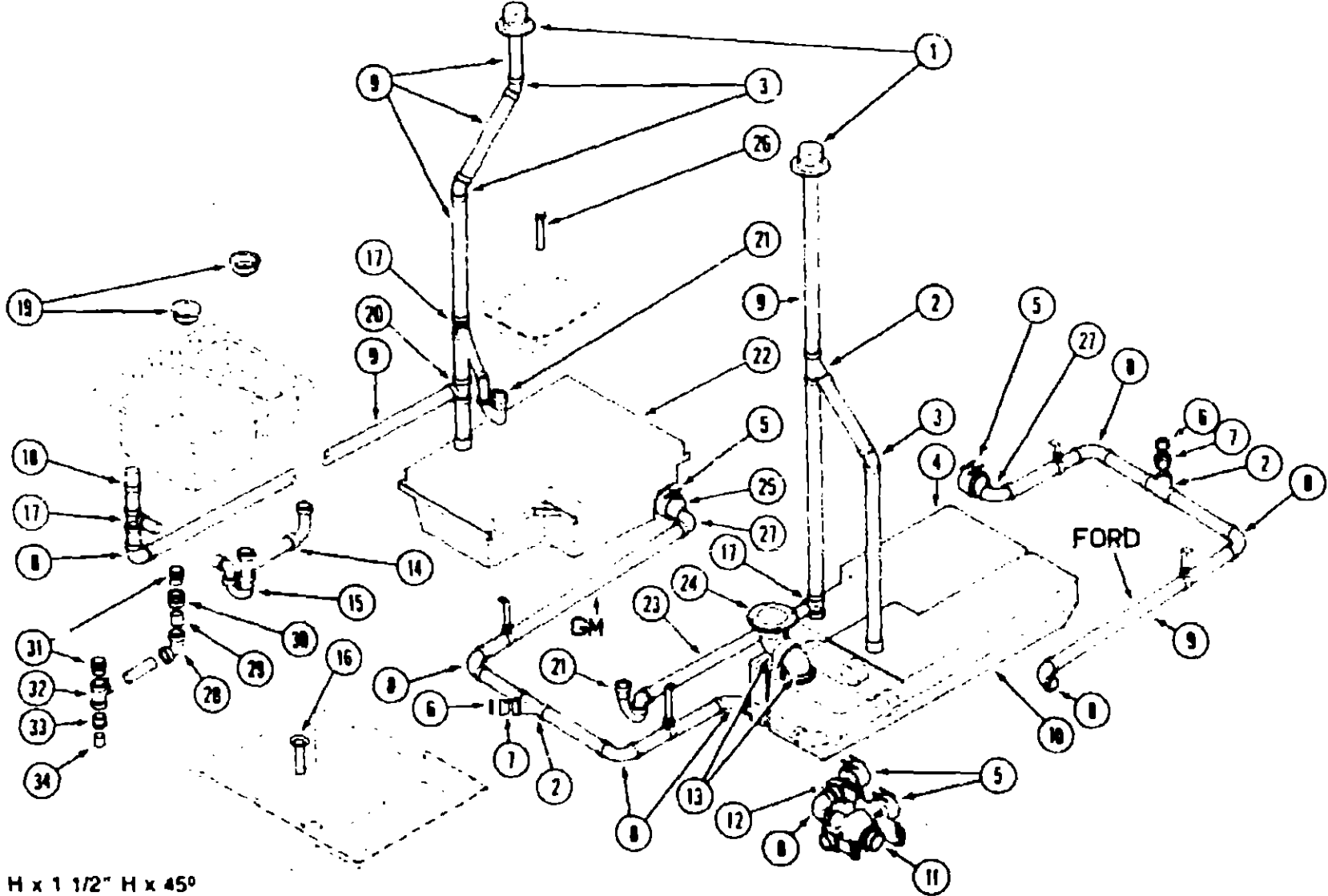
INTRODUCTION	A-01 - A-02
ABBREVIATIONS	A-03
ALPHABETICAL/GROUP REFERENCE	A-04 - A-06
IC/FP32RQ	A-07 - E-08
IC/FP37RQ	E-09 - I-13

1990 IC/FP37RQ INDEX

Floor Plan	E-09 - E-10
Accessories Group	E-11 - E-13
Bath Group	E-14 - E-16
Bedroom Group	E-17 - E-21
Chassis Group	E-22 - F-11
Curtain, Cushion & Pad Group	F-12 - G-03
Dinette Group	G-04 - G-06
Driver's Compartment Group	G-07 - G-11
Electrical Group	G-12 - G-15
Exterior Body Group	G-16 - G-23
Galley Group	G-24 - H-08
Heating & Air Conditioning Group	H-09 - H-11
Interior Finish Group	H-12 - H-13
Labels Group	H-14
LP Group	H-15
Lounge Group	H-16 - H-19
Sealants & Fasteners Group	H-20 - H-21
Water & Sewage Group	H-22 - H-24
Window, Vent & Exterior Door Group	H-25 - I-13

WATER & SEWAGE GROUP (CONTINUED)

DRAINAGE SYSTEM



Key	Part Number	U/M	Description
1	063558-01-000	EA	Vent Cap - Beige
2	010073-01-000	EA	Wye - 1 1/2" H x 1 1/2" H x 1 1/2" H x 45°
3	010006-01-000	EA	Elbow - 1 1/2" H x 1 1/2" H x 45°
4	069994-01-000	EA	Holding Tank
5	078406-01-000	EA	Coupling - 3" Rubber
6	010166-02-00	EA	Plug 1 1/4" MPT
7	010122-01-00	EA	Bushing Adapter - 1 1/2" x 1 1/4" T
8	010008-01-000	EA	Elbow - 1 1/2" H x 1 1/2" H x 90°
9		FT	Plastic Pipe - 1 1/2" (US)
9		FT	Plastic Pipe - 1 1/2" (CSA)
10	069993-01-000	FT	Holding Tank
11	092696-01-000	EA	Triple Valve - (Includes 3" and 1 1/2" Valve)
	062417-01-000	EA	Adapter - Triple Valve Termination
	062415-01-000	EA	Sewer Cap - 3"
	062416-01-000	EA	Sewer Hose Adapter - 3" - w/Twist Lock
	010201-01-000	EA	Sewer Hose - 3"
	069330-01-000	EA	Sewer Hose Adapter - Sewer Hose End
12	062421-01-000	EA	Valve - 1 1/2"
13	010081-01-000	EA	Street Elbow - 3" x 45°
14	091980-01-000	EA	Continuous Waste Asm. (US)
15	011086-03-000	EA	P-Trap (US)
15	053335-01-000	EA	P-Trap (CSA)
16	011089-02-000	EA	Tail Piece - Brass
17	010079-01-000	EA	Tee - 1 1/2" H x 1 1/2" H x 1 1/4" H
18	079986-01-00	EA	Vent
19	092303-01-000	EA	Sink Strainer
20	010071-01-000	EA	Tee - 1 1/2" H x 1 1/2" H x 1 1/2" H
21	011086-03-000	EA	P-Trap (US)
21	011086-02-000	EA	P-Trap (CSA)

H-23

Key	Part Number	U/M	Description
22	069992-01-000	EA	Holding Tank
23		FT	Plastic Pipe - 1 1/4" (US)
23		FT	Plastic Pipe - 1 1/4" (CSA)
24	063641-01-000	EA	Close Flange (US)
24	010147-02-000	EA	Close Flange (CSA)
	061607-01-000	EA	Grommet - Holding Tank - 1 1/2" NPS
	061607-02-000	EA	Grommet - Holding Tank - 3" NPS
25	062422-01-000	EA	Reducer Adapter - 3" x 1 1/2" NPS
26	066927-01-701	EA	Tail Piece - Plastic
27	033761-01-000	EA	Street Elbow - 1 1/2" x 90°

CONTINUOUS WASTE (CANADA)

Key	Part Number	U/M	Description
28	010008-01-000	EA	Elbow - 1 1/2" H x 1 1/2" H x 90°
29		FT	Plastic Pipe - 1 1/2"
30	010115-01-000	EA	Coupling - 1 1/2" H x 1 1/2" H
31	033302-02-000	EA	Adapter
32	010071-01-000	EA	Tee - 1 1/2" H x 1 1/2" H x 1 1/2" H
33	010121-01-000	EA	Bushing Adapter - 1 1/2" x 1 1/4" H
34		FT	Plastic Pipe - 1 1/4"

H-24

1990 ITASCA  
TABLE OF CONTENTS

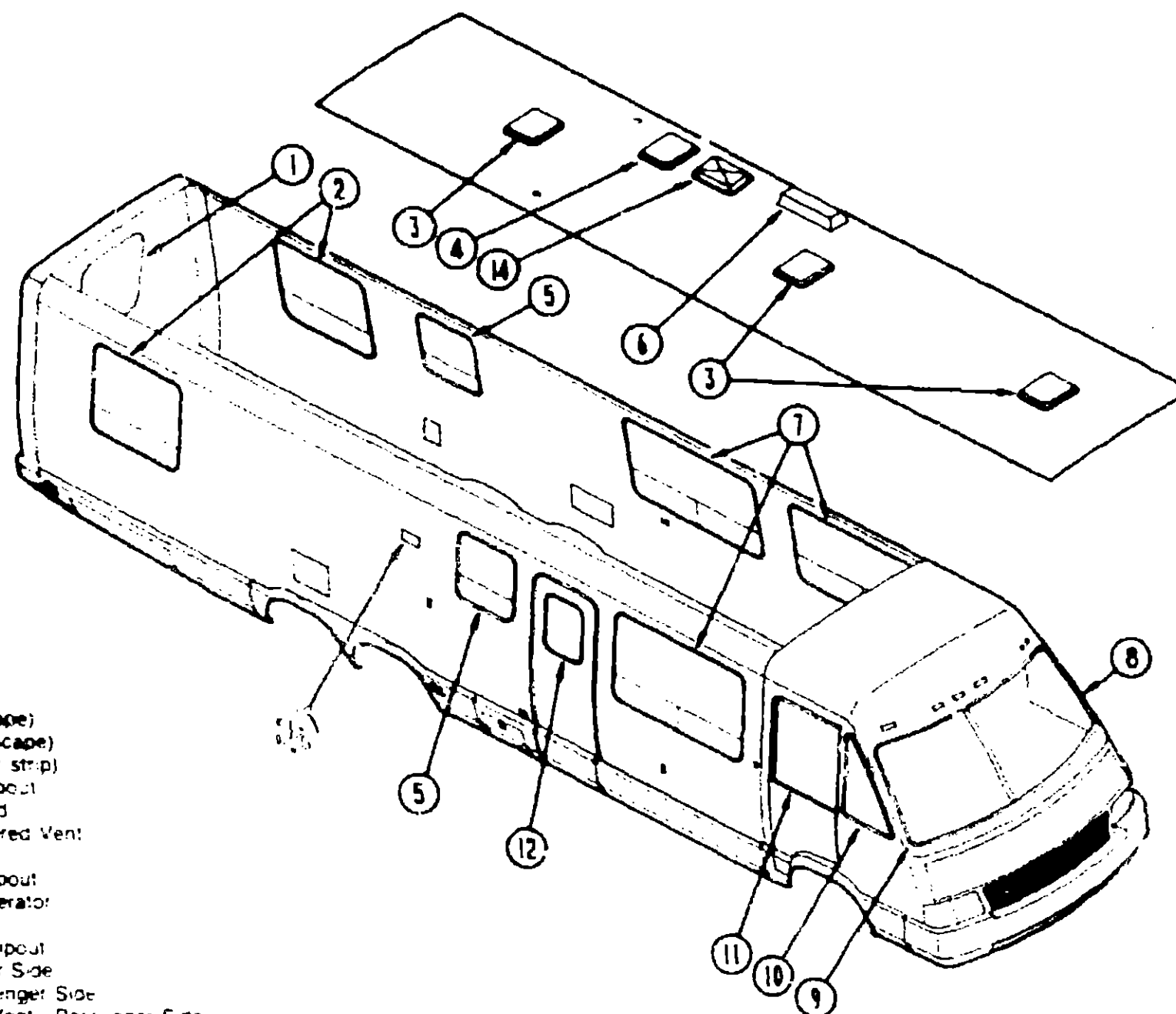
INTRODUCTION	A-01 - A-02
ABBREVIATIONS	A-03
ALPHABETICAL/GROUP REFERENCE	A-04 - A-06
IC/FP32HQ	A-07 - E-08
IC/FP37RQ	E-09 - I-13

1990 IC/FP37RQ INDEX

Floor Plan	E-09 - E-10
Accessories Group	E-11 - E-13
Bath Group	E-14 - E-16
Bedroom Group	E-17 - E-21
Chassis Group	E-22 - F-11
Curtain, Cushion & Pad Group	F-12 - G-03
Dinette Group	G-04 - G-08
Driver's Compartment Group	G-07 - G-11
Electrical Group	G-12 - G-15
Exterior Body Group	G-16 - G-23
Galley Group	G-24 - H-08
Heating & Air Conditioning Group	H-09 - H-11
Interior Finish Group	H-12 - H-13
Labels Group	H-14
LP Group	H-15
Lounge Group	H-16 - H-19
Sealants & Fasteners Group	H-20 - H-21
Water & Sewage Group	H-22 - H-24
Window, Vent & Exterior Door Group	H-25 - I-13

# WINDOW, VENT & EXTERIOR DOOR GROUP

## WINDOWS & VENTS



Key	Part Number	U/M	Description
	036992-01-000	EA	Rear Window Glass (escape)
	084423-05-000	EA	Rubber Weather Strip (escape)
	002265-01-000	FT	Rubber Filler (for weather strip)
2	092235-04-Y12	EA	Window Asm - Single Tipout
3	093032-01-Y12	EA	Vent Asm - Non Powered
	078726-01-Y12	EA	Screen Asm - Non Powered Vent
4	064469-01-000	EA	Vent Asm - Powered
5	092235-01-Y12	EA	Window Asm - Single Tipout
6	064073-01-000	EA	Roof Vent Cover - Refrigerator
7	081073-04-000	EA	Roof Vent Base
8	092234-04-Y12	EA	Window Asm - Double Tipout
9	074887-02-000	EA	Windshield Glass - Driver Side
10	074887-01-000	EA	Windshield Glass - Passenger Side
11	076671-02-000	EA	Window Glass - Corner Vent - Passenger Side
	076671-01-000	EA	Window Glass - Corner Vent - Driver Side
12	M78469-01-000	EA	Window Asm - Passenger Door (stationary)
	M78469-02-000	EA	Window Asm - Driver Door (stationary)
	101625-02-000	EA	Window Glass - Rollup (driver or passenger side)
13	079733-04-T03	EA	Window Asm - Picture
14	092696-02-02A	EA	Vent - w/Door & Solenoid
14	077902-01-000	EA	Skylight Cover - Inside
14	080910-01-000	EA	Skylight Cover - Outside
14	061171-01-000	EA	Skylight Trim - Outside

## 1990 ITASCA TABLE OF CONTENTS

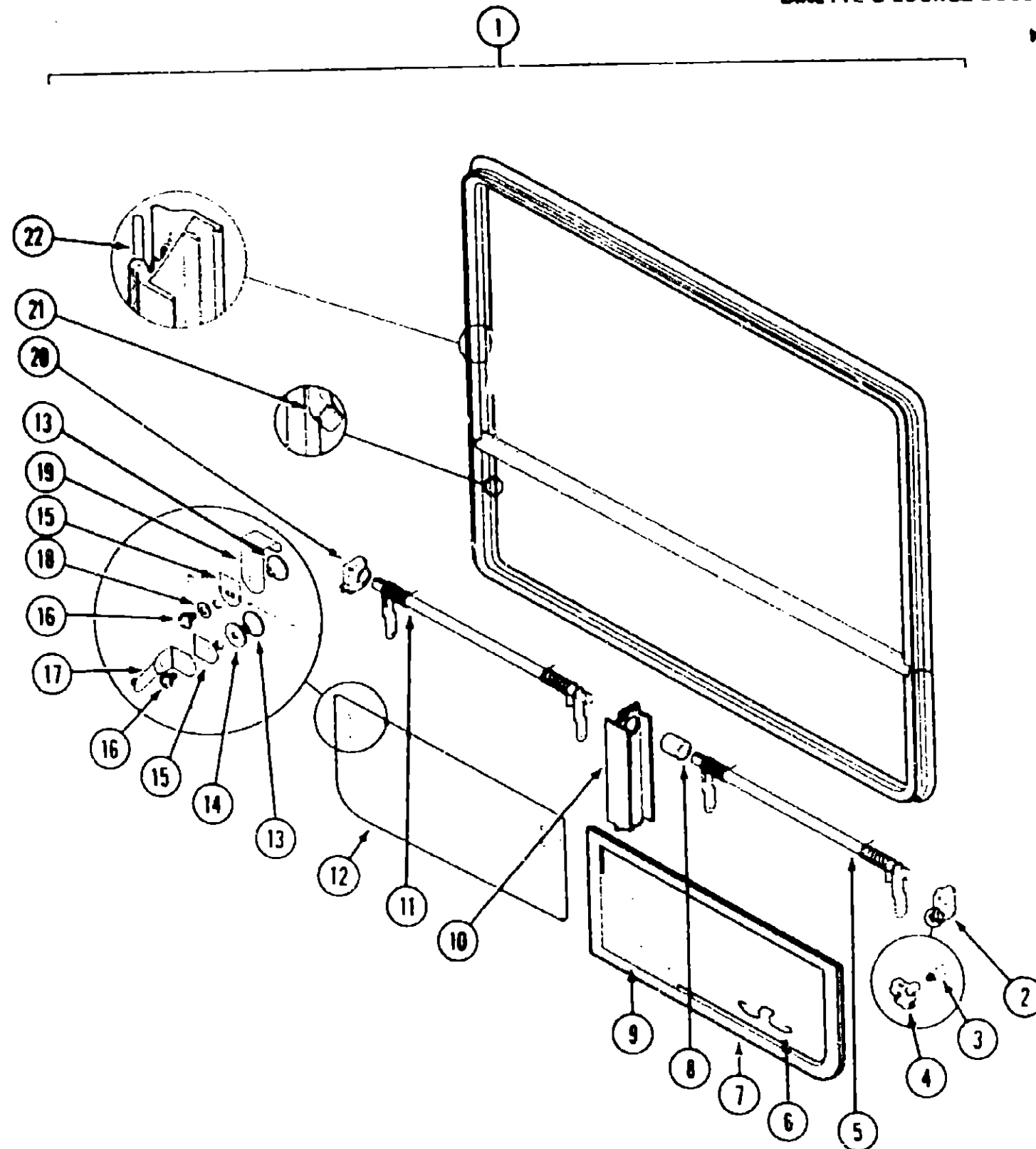
INTRODUCTION	A-01 - A-02
ABBREVIATIONS	A-03
ALPHABETICAL/GROUP REFERENCE	A-04 - A-06
IC/FP32RQ	A-07 - E-08
IC/FP37RQ	E-09 - I-13

## 1990 IC/FP37RQ INDEX

Floor Plan	E-09 - E-10
Accessories Group	E-11 - E-13
Bath Group	E-14 - E-16
Bedroom Group	E-17 - E-21
Chassis Group	E-22 - F-11
Curtain, Cushion & Pad Group	F-12 - G-03
Dinette Group	G-04 - G-06
Driver's Compartment Group	G-07 - G-11
Electrical Group	G-12 - G-15
Exterior Body Group	G-16 - G-23
Galley Group	G-24 - H-08
Heating & Air Conditioning Group	H-09 - H-11
Interior Finish Group	H-12 - H-13
Labels Group	H-14
LP Group	H-15
Lounge Group	H-16 - H-19
Sealants & Fasteners Group	H-20 - H-21
Water & Sewage Group	H-22 - H-24
Window, Vent & Exterior Door Group	H-25 - I-13

# WINDOW, VENT & EXTERIOR DOOR GROUP (CONTINUED)

## DINETTE & LOUNGE DOUBLE TIPOUT WINDOW



Key	Part Number	U/M	Description
1	092234-04-Y12	EA	Window Asm. - Double Tipout
	090893-10-01A	EA	Inside Frame (not included w/Window Assembly)
2	035302-02-000	EA	Operator Drive
3	090025-01-000	EA	Extension - Window Knob (not included w/Window Assembly)
4	067052-02-000	EA	Window Knob - Beige (not included w/Window Assembly)
	089371-01-000	EA	Screw - Window Knob - Zinc (not included w/Window Assembly)
4	101290-01-01A	EA	Window Knob - Brass (not included w/Window Assembly)
	101289-01-01A	EA	Screw - Window Knob - Brass (not included w/Window Assembly)
5	083227-08-000	EA	Torque Tube Asm
6	100168-01-000	EA	Screen Clip
7	100234-06-307	EA	Screen Asm. - Right Side (Illustrated)
	100234-05-B07	EA	Screen Asm. - Left Side (not illustrated)
8	086816-51-001	EA	Torque Tube Sleeve
9	083218-03-000	SF	Window Screen - 12"
	100240-01-000	FT	Window Screen Spine
10	068803-01-01A	EA	Mullion - Black
11	083228-08-000	EA	Torque Tube Asm
12	084068-22-000	EA	Glass - 2.9 mm x 234.7 mm x 758.5 mm
13	086762-01-000	EA	Window T-Nut
14	068927-03-000	EA	Seal - Rubber
15	084473-01-000	EA	Seal - Rubber
16	086763-01-000	EA	Screw - #10 - 32 x 1/4" PTH
17	097578-01-000	EA	Connecting Rod Asm
	081649-01-000	EA	Snap Ring Clip
18	084453-02-000	EA	Plastic Washer - .06 x .50 x .25
19	089913-01-000	EA	Hinge
20	035302-01-000	EA	Operator Drive
21	084067-02-000	FT	Seal - Sponge Rubber
22	089640-06-000	FT	Ribbon Seal (not included w/Window Assembly)

## 1990 ITASCA TABLE OF CONTENTS

INTRODUCTION	A-01 - A-02
ABBREVIATIONS	A-03
ALPHABETICAL/GROUP REFERENCE	A-04 - A-06
IC/FP32RQ	A-07 - E-08
IC/FP37RQ	E-09 - I-13

## 1990 IC/FP37RQ INDEX

Floor Plan	E-09 - E-10
Accessories Group	E-11 - E-13
Bath Group	E-14 - E-16
Bedroom Group	E-17 - E-21
Chassis Group	E-22 - F-11
Curtain, Cushion & Pad Group	F-12 - G-03
Dinette Group	G-04 - G-06
Driver's Compartment Group	G-07 - G-11
Electrical Group	G-12 - G-15
Exterior Body Group	G-16 - G-23
Galley Group	G-24 - H-08
Heating & Air Conditioning Group	H-09 - H-11
Interior Finish Group	H-12 - H-13
Labels Group	H-14
LP Group	H-15
Lounge Group	H-16 - H-19
Sealants & Fasteners Group	H-20 - H-21
Water & Sewage Group	H-22 - H-24
Window, Vent & Exterior Door Group	H-25 - I-13

WINDOW, VENT & EXTERIOR DOOR GROUP (CONTINUED)

GALLEY - BATH SINGLE TIPOUT WINDOW

Key	Part Number	U/M	Description
1	082235-02-Y12	EA	Window Asm. - Single Tipout
	080893-02-01A	EA	Inside Frame (not included w/Window Assembly)
2	035302-02-000	EA	Operator Drive
3	080325-01-000	EA	Extension - Window Knob (not included w/Window Assembly)
4	067052-02-000	EA	Window Knob - Beige (not included w/Window Assembly)
	089371-01-000	EA	Screw - Window Knob - Zink (not included w/Window Assembly)
4	101290-01-01A	EA	Window Knob - Brass (not included w/Window Assembly)
	101289-01-01A	EA	Screw - Window Knob - Brass (not included w/Window Assembly)
5	083150-10-000	EA	Torque Tube Asm.
6	084068-15-000	EA	Glass - 1/8" x 9 1/4" x 24.5"
7	100188-01-000	EA	Screen Clip
8	081354-01-000	EA	Torque Tube Sleeve
9	100235-02-B07	EA	Screen Asm.
10	080218-03-000	SF	Window Screen - 12"
	100240-01-000	FT	Window Screen Spline
11	086762-01-000	EA	Window T-Nut
12	068927-03-000	EA	Seal - Rubber
13	084473-01-000	EA	Seal - Rubber
14	086763-01-000	EA	Screw - #10 - 32 x 1/4" PTH
15	097578-01-000	EA	Connecting Rod Asm.
	081649-01-000	EA	Snap Ring Clip
16	084453-02-000	EA	Plastic Washer - .06 x .50 x .25
17	089913-01-000	EA	Hinge
18	084067-01-000	FT	Seal - Sponge Rubber
19	059640-06-000	FT	Ribbon Sealer (not included w/Window Assembly)

BEDROOM SINGLE TIPOUT WINDOW

Key	Part Number	U/M	Description
1	092235-04-Y12	EA	Window Asm. - Single Tipout
	090893-04-01A	EA	Inside Frame (not included w/Window Assembly)
2	035302-02-000	EA	Operator Drive
3	090025-01-000	EA	Extension - Window Knob (not included w/Window Assembly)
4	067052-02-000	EA	Window Knob - Beige (not included w/Window Assembly)
	089371-01-000	EA	Screw - Window Knob - Zink (not included w/Window Assembly)
4	101290-01-01A	EA	Window Knob - Brass (not included w/Window Assembly)
	101289-01-01A	EA	Screw - Window Knob - Brass (not included in w/Window Assembly)
5	083150-12-000	EA	Torque Tube Asm.
6	084068-17-000	EA	Glass - 2.9 mm x 234.7 mm x 1018 mm
7	100168-01-000	EA	Screen Clip
8	081354-01-000	EA	Torque Tube Sleeve
9	100235-04-B07	EA	Screen Asm.
10	080218-03-000	SF	Window Screen - 12"
	100240-01-000	FT	Window Screen Spline
11	086762-01-000	EA	Window T-Nut
12	068927-03-000	EA	Seal - Rubber
13	084473-01-000	EA	Seal - Rubber
14	086736-01-000	EA	Screw - #10 - 32 x 1/4" PTH
15	097578-01-000	EA	Connecting Rod Asm.
	081649-01-000	EA	Snap Ring Clip
16	084453-02-000	EA	Plastic Washer - .06 x .50 x .25
17	089913-01-000	EA	Hinge
18	084067-02-000	FT	Seal - Sponge Rubber
19	059640-06-000	FT	Ribbon Sealer (not included w/Window Assembly)

1990 ITASCA  
TABLE OF CONTENTS

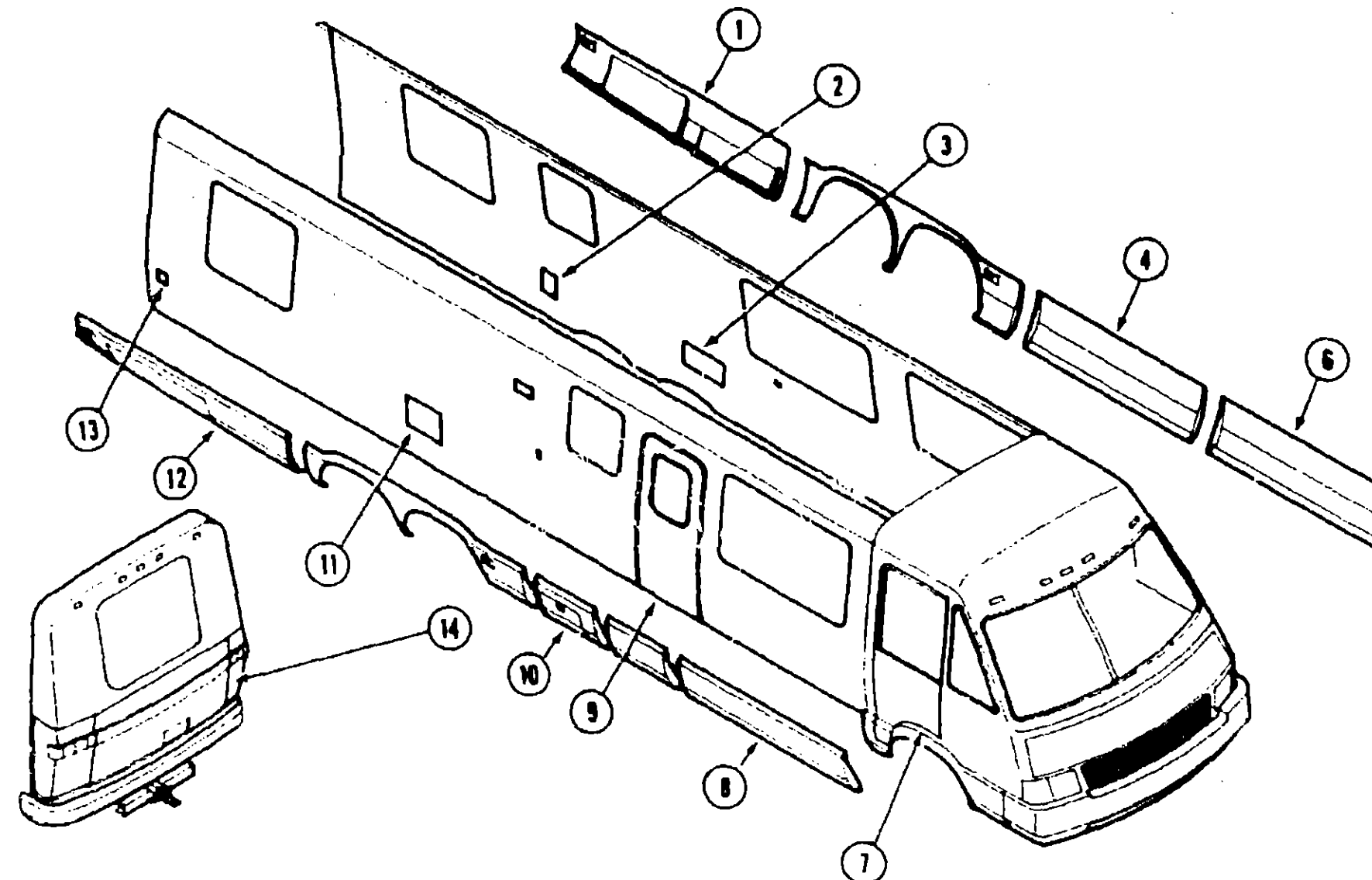
INTRODUCTION	A-01 - A-02
ABBREVIATIONS	A-03
ALPHABETICAL/GROUP REFERENCE	A-04 - A-06
IC/FP32RQ	A-07 - E-08
IC/FP37RQ	E-09 - I-13

1990 IC/FP37RQ INDEX

Floor Plan	E-09 - E-10
Accessories Group	E-11 - E-13
Bath Group	E-14 - E-16
Bedroom Group	E-17 - E-21
Chassis Group	E-22 - F-11
Curtain, Cushion & Pad Group	F-12 - G-03
Dinette Group	G-04 - G-06
Driver's Compartment Group	G-07 - G-11
Electrical Group	G-12 - G-15
Exterior Body Group	G-16 - G-23
Galley Group	G-24 - H-08
Heating & Air Conditioning Group	H-09 - H-11
Interior Finish Group	H-12 - H-13
Labels Group	H-14
LP Group	H-15
Lounge Group	H-16 - H-19
Sealants & Fasteners Group	H-20 - H-21
Water & Sewage Group	H-22 - H-24
Window, Vent & Exterior Door Group	H-25 - I-13

# WINDOW, VENT & EXTERIOR DOOR GROUP (CONTINUED)

## EXTERIOR DOORS & COMPARTMENTS



Key	Part Number	U/M	Description
1	096887-02-02A	EA	Valance Panel Asm. - w/Doors (sold as a unit only)
2	078010-02-000	EA	Fuel Fill Door
3	084103-02-000	EA	Refrigerator Vent Door
	084104-02-000	EA	Refrigerator Vent Door Jamb
4	085037-04-AF1	EA	Valance Panel Asm. - w/Latch Asm. & Slide Bolts
6	085037-02-X75	EA	Valance Panel Asm. - w/Latch Asm. & Slide Bolts
7	M01595-10-Y77	EA	Door Asm. - Passenger Side
	M01596-10-Y77	EA	Door Asm. - Driver Side
8	085037-01-X75	EA	Valance Panel Asm. - w/Latch Asm. & Slide Bolts
9	M84385-04-AF1	EA	Entrance Door Asm. - w/Power Lock
	M84385-04-AF2	EA	Entrance Door Asm. - w/Power Lock (AC3)
10	086822-02-000	EA	Valance Panel Asm. - w/Door (sold as a unit only)
11	052009-03-000	EA	Water Heater Door
	096886-02-02A	EA	Valance Panel Asm. - w/Door (sold as a unit only)
13	081240-02-000	EA	Door Asm. - Water Fill
14	M01990-06-AF1	EA	Door Asm. - Center (trunk)

## 1990 ITASCA TABLE OF CONTENTS

INTRODUCTION	A-01 - A-02
ABBREVIATIONS	A-03
ALPHABETICAL/GROUP REFERENCE	A-04 - A-08
IC/FP32RQ	A-07 - E-08
IC/FP37RQ	E-09 - I-13

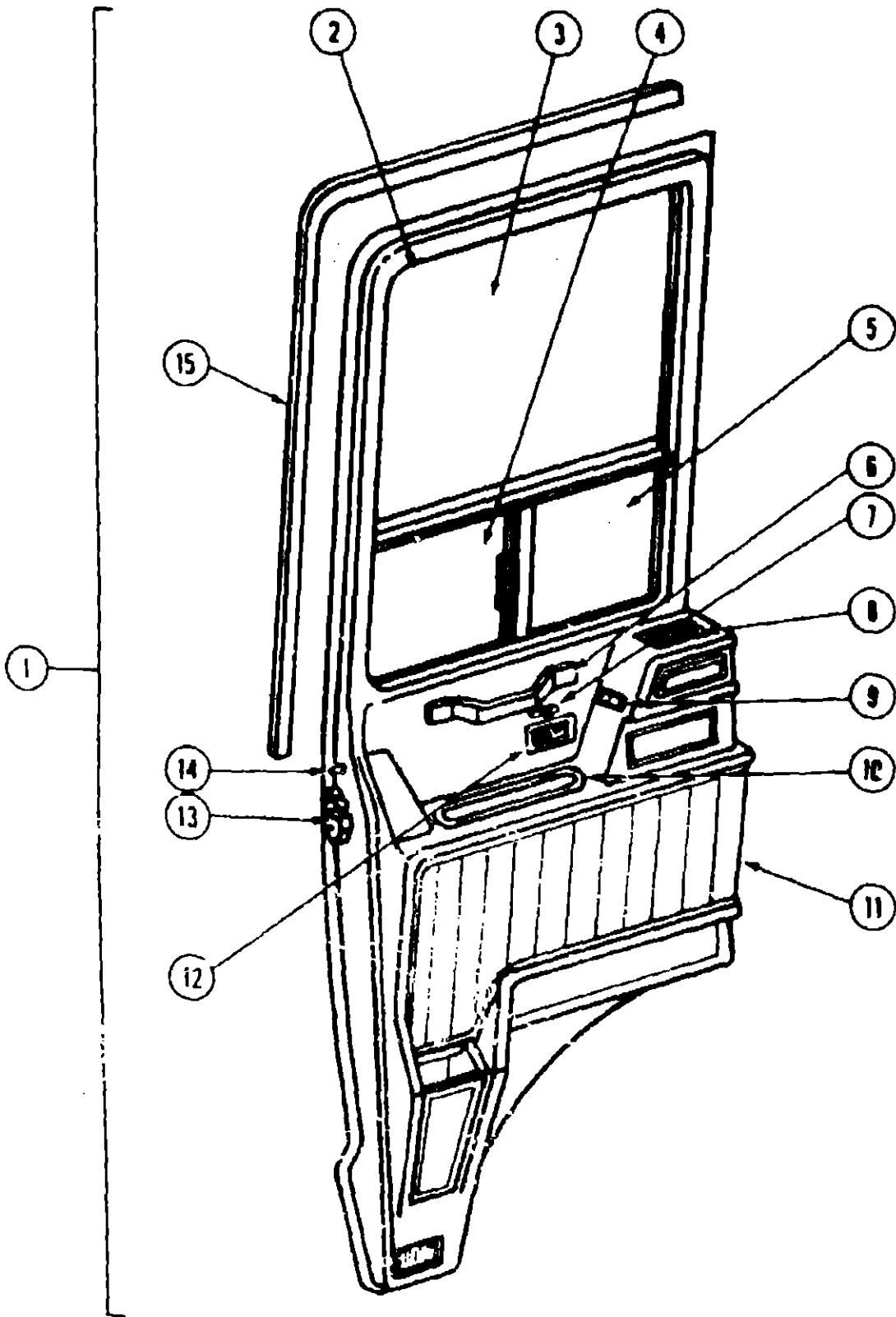
## 1990 IC/FP37RQ INDEX

Floor Plan	E-09 - E-10
Accessories Group	E-11 - E-13
Bath Group	E-14 - E-16
Bedroom Group	E-17 - E-21
Chassis Group	E-22 - F-11
Curtain, Cushion & Pad Group	F-12 - G-03
Dinette Group	G-04 - G-06
Driver's Compartment Group	G-07 - G-11
Electrical Group	G-12 - G-15
Exterior Body Group	G-16 - G-23
Galley Group	G-24 - H-08
Heating & Air Conditioning Group	H-09 - H-11
Interior Finish Group	H-12 - H-13
Labels Group	H-14
LP Group	H-15
Lounge Group	H-16 - H-19
Sealants & Fasteners Group	H-20 - H-21
Water & Sewage Group	H-22 - H-24
Window, Vent & Exterior Door Group	H-25 - I-13



WINDOW, VENT & EXTERIOR DOOR GROUP (CONTINUED)

DRIVER & PASSENGER DOOR



Key	Part Number	U/M	Description
1	M01586-10-Y77	EA	Door Asm. - Driver - Gray - w/o Insert
1	M01585-10-Y77	EA	Door Asm. - Passenger - Gray - w/o Insert
2	M78489-01-000	EA	Window Asm. - Passenger Door - w/Support
	M78489-02-000	EA	Window Asm. - Driver Door - w/Support
	077209-01-000	EA	Inside Frame Asm. - Window - Passenger
	077209-02-000	EA	Inside Frame Asm. - Window - Driver
3	077036-03-000	EA	Glass - .19" x 28.9" x 22" - Passenger
3	077036-02-000	EA	Glass - .19" x 28.9" x 22" - Driver
4	078379-01-000	EA	Glass - .19" x 15" x 9.3" - w/Hole
5	078378-01-000	EA	Glass - .19" x 15" x 9.3"
	077224-03-000	EA	Window Mullion - Horizontal - Passenger
	077224-04-000	EA	Window Mullion - Horizontal - Driver
	077226-01-000	EA	Window Mullion - Vertical - Driver
	077226-02-000	EA	Window Mullion - Vertical - Passenger
	M02389-53-001	EA	Seal Holder - w/Fin Seal
	042077-01-000	FT	Channel - Weatherstrip - Glass
	024086-02-000	EA	Seal - Window Channel
	050216-02-000	EA	Spline - Vinyl Glass - .19 Black
6	061400-04-000	EA	Assist Strap - 12" - w/Woodgrain
7	081905-02-000	EA	Control Knob - Slide Bolt - Driver
7	081905-01-000	EA	Control Knob - Slide Bolt - Passenger
8	076783-01-000	EA	Louver/Bezel Asm. - Black - 2"
	075671-01-000	FT	Sponge Seal - Lazy T Shape
	077167-01-000	EA	Door Prop Rod - Passenger
	077167-02-000	EA	Door Prop Rod - Driver
9	090351-01-000	EA	Switch - Door Lock
	061915-01-000	EA	Motor - Electric Door Lock
	081993-02-000	EA	Control Rod - Electric Lock Motor
10	077118-02-000	EA	Storage Tray - Door Panel - Gray
	077179-01-000	EA	Hose Adapter - 2" - Snap In
	077000-01-000	EA	Socket Asm. - w/8" Pigtail Leads
	063886-04-000	EA	Assist Handle - Gray Steel Tube
12	R77006-50-261	EA	Door Handle - Interior - Right
12	R77006-50-326	EA	Door Handle - Interior - Left
13	R77007-56-701	EA	Plate - Door Lock - Right
13	R77007-56-702	EA	Plate - Door Lock - Left
14	083678-02-000	EA	Rod - Slide Bolt - Driver
	083678-01-000	EA	Rod - Slide Bolt - Passenger
15	076813-01-000	FT	Seal - Entrance Door (Glue On)
	064580-02-000	EA	Check Strap - Front Door - 7"
	064219-01-000	EA	Retainer - Check Strap - Front Door
	075245-03-000	EA	Hinge - Cab Door - Beige

1990 ITASCA  
TABLE OF CONTENTS

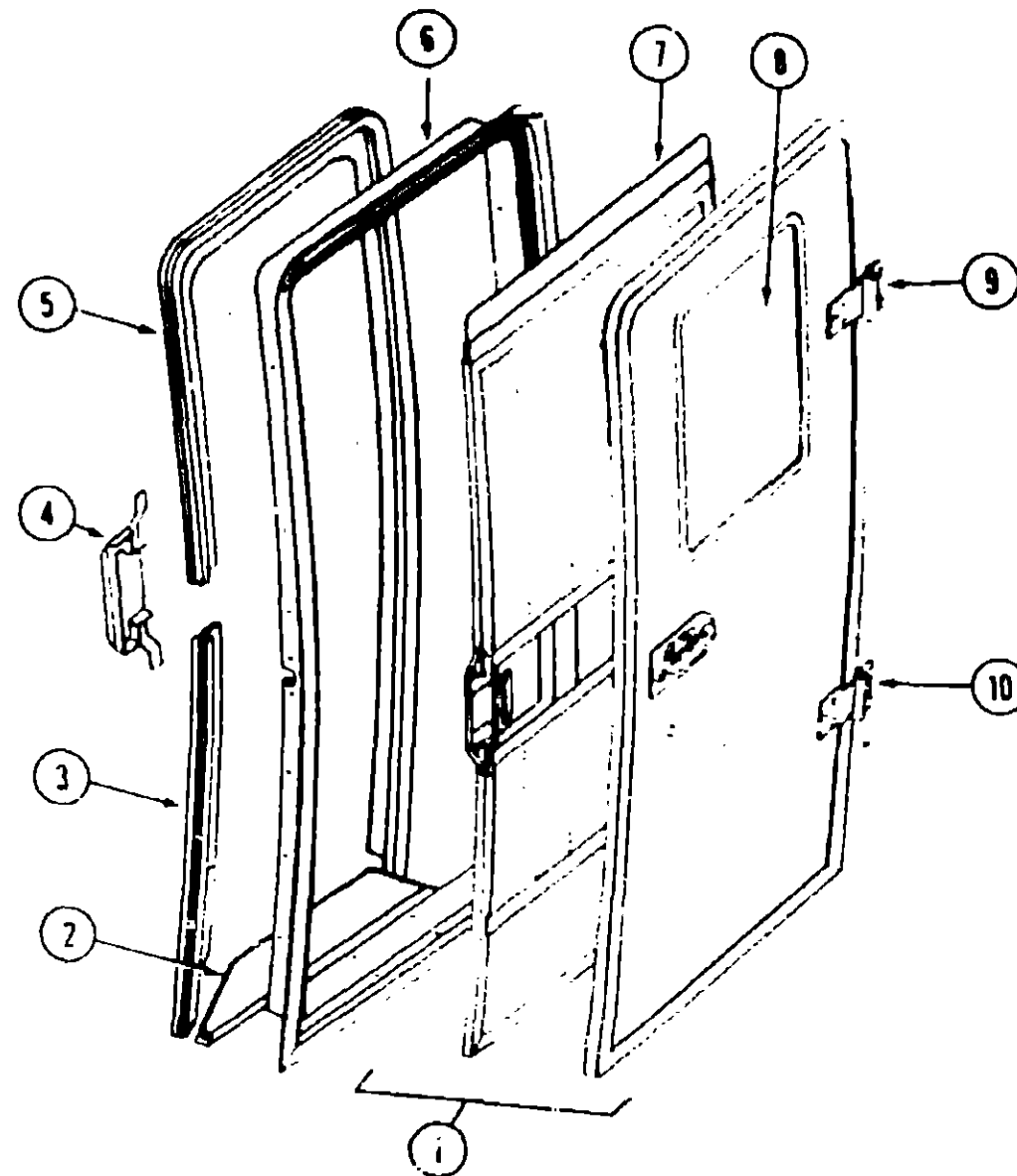
INTRODUCTION	A-01 - A-02
ABBREVIATIONS	A-03
ALPHABETICAL GROUP REFERENCE	A-04 - A-06
IC/FP32RQ	A-07 - E-08
IC/FP37RQ	E-09 - I-13

1990 IC/FP37RQ INDEX

Floor Plan	E-09 - E-10
Accessories Group	E-11 - E-13
Bath Group	E-14 - E-16
Bedroom Group	E-17 - E-21
Chassis Group	E-22 - F-11
Curtain, Cushion & Pad Group	F-12 - G-03
Dinette Group	G-04 - G-06
Driver's Compartment Group	G-07 - G-11
Electrical Group	G-12 - G-15
Exterior Body Group	G-16 - G-23
Galley Group	G-24 - H-08
Heating & Air Conditioning Group	H-09 - H-11
Interior Finish Group	H-12 - H-13
Labels Group	H-14
LP Group	H-15
Lounge Group	H-16 - H-19
Sealants & Fasteners Group	H-20 - H-21
Water & Sewage Group	H-22 - H-24
Window, Vent & Exterior Door Group	H-25 - I-13

# WINDOW, VENT & EXTERIOR DOOR GROUP (CONTINUED)

## ENTRANCE DOOR W/POWER LOCK



Key	Part Number	U/M	Description
1	M84385-0-4F1	EA	Door Asm. - Entrance - w/Power Lock
1	M84385-04-AF2	EA	Door Asm. - Entrance - w/Power Lock (AF3)
	091876-01-000	EA	Retainer Door
2	088805-01-000	EA	Trim - Entrance Door - Lower
3	M01670-03-W13	EA	Trim - Entrance Door
4	085739-01-000	EA	Cover - Strike - Beige
5	M01671-03-W13	EA	Trim - Entrance Door - Upper
6	078947-04-000	EA	Jamb Asm. - Entrance Door
7	084389-C1-W13	EA	Screen Door - Complete
	085276-01-000	EA	Slider Door - Screen Door - Beige
	002283-02-000	SF	Screen - 26" Charcoal
	002294-01-000	FT	Spline - Screen Door - Black
	084088-01-000	EA	Transition Frame - Screen Door
	009018-01-000	EA	Catch - Single Roller
	078912-03-000	EA	Lower Screen Door Insert
	078914-06-000	EA	Center Screen Door Insert
	078777-01-000	EA	Slider Channel
8	079733-04-T03	EA	Window Asm. - Picture (w/o inside frame)
	067609-27-000	EA	Inside Frame - Black (not included in assembly)
	002181-06-000	EA	Glass - .115" x 16.25" x 24"
	007561-01-000	FT	Spline - Glass - 1/8 Material - Black
9	084097-02-000	EA	Hinge Asm. - Upper - Gray
10	084096-02-000	EA	Hinge Asm. - Lower - Gray
	076810-01-000	EA	Gasket - Door Hinge
	102237-02-01A	EA	Latch Asm. - Inner - Black
	009126-02-000	EA	Latch Asm.
	102236-02-01A	EA	Outside Latch Hardware Set
	102265-01-000	EA	Rod Clip - 5/32
	102370-01-000	EA	Rod - Outside Lock
	102370-02-000	EA	Rod - Outside Release
	102370-03-000	EA	Rod - Inside Release
	102409-01-000	EA	Rod - Asm. - Electric Lock
	102451-01-000	EA	Latch Cross Brace Asm.
	009126-02-000	EA	Assist Handle - Black
	076908-01-000	EA	Door Trim - Bottom
	102539-01-01A	EA	Door Trim - Upper
	101145-01-01A	EA	Dead Bolt Asm. (used till 04-16-90)
	101146-01-000	EA	Dead Bolt Asm. (used from 04-16-90)
	101147-02-000	EA	Security Bolt - 3.5 Backset
	081915-01-000	EA	Motor - Electric - Door Lock
	081915-02-000	EA	Bracket Mounting - Door Lock Motor
	081993-02-000	EA	Control Rod - Lock Motor
	089450-02-000	EA	Hinge Cover - Gray

## 1990 ITASCA TABLE OF CONTENTS

INTRODUCTION	A-01 - A-02
ABBREVIATIONS	A-03
ALPHABETICAL/GROUP REFERENCE	A-04 - A-06
IC/FP32RQ	A-07 - E-08
IC/FP37RQ	E-09 - I-13

## 1990 IC/FP37RQ INDEX

Floor Plan	E-09 - E-10
Accessories Group	E-11 - E-13
Bath Group	E-14 - E-16
Bedroom Group	E-17 - E-21
Chassis Group	E-22 - F-11
Curtain, Cushion & Pad Group	F-12 - G-03
Dinette Group	G-04 - G-06
Driver's Compartment Group	G-07 - G-11
Electrical Group	G-12 - G-15
Exterior Body Group	G-16 - G-23
Galley Group	G-24 - H-08
Heating & Air Conditioning Group	H-09 - H-11
Interior Finish Group	H-12 - H-13
Labels Group	H-14
LP Group	H-15
Lounge Group	H-16 - H-19
Sealants & Fasteners Group	H-20 - H-21
Water & Sewage Group	H-22 - H-24
Window, Vent & Exterior Door Group	H-25 - I-13

WINDOW, VENT & EXTERIOR DOOR GROUP (CONTINUED)

POWER ROOF VENT (BATH)

Key	Part Number	U/M	Description
	064469-09-000	EA	Power Roof Vent w/Power Lift
	064469-10-000	EA	Screen Asm. w/Plastic Garnish
	064469-03-702	EA	Vent Lid - White
	064469-03-706	EA	Lift Mechanism
	064469-03-707	EA	Lift Mechanism Motor
	064469-03-708	EA	Drive Gear
	064469-03-709	EA	Motor Pinion Gear

NON-POWERED ROOF VENT

Key	Part Number	U/M	Description
	090392-01-Y12	EA	Roof Vent Asm. - Non-Powered - w/o Screen
	051384-01-000	EA	Cover - Roof Vent
	052639-01-001	EA	Hinge
	009440-01-000	EA	Lift Mechanism
	009439-01-000	EA	Crank
	009439-02-000	EA	Knob
	009439-03-000	EA	Extension
	009439-04-000	EA	Screw - 8 - 32 x 1 1/4" F.OH
	002825-01-000	EA	Weatherstrip
	078786-01-Y12	EA	Screen Asm.
	002291-02-000	SF	Screen - 16" - Charcoal
	002298-02-000	FT	Spline

POWERED ROOF VENT (BATH) (CSA)

Key	Part Number	U/M	Description
**	064469-08-000	EA	Powered Roof Vent
**	The illustrated parts breakdown for this item is provided on the Common Items Fiche.		

1990 ITASCA  
TABLE OF CONTENTS

INTRODUCTION	A-01 - A-02
ABBREVIATIONS	A-03
ALPHABETICAL/GROUP REFERENCE	A-04 - A-06
IC/FP32RQ	A-07 - E-08
IC/FP37RQ	E-09 - I-13

1990 IC/FP37RQ INDEX

Floor Plan	E-09 - E-10
Accessories Group	E-11 - E-13
Bath Group	E-14 - E-16
Bedroom Group	E-17 - E-21
Chassis Group	E-22 - F-11
Curtain, Cushion & Pad Group	F-12 - G-03
Dinette Group	G-04 - G-06
Driver's Compartment Group	G-07 - G-11
Electrical Group	G-12 - G-15
Exterior Body Group	G-16 - G-23
Galley Group	G-24 - H-08
Heating & Air Conditioning Group	H-09 - H-11
Interior Finish Group	H-12 - H-13
Labels Group	H-14
LP Group	H-15
Lounge Group	H-16 - H-19
Sealants & Fasteners Group	H-20 - H-21
Water & Sewage Group	H-22 - H-24
Window, Vent & Exterior Door Group	H-25 - I-13