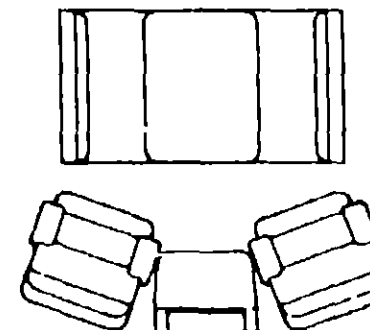

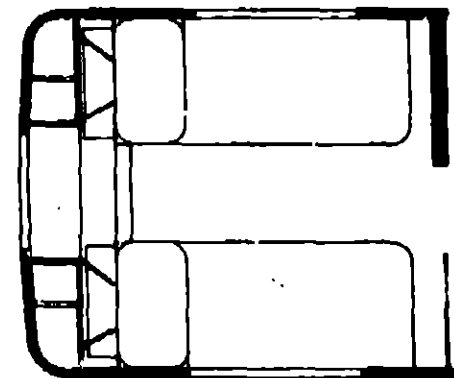



1990 IC/FP32RQ



1990 ITASCA TABLE OF CONTENTS

INTRODUCTION	A-01 - A-02
ABBREVIATIONS	A-03
ALPHABETICAL/GROUP REFERENCE	A-04 - A-06
IC/FP32RQ	A-07 - E-08
IC/FP37RQ	E-09 - I-13

1990 IC/FP32RQ INDEX

Floor Plan	A-07 - A-08
Accessories Group	A-09 - A-12
Bath Group	A-13 - A-15
Bedroom Group	A-16 - A-20
Chassis Group	A-21 - B-10
Curtain, Cushion & Pad Group	B-11 - C-01
Dinette Group	C-02 - C-04
Driver's Compartment Group	C-05 - C-09
Electrical Group	C-10 - C-13
Exterior Body Group	C-14 - C-21
Galley Group	C-22 - D-01
Heating & Air Conditioning Group	D-02 - D-04
Interior Finish Group	D-05 - D-06
Labels Group	D-07
LP Group	D-08
Lounge Group	D-09 - D-12
Sealants & Fasteners Group	D-13 - D-14
Water & Sewage Group	D-15 - D-17
Window, Vent & Exterior Door Group	D-18 - E-08

ACCESSORIES GROUP

POWER SEARCHLIGHT

Key	Part Number	U/M	Description
	051057-02-000	EA	Searchlight - Power Driven - w/o Switch
	051057-04-000	EA	Switch Asm. - Searchlight
	051057-04-700	EA	Mounting Plate
	051057-04-701	EA	Switch - Non Rocker
	051057-04-702	EA	Switch - Rocker SPTD
	051057-04-703	EA	Lenses for LED Light w/Clip
	051057-01-704	EA	Micro Switch
	051057-01-705	EA	Bulb - Searchlight
	051057-01-706	EA	Base - Motor & Gear Asm.
	008326-01-000	EA	Terminal Ring - 16/14 - 3/8 Stud
	035418-04-000	EA	Terminal - Ring - #10 Stud Fit
	044486-03-000	EA	Circuit Breaker - w/Mounting Bracket
	093654-02-000	EA	Circuit Breaker - 15 Amp.

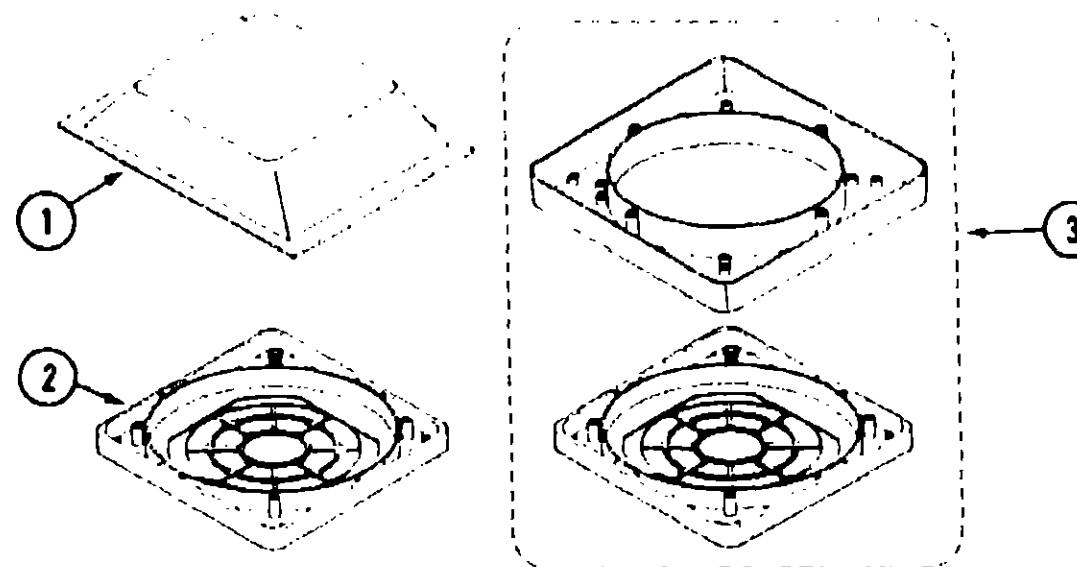
AIR HORNS

Key	Part Number	U/M	Description
	077497-02-000	EA	Hose Kit - Aux. Air
	077497-03-000	EA	Parts Kit - Hose - Aux. Air
	077497-05-000	EA	Compressor/Tank/Solenoid Kit
	077497-01-000	EA	Air Horn Kit - Twin - Chromed - From: 00-00-00 Thru: 08-30-89
	077497-06-000	EA	Air Horn Kit - Twin - Chromed - From: 09-01-89 Thru: 99-99-99
	077497-01-700	EA	Solenoid - Air Tank
	077497-01-701	EA	Compressor Switch
	077497-01-702	EA	Toggle Switch w/Wire
	077497-01-703	EA	Air Tank
	077497-01-704	EA	Compressor w/Switch
	077497-01-706	EA	Valve & Head Repair I/Compressor
	077497-01-707	EA	Belt & Screw Cover I/Compressor
	077497-01-708	EA	Filter & Mounting Hardware I/Compressor
	077497-01-709	EA	Plunger & Spring I/Solenoid
	081407-01-000	EA	Mounting Plate - Air Horns
	081404-01-000	EA	Mounting Bracket - Compressor
	078239-01-000	EA	Label Plate - Air Horns
	031048-04-000	EA	Cover Plate - Switch
	007940-01-000	EA	Slide Receptacle - 16 to 12 AWG
	041953-07-000	FT	Conduit - Slit Convolute - .25"
	047443-01-000	EA	Terminal - .25" Receptacle
	063910-01-000	EA	Relay Housing
	063912-02-000	EA	Canister Relay - SPDT - w/Resistor
	071390-04-000	EA	Air Tubing - 1/4" OD - Black
	088473-09-000	EA	Pin Housing
	088475-01-000	EA	Connector Pin
	093654-02-000	EA	Circuit Breaker - 15 Amp.
	Parts used to make up complete air horn kit.		

FRONT RADIO

Key	Part Number	U/M	Description
	097459-01-000	EA	Radio - AM/FM - Cassette - Audiovox IM-DXA
	037621-01-000	EA	Mounting Kit - Audiovox Radio
	096998-01-000	EA	Mounting Bracket - Audiovox Radio
	077448-01-000	EA	Mounting Bracket - Front
	077063-01-000	EA	Antenna - Side Mount
	031105-01-700	EA	Upper Antenna Holder
	073741-03-000	EA	Speaker - Dash - 4" x 6" Oval - Audiovox 110-2074
	073741-04-000	EA	Speaker Grille - Dash - 4" x 6" Oval - Audiovox 136-1157
	074979-01-000	EA	Speaker Cover - Light Oak

ACCESSORIES GROUP (CONTINUED)



REAR STEREO SYSTEM & RELATED COMPONENTS (US ONLY)

Key	Part Number	U/M	Description
	097153-01-000	EA	Radio - AM/FM Stereo Cassette - Advantz AE9000MD From: 00-00-00 Thru: 12-09-90
	103698-01-000	EA	Radio - AM/FM Stereo Cassette - Advantz AE8000AR From: 12-10-90 Thru: 99-99-99
	094097-01-000	EA	Speaker - 5.25" Dia. - w/o Grille
	090944-01-000	EA	Antenna - Radio - 16" Rubber
	090862-01-000	EA	Bracket - Antenna
	077069-02-000	EA	Cable - Antenna - Extension - 96"
	058028-01-000	EA	Connector - Pigtail
	010495-01-000	EA	Cable Clamp - 9/16"
1	074979-01-000	EA	Speaker Cover - Light Oak
2	089340-01-000	EA	Speaker Grille - 6.5" Square - Magnadyne
3	089340-02-000	EA	Speaker Grille & Adapter - 6.5" Square

VACUUM CLEANER & RELATED COMPONENTS

Key	Part Number	U/M	Description
	092304-01-000	EA	Vacuum Cleaner - Built-In
	092304-01-700	EA	Bags - Replacement (Pkg. of 5)
	092304-02-000	EA	Vacuum Cleaner Tool Set
	092304-02-700	EA	Hand Power Brush
	092304-02-701	EA	Dusting Tool
	092304-02-702	EA	Rug Tool
	092304-02-703	EA	Crevice Tool
	092304-02-704	EA	Motor/Relay
	096241-03-000	EA	Switch - Blank
	092304-03-000	EA	Vacuum Cleaner - Door Asm.

MISCELLANEOUS ACCESSORIES

Key	Part Number	U/M	Description
	054185-35-000	EA	Operator's Manual
	092318-01-000	EA	3 Ring Binder - Motor Home Manual
	092319-01-000	EA	Pocket Page - 3 Ring Binder
	096084-07-000	EA	Cassette - Windcruiser
	096048-01-000	EA	Inverter - 100 Watt
	094499-01-000	EA	Fire Extinguisher - 1A10BC (USA)
	094499-02-000	EA	Fire Extinguisher - 1A10BD (CSA)
	094499-01-700	EA	Holder - Fire Extinguisher
	072852-01-000	EA	Smoke Detector - w/9 Volt Battery (USA)
	072852-02-000	EA	Smoke Detector - w/9 Volt Battery (CSA)

1990 ITASCA TABLE OF CONTENTS

INTRODUCTION	A-01 - A-02
ABBREVIATIONS	A-03
ALPHABETICAL/GROUP REFERENCE	A-04 - A-06
IC/FP32RQ	A-07 - E-08
IC/FP37RQ	E-09 - I-13

1990 IC/FP32RQ INDEX

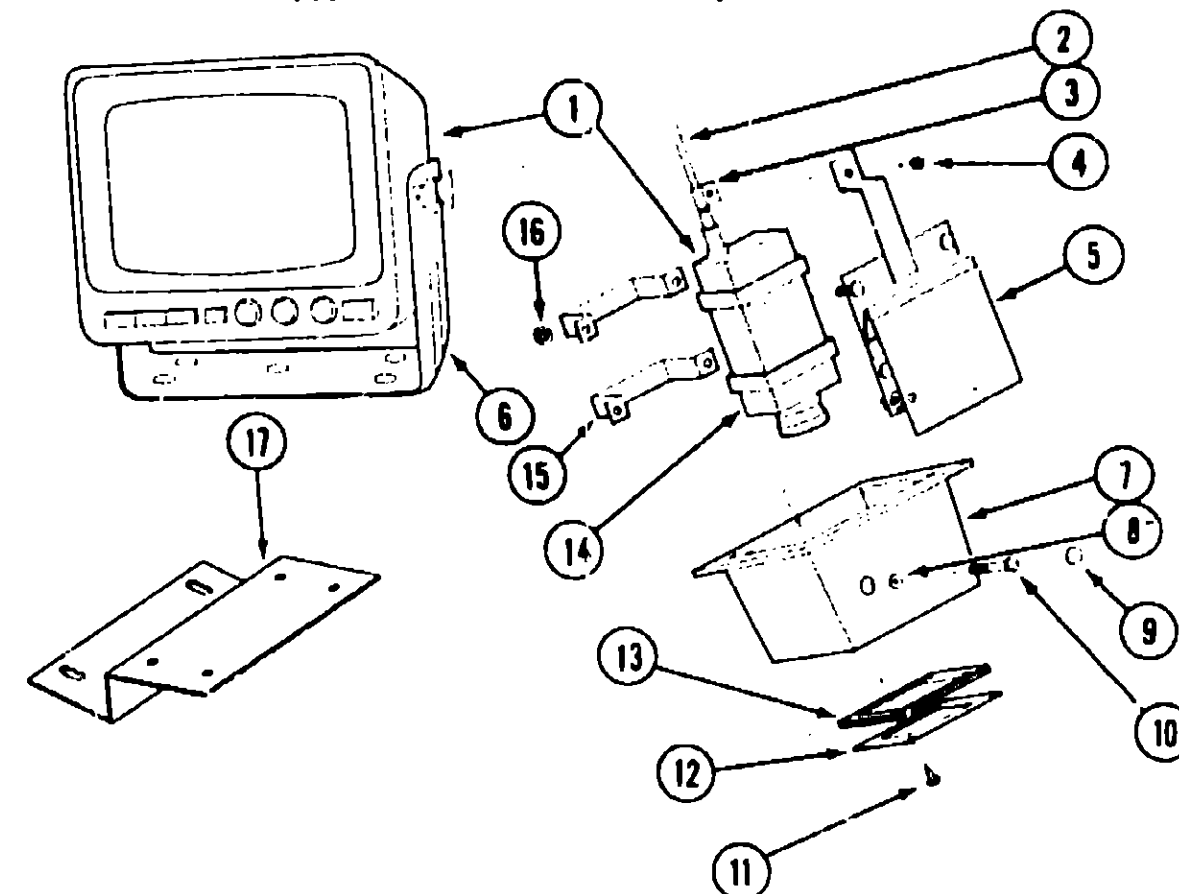
Floor Plan	A-07 - A-08
Accessories Group	A-09 - A-12
Bath Group	A-13 - A-15
Bedroom Group	A-16 - A-20
Chassis Group	A-21 - B-10
Curtain, Cushion & Pad Group	B-11 - C-01
Dinette Group	C-02 - C-04
Driver's Compartment Group	C-05 - C-09
Electrical Group	C-10 - C-13
Exterior Body Group	C-14 - C-21
Galley Group	C-22 - D-01
Heating & Air Conditioning Group	D-02 - D-04
Interior Finish Group	D-05 - D-06
Labels Group	D-07
LP Group	D-08
Lounge Group	D-09 - D-12
Sealants & Fasteners Group	D-13 - D-14
Water & Sewage Group	D-15 - D-17
Window, Vent & Exterior Door Group	D-18 - E-08

ACCESSORIES GROUP (CONTINUED)

FRONT TV SYSTEM

Key	Part Number	U/M	Description
	098447-01-000	EA	Color TV - 13" - w/Remote - Magnavox RX4029WA (US)
	098447-02-000	EA	Color TV - 13" - w/Remote - Magnavox XK4029CH (USA)
	098447-01-700	EA	TV Remote (For Magnavox RX4029WA, XK4029CH)
	098447-03-000	EA	Color TV - 13" - w/Remote - Magnavox RR1337W (US)
	098447-04-000	EA	Color TV - 13" - w/Remote - Magnavox RR1330W (CSA)
	098447-03-700	EA	TV Remote (For Magnavox RR1337W, RR1330W)
	098446-01-000	EA	VCR - VHS - Cable Ready - w/Remote - Magnavox VR9815AT
	098446-02-000	EA	VCR - VHS - Cable Ready - w/Remote - Magnavox VR9912
	098446-03-000	EA	VCR - VHS - Cable Ready - w/Remote - Magnavox VR9010
	098446-01-700	EA	VCR Remote (For Magnavox VR9815AT)
	098446-02-700	EA	VCR Remote (For Magnavox VR9912)
	098446-03-700	EA	VCR Remote (For Magnavox VR9010)
	088757-02-000	EA	Control Center (Xantech 101020)
	088757-03-000	EA	Control Center (Magnadyne VCS6)
	088756-01-000	EA	Splitter - 2 Way
	099717-01-000	EA	Tiedown - TV - 22.8"
	099717-02-000	EA	Tiedown - TV - 29.7"
	098819-01-000	EA	Remote Speaker - 4" - 2 Watt - 8 Ohm
	093214-01-02A	EA	Grille - Speaker - 4" - Brown
	090030-01-000	EA	Wire Asm. - Speaker
	076319-01-000	EA	TV Antenna - 44" Mast
	076319-01-700	EA	RVSA-U/V Sensor Antenna
	076319-01-701	EA	Elevating Gear
	076319-01-702	EA	Shaft Elevating Asm.
	076319-01-703	EA	Nylon Bearing - 5" OD
	076319-01-704	EA	Nylon Bearing - 1.25" OD
	076319-01-705	EA	Nylon Bearing - .718" ID
	076319-01-706	EA	Elevating Crank w/Set Screw
	076319-01-707	EA	Handle Spring
	076319-01-708	EA	Crank Decal
	076319-01-709	EA	Plate - Directional - For Head
	076319-03-000	FT	Coaxial Cable - 75 Ohm
	076319-04-000	EA	Connector & Ferrule
	076319-06-000	EA	Adaptor - Cable Roof Plate
	076319-08-000	EA	Wallplate - Receptacle - Ivory
	076319-11-000	EA	Adaptor - Coax w/Splitter
	076319-12-000	EA	Connector - Coaxial
	058708-02-000	EA	Duplex - Receptacle - Ivory
	086777-03-000	EA	Wallplate - Antenna/Power - Ivory
	086777-01-000	EA	Wallplate - Antenna/Cable - Ivory
	086778-03-000	EA	Outside Receptacle - Cable TV
	090964-01-000	EA	Cover - Outside Receptacle
	087236-01-000	EA	Label - Cable Input
	087236-02-000	EA	Label - Cable Output
	088473-01-000	EA	Pin Housing
	088475-01-000	EA	Connector Pin
	088474-10-000	EA	Socket Housing
	088476-01-000	EA	Connector Socket
	099637-01-000	EA	Grommet

ACCESSORIES (GROUP (CONTINUED)



REARVIEW TELEVISION MONITOR

Key	Part Number	U/M	Description
1		EA	Television System - Rearview (Monitor & Camera)
2	093041-01-000	EA	Cable - Monitor/Camera
3	031170-01-000	EA	Clamp - Cable - 3/16" Dia.
4	000G32-10-06B	EA	Screw - #10 - 32 x 3/8"
5	094003-01-000	EA	Bracket Asm. - Camera - From: 00-00-00 Thru: 01-01-90
5	099319-01-000	EA	Bracket Asm. - Camera Adjust From: 01-02-90 Thru: 99-99-99
6		EA	Monitor - 6" - w/Bracket & Wire Harness
7	083952-01-03A	EA	Shroud - TV - Gray From: 00-00-00 Thru: 01-01-90
7	093952-02-03A	EA	Shroud - TV - Gray - From: 01-02-90 Thru: 99-99-99
8	099303-02-01A	EA	Caplug - RHW - Metal Washer
9	099303-01-01A	EA	Caplug - RH - Black
10	000G72-10-24B	EA	Screw - #10 - 32 x 1.50" - Slotted Hex
11	000G11-08-08T	EA	Screw - #8 - 18 x 1/2" (4 Used)
12	100319-01-000	EA	Retainer - Lens - Camera
13	099288-01-000	EA	Lens - Rear - Monitor Shroud
14		EA	Camera & Housing
15	094001-01-000	EA	Clamp - Camera (2 Used)
16	000D24-10-00B	EA	Nut - Hex (4 Used)
17	095077-01-000	EA	Bracket - Monitor - Dash
	099705-01-000	EA	Spring - Compression
	099318-01-000	EA	Plate - Backup - Lens - From: 01-02-90 Thru: 99-99-99
	088756-01-000	EA	Grommet - Web - 1 1/8" ID
	092881-01-000	EA	Wire Asm. - Rear Monitor - Power
	093040-03-000	EA	Wire Asm. - Rear Monitor
	062037-01-000	EA	Housing - Auto Fuse - Natural

• These parts are to be repaired by Vendor (Sony)

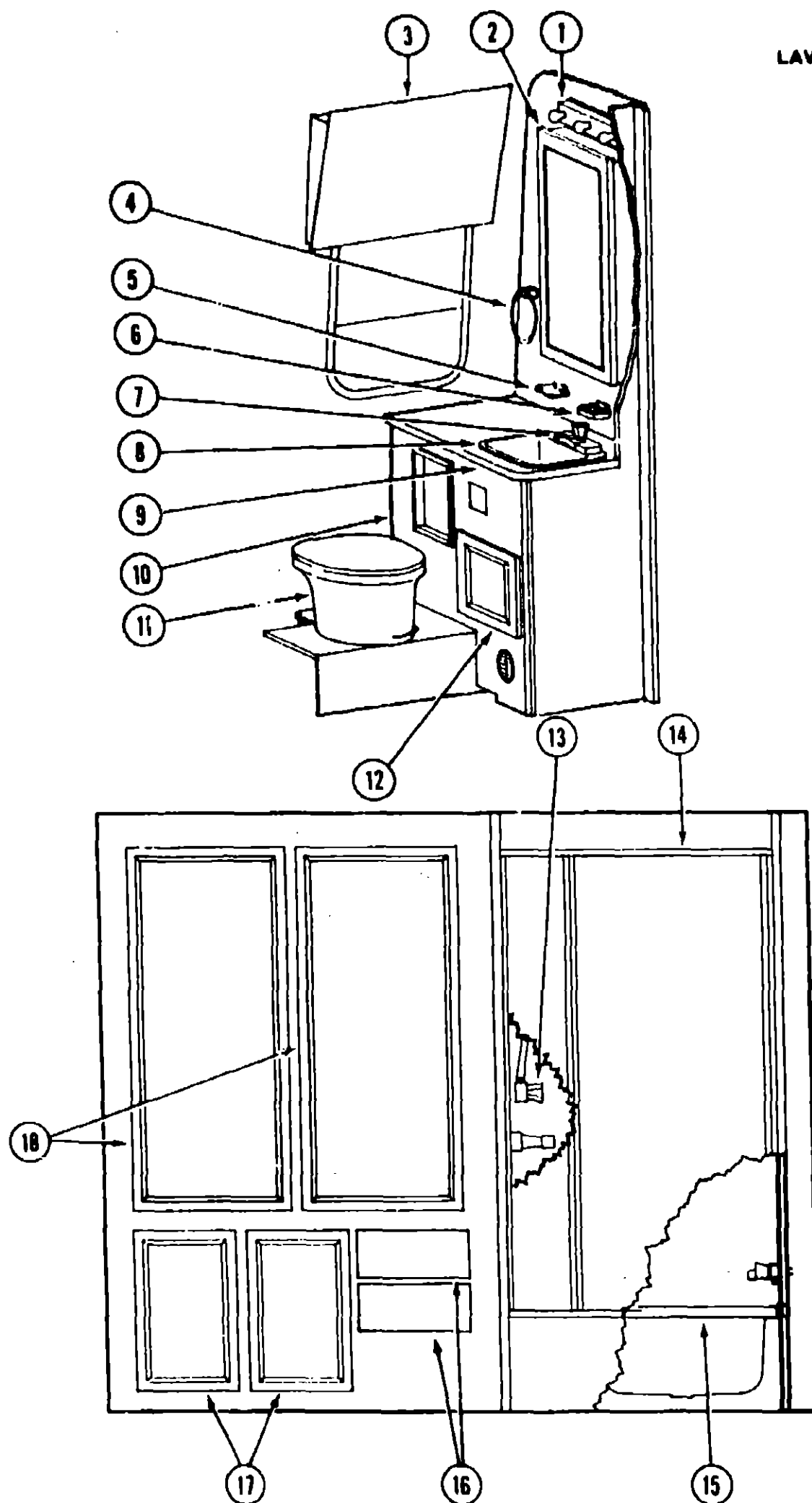
1990 ITASCA TABLE OF CONTENTS

INTRODUCTION	A-01 - A-02
ABBREVIATIONS	A-03
ALPHABETICAL/GROUP REFERENCE	A-04 - A-06
IC/FP32RQ	A-07 - E-08
IC/FP37RQ	E-09 - I-13

1990 IC/FP32RQ INDEX

Floor Plan	A-07 - A-08
Accessories Group	A-09 - A-12
Bath Group	A-13 - A-15
Bedroom Group	A-16 - A-20
Chassis Group	A-21 - B-10
Curtain, Cushion & Pad Group	B-11 - C-01
Dinette Group	C-02 - C-04
Driver's Compartment Group	C-05 - C-09
Electrical Group	C-10 - C-13
Exterior Body Group	C-14 - C-21
Galley Group	C-22 - D-01
Heating & Air Conditioning Group	D-02 - D-04
Interior Finish Group	D-05 - D-06
Labels Group	D-07
LP Group	D-08
Lounge Group	D-09 - D-12
Sealants & Fasteners Group	D-13 - D-14
Water & Sewage Group	D-15 - D-17
Window, Vent & Exterior Door Group	D-18 - E-08

BATH GROUP **LAVATORY & WARDROBE CABINETS**



A-13

Key	Part Number	U/M	Description
1	082189-01-000	EA	Makeup Light
	081883-01-700	EA	Bulb
2	093448-05-Y15	EA	Mirror Asm.
3	076073-01-000	EA	Medicine Cabinet Asm.
4	033580-01-000	EA	Towel Ring - Chrome
5	096640-01-000	EA	Soap Dish (US)
5	090027-01-000	EA	Soap Dish (CSA)
6	096642-01-000	EA	Tooth Brush Holder
7	093998-01-000	EA	Faucet - Lavatory
	091253-01-000	EA	Gasket - Lavatory Faucet
8	096927-01-01A	EA	Sink - Lavatory
9	097684-13-AC1	EA	Countertop Asm.
10	M97684-01-AF1	EA	Cabinet Asm. - Lavatory
10	M97684-01-AF2	EA	Cabinet Asm. - Lavatory
10	M97684-01-AF3	EA	Cabinet Asm. - Lavatory
11	085330-04-000	EA	Toilet - Shorty - China - w/Spray
	085330-04-700	EA	Vacuum Breaker for Hand Spray
	085330-04-701	EA	Hand Spray w/Hose
	085330-04-702	EA	Flush Lever
	085330-04-703	EA	Pedal Cover Kit
	085330-04-704	EA	Base Asm. - Bone
	085330-04-705	EA	Pedestal Cover Kit
	085330-04-706	EA	Vacuum Breaker w/Hand Spray
	085330-04-707	EA	Seat Asm.
	085278-01-000	EA	Toilet Tissue Holder (US)
	085278-02-000	EA	Toilet Tissue Holder (CSA)
12	M98339-10-AF1	EA	Door Asm. From: 00-00-00 Thru: 10-11-89
12	M88304-28-AF1	EA	Door Asm. From: 10-12-88 Thru: 99-99-99
	096643-01-000	EA	Towel Bar - 18" - Brass/Chrome
13	031558-03-000	EA	Faucet - Shower
	011048-02-000	EA	Shower Head w/60" Hose (US)
	011048-05-000	EA	Shower Head w/60" Hose (CSA)
14	092574-03-01A	EA	Shower Door
	092574-01-700	EA	Knob - Safety Latch
	092574-01-701	EA	Towel Bar End Brackets (Shower)
	092574-01-702	EA	Towel Bar - 30" (Shower)
	092574-01-703	EA	Door Pull - Gold
	092574-01-704	EA	Screw - Gold - #6 - 3/8"
	092574-01-705	EA	Magnetic Strip
	092574-01-706	EA	Jamb Strike
15	M02630-10-Y12	EA	Shower Pan
16	M98339-49-AF1	EA	Door Asm. - Wardrobe From: 00-00-00 Thru: 09-03-89
16	098760-05-AF1	EA	Drawer Asm. - Wardrobe From: 09-04-89 Thru: 99-99-99
	101910-01-000	EA	Slide Asm. - Cabinet - 18"
	101910-02-000	EA	Slide Asm. - Drawer - 18"
17	M98339-18-AF1	EA	Door Asm. - Wardrobe (2 Used) From: 00-00-00 Thru: 10-11-89
17	M88304-52-AF1	EA	Door Asm. - Wardrobe - Front (1 Used)
17	M88304-65-AF1	EA	Door Asm. - Wardrobe - Rear (1 Used) From: 10-12-89 Thru: 99-99-99
18	M88304-60-AF1	EA	Door Asm. - Wardrobe
	009112-01-000	EA	Rod Flange - 1"
	009089-01-000	EA	Mirror Clip
	094485-01-01A	EA	Door Knob - Polished Brass
	093832-01-01A	EA	Door Knob - Polished Brass (Bi-fold Door)
	061604-01-000	EA	Slide Bolt - Antique Brass - (Bi-fold Door)
	093168-04-01A	EA	Bath Door Trim - Tan

A-14

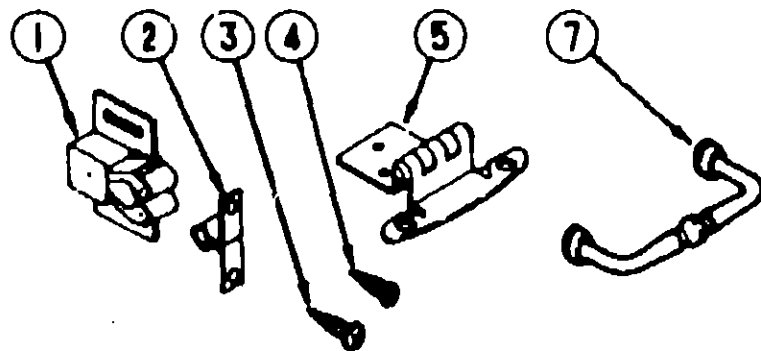
1990 ITASCA **TABLE OF CONTENTS**

INTRODUCTION	A-01 - A-02
ABBREVIATIONS	A-03
ALPHABETICAL/GROUP REFERENCE	A-04 - A-06
IC/FP32RQ	A-07 - E-08
IC/FP37RQ	E-09 - I-13

1990 IC/FP32RQ INDEX

Floor Plan	A-07 - A-08
Accessories Group	A-09 - A-12
Bath Group	A-13 - A-15
Bedroom Group	A-16 - A-20
Chassis Group	A-21 - B-10
Curtain, Cushion & Pad Group	B-11 - C-01
Dinette Group	C-02 - C-04
Driver's Compartment Group	C-05 - C-09
Electrical Group	C-10 - C-13
Exterior Body Group	C-14 - C-21
Galley Group	C-22 - D-01
Heating & Air Conditioning Group	D-02 - D-04
Interior Finish Group	D-05 - D-06
Labels Group	D-07
LP Group	D-08
Lounge Group	D-09 - D-12
Sealants & Fasteners Group	D-13 - D-14
Water & Sewage Group	D-15 - D-17
Window, Vent & Exterior Door Group	D-18 - E-08

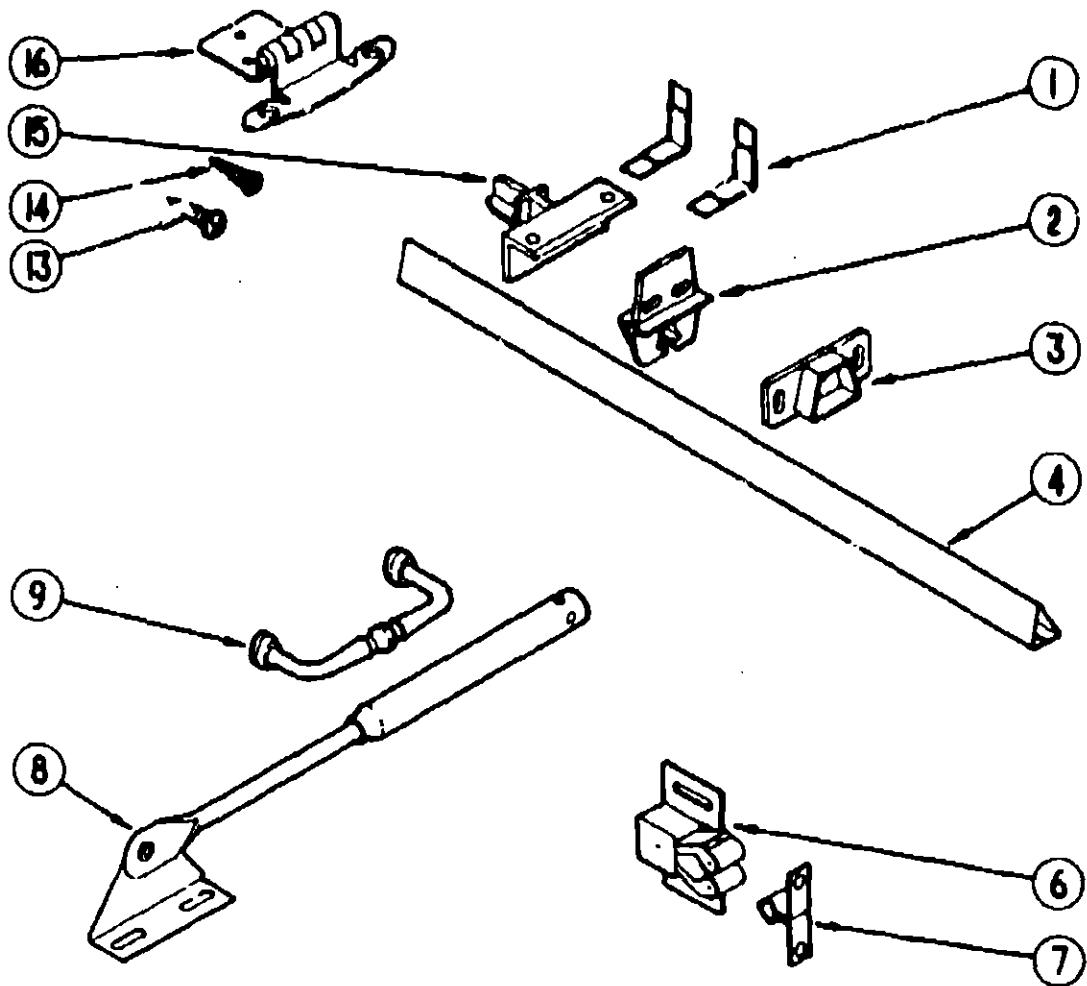
BATH GROUP (CONTINUED)



CABINET HARDWARE (DOORS & CABINETS)

Key	Part Number	U/M	Description
1	093586-03-000	EA	Roller Catch
2	093586-04-000	EA	Steel Strike
3	000G68-06-10E	EA	Screw - #6 - 18 x .625" POH - Chrome - Hinge to Cabinet
4	000G13-06-10E	EA	Screw - #6 - 20 x .625 PFH - Chrome - Hinge to Door
5	059777-03-000	EA	Hinge - Chrome (Doors)
7	091950-01-000	EA	Pull Handle
	009059-01-000	EA	Hinge - Brass - 4 Hole
	009059-02-000	EA	Hinge - Brass - 6 Holes

BEDROOM GROUP



CABINET HARDWARE (DOORS, DRAWERS & CABINETS)

Key	Part Number	U/M	Description
1	037688-02-000	EA	L-Corner Glide (Drawers)
2	037688-03-000	EA	Center Glide (Drawers)
3	037688-05-000	EA	Rail Mounting Bracket - Rear (Drawers)
4	037688-01-000	EA	V-Rail (Drawers)
6	093586-03-000	EA	Roller Catch
7	093586-04-000	EA	Steel Strike
8	074493-02-000	EA	Door Support
9	091950-01-000	EA	Pull Handle
13	000G68-06-10E	EA	Screw - #6 - 18 x .625" POH - Chrome - Hinge to Door
14	000G13-06-10E	EA	Screw - #6 - 20 x .625" PFH - Chrome - Hinge to Cabinet
15	037688-04-000	EA	Rail Mounting Bracket - Front (Drawers)
16	059777-03-000	EA	Hinge - Chrome
	084466-02-000	EA	Slide Asm. - Right (Drawers)
	084466-03-000	EA	Slide Asm. - Left (Drawers)
	084466-04-000	EA	Slide Asm. - Right (Cabinet)
	084466-05-000	EA	Slide Asm. - Left (Cabinet)
	081521-02-007	EA	Corner Molding - Aluminum (Plastic Trim Holder)
	083620-01-000	FT	T-Molding - 3/4" w/Edge Lips (Cabinets)
	016604-03-000	EA	Angle Support Bracket - 2.5"

**1990 ITASCA
TABLE OF CONTENTS**

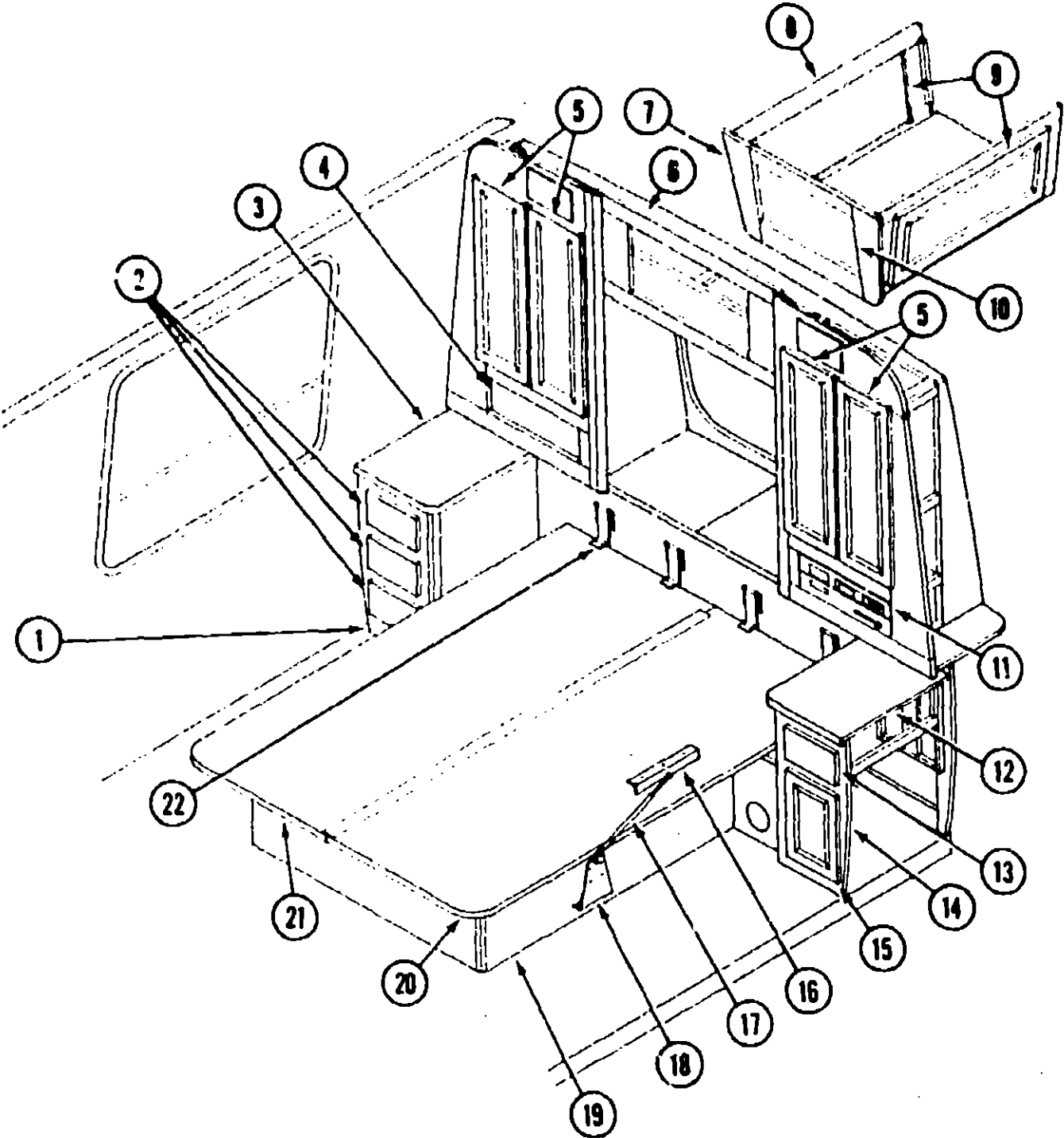
INTRODUCTION	A-01 - A-02
ABBREVIATIONS	A-03
ALPHABETICAL/GROUP REFERENCE	A-04 - A-06
IC/FP32RQ	A-07 - E-08
IC/FP37RQ	E-09 - I-13

1990 IC/FP32RQ INDEX

Floor Plan	A-07 - A-08
Accessories Group	A-09 - A-12
Bath Group	A-13 - A-15
Bedroom Group	A-16 - A-20
Chassis Group	A-21 - B-10
Curtain, Cushion & Pad Group	B-11 - C-01
Dinette Group	C-02 - C-04
Driver's Compartment Group	C-05 - C-09
Electrical Group	C-10 - C-13
Exterior Body Group	C-14 - C-21
Galley Group	C-22 - D-01
Heating & Air Conditioning Group	D-02 - D-04
Interior Finish Group	D-05 - D-06
Labels Group	D-07
LP Group	D-08
Lounge Group	D-09 - D-12
Servants & Fasteners Group	D-13 - D-14
Water & Sewage Group	D-15 - D-17
Window, Vent & Exterior Door Group	D-18 - E-08

BEDROOM GROUP (CONTINUED)

QUEEN BED CABINERY



Key	Part Number	U/M	Description
1	M97870-01-AF1	EA	Cabinet Asm. - Nightstand - w/o Drawers
2	M78921-26-AC1	EA	Drawer Asm. - w/o Hardware
3	097870-12-AC1	EA	Countertop Asm.
4	033806-04-000	EA	Mirror - Beveled
5	M97028-18-AF1	EA	Door Asm. - w/o Hardware
6	097866-01-AF1	EA	Cabinet Asm. - Shiro Closet - w/o Doors
7	091738-01-Y:21	EA	End Cap Asm. - Island Cabinet
8	M04008-08-AF1	EA	Cabinet Asm. - Island Cabinet
9	M97028-14-AF1	EA	Door Asm. - w/o Hardware
10	058331-18-000	EA	Mirror - Beveled
11	103898-01-000	EA	Radio - AM/FM Stereo Cassette - Advantz AE8000 AR
12	097865-12-AC1	EA	Countertop Asm.
14	M97865-01-AC1	EA	Cabinet Asm. - Nightstand - w/o Door or Drawer
16	089025-01-000	EA	Gas Spring Support - Bed
17	057480-04-000	EA	Gas Spring
	057480-03-000	EA	Safety Clip - Gas Spring
	057480-02-000	EA	10MM Ball Stud - Gas Spring
18	089024-01-000	EA	Gas Spring Support - Floor
19	M97868-01-AC1	EA	Cabinet Asm. - Queen Bed
20	M04012-03-AC1	EA	Cabinet Asm. - Queen Bed - Top - Driver Side
21	M04012-04-000	EA	Cabinet Asm. - Queen Bed - Top - Passenger Side From: 00-00-00 Thru: 06-03-90
21	M04012-04-AC1	EA	Cabinet Asm. - Queen Bed - Top - w/o Channel - Passenger Side From: 06-04-90 Thru: 99-99-99
	052859-01-W30	FT	Accent Trim
22	080199-02-Y12	EA	Hinge Asm.
	084357-01-W13	EA	Stand - TV - w/Mirror - 15.7" x 18.7"
	084356-03-000	EA	Insert - TV Stand - Metal - Tan
	084412-01-000	EA	Support - Hinged
	023320-01-000	EA	Pad - Felt - 3/8" Diameter - Brown
	058331-10-000	EA	Mirror - Glass - Safety - 14" x 17"
	084451-01-000	EA	Catch - TV Shelf - Brass
	084625-02-000	EA	Hinge - Aluminum - w/Holes - 17.2" - Tan
	076319-06-000	EA	Adaptor - Cable Roof Plate - Winegard RPJ-1
	076319-09-000	EA	Wallplate - TV Receptacle - Brown
	058708-01-000	EA	Receptacle - Electric - Double - Brown
	078606-01-W13	EA	Rack - Magazine - Wood

1990 ITASCA
TABLE OF CONTENTS

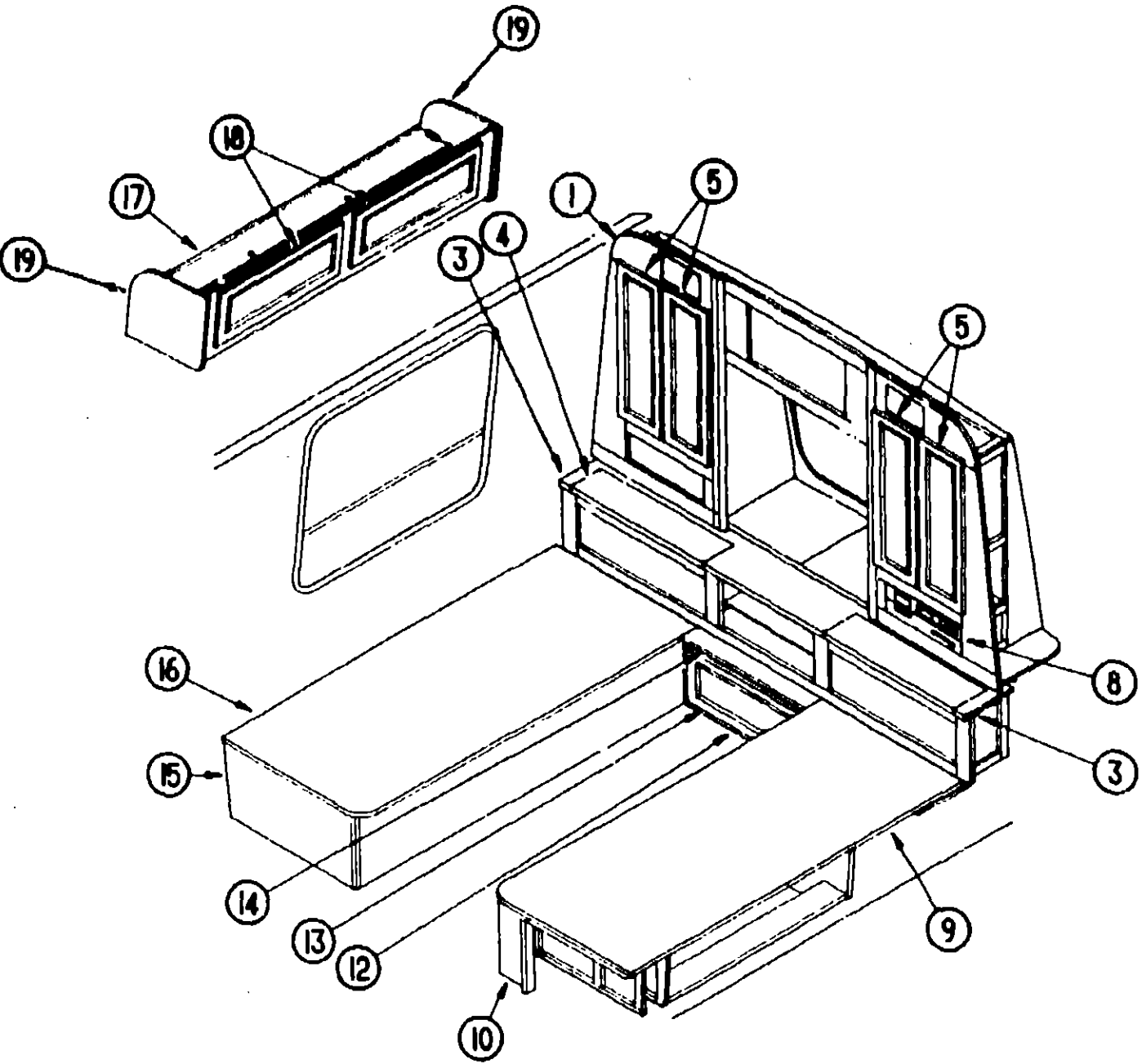
INTRODUCTION	A-01 - A-02
ABBREVIATIONS	A-03
ALPHABETICAL/GROUP REFERENCE	A-04 - A-06
IC/FP32RQ	A-07 - E-08
IC/FP37RQ	E-09 - I-13

1990 IC/FP32RQ INDEX

Floor Plan	A-07 - A-08
Accessories Group	A-09 - A-12
Bath Group	A-13 - A-15
Bedroom Group	A-16 - A-20
Chassis Group	A-21 - B-10
Curtain, Cushion & Pad Group	B-11 - C-01
Dinette Group	C-02 - C-04
Driver's Compartment Group	C-05 - C-09
Electrical Group	C-10 - C-13
Exterior Body Group	C-14 - C-21
Galley Group	C-22 - D-01
Heating & Air Conditioning Group	D-02 - D-04
Interior Finish Group	D-05 - D-06
Labels Group	D-07
LP Group	D-08
Lounge Group	D-09 - D-12
Sealants & Fasteners Group	D-13 - D-14
Water & Sewage Group	D-15 - D-17
Window, Vent & Exterior Door Group	D-18 - E-06

BEDROOM GROUP (CONTINUED)

TWIN BED CABINERY



Key	Part Number	U/M	Description
1	M97867-01-AF1	EA	Cabinet Asm. - Upper Nightstand
3	097867-12-AC1	EA	Countertop Asm. - Upper Nightstand
4	097867-13-AC1	EA	Door Asm. - Upper Nightstand
5	M98332-44-AF1	EA	Door Asm. - w/o Hardware From: 00-00-00 Thru: 10-11-89
5	M88304-K1-AF1	EA	Door Asm. - w/o Hardware From: 10-12-89 Thru: 99-99-99
	088742-03-000	EA	Mirror - Beveled
8	103698-01-000	EA	Radio - AM/FM Stereo Cassette - Advantz AE8000 AR
9	M04014-01-000	EA	Cabinet Asm. - Twin Bed Top - Driver Side From: 00-00-00 Thru: 06-03-90
9	M04014-01-AC1	EA	Cabinet Asm. - Twin Bed Top - Driver Side From: 06-04-90 Thru: 99-99-99
10	M97895-01-AC1	EA	Cabinet Asm. - Twin Bed - Driver Side
	093276-01-000	EA	Brace - Gas Spring
	057480-04-000	EA	Gas Spring
	088199-02-Y12	EA	Hinge Asm.
12	M97866-01-AC1	EA	Cabinet Asm. - Lower Nightstand
13	M82184-22-AF1	EA	Drawer Asm. - w/o Hardware From: 00-00-00 Thru: 10-11-89
13	M82184-16-AF1	EA	Drawer Asm. - w/o Hardware From: 10-12-89 Thru: 99-99-99
14	097866-11-AC1	EA	Countertop Asm. - Lower Nightstand
15	M97869-01-AC1	EA	Cabinet Asm. - Twin Bed - Passenger Side
16	M04013-01-000	EA	Cabinet Asm. - Twin Bed Top - Passenger Side - From: 00-00-00 Thru: 06-03-90
16	M04013-01-AC1	EA	Cabinet Asm. - Twin Bed - Top - Passenger Side
17	M04008-32-AF1	EA	Cabinet Asm. - Overhead - w/o Doors or Hardware - Driver or Passenger Side
18	M97028-14-AF1	EA	Door Asm. - w/o Hardware
19	085468-03-X19	EA	End Cap - Overhead - Left or Right

**1990 ITASCA
TABLE OF CONTENTS**

INTRODUCTION	A-01 - A-02
ABBREVIATIONS	A-03
ALPHABETICAL/GROUP REFERENCE	A-04 - A-06
IC/FP32RQ	A-07 - E-08
IC/FP37RQ	E-09 - I-13

1990 IC/FP32RQ INDEX

Floor Plan	A-07 - A-08
Accessories Group	A-09 - A-12
Bath Group	A-13 - A-15
Bedroom Group	A-16 - A-20
Chassis Group	A-21 - B-10
Curtain, Cushion & Pad Group	B-11 - C-01
Dinette Group	C-02 - C-04
Driver's Compartment Group	C-05 - C-09
Electrical Group	C-10 - C-13
Exterior Body Group	C-14 - C-21
Galley Group	C-22 - D-01
Heating & Air Conditioning Group	D-02 - D-04
Interior Finish Group	D-05 - D-06
Labels Group	D-07
LP Group	D-08
Lounge Group	D-09 - D-12
Sealants & Fasteners Group	D-13 - D-14
Water & Sewage Group	D-15 - D-17
Window, Vent & Exterior Door Group	D-18 - E-08

CHASSIS GROUP

4.0KW & 5.5KW GENERATORS & COMPONENTS

Key	Part Number	U/M	Description
	100974-02-000	EA	Generator - 4.0KW - Emerald Plus - Onan BGE-FA/26109G
	100975-02-000	EA	Generator - 5.5KW - Emerald Plus - Onan NHE-FA/26101G
	007067-01-000	EA	Insulation - Fiberglass
	023942-01-000	EA	Grommet - Rubber - 2" OD
	083151-01-000	EA	Muffler
	007125-03-000	EA	Clamp Asm. - Muffler - 1.02"
	007125-04-000	EA	Clamp Asm. - Muffler - 1.12"
	079654-05-000	EA	Exhaust Pipe - Elbow
	093591-02-000	EA	Exhaust Pipe - Generator
	008054-01-000	EA	Power Cord - 10/3 - 30 Amp. - 25' (USA)
	008052-01-000	EA	Power Cord - 10/3 - 30 Amp. - 25' (CSA)
	008289-01-000	EA	Box - Electrical - 4" x 4" (USA)
	008289-02-000	EA	Box - Electrical - 4" x 4" (CSA)
	008294-01-000	EA	Cover Plate - 4" x 4" (USA)
	008294-02-000	EA	Cover Plate - 4" x 4" (CSA)
	024924-02-000	EA	Receptacle - Power Cord
	061238-01-000	EA	Cover Plate - Receptacle Box - Power Cord - 4" x 4"
	008394-01-000	FT	Conduit - Flexible - 1/2"
	008355-01-000	EA	Connector - 3/4" - Cable Clamping
	008356-01-000	EA	Connector - Plastic - 3/8" Avg. Width
	010497-01-000	EA	Clamp - Cable - 1.5"
	008026-01-000	FT	Wire - 12/2 Romex w/Ground
	008311-01-000	EA	Connector - Wire Nut - Red
	008312-01-000	EA	Connector - Wire Nut - Blue
	008314-01-000	EA	Connector - Wire Nut - Gray
	008328-01-000	EA	Terminal Ring - 12/10 Wire
	024976-01-000	EA	Generator Switch - w/o Circuit Board
	093351-04-01A	EA	Plate - Switch - Generator - Rear Bedroom
	031035-01-000	EA	Hourmeter
	008348-01-000	EA	Terminal Ring - 2, 3/8" Stud
	007063-01-000	FT	Hose - Gasoline - 1/4" ID x 1/2" OD
	062401-06-000	EA	Clamp - Hose - Wormgear - .22" to .62" ID

3.5KW ONAN GENERATOR & COMPONENTS (EXPORT)

Key	Part Number	U/M	Description
	081634-02-000	EA	Generator - 3.5KW - Emerald - Onan 53CR/292JC From: 00-00-00 Thru: 03-11-90
	100974-02-000	EA	Generator - 4.0KW - Emerald Plus - Onan BGE-FN/29237G From 03-12-90 Thru: 99-99-99
	007067-01-000	SF	Insulation - Fiberglass
	023942-01-000	EA	Grommet - Rubber - 2" OD
	083151-01-000	EA	Muffler
	007125-01-000	EA	Clamp Asm. - Muffler - 1.62"
	007125-04-000	EA	Clamp Asm. - Muffler - 1.12"
	093591-02-000	EA	Exhaust Pipe - Generator
	008054-01-000	EA	Power Cord - 10/3 - 30 Amp. 25'
	008289-01-000	EA	Box Electrical - 4" x 4"
	008294-01-000	EA	Cover Plate - 4" x 4"
	024924-02-000	EA	Receptacle - Power Cord
	069238-01-000	EA	Cover Plate - Receptacle Box - Power Cord - 4" x 4"
	041953-01-000	FT	Conduit - Convolute - Slit - .5" ID
	008355-01-000	EA	Connector - 3/4" - Cable Clamping
	008356-01-000	EA	Connector - Plastic - 3/8"
	010495-01-000	EA	Clamp - Cable - 9/16"
	010497-01-000	EA	Clamp - Closed - 5/8" ID
	008026-01-000	FT	Wire - 12/2 Romex w/Ground
	008311-01-000	EA	Connector - Wire Nut - Red
	008312-01-000	EA	Connector - Wire Nut - Blue
	008314-01-000	EA	Connector - Wire Nut - Gray
	008328-01-000	EA	Terminal - Ring - 12/10 Wire
	092615-01-000	EA	Converter - 40 Amp. - w/Charger
	024976-01-000	EA	Generator Switch - w/o Circuit Board
	098351-04-01A	EA	Plate - Switch - Generator - Rear Bedroom
	062401-03-000	EA	Clamp - Hose - Wormgear - .22" to .62" ID
	062401-06-000	EA	Clamp - Hose - Wormgear - .22" to 1" ID
	008348-01-000	EA	Terminal - Ring - 2 - 3/8" Stud

5.0KW ONAN GENERATOR & COMPONENTS (EXPORT)

Key	Part Number	U/M	Description
	081634-03-000	EA	Generator - 5.0KW - Standard - Onan 53CR116010 From: 00-00-00 Thru: 03-11-90
	100975-04-000	EA	Generator - 5.0KW - Emerald Plus - Onan NHE-FN/29237G
	007067-01-000	SF	Insulation - Fiberglass
	023942-01-000	EA	Grommet - Rubber - 2" OD
	083151-01-000	EA	Muffler
	007125-03-000	EA	Clamp Asm. - Muffler - 1.5"
	007125-04-000	EA	Clamp Asm. - Muffler - 1.12"
	083152-01-000	EA	Exhaust Pipe - Generator - 90°
	007131-01-000	EA	Tailpipe Hanger
	008054-01-000	EA	Power Cord - 10/3 - 30 Amp. - 25'
	008289-01-000	EA	Box - Electrical - 4" x 4"
	008294-01-000	EA	Cover Plate - 4" x 4"
	024924-02-000	EA	Receptacle - Power Cord
	069238-01-000	EA	Cover Plate - Receptacle Box - Power Cord - 4" x 4"
	011953-01-000	FT	Conduit - Convolute - Slit - .5" ID
	008355-01-000	EA	Connector - 3/4" - Cable Clamping
	008356-01-000	EA	Connector - Plastic - 3/8"
	010495-01-000	EA	Clamp - Cable - 9/16"
	008026-01-000	FT	Wire - 12/2 Romex w/Ground
	008311-01-000	EA	Connector - Wire Nut - Red
	008312-01-000	EA	Connector - Wire Nut - Blue
	008314-01-000	EA	Connector - Wire Nut - Gray
	008328-01-000	EA	Terminal - Ring - 12/10 Wire
	092615-01-000	EA	Converter - 40 Amp. w/Charger
	024976-01-000	EA	Generator Switch - w/o Circuit Board
	098351-04-01A	EA	Plate - Switch - Generator - Rear Bedroom
	088238-01-000	EA	Cover - A/C Dual Switch

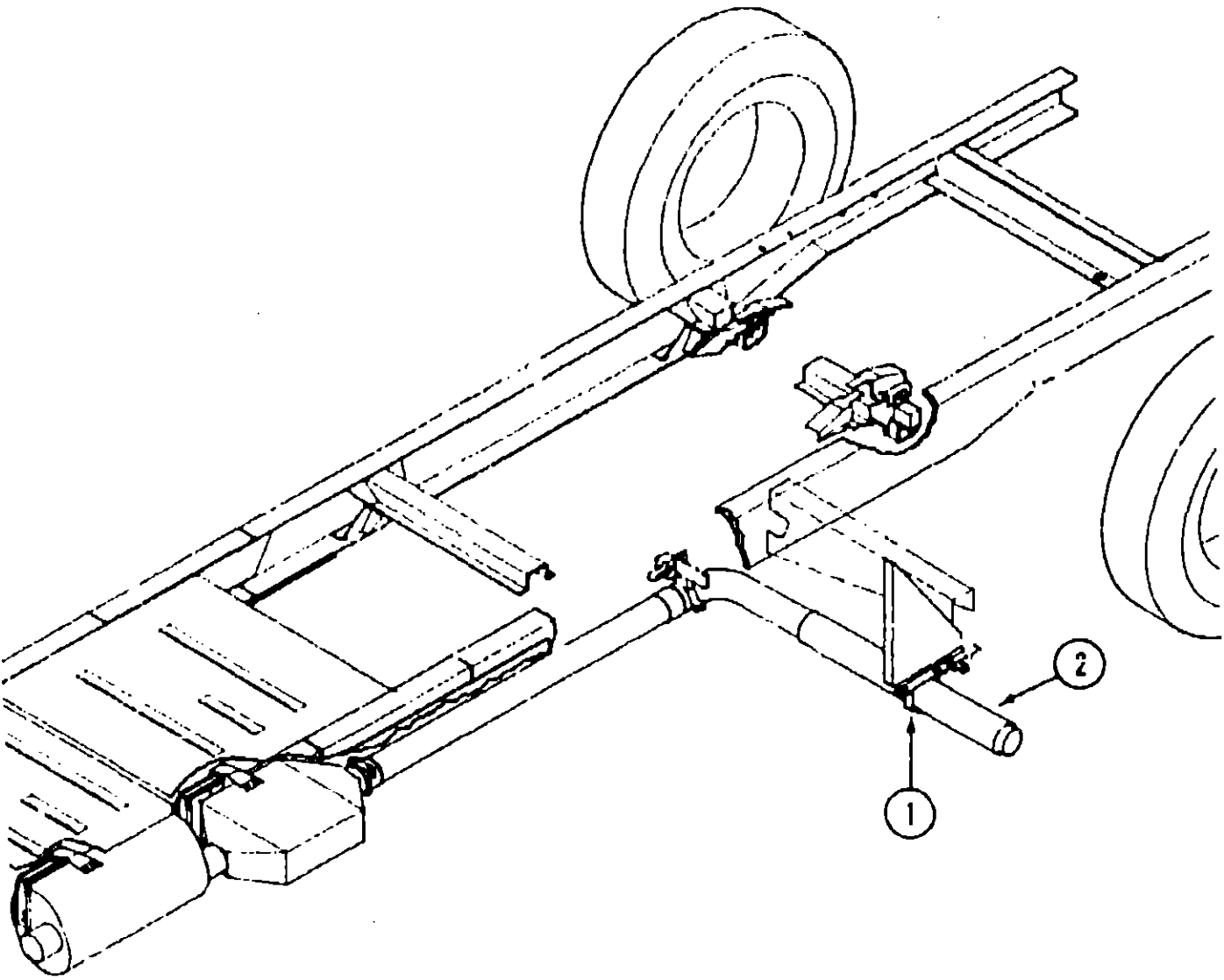
1990 ITASCA
TABLE OF CONTENTS

INTRODUCTION	A-01 - A-02
ABBREVIATIONS	A-03
ALPHABETICAL/GROUP REFERENCE	A-04 - A-06
IC/FP32RQ	A-07 - E-08
IC/FP37RQ	E-09 - I-13

1990 IC/FP32RQ INDEX

Floor Plan	A-07 - A-08
Accessories Group	A-09 - A-12
Bath Group	A-13 - A-15
Bedroom Group	A-16 - A-20
Chassis Group	A-21 - B-10
Curtain, Cushion & Pad Group	B-11 - C-01
Dinette Group	C-02 - C-04
Driver's Compartment Group	C-05 - C-09
Electrical Group	C-10 - C-13
Exterior Body Group	C-14 - C-21
Galley Group	C-22 - D-01
Heating & Air Conditioning Group	D-02 - D-04
Interior Finish Group	D-05 - D-06
Labels Group	D-07
LP Group	D-08
Lounge Group	D-09 - D-12
Sealants & Fasteners Group	D-13 - D-14
Water & Sewage Group	D-15 - D-17
Window, Vent & Exterior Door Group	D-18 - E-08

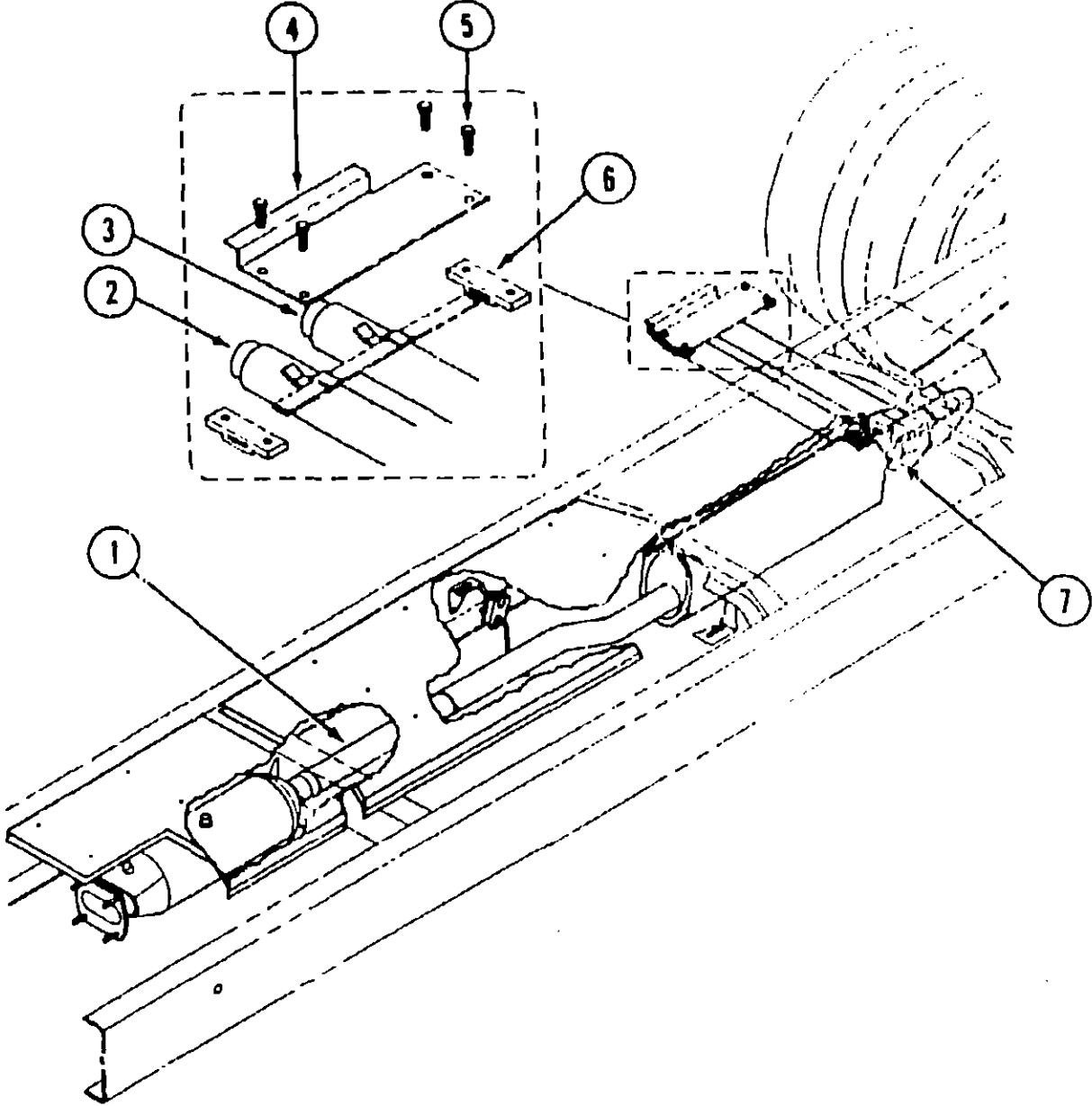
CHASSIS GROUP (CONTINUED)



EXHAUST SYSTEM (CHEVROLET CHASSIS)

Key	Part Number	U/M	Description
1	095190-01-000	EA	Exhaust Hanger
	007125-08-000	EA	Exhaust Clamp - 3"
2	098599-02-000	EA	Exhaust Pipe

CHASSIS GROUP (CONTINUED)



EXHAUST SYSTEM (FORD CHASSIS)

Key	Part Number	U/M	Description
1	100593-02-000	EA	Exhaust Pipe
2	099344-02-000	EA	Exhaust Pipe - Tail - Front
3	099345-02-000	EA	Exhaust Pipe - Tail - Rear
4	096087-03-000	EA	Support Asm. - Exhaust
5	000C26-05-20B	EA	Bolt - Hex - 5/16" - #18 - 1 1/4"
6	095190-01-000	EA	Hanger - Exhaust
	096055-02-000	EA	Support Asm. - Exhaust Pipe
	094918-03-000	EA	Clamp Asm. - Muffler - 2.5" Dia.
7	007125-05-000	EA	Clamp Asm. - Muffler - 2.0" Dia.

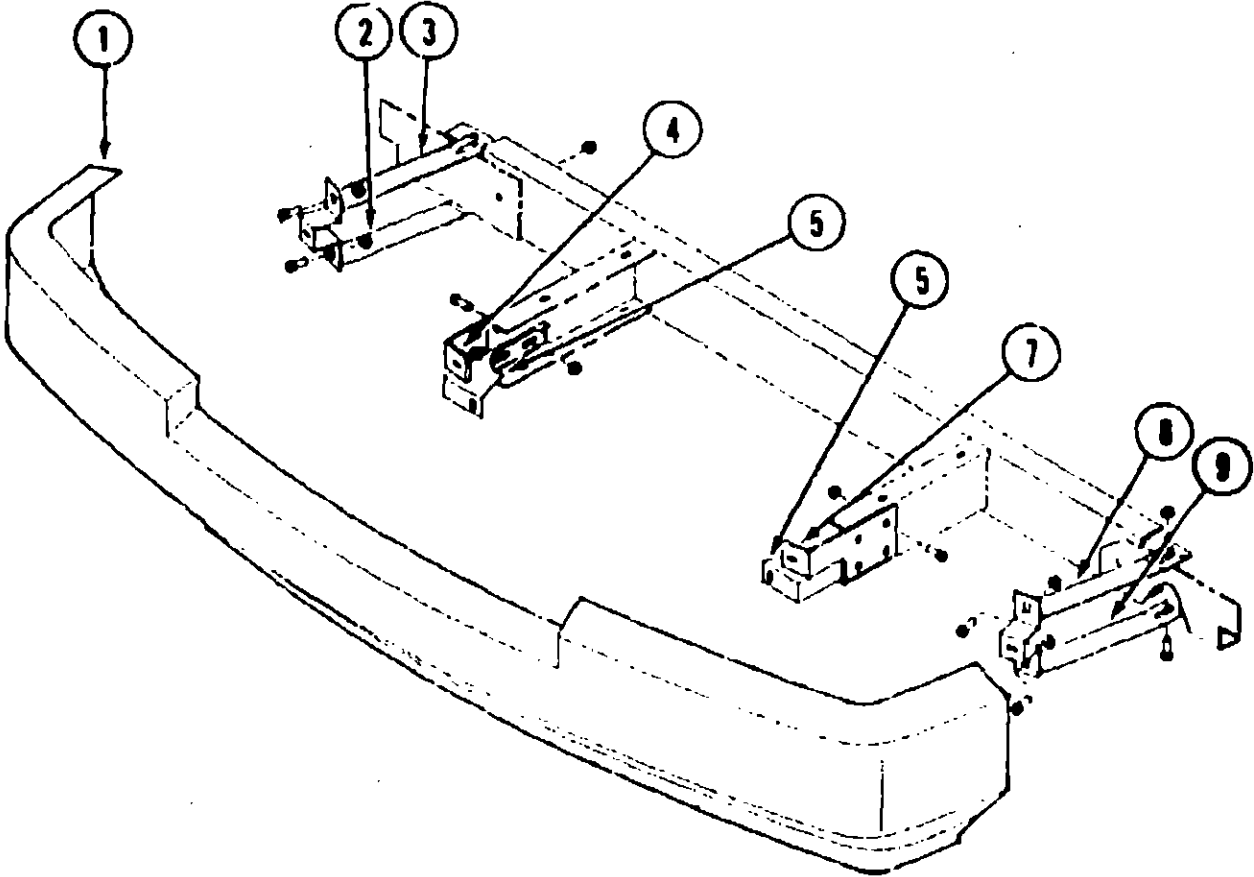
1990 ITASCA
TABLE OF CONTENTS

INTRODUCTION	A-01 - A-02
ABBREVIATIONS	A-03
ALPHABETICAL/GROUP REFERENCE	A-04 - A-06
IC/FP32RQ	A-07 - E-08
IC/FP37RQ	E-09 - I-13

1990 IC/FP32RC INDEX

Floor Plan	A-07 - A-08
Accessories Group	A-09 - A-12
Bath Group	A-13 - A-15
Bedroom Group	A-16 - A-20
Chassis Group	A-21 - B-10
Curtain, Cushion & Pad Group	B-11 - C-01
Dinette Group	C-02 - C-04
Driver's Compartment Group	C-05 - C-09
Electrical Group	C-10 - C-13
Exterior Body Group	C-14 - C-21
Galley Group	C-22 - D-01
Heating & Air Conditioning Group	D-02 - D-04
Interior Finish Group	D-05 - D-06
Labels Group	D-07
LP Group	D-08
Lounge Group	D-09 - D-12
Sealants & Fasteners Group	D-13 - D-14
Water & Sewage Group	D-15 - D-17
Window, Vent & Exterior Door Group	D-18 - E-06

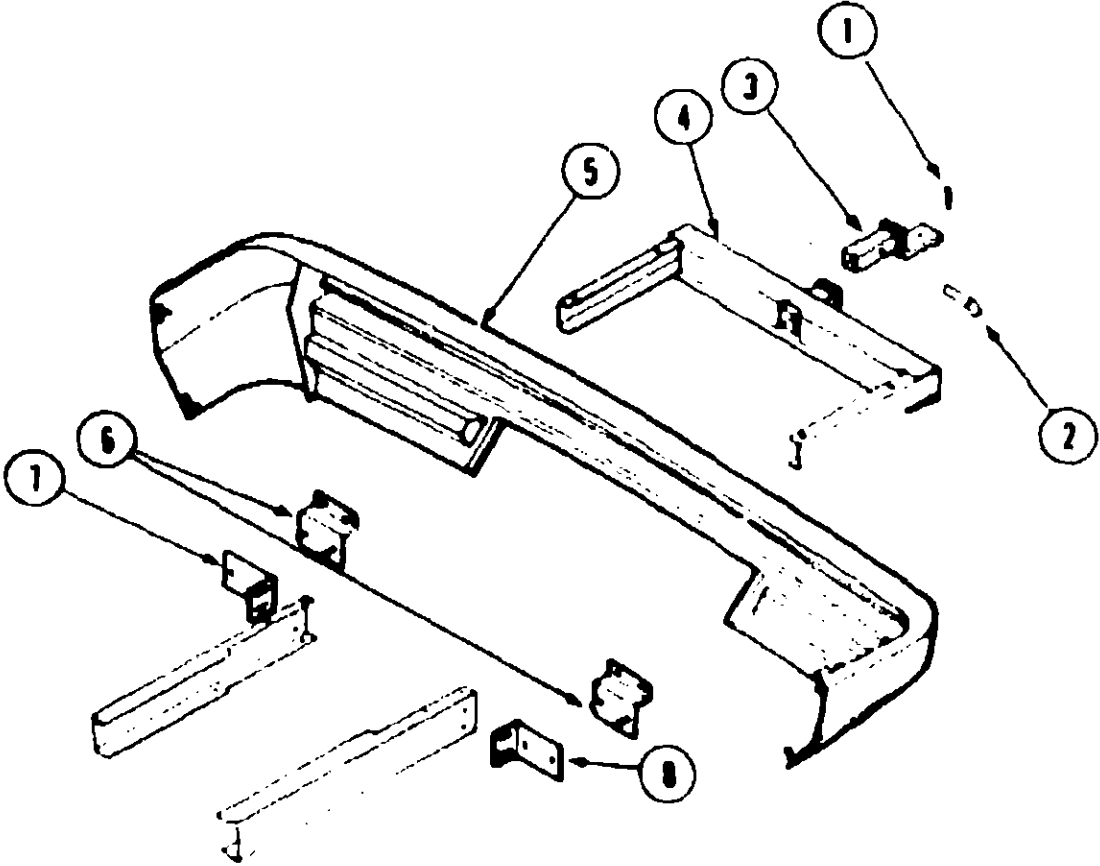
CHASSIS GROUP (CONTINUED)



FRONT BUMPER

Key	Part Number	U/M	Description
1	M95613-01-AF1	EA	Front Bumper Asm.
2	077854-01-000	EA	Bumper Brace - Lower - Passenger Side
3	077853-01-000	EA	Bumper Brace - Upper - Passenger Side
4	086140-01-000	EA	Bumper Support Bracket - Passenger Side
5	088942-01-000	EA	Fog Lamp Bracket
7	086140-02-000	EA	Bumper Support Bracket - Driver Side
8	077853-02-000	EA	Bumper Brace - Upper - Driver Side
9	077854-02-000	EA	Bumper Brace - Lower - Driver Side

CHASSIS GROUP (CONTINUED)



REAR BUMPER & HITCH

Key	Part Number	U/M	Description
1	034513-01-000	EA	Spring Pin - Hitch - 3/16" Wire
2	034512-01-000	EA	Locking Pin - Drawbar
3	077613-01-000	EA	Drawbar Asm.
4	077617-01-000	EA	Hitch Asm. - w/o Drawbar
5	M94719-01-AF1	EA	Rear Bumper Asm. - Gray
6	086727-02-000	EA	Support Angle (To Bumper)
7	086731-01-000	EA	Support Angle (To Frame) Passenger Side
8	086731-02-000	EA	Support Angle (To Frame) Driver Side
	086458-01-02A	EA	End Cap - Bumper - Rear - Passenger Side - Gray
	086458-02-02A	EA	End Cap - Bumper - Rear - Driver Side - Gray

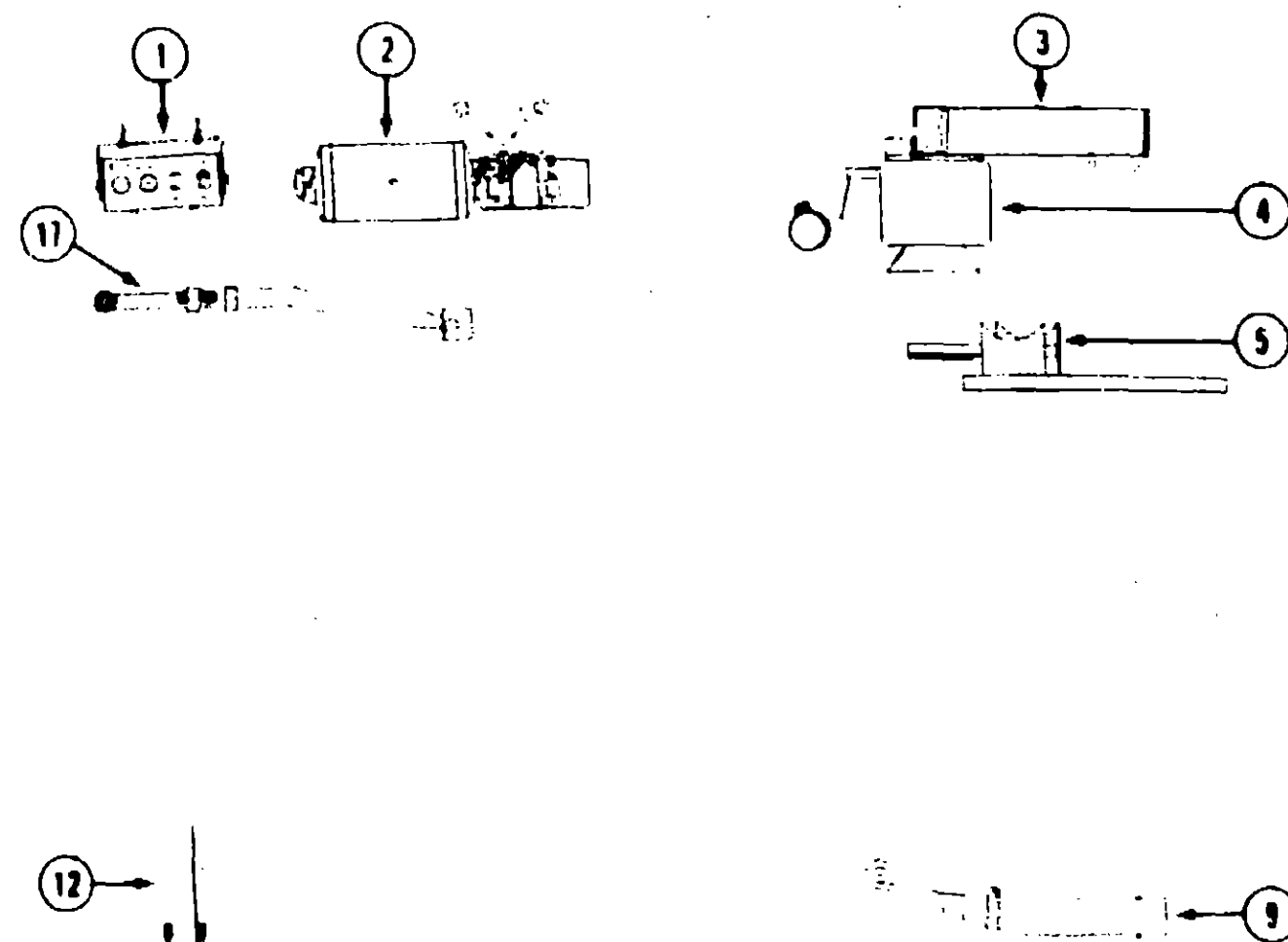
1990 ITASCA
TABLE OF CONTENTS

INTRODUCTION	A-01 - A-02
ABBREVIATIONS	A-03
ALPHABETICAL/GROUP REFERENCE	A-04 - A-06
IC/FP32RQ	A-07 - E-08
IC/FP37RQ	E-09 - I-13

1990 IC/FP32RC INDEX

Floor Plan	A-07 - A-08
Accessories Group	A-09 - A-12
Bath Group	A-13 - A-15
Bedroom Group	A-16 - A-20
Chassis Group	A-21 - B-10
Curtain, Cushion & Pad Group	B-11 - C-01
Dinette Group	C-02 - C-04
Driver's Compartment Group	C-05 - C-09
Electrical Group	C-10 - C-13
Exterior Body Group	C-14 - C-21
Galley Group	C-22 - D-01
Heating & Air Conditioning Group	D-02 - D-04
Interior Finish Group	D-05 - D-06
Labels Group	D-07
LP Group	D-08
Lounge Group	D-09 - D-12
Sealants & Fasteners Group	D-13 - D-14
Water & Sewage Group	D-15 - D-17
Window, Vent & Exterior Door Group	D-18 - E-08

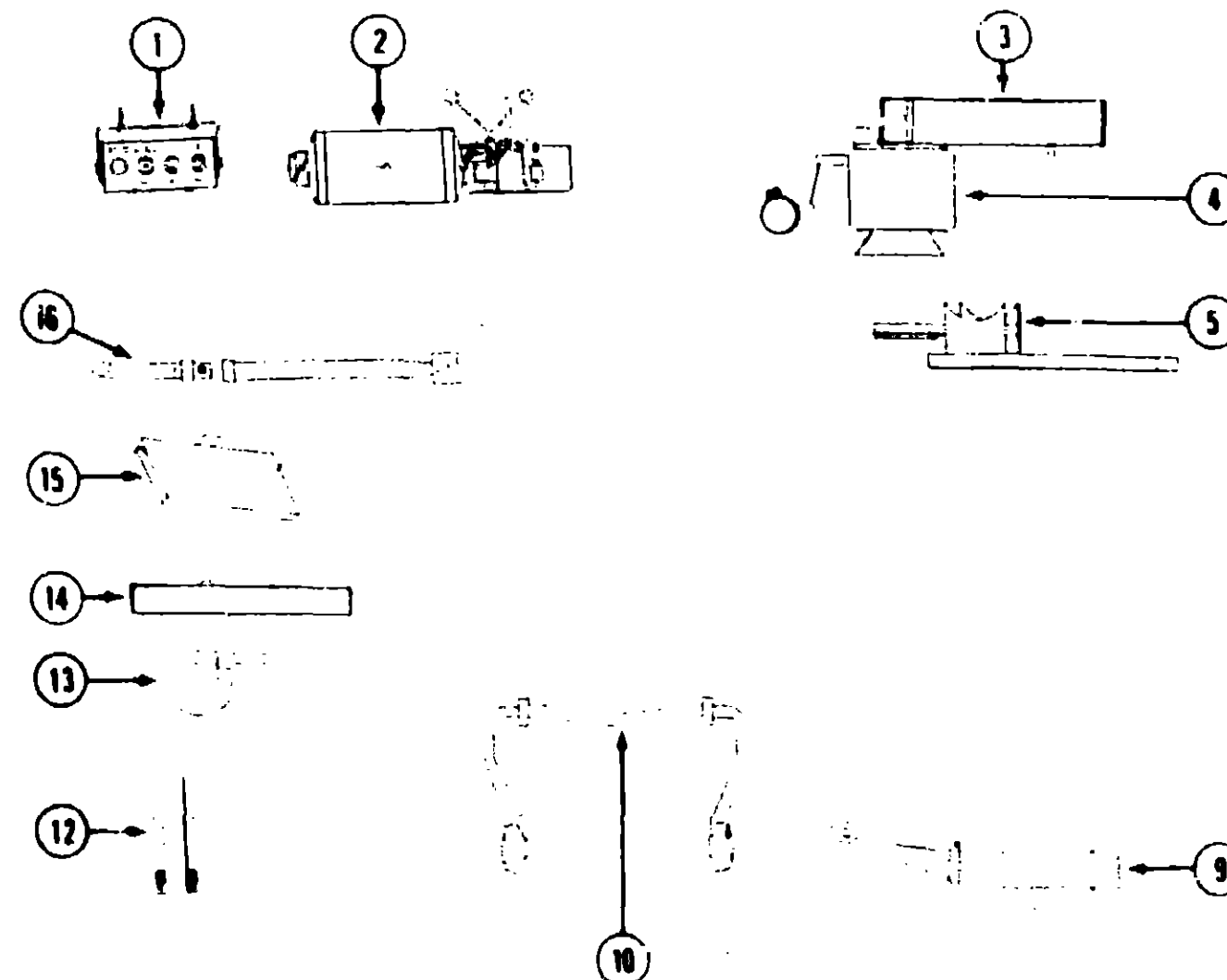
CHASSIS GROUP (CONTINUED)



JET AIR RIDE W/PARK & LEVEL (CHEVROLET CHASSIS)

Key	Part Number	U/M	Description
1	101025-03-01A	EA	Instrument Panel - Lower Driver Side
	097372-04-01A	EA	Switch - SPDT - MOM/OFF/MOM
	097372-08-01A	EA	Switch - SPDT - ON/OFF
2	090436-07-000	EA	Compressor/Tank Asm. - Electronic
3	090436-08-000	EA	Mount - Airspring - Upper - Driver Side
	090436-09-000	EA	Mount - Airspring - Upper - Passenger Side
4	090436-15-704	EA	Air Spring - Air Bag Only (Set/2)
5	090436-10-000	EA	Lower Spring/Axle Mount - Driver Side
	090436-11-000	EA	Lower Spring/Axle Mount - Passenger Side
9	090436-03-000	EA	Spring - Leaf - Semi
12	090436-12-000	EA	U-Bolt - Forward - Straight 7/8"
	090436-13-000	EA	U-Bolt - Forward - Bent 7/8"
17	090436-14-000	EA	Bar - Track w/Pivot, Bolts & Brackets
	090436-34-000	EA	Wiring Asm. - Electronic
	091250-01-000	EA	Bushing - Front Swaybar - Inboard - 1.25" Cut
	091250-02-000	EA	Bushing - Front Swaybar - Outboard - 1.25" Uncut
	091250-03-000	EA	Bushing - Rear Swaybar - 1.75" Cut

CHASSIS GROUP (CONTINUED)



JET AIR RIDE W/PARK & LEVEL (FORD CHASSIS)

Key	Part Number	U/M	Description
1	101025-01-01A	EA	Instrument Panel - Lower Driver Side
	097372-04-01A	EA	Switch - SPDT - MOM/OFF/MOM
	097372-08-01A	EA	Switch - SPDT - ON/OFF
2	090436-07-000	EA	Compressor/Tank Asm. - Wiring From 00:00:00 Thru 02:09:59
	090436-27-000	EA	Compressor/Tank Asm. - Electronic From 02:10:00 Thru 09:59:59
	090436-07-700	EA	Compressor Only
3	090436-18-000	EA	Mount - Airspring Upper - Driver Side
	090436-19-000	EA	Mount - Airspring Upper - Passenger Side
4	090436-15-704	EA	Airspring - Air Bag Only (Set/2)
5	090436-20-000	EA	Lower Spring/Axle Mount - Driver Side
	090436-21-000	EA	Lower Spring/Axle Mount - Passenger Side
9	090436-23-000	EA	Spring - Leaf - Semi
10	090436-26-000	EA	Rear Stabilizer Bar
12	090436-22-000	EA	U-Bolt - 1 - 14 x 4 x 14 w/Nuts
	090436-25-000	EA	U-Bolt - 1 - 14 x 4 x 15 w/Nuts
13	090436-29-000	EA	Bracket - Brake Hose/Frame
14	090436-30-000	EA	Bracket - Brake Hose/Caliper
15	090436-28-000	EA	Fuel Tank Heat Shield
16	090436-31-000	EA	Bar - Track w/Bolts & Brackets
	090436-34-000	EA	Wiring Asm. - Electronic

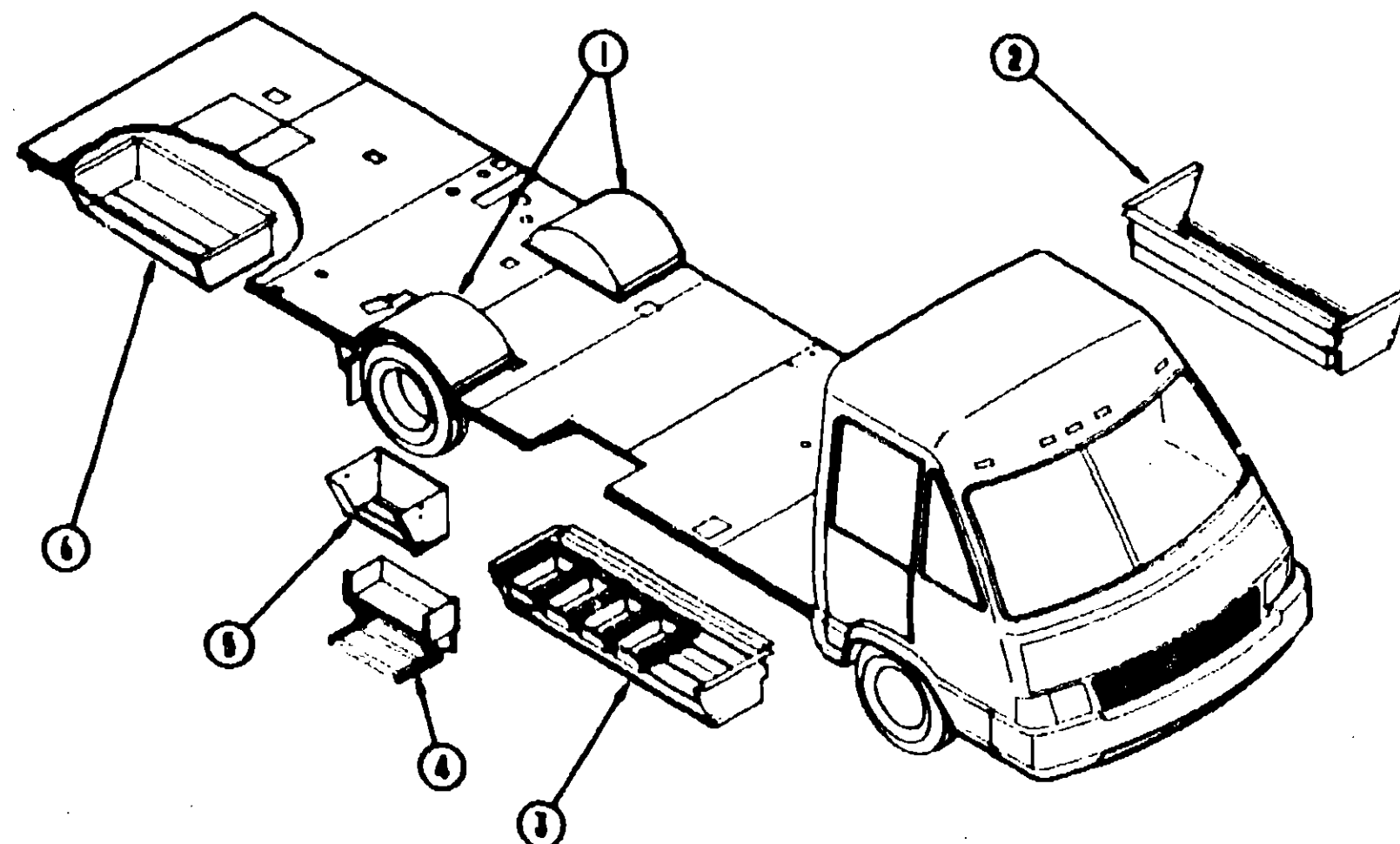
1990 ITASCA TABLE OF CONTENTS

INTRODUCTION	A-01 - A-02
ABBREVIATIONS	A-03
ALPHABETICAL/GROUP REFERENCE	A-04 - A-06
IC/FP32RC	A-07 - E-08
IC/FP37RC	E-09 - I-13

1990 IC/FP32RC INDEX

Floor Plan	A-07 - A-08
Accessories Group	A-09 - A-12
Bath Group	A-13 - A-15
Bedroom Group	A-16 - A-20
Chassis Group	A-21 - B-10
Curtain, Cushion & Pad Group	B-11 - C-01
Dinette Group	C-02 - C-04
Driver's Compartment Group	C-05 - C-09
Electrical Group	C-10 - C-13
Exterior Body Group	C-14 - C-21
Galley Group	C-22 - D-01
Heating & Air Conditioning Group	D-02 - D-04
Interior Finish Group	D-05 - D-06
Labels Group	D-07
LP Group	D-08
Lounge Group	D-09 - D-12
Sealants & Fasteners Group	D-13 - D-14
Water & Sewage Group	D-15 - D-17
Window, Vent & Exterior Door Group	D-18 - E-08

CHASSIS GROUP (CONTINUED)
STORAGE COMPARTMENTS & WHEELWELLS



Key	Part Number	U/M	Description
1	075756-01-000	EA	Rear Wheel Well
	088657-01-000	EA	Power Cord Box
2	084584-02-000	EA	Storage Compartment
	077404-02-000	EA	Plastic Drawer
	088786-01-000	EA	Drawer Rail
3	085037-01-W36	EA	Storage Compartment - Front - Passenger Side
	087473-01-000	FT	Neoprene Bulk Seal
4	094708-01-01A	EA	Electric Step Asm.
5	088380-01-000	EA	Storage Compartment - (Rear of Entrance Door)
6	085088-01-000	EA	Storage Compartment Asm. - Rear - Passenger Side
	088060-01-000	EA	Sewer Compartment Asm.
	017516-01-000	EA	Mud Flap - Front Wheel
	017516-01-000	EA	Mud Flap - Rear Wheel

1990 ITASCA
TABLE OF CONTENTS

INTRODUCTION	A-01 - A-02
ABBREVIATIONS	A-03
ALPHABETICAL/GROUP REFERENCE	A-04 - A-06
IC/FP32RQ	A-07 - E-08
IC/FP37RQ	E-09 - I-13

1990 IC/FP32RC INDEX

Floor Plan	A-07 - A-08
Accessories Group	A-09 - A-12
Bath Group	A-13 - A-15
Bedroom Group	A-16 - A-20
Chassis Group	A-21 - B-10
Curtain, Cushion & Pad Group	B-11 - C-01
Dinette Group	C-02 - C-04
Driver's Compartment Group	C-05 - C-09
Electrical Group	C-10 - C-13
Exterior Body Group	C-14 - C-21
Galley Group	C-22 - D-01
Heating & Air Conditioning Group	D-02 - D-04
Interior Finish Group	D-05 - D-06
Labels Group	D-07
LP Group	D-08
Lounge Group	D-09 - D-12
Sealants & Fasteners Group	D-13 - D-14
Water & Sewage Group	D-15 - D-17
Window, Vent & Exterior Door Group	D-18 - E-08

CHASSIS GROUP (CONTINUED)

LEVELING JACKS - HYDRAULIC

Key	Part Number	U/M	Description
	091339-01-000	EA	Leveling System - Hydraulic - From: 00-00-00 Thru: 01-28-90
	100532-01-000	EA	Leveling System - Hydraulic - From: 01-28-90 Thru: 99-99-99
	100533-02-000	EA	Brackets - Front Jacks
	100534-04-000	EA	Brackets - Rear Jacks
	100535-01-000	EA	Bracket - Pump
	100536-01-000	EA	Hose Kit
	041953-09-000	FT	Conduit - Convolute Slt - .50" ID
	008348-01-000	EA	Terminal - Ring - 2 3/8" Stud
	100532-01-700	EA	Manual Level Valve
	089339-01-700	EA	Leveling Jack

FOG LAMP & COMPONENTS

Key	Part Number	U/M	Description
	088747-03-000	EA	Lamp Asm. - Fog - Clear Lens
	088747-03-700	EA	Cover - Fog Lamp
	088737-03-701	EA	Bezel - Fog Light
	097372-01-01A	EA	Switch - Fog Lamp
	007940-01-000	EA	Receptacle - Slide - 16 to 12 AWG Wire
	007942-01-000	EA	Tab - 18 to 14 AWG Wire
	010499-01-000	EA	Clamp - Closed - 3/8" I.D.
	063910-01-000	EA	Housing - Relay
	063912-02-000	EA	Relay - Canister - SPDT - w/Resistor
	093854-02-000	EA	Circuit Breaker - 15 Amp.

FUEL SYSTEMS COMPONENTS

Key	Part Number	U/M	Description
	078010-02-000	EA	Door Asm. - Fuel Fill - Gray
	078200-01-000	EA	Gasket - Fuel Fill
	083578-01-000	EA	Boot - Fuel Fill
	082788-01-000	EA	Shroud - Fuel Fill - Inside
	081245-01-000	EA	Hose - Fuel Fill - Formed
	062401-05-000	EA	Clamp - Hose - Wormgear - 2" - 3" (Fuel Hose)
	075228-01-000	EA	Neck - Fuel Fill - Lower
	090082-01-000	EA	Tank - Fuel - 60 Gallon
	082401-10-000	EA	Clamp - Hose - Wormgear - 1" - 2" (Vent Hose)
	079861-01-000	EA	Valve Asm. - Vent - Fuel Tank
	088740-01-000	EA	Sending Unit/Pump
	088255-01-000	EA	Gasket - Sending Unit
	079858-01-000	EA	Fuel Hose - 5" ID

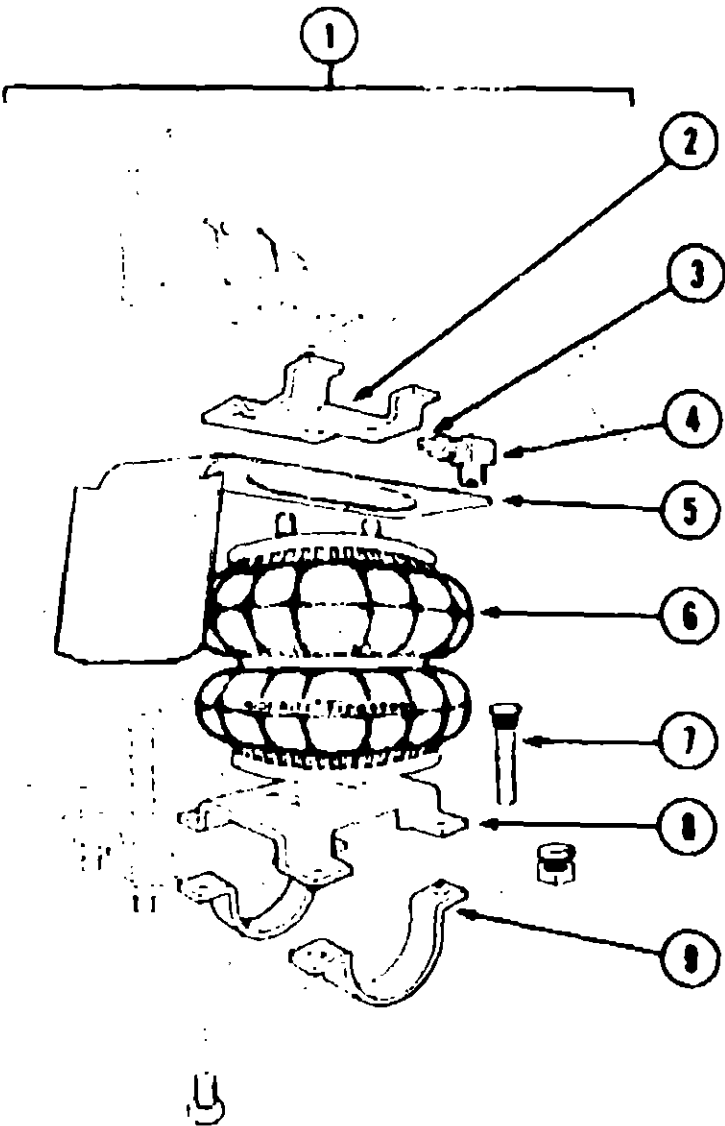
CHROME WHEEL LINERS (CHEVROLET)

Key	Part Number	U/M	Description
	091209-01-000	EA	Wheel Liner - Chrome - 19.5" (Set/4)
	091209-01-700	EA	Wheel Liner - Chrome - 19.5" - Front
	091209-01-701	EA	Wheel Liner - Chrome - 19.5" - Rear
	091209-01-702	EA	Axle Cover - 10 Lug - Front
	091209-01-703	EA	Axle Cover - Rear
	091209-08-703	EA	Cover - Lug Nut
	077030-02-000	EA	Valve Stem Extension - 1.25"
	095012-01-000	EA	Valve Stem Extension - Dual Wheel

CHROME WHEEL LINERS (FORD)

Key	Part Number	U/M	Description
	091209-08-000	EA	Wheel Liner - Chrome - 16" (Set/4)
	091209-08-700	EA	Wheel Liner - Chrome - 16" - Front
	091209-08-701	EA	Wheel Liner - Chrome - 16" - Rear
	091209-01-702	EA	Axle Cover - 10 Lug - 16" - Rear
	091209-08-704	EA	Cover - Lug Nut
	077030-02-000	EA	Valve Stem Extension - 1.25"
	095012-02-000	EA	Valve Stem Extension - Dual Wheel

CHASSIS GROUP (CONTINUED)



REAR AIRBAGS & FRONT STABILIZER SHOCKS

Key	Part Number	U/M	Description
1	084086-01-000	EA	Airspring - Bellows - Rear Axle - Complete System
2	084086-01-708	EA	Upper Bracket
3	084086-01-701	EA	Flexible Tubing - 1/4" x 18"
4	084086-01-704	EA	Filler Connector
5	084086-01-709	EA	Heat Shield
6	084086-01-700	EA	Bellow Only (Airbag)
7	084086-01-702	EA	Ribbed Neck Bolt - 3/8" - 24 x 2 1/2"
8	084086-01-707	EA	Lower Bracket
9	084086-01-713	EA	Axle Strap Bracket
	084086-01-703	EA	Air Valve
	084086-01-705	EA	Tubing Protectors
	084086-01-708	EA	Airline Repair Kit
	084086-01-710	EA	Bolt Kit
	041953-07-000	FT	Conduit - Convolute, Slt - .250 ID
	079942-01-000	EA	Shock Absorber - Stabilizer Ft

1990 ITASCA
TABLE OF CONTENTS

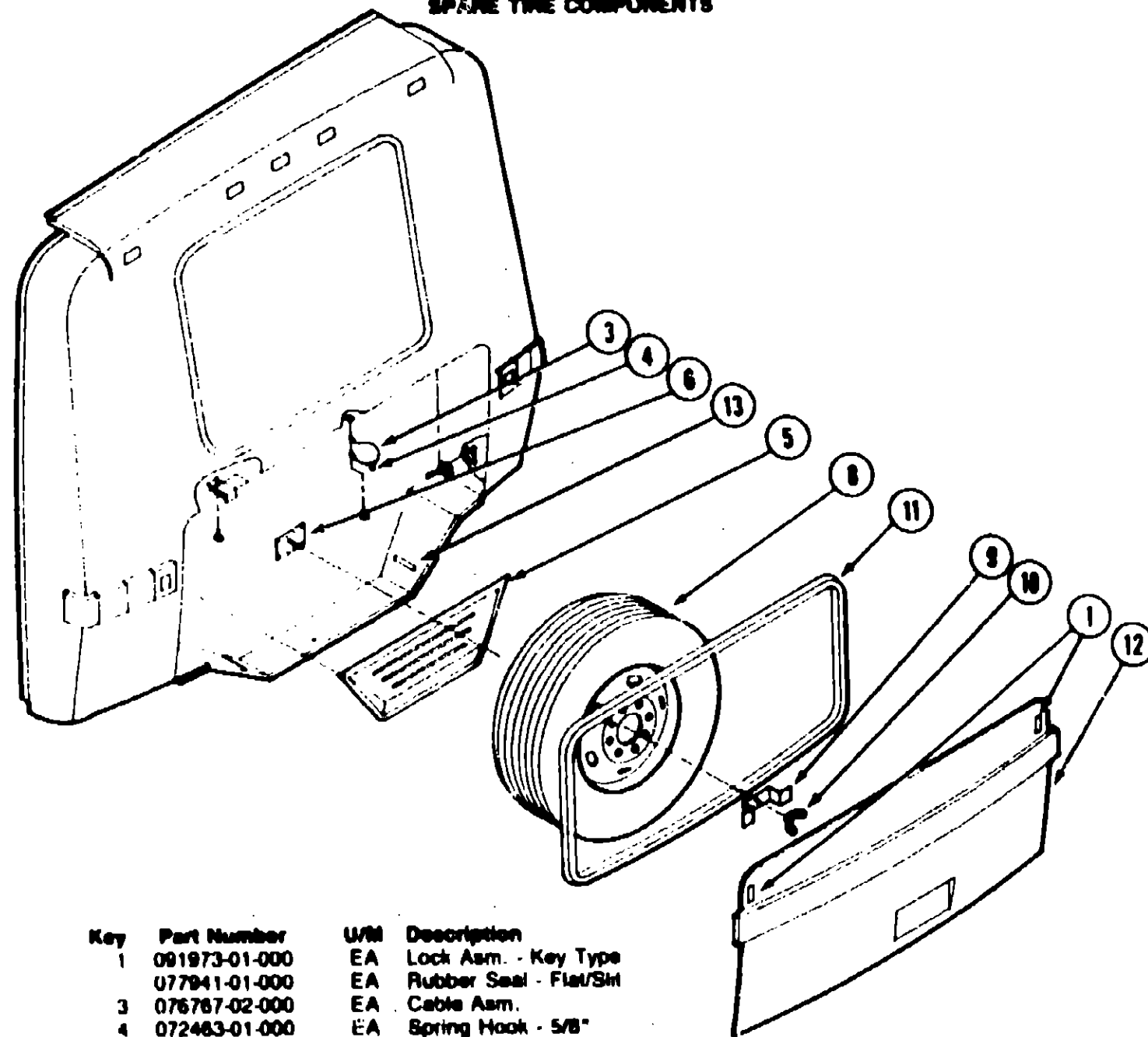
INTRODUCTION	A-01 - A-02
ABBREVIATIONS	A-03
ALPHABETICAL/GROUP REFERENCE	A-04 - A-06
IC/FP32RC	A-07 - E-08
IC/FP37RC	E-09 - I-13

1990 IC/FP32RC INDEX

Floor Plan	A-07 - A-08
Accessories Group	A-09 - A-12
Bath Group	A-13 - A-15
Bedroom Group	A-16 - A-20
Chassis Group	A-21 - B-10
Curtain, Cushion & Pad Group	B-11 - C-01
Dinette Group	C-02 - C-04
Driver's Compartment Group	C-05 - C-09
Electrical Group	C-10 - C-13
Exterior Body Group	C-14 - C-21
Galley Group	C-22 - D-01
Heating & Air Conditioning Group	D-02 - D-04
Interior Finish Group	D-05 - D-06
Labels Group	D-07
LP Group	D-08
Lounge Group	D-09 - D-12
Sealants & Fasteners Group	D-13 - D-14
Water & Sewage Group	D-15 - D-17
Window, Vent & Exterior Door Group	D-18 - E-08

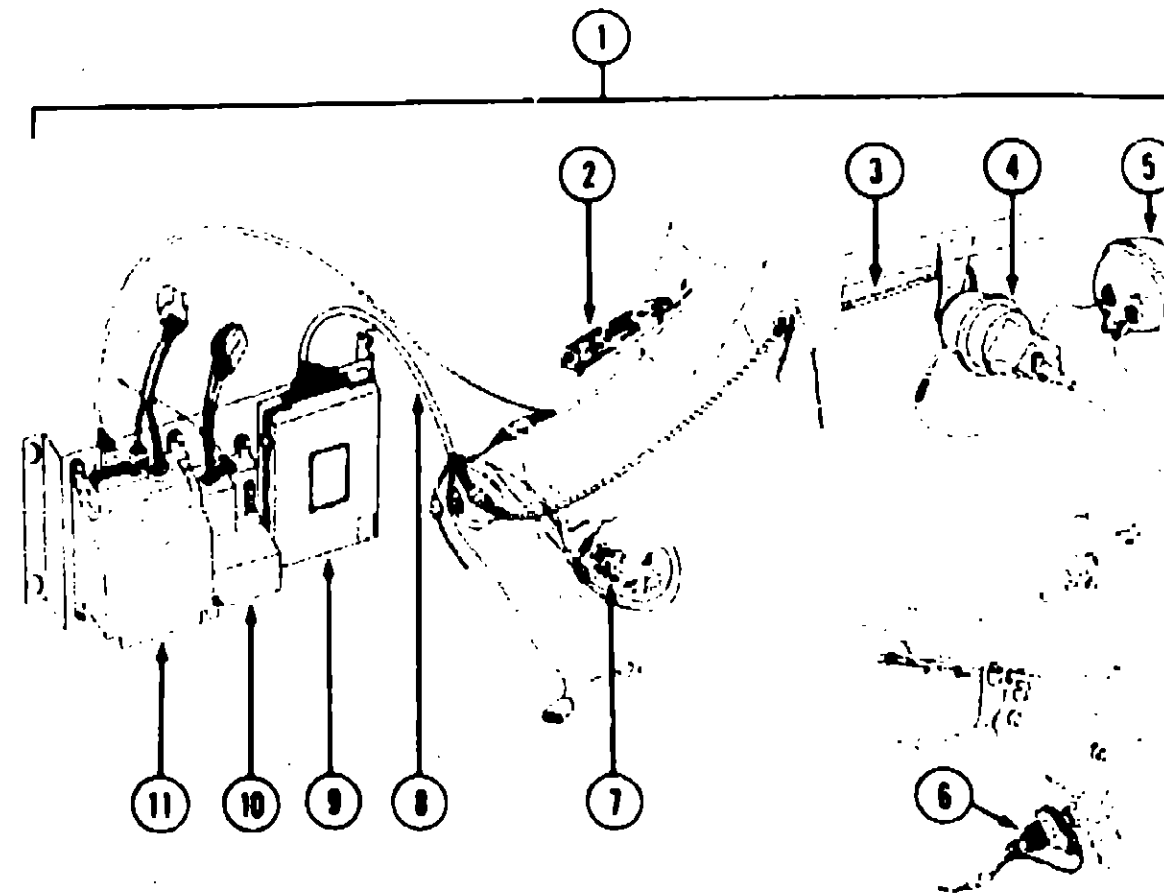
CHASSIS GROUP (CONTINUED)

SPARE TIRE COMPONENTS



Key	Part Number	U/M	Description
1	091973-01-000	EA	Lock Asm. - Key Type
	077941-01-000	EA	Rubber Seal - Flat/Shd
3	076767-02-000	EA	Cable Asm.
4	072463-01-000	EA	Spring Hook - 5/8"
5	094736-01-01A	EA	Shield - Spare Tire
6	095999-02-000	EA	Support Bracket - Spare Tire
7	007324-04-000	EA	Tire - 8" x 19.5" - Radial - Michelin
8	084963-01-000	EA	Rim - Wheel - 19.5" x 6.75"
	077030-02-000	EA	Extension - Valve Stem - 1.25"
	095012-01-000	EA	Extension - Valve Stem - Dual
9	077399-01-000	EA	Retainer - Spare Tire
10	084081-01-000	EA	Wing Nut - 3/8" - Spare Tire
11	100128-01-000	FT	Weather Seal
12	M01990-06-AF1	EA	Cover - Spare Tire - Gray
	077392-01-000	EA	Strike - Latch
	077080-01-000	EA	Angle Support - Pivot
	077381-01-000	EA	Plate - Pivot
	077385-01-000	EA	Pin Asm. - Pivot
	077384-01-000	EA	Plate - Pin
13	077400-01-000	EA	Support - Spare Tire
	077393-01-000	EA	Support Arm - Strike
	077759-01-000	EA	Spacer - Spare Tire Support
	080208-01-000	EA	Lug Wrench
	080208-02-000	EA	Leverage Bar - Lug Wrench

CHASSIS GROUP (CONTINUED)



CRUISE CONTROL

Key	Part Number	U/M	Description
1	094369-03-000	EA	Speed Control - S Stick II TBI
2	094369-01-701	EA	Switch & Lever Asm.
3	094369-01-700	EA	Servo & Cable Asm.
4	094369-01-706	EA	Servo Only
5	094369-01-705	EA	Vacuum Reservoir
6	089629-01-704	EA	Signal Generator Asm.
	089629-01-706	EA	Signal Generator Only
7	083212-01-704	EA	Stop Lamp/Cruise Release Switch
8	083212-04-701	EA	Main Wiring Harness
9	094369-01-702	EA	Regulator Asm. - Electronic
10	094369-01-704	EA	Headlight Dimmer Module Asm.
11	091900-01-702	EA	Wiper Control Module
	102382-01-705	EA	Throttle Retainer Clip
	059778-01-710	EA	Teiler - Cruise Control w/Harness

1990 ITASCA TABLE OF CONTENTS

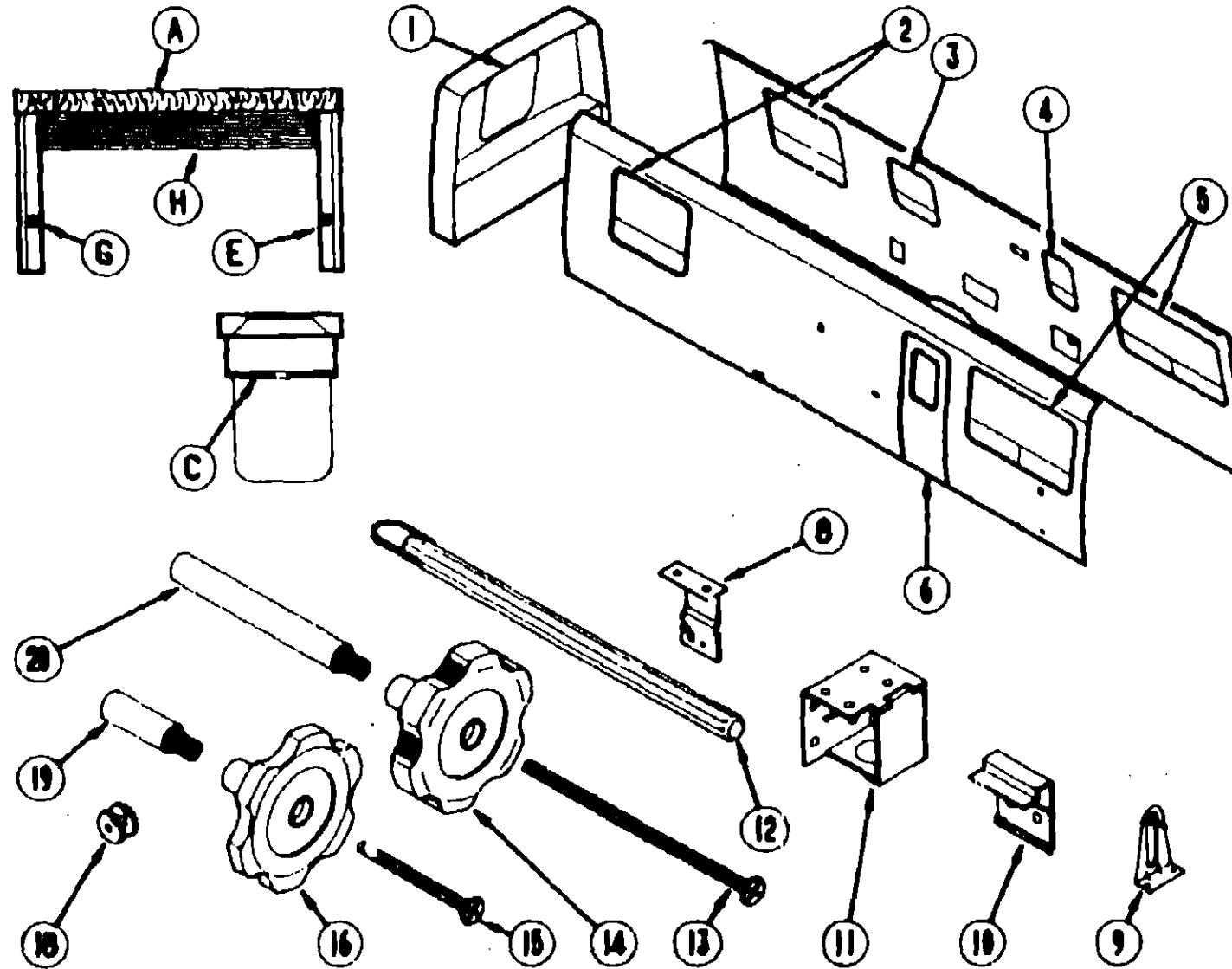
INTRODUCTION	A-01 - A-02
ABBREVIATIONS	A-03
ALPHABETICAL/GROUP REFERENCE	A-04 - A-06
IC/FP32RC	A-07 - E-08
IC/FP37RC	E-09 - I-13

1990 IC/FP32RC INDEX

Floor Plan	A-07 - A-08
Accessories Group	A-09 - A-12
Bath Group	A-13 - A-15
Bedroom Group	A-16 - A-20
Chassis Group	A-21 - B-10
Curtain, Cushion & Pad Group	B-11 - C-01
Dinette Group	C-02 - C-04
Driver's Compartment Group	C-05 - C-09
Electrical Group	C-10 - C-13
Exterior Body Group	C-14 - C-21
Galley Group	C-22 - D-01
Heating & Air Conditioning Group	D-02 - D-04
Interior Finish Group	D-05 - D-08
Labels Group	D-07
LP Group	D-08
Lounge Group	D-09 - D-12
Sealants & Fasteners Group	D-13 - D-14
Water & Sewage Group	D-15 - D-17
Window, Vent & Exterior Door Group	D-18 - E-08

CURTAIN, CUSHION & PAD GROUP

WINDOW TREATMENT



Key	Part Number	U/M	Description
1A	098937-01-AF1	EA	Valance - w/Fabric Trim - 58"
1A	098937-01-AF2	EA	Valance - w/Fabric Trim - 58"
1A	098937-01-AF3	EA	Valance - w/Fabric Trim - 58"
1E	089058-85-AF1	EA	Leg - Right - w/Fabric Trim
1E	089058-85-AF2	EA	Leg - Right w/Fabric Trim
1E	089058-85-AF3	EA	Leg - Right w/Fabric Trim
1G	089058-86-AF1	EA	Leg - Left - w/Fabric Trim
1G	089058-86-AF2	EA	Leg - Left - w/Fabric Trim
1G	089058-86-AF3	EA	Leg - Left - w/Fabric Trim
1H	098803-01-AF1	EA	Blind - 39" x 35" - E-Z Lift Day/Nighter
1H	098803-01-AF2	EA	Blind - 39" x 35" - E-Z Lift Day/Nighter
1H	098803-01-AF3	EA	Blind - 39" x 35" - E-Z Lift Day/Nighter
2A	098937-02-AF1	EA	Valance - w/Fabric Trim
2A	098937-02-AF2	EA	Valance - w/Fabric Trim
2A	098937-02-AF3	EA	Valance - w/Fabric Trim
2E	089058-87-AF1	EA	Leg - Right - w/Fabric Trim
2E	089058-87-AF2	EA	Leg - Right - w/Fabric Trim
2E	089058-87-AF3	EA	Leg - Right - w/Fabric Trim
2G	089058-88-AF1	EA	Leg - Left - w/Fabric Trim
2G	089058-88-AF2	EA	Leg - Left - w/Fabric Trim
2G	089058-88-AF3	EA	Leg - Left - w/Fabric Trim
2H	098803-02-AF1	EA	Blind - 39" x 35" E-Z Lift Day/Nighter
2H	098803-02-AF2	EA	Blind - 39" x 35" E-Z Lift Day/Nighter
2H	098803-02-AF3	EA	Blind - 39" x 35" E-Z Lift Day/Nighter
3H	093475-29-08A	EA	Mini Blind - 28" x 27.5" Drop (AF1, AF3)
3H	093475-29-05A	EA	Mini Blind - 28" x 27.5" Drop (AF1, AF3)
3	073304-45-AF1	EA	Curtain Asm. - 30" x 9" - Snap Top (AF3)
3	073304-45-AF2	EA	Curtain Asm. - 30" x 9" - Snap Top
	056003-01-000	EA	Retainer Bracket - Drapery - (Shower Side)
	056003-02-000	EA	Retainer Bracket - Drapery - (Stool Side)
	093475-28-05A	EA	Mini Blind - 28" x 28" Drop
5E	089058-41-AF1	EA	Leg - Window - Right
5E	089058-41-AF2	EA	Leg - Window - Right
5E	089058-41-AF3	EA	Leg - Window - Right
5G	089058-42-AF1	EA	Leg - Window - Left
5G	089058-42-AF2	EA	Leg - Window - Left
5G	089058-42-AF3	EA	Leg - Window - Left
5H	093475-27-04A	EA	Blind - Mini - 57.5" x 35" Drop (AF1) From: 12-04-89 Thru: 99-99-99
6C	084755-57-AB6	EA	Shade Asm. - 27.25"
8	048394-02-000	YD	Velcro - Hook Tape
8	068792-02-000	YD	Velcro - Loop Tape
	098008-12-000	YD	Leg Fabric (AF1) (Windows 5)
	098008-27-000	YD	Leg Fabric (AF2) (Windows 5)
	098008-28-000	YD	Leg Fabric (AF3) (Windows 5)
	088273-32-000	YD	Valance & Leg Fabric (AF1) (Windows 1,2)
	088273-35-000	YD	Valance & Leg Fabric (AF2) (Windows 1,2)
	088273-36-000	YD	Valance & Leg Fabric (AF3) (Windows 1,2)
8	084434-01-000	EA	Roller Shade Bracket
9	095591-02-000	EA	Hold Down Bracket - Blind
10	097565-01-000	EA	Blind Mounting Bracket - Right or Left Side (Bedroom)
11	083170-01-000	EA	Blind Mounting Bracket - Right Side (Shown) Clear Plastic
	083170-02-000	EA	Blind Mounting Bracket - Left Side - Clear Plastic
12	093475-01-700	EA	Wand w/Metal Clip - 8"
13	089371-01-000	EA	Screw - Window Knob (Zinc)
14	067052-02-000	EA	Window Knob (Beige)
15	009439-07-000	EA	Screw - Window Knob (Black)
16	009439-05-000	EA	Window Knob - Black
18	097592-01-000	EA	Hold Down Adjuster - Blind
19	009439-06-000	EA	Extension - Window Knob (Black)
20	090025-01-000	EA	Extension - Window Knob

1990 ITASCA TABLE OF CONTENTS

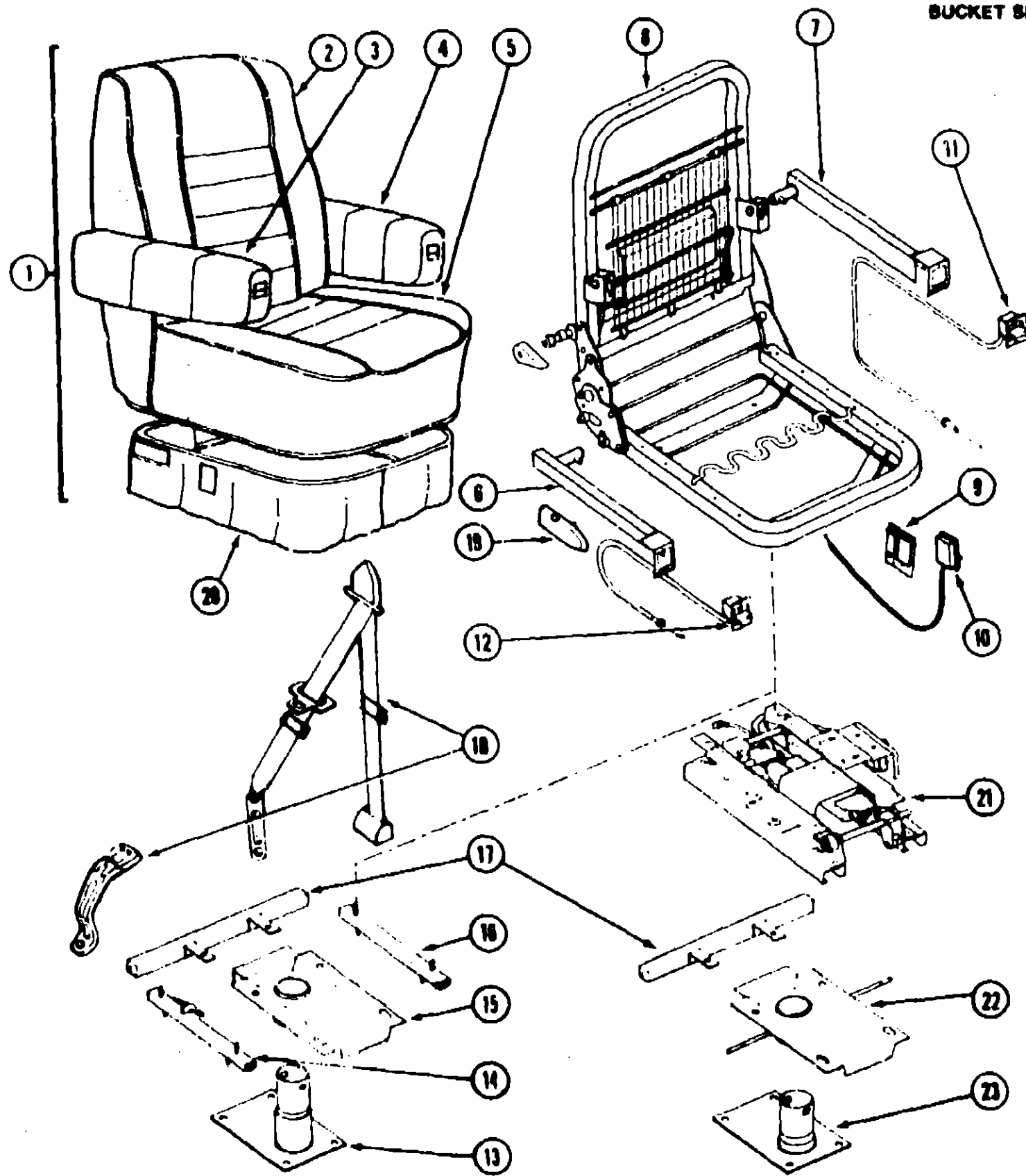
INTRODUCTION	A-01 - A-02
ABBREVIATIONS	A-03
ALPHABETICAL/GROUP REFERENCE	A-04 - A-08
IC/FP32RQ	A-07 - E-08
IC/FP37RQ	E-09 - I-13

1990 IC/FP32RC INDEX

Floor Plan	A-07 - A-08
Accessories Group	A-09 - A-12
Bath Group	A-13 - A-15
Bedroom Group	A-16 - A-20
Chassis Group	A-21 - B-10
Curtain, Cushion & Pad Group	B-11 - C-01
Dinette Group	C-02 - C-04
Driver's Compartment Group	C-05 - C-09
Electrical Group	C-10 - C-13
Exterior Body Group	C-14 - C-21
Galley Group	C-22 - D-01
Heating & Air Conditioning Group	D-02 - D-04
Interior Finish Group	D-05 - D-08
Labels Group	D-07
LP Group	D-08
Lounge Group	D-09 - D-12
Sealants & Fasteners Group	D-13 - D-14
Water & Sewage Group	D-15 - D-17
Window, Vent & Exterior Door Group	D-18 - E-08

CURTAIN, CUSHION & PAD GROUP (CONTINUED)

BUCKET SEAT ASM.



Key	Part Number	U/M	Description
1	003459-05-AF1	EA	Seat Asm. - w/Armrest - w/o Skirt (Driver or Passenger)
1	003459-07-AF2	EA	Seat Asm. - w/Armrest - w/o Skirt (Driver or Passenger)
1	003459-07-AF3	EA	Seat Asm. - w/Armrest - w/o Skirt (Driver or Passenger)
1	003459-08-AF1	EA	Seat Asm. - w/Armrest - w/o Skirts (Driver Powered)
1	003459-08-AF2	EA	Seat Asm. - w/Armrest - w/o Skirts (Driver Powered)
1	003459-08-AF3	EA	Seat Asm. - w/Armrest - w/o Skirts (Driver Powered)

Key	Part Number	U/M	Description
2	M03445-14-AF1	EA	Cover Asm. - Seat Back
2	M03445-10-AE5	EA	Cover Asm. - Seat Back (AF2)
2	M03445-10-AF3	EA	Cover Asm. - Seat Back
3	080243-38-AF1	EA	Armrest Asm. - Right Hand
3	080243-38-AF2	EA	Armrest Asm. - Right Hand
3	080243-38-AF3	EA	Armrest Asm. - Right Hand
3	M80243-38-AF1	EA	Armrest Cover - Right Hand
3	M80243-38-AF2	EA	Armrest Cover - Right Hand
3	M80243-38-AF3	EA	Armrest Cover - Right Hand
4	080243-37-AF8	EA	Armrest Asm. - Left Hand (AF1)
4	080243-37-AF2	EA	Armrest Asm. - Left Hand
4	080243-37-AF3	EA	Armrest Asm. - Left Hand
4	080243-38-AF1	EA	Armrest Asm. - Left Hand (Power Seat)
4	080243-38-AF2	EA	Armrest Asm. - Left Hand (Power Seat)
4	080243-38-AF3	EA	Armrest Asm. - Left Hand (Power Seat)
4	M80243-37-AF1	EA	Armrest - Cover - Left Hand
4	M80243-37-AF2	EA	Armrest - Cover - Left Hand
4	M80243-37-AF3	EA	Armrest - Cover - Left Hand
4	M80243-38-AF1	EA	Armrest - Cover - Left Hand (Power Seat)
4	M80243-38-AF2	EA	Armrest - Cover - Left Hand (Power Seat)
4	M80243-38-AF3	EA	Armrest - Cover - Left Hand (Power Seat)
5	M03445-13-AF1	EA	Cover Asm. - Seat Bottom
5	M03445-09-AE5	EA	Cover Asm. - Seat Bottom (AF2)
5	M03445-09-AF3	EA	Cover Asm. - Seat Bottom
6	089389-02-000	EA	Armrest Frame Asm. - Right Hand
7	089389-03-000	EA	Armrest Frame Asm. - Left Hand
8	089389-01-000	EA	Seat Frame Asm.
9	097883-03-000	EA	Cable Bracket
10	089388-04-000	EA	Remote Control Cable
11	089388-03-000	EA	Remote Control Cable - Slide
12	089388-02-000	EA	Remote Control Cable - Recliner
13	093481-02-000	EA	Seat Base
14	089248-05-000	EA	Seat Slide w/Lock
	089248-05-700	EA	Spring - Remote Slide
	089248-05-701	EA	Clip - Remote Slide
15	093481-04-000	EA	Top Plate
16	089248-02-000	EA	Seat Slide w/o Lock
17	089585-29-000	EA	Seat Belt Bar
18	091990-01-01A	EA	Seat Belt
19	089389-06-000	EA	Cable Shield - Plastic
20	071126-24-X21	EA	Skirt Asm. (AF1)
20	071126-24-AD1	EA	Skirt Asm. (AF2)
20	071126-24-AD2	EA	Skirt Asm. (AF3)
	088274-10-000	YD	Bucket Seat Fabric - Accent (AF1)
	088008-30-000	YD	Bucket Seat Fabric - Accent (AF2)
	088008-31-000	YD	Bucket Seat Fabric - Accent (AF3)
	088274-10-000	YD	Bucket Seat Fabric - Pattern Accent (AF1)
	088008-27-000	YD	Bucket Seat Fabric - Pattern Accent (AF2)
	088008-28-000	YD	Bucket Seat Fabric - Pattern Accent (AF3)

POWERED SEAT OPTION (63M)

Key	Part Number	U/M	Description
17	089585-29-000	EA	Seat Belt Bar
20	071126-26-X21	EA	Skirt Asm. - Power Seat (AF1)
20	071126-26-AE7	EA	Skirt Asm. - Power Seat (AF2)
20	071126-26-AF3	EA	Skirt Asm. - Power Seat
21	081373-01-000	EA	Power Control - 6 Way
22	089585-39-000	EA	Top Plate (6 Way Power Seat)
23	089585-37-000	EA	Seat Base (6 Way Power Seat)
	081591-04-000	EA	Wire Asm. (6 Way Power Seat)

1990 ITASCA
TABLE OF CONTENTS

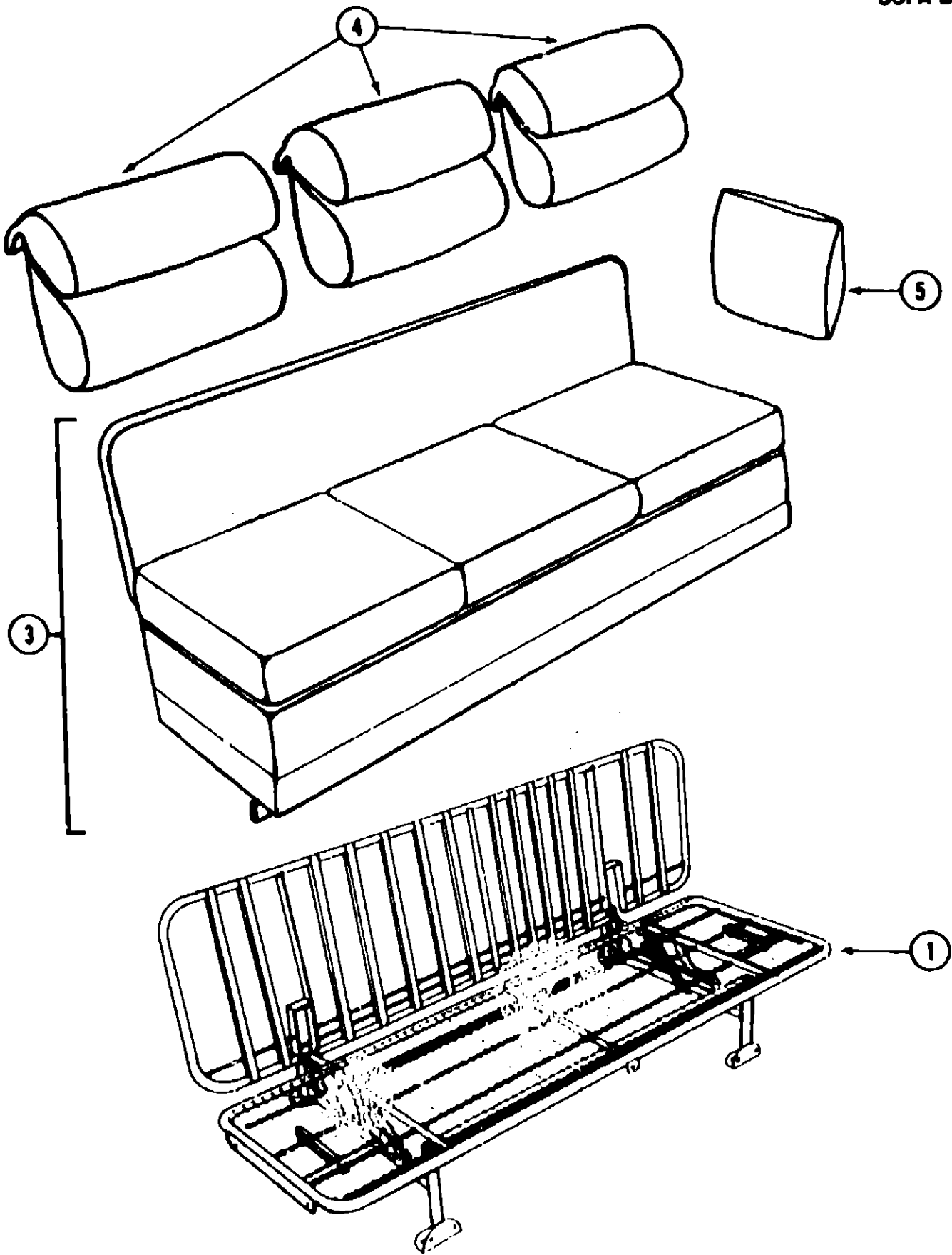
INTRODUCTION	A-01 - A-02
ABBREVIATIONS	A-03
ALPHABETICAL/GROUP REFERENCE	A-04 - A-08
IC/FP32RQ	A-07 - E-08
IC/FP37RQ	E-09 - I-13

1990 IC/FP32RQ INDEX

Floor Plan	A-07 - A-08
Accessories Group	A-09 - A-12
Bath Group	A-13 - A-15
Bedroom Group	A-16 - A-20
Chassis Group	A-21 - B-10
Curtain, Cushion & Pad Group	B-11 - C-01
Dinette Group	C-02 - C-04
Driver's Compartment Group	C-05 - C-08
Electrical Group	C-10 - C-13
Exterior Body Group	C-14 - C-21
Galley Group	C-22 - D-01
Heating & Air Conditioning Group	D-02 - D-04
Interior Finish Group	D-05 - D-06
Labels Group	D-07
LP Group	D-08
Lounge Group	D-09 - D-12
Sealants & Fasteners Group	D-13 - D-14
Water & Sewage Group	D-15 - D-17
Window, Vent & Exterior Door Group	D-18 - E-08

CURTAIN, CUSHION & PAD GROUP (CONTINUED)

SOFA BED LOUNGER



Key	Part Number	U/M	Description
1	079386-01-000	EA	Frame Asm. - Sofa Bed
3	098938-01-AF1	EA	Sofa Bed Asm.
3	098938-01-AF2	EA	Sofa Bed Asm.
3	098938-01-AF3	EA	Sofa Bed Asm.
3	M98938-01-AF1	EA	Sofa Bed Cover
3	M98938-01-AF2	EA	Sofa Bed Cover
3	M98938-01-AF3	EA	Sofa Bed Cover
4	098001-01-AF1	EA	Cushion Asm.
4	098001-01-AF2	EA	Cushion Asm.
4	098001-01-AF3	EA	Cushion Asm.
4	M98001-01-AF1	EA	Cushion Cover
4	M98001-01-AF2	EA	Cushion Cover
4	M98001-01-AF3	EA	Cushion Cover
5	085080-04-AF1	EA	Throw Pillow
5	085080-10-AF2	EA	Throw Pillow
5	085080-10-AF3	EA	Throw Pillow
	098008-11-000	YD	Sofa Fabric (AF1)
	098008-10-000	YD	Sofa Fabric (AF2)
	098008-09-000	YD	Sofa Fabric (AF3)
	098008-12-000	YD	Fabric - Square Pillow (AF1)
	098008-10-000	1D	Fabric - Square Pillow (AF2)
	104233-09-000	YD	Fabric - Square Pillow (AF3)

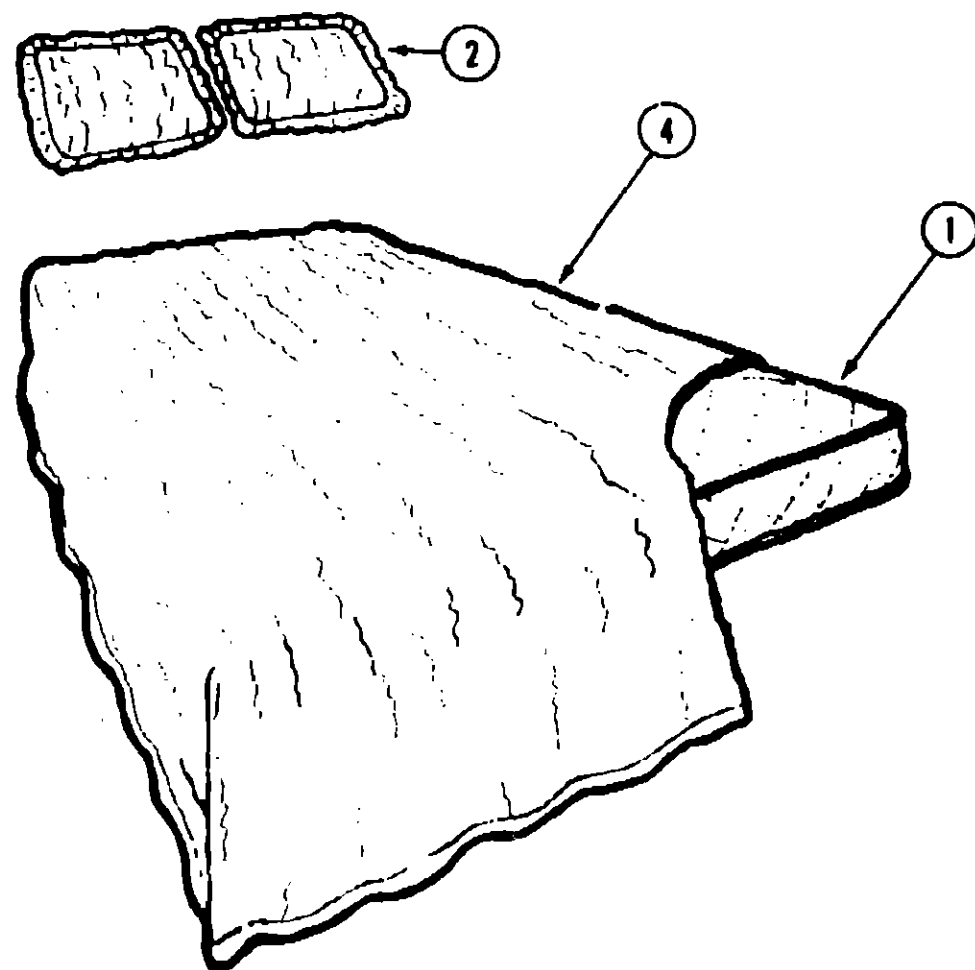
1990 ITASCA
TABLE OF CONTENTS

INTRODUCTION	A-01 - A-02
ABBREVIATIONS	A-03
ALPHABETICAL/GROUP REFERENCE	A-04 - A-06
IC/FP32RQ	A-07 - E-08
IC/FP37RQ	E-09 - I-13

1990 IC/FP32RQ INDEX

Floor Plan	A-07 - A-08
Accessories Group	A-09 - A-12
Bath Group	A-13 - A-15
Bedroom Group	A-16 - A-20
Chassis Group	A-21 - B-10
Curtain, Cushion & Pad Group	B-11 - C-01
Dinette Group	C-02 - C-04
Driver's Compartment Group	C-05 - C-09
Electrical Group	C-10 - C-13
Exterior Body Group	C-14 - C-21
Galley Group	C-22 - D-01
Heating & Air Conditioning Group	D-02 - D-04
Interior Finish Group	D-05 - D-06
Labels Group	D-07
LP Group	D-08
Lounge Group	D-09 - D-12
Sealants & Fasteners Group	D-13 - D-14
Water & Sewage Group	D-15 - D-17
Window, Vent & Exterior Door Group	D-18 - E-08

CURTAIN, CUSHION & PAD GROUP (CONTINUED)



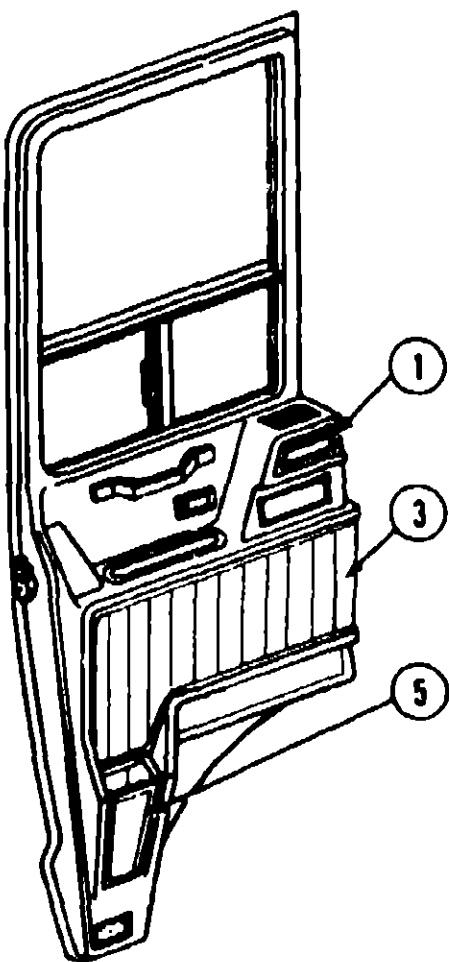
QUEEN BED

Key	Part Number	U/M	Description
1	088176-04-000	EA	Innerspring Mattress
2	081997-05-AF1	EA	Pillow Sham
2	081997-05-AF2	EA	Pillow Sham
2	081997-05-AF3	EA	Pillow Sham
4	092371-03-AF1	EA	Fitted Bedspread - w/Ruffles
4	092371-03-AF2	EA	Fitted Bedspread - w/Ruffles
4	092371-03-AF3	EA	Fitted Bedspread - w/Ruffles
	088273-32-000	YD	Fabric (AF1)
	088273-35-000	YD	Fabric (AF2)
	088273-36-000	YD	Fabric (AF3)

TWIN BED

Key	Part Number	U/M	Description
1	088176-04-000	EA	Mattress - Innerspring - 32" x 74" x 7.75"
2	081997-05-AF1	EA	Pillow Sham
2	081997-05-AF2	EA	Pillow Sham
2	081997-05-AF3	EA	Pillow Sham
4	092371-08-AF1	EA	Bedspread Asm. - Fitted - 33" x 75" - Passenger Side
4	092371-08-AF2	EA	Bedspread Asm. - Fitted - 33" x 75" - Passenger Side
4	092371-08-AF3	EA	Bedspread Asm. - Fitted - 33" x 75" - Passenger Side
4	092371-09-AF1	EA	Bedspread Asm. - Fitted - 33" x 75" - Driver Side
4	092371-09-AF2	EA	Bedspread Asm. - Fitted - 33" x 75" - Driver Side
4	092371-09-AF3	EA	Bedspread Asm. - Fitted - 33" x 75" - Driver Side
	088273-32-000	YD	Fabric (AF1)
	088273-35-000	YD	Fabric (AF2)
	088172-36-000	YD	Fabric (AF3)

CURTAIN, CUSHION & PAD GROUP (CONTINUED)



PADDED INSERTS

Key	Part Number	U/M	Description
1	089104-04-X21	EA	Insert - Upper Door Pad - Driver (AF1)
1	089104-04-AF2	EA	Insert - Upper Door Pad - Driver
1	089104-05-AF3	EA	Insert - Upper Door Pad - Driver
	089104-03-X21	EA	Insert - Upper Door Pad - Passenger (AF1)
	089104-03-AF2	EA	Insert - Upper Door Pad - Passenger
	089104-03-AF3	EA	Insert - Upper Door Pad - Passenger
3	089105-04-X21	EA	Insert - Lower Door Pad - Driver (AF1)
3	089105-04-AF2	EA	Insert - Lower Door Pad - Driver
3	089106-04-AF3	EA	Insert - Lower Door Pad - Driver
	089105-03-X21	EA	Insert - Lower Door Pad - Passenger (AF1)
	089106-03-AF2	EA	Insert - Lower Door Pad - Passenger
	089105-03-AF3	EA	Insert - Lower Door Pad - Passenger
5	089106-04-X21	EA	Insert - Map Pocket - Driver (AF1)
5	089106-04-AF2	EA	Insert - Map Pocket - Driver
5	089106-04-AF3	EA	Insert - Map Pocket - Driver
	089106-03-X21	EA	Insert - Map Pocket - Passenger (AF1)
	089106-03-AF2	EA	Insert - Map Pocket - Passenger
	089106-03-AF3	EA	Insert - Map Pocket - Passenger
	089112-04-X21	EA	Insert - Front Overhead (Sunvisor) - Driver (AF1)
	089112-04-AF2	EA	Insert - Front Overhead (Sunvisor) - Driver
	089112-04-AF3	EA	Insert - Front Overhead (Sunvisor) - Driver
	089112-03-X21	EA	Insert - Front Overhead (Sunvisor) - Passenger (AF1)
	089112-03-AF2	EA	Insert - Front Overhead (Sunvisor) - Passenger
	089112-03-AF3	EA	Insert - Front Overhead (Sunvisor) - Passenger
	089111-02-X21	EA	Insert - Interior Cap - Center (AF1)
	089111-02-AF2	EA	Insert - Interior Cap - Center
	089111-02-AF3	EA	Insert - Interior Cap - Center

1990 ITASCA
TABLE OF CONTENTS

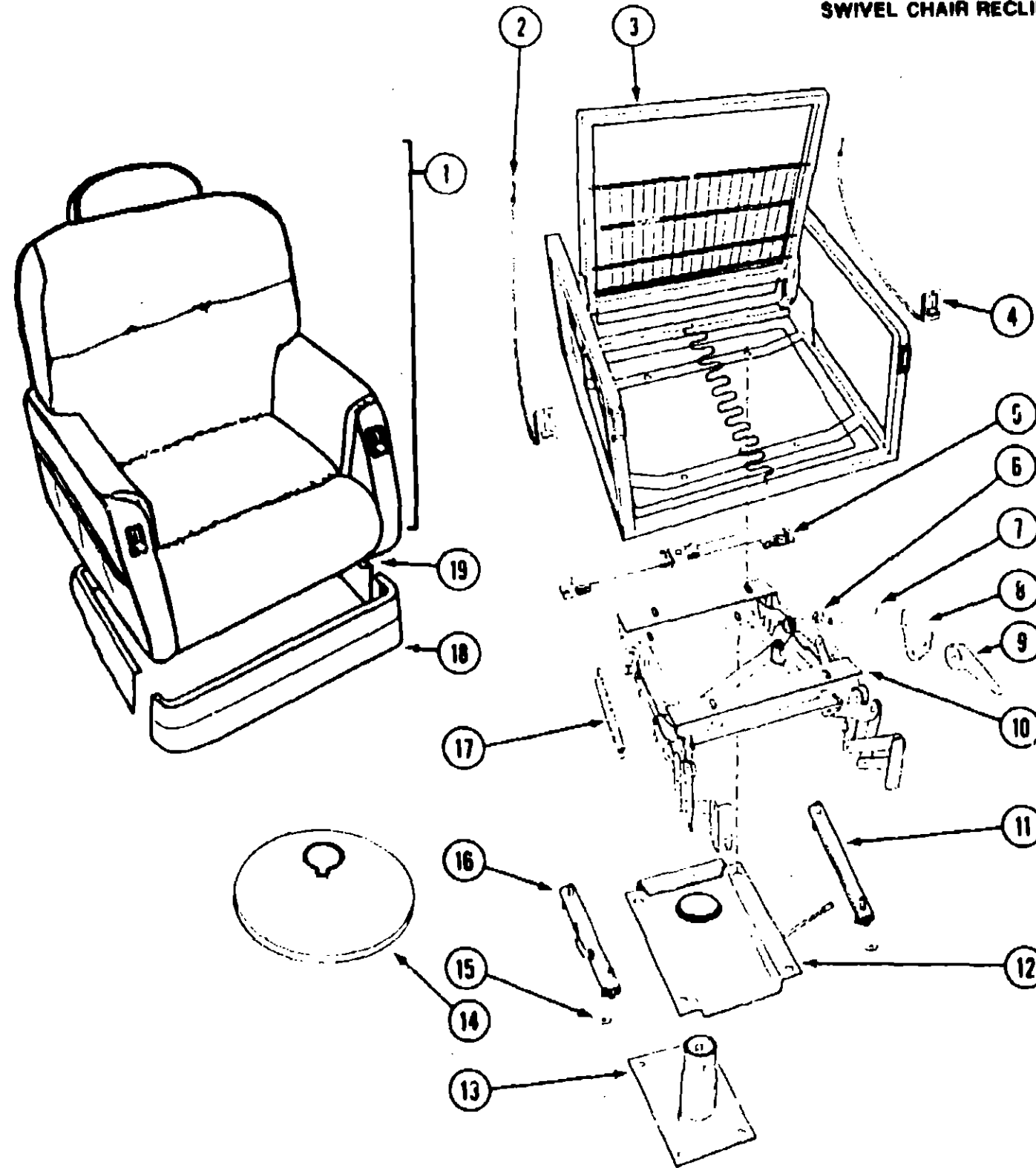
INTRODUCTION	A-01 - A-02
ABBREVIATIONS	A-03
ALPHABETICAL/GROUP REFERENCE	A-04 - A-06
IC/FP32RQ	A-07 - E-08
IC/FP37RQ	E-09 - I-13

1990 IC/FP32RQ INDEX

Floor Plan	A-07 - A-08
Accessories Group	A-09 - A-12
Bath Group	A-13 - A-15
Bedroom Group	A-16 - A-20
Chassis Group	A-21 - B-10
Curtain, Cushion & Pad Group	B-11 - C-01
Dinette Group	C-02 - C-04
Driver's Compartment Group	C-05 - C-09
Electrical Group	C-10 - C-13
Exterior Body Group	C-14 - C-21
Galley Group	C-22 - D-01
Heating & Air Conditioning Group	D-02 - D-04
Interior Finish Group	D-05 - D-06
Labels Group	D-07
LP Group	D-08
Lounge Group	D-09 - D-12
Sealants & Fasteners Group	D-13 - D-14
Water & Sewage Group	D-15 - D-17
Window, Vent & Exterior Deck Group	D-18 - E-08

CURTAIN, CUSHION & PAD GROUP (CONTINUED)

SWIVEL CHAIR RECLINER (WITH FOOT REST)



Key	Part Number	U/M	Description
1	093483-07-AF1	EA	Swivel Chair Asm. - w/Head & Footrest - w/o Skirt
1	093483-07-AF2	EA	Swivel Chair Asm. - w/Head & Footrest - w/o Skirt
1	093483-07-AF3	EA	Swivel Chair Asm. - w/Head & Footrest - w/o Skirt
1	M93483-07-AF1	EA	Cover - Swivel Chair
1	M93483-07-AF2	EA	Cover - Swivel Chair
1	M93483-07-AF3	EA	Cover - Swivel Chair
	097754-01-AF1	EA	Headrest Asm.
	097754-01-AF2	EA	Headrest Asm.
	097754-01-AF3	EA	Headrest Asm.
	M97754-01-AF1	EA	Cover - Headrest
	M97754-01-AF2	EA	Cover - Headrest
	M97754-01-AF3	EA	Cover - Headrest
	089368-11-000	EA	Headrest Frame Bracket
	092313-01-000	EA	Headrest Grommets
2	089368-02-000	EA	Remote Cable Asm. - Recline
3	089368-01-000	EA	Frame Asm.
4	089368-03-000	EA	Remote Cable Asm. - Slide Control
5	007021-01-000	EA	Seat Belt Asm.
6	093484-02-700	EA	Clamp - Torsion Bar
7	093484-02-701	EA	Torsion Bar
8	093484-02-702	EA	Torsion Bar Support
9	093484-02-703	EA	Handle - Footrest
10	093484-01-000	EA	Footrest Recliner Asm.
11	089248-02-000	EA	Seat Slide Asm. w/o Lock
12	093481-03-000	EA	Seat Top Plate
13	093481-01-000	EA	Seat Base
14	093482-01-000	EA	Seat Base Cover
15	007221-01-000	EA	Washer - Coned
16	089248-05-000	EA	Seat Slide Asm. - w/Lock
17	093484-02-704	EA	Spring
18	M94569-01-AF1	SA	Footrest Cover
18	M94569-01-AF2	EA	Footrest Cover
18	M94569-01-AF3	EA	Footrest Cover
19	089032-13-AF1	EA	Skirt Asm.
19	089032-13-AF2	EA	Skirt Asm.
19	089032-13-AF3	EA	Skirt Asm.
	096008-11-000	YD	Chair Fabric (AF1)
	096008-10-000	YD	Chair Fabric (AF2)
	096008-09-000	YD	Chair Fabric (AF3)

1990 ITASCA TABLE OF CONTENTS

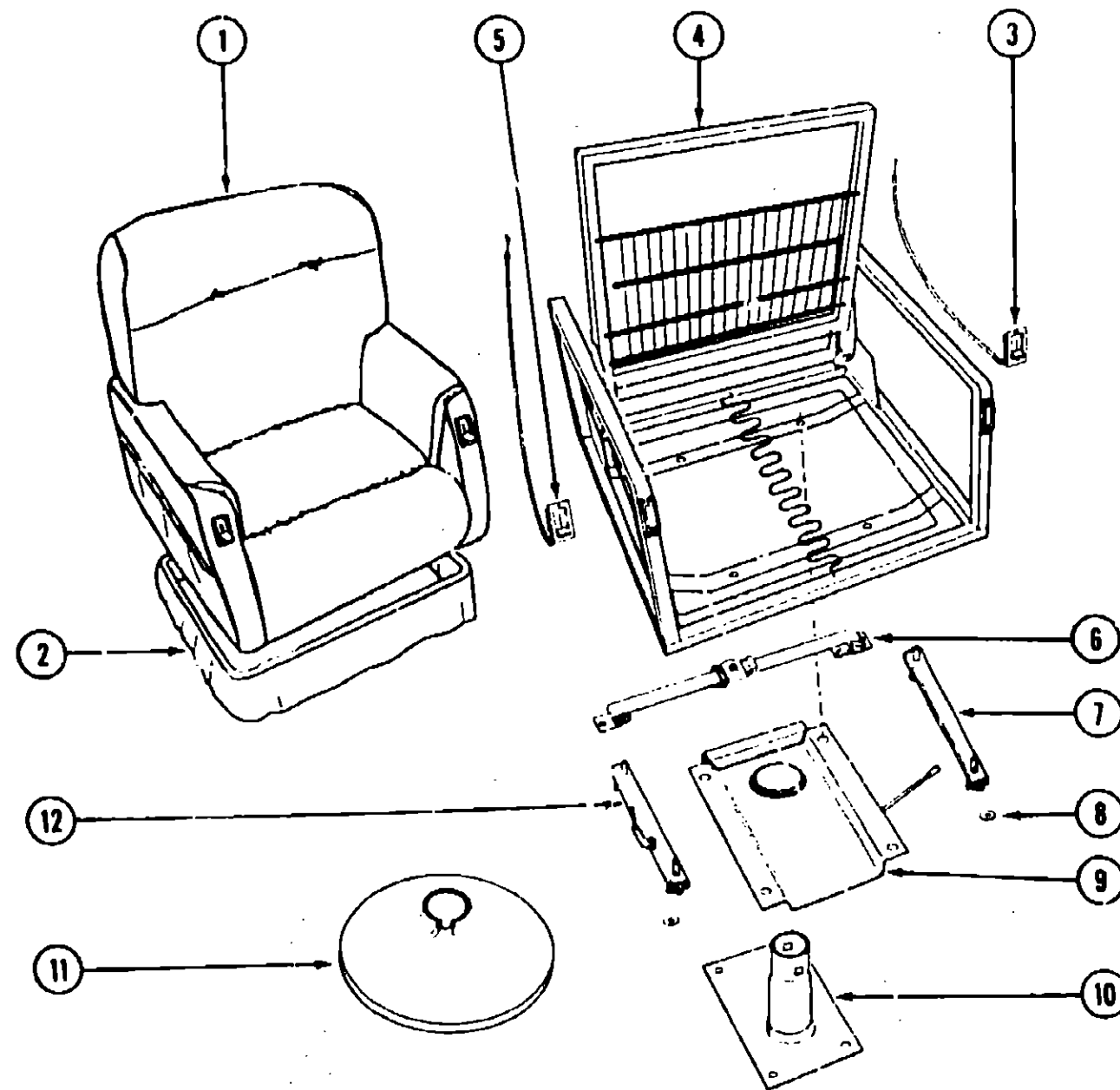
INTRODUCTION	A-01 - A-02
ABBREVIATIONS	A-03
ALPHABETICAL/GROUP REFERENCE	A-04 - A-06
IC/FP32RQ	A-07 - E-08
IC/FP37RQ	E-09 - I-13

1990 IC/FP32RQ INDEX

Floor Plan	A-07 - A-08
Accessories Group	A-09 - A-12
Bath Group	A-13 - A-15
Bedroom Group	A-16 - A-20
Chassis Group	A-21 - B-10
Curtain, Cushion & Pad Group	B-11 - C-01
Dinette Group	C-02 - C-04
Driver's Compartment Group	C-05 - C-09
Electrical Group	C-10 - C-13
Exterior Body Group	C-14 - C-21
Galley Group	C-22 - D-01
Heating & Air Conditioning Group	D-02 - D-04
Interior Finish Group	D-05 - D-08
Labels Group	D-07
LP Group	D-08
Lounge Group	D-09 - D-12
Sealants & Fasteners Group	D-13 - D-14
Water & Sewage Group	D-15 - D-17
Window, Vent & Exterior Door Group	D-18 - E-01

CURTAIN, CUSHION & PAD GROUP (CONTINUED)

SWIVEL CHAIR RECLINER



Key	Part Number	U/M	Description
1	086516-08-AF1	EA	Swivel Chair Asm. - w/o Skirt
1	086516-08-AF2	EA	Swivel Chair Asm. - w/o Skirt
1	086516-08-AF3	EA	Swivel Chair Asm. - w/o Skirt
1	M86516-08-AF1	EA	Cover Asm.
1	M86516-08-AF2	EA	Cover Asm.
1	M86516-08-AF3	EA	Cover Asm.
2	089032-12-AF1	EA	Skirt Asm.
2	089032-12-AF2	EA	Skirt Asm.
2	089032-12-AF3	EA	Skirt Asm.
3	089368-02-000	EA	Cable - Remote Recliner
4	089368-01-000	EA	Frame - Tear Drop Recliner
5	089338-03-000	EA	Cable - Remote Slide
6	007021-01-000	EA	Seat Belt Asm.
7	089248-02-000	EA	Seat Slide Asm. - w/o Lock
8	007221-01-000	EA	Washer - Coned
9	093481-03-000	EA	Seat Top Plate
10	093481-02-000	EA	Seat Base
11	093482-01-000	EA	Seat Base Cover
12	089248-05-000	EA	Seat Slide Asm. w/Lock
	055687-06-000	LB	Film - Cushion - 28" x 18" Bags
	096008-11-000	YD	Chair Fabric (AF1)
	096008-10-000	YD	Chair Fabric (AF2)
	096008-09-000	YD	Chair Fabric (AF3)

1990 ITASCA TABLE OF CONTENTS

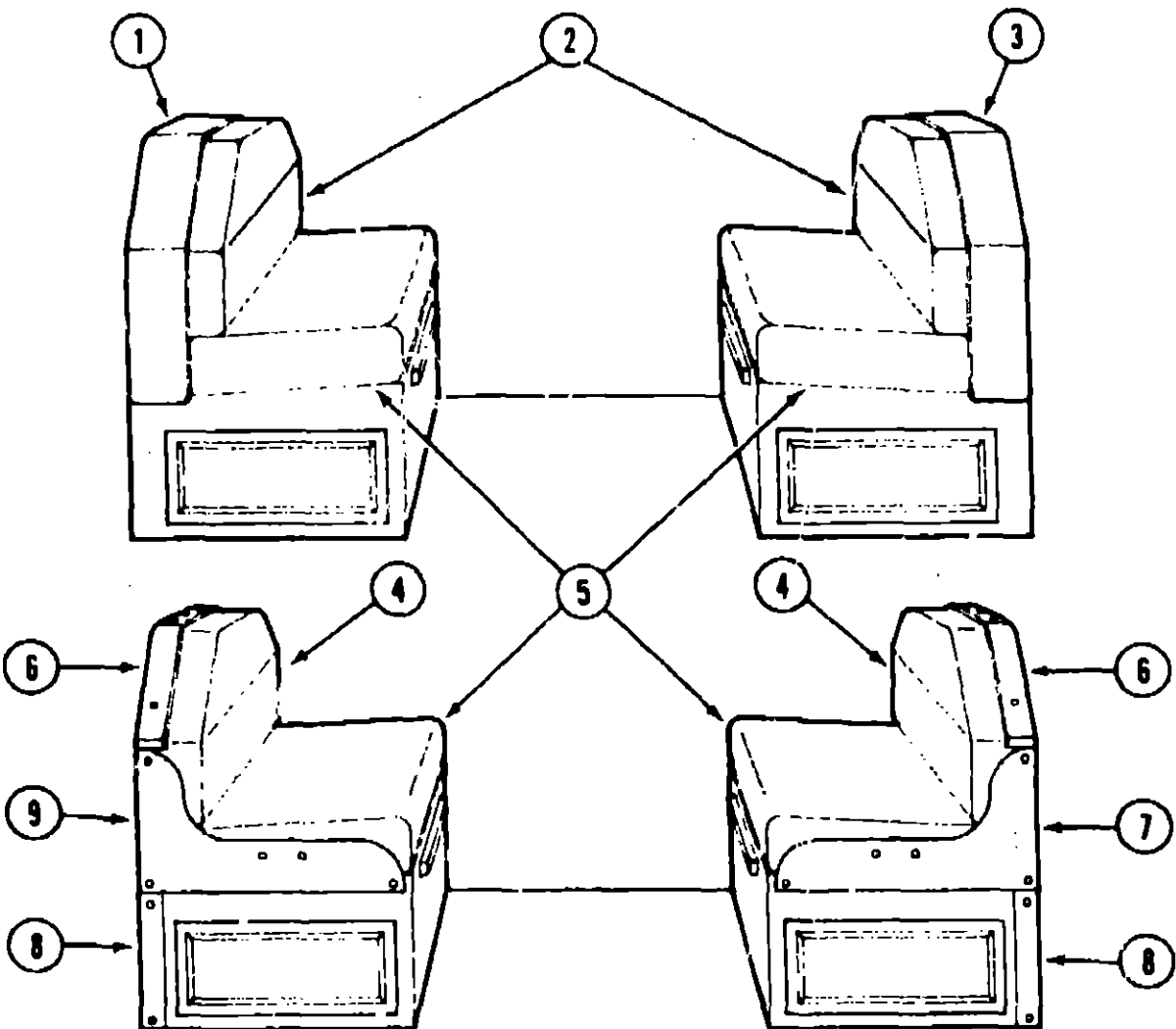
INTRODUCTION	A-01 - A-02
ABBREVIATIONS	A-03
ALPHABETICAL/GROUP REFERENCE	A-04 - A-06
IC/FP32RQ	A-07 - E-08
IC/FP37RQ	E-09 - I-13

1990 IC/FP32RQ INDEX

Floor Plan	A-07 - A-08
Accessories Group	A-09 - A-12
Bath Group	A-13 - A-15
Bedroom Group	A-16 - A-20
Chassis Group	A-21 - B-10
Curtain, Cushion & Pad Group	B-11 - C-01
Dinette Group	C-02 - C-04
Driver's Compartment Group	C-05 - C-09
Electrical Group	C-10 - C-13
Exterior Body Group	C-14 - C-21
Galley Group	C-22 - D-01
Heating & Air Conditioning Group	D-02 - D-04
Interior Finish Group	D-05 - D-06
Labels Group	D-07
LP Group	D-08
Lounge Group	D-09 - D-12
Sealants & Fasteners Group	D-13 - D-14
Water & Sewage Group	D-15 - D-17
Window, Vent & Exterior Door Group	E-09 - E-08

CURTAIN, CUSHION & PAD GROUP (CONTINUED)

DINETTE



Key	Part Number	U/M	Description
1	081519-02-X21	EA	Pad Asm. - Dinette (AF1)
1	081519-02-AE7	EA	Pad Asm. - Dinette (AF2)
1	081519-02-AF3	EA	Pad Asm. - Dinette
2	088927-45-AF1	EA	Cushion Asm. - Dinette - Seat Back
2	088927-45-AF2	EA	Cushion Asm. - Dinette - Seat Back
2	088927-45-AF3	EA	Cushion Asm. - Dinette - Seat Back
2	M88927-45-AF1	EA	Cover Asm. - Dinette Cushion - Seat Back
2	M88927-45-AF2	EA	Cover Asm. - Dinette Cushion - Seat Back
2	M88927-45-AF3	EA	Cover Asm. - Dinette Cushion - Seat Back
3	081519-01-X21	EA	Pad Asm. - Dinette (AF1)
3	081519-01-AE7	EA	Pad Asm. - Dinette (AF2)
3	081519-01-AF3	EA	Pad Asm. - Dinette
4	088927-61-AF1	EA	Cushion Asm. - Dinette - Seat Back
4	088927-61-AF2	EA	Cushion Asm. - Dinette - Seat Back
4	088927-61-AF3	EA	Cushion Asm. - Dinette - Seat Back
4	M88927-61-AF1	EA	Cover Asm. - Dinette Cushion - Seat Back
4	M88927-61-AF2	EA	Cover Asm. - Dinette Cushion - Seat Back
4	M88926-62-AF3	EA	Cover Asm. - Dinette Cushion - Seat Back
5	088927-46-AF1	EA	Cushion Asm. - Dinette - Seat
5	088927-46-AF2	EA	Cushion Asm. - Dinette - Seat
5	088927-46-AF3	EA	Cushion Asm. - Dinette - Seat
5	M88927-46-AF1	EA	Cover Asm. - Dinette Cushion - Seat
5	M88927-46-AF2	EA	Cover Asm. - Dinette Cushion - Seat
5	M88927-46-AF3	EA	Cover Asm. - Dinette Cushion - Seat
6	098454-01-AF1	EA	Pad Asm. - Dinette (From: 07-17-89 Thru: 08-21-89)
6	098454-01-AF2	EA	Pad Asm. - Dinette (From: 07-17-89 Thru: 08-21-89)
6	098454-01-AF3	EA	Pad Asm. - Dinette (From: 07-17-89 Thru: 08-21-89)
6	098454-02-AF1	EA	Pad Asm. - Dinette (From: 08-22-89 Thru: 99-99-99)
6	098454-02-AF2	EA	Pad Asm. - Dinette (From: 08-22-89 Thru: 99-99-99)
6	098454-02-AF3	EA	Pad Asm. - Dinette (From: 08-22-89 Thru: 99-99-99)
7	098432-02-AF1	EA	Arm Pad - Right Side
7	098432-02-AF2	EA	Arm Pad - Right Side
7	098432-02-AF3	EA	Arm Pad - Right Side
8	098433-01-AF1	EA	Pad Asm. - Dinette
8	098433-01-AF2	EA	Pad Asm. - Dinette
8	098433-01-AF3	EA	Pad Asm. - Dinette
9	098432-01-AF1	EA	Arm Pad - Left Side
9	098432-01-AF2	EA	Arm Pad - Left Side
9	098432-01-AF3	EA	Arm Pad - Left Side
	070578-01-AF1	EA	Button - Screw Stud - #30
	070578-01-AE5	EA	Button - Screw Stud - #30 (AF2)
	070578-01-AF3	EA	Button - Screw Stud - #30
	098008-12-000	YD	Dinette Main Fabric (AF1)
	098008-27-000	YD	Dinette Main Fabric (AF2)
	098008-28-000	YD	Dinette Main Fabric (AF3)
	098008-10-000	YD	Dinette Fabric - Plain Accent (AF1)
	098008-30-000	YD	Dinette Fabric - Plain Accent (AF2)
	098008-31-000	YD	Dinette Fabric - Plain Accent (AF3)

1990 ITASCA
TABLE OF CONTENTS

INTRODUCTION	A-01 - A-02
ABBREVIATIONS	A-03
ALPHABETICAL/GROUP REFERENCE	A-04 - A-08
IC/FP32RQ	A-07 - E-08
IC/FP37RQ	E-09 - I-13

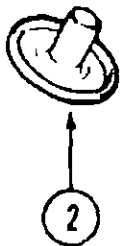
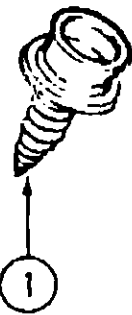
1990 IC/FP32RQ INDEX

Floor Plan	A-07 - A-08
Accessories Group	A-09 - A-12
Bath Group	A-13 - A-15
Bedroom Group	A-16 - A-20
Chassis Group	A-21 - B-10
Curtain, Cushion & Pad Group	B-11 - C-01
Dinette Group	C-02 - C-04
Driver's Compartment Group	C-05 - C-09
Electrical Group	C-10 - C-13
Exterior Body Group	C-14 - C-21
Galley Group	C-22 - D-01
Heating & Air Conditioning Group	D-02 - D-04
Interior Finish Group	D-05 - D-08
Labels Group	D-07
LP Group	D-08
Lounge Group	D-09 - D-12
Sealants & Fasteners Group	D-13 - D-14
Water & Sewage Group	D-15 - D-17
Window, Vent & Exterior Door Group	D-18 - E-08

CURTAIN, CUSHION & PAD GROUP (CONTINUED)

FRONT CURTAINS & ACCESSORIES

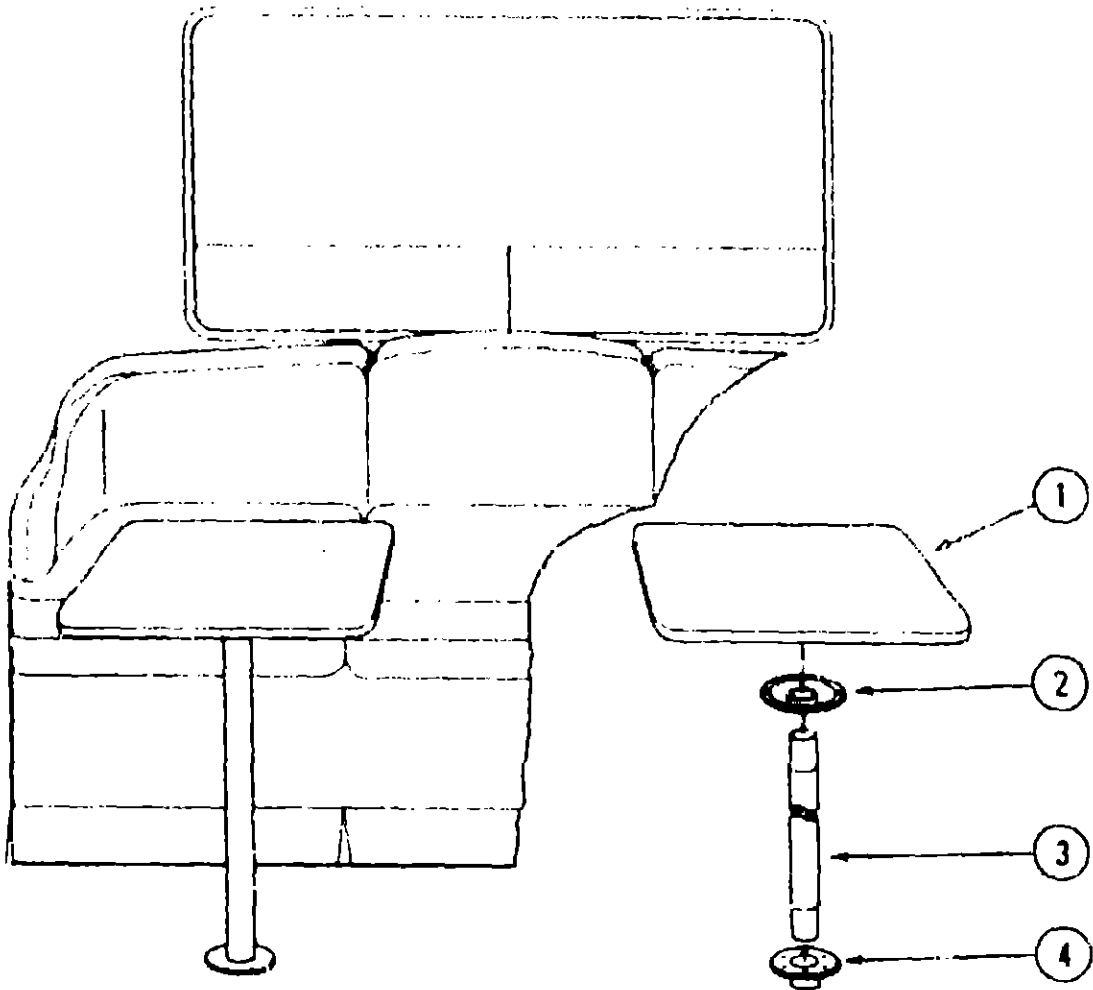
Key	Part Number	U/M	Description
	073260-40-AF1	EA	Tieback - 10" x 18"
	073260-40-AE2	EA	Tieback - 10" x 18" (AF2)
	073260-40-AE6	EA	Tieback - 10" x 18" (AF3)
	093487-03-000	EA	Curtain Front Wraparound - Passenger - 34" x 102" From: 00-00-00 Thru: 01-01-90
	093487-04-000	EA	Curtain Front Wraparound - Driver - 34" x 102" - From: 00-00-00 Thru: 01-01-90
	097994-01-AF1	EA	Curtain Front Wraparound - Driver or Passenger Side - 36" x 78" (AF3) From: 01-02-90 Thru: 99-99-99
	097994-01-AF2	EA	Curtain Front Wraparound - Driver or Passenger Side - 36" x 78" From: 01-02-90 Thru: 99-99-99
	097625-01-000	EA	Drapery Hook
	094083-02-01A	EA	Front Wraparound Track - Driver Side (Off White)
	094083-01-01A	EA	Front Wraparound Track - Passenger Side (Off White)
	009701-01-000	EA	Roller Carrier - Wraparound Curtain
	009702-01-000	EA	End Stop - Roller Carrier
	088792-01-000	EA	Velcro - 5/8" Hook - Non-Adhesive
	088792-02-000	EA	Velcro - 3/4" Loop - Adhesive
	072333-70-000	YD	Curtain Fabric (AF1, AF3)
	072333-71-000	YD	Curtain Fabric (AF2)
	087272-01-000	YD	Drapery Lining



MISCELLANEOUS

Key	Part Number	U/M	Description
1	029130-01-000	EA	Socket - Snap Fastener - 7 x 5/8"
2	029155-01-000	EA	Cap - Snap
3	029156-01-000	EA	Socket - Snap Fastener
4	029092-01-000	EA	Stud - Nickel Finish
5	029093-01-000	EA	Eyelet - Nickel Finish
	079545-01-000	EA	Root - Steering Column
	029094-03-000	YD	Velcro Tape - Hook - 1" - Black
	029096-03-000	YD	Velcro Tape - Hook - 1" - Black

DINETTE GROUP



DINETTE TABLE

Key	Part Number	U/M	Description
1	081298-01-X11	EA	Table Asm - Dinette - w/o Hardware
2	009040-03-000	EA	Raised Table Base (Table Mounted)
3	009040-06-000	EA	Pedestal - Table Leg - 27.5" x 2.25" OD - Tan
	000G67-10-16E	EA	Screw - 10-12 x 1 PPH - ZN
4	041194-01-000	EA	Flush Table Base - (Floor Mounted)
	062046-01-000	EA	Pedestal Leg Clip
	076840-01-000	EA	Bungee Cord - 24"
	077958-01-000	EA	Nylon Retainer - .5" x 1.6"

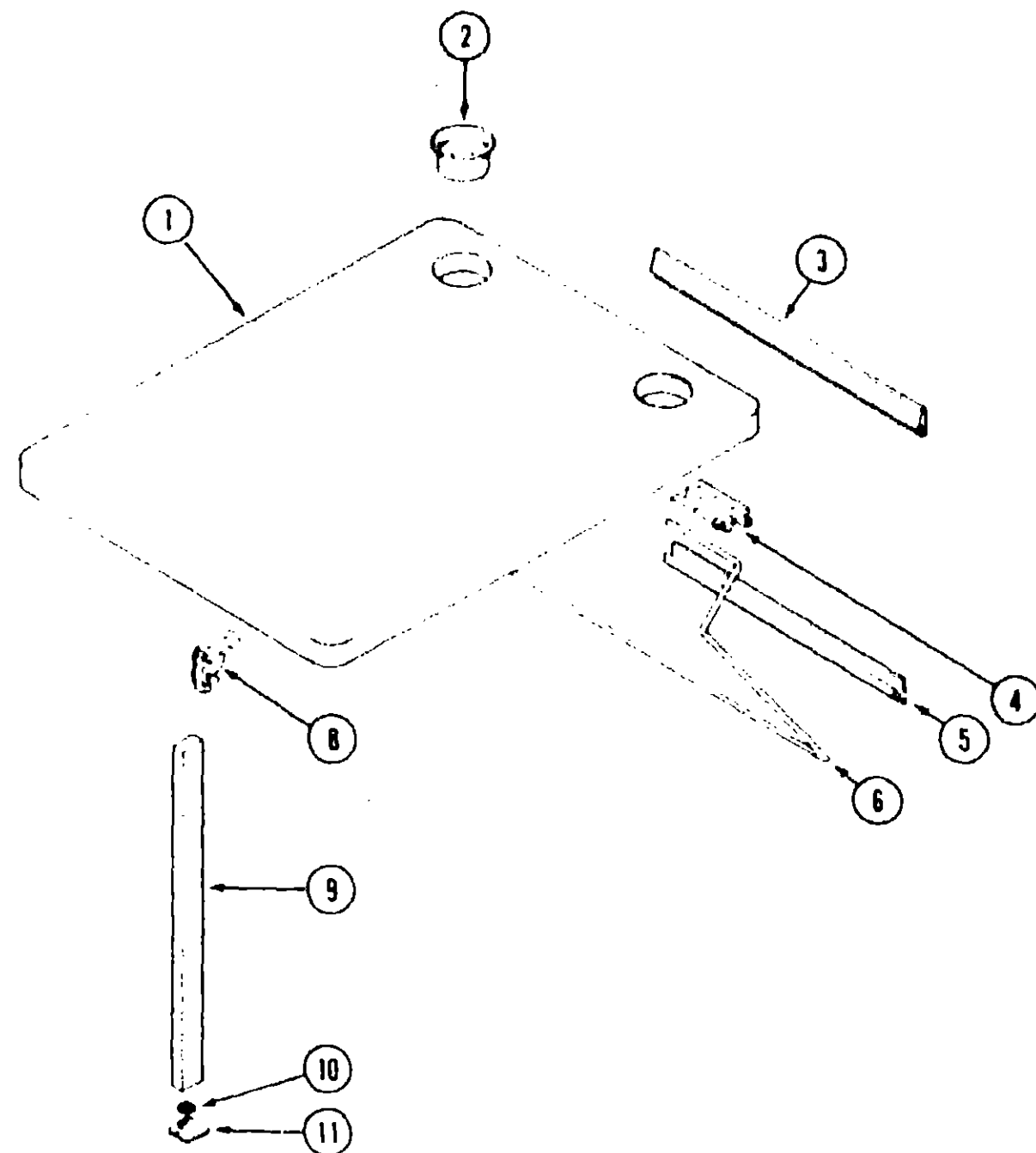
1990 ITASCA
TABLE OF CONTENTS

INTRODUCTION	A-01 - A-02
ABBREVIATIONS	A-03
ALPHABETICAL/GROUP REFERENCE	A-04 - A-06
IC/FP32RQ	A-07 - E-08
IC/FP37RQ	E-09 - I-13

1990 IC/FP32RQ INDEX

Floor Plan	A-07 - A-08
Accessories Group	A-09 - A-12
Bath Group	A-13 - A-15
Bedroom Group	A-16 - A-20
Chassis Group	A-21 - B-10
Curtain, Cushion & Pad Group	B-11 - C-01
Dinette Group	C-02 - C-04
Driver's Compartment Group	C-05 - C-09
Electrical Group	C-10 - C-13
Exterior Body Group	C-14 - C-21
Galley Group	C-22 - D-01
Heating & Air Conditioning Group	D-02 - D-04
Interior Finish Group	D-05 - D-06
Labels Group	D-07
LP Group	D-08
Lounge Group	D-09 - D-12
Sealants & Fasteners Group	D-13 - D-14
Water & Sewage Group	D-15 - D-17
Window, Vent & Exterior Door Group	D-18 - E-08

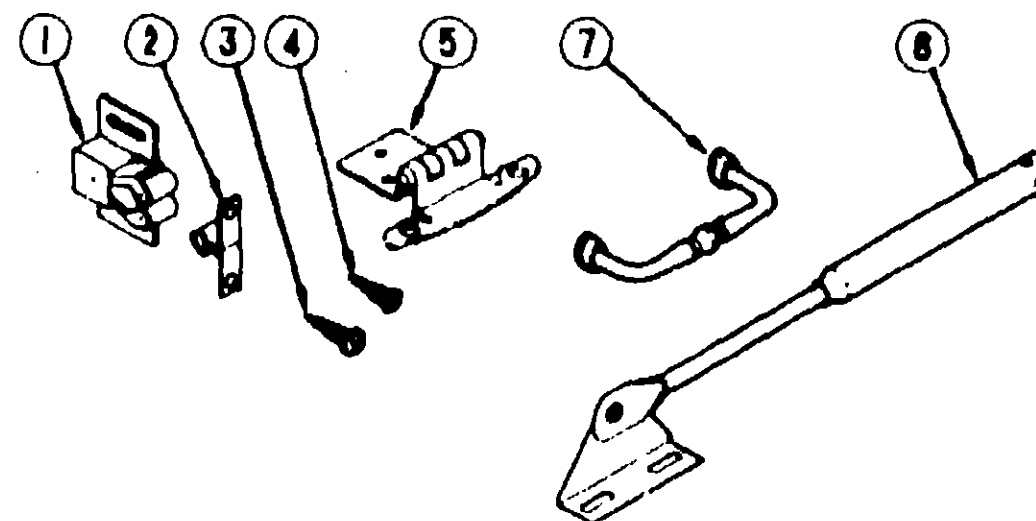
DINETTE GROUP (CONTINUED)



DINETTE TABLE (OPTION)

Key	Part Number	U/M	Description
1	M03475-01-AF1	EA	Table Top - Dinette - w/o Edge Band
	004354-01-000	EA	Bumper - 1/8" x 1/2" - Brown
	076325-28-000	EA	Molding - Edge Band
2	064781-05-000	EA	Cup Holder - Beige
3	053200-05-000	EA	Bracket - Upper Wall Mount - 23.5" - Beige
4	088410-01-000	EA	Bracket - Table Mount - 23" - Beige
5	024281-07-000	EA	Bracket - Lower Wall Mount - 22.12" - Beige
6	024275-05-000	EA	Rod - Table Lift - 8" x 23.5" - Beige
8	093550-01-000	EA	Bracket - Table Leg - Folding
9	092707-01-02A	EA	Table Leg - Driftwood
10	092593-01-04A	EA	Catch - Table Leg - Tan
11	049493-11-700	EA	Floor Catch - Table Leg - Beige
	000G11-10-12R	EA	Screw - 10 - 16 x 3/4" PPH - Beige

DINETTE GROUP (CONTINUED)



CABINET HARDWARE (DOORS & CABINETS)

Key	Part Number	U/M	Description
1	093586-03-000	EA	Roller Catch
2	093586-04-000	EA	Steel Strike
3	000G68-06-10E	EA	Screw - #6 - 17 x .625" POH - Chrome - Hinge to Cabinet
4	000G13-06-10E	EA	Screw - #6 - 20 x .625" PFH - Chrome - Hinge to Door
5	059777-02-000	EA	Hinge - Chrome (Doors)
7	091950-01-000	EA	Pull Handle
8	074493-02-000	EA	Door Support

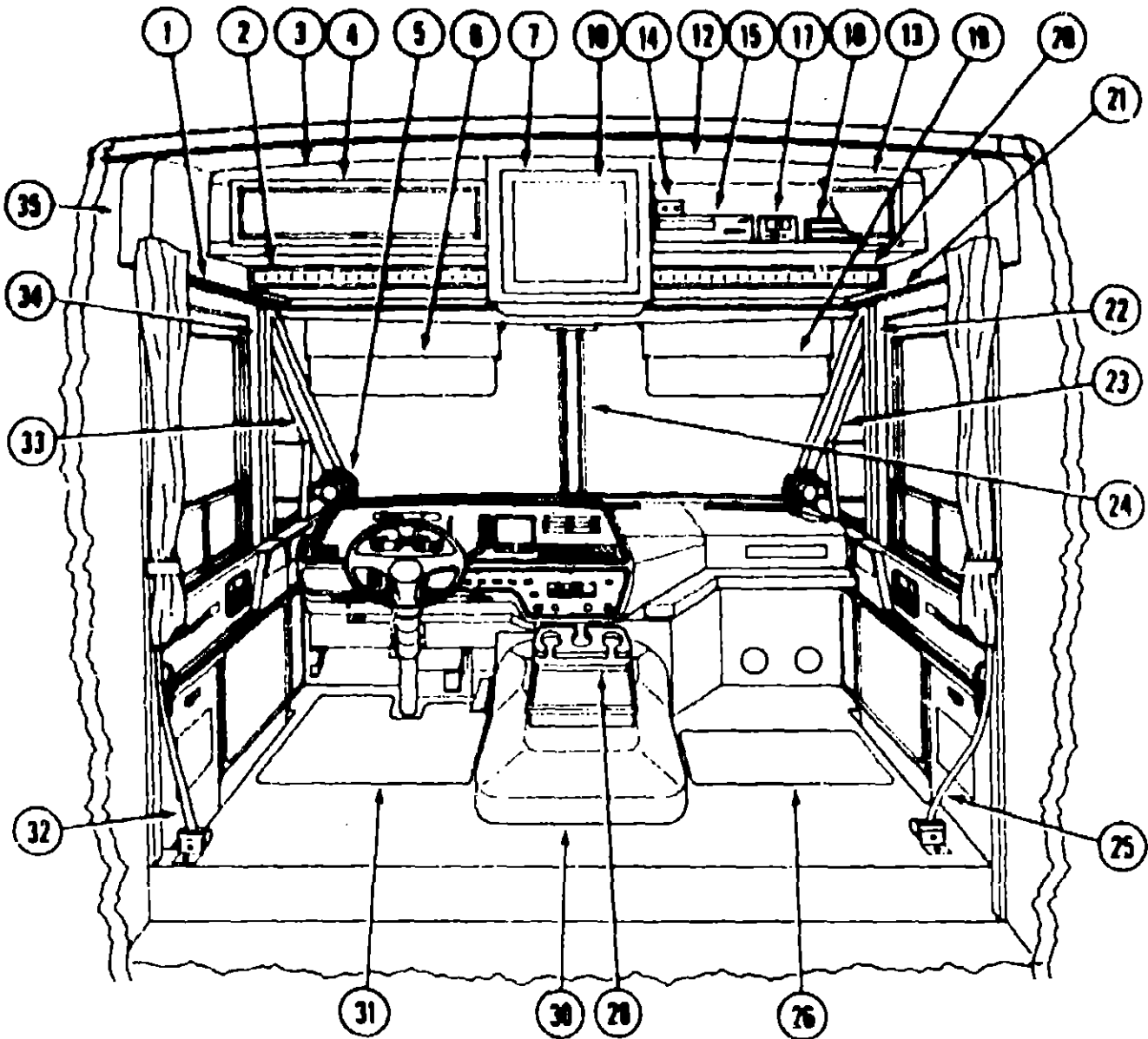
1990 ITASCA TABLE OF CONTENTS

INTRODUCTION	A-01 - A-02
ABBREVIATIONS	A-03
ALPHABETICAL/GROUP REFERENCE	A-04 - A-06
IC/FP32RQ	A-07 - E-08
IC/FP37RQ	E-09 - I-13

1990 IC/FP32RQ INDEX

Floor Plan	A-07 - A-08
Accessories Group	A-09 - A-12
Bath Group	A-13 - A-15
Bedroom Group	A-16 - A-20
Chassis Group	A-21 - B-10
Curtain, Cushion & Pad Group	B-11 - C-01
Dinette Group	C-02 - C-04
Driver's Compartment Group	C-05 - C-09
Electrical Group	C-10 - C-13
Exterior Body Group	C-14 - C-21
Galley Group	C-22 - D-01
Heating & Air Conditioning Group	D-02 - D-04
Interior Finish Group	D-05 - D-06
Labels Group	D-07
LP Group	D-08
Lounge Group	D-09 - D-12
Sealants & Fasteners Group	D-13 - D-14
Water & Sewage Group	D-15 - D-17
Window, Vent & Exterior Door Group	D-18 - E-08

DRIVER'S COMPARTMENT GROUP
DRIVER'S COMPARTMENT COMPONENTS



Key	Part Number	U/M	Description
1	088043-02-01A	EA	Front Wraparound Track - Driver Side
2	088112-04-X21	EA	Pad Insert - Driver Side (AF1)
2	088112-04-AF2	EA	Pad Insert - Driver Side
2	088112-04-AF3	EA	Pad Insert - Driver Side
3	M04008-42-AF1	EA	Cabinet Asm. - Front Overhead (Drivers Side)
4	M88304-48-Y21	EA	Door Asm. - Front Overhead (Drivers Side)
5	038420-02-000	EA	Defroster Fan - 6" Dia. - 2 Speed - Driver or Passenger Side
6	082286-04-Y81	EA	Sunvisor Asm. - Driver Side
7	088714-01-W13	EA	Cabinet Asm. - Front Overhead TV (Used til 10-01-89)
7	088873-01-AC1	EA	Cabinet Asm. - Front overhead TV (Used from 10-02-89)
	088045-01-W38	EA	Pad - Bottom - TV Cabinet
10	088447-01-000	EA	Color TV - 13" - w/Remote - Magnavox RX4029WA (US)
10	088447-02-000	EA	Color TV - 13" - w/Remote - Magnavox XK4029CH (CSA)
	088447-01-700	EA	TV Remote (For Magnavox RX4029WA, XK4029CH)
	088725-01-000	EA	Shelf Asm. - TV
	088717-02-000	EA	Tiedown Asm. - TV
	085774-01-000	EA	Velcro - 1" Wide - Loop
	085774-02-000	EA	Velcro - 1" Wide - Hook
12	M04008-40-AF1	EA	Cabinet Asm. - Front overhead (Passenger Side)
13	M88304-03-AF1	EA	Door Asm. - Front Overhead (Passenger Side)
14	058708-02-000	EA	Duplex Receptacle
15	088446-03-000	EA	VCR - VHS - Cable Ready - w/Remote
	088446-03-700	EA	Remote - VCR
17	099048-01-000	EA	Inverter - 100 Watt
18	088757-03-000	EA	Control Center - Switch - Xantech
19	082286-03-U16	EA	Sunvisor Asm. - Passenger Side (Used till 09-10-89)
19	082286-07-AF1	EA	Sunvisor Asm. - Passenger Side (Used from: 09-11-89)
20	088112-03-X21	EA	Pad Insert - Passenger Side (AF1)
20	088112-03-AF2	EA	Pad Insert - Passenger Side
20	088112-03-AF3	EA	Pad Insert - Passenger Side
21	088043-01-01A	EA	Front Wraparound Track - Passenger Side
22	077113-03-000	EA	Trim Panel - Passenger Side
23	077112-03-000	EA	Trim Panel - Passenger Side
24	077114-02-000	EA	Trim Panel - Center
25	091990-01-01A	EA	Seat Belt Asm.
26	081072-02-000	EA	Floor Mat - "Itasca"
28	077431-04-000	EA	Beverage Tray (Used till 08-14-89)
28	088845-01-AB6	EA	Beverage Tray (From 08-15-89 Thru: 09-24-89)
28	088824-01-AC1	EA	Beverage Tray (Used from 09-25-89)
30	087552-01-000	EA	Motor Cover
31	081074-02-000	EA	Floor Mat - "Itasca"
32	091990-01-01A	EA	Seat Belt Asm.
33	077112-04-000	EA	Trim Panel - Driver Side
34	077113-04-000	EA	Trim Panel - Driver Side
35	077108-04-000	EA	Roof Panel

Key	Part Number	U/M	Description
	080752-15-000	EA	Steering Wheel - Custom
	080752-08-000	EA	Adapter Hub
	080752-07-000	EA	Horn Button - w/Wire
	080752-08-000	EA	Screw - Custom Steering Wheel
	080752-17-000	EA	Steering Wheel - Custom - w/2 Horn Buttons

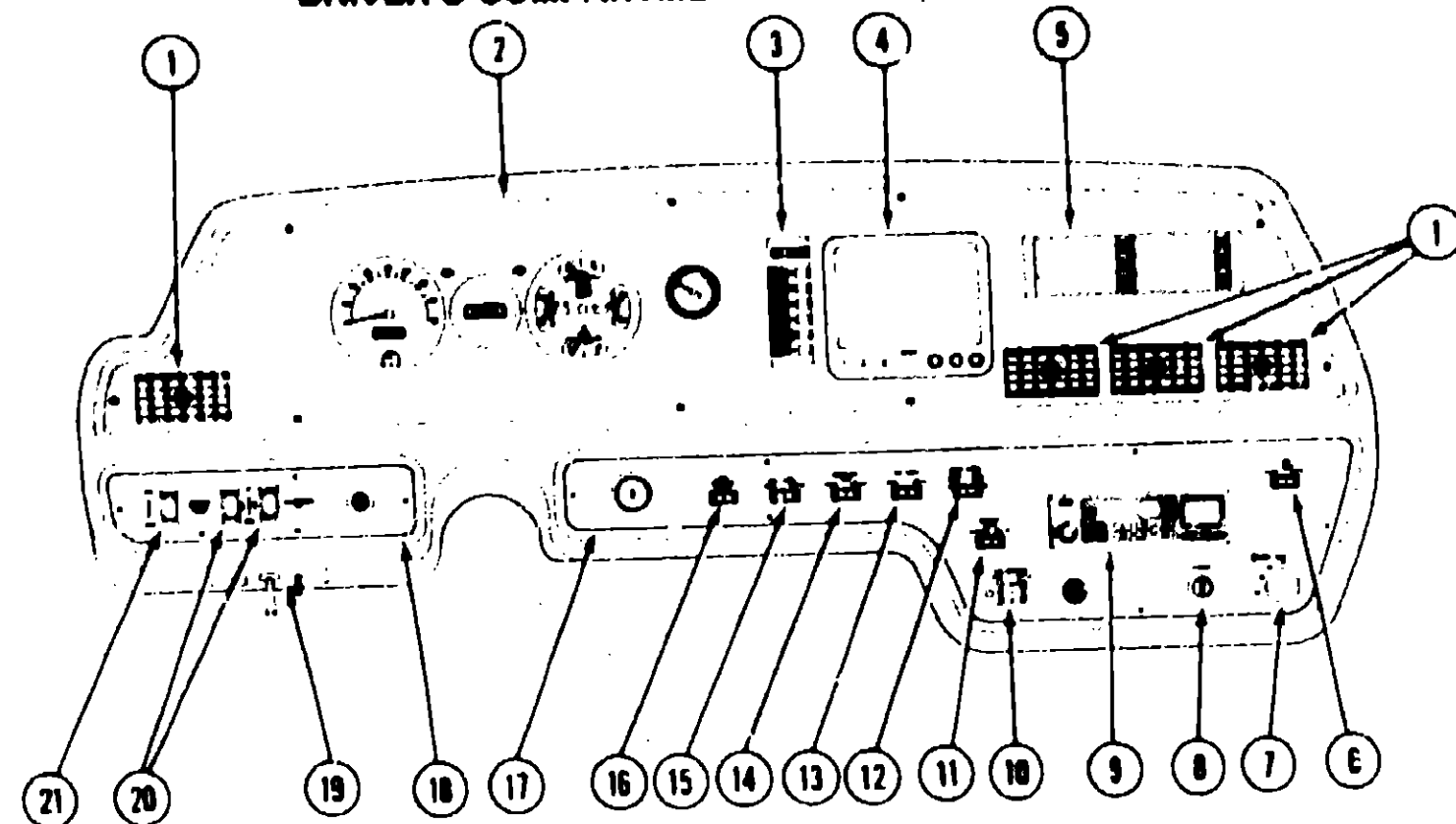
1990 ITASCA
TABLE OF CONTENTS

INTRODUCTION	A-01 - A-02
ABBREVIATIONS	A-03
ALPHABETICAL/GROUP REFERENCE	A-04 - A-06
IC/FP32RC	A-07 - E-08
IC/FP37RC	E-09 - I-13

1990 IC/FP32RC INDEX

Floor Plan	A-07 - A-08
Accessories Group	A-09 - A-12
Bath Group	A-13 - A-15
Bedroom Group	A-16 - A-20
Chassis Group	A-21 - B-10
Curtain, Cushion & Pad Group	B-11 - C-01
Dinette Group	C-02 - C-04
Driver's Compartment Group	C-05 - C-09
Electrical Group	C-10 - C-13
Exterior Body Group	C-14 - C-21
Galley Group	C-22 - D-01
Heating & Air Conditioning Group	D-02 - D-04
Interior Finish Group	D-05 - D-06
Labels Group	D-07
LP Group	D-08
Lounge Group	D-09 - D-12
Sealants & Fasteners Group	D-13 - D-14
Water & Sewage Group	D-15 - D-17
Window, Vent & Exterior Door Group	D-18 - E-08

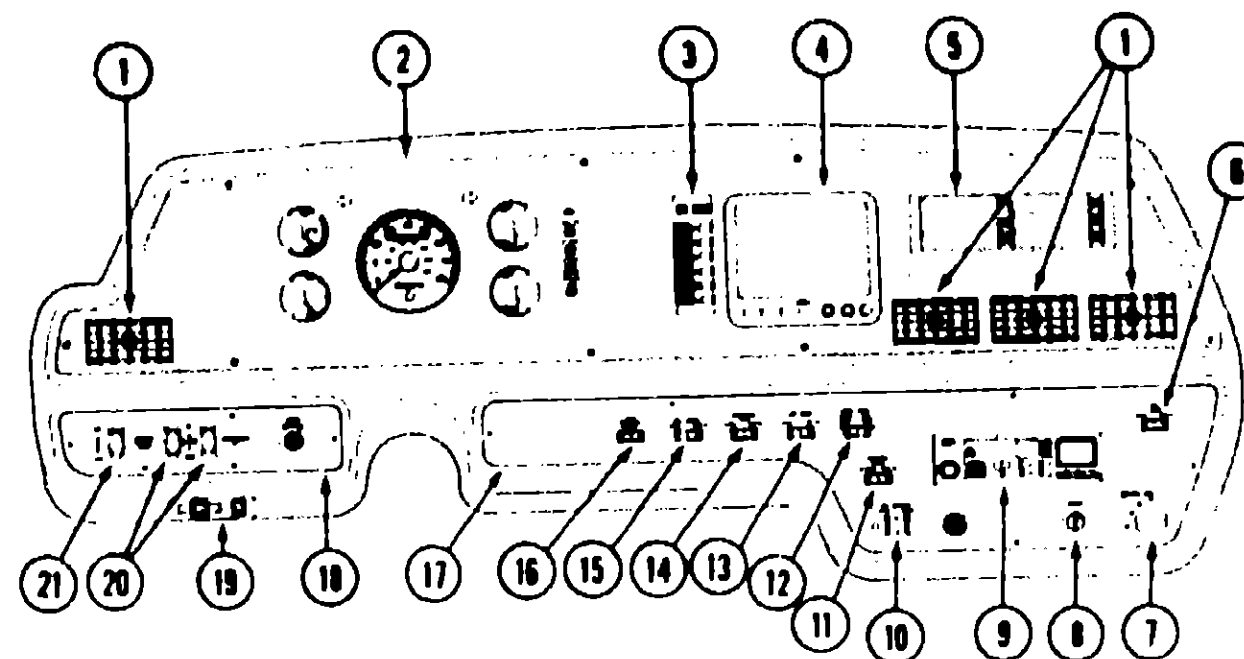
DRIVER'S COMPARTMENT GROUP (CONTINUED)



INSTRUMENT CLUSTER (1990 CHEVROLET CHASSIS)

Key	Part Number	U/M	Description
1	076783-02-000	EA	Louver Asm. - Air Conditioner - Adjustable Vent
	024480-04-000	EA	Vacuum Gauge
2	096286-02-000	EA	Bezel - Instrument Panel
	024459-04-000	EA	Voltmeter Gauge
	031035-01-000	EA	Generator Hourmeter
3	072341-01-710	EA	Heater/Air Conditioner Controls
	091902-04-700	EA	Decal - Only - F/Control Head
4		EA	Rear View Monitor
5	096776-01-000	EA	Audio Cassette Storage
6	097372-01-01A	EA	Map Light Switch
7	087202-02-000	EA	Rear Auto Heater Switch - w/o Knob
	090977-01-000	EA	Knob - Rear Auto Heater Switch
8	089294-01-000	EA	Cigarette Lighter
9	097459-01-000	EA	Radio - AM/FM Cassette - Audiovox IM-DXA
10	086272-02-000	EA	Auxiliary Battery Disconnect Switch
	081087-01-000	EA	Indicator Light Asm.
11	097372-05-01A	EA	Battery Mode Switch
12	097372-08-01A	EA	Radio - Battery Selection Switch
13	097372-01-01A	EA	Air Horn Switch
14	097372-03-01A	EA	Auxiliary Defroster Fan Switch
15	097372-01-01A	EA	Fog Lamp Switch
16	097372-07-01A	EA	ICC Courtesy Blink Switch
17	076217-18-000	EA	Bezel - Instrument Panel
18	076218-08-000	EA	Bezel - Instrument Panel
19	051057-04-000	EA	Spotlight Switch
20	097372-04-01A	EA	Level Switch - Air Ride - Left or Right
21	097372-08-01A	EA	Air Ride Mode Switch

DRIVER'S COMPARTMENT GROUP (CONTINUED)



INSTRUMENT CLUSTER (FORD CHASSIS)

Key	Part Number	U/M	Description
1	076783-02-000	EA	Louver Asm. - Air Conditioner - Adjustable Vent
	024480-04-000	EA	Vacuum Gauge
2	096286-04-000	EA	Bezel - Instrument Panel
	024459-04-000	EA	Voltmeter Gauge
	031035-01-000	EA	Generator Hourmeter
3	072341-01-710	EA	Heater/Air Conditioner Control
	091902-04-700	EA	Decal - Only - F/Control Head
4		EA	Rear View Monitor
5	096776-01-000	EA	Audio Cassette Storage
6	097372-01-01A	EA	Map Light Switch
7	087202-02-000	EA	Rear Auto Heater Switch - w/o Knob
	090977-01-000	EA	Knob - Rear Auto Heater Switch
8	089294-01-000	EA	Cigarette Lighter
9	097459-01-000	EA	Radio - AM/FM Cassette - Audiovox IM-DXA
10	086272-02-000	EA	Auxiliary Battery Disconnect Switch
	081087-01-000	EA	Indicator Light Asm.
11	097372-05-01A	EA	Battery Mode Switch
12	097372-08-01A	EA	Radio - Battery Selection Switch
13	097372-01-01A	EA	Air Horn Switch
14	097372-03-01A	EA	Auxiliary Defroster Fan Switch
15	097372-01-01A	EA	Fog Lamp Switch
16	097372-07-01A	EA	ICC Courtesy Blink Switch
17	076217-20-000	EA	Bezel - Instrument Panel
18	098358-02-02A	EA	Bezel - Instrument Panel
19	051057-04-000	EA	Spotlight Switch
20	097372-04-01A	EA	Level Switch - Air Ride - Left or Right
21	097372-08-01A	EA	Air Ride Mode Switch

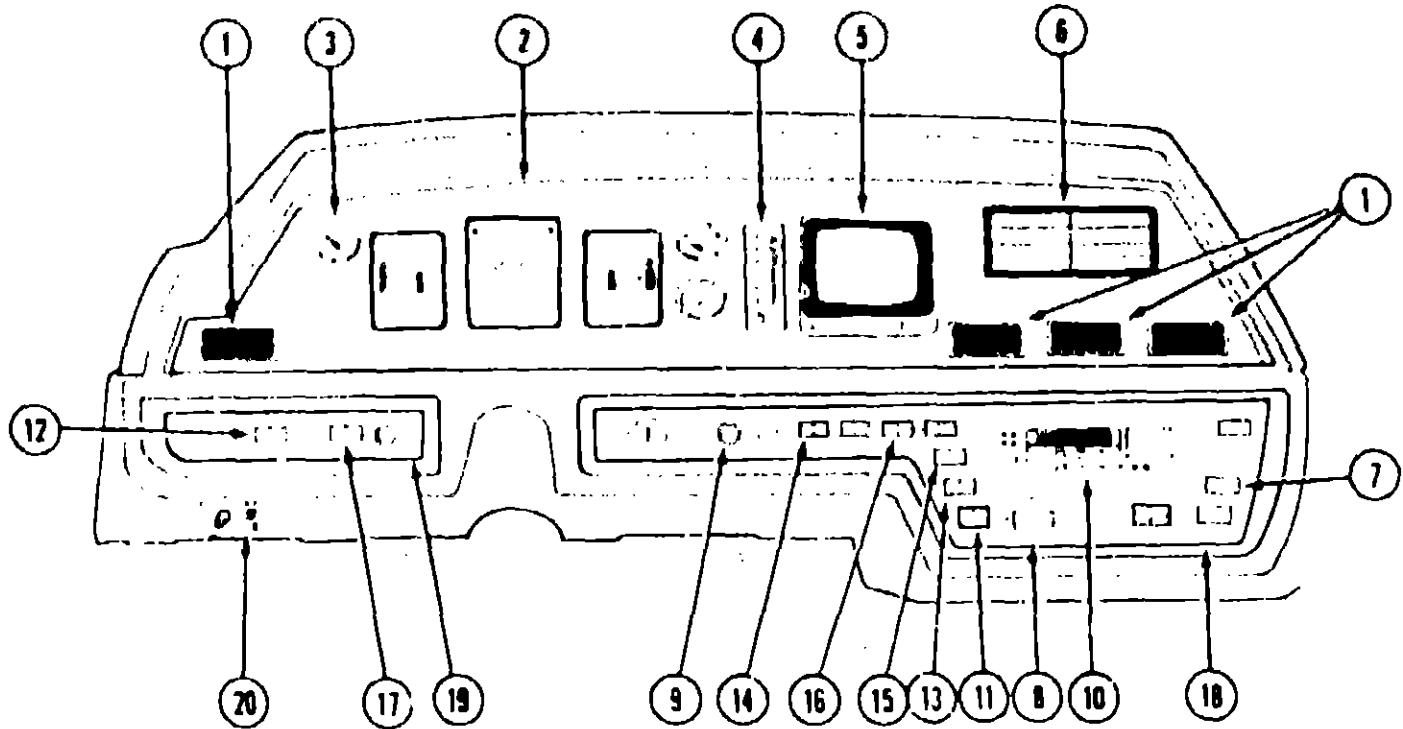
1990 ITASCA TABLE OF CONTENTS

INTRODUCTION	A-01 - A-02
ABBREVIATIONS	A-03
ALPHABETICAL/GROUP REFERENCE	A-04 - A-06
IC/FP32RC	A-07 - E-08
IC/FP37RC	E-09 - I-13

1990 IC/FP32RC INDEX

Floor Plan	A-07 - A-08
Accessories Group	A-09 - A-12
Bath Group	A-13 - A-15
Bedroom Group	A-16 - A-20
Chassis Group	A-21 - B-10
Curtain, Cushion & Pad Group	B-11 - C-01
Dinette Group	C-02 - C-04
Driver's Compartment Group	C-05 - C-09
Electrical Group	C-10 - C-13
Exterior Body Group	C-14 - C-21
Galley Group	C-22 - D-01
Heating & Air Conditioning Group	D-02 - D-04
Interior Finish Group	D-05 - D-06
Labels Group	D-07
LP Group	D-08
Lounge Group	D-09 - D-12
Sealants & Fasteners Group	D-13 - D-14
Water & Sewage Group	D-15 - D-17
Window, Vent & Exterior Door Group	D-18 - E-08

DRIVER'S COMPARTMENT GROUP (CONTINUED)



INSTRUMENT CLUSTER (1990 CHEVROLET CHASSIS) (ELECTRONIC)

Key	Part Number	U/M	Description
1	076783-02-000	EA	Louver Asm. - Air Conditioner - Adjustable Vent
2	096286-06-000	EA	Bezel - Instrument Panel
	024459-04-000	EA	Voltmeter Gauge
	031035-01-000	EA	Generator - Hourmeter
3	024460-04-000	EA	Vacuum/Fuel Economy Gauge
4	072341-01-710	EA	Heater/Air Conditioner Controls
5		EA	Rear View Monitor
6	096776-01-000	EA	Audio Cassette Storage
7	097372-01-01A	EA	Map Light Switch
8	067202-02-000	EA	Rear Auto Heater Switch - w/o Knob
	090977-01-000	EA	Knob - Rear Auto Heater Switch
9	089294-01-000	EA	Cigarette Lighter
10	097459-01-000	EA	Radio - AM/FM Cassette - Audiovox IM-DXA
11	086272-02-000	EA	Auxiliary Battery Disconnect Switch
	081087-01-000	EA	Indicator Light Asm.
12	097372-05-01A	EA	Battery Mode Switch
13	097372-08-01A	EA	Radio - Battery Selection Switch
14	097372-01-01A	EA	Air Horn Switch
15	097372-03-01A	EA	Auxiliary Defroster Fan Switch
16	097372-01-01A	EA	Fog Lamp Switch
17	097372-07-01A	EA	ICC Courtesy Blink Switch
18	076217-18-000	EA	Bezel - Instrument Panel
19	076218-06-000	EA	Bezel - Instrument Panel
20	051057-04-000	EA	Spotlight Switch
	097372-04-01A	EA	Level Switch - Air Ride - Left or Right
	097372-08-01A	EA	Air Ride Mode Selection Switch

ELECTRICAL GROUP

BULBS

Key	Part Number	U/M	Description
	008218-01-000	EA	Bulb - #1141 - Dome Light
	087479-01-000	EA	Bulb - #1076 - Wall Lamps
	091937-03-000	EA	Bulb - Fluorescent Light - Recessed - 18"
	091937-05-700	EA	Bulb - Fluorescent Light - Recessed - 12"
	081633-01-700	EA	Bulb - Makeup Light
	088737-01-710	EA	Bulb - Microwave Oven
	092698-01-709	EA	Bulb - Range Hood
	084880-01-706	EA	Bulb - Refrigerator
	037934-01-000	EA	Bulb - #1156 - Tail Lamp Asm.
	036196-01-000	EA	Bulb - #1194 - Clearance & License Plate Lights
	008215-01-000	EA	Bulb - #1003 - Porch Light
	051057-01-705	EA	Bulb - Spotlight
	008103-01-000	EA	Bulb - J53 - Aisle Light

INTERIOR LIGHTS & BULBS

Key	Part Number	U/M	Description
	098024-01-01A	EA	Light - Dome - Ivory - Single
	098024-01-700	EA	Lens - Dome Light
	008218-01-000	EA	Bulb - 12 Volt - #1141 (Used For All Above)
	065202-13-000	EA	Wall Lamp - Brass/Chrome (US)
	065201-17-000	EA	Lamp Shade - Wall Lamp - Parchment
	087479-01-000	EA	Bulb - 12 Volt - #1076 - Wall Lamps
	091937-04-000	EA	Fluorescent Light - 12 Volt - 18"
	091937-02-000	EA	Lens - Recessed - Fluorescent Light - 18"
	091937-03-000	EA	Bulb - Recessed - Fluorescent Light - 18"
	078424-02-000	EA	Fluorescent Light - 18" - Almond (Dinette) (CSA)
	078424-02-701	EA	Lens - Fluorescent Light - 18" - Almond (CSA)
	078424-02-700	EA	Bulb - Fluorescent Light - 18" - Almond (CSA)
	082169-01-000	EA	Makeup Light - 3 Bulb
	081633-01-700	EA	Bulb - Makeup Light
	061424-01-000	EA	Rectangular Light - Aisle & Instrument Panel
	092696-01-709	EA	Bulb - Range Hood
	084880-01-706	EA	Bulb - Refrigerator
	088737-01-710	EA	Bulb - Microwave Oven
	098024-03-01A	EA	Light Asm. - Ceiling (Dinette)
	077026-01-000	EA	Lens - Step Light (Driver Door)
	072353-08-000	EA	Reading Light - Brass - Swivel
	090353-05-000	EA	Reading Light - Double
	087694-01-000	EA	Wardrobe Light - w/Switch
	091937-04-000	EA	Fluorescent Light - 12" (Galley, Bedroom)
	091937-05-700	EA	Bulb - Fluorescent Light - 12"
	091937-05-701	EA	Lens - Fluorescent Light - 12"

MISCELLANEOUS ELECTRICAL COMPONENTS

Key	Part Number	U/M	Description
	034809-01-000	EA	Load Center - 12V - 125 Amp.
	008188-01-000	EA	Solenoid - Dual Battery - Relay
	086757-03-000	EA	Control Center - Magnadyne VCS6
	036420-02-000	EA	Fan - 6" Defroster - 2 Speed
	089294-01-000	EA	Lighter Asm. - Cigarette
	072852-01-000	EA	Smoke Detector (USA)
	072852-02-000	EA	Smoke Detector (CSA)
	102966-01-000	EA	Door Latching Relay - 15 Amp.
	092615-01-000	EA	Converter - 40 Amp. w/Charger

1990 ITASCA
TABLE OF CONTENTS

INTRODUCTION	A-01 - A-02
ABBREVIATIONS	A-03
ALPHABETICAL/GROUP REFERENCE	A-04 - A-06
IC/FP32RC	A-07 - E-08
IC/FP37RC	E-09 - I-13

1990 IC/FP32RC INDEX

Floor Plan	A-07 - A-08
Accessories Group	A-09 - A-12
Bath Group	A-13 - A-15
Bedroom Group	A-16 - A-20
Chassis Group	A-21 - B-10
Curtain, Cushion & Pad Group	B-11 - C-01
Dinette Group	C-02 - C-04
Driver's Compartment Group	C-05 - C-09
Electrical Group	C-10 - C-13
Exterior Body Group	C-14 - C-21
Galley Group	C-22 - D-01
Heating & Air Conditioning Group	D-02 - D-04
Interior Finish Group	D-05 - D-06
Labels Group	D-07
LP Group	D-08
Lounge Group	D-09 - D-12
Sealants & Fasteners Group	D-13 - D-14
Water & Sewage Group	D-15 - D-17
Window, Vent & Exterior Door Group	D-18 - E-08

ELECTRICAL GROUP (CONTINUED)

ELECTRICAL COMPONENTS

Key	Part Number	U/M	Description
	008288-01-000	EA	Box - Electrical - 3" x 3 1/2" - Plastic
	008288-02-000	EA	Box - Electrical - 3.94" x 3.13" x 1.81" - Plastic (USA)
	001910-01-000	EA	Box - Electrical - 3.75" x 3.5" x 1.75" - Plastic (CSA)
	008289-01-000	EA	Box - Electrical - 4" x 4" - 1/2 x 3/4 - Steel (USA)
	008289-02-000	EA	Box - Electrical - 4" x 4" - 1/2 x 3/4 - Steel (CSA)
	008049-01-000	EA	Box - Electrical - 2" x 3" x 2.25" - Steel
	003257-01-000	EA	Box - Electrical - Circuit Breaker
	008751-01-000	FT	Cable - Battery - 1/0 AWG Stranded
	010495-01-000	EA	Clamp - Cable - 9/16"
	010497-01-000	EA	Clamp - Closed - 5/8" ID
	010498-01-000	EA	Clamp - Closed - 3/8" ID
	041953-01-000	FT	Conduit - Convolute Slt - .50" ID
	041953-02-000	FT	Conduit - Convolute Slt - .625" ID
	041953-03-000	FT	Conduit - Convolute Slt - 1" ID
	041953-05-000	FT	Conduit - Convolute Solid - .625" ID
	041953-06-000	FT	Conduit - Convolute Slt - .375" ID
	041953-07-000	FT	Conduit - Convolute Slt - .250" ID
	041953-09-000	FT	Conduit - Convolute Slt - .50" ID
	041953-10-000	FT	Conduit - Convolute Slt - .75" ID
	041953-11-000	FT	Conduit - Convolute Slt - 1.063" ID
	008353-01-000	EA	Connector - 3/8" - Cable Clamping
	008355-01-000	EA	Connector - 3/4" - Cable Clamping
	008356-01-000	EA	Connector - 3/8" - Plastic
	008311-01-000	EA	Connector - Wire Nut - Red
	008312-01-000	EA	Connector - Wire Nut - Blue
	008313-01-000	EA	Connector - Wire Nut - Yellow
	008314-01-000	EA	Connector - Wire Nut - Gray
	058028-01-000	EA	Connector - Clear Nylon Pigtail
	008475-01-000	EA	Connector - Pin
	062740-01-000	EA	Connector Body - 2 Contact Female
	008052-01-000	EA	Power Cord - 10/3 - 30 Amp. 25' (CSA)
	008054-01-000	EA	Power Cord - 10/3 - 30 Amp. - 25' (US)
	008054-02-000	EA	Power Cord - 10/3 - 30 Amp. - 33' (US)
	008294-01-000	EA	Cover - Electrical Box - Flat Blank - 4" x 4" - Steel (US)
	008294-02-000	EA	Cover - Electrical Box - Flat Blank - 4" x 4" - Steel (CSA)
	069238-01-000	EA	Cover - Electrical Box - 4" x 4"
	076319-09-000	EA	Cover - Receptacle - Brown
	084077-02-000	EA	Cover - Receptacle - Brown - GFI
	091927-01-000	EA	Cover - Receptacle - Double - Ivory
	084077-03-000	EA	Cover - Blank A/C - Ivory
	075036-03-000	EA	Cover - Exterior Receptacle
	092633-01-02A	EA	Cover - A/C - Plate - Off White - w/o A/C
	092633-01-01A	EA	Cover - A/C - Plate - Light Oak - w/A/C
	074897-01-000	EA	Cover - Electrical Box - A/C Dual Switch
	100341-01-000	EA	Holder - Fuse - In Line
	097744-02-000	EA	Housing Asm. - Trailer Pin
	097745-02-000	EA	Housing Asm. - Trailer Receptacle - 48"
	062037-01-000	EA	Housing - Automotive Fuse - Natural
	062037-02-000	EA	Housing - Automotive Fuse - Green
	062037-03-000	EA	Housing - Automotive Fuse - Black
	062037-05-000	EA	Housing - Automotive Fuse - Gray
	062037-06-000	EA	Housing - Automotive Fuse - Brown
	008474-01-000	EA	Housing - Socket - 12 Position
	008474-02-000	EA	Housing - Socket - 15 Position
	008474-03-000	EA	Housing - Socket - 9 Position
	008474-06-000	EA	Housing - Socket - 6 Position
	008474-07-000	EA	Housing - Socket - 5 Position
	008474-08-000	EA	Housing - Socket - 4 Position
	008474-09-000	EA	Housing - Socket - 3 Position
	008474-10-000	EA	Housing - Socket - 2 Position
	008474-11-000	EA	Housing - Socket - 1 Position

ELECTRICAL GROUP (CONTINUED)

ELECTRICAL COMPONENTS (CONTINUED)

Key	Part Number	U/M	Description
	008473-01-000	EA	Housing - Pin - 12 Position
	008473-02-000	EA	Housing - Pin - 15 Position
	008473-03-000	EA	Housing - Pin - 9 Position
	008473-05-000	EA	Housing - Pin - 6 Position
	008473-06-000	EA	Housing - Pin - 6 Position
	008473-07-000	EA	Housing - Pin - 6 Position
	008473-08-000	EA	Housing - Pin - 4 Position
	008473-09-000	EA	Housing - Pin - 3 Position
	008473-10-000	EA	Housing - Pin - 2 Position
	008473-11-000	EA	Housing - Pin - 1 Position
	063910-01-000	EA	Housing - Relay - 3 Position
	101571-01-000	EA	Housing - Male - 2 Position
	094086-01-01A	EA	Plate - Switch - 1 Gang (Lock) Black
	098351-01-01A	EA	Plate - Switch - 1 Gang
	098351-01-02A	EA	Plate - Switch - 2 Gang
	098351-03-02A	EA	Plate - Switch - 3 Gang
	098351-04-01A	EA	Plate - Switch - Generator (Bedroom)
	024924-02-000	EA	Receptacle - Power Cord
	058707-01-000	EA	Receptacle - Single - Brown - T & B
	058708-01-000	EA	Receptacle - Duplex - Brown - T & B
	058708-02-000	EA	Receptacle - Duplex - Ivory - T & B
	064078-02-000	EA	Receptacle - Duplex - Brown - GFI
	007940-01-000	EA	Receptacle - Slide - 16/12 AWG
	080015-02-000	EA	Receptacle - Flag - .185 - 16/14 Gauge
	008273-01-000	EA	Relay - Battery Disconnect
	063912-02-000	EA	Relay - Canister - SPDT w/Resistor
	077000-01-000	EA	Socket Asm. - w/8" Pigtail Leads
	008476-01-000	EA	Socket - Connector
	008476-02-000	EA	Socket - Connector - 12/10 Gauge
	090971-01-000	EA	Splice - Cable - 110 Volt
	098351-01-02A	EA	Switch - Generator (Bedroom)
	056464-01-000	EA	Switch - Leaf Actuator
	066272-02-000	EA	Switch - DPDT - On/On
	067895-01-000	EA	Switch - Mirror Heater
	068246-01-000	EA	Switch Asm. - Remote Mirror
	079364-04-000	EA	Switch - On/Off Rocker
	079364-02-000	EA	Switch - Lock/Lock Rocker - Brown
	007942-01-000	EA	Tab - 18/14 AWG Wire
	007943-01-000	EA	Tab - 14/10 AWG Wire
	007949-01-000	EA	Tab - HSG - 1 Position
	008326-01-000	EA	Terminal - Ring - 16/14 - 3/8" Stud
	098326-01-000	EA	Terminal - Ring - 12/10 Wire
	008329-01-000	EA	Terminal - Ring - 8 - 5/16" Stud
	008331-01-000	EA	Terminal - Ring - 4 - 3/8" Stud
	008332-01-000	EA	Terminal - Ring - 6 - 1/4" Stud
	008348-01-000	EA	Terminal - Ring - 2 - 3/8" Stud
	035416-04-000	EA	Terminal - Ring - #10 Stud Fit
	047443-01-000	EA	Terminal - .250 Receptacle 16-14
	047443-02-000	EA	Terminal - .250 Receptacle 12-10
	047443-03-000	EA	Terminal - .187 Receptacle - 16-14
	062036-01-000	EA	Terminal - Pack - 12/10 AWG
	062036-02-000	EA	Terminal - Pack - 16/14 AWG
	008026-01-000	EA	Wire w/Ground - Romex - 12/2
	008027-01-000	EA	Wire w/Ground - Romex - 14/2
	008343-02-000	EA	Wire Tie - 8"
	066272-02-000	EA	Switch - DPDT - 3 Position
	090351-01-000	EA	Switch - Door Lock
	097372-01-01A	EA	Switch - SPST - On/Off
	097372-03-01A	EA	Switch - SPDT - On/Off/Mom
	097372-04-01A	EA	Switch - SPDT - Mom/Off/Mom
	097372-05-01A	EA	Switch - SPDT - On/Off/Mom
	097372-06-01A	EA	Switch - Blank
	097372-07-01A	EA	Switch - SPST - On/On
	097372-08-01A	EA	Switch - SPDT - On/On

1990 ITASCA
TABLE OF CONTENTS

INTRODUCTION	A-01 - A-02
ABBREVIATIONS	A-03
ALPHABETICAL/GROUP REFERENCE	A-04 - A-06
IC/FP32RC	A-07 - E-08
IC/FP37RC	E-09 - I-13

1990 IC/FP32RC INDEX

Floor Plan	A-07 - A-09
Accessories Group	A-09 - A-12
Bath Group	A-13 - A-15
Bedroom Group	A-16 - A-20
Chassis Group	A-21 - B-10
Curtain, Cushion & Pad Group	B-11 - C-01
Dinette Group	C-02 - C-04
Driver's Compartment Group	C-05 - C-09
Electrical Group	C-10 - C-13
Exterior Body Group	C-14 - C-21
Gallery Group	C-22 - D-01
Heating & Air Conditioning Group	D-02 - D-04
Interior Finish Group	D-05 - D-06
Labels Group	D-07
LP Group	D-08
Lounge Group	D-09 - D-12
Sealants & Fasteners Group	D-13 - D-14
Water & Sewage Group	D-15 - D-17
Window, Vent & Exterior Door Group	D-18 - E-08

ELECTRICAL GROUP (CONTINUED)

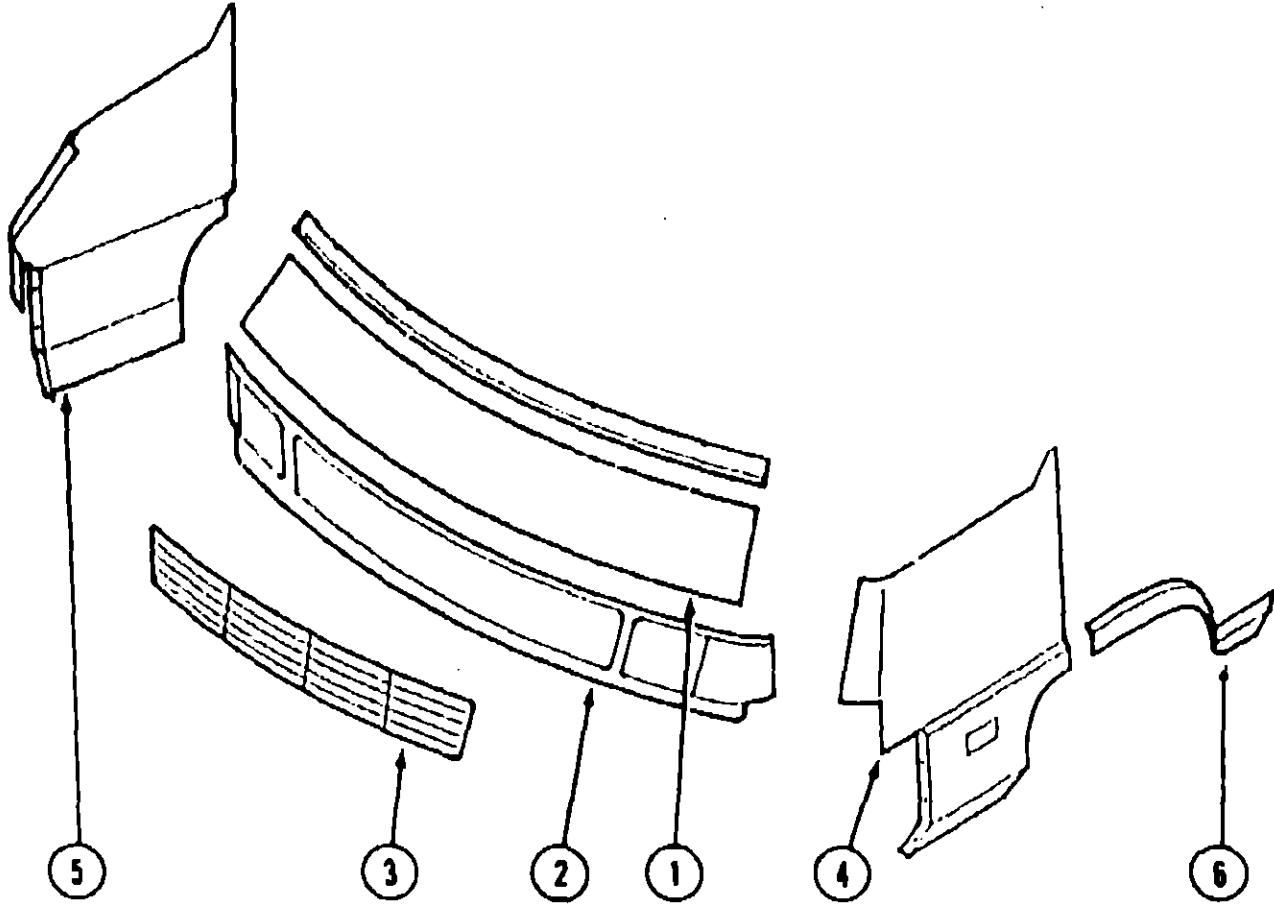
FUSES & CIRCUIT BREAKERS

Key	Part Number	U/M	Description
	008235-01-000	EA	Fuse - 15 Amp. (CSA)
	062901-02-000	EA	Fuse - Automotive - 5 Amp.
	062901-05-000	EA	Fuse - Automotive - 15 Amp.
	062901-07-000	EA	Fuse - Automotive - 25 Amp.
	044488-03-000	EA	Circuit Breaker - 25 Amp. - 12 Volt - w/Mount Bracket
	083209-01-000	EA	Circuit Breaker - 15 Amp. - 120 Volt
	083209-02-000	EA	Circuit Breaker - 15/15 Amp. - 120 Volt (CSA)
	083209-03-000	EA	Circuit Breaker - 15/20 Amp. - 120 Volt (CSA)
	083209-04-000	EA	Circuit Breaker - 30 Amp. - 120 Volt
	083209-06-000	EA	Circuit Breaker - 30/15 Amp. - 120 Volt
	084810-01-000	EA	Circuit Breaker - 30/30 Amp.
	084811-01-000	EA	Circuit Breaker - 20/20 Amp.
	083209-08-000	EA	Circuit Breaker - Blank
	083854-01-000	EA	Circuit Breaker - 6 Amp. - 12 Volt
	085720-01-000	EA	Circuit Breaker - 15 Amp. - 12 Volt
	085720-03-000	EA	Circuit Breaker - 25 Amp. - 12 Volt
	085720-04-000	EA	Circuit Breaker - 30 Amp. - 12 Volt
	082678-01-000	EA	Circuit Breaker - 40 Amp. - 12 Volt
	007811-01-000	EA	Circuit Breaker - 10 Amp. - 12 Volt
	050283-02-000	EA	Bus Bar - 2 Circuit
	092786-02-000	EA	Bus Bar - 3 Circuit
	093674-01-000	EA	Plate - Circuit Breaker
	100341-01-000	EA	Fuse Holder - In Line Type

EXTERIOR LIGHTS & BULBS

Key	Part Number	U/M	Description
	036196-01-000	EA	Bulb
	094785-01-000	EA	Screw
	079378-01-000	EA	Terminal
	102540-01-000	EA	Screw Seal
	081250-02-000	EA	Light Asm. (Red)
	081250-01-000	EA	Light Asm. (Amber)
	102541-01-000	EA	Gasket
	087789-03-000	EA	Socket
	102582-01-000	EA	Bracket
	095212-01-000	EA	Lamp Asm. - Taillight (Passenger Side)
	095212-02-000	EA	Lamp Asm. - Taillight (Drivers Side)
	037934-01-000	EA	Bulb - 12 Volt - #1157A - Used For Tail Lamp Asm.
	097917-01-03A	EA	Porch Light - Recessed - Gray
	097917-01-700	EA	Lens - Porch Light - Recessed
	008215-01-000	EA	Bulb - 12 Volt - #1003 - Porch Light
	051057-02-000	EA	Spotlight - Power Driven
	051057-01-705	EA	Bulb - Spotlight
	095213-01-000	EA	Headlamp Asm./Turn Signal - Passenger Side
	095213-02-000	EA	Headlamp Asm./Turn Signal - Driver Side
	095213-01-700	EA	Lens - Turn Signal - Driver Side
	095213-01-701	EA	Lens - Turn Signal - Passenger Side
	075860-01-000	EA	Side Marker Lamp - Amber
	075860-02-000	EA	Side Marker Lamp - Red
	088747-03-000	EA	Fog Lamp Asm. - Clear Lens
	098024-01-01A	EA	Dome Light - Ivory (CSA)
	008218-01-000	EA	Bulb - 12 Volt - Dome Light
	058330-02-000	EA	Socket Asm. - Lamp - w/Wire (Ford)

EXTERIOR BODY GROUP



EXTERIOR BODY PANELS (CAB)

Key	Part Number	U/M	Description
1	095441-01-AF1	EA	Hood Panel
	058786-02-000	EA	Hood Bolt - Adjusting
	M02680-01-U16	EA	Hinge Asm. - Hood - Passenger Side
	M02680-02-U16	EA	Hinge Asm. - Hood - Driver Side
	076772-01-000	EA	Clip - Prop Rod
	102087-01-000	EA	Cable Asm. - Hood Release
	073336-02-000	EA	Bracket - Mounting Latch
	R77007-01-050	EA	Hood Latch Striker
	073342-01-000	EA	Bracket Asm. - Hood Latch
	076837-01-000	EA	Prop Rod
	R77007-51-429	EA	Latch Asm. - Hood
	R77006-38-499	EA	Spring - Hood Latch Striker
	077408-01-000	EA	Bracket - Hood Release Cable (Mounted under the hood)
	102515-01-000	EA	Bracket - Hood Release Cable (Mounted under the dash)
	091855-02-000	EA	Squeegee - Extended Handle
	091952-02-000	EA	Clip - Gripper - Squeegee
	083527-01-000	EA	Bracket - Squeegee
2	095443-01-AF1	EA	Grille - Panel Asm.
3	095435-01-AF1	EA	Grille Asm.
4	101271-04-AF1	EA	Fender Panel - Front Left
5	101271-03-AF1	EA	Fender Panel - Front Right
6	084714-04-000	EA	Fender Panel - Rear Left
	084714-03-000	EA	Fender Panel - Rear Right
	M01615-10-AF1	EA	Roof Cap - Front Cab

1990 ITASCA
TABLE OF CONTENTS

INTRODUCTION	A-01 - A-02
ABBREVIATIONS	A-03
ALPHABETICAL/GROUP REFERENCE	A-04 - A-06
IC/FP32RC	A-07 - E-08
IC/FP37RC	E-09 - I-13

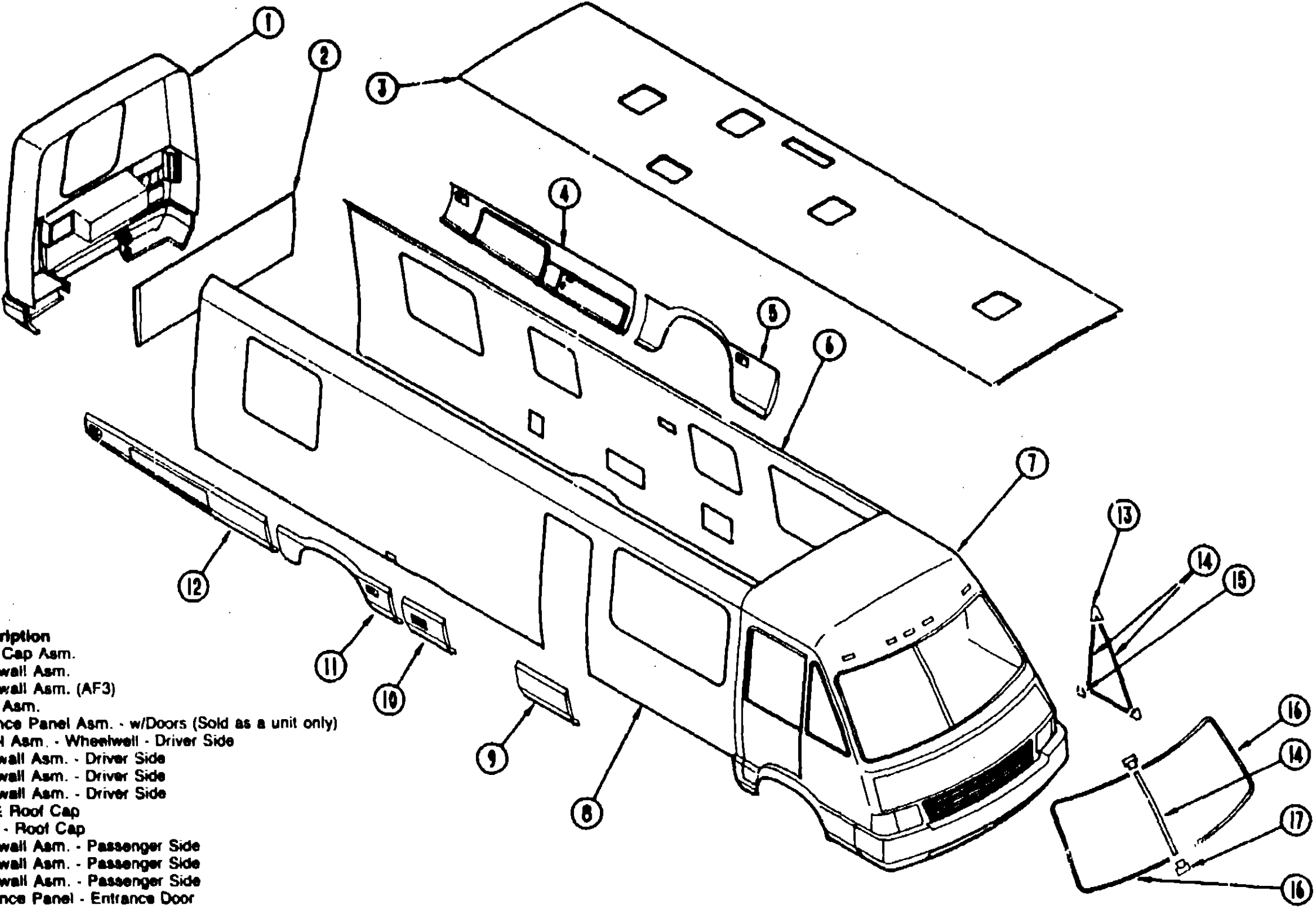
1990 IC/FP32RC INDEX

Floor Plan	A-07 - A-08
Accessories Group	A-09 - A-12
Bath Group	A-13 - A-15
Bedroom Group	A-16 - A-20
Chassis Group	A-21 - B-10
Curtain, Cushion & Pad Group	B-11 - C-01
Dinette Group	C-02 - C-04
Driver's Compartment Group	C-05 - C-09
Electrical Group	C-10 - C-13
Exterior Body Group	C-14 - C-21
Galley Group	C-22 - D-01
Heating & Air Conditioning Group	D-02 - D-04
Interior Finish Group	D-05 - D-08
Labels Group	D-07
LP Group	D-08
Lounge Group	D-09 - D-12
Sealants & Fasteners Group	D-13 - D-14
Water & Sewage Group	D-15 - D-17
Window, Vent & Exterior Door Group	D-18 - E-08

EXTERIOR BODY GROUP (CONTINUED) EXTERIOR BODY PANELS

1990 ITASCA TABLE OF CONTENTS

INTRODUCTION	A-01 - A-02
ABBREVIATIONS	A-03
ALPHABETICAL/GROUP REFERENCE	A-04 - A-08
IC/FP32RC	A-07 - E-08
IC/FP37RC	E-09 - I-13

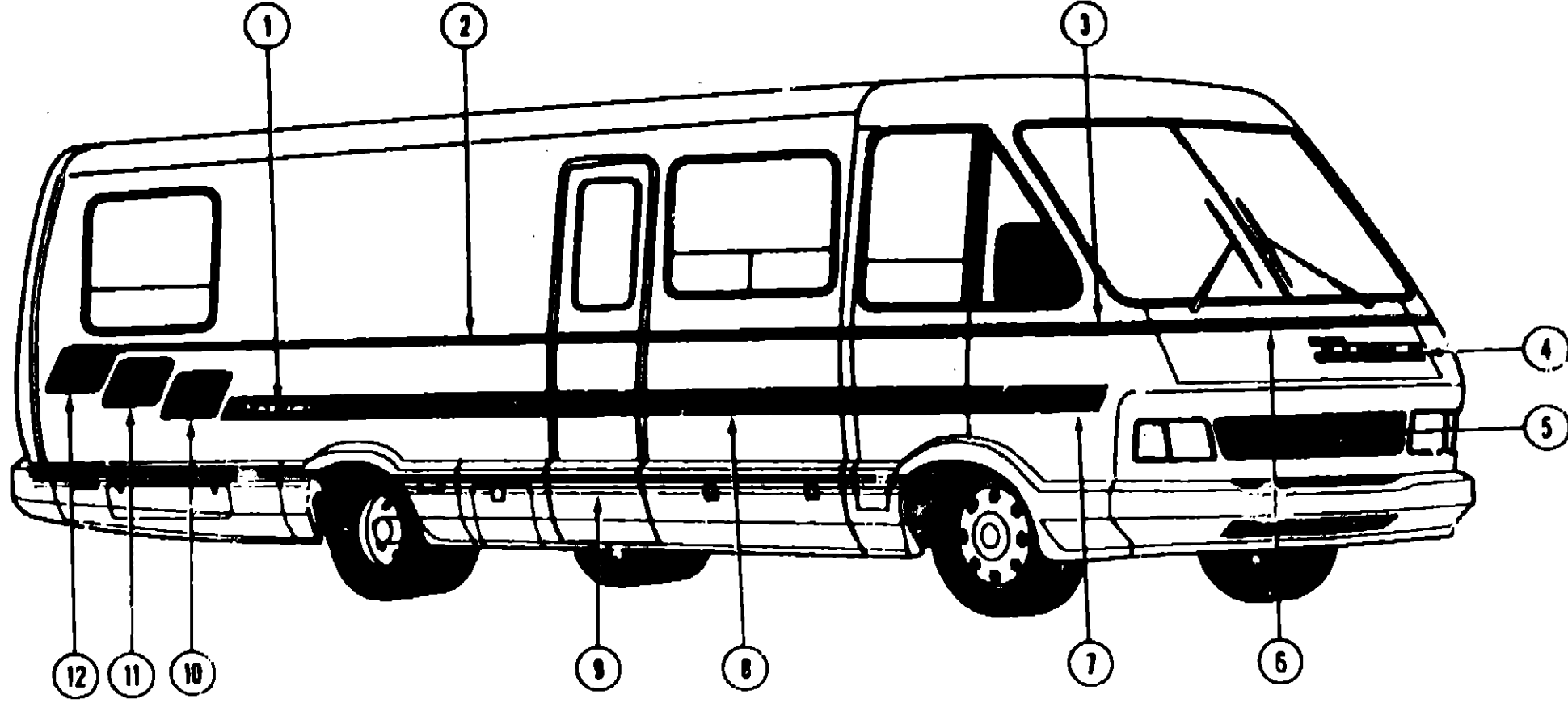


Key	Part Number	U/M	Description
1	094717-02-01A	EA	Rear Cap Asm.
2	097667-01-AF1	EA	Backwall Asm.
2	097667-01-AF2	EA	Backwall Asm. (AF3)
3	M96096-01-AC1	EA	Roof Asm.
4	M02586-45-AF1	EA	Valance Panel Asm. - w/Doors (Sold as a unit only)
5	088358-02-X75	EA	Panel Asm. - Wheelwell - Driver Side
6	M95904-01-AF1	EA	Sidewall Asm. - Driver Side
6	M95904-01-AF2	EA	Sidewall Asm. - Driver Side
6	M95904-01-AF3	EA	Sidewall Asm. - Driver Side
7	M01615-10-AF1	EA	Front Roof Cap
	083805-02-000	EA	Trim - Roof Cap
8	M95903-01-AF1	EA	Sidewall Asm. - Passenger Side
8	M95903-01-AF2	EA	Sidewall Asm. - Passenger Side
8	M95903-01-AF3	EA	Sidewall Asm. - Passenger Side
9	088684-01-X75	EA	Valance Panel - Entrance Door
10	088362-01-X75	EA	Valance Panel - Water Heater
11	088358-01-X75	EA	Panel Asm. - Wheelwell - Passenger Side
12	M02586-46-AF1	EA	Valance Panel Asm. - w/Door (Sold as a unit only)
	073050-02-000	EA	Mounting Clip - Valance
	099571-01-01A	EA	Roof Cove - Trim
	101022-04-01A	EA	Trim - Upper Valance Panel
13	087841-02-000	EA	Reveal Molding Cap - Driver or Passenger Side
14	083178-01-000	FT	Reveal Molding
15	076842-02-000	EA	Reveal Molding Cap - Driver or Passenger Side
16	083179-01-000	FT	Reveal Molding
17	076844-02-000	EA	Reveal Molding Cap - Driver or Passenger Side
	088362-04-000	EA	Valance Support Strap - 13.2"
	088362-06-000	EA	Valance Support Strap - 17"

1990 IC/FP32RC INDEX

Floor Plan	A-07 - A-08
Accessories Group	A-09 - A-12
Bath Group	A-13 - A-15
Bedroom Group	A-16 - A-20
Chassis Group	A-21 - B-10
Curtain, Cushion & Pad Group	B-11 - C-01
Dinette Group	C-02 - C-04
Driver's Compartment Group	C-05 - C-09
Electrical Group	C-10 - C-13
Exterior Body Group	C-14 - C-21
Galley Group	C-22 - D-01
Heating & Air Conditioning Group	D-02 - D-04
Interior Finish Group	D-05 - D-06
Labels Group	D-07
LP Group	D-08
Lounge Group	D-09 - D-12
Sealants & Fasteners Group	D-13 - D-14
Water & Sewage Group	D-15 - D-17
Window, Vent & Exterior Door Group	D-18 - E-08

EXTERIOR BODY GROUP (CONTINUED)
DECALS & FILM STRIPES



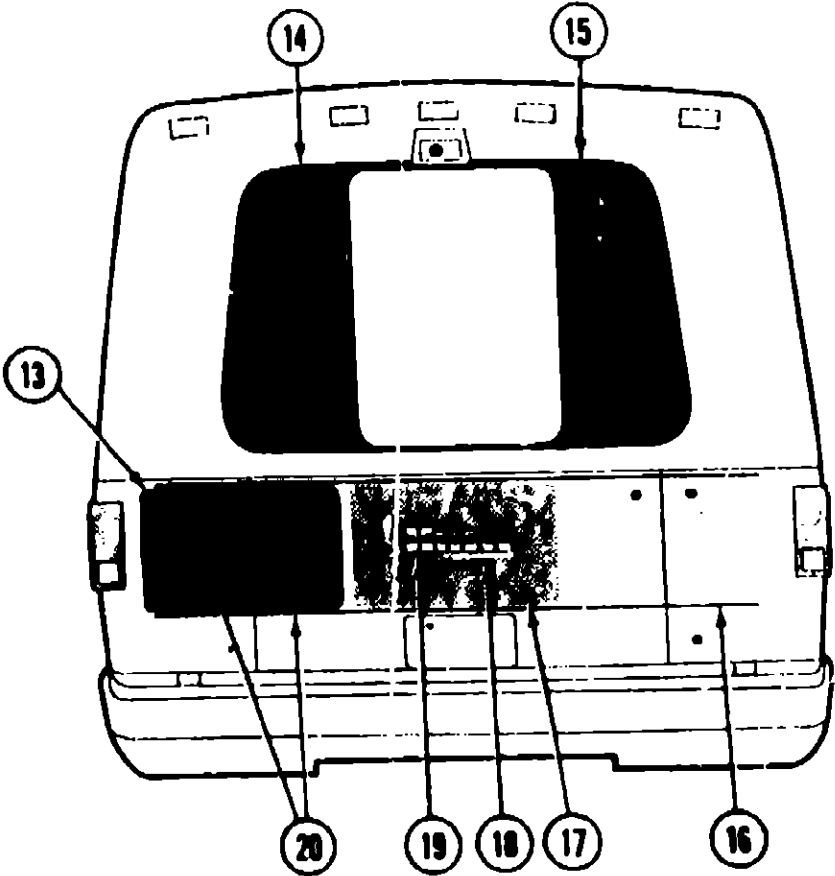
Key	Part Number	U/M	Description
1	076338-03-000	EA	Decal - Logo "Windcruiser"
2	092322-05-01A	FT	Film - Multi-stripe
3	096145-01-01A	EA	Decal - Front - Corner - Passenger Side
	096145-02-01A	EA	Decal - Front - Corner - Driver Side
4	096156-01-01A	EA	Decal - Logo - "Itasca" Hood
5	093790-01-01A	EA	Decal - Logo - "I" - Front Grille
6	093680-15-01A	FT	Film - Multi-stripe
7	096146-01-01A	EA	Decal - Front - Passenger Side
	096146-02-01A	EA	Decal - Front - Driver Side
8	093689-06-01A	FT	Film - Multi-stripe
9	093680-14-01A	FT	Film - Multi-stripe
10	096148-01-01A	EA	Decal - Rear - Passenger Side
	096148-02-01A	EA	Decal - Rear - Driver Side
11	096148-01-02A	EA	Decal - Rear - Passenger Side
	096148-02-02A	EA	Decal - Rear - Driver Side
12	096147-01-01A	EA	Decal - Rear - Passenger Side
	096147-02-01A	EA	Decal - Rear - Driver Side
13	096144-01-01A	EA	Decal - Rear - Driver Side
14	100588-02-01A	EA	Decal - Border - Driver Side
15	100588-01-01A	EA	Decal - Border - Passenger Side
16	096144-01-02A	EA	Decal - Rear - Passenger Side
17	096144-02-01A	EA	Decal - Rear - Center
18	084075-01-000	EA	Decal - Logo "By Winnebago Industries"
19	093791-01-01A	EA	Decal - Logo "Itasca"
20	093681-10-01A	FT	Film - Stripe

1990 ITASCA
TABLE OF CONTENTS

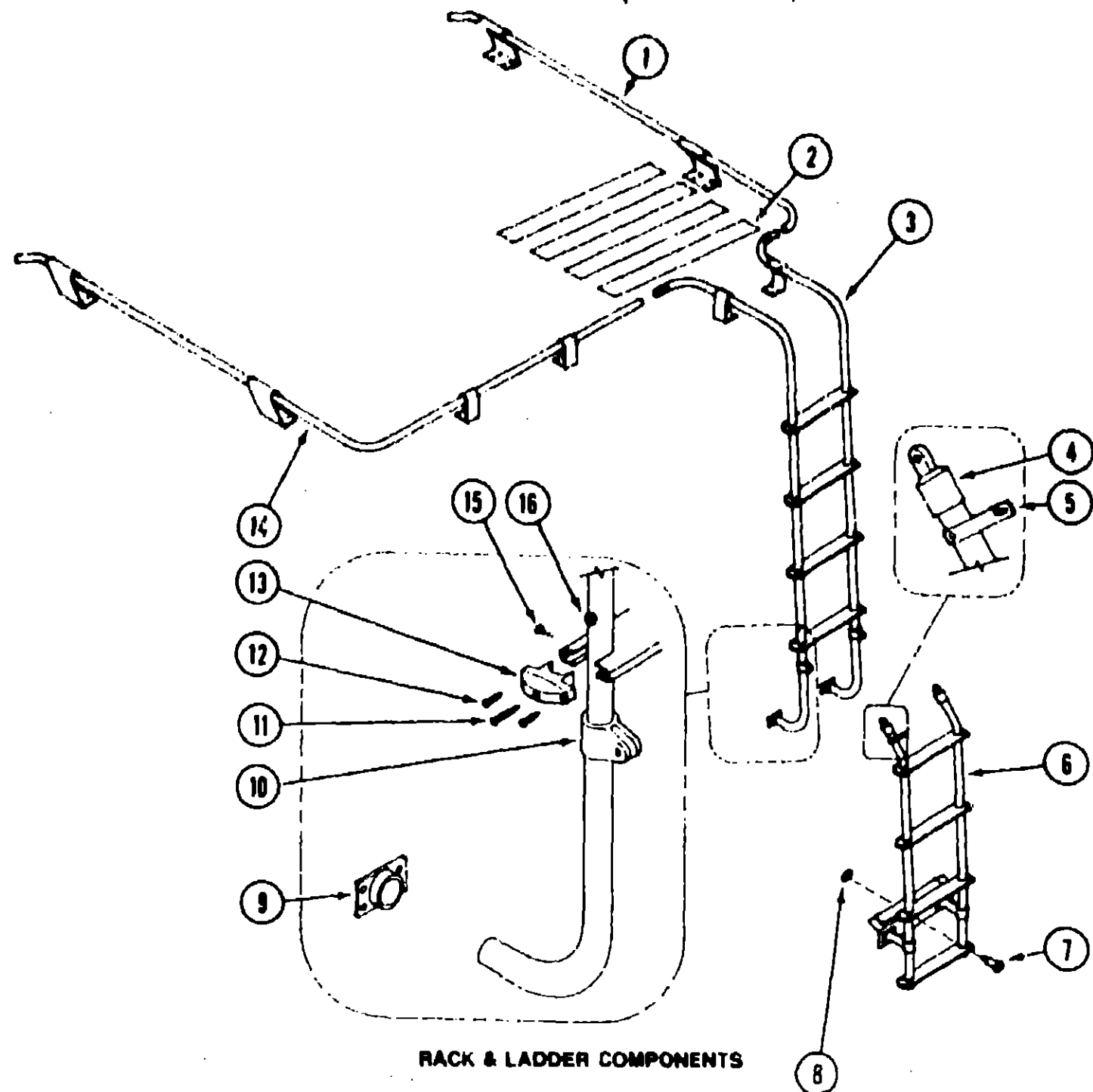
INTRODUCTION	A-01 - A-02
ABBREVIATIONS	A-03
ALPHABETICAL/GROUP REFERENCE	A-04 - A-08
IC/FP32RC	A-07 - E-08
IC/FP37RC	E-09 - I-13

1990 IC/FP32RC INDEX

Floor Plan	A-07 - A-08
Accessories Group	A-09 - A-12
Bath Group	A-13 - A-15
Bedroom Group	A-16 - A-20
Chassis Group	A-21 - B-10
Curtain, Cushion & Pad Group	B-11 - C-01
Dinette Group	C-02 - C-04
Driver's Compartment Group	C-05 - C-09
Electrical Group	C-10 - C-13
Exterior Body Group	C-14 - C-21
Galley Group	C-22 - D-01
Heating & Air Conditioning Group	D-02 - D-04
Interior Finish Group	D-05 - D-08
Labels Group	D-07
LP Group	D-08
Lounge Group	D-09 - D-12
Sealants & Fasteners Group	D-13 - D-14
Water & Sewage Group	D-15 - D-17
Window, Vent & Exterior Door Group	D-18 - E-08



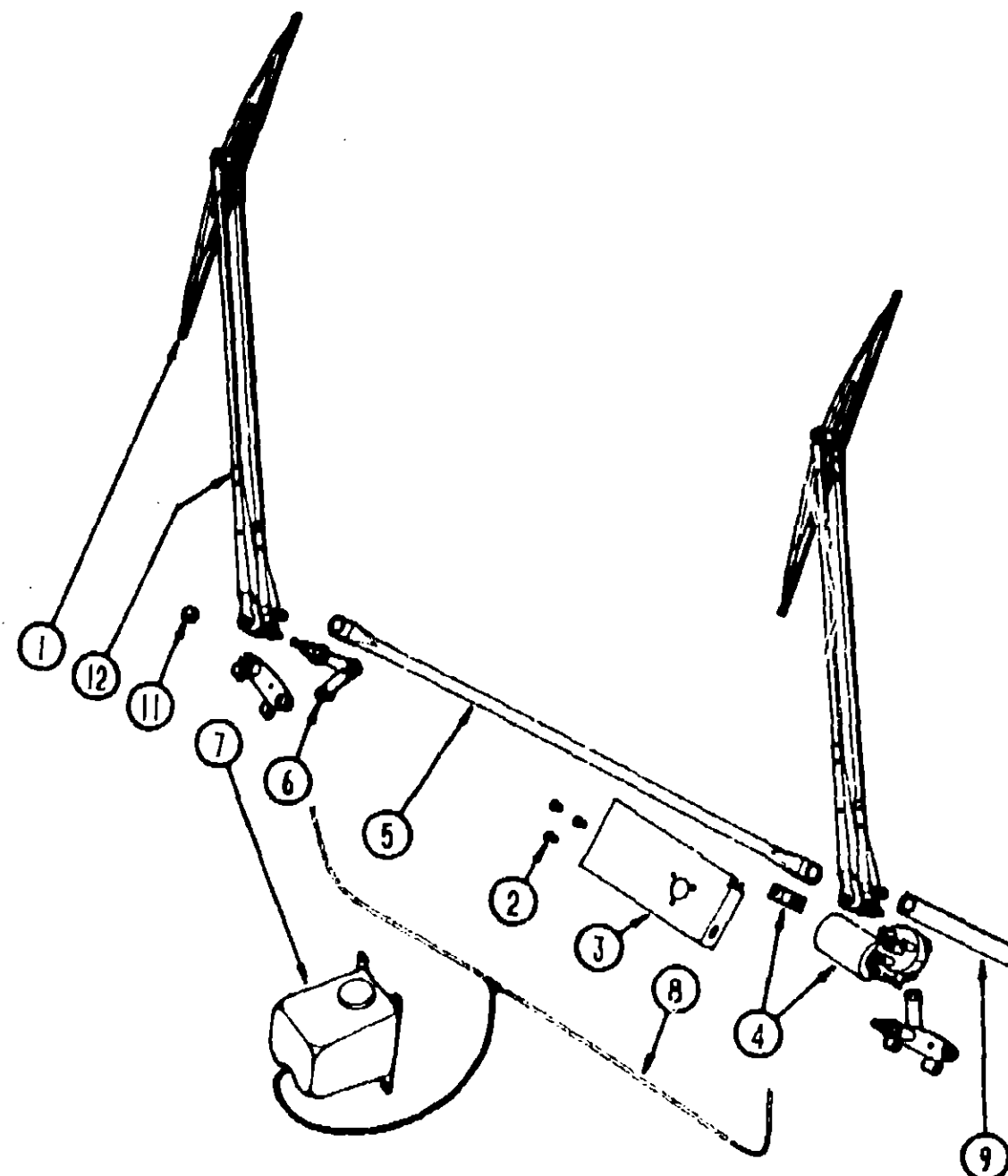
EXTERIOR BODY GROUP (CONTINUED)



RACK & LADDER COMPONENTS

Key	Part Number	U/M	Description
1	081026-05-T03	EA	Rack Asm. - Passenger Side
2	038327-01-000	EA	Tape - Anti-Slip - 2" x 60'
3	094823-01-AC1	EA	Ladder Asm. - Upper
4	081115-01-000	EA	Top Cap - 1"
5	080873-01-000	EA	Latch - Lower Ladder
6	094824-01-AC1	EA	Ladder Asm. - Lower
7	081056-01-000	EA	Pin - Quick Release
8	081055-01-000	EA	Springgrip - Internal Tooth Washer
9	067165-01-000	EA	Mounting Bracket
10	081116-01-000	EA	Slide Bracket
11	000G68-10-36T	EA	Screw
12	000G39-08-10T	EA	Screw
13	076980-02-000	EA	Step Cap - Black
14	081026-08-T03	EA	Rack Asm. - Driver Side
15	000G39-08-16U	EA	Screw
16	081113-01-000	EA	Bushing - Plastic Flange - White
	081114-01-000	EA	Cap Insert - Round - 1" Dia.

EXTERIOR BODY GROUP (CONTINUED)



WINDSHIELD WIPER & DRIVE ASSEMBLY

Key	Part Number	U/M	Description
1	095964-01-000	EA	Blade - Wiper - 24"
2	096526-01-000	EA	Hex Bolt - Serrated Flange - 1/4" - 8 UNF
3	078388-01-000	EA	Support Bracket - Motor Asm.
4	096381-01-000	EA	Motor Asm. w/Drive Arm
5	067188-01-000	EA	Stud - Arm Drive
6	067192-01-000	EA	Connecting Link Asm.
7	096505-01-000	EA	Pivot Shaft Asm.
8	056000-02-000	EA	Washer Asm. - w/o Nozzles
9	045794-01-000	FT	Hose - Washer
10	067193-03-000	EA	Connecting Link Asm.
11	077049-01-000	EA	Acorn Nut - Control Arm
12	095963-01-000	EA	Wiper Arm - 28"
	096931-01-701	EA	Nozzle Hardware Kit - Washer
	091900-01-702	EA	Wiper Control Module

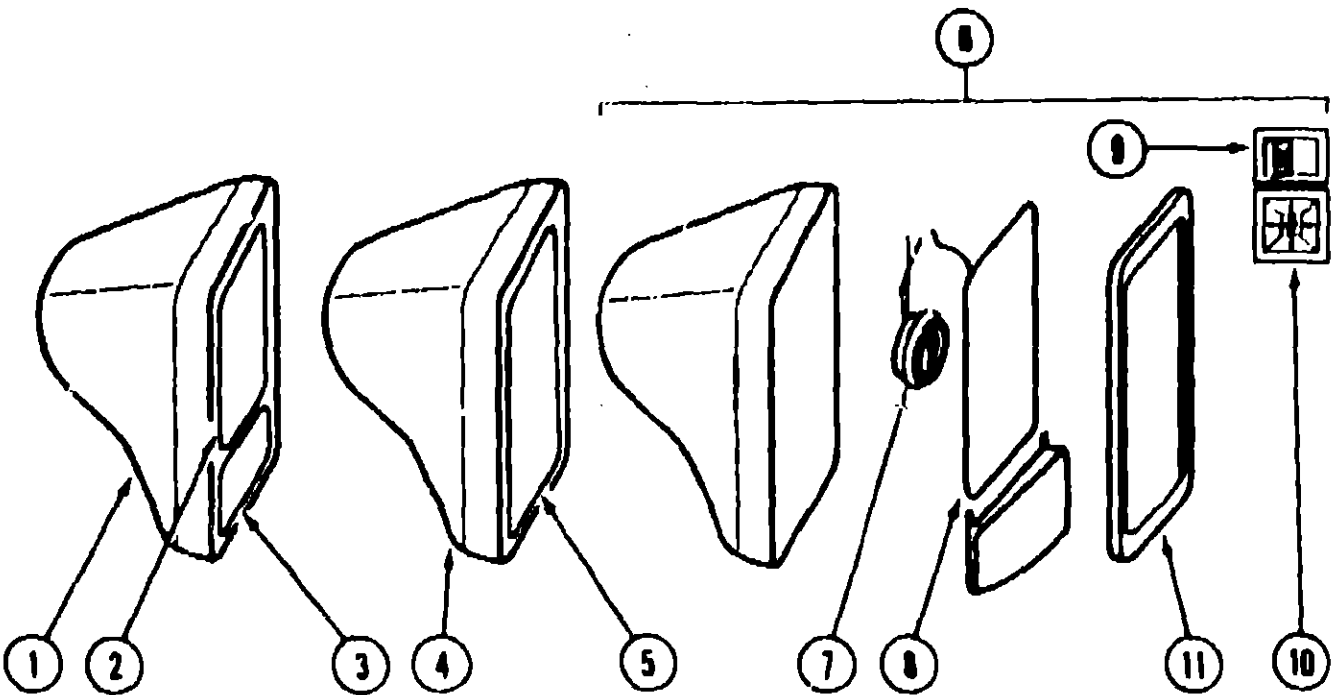
1990 ITASCA TABLE OF CONTENTS

INTRODUCTION	A-01 - A-02
ABBREVIATIONS	A-03
ALPHABETICAL/GROUP REFERENCE	A-04 - A-08
IC/FP32RC	A-07 - E-08
IC/FP37RC	E-08 - I-13

1990 IC/FP32RC INDEX

Floor Plan	A-07 - A-08
Accessories Group	A-09 - A-12
Bath Group	A-13 - A-15
Bedroom Group	A-16 - A-20
Chassis Group	A-21 - B-10
Curtain, Cushion & Pad Group	B-11 - C-01
Dinette Group	C-02 - C-04
Driver's Compartment Group	C-05 - C-09
Electrical Group	C-10 - C-13
Exterior Body Group	C-14 - C-21
Galley Group	C-22 - D-01
Heating & Air Conditioning Group	D-02 - D-04
Interior Finish Group	D-05 - D-06
Labels Group	D-07
LP Group	D-08
Lounge Group	D-09 - D-12
Sealants & Fasteners Group	D-13 - D-14
Water & Sewage Group	D-15 - D-17
Window, Vent & Exterior Door Group	D-18 - E-08

EXTERIOR BODY GROUP (CONTINUED)



EXTERIOR MIRRORS

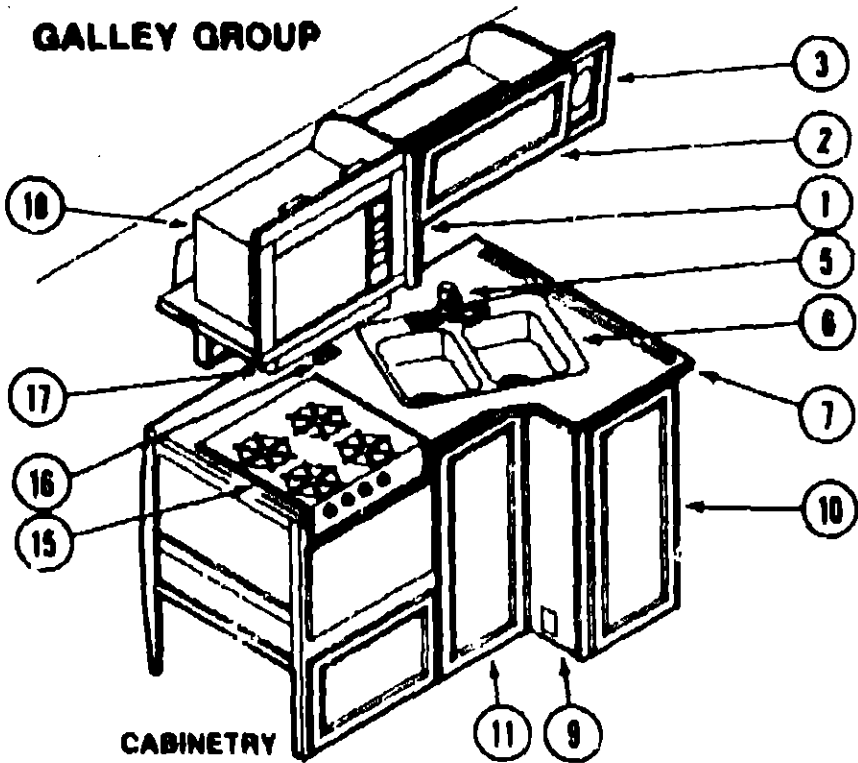
Key	Part Number	U/M	Description
1	077051-03-000	EA	Mirror Asm. - w/Convex - Passenger Side
1	077051-04-000	EA	Mirror Asm. - w/Convex - Drivers Side
2	077051-03-700	EA	Mirror - 7.8" x 7.12"
3	077051-03-701	EA	Mirror - Convexed w/Bezel - Passenger Side
3	077051-04-701	EA	Mirror - Convexed w/Bezel - Drivers Side
4	077051-01-000	EA	Mirror Asm. - Passenger Side
4	077051-02-000	EA	Mirror Asm. - Driver Side
5	077051-04-700	EA	Mirror - 7.8" x 12.12"
6	086261-01-000	EA	Mirror Asm. - w/Remote Control & Defrost - Passenger Side
6	086261-02-000	EA	Mirror Asm. - w/Remote Control & Defrost - Driver Side
7	086261-01-701	EA	Common Gear Motor Asm.
8	086261-01-700	EA	Common Flat Glass w/Heat Element
9	087695-01-000	EA	Mirror Heater Switch
10	088248-01-000	EA	Mirror Remote Control Asm.
11	077051-03-702	EA	Common Snap Bezel

SHEET FIBERGLASS, ALUMINUM & STYROFOAM

Key	Part Number	U/M	Description
	041437-01-001	EA	Aluminum - Mill Finish - No Design (Roof) - 96" x 360"
	000868-01-000	SF	Styrofoam - 3/4" x 24" x 96"
	000870-02-000	SF	Styrofoam - 1 1/2" x 48" x 96"
	000870-03-000	SF	Styrofoam - 1.34" x 48" x 96"
	000870-05-000	SF	Styrofoam - .5" x 24" x 96"
	083574-01-000	SF	Styrofoam - 1.5" x 24" x 90.5"
	084882-02-000	EA	Fiberglass/Mende Board Sheet - Gray

C-21

GALLEY GROUP



Key	Part Number	U/M	Description
1	M04008-51-AF1	EA	Cabinet Asm. - Overhead Range (Used thru 11-12-89)
	M04008-52-AF1	EA	Cabinet Asm. - Overhead Range (Used from 11-13-89)
	M97028-18-AF1	EA	Door Asm. - Overhead Flange - w/o Hardware
	0C5488-02-X19	EA	End Cap Asm. - Overhead Sink Cabinet - Left (Used Thru: 10-08-89)
	085471-02-AC1	EA	End Cap Asm. - Overhead Sink Cabinet - Left (Used from: 10-09-89)
	099431-01-X19	EA	End Cap Asm. - Overhead Sink Cabinet - Right
2	M97028-13-AF1	EA	Door Asm. - Overhead Cabinet - w/o Hardware
3	M04008-12-AF1	EA	Cabinet Asm. - Overhead - w/o Door
5	084952-01-000	EA	Galley Faucet - Single Control w/Spray
6	093528-01-000	EA	Stainless Steel Sink - Double Bowl - 19" x 25"
7	097890-12-AC1	EA	Countertop Asm.
	088090-14-AC1	EA	Backsplash - Countertop - 26.2"
	088090-11-AC1	EA	Backsplash - Countertop - 57.3" (Sidewall)
	095080-02-AC1	EA	Galley Rail - 33.1"
9	M04028-01-AC1	EA	Galley Cabinet - w/o Doors or Drawers (Range Top)
9	M04028-02-AC1	EA	Galley Cabinet - w/o Doors or Drawers (Microwave w/Browning Oven)
10	M98339-05-AF1	EA	Door Asm. - Galley Cabinet - w/o Hardware (Used Thru: 10-11-89)
10	M88304-13-AF1	EA	Door Asm. - Galley Cabinet - w/o Hardware (Used from 10-12-89)
11	M98339-06-AF1	EA	Door Asm. - Galley Cabinet - w/o Hardware (Used Thru: 10-11-89)
11	M88304-14-AF1	EA	Door Asm. - Galley Cabinet - w/o Hardware (Used from 10-12-89)
15	081374-01-000	EA	Range Top - 4 Burner - Almond - Magic Chef BT85NA-4 (Used thru 3-17-90)
15	081374-03-000	EA	Range Top - 4 Burner - Almond - Magic Chef BT85NA-4 (Used thru 7-29-90)
15	081374-01-000	EA	Range Top - 4 Burner - Almond - Magic Chef BT85NA-4 (From: 07-30-90 Thru: 99-99-99)
15	102019-01-01A	EA	Range Top - 4 Burner - Almond - Magic Chef BT85RK-4 (From: 08-13-90 Thru: 99-99-99)
15	084782-02-000	EA	Range w/Oven - 4 Burner - Black - Magic Chef BT22RK-4TZ (Used thru: 11-12-89)
15	098507-02-000	EA	Range w/Oven - 4 Burner - Black - Magic Chef BT22NA-4T2 (Used thru: 08-12-90)
15	102020-01-02A	EA	Range w/Oven - 4 Burner - Black - Magic Chef BT22RK-4 (Used from 08-13-90)
16	093238-01-Y12	EA	Knife Holder - Oak
	093282-01-000	EA	Bonnet - Knife Holder - Metal
17	092696-13-01A	EA	Range Hood w/Monitor Panel (USA) (Used thru 11-12-89)
17	092696-02-01A	EA	Range Hood w/Monitor Panel (CSA) (Used thru 11-12-89)
17	096983-01-01A	EA	Range Hood w/Monitor Panel (USA) (Used from 11-12-89)
17	096983-02-01A	EA	Range Hood w/Monitor Panel (CSA) (Used from 11-13-89)
18	091269-05-000	EA	Microwave - Magic Chef M15E-9AB
18	091269-03-000	EA	Microwave w/Browning Oven - Magic Chef M16-10PB
	M92073-01-X11	EA	Door Asm. - Furnace - w/o Hardware (Used thru: 11-12-89)
	M92073-04-X11	EA	Door Asm. - Furnace - w/o Hardware (Used from: 11-13-89)
	092487-02-Y12	EA	Spice Rack

C-22

1990 ITASCA
TABLE OF CONTENTS

INTRODUCTION	A-01 - A-02
ABBREVIATIONS	A-03
ALPHABETICAL/GROUP REFERENCE	A-04 - A-08
IC/FP32RQ	A-07 - E-08
IC/FP37RQ	E-09 - I-13

1990 IC/FP32RC INDEX

Floor Plan	A-07 - A-09
Accessories Group	A-09 - A-12
Bath Group	A-13 - A-15
Bedroom Group	A-16 - A-20
Chassis Group	A-21 - B-10
Curtain, Cushion & Pad Group	B-11 - C-01
Dinette Group	C-02 - C-04
Driver's Compartment Group	C-05 - C-09
Electrical Group	C-10 - C-13
Exterior Body Group	C-14 - C-21
Galley Group	C-22 - D-01
Heating & Air Conditioning Group	D-02 - D-04
Interior Finish Group	D-05 - D-06
Labels Group	D-07
LP Group	D-08
Lounge Group	D-09 - D-12
Sealants & Fasteners Group	D-13 - D-14
Water & Sewage Group	D-15 - D-17
Window, Vent & Exterior Door Group	D-18 - E-08

GALLEY GROUP (CONTINUED)

APPLIANCES

Key	Part Number	U/M	Description
	102019-01-01A	EA	Range Top - 4 Burner - Black
	102020-01-724	EA	Bumper - Main Top - Magic Chef 703P008-80
	102020-01-709	EA	Bumper - Grate - Magic Chef 8007P118-80
	102022-01-703	EA	Regulator - Pressure - Magic Chef 7310P031-80
	102020-01-722	EA	Valve - Top Burner - Magic Chef 7502P095-80
	102020-01-719	EA	Top - Main - Black - Magic Chef 2001F085-90
	102019-01-704	EA	Trim - Left (Black)
	102019-01-703	EA	Trim - Right (Black)
	102020-01-711	EA	Grate - Top - Magic Chef 7518P012-80
	102019-01-705	EA	Trim - Rear (Black)
	102019-01-708	EA	Panel Manifold
	102019-01-707	EA	Trim - Left - Flat
	102019-01-708	EA	Trim - Right - Flat
	102021-02-02A	EA	Cover - Range - Bi-fold - Black
	102020-01-02A	EA	Range w/Large Oven - 4 Burner - Black
	102020-01-700	EA	Range - Oven Shelf
	102020-01-701	EA	Range - Oven Door Handle
	102020-01-702	EA	Range - Manifold Panel
	102020-01-715	EA	Range - Manifold Pipe
	102020-01-704	EA	Range - Door Panel - Black
	102020-01-705	EA	Range - Cabinet Trim - Left - Black
	102020-01-706	EA	Range - Cabinet Trim - Right - Black
	102020-01-708	EA	Range - Burner Arm - Oven
	102020-01-709	EA	Range - Grate Bumper
	102020-01-710	EA	Range - Pilot Filter
	102020-01-711	EA	Range - Top Grate
	102020-01-712	EA	Range - Knob - Burner Valve
	102020-01-713	EA	Range - Thermostat Knob
	102020-01-717	EA	Range - Thermostat
	102020-01-714	EA	Range - Pilot - Oven
	102020-01-715	EA	Range - Pressure Regulator
	102020-01-719	EA	Range - Main Top - 4 Burner - Black
	102020-01-720	EA	Range - Mercury Valve
	102020-01-721	EA	Range - Shut-Off Valve
	102020-01-722	EA	Range - Top Burner Valve
	102020-01-723	EA	Range - Pilot - Burner
	102020-01-724	EA	Range - Bumper - Main Top
	102020-01-725	EA	Range - Oven Door Glass
	102020-01-726	EA	Range - Vent Deflector
	102020-01-727	EA	Range - Trim - Flat - Left
	102020-01-728	EA	Range - Trim - Flat - Right
	085280-04-000	EA	Cover - Range - Bi-Fold - Almond (Used thru 08-12-90)
	102021-02-02A	EA	Cover - Range - Bi-Fold - Black (Used from 08-13-90)
	082482-02-000	EA	Tiedown Bracket - Range w/Large Oven - Left
	082482-01-000	EA	Tiedown Bracket - Range w/Large Oven - Right
	091269-03-000	EA	Microwave w/Browning Oven - Magic Chef M16-1093
	084745-01-01A	EA	Trim - Microwave - Lower - Black
	094774-01-01A	EA	Trim - Microwave - Either Side - Black (Used from 05-27-90)
	094774-03-01A	EA	Trim - Microwave - Either Side - Black (Used from 05-28-90)
	094750-03-000	EA	Microwave Bracket (used till 11-12-89)
	094750-04-000	EA	Microwave Bracket (used from: 11-12-89)

GALLEY GROUP (CONTINUED)

APPLIANCES (CONTINUED)

Key	Part Number	U/M	Description
	094039-06-000	EA	Refrigerator - w/Large Double Door
	094039-04-700	EA	PC Board Asm. - 2-Way
	094039-04-701	EA	Eyebrow Shell - 2-Way
	094039-04-702	EA	Power Supply - 2-Way
	094039-01-702	EA	Gasket - Upper - Gray
	094039-01-703	EA	Hinge Plate - Left Hand
	094039-01-705	EA	Upper Door Liner - White
	094039-01-707	EA	Upper Door Handle Asm.
	094039-01-709	EA	Hinge Plate - Right Hand (Top) - Left Hand (Bottom)
	094039-01-711	EA	Juice Rack - Gray w/Silver Trim
	094039-01-712	EA	Door Bin - Gray w/Silver Border
	094039-01-713	EA	Door Gasket - Lower - Gray
	094039-01-714	EA	Lower Door Liner - Black/White
	094039-01-716	EA	Lower Door Handle Asm.
	094039-01-718	EA	Milk Bin - Gray w/Silver Trim
	084880-01-733	EA	Dairy Keeper - Gray w/Silver Trim
	094039-01-720	EA	Cab Asm. - Black Frame/White Liner
	084880-01-747	EA	Hole Plug - Hinge Holes
	084880-01-734	EA	Hinge Bracket - Right Hand (Top) - Left Hand (Bottom)
	084880-01-735	EA	Hinge Bracket - Left Hand (Top) - Right Hand (Bottom)
	084880-01-731	EA	Hinge Pin - Male
	094039-01-726	EA	Evaporator Shell
	084880-01-726	EA	Hinge Bracket - Center Hinge
	084880-01-726	EA	Hinge Pin Shaft - Center Hinge
	094039-01-731	EA	Crisper - Gray w/Silver Trim
	094039-01-733	EA	Wire Shelf - Middle
	094039-01-734	EA	Wire Shelf - Top w/Riser
	084880-01-736	EA	Light Switch - Black
	084880-01-715	EA	Manual Shut-Off - Harper Wyman
	084880-03-701	EA	Cooling Unit
	084880-03-700	EA	Flux Burner
	084880-01-722	EA	Crisper Cover
	086248-01-709	EA	Heater - AC
	075217-01-737	EA	Control Module
	084880-01-713	EA	Connector - Male - Inlet Fitting
	064473-01-702	EA	Orifice 6EG-2
	086248-01-706	EA	Burner (Horizontal)
	086248-01-708	EA	Electrode - Ignition
	084880-01-749	EA	Hinge Bushing
	084880-01-746	EA	Cable
	086248-01-707	EA	Electrode - Sensor
	084880-03-705	EA	Bracket - F/Int. Refrigerator Light
	084880-03-706	EA	Bulb
	084880-01-718	EA	Gas Valve
	075217-01-738	EA	Humidity Switch
	084880-01-732	EA	Latch
	084880-02-700	EA	Lower Flange
	084880-01-748	EA	Plug - Installation
	064472-01-749	EA	Plug - 1/8"
	075217-01-734	EA	Fuse - 3 Amp.
	084880-03-707	EA	Bulb Cover
	094039-01-741	EA	Tray - Shell
	065225-01-000	EA	Tiedown Plate - Refrigerator
	054450-01-000	EA	Level - Refrigerator
	093526-01-000	EA	Sink - Double Bowl - Stainless - 19" x 25"
	064952-01-000	EA	Galley Faucet - Single Control - w/Spray
	092303-01-000	EA	Strainer Sink
	093153-01-000	EA	Cutting Board - Maple
	093605-01-01A	EA	Wire Towel Rack - Almond
	093288-01-01A	EA	Silverware Tray - Almond
	088334-01-000	EA	Trash Container

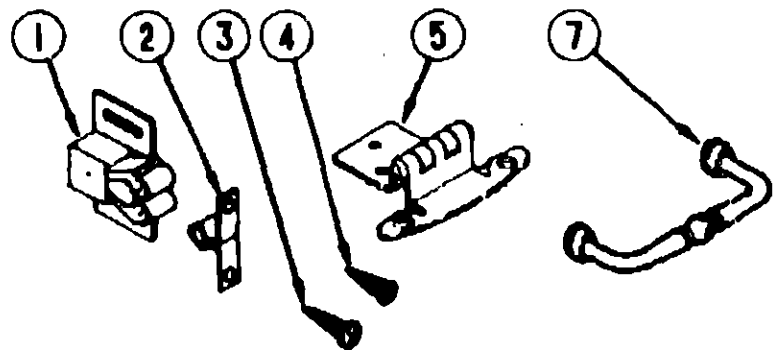
**1990 ITASCA
TABLE OF CONTENTS**

INTRODUCTION	A-01 - A-02
ABBREVIATIONS	A-03
ALPHABETICAL/GROUP REFERENCE	A-04 - A-06
IC/FP32RQ	A-07 - E-08
IC/FP37RQ	E-09 - I-13

1990 IC/FP32RC INDEX

Floor Plan	A-07 - A-08
Accessories Group	A-09 - A-12
Bath Group	A-13 - A-15
Bedroom Group	A-16 - A-20
Chassis Group	A-21 - B-10
Curtain, Cushion & Pad Group	B-11 - C-01
Dinette Group	C-02 - C-04
Driver's Compartment Group	C-05 - C-09
Electrical Group	C-10 - C-13
Exterior Body Group	C-14 - C-21
Galley Group	C-22 - D-01
Heating & Air Conditioning Group	D-02 - D-04
Interior Finish Group	D-05 - D-09
Labels Group	D-07
LP Group	D-08
Lounge Group	D-09 - D-12
Sealants & Fasteners Group	D-13 - D-14
Water & Sewage Group	D-15 - D-17
Window, Vent & Exterior Door Group	D-18 - E-08

GALLEY GROUP (CONTINUED)



CABINET HARDWARE (DOORS & CABINETS)

Key	Part Number	U/M	Description
1	093586-03-000	EA	Roller Catch
2	093586-04-000	EA	Steel Strike
3	000G68-06-10G	EA	Screw #6 - 18 x .625" POH - Antique Brass - Hinge to Cabinet
4	000G13-06-10G	EA	Screw #6 - 20 x .625" PFH - Antique Brass - Hinge to Door
5	059777-03-000	EA	Hinge - Chrome (Doors)
7	091950-01-000	EA	Pull Handle

HEATING & AIR CONDITIONING GROUP

AUTOMOTIVE HEATER/AIR CONDITIONER

Key	Part Number	U/M	Description
	090426-02-000	EA	Evaporator - A/C - ARA 0508081 (Used thru 12-12-89)
	072341-01-706	EA	Resistor - ARA 0882885
	072341-01-701	EA	Core - Heater - ARA 0560199
	103830-02-701	EA	Valve - SCS 034-0015
	090426-01-700	EA	Coil - Evaporator - ARA 0560493
	075788-01-705	EA	Valve - Expansion - ARA 1298417
	088782-02-706	EA	Clamp - Expansion Valve - ARA 0409493
	072341-07-701	EA	Thermostat - ARA 1247326
	103830-01-713	EA	Quick Connect Fitting - #4 - SCS 050-0030
	073616-02-706	EA	Switch - Pressure - Low Cut Out - ARA 1331039
	103830-01-714	EA	Quick Connect Fitting - #10 - SCS 050-0031
	072341-01-704	EA	Valve - Suction - 5/8" O-Ring - ARA 0548324
	072341-04-706	EA	Motor - Blower - SCS 030-00030
	072341-04-707	EA	Wheel - Blower - SCS 06200002
	072341-01-708	EA	Servo - Vacuum Control - ARA 1120040
	072341-01-710	EA	Control Head ASM W/O Decal - ARA 0884970
	091902-01-705	EA	Harness & Socket Jumper - ARA 0884635
	094831-01-737	EA	Cable - Air Blend - 62" - Motiva/SCS ZGG15331
	103830-02-707	EA	Relay - Bosch W/Resistor - SCS 031-0001
	094831-01-724	EA	O-Ring - #4 - Motiva/SCS ZGG14561
	103830-02-710	EA	Canister - Vacuum - SCS054-0002
	103830-01-706	EA	O-Ring - #6 - SCS 045-0010
	098815-01-702	EA	O-Ring - #8 - ARA 0059806
	103830-01-707	EA	O-Ring - #10 - SCS 045-0012
	072341-01-722	EA	Decal - Only F/Control Head - ARA 1900101
	072341-01-712	EA	Switch - Vacuum - ARA 1298539
	088227-02-701	EA	Bracket - Bowden Cable Mounting - ARA 0409417
	090426-02-701	EA	Hose - Liquid - ARA 0988221
	090426-02-702	EA	Hose - Suction - ARA 0988197
	103830-01-715	EA	Binary Switch - SCS 032-0030
	088227-02-000	EA	Evaporator - A/C - ARA 0508213 (Used From 12-13-99)
	091902-02-703	EA	Grille - ARA 0483164
	088227-01-701	EA	Crank - Mix - Round Door - ARA 0318225
	103830-01-703	EA	Coil Heater - SCS 042-0010
	088227-01-703	EA	Evaporator - Core - ARA 0560571
	088782-02-705	EA	Pin - Retainer - ARA 1701767
	103830-01-705	EA	Valve - Exp. Black - SCS 034-0019
	098815-01-702	EA	O-Ring - #6 - ARA 0059806
	103830-01-707	EA	O-Ring - #10 - SCS 045-0012
	103830-01-706	EA	O-Ring - #8 - SCS 045-0010
	094831-01-724	EA	O-Ring - #4 - Motiva/SCS ZGG14561
	072341-07-701	EA	Thermostat - ARA 1247326
	103830-01-710	EA	Fused Resistor F/Air Conditioner - SCS 035-0006
	103830-01-720	EA	Blower Motor - SCS 030-0004
	088227-01-709	EA	Wheel Required Balancing - ARA 0252064
	088227-01-711	EA	Crank - Mixing Door - ARA 0320480
	072341-01-708	EA	Servo - Vacuum Control - ARA 1120040
	088227-02-700	EA	Tube Assembly - Drain - 0831267
	088227-02-701	EA	Bracket - Bowden Cable Mounting - ARA 0409417
	088227-02-702	EA	Door Arm - F.A./Recycling - ARA 0321330
	103830-01-719	EA	Hose Arm - #10 - SCS 051-0017
	088227-02-704	EA	Bracket - Vacuum Motor - ARA 0321517
	103830-01-718	EA	Hose Arm - #6 - SCS 051-0036
	090977-01-000	EA	Knob - Switch - Rotary - Rogen NK-2-WL Control & Plenum Plenum Components Used Up Til 12-13-89
	076252-01-000	EA	Plenum - Heat - Floor - 5.5" x 8.5" x 10.7" - Plastic - Gray
	076375-01-000	EA	Plenum - Air - Intake - 16.9" x 11.8" x 8" - Plastic - Gray
	076830-01-000	EA	Plenum - Blower - 10.1" x 8.7" x 8.8" - Plastic - Gray
	076861-01-000	EA	Plenum - Defroster - Pass - 19" x 8.8" Tapered - Plastic - Gray
	076877-01-000	EA	Plenum - Defroster - Driver - 19" x 6" Tapered - Plastic - Gray

1990 ITASCA
TABLE OF CONTENTS

INTRODUCTION	A-01 - A-02
ABBREVIATIONS	A-03
ALPHABETICAL/GROUP REFERENCE	A-04 - A-06
IC/FP32RC	A-07 - E-08
IC/FP37RC	E-09 - I-13

1990 IC/FP32RC INDEX

Floor Plan	A-07 - A-08
Accessories Group	A-09 - A-12
Bath Group	A-13 - A-15
Bedroom Group	A-16 - A-20
Chassis Group	A-21 - B-10
Curtain, Cushion & Pad Group	B-11 - C-01
Dinette Group	C-02 - C-04
Driver's Compartment Group	C-05 - C-09
Electrical Group	C-10 - C-13
Exterior Body Group	C-14 - C-21
Galley Group	C-22 - D-01
Heating & Air Conditioning Group	D-02 - D-04
Interior Finish Group	D-05 - D-06
Labels Group	D-07
LP Group	D-08
Lounge Group	D-09 - D-12
Sealants & Fasteners Group	D-13 - D-14
Water & Sewage Group	D-15 - D-17
Window, Vent & Exterior Door Group	D-18 - E-08

HEATING & AIR CONDITIONING GROUP (CONTINUED)

AUTOMOTIVE HEATER/AIR CONDITIONER (CONT.)

Key	Part Number	U/M	Description
	076988-01-000	EA	Door - Air - Heater - W/Rod - Metal
	077034-02-000	EA	Seal - Door - Blower - Felt
	077076-01-000	EA	Bracket - Vacuum Control - 2.9" x 2.2" x 1.8" Tall End
	077158-01-000	EA	Duct - A/C - W/Angled Tube - 7.1" x 3.9" - Plastic - Black
	091902-04-000	EA	Control & Plenum - Auto A/C - ARA 0508342 From: 12-14-89 Thru: 99-99-99
	091902-01-700	EA	Door - Defrost/Heat - ARA 0320579
	088227-01-711	EA	Crank - Mixing Door - ARA 0320480
	091902-01-701	EA	Motor - Vacuum - ARA 1120042
	091902-02-700	EA	Rod - A/C - Heat Door - ARA 0321485
	072341-01-708	EA	Servo - Vacuum Control - ARA 1120040
	091902-02-701	EA	Transition Assembly HI - Temp - ARA 0766488
	072341-01-710	EA	Control Head Asm. W/O Decal - ARA 0884970
	072341-01-712	EA	Switch - Vacuum - ARA 1298539
	091902-01-705	EA	Harness & Socket Jumper - ARA 0884835
	094831-01-737	EA	Cable - Air Blend - 62" - Motovair/SCS ZQG15331
	091902-01-707	EA	Harness - Wire - ARA 0885623
	091902-01-708	EA	Harness - Vacuum - ARA 1000555
	103930-02-707	EA	Relay - SCS 031-0001
	103930-02-710	EA	Canister - Vacuum - SCS 054-0002
	091902-01-709	EA	Grille Return Air - ARA 1701058
	091902-02-702	EA	Bracket - Plenum Mount - ARA 0321501
	091902-02-703	EA	Grille - ARA 0483164
	091902-04-700	EA	Decal - Only - F/Control Head - ARA 1900333
	091930-04-000	EA	Duct - Defroster - W/Side Outlet - ARA 0571093

FURNACE

Key	Part Number	U/M	Description
	075686-02-000	EA	Furnace - 34,000 BTU - Suburban NT34SP
	089834-01-720	EA	Orifice - Main Burner
	075686-01-700	EA	Motor Asm.
	092300-01-728	EA	Housing - Combination Air Asm
	092300-11-000	EA	Vent Kit
	092300-05-000	EA	Gasket - Fiberglass
	092300-10-000	EA	Front Face - Top Discharge
	009188-01-000	FT	Flexible Duct - 4" Diameter
	009188-01-000	EA	Tee - 4" Diameter - w/Galvanized Damper
	088367-01-000	EA	Tee - 4" Diameter
	056464-05-000	EA	Register - 4" Diameter Plastic - w/o Damper (used from: 10-16-89)
	056464-02-000	EA	Register - 4" Diameter Plastic - w/o Damper (used Thru: 10-15-89)
	093365-01-000	EA	Thermostat
	009200-01-000	EA	Furnace Tape - 1 1/2"
	023146-01-000	EA	Screw Clamp - 4"

HEATING & AIR CONDITIONING GROUP (CONTINUED)

ROOF AIR CONDITIONING

Key	Part Number	U/M	Description
	093765-01-02A	EA	Air Conditioner - Roof Mount - Gray
	093765-01-700	EA	Decal Package
	093763-01-702	EA	Overload
	093765-01-702	EA	Evaporator
	093765-01-703	EA	Selector Switch
	093765-01-704	EA	Decal - "Cool"
	093765-01-705	EA	Decal - "Heat & Cool"
	093765-01-706	EA	Motor
	093765-01-707	EA	Spring
	093765-01-708	EA	Pinnut
	091225-01-700	EA	Shroud - Gray
	093765-02-000	EA	Ceiling Asm.
	073765-01-703	EA	Selector Switch - Rotary (w/2 Air Conditioner)
	088238-01-000	EA	Cover - A/C Selector Switch (Used with 6.5 kw Generator)
	088238-02-000	EA	Cover - A/C Selector Switch (Used with 4 kw Generator)
	092440-01-000	EA	Air Conditioner - Roof Mount - Export 220V 50 HZ
	092441-01-000	EA	Ceiling Asm.
	093766-03-000	EA	Thermostat

AUXILIARY REAR HEATER W/MOTOR AID

Key	Part Number	U/M	Description
	084405-01-000	EA	Heater Asm. - Rear - Ducted
	084405-01-700	EA	Heater Core
	084405-01-701	EA	Fan
	084405-01-702	EA	Motor - 12 Volt Asm.
	088366-02-000	EA	Connector - 4" Duct
	009198-01-000	FT	Duct - Flexible - 4" ID x 25'
	023146-01-000	EA	Clamp - Screw Type - 4"
	056464-02-000	EA	Register - 4" Dia. - Plastic - w/o Damper (used Thru: 10-15-89)
	056464-05-000	EA	Register - 4" Dia. - Plastic - w/o Damper (used from 10-16-89)
	088753-01-000	FT	Tube - Aluminized Steel - 5/8" - 18 Ga.
	008042-01-000	FT	Vinyl Tubing - .65
	082401-04-000	EA	Clamp - Hose - Wormgear - 69 - 1.25
	008380-01-000	EA	Bushing - Rubber - 5/8" x 1 1/2"
	007108-01-000	FT	Hose - Heater - 5/8" - HI-Temp
	010227-01-000	EA	Tee - Plastic - Barb - 5/8" or 3/4" Hose
	081673-01-000	EA	Clamp - Motor Aid
	087202-02-000	EA	Switch - w/o Knob - 4 Position
	090977-01-000	EA	Knob - Switch - Rotary
	024410-02-000	EA	Decal - Rear Auto Heater
	010329-01-000	EA	Brass Adapter - 1/2" F x 1/2" MPT
	052957-02-000	EA	Plastic Elbow - 1/2" F x 1/2" MPT

1990 ITASCA
TABLE OF CONTENTS

INTRODUCTION	A-01 - A-02
ABBREVIATIONS	A-03
ALPHABETICAL/GROUP REFERENCE	A-04 - A-06
IC/FP32RQ	A-07 - E-08
IC/FP37RQ	E-09 - I-13

1990 IC/FP32RC INDEX

Floor Plan	A-07 - A-08
Accessories Group	A-09 - A-12
Bath Group	A-13 - A-15
Bedroom Group	A-16 - A-20
Chassis Group	A-21 - B-10
Curtain, Cushion & Pad Group	B-11 - C-01
Dinette Group	C-02 - C-04
Driver's Compartment Group	C-05 - C-09
Electrical Group	C-10 - C-13
Exterior Body Group	C-14 - C-21
Galley Group	C-22 - D-01
Heating & Air Conditioning Group	D-02 - D-05
Interior Finish Group	D-06 - D-07
Labels Group	D-07
LP Group	D-08
Lounge Group	D-09 - D-12
Sealants & Fasteners Group	D-13 - D-14
Water & Sewage Group	D-15 - D-17
Window, Vent & Exterior Door Group	D-18 - E-08

INTERIOR FINISH GROUP

MOLDINGS & TRIM

Key	Part Number	U/M	Description
	085284-03-700	EA	Batt Strip - Regal Oak
	085284-03-000	FT	Batt Strip - Regal Oak - Tape Adhesive
	084085-04-000	EA	Batt Strip - Merino - Neutral
	085284-22-000	FT	Batt Strip - Limestone - Tape Adhesive Main Wall & Bedroom
	085284-25-000	FT	Batt Strip - Greystone - Tape Adhesive Galley & Dry Bath
	084085-16-000	EA	Batt Strip - Limestone - Galley & Dry Bath
	084085-17-000	EA	Batt Strip - Greystone - Wet Bath
	088228-04-000	EA	Batt Strip - Ivory - Ceiling
	008767-12-000	FT	Walling - Antique White
	008767-08-000	FT	Walling - Mahogany
	008778-07-000	FT	U-Channel - Light Oak 1"
	008778-11-000	FT	U-Channel - Ivory - 1"
	070604-01-000	FT	U-Channel - Light Brown - .85"
	070604-18-000	FT	U-Channel - Ivory - .85"
	070604-08-000	FT	U-Channel - Light Oak - .815"
	008808-24-000	EA	F Molding - Plastic Corner - Outside - 1" - Thor Pecan
	008812-17-000	EA	F Molding - Plastic Corner - Outside - .5" - Light Oak
	022882-08-000	FT	Molding - Reverse Cove - Off White
	042357-11-000	FT	Corner Molding - Radius Plastic - Light Oak
	077840-14-W24	FT	Cap Molding - Wall
	100182-01-AB1	FT	Molding - Chair Rail
	080176-02-000	FT	Corner Cap - Radius Plastic - Light Oak
	081521-02-007	FT	Corner Molding - Aluminum (Plastic Trim Holder)
	082707-01-02A	EA	Molding - Driftwood - Table Leg
	052858-01-W30	FT	Trim - Accent - Bed

PANELING & COUNTERTOP

Key	Part Number	U/M	Description
	074497-10-000	SF	Paneling - Regal Oak - Wall & Cabinets - 48" x 96"
	089351-03-000	SF	Paneling - Ceiling Headliner - Vinyl
	079886-02-000	SF	Paneling - Cedar - Closet
	088272-51-000	SF	Paneling - Limestone - Main Wall & Bedroom - 48" x 84"
	088272-53-000	EA	Paneling - Limestone - Galley & Dry Bath - 48" x 84"
	088272-58-000	SF	Paneling - Greystone - Galley & Dry Bath - 48" x 84"
	088272-38-000	EA	Paneling - Bone - Wet Bath - 48" x 84" (Used thru: 04-08-90)
	088272-72-000	SF	Paneling - Off White - Wet Bath - 48" x 84" (Used from 04-08-90)
	074498-33-000	SF	Laminate - Plastic - Dinette - 5' x 84"
	085217-04-000	EA	Countertop - Galley - Avonite - Almondine
	000821-01-000	SF	Veneer - Flat Luau - 48" x 96"
	088297-01-000	SF	Plywood - Luau - Overlay Grade - 48" x 96"
	000885-34-000	SF	Particle Board - 3/8" One Sided - Regal Oak - 49" x 97"
	070885-35-000	SF	Particle Board - 3/4" One Sided - Regal Oak - 49" x 97"
	000885-36-000	SF	Particle Board - 3/4" Two Sided - Regal Oak - 49" x 97"
	078325-19-000	FT	Edgeband - Almond
	078325-16-000	FT	Edgeband - Regal Oak

INTERIOR FINISH GROUP (CONTINUED)

FABRIC & CARPET

Key	Part Number	U/M	Description
	088008-11-000	YD	Fabric - Upholstery - Main (AF1)
	088008-10-000	YD	Fabric - Upholstery - Main (AF2)
	088008-09-000	YD	Fabric - Upholstery - Main (AF3)
	088274-10-000	YD	Fabric - Upholstery - Accent (AF1)
	088008-30-000	YD	Fabric - Upholstery - Accent (AF2)
	088008-31-000	YD	Fabric - Upholstery - Accent (AF3)
	088273-32-000	YD	Fabric - Bedspread - Azule (AF1)
	088273-35-000	YD	Fabric - Bedspread - Multi (AF2)
	088273-38-000	YD	Fabric - Bedspread - Haze (AF3)
	072880-88-000	SY	Carpet - Blue Bonnet (AF1) (Used thru: 01-07-90)
	088080-13-000	SY	Carpet - Blue Bonnet (AF1)
	088080-03-000	SY	Carpet - Gray (AF2, AF3)
	092308-03-01A	SF	Flooring - Wood Parquet
	093485-01-000	SY	Carpet - Charcoal - Outside Storage Compartments
	072233-01-000	SY	Pad - Carpet - 3/8"
	078880-01-000	YD	Vinyl - 26 oz. - Buckskin
	089351-01-000	YD	Vinyl - Headliner

MISCELLANEOUS

Key	Part Number	U/M	Description
	094499-01-000	EA	Fire Extinguisher - 1A10 B.C. (USA)
	094499-02-000	EA	Fire Extinguisher - 1A10 B.C. (CSA)
	081075-02-000	EA	Floor Mat - Entrance
	081074-02-000	EA	Floor Mat - Driver
	081072-02-000	EA	Floor Mat - Passenger
	054185-35-000	EA	Owners Manual - 1990
	072852-01-000	EA	Smoke Detector - w/9 Volt Battery (USA)
	072852-02-000	EA	Smoke Detector - w/9 Volt Battery (CSA)

1990 ITASCA TABLE OF CONTENTS

INTRODUCTION	A-01 - A-02
ABBREVIATIONS	A-03
ALPHABETICAL/GROUP REFERENCE	A-04 - A-06
IC/FP32RC	A-07 - E-08
IC/FP37RC	E-09 - I-13

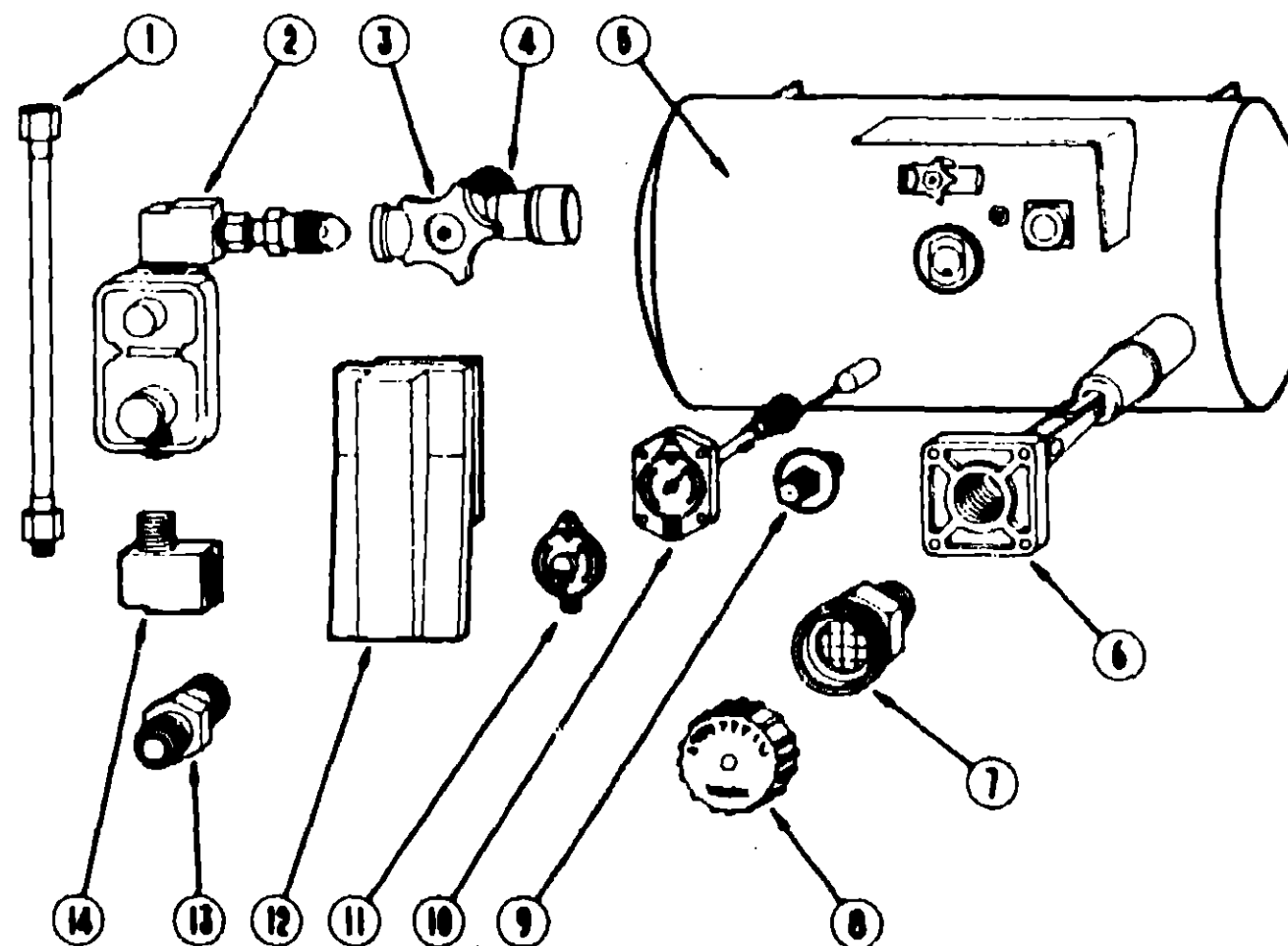
1990 IC/FP32RC INDEX

Floor Plan	A-07 - A-08
Accessories Group	A-09 - A-12
Bath Group	A-13 - A-15
Bedroom Group	A-16 - A-20
Chassis Group	A-21 - B-10
Curtain, Cushion & Pad Group	B-11 - C-01
Dinette Group	C-02 - C-04
Driver's Compartment Group	C-05 - C-09
Electrical Group	C-10 - C-13
Exterior Body Group	C-14 - C-21
Galley Group	C-22 - D-01
Heating & Air Conditioning Group	D-02 - D-04
Interior Finish Group	D-05 - D-06
Labels Group	D-07
LP Group	D-08
Lounge Group	D-09 - D-12
Sealants & Fasteners Group	D-13 - D-14
Water & Sewage Group	D-15 - D-17
Window, Vent & Exterior Door Group	D-18 - E-08

LABELS GROUP

Key	Part Number	U/M	Description
	087207-05-000	EA	Label - Fuel Cap Removal (GM-15611783)
	082043-01-000	EA	Label - Unleaded Fuel
	075220-01-000	EA	Label - Exterior Load Warning
	079985-01-000	EA	Label - LPG - 80% Capacity
	074558-01-000	EA	Label - "LPG" (California Code)
	054531-01-000	EA	Label - LP Gas Only (USA)
	023788-01-000	EA	Label - LP Gas Only (CSA)
	038290-01-000	EA	Label - Warning - Exit
	047731-01-000	EA	Label - Emergency Exit
	008198-01-000	EA	Label - Exit - Escape Window
	087207-05-000	EA	Label - Fuel Cap Removal
	089888-01-000	EA	Label - Warning - Cancer/Toxicity (California Code)
	086258-01-000	EA	Label - Safety Check List
	086748-01-000	EA	Label - Caution - Battery Charging
	077864-01-000	EA	Label - Warning - Smoke Detector
	073888-01-000	EA	Label - LP Gas Odor Warning
	077510-01-000	EA	Label - Generator Prep
	050225-01-000	EA	Label - Warning - Stove Vent (USA)
	050222-01-000	EA	Label - Warning - Stove Vent (CSA)
	008187-01-000	EA	Label - Sewage
	008188-01-000	EA	Label - Waste Water
	075221-03-000	EA	Label - Towing Capacity
	087238-01-000	EA	Label - Cable Input
	087238-02-000	EA	Label - TV Outlet
	008084-01-000	EA	Label - Seat w/o Seat Belt (USA)
	008084-02-000	EA	Label - Seat w/o Seat Belt (CSA)
	035708-01-000	EA	Label - Warning - No Storage
	074883-01-000	EA	Label - Air Conditioner Selector Switch
	091224-02-000	EA	Label - Trailer Lighting
	091243-01-000	EA	Label - Air Conditioner Cover
	098508-01-000	EA	Label - Warning - Exit
	038290-01-000	EA	Label - Warning - Exit
	008031-01-000	EA	Label - Potable Water Only
	054531-01-000	EA	Label - LP Gas Only
	056253-01-000	EA	Label - Safety Checklist
	080342-01-000	EA	Label - Vapor Relief
	092547-03-000	EA	Label - Circuit Breaker
	086508-01-000	EA	Label - Compartment - Not Sealed
	103272-01-000	EA	Label - Travel Latch
	008040-01-000	EA	Tag - Gas Refueling Warning (USA)
	008040-02-000	EA	Tag - Gas Refueling Warning (CSA)
	008082-01-000	EA	Tag - Electrical - 110 Volt Connection
	008019-01-000	EA	Tag - RVIA Approved - Plastic

LP GROUP



Key	Part Number	U/M	Description
1	045703-01-000	EA	Hose Arm - LP - 3/8" ID x 24" (USA)
1	045703-02-000	EA	Hose Arm - LP - 3/8" ID x 24" (CSA)
2	078301-01-000	EA	Regulator - Two Stage
3	040421-01-708	EA	Handwheel - Service Valve
4	040421-01-703	EA	Service Valve - Vapor Relief
5	088253-03-000	EA	LP Tank - 100 Pound - 18" Dia. x 36"
6	040421-01-711	EA	Inner Tank Valve - 80% Fill
7	040421-01-701	EA	Fill Valve
8	040421-01-702	EA	Fill Valve Cap
9	040421-01-700	EA	Liquid Level Gauge
10	040421-01-707	EA	Float Gauge
11	040440-02-000	EA	Dial - Visible Face - Float Gauge (w/Electric Transmitter)
12	081938-01-000	EA	Cover - LP Regulator
13	010323-01-000	EA	Adapter - Brass - 3/8" F x 1/2" MPT
14	086318-02-000	EA	Elbow - Brass - 90° - 3/8" MPT x 3/8" FPT
	086741-01-000	EA	Gauge - Diaphragm Pressure - Test Leak (Manometer)
	083380-01-000	EA	Coupler - Black Steel - 1/2" ID to 3/8" ID
	008042-01-000	FT	Vinyl Tubing - .86" ID
	018188-03-000	EA	Grommet - 3/8" - 2.5" Long

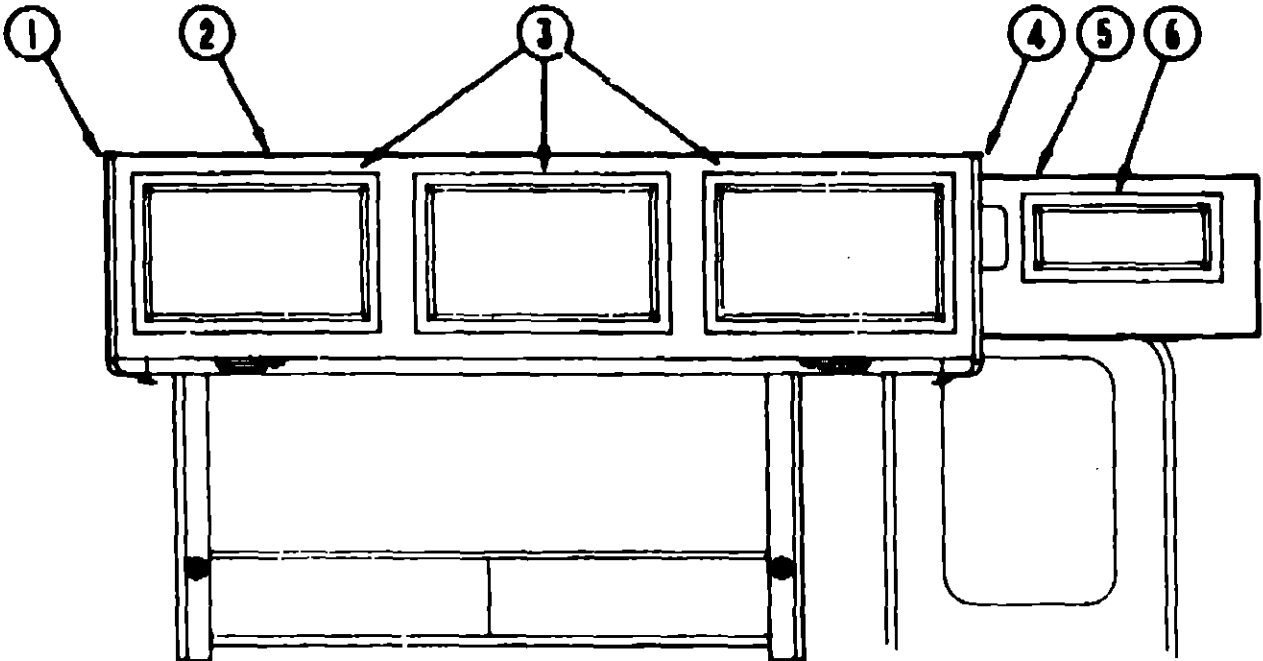
1990 ITASCA TABLE OF CONTENTS

INTRODUCTION	A-01 - A-02
ABBREVIATIONS	A-03
ALPHABETICAL GROUP REFERENCE	A-04 - A-06
IC/FP32RC	A-07 - E-08
IC/FP37RC	E-09 - I-13

1990 IC/FP32RC INDEX

Floor Plan	A-07 - A-08
Accessories Group	A-09 - A-12
Bath Group	A-13 - A-15
Bedroom Group	A-16 - A-20
Chassis Group	A-21 - B-10
Curtain, Cushion & Pad Group	B-11 - C-01
Dinette Group	C-02 - C-04
Driver's Compartment Group	C-05 - C-09
Electrical Group	C-10 - C-13
Exterior Body Group	C-14 - C-21
Galley Group	C-22 - D-01
Heating & Air Conditioning Group	D-02 - D-04
Interior Finish Group	D-05 - D-06
Labels Group	D-07
LP Group	D-08
Lounge Group	D-09 - D-12
Sealants & Fasteners Group	D-13 - D-14
Water & Sewage Group	D-15 - D-17
Window, Vent & Exterior Door Group	D-18 - E-08

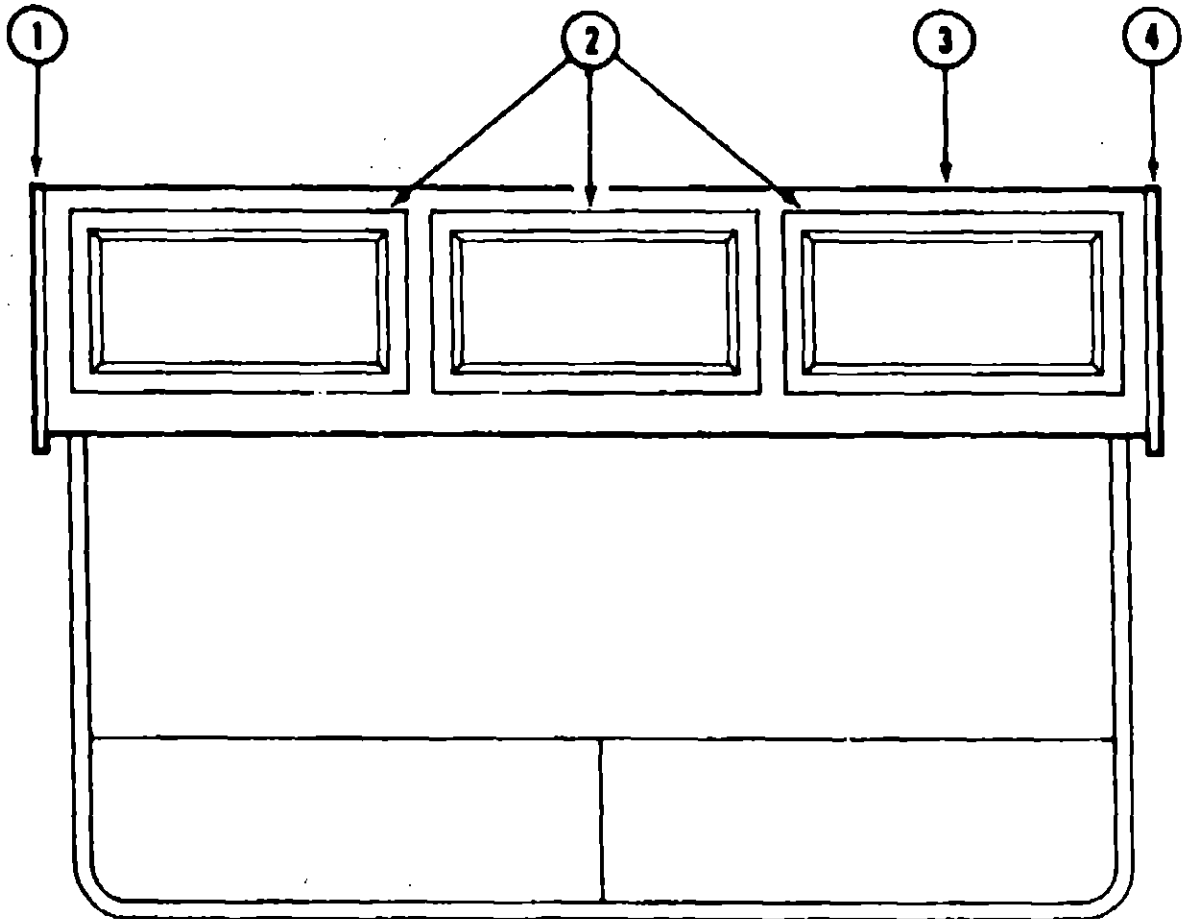
LOUNGE GROUP



OVERHEAD CABINERY - PASSENGER SIDE LOUNGE

Key	Part Number	U/M	Description
1	085488-02-X19	EA	End Cap Asm. - Overhead Cabinet
2	M04008-04-AF1	EA	Cabinet Asm. - Overhead - w/o Doors (Used till: 10-01-89)
2	M04008-58-AF1	EA	Cabinet Asm. - Overhead - w/o Doors (Used From: 10-02-89)
3	097028-11-AF1	EA	Door Asm. - Overhead Cabinet - w/o Hardware
4	085488-01-X19	EA	End Cap Asm. - Overhead Cabinet
5	M04008-08-AF1	EA	Cabinet Asm. - Overhead - w/o Door
6	M97028-17-AF1	EA	Door Asm. - Overhead Cabinet - Tambour
	053552-02-W04	EA	Hand Rail - Entrance Door - w/o Brackets
	089178-01-000	EA	Bracket - Hand Rail - Entrance Door
	074045-01-000	EA	Oak Plug - 1/2" Diameter

LOUNGE GROUP (CONTINUED)



OVERHEAD CABINERY - DRIVER SIDE LOUNGE

Key	Part Number	U/M	Description
1	085488-02-X19	EA	End Cap Asm. - Overhead Cabinet
2	M97028-11-AF1	EA	Door Asm. - Overhead Cabinet - w/o Hardware
3	M04008-10-AF1	EA	Cabinet Asm. - Overhead - w/o Doors (Used till: 10-01-89)
3	M04008-11-AF1	EA	Cabinet Asm. - Overhead - w/o Doors (Used from: 10-02-89)
	074045-01-000	EA	Oak Plug - 1/2" Diameter
4	085488-01-X19	EA	End Cap Asm. - Overhead Cabinet

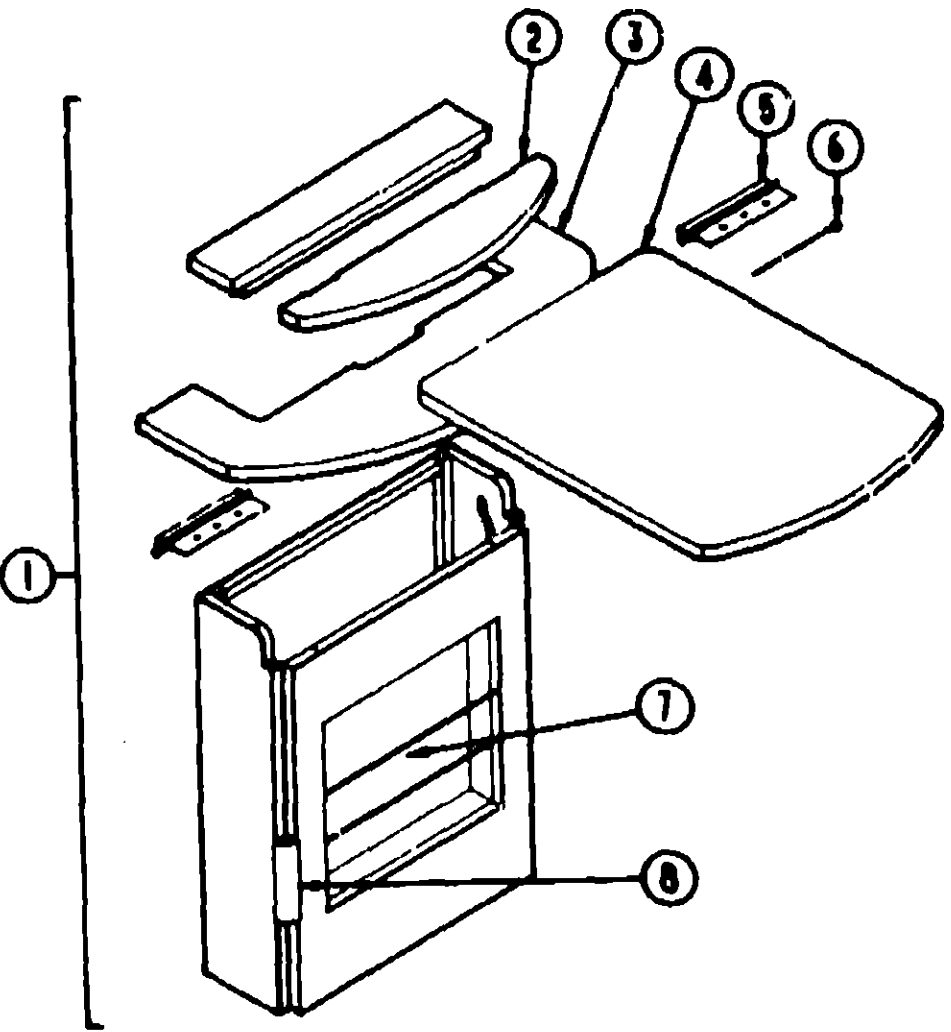
1990 ITASCA
TABLE OF CONTENTS

INTRODUCTION	A-01 - A-02
ABBREVIATIONS	A-03
ALPHABETICAL/GROUP REFERENCE	A-04 - A-06
IC/FP32RQ	A-07 - E-08
IC/FP37RQ	E-09 - I-13

1990 IC/FP32RC INDEX

Floor Plan	A-07 - A-08
Accessories Group	A-09 - A-12
Bath Group	A-13 - A-15
Bedroom Group	A-16 - A-20
Chassis Group	A-21 - B-10
Curtain, Cushion & Pad Group	B-11 - C-01
Dinette Group	C-02 - C-04
Driver's Compartment Group	C-05 - C-09
Electrical Group	C-10 - C-13
Exterior Body Group	C-14 - C-21
Galley Group	C-22 - D-01
Heating & Air Conditioning Group	D-02 - D-04
Interior Finish Group	D-05 - D-06
Labels Group	D-07
LP Group	D-08
Lounge Group	D-09 - D-12
Sealants & Fasteners Group	D-13 - D-14
Water & Sewage Group	D-15 - D-17
Window, Vent & Exterior Door Group	D-18 - E-08

LOUNGE GROUP (CONTINUED)



PULLOUT TABLE

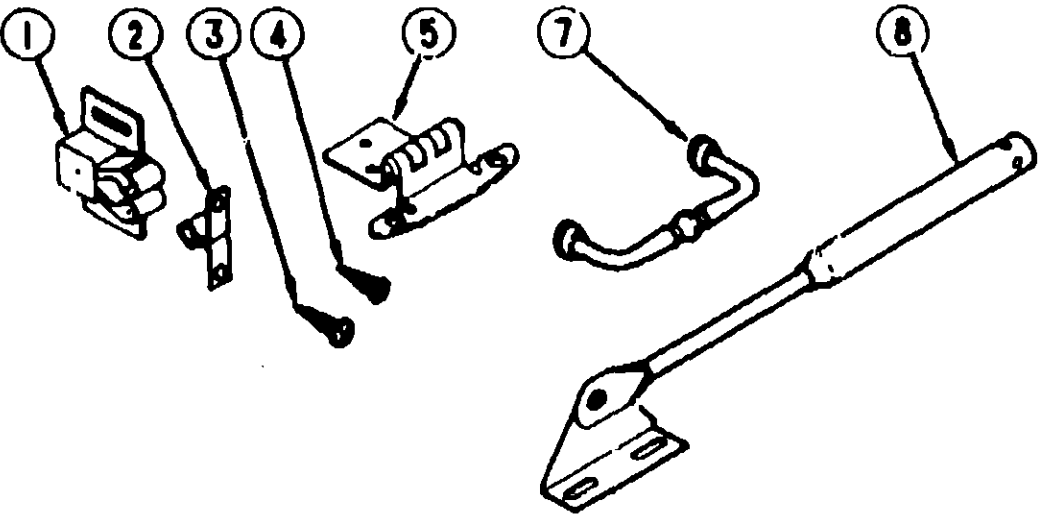
Key	Part Number	U/M	Description
1	088926-03-AC1	EA	Table Asm. - Pullout Table - w/o Hardware
2	088926-13-AB6	EA	Cover - Flip Up - Pullout Table - w/o Hardware
3	088926-12-AB6	EA	Top
4	088926-11-AB6	EA	Table Top - Pullout
5	080726-01-000	EA	Pull Handle - Table Top
6	009059-01-000	EA	Hinge - 2" x 1.4" - Brass
7	079921-01-000	EA	Roller - Nylon w/Shaft
8	097208-01-AC1	EA	Magazine Rack
	084071-05-000	EA	Brass Rod - 15" Long
	042357-11-000	EA	Corner Molding
	079789-01-000	EA	Support Pullout Table - Beige

ICEMAKER CABINET (OPTION)

Key	Part Number	U/M	Description
**	076789-01-000	EA	Ice Maker - Black Glass Front - 14" x 14.5" x 24.5" - Dome
	M82887-01-Y21	EA	Cabinet - Ice Maker - w/o Doors or Hardware
	042357-11-000	EA	Molding - Corner - Radius - 1.5" x 7" - Plastic
	081521-02-007	EA	Mount - Metal Molding - For Radius Corner Molding
	074489-01-000	EA	Beverage Holder - w/Tray - 5" x 24" - Oak - Unfinished
	M02483-01-X19	EA	Countertop - 23.4" x 30.5" Tapered
	M02484-01-X19	EA	Slideout Top - Ice Maker Cabinet - 18.9" x 23.4"
	088792-02-000	YD	Velcro Tape - Loop - Adhesive Backed - .75" Wide
	016804-01-000	EA	Brace - Cabinet - Angled Metal - 2.5"
	016804-03-000	EA	Brace - Cabinet Angle - 2.5" - Beige

** The illustrated parts breakdown for this item is provided on the Common Items Fiche.

LOUNGE GROUP (CONTINUED)



CABINET HARDWARE (DOORS & CABINETS)

Key	Part Number	U/M	Description
1	083586-03-000	EA	Roller Catch
2	083586-04-000	EA	Steel Strike
3	000G88-06-10G	EA	Screw - #6 - 18 x .625" PWH - Antique Brass - Hinge to Cabinet
4	000G13-06-10G	EA	Screw - #6 - 20 x .625" PFH - Antique Brass - Hinge to Door
5	059777-03-000	EA	Hinge - Chrome (Doors)
7	091950-01-000	EA	Pull Handle
8	074493-02-000	EA	Door Support

1990 ITASCA
TABLE OF CONTENTS

INTRODUCTION	A-01 - A-02
ABBREVIATIONS	A-03
ALPHABETICAL/GROUP REFERENCE	A-04 - A-06
IC/FP32RC	A-07 - E-08
IC/FP37RC	E-09 - I-13

1990 IC/FP32RC INDEX

Floor Plan	A-07 - A-08
Accessories Group	A-09 - A-12
Bath Group	A-13 - A-15
Bedroom Group	A-16 - A-20
Chassis Group	A-21 - B-10
Curtain, Cushion & Pad Group	B-11 - C-01
Dinette Group	C-02 - C-04
Driver's Compartment Group	C-05 - C-09
Electrical Group	C-10 - C-13
Exterior Body Group	C-14 - C-21
Galley Group	C-22 - D-01
Heating & Air Conditioning Group	D-02 - D-04
Interior Finish Group	D-05 - D-06
Labels Group	D-07
LP Group	D-08
Lounge Group	D-09 - D-12
Sealants & Fasteners Group	D-13 - D-14
Water & Sewage Group	D-15 - D-17
Window, Vent & Exterior Door Group	D-18 - E-08

SEALANTS & FASTENERS

SCREWS & FASTENERS

Key	Part Number	U/M	Description
	000C13-07-488	EA	Bolt - Hex - 7/16 - 20 x 3 - Zn 5
	000C26-05-208	EA	Bolt - Hex - Ser Flg 5/16 - 18 x 1 1/4" - Zinc
	000D24-10-008	EA	Nut - Hex - Locking - 10-32 - Zn
	000D39-05-008	EA	Nut - Hex - Ser Flg Lk - 5/16 - 18 - Zn
	000D39-06-008	EA	Nut - Hex - Ser Flg Lk - 3/8 - 18 - Zn
	000D39-08-008	EA	Nut - Hex - Ser Flg Lk - 1/2 - 13 - Zn
	000D44-07-008	EA	Nut - Hex - Ser Flg Lk - 7/16 - 20 - Zn
	000E13-11-008	EA	Washer - Flat - 3/16" Wide - Zn
	000G11-06-10J	EA	Screw - 8 - 20 x 5/8 PPH - Brass
	000G11-07-088	EA	Screw - 7 - 19 x 1/2 PPH - Zn
	000G11-08-088	EA	Screw - 8 - 18 x 3/8 PPH - Zn
	000G11-08-12B	EA	Screw - 8 - 18 x 3/4 PPH - Zn
	000G11-08-12D	EA	Screw - 8 - 18 x 3/4 PPH - Black
	000G11-08-12P	EA	Screw - 8 - 18 x .75 - Dark Brown
	000G11-08-12R	EA	Screw - 8 - 18 x .75 PPH - Beige
	000G11-08-12S	EA	Screw - 8 - 18 x .75 PPH - Off White
	000G11-08-12X	EA	Screw - 8 - 18 x 3/4 PPH - Gray
	000G11-08-16S	EA	Screw - 8 - 18 x 1.00 PPH - Off White
	000G11-10-10X	EA	Screw - 10 - 16 x 5/8 PPH - Gray
	000G11-10-12D	EA	Screw - 10 - 16 x 3/4 PPH - Black
	000G11-10-24P	EA	Screw - 10 - 16 x 1 1/2 PPH - Dark Brown
	000G12-08-12S	EA	Screw - 8 - 18 x .75 POH - Off White
	000G12-08-12X	EA	Screw - 8 - 18 x 3/4 POH - Gray
	000G12-08-16S	EA	Screw - 8 - 18 x 1" POH - Off White
	000G13-08-088	EA	Screw - 8 - 20 x 1/2 PFH - Zn
	000G13-08-10G	EA	Screw - 8 - 20 x 5/8 PFH - Antique Brass
	000G13-07-12B	EA	Screw - 7 - 19 x 3/4 PFH - Zn
	000G13-08-18B	EA	Screw - 8 - 18 x 1 PFH - Zn
	000G18-08-12B	EA	Screw - Machine - 8 - 32 x 3/4" PPH - Zn
	000G18-08-18B	EA	Screw - Machine - 8 - 32 x 1 PPH - Zn
	000G18-08-22B	EA	Screw - Machine - 8 - 32 x 1 3/8 PPH - Zn
	000G39-08-088	EA	Screw - SF/DR 8 - 18 x 1/2 PPH - Zn
	000G39-08-08R	EA	Screw - SF/DR 8 - 18 x 1/2 PPH - Beige
	000G39-08-08X	EA	Screw - SF/DR 8 - 18 x 1/2 PPH - Gray
	000G39-08-12B	EA	Screw - SF/DR 8 - 18 x 3/4 PPH - Zn
	000G39-08-12R	EA	Screw - SF/DR 8 - 18 x 3/4 PPH - Beige
	000G39-08-16S	EA	Screw - SF/DR 8 - 18 x 1.00 PPH - Off White
	000G39-08-24B	EA	Screw - SF/DR 8 - 18 x 1 1/2 PPH - Zn
	000G39-08-24S	EA	Screw - SF/DR 8 - 18 x 1.50 PPH - Off White
	000G39-10-10B	EA	Screw - SF/DR 10 - 16 x .62" PPH - Off White
	000G39-10-12D	EA	Screw - SF/DR 10 - 16 x 3/4 PPH - Black
	000G39-10-20B	EA	Screw - SF/DR 10 - 16 x 1 1/4 PPH - Zn
	000G39-12-12E	EA	Screw - SF/DR 12 - 14 x 3/4 PPH - Chrome
	000G42-04-18B	EA	Screw - SF/DR 1/4 - 14 x 1 HWH - Zn
	000G53-04-08B	EA	Screw - Machine - 1/4 - 20 x 3/8 PPH - Zn
	000G54-04-20B	EA	Screw - 1/4 - 20 x 1 1/4 PTH Typ 23 - Zn
	000G67-10-08B	EA	Screw - 10 - 12 x 1/2 PPH - Zn
	000G67-10-08R	EA	Screw - 10 - 12 x 1/2 PPH - Beige - Type A
	000G67-10-10B	EA	Screw - 10 - 12 x 5/8 PPH - Zn - Type A
	000G67-10-10R	EA	Screw - 10 - 12 x 5/8 PPH - Beige - Type A
	000G67-10-12B	EA	Screw - 10 - 12 x 3/4 PPH - Zn
	000G67-10-12P	EA	Screw - 10 - 12 x .75 PPH - Dark Brown
	000G67-10-12D	EA	Screw - 10 - 12 x .75 PPH - Tan
	000G67-10-24B	EA	Screw - 10 - 12 x 1 1/2 PPH - Zn
	000G67-10-32B	EA	Screw - 10 - 12 x 2 PPH - Zn
	000G68-08-10G	EA	Screw - 8 - 18 x 5/8 POH - Antique Brass
	000H16-04-08R	EA	Rivet - Pop - AL 1/8 x .313 - .375
	0080R1-01-000	EA	Nut - Speed - C Type - No. 8 Screw
	082401-02-000	EA	Clamp - Hose - Wormgear - 1.56" - 2.5"
	082401-08-000	EA	Clamp - Hose - Wormgear - .22" x .62"
	007161-01-000	EA	Clamp - Hose - Spring Type - 1/2"
	008343-01-000	EA	Tie - Wire - 6"
	008386-01-000	EA	Grommet - Snap - 3/8
	008401-01-000	EA	Strap - Conduit - 3/4" - 1 Hole - Galvanized Steel

SEALANTS & FASTENERS GROUP (CONTINUED)

SCREWS & FASTENERS (CONTINUED)

Key	Part Number	U/M	Description
	010495-01-000	EA	Clamp - Cable - 9/16"
	010497-01-000	EA	Clamp - Closed - 5/8" ID
	010497-03-000	EA	Clamp - Closed - 1 ID - Cushioned
	010499-01-000	EA	Clamp - Closed - 3/8" ID
	016804-01-000	EA	Brace - Cabinet - Angled Metal - 2.5"
	083609-01-000	EA	Clamp - Wire Dual - Equal 5/8" Dia.
	084884-01-000	EA	Plug - Brass - 3/8"
	087721-01-000	EA	Screw - Flat Head - Tapping - 1/4 x 1 1/4 LG - Zn
	089371-01-000	EA	Screw - Machine - 8 - 32 x 3 5/16 - Zn
	075148-02-000	EA	Clamp - Grounding - Bronze Screws
	075908-01-000	EA	Screw - Machine - 10 - 32 x .56 PTH - Zn
	049465-04-000	EA	Screw - 10 - 18 x 1 PTH w/Washer - Beige
	076790-01-000	EA	Screw - 8 - 20 x 1 1/4 PPH - Black
	083729-04-000	EA	Rivnut - 10 - 32 UNF - .010 - .060

SEALANTS & ADHESIVES

Key	Part Number	U/M	Description
	004020-01-000	QT	Adhesive - ABS Cement (Plastic Fittings)
	004005-02-000	GL	Adhesive - Swifts - Glue (Sidewalls)
	053786-07-000	EA	Bedding Compound - Tube - Beige (Exterior)
	053776-09-000	EA	Bedding Compound - Tube - Clear (Window)
	053786-08-000	EA	Bedding Compound - Tube - Gray (Exterior)
	102352-01-000	EA	Bedding Compound - Tube - Black (Luggage Compartment)
	053786-02-000	EA	Bedding Compound - Tube - Off White (Exterior)
	002328-02-000	EA	Block - Rubber Spacer (Windshield)
	077987-01-000	EA	Sealant - Acrylic Latex - Tube - Off White (Interior Sealant)
	034552-04-000	EA	Sealant - Silicone - Beige
	034552-02-000	EA	Sealant - Silicone - Clear
	034552-07-000	EA	Sealant - Silicone - Dark Gray
	034552-06-000	EA	Sealant - Silicone - Off White
	039518-01-000	EA	Sealant Silicone - Black
	089640-01-000	FT	Sealer Ribbon - .25" Bead x 20'
	089640-02-000	FT	Sealer Ribbon - .5" x .125" x 30'
	089640-03-000	FT	Sealer Ribbon - .75" x .125" x 30'
	089640-09-000	FT	Sealer Ribbon - 1/32" x 2.5" x 30'
	089640-06-000	FT	Sealer Ribbon - 5/16" Bead x 15'
	089640-07-000	FT	Sealer Ribbon - 2" x 3/32" x 30'
	089640-10-000	FT	Sealer Ribbon - 1/32" x 1.5" x 100'
	002707-02-000	FT	Sealer Tape - 5/16" x 1/2"
	102353-01-700	EA	Seam Sealer - Tube - Gray (Roof Seams)
	094401-01-000	EA	Seam Sealer - Tube - Clear (Cap to Sidewall)
	102353-01-700	EA	Seam Sealer - Tube - Aluminum (Roof)
	083642-01-000	FT	Tape - Adhesive - .10mm x 1.5" Wide
	038886-01-000	EA	Tape - Butyl - .31" x .31" x 148" (Windshield)
	076322-01-000	FT	Tape - Foam - Double Coated - .025 x .75 x 72' (Fiberglass Sidewall Seams)
	076322-02-000	FT	Tape - Foam - Double Coated - .045 x 1" (Fiberglass Sidewall Seams)
	100028-01-000	FT	Tape - Foam - Double Coated - .031 x .75 x 72' (Non-Structural Fastening)
	008200-01-000	EA	Tape - Furnace - 1.5"
	002825-01-000	FT	Weather Stripping (Roof Vent)
	081377-01-700	EA	Adhesive - Cyanoacrylate - 10GM

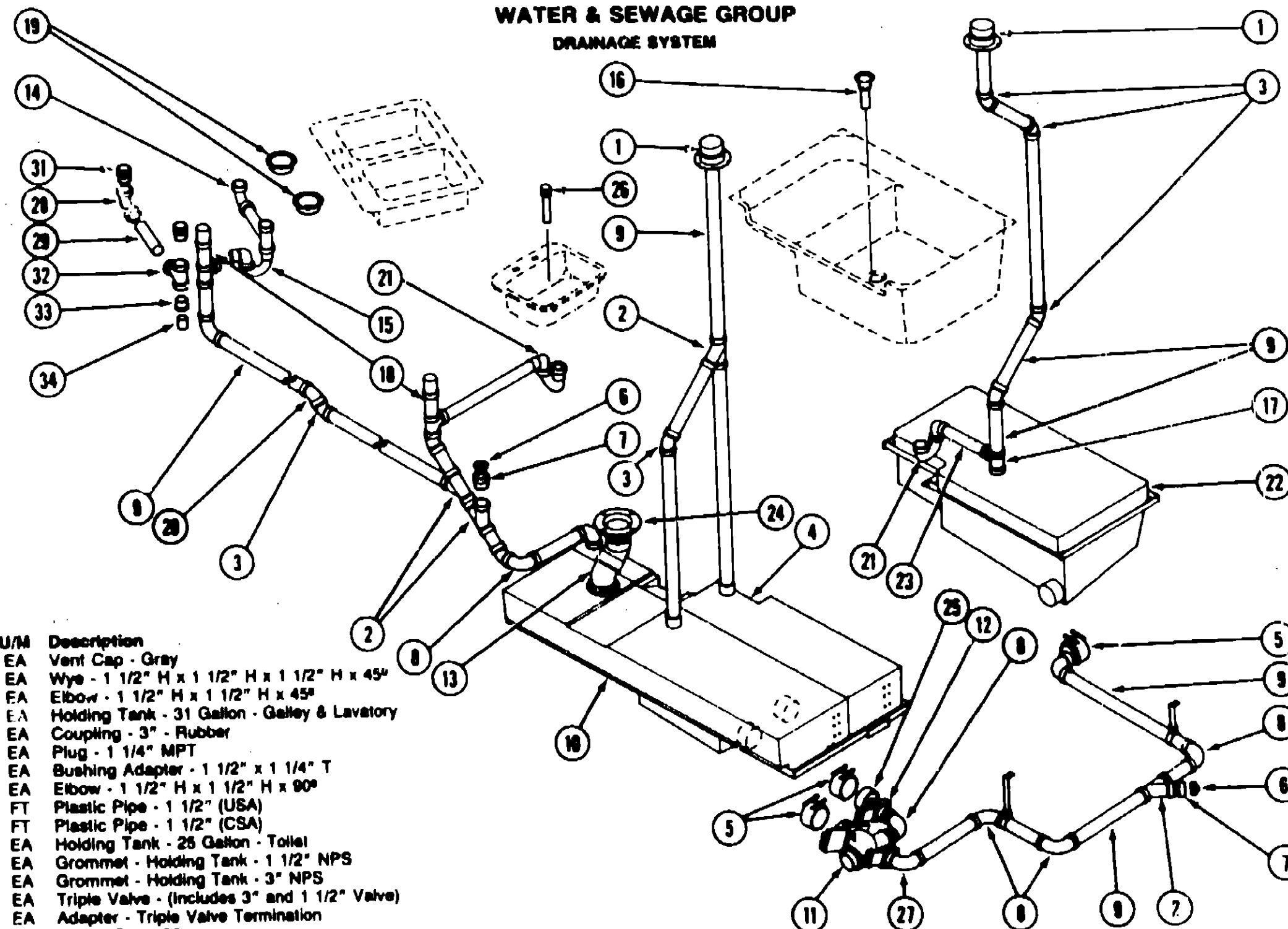
1990 ITASCA
TABLE OF CONTENTS

INTRODUCTION	A-01 - A-02
ABBREVIATIONS	A-03
ALPHABETICAL/GROUP REFERENCE	A-04 - A-06
IC/FP32RQ	A-07 - E-08
IC/FP37RQ	E-09 - I-13

1990 IC/FP32RC INDEX

Floor Plan	A-07 - A-08
Accessories Group	A-09 - A-12
Bath Group	A-13 - A-15
Bedroom Group	A-16 - A-20
Chassis Group	A-21 - B-10
Curtain, Cushion & Pad Group	B-11 - C-01
Dinette Group	C-02 - C-04
Driver's Compartment Group	C-05 - C-09
Electrical Group	C-10 - C-13
Exterior Body Group	C-14 - C-21
Galley Group	C-22 - D-01
Heating & Air Conditioning Group	D-02 - D-04
Interior Finish Group	D-05 - D-08
Labels Group	D-07
LP Group	D-08
Lounge Group	D-09 - D-12
Sealants & Fasteners Group	D-13 - D-14
Water & Sewage Group	D-15 - D-17
Window, Vent & Exterior Door Group	D-18 - E-08

WATER & SEWAGE GROUP **DRAINAGE SYSTEM**



Key	Part Number	U/M	Description
1	083558-02-000	EA	Vent Cap - Gray
2	010073-01-000	EA	Wye - 1 1/2" H x 1 1/2" H x 1 1/2" H x 45°
3	010006-01-000	EA	Elbow - 1 1/2" H x 1 1/2" H x 45°
4	088385-01-000	EA	Holding Tank - 31 Gallon - Galley & Lavatory
5	078406-01-000	EA	Coupling - 3" - Rubber
6	010166-02-000	EA	Plug - 1 1/4" MPT
7	010122-01-000	EA	Bushing Adapter - 1 1/2" x 1 1/4" T
8	010006-01-000	EA	Elbow - 1 1/2" H x 1 1/2" H x 90°
9		FT	Plastic Pipe - 1 1/2" (USA)
10		FT	Plastic Pipe - 1 1/2" (CSA)
11	088384-01-000	EA	Holding Tank - 25 Gallon - Toilet
	061607-01-000	EA	Grommet - Holding Tank - 1 1/2" NPS
	061607-02-000	EA	Grommet - Holding Tank - 3" NPS
	082696-01-000	EA	Triple Valve - (Includes 3" and 1 1/2" Valve)
	082417-01-000	EA	Adapter - Triple Valve Termination
	082415-01-000	EA	Sewer Cap - 3"
	082416-01-000	EA	Sewer Hose Adapter - 3" - w/Twist Lock
	010201-01-000	EA	Sewer Hose - 3"
	088330-01-000	EA	Sewer Hose Adapter - Sewer Hose End
12	082695-01-000	EA	Valve - 1 1/2"
	088770-01-000	EA	Standoff - 3/8" x 1 1/4"
	088771-01-000	EA	Threaded Rod
13	010061-01-000	EA	Street Elbow - 3" x 45
14	011091-01-000	EA	Continuous Waste Asm. (USA)
15	011086-03-000	EA	P-Trap (USA)
15	063335-01-000	EA	P-Trap (CSA)
16	011089-02-000	EA	Tailpiece - Brass
17	010079-01-000	EA	Tee - 1 1/2" H x 1 1/2" H x 1 1/4" H
18	078668-01-000	EA	Vent
19	082303-01-000	EA	Sink Strainer
	088436-01-000	EA	Strainer Nut
20	010051-01-000	EA	Street Elbow - 1 1/2" x 45°
21	011086-03-000	EA	P-Trap (USA)
21	011086-02-000	EA	P-Trap (CSA)
22	078674-01-000	EA	Holding Tank - 25 Gallon - Shower

Key	Part Number	U/M	Description
23		FT	Plastic Pipe - 1 1/4" (USA)
23		FT	Plastic Pipe - 1 1/4" (CSA)
24	010147-01-000	EA	Close Flange (USA)
24	010147-02-000	EA	Close Flange (CSA)
25	082422-01-000	EA	Reducer Adapter - 3" x 1 1/2"
26	088827-01-701	EA	Tailpiece - Plastic
27	033761-01-000	EA	Street Elbow - 1 1/2" x 90°

CONTINUOUS WASTE (CANADA)

Key	Part Number	U/M	Description
28	010006-01-000	EA	Elbow - 1 1/2" H x 1 1/2" H x 90°
29		FT	Plastic Pipe - 1 1/2"
31	033302-02-000	EA	Adapter
32	010071-01-000	EA	Tee - 1 1/2" H x 1 1/2" x 1 1/2" H
33	010122-01-000	EA	Bushing Adapter - 1 1/2" x 1 1/4" H
34		FT	Plastic Pipe - 1 1/4"

D-18

1990 ITASCA **TABLE OF CONTENTS**

INTRODUCTION	A-01 - A-02
ABBREVIATIONS	A-03
ALPHABETICAL/GROUP REFERENCE	A-04 - A-06
IC/FP32RQ	A-07 - E-08
IC/FP37RQ	E-09 - I-13

1990 IC/FP32RC INDEX

Floor Plan	A-07 - A-08
Accessories Group	A-09 - A-12
Bath Group	A-13 - A-15
Bedroom Group	A-16 - A-20
Chassis Group	A-21 - B-10
Curtain, Cushion & Pad Group	B-11 - C-01
Dinette Group	C-02 - C-04
Driver's Compartment Group	C-05 - C-09
Electrical Group	C-10 - C-13
Exterior Body Group	C-14 - C-21
Galley Group	C-22 - D-01
Heating & Air Conditioning Group	D-02 - D-04
Interior Finish Group	D-05 - D-06
Labels Group	D-07
LP Group	D-08
Lounge Group	D-09 - D-12
Sealants & Fasteners Group	D-13 - D-14
Water & Sewage Group	D-15 - D-17
Window, Vent & Exterior Door Group	D-18 - E-08

D-18

WATER & SEWAGE GROUP (CONTINUED)

WATER LINES & HARDWARE

Key	Part Number	U/M	Description
	084952-01-000	EA	Galley Faucet - Single Control w/Spray
	081240-02-000	EA	Water Fill - Lockable
	031558-03-000	EA	Shower Faucet
	011048-05-000	EA	Shower Head - w/80" Hose (CSA)
	011048-02-000	EA	Shower Head - w/80" Hose (US)
	083999-01-02A	EA	Lavatory Faucet
	079381-01-000	EA	Tubing - Flexible - Smooth - 1.25" ID
	074482-02-000	EA	Tubing Vinyl - 3/8" ID
	038622-01-000	EA	Cap - Brass - 3/8" Flare
	051393-01-000	EA	Water Heater - Motor Aid - Atwood
	079317-01-000	EA	Adapter - Swivel - 1/2" Tube x 1/2" FPT
	010224-01-000	EA	Plastic Adapter - 3/8" MPT x 3/8" Barb
	046128-01-000	EA	Plastic Valve Drain - 1/2" FPT
	052952-01-000	EA	Plastic Nut - 1/2" F
	052957-02-000	EA	Plastic Elbow - 1/2" F x 1/2" MPT
	065120-01-000	EA	Plastic Elbow - Swivel - 1/2"
	052959-01-000	EA	Plastic Connector - 1/2" F x 1/4" MPT
	052953-01-000	EA	Plastic Nut - Faucet - 1/2" Tube x 1/2" FPT
	052954-01-000	EA	Plastic Nose Cone Adapter - 3/8" or 1/2"
	052955-01-000	EA	Plastic Tee - 1/2" F x 1/2" MPT x 1/2" F
	052958-01-000	EA	Plastic Tee - 1/2" F x 1/2" F x 1/2" F
	083217-01-000	EA	Plastic Tee - Swivel - 1/2"
	052960-01-000	EA	Plastic Valve - Line Drain
	052961-02-000	EA	Plastic Header - 1/2" MPT x 1/2" F x 1/2" F x 1/2" F
	007181-01-000	EA	Hose Clamp - Spring Type - 1/2"
	062401-01-000	EA	Hose Clamp - Wormgear - .81" To 1.75"
	098807-01-000	EA	Water Pump (US)
	098807-01-700	EA	Replacement Pump Head
	098807-01-701	EA	Drive Asm.
	098807-01-702	EA	Diaphragm Kit
	098807-01-703	EA	Valve Asm.
	098807-01-704	EA	Upper Housing
	098807-01-705	EA	Check Valve Kit
	098807-01-706	EA	Switch Kit - Upper Housing
	098807-01-707	EA	Motor/Baseplate Replacement
	098807-02-000	EA	Water Pump (CSA)
	081189-01-000	EA	Water Tank 58 Gal.
	086449-01-000	EA	Wire Asm. - Water Tank
	077954-02-000	EA	Filter & Screen (Water Tank)
	042989-03-000	EA	Spinweld Fitting - 1 1/4" NPT
	042989-04-000	EA	Spinweld Fitting - 3/8" FPT
	042989-05-000	EA	Spinweld Fitting - 1/2" FPT
	044827-01-000	EA	Adapter - Plastic - 1 1/4" MPT x 1 1/4" BARB
	049032-01-000	EA	Spinweld Patch - 3/8"
	098729-01-000	EA	Water Heater Bypass Kit

WINDOW, VENT & EXTERIOR DOOR GROUP

POWER ROOF VENT (BATH)

Key	Part Number	U/M	Description
	084489-10-000	EA	Power Roof Vent w/Power Lift
	084489-10-700	EA	Screen Asm. w/Plastic Garnish
	084489-03-702	EA	Vent Lid - White
	084489-03-706	EA	Lift Mechanism
	084489-03-707	EA	Lift Mechanism Motor
	084489-03-708	EA	Drive Gear
	084489-03-709	EA	Motor Pinion Gear

NON-POWERED ROOF VENT

Key	Part Number	U/M	Description
	090392-01-Y12	EA	Roof Vent Asm. - Non-Powered - w/o Screen
	051384-01-000	EA	Cover - Roof Vent
	052639-01-001	EA	Hinge
	009440-01-000	EA	Lift Mechanism
	009439-01-000	EA	Crank
	009439-02-000	EA	Knob
	009439-03-000	EA	Extension
	009439-04-000	EA	Screw - 8 - 32 x 1 1/4" POH
	002825-01-000	EA	Weatherstrip
	078786-01-Y12	EA	Screen Asm.
	002291-02-000	SF	Screen - 18" - Charcoal
	002298-02-000	FT	Spline

POWERED ROOF VENT (BATH) (CSA)

Key	Part Number	U/M	Description
..	084489-08-000	EA	Powered Roof Vent
..	The illustrated parts breakdown for this item is provided on the Common Items Fiche.		

1990 ITASCA
TABLE OF CONTENTS

INTRODUCTION	A-01 - A-02
ABBREVIATIONS	A-03
ALPHABETICAL/GROUP REFERENCE	A-04 - A-08
IC/FP32RQ	A-07 - E-08
IC/FP32RQ	E-09 - I-13

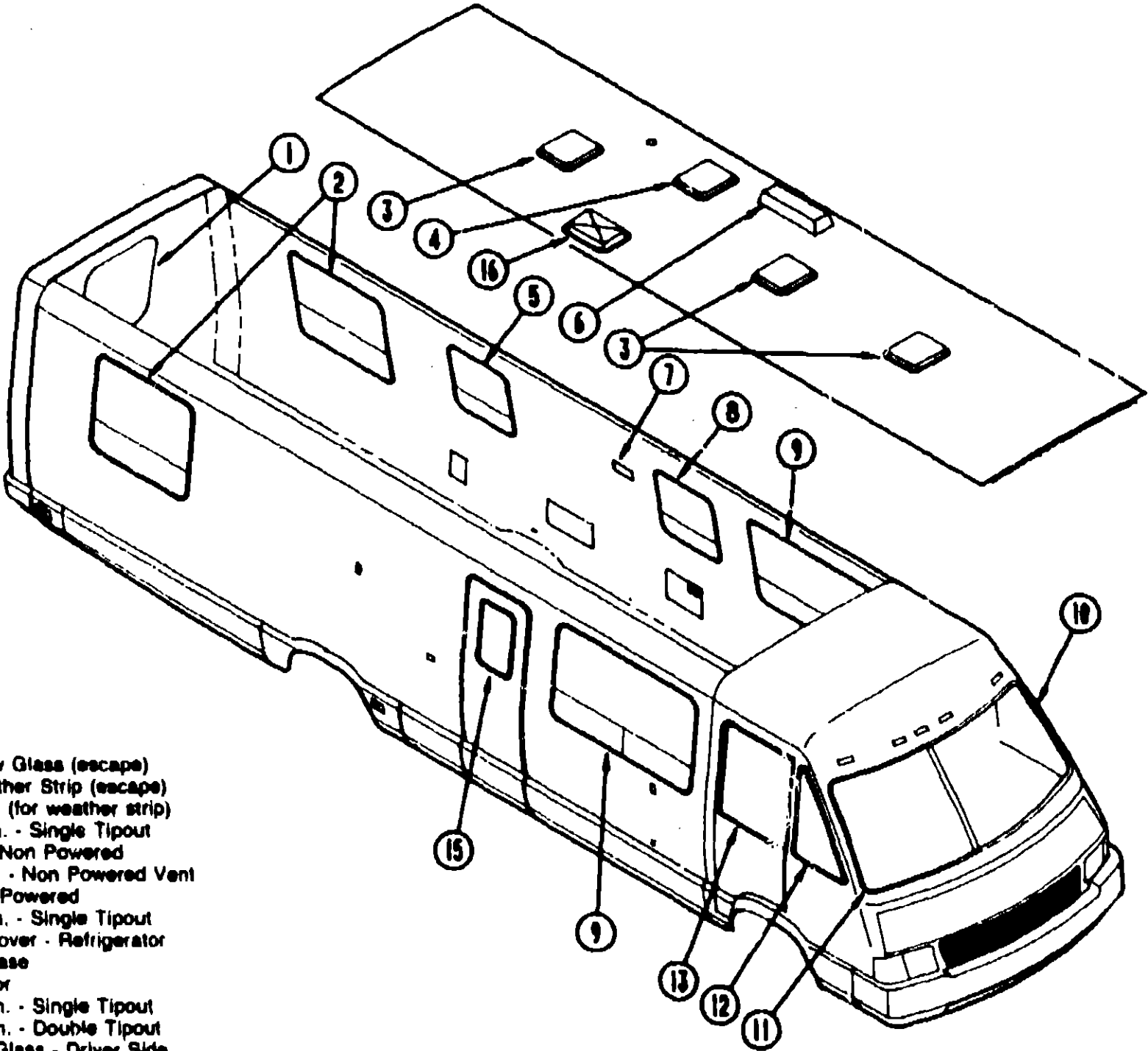
1990 IC/FP32RC INDEX

Floor Plan	A-07 - A-08
Accessories Group	A-09 - A-12
Bath Group	A-13 - A-15
Bedroom Group	A-16 - A-20
Chassis Group	A-21 - B-10
Curtain, Cushion & Pad Group	B-11 - C-01
Dinette Group	C-02 - C-04
Driver's Compartment Group	C-05 - C-09
Electrical Group	C-10 - C-13
Exterior Body Group	C-14 - C-21
Galley Group	C-22 - D-01
Heating & Air Conditioning Group	D-02 - D-04
Interior Finish Group	D-05 - D-08
Labels Group	D-07
LP Group	D-08
Lounge Group	D-09 - D-12
Sealants & Fasteners Group	D-13 - D-14
Water & Sewage Group	D-15 - D-17
Window, Vent & Exterior Door Group	D-18 - E-08

WINDOW, VENT & EXTERIOR DOOR GROUP (CONTINUED)
WINDOWS & VENTS

1990 ITASCA
TABLE OF CONTENTS

INTRODUCTION	A-01 - A-02
ABBREVIATIONS	A-03
ALPHABETICAL/GROUP REFERENCE	A-04 - A-06
IC/FP32RQ	A-07 - E-08
IC/FP37RQ	E-09 - I-13

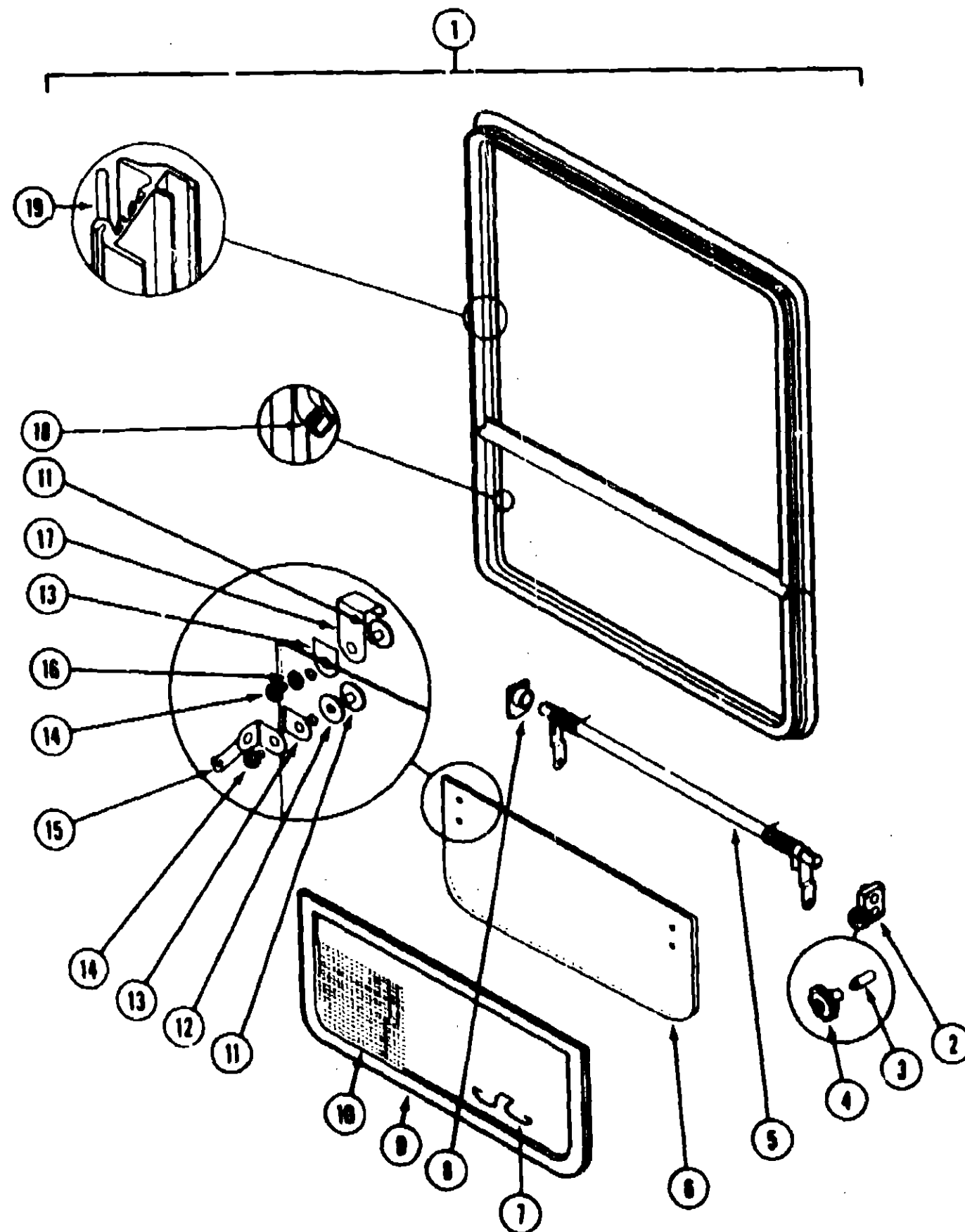


Key	Part Number	U/M	Description
1	090992-01-000	EA	Rear Window Glass (escape)
	094423-05-000	EA	Rubber Weather Strip (escape)
	002285-01-000	FT	Rubber Filler (for weather strip)
2	092235-04-Y12	EA	Window Asm. - Single Tipout
3	090392-01-Y12	EA	Vent Asm. - Non Powered
	078788-01-Y12	EA	Screen Asm. - Non Powered Vent
4	084489-10-000	EA	Vent Asm. - Powered
5	092235-02-Y12	EA	Window Asm. - Single Tipout
6	084073-02-000	EA	Roof Vent Cover - Refrigerator
	084073-04-000	EA	Roof Vent Base
7	092898-02-03A	EA	Vent - w/Door
8	092235-02-Y12	EA	Window Asm. - Single Tipout
9	092234-04-Y12	EA	Window Asm. - Double Tipout
10	074887-02-000	EA	Windshield Glass - Driver Side
11	074887-01-000	EA	Windshield Glass - Passenger Side
12	078871-02-000	EA	Window Glass - Corner Vent - Passenger Side
	078871-01-000	EA	Window Glass - Corner Vent - Driver Side
13	M78469-01-000	EA	Window Asm. - Passenger Door (stationary)
	M78469-02-000	EA	Window Asm. - Driver Door (stationary)
	078379-01-000	EA	Window Glass - Sliding (driver or passenger side)
15	079733-04-T03	EA	Window Asm. - Picture
16	077902-01-000	EA	Skylight Cover - Inside
16	080910-01-000	EA	Skylight Cover - Outside
16	081171-01-000	EA	Skylight Trim - Outside

1990 IC/FP32RQ INDEX

Floor Plan	A-07 - A-08
Accessories Group	A-09 - A-12
Bath Group	A-13 - A-15
Bedroom Group	A-16 - A-20
Chassis Group	A-21 - B-10
Curtain, Cushion & Pad Group	B-11 - C-01
Dinette Group	C-02 - C-04
Driver's Compartment Group	C-05 - C-09
Electrical Group	C-10 - C-13
Exterior Body Group	C-14 - C-21
Galley Group	C-22 - D-01
Heating & Air Conditioning Group	D-02 - D-04
Interior Finish Group	D-05 - D-08
Labels Group	D-07
LP Group	D-08
Lounge Group	D-09 - D-12
Sealants & Fasteners Group	D-13 - D-14
Water & Sewage Group	D-15 - D-17
Window, Vent & Exterior Door Group	D-18 - E-08

WINDOW, VENT & EXTERIOR DOOR GROUP (CONTINUED)



BATH SINGLE TIPOUT WINDOW

Key	Part Number	U/M	Description
1	092235-02-Y12	EA	Window Asm. - Single Tipout
	090993-02-01A	EA	Inside Frame (not included w/Window Assembly)
2	035302-02-000	EA	Operator Drive
3	090025-01-000	EA	Extension - Window Knob (not included w/Window Assembly)
4	067052-02-000	EA	Window Knob - Beige (not included w/Window Assembly)
	099371-01-000	EA	Screw - Window Knob - Zinc (not included w/Window Assembly)
4	101290-01-01A	EA	Window Knob - Brass (not included w/Window Assembly)
	101299-01-01A	EA	Screw - Window Knob - Brass (not included w/Window Assembly)
5	083150-10-000	EA	Torque Tube Asm.
6	084068-15-000	EA	Glass - 1/8" x 9 1/4" x 24.5"
7	100168-01-000	EA	Screen Clip
8	081354-01-000	EA	Torque Tube Sleeve
9	100235-02-B07	EA	Screen Asm.
10	080218-03-000	SF	Window Screen - 12"
	100240-01-000	FT	Window Screen Spline
11	086782-01-000	EA	Window T-Nut
12	088927-03-000	EA	Seal - Rubber
13	084473-01-000	EA	Seal - Rubber
14	086783-01-000	EA	Screw - #10 - 32 x 1/4" PTH
15	097578-01-000	EA	Connecting Rod Asm.
	081649-01-000	EA	Snap Ring Clip
16	084453-02-000	EA	Plastic Washer - .06 x .50 x .25
17	089913-01-000	EA	Hinge
18	084067-01-000	FT	Seal - Sponge Rubber
19	089640-06-000	FT	Ribbon Sealer (not included w/Window Assembly)

GALLEY WINDOW

Key	Part Number	U/M	Description
1	092235-02-Y12	EA	Window Asm. - Single Tipout
	090993-02-01A	EA	Inside Frame (not included w/Window Assembly)
2	035302-02-000	EA	Operator Drive
3	099439-06-000	EA	Extension - Window Knob (not included w/Window Assembly)
4	099439-05-000	EA	Window Knob - Beige (not included w/Window Assembly)
	099439-07-000	EA	Screw - Window Knob - Zinc (not included w/Window Assembly)
5	083150-10-000	EA	Torque Tube Asm.
6	084068-15-000	EA	Glass - 1/8" x 9.2" x 24.5"
7	100168-01-000	EA	Screen Clip
8	081354-01-000	EA	Torque Tube Sleeve
9	100235-02-B07	EA	Screen Asm.
10	080218-03-000	SF	Window Screen - 12"
	100240-01-000	FT	Window Screen Spline
11	086782-01-000	EA	Window T-Nut
12	088927-03-000	EA	Seal - Rubber
13	084473-01-000	EA	Seal - Rubber
14	086783-01-000	EA	Screw - #10 - 32 x 1/4" PTH
15	097578-01-000	EA	Connecting Rod Asm.
	081649-01-000	EA	Snap Ring Clip
16	084453-02-000	EA	Plastic Washer - .06 x .50 x .25
17	089913-01-000	EA	Hinge
18	084067-01-000	FT	Seal - Sponge Rubber
19	089640-06-000	FT	Ribbon Sealer (not included w/Window Assembly)

1990 ITASCA TABLE OF CONTENTS

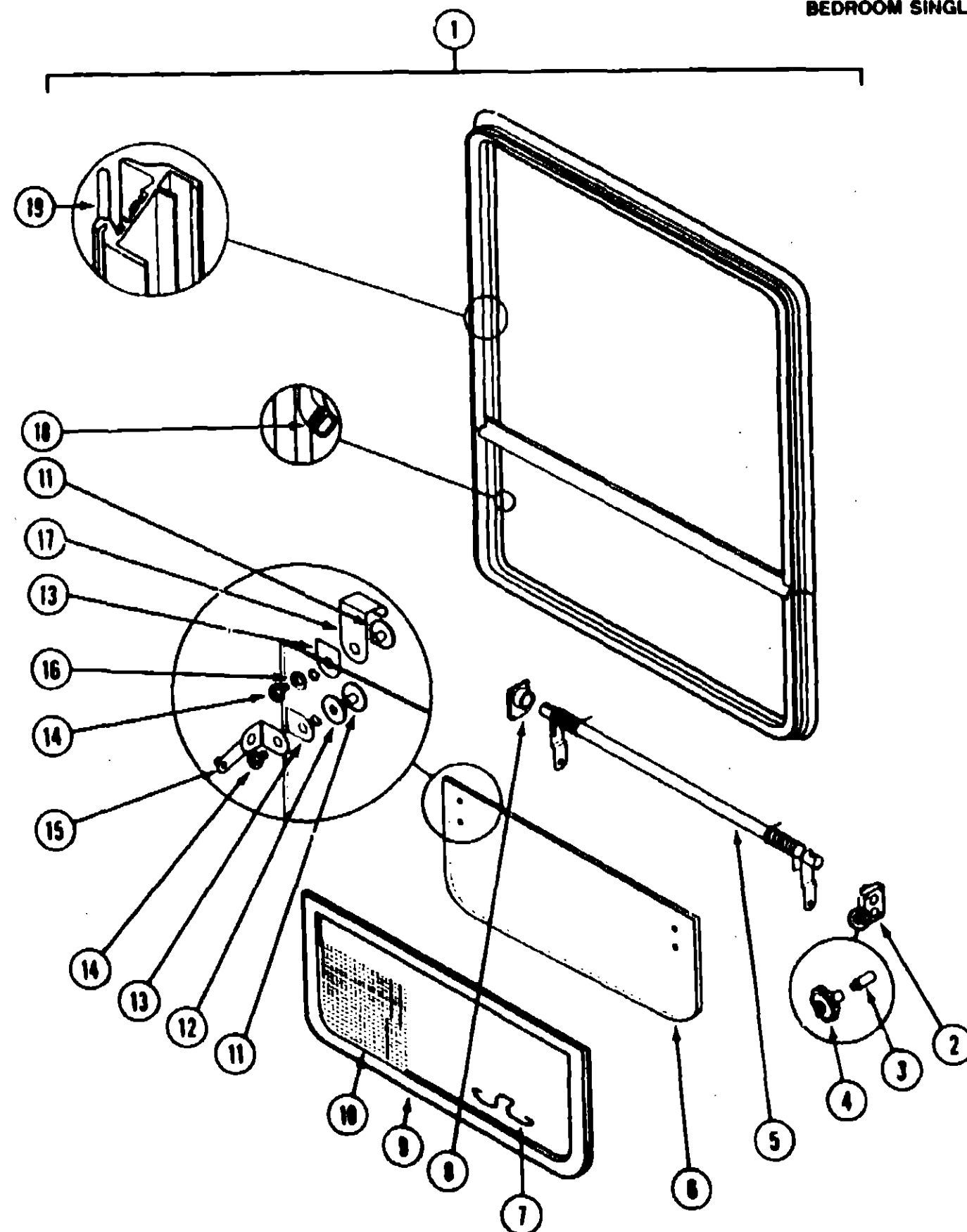
INTRODUCTION	A-01 - A-02
ABBREVIATIONS	A-03
ALPHABETICAL/GROUP REFERENCE	A-04 - A-06
IC/FP32RQ	A-07 - E-08
IC/FP37RQ	E-09 - I-13

1990 IC/FP32RQ INDEX

Floor Plan	A-07 - A-08
Accessories Group	A-09 - A-12
Bath Group	A-13 - A-15
Bedroom Group	A-16 - A-20
Chassis Group	A-21 - B-10
Curtain, Cushion & Pad Group	B-11 - C-01
Dinette Group	C-02 - C-04
Driver's Compartment Group	C-05 - C-09
Electrical Group	C-10 - C-13
Exterior Body Group	C-14 - C-21
Galley Group	C-22 - D-01
Heating & Air Conditioning Group	D-02 - D-04
Interior Finish Group	D-05 - D-06
Labels Group	D-07
LP Group	D-08
Lounge Group	D-09 - D-12
Sealants & Fasteners Group	D-13 - D-14
Water & Sewage Group	D-15 - D-17
Window, Vent & Exterior Door Group	D-18 - E-08

WINDOW, VENT & EXTERIOR DOOR GROUP (CONTINUED)

BEDROOM SINGLE TIPOUT WINDOW



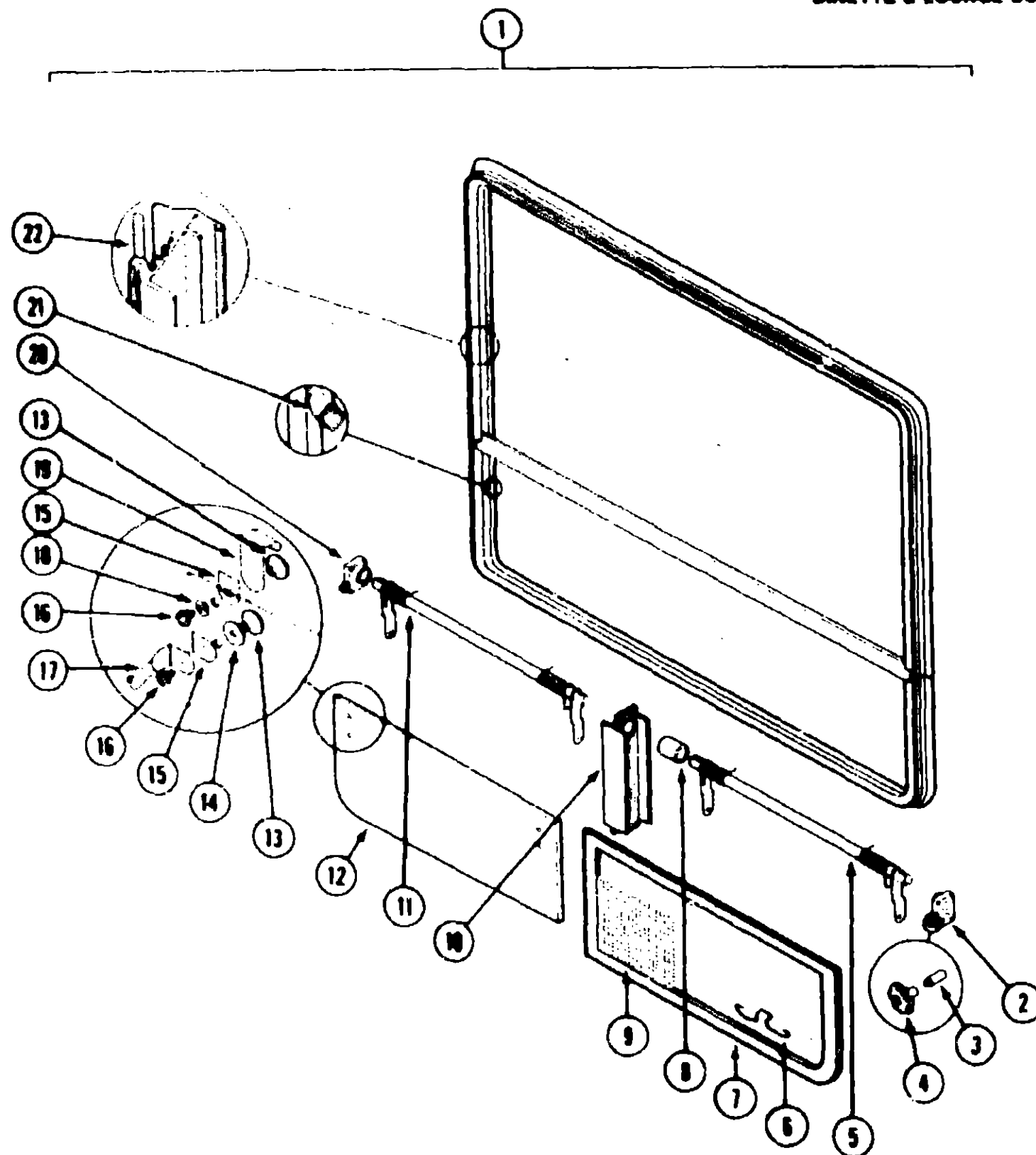
Key	Part Number	U/M	Description
1	092235-04-Y12	EA	Window Asm. - Single Tipout
2	090893-04-01A	EA	Inside Frame (not included w/Window Assembly)
3	035302-02-000	EA	Operator Drive
4	090025-01-000	EA	Extension - Window Knob (not included w/Window Assembly)
4	067052-02-000	EA	Window Knob - Beige (not included w/Window Assembly)
4	089371-01-000	EA	Screw - Window Knob - Zinc (not included w/Window Assembly)
4	101290-01-01A	EA	Window Knob - Brass (not included w/Window Assembly)
4	101289-01-01A	EA	Screw - Window Knob - Brass (not included in w/Window Assembly)
5	083150-12-000	EA	Torque Tube Asm.
6	084068-17-000	EA	Glass - 2.9 mm x 234.7 mm x 1018 mm
7	100168-01-000	EA	Screen Clip
8	081354-01-000	EA	Torque Tube Sleeve
9	100235-04-B07	EA	Screen Asm.
10	080218-03-000	SF	Window Screen - 12"
10	100240-01-000	FT	Window Screen Spine
11	088782-01-000	EA	Window T-Nut
12	068927-03-000	EA	Seal - Rubber
13	084473-01-000	EA	Seal - Rubber
14	086738-01-000	EA	Screw - #10 - 32 x 1/4" PTH
15	097578-01-000	EA	Connecting Rod Asm.
16	081849-01-000	EA	Snap Ring Clip
17	084453-02-000	EA	Plastic Washer - .06 x .50 x .25
17	089913-01-000	EA	Hinge
18	084067-02-000	FT	Seal - Sponge Rubber
19	089840-06-000	FT	Ribbon Sealer (not included w/Window Assembly)

1990 ITASCA TABLE OF CONTENTS

INTRODUCTION	A-01 - A-02
ABBREVIATIONS	A-03
ALPHABETICAL/GROUP REFERENCE	A-04 - A-06
IC/FP32RQ	A-07 - E-08
IC/FP37RQ	E-09 - I-13

1990 IC/FP32RQ INDEX

Floor Plan	A-07 - A-08
Accessories Group	A-09 - A-12
Bath Group	A-13 - A-15
Bedroom Group	A-16 - A-20
Chassis Group	A-21 - B-10
Curtain, Cushion & Pad Group	B-11 - C-01
Dinette Group	C-02 - C-04
Driver's Compartment Group	C-05 - C-09
Electrical Group	C-10 - C-13
Exterior Body Group	C-14 - C-21
Galley Group	C-22 - D-01
Heating & Air Conditioning Group	D-02 - D-04
Interior Finish Group	D-05 - D-06
Labels Group	D-07
LP Group	D-08
Lounge Group	D-09 - D-12
Sealants & Fasteners Group	D-13 - D-14
Water & Sewage Group	D-15 - D-17
Window, Vent & Exterior Door Group	D-18 - E-06

BAR/LOUNGE DOUBLE TIP-OUT WINDOW

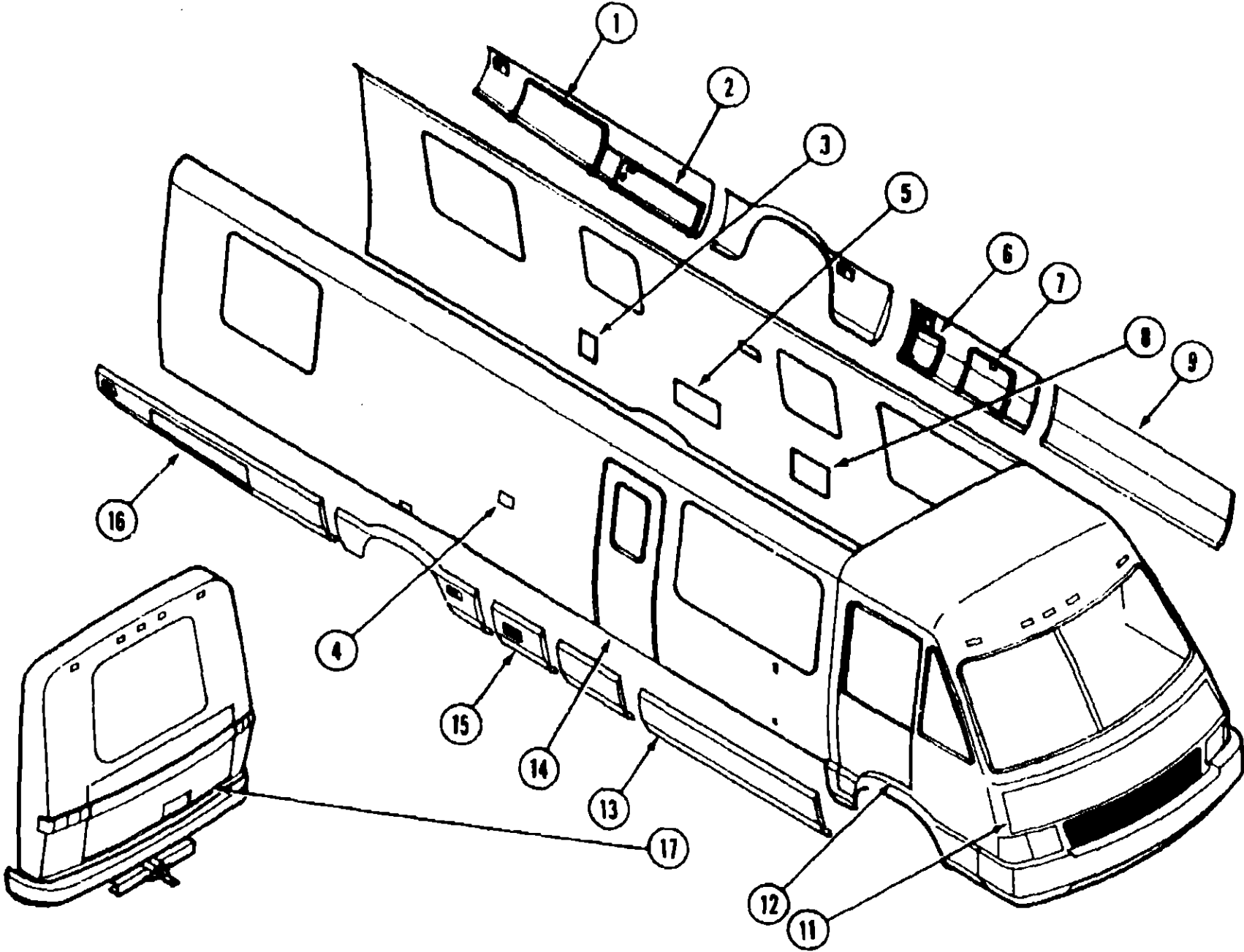
Key	Part Number	U/M	Description
1	082234-04-Y12	EA	Window Asm. - Double Tipout
	080883-10-01A	EA	Inside Frame (not included w/Window Assembly)
2	035302-02-000	EA	Operator Drive
3	080025-01-000	EA	Extension - Window Knob (not included w/Window Assembly)
4	087052-02-000	EA	Window Knob - Beige (not included w/Window Assembly)
	088371-01-000	EA	Screw - Window Knob - Zinc (not included w/Window Assembly)
4	101280-01-01A	EA	Window Knob - Brass (not included w/Window Assembly)
	101280-01-01A	EA	Screw - Window Knob - Brass (not included w/Window Assembly)
5	083227-08-000	EA	Torque Tube Asm.
6	100188-01-000	EA	Screen Clip
7	100234-08-807	EA	Screen Asm. - Right Side (Illustrated)
	100234-08-807	EA	Screen Asm. - Left Side (not illustrated)
8	088816-51-001	EA	Torque Tube Sleeve
9	080218-03-000	SF	Window Screen - 12"
	100240-01-000	FT	Window Screen Spline
10	088803-01-01A	EA	Mulion - Black
11	083228-08-000	EA	Torque Tube Asm.
12	084088-22-000	EA	Glass - 2.9 mm x 234.7 mm x 758.5 mm
13	088782-01-000	EA	Window T-Nut
14	088927-03-000	EA	Seal - Rubber
15	084473-01-000	EA	Seal - Rubber
16	086783-01-000	EA	Screw - #10 - 32 x 1/4" PTH
17	097578-01-000	EA	Connecting Rod Asm.
	081649-01-000	EA	Snap Ring Clip
18	084453-02-000	EA	Plastic Washer - .06 x .50 x .25
19	089913-01-000	EA	Hinge
20	035302-01-000	EA	Operator Drive
21	084067-02-000	FT	Seal - Sponge Rubber
22	089640-06-000	FT	Ribbon Seal (not included w/Window Assembly)

INTRODUCTION	A-01 - A-02
ABBREVIATIONS	A-03
ALPHABETICAL/GROUP REFERENCE	A-04 - A-06
IC/FP32RQ	A-07 - E-08
IC/FP37RQ	E-09 - I-13

1990 IC/FP32RQ INDEX

Floor Plan	A-07 - A-08
Accessories Group	A-09 - A-12
Bath Group	A-13 - A-15
Bedroom Group	A-16 - A-20
Chassis Group	A-21 - B-10
Curtain, Cushion & Pad Group	B-11 - C-01
Dinette Group	C-02 - C-04
Driver's Compartment Group	C-05 - C-09
Electrical Group	C-10 - C-13
Exterior Body Group	C-14 - C-21
Galley Group	C-22 - D-01
Heating & Air Conditioning Group	D-02 - D-04
Interior Finish Group	D-05 - D-06
Labels Group	D-07
LP Group	D-08
Lounge Group	D-09 - D-12
Sealants & Fasteners Group	D-13 - D-14
Water & Sewage Group	D-15 - D-17
Window, Vent & Exterior Door Group	D-18 - E-08

WINDOW, VENT & EXTERIOR DOOR GROUP (CONTINUED)
EXTERIOR DOORS



Key	Part Number	U/M	Description
1	085040-01-W36	EA	Door Asm. - Generator
2	088389-01-X75	EA	Door Asm. - Access Panel
3	078010-02-000	EA	Door Asm. - Fuel Fill
4	081240-02-000	EA	Door Asm. - Water Fill
	087659-03-000	EA	City Water Fill
5	084103-02-000	EA	Door Asm. - Refrigerator Access
	084104-02-000	EA	Door Jamb - Refrigerator
6	088388-01-X75	EA	Door Asm. - Power Cord
7	085031-01-X75	EA	Door Asm. - LP
8	052008-03-000	EA	Door Asm. - Water Heater
9	085037-02-W36	EA	Door Asm. - Front Valance
11	095441-01-AF1	EA	Door Asm. - Hood
12	M01595-10-Y77	EA	Door Asm. - Passenger
	M01596-10-Y77	EA	Door Asm. - Drivers
13	085037-01-W36	EA	Door Asm. - Front Valance
14	M84385-04-AF1	EA	Door Asm. - Entrance
14	M84385-04-AF2	EA	Door Asm. - Entrance (AF3)
15	085037-01-X75	EA	Door Asm. - Center Valance
16	085034-01-W36	EA	Door Asm. - Storage
17	M01990-06-AF1	EA	Spare Tire Cover

1990 ITASCA
TABLE OF CONTENTS

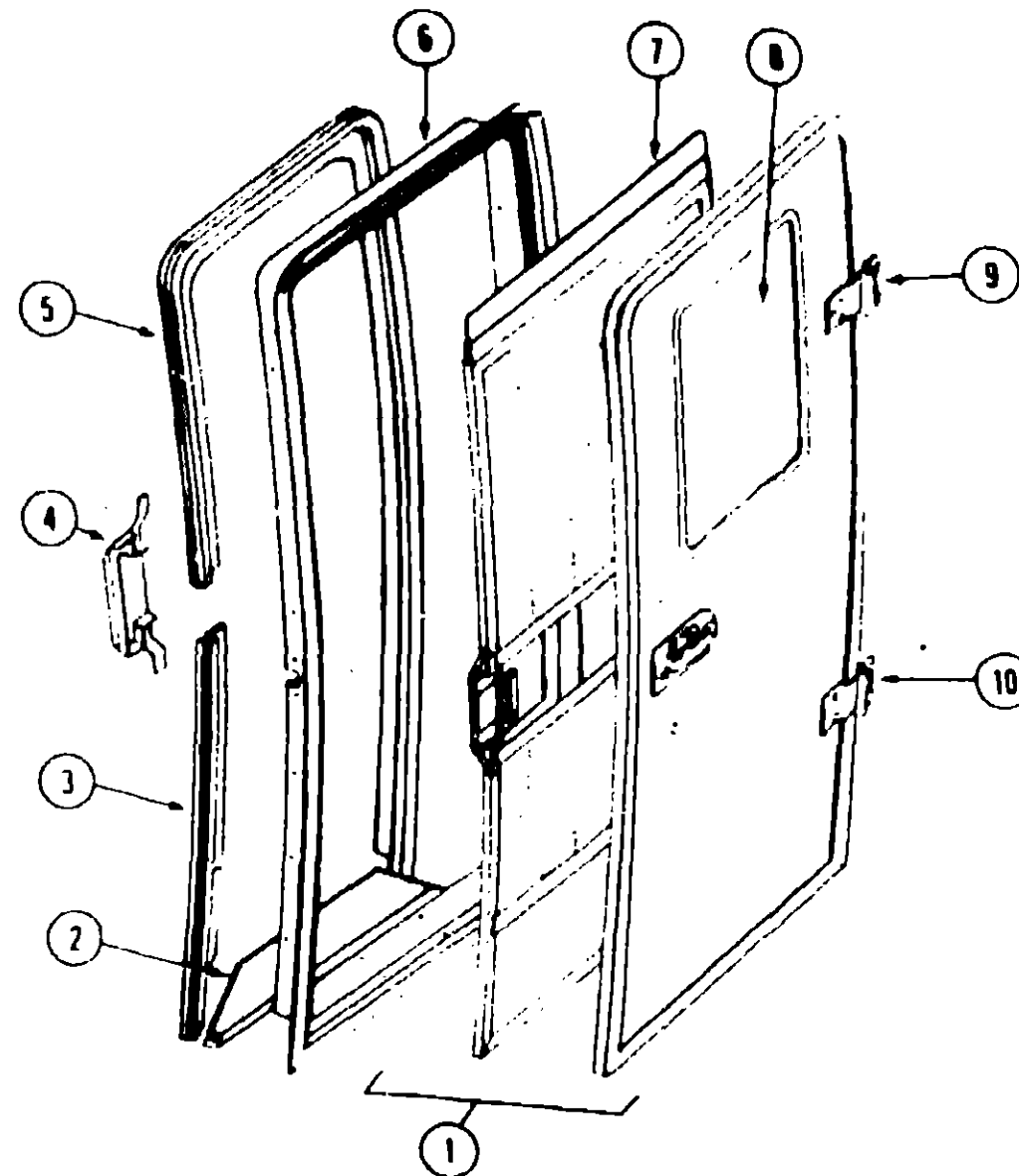
INTRODUCTION	A-01 - A-02
ABBREVIATIONS	A-03
ALPHABETICAL/GROUP REFERENCE	A-04 - A-08
IC/FP32RQ	A-07 - E-08
IC/FP37RQ	E-09 - I-13

1990 IC/FP32RQ INDEX

Floor Plan	A-07 - A-08
Accessories Group	A-09 - A-12
Bath Group	A-13 - A-15
Bedroom Group	A-16 - A-20
Chassis Group	A-21 - B-10
Curtain, Cushion & Pad Group	B-11 - C-01
Dinette Group	C-02 - C-04
Driver's Compartment Group	C-05 - C-09
Electrical Group	C-10 - C-13
Exterior Body Group	C-14 - C-21
Galley Group	C-22 - D-01
Heating & Air Conditioning Group	D-02 - D-04
Interior Finish Group	D-05 - D-06
Labels Group	D-07
LP Group	D-08
Lounge Group	D-09 - D-12
Sealants & Fasteners Group	D-13 - D-14
Water & Sewage Group	D-15 - D-17
Window, Vent & Exterior Door Group	D-18 - E-08

WINDOW, VENT & EXTERIOR DOOR GROUP (CONTINUED)

ENTRANCE DOOR W/POWER LOCK



Key	Part Number	U/M	Description
1	M84385-04-AF1	EA	Door Asm. - Entrance - w/Power Lock
	M84385-04-AF2	EA	Door Asm. - Entrance - w/Power Lock (AF3)
	081878-01-000	EA	Retainer Door
2	088805-01-000	EA	Trim - Entrance Door - Lower
3	M01870-03-W13	EA	Trim - Entrance Door
4	088738-01-000	EA	Cover - Strike - Beige
5	M01871-03-W13	EA	Trim - Entrance Door - Upper
6	078847-04-000	EA	Jamb Asm. - Entrance Door
7	084388-01-W13	EA	Screen Door - Complete
	085278-01-000	EA	Slider Door - Screen Door - Beige
	002293-02-000	SF	Screen - 28" Charcoal
	002294-01-000	FT	Spline - Screen Door - Black
	084088-01-000	EA	Transition Frame - Screen Door
	009018-01-000	EA	Catch - Single Roller
	078912-03-000	EA	Lower Screen Door Insert
	078914-08-000	EA	Center Screen Door Insert
	078777-01-000	EA	Slider Channel
8	078733-04-T03	EA	Window Asm. - Picture (w/o inside frame)
	087808-27-000	EA	Inside Frame - Black (not included in assembly)
	002181-08-000	EA	Glass - .115" x 18.25" x 24"
	087581-01-000	FT	Spline - Glass - 1/8 Material - Black
9	084087-02-000	EA	Hinge Asm. - Upper - Beige
10	084088-02-000	EA	Hinge Asm. - Lower - Beige
	078810-01-000	EA	Gasket - Door Hinge
	102237-02-01A	EA	Latch Asm. - Inner - Black
	082827-07-000	EA	Latch Asm.
	102238-02-01A	EA	Outside Latch Hardware Set
	102285-01-000	EA	Rod Clip - 5/32
	102370-01-000	EA	Rod - Outside Lock
	102370-02-000	EA	Rod - Outside Release
	102370-03-000	EA	Rod - Inside Release
	102409-01-000	EA	Rod - Asm. - Electric Lock
	102451-01-000	EA	Latch Cross Brace Asm.
	009126-02-000	EA	Assist Handle - Black
	078808-01-000	EA	Door Trim - Bottom
	102538-01-01A	EA	Door Trim - Upper
	101145-01-01A	EA	Dead Bolt Asm.
	101148-01-000	EA	Security Bolt - 3.5 Backset
	081915-01-000	EA	Motor - Electric - Door Lock
	081915-02-000	EA	Bracket Mounting - Door Lock Motor
	081993-02-000	EA	Control Rod - Lock Motor
	088450-01-000	EA	Hinge Cover - Beige

1990 ITASCA TABLE OF CONTENTS

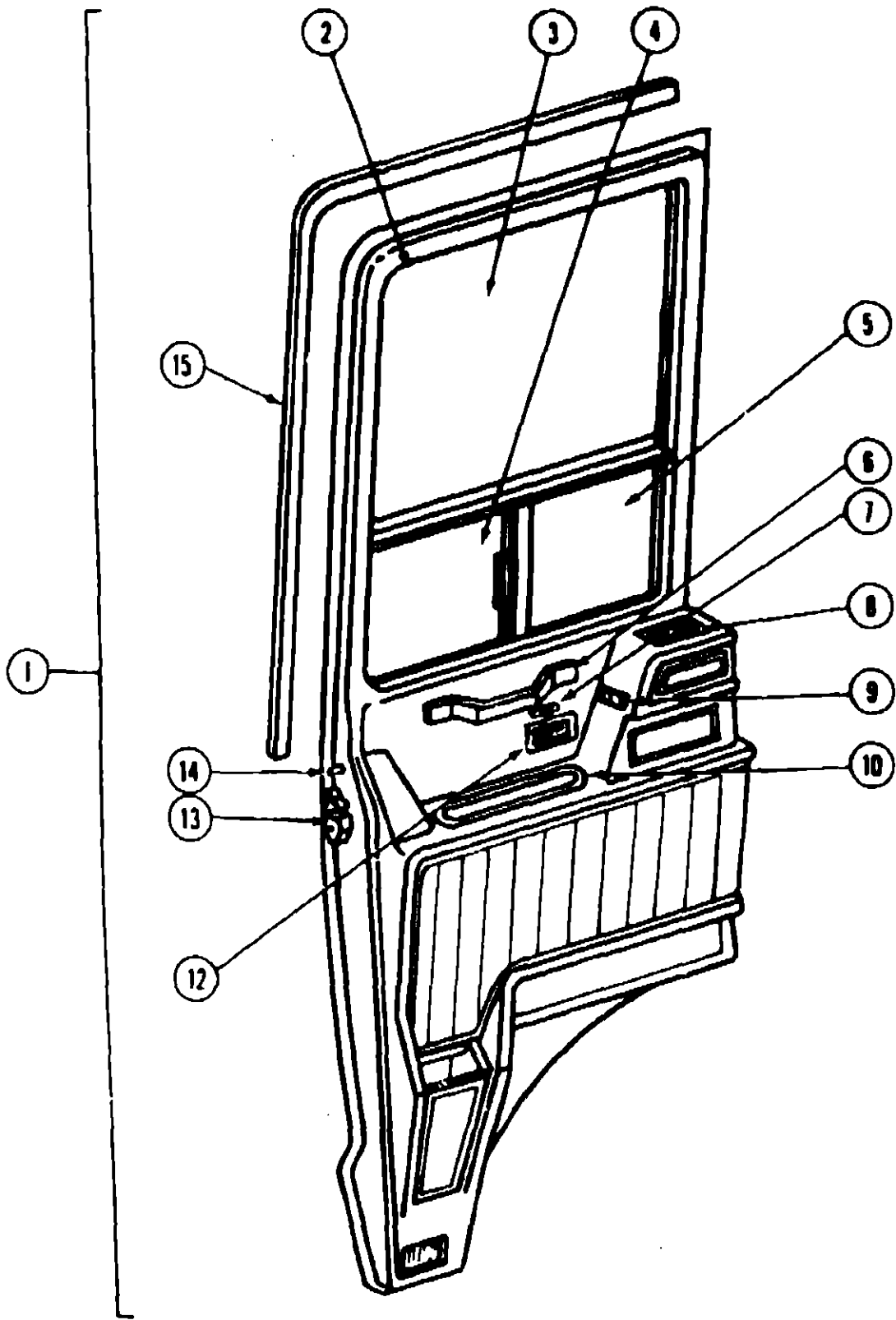
INTRODUCTION	A-01 - A-02
ABBREVIATIONS	A-03
ALPHABETICAL/GROUP REFERENCE	A-04 - A-08
IC/FP32RQ	A-07 - E-08
IC/FP37RQ	E-09 - I-13

1990 IC/FP32RQ INDEX

Floor Plan	A-07 - A-08
Accessories Group	A-09 - A-12
Bath Group	A-13 - A-15
Bedroom Group	A-16 - A-20
Chassis Group	A-21 - B-10
Curtain, Cushion & Pad Group	B-11 - C-01
Dinette Group	C-02 - C-04
Driver's Compartment Group	C-05 - C-09
Electrical Group	C-10 - C-13
Exterior Body Group	C-14 - C-21
Galley Group	C-22 - D-01
Heating & Air Conditioning Group	D-02 - D-04
Interior Finish Group	D-05 - D-08
Labels Group	D-07
LP Group	D-08
Lounge Group	D-09 - D-12
Sealants & Fasteners Group	D-13 - D-14
Water & Sewage Group	D-15 - D-17
Window, Vent & Exterior Door Group	D-18 - E-08

WINDOW, VENT & EXTERIOR DOOR GROUP (CONTINUED)

DRIVER & PASSENGER CAB DOOR



Key	Part Number	U/M	Description
1	M01585-10-Y77	EA	Door Arm. - Driver - Gray - w/o Insert
1	M01585-10-Y77	EA	Door Arm. - Passenger - Beige - w/in Insert Pads
2	M78489-01-000	EA	Window Arm. - Passenger Door - w/Support
	M78489-02-000	EA	Window Arm. - Driver Door - w/Support
	077209-01-000	EA	Inside Frame Arm. - Window - Passenger
	077209-02-000	EA	Inside Frame Arm. - Window - Driver
3	077036-03-000	EA	Glass - .19" x 28.9" x 22" - Passenger
3	077036-02-000	EA	Glass - .19" x 28.9" x 22" - Driver
4	078378-01-000	EA	Glass - .19" x 15" x 9.3" - w/Hole
5	078378-01-000	EA	Glass - .19" x 15" x 9.3"
	077224-03-000	EA	Window Mullion - Horizontal - Passenger
	077224-04-000	EA	Window Mullion - Horizontal - Driver
	077226-01-000	EA	Window Mullion - Vertical - Driver
	077226-02-000	EA	Window Mullion - Vertical - Passenger
	M02389-63-001	E/L	Seal Holder - w/Fin Seal
	042077-01-000	FT	Channel - Weatherstrip - Glass
	024086-02-000	EA	Seal - Window Channel
	050216-02-000	EA	Spine - Vinyl Glass - .19 Black
6	081400-04-000	EA	Assist Strap - 12" - w/Woodgrain
7	081905-02-000	EA	Control Knob - Slide Bolt - Driver
7	081905-01-000	EA	Control Knob - Slide Bolt - Passenger
8	078783-01-000	EA	Louver/Bezel Arm. - Black - 2"
	075671-01-000	FT	Sponge Seal - Lazy T Shape
	077167-01-000	EA	Door Prop Rod - Passenger
	077167-02-000	EA	Door Prop Rod - Driver
9	080361-01-000	EA	Switch - Door Lock
	081915-01-000	EA	Motor - Electric Door Lock
	081993-02-000	EA	Control Rod - Electric Lock Motor
10	077116-02-000	EA	Storage Tray - Door Panel - Gray
	077179-01-000	EA	Hose Adapter - 2" - Snap In
	077000-01-000	EA	Socket Arm. - w/8" Pigtail Leads
	063886-04-000	EA	Assist Handle - Gray Steel Tube
12	R77006-50-281	EA	Door Handle - Interior - Right
12	R77006-50-326	EA	Door Handle - Interior - Left
13	R77007-56-701	EA	Plate - Door Lock - Right
13	R77007-56-702	EA	Plate - Door Lock - Left
14	083678-02-000	EA	Rod - Slide Bolt - Driver
	083678-01-000	EA	Rod - Slide Bolt - Passenger
15	076813-01-000	FT	Seal - Entrance Door (Glue On)
	064580-02-000	EA	Check Strap - Front Door - 7"
	084219-01-000	EA	Retainer - Check Strap - Front Door
	075245-02-000	EA	Hinge - Cab Door - Gray

1990 ITASCA
TABLE OF CONTENTS

INTRODUCTION	A-01 - A-02
ABBREVIATIONS	A-03
ALPHABETICAL/GROUP REFERENCE	A-04 - A-06
IC/FP32RQ	A-07 - E-08
IC/FP37RQ	E-09 - I-13

1990 IC/FP32RQ INDEX

Floor Plan	A-07 - A-08
Accessories Group	A-09 - A-12
Bath Group	A-13 - A-15
Bedroom Group	A-16 - A-20
Chassis Group	A-21 - B-10
Curtain, Cushion & Pad Group	B-11 - C-01
Dinette Group	C-02 - C-04
Driver's Compartment Group	C-05 - C-09
Electrical Group	C-10 - C-13
Exterior Body Group	C-14 - C-21
Galley Group	C-22 - D-01
Heating & Air Conditioning Group	D-02 - D-04
Interior Finish Group	D-05 - D-06
Labels Group	D-07
LP Group	D-08
Lounge Group	D-09 - D-12
Sealants & Fasteners Group	D-13 - D-14
Water & Sewage Group	D-15 - D-17
Window, Vent & Exterior Door Group	D-18 - E-08