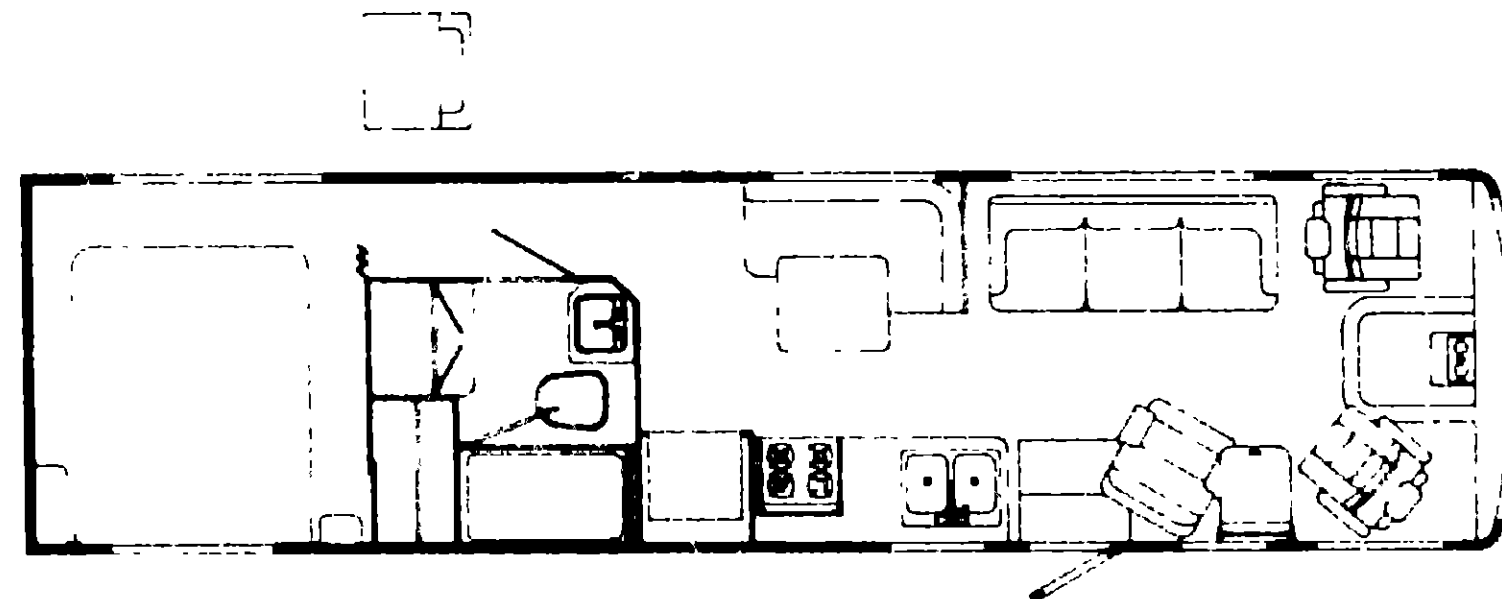
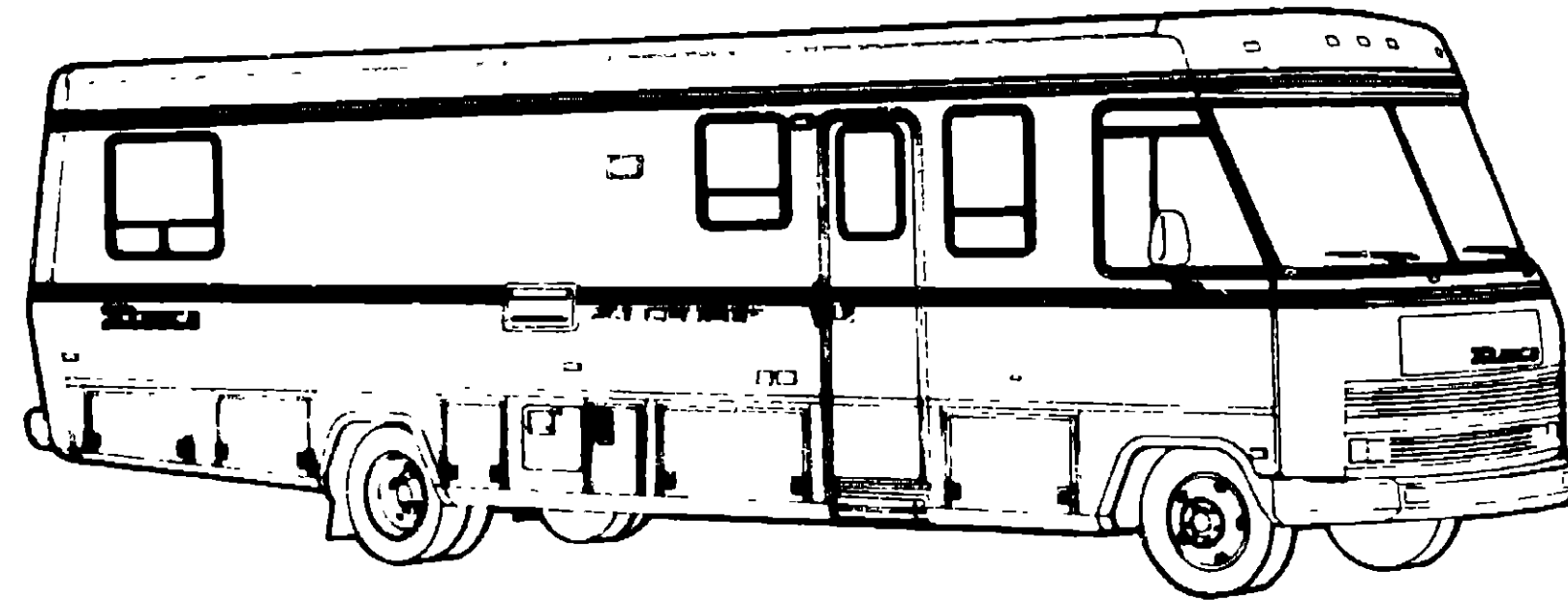


1990 IC/FM34RA



1990 ITASCA TABLE OF CONTENTS

INTRODUCTION	A-01 - A-02
ABBREVIATIONS	A-03
ALPHABETICAL/GROUP REFERENCE	A-04 - A-06
IC/FM31RQ	A-07 - F-02
IC/FM34RA	F-03 - J-16

1990 IC/FM34RA INDEX

Floor Plan	F-03 - F-04
Accessories Group	F-05 - F-08
Bath Group	F-09 - F-11
Bedroom Group	F-12 - F-15
Chassis Group	F-16 - G-07
Curain, Cushion & Pad Group	G-08 - G-17
Dinette Group	G-18 - G-20
Driver's Compartment Group	G-21 - H-01
Electrical Group	H-02 - H-06
Exterior Body Group	H-07 - H-15
Galley Group	H-16 - H-20
Heating & Air Conditioning Group	H-21 - H-22
Interior Finish Group	H-23 - I-24
Labels Group	I-01 - I-09
LP Group	I-10
Lounge Group	I-11 - I-14
Sealants & Fasteners Group	I-15 - I-16
Water & Sewage Group	I-17 - I-19
Window, Vent & Exterior Door Group	I-20 - J-16

ACCESSORIES GROUP

POWER SEARCHLIGHT (OPTION 63E)

Key	Part Number	U/M	Description
	051057-02-000	EA	Searchlight - Power Driven - w/o Switch
	051057-04-000	EA	Switch Arm - Searchlight
	051057-01-700	EA	Switch - Panel Arm - Aux.
	051057-01-701	EA	Switch - Panel Arm - Main
	051057-01-702	EA	Joy Switch & Housing
	051057-01-703	EA	Toggle Switch - On/Off
	051057-01-704	EA	Micro Switch
	051057-01-705	EA	Bulb - Searchlight
	008326-01-000	EA	Terminal - Ring - 18/14 - 3/8 Stud
	035416-04-000	EA	Terminal - Ring - #10 Stud Fit
	044486-03-000	EA	Circuit Breaker - w/Mounting Bracket
	093654-02-000	EA	Circuit Breaker - 15 Amp.
	077368-03-000	EA	Instrument Panel Cover - Lower Left (Chevrolet)
	077368-06-000	EA	Instrument Panel Cover - Lower Left (Ford)

AIR HORNS (OPTION 38R)

Key	Part Number	U/M	Description
	077497-06-000	EA	Air Horn Kit - Twin - Chrome
	077497-01-700	EA	Solenoid - Air Tank
	077497-01-701	EA	Compressor Switch
	077497-01-702	EA	Toggle Switch w/Wire
	077497-01-703	EA	Air Tank
	077497-01-704	EA	Compressor w/Switch
	077497-01-705	EA	Repair Kit 1/2" Hadley 120 Compressor
	077497-01-706	EA	Valve & Head Repair 1/2" Compressor
	077497-01-707	EA	Belt & Screw Cover 1/2" Compressor
	077497-01-708	EA	Filter & Mounting Hardware 1/2" Compressor
	077497-01-709	EA	Plinger & Spring 1/2" Solenoid
	077497-03-000	EA	Hose Kit - Aux. Air
	077497-05-000	EA	Compressor/Tank/Solenoid Kit
	081407-01-000	EA	Mounting Plate - Air Horns
	081404-01-000	EA	Mounting Bracket - Compressor
	078239-01-000	EA	Label Plate - Air Horns
	031048-04-000	EA	Cover Plate - Switch
	007940-01-000	EA	Slide Receptacle - 16 to 12 AWG
	041953-07-000	FT	Conduit - Slt Convolute - 25"
	047443-01-000	EA	Terminal - 25" Receptacle
	063910-01-000	EA	Relay Housing
	063912-02-000	EA	Canister Relay - SPDT - w/Resistor
	071390-04-000	EA	Air Tubing - 1/4" OD - Black
	088473-09-000	EA	Pin Housing
	088475-01-000	EA	Connector Pin
	093654-02-000	EA	Circuit Breaker - 15 Amp

ACCESSORIES GROUP (CONTINUED)

FRONT TV SYSTEM (OPTIONS 43C & 43Y)

Key	Part Number	U/M	Description
	088447-01-000	EA	Color TV - 13" - w/Remote - Magnavox RX4028WA (USA)
	088447-02-000	EA	Color TV - 13" - w/Remote - Magnavox XK4028CH (CSA)
	088447-01-700	EA	Remote - Magnavox 0822338
	088448-02-000	EA	VCR - VHS - Cable Ready - w/Remote - Magnavox VR8912
	088448-02-700	EA	Remote
	088757-02-000	EA	Control Center - Xantech 101020
	088758-01-000	EA	Splitter - 2 Way
	088717-01-000	EA	Tiedown - TV
	088717-02-000	EA	Tiedown - TV
	088819-01-000	EA	Remote Speaker - 4" - 2 Watt - 8 Ohm
	083214-01-02A	EA	Grille - Speaker - 4" - Brown
	088030-01-000	EA	Wire Arm - Speaker
	078319-01-000	EA	TV Antenna - 44" Mast
	078319-01-700	EA	RVSA-U/V Sensor Antenna
	078319-01-701	EA	Elevating Gear
	078319-01-702	EA	Shaft Elevating Arm
	078319-01-703	EA	Nylon Bearing - 5" OD
	078319-01-704	EA	Nylon Bearing - 1.25" OD
	078319-01-705	EA	Nylon Bearing - .718" ID
	078319-01-708	EA	Elevating Crank w/Set Screw
	078319-01-707	EA	Handle Spring
	078319-01-708	EA	Crank Decal
	078319-03-000	FT	Coaxial Cable - 75 Ohm
	078319-04-000	EA	Connector & Ferrule
	078319-08-000	EA	Adaptor - Cable Roof Plate
	078319-08-000	EA	Wallplate - Receptacle - Ivory
	078319-11-000	EA	Adaptor - Coax w/Splitter
	078319-12-000	EA	Connector - Coaxial
	058708-02-000	EA	Duplex - Receptacle - Ivory
	088777-03-000	EA	Wall Plate - Antenna/Power - Ivory
	088777-01-000	EA	Wall Plate - Antenna/Cable - Ivory
	080883-01-000	EA	Outside Receptacle - Cable TV
	080884-01-000	EA	Cover - Outside Receptacle
	087238-01-000	EA	Label - Cable Input
	087238-02-000	EA	Label - Cable Output
	088473-01-000	EA	Pin Housing
	088475-01-000	EA	Connector Pin
	088474-10-000	EA	Socket Housing
	088476-01-000	EA	Connector Socket
	098837-01-000	EA	Grommet

REAR COLOR TV (OPTION 43Y)

Key	Part Number	U/M	Description
	082310-01-000	EA	Color TV - 9" - AC/DC - w/Remote - Magnavox CH3940
	082310-01-700	EA	Remote - Magnavox 0822338
	087057-01-AB1	EA	Padded Shelf Arm
	058708-02-000	EA	Duplex Receptacle - Ivory
	P00064-01-AB1	EA	Cabinet Arm - Overhead TV
	M88897-01-AB1	EA	Cabinet Arm - Overhead Rear LH
	M88304-50-AB1	EA	Door Arm - w/o Hardware
	058777-02-000	EA	Hinge - Burnished Brass
	000G13-06-10G	EA	Screw - #6 - 20 x .825" PFH - Antique Brass
	000G88-06-10G	EA	Screw - #6 - 20 x .825" POH - Antique Brass
	098845-01-000	EA	Pull Handle
	074493-02-000	EA	Door Support

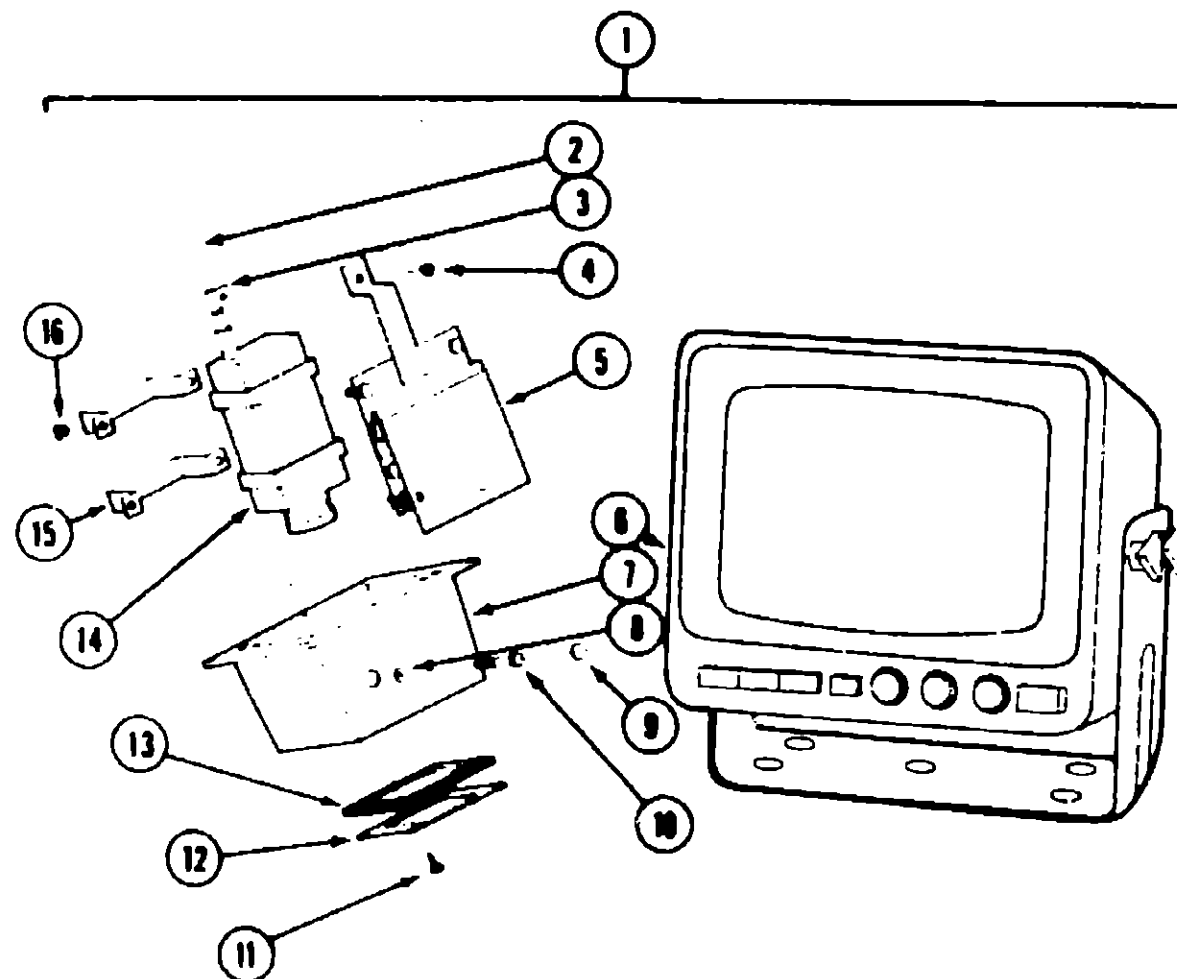
1990 ITASCA TABLE OF CONTENTS

INTRODUCTION	A-01 - A-02
ABBREVIATIONS	A-03
ALPHABETICAL/GROUP REFERENCE	A-04 - A-08
IC/FM31RQ	A-07 - F-02
IC/FM34RA	F-03 - J-16

1990 IC/FM34RA INDEX

Floor Plan	F-03 - F-04
Accessories Group	F-05 - F-08
Bath Group	F-09 - F-11
Bedroom Group	F-12 - F-15
Chassis Group	F-16 - G-07
Curtain, Cushion & Pad Group	G-08 - G-17
Dinette Group	G-18 - G-20
Driver's Compartment Group	G-21 - H-01
Electrical Group	H-02 - H-06
Exterior Body Group	H-07 - H-15
Galley Group	H-16 - H-20
Heating & Air Conditioning Group	H-21 - H-22
Interior Finish Group	H-23 - H-24
Labels Group	I-01 - I-09
LP Group	I-10
Lounge Group	I-11 - I-14
Sealants & Fasteners Group	I-15 - I-16
Water & Sewage Group	I-17 - I-19
Window, Vent & Exterior Door Group	I-20 - J-16

ACCESSORIES GROUP (CONTINUED)



REARVIEW TELEVISION MONITOR (OPTION 672)

Key	Part Number	U/M	Description
1	093040-02-000	EA	Television System - Rearview
2	093041-01-000	EA	Cable - Monitor/Camera
3	031170-01-000	EA	Clamp - Cable - 3/16" Dia.
4	000G32-10-068	EA	Screw - #10 - 32 x 3/8"
5	099325-01-000	EA	Bracket Arm - Camera Adjust
6	093040-01-701	EA	Monitor - 8" - w/Bracket & Wire Harness
7	099323-01-02A	EA	Shroud - TV - Gray
8	099303-02-01A	EA	Caplug - RHW - Metal Washer
9	099303-01-01A	EA	Caplug - R/H - Black
10	000G72-10-248	EA	Screw - #10 - 32 x 1.50" - Slotted Hex
11	000G11-08-08T	EA	Screw - #8 - 15 x 1/2" (4 Used)
12	100319-01-000	EA	Retainer - Lens - Camera
13	099288-01-000	EA	Lens - Rear - Monitor Shroud
14	093040-01-702	EA	Camera & Housing
	093040-01-700	EA	Camera Only
15	094001-01-000	EA	Clamp - Camera (2 Used)
16	000D24-10-008	EA	Nut - Hex (4 Used)
	099305-01-000	EA	Spring - Compression
	088756-01-000	EA	Grommet - Web - 1 1/8" ID
	093040-03-000	EA	Wire Asm. - Monitor - Lower (Chevrolet Chassis)
	092881-01-000	EA	Wire Asm. - Rear Monitor - Power (Chevrolet Chassis)
	096717-02-000	EA	Wire Asm. - Monitor - Lower (Ford Chassis)
	098885-01-000	EA	Wire Asm. - Monitor - Power (Ford Chassis)
	062037-01-000	EA	Housing - Auto Fuse - Natural

ACCESSORIES GROUP (CONTINUED)

FRONT RADIO

Key	Part Number	U/M	Description
	087458-01-000	EA	Radio - AM/FM - Cassette - Digital Clock - Seek/Scan - Audiovox 1M-DXA
	087480-02-000	EA	Radio - AM/FM - Cassette - Digital Clock - Seek - Sony XR-300 (Option 57E)
	087821-01-000	EA	Mounting Kit - Audiovox Radio
	087822-01-000	EA	Radio Output Adaptor Harness - Audiovox Radio
	087820-03-000	EA	Mounting Kit - Sony Radio (Option 57E)
	087820-04-000	EA	Mounting Bracket - Sony Radio (Option 57E)
	031105-02-000	EA	Antenna - Side Mount - 12" w/Ground
	031105-01-700	EA	Upper Antenna Holder
	073741-03-000	EA	Speaker - Dash - 4" x 6" Oval - Audiovox 110-2074
	073741-04-000	EA	Speaker Grille - Dash - 4" x 6" Oval - Audiovox 138-1157
	084087-01-000	EA	Speaker - Cabinetry - 5.25" Dia. - w/o Grille - Audiovox 110C3030
	074879-01-000	EA	Speaker Cover - Light Oak
	089340-01-000	EA	Speaker Grille - 6.5" Square - Magnadyne G541W1

REAR STEREO SYSTEM & RELATED COMPONENTS (OPTION 28L)

Key	Part Number	U/M	Description
	103888-01-000	EA	Radio - AM/FM Stereo Cassette - Adventz AE8000AR
	084087-01-000	EA	Speaker - 5.25" Dia. - w/o Grille
	089340-02-000	EA	Grille - Speaker
	074879-01-000	EA	Cover - Speaker - Light Oak
	080844-01-000	EA	Antenna - Radio - 16" Rubber
	080862-01-000	EA	Bracket - Antenna
	077089-02-000	EA	Cable - Antenna - Extension - 98"
	058028-01-000	EA	Connector - Pigtail
	010485-01-000	EA	Cable Clamp - 9/16"

VACUUM CLEANER & RELATED COMPONENTS (OPTION 22T)

Key	Part Number	U/M	Description
	082304-01-000	EA	Vacuum Cleaner - Built-in
	082304-01-700	EA	Bags - Replacement (Pkg. of 5)
	082304-02-000	EA	Vacuum Cleaning Tool Set
	082304-02-700	EA	Hand Power Brush
	082304-02-701	EA	Dusting Tool
	082304-02-702	EA	Rug Tool
	082304-02-703	EA	Crevice Tool
	082304-02-704	EA	Motor/Relay
	088241-03-000	EA	Switch - Blank
	082304-03-000	EA	Vacuum Cleaner Door Asm.
	010184-01-000	FT	Pipe - Black Plastic
	038881-01-000	EA	Coupling - Plastic - 1 1/4"
	010001-01-000	EA	Elbow - Plastic
	048910-01-000	EA	Tee - Plastic - 1 1/4" - H x H x H

MISCELLANEOUS ACCESSORIES

Key	Part Number	U/M	Description
	054185-35-000	EA	Operator's Manual
	082318-01-000	EA	3 Ring Binder - Motor Home Manual
	082319-01-000	EA	Pocket Page - 3 Ring Binder
	088084-02-000	EA	Cassette - Superchief
	089048-01-000	EA	Inverter - 100 Watt
	084489-01-000	EA	Fire Extinguisher - 1A10BC (USA)
	084489-02-000	EA	Fire Extinguisher - 1A10BC (CSA)
	084489-01-700	EA	Holster - Fire Extinguisher
	072852-01-000	EA	Smoke Detector - w/9 Volt Battery

1990 ITASCA TABLE OF CONTENTS

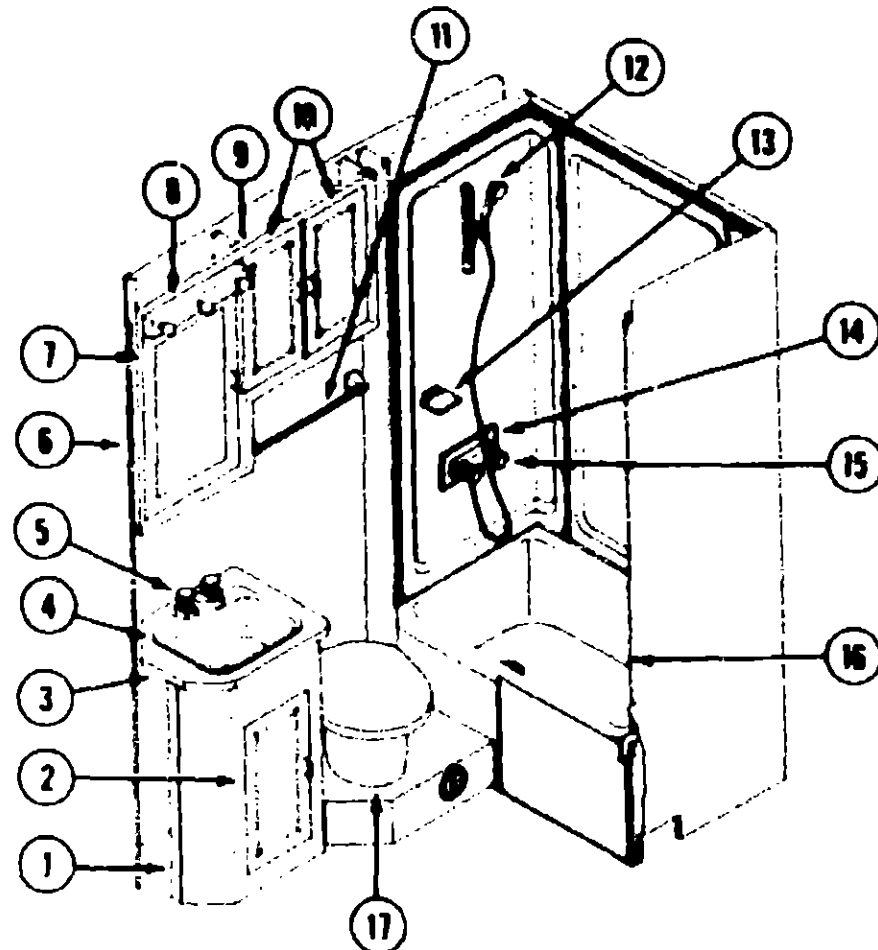
INTRODUCTION	A-01 - A-02
ABBREVIATIONS	A-03
ALPHABETICAL/GROUP REFERENCE	A-04 - A-06
IC/FM31RQ	A-07 - F-02
IC/FM34RA	F-03 - J-16

1990 IC/FM34RA INDEX

Floor Plan	F-03 - F-04
Accessories Group	F-05 - F-08
Bath Group	F-09 - F-11
Bedroom Group	F-12 - F-15
Chassis Group	F-16 - G-07
Curtain, Cushion & Pad Group	G-08 - G-17
Dinette Group	G-18 - G-20
Driver's Compartment Group	G-21 - H-01
Electrical Group	H-02 - H-06
Exterior Body Group	H-07 - H-15
Galley Group	H-16 - H-20
Heating & Air Conditioning Group	H-21 - H-22
Interior Finish Group	H-23 - H-24
Labels Group	I-01 - I-08
LP Group	I-10
Lounge Group	I-11 - I-14
Sealants & Fasteners Group	I-15 - I-16
Water & Sewage Group	I-17 - I-19
Window, Vent & Exterior Door Group	I-20 - J-16

BATH GROUP

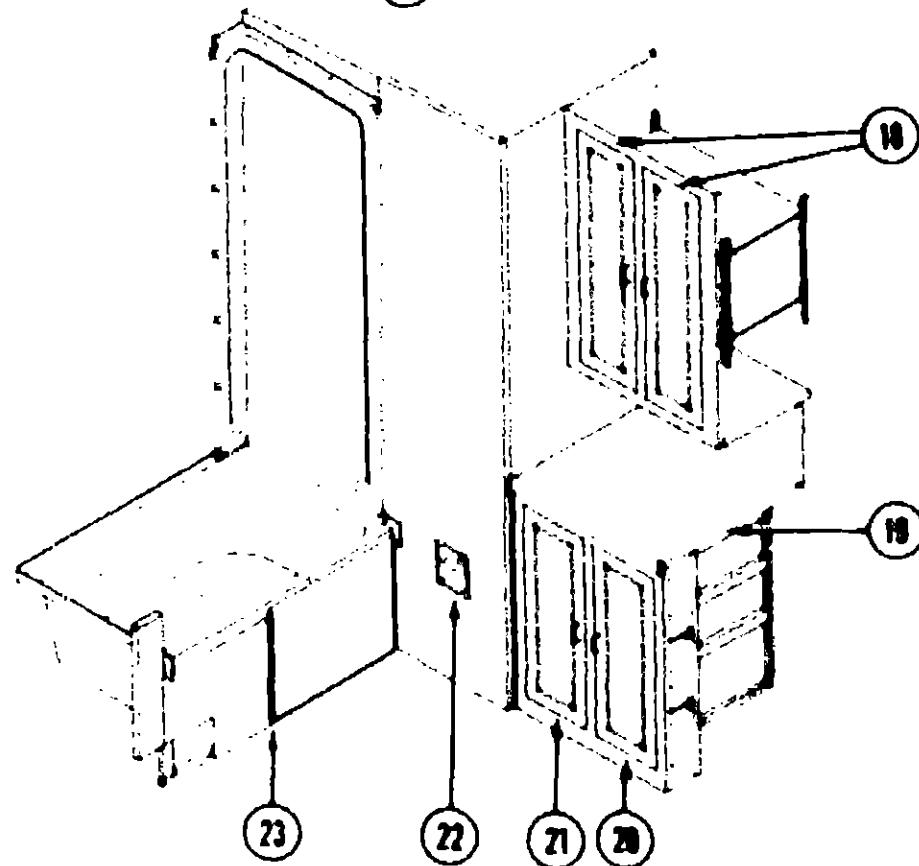
CABINETS



Key	Part Number	U/M	Description
1	M87058-01-AE1	EA	Cabinet Arm - Lavatory
2	M88304-05-X11	EA	Door Arm - w/o Hardware
3	087058-13-AE1	EA	Countertop Arm. (AE2)
3	087058-13-AE3	EA	Countertop Arm.
4	088827-01-01A	EA	Sink - Rectangular
	088827-01-700	EA	Stopper - Sink
	088827-01-701	EA	Tailpiece - Sink
5	075240-05-000	EA	Lavatory Faucet - Brass (USA)
5	075240-08-000	EA	Lavatory Faucet - Bone (CSA)
	081253-01-000	EA	Gasket - Lavatory Faucet
6	087058-01-AB1	EA	Cabinet Arm - Medicine
7	M88304-02-AE6	EA	Door Arm - w/o Hardware
8	082188-01-000	EA	Make-up Light
9	081883-01-700	EA	Bulb - Make-up Light
10	M88304-21-X08	EA	Door Arm - w/o Hardware
11	075453-02-000	EA	Towel Bar - 18" - Brass
12	011048-02-000	EA	Shower Head - w/80" Hose (USA)
12	011048-05-000	EA	Shower Head - w/80" Hose (CSA)
13	081814-02-000	EA	Soap Dish - Brass w/Plastic Cover
14	075808-01-000	EA	Faucet Panel - Tub/Shower
15	075242-03-000	EA	Faucet - Tub/Shower - Brass (USA)
15	075242-04-000	EA	Faucet - Tub/Shower - Cone (CSA)
16	M02830-12-AB1	EA	Tub/Shower - w/Strainer
17	084078-01-000	EA	Toilet - Ivory
18	M88304-F7-Y12	EA	Door Arm - w/o Hardware
19	087002-18-AB3	EA	Countertop Arm. (AE1, AE2)
19	087002-18-AB1	EA	Countertop Arm. (AE3)
20	M88304-71-X08	EA	Door Arm - w/o Hardware
21	M88304-72-X08	EA	Door Arm - w/o Hardware
22	085278-01-000	EA	Tissue Holder - Recessed - Brass
23	085748-01-000	EA	Carpet Trim

BATH ENTRANCE DOOR

Key	Part Number	U/M	Description
	M87241-01-AB1	EA	Door Arm - Bathroom Entrance
	088058-02-000	EA	Hinge - 2" - Brass
	088057-05-18J	EA	Screw - #5 - 20 x 1" PFH - Brass
	084485-01-01A	EA	Door Knob - Polished Brass
	081318-02-Y10	EA	Door Jamb - Top
	081317-08-AB1	EA	Door Jamb - Side w/Hole
	081317-10-AB1	EA	Door Jamb - Side w/o Hole
	078767-02-00J	EA	Cable Arm - Door Restraining
	083446-08-B10	EA	Mirror Arm
	058331-38-000	EA	Glass - Mirror Arm



1980 ITASCA TABLE OF CONTENTS

INTRODUCTION	A-01 - A-02
ABBREVIATIONS	A-03
ALPHABETICAL/GROUP REFERENCE	A-04 - A-06
IC/FM31RQ	A-07 - F-02
IC/FM34RA	F-03 - J-16

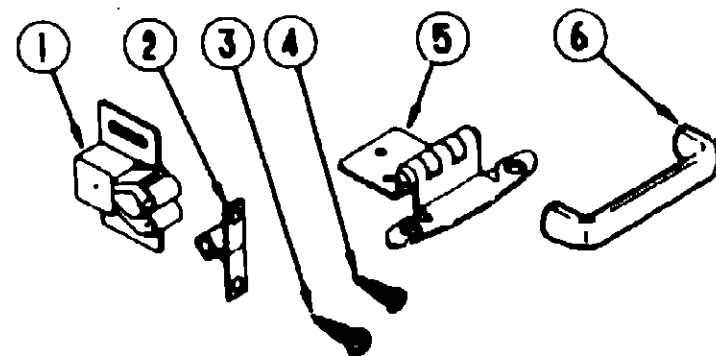
1980 IC/FM34RA INDEX

Floor Plan	F-03 - F-04
Accessories Group	F-05 - F-08
Bath Group	F-09 - F-11
Bedroom Group	F-12 - F-15
Chassis Group	F-16 - G-07
Curtain, Cushion & Pad Group	G-08 - G-17
Dinette Group	G-18 - G-20
Driver's Compartment Group	G-21 - H-01
Electrical Group	H-02 - H-06
Exterior Body Group	H-07 - H-15
Galley Group	H-16 - H-20
Heating & Air Conditioning Group	H-21 - H-22
Interior Finish Group	H-23 - H-24
Labels Group	I-01 - I-08
LP Group	I-10
Lounge Group	I-11 - I-14
Sealants & Fasteners Group	I-15 - I-16
Water & Sewage Group	I-17 - I-19
Window, Vent & Exterior Door Group	I-20 - J-16

BATH GROUP (CONTINUED)

BATH HARDWARE

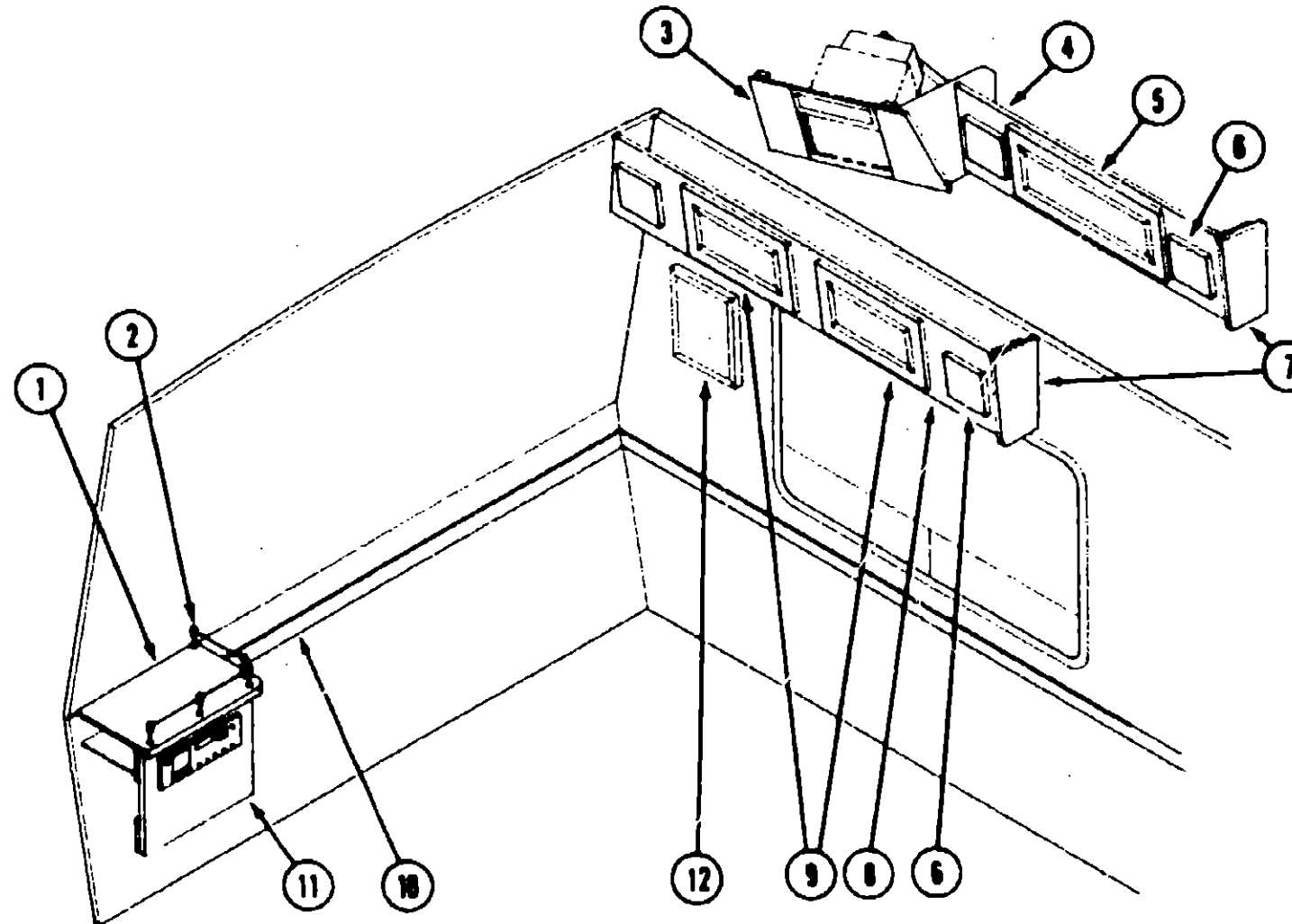
Key	Part Number	U/M	Description
	011048-02-000	EA	Shower Head - w/80" Hose (USA)
	011048-05-000	EA	Shower Head - w/80" Hose (CSA)
	075240-05-000	EA	Lavatory Faucet - Brass (USA)
	075240-08-000	EA	Lavatory - Faucet - Bone (CSA)
	091253-01-000	EA	Gasket - Lavatory Faucet
	075242-03-000	EA	Faucet - Tub/Shower - Brass (USA)
	075242-04-000	EA	Faucet - Tub/Shower - Bone (CSA)
	098827-01-01A	EA	Sink - Rectangular
	098827-01-700	EA	Stopper - Sink
	098827-01-701	EA	Tailpiece - Sink
	M02630-12-AB1	EA	Tub/Shower (w/Strainer)
	011089-03-000	EA	Tailpiece - Tub/Shower - Plastic (USA)
	011089-02-000	EA	Tailpiece - Tub/Shower - Brass (CSA)
	086729-01-000	EA	Strainer - Tub/Shower Drain
	089735-01-000	EA	Washer - Plastic - Tailpiece
	075806-01-000	EA	Faucet Panel - Tub/Shower
	085278-01-000	EA	Tissue Holder - Recessed - Brass
	075453-02-000	EA	Towel Bar - 18" - Antique Brass
	081614-02-000	EA	Soap Dish - Brass w/Plastic Cover
	075454-02-000	EA	Towel Ring - Brass w/Mounting Hardware
	075680-02-000	EA	Adjustable Clothes Rod - 27" to 36"
	009112-01-000	EA	Flange - 1" - Clothes Rod
	064076-01-000	EA	Toilet - Ivory
	097873-01-000	EA	Clothes Washer - Almond
	097873-02-000	EA	Clothes Dryer - Almond
	092574-02-01A	EA	Shower Door - Solid - w/Panel
	092574-01-700	EA	Knob - Safety Latch
	092574-01-701	EA	Bracket - w/Stud - Towel Bar - Gold
	092574-01-702	EA	Towel Bar - 30" - Gold
	092574-01-703	EA	Door Pull - Gold
	092574-01-704	EA	Screw - Gold - #6 - 3/8"
	092574-01-705	EA	Magnetic Stripe - 56 7/8"
	092574-01-706	EA	Strike Jamb - 56 7/8"



CABINET HARDWARE (DOORS & CABINETS)

Key	Part Number	U/M	Description
1	093586-03-000	EA	Roller Catch (Doors)
2	093586-04-000	EA	Steel Strikes (Doors)
3	000G68-06-10G	EA	Screw - #6 - 18 x .625" POH - Antique Brass - Hinge to Cabinet
4	000G13-06-10G	EA	Screw - #6 - 20 x .625" FH - Antique Brass - Hinge to Door
5	059777-02-000	EA	Hinge - Burnished Brass (Doors)
6	088264-01-000	EA	Pull Handle

BEDROOM GROUP



BEDROOM CABINETRY

Key	Part Number	U/M	Description
1	097053-11-AE1	EA	Counter/Top Asm. (AE2)
1	097953-11-AE3	EA	Counter/Top Asm.
2	084070-01-000	EA	Brass Post - Center
2	084070-02-000	EA	Brass Post - End
2	084071-07-000	EA	Brass Rod - 18.1"
2	084071-08-000	EA	Brass Rod - 9.3"
3	P00084-01-AB1	EA	Cabinet Asm. - Overhead TV (Option 43Y)
4	M88887-01-AE1	EA	Overhead Cabinet - w/o Door (Option 43Y)
5	M88304-50-X23	EA	Door Asm. - w/o Hardware
6	089340-02-000	EA	Speaker Cover
7	097048-02-AB1	EA	End Cap - Overhead Cabinet
8	M88289-01-AE1	EA	Overhead Cabinet - w/o Doors
9	M88304-06-X11	EA	Door Asm. - w/o Hardware
10	100182-09-AB1	EA	Wall Molding
11	097053-01-AE1	EA	Cabinet Asm. - Nightstand - Rear (w/o Stereo)
11	M04089-01-AB1	EA	Cabinet Asm. - Nightstand - Rear (w/Stereo)
12	064367-02-W24	EA	TV Stand Asm.

1990 ITASCA TABLE OF CONTENTS

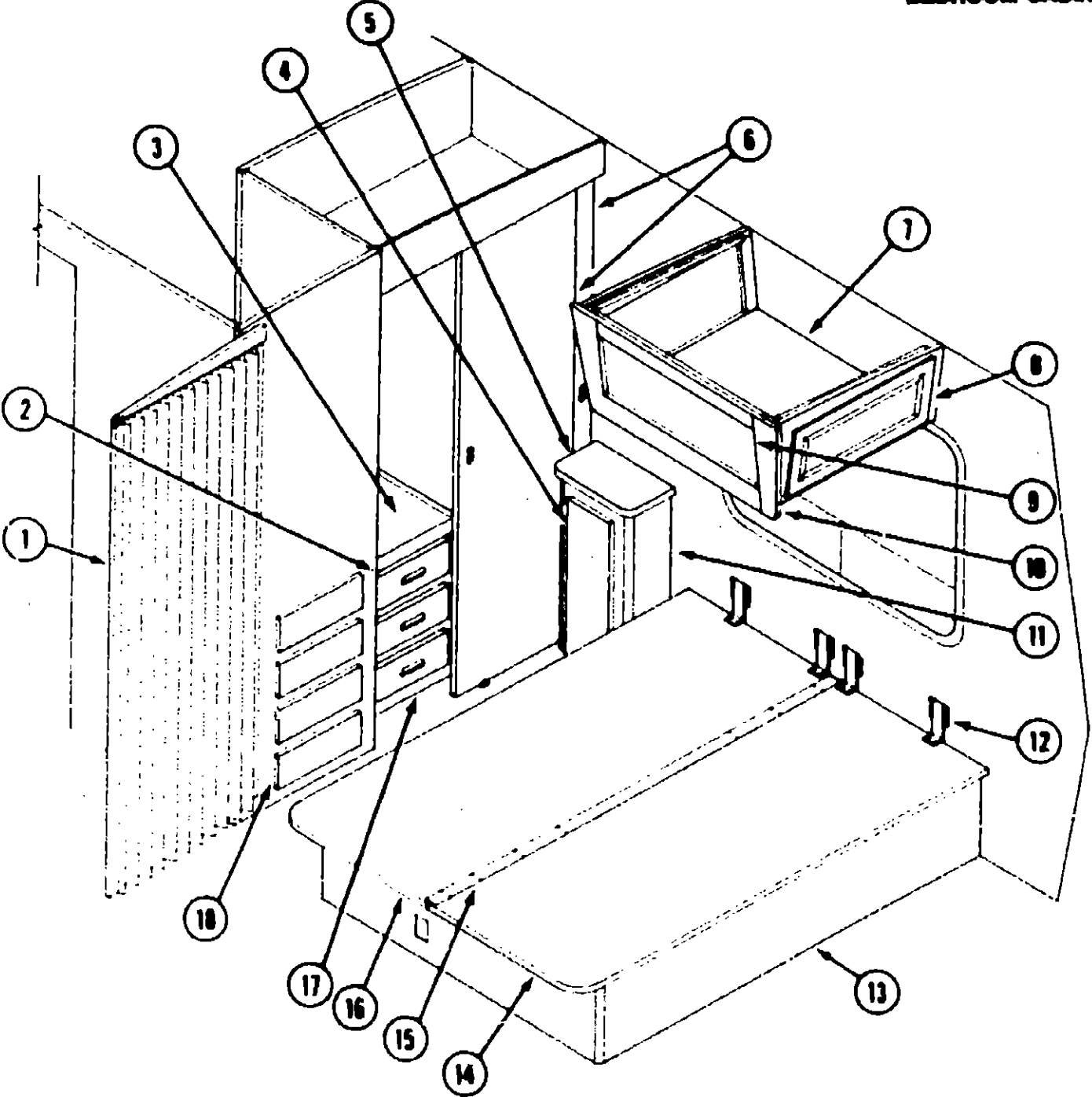
INTRODUCTION	A-01 - A-02
ABBREVIATIONS	A-03
ALPHABETICAL/GROUP REFERENCE	A-04 - A-08
IC/FM31RO	A-07 - F-02
IC/FM34RA	F-03 - J-16

1990 IC/FM34RA INDEX

Floor Plan	F-03 - F-04
Accessories Group	F-05 - F-08
Bath Group	F-09 - F-11
Bedroom Group	F-12 - F-15
Chassis Group	F-16 - G-07
Curtain, Cushion & Pad Group	G-08 - G-17
Dinette Group	G-18 - G-20
Driver's Compartment Group	G-21 - H-01
Electrical Group	H-02 - H-06
Exterior Body Group	H-07 - H-15
Galley Group	H-16 - H-20
Heating & Air Conditioning Group	H-21 - H-22
Interior Finish Group	H-23 - H-24
Labels Group	I-01 - I-09
LP Group	I-10
Lounge Group	I-11 - I-14
Sealants & Fasteners Group	I-15 - I-16
Water & Sewage Group	I-17 - I-18
Window, Vent & Exterior Door Group	I-20 - J-16

BEDROOM GROUP (CONTINUED)

BEDROOM CABINETRY (CONTINUED)



Key	Part Number	U/M	Description
1	042488-08-000	EA	Folding Door
	084858-02-01A	EA	Folding Door Track
2	088854-02-AB1	EA	Drawer Arm. - Cabinet
3	087080-11-AB1	EA	Countertop Arm.
4	M88304-K8-AE1	EA	Door Arm. - w/o Hardware
5	087052-11-AE1	EA	Countertop Arm. (AE2)
5	087052-11-AE3	EA	Countertop Arm.
6	087888-01-AB1	EA	Door Arm. - Sliding - Left or Right Side
7	M88888-01-AE1	EA	Cabinet Arm. - Overhead - w/o Doors
8	M88304-50-X23	EA	Door Arm. - w/o Hardware
9	058331-28-000	EA	Mirror
	008088-01-000	EA	Mirror Clip
10	088853-01-AB1	EA	End Cap - Overhead Cabinet
11	087052-01-AE1	EA	Cabinet Arm. - w/o Door
12	088188-02-Y12	EA	Hinge Arm.
13	M88843-01-AB1	EA	Cabinet Arm. - Queen Bed
14	M04048-02-AB1	EA	Cabinet Arm. - Bed Top
15	088078-03-000	EA	Support Channel (H)
16	M04048-01-AB1	EA	Cabinet Arm. - Bed Top
	057480-04-000	EA	Gas Spring Rod
	057480-02-000	EA	Gas Spring Ball Stud
	057480-03-000	EA	Gas Spring Safety Clip
	088024-01-000	EA	Gas Spring Support - Floor
	088025-01-000	EA	Gas Spring Support - Bed
17	087080-01-AB1	EA	Cabinet Arm. - (4) Drawer - w/o Drawers
17	087080-02-AB1	EA	Cabinet Arm. - (3) Drawer - w/o Drawers (Option 217)
18	084182-07-AE1	EA	Drawer Arm. - Well

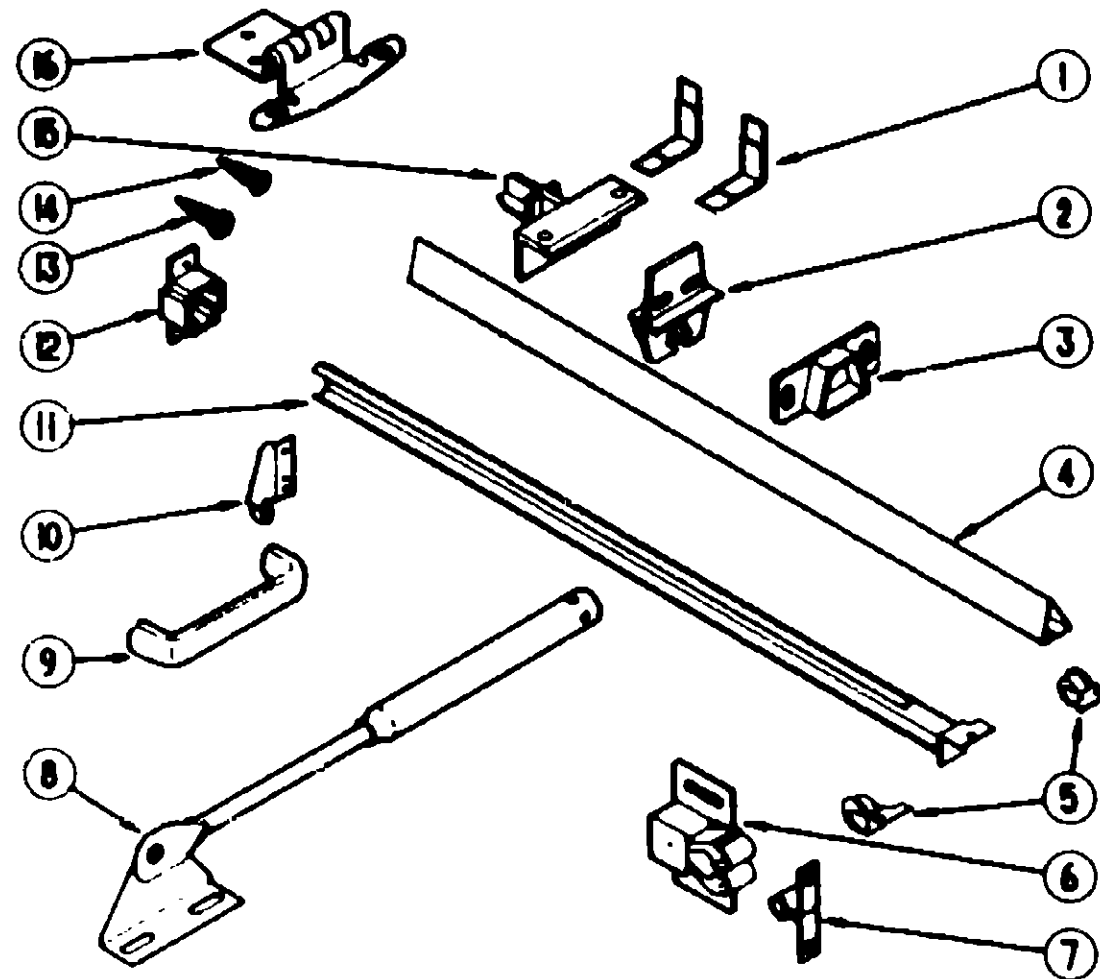
**1980 ITASCA
TABLE OF CONTENTS**

INTRODUCTION	A-01 - A-02
ABBREVIATIONS	A-03
ALPHABETICAL/GROUP REFERENCE	A-04 - A-05
IC/FM31RQ	A-07 - F-02
IC/FM34RA	F-03 - J-16

1980 IC/FM34RA INDEX

Floor Plan	F-03 - F-04
Accessories Group	F-05 - F-08
Bath Group	F-09 - F-11
Bedroom Group	F-12 - F-15
Chassis Group	F-16 - G-07
Curtain, Cushion & Pad Group	G-08 - G-17
Dinette Group	G-18 - G-20
Driver's Compartment Group	G-21 - H-01
Electrical Group	H-02 - H-06
Exterior Body Group	H-07 - H-15
Galley Group	H-16 - H-20
Heating & Air Conditioning Group	H-21 - H-22
Interior Finish Group	H-23 - H-24
Labels Group	I-01 - I-09
LP Group	I-10
Lounge Group	I-11 - I-14
Sealants & Fasteners Group	I-15 - I-16
Water & Sewage Group	I-17 - I-19
Window, Vent & Exterior Door Group	I-20 - J-16

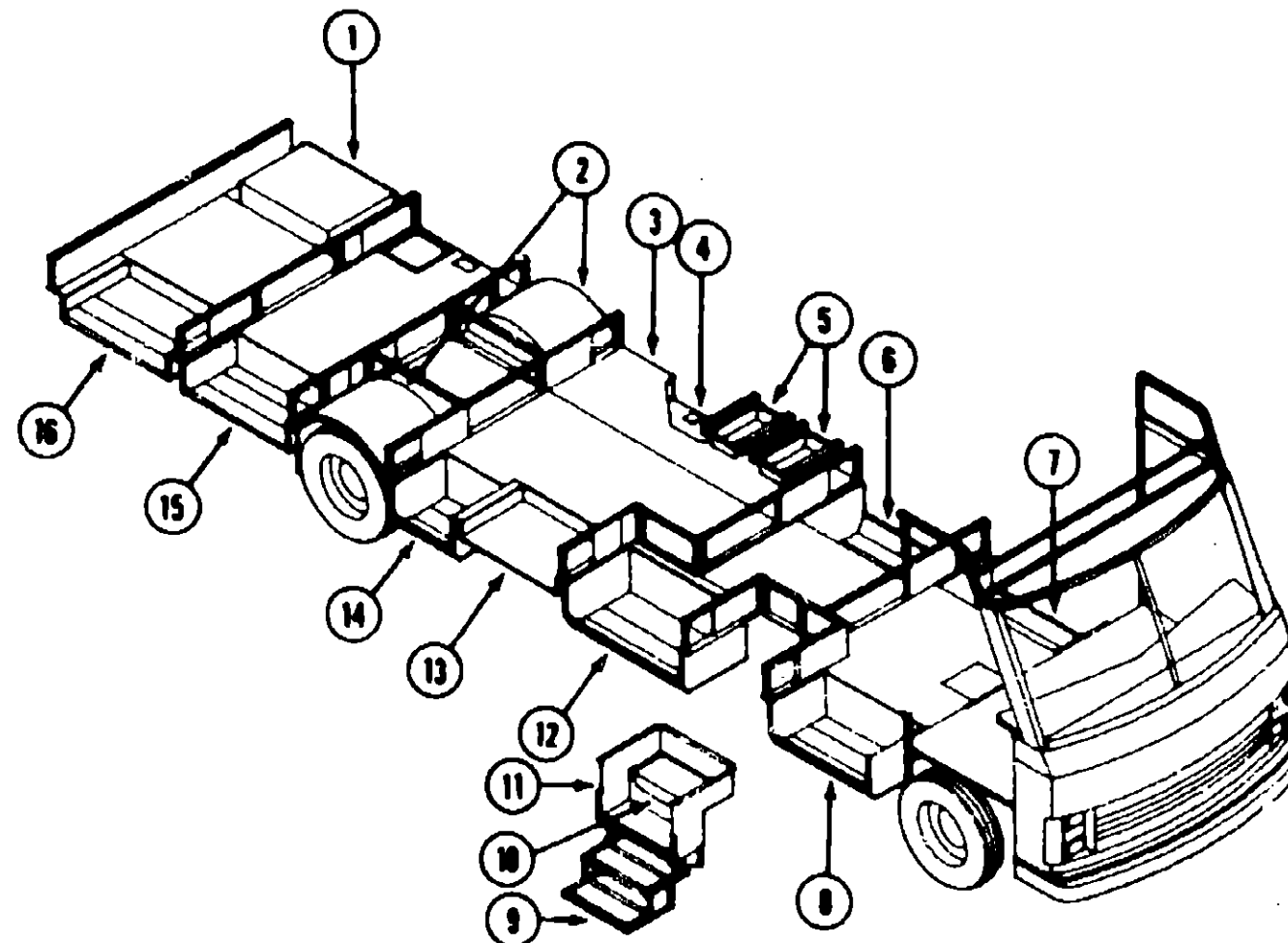
BEDROOM GROUP (CONTINUED)



CABINET HARDWARE (DOORS, DRAWERS & CABINETS)

Key	Part Number	U/M	Description
1	037688-02-000	EA	L-Corner Glide (Drawers)
2	037688-03-000	EA	Center Glide (Drawers)
3	037688-05-000	EA	Rail Mounting Bracket - Rear (Drawers)
4	037688-01-000	EA	V-Rail (Drawers)
5	102837-03-000	EA	Nylon Rollers (Set of 2) (Drawers)
6	093586-03-000	EA	Roller Catch
7	093586-04-000	EA	Steel Strike
8	074493-02-000	EA	Door Support
9	088264-01-000	EA	Pull Handle
10	102827-02-000	EA	Rear Roller Bracket (Drawers)
11	102827-05-000	EA	Track (Drawers)
12	102827-04-000	EA	Rear Mounting Bracket (Drawers)
13	000G68-06-10G	EA	Screw - #6 - 18 x .625" POH - Antique Brass - Hinge to Cabinet
14	000G13-06-10G	EA	Screw - #6 - 20 x .625" PFH - Antique Brass - Hinge to Door
15	037688-04-000	EA	Rail Mounting Bracket - Front (Drawers)
16	059777-02-000	EA	Hinge - Burnished Brass
	084486-02-000	EA	Slide Arm - Right (Drawers)
	084486-03-000	EA	Slide Arm - Left (Drawers)
	084486-04-000	EA	Slide Arm - Right (Cabinet)
	084486-05-000	EA	Slide Arm - Left (Cabinet)
	081521-02-007	EA	Corner Molding - Aluminum (Plastic Trim Holder)
	016604-03-000	EA	Angle Support Bracket - 2.5"

CHASSIS GROUP



STORAGE COMPARTMENTS & WHEELWELLS

Key	Part Number	U/M	Description
1	083313-02-000	EA	Panel Arm - Generator Compartment
2	087883-01-000	EA	Wheelwell - Plastic
	017518-01-000	EA	Mud Flap - Black
3	088580-01-000	EA	Compartment Arm - Power Cord
4	090582-02-Y15	EA	Compartment Arm - Sewer Hose
5	077404-02-000	EA	Drawer - Plastic
	086785-01-000	EA	Rail Drawer
6	081252-19-000	EA	Compartment Arm - Storage
	084075-07-000	FT	Bulb Seal
7	081252-28-000	EA	Compartment Arm - Storage
	084075-07-000	FT	Bulb Seal
8	081252-31-000	EA	Compartment Arm - Storage
	084075-07-000	FT	Bulb Seal
9	084707-01-01A	EA	Step Arm - Electric - Double
10	084883-02-000	EA	Battery Door
11	088103-01-000	EA	Support Arm - Step - Entrance
12	081252-19-000	EA	Compartment Arm - Storage
	084075-07-000	FT	Bulb Seal
13	088448-01-000	EA	Tray Arm
14	081252-29-000	EA	Compartment Arm - Storage
	084075-07-000	FT	Bulb Seal
15	088015-08-000	EA	Compartment Arm - Storage
	079388-01-000	FT	Seal - Access Door
16	088015-03-000	EA	Compartment Arm - Storage
	079388-01-000	FT	Seal - Access Door
	081420-01-000	EA	Plug - 1.75" Dia.
	088024-01-01A	EA	Light - Dome - 1 Bulb - USA
	088024-02-01A	EA	Light - Dome - 1 Bulb - CSA
	088024-01-700	EA	Lens - Dome Light
	083486-01-000	SY	Carpet - Trunk Liner

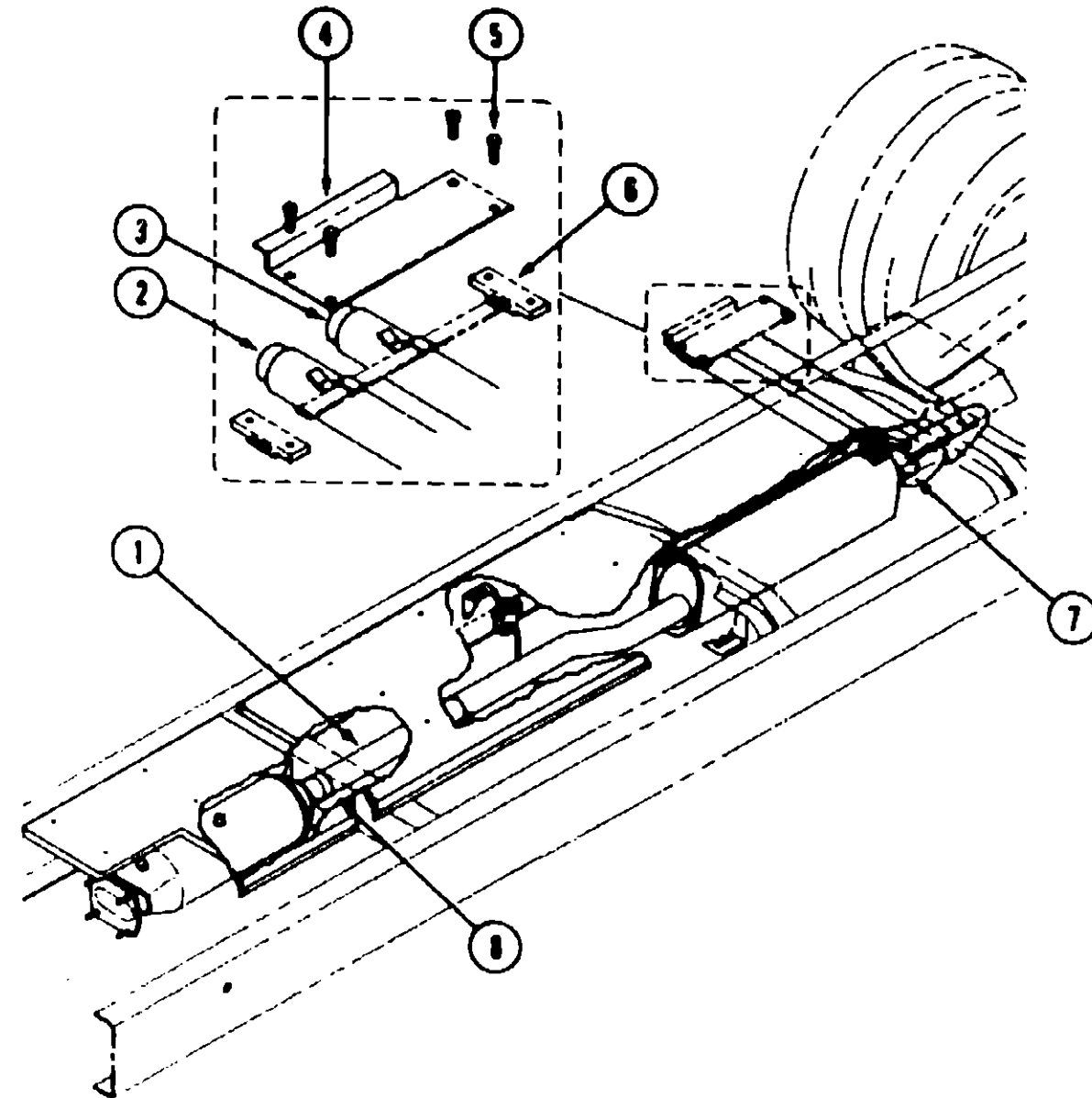
1990 ITASCA TABLE OF CONTENTS

INTRODUCTION	A-01 - A-02
ABBREVIATIONS	A-03
ALPHABETICAL/GROUP REFERENCE	A-04 - A-06
IC/FM31RQ	A-07 - F-02
IC/FM34RA	F-03 - J-16

1990 IC/FM34RA INDEX

Floor Plan	F-03 - F-04
Accessories Group	F-05 - F-08
Bath Group	F-09 - F-11
Bedroom Group	F-12 - F-15
Chassis Group	F-16 - G-07
Curtain, Cushion & Pad Group	G-08 - G-17
Dinette Group	G-18 - G-20
Driver's Compartment Group	G-21 - H-01
Electrical Group	H-02 - H-08
Exterior Body Group	H-07 - H-15
Galley Group	H-16 - H-20
Heating & Air Conditioning Group	H-21 - H-22
Interior Finish Group	H-23 - H-24
Labels Group	I-01 - I-09
LP Group	I-10
Lounge Group	I-11 - I-14
Sealants & Fasteners Group	I-15 - I-16
Water & Sewage Group	I-17 - I-19
Window, Vent & Exterior Door Group	I-20 - J-16

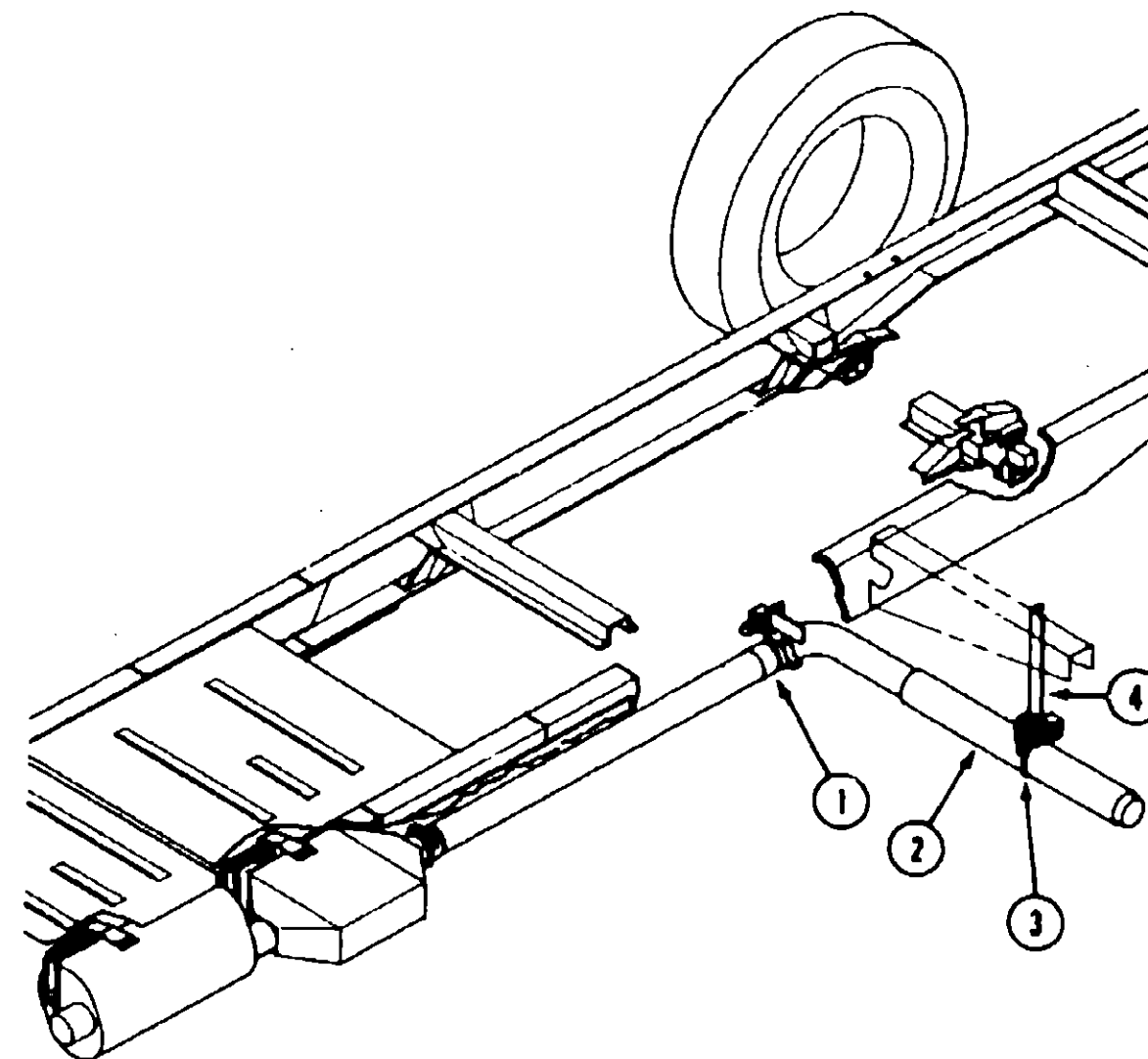
CHASSIS GROUP (CONTINUED)



EXHAUST SYSTEM (FORD CHASSIS)

Key	Part Number	U/M	Description
1	096753-02-000	EA	Exhaust Pipe - 15.30" (1991 Chassis)
1	096753-03-000	EA	Exhaust Pipe - 52.75" (1990 Chassis)
2	100601-01-000	EA	Exhaust Pipe - Tail - Front (1991 Chassis)
2	099344-01-000	EA	Exhaust Pipe - Tail - Front (1990 Chassis)
3	100600-01-000	EA	Exhaust Pipe - Tail - Rear (1991 Chassis)
3	099345-01-000	EA	Exhaust Pipe - Tail - Rear (1990 Chassis)
4	096207-03-000	EA	Support Arm - Exhaust
5	000C26-05-208	EA	Bolt - Hex - 5/16 - #18 - 1 1/4"
6	095190-01-000	EA	Hanger - Exhaust
	096055-02-000	EA	Support Arm - Exhaust Pipe
	007125-07-000	EA	Clamp Arm - Muffler - 2.5" Dia.
7	007125-05-000	EA	Clamp Arm - Muffler - 2.0" Dia.
8	094918-03-000	EA	Clamp - Exhaust - 2.5" Dia.

CHASSIS GROUP (CONTINUED)



EXHAUST SYSTEM (CHEVROLET CHASSIS)

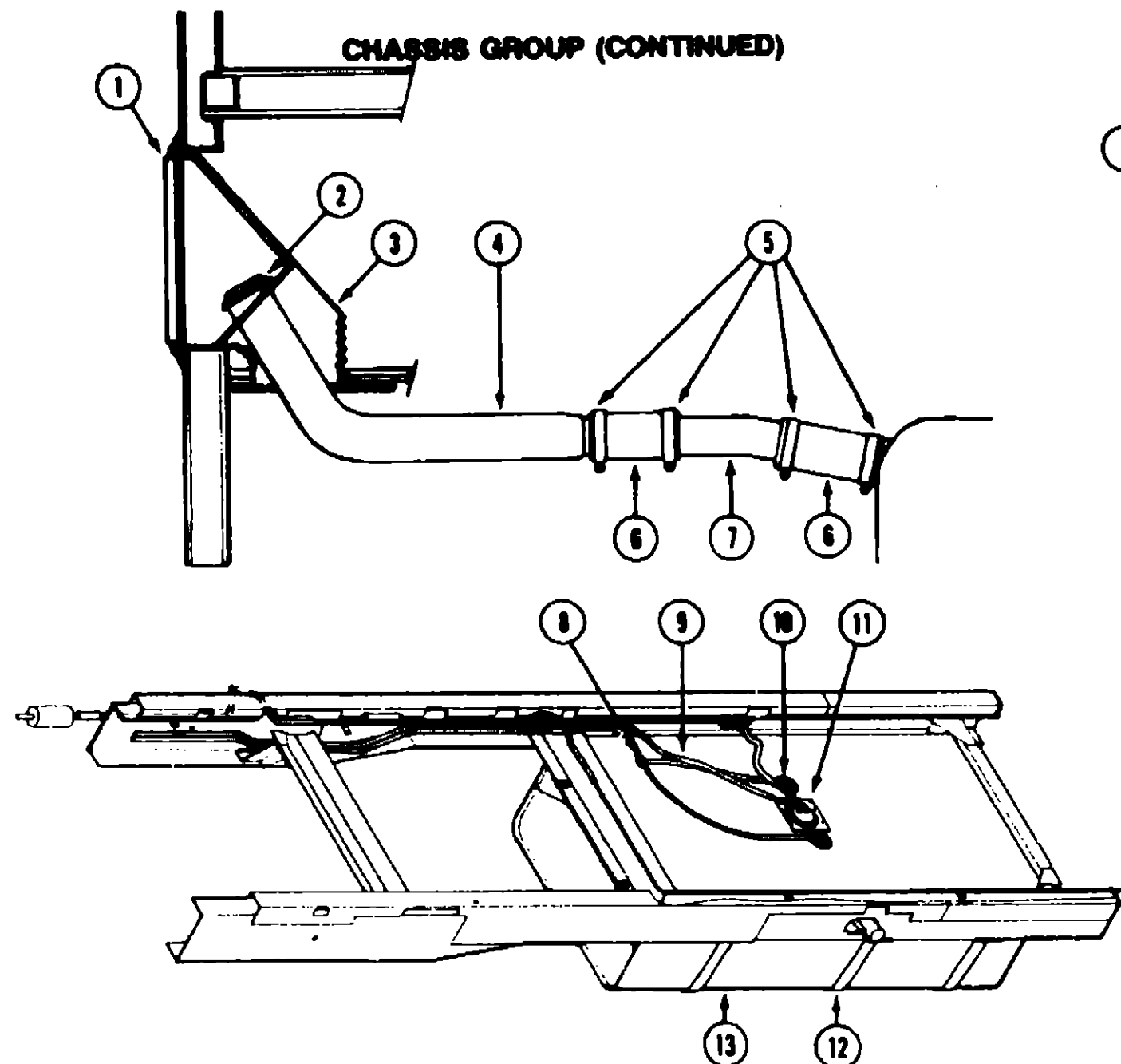
Key	Part Number	U/M	Description
1	094918-01-000	EA	Exhaust Clamp - 3"
2	098599-01-000	EA	Exhaust Pipe
3	094918-02-000	EA	Exhaust Clamp - 3.5"
	098054-02-000	EA	Support
4	098833-01-000	EA	Hanger Bracket - Exhaust

1990 ITASCA TABLE OF CONTENTS

INTRODUCTION	A-01 - A-02
ABBREVIATIONS	A-03
ALPHABETICAL/GROUP REFERENCE	A-04 - A-06
IC/FM31RQ	A-07 - F-02
IC/FM34RA	F-03 - J-16

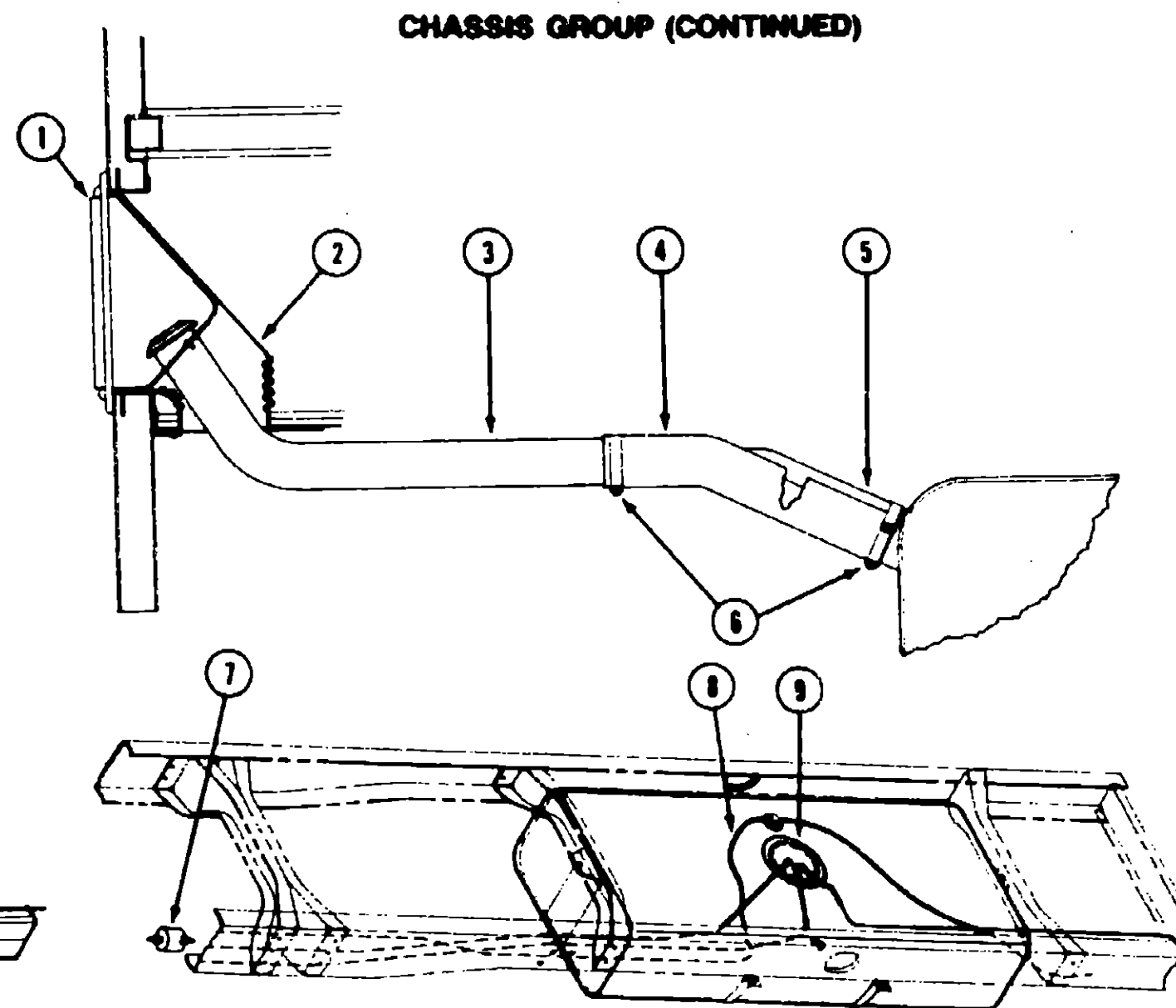
1990 IC/FM34RA INDEX

Floor Plan	F-03 - F-04
Accessories Group	F-05 - F-06
Bath Group	F-09 - F-11
Bedroom Group	F-12 - F-15
Chassis Group	F-16 - G-07
Curtain, Cushion & Pad Group	G-08 - G-17
Dinette Group	G-18 - G-20
Driver's Compartment Group	G-21 - H-01
Electrical Group	H-02 - H-06
Exterior Body Group	H-07 - H-15
Galley Group	H-16 - H-20
Heating & Air Conditioning Group	H-21 - H-22
Interior Finish Group	H-23 - H-24
Labels Group	I-01 - I-09
LP Group	I-10
Lounge Group	I-11 - I-14
Sealants & Fasteners Group	I-15 - I-16
Water & Sewage Group	I-17 - I-19
Window, Vent & Exterior Door Group	I-20 - J-16



FUEL SYSTEM COMPONENTS (CHEVROLET CHASSIS)

Key	Part Number	U/M	Description
1	078010-04-000	EA	Door Asm. - Fuel Fill - Beige
	077963-01-000	EA	Gasket - Door - Gas Fill
	073220-02-000	EA	Cap Asm. - Fuel Fill - Non-Locking (GM22525302)
2	083578-01-000	EA	Boot - Fuel Fill
3	087256-02-000	EA	Neck Asm. - Fuel Fill (Chevrolet Chassis)
4	066732-01-000	FT	Hose - Vent
	062401-03-000	EA	Hose Clamp - Wormgear - .22" to 1" ID
5	062401-02-000	EA	Hose Clamp - Wormgear - 1.56" to 2.5" ID
6	007111-01-000	EA	Hose - 2 1/4" x 3' (GM Part #14042360)
7	075228-01-000	EA	Neck Asm. - Lower Fuel Fill
8	089357-01-000	EA	Tej - Brass
9	007063-01-000	FT	Hose - Gas - 1/4" ID x 1/2" OD
10	079661-01-000	EA	Valve Asm. - Vent - Fuel Tank
	073660-01-000	EA	Grommet - Seal - Valve Asm. - Fuel
11	088740-02-000	EA	Sending Unit/Pump Fuel
	088255-01-000	EA	Gasket - Sender
	088254-01-000	EA	Retainer - Sender
12	090082-02-000	EA	Strap - Fuel Tank
13	090082-03-000	EA	Tank - Fuel - 80 Gallon
	082043-01-000	EA	Label - Fuel - Unleaded (California)
	078200-01-000	EA	Gasket - Fuel Fill
	080342-01-000	EA	Label - Vapor Relief
	081417-01-000	EA	Label - Fuel



FUEL SYSTEM COMPONENTS (FORD CHASSIS)

Key	Part Number	U/M	Description
1	078010-04-000	EA	Door Asm. - Fuel Fill - Beige
	077963-01-000	EA	Gasket - Door - Gas Fill
2	083578-01-000	EA	Boot - Fuel Fill
3	085607-01-000	EA	Neck Asm. - Fuel Fill
4	095802-01-000	EA	Hose - Fuel Fill - Formed - 2" ID
5	088732-00-001	FT	Hose - Fuel Fill - .62 ID
	062401-03-000	EA	Hose Clamp - Wormgear - .22" to 1" ID
6	062401-02-000	EA	Hose Clamp - Wormgear - 1.56" to 2.5" ID
	088310-01-000	EA	Cap - Fuel Fill - Turn to Vent
7	084930-01-000	EA	Fuel Filter
8	007063-01-000	FT	Hose - Gas - 1/4" ID x 1/2" OD
9	088452-01-000	EA	Sender & Pump Asm. - Fuel Tank
	082043-01-000	EA	Label - Fuel - Unleaded (California)
	078200-01-000	EA	Gasket - Fuel Fill
	081417-01-000	EA	Label - Fuel

CHASSIS GROUP (CONTINUED)

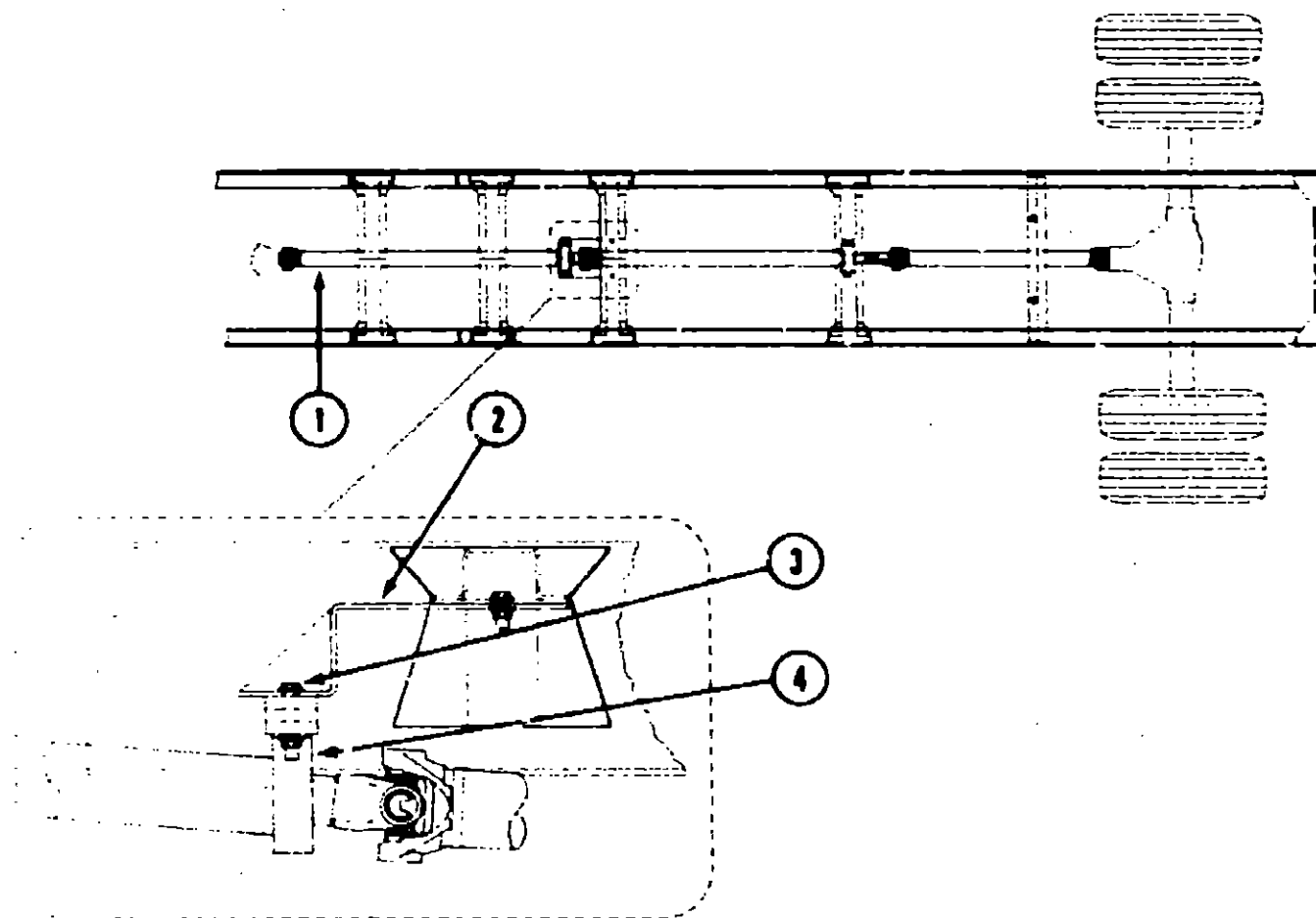
1990 ITASCA TABLE OF CONTENTS

INTRODUCTION	A-01 - A-02
ABBREVIATIONS	A-03
ALPHABETICAL/GROUP REFERENCE	A-04 - A-06
IC/FM31RQ	A-07 - F-02
IC/FM34RA	F-03 - J-16

1990 IC/FM34RA INDEX

Floor Plan	F-03 - F-04
Accessories Group	F-05 - F-08
Bath Group	F-09 - F-11
Bedroom Group	F-12 - F-15
Chassis Group	F-16 - G-07
Curtain, Cushion & Pad Group	G-08 - G-17
Dinette Group	G-18 - G-20
Driver's Compartment Group	G-21 - H-01
Electrical Group	H-02 - H-06
Exterior Body Group	H-07 - H-15
Galley Group	H-16 - H-20
Heating & Air Conditioning Group	H-21 - H-22
Interior Finish Group	H-23 - H-24
Labels Group	I-01 - I-09
LP Group	I-10
Lounge Group	I-11 - I-14
Sealants & Fasteners Group	I-15 - I-16
Water & Sewage Group	I-17 - I-19
Window, Vent & Exterior Door Group	I-20 - J-16

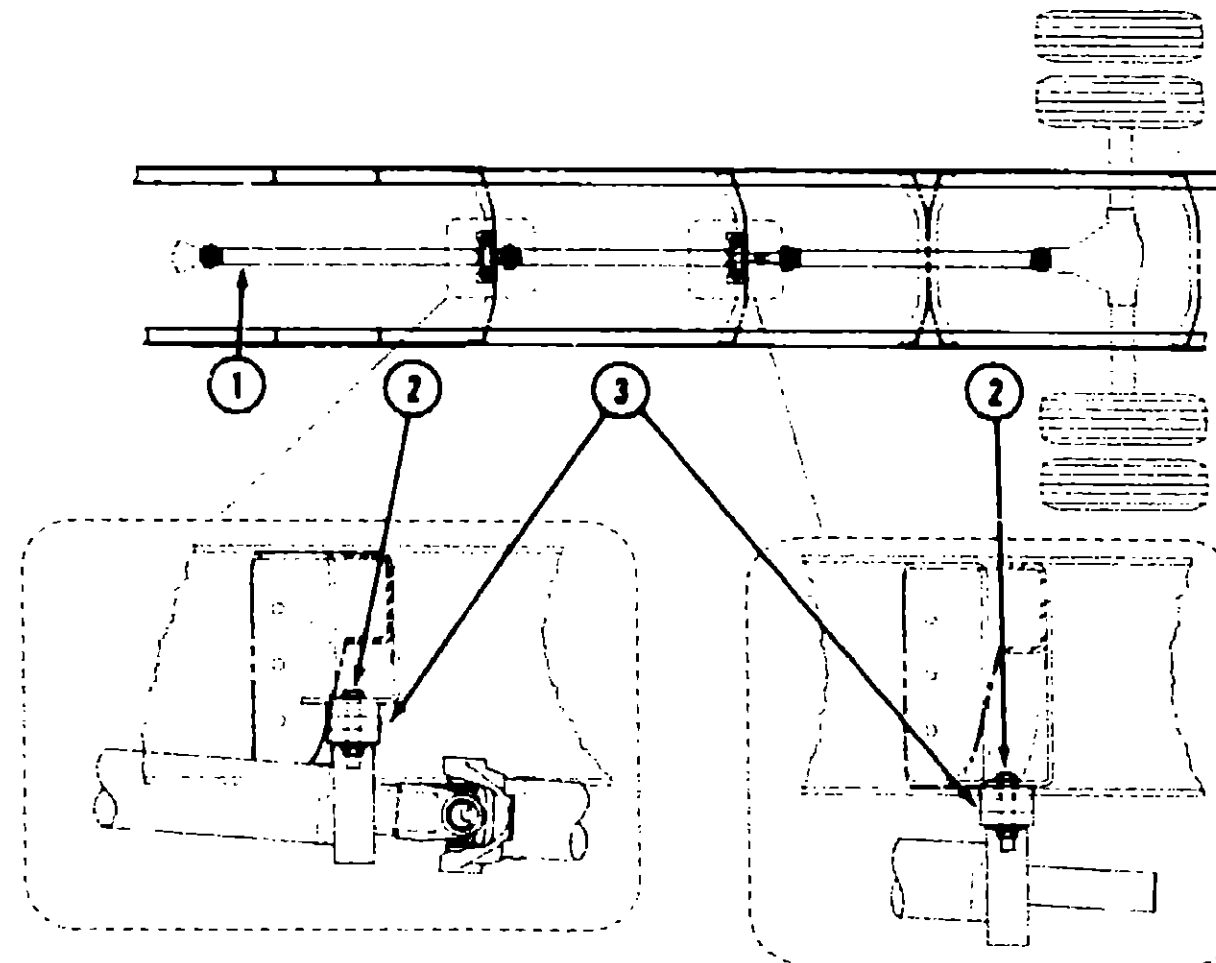
CHASSIS GROUP (CONTINUED)



DRIVELINE (CHEVROLET CHASSIS)

Key	Part Number	U/M	Description
1	075302-13-000	EA	Drive Shaft Asm. - Yoke/Yoke
2	094554-01-000	EA	Support Asm. - Bearing
3	000C13-07-20B	EA	Bolt - Hex - 7/16" - 20 x 1 1/4"
	0A5771-03 000	EA	Nut - Hex
	000E13-20 00B	EA	Washer
4	083417-01-000	EA	Heat Shield Asm. - Bearing
	000C12-06-16B	EA	Bolt - Hex - 3/8" - 16 x 1"
	000D29-06-00B	EA	Nut - Hex - w/Nylon Lock
	000E13-17-00B	EA	Washer

CHASSIS GROUP (CONTINUED)



DRIVELINE (FORD CHASSIS)

Key	Part Number	U/M	Description
1	095511-C2-000	EA	Front Driveshaft
2	000C31-07-44A	EA	Bolt - Hex - 7/16" - 14 x 2.75"
3	074833-01-000	EA	Spacer (3 used)

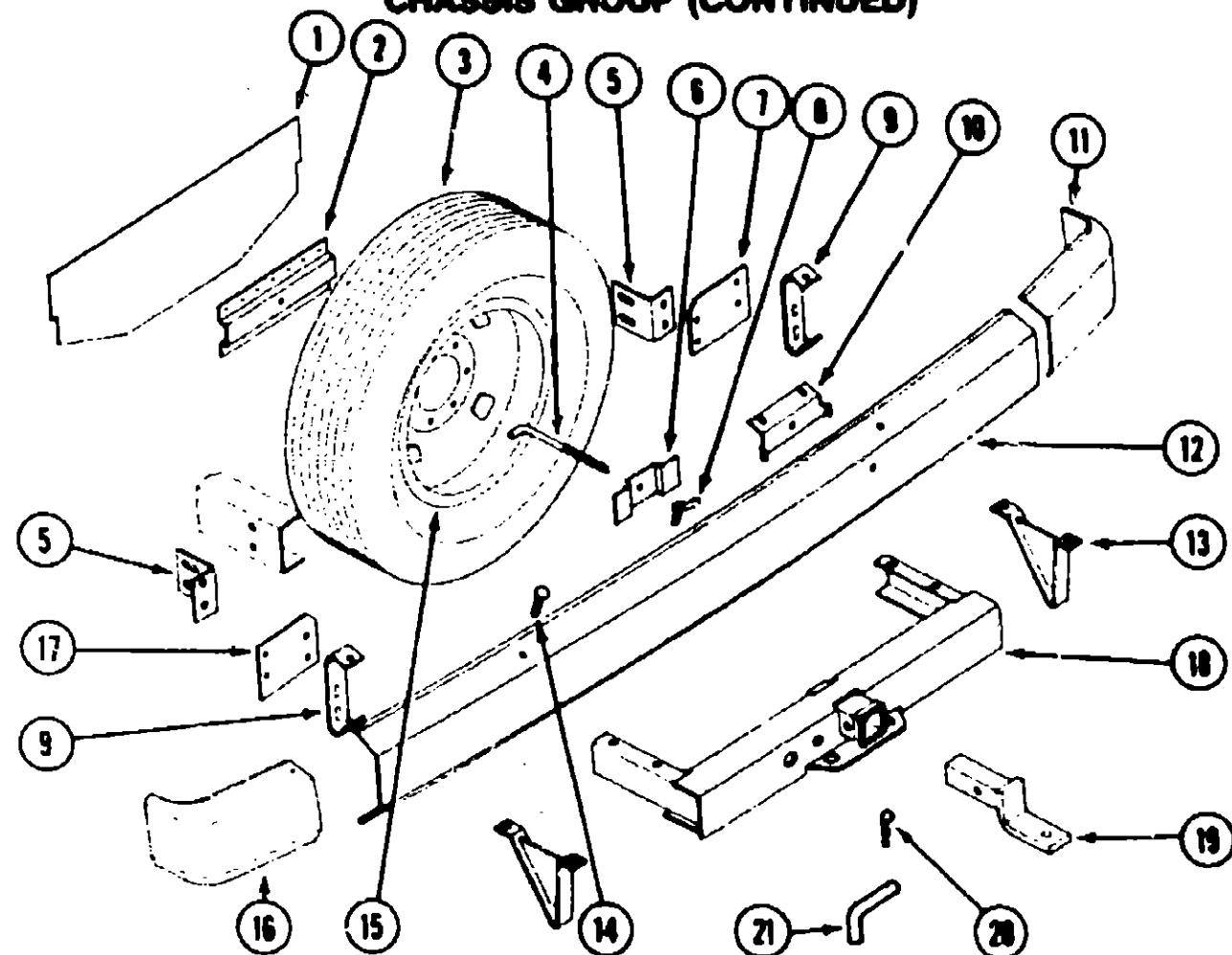
1990 ITASCA TABLE OF CONTENTS

INTRODUCTION	A-01 - A-02
ABBREVIATIONS	A-03
ALPHABETICAL/GROUP REFERENCE	A-04 - A-06
IC/FM31RQ	A-07 - F-02
IC/FM34RA	F-03 - J-16

1990 IC/FM34RA INDEX

Floor Plan	F-03 - F-04
Accessories Group	F-05 - F-08
Bath Group	F-09 - F-11
Bedroom Group	F-12 - F-15
Chassis Group	F-16 - G-07
Curtain, Cushion & Pad Group	G-08 - G-17
Dinette Group	G-18 - G-20
Driver's Compartment Group	G-21 - H-01
Electrical Group	H-02 - H-08
Exterior Body Group	H-07 - H-15
Galley Group	H-16 - H-20
Heating & Air Conditioning Group	H-21 - H-22
Interior Finish Group	H-23 - H-24
Labels Group	I-01 - I-09
LP Group	I-10
Lounge Group	I-11 - I-14
Sealants & Fasteners Group	I-15 - I-16
Water & Sewage Group	I-17 - I-19
Window, Vent & Exterior Door Group	I-20 - J-16

CHASSIS GROUP (CONTINUED)



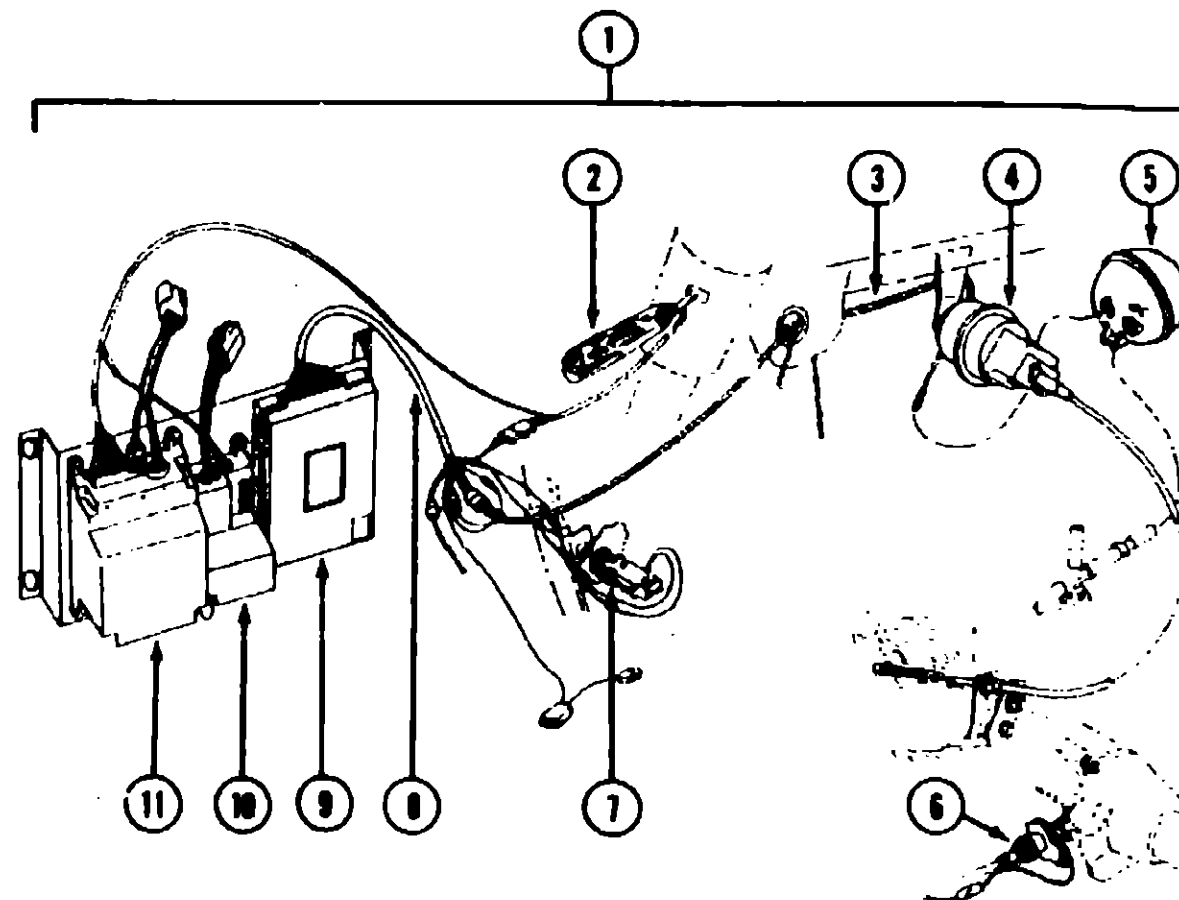
SPARE TIRE, HITCH & REAR BUMPER

Key	Part Number	U/M	Description
1	077395-01-000	EA	Shield - Sight - Spare Tire
2	077403-01-000	EA	Support - Rod - Spare Tire
3	007324-04-000	EA	Tire - 8R19.5LRD - Michelin (Chevrolet Chassis)
	083425-02-000	EA	Tire - LT235/85R16LRE - Michelin (Ford Chassis)
	095853-01-000	EA	Wheel - Std - 16 x 8K (Ford Chassis Only)
	051377-01-000	EA	Valve Stem Asm.
4	077411-01-000	EA	Rod - Retaining - Spare Tire
5	078668-01-000	EA	Support Angle - Bumper - Rear
6	077399-01-000	EA	Retainer - Spare Tire
7	078760-02-000	EA	Plate Asm. - Bumper - Mounting - Passenger Side
8	064081-01-000	EA	Wing Nut
	077400-01-000	EA	Support - Spare Tire
	077759-01-000	EA	Spacer - Support - Spare Tire
9	078670-02-000	EA	Bracket Asm. - Bumper - Rear
10	081107-01-000	EA	Bracket - Bumper Pin
11	078578-07-000	EA	Cap - Bumper End - Gray - Passenger Side
12	078584-01-000	EA	Bumper - Rear - Mill Finish
12	078584-08-000	EA	Bumper - Rear - Chrome
13	083376-01-000	EA	Skid Plate Asm.
14	005200-01-000	EA	Bolt - Carriage - 7/16" x 14" x 1.25" w/Stainless Steel Cap
15	095853-01-000	EA	Wheel - 16 x 8K (Ford Chassis Only)
16	078578-08-000	EA	Cap - Bumper End - Gray - Driver
17	078760-03-000	EA	Plate Asm. - Bumper - Mounting - Driver Side

TOWBAR (OPTION 240)

Key	Part Number	U/M	Description
18	077617-01-000	EA	Hitch Asm. - w/o Drawbar
19	077613-01-000	EA	Drawbar Asm. Only
20	034513-01-000	EA	Hitch Pin - 3/16" Wire
21	034512-01-000	EA	Locking Pin - Drawbar
	097745-02-000	EA	Receptacle Housing - Trailer - 48" Wire Length

CHASSIS GROUP (CONTINUED)



CRUISE CONTROL (1990 CHEVROLET CHASSIS)

Key	Part Number	U/M	Description
1	094369-03-000	EA	Speed Control - 3 Stick II TBI
2	094369-01-701	EA	Switch & Lever Asm.
3	094369-01-700	EA	Servo & Cable Asm.
4	094369-01-708	EA	Servo Only
5	094369-01-705	EA	Vacuum Reservoir
6	089529-01-704	EA	Signal Generator Asm.
	089629-01-708	EA	Signal Generator Only
7	083212-01-704	EA	Stop Lamp/Cruise Release Switch
8	083212-04-701	EA	Main Wiring Harness
9	094369-01-702	EA	Regulator Asm. - Electronic
10	094369-01-704	EA	Headlight Dimmer Module Asm.
11	102362-01-702	EA	Wiper Control Module
	102362-01-705	EA	Throttle Retainer Clip
	059778-01-710	EA	Tester - Cruise Control w/Harness

1990 ITASCA TABLE OF CONTENTS

INTRODUCTION	A-01 - A-02
ABBREVIATIONS	A-03
ALPHABETICAL/GROUP REFERENCE	A-04 - A-06
IC/FM31RQ	A-07 - F-02
IC/FM34RA	F-03 - J-16

1990 IC/FM34RA INDEX

Floor Plan	F-03 - F-04
Accessories Group	F-05 - F-08
Bath Group	F-09 - F-11
Bedroom Group	F-12 - F-15
Chassis Group	F-16 - G-07
Curtain, Cushion & Pad Group	G-08 - G-17
Dinette Group	G-18 - G-20
Driver's Compartment Group	G-21 - H-01
Electrical Group	H-02 - H-06
Exterior Body Group	H-07 - H-15
Galley Group	H-16 - H-20
Heating & Air Conditioning Group	H-21 - H-22
Interior Finish Group	H-23 - H-24
Labels Group	I-01 - I-09
LP Group	I-10
Lounge Group	I-11 - I-14
Sealants & Fasteners Group	I-15 - I-16
Water & Sewage Group	I-17 - I-19
Window, Vent & Exterior Door Group	I-20 - J-16

CHASSIS GROUP (CONTINUED)

JET AIR RIDE W/PARK & LEVEL (1988 CHEVROLET CHASSIS) (OPTION 64P)

Key	Part Number	U/M	Description
1	090436-02-000	EA	Suspension Kit - Park & Level
	090436-07-000	EA	Control - Park/Level w/Wiring
	090436-15-700	EA	Toggle Switch - Up/Down
	090436-15-701	EA	Toggle Switch - Lighted - Manual/Auto
	090436-15-702	EA	Indicator Light
2	090436-15-000	EA	Compressor Arm w/Tank & Wiring
4	090436-15-704	EA	Air Spring - Air Bag Only - Set(2)
5	090436-10-000	EA	Lower Spring/Axle Mount - Driver Side
	090436-11-000	EA	Lower Spring/Axle Mount - Passenger Side
6	090436-15-000	EA	Park & Level Solenoid Arm
	090436-15-705	EA	Solenoid Only (Single)
7	090436-05-000	EA	Height Control Valve Arm - Park/Level
8	090436-08-000	EA	Mount - Airspring Arm - Upper - Driver Side
	090436-08-000	EA	Mount - Airspring Arm - Upper - Passenger Side
9	090436-03-000	EA	Spring - Leaf - Semi - 14,500 GVWR Chassis
	090436-38-000	EA	Spring - Leaf - Semi - 16,000 GVWR Chassis
11	090436-15-000	EA	Bracket - Brake Hose/Axle Mount - P-30
12	090436-12-000	EA	U-Bolt - Forward - Straight 7/8"
	090436-13-000	EA	U-Bolt - Rearward - Bent 7/8"
17	090436-14-000	EA	Bar - Track w/Pivot Bolts & Brackets
	091250-01-000	EA	Bushing - Front Swaybar - Inboard - 1.25" Cut
	091250-02-000	EA	Bushing - Front Swaybar - Outboard - 1.25" Uncut
	091250-03-000	EA	Bushing - Rear Swaybar - 1.75" Cut

JET AIR RIDE W/PARK & LEVEL (1988 FORD CHASSIS) (OPTION 64P)

Key	Part Number	U/M	Description
1	090436-17-000	EA	Suspension - Air Kit - Park & Level
	090436-24-000	EA	Control - Park & Level w/Wiring
	090436-15-700	EA	Toggle Switch - Up/Down
	090436-15-701	EA	Toggle Switch - Lighted - Manual/Auto
	090436-15-702	EA	Indicator Light
2	090436-27-000	EA	Compressor Arm w/Tank
	090436-07-700	EA	Compressor Only
3	090436-18-000	EA	Mount - Airspring Arm - Upper - Driver Side
	090436-19-000	EA	Mount - Airspring Arm - Upper - Passenger Side
5	090436-20-000	EA	Lower Spring/Axle Mount - Driver Side
	090436-21-000	EA	Lower Spring/Axle Mount - Passenger Side
9	090436-23-000	EA	Spring - Leaf - Semi
10	090436-26-000	EA	Rear Stabilizer Bar
12	090436-22-000	EA	U-Bolt - 1 - 14 x 4 x 14 w/Nuts
	090436-25-000	EA	U-Bolt - 1 - 14 x 4 x 15 w/Nuts
13	090436-29-000	EA	Bracket - Brake Hose/Frame
14	090436-30-000	EA	Bracket - Brake Hose/Catper
15	090436-28-000	EA	Fuel Tank Heat Shield
16	090436-31-000	EA	Bar - Track w/bolts & Brackets

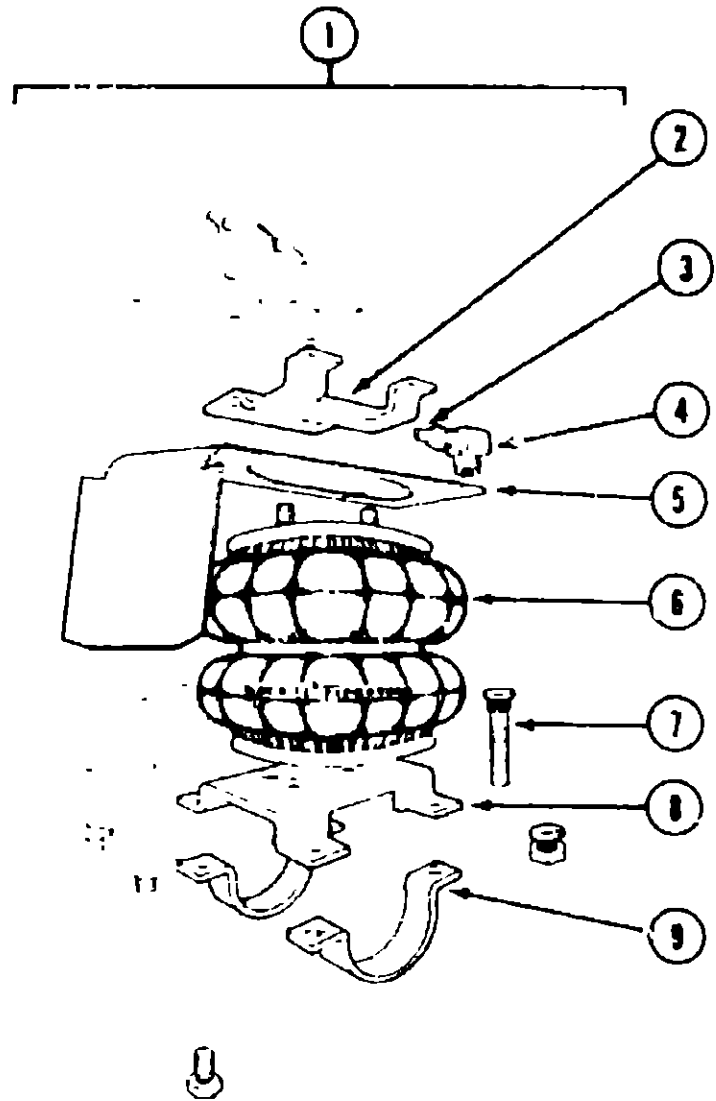
1990 ITASCA TABLE OF CONTENTS

INTRODUCTION	A-01 - A-02
ABBREVIATIONS	A-03
ALPHABETICAL/GROUP REFERENCE	A-04 - A-06
IC/FM31RQ	A-07 - F-02
IC/FM34RA	F-03 - J-16

1990 IC/FM34RA INDEX

Floor Plan	F-03 - F-04
Accessories Group	F-05 - F-06
Bath Group	F-09 - F-11
Bedroom Group	F-12 - F-15
Chassis Group	F-16 - G-07
Curtain, Cushion & Pad Group	G-08 - G-17
Dynette Group	G-18 - G-20
Driver's Compartment Group	G-21 - H-01
Electrical Group	H-02 - H-06
Exterior Body Group	H-07 - H-15
Galley Group	H-16 - H-20
Heating & Air Conditioning Group	H-21 - H-22
Interior Finish Group	H-23 - H-24
Labels Group	I-01 - I-09
LP Group	I-10
Lounge Group	I-11 - I-14
Sealants & Fasteners Group	I-15 - I-16
Water & Sewage Group	I-17 - I-19
Window Vent & Exterior Door Group	I-20 - J-16

CHASSIS GROUP (CONTINUED)



REAR AIRBAGS & FRONT STABILIZER SHOCKS (CHEVROLET CHASSIS ONLY) (OPTION 64C)

Key	Part Number	U/M	Description
1	084086-01-000	EA	Airspring - Bellows - Rear Axle - Complete System
2	084086-01-706	EA	Upper Bracket
3	084086-01-701	EA	Flexible Tubing - 1/4" x 18"
4	084086-01-704	EA	Elbow Connector
5	084086-01-709	EA	Heat Shield
6	084086-01-700	EA	Bellow Only (Airbag)
7	084086-01-702	EA	Ribbed Neck Bolt - 3/8" - 24 x 2 1/2"
8	084086-01-707	EA	Lower Bracket
9	084086-01-713	EA	Axle Strap Bracket
	084086-01-703	EA	Air Valve
	084086-01-705	EA	Tubing Protectors
	084086-01-708	EA	Airline Repair Kit
	084086-01-710	EA	Bolt Kit
	079942-01-000	EA	Shock Absorber - Stabilizer Ft

CHASSIS GROUP (CONTINUED)

ELECTRIC ENTRANCE STEP

Key	Part Number	U/M	Description
	094707-01-01A	EA	Step Asm - Electric - Double
	094707-01-700	EA	Control Unit
	100312-01-000	EA	Switch - Electric Step - Door Jamb
	075723-02-000	EA	Spacer Block - Switch
	079383-01-000	EA	Switch - Electric Step - On/Off
	098351-03-01A	EA	Switch Plate - 3 Gang
	094707-01-702	EA	Frame - Double Step
	094707-01-703	EA	Gearbox Asm - Double Mtr

BATTERY HARDWARE INSTALLATION

Key	Part Number	U/M	Description
	088751-01-000	FT	Cable - Battery - 1/0 AWG Stranded
	008037-02-000	FT	Cable - Battery - 1 AWG Stranded - Red
	008348-01-000	EA	Terminal - Ring - 2 - 3/8" Stud
	090804-03-000	EA	Tray Asm - Battery (Chevrolet Chassis Battery)
	096751-02-000	EA	Tray Asm - Battery (Ford Chassis Battery)
	089074-01-000	EA	Tray - Battery (House Batteries)
	085450-01-000	EA	Tiedown - Battery (Chevrolet Chassis Battery)
	087475-07-000	EA	Bracket - Battery Tiedown (Ford Chassis Battery)
	065450-05-000	EA	Tiedown - Battery (House Batteries)
	051387-06-000	EA	Bolt - Carnage - 5/16 - 18 x 9.5 (House & Chassis Batteries)
	040921-03-000	EA	Nut - Speed - U-Type No 10 (Chassis Battery)
	044364-02-000	EA	Nut - Speed - Flat - Round (House Batteries)
	077479-01-000	EA	Boot - Battery Terminal - Double Cable
	077479-02-000	EA	Boot - Battery Terminal - Single Cable

STABILIZING JACKS - MANUAL (OPTION 64L)

Key	Part Number	U/M	Description
	099025-01-000	EA	Stabilizer Jack - RT
	099025-02-000	EA	Stabilizer Jack - LT
	099641-01-000	EA	Bracket Asm - Jack - RT Rear
	099641-02-000	EA	Bracket Asm - Jack - LT Rear
	099642-01-000	EA	Bracket Asm - Jack - RT Front
	099642-02-000	EA	Bracket Asm - Jack - LT Front

FOG LAMP (OPTION 57M)

Key	Part Number	U/M	Description
	088747-03-000	EA	Fog Lamp Asm - Clear Lens
	088747-01-700	EA	Lens - Fog Lamp
	053305-02-000	EA	Switch - Fog Lamp
	007940-01-000	EA	Slide Receptacle - 16 to 21 AWG
	041953-09-000	FT	Conduit - Convuluted - 50"
	063910-01-000	EA	Relay Housing
	063912-02-000	EA	Relay Camster - SPDT w/Resistor
	088474-09-000	EA	Socket Housing
	088476-01-000	EA	Connector Socket
	069305-01-000	EA	Housing Asm - 4 Position
	093654-02-000	EA	Circuit Breaker - 15 Amp

1990 ITASCA
TABLE OF CONTENTS

INTRODUCTION	A-01 - A-02
ABBREVIATIONS	A-03
ALPHABETICAL/GROUP REFERENCE	A-04 - A-06
IC/FM31RQ	A-07 - F-02
IC/FM34RA	F-03 - J-16

1990 IC/FM34RA INDEX

Floor Plan	F-03 - F-04
Accessories Group	F-05 - F-08
Bath Group	F-09 - F-11
Bedroom Group	F-12 - F-15
Chassis Group	F-16 - G-07
Curtain Cushion & Pad Group	G-08 - G-17
Dinette Group	G-18 - G-20
Driver's Compartment Group	G-21 - H-01
Electrical Group	H-02 - H-06
Exterior Body Group	H-07 - H-15
Galley Group	H-16 - H-20
Heating & Air Conditioning Group	H-21 - H-22
Interior Finish Group	H-23 - H-24
Labels Group	I-01 - I-09
LP Group	I-10
Lounge Group	I-11 - I-14
Sealants & Fasteners Group	I-15 - I-16
Water & Sewage Group	I-17 - I-19
Window, Vent & Exterior Door Group	I-20 - J-16

CHASSIS GROUP (CONTINUED)

4.0KW & 6.0KW GENERATORS & COMPONENTS (OPTION 30E & 30G)

Key	Part Number	U/M	Description
	100974-01-000	EA	Generator - 4.0KW - Emerald Plus - Onan BGE-FA/261
	100975-01-000	EA	Generator - 6.0KW - Emerald Plus - Onan NHE-FA/261
	094657-02-000	EA	Tray Arm - Generator
	007067-01-000	EA	Insulation - Fiberglass
	094059-01-000	EA	Spacer
	023942-01-000	EA	Grommet - Rubber - 2" OD
	081364-03-000	EA	Muffler
	007125-03-000	EA	Clamp Arm - Muffler
	083152-11-000	EA	Exhaust Pipe - Generator
	008054-01-000	EA	Power Cord - 10/3 - 30 Amp - 25' (USA)
	008052-01-000	EA	Power Cord - 10/3 - 30 Amp - 25' (CSA)
	008289-01-000	EA	Box - Electrical - 4" x 4" (USA)
	008289-02-000	EA	Box - Electrical - 4" x 4" (CSA)
	008294-01-000	EA	Cover Plate - 4" x 4" (USA)
	008294-02-000	EA	Cover Plate - 4" x 4" (CSA)
	024924-02-000	EA	Receptacle - Power Cord
	069238-01-000	EA	Cover Plate - Receptacle Box - Power Cord - 4" x 4"
	008394-01-000	FT	Conduit - Flexible - 1/2"
	008355-01-000	EA	Connector - 3/4" - Cable Clamping
	008356-01-000	EA	Connector - Plastic - 3/8" Avg Wire
	010495-01-000	EA	Clamp - Cable - 9/16"
	008026-01-000	FT	Wire - 12/2 Romex w/Ground
	008311-01-000	EA	Connector - Wire Nut - Red
	008312-01-000	EA	Connector - Wire Nut - Blue
	008314-01-000	EA	Connector - Wire Nut - Gray
	008328-01-000	EA	Terminal - Ring - 12/10 Wire
	024976-01-000	EA	Generator Switch - w/o Circuit Board
	098351-04-01A	EA	Plate - Switch - Generator - Rear Bedroom
	100258-10-01A	EA	Hourmeter
	008037-01-000	FT	Battery Cable - 1 AWG Strand
	008348-01-000	EA	Terminal - Ring - 2 3/8" Stud
	007063-01-000	FT	Hose - Gasoline - 1/4" ID x 1/2" OD
	062401-03-000	EA	Clamp - Hose - Wormgear - 22" to 62" ID

5.0KW GENERATOR & COMPONENTS (EXPORT)

Key	Part Number	U/M	Description
	100975-04-000	EA	Generator - 5.0KW - Emerald Plus - Onan NHE-FN/292
	007067-01-000	SF	Insulation - Fiberglass
	023942-01-000	EA	Grommet - Rubber - 2" OD
	093590-04-000	EA	Muffler
	007125-03-000	EA	Clamp Arm - Muffler
	092506-01-000	EA	Exhaust Pipe - Generator
	008054-01-000	EA	Power Cord - 10/3 - 30 Amp - 25'
	008289-01-000	EA	Box - Electrical - 4" x 4"
	008294-01-000	EA	Cover Plate - 4" x 4"
	024924-01-000	EA	Cover Plate - Receptacle Box - Power Cord - 4" x 4"
	008394-01-000	FT	Conduit - Flexible - 1/2"
	008355-01-000	EA	Connector - 3/4" - Cable Clamping
	008356-01-000	EA	Connector - Plastic - 3/8"
	010495-01-000	EA	Clamp - Cable - 9/16"
	008026-01-000	FT	Wire - 12/2 Romex w/Ground
	008311-01-000	EA	Connector - Wire Nut - Red
	008312-01-000	EA	Connector - Wire Nut - Blue
	008314-01-000	EA	Connector - Wire Nut - Gray
	008328-01-000	EA	Terminal - Ring - 12/10 Wire
	008215-01-000	EA	Converter - 40 Amp - w/Charger
	024976-01-000	EA	Generator Switch - w/o Circuit Board
	098351-04-01A	EA	Plate - Switch - Generator - Rear Bedroom
	100258-10-01A	EA	Hourmeter
	008037-01-000	EA	Battery Cable - 1 AWG Strand
	008348-01-000	EA	Terminal - Ring - 2 3/8" Stud
	007063-01-000	FT	Hose - Gasoline - 1/4" ID x 1/2" OD
	062401-03-000	EA	Clamp - Hose - Wormgear - 22" to 62" ID

CHASSIS GROUP (CONTINUED)

7.0KW GENERATOR & COMPONENTS (OPTION 37B)

Key	Part Number	U/M	Description
	083547-01-000	EA	Generator - 7.0KW Kohler 7 UCKM21 RV
	007067-01-000	SF	Insulation - Fiberglass
	023942-01-000	EA	Grommet - Rubber - 2" OD
	093590-04-000	EA	Muffler
	007125-03-000	EA	Clamp Arm - Muffler - 1.50" Dia
	083152-08-000	EA	Exhaust Pipe
	008054-01-000	EA	Power Cord - 10/3 - 30 Amp - 25' (USA)
	008052-01-000	EA	Power Cord - 10/3 - 30 Amp - 25' (CSA)
	008289-01-000	EA	Box - Electrical - 4" x 4" (USA)
	008289-02-000	EA	Box - Electrical - 4" x 4" (CSA)
	008294-01-000	EA	Cover Plate - 4" x 4" (USA)
	008294-02-000	EA	Cover Plate - 4" x 4" (CSA)
	024924-02-000	EA	Receptacle - Power Cord
	069238-01-000	EA	Cover Plate - Receptacle Box - Power Cord - 4" x 4"
	008394-01-000	FT	Conduit - Flexible - 1/2"
	008355-01-000	EA	Connector - 3/4" - Cable Clamping
	008356-01-000	EA	Connector - Plastic - 3/8" Avg Wire
	010495-01-000	EA	Clamp - Cable - 9/16"
	008026-01-000	EA	Wire - 12/2 Romex w/Ground
	008311-01-000	EA	Connector - Wire Nut - Red
	008312-01-000	EA	Connector - Wire Nut - Blue
	008314-01-000	EA	Connector - Wire Nut - Gray
	008328-01-000	EA	Terminal - Ring - 12/10 Wire
	024976-01-000	EA	Generator Switch - w/o Circuit Board
	098351-04-01A	EA	Plate - Switch - Generator - Rear Bedroom
	100258-01-01A	EA	Hourmeter
	008037-01-000	FT	Battery Cable - 1 AWG Strand
	008348-01-000	EA	Terminal - Ring - 2 3/8" Stud
	007063-01-000	FT	Hose - Gasoline - 1/4" ID x 1/2" OD
	062401-03-000	EA	Clamp - Hose - Wormgear - 22" to 62" ID

3.5KW GENERATOR & COMPONENTS (EXPORT)

Key	Part Number	U/M	Description
	100974-05-000	EA	Generator - 3.5KW - Emerald Plus - Onan BGE-FN/292
	007067-01-000	SF	Insulation - Fiberglass
	023942-01-000	EA	Grommet - Rubber - 2" OD
	093590-01-000	EA	Muffler
	007125-03-000	EA	Clamp Arm - Muffler
	083581-01-000	EA	Exhaust Pipe - Generator
	008054-01-000	EA	Power Cord - 10/3 - 30 Amp - 25'
	008289-01-000	EA	Box - Electrical - 4" x 4"
	008294-01-000	EA	Cover Plate - 4" x 4"
	024924-02-000	EA	Receptacle - Power Cord
	069238-01-000	EA	Cover Plate - Receptacle Box - Power Cord - 4" x 4"
	008394-01-000	FT	Conduit - Flexible - 1/2"
	008355-01-000	EA	Connector - 3/4" - Cable Clamping
	008356-01-000	EA	Connector - Plastic - 3/8"
	010495-01-000	EA	Clamp - Cable - 9/16"
	008026-01-000	FT	Wire - 12/2 Romex w/Ground
	008311-01-000	EA	Connector - Wire Nut - Red
	008312-01-000	EA	Connector - Wire Nut - Blue
	008314-01-000	EA	Connector - Wire Nut - Gray
	008328-01-000	EA	Terminal - Ring - 12/10 Wire
	008215-01-000	EA	Converter - 40 Amp - w/Charger
	024976-01-000	EA	Generator Switch - w/o Circuit Board
	098351-04-01A	EA	Plate - Switch - Generator - Rear Bedroom
	100258-10-01A	EA	Hourmeter
	008037-01-000	EA	Battery Cable - 1 AWG Strand
	008348-01-000	EA	Terminal - Ring - 2 3/8" Stud
	007063-01-000	FT	Hose - Gasoline - 1/4" ID x 1/2" OD
	062401-03-000	EA	Clamp - Hose - Wormgear - 22" to 62" ID

1990 ITASCA TABLE OF CONTENTS

INTRODUCTION	A-01	A-02
ABBREVIATIONS		A-03
ALPHABETICAL/GROUP REFERENCE	A-04	A-06
IC/FM31RO	A-07	F-02
IC/FM34RA	F-03	J-16

1990 IC/FM34RA INDEX

Floor Plan	F-03	F-04
Accessories Group	F-05	F-08
Bath Group	F-09	F-11
Bedroom Group	F-12	F-15
Chassis Group	F-16	G-07
Curtain, Cushion & Pad Group	G-08	G-17
Dinette Group	G-18	G-20
Driver's Compartment Group	G-21	H-01
Electrical Group	H-02	H-06
Exterior Body Group	H-07	H-15
Galley Group	H-16	H-20
Heating & Air Conditioning Group	H-21	H-22
Interior Finish Group	H-23	H-24
Labels Group	I-01	I-09
LP Group		I-10
Lounge Group	I-11	I-14
Sealants & Fasteners Group	I-15	I-16
Water & Sewage Group	I-17	I-19
Window Vent & Exterior Door Group	I-20	J-16

CHASSIS GROUP (CONTINUED)

WHEEL COVER & MOUNTING HARDWARE

Key	Part Number	U/M	Description
	083181-03-000	EA	Wheel Cover - 19.5" (Set/4)
	083181-03-700	EA	Wheel Cover - 19.5" (1)
	083181-04-000	EA	Retainer Kit - 19.5" Wheel Cover (Set/4) (Chevrolet)
	083181-04-700	EA	Retainer Kit - 19.5" Wheel Cover - Front (1) (Chevrolet)
	083181-04-701	EA	Retainer Kit - 19.5" Wheel Cover - Rear (1) (Chevrolet)
	083181-04-702	EA	Nut Cover - 19.5" Wheel
	083181-04-703	EA	Center Cap - Chrome
	098532-01-000	EA	Wheel Cover - 16" Ford (Set/4)
	098532-01-701	EA	Wheel Cover (1 Only)
	098532-01-700	EA	Lug Nut Cover (Chrome)

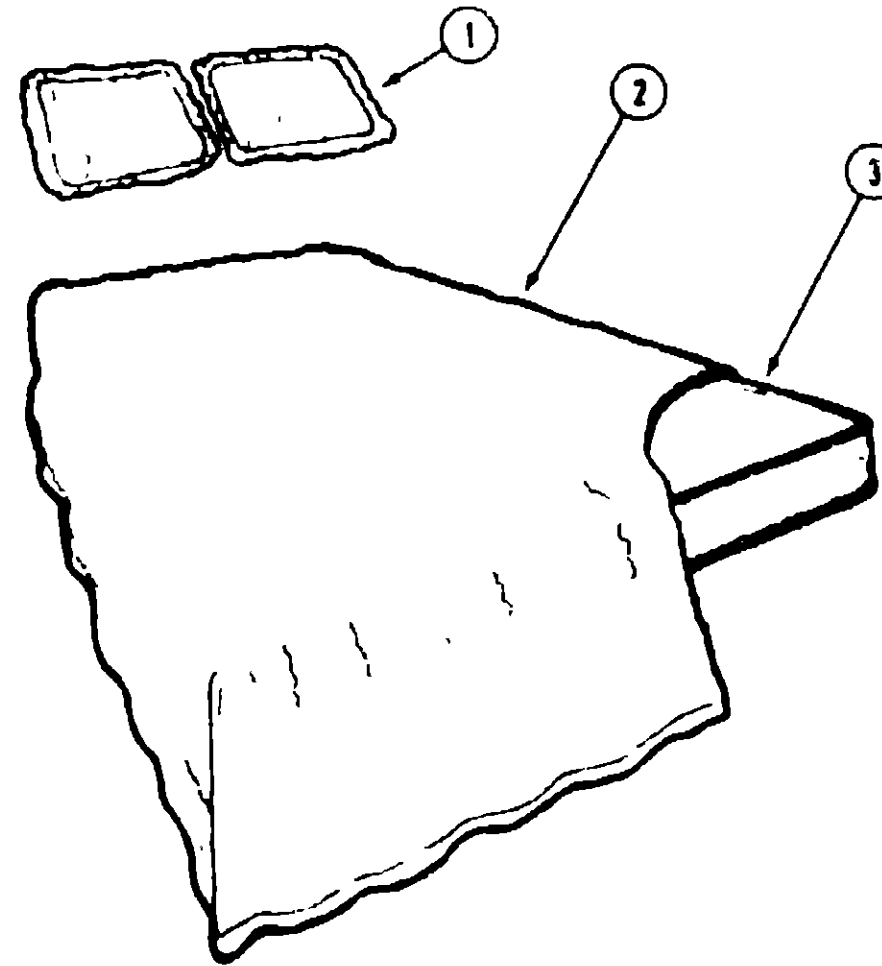
CHROME WHEEL LINERS (FORD & CHEVROLET CHASSIS) (OPTIONS 83L & 83K)

Key	Part Number	U/M	Description
	091209-01-000	EA	Wheel Liner - Chrome - 19.5" (Set/4) (Chevrolet)
	091209-01-700	EA	Wheel Liner - Chrome - 19.5" - Front
	091209-01-701	EA	Wheel Liner - Chrome - 19.5" - Rear
	091209-01-702	EA	Axle Cover - 10 Lug - 19.5" - Front
	091209-01-703	EA	Axle Cover - 10 Lug - 19.5" - Rear
	091209-10-704	EA	Cover - Lug Nut
	091209-06-000	EA	Wheel Liner - Chrome - 16" (Set/4) (Ford)
	091209-06-700	EA	Wheel Liner - Chrome - 16" - Front
	091209-06-701	EA	Wheel Liner - Chrome - 16" - Rear
	091209-06-702	EA	Axle Cover - 16" - Front
	091209-06-703	EA	Axle Cover - 16" - Rear
	091209-06-704	EA	Cover - Lug Nut
	077030-02-000	EA	Valve Stem Extension - 1.25"
	095012-01-000	EA	Valve Stem Extension - Dual Wheel

MISCELLANEOUS

Key	Part Number	U/M	Description
	098307-02-000	EA	Reservoir - Radiator Overflow (Ford Chassis)
	372359-01-000	EA	Bottle - Coolant Expansion (Chevrolet Chassis)
	099100-01-000	EA	Cap - Bottle - Overflow (Ford & Chevrolet Chassis)
	071656-01-000	EA	Radiator Cover - Rear
	063977-08-000	EA	Step Arm - Driver Door
	080208-02-000	EA	Bar - Lug Wrench
	080208-01-000	EA	Lug Wrench
	017516-01-000	EA	Mud Flap - Black
	091955-02-000	EA	Squeegee - Telescoping Handle
	091952-02-000	EA	Clip - 3/4" - Squeegee Retainer
	093527-01-000	EA	Bracket - Squeegee Clip

CURTAIN, CUSHION & PAD GROUP



QUEEN BED

Key	Part Number	U/M	Description
1	081987-05-AE6	EA	Pillow Sham - w/Ruffle (AE1, AE2)
1	081987-05-AE8	EA	Pillow Sham - w/Ruffle (AE3)
2	082371-01-AE1	EA	Bedspread Arm - Fitted - w/Ruffle - 80" x 75" (AE2)
2	082371-01-AE3	EA	Bedspread Arm - Fitted - w/Ruffle - 80" x 75"
3	088178-04-000	EA	Mattress - Innerspring - 58" x 74"
	088273-41-000	YD	Bedspread Fabric (AE1, AE2)
	088273-40-000	YD	Bedspread Fabric (AE3)

FRONT BUNK CUSHION

Key	Part Number	U/M	Description
	079145-06-000	EA	Cushion Arm - Front Bunk - 30" x 78"
	M79145-06-000	EA	Cover Arm - Front Bunk
	079970-01-000	YD	Mattress Tape 5/8"

1990 ITASCA TABLE OF CONTENTS

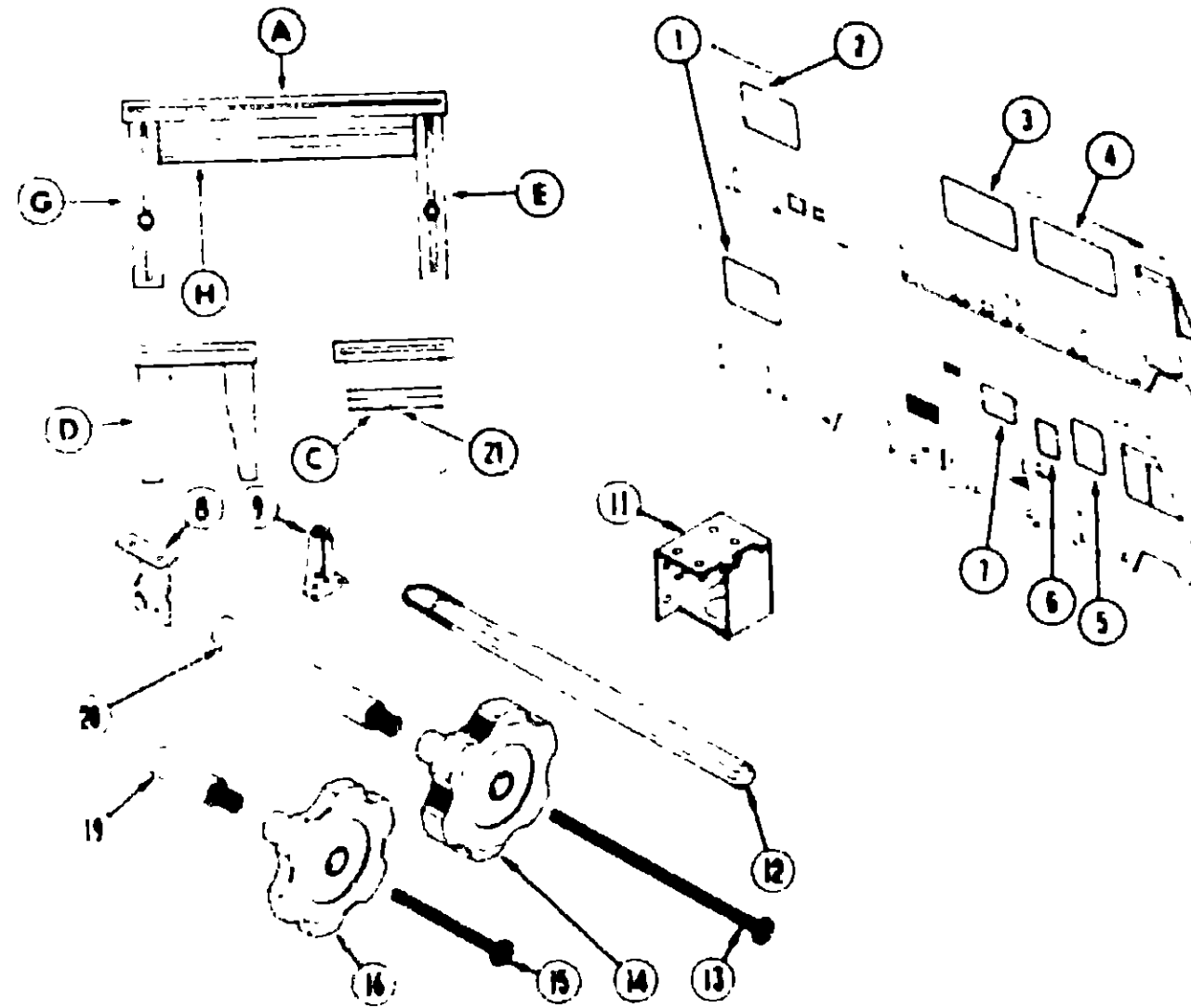
INTRODUCTION	A-01 - A-02
ABBREVIATIONS	A-03
ALPHABETICAL/GROUP REFERENCE	A-04 - A-06
IC/FM31RQ	A-07 - F-02
IC/FM34RA	F-03 - J-16

1990 IC/FM34RA INDEX

Floor Plan	F-03 - F-04
Accessories Group	F-05 - F-08
Bath Group	F-09 - F-11
Bedroom Group	F-12 - F-15
Chassis Group	F-16 - G-07
Curtain, Cushion & Pad Group	G-08 - G-17
Dinette Group	G-18 - G-20
Driver's Compartment Group	G-21 - H-01
Electrical Group	H-02 - H-06
Exterior Body Group	H-07 - H-15
Galley Group	H-16 - H-20
Heating & Air Conditioning Group	H-21 - H-22
Interior Finish Group	H-23 - H-24
Labels Group	I-01 - I-09
LP Group	I-10
Lounge Group	I-11 - I-14
Sealants & Fasteners Group	I-15 - I-16
Water & Sewage Group	I-17 - I-19
Window, Vent & Exterior Door Group	I-20 - J-16

CURTAIN, CUSHION & PAD GROUP (CONTINUED)

WINDOW TREATMENT



Key	Part Number	U/M	Description
1A	093453-34-AE6	EA	Valance - w/Fabric Trm - 46" (AE1)
1A	093453-24-AE7	EA	Valance - w/Fabric Trm - 46" (AE2)
1A	093453-35-AE8	EA	Valance - w/Fabric Trm - 46" (AE3)
1E	089058-51-AE1	EA	Leg - Right - w/Fabric Trm
1E	089058-13-AE2	EA	Leg - Right - w/Fabric Trm
1E	089058-57-AE3	EA	Leg - Right - w/Fabric Trm
1G	089058-52-AE1	EA	Leg - Left - w/Fabric Trm
1G	089058-14-AE2	EA	Leg - Left - w/Fabric Trm
1G	089058-58-AE8	EA	Leg - Left - w/Fabric Trm (AE3)
1C	084755-62-AE1	EA	Pull Shade - 40 25"
1C	084755-62-AE2	EA	Pull Shade - 40 25"
1C	084755-62-AE3	EA	Pull Shade - 40 25"
2A	093453-40-AE1	EA	Valance - w/Fabric Trm - 58 5"
2A	093453-43-AE2	EA	Valance - w/Fabric Trm - 58 5"
2A	093453-42-AE3	EA	Valance - w/Fabric Trm - 58 5"
2E	089058-49-AE7	EA	Leg - Right - w/Fabric Trm (AE1)
2E	089058-15-AE7	EA	Leg - Right - w/Fabric Trm (AE2)
2E	089058-55-AE8	EA	Leg - Right - w/Fabric Trm (AE3)
2G	089058-50-AE7	EA	Leg - Left - w/Fabric Trm (AE1)
2G	089058-16-AE7	EA	Leg - Left - w/Fabric Trm (AE2)
2G	089058-56-AE8	EA	Leg - Left - w/Fabric Trm (AE3)

Key	Part Number	U/M	Description
2C	084755-67-AE6	EA	Pull Shade - 52 25" (AE1)
2C	084755-67-AE7	EA	Pull Shade - 52 25" (AE2)
2C	084755-67-AE8	EA	Pull Shade - 52 25" (AE3)
3A	088916-08-AE1	EA	Valance - w/Wood Trm - 46 5"
3A	088916-09-AE2	EA	Valance - w/Wood Trm - 46 5"
3A	088916-10-AE3	EA	Valance - w/Wood Trm - 46 5"
3E	088058-38-AE1	EA	Leg - Right - w/Wood Trm
3E	088058-38-AE2	EA	Leg - Right - w/Wood Trm
3E	088058-27-AE3	EA	Leg - Right - w/Wood Trm
3G	088058-40-AE1	EA	Leg - Left - w/Wood Trm
3G	088058-40-AE2	EA	Leg - Left - w/Wood Trm
3G	088058-28-AE3	EA	Leg - Left - w/Wood Trm
3H	083475-30-05A	EA	Blind - Mini - 37 5" x 33" Drop (AE1, AE2)
3H	083475-30-08A	EA	Blind - Mini - 37 5" x 33" Drop (AE3)
4A	088916-02-AE1	EA	Valance - w/Wood Trm - 85 5"
4A	088916-02-AE2	EA	Valance - w/Wood Trm - 85 5"
4A	088916-05-AE3	EA	Valance - w/Wood Trm - 85 5"
4E	088058-38-AE1	EA	Leg - Right - w/Wood Trm
4E	088058-38-AE2	EA	Leg - Right - w/Wood Trm
4E	088058-27-AE3	EA	Leg - Right - w/Wood Trm
4G	088058-40-AE1	EA	Leg - Left - w/Wood Trm
4G	088058-40-AE2	EA	Leg - Left - w/Wood Trm
4G	088058-28-AE3	EA	Leg - Left - w/Wood Trm
4H	083475-11-01A	EA	Blind - Mini - 57 5" x 33" Drop (AE1, AE2)
4H	083475-11-07A	EA	Blind - Mini - 57 5" x 33" Drop (AE3)
5A	088916-12-AE1	EA	Valance - w/Wood Trm - 28"
5A	088916-12-AE2	EA	Valance - w/Wood Trm - 28"
5A	088916-13-AE3	EA	Valance - w/Wood Trm - 28"
5E	088058-38-AE1	EA	Leg - Right - w/Wood Trm
5E	088058-38-AE2	EA	Leg - Right - w/Wood Trm
5E	088058-27-AE3	EA	Leg - Right - w/Wood Trm
5G	088058-38-AE6	EA	Leg - Left - w/Wood Trm (AE1)
5G	088058-38-AE7	EA	Leg - Left - w/Wood Trm (AE2)
5G	088058-24-AE8	EA	Leg - Left - w/Wood Trm (AE3)
5H	083475-12-01A	EA	Blind - Mini - 21" x 33" Drop (AE1, AE2)
5H	083475-12-07A	EA	Blind - Mini - 21" x 33" Drop (AE3)
6A	088916-03-AE1	EA	Valance - w/Wood Trm - 28"
6A	088916-03-AE2	EA	Valance - w/Wood Trm - 28"
6A	088916-06-AE3	EA	Valance - w/Wood Trm - 28"
6B	087253-01-000	EA	Clear Shade Pull - Plastic
6C	084755-74-AE1	EA	Shade Arm - 24 25"
6C	084755-86-AE2	EA	Shade Arm - 24 25"
6C	084755-86-AE3	EA	Shade Arm - 24 25"
6	048384-02-000	YD	Velcro - Hook Tape
6	088782-02-000	YD	Velcro - Loop Tape
7H	083475-02-01A	EA	Blind - Mini - 27" x 22 5" Drop (AE1, AE2)
7H	083475-02-07A	EA	Blind - Mini - 27" x 22 5" Drop (AE3)
	088008-37-000	YD	Valance & Leg Fabric (AE1) (Windows 4,5,6,7)
	088008-23-000	YD	Valance & Leg Fabric (AE2) (Windows 4,5,6,7)
	072333-72-000	YD	Valance & Leg Fabric (AE3) (Windows 1,2,3,4,5,6,7)
	072333-71-000	YD	Valance & Leg Fabric (AE1, AE2) (Windows 1,2)
8	084434-01-000	EA	Roller Shade Bracket
9	085581-02-000	EA	Hold Down Bracket - Blind
11	083170-01-000	EA	Blind Mounting Bracket - Right Side (Shown) Clear Plastic
	083170-02-000	EA	Blind Mounting Bracket - Left Side - Clear Plastic
12	083475-01-700	EA	Wand w/Metal Clip - 8"
13	088371-01-000	EA	Screw - Window Knob (Zinc)
14	087052-02-000	EA	Window Knob (Beige)
15	008438-07-000	EA	Screw - Window Knob (Black)
16	008438-05-000	EA	Window Knob - Black
19	008438-03-000	EA	Extension - Window Knob (Black)
20	080025-01-000	EA	Extension - Window Knob (Black)
21	087253-01-000	EA	Shade Pull - Clear Plastic

1990 ITASCA TABLE OF CONTENTS

INTRODUCTION	A-01 - A-02
ABBREVIATIONS	A-03
ALPHABETICAL/GROUP REFERENCE	A-04 - A-06
IC/FM31RQ	A-07 - F-02
IC/FM34RA	F-03 - J-16

1990 IC/FM34RA INDEX

Floor Plan	F-03 - F-04
Accessories Group	F-05 - F-08
Bath Group	F-09 - F-11
Bedroom Group	F-12 - F-15
Chassis Group	F-16 - G-07
Curtain, Cushion & Pad Group	G-08 - G-17
Dinette Group	G-18 - G-20
Driver's Compartment Group	G-21 - H-01
Electrical Group	H-02 - H-06
Exterior Body Group	H-07 - H-15
Galley Group	H-16 - H-20
Heating & Air Conditioning Group	H-21 - H-22
Interior Finish Group	H-23 - H-24
Labels Group	I-01 - I-09
LP Group	I-10
Lounge Group	I-11 - I-14
Sealants & Fasteners Group	I-15 - I-16
Water & Sewage Group	I-17 - I-19
Window, Vent & Exterior Door Group	I-20 - J-16

CURTAIN, CUSHION & PAD GROUP (CONTINUED)

BUCKET SEAT ASM.

Key	Part Number	U/M	Description
1	063456-05-AE6	EA	Seat Asm - w/Arm & Headrest - w/o Skirt (Driver or Passenger) (AE1)
1	063456-05-AE7	EA	Seat Asm - w/Arm & Headrest - w/o Skirt (Driver or Passenger) (AE2)
1	063456-05-AE8	EA	Seat Asm - w/Arm & Headrest - w/o Skirt (Driver or Passenger) (AE3)
2	M03456-19-AE6	EA	Cover Asm - Seat Back (AE1)
2	M03456-19-AE7	EA	Cover Asm - Seat Back (AE2)
2	M03445-19-AE8	EA	Cover Asm - Seat Back (AE3)
3	080243-32-AA1	EA	Armrest Asm - Right Hand (AE1, AE3)
3	080243-32-AD1	EA	Armrest Asm - Right Hand (AE2)
3	M08243-32-AA1	EA	Armrest Cover - Right Hand (AE1, AE3)
3	M08243-32-AAD	EA	Armrest Cover - Right Hand (AE2)
4	080243-33-AA1	EA	Armrest Asm - Left Hand (AE1, AE3)
4	080243-33-AD1	EA	Armrest Asm - Left Hand (AE2)
4	M08243-33-AA1	EA	Armrest Asm - Cover - Left Hand (AE1, AE3)
4	M08243-33-AD1	EA	Armrest Asm - Cover - Left Hand (AE2)
5	M03445-18-AE6	EA	Cover Asm - Seat Bottom (AE1)
5	M03445-18-AE7	EA	Cover Asm - Seat Bottom (AE2)
5	M03445-18-AE8	EA	Cover Asm - Seat Bottom (AE3)
6	081268-01-000	EA	Armrest Frame Asm - Right Hand
11	000730-05-000	EA	Shield - Recliner Lever
12	080730-03-000	EA	Recliner Lever
13	081268-02-000	EA	Armrest Frame Asm - Left Hand
14	M080808-01-000	EA	Seat Frame Asm.
15	081880-01-01A	EA	Seat Belt
16	089585-29-000	EA	Seat Belt Bar
17	089246-02-000	EA	Seat Slide w/o Lock
18	083481-04-000	EA	Top Plate
19	089246-01-000	EA	Seat Slide w/Lock
20	089585-08-000	EA	Seat Base
21	071126-24-AA1	EA	Skirt Asm (AE1, AE3)
21	071126-24-AD1	EA	Skirt Asm (AE2)
22	085268-02-AE6	EA	Headrest Asm. (AE1)
22	085268-02-AE7	EA	Headrest Asm (AE2)
22	085268-02-AE8	EA	Headrest Asm (AE3)
22	M05268-02-AE6	EA	Cover Asm - Headrest (AE1)
22	M05268-02-AE7	EA	Cover Asm - Headrest (AE2)
22	M05268-02-AE8	EA	Cover Asm - Headrest (AE3)
23	091313-01-000	EA	Headrest - Bushings
24	083183-01-000	EA	Pushnut - 7/16"

POWER SEAT OPTION (63%)

Key	Part Number	U/M	Description
21	071126-26-AE6	EA	Skirt Asm - Power Seat (AE1, AE3)
21	071126-26-AE7	EA	Skirt Asm. - Power Seat (AE2)
25	081373-01-000	EA	Power Control - 6 Way
26	089585-39-000	EA	Top Plate (6 Way Power Seat)
27	089585-37-000	EA	Seat Base (6 Way Power Seat)
	081591-04-000	EA	Wire Asm (6 Way Power Seat)

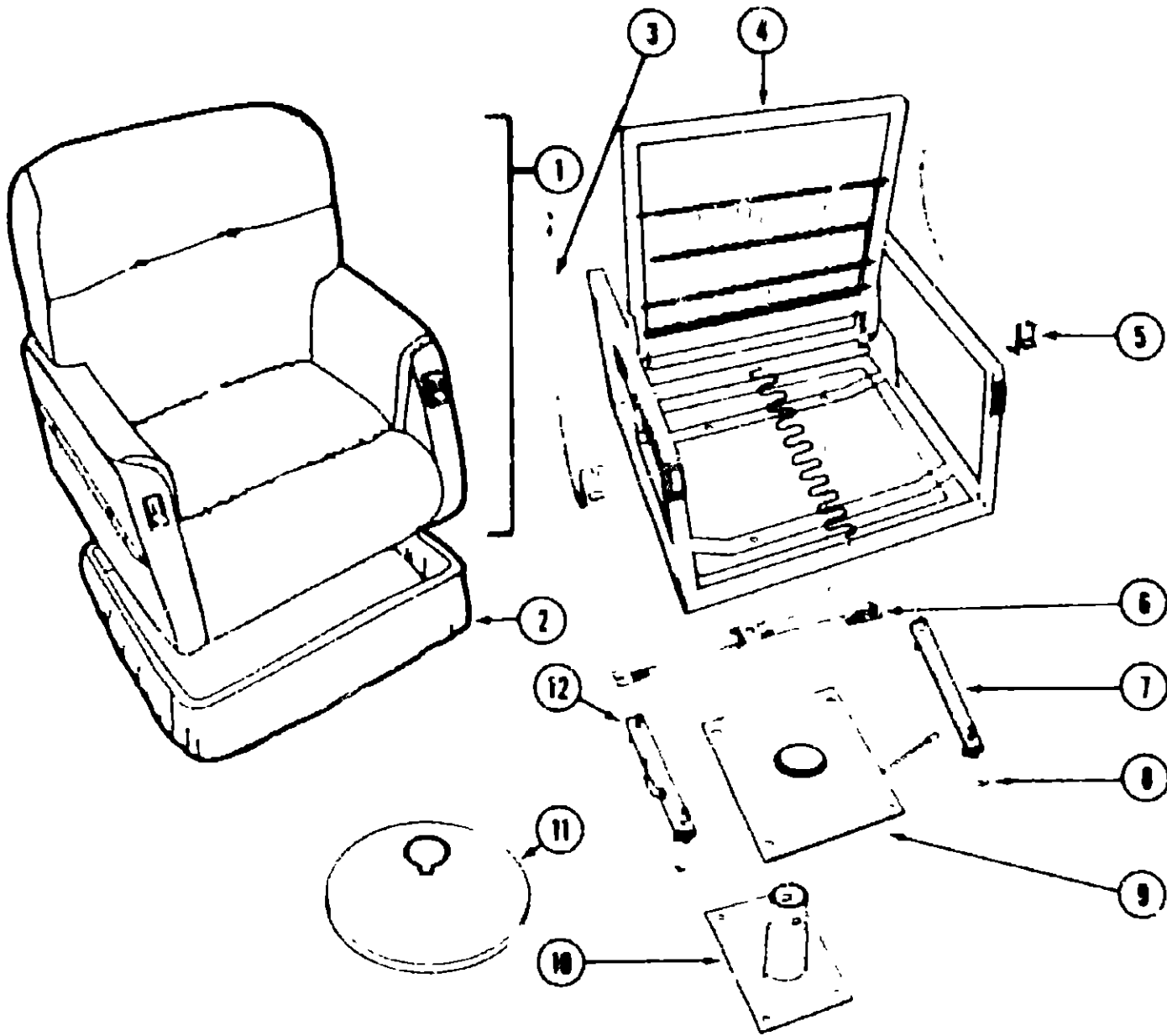
1990 ITASCA TABLE OF CONTENTS

INTRODUCTION	A-01	A-02
ABBREVIATIONS		A-03
ALPHABETICAL/GROUP REFERENCE	A-04	A-06
IC/FM31RQ	A-07	F-02
IC/FM34RA	F-03	J-16

1990 IC/FM34RA INDEX

Floor Plan	F-03	F-04
Accessories Group	F-05	F-08
Bath Group	F-09	F-11
Bedroom Group	F-12	F-15
Chassis Group	F-16	G-07
Curtain, Cushion & Pad Group	G-08	G-17
Dinette Group	G-18	G-20
Driver's Compartment Group	G-21	H-01
Electrical Group	H-02	H-06
Exterior Body Group	H-07	H-15
Galley Group	H-16	H-20
Heating & Air Conditioning Group	H-21	H-22
Interior Finish Group	H-23	H-24
Labels Group	I-01	I-09
LP Group		I-10
Lounge Group	I-11	I-14
Sealants & Fasteners Group	I-15	I-16
Water & Sewage Group	I-17	I-19
Windows, Vent & Exterior Door Group	I-20	J-16

CURTAIN, CUSHION & PAD GROUP (CONTINUED)



Key	Part Number	U/M	Description
1	085058-02-AE6	EA	Chair Arm (AE1)
1	085058-02-AE7	EA	Chair Arm (AE2)
1	085058-02-AE8	EA	Chair Arm (AE3)
1	M88058-02-AE6	EA	Cover Arm (AE1)
1	M88058-02-AE7	EA	Cover Arm (AE2)
1	M88058-02-AE8	EA	Cover Arm (AE3)
2	085187-02-AE6	EA	Skirt Arm (AE1)
2	085187-02-AE7	EA	Skirt Arm (AE2)
2	085187-02-AE8	EA	Skirt Arm (AE3)
2	M88187-02-AE6	EA	Cover Arm - Skirt (AE1)
2	M88187-02-AE7	EA	Cover Arm - Skirt (AE2)
2	M88187-02-AE8	EA	Cover Arm - Skirt (AE3)
4	080354-01-000	EA	Frame
6	007021-01-000	EA	Seat Belt Arm
7	088246-02-000	EA	Seat Slide Arm - w/o Lock
8	007221-01-000	EA	Washer - Coned
9	083481-03-000	EA	Seat Top Plate
10	083481-02-000	EA	Seat Base
11	083482-01-000	EA	Seat Base Cover
12	088246-01-000	EA	Seat Slide Arm - w/Lock
	055887-06-000	LB	Film - Cushion - 28" x 18" Bags
	088008-18-000	YD	Chair Fabric (AE1)
	088008-19-000	YD	Chair Fabric (AE2)
	088008-20-000	YD	Chair Fabric (AE3)

SWIVEL CHAIR (RECLINER)

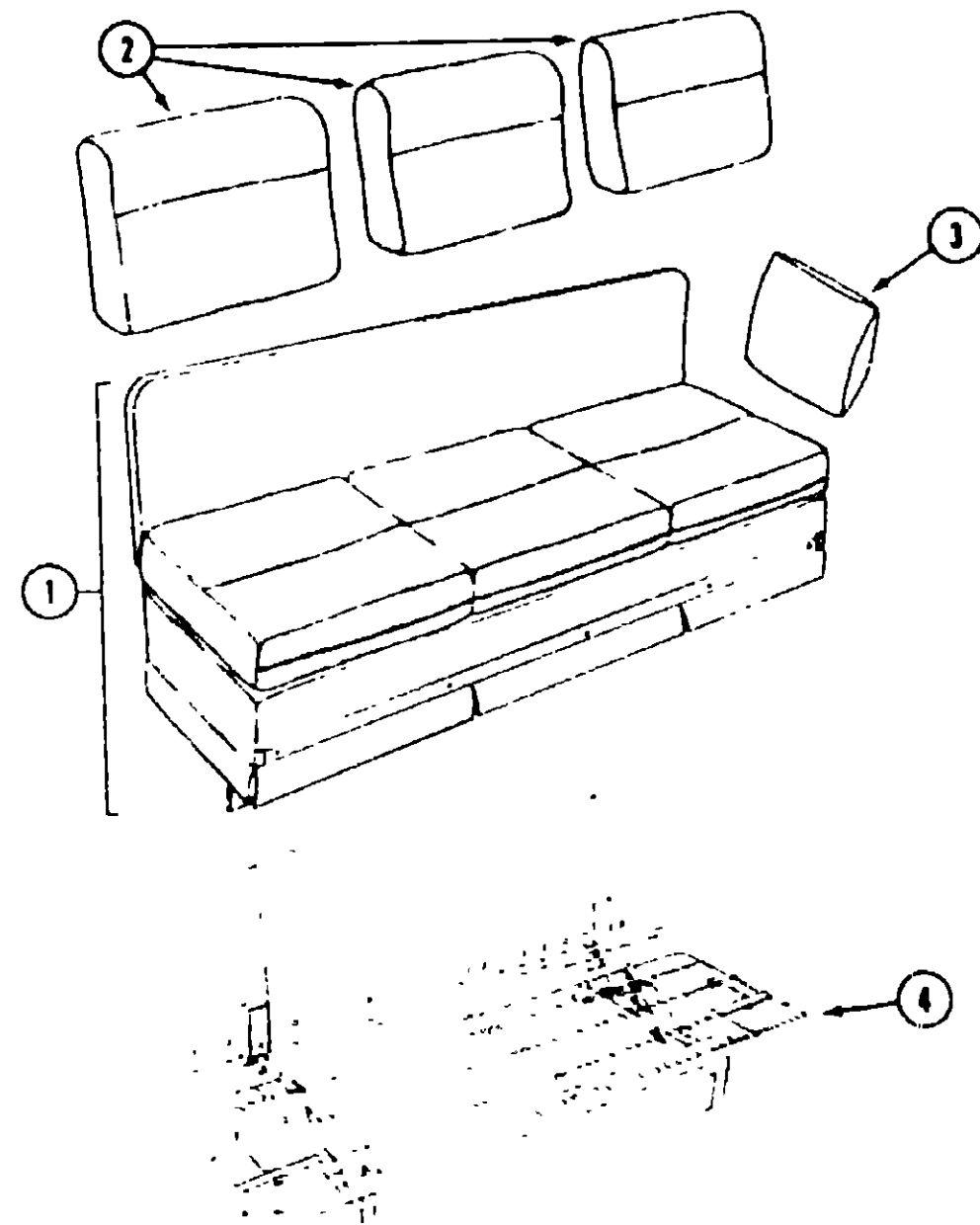
Key	Part Number	U/M	Description
1	088516-07-AE6	EA	Chair Arm (AE1)
1	088516-07-AE7	EA	Chair Arm (AE2)
1	088516-07-AE8	EA	Chair Arm (AE3)
1	M88516-07-AE6	EA	Cover Arm (AE1)
1	M88516-07-AE7	EA	Cover Arm (AE2)
1	M88516-07-AE8	EA	Cover Arm (AE3)
2	088032-01-AE6	EA	Skirt Arm (AE1)
2	088032-01-AE7	EA	Skirt Arm (AE2)
2	088032-01-AE8	EA	Skirt Arm (AE3)
2	M88032-01-AE6	EA	Cover Arm - Skirt (AE1)
2	M88032-01-AE7	EA	Cover Arm - Skirt (AE2)
2	M88032-01-AE8	EA	Cover Arm - Skirt (AE3)
3	088388-02-000	EA	Cable - Remote Recliner
4	088388-01-000	EA	Frame
5	088388-03-000	EA	Cable - Remote Slide
6	007021-01-000	EA	Seat Belt Arm
7	088246-02-000	EA	Seat Slide Arm - w/o Lock
8	007221-01-000	EA	Washer - Coned
9	083481-03-000	EA	Seat Top Plate
10	083481-02-000	EA	Seat Base
11	083482-01-000	EA	Seat Base Cover
12	088246-05-000	EA	Seat Slide Arm - w/Lock
	055887-06-000	LB	Film - Cushion - 28" x 18" Bags
	088008-18-000	YD	Chair Fabric (AE1)
	088008-19-000	YD	Chair Fabric (AE2)
	088008-20-000	YD	Chair Fabric (AE3)

1990 ITASCA
TABLE OF CONTENTS

INTRODUCTION	A-01 - A-02
ABBREVIATIONS	A-03
ALPHABETICAL/GROUP REFERENCE	A-04 - A-08
IC/FM31RQ	A-07 - F-02
IC/FM34RA	F-03 - J-16

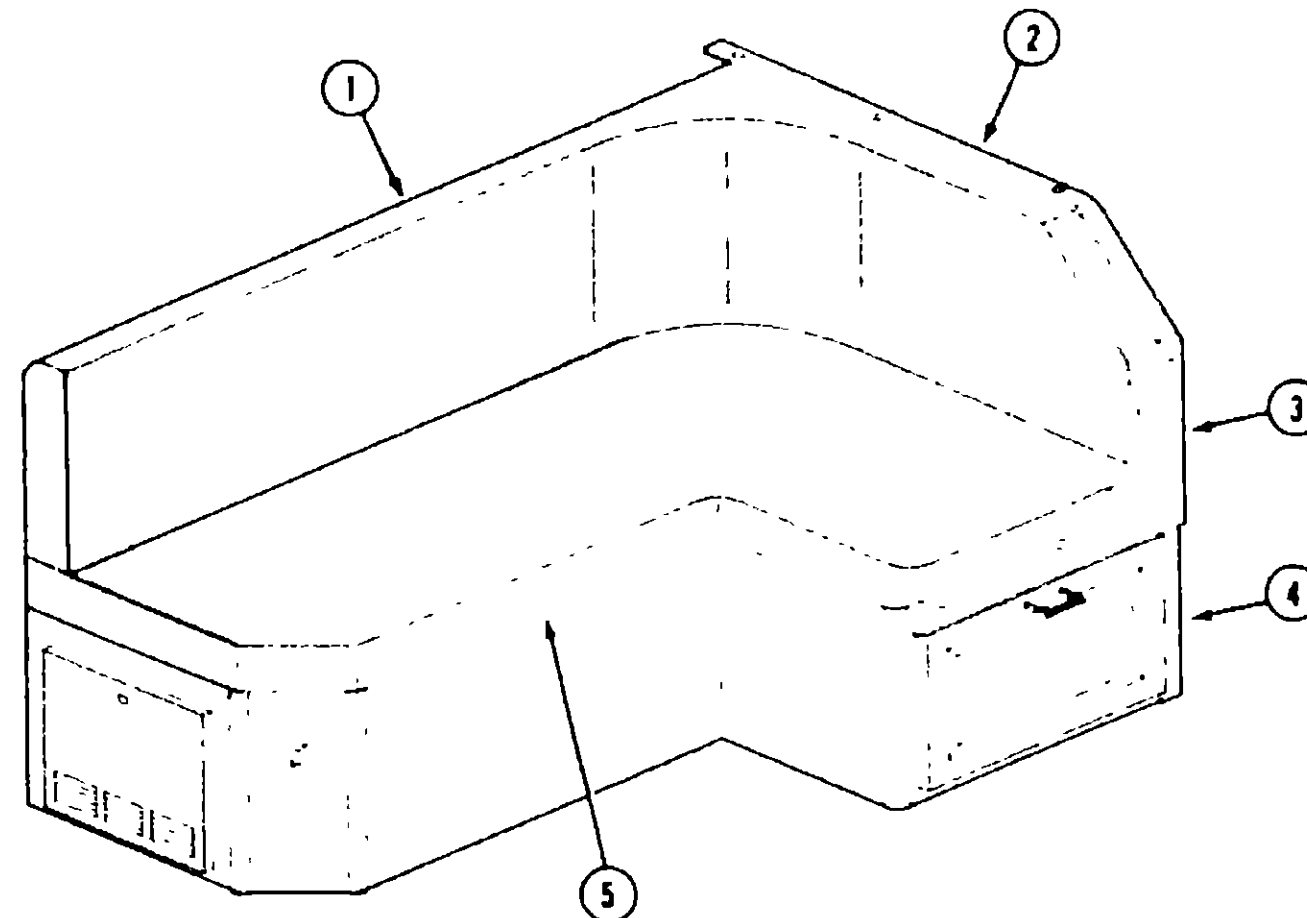
1990 IC/FM34RA INDEX

Floor Plan	F-03 - F-04
Accessories Group	F-05 - F-08
Bath Group	F-09 - F-11
Bedroom Group	F-12 - F-15
Chassis Group	F-16 - G-07
Curtain, Cushion & Pad Group	G-08 - G-17
Dinette Group	G-18 - G-20
Driver's Compartment Group	G-21 - H-01
Electrical Group	H-02 - H-06
Exterior Body Group	H-07 - H-15
Galley Group	H-16 - H-20
Heating & Air Conditioning Group	H-21 - H-22
Interior Finish Group	H-23 - H-24
Labels Group	I-01 - I-09
LP Group	I-10
Lounge Group	I-11 - I-14
Sealants & Fasteners Group	I-15 - I-16
Water & Sewage Group	I-17 - I-19
Window, Vent & Exterior Door Group	I-20 - J-16



SOFA BED

Key	Part Number	U/M	Description
1	089007-04-AE6	EA	Sofa Bed (AE1)
1	089007-04-AE7	EA	Sofa Bed (AE2)
1	093460-01-AE6	EA	Sofa Bed (AE3)
1	M89007-04-AE1	EA	Cover - Sofa Bed
1	M89007-04-AE2	EA	Cover - Sofa Bed
1	M93460-01-AE8	EA	Cover - Sofa Bed (AE3)
2	085357-01-AE6	EA	Cushion Arm - Back Pillow (AE1)
2	085357-01-AE7	EA	Cushion Arm - Back Pillow (AE2)
2	085357-02-AE8	EA	Cushion Arm - Back Pillow (AE3)
2	M85357-01-AE6	EA	Cover Arm - Back Pillow (AE1)
2	M85357-01-AE7	EA	Cover Arm - Back Pillow (AE2)
2	M85357-02-AE8	EA	Cover Arm - Back Pillow (AE3)
3	085080-04-AE1	EA	Cushion Arm - Throw Pillow
3	085080-04-AE2	EA	Cushion Arm - Throw Pillow
3	085080-10-AE8	EA	Cushion Arm - Throw Pillow (AE3)
4	079386-01-000	EA	Frame Arm - Bed - Continental
	079386-02-000	EA	Mounting Hardware - Pullout Bed - Kit
	085587-01-000	EA	Tack Strip - 1/2" x 825' Roll
	007021-01-000	EA	Seat Belt Arm.
	088008-18-000	YD	Sofa Fabric (AE1)
	088008-19-000	YD	Sofa Fabric (AE2)
	088008-20-000	YD	Sofa Fabric (AE3)



DINETTE

Key	Part Number	U/M	Description
1	088842-03-AE1	EA	Cushion Arm - Bolster Back
1	088842-03-AE2	EA	Cushion Arm - Bolster Back
1	088842-01-AE3	EA	Cushion Arm - Bolster Back
1	M88842-03-AE1	EA	Cover Arm - Bolster Back
1	M88842-03-AE2	EA	Cover Arm - Bolster Back
1	M88842-01-AE3	EA	Cover Arm - Bolster Back
2	088453-01-AE1	EA	Pad Arm - Dinette Trim
2	088453-01-AE2	EA	Pad Arm - Dinette Trim
2	088453-01-AE3	EA	Pad Arm - Dinette Trim
3	088441-01-AE1	EA	Arm Pad - Left Side
3	088441-01-AE2	EA	Arm Pad - Left Side
3	088441-01-AE3	EA	Arm Pad - Left Side
4	088433-01-AC3	EA	Pad Arm - Dinette Trim (AE1)
4	088433-01-AF2	EA	Pad Arm - Dinette Trim (AE2)
4	088433-01-AC2	EA	Pad Arm - Dinette Trim (AE3)
5	088842-04-AE1	EA	Cushion Arm - Seat
5	088842-02-AE3	EA	Cushion Arm - Seat
5	M88842-04-AE1	EA	Cover Arm - Seat
5	M88842-04-AE2	EA	Cover Arm - Seat
5	M88842-02-AE3	EA	Cover Arm - Seat
	070578-01-AC2	EA	Button - Screw Stud - #30 (AE1, AE3)
	070578-01-AE5	EA	Button - Screw Stud - #30 (AE2)
	088008-37-000	YD	Dinette Main Fabric (AE1)
	088008-23-000	YD	Dinette Main Fabric (AE2)
	088008-20-000	YD	Dinette Main Fabric (AE3)
	088008-28-000	YD	Dinette Fabric - Plain Accent (AE1, AE3)
	088008-30-000	YD	Dinette Fabric - Plain Accent (AE2)

1990 ITASCA
TABLE OF CONTENTS

INTRODUCTION	A-01 - A-02
ABBREVIATIONS	A-03
ALPHABETICAL/GROUP REFERENCE	A-04 - A-06
IC/FM31RQ	A-07 - F-02
IC/FM34RA	F-03 - J-16

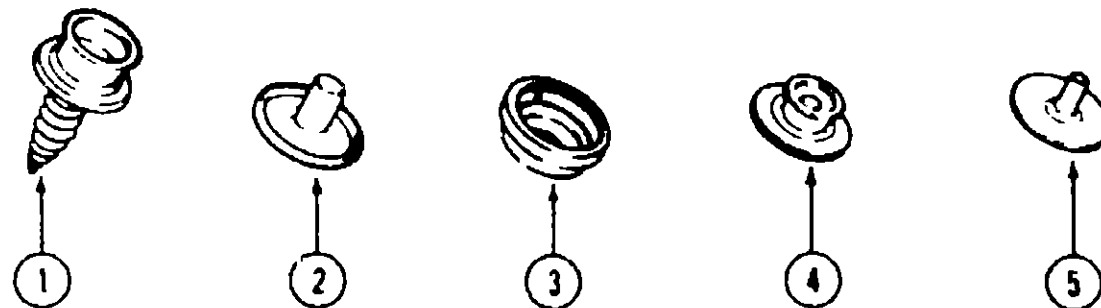
1990 IC/FM34RA INDEX

Floor Plan	F-03 - F-04
Accessories Group	F-05 - F-08
Bath Group	F-09 - F-11
Bedroom Group	F-12 - F-15
Chassis Group	F-16 - G-07
Curtain, Cushion & Pad Group	G-08 - G-17
Dinette Group	G-18 - G-20
Driver's Compartment Group	G-21 - H-01
Electrical Group	H-02 - H-06
Exterior Body Group	H-07 - H-15
Gallery Group	H-16 - H-20
Heating & Air Conditioning Group	H-21 - H-22
Interior Finish Group	H-23 - H-24
Labels Group	I-01 - I-09
LP Group	I-10
Lounge Group	I-11 - I-14
Sealants & Fasteners Group	I-15 - I-16
Water & Sewage Group	I-17 - I-19
Window, Vent & Exterior Door Group	I-20 - J-16

CURTAIN, CUSHION & PAD GROUP (CONTINUED)

FRONT CURTAINS & ACCESSORIES

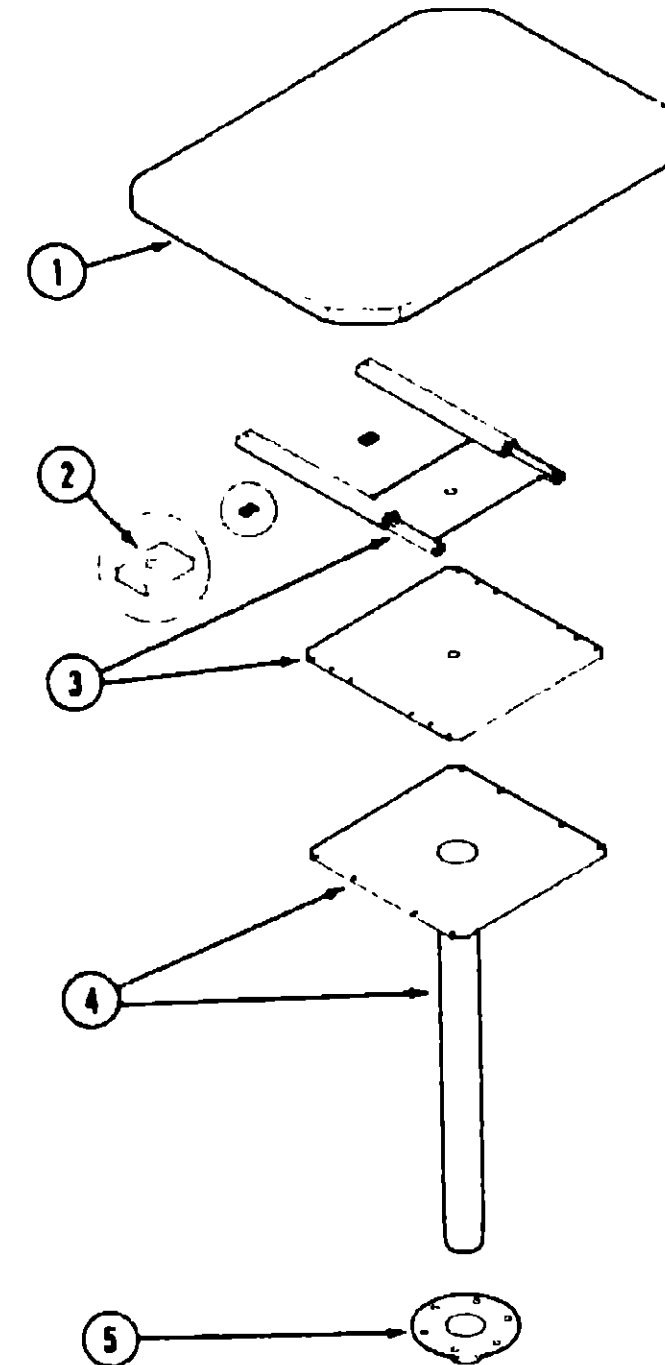
Key	Part Number	U/M	Description
	073260-40-AE1	EA	Tieback - 10" x 18" - Left or Right Side
	073260-40-AE2	EA	Tieback - 10" x 18" - Left or Right Side
	073260-40-AE3	EA	Tieback - 10" x 18" - Left or Right Side
	097994-01-AF1	EA	Curtain - Front Wraparound - Driver or Passenger Side (AE1)
	097994-01-AF2	EA	Curtain - Front Wraparound - Driver or Passenger Side (AE2)
	097994-01-AB3	EA	Curtain - Front Wraparound - Driver or Passenger Side (AE3)
	099223-02-AB1	EA	Front Wraparound Track - Driver Side
	091904-01-0G3	FT	Track - Blackout Curtain
	093452-02-AD3	EA	Curtain Arm - Blackout - Driver Side (AE1)
	093452-02-AA4	EA	Curtain Arm - Blackout - Driver Side (AE2)
	093452-02-AD4	EA	Curtain Arm - Blackout - Driver Side (AE3)
	093452-01-AD3	EA	Curtain Arm - Blackout - Passenger Side (AE1)
	093452-01-AA4	EA	Curtain Arm - Blackout - Passenger Side (AE2)
	093452-01-AD4	EA	Curtain Arm - Blackout - Passenger Side (AE3)
	099223-01-AB1	EA	Front Wraparound Track - Passenger Side
	097625-01-000	EA	Curtain Hooks (Blackout Curtain)
	088792-01-000	EA	Velcro - 5/8" Hook - Non Adhesive (Blackout Curtain)
	088792-02-000	EA	Velcro - 3/4" Loop - Adhesive (Blackout Curtain)
	072333-70-000	YD	Curtain Fabric (AE1)
	072333-71-000	YD	Curtain Fabric (AE2)
	072333-72-000	YD	Curtain Fabric (AE3)



MISCELLANEOUS

Key	Part Number	U/M	Description
1	029130-01-000	EA	Socket - Snap Fastener - 7 x 5/8"
2	029155-01-000	EA	Cap - Snap
3	029156-01-000	EA	Socket - Snap Fastener
4	029092-01-000	EA	Stud - Nickel Finish
5	029093-01-000	EA	Eyelet - Nickel Finish
	075943-01-000	EA	Valance Brace - Beige
	053552-02-W04	EA	Assist Strap - Interior
	078245-01-000	EA	Boot - Steering Column
	029094-04-000	YD	Velcro Tape - Loop - 1" - Black
	029096-03-000	YD	Velcro Tape - Hook - 1" - Black

DINETTE GROUP



DINETTE TABLE

Key	Part Number	U/M	Description
1	M04033-27-AB3	EA	Table Top Arm. (AE1, AE2)
1	M04033-27-AB1	EA	Table Top Arm. (AE3)
2	098885-01-000	EA	Stop Blocks
3	098822-01-000	EA	Slide Track Arm
4	087049-01-01A	EA	Table Leg
5	041194-01-000	EA	Flush Mount Base

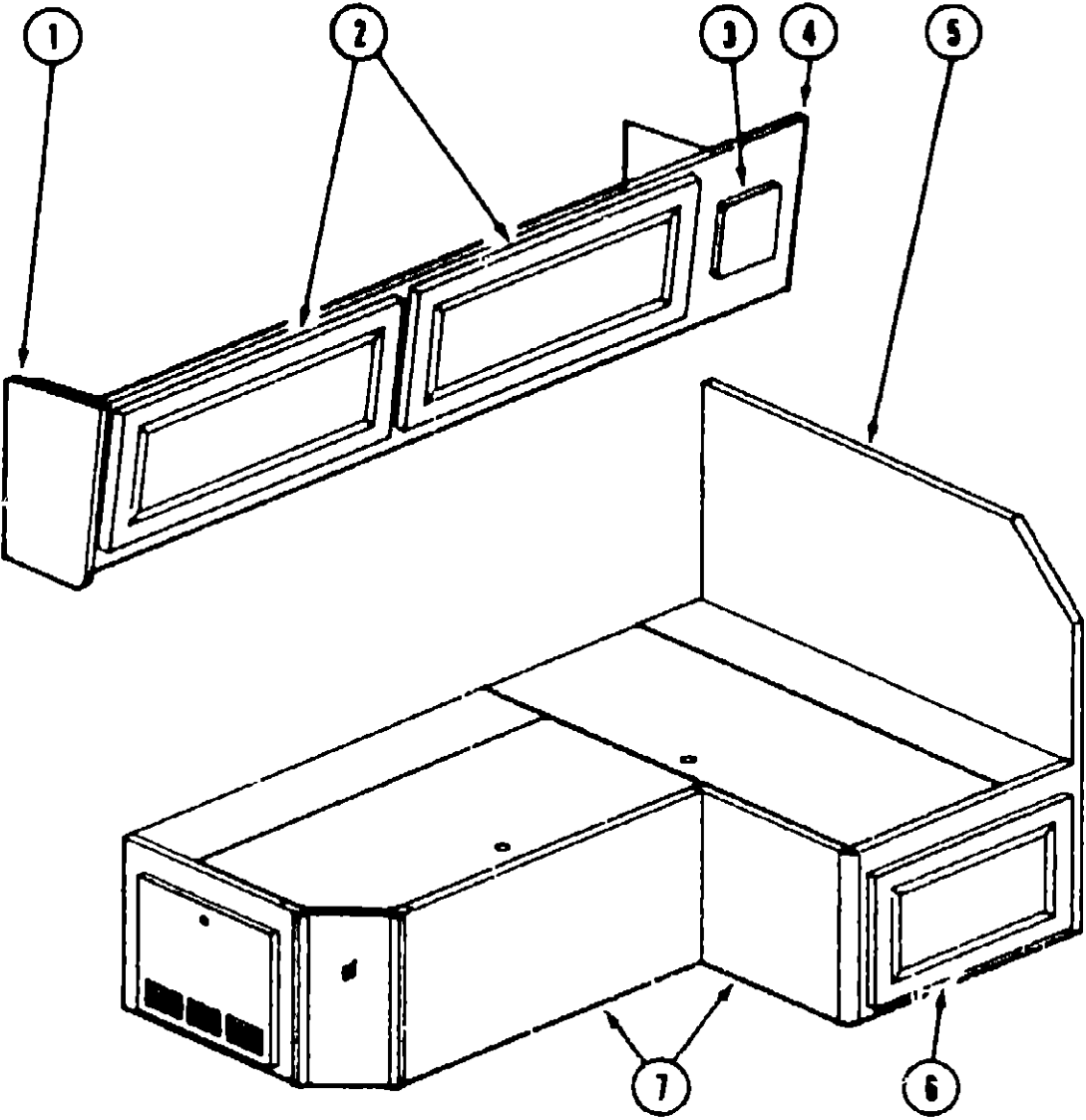
1990 ITASCA TABLE OF CONTENTS

INTRODUCTION	A-01 - A-02
ABBREVIATIONS	A-03
ALPHABETICAL/GROUP REFERENCE	A-04 - A-06
IC/FM31RQ	A-07 - F-02
IC/FM34RA	F-03 - J-16

1990 IC/FM34RA INDEX

Floor Plan	F-03 - F-04
Accessories Group	F-05 - F-06
Bath Group	F-09 - F-11
Bedroom Group	F-12 - F-15
Chassis Group	F-16 - G-07
Curtain, Cushion & Pad Group	G-08 - G-17
Dinette Group	G-18 - G-20
Driver's Compartment Group	G-21 - H-01
Electrical Group	H-02 - H-06
Exterior Body Group	H-07 - H-15
Galley Group	H-16 - H-20
Heating & Air Conditioning Group	H-21 - H-22
Interior Finish Group	H-23 - H-24
Labels Group	I-01 - I-09
LP Group	I-10
Lounge Group	I-11 - I-14
Sealants & Fasteners Group	I-15 - I-16
Water & Sewage Group	I-17 - I-19
Window, Vent & Exterior Door Group	I-20 - J-16

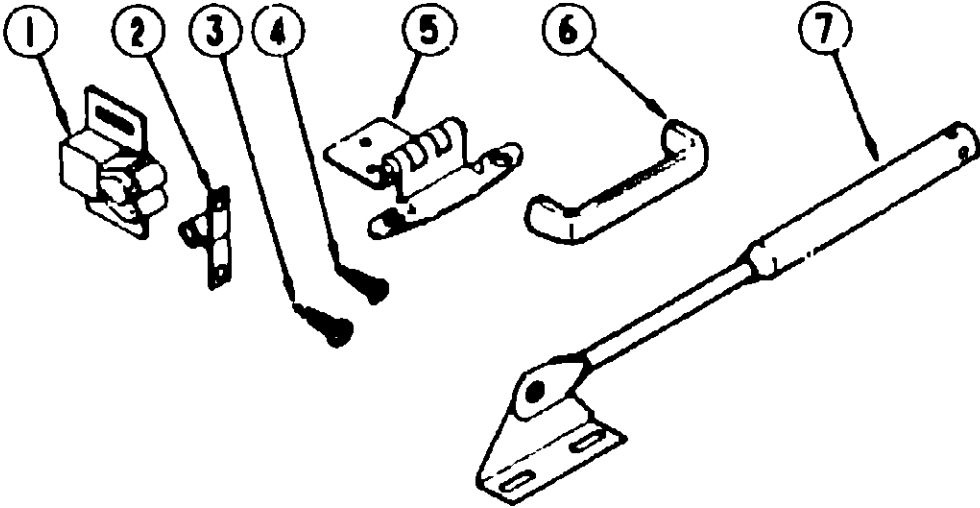
DINETTE GROUP (CONTINUED)



DINETTE & OVERHEAD CABINERY

Key	Part Number	U/M	Description
1	097048-04-AB1	EA	End Cap Asm
2	M88304-16-X23	EA	Door Asm - w/o Hardware
3	089340-01-000	EA	Speaker Grille
4	M96996-01-AE1	EA	Overhead Cabinet Asm - w/o Doors or Hardware
5	M04045-01-AB1	EA	Seat Back Asm
6	M88304-21-X08	EA	Door Asm - w/o Hardware
7	M04044-01-AB1	EA	Seat Base Cabinet

DINETTE GROUP (CONTINUED)



CABINET HARDWARE (DOORS & CABINETS)

Key	Part Number	U/M	Description
1	083586-03-000	EA	Roller Catch
2	083586-04-000	EA	Steel Strike
3	000G88-06-10G	EA	Screw - #8 - 16 x .625" POH - Antique Brass - Hinge to Cabinet
4	000G13-06-10G	EA	Screw - #6 - 20 x .625" PFH - Antique Brass - Hinge to Door
5	059777-02-000	EA	Hinge - Burnished Brass
6	088264-01-000	EA	Pull Handle
7	074463-02-000	EA	Door Support
	081521-02-007	EA	Corner Molding - Aluminum (Plastic Trim Holder)
	018804-03-000	EA	Angle Support Bracket - 2 5"

1990 ITASCA
TABLE OF CONTENTS

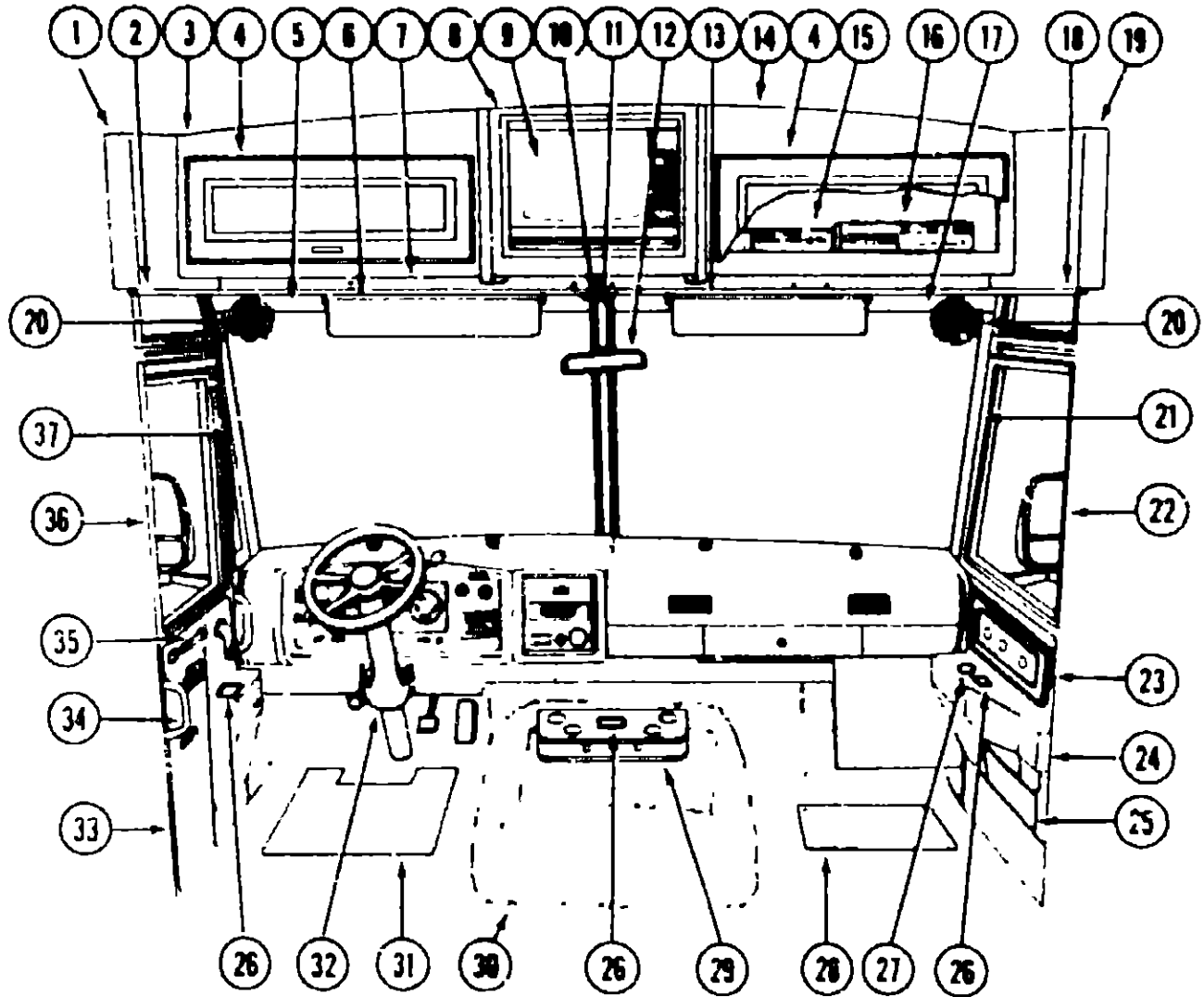
INTRODUCTION	A-01	A-02
ABBREVIATIONS		A-03
ALPHABETICAL/GROUP REFERENCE	A-04	A-06
IC/FM31RQ	A-07	F-02
IC/FM34RA	F-03	J-16

1990 IC/FM34RA INDEX

Floor Plan	F-03	F-04
Accessories Group	F-05	F-06
Bath Group	F-09	F-11
Bedroom Group	F-12	F-15
Chassis Group	F-16	G-07
Curtain, Cushion & Pad Group	G-08	G-17
Dinette Group	G-18	G-20
Driver's Compartment Group	G-21	H-01
Electrical Group	H-02	H-06
Exterior Body Group	H-07	H-15
Galley Group	H-16	H-20
Heating & Air Conditioning Group	H-21	H-22
Interior Finish Group	H-23	H-24
Labels Group	I-01	I-09
LP Group		I-10
Lounge Group	I-11	I-14
Sealants & Fasteners Group	I-15	I-16
Water & Sewage Group	I-17	I-19
Window, Vent & Exterior Door Group	I-20	J-16

DRIVER'S COMPARTMENT GROUP

DRIVER'S COMPARTMENT COMPONENTS



Key	Part Number	Unit	Description
1	090383-02-Y15	EA	Pad Asm - End Cap - Driver
2	J79946-01-000	EA	Track - Front Wraparound Curtain - Driver Side
3	M89984-01-AE1	EA	Cabinet Asm - Front Overhead - Driver Side
4	M89304-30-X78	EA	Door Asm - Front Overhead - Driver & Passenger Side - w/o Hardware
	000G13-08-10G	EA	Screw - 6 - 20 x .825" PFH - Antique Brass
	000G88-08-10G	EA	Screw - 6 - 20 x .825" POH - Antique Brass
	059777-02-000	EA	Hinge - Antique - Light Brass
	086284-01-000	EA	Pull Handle
	039873-01-000	EA	Catch Asm - Nylon Catch & Strike
	083688-03-000	EA	Catch - Roller - Spring
	083588-04-000	EA	Strike - Spring Steel
	074483-02-000	EA	Support - Sprung - Door
5	078579-02-000	EA	Windshield Trim - Upper Driver Side - Light Oak - Inner
6	082288-05-X14	EA	Survivor Asm - Driver Side
	007211-01-000	EA	Hinge - Survivor
	074012-01-000	EA	Clip - Survivor - Square Pinch On
7	089987-01-Y15	EA	Pad Asm - Trim - Header - Upper
	078811-04-Y15	EA	Pad Asm - Trim - Header - Lower
8	089975-01-AB1	EA	Cabinet Asm - Center Front Overhead (For TV Installation)
8	M89975-01-AE1	EA	Cabinet Asm - Center Front Overhead (Not For TV Installation)
	M89304-E2-AE8	EA	Door Asm - Center Front Overhead - w/o Hardware
9	091258-02-000	EA	TV - 13" Color - Remote - Sharp 13NM48
10	086280-01-000	EA	Light - 12 Volt - Surface Mount
	086280-01-700	EA	Bulb - 12 Volt - 6 Watt
11	079785-02-000	EA	Windshield Trim - Center - Light Oak - Inner
12	040714-01-000	EA	Mirror - Inside Rear View
13	082288-06-X14	EA	Survivor Asm - Passenger Side - w/Mirror
	083153-01-000	EA	Mirror - Survivor - 3 1/2" x 7"
	085708-01-000	EA	Clip Asm - Survivor - Black
14	M89984-01-AE1	EA	Cabinet Asm - Front Overhead - Passenger Side
15	086757-03-000	EA	Control Center - Switch - Channel Master
16	088446-02-000	EA	VCR - VHS - Magnavox VR9912
17	078579-01-000	EA	Windshield Trim - Upper Passenger Side - Light Oak - Inner
18	079946-01-000	EA	Track - Front Wraparound Curtain - Passenger Side
19	090383-01-Y15	EA	Pad Asm - End Cap - Passenger Side
20	038420-02-000	EA	Defroster Fan - 6" Dia. - 2 Speed (Option 38N)
21	078208-03-000	EA	Windshield Trim - Passenger Side - Berge - Inner
22	086280-01-000	EA	Mirror Asm - w/Convex - Passenger Side
23	059414-08-000	EA	Pad Asm - Passenger Sidewall - 3 Button
24	072811-01-000	EA	Side Panel - Passenger Sidewall - Plastic
25	059467-04-AB1	EA	Pad Asm - Map Pocket - Passenger Sidewall
26	048886-03-000	EA	Ash Tray - Chrome
27	084781-01-000	EA	Cup Holder - Chrome - Plastic
28	081202-02-000	EA	Floor Mat - Passenger Side - Itasca
29	087151-01-AB1	EA	Beverage Tray
30	097552-01-000	EA	Motor Cover - w/o Carpet
	075584-01-000	EA	Mounting Bracket - Motor Cover
	039823-01-000	FT	Seal - Motor Cover
31	081201-01-000	EA	Floor Mat - Driver Side - Itasca
32	078245-01-000	EA	Boot - Steering Column
33	082471-02-000	EA	Panel - Driver Door - Plastic
34	063886-08-000	EA	Assist Handle - Driver Entrance - Berge
35	061400-15-000	EA	Assist Strap - Driver Door - Black
36	086280-02-000	EA	Mirror Asm - w/Convex - Left
37	078208-04-000	EA	Windshield Trim - Driver - Berge - Inner

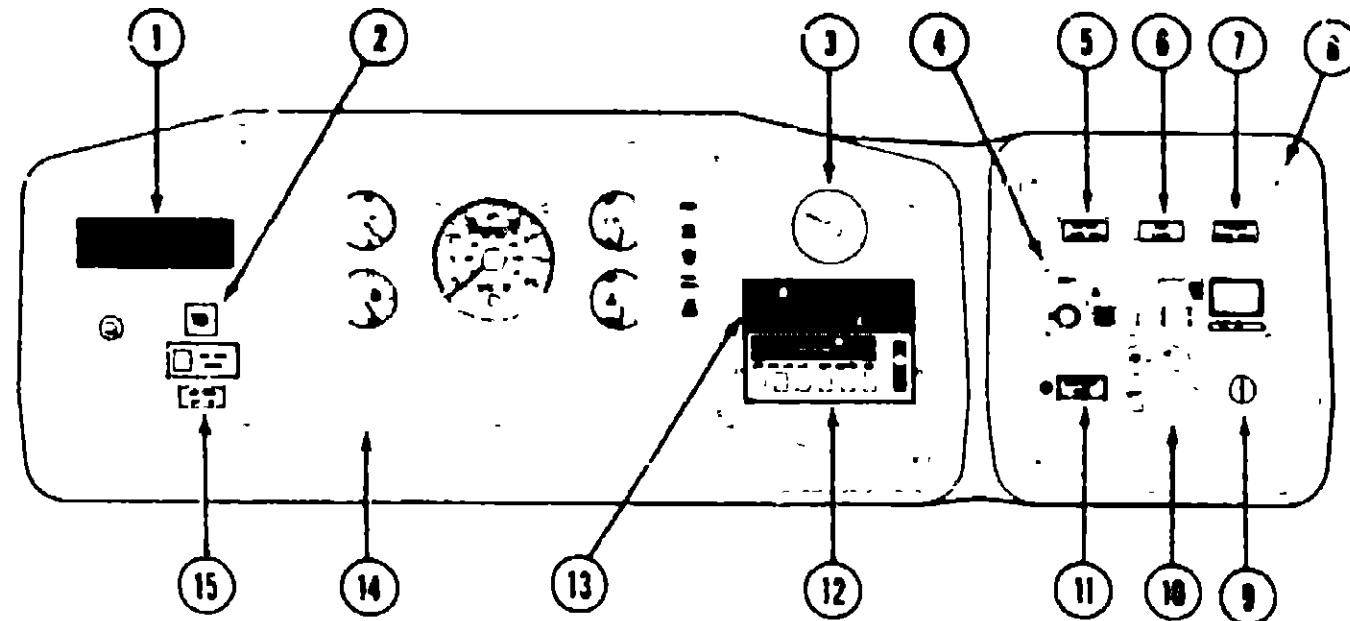
1990 ITASCA
TABLE OF CONTENTS

INTRODUCTION	A-01 - A-02
ABBREVIATIONS	A-03
ALPHABETICAL/GROUP REFERENCE	A-04 - A-06
INDEX	A-07 - F-02
IC/FM34RA	F-03 - J-18

1990 IC/FM34RA INDEX

Floor Plan	F-03 - F-04
Accessories Group	F-05 - F-08
Bath Group	F-09 - F-11
Bedroom Group	F-12 - F-15
Chassis Group	F-16 - G-07
Curtain, Cushion & Pad Group	G-08 - G-17
Dinette Group	G-18 - G-20
Driver's Compartment Group	G-21 - H-01
Electrical Group	H-02 - H-06
Exterior Body Group	H-07 - H-15
Gallery Group	H-16 - H-20
Heating & Air Conditioning Group	H-21 - H-22
Interior Finish Group	H-23 - H-24
Labels Group	I-01 - I-09
LP Group	I-10
Lounge Group	I-11 - I-14
Sealants & Fasteners Group	I-15 - I-16
Water & Sewage Group	I-17 - I-19
Window, Vent & Exterior Door Group	I-20 - J-16

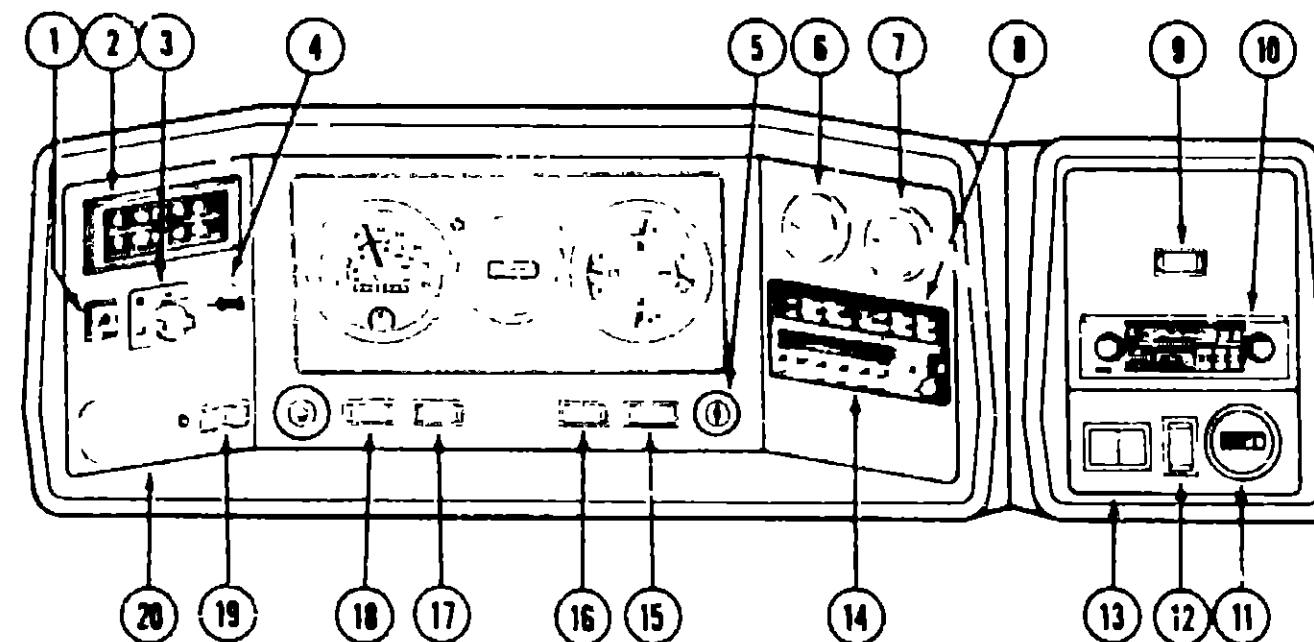
DRIVER'S COMPARTMENT GROUP (CONTINUED)



INSTRUMENT CLUSTER (FORD)

Key	Part Number	U/M	Description
1	039044-01-000	EA	Louver Arm - Air Conditioner - Adjustable Vent
2	089305-02-000	EA	Fog Light Switch (Option 57M)
3	024460-04-000	EA	Vacuum/Fuel Economy Gauge
4	097459-01-000	EA	Radio - AM/FM - Cassette - Digital Clock - Seek/Scan - Audiovox IM-DXA
4	097460-02-000	EA	Radio - AM/FM - Cassette - Digital Clock - Seek - Sony XR-300 (Option 57E)
5	024461-01-000	EA	Battery Mode Switch
6	089306-01-000	EA	Switch Auxiliary Defroster Fans (Option 36N)
7	093381-01-000	EA	Radio - Battery Selection Switch
8	076006-25-000	EA	Bezel - Entertainment Center
9	089294-01-000	EA	Cigarette Lighter
10	007202-02-000	EA	Rear Auto Heater Switch - w/o Knob (Option 611)
	090977-01-000	EA	Knob - Rear Auto Heater Switch - Rotary (Option 611)
	084410-02-000	EA	Decal - Rear Auto Heater Switch (Option 611)
11	065963-04-000	EA	Auxiliary Battery Disconnect Switch
12	094831-01-732	EA	Heater/Air Conditioner Controls
13	094831-01-741	EA	Louver Arm - Control Panel Trim
14	086296-15-000	EA	Bezel - Instrument Panel
15	097266-02-000	EA	Air Horn Switch (Option 36R)

DRIVER'S COMPARTMENT GROUP (CONTINUED)



INSTRUMENT CLUSTER (CHEVROLET)

Key	Part Number	U/M	Description
1	089305-02-000	EA	Fog Light Switch (Option 57M)
2	039044-01-000	EA	Vent/Air Conditioner Register
3	007202-02-000	EA	Rear Auto Heater Switch - w/o Knob (Option 611)
4	090977-01-000	EA	Knob - Rear Auto Heater Switch - Rotary (Option 611)
4	077497-01-702	EA	Air Horn Switch (Option 36R)
5	089294-01-000	EA	Cigarette Lighter
6	024459-04-000	EA	Battery Condition Meter
7	024460-04-000	EA	Vacuum/Fuel Economy Gauge
8	094831-01-741	EA	Dash Louver/Control Panel Trim
9	093381-01-000	EA	Radio Power Source Switch
10	070982-01-000	EA	Radio - Audio Entertainment System
11	051735-01-000	EA	Auxiliary Electric Generator Hourmeter (Options 39E, 39G, 37M)
12	024976-01-000	EA	Auxiliary Electric Generator Start/Stop Switch (Options 39E, 39G, 37M)
13	076006-23-000	EA	Bezel - Entertainment Center
14	094831-01-732	EA	Heater/Air Conditioner Controls
15	024461-01-000	EA	Battery Mode Switch
16	024462-01-000	EA	Battery Condition Switch
18	089306-01-000	EA	Switch - Auxiliary Defroster Fans (Option 36N)
19	065963-04-000	EA	Auxiliary Battery Disconnect Switch (Option 29A)
20	086296-13-000	EA	Bezel - Instrument Panel
	088745-01-000	EA	Instrument Cluster - Electronic (Option 42N)

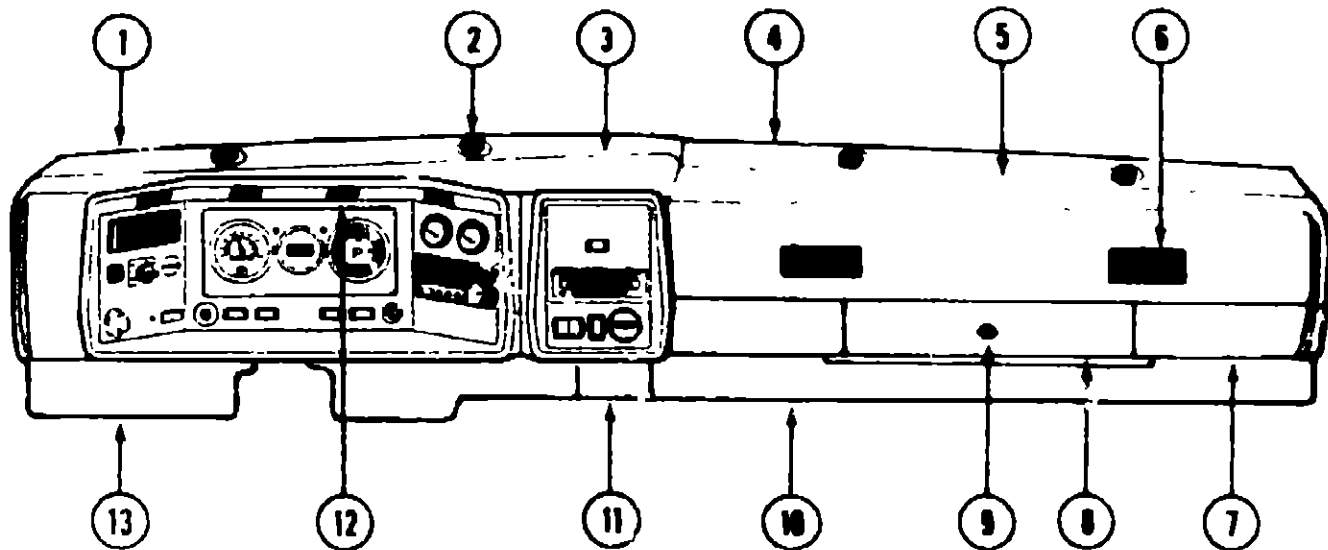
1990 ITASCA TABLE OF CONTENTS

INTRODUCTION	A-01 - A-02
ABBREVIATIONS	A-03
ALPHABETICAL/GROUP REFERENCE	A-04 - A-08
IC/FM31RQ	A-07 - F-02
IC/FM34RA	F-03 - J-16

1990 IC/FM34RA INDEX

Floor Plan	F-03 - F-04
Accessories Group	F-05 - F-08
Bath Group	F-09 - F-11
Bedroom Group	F-12 - F-15
Chassis Group	F-16 - G-07
Curtain, Cushion & Pad Group	G-08 - G-17
Dinette Group	G-18 - G-20
Driver's Compartment Group	G-21 - H-01
Electrical Group	H-02 - H-06
Exterior Body Group	H-07 - H-15
Galley Group	H-16 - H-20
Heating & Air Conditioning Group	H-21 - H-22
Interior Finish Group	H-23 - H-24
Labels Group	I-01 - I-09
LP Group	I-10
Lounge Group	I-11 - I-14
Sealants & Fasteners Group	I-15 - I-16
Water & Sewage Group	I-17 - I-19
Window, Vent & Exterior Door Group	I-20 - J-16

DRIVER'S COMPARTMENT GROUP (CONTINUED)



DASH PANEL COMPONENTS

Key	Part Number	U/M	Description
1	078582-02-000	EA	Pad Arm - Dash - Front Driver - w/o Defroster Vent
2	024990-01-000	EA	Defroster Outlet - w/Swivel - 2" Tan
3	079088-01-000	EA	Pad Arm - Dash - Instrument - Panel - Driver Side
4	078581-02-000	EA	Pad Arm - Dash - Front Passenger - w/o Defroster Vent
5	079089-01-000	EA	Pad Arm - Dash - Instrument Panel - Passenger Side
6	039044-01-000	EA	Louver Arm - Air Conditioner - Adjustable Vent
7	023834-01-000	EA	Knee Kick
8	022219-01-000	EA	Glove Compartment Door
9	009188-01-000	EA	Twist Lock - Glove Compartment
	023892-01-000	EA	Glove Compartment Box - Black F4 x 1/2
	024598-01-000	EA	Glove Compartment Hinge
10	077367-01-000	EA	Instrument Panel Cover - Lower Right - Black (Chevrolet)
11	077369-01-000	EA	Access Panel - Lower Instrument Panel - Black
12	061424-01-000	EA	Light - 12 Volt - Rectangular
13	077368-01-000	EA	Instrument Panel Cover - Lower Left - Black (Chevrolet)
13	077368-03-000	EA	Instrument Panel Cover - Lower Left - Black (Chevrolet w/Searchlight)

DELUXE STEERING WHEEL (OPTION 38P - CHEVROLET)

Key	Part Number	U/M	Description
	080752-15-000	EA	Steering Wheel - 4 Spoke
	080752-17-000	EA	Steering Wheel - w/2 Horn Buttons
	080752-06-000	EA	Adapter Hub
	080752-08-000	EA	Screw - Steering Wheel

ELECTRICAL GROUP

BULBS

Key	Part Number	U/M	Description
	008218-01-000	EA	Bulb - #1141 - Dome Light
	087479-01-000	EA	Bulb - #1076 - Wall Lamps
	091937-03-000	EA	Bulb - Fluorescent Light - Recessed
	078424-02-700	EA	Bulb - Fluorescent Light - Galley
	091633-01-700	EA	Bulb - Makeup Light
	098280-01-700	EA	Bulb - Surface Mount Light (Cab)
	088737-01-710	EA	Bulb - Microwave Oven
	097388-01-709	EA	Bulb - Range Hood
	094880-01-708	EA	Bulb - Refrigerator
	037835-01-000	EA	Bulb - #1157 - Tail Lamp Arm
	038188-01-000	EA	Bulb - #1184 - Clearance & License Plate Lights
	008215-01-000	EA	Bulb - #1003 - Porch Light
	051057-01-705	EA	Bulb - Spotlight (Option 63E)

INTERIOR LIGHTS & BULBS

Key	Part Number	U/M	Description
	088024-01-01A	EA	Light - Dome - Ivory - Single (USA)
	088024-02-01A	EA	Light - Dome - Ivory - Single (CSA)
	088024-03-01A	EA	Light - Dome - Ivory - Double (USA)
	088024-04-01A	EA	Light - Dome - Ivory - Double (CSA)
	088024-01-700	EA	Lens - Dome Light
	008218-01-000	EA	Bulb - 12 Volt - #1141 (Used For All Above)
	085202-11-000	EA	Wall Lamp - Brass/Cream (USA)
	085201-08-000	EA	Lamp Shade - Wall Lamp - Parchment
	087479-01-000	EA	Bulb - 12 Volt - #1076 - Wall Lamps
	091937-04-000	EA	Fluorescent Light - 12 Volt - Recessed (Ceiling)
	091937-02-000	EA	Lens - Recessed - Fluorescent Light
	091937-03-000	EA	Bulb - Recessed - Fluorescent Light
	078424-02-000	EA	Fluorescent Light - 18" - Almond (Galley)
	078424-02-701	EA	Lens - Fluorescent Light - 18" - Almond
	078424-02-700	EA	Bulb - Fluorescent Light - 18" - Almond
	082188-01-000	EA	Makeup Light - 3 Bulb
	091633-01-700	EA	Bulb - Makeup Light
	098280-01-000	EA	Surface Mount Light - 12 Volt - Jensen 1236 (Cab)
	098280-01-700	EA	Bulb - Surface Mount Light
	061424-01-000	EA	Rectangular Light - Asst. & Instrument Panel
	092888-01-709	EA	Bulb - Range Hood
	094880-01-708	EA	Bulb - Refrigerator
	088737-01-710	EA	Bulb - Microwave Oven

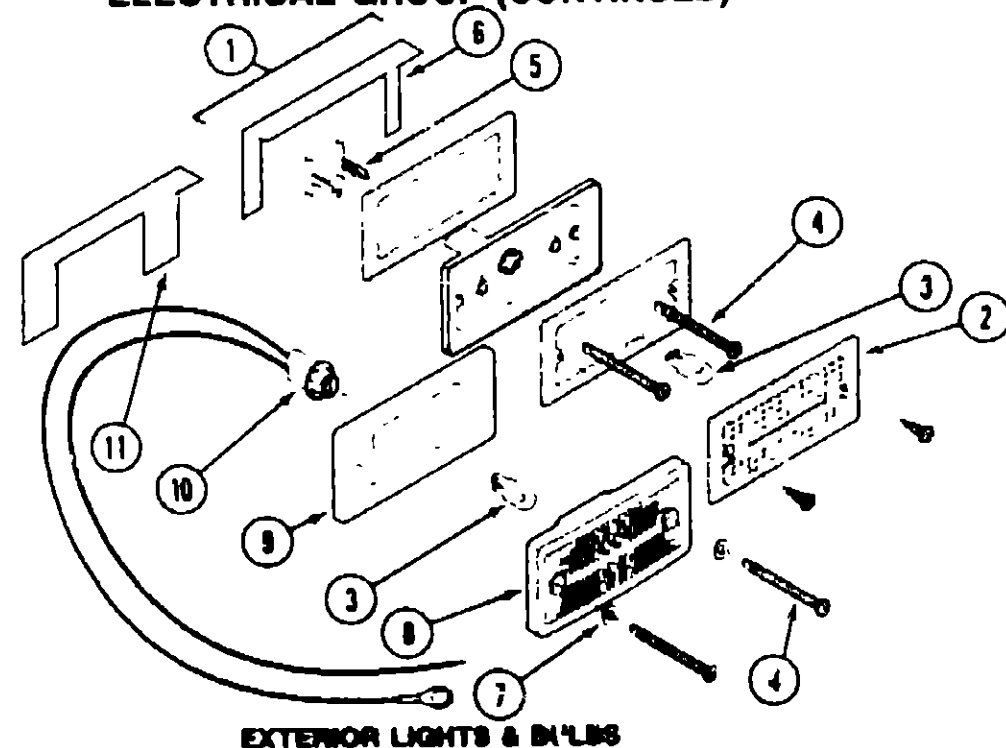
1990 ITASCA
TABLE OF CONTENTS

INTRODUCTION	A-01 - A-02
ABBREVIATIONS	A-03
ALPHABETICAL/GROUP REFERENCE	A-04 - A-06
IC/FM31RQ	A-07 - F-02
IC/FM34RA	F-03 - J-16

1990 IC/FM34RA INDEX

Floor Plan	F-03 - F-04
Accessories Group	F-05 - F-08
Bath Group	F-09 - F-11
Bedroom Group	F-12 - F-15
Cheese Group	F-16 - G-07
Curtain, Cushion & Pad Group	G-08 - G-17
Dinette Group	G-18 - G-20
Driver's Compartment Group	G-21 - H-01
Electrical Group	H-02 - H-06
Exterior Body Group	H-07 - H-15
Galley Group	H-16 - H-20
Heating & Air Conditioning Group	H-21 - H-22
Interior Finish Group	H-23 - H-24
Labels Group	I-01 - I-09
LP Group	I-10
Lounge Group	I-11 - I-14
Seatings & Fasteners Group	I-15 - I-16
Water & Sewage Group	I-17 - I-19
Window Vent & Exterior Door Group	I-20 - J-16

ELECTRICAL GROUP (CONTINUED)



EXTERIOR LIGHTS & BULBS

Key	Part Number	U/M	Description
1	081250-01-000	EA	Clearance Light Asm - Amber
1	081250-02-000	EA	Clearance Light Asm - Red
2	081250-01-700	EA	Lens - Clearance Light - Amber
2	081250-02-700	EA	Lens - Clearance Light - Red
3	036196-01-000	EA	Bulb
4	000G39-08-248	EA	Screw
5	079378-01-000	EA	Terminal
6	081437-01-000	EA	Bracket
7	102540-01-000	EA	Screw Seal
8	102520-02-000	EA	Light Asm (Red)
8	102520-01-000	EA	Light Asm (Amber)
9	102541-01-000	EA	Gasket
10	075458-03-000	EA	Socket
11	102582-01-000	EA	Bracket
	075458-04-000	EA	Lamp Asm - Tail/Brake - Red
	075458-05-000	EA	Lamp Asm - Turn - Amber
	075458-06-000	EA	Lamp Asm - Backup/Reflector - Clear/Red
	037935-01-000	EA	Bulb - 12 Volt - #1157 - Used For Tail Lamp Asm
	076795-01-000	EA	Light Asm - License Plate
	036196-01-000	EA	Bulb - 12 Volt - #184 - Used For Clearance & License Plate
	042405-03-000	EA	Base - Side Marker Light - w/Bulb (BGE 1985)
	042405-02-000	EA	Lens - Side Marker Light - Amber
	042405-01-000	EA	Lens - Side Marker Light - Red
	097917-01-02A	EA	Porch Light - Recessed - Beige
	097917-01-700	EA	Lens - Porch Light - Recessed
	008215-01-000	EA	Bulb - 12 Volt - #1003 - Porch Light
	051057-02-000	EA	Spotlight - Power Driven (Option 83E)
	051057-01-705	EA	Bulb - Spotlight (Option 83E)
	084901-01-000	EA	Lamp Asm - Park/Turn
	049185-01-000	EA	Headlight Capsule Asm - Driver - High/Low Beam
	049188-01-000	EA	Headlight Capsule Asm - Passenger - High/Low Beam
	049187-01-000	EA	Headlight Capsule Asm - Driver - High Beam
	049188-01-000	EA	Headlight Capsule Asm - Passenger - High Beam
	049358-01-000	EA	Spring - Headlight Retainer
	062207-01-000	EA	Headlight Guard
	080202-01-000	EA	Headlight Bezel - Passenger - Black
	080202-02-000	EA	Headlight Bezel - Driver - Black
	088747-02-000	EA	Lamp Asm - Fog - Clear Lens (Option 57M)
	078024-01-01A	EA	Light - Dome - Ivory - Storage Compartment (USA)
	088024-02-01A	EA	Light - Dome - Ivory - Storage Compartment (CSA)
	088024-01-702	EA	Lens - Dome Light

ELECTRICAL GROUP (CONTINUED)

ELECTRICAL COMPONENTS

Key	Part Number	U/M	Description
	008288-02-000	EA	Box - Electrical - 3 94" x 3 13" x 1 81" - Plastic (USA)
	091910-01-000	EA	Box - Electrical - 3 75" x 3 5" x 1 75" - Plastic (CSA)
	008289-01-000	EA	Box - Electrical - 4" x 4" - 1/2 x 3/4 - Steel (USA)
	008289-02-000	EA	Box - Electrical - 4" x 4" - 1/2 x 3/4 - Steel (CSA)
	L58049-01-000	EA	Box - Electrical - 2" x 3" x 2 25" - Steel
	088751-01-000	FT	Cable - Battery - 1/0 AWG Stranded
	010495-01-000	EA	Clamp - Cable - 9/16"
	010497-01-000	EA	Clamp - Closed - 5/8" ID
	010499-01-000	EA	Clamp - Closed - 3/8" ID
	041953-01-000	FT	Conduit - Convolute Slt - .50" ID
	041953-02-000	FT	Conduit - Convolute Slt - .625" ID
	041953-03-000	FT	Conduit - Convolute Slt - 1" ID
	041953-05-000	FT	Conduit - Convolute Solid - .625" ID
	041953-06-000	FT	Conduit - Convolute Slt - .375" ID
	041953-07-000	FT	Conduit - Convolute Slt - .250" ID
	041953-09-000	FT	Conduit - Convolute Slt - .50" ID
	041953-10-000	FT	Conduit - Convolute Slt - .75" ID
	041953-11-000	FT	Conduit - Convolute Slt - 1 083" ID
	008353-01-000	EA	Connector - 3/8" - Cable Clamping
	008355-01-000	EA	Connector - 3/4" - Cable Clamping
	008358-01-000	EA	Connector - 3/8" - Plastic
	008311-01-000	EA	Connector - Wire Nut - Red
	008312-01-000	EA	Connector - Wire Nut - Blue
	008313-01-000	EA	Connector - Wire Nut - Yellow
	008314-01-000	EA	Connector - Wire Nut - Gray
	058028-01-000	EA	Connector - Clear Nylon Pigtail
	088475-01-000	EA	Connector - Pin
	082740-01-000	EA	Connector Body - 2 Contact Female
	008052-01-000	EA	Cord - Power - 10/3 - 30 Amp - 25' (CSA)
	008054-01-000	EA	Cord - Power - 10/3 - 30 Amp - 25' (USA)
	008294-01-000	EA	Cover - Electrical Box - Flat Blank - 4" x 4" - Steel (USA)
	008294-02-000	EA	Cover - Electrical Box - Flat Blank - 4" x 4" - Steel (CSA)
	088238-01-000	EA	Cover - Electrical Box - 4" x 4"
	078319-09-000	EA	Cover - Receptacle - Brown
	084077-02-000	EA	Cover - Receptacle - Brown - GFI
	091927-01-000	EA	Cover - Receptacle - Double - Ivory
	084077-03-000	EA	Cover - Blank A/C - Ivory
	080984-01-000	EA	Cover - Exterior Receptacle
	082633-02-02A	EA	Cover - A/C - Plate - Off White - w/o A/C
	082633-01-02A	EA	Cover - A/C - Plate - Off White - w/A/C
	074897-01-000	EA	Cover - Electrical Box - A/C Dual Switch
	058781-01-000	EA	Diode - 8.0 Amp - 100 Volt
	078480-01-000	EA	Extension - Electrical Box - Steel - 1 1/2"
	087734-01-02A	EA	Extension - Duplex Receptacle - Brown
	100341-01-000	EA	Holder - Fuse - In Line
	084388-01-000	EA	Housing Asm - Trailer Pin
	087745-02-000	EA	Housing Asm - Trailer Receptacle - 48"
	082037-01-000	EA	Housing - Automotive Fuse - Natural
	082037-02-000	EA	Housing - Automotive Fuse - Green
	082037-03-000	EA	Housing - Automotive Fuse - Black
	082037-05-000	EA	Housing - Automotive Fuse - Gray
	082037-06-000	EA	Housing - Automotive Fuse - Brown
	088074-01-000	EA	Housing - Socket - 1 Position
	088474-02-000	EA	Housing - Socket - 15 Position
	088474-03-000	EA	Housing - Socket - 8 Position
	088474-05-000	EA	Housing - Socket - 6 Position
	088474-08-000	EA	Housing - Socket - 4 Position
	088474-09-000	EA	Housing - Socket - 3 Position
	088474-10-000	EA	Housing - Socket - 2 Position

1989 ITASCA
TABLE OF CONTENTS

INTRODUCTION	A-01	A-02
ABBREVIATIONS		A-03
ALPHABETICAL/GROUP REFERENCE	A-04	A-06
IC/FM31RO	A-07	F-02
IC/FM34RA	F-03	J-16

1989 IC/FM34RA INDEX

Floor Plan	F-03 - F-04
Accessories Group	F-05 - F-08
Bath Group	F-09 - F-11
Bedroom Group	F-12 - F-15
Cheese Group	F-16 - G-07
Curtain, Cushion & Pad Group	G-08 - G-17
Dinette Group	G-18 - G-20
Driver's Compartment Group	G-21 - H-01
Electrical Group	H-02 - H-06
Exterior Body Group	H-07 - H-15
Gallery Group	H-16 - H-20
Heating & Air Conditioning Group	H-21 - H-22
Interior Finish Group	H-23 - H-24
Labels Group	I-01 - I-08
LP Group	I-10
Lounge Group	I-11 - I-14
Seatings & Fasteners Group	I-15 - I-16
Water & Sewage Group	I-17 - I-19
Window, Vent & Exterior Door Group	I-20 - J-16

ELECTRICAL GROUP (CONTINUED)

ELECTRICAL COMPONENTS (CONTINUED)

Key	Part Number	U/M	Description
	088473-01-000	EA	Housing - Pin - 1 Position
	088473-02-000	EA	Housing - Pin - 15 Position
	088473-03-000	EA	Housing - Pin - 9 Position
	088473-06-000	EA	Housing - Pin - 6 Position
	088473-08-000	EA	Housing - Pin - 4 Position
	088473-09-000	EA	Housing - Pin - 3 Position
	088473-10-000	EA	Housing - Pin - 2 Position
	083910-01-000	EA	Housing - Relay - 3 Position
	101571-01-000	EA	Housing - Male - 2 Position
	098351-01-01A	EA	Plate - Switch - 1 Gang
	098351-02-01A	EA	Plate - Switch - 2 Gang
	098351-03-01A	EA	Plate - Switch - 3 Gang
	098351-04-01A	EA	Plate - Switch - Generator (Bedroom)
	024924-02-000	EA	Receptacle - Power Cord
	058707-01-000	EA	Receptacle - Single - Brown - T & B
	058708-01-000	EA	Receptacle - Duplex - Brown - T & B
	058708-02-000	EA	Receptacle - Duplex - Ivory - T & B
	084076-02-000	EA	Receptacle - Duplex - Brown - GFI
	090861-01-000	EA	Receptacle - Duplex - Exterior
	007940-01-000	EA	Receptacle - Slide - 18/12 AWG
	080015-02-000	EA	Receptacle - Plug - 185 - 18/14 Gauge
	088273-01-000	EA	Relay - Battery Disconnect
	063912-02-000	EA	Relay - Converter - SPDT w/Resistor
	077000-01-000	EA	Socket Arm - w/8" Pigtail Leads
	088476-01-000	EA	Socket - Connector
	088476-02-000	EA	Socket - Connector - 12/10 Gauge
	090971-01-000	EA	Splice - Cable - 110 Volt
	024976-01-000	EA	Switch - Generator (Bedroom)
	041250-01-000	EA	Switch - Push Button (Driver Door Jamb)
	079363-01-000	EA	Switch - Single - w/Switch Plate
	079363-01-700	EA	Switch - Only
	079364-01-000	EA	Switch - On/Off Rocker - Brown
	079334-02-000	EA	Switch - Lock/Lock Rocker - Brown
	100312-01-000	EA	Switch - Electric Step (Entrance Door Jamb)
	007942-01-000	EA	Tab - 18/14 AWG Wire
	007943-01-000	EA	Tab - 14/10 AWG Wire
	007949-01-000	EA	Tab - HSG - 1 Position
	008326-01-000	EA	Terminal - Ring - 18/14 - 3/8" Stud
	008328-01-000	EA	Terminal - Ring - 12/10 Wire
	008329-01-000	EA	Terminal - Ring - 8 - 5/16" Stud
	008331-01-000	EA	Terminal - Ring - 4 - 3/8" Stud
	008332-01-000	EA	Terminal - Ring - 6 - 1/4" Stud
	008348-01-000	EA	Terminal - Ring - 2 - 3/8" Stud
	035416-04-000	EA	Terminal - Ring - #10 Stud Fit
	047443-01-000	EA	Terminal - 250 Receptacle 16-14
	047443-02-000	EA	Terminal - 250 Receptacle 12-10
	047443-03-000	EA	Terminal - 187 Receptacle 16-14
	062036-01-000	EA	Terminal - Pack - 12/10 AWG
	062036-02-000	EA	Terminal - Pack - 18/14 AWG
	008026-01-000	EA	Wire w/Ground - Romex - 12/2
	008027-01-000	EA	Wire w/Ground - Romex - 14/2
	008343-01-000	EA	Wire Tie - 6"

ELECTRICAL GROUP (CONTINUED)

MISCELLANEOUS ELECTRICAL COMPONENTS

Key	Part Number	U/M	Description
	008188-01-000	EA	Solenoid - Dual Battery - Relay
	083208-02-000	EA	Control Center - 45 Amp - BM4634SA
	038420-02-000	EA	Fan - 6" Destroyer - 2 Speed (Option 38N)
	088294-01-000	EA	Lighter Arm - Cigarette
	072852-01-000	EA	S-yoke Detector

FUSES & CIRCUIT BREAKERS

Key	Part Number	U/M	Description
	088236-01-000	EA	Fuse - 15 Amp (CSA)
	082901-02-000	EA	Fuse - Automotive - 5 Amp
	082901-05-000	EA	Fuse - Automotive - 15 Amp
	082901-07-000	EA	Fuse - Automotive - 25 Amp
	083888-01-000	EA	Circuit Breaker - 15 Amp - 120 Volt
	083888-02-000	EA	Circuit Breaker - 15/15 Amp - 120 Volt (CSA)
	083888-03-000	EA	Circuit Breaker - 15/20 Amp - 120 Volt (CSA)
	083888-05-000	EA	Circuit Breaker - 30/15 Amp - 120 Volt
	083888-07-000	EA	Circuit Breaker - 20/20 Amp - 120 Volt
	088884-01-000	EA	Circuit Breaker - 6 Amp - 12 Volt
	088884-02-000	EA	Circuit Breaker - 15 Amp - 12 Volt
	088888-01-000	EA	Circuit Breaker - 25 Amp - 12 Volt
	088888-02-000	EA	Circuit Breaker - 30 Amp - 12 Volt
	088888-03-000	EA	Circuit Breaker - 40 Amp - 12 Volt
	087811-01-000	EA	Circuit Breaker - 7.5 Amp - 12 Volt
	088788-01-000	EA	Bus Bar - 2 Circuit
	088788-02-000	EA	Bus Bar - 3 Circuit
	083288-05-000	EA	Circuit Breaker - 20 Amp - 120 Volt - w/o Washer/Dryer
	083288-07-000	EA	Circuit Breaker - 20/20 Amp - 120 Volt - w/Washer/Dryer

1990 ITASCA
TABLE OF CONTENTS

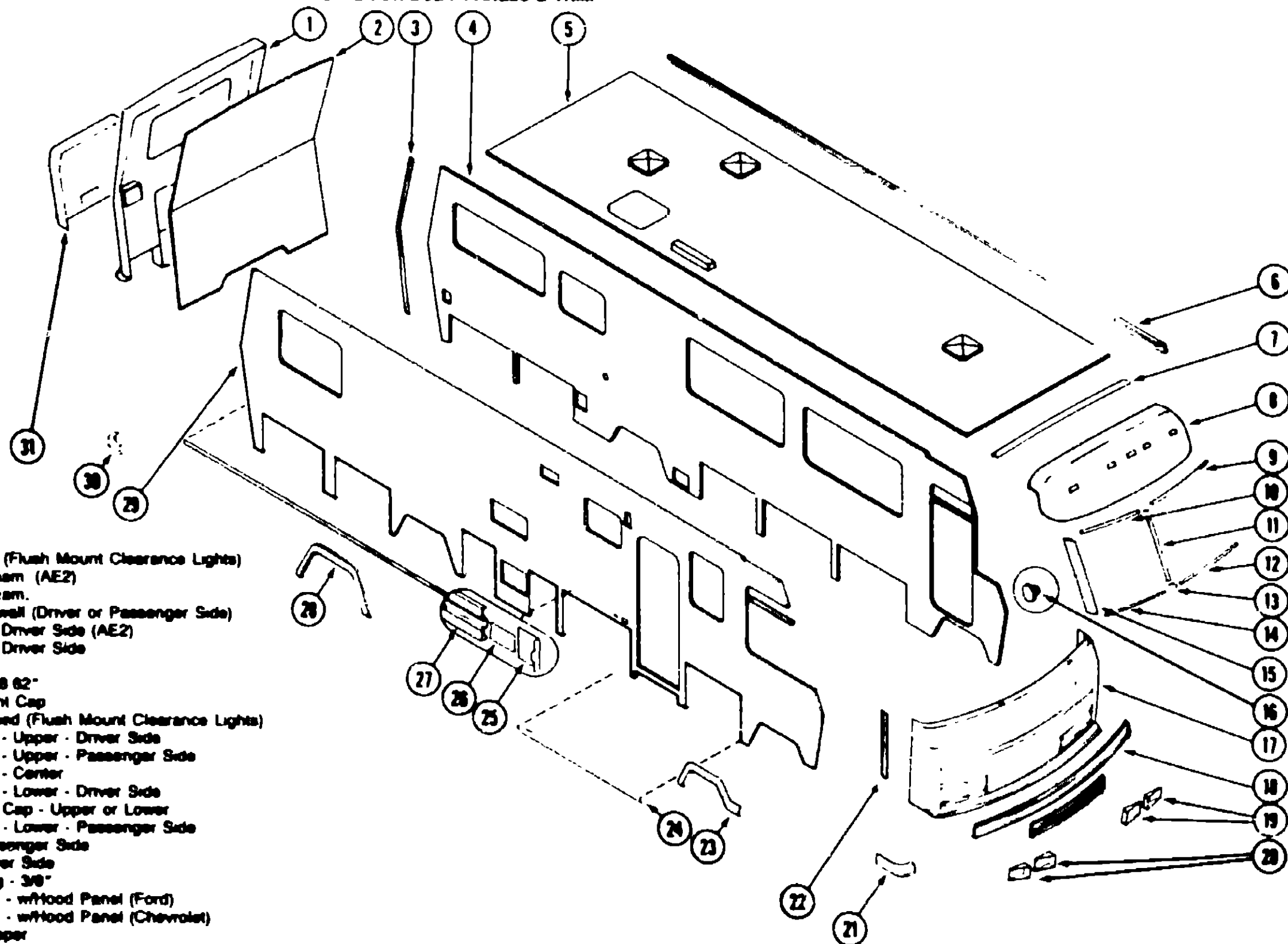
INTRODUCTION	A-01 - A-02
ABBREVIATIONS	A-03
ALPHABETICAL GROUP REFERENCE	A-04 - A-06
IC/FM31RO	A-07 - F-02
IC/FM34RA	F-03 - J-16

1990 IC/FM34RA INDEX

Floor Plan	F-03 - F-04
Accessories Group	F-05 - F-08
Bar Group	F-09 - F-11
Bedroom Group	F-12 - F-15
Cheese Group	F-16 - G-07
Curain, Cushion & Pad Group	G-08 - G-17
Dinette Group	G-18 - G-20
Driver's Compartment Group	G-21 - H-01
Electrical Group	H-02 - H-06
Exterior Body Group	H-07 - H-15
Gallery Group	H-16 - H-20
Heating & Air Conditioning Group	H-21 - H-22
Interior Finish Group	H-23 - H-24
Labels Group	I-01 - I-08
LP Group	I-10
Lounge Group	I-11 - I-14
Sealants & Fasteners Group	I-15 - I-16
Water & Sewage Group	I-17 - I-19
Window, Vent & Exterior Door Group	I-20 - J-16

EXTERIOR BODY GROUP

EXTERIOR BODY PANELS & TRIM



Key	Part Number	U/M	Description
1	088402-03-000	EA	Rear Cap Panel (Flush Mount Clearance Lights)
2	097056-01-AE1	EA	Rear Backwall Arm (AE2)
2	097056-01-AE3	EA	Rear Backwall Arm
3	073502-26-000	EA	Trim Rear Backwall (Driver or Passenger Side)
4	M97024-01-AE1	EA	Sidewall Arm - Driver Side (AE2)
4	M97024-01-AE3	EA	Sidewall Arm - Driver Side
5	097025-01-AB1	EA	Roof Arm
6	078600-06-000	EA	Roof Cover - 158 62"
7	078580-01-000	EA	Roof Trim - Front Cap
8	069923-03-000	EA	Roof Cap - Primed (Flush Mount Clearance Lights)
9	077944-02-000	EA	Reveal Molding - Upper - Driver Side
10	077944-01-000	EA	Reveal Molding - Upper - Passenger Side
11	076676-05-000	EA	Reveal Molding - Center
12	077945-02-000	EA	Reveal Molding - Lower - Driver Side
13	077952-02-000	EA	Reveal Molding Cap - Upper or Lower
14	077945-01-000	EA	Reveal Molding - Lower - Passenger Side
15	079225-03-000	EA	Trim Post - Passenger Side
15	079225-04-000	EA	Trim Post - Driver Side
16	034141-02-000	EA	Nylon Hole Plug - 3/8"
17	M01115-27-Y70	EA	Front End Arm - w/hood Panel (Ford)
17	M01115-23-Y70	EA	Front End Arm - w/hood Panel (Chevrolet)
18	080411-01-X70	EA	Grille Arm - Upper
18	080412-01-X70	EA	Grille Arm - Lower
	088252-02-000	FT	Chrome Trim - 1" Plastic
	088252-03-000	FT	Chrome Trim - 2" Plastic
19	080202-02-000	EA	Headlight Bezel - Driver Side
20	080202-01-000	EA	Headlight Bezel - Passenger Side
21	078577-09-000	EA	Bumper End Cap - Passenger Side
	078577-10-000	EA	Bumper End Cap - Driver Side
22	088622-02-000	EA	Trim - Front End Arm - Driver or Passenger Side
23	078556-13-000	EA	Trim - Front Wheelwell - Passenger Side
	078556-14-000	EA	Trim - Front Wheelwell - Driver Side
	088608-01-000	EA	Trim - Front Wheelwell - U Channel - Driver or Passenger Side
24	081161-55-004	EA	Rocker Panel
** Order Flush Mount Clearance Lights Also If Needed (Electrical Group)			

Key	Part Number	U/M	Description
25	008731-01-000	EA	End Cap Feature Strip
26	001030-11-001	EA	Insert Feature Strip - 17'
27	088576-11-000	EA	Feature Strip
28	075070-02-000	EA	Trim - Rear Wheelwell - Passenger Side
	075070-04-000	EA	Trim - Rear Wheelwell - Driver Side
	088688-01-Y15	EA	Trim - Rear Wheelwell - U Channel - Driver or Passenger Side
29	M97023-01-AE1	EA	Sidewall Arm - Passenger Side (AE2)
29	M97023-01-AE3	EA	Sidewall Arm - Passenger Side
30	078578-07-000	EA	Bumper End Cap - Passenger Side
	078578-08-000	EA	Bumper End Cap - Driver Side
31	088425-01-X70	EA	Tire Cover Arm
	088027-01-000	FT	Tire Cover Seal

1980 ITASCA TABLE OF CONTENTS

INTRODUCTION	A-01 - A-02
ABBREVIATIONS	A-03
ALPHABETICAL/GROUP REFERENCE	A-04 - A-06
IC/FM31RO	A-07 - F-02
IC/FM34RA	F-03 - J-16

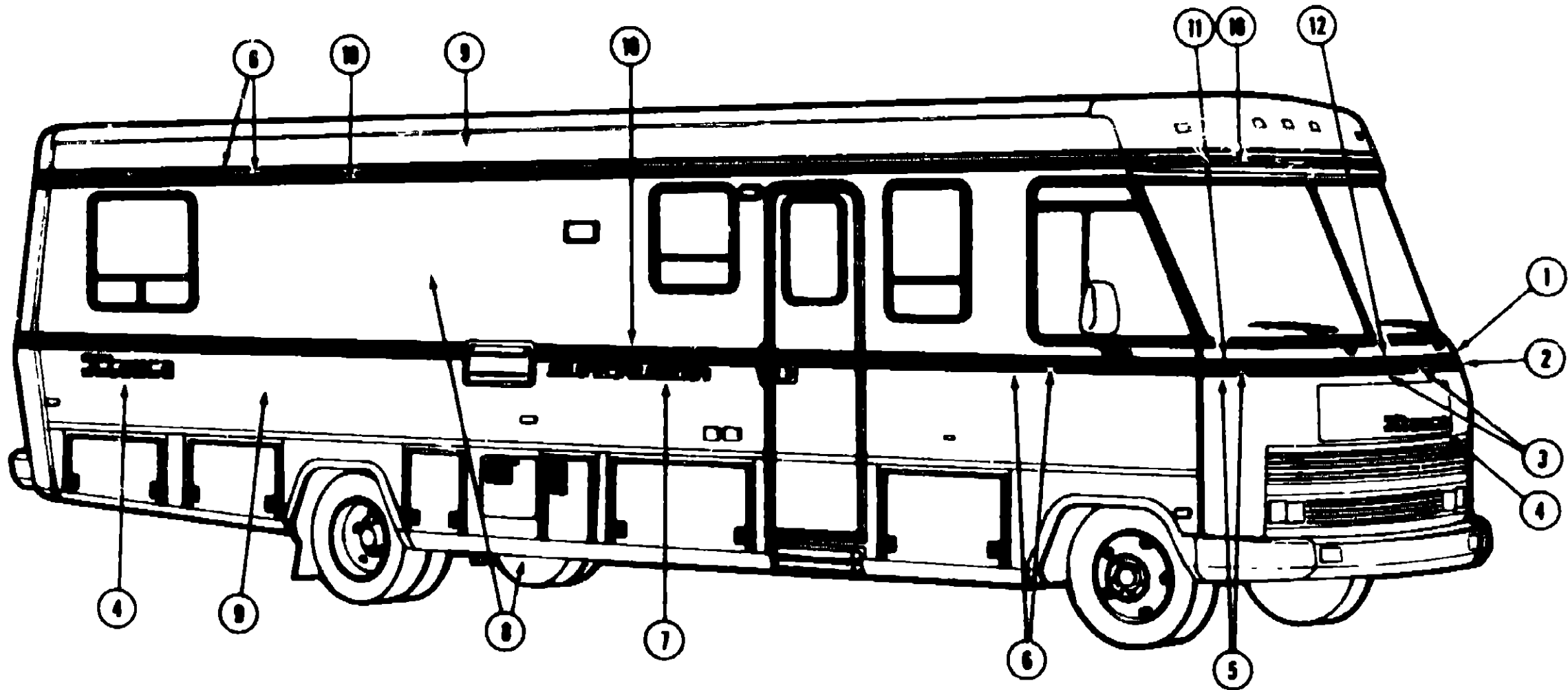
1980 IC/FM34RA INDEX

Floor Plan	F-03 - F-04
Accessories Group	F-05 - F-06
Bath Group	F-09 - F-11
Bedroom Group	F-12 - F-15
Cheese Group	F-16 - G-07
Curtain, Cushion & Pad Group	G-08 - G-17
Dinette Group	G-18 - G-20
Driver's Compartment Group	G-21 - H-01
Electrical Group	H-02 - H-06
Exterior Body Group	H-07 - H-15
Galley Group	H-16 - H-20
Heating & Air Conditioning Group	H-21 - H-22
Interior Finish Group	H-23 - H-24
Labels Group	I-01 - I-08
LP Group	I-10
Lounge Group	I-11 - I-14
Sealants & Fasteners Group	I-15 - I-16
Water & Sewage Group	I-17 - I-19
Window, Vent & Exterior Door Group	I-20 - J-16

EXTERIOR BODY GROUP (CONTINUED)
DECALS, FILM STRIPE & PAINT

1990 ITASCA
TABLE OF CONTENTS

INTRODUCTION	A-01 - A-02
ABBREVIATIONS	A-03
ALPHABETICAL/GROUP REFERENCE	A-04 - A-06
IC/FM31RD	A-07 - F-02
IC/FM34RL	F-03 - J-16



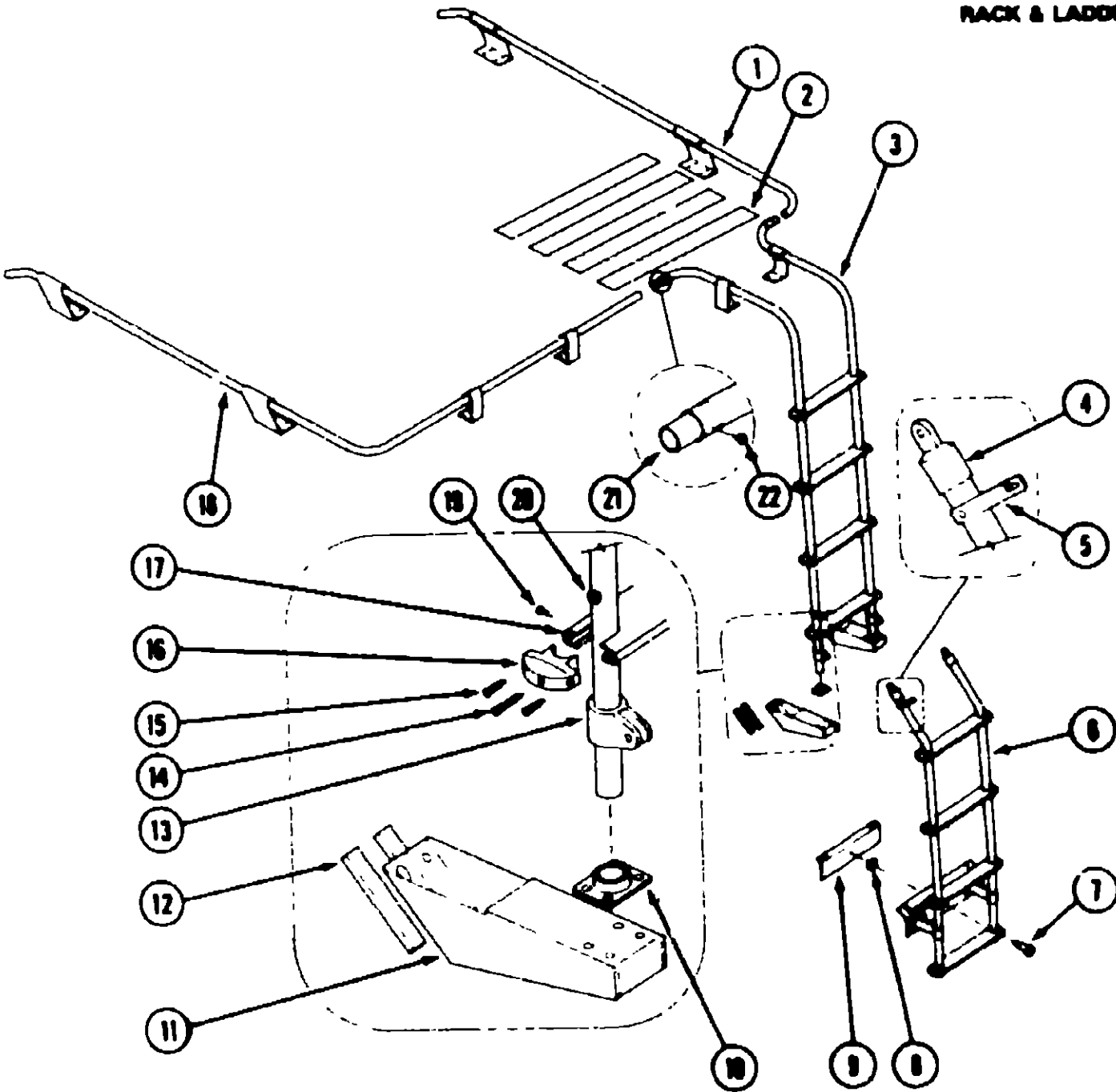
1990 IC/FM34RA INDEX

Floor Plan	F-03 - F-04
Accessories Group	F-05 - F-08
Bath Group	F-09 - F-11
Bedroom Group	F-12 - F-15
Chassis Group	F-16 - G-07
Curtain, Cushion & Pad Group	G-08 - G-17
Dinette Group	G-18 - G-20
Driver's Compartment Group	G-21 - H-01
Electrical Group	H-02 - H-08
Exterior Body Group	H-07 - H-15
Galley Group	H-16 - H-20
Heating & Air Conditioning Group	H-21 - H-22
Interior Finish Group	H-23 - H-24
Labels Group	I-01 - I-08
LP Group	I-10
Lounge Group	I-11 - I-14
Sealants & Fasteners Group	I-15 - I-16
Water & Sewage Group	I-17 - I-19
Window, Vent & Exterior Door Group	I-20 - J-16

Key	Part Number	U/M	Description
1	090984-02-000	EA	Decal - Driver Side - Upper - Gray (Paint - DuPont 44488U)
2	090985-11-000	EA	Decal - Driver Side - Lower - Burgundy/Blue Green (Paint - DuPont L8543/88734) (AE1, AE2)
2	090985-13-000	EA	Decal - Driver Side - Lower - Brown/Blue (Paint - DuPont N8325/ACB147) (AE3)
3	085217-N3-000	FT	Film Stripe - Burgundy/Blue Green (Paint - DuPont L8543/88734) (AE1, AE2)
3	085217-N4-000	FT	Film Stripe - Brown/Blue (Paint - DuPont N8325/ACB147) (AE3)
4	078191-01-000	EA	Decal Logo - "Itasca"
5	090985-11-000	EA	Decal - Passenger Side - Lower - Burgundy/Blue Green (Paint - DuPont L8543/88734) (AE1, AE2)
5	090985-13-000	EA	Decal - Passenger Side - Lower - Brown/Blue (Paint - DuPont N8325/ACB147) (AE3)
6	085218-N7-000	FT	Film Stripe - Burgundy/Blue Green (Paint - DuPont L8543/88734)
6	085217-N8-000	FT	Film Stripe - Brown/Blue (Paint - DuPont N8325/ACB147) (AE3)
7	073705-01-000	EA	Decal Logo - "Suncruiser"
8	088383-01-700	EA	Paint Kit - Aegean Poly - Gray (Paint - DuPont 44488U)
9	058837-05-000	EA	Paint - Gray Acrylic Enamel - 16 Oz. Aerosol (Paint - DuPont 81537)
9	058837-05-700	EA	Paint - Gray Acrylic Enamel - 8 Oz. Touch Up
10	078831-82-000	FT	Film Stripe - Gray (Paint - DuPont 44488U)
11	090984-01-000	EA	Decal - Passenger Side - Upper - Gray (Paint - DuPont 44488U)
12	078831-81-000	FT	Film Stripe - Gray (Paint - DuPont 44488U)

EXTERIOR BODY GROUP (CONTINUED)

RACK & LADDER COMPONENTS



Key	Part Number	U/M	Description
1	081026-01-T03	EA	Rack Arm - Passenger Side
2	036327-01-000	FA	Tape - Anti-Slip - 2" x 80'
3	080888-02-T03	EA	Ladder Arm - Upper
4	081115-01-000	EA	Top Cap - 1"
5	080873-01-000	EA	Latch - Lower Ladder
6	080887-04-X14	EA	Ladder Arm - Lower
7	081056-01-000	EA	Pin - Quick Release
8	081056-01-000	EA	Springgrip - Internal Tooth Washer
9	081107-01-000	EA	Bracket - Bumper Pin
10	087185-01-000	EA	Mounting Bracket
11	080888-01-000	EA	Footing Bracket
12	081627-02-000	EA	Sponge Seal - 3/16" x 2" x 3.25"
13	081118-01-000	EA	Slide Bracket
14	000G38-10-38U	EA	Screw
15	000G38-08-10U	EA	Screw
16	078880-02-000	EA	Step Cap - Black
17	087130-01-000	EA	Bright Dipped Step (Non Serviceable)
18	081026-02-T03	EA	Rack Arm - Driver Side
19	000G38-08-18U	EA	Screw
20	081113-01-000	EA	Bushing - Plastic Flange - White
21	083891-51-002	EA	Splice
22	000G38-08-088	EA	Screw
	081114-01-000	EA	Cap Insert - Round - 1" Lx.

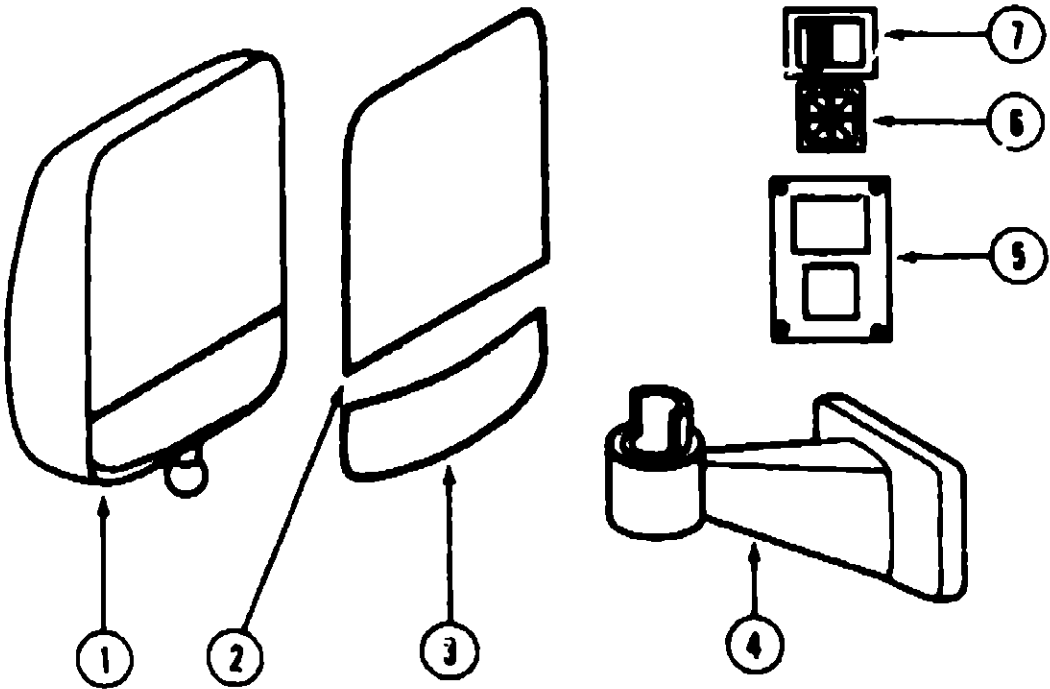
1990 ITASCA
TABLE OF CONTENTS

INTRODUCTION	A-01 - A-02
ABBREVIATIONS	A-03
ALPHABETICAL/GROUP REFERENCE	A-04 - A-06
IC/FM31RQ	A-07 - F-02
IC/FM34RA	F-03 - J-16

1990 IC/FM34RA INDEX

Floor Plan	F-03 - F-04
Accessories Group	F-05 - F-08
Bath Group	F-09 - F-11
Bedroom Group	F-12 - F-15
Cheese Group	F-16 - G-07
Curtain, Cushion & Pad Group	G-08 - G-17
Dinette Group	G-18 - G-20
Driver's Compartment Group	G-21 - H-01
Electrical Group	H-02 - H-06
Exterior Body Group	H-07 - H-15
Galley Group	H-16 - H-20
Heating & Air Conditioning Group	H-21 - H-22
Interior Finish Group	H-23 - H-24
Labels Group	I-01 - I-09
LP Group	I-10
Lounge Group	I-11 - I-14
Seater's & Fasteners Group	I-15 - I-18
Water & Sewage Group	I-17 - I-19
Window, Vent & Exterior Door Group	I-20 - J-16

EXTERIOR BODY GROUP (CONTINUED)



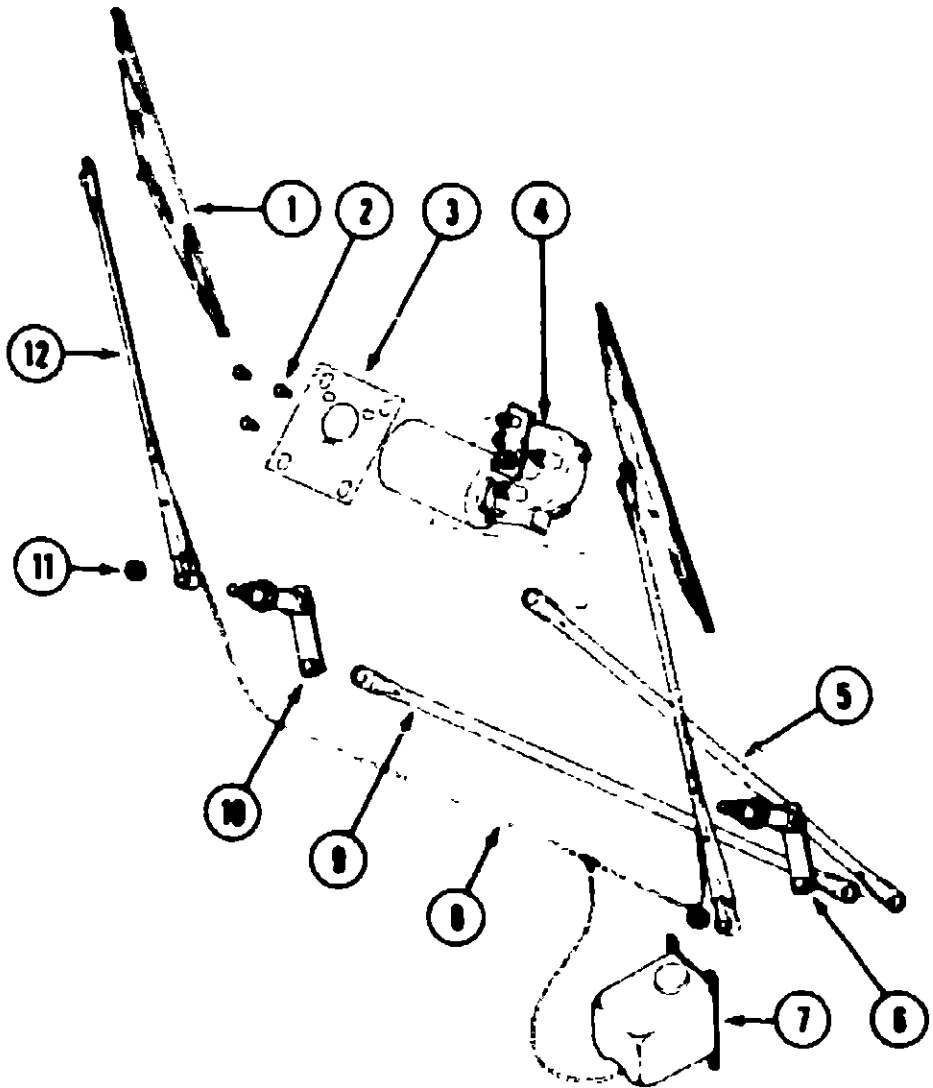
MIRRORS - NON-POWERED

Key	Part Number	U/M	Description
1	086260-01-000	EA	Mirror Arm - Passenger Side (Includes Glass)
1	086260-02-000	EA	Mirror Arm - Driver Side (Includes Glass)
2	086260-01-701	EA	Flat Glass - Passenger Side
2	086260-02-701	EA	Flat Glass - Driver Side
3	086260-01-700	EA	Convex Glass - Passenger Side
3	086260-02-700	EA	Convex Glass - Driver Side
4	086260-03-000	EA	Arm Arm - Passenger & Driver Side

POWER MIRRORS - ELECTRICALLY HEATED & CONTROLLED (OPTION 61Y)

Key	Part Number	U/M	Description
1	086259-04-000	EA	Mirror Arm - Passenger Side w/Remote & Heater (Includes Glass)
1	086259-05-000	EA	Mirror Arm - Driver Side w/Remote & Heater (Includes Glass)
2	086259-04-701	EA	Flat Glass - Passenger Side - Heated
2	086259-05-701	EA	Flat Glass - Driver Side - Heated
3	086259-04-700	EA	Convex Glass - Passenger Side - Heated
3	086259-05-700	EA	Convex Glass - Driver Side - Heated
4	086260-03-000	EA	Arm Arm - Passenger & Driver Side
5	099982-01-01A	EA	Switch Plate - Black
6	086246-01-000	EA	Switch Arm - Mirror - Remote
7	087695-01-000	EA	Switch - Mirror Heater
	099836-01-000	EA	Wire Arm - Mirror - Cab - 1990 Chevrolet Chassis
	099836-03-000	EA	Wire Arm - Mirror - Cab - 1991 Chevrolet Chassis
	099836-02-000	EA	Wire Arm - Mirror - Cab - Ford Chassis
	099837-01-000	EA	Wire Arm - Mirror - Door
	063912-02-000	EA	Relay - Camwater - SPDT - w/Reset

EXTERIOR BODY GROUP (CONTINUED)



WINDSHIELD WIPER & DRIVE ASSEMBLY

Key	Part Number	U/M	Description
1	086984-01-000	EA	Blade - Wiper - 24"
2	000C26-04-108	EA	Hex Bolt - Serrated Flange - 1/4" - 20 x 5/8" Zinc
3	063971-01-000	EA	Support Bracket - Motor Arm
4	086390-01-000	EA	Motor Arm
5	067192-01-000	EA	Connecting Link Arm
6	086504-01-000	EA	Pivot Shaft Arm
7	068000-02-000	EA	Washer Arm - w/o Nozzles
8	086831-01-700	FT	Hose - Washer
9	067192-02-000	EA	Connecting Link Arm
10	086505-02-000	EA	Pivot Shaft Arm
11	077046-01-000	EA	Acorn Nut
12	086831-01-000	EA	Wiper Arm - 20"
	086831-01-701	EA	Nozzle Hardware Kit - Washer
	102382-01-702	FA	Wiper Control Module

1990 ITASCA
TABLE OF CONTENTS

INTRODUCTION	A-01 - A-02
ABBREVIATIONS	A-03
ALPHABETICAL/GROUP REFERENCE	A-04 - A-06
IC/FM31RQ	A-07 - F-02
IC/FM34RA	F-03 - J-16

1990 IC/FM34RA INDEX

Floor Plan	F-03 - F-04
Accessories Group	F-05 - F-08
Bath Group	F-09 - F-11
Bedroom Group	F-12 - F-15
Chassis Group	F-16 - G-07
Curtain, Cushion & Pad Group	G-08 - G-17
Dinette Group	G-18 - G-20
Driver's Compartment Group	G-21 - H-01
Electrical Group	H-02 - H-06
Exterior Body Group	H-07 - H-15
Galley Group	H-16 - H-20
Heating & Air Conditioning Group	H-21 - H-22
Interior Finish Group	H-23 - H-24
Labels Group	I-01 - I-09
LP Group	I-10
Lounge Group	I-11 - I-14
Sealants & Fasteners Group	I-15 - I-16
Water & Sewage Group	I-17 - I-19
Window, Vent & Exterior Door Group	I-20 - J-16

EXTERIOR BODY GROUP (CONTINUED)

SHEET FIBERGLASS PANEL, ALUMINUM & STYROFOAM

Key	Part Number	U/M	Description
	000868-01-000	SF	Styrofoam - .75" x 24" x 96"
	000870-03-000	SF	Styrofoam - 1 3/4" x 48" x 96"
	000870-05-000	SF	Styrofoam - 50" x 24" x 96"
	083574-01-000	SF	Styrofoam - 1 50" x 24" x 85.25"
	081385-22-000	EA	Panel - Fiberglass - Mende Board - Gray - 78 7/8" x 32.25"
	081385-24-000	EA	Panel - Fiberglass - Mende Board - Gray - 23 62" x 120"
	081385-08-000	EA	Panel - Fiberglass - Mende Board - Gray - 48" x 96"
	044487-01-001	EA	Aluminum - Mill Finish - Roof - 96" x 360"

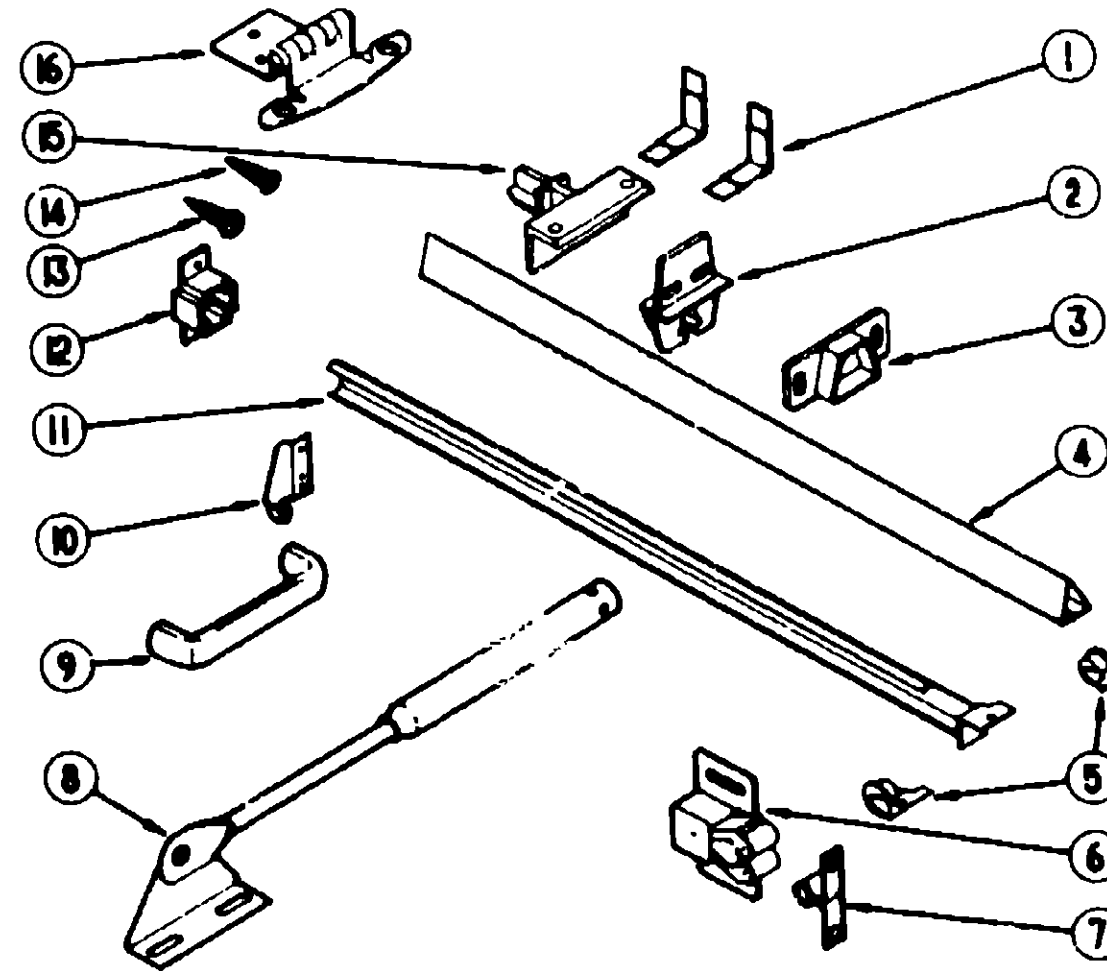
MISCELLANEOUS EXTERNALLY MOUNTED PARTS

Key	Part Number	U/M	Description
	009126-01-000	EA	Assist Handle - Chrome
	009126-02-000	EA	Assist Handle - Black
	087858-03-000	EA	Fill - City Water - Beige - Brass Fittings
	086260-01-000	EA	Mirror Arm - Rear View - Exterior - w/Convex - Passenger
	086260-02-000	EA	Mirror Arm - Rear View - Exterior - w/Convex - Driver
	086260-03-000	EA	Accessory Kit - Rear View Mirror - Exterior
	080861-01-000	EA	Receptacle - Outside - Electric - Gray
	083615-03-000	EA	Door Stop - Plastic - Gray

FRONT HOOD PANEL & HARDWARE

Key	Part Number	U/M	Description
	089768-01-X70	EA	Panel Arm - Hood
	073336-01-000	EA	Bracket - Striker Latch
	073611-01-000	EA	Striker Pin Arm
	073610-01-000	EA	Spring - Striker Pin
	R77006-68-172	EA	Shim Plate
	058753-01-000	EA	Bracket - Hinge Pivot - Left or Right Side
	073339-02-000	EA	Hood Arm - Left or Right Side
	R77006-68-721	EA	Hood Release Cable
	R77006-19-765	EA	Hood Release Sleeve
	R77006-38-493	EA	Spring
	072917-03-000	EA	Prop Rod

GALLEY GROUP



CABINET HARDWARE (DOORS, DRAWERS & CABINETS)

Key	Part Number	U/M	Description
1	037888-02-000	EA	L-Corner Glide (Drawers)
2	037888-03-000	EA	Center Glide (Drawers)
3	037888-05-000	EA	Rail Mounting Bracket - Rear (Drawers)
4	037888-01-000	EA	V-Rail (Drawers)
5	102837-03-000	EA	Nylon Rollers (Set of 2) (Drawers)
6	083588-03-000	EA	Roller Catch
7	083588-04-000	EA	Steel Strike
8	074483-02-000	EA	Door Support
9	088284-01-000	EA	Pull Handle
10	102827-02-000	EA	Rear Roller Bracket (Drawers)
11	102827-05-000	EA	Track (Drawers)
12	102827-04-000	EA	Rear Mounting Bracket (Drawers)
13	000G38-08-10G	EA	Screw - #6 - 18 x .625" POH - Antique Brass - Hinge to Cabinet
14	000G13-08-10G	EA	Screw - #6 - 20 x .625" PFH - Antique Brass - Hinge to Door
15	077888-04-000	EA	Rail Mounting Bracket - Front (Drawers)
16	088777-02-000	EA	Hinge - Burnished Brass
	084488-02-000	EA	Slide Arm - Right (Drawers)
	084488-03-000	EA	Slide Arm - Left (Drawers)
	084488-04-000	EA	Slide Arm - Right (Cabinet)
	084488-05-000	EA	Slide Arm - Left (Cabinet)
	018804-03-000	EA	Angle Support Bracket - 2 1/2"
	077408-02-000	EA	Slide - Plastic - 20 7/8"

1990 ITASCA TABLE OF CONTENTS

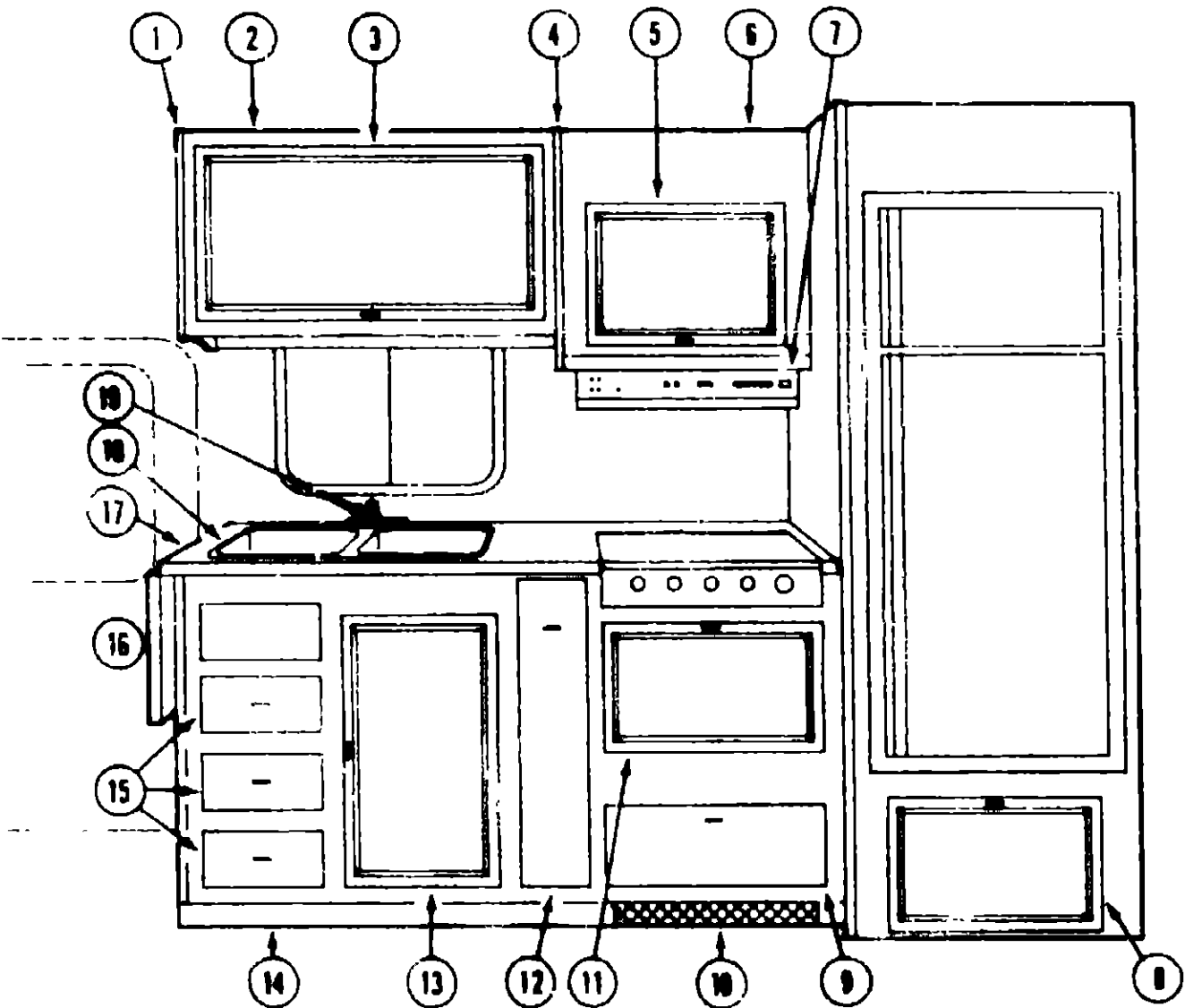
INTRODUCTION	A-01 - A-02
ABBREVIATIONS	A-03
ALPHABETICAL/GROUP REFERENCE	A-04 - A-06
IC/FM31RQ	A-07 - F-02
IC/FM34RA	F-03 - J-16

1990 IC/FM34RA INDEX

Floor Plan	F-03 - F-04
Accessories Group	F-05 - F-06
Bath Group	F-09 - F-11
Bedroom Group	F-12 - F-15
Chassis Group	F-16 - G-07
Curtain, Cushion & Pad Group	G-08 - G-17
Dinette Group	G-18 - G-20
Driver's Compartment Group	G-21 - H-01
Electrical Group	H-02 - H-06
Exterior Body Group	H-07 - H-15
Galley Group	H-16 - H-20
Heating & Air Conditioning Group	H-21 - H-22
Interior Finish Group	H-23 - H-24
Labels Group	I-01 - I-09
LP Group	I-10
Lounge Group	I-11 - I-14
Sealants & Fasteners Group	I-15 - I-16
Water & Sewage Group	I-17 - I-19
Window, Vent & Exterior Door Group	I-20 - J-16

GALLEY GROUP (CONTINUED)

CABINETS



Key	Part Number	U/M	Description
1	099077-02-AB1	EA	End Cap Asm - Galley Overhead Cabinet
2	M99008-01-AE1	EA	Cabinet Asm - Galley Overhead - w/o Doors
3	M99304-17-X73	EA	Door Asm - Galley Overhead - w/o Hardware
4	081320-14-AB1	EA	End Cap Asm - Microwave Cabinet
5	M99304-F4-Y10	EA	Door Asm - Microwave Cabinet - w/o Hardware
6	M04082-05-AE1	EA	Cabinet Asm - Microwave - w/o Door
7	089016-01-01A	EA	Cabinet Brace - RH - Microwave Cabinet
8	089016-02-01A	EA	Cabinet Brace - LH - Microwave Cabinet
9	089083-09-01A	EA	Range Hood w/Monitor Panel (USA)
10	089083-10-01A	EA	Range Hood w/Monitor Panel (CSA)
11	M99304-21-X08	EA	Door Asm - Refrigerator Cabinet - w/o Hardware
12	M78821-28-AB1	EA	Drawer Asm - Galley Cabinet - w/o Hardware
13	072389-38-000	EA	Mesh Insert - Bronze
14	M82184-10-X11	EA	Drawer Asm - Galley Cabinet Pots & Pans - w/o Hardware
15	088470-01-AE1	EA	Door Asm - Pantry - w/o Hardware
16	084487-01-000	EA	Wall Mount Guide - Pantry Door
17	082128-01-000	EA	Slide Asm - Pantry - w/L Bracket
18	075451-01-000	EA	Storage Rack - Canned Goods
19	075451-02-000	EA	Clip - Storage Rack
20	M99304-98-X08	EA	Door Asm - w/o Hardware
21	M04072-02-AE1	EA	Cabinet Asm - Galley - w/Over - w/o Doors or Drawers
22	M04072-01-AE1	EA	Cabinet Asm - Galley - w/Range Top - w/o Doors or Drawers (Option 136)
23	M78821-29-X11	EA	Drawer Asm - Galley Cabinet - w/o Hardware
24	080812-04-AE1	EA	Galley Extension (AE2)
25	080812-04-AE3	EA	Galley Extension
26	088471-12-AE1	EA	Countertop Asm (AE2)
27	088471-12-AE3	EA	Countertop Asm
28	088058-01-000	EA	Hinge - 2" - Brass
29	088049-01-000	EA	Support - Galley Extension
30	083528-01-000	EA	Sink - Double Bowl - Stainless Steel - 25" x 19"
31	084952-01-000	EA	Galley Faucet - Single Control
32	088978-01-000	EA	Clip - Adjustable Shelf (Microwave & Galley Overhead Cabinets)
33	088980-02-000	EA	Plaster - Adjustable Shelf (Microwave & Galley Overhead Cabinets)

**1990 ITASCA
TABLE OF CONTENTS**

INTRODUCTION	A-01 - A-02
ABBREVIATIONS	A-03
ALPHABETICAL/GROUP REFERENCE	A-04 - A-06
IC/FM31RQ	A-07 - F-02
IC/FM34RA	F-03 - J-16

1990 IC/FM34RA INDEX

Floor Plan	F-03 - F-04
Accessories Group	F-05 - F-08
Bath Group	F-09 - F-11
Bedroom Group	F-12 - F-15
Chassis Group	F-16 - G-07
Curtain, Cushion & Pad Group	G-08 - G-17
Dinette Group	G-18 - G-20
Driver's Compartment Group	G-21 - H-01
Electrical Group	H-02 - H-06
Exterior Body Group	H-07 - H-15
Galley Group	H-16 - H-20
Heating & Air Conditioning Group	H-21 - H-22
Interior Finish Group	H-23 - H-24
Labels Group	I-01 - I-09
LP Group	I-10
Lounge Group	I-11 - I-14
Sealants & Fasteners Group	I-15 - I-18
Water & Sewage Group	I-17 - I-19
Window, Vent & Exterior Door Group	I-20 - J-16

GALLEY GROUP (CONTINUED)

APPLIANCES

Key	Part Number	U/M	Description
	098507-02-000	EA	Range w/Large Oven - 4 Burner - Black Trim
	098507-02-700	EA	Pilot Filter
	098507-02-701	EA	Burner Insert - Slotted Vent
	098507-02-702	EA	Vent Deflector
	098507-02-703	EA	Outer Glass
	098507-02-704	EA	Oven Door Panel - Black
	098507-02-705	EA	Left Trim - Black
	098507-02-706	EA	Right Trim - Black
	098507-02-707	EA	Main Top
	085280-03-000	EA	Cover - BI-Fold - Almond
	102020-01-01A	EA	Range w/Large Oven - 4 Burner - Almond Trim
	102020-01-700	EA	Oven Shelf
	102020-01-701	EA	Door Handle
	102020-01-702	EA	Manifold Panel
	102020-01-703	EA	Door Panel - Almond
	102020-01-705	EA	Left Trim
	102020-01-706	EA	Right Trim
	102020-01-708	EA	Burner Assembly - Oven
	102020-01-709	EA	Grate Bumper
	102020-01-710	EA	Pilot Filter
	102020-01-711	EA	Top Grate
	102020-01-712	EA	Knob - Burner Valve
	102020-01-713	EA	Knob - Thermostat
	102020-01-714	EA	Oven Pilot
	102020-01-715	EA	Manifold Pipe
	102020-01-716	EA	Pressure Regulator
	102020-01-717	EA	Thermostat
	102020-01-718	EA	Main Top - Almond
	102020-01-720	EA	Mercury Control Valve
	102020-01-721	EA	Shutoff Valve
	102020-01-722	EA	Top Burner Valve
	102020-01-723	EA	Burner Pilot
	102020-01-724	EA	Main Top Burner
	102021-02-01A	EA	Cover - BI-Fold - Almond
	055516-07-000	EA	Tiedown Bracket - Range w/Large Oven - Left
	055516-08-000	EA	Tiedown Bracket - Range w/Large Oven - Right
	102019-01-01A	EA	Range Top - 4 Burner - Almond w/Almond Trim
	102019-01-700	EA	Right Trim
	102019-01-701	EA	Left Trim
	102019-01-702	EA	Rear Trim
	102021-02-01A	EA	Cover - BI-Fold - Almond
	081587-05-000	EA	Tiedown Bracket - Range Top - Left
	081587-06-000	EA	Tiedown Bracket - Range Top - Right
	091269-03-000	EA	Microwave/Browning Oven - Magic Chef M18-10PB (Option 13B)
	091269-03-700	EA	Outer Door Panel
	091269-03-701	EA	Ceramic Plate - 9 1/2" Round
	091269-03-702	EA	Oven Shelf Clip - White
	091269-03-703	EA	Oven Shelf Clip - Black
	091269-03-704	EA	Window

GALLEY GROUP (CONTINUED)

APPLIANCES (CONTINUED)

Key	Part Number	U/M	Description
	091269-05-000	EA	Microwave Oven - Magic Chef M15E-9F-B (Option 13C)
	094745-01-01A	EA	Trim - Bottom
	094774-03-01A	EA	Trim - Right or Left Side
	094750-01-000	EA	Tiedown Bracket
	094039-04-000	EA	Refrigerator - 2 Way - w/Large Double Door
	094039-08-000	EA	Refrigerator - 2 Way - w/Large Double Door & Ice Maker (Option 21C)
	094039-04-700	EA	PC Board
	094039-04-701	EA	Eyebrow Shelf
	094039-04-702	EA	Power Supply
	094039-01-702	EA	Upper Gasket - Gray
	094039-01-703	EA	Hinge Plate - Left Hand - Brown
	094039-01-705	EA	Upper Door Liner - White/Brown
	094039-01-707	EA	Upper Door Handle Arm - Brown
	094039-01-709	EA	Hinge Plate - Right Hand (Top) - Left Hand (Bottom)
	094039-01-711	EA	Juice Rack - Gray w/Silver Trim
	094039-01-712	EA	Bin Door - Gray w/Silver Trim
	094039-01-713	EA	Lower Door Gasket - Gray
	094039-01-714	EA	Lower Door Liner - White/Brown
	094039-01-716	EA	Lower Door Handle Arm - Brown
	094039-01-718	EA	Milk Bin - Gray w/Silver Trim
	094039-01-719	EA	Dairy Keeper - Gray w/Silver Trim
	094039-01-720	EA	Cabinet Arm - Brown Frame/White Liner
	094039-01-726	EA	Evaporator Shelf
	094039-01-727	EA	Hinge Bracket - Center Hinge - Brown
	094039-01-729	EA	Hinge Pin Shaft - Center Hinge - Brown
	094039-01-731	EA	Crisper - Gray w/Silver Trim
	094039-01-733	EA	Wire Shelf - Middle
	094039-01-734	EA	Wire Shelf - Top - w/Floor
	094039-01-735	EA	Inside Drip Tray - White
	094039-01-738	EA	Manual Ice-Off
	094039-01-736	EA	Cutoff Switch
	094039-01-741	EA	Shelf Tray - Gray Plastic
	094039-07-700	EA	Ice Maker Arm
	094039-07-701	EA	Ice Cube Bin
	094039-07-702	EA	Tall Wire Shelf - Freezer
	094039-07-703	EA	Short Wire Shelf - Freezer
	094039-07-704	EA	Water Fill Valve
	054460-01-000	EA	Level - Refrigerator
	089983-02-000	EA	Baffle - Refrigerator - Back
	089983-03-000	EA	Baffle - Refrigerator - Back
	086225-01-000	EA	Tiedown Plate - Refrigerator
	087544-01-000	EA	Bracket Arm - Tiedown - Refrigerator - Right
	087544-02-000	EA	Bracket Arm - Tiedown - Refrigerator - Left
	039800-01-000	FI	Tubing - Polybutyl - 1/2" OD
	052984-01-000	EA	Nose Cone Adapter - 3/8" or 1/2"
	077064-01-000	EA	Valve - Plastic - 1/2" M x 1/2" M x 1/4" Comp
	091209-01-000	EA	Pipe Cap - 1/2" FPT - Brass Hex
	089983-08-01A	EA	Range Hood - w/Monitor Panel (USA)
	089983-10-01A	EA	Range Hood - w/Monitor Panel (CSA)
	083589-01-000	EA	Sink - Double Bowl - Stainless Steel - 25" x 19"
	084882-01-000	EA	Galley Faucet - Single Control
	082300-01-000	EA	Sink Strainer
	083863-01-A86	EA	Sink Cover
	093153-01-000	EA	Cutting Board - Maple
	083806-01-01A	EA	Towel Rack - Wire - Almond
	072862-01-000	EA	Smoke Detector
	100091-01-01A	EA	Silverware Tray - Almond

1990 ITASCA TABLE OF CONTENTS

INTRODUCTION	A-01 - A-02
ABBREVIATIONS	A-03
ALPHABETICAL/GROUP REFERENCE	A-04 - A-06
IC/FM31RQ	A-07 - F-02
IC/FM34RA	F-03 - J-16

1990 IC/FM34RA INDEX

Floor Plan	F-03 - F-04
Accessories Group	F-05 - F-06
Cath Group	F-09 - F-11
Bedroom Group	F-12 - F-15
Cheese Group	F-16 - G-07
Curtain, Cushion & Pad Group	G-08 - G-17
Duvette Group	G-18 - G-20
Driver's Compartment Group	G-21 - H-01
Electrical Group	H-02 - H-06
Exterior Body Group	H-07 - H-15
Galley Group	H-16 - H-20
Heating & Air Conditioning Group	H-21 - H-22
Interior Finish Group	H-23 - H-24
Labels Group	I-01 - I-09
LP Group	I-10
Lounge Group	I-11 - I-14
Sealants & Fasteners Group	I-15 - I-16
Water & Sewage Group	I-17 - I-19
Window, Vent & Exterior Door Group	I-20 - J-16

HEATING & AIR CONDITIONING GROUP

AUTOMOTIVE HEATER/AIR CONDITIONER

Key	Part Number	U/M	Description
	094831-01-000	EA	Heater/Evaporator Assm. Complete
	094831-01-700	EA	Fresh Air Door
	094831-01-701	EA	Fresh Air Door Rod
	094831-01-702	EA	Plastic Drain Pan
	094831-01-703	EA	Blower Motor
	094831-01-704	EA	Blower Wheel
	094831-01-705	EA	2" OD Vacuum Motor
	094831-01-706	EA	4-Speed Resistor
	094831-01-707	EA	Unit Wiring Harness
	094831-01-708	EA	Unit Vacuum Harness
	094831-01-709	EA	3/16" Rod Clamps
	094831-01-710	EA	3/16" Rod Retainer Ring
	094831-01-711	EA	#10 - 32 Keps Nut
	094831-01-712	EA	#10 - 32 Timmerman's "J" Nut
	094831-01-713	EA	Evaporator Coil
	094831-01-714	EA	Expansion Valve
	094831-01-715	EA	Thermostat
	094831-01-716	EA	Trinary Switch
	094831-01-717	EA	#8 Hose Assm.
	094831-01-718	EA	#10 Hose Assm.
	094831-01-719	EA	#4 - Self Sealing Coil w/O Ring
	094831-01-720	EA	#10 Service Valve
	094831-01-721	EA	#10 O Ring
	094831-01-722	EA	#8 O Ring
	094831-01-723	EA	#6 O Ring
	094831-01-724	EA	#4 O Ring
	094831-01-725	EA	Blend Air Door
	094831-01-726	EA	Blend Air Door Rod
	094831-01-727	EA	Heat Coil
	094831-01-728	EA	Damper Door
	094831-01-729	EA	Damper Door Rod
	094831-01-730	EA	Vacuum Motor
	094831-01-731	EA	2" Hose Adapters
	094831-01-732	EA	Control Housing
	094831-01-733	EA	Control Wiring Harness
	094831-01-734	EA	Light Wiring Harness
	094831-01-735	EA	Control Vacuum Harness
	094831-01-736	EA	Vacuum Switch
	094831-01-737	EA	Blend Air Cable - 72"
	094831-01-738	EA	Cable Clip
	094831-01-739	EA	Unit Cable Clip
	094831-01-740	EA	Auto Relay
	094831-01-741	EA	Louver Assm./Control Panel Trim
	094831-01-742	EA	Condenser Wiring Harness (Chevrolet)
	094831-01-743	EA	Vacuum Canister
	094831-01-744	EA	Water Valve
	094831-01-745	EA	Kazoo Drain Tube
	094831-01-746	EA	Blend Cable Clamp
	094831-05-000	EA	Owner's Manual - Heater/Air Conditioner
	094831-06-000	EA	Service Manual - Heater/Air Conditioner
	094831-04-000	EA	Wiring Assm. - Cooling Fans (1980 Chevrolet)
	101848-01-000	EA	Wiring Assm. - Cooling Fan Adapter (1980 Chevrolet)
	096814-01-000	EA	A/C Compressor Mounting & Door (Ford EFI)
	096814-02-000	EA	A/C Compressor Mounting & Door (Ford EFI II)
	072343-08-000	EA	Compressor w/Clutch (Ford)
	072343-06-000	EA	Compressor w/Clutch (Chevrolet)
	096815-01-000	EA	Condenser Assm. (Ford)
	096815-01-700	EA	Condenser Coil
	096815-01-701	EA	#8 Hose Assm.
	096815-01-702	EA	O Ring
	096815-01-703	EA	#8 Hose
	072342-03-701	EA	Receiver Dryer
	007108-01-000	EA	Hose - Heater - 5/8" ID
	007281-01-000	EA	Hose - Flexible - 2 1/2" ID

HEATING & AIR CONDITIONING GROUP (CONTINUED)

FURNACE

Key	Part Number	U/M	Description
	092300-03-000	EA	Furnace - 34 000 BTU - Suburban NT348
	092300-03-700	EA	Orifice - Main Burner
	092300-03-701	EA	Motor Assm.
	092300-03-702	EA	Housing - Combination Air Assm.
	092300-04-000	EA	Gasket - Fiberglass
	092300-08-000	EA	Vent Kit
	092300-09-000	EA	Front Face - Front Discharge Furnace
	094800-01-02A	EA	Register Grille - Brown
	093385-01-000	EA	Thermostat

ROOF AIR CONDITIONING (OPTIONS 29D, 29F, 29H, 29J)

Key	Part Number	U/M	Description
	093763-01-02A	EA	Air Conditioner - Roof Mount - Gray TSR - Chevrolet (Option 29D, 29F)
	093763-01-702	EA	Overload
	093763-01-703	EA	Impeller - 7" Dia. x 2.8" Wide
	093763-01-704	EA	Fan Capacitor
	093763-01-708	EA	Heat Element
	093763-01-709	EA	Condenser Coil
	093763-01-709	EA	Compressor
	093763-01-710	EA	Single Parts Package
	093763-01-711	EA	Gasket Package
	093763-02-000	EA	Shroud - Gray/Chrysler
	093764-01-000	EA	Ceiling Assm.
	091225-02-000	EA	Air Conditioner - Roof Mount - Super Mach - Ford (Option 29H, 29J)
	091225-01-700	EA	Shroud - Gray
	091225-01-706	EA	Condenser Blower Wheel
	091225-01-708	EA	Compressor
	091225-01-708	EA	Evaporator Blower Wheel
	091225-01-709	EA	Start Relay
	091225-01-710	EA	Start Capacitor
	091225-01-713	EA	Knob
	091225-01-719	EA	Single Parts Package
	091227-01-000	EA	Ceiling Assm.
	092440-01-000	EA	Air Conditioner - Roof Mount - Export 220V 50HZ (Option 29D, 29F)
	092441-01-000	EA	Ceiling Assm.
	098288-02-000	EA	Plastic Connector - 3/8"
	09C971-01-000	EA	Cable Splice
	102288-01-000	EA	Spring
	073837-03-000	EA	Switch - Air Conditioner Selector
	094883-01-000	EA	Label - Air Conditioner Selector Switch

AUXILIARY REAR HEATER W/MOTOR AID (OPTION 811)

Key	Part Number	U/M	Description
	094405-01-000	EA	Heater Assm. - Rear - Ducted
	094405-01-700	EA	Heater Core
	094405-01-701	EA	Fan
	094405-01-702	EA	Motor - 12 Volt Assm.
	098638-02-000	EA	Connector - 4" Duct
	008198-01-000	FT	Duct - Flexible - 4" ID x 25'
	023148-01-000	EA	Clamp - Screw Type - 4"
	094484-05-000	EA	Register - 4" Dia. - Plastic - w/o Damper
	094800-01-02A	EA	Register - Heat - Grill - Brown
	098753-01-000	FT	Tube - Aluminized Steel - 5/8" - 18 Ga.
	008042-01-000	FT	Vinyl Tubing - 85
	092401-04-000	EA	Clamp - Hose - Wormgear - 88 - 1.25
	008380-01-000	EA	Bushing - Rubber - 5/8" x 1 1/2"
	007108-01-000	FT	Hose - Heater - 5/8" - Hi-Temp
	010227-01-000	EA	Tee - Plastic - Barb - 5/8" or 3/4" Hose
	091673-01-000	EA	Clamp - Motor Aid
	097202-02-000	EA	Switch - w/o Knob - 4 Position
	090977-01-000	EA	Knob - Switch - Rotary
	094410-08-000	EA	Decal - Rear Auto Heater
	010329-01-000	EA	Brass Adapter - 1/2" F x 1/2" MPT
	093987-02-000	EA	Plastic Elbow - 1/2" F x 1/2" MPT

1990 ITASCA
TABLE OF CONTENTS

INTRODUCTION	A-01 - A-02
ABBREVIATIONS	A-03
ALPHABETICAL/GROUP REFERENCE	A-04 - A-06
IC/FM31RQ	A-07 - F-02
IC/FM34RA	F-03 - J-16

1990 IC/FM34RA INDEX

Floor Plan	F-03 - F-04
Accessories Group	F-05 - F-08
Bath Group	F-09 - F-11
Bedroom Group	F-12 - F-15
Chassis Group	F-16 - G-07
Curtain, Cushion & Pad Group	G-08 - G-17
Dinette Group	G-18 - G-20
Driver's Compartment Group	G-21 - H-01
Electrical Group	H-02 - H-06
Exterior Body Group	H-07 - H-15
Galley Group	H-16 - H-20
Heating & Air Conditioning Group	H-21 - H-22
Interior Finish Group	H-23 - H-24
Labels Group	I-01 - I-09
LP Group	I-10
Lounge Group	I-11 - I-14
Sealants & Fasteners Group	I-15 - I-16
Water & Sewage Group	I-17 - I-19
Window, Vent & Exterior Door Group	I-20 - J-16

INTERIOR FINISH GROUP

MOLDINGS & TRIMS

Key	Part Number	U/M	Description
	069733-70-000	EA	Batt Strip - Regal Oak
	065264-03-000	FT	Batt Strip - Regal Oak - Tape Adhesive
	065264-26-000	FT	Batt Strip - Pastel - Main Wall - Galley & Dry Bath - Tape Adhesive (AE1, AE2)
	065264-27-000	FT	Batt Strip - Dove - Main Wall - Galley & Dry Bath - Tape Adhesive (AE3)
	066229-04-000	EA	Batt Strip - Ceiling - 1" - Ivory
	068263-42-000	EA	Batt Strip - Pastel - Main Wall - Galley & Dry Bath (AE1, AE2)
	068263-33-000	EA	Batt Strip - Dove - Main Wall - Galley & Dry Bath (AE3)
	068263-19-000	EA	Batt Strip - Bone - Wet Bath
	066229-01-000	EA	Retainer - Ceiling Batt Strip - .75"
	009767-12-000	FT	Wallng - Antique White
	009767-10-000	FT	Wallng - Mahogany
	024700-22-000	EA	Cover - Sidewall Roll Bar - Beige - 15.25"
	024700-24-000	EA	Cover - Sidewall Roll Bar - Beige - 63.6"
	024700-26-000	EA	Cover - Sidewall Roll Bar - Beige - 40"
	009778-07-000	FT	U-Channel - Light Oak - 1"
	070504-01-000	FT	U-Channel - Light Brown - .85"
	070504-06-000	FT	U-Channel - Light Oak - .815"
	009089-17-000	EA	F Molding - Plastic Corner - Outside - 1" - Light Oak
	009812-17-000	EA	F Molding - Plastic Corner - Outside - .5" - Light Oak
	022992-08-000	FT	Molding - Reverse Cove - Champagne White
	042357-11-000	FT	Corner Molding - Radius Plastic - Light Oak
	076325-16-000	FT	Molding - Edge Band - Regal Oak (Dinette)
	078323-06-X14	FT	Cap Molding - Wall
	060176-02-000	FT	Corner Cap - Radius Plastic - Light Oak
	061521-02-007	FT	Molding - 64 Hole Space
	063620-01-000	FT	T Molding - .75" w/Lips - Brown
	062707-01-01A	EA	Molding - Regal Oak - Table Leg
	065746-01-000	FT	J Trim - Carpet - Beige - PVC

PANELING & COUNTERTOP

Key	Part Number	U/M	Description
	074497-10-000	SF	Paneling - Regal Oak - Wall & Cabinets - 48" x 84"
	066272-63-000	SF	Paneling - Pastel - Main Wall - Galley & Bath - 48" x 84" (AE1, AE2)
	066272-62-000	SF	Paneling - Dove - Main Wall - Galley & Bath - 48" x 84" (AE3)
	066272-38-000	SF	Paneling - Bone - Wet bath - 48" x 84"
	074498-24-000	SF	Laminate - Plastic - Regal Oak
	074498-32-000	EA	Laminate - Plastic - Neutral Glace (AE1)
	074498-31-000	SF	Laminate - Plastic - Gray Glace (AE1, AE2)
	069297-01-000	SF	Plywood - Luana - Overlay Grade - 48" x 96"
	000685-34-000	SF	Particle Board - 3/8" One Sided - Regal Oak - 48" x 97"
	000685-35-000	SF	Particle Board - 3/4" One Sided - Regal Oak - 48" x 97"
	000685-36-000	SF	Particle Board - 3/4" Two Sided - Regal Oak - 48" x 97"

INTERIOR FINISH GROUP (CONTINUED)

FABRIC & FLOOR COVERING

Key	Part Number	U/M	Description
	066006-18-000	YD	Fabric - Upholstery - Main - Blue (AE1)
	066006-19-000	YD	Fabric - Upholstery - Main - Mauve (AE2)
	066006-20-000	YD	Fabric - Upholstery - Main - Silver Cream (AE3)
	066006-37-000	YD	Fabric - Upholstery - Pattern Accent - Blue (AE1)
	066006-23-000	YD	Fabric - Upholstery - Pattern Accent - Mauve (AE2)
	066006-28-000	YD	Fabric - Upholstery - Plain - Blue (AE1, AE3)
	066006-30-000	YD	Fabric - Upholstery - Plain - Mauve (AE2)
	072333-70-000	YD	Fabric - Blackout Curtain (AE1)
	072333-71-000	YD	Fabric - Blackout Curtain (AE2)
	072333-72-000	YD	Fabric - Blackout Curtain (AE3)
	066273-41-000	YD	Fabric - Bedspread (AE1, AE2)
	066273-40-000	YD	Fabric - Bedspread (AE3)
	066060-11-000	SY	Carpet (AE1)
	072660-03-000	SY	Carpet (AE2)
	072660-06-000	SY	Carpet (AE3)
	042720-08-000	SY	Vinyl Floor Covering
	063486-01-000	SY	Carpet - Outside Storage Compartments - Charcoal
	075233-03-000	SY	Pad - Carpet - 3/8"
	076660-09-000	YD	Vinyl - Off White
	076660-01-000	YD	Vinyl - Buckskin
	066351-05-000	YD	Vinyl - Headliner - Acoustical

MISCELLANEOUS

Key	Part Number	U/M	Description
	064466-01-000	EA	Fire Extinguisher - IA10BC (USA)
	064466-02-000	EA	Fire Extinguisher - IA10BC (CSA)
	064466-01-700	EA	Holder - Fire Extinguisher
	061075-02-000	EA	Floor Mat - Entrance Door
	061201-02-000	EA	Floor Mat - Front - Drivers Side
	061202-02-000	EA	Floor Mat - Front - Passenger Side
	072652-01-000	EA	Smoke Detector - w/9 Volt Battery

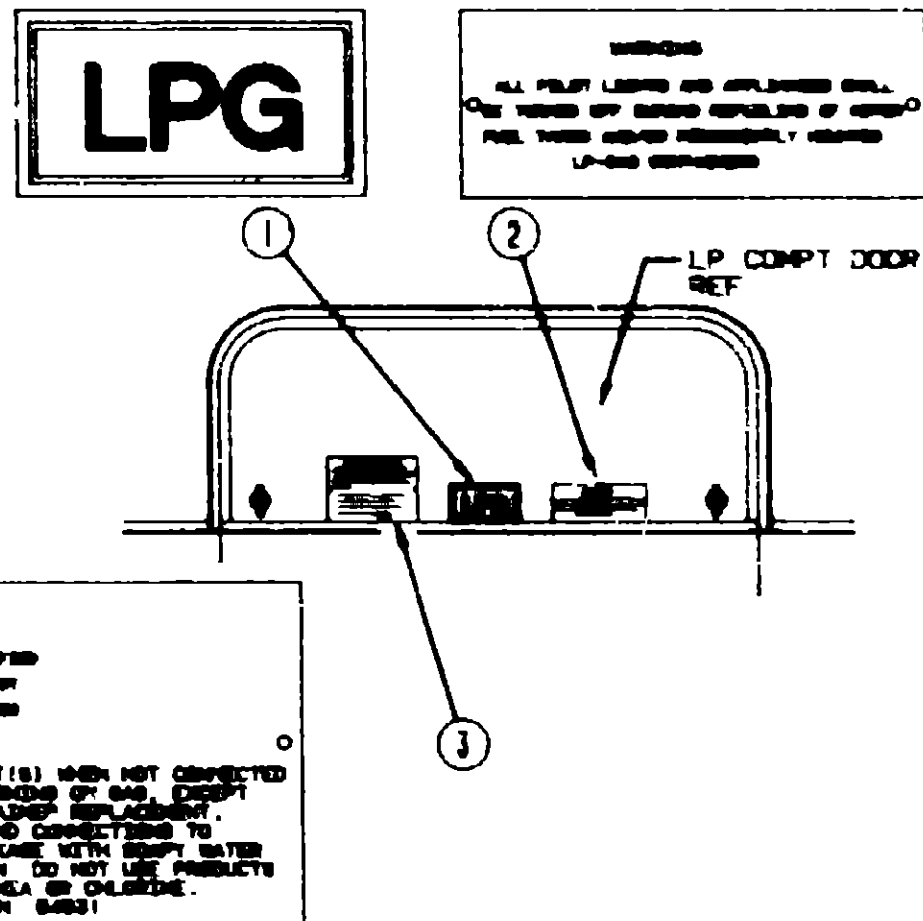
1990 ITASCA TABLE OF CONTENTS

INTRODUCTION	A-01	A-02
ABBREVIATIONS		A-03
ALPHABETICAL/GROUP REFERENCE	A-04	A-06
IC/FM31RQ	A-07	F-02
IC/FM34RA	F-03	J-16

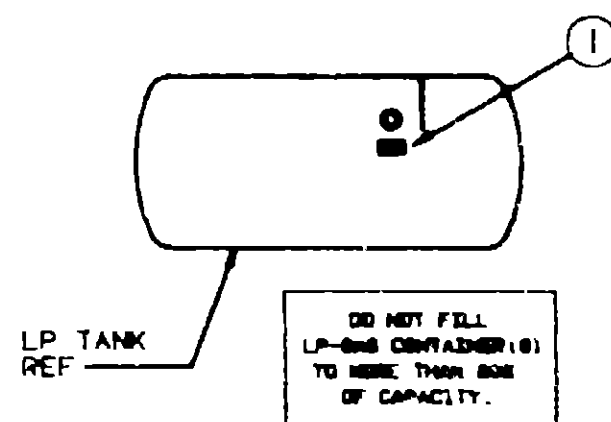
1990 IC/FM34RA INDEX

Floor Plan	F-03	F-04
Accessories Group	F-05	F-06
Bath Group	F-09	F-11
Bedroom Group	F-12	F-15
Chassis Group	F-16	G-07
Curtain, Cushion & Pad Group	G-06	G-17
Dinette Group	G-18	G-20
Driver's Compartment Group	G-21	H-01
Electrical Group	H-02	H-06
Exterior Body Group	H-07	H-15
Galley Group	H-16	H-20
Heating & Air Conditioning Group	H-21	H-22
Interior Finish Group	H-23	H-24
Labels Group	I-01	I-06
LP Group		I-10
Lounge Group	I-11	I-14
Sealants & Fasteners Group	I-15	I-16
Water & Sewage Group	I-17	I-19
Window, Vent & Exterior Door Group	I-20	J-16

LABELS GROUP

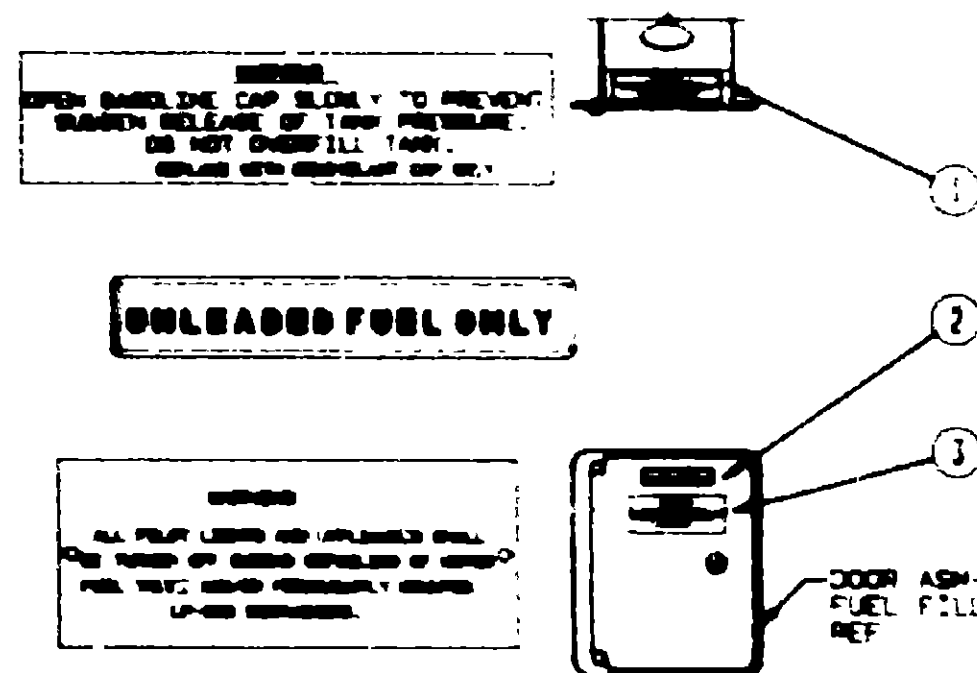


Key	Part Number	U/M	Description
1	074559-01-000	EA	Label - 'LPG' (California Code)
2	006040-01-000	EA	Tag - Gas Refueling Warning (USA)
2	006040-02-000	EA	Tag - Gas Refueling Warning (CSA)
3	054531-01-000	EA	Label - LP Gas Only (USA)
3	023769-01-000	EA	Label - LP Gas Only (CSA)

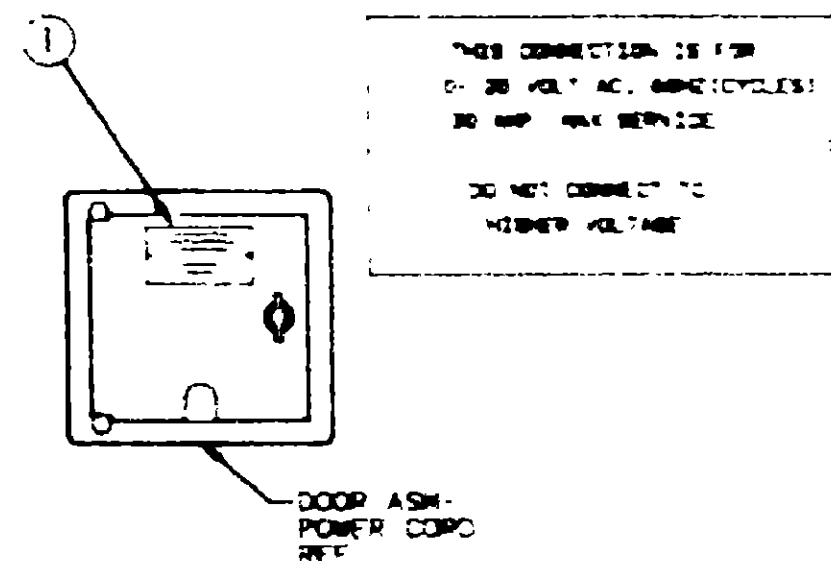


Key	Part Number	U/M	Description
1	079965-01-000	EA	Label - LPG - 80% Capacity

LABELS GROUP (CONTINUED)



Key	Part Number	U/M	Description
1	087207-05-000	EA	Label - Fuel Cap Removal (GM 15611763)
2	082043-01-000	EA	Label - Unleaded Fuel
3	006040-01-000	EA	Tag - Gas Refueling Warning (USA)
3	006040-02-000	EA	Tag - Gas Refueling Warning (CSA)



Key	Part Number	U/M	Description
1	008082-01-000	EA	Tag - Electrical - 110 Volt Connection

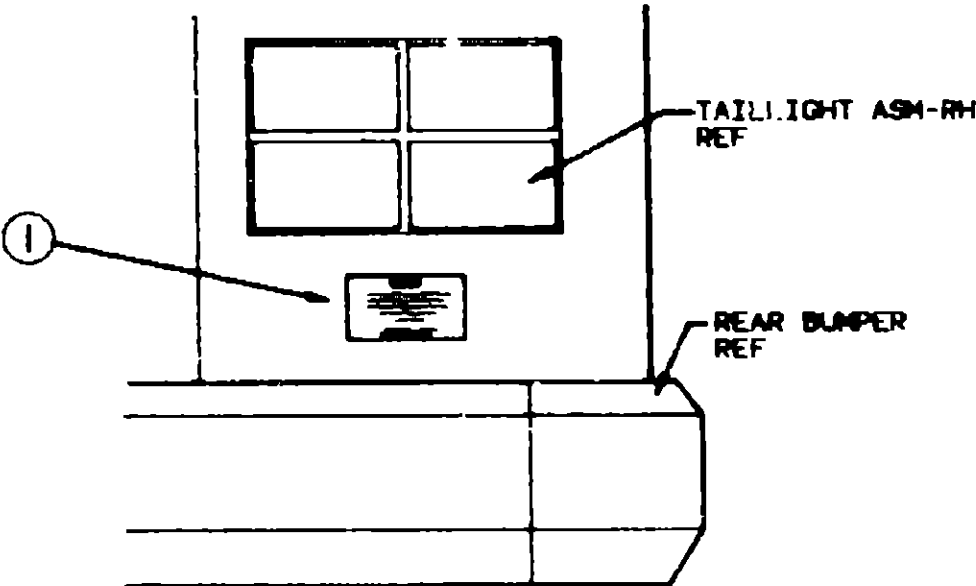
1990 ITABCA TABLE OF CONTENTS

INTRODUCTION	A-01 - A-02
ABBREVIATIONS	A-03
ALPHABETICAL/GROUP REFERENCE	A-04 - A-06
IC/FM3110	A-07 - F-02
IC/FM34RA	F-03 - J-16

1990 IC/FM34RA INDEX

Floor Plan	F-03	F-04
Accessories Group	F-05	F-08
Bath Group	F-09	F-11
Bedroom Group	F-12	F-15
Chester Group	F-16	G-07
Curtain, Cushion & Pad Gr. 10	G-08	G-17
Dinette Group	G-18	G-20
Driver's Compartment Group	G-21	H-01
Electrical Group	H-02	H-06
Exterior Body Group	H-07	H-15
Garage Group	H-16	H-20
Heating & Air Conditioning Group	H-21	H-22
Interior Finish Group	H-23	H-24
Labels Group	I-01	I-09
LP Group	I-10	I-10
Lounge Group	I-11	I-14
Sealants & Fasteners Group	I-15	I-16
Water & Sewage Group	I-17	I-19
Window, Vent & Exterior Door Group	I-21	J-16

LABELS GROUP (CONTINUED)



TAIL LIGHT ASM-RH
REF

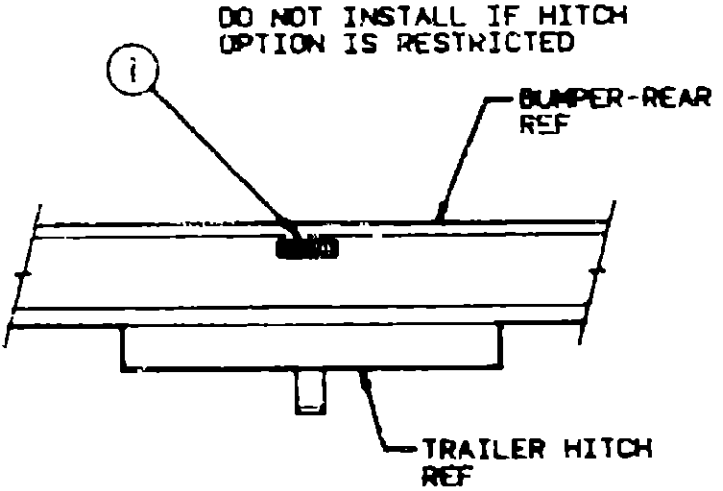
REAR BUMPER
REF

WARNING

DO NOT EXCEED THE VEHICLE WEIGHT RATINGS
OR LOADING RECOMMENDATIONS (E.G., GROSS
VEHICLE, GROSS AXLE, GROSS COMBINED) OF
THE CHASSIS MANUFACTURER OR
WINNEBAGO INC.

REFER TO YOUR OWNERS MANUAL,
BEFORE LOADING OR TOWING.

Key	Part Number	U/M	Description
1	075220-01-000	EA	Label - Exterior Load Warning



BUMPER-REAR
REF

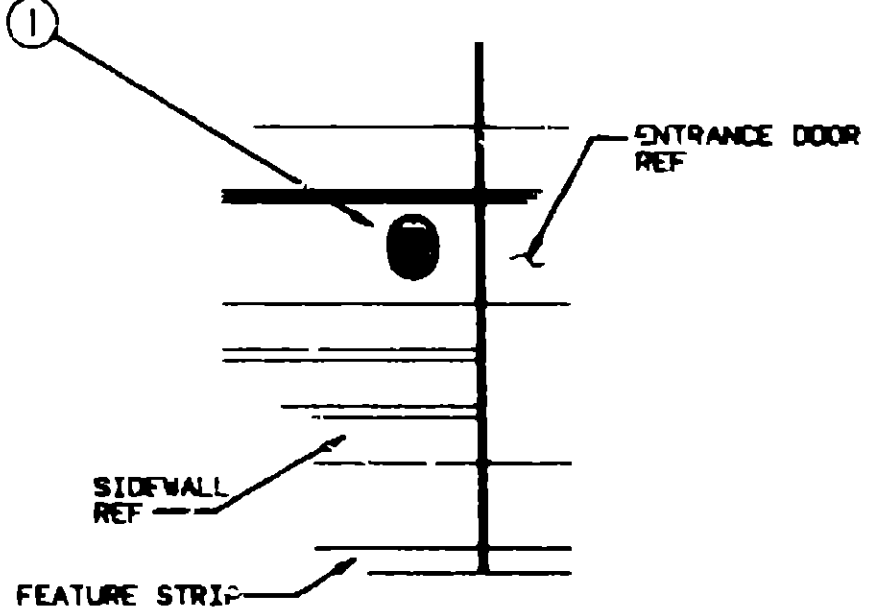

TRAILER HITCH
REF

TOWING CAPACITY

TOWED VEHICLE 3000 LB. GROSS MAXIMUM
HITCH BALL 200 LB. MAXIMUM

Key	Part Number	U/M	Description
1	075221-03-000	EA	Label - Towing Capacity

LABELS GROUP (CONTINUED)



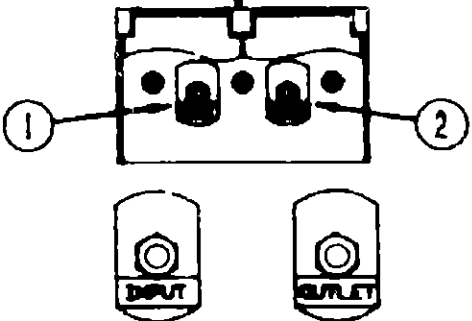
ENTRANCE DOOR
REF

SIDEWALL
REF

FEATURE STRIP

Key	Part Number	U/M	Description
	008019-01-000	EA	Tag - RVIA Approved - Plastic

TV OUTSIDE
JACK REF



Key	Part Number	U/M	Description
1	087236-01-000	EA	Label - Cable Inpu.
2	087236-02-000	EA	Label - TV Outlet

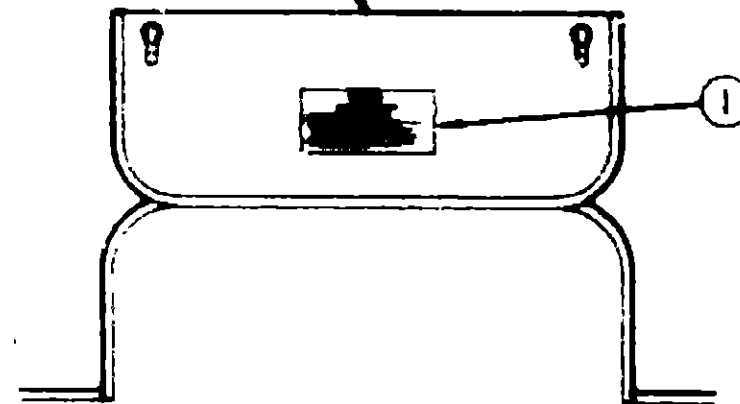
**1990 ITASCA
TABLE OF CONTENTS**

INTRODUCTION	A-01 - A-02
ABBREVIATIONS	A-03
ALPHABETICAL/GROUP REFERENCE	A-04 - A-06
IC/FM31RD	A-07 - F-02
IC/FM34RA	F-03 - J-16

1990 IC/FM34RA INDEX

Floor Plan	F-03 - F-04
Accessories Group	F-05 - F-08
Bath Group	F-09 - F-11
Bedroom Group	F-12 - F-15
Chassis Group	F-16 - G-07
Curtain, Cushion & Pad Group	G-08 - G-17
Dinette Group	G-18 - C-20
Driver's Compartment Group	G-21 - H-01
Electrical Group	H-02 - H-06
Exterior Entry Group	H-07 - H-15
Galley Group	H-16 - H-20
Heating & Air Conditioning Group	H-21 - H-22
Interior Finish Group	H-23 - H-24
Labels Group	I-01 - I-09
LP Group	I-10
Lounge Group	I-11 - I-14
Sealants & Fasteners Group	I-15 - I-16
Water & Sewage Group	I-17 - I-19
Window Vent & Exterior Door Group	I-20 - J-16

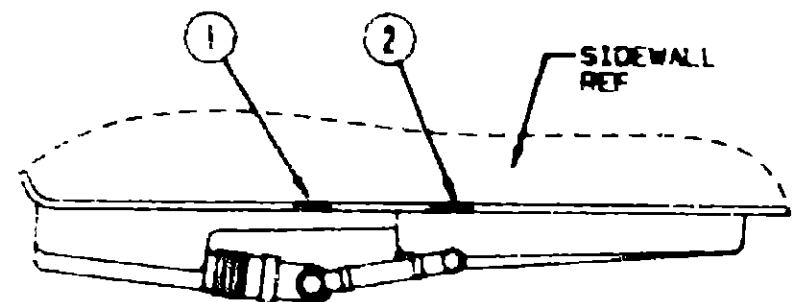
GENERATOR COMP
DOOR REF



UNITED STATES A DISTRICT COURT

[illegible]

Key	Part Number	UOM	Description
1	077510-01-000	EA	Label - Generator Prep

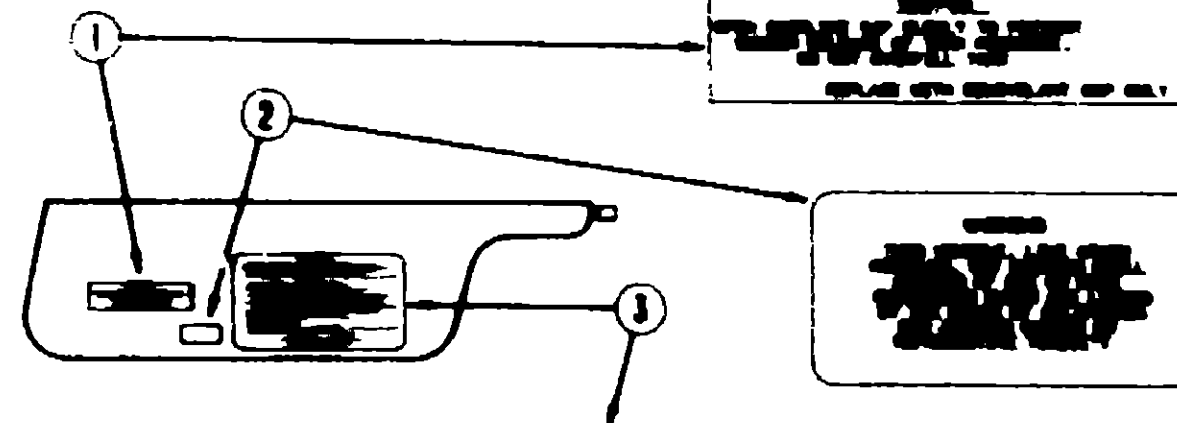


SEWAGE

WASTE WATER

Key	Part Number	U/M	Description
1	006167-01-000	EA	Label - Sewage
2	006168-01-000	EA	Label - Waste Water

SECRET
U.S. AIR FORCE
OFFICE OF THE SECRETARY
WASHINGTON, D.C.



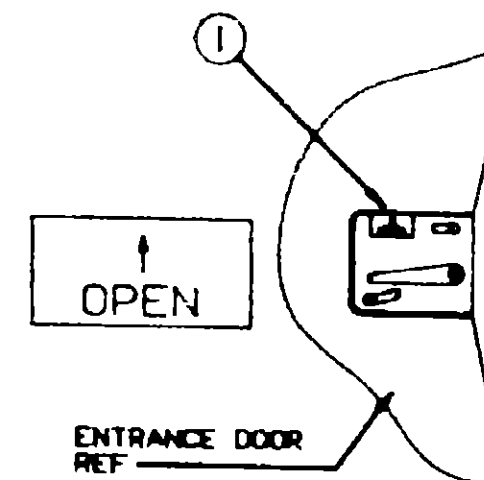
Abstract

THE ABOVE WAS THE ONLY MESSAGE. CONFIDENTIAL AND THERE ARE NO OTHERS FOR THE
REPRODUCTION OF IT'S CONTENTS. IN CONSIDERING THE FACTS OF THE FOLLOWING STATE TWO FOR
THE SAFETY AND T-1 SAFETY OF THE FOLLOWING STATE CHARTER THE ABOVE

1. **UP AND START-** TURN OFF AT THIS FOR TRAVELING, TURN FOR LEAVE OPEN SIGNAL AT DEPARTURE, CLOSE LEAVING SIGNAL.
2. **GOING-** DEPART FOR HOME AND OPEN L&B SIGNAL FOR FORWARD.
3. **TURN-** DEPART FOR HOME AND HOME AND OPEN FOR REVERSE AND FORWARD.
4. **LEAVING-** TURN FOR HOME SIGNALS OF ALL SIGNALS AND SIGNALS LEAVE SIGNALS OPEN LEAVE, FORWARD, TURN, LEAVE, HOME LEAVE, FORWARD LEAVE AND TURN SIGNALS.
5. **STOP-** DEPART SIGNALS SIGNALS IN FORWARD AND STOP, TURN FOR LEAVE IN HOME FORWARD STOP FOR HOME OF FORWARD AND FORWARD SIGNALS AND TO THE HOME SIGNAL OF STOP.
6. **STOP SIGNAL-** SIGNAL SIGNALS TO FORWARD STOP AND HOME USE OF STOP SIGNAL.
7. **APPROACH-** TURN OFF AND LEAVE IN LEAVE SIGNAL OPEN FORWARD.
8. **LEAVE FORWARD-** STOP SIGNALS.
9. **STAY SIGNAL LEAVE-** FORWARD ALL SIGNALS, STOP AND LEAVE LEAVE AND HOME SIGNALS.
10. **FORWARD SIGNAL STOP-** LEAVE IN FORWARD SIGNALS FOR FORWARD.

THIS CASE CONCERNS THE AIR CARRIER CONTRACT OF CARRIAGE, FOR PASSENGER TRANSPORTATION

Key	Part Number	Unit	Description
1	087207-05-000	EA	Label - Fuel Cap Removal
2	088000-01-000	EA	Label - Warning - Cancer/Toxicity (California Code)
3	050250-01-000	EA	Label - Safety Check List



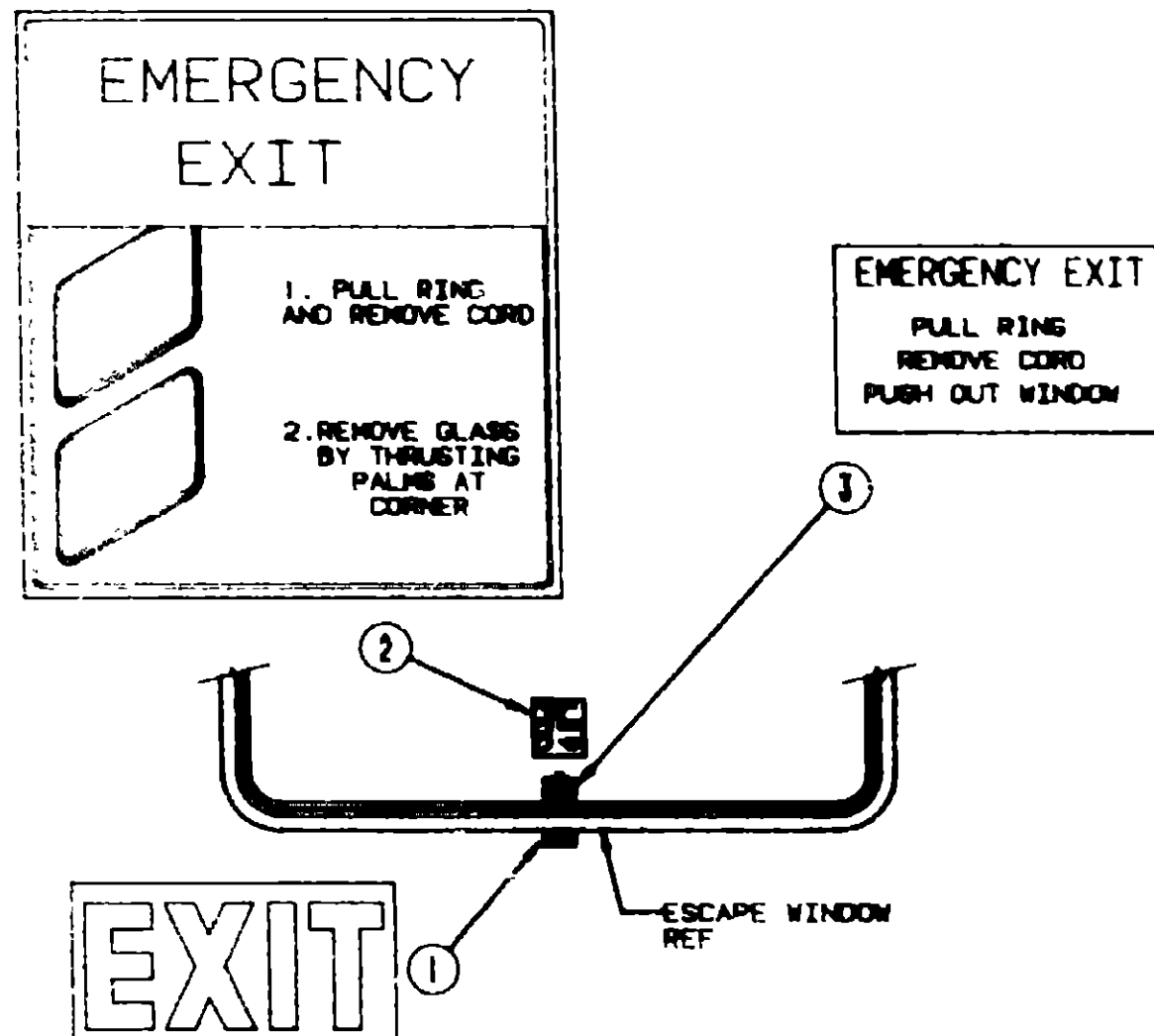
Key	Part Number	UOM	Description
1	040944-01-000	EA	Label - Open

INTRODUCTION	A-01 - A-02
ABBREVIATIONS	A-03
ALPHABETICAL GROUP REFERENCE	A-04 - A-06
ICAFQ31RQ	A-07 - F-02
ICAFQ3RA	F-03 - J 16

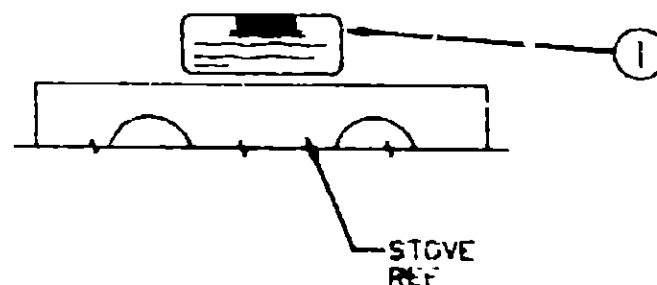
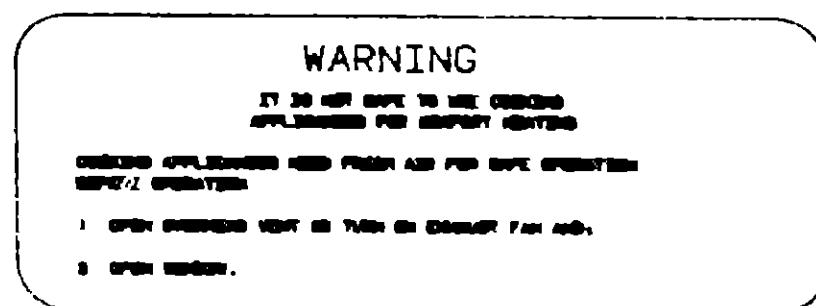
1990 IC/FM34RA INDEX

Floor Plan	F-03 - F-04
Accessories Group	F-05 - F-08
Bath Group	F-09 - F-11
Bedroom Group	F-12 - F-15
Closets Group	F-16 - G-07
Curtain, Cushion & Pad Group	G-08 - G-17
Dinette Group	G-18 - G-20
Driver's Compartment Group	G-21 - H-01
Electrical Group	H-02 - H-06
Exterior Body Group	H-07 - H-15
Galley Group	H-16 - H-20
Heating & Air Conditioning Group	H-21 - H-22
Interior Finish Group	H-23 - H-24
Labels Group	I-01 - I-09
LP Group	I-10
Lounge Group	I-11 - I-14
Seats & Fasteners Group	I-15 - I-16
Water & Sewage Group	I-17 - I-19
Window Vent & Exterior Door Group	I-20 - J-16

LABELS GROUP (CONTINUED)

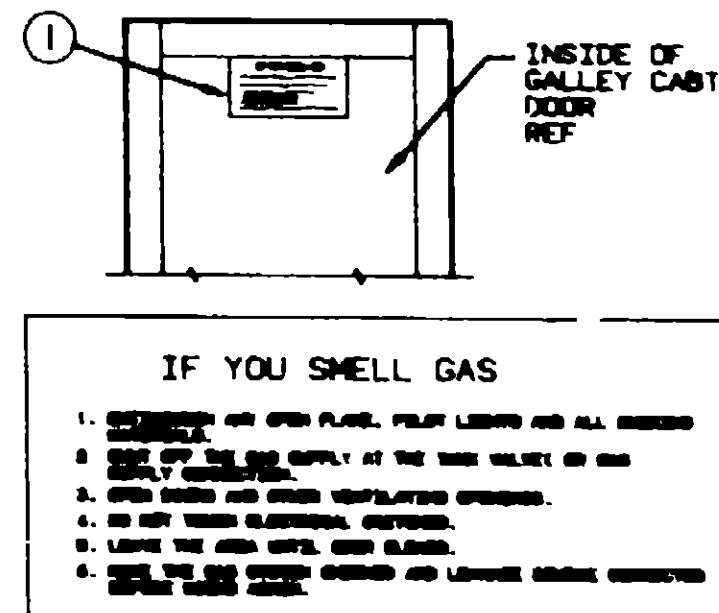


Key	Part Number	U/M	Description
1	039290-01-000	EA	Label - Warning - Exit
2	047731-01-000	EA	Label - Emergency Exit
3	006199-01-000	EA	Label - Exit - Escape Window

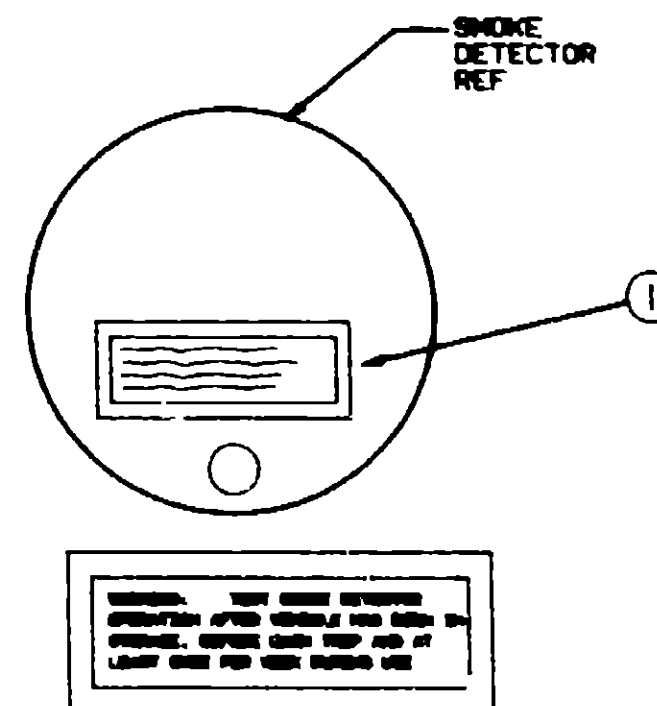


Key	Part Number	U/M	Description
1	050225-01-000	EA	Label - Warning - Stove Vent (USA)
1	050222-01-000	EA	Label - Warning - Stove Vent (CSA)

LABELS GROUP (CONTINUED)



Key	Part Number	U/M	Description
1	073908-01-00	EA	Label - LP Gas Odor Warning



Key	Part Number	U/M	Description
1	077958-01-000	EA	Label - Warning - Smoke Detector

1990 ITASCA TABLE OF CONTENTS

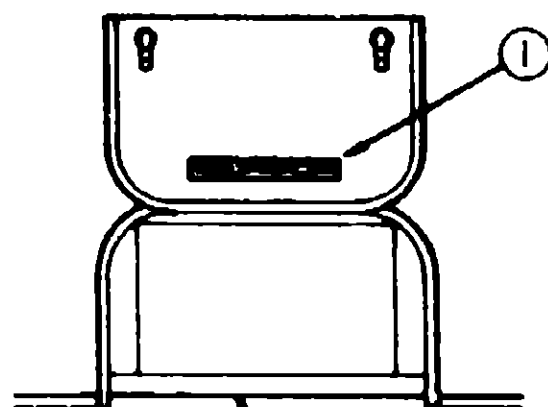
INTRODUCTION	A-01 - A-02
ABBREVIATIONS	A-03
ALPHABETICAL/GROUP REFERENCE	A-04 - A-06
IC/FM31RD	A-07 - F-02
IC/FM34RA	F-03 - J-16

1990 IC/FM34RA INDEX

Floor Plan	F-03 - F-04
Accessories Group	F-05 - F-08
Bath Group	F-09 - F-11
Bedroom Group	F-12 - F-15
Cheese Group	F-16 - G-07
Curtain, Cushion & Pad Group	G-08 - G-17
Dinette Group	G-18 - G-20
Driver's Compartment Group	G-21 - H-01
Electrical Group	H-02 - H-08
Exterior Body Group	H-07 - H-15
Galley Group	H-16 - H-20
Heating & Air Conditioning Group	H-21 - H-22
Interior Finish Group	H-23 - H-24
Labels Group	I-01 - I-09
LP Group	I-10
Lounge Group	I-11 - I-14
Sealants & Fasteners Group	I-15 - I-16
Water & Sewage Group	I-17 - I-19
Window, Vent & Exterior Door Group	I-20 - J-16

LABELS GROUP (CONTINUED)

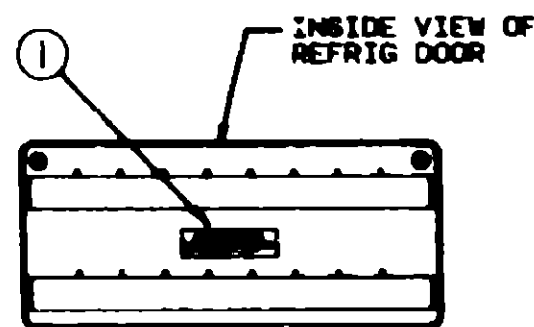
WARNING DISCONNECT BATTERIES BEFORE
CONNECTING EXTERNAL CHARGING EQUIPMENT.



BATTERY COMPARTMENT
REF

Key Part Number
1 065748-01-000

U/M Description
EA Label - Caution - Battery Charging



INSIDE VIEW OF
REFRIG DOOR

CAUTION: THIS KIT IS NOT TO BE
USED IN THE FIELD.
THIS VENTILATION KIT MUST BE INSTALLED
AND USED WITHOUT MODIFICATION.

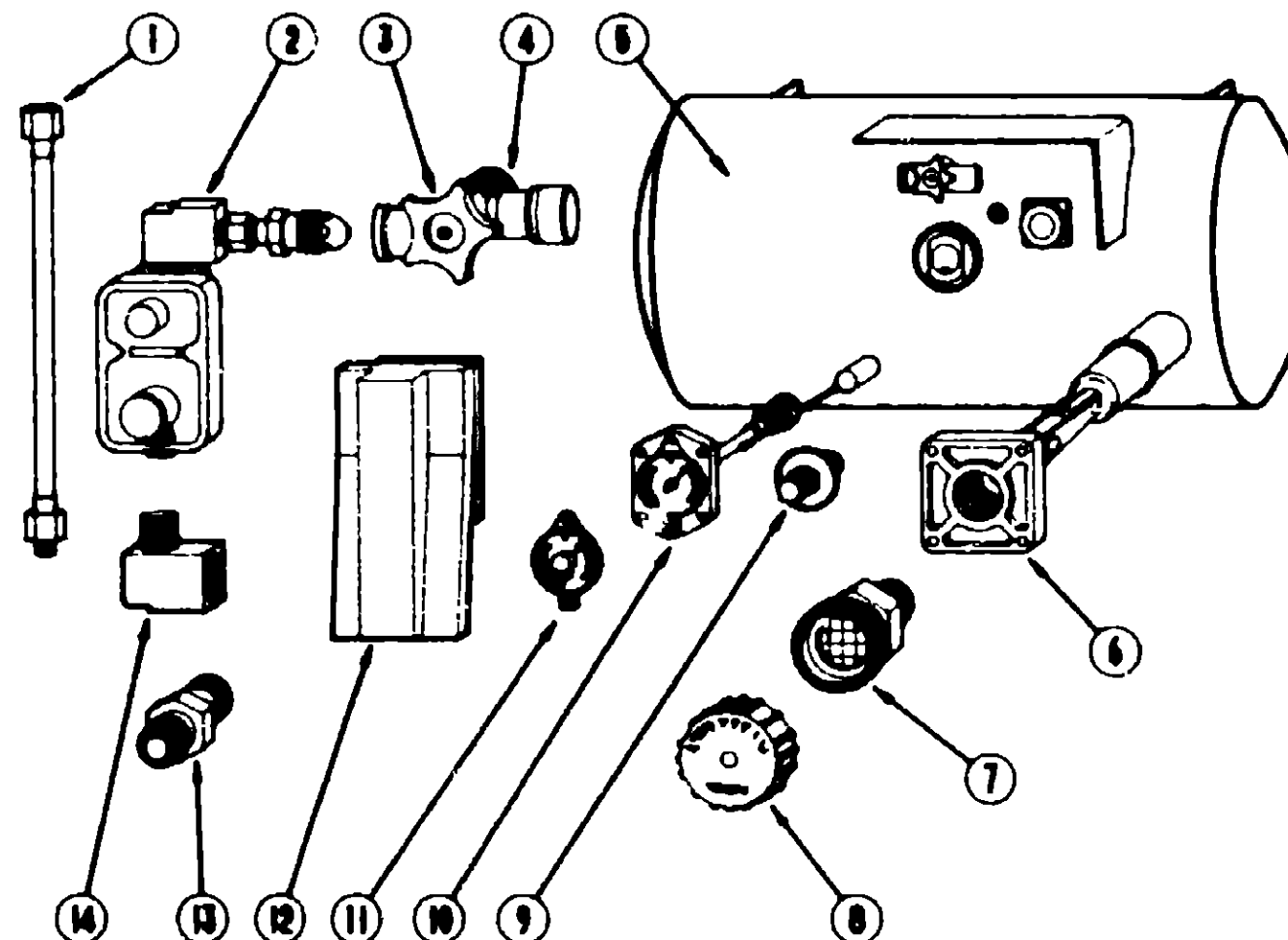
Key Part Number
1 070905-02-000

U/M Description
EA Label - Refrigerator Combustion Air

Key Part Number
006064-01-000
006064-02-000
035709-01-000
074983-01-000
091224-02-000
091243-01-000
099509-01-000

U/M Description
EA Label - Seat w/o Seat Belt (USA)
EA Label - Seat w/o Seat Belt (CSA)
EA Label - Warning - No Storage
EA Label - Air Conditioner Selector Switch
EA Label - Trailer Lighting
EA Label - Air Conditioner Cover
EA Label - Awning Installation

LP GROUP



Key	Part Number	U/M	Description
1	045703-01-000	EA	Hose Arm - LP - 3/8" ID x 24" (USA)
1	045703-02-000	EA	Hose Arm - LP - 3/8" ID x 24" (CSA)
2	076301-01-000	EA	Regulator - Two Stage
3	040421-01-708	EA	Handwheel - Service Valve
4	040421-01-703	EA	Service Valve - Vapor Relief
5	088253-03-000	EA	LP Tank - 100 Pound - 18" Dia x 36"
6	040421-01-711	EA	Inner Tank Valve - 80% Fill
7	040421-01-701	EA	Fill Valve
8	040421-01-702	EA	Fill Valve Cap
9	040421-01-700	EA	Liquid Level Gauge
10	040421-01-707	EA	Float Gauge
11	040440-02-000	EA	Deal - Visible Face - Float Gauge (w/Electric Transmitter)
12	081938-01-000	EA	Cover - LP Regulator
13	010328-01-000	EA	Adapter - Brass - 1/2" F x 1/2" MPT
14	085318-02-000	EA	Elbow - Brass - 90° - 3/8" MPT x 3/8" FPT
	085741-01-000	EA	Gauge - Diaphragm Pressure - Test Leak (Manometer)
	010844-01-000	FT	Pipe - Black Steel - 1/2" ID
	010515-01-000	EA	Elbow - Black Steel - 1/2" ID x 90°
	010538-01-000	EA	Tee - Black Steel - 1/2" ID
	010589-01-000	EA	Nipple - Black Steel - 1/2" ID x 1 1/2" Long
	067042-01-000	EA	Cross - Black Steel - 1/2" ID
	083380-01-000	EA	Coupler - Black Steel - 1/2" ID to 3/8" ID
	010473-01-003	FT	Copper Tubing - 3/8" OD
	010474-01-000	EA	Copper Tubing - 1/2" OD
	010271-01-000	EA	Elbow - Brass - 90° - 1/2" F x 1/2" MPT
	010377-02-000	EA	Nut - Brass - 3/8" F
	010380-02-000	EA	Nut - Brass - 1/2" F
	008042-01-000	FT	Vinyl Tubing - 65" ID
	016188-03-000	EA	Grommet - 3/8" - 2 5" Long
	016188-04-000	EA	Grommet - 1/2" - 2 5" Long
	016188-05-000	EA	Grommet - 3/8" - 1 25" Long

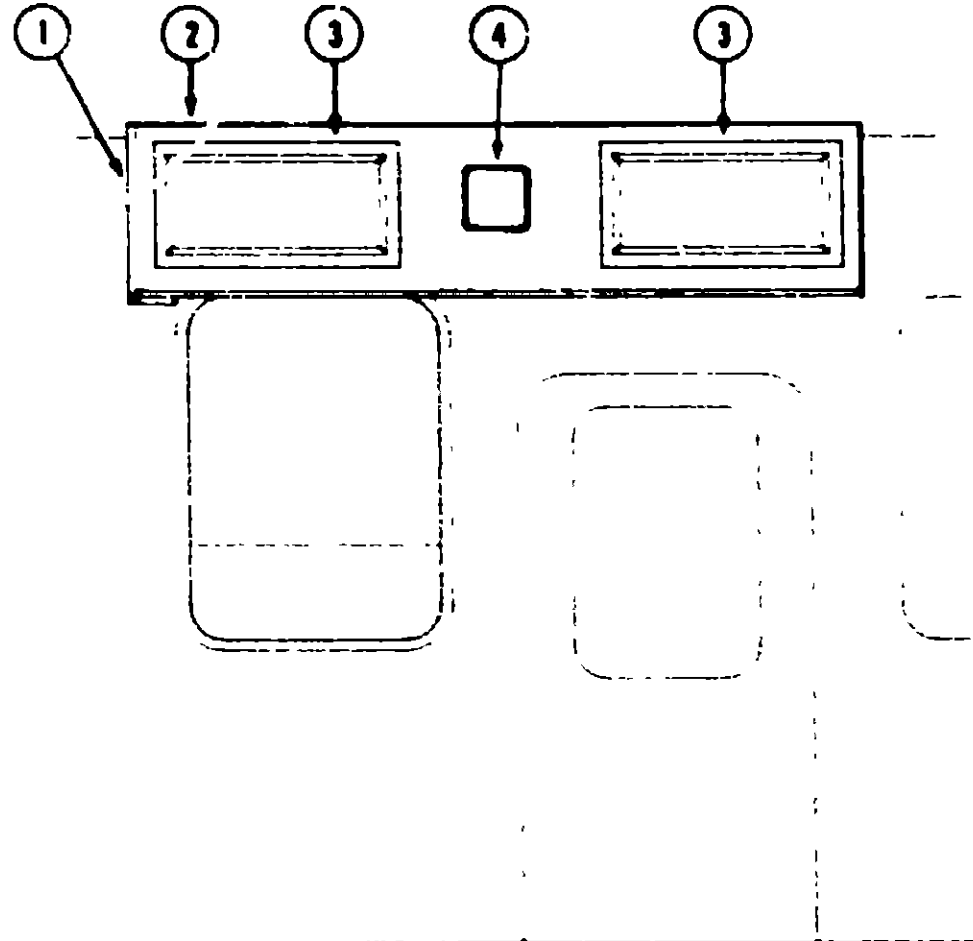
1980 ITASCA TABLE OF CONTENTS

INTRODUCTION	A-01 - A-02
ABBREVIATIONS	A-03
ALPHABETICAL/GROUP REFERENCE	A-04 - A-08
IC/FM31RQ	A-07 - F-02
IC/FM34RA	F-03 - J-16

1980 IC/FM34RA INDEX

Floor Plan	F-03 - F-04
Accessories Group	F-05 - F-08
Bath Group	F-09 - F-11
Bedroom Group	F-12 - F-15
Chester Group	F-16 - G-07
Curtain, Cushion & Pad Group	G-08 - G-17
Dinette Group	G-18 - G-20
Driver's Compartment Group	G-21 - H-01
Electrical Group	H-02 - H-06
Exterior Body Group	H-07 - H-15
Galley Group	H-16 - H-20
Heating & Air Conditioning Group	H-21 - H-22
Interior Finish Group	H-23 - H-24
Labels Group	I-01 - I-09
LP Group	I-10
Lounge Group	I-11 - I-14
Sealants & Fasteners Group	I-15 - I-16
Water & Sewage Group	I-17 - I-19
Window, Vent & Exterior Door Group	I-20 - J-16

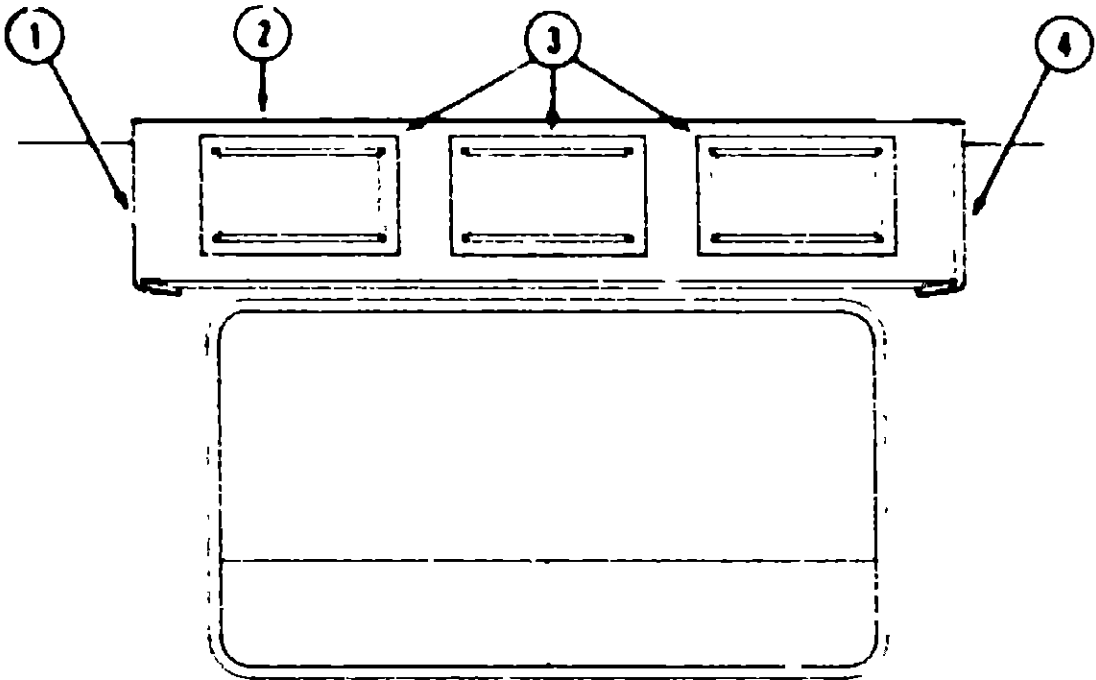
LOUNGE GROUP



OVERHEAD CABINETRY - PASSENGER SIDE LOUNGE

Key	Part Number	U/M	Description
1	097048-01-AB1	EA	End Cap Arm - Overhead Cabinet
2	M99234-01-AE1	EA	Cabinet Arm - Overhead - w/o Doors
3	M88304-16-X23	EA	Door Arm - Overhead Cabinet - w/o Hardware
4	074979-01-000	EA	Speaker Cover
	048394-02-000	YD	Velcro Tape - Loop
	048395-02-000	YD	Velcro Tape - Hook

LOUNGE GROUP (CONTINUED)



OVERHEAD CABINETRY - DRIVER SIDE LOUNGE

Key	Part Number	U/M	Description
1	081325-04-W30	EA	End Cap Arm - Overhead Cabinet - Left
2	M81550-33-AE1	EA	Cabinet Arm - Overhead - w/o Door or Hardware
3	M88304-16-X23	EA	Door Arm - Overhead - w/o Hardware
4	081325-03-W30	EA	End Cap Arm - Overhead Cabinet - Right

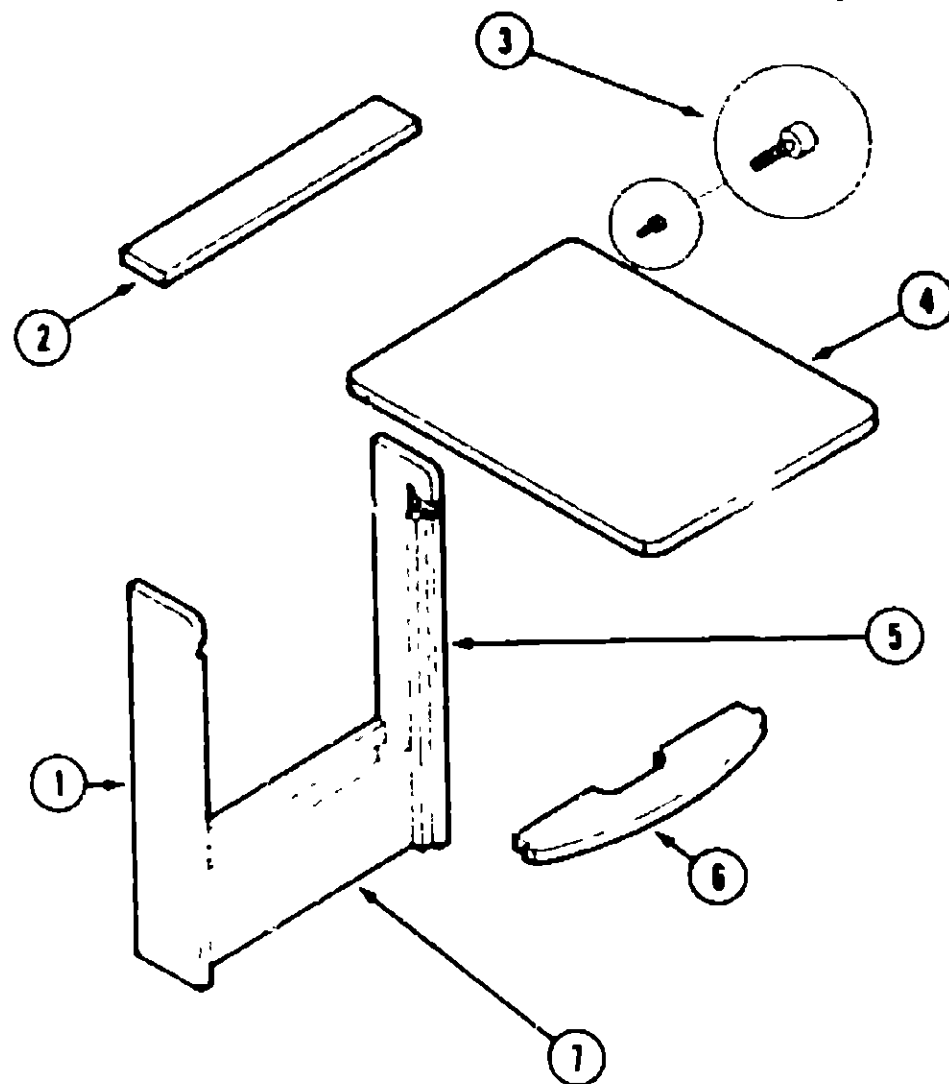
**1999 ITASCA
TABLE OF CONTENTS**

INTRODUCTION	A-01 - A-02
ABBREVIATIONS	A-03
ALPHABETICAL/GROUP REFERENCE	A-04 - A-06
IC/FM31RQ	A-07 - F-02
IC/FM34RA	F-03 - J-16

1999 IC/FM34RA INDEX

Floor Plan	F-03 - F-04
Accessories Group	F-05 - F-06
Bath Group	F-09 - F-11
Bedroom Group	F-12 - F-15
Cheese Group	F-16 - G-07
Curtain, Cushion & Pad Group	G-08 - G-17
Dinette Group	G-18 - G-20
Driver's Compartment Group	G-21 - H-01
Electrical Group	H-02 - H-06
Exterior Body Group	H-07 - H-15
Galley Group	H-16 - H-20
Heating & Air Conditioning Group	H-21 - H-22
Interior Finish Group	H-23 - H-24
Labels Group	I-01 - I-09
LP Group	I-10
Lounge Group	I-11 - I-14
Sealants & Fasteners Group	I-15 - I-16
Water & Sewage Group	I-17 - I-19
Window, Vent & Exterior Door Group	I-20 - J-16

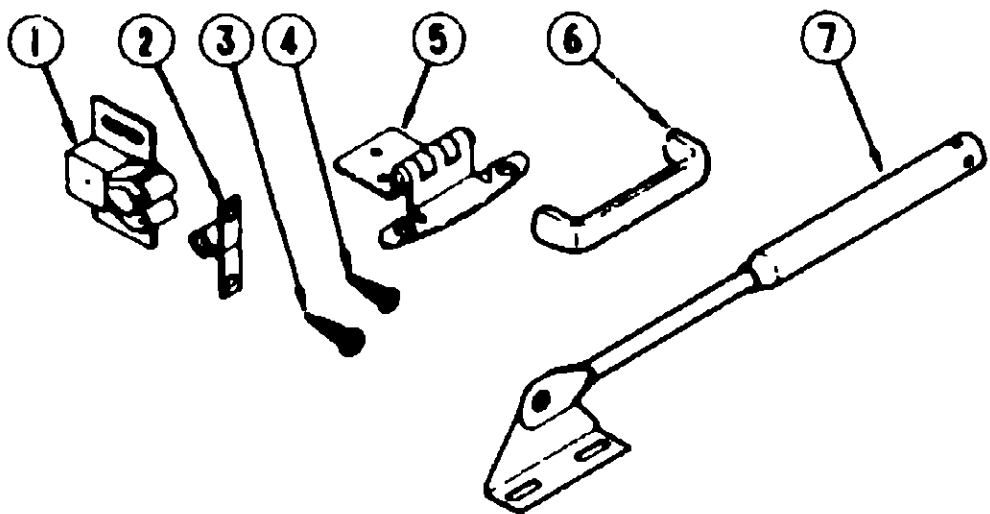
LOUNGE GROUP (CONTINUED)



PULLOUT TABLE

Key	Part Number	U/M	Description
1	096873-14-AB1	EA	Table Cabinet End - Left
2	096873-15-AB6	EA	Table Cabinet Top
3	079921-01-000	EA	Nylon Roller w/Shaft
4	096873-11-B05	EA	Pullout Table
	080736-01-000	EA	Table Pull
5	096873-13-AB1	EA	Table Cabinet End - Right
6	096873-12-AB6	EA	Shelf
7	096873-16-AB6	EA	Table Cabinet Front - Bottom

LOUNGE GROUP (CONTINUED)



CABINET HARDWARE (DOORS & CABINETS)

Key	Part Number	U/M	Description
1	383586-03-000	EA	Roller Catch
2	083586-04-010	EA	Steel Strike
3	000G88-08-10G	EA	Screw - #6 - 18 x .625" POH - Antique Brass - Hinge to Cabinet
4	000G13-08-10L3	EA	Screw - #6 - 20 x .625" PFH - Antique Brass - Hinge in Door
5	058777-02-000	EA	Hinge - Burnished Brass
6	088284-01-000	EA	Pull Handle
7	074483-02-000	EA	Door Support
	081521-02-007	EA	Corner Molding - Aluminum (Plastic Trim Holder)
	042357-17-002	EA	Corner Molding - Radius - Plastic
	083820-01-000	FT	T-Molding 3/4" w/Edge Lips
	018804-03-000	EA	Angle Support Bracket - 2.5"

1990 ITASCA
TABLE OF CONTENTS

INTRODUCTION	A-01 - A-02
ABBREVIATIONS	A-03
ALPHABETICAL/GROUP REFERENCE	A-04 - A-08
IC/FM31RQ	A-07 - F-02
IC/FM34RA	F-03 - J-16

1990 IC/FM34RA INDEX

Floor Plan	F-03 - F-04
Accessories Group	F-05 - F-08
Bath Group	F-09 - F-11
Bedroom Group	F-12 - F-15
Chassis Group	F-16 - G-07
Curtain, Cushion & Pad Group	G-08 - G-17
Dinette Group	G-18 - G-20
Driver's Compartment Group	G-21 - H-01
Electrical Group	H-02 - H-06
Exterior Body Group	H-07 - H-15
Galley Group	H-16 - H-20
Heating & Air Conditioning Group	H-21 - H-22
Interior Finish Group	H-23 - H-24
Labels Group	I-01 - I-09
LP Group	I-10
Lounge Group	I-11 - I-14
Sealants & Fasteners Group	I-15 - I-16
Water & Sewage Group	I-17 - I-19
Window, Vent & Exterior Door Group	I-20 - J-16

SEALANTS & FASTENERS

SCREWS & FASTENERS

Key	Part Number	U/M	Description
	000C13-07-488	EA	Bolt - Hex - 7/16 - 20 x 3 - Zn 5
	000C26-05-208	EA	Bolt - Hex - Ser Flg 5/16 - 18 x 1 1/4" - Zinc
	000D24-10-008	EA	Nut - Hex - Locking - 10-32 - Zn
	000D39-05-008	EA	Nut - Hex - Ser Flg Lk - 5/16 - 18 - Zn
	000D39-08-008	EA	Nut - Hex - Ser Flg Lk - 3/8 - 18 - Zn
	000D39-08-008	EA	Nut - Hex - Ser Flg Lk - 1/2 - 13 - Zn
	000D44-07-008	EA	Nut - Hex - Ser Flg Lk - 7/16 - 20 - Zn
	000E13-11-008	EA	Washer - Flat - 3/16" Wide - Zn
	000G11-08-10J	EA	Screw - 8 - 20 x 5/8 PPH - Brass
	000G11-07-088	EA	Screw - 7 - 18 x 1/2 PPH - Zn
	000G11-08-088	EA	Screw - 8 - 18 x 3/8 PPH - Zn
	000G11-08-128	EA	Screw - 8 - 18 x 3/4 PPH - Zn
	000G11-08-12D	EA	Screw - 8 - 18 x 3/4 PPH - Black
	000G11-08-12P	EA	Screw - 8 - 18 x .75 - Dark Brown
	000G11-08-12R	EA	Screw - 8 - 18 x .75 PPH - Beige
	000G11-08-12S	EA	Screw - 8 - 18 x .75 PPH - Off White
	000G11-08-16S	EA	Screw - 8 - 18 x 1.00 PPH - Off White
	000G11-10-12D	EA	Screw - 10 - 16 x 3/4 PPH - Black
	000G11-10-24P	EA	Screw - 10 - 16 x 1 1/2 PPH - Dark Brown
	000G12-08-12S	EA	Screw - 8 - 18 x .75 PPH - Off White
	000G12-08-16S	EA	Screw - 8 - 18 x 1" PPH - Off White
	000G13-05-088	EA	Screw - 8 - 20 x 1/2 PPH - Zn
	000G13-05-10G	EA	Screw - 8 - 20 x 5/8 PPH - Antique Brass
	000G13-07-128	EA	Screw - 7 - 18 x 3/4 PPH - Zn
	000G13-08-168	EA	Screw - 8 - 18 x 1 PPH - Zn
	000G18-08-128	EA	Screw - Machine - 8 - 32 x 3/4" PPH - Zn
	000G18-08-168	EA	Screw - Machine - 8 - 32 x 1 PPH - Zn
	000G18-08-228	EA	Screw - Machine - 8 - 32 x 1 3/8 PPH - Zn
	000G39-08-088	EA	Screw - SF/DR 8 - 18 x 1/2 PPH - Zn
	000G39-08-08R	EA	Screw - SF/DR 8 - 18 x 1/2 PPH - Beige
	000G39-08-128	EA	Screw - SF/DR 8 - 18 x 3/4 PPH - Zn
	000G39-08-12R	EA	Screw - SF/DR 8 - 18 x 3/4 PPH - Beige
	000G39-08-16S	EA	Screw - SF/DR 8 - 18 x 1.00 PPH - Off White
	000G39-08-24S	EA	Screw - SF/DR 8 - 18 x 1 1/2 PPH - Zn
	000G39-08-24S	EA	Screw - SF/DR 8 - 18 x 1 5/8 PPH - Off White
	000G39-10-10S	EA	Screw - SF/DR 10 - 16 x .82" PPH - Off White
	000G39-10-12D	EA	Screw - SF/DR 10 - 16 x 3/4 PPH - Black
	000G39-10-208	EA	Screw - SF/DR 10 - 16 x 1 1/4 PPH - Zn
	000G42-04-168	EA	Screw - SF/DR 1/4 - 14 x 1 HWH - Zn
	000G53-04-068	EA	Screw - Machine - 1/4 - 20 x 3/8 PPH - Zn
	000G54-04-208	EA	Screw - 1/4 - 20 x 1 1/4 PTH Typ 23 - Zn
	000G67-10-088	EA	Screw - 10 - 12 x 1/2 PPH - Zn
	000G67-10-08R	EA	Screw - 10 - 12 x 1/2 PPH - Beige - Type A
	000G67-10-108	EA	Screw - 10 - 12 x 5/8 PPH - Zn - Type A
	000G67-10-10R	EA	Screw - 10 - 12 x 5/8 PPH - Beige - Type A
	000G67-10-128	EA	Screw - 10 - 12 x 3/4 PPH - Zn
	000G67-10-12P	EA	Screw - 10 - 12 x .75 PPH - Dark Brown
	000G67-10-120	EA	Screw - 10 - 12 x .75 PPH - Tan
	000G67-10-248	EA	Screw - 10 - 12 x 1 1/2 PPH - Zn
	000G67-10-328	EA	Screw - 10 - 12 x 2 PPH - Zn
	000G68-06-10G	EA	Screw - 8 - 18 x 5/8 PPH - Antique Brass
	000H16-04-06R	EA	Rivet - Pop - AL 1/8 x .313 - .375
	005081-01-000	EA	Nut - Speed - C Type - No. 8 Screw
	062401-02-000	EA	Clamp - Hose - Wormgear - 1 5/8" - 2 5"
	062401-06-000	EA	Clamp - Hose - Wormgear - 22" x 62"
	007161-01-000	EA	Clamp - Hose - Spring Type - 1/2"
	008343-01-000	EA	Tie - Wire - 6"
	008388-01-000	EA	Grommet - Snap - 3/8
	008401-01-000	EA	Strap - Conduit - 3/4" - 1 Hole - Galvanized Steel

SEALANTS & FASTENERS GROUP (CONTINUED)

SCREWS & FASTENERS (CONTINUED)

Key	Part Number	U/M	Description
	010485-01-000	EA	Clamp - Cable - 9/16"
	010487-01-000	EA	Clamp - Closer! - 5/8" ID
	010487-03-000	EA	Clamp - Closed - 1 ID - Cushioned
	010489-01-000	EA	Clamp - Closed - 3/8" ID
	018804-01-000	EA	Brace - Cabinet - Angled Metal - 2 5"
	083808-01-000	EA	Clamp - Wire Dual - Equal 5/8" Dia
	084884-01-000	EA	Plug - Brass - 3/8"
	087721-01-000	EA	Screw - Flat Head - Tapping - 1/4 x 1 1/4 LG - Zn
	088371-01-000	EA	Screw - Machine - 8 - 32 x 3 5/16 - Zn
	075148-02-000	EA	Clamp - Grounding - Bronze Screws
	075808-01-000	EA	Screw - Machine - 10 - 32 x .56 PTH - Zn
	048485-04-000	EA	Screw - 10 - 16 x 1 PTH w/Washer - Beige
	076780-01-000	EA	Screw - 6 - 20 x 1 1/4 PPH - Black
	063728-04-000	EA	Rivnut - 10 - 32 UNF - 010 - 080

SEALANTS & ADHESIVES

Key	Part Number	U/M	Description
	004020-01-000	QT	Adhesive - ABS Cement (Plastic Fittings)
	004005-02-000	GL	Adhesive - Sewits - Glue (Sidewalls)
	063788-07-000	EA	Bedding Compound - Tube - Beige (Exterior)
	063778-08-000	EA	Bedding Compound - Tube - Clear (Window)
	063788-08-000	EA	Bedding Compound - Tube - Gray (Exterior)
	102362-01-000	EA	Bedding Compound - Tube - Black (Luggage Compartment)
	063788-02-000	EA	Bedding Compound - Tube - Off White (Exterior)
	002328-02-000	EA	Block - Rubber Spacer (Windshield)
	077887-01-000	EA	Sealant - Acrylic Latex - Tube - Off White (Interior Sealant)
	034552-04-000	EA	Sealant - Silicone - Beige
	034552-02-000	EA	Sealant - Silicone - Clear
	034552-07-000	EA	Sealant - Silicone - Dark Gray
	034552-08-000	EA	Sealant - Silicone - Off White
	038518-01-000	EA	Sealant Silicone - Black
	088840-01-000	FT	Sealer Ribbon - 25" Bead x 20'
	088840-02-000	FT	Sealer Ribbon - 5" x .125" x 30'
	088840-03-000	FT	Sealer Ribbon - .75" x 125" x 30'
	088840-08-000	FT	Sealer Ribbon - 1/32" x 2 5" x 30'
	088840-08-000	FT	Sealer Ribbon - 5/16" Bead x 15'
	088840-07-000	FT	Sealer Ribbon - 2" x 3/32" x 30'
	088840-10-000	FT	Sealer Ribbon - 1/32" x 1.5" x 100'
	012707-02-000	FT	Sealer Tape - 5/16" x 1/2"
	102353-01-700	EA	Seam Sealer - Tube - Gray (Roof Seams)
	084401-01-000	EA	Seam Sealer - Tube - Clear (Cap to Sidewall)
	102353-01-700	EA	Seam Sealer - Tube - Aluminum (Roof)
	083843-01-000	FT	Tape - Adhesive - 10mm x 1 5" Wide
	038888-01-000	EA	Tape - Butyl - 31" x .31" x 148" (Windshield)
	076322-01-000	FT	Tape - Foam - Double Coated - .025 x .75 x 72' (Fiberglass Sidewall Seams)
	076322-02-000	FT	Tape - Foam - Double Coated - .045 x 1" (Fiberglass Sidewall Seams)
	100028-01-000	FT	Tape - Foam - Double Coated - .031 x .75 x 72' (Non-Structural Fastening)
	008200-01-000	EA	Tape - Furnace - 1 5"
	002825-01-000	FT	Weather Stripping (Roof Vent)
	081377-01-700	EA	Adhesive - Cyanoacrylate - 10GM

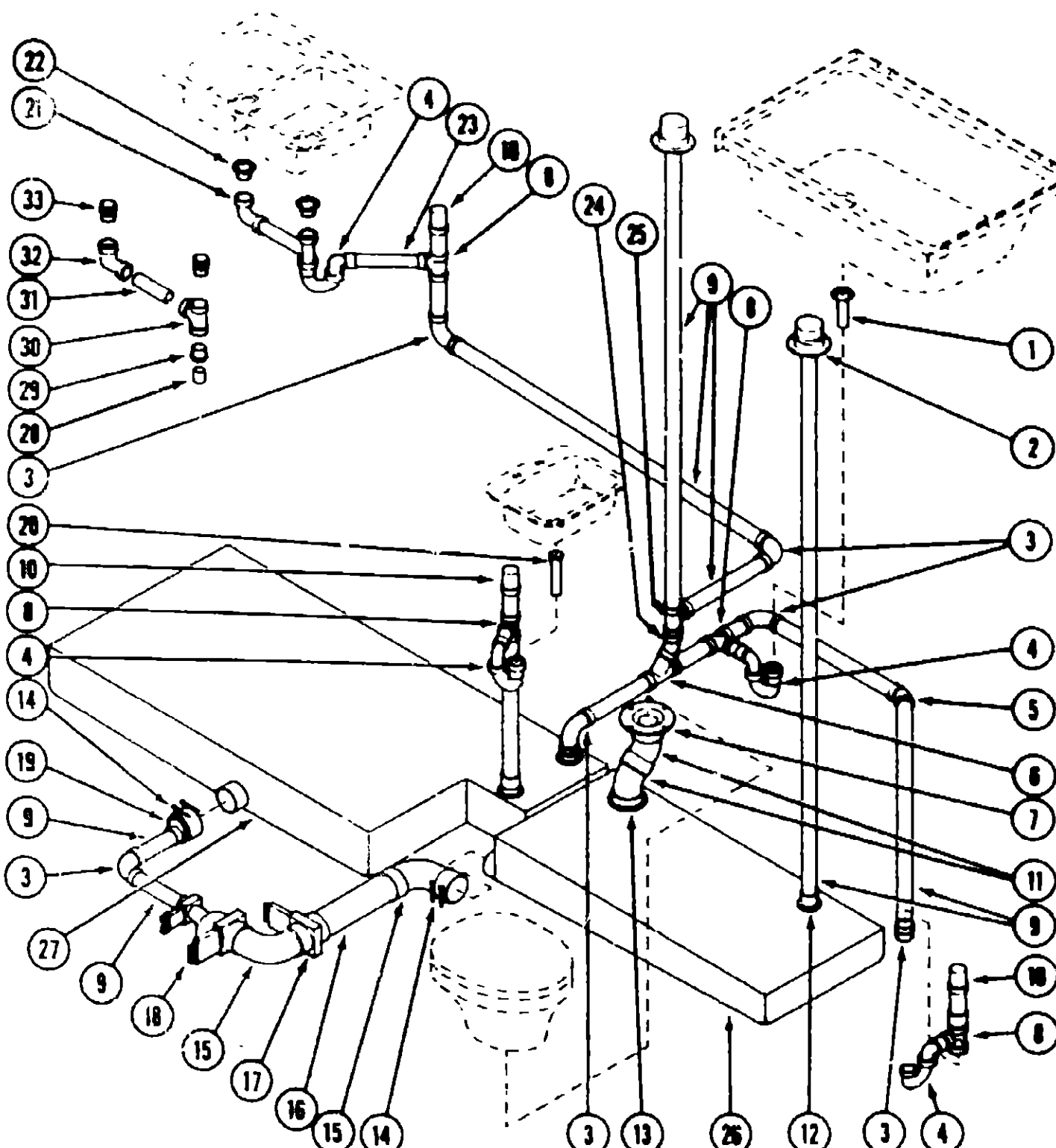
1990 ITASCA TABLE OF CONTENTS

INTRODUCTION	A-01 - A-02
ABBREVIATIONS	A-03
ALPHABETICAL/GROUP REFERENCE	A-04 - A-06
IC/FM31RQ	A-07 - F-02
IC/FM34RA	F-03 - J-16

1990 IC/FM34RA INDEX

Floor Plan	F-03 - F-04
Accessories Group	F-05 - F-08
Bath Group	F-09 - F-11
Bedroom Group	F-12 - F-15
Chassis Group	F-16 - G-07
Curtain, Cushion & Pad Group	G-08 - G-17
Dinette Group	G-18 - G-20
Driver's Compartment Group	G-21 - H-01
Electrical Group	H-02 - H-06
Exterior Body Group	H-07 - H-15
Galley Group	H-16 - H-20
Heating & Air Conditioning Group	H-21 - H-22
Interior Finish Group	H-23 - H-24
Labels Group	I-01 - I-09
LP Group	I-10
Lounge Group	I-11 - I-14
Sealants & Fasteners Group	I-15 - I-16
Water & Sewage Group	I-17 - I-19
Window, Vent & Exterior Door Group	I-20 - J-16

WATER & SEWAGE GROUP



Key	Part Number	U/M	Description
1	011088-03-000	EA	Plastic Tailpiece (US)
1	011088-02-000	EA	Brass Tailpiece - 1 1/2" x 1 1/4" x 4" (CSA)
2	083558-01-000	EA	Vent Cap
3	010078-01-000	EA	Tee - 1 1/2" H x 1 1/2" H x 1 1/4" H
4	011088-03-000	EA	P-Trap (US)
4	100188-02-000	EA	P-Trap (CSA)
5	010008-01-000	EA	Elbow - 1 1/2" H x 1 1/2" H x 45°
6	101173-01-000	EA	Wye - 1 1/2" H x 1 1/2" H x 1 1/2" H
7	024878-01-000	EA	Closest Flange (US)
7	024878-02-000	EA	Closest Flange (CSA)
7	083841-01-000	EA	Closest Flange (China, Shanty w/Spray)
8	010078-01-000	EA	Tee - 1 1/2" H x 1 1/2" H x 1 1/4" H
9	010185-01-000	FT	Plastic Pipe - 1 1/2" (US)
9	010185-02-000	FT	Plastic Pipe - 1 1/2" (CSA)
10	079838-01-000	EA	Vent Arm
11	010081-01-000	EA	Elbow - 45° - Street - 3" H
12	081807-01-000	EA	Pipe Grommet - 1 1/2"
13	081807-02-000	EA	Pipe Grommet - 3"
14	078408-01-000	EA	Coupling - 3" - Rubber
15	031128-01-000	EA	Elbow - 90° - Street - 3" H
16	010187-01-000	FT	Plastic Pipe - 3" (US)
16	010187-02-000	FT	Plastic Pipe - 3" (CSA)
17	082418-01-000	EA	Valve Arm - 3"
18	070816-01-000	EA	Dual Valve Arm - 3" x 1 1/2"
19	082422-01-000	EA	Reducer Adapter - Offset - 3" x 1 1/2"
20	088827-01-701	EA	Tailpiece - Plastic
21	081980-01-000	EA	Continuous Waste Arm. (US)
22	082371-01-000	EA	Sink Strainers
23	010184-01-000	FT	Plastic Pipe - 1 1/4" (US)
23	010184-01-000	FT	Plastic Pipe - 1 1/4" (CSA)
24	010151-01-000	EA	Elbow - 45° - Street - 1 1/2" H
25	010071-01-000	EA	Tee - 1 1/2" H x 1 1/2" H x 1 1/2" H
26	M03171-55-000	EA	Holding Tank - 26 Gal
27	M03171-54-000	EA	Holding Tank - 56 Gal

CONTINUOUS WASTE (CANADA)

Key	Part Number	U/M	Description
28	010184-02-000	FT	Plastic Pipe - 1 1/4"
29	010121-01-000	EA	Bushing Adapter - 1 1/2" x 1 1/4" H
30	010071-01-000	EA	Tee - 1 1/2" H x 1 1/2" H x 1 1/2" H
31	010185-02-000	FT	Plastic Pipe - 1 1/2"
32	037101-02-000	EA	Elbow - 1 1/2" H x 1 1/2" H x 90°
33	033302-02-000	EA	Adapter

1990 ITASCA
TABLE OF CONTENTS

INTRODUCTION	A-01 - A-02
ABBREVIATIONS	A-03
ALPHABETICAL/GROUP REFERENCE	A-04 - A-06
IC/FM31RQ	A-07 - F-02
IC/FM34RA	F-03 - J-16

1990 IC/FM34RA INDEX

Floor Plan	F-03 - F-04
Accessories Group	F-05 - F-08
Bath Group	F-09 - F-11
Bedroom Group	F-12 - F-15
Chassis Group	F-16 - G-07
Curtain, Cushion & Pad Group	G-08 - G-17
Dinette Group	G-18 - G-20
Driver's Compartment Group	G-21 - H-01
Electrical Group	H-02 - H-06
Exterior Body Group	H-07 - H-15
Galley Group	H-16 - H-20
Heating & Air Conditioning Group	H-21 - H-22
Interior Finish Group	H-23 - H-24
Labels Group	I-01 - I-09
LP Group	I-10
Lounge Group	I-11 - I-14
Sealants & Fasteners Group	I-15 - I-16
Water & Sewage Group	I-17 - I-19
Window, Vent & Exterior Door Group	I-20 - J-16

WATER & SEWAGE GROUP (CONTINUED)

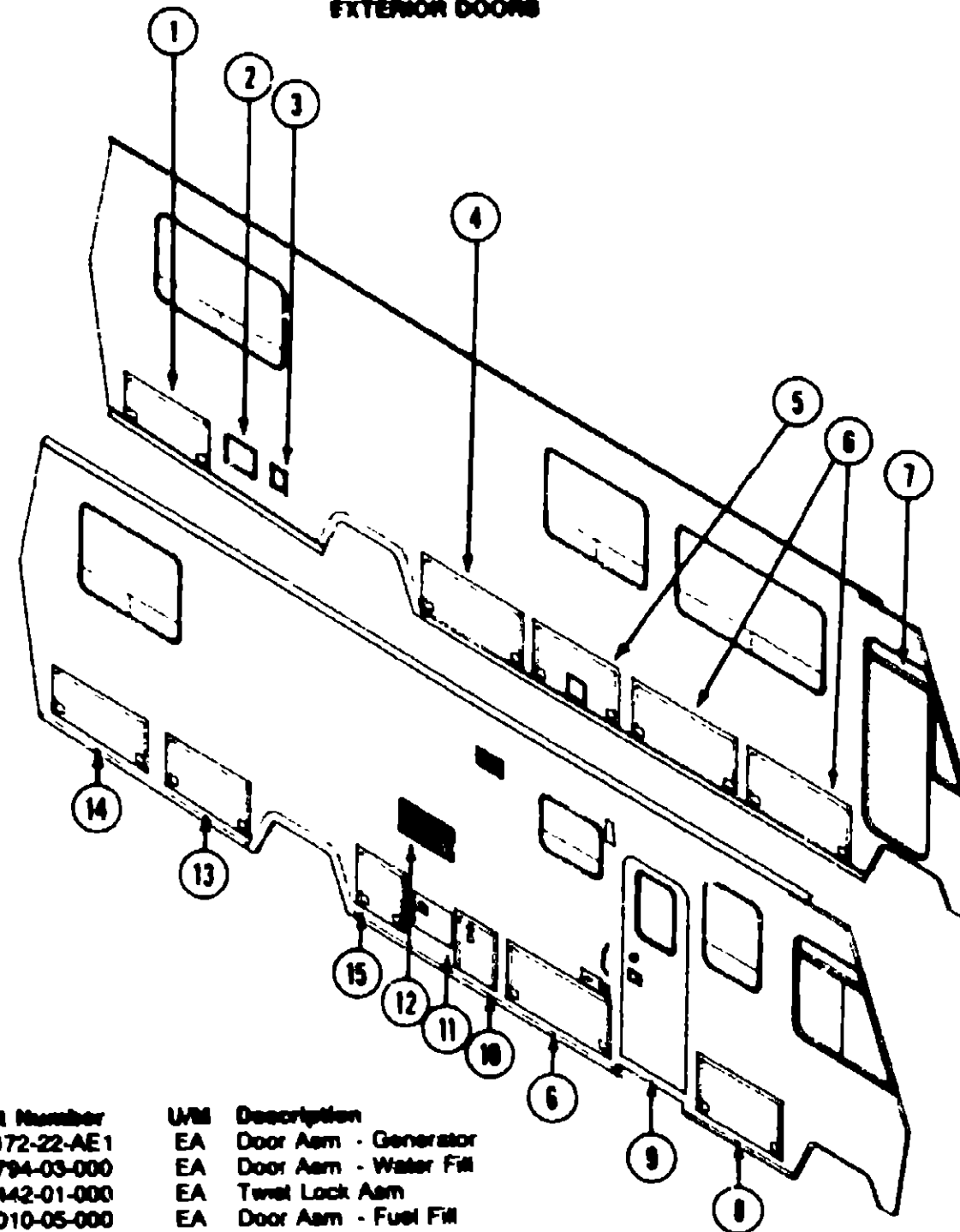
WATER LINES & HARDWARE

Key	Part Number	U/M	Description
	075240-05-000	EA	Lavatory Faucet - Brass - USA
	075240-08-000	EA	Lavatory Faucet - Bone - CSA
	075241-04-000	EA	Faucet - Shower - Brass - USA
	075241-05-000	EA	Faucet - Shower - Bone - CSA
	011048-02-000	EA	Shower Head - w/80" Hose - USA
	011048-05-000	EA	Shower Head - w/80" Hose - CSA
..	051381-03-000	EA	Water Heater - w/Electronic Ignition
..	051383-01-000	EA	Water Heater - w/Direct Ignition - Motor Aid (Option 811)
	088807-01-000	EA	Water Pump - 2.8 GPM Flow - w/1/2" MPT Fitting - USA
	088807-02-000	EA	Water Pump - 2.8 GPM Flow - w/1/2" MPT Fitting - CSA
	088807-01-707	EA	Motor & Base Plate
	088807-01-701	EA	Drive Arm
	088807-01-702	EA	Diaphragm
	088807-01-703	EA	Valve Arm
	088807-01-704	EA	Upper Housing
	088807-01-705	EA	Check Valve Kit
	088807-01-706	EA	Switch Arm - Complete
	088807-01-700	EA	Pumphead
	088807-01-707	EA	Lower Housing
	089180-02-000	EA	Water Tank - 60 Gallon
	077954-02-000	EA	Water Filter/Screen - In Tank
	087200-01-000	EA	Filter - Water Purification (Option 298)
	087200-02-000	EA	Cartridge - Filter - Water Purification (Option 298)
	081240-01-000	EA	Water Fill - Lockable
	079381-01-000	EA	Flexible Tubing - Smooth - 1.25" ID
	082401-02-000	EA	Hose Clamp - Wormgear - 1.56" to 2.5" ID
	087859-02-000	EA	Water Fill - City
	091246-02-000	EA	Faucet - External Water
	092605-01-000	EA	Bracket - External Water Faucet
	052960-01-000	EA	Valve - Line Drain - 1/2" F x 1/2" F - 2.75"
	052960-02-000	EA	Valve - Line Drain - 1/2" F x 1/2" F - 16"
	052954-01-000	EA	Adapter - Nose Cone - 3/8" or 1/2"
	079317-01-000	EA	Adapter - Sewer - 1/2" Tube x 1/2" FPT
	036522-02-000	EA	Cap - Brass - 1/2" Flare
	052959-03-000	EA	Connector - Plastic - 1/2" F x 3/8" MPT
	052957-01-000	EA	Elbow - Plastic - 1/2" F x 3/8" MPT
	035539-01-000	EA	Elbow - Plastic - 3/8" MPT x 3/8" BARB
	052957-02-000	EA	Elbow - Plastic - 1/2" F x 1/2" MPT
	065120-01-000	EA	Elbow - Plastic - Sewer - 1/2" ID
	010219-01-000	EA	Elbow - Plastic - 1 1/4" MPT x 1 1/4" BARB
	052952-01-000	EA	Nut - Plastic - 1/2" F
	052953-01-000	EA	Nut - Faucet - 1/2" Tube x 1/2" FPT
	042989-02-000	EA	Spiralweld Fitting - Plastic - 1/2" NPT
	042989-03-000	EA	Spiralweld Fitting - Plastic - 1 1/4" NPT
	042989-04-000	EA	Spiralweld Fitting - Plastic - 3/8" FPT
	042989-05-000	EA	Spiralweld Fitting - Plastic - 1/2" FPT
	052955-01-000	EA	Tee - Plastic - 1/2" F x 1/2" F x 1/2" MPT
	052958-01-000	EA	Tee - Plastic - 1/2" F x 1/2" F x 1/2" F
	052956-01-000	EA	Tee - Plastic - 1/2" F x 1/2" MPT x 1/2" F
	074483-01-000	EA	Tee - 4 Way - 1/2" Flare
	039800-01-000	FT	Tubing - Polybutyl - 1/2" OD x 20'
	039800-02-000	FT	Tubing - Polybutyl - 5/8" OD x 20'
	074462-02-000	FT	Tubing - Vinyl - 3/8" ID
	091208-01-000	EA	Washer - Rubber - 08" x 75" x .50"

.. The illustrated parts breakdown for this item is provided on the Common Items Fiche

WINDOW, VENT & EXTERIOR DOOR GROUP

EXTERIOR DOORS



Key	Part Number	U/M	Description
1	087472-22-AE1	EA	Door Arm - Generator
2	088794-03-000	EA	Door Arm - Water Fill
	042442-01-000	EA	Towel Lock Arm
3	078010-05-000	EA	Door Arm - Fuel Fill
	042441-01-000	EA	Key Lock Arm (w/o Keys)
	082884-01-700	EA	Key
4	087448-14-AE1	EA	Door Arm - Sewage & Power Cord
5	087485-05-AE1	EA	Door Arm - LP
6	087448-03-WB4	EA	Door Arm - Luggage
7	M88487-04-AE1	EA	Door Arm - Driver
8	087448-02-WB4	EA	Door Arm - Luggage
9	M01870-29-AE1	EA	Door Arm - Entrance (AE2)
9	M01870-29-AE3	EA	Door Arm - Entrance
10	088478-01-AE1	EA	Door Arm - Furnace
11	052008-03-000	EA	Door Arm - Water Heater
12	084103-02-000	EA	Door - Vent - Refrigerator
	084104-02-000	EA	Jamb - Vent - Refrigerator
13	087472-19-AE1	EA	Door Arm - Luggage
14	087472-20-AE1	EA	Door Arm - Luggage
15	087448-10-X70	EA	Door Arm - Storage

1990 ITASCA TABLE OF CONTENTS

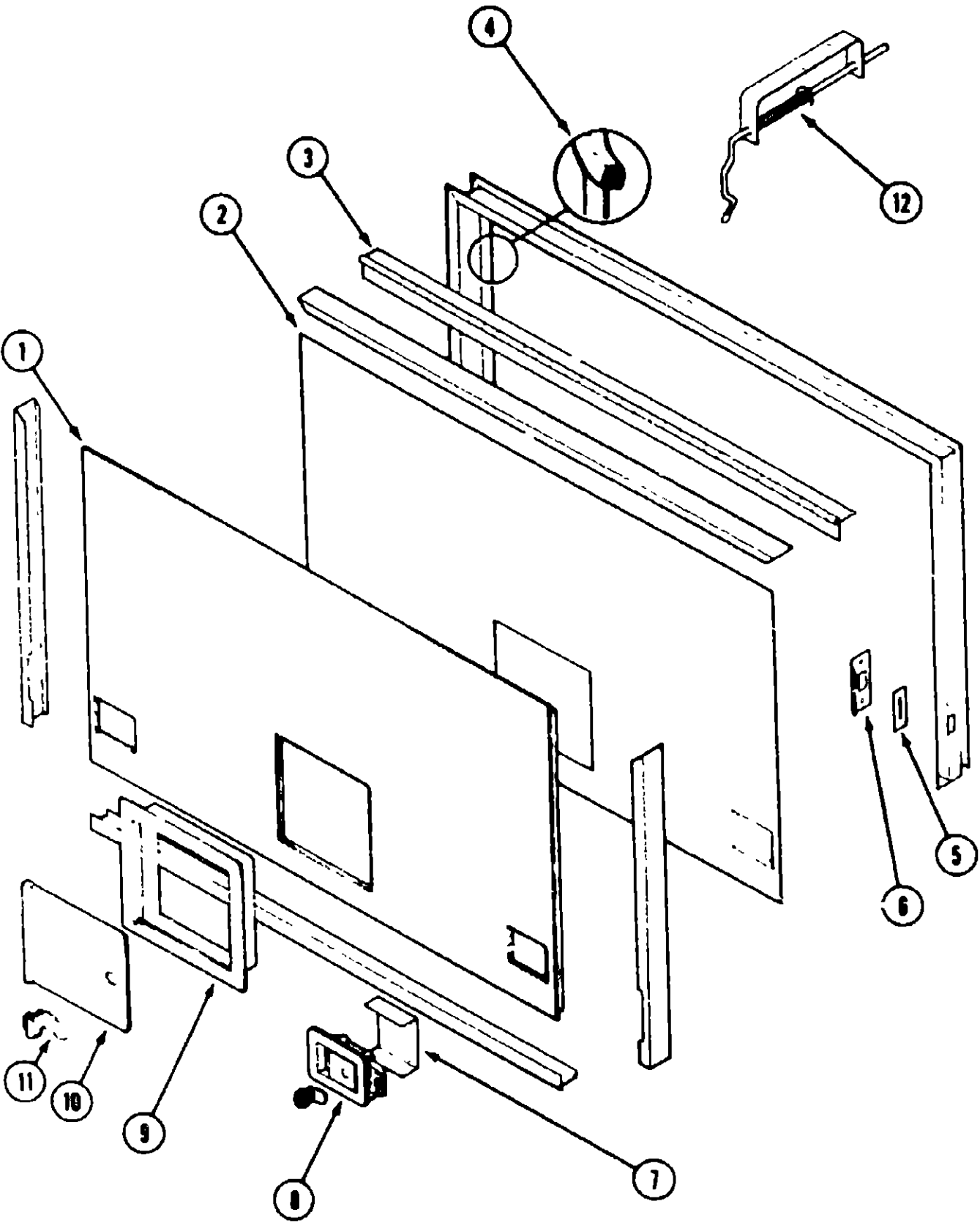
INTRODUCTION	A-01 - A-02
ABBREVIATIONS	A-03
ALPHABETICAL/GROUP REFERENCE	A-04 - A-06
IC/FM31RQ	A-07 - F-02
IC/FM34RA	F-03 - J-16

1990 IC/FM34RA INDEX

Floor Plan	F-03 - F-04
Accessories Grp up	F-05 - F-08
Bath Group	F-09 - F-11
Bedroom Group	F-12 - F-15
Chassis Group	F-16 - G-07
Curtain, Cushion & Pad Group	G-08 - G-17
Dinette Group	G-18 - G-20
Driver's Compartment Group	G-21 - H-01
Electrical Group	H-02 - H-06
Exterior Body Group	H-07 - H-15
Galley Group	H-16 - H-20
Heating & Air Conditioning Group	H-21 - H-22
Interior Finish Group	H-23 - H-24
Labels Group	I-01 - I-09
LP Group	I-10
Lounge Group	I-11 - I-14
Sealants & Fasteners Group	I-15 - I-16
Water & Sewage Group	I-17 - I-19
Window, Vent & Exterior Door Group	I-20 - J-16

WINDOW, VENT & EXTERIOR DOOR GROUP (CONTINUED)

LUGGAGE & GENERATOR DOORS



Key	Part Number	U/M	Description
1	M03044-02-Y70	EA	Insert Arm - Compartment Doors - 4' x 8' - Fiberglass/Styrofoam
2a	086782-02-01A	EA	Door Liner - Metal - Generator
2b	086085-08-000	EA	Door Liner
2c	086087-02-000	EA	Door Liner - LP
2d	086085-08-000	EA	Door Liner
2e	086085-04-000	EA	Door Liner
2f	086087-08-000	EA	Door Liner
2g	086085-10-000	EA	Door Liner
2h	086084-24-000	EA	Door Liner
2i	086084-28-000	EA	Door Liner
3	081801-03-000	EA	Hinge - 2" x 98"
4	064075-07-000	FT	Bulb Seal
5	081077-02-000	EA	Seal
6	086809-02-000	EA	Strike
7	086810-02-000	EA	Bracket
8	000G11-08-12T	EA	Screw - #8 - 18 x 3/4" PPH - Black
9	085730-02-000	EA	Paddle Latch Arm w/Lock
9	085730-05-000	EA	Paddle Latch Arm. w/o Lock
10	052424-03-000	EA	Door Jamb
10	052423-03-000	EA	Door
11	042442-01-000	EA	Lock Arm - Twist Type
12	082844-02-Y12	EA	Prop Rod Arm.
	072917-01-000	EA	Prop Rod Arm - Generator & LP Doors
	038984-01-000	EA	Prop Rod End Cap (Black)
	082489-01-000	EA	Prop Rod Spring
	092838-01-000	EA	Prop Rod
	082839-01-000	EA	Prop Rod Bracket
	082828-01-000	EA	Clip - Prop Rod - Generator & LP Doors
	088490-01-000	EA	Bracket - Prop Rod - Generator & LP Doors
	008388-01-000	EA	Snap Grommet - 3/8" - Generator & LP Doors

1990 ITASCA
TABLE OF CONTENTS

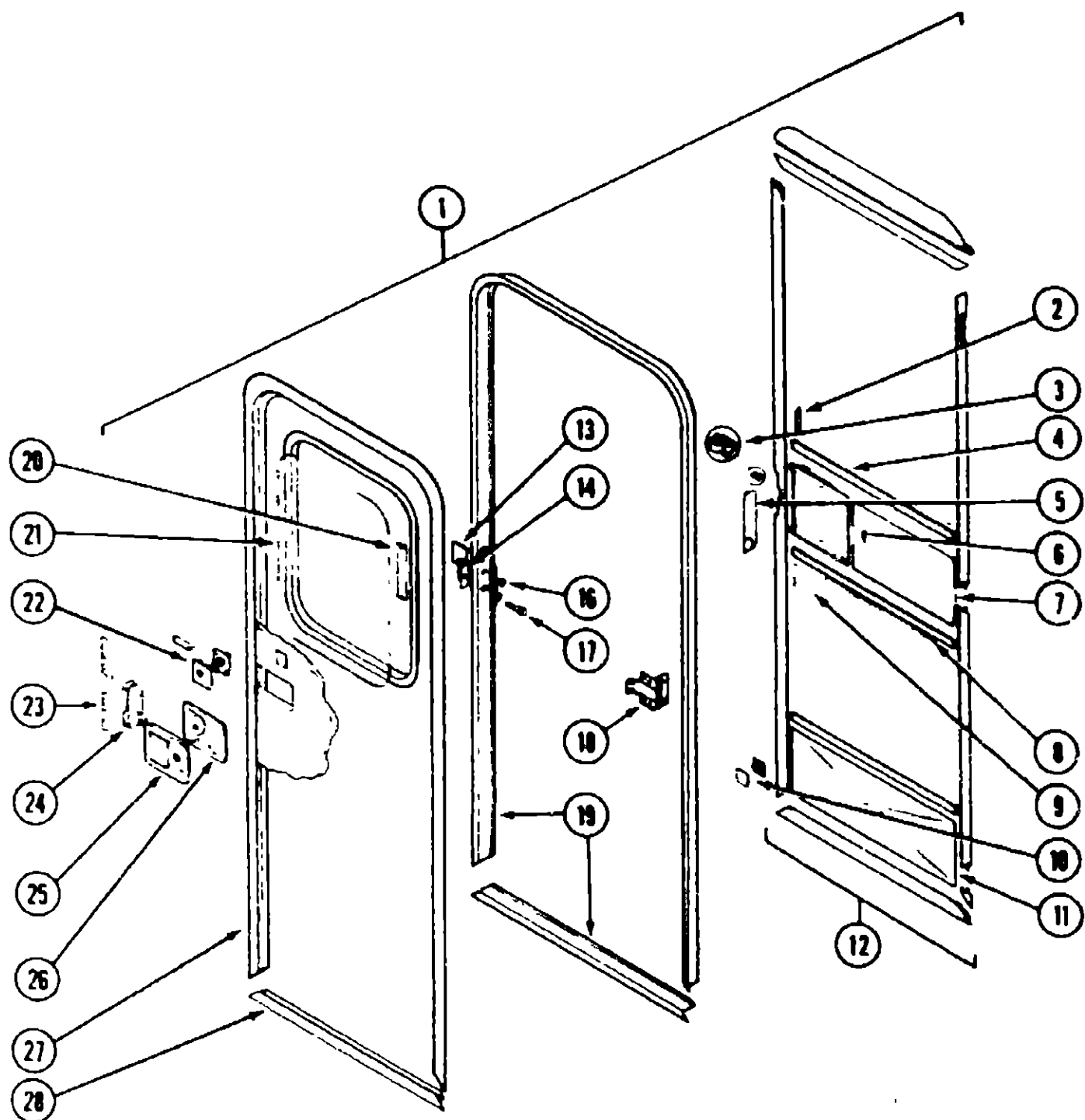
INTRODUCTION	A-01 - A-02
ABBREVIATIONS	A-03
ALPHABETICAL/GROUP REFERENCE	A-04 - A-08
IC/FM31RO	A-07 - F-02
IC/FM34RA	F-03 - J-16

1990 IC/FM34RA INDEX

Floor Plan	F-03 - F-04
Accessories Group	F-05 - F-08
Bath Group	F-09 - F-11
Bedroom Group	F-12 - F-15
Chassis Group	F-16 - G-07
Curtain, Cushion & Pad Group	G-08 - G-17
Dinette Group	G-18 - G-20
Driver's Compartment Group	G-21 - H-01
Electrical Group	H-02 - H-06
Exterior Body Group	H-07 - H-15
Gallery Group	H-16 - H-20
Heating & Air Conditioning Group	H-21 - H-22
Interior Finish Group	H-23 - H-24
Labels Group	I-01 - I-08
LP Group	I-09 - I-10
Lounge Group	I-11 - I-14
Sealants & Fasteners Group	I-15 - I-16
Water & Sewage Group	I-17 - I-19
Window, Vent & Exterior Door Group	I-20 - J-16

WINDOW, VENT & EXTERIOR DOOR GROUP (CONTINUED)

ENTRANCE DOOR



Key	Part Number	U/M	Description
1	M01870-29-AE1	EA	Door Asm. w/Screen Door (AE2)
1	M01870-29-AE3	EA	Door Asm. w/Screen Door
	075638-09-000	EA	Door Garnish - Off White
2	050712-04-000	EA	Door Handle - Screen Door
3	008018-01-000	EA	Roller Catch
4	078592-01-000	EA	Screen Door Mullion - Upper & Lower Slider
	078777-01-000	EA	Slider Channel (Mullion Insert)
5	079087-02-000	EA	Screen Door Slider Strike
6	079086-02-000	EA	Screen Door Slider
7	018454-01-000	EA	Screen Door Insert
8	002294-01-000	FT	Spline - Black
9	002293-02-000	SF	Window Screen - 28" Charcoal
10	085774-01-000	FT	Dual Lock Fastener - 1" Wide - Black
10	085774-02-000	FT	Dual Lock Fastener - 1" Wide - Black
11	078552-03-000	EA	Screen Door Insert - Lower
12	079012-01-U01	EA	Screen Door Asm.
13	077481-03-000	EA	Strike Cover
14	041548-03-000	EA	Angle Bracket
16	058806-01-000	EA	Plug - Tapered Plastic
17	039539-01-000	EA	Strike
18	087724-01-03A	EA	Hinge
19	085277-02-03A	EA	Door Jamb
20	087561-01-000	FT	Window Seal
21	002181-06-000	EA	Glass
	079733-04-T03	EA	Window Asm. w/o Inside Frame
	087808-27-000	EA	Inside Frame - Window Asm
22	101145-01-01A	EA	Deadbolt Asm. - Square - Black
	085229-01-700	EA	Key Blank - Dead Bolt
	101147-01-000	FA	Bolt - Security
23	088173-01-02A	EA	Stiffener
	102524-01-000	EA	Bumper - Flat - Black Rubber
24	039540-01-000	EA	Latch Asm. - Hook
25	045017-10-000	EA	Latch Asm. - Plate - Black
	045017-11-701	EA	Key Blank - Door Latch Plate
26	039879-03-000	EA	Cover Asm. - Latch Plate - Black
27	085276-01-03A	EA	Door Frame
28	088748-03-000	EA	Door Frame - Bottom
	039884-01-000	EA	Cap - Black Vinyl - Lock Strip
	075673-01-000	FT	Seal - Pile - Adhesive Back
	075671-01-000	FT	Seal - Sponge - Lazy T Shape
	081914-01-000	EA	Bumper - Round - Black Rubber
	100128-01-000	FT	Seal - Screen Door

1990 ITASCA
TABLE OF CONTENTS

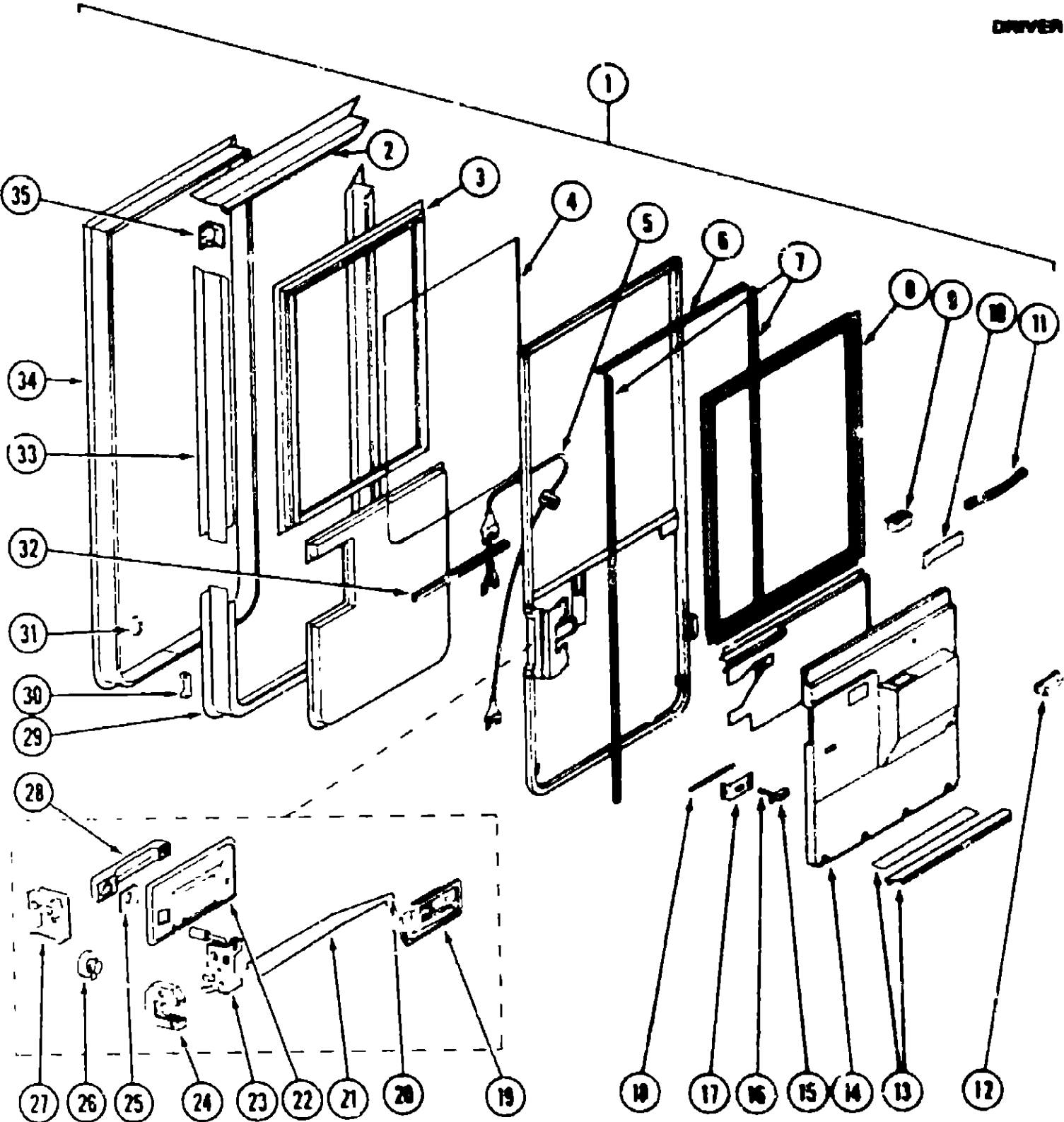
INTRODUCTION	A-01 - A-02
ABBREVIATIONS	A-03
ALPHABETICAL/GROUP REFERENCE	A-04 - A-06
IC/FM31RQ	A-07 - F-02
IC/FM34RA	F-03 - J-15

1990 IC/FM34RA INDEX

Floor Plan	F-03 - F-04
Accessories Group	F-05 - F-06
Bath Group	F-09 - F-11
Bedroom Group	F-12 - F-15
Chassis Group	F-16 - G-07
Curtain, Cushion & Pad Group	G-08 - G-17
Dinettes Group	G-18 - G-20
Driver's Compartment Group	G-21 - H-01
Electrical Group	H-02 - H-06
Exterior Body Group	H-07 - H-15
Galley Group	H-16 - H-20
Heating & Air Conditioning Group	H-21 - H-22
Interior Finish Group	H-23 - H-24
Labels Group	I-01 - I-09
LP Group	I-10
Lounge Group	I-11 - I-14
Sealants & Fasteners Group	I-15 - I-16
Water & Sewage Group	I-17 - I-19
Window, Vent & Exterior Door Group	I-20 - J-16

WINDOW, VENT & EXTERIOR DOOR GROUP (CONTINUED)

DRIVER DOOR



Key	Part Number	U&I	Description
1	080407-04-AE1	EA	Door Arm - Complete
2	080458-02-000	EA	Door Frame - Upper
3	080458-01-000	EA	Window Frame - Outer
4	081408-02-000	EA	Glass
	081911-01-000	EA	Glass Setting Tape
5	081907-02-000	EA	Regulator Arm
6	080454-01-000	EA	Glass Run Channel - Aluminum - Black
7	082240-02-000	EA	Glass Run Channel - Aluminum - Black
	081910-02-000	EA	Glass Run Channel - Seal - 1C
8	080461-02-000	EA	Window Frame - Inner - Black
	079370-04-000	FT	Vinyl Screw Cover - Black
9	040388-03-000	EA	Ashtray
10	080030-01-000	EA	Check Strap
11	081400-15-000	EA	Adjust Strap
12	080475-01-000	EA	Window Crank
13	080040-01-01A	EA	Door Threshold (Inner) (not included in Door Arm)
13	080041-01-01A	EA	Door Threshold (Outer) (not included in Door Arm)
14	082471-02-000	EA	Trim Panel
15	081905-02-000	EA	Control Knob - Slide Bolt
16	081903-01-000	EA	Knob Shaft
17	081487-01-000	EA	Slide Bolt Housing
18	081908-01-000	EA	Slide Bolt
19	R77008-53-326	EA	Interior Door Handle
20	070542-04-000	EA	Control Rod - Latch
21	073110-03-000	EA	Control Link Rod - Lock
22	082107-03-000	EA	Door Handle Escutcheon
23	073303-03-000	EA	Latch Arm
24	R77007-58-702	EA	Lock Arm
25	R77007-05-374	EA	Seal
26	083223-01-000	EA	Key Lock Arm
27	R77013-48-185	EA	Door Lock Catch
28	R77040-01-538	EA	Door Handle
29	085007-10-000	EA	Door Frame - Lower
30	084485-01-000	EA	Door Stop Block - Jamb
31	084486-02-000	EA	Door Stop Block - Door
32	082472-01-000	EA	Glass Retainer Channel
33	080455-04-000	EA	Door Frame - Upper Rear
34	080463-08-000	EA	Door Jamb Arm (Not included in Door Arm)
35	083083-03-000	EA	Hinge
	080270-01-000	FT	Door Bulb Seal

1990 ITASCA
TABLE OF CONTENTS

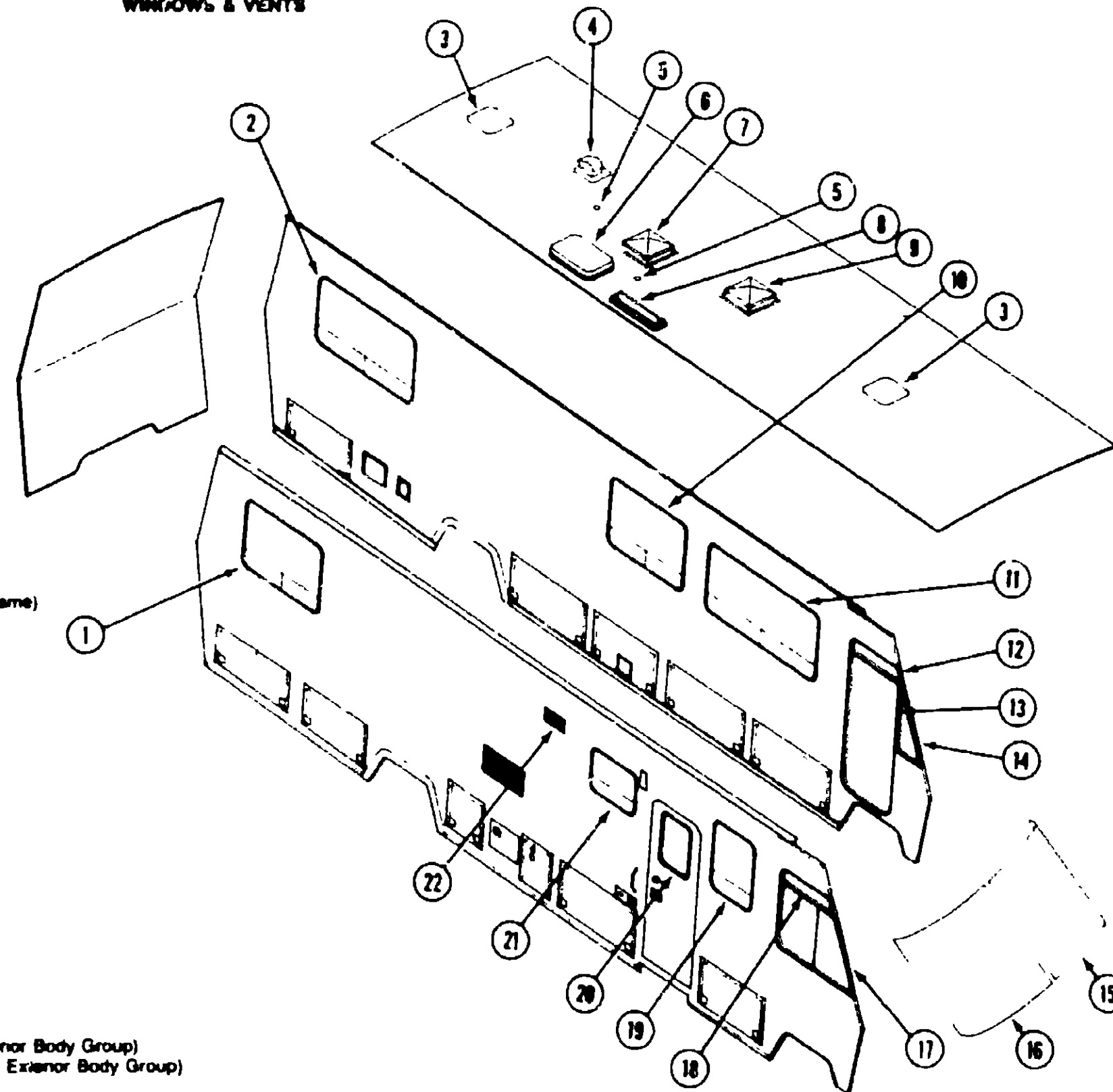
INTRODUCTION	A-01	A-02
ABBREVIATIONS		A-03
ALPHABETICAL GROUP REFERENCE	A-04	A-06
IC/FM31RO	A-07	F-02
IC/FM34RA	F-03	J-15

1990 IC/FM34RA INDEX

Floor Plan	F-03	F-04
Accessories Group	F-05	F-08
Bath Group	F-09	F-11
Bedroom Group	F-12	F-15
Chassis Group	F-16	G-07
Curtain, Cushion & Pad Group	G-08	G-17
Dinette Group	G-18	G-20
Driver's Compartment Group	G-21	H-01
Electrical Group	H-02	H-06
Exterior Body Group	H-07	H-15
Galley Group	H-16	H-20
Heating & Air Conditioning Group	H-21	H-22
Interior Finish Group	H-23	H-24
Labels Group	I-01	I-09
LP Group		I-10
Lounge Group	I-11	I-14
Seater & Fasteners Group	I-15	I-16
Water & Sewage Group	I-17	I-19
Window, Vent & Exterior Door Group	I-20	J-16

WINDOW, VENT & EXTERIOR DOOR GROUP (CONTINUED)

WINDOWS & VENTS



Key	Part Number	U/M	Description
1	092234-01-Y12	EA	Window Arm - Double Tipout (w/o inside frame)
1	090893-07-01A	EA	Inside Frame
2	095160-01-01A	EA	Window Arm - Double Tipout Escape (w/o inside frame)
2	095160-02-01A	EA	Inside Frame
3	090392-01-Y12	EA	Roof Vent - Non-Powered
4	097848-01-000	EA	Vent - Washer/Dryer (Option 21T)
5	093558-01-000	EA	Roof Vent Pipe Cap
5	080507-01-000	EA	Skylight Panel - Outer
6	080508-01-000	EA	Skylight Panel - Inner
7	090393-01-Y12	EA	Roof Vent - Powered (Bath) USA
7	064469-08-000	EA	Roof Vent - Powered (Bath) CSA
8	084073-01-000	EA	Roof Vent Cap - Refrigerator
8	084073-04-000	EA	Roof Vent Base - Refrigerator
9	090392-01-Y12	EA	Roof Vent - Non-Powered
9	084079-06-000	EA	Roof Vent - Powered (Option 41M)
10	092234-01-Y12	EA	Window Arm - Double Tipout (w/o inside frame)
10	090893-07-01A	EA	Inside Frame
11	092234-03-Y12	EA	Window Arm - Double Tipout (w/o inside frame)
11	090893-09-01A	EA	Inside Frame
12	089619-02-X14	EA	Window Arm - Vista (w/o inside frame)
12	089727-06-000	EA	Inside Frame
13	081488-02-000	EA	Door Glass Only Rollup
14	099933-01-Y12	EA	Window Arm - Slant (w/o inside frame)
14	099932-01-01A	EA	Inside Frame
15	088793-02-000	EA	Windshield Glass - Driver (Molding Trim - See Exterior Body Group)
15	088793-01-000	EA	Windshield Glass - Passenger (Molding Trim - See Exterior Body Group)
17	089607-01-X14	EA	Window Arm - Slant Slider (w/o inside frame)
17	089603-01-A81	EA	Inside Frame w/Slider Screen
18	089619-01-X14	EA	Window Arm - Vista (w/o inside frame)
18	089727-05-000	EA	Inside Frame
19	092235-06-Y12	EA	Window Arm - Single Tipout (w/o inside frame)
19	090893-06-01A	EA	Inside Frame
20	079733-04-T03	EA	Window Arm - Entrance Door (w/o inside frame)
20	067808-27-000	EA	Inside Frame
21	092235-09-Y12	EA	Window Arm - Single Tipout (w/o inside frame)
21	090893-02-01A	EA	Inside Frame
22	082888-01-02A	EA	Vent w/Door - Range Hood

1990 ITASCA TABLE OF CONTENTS

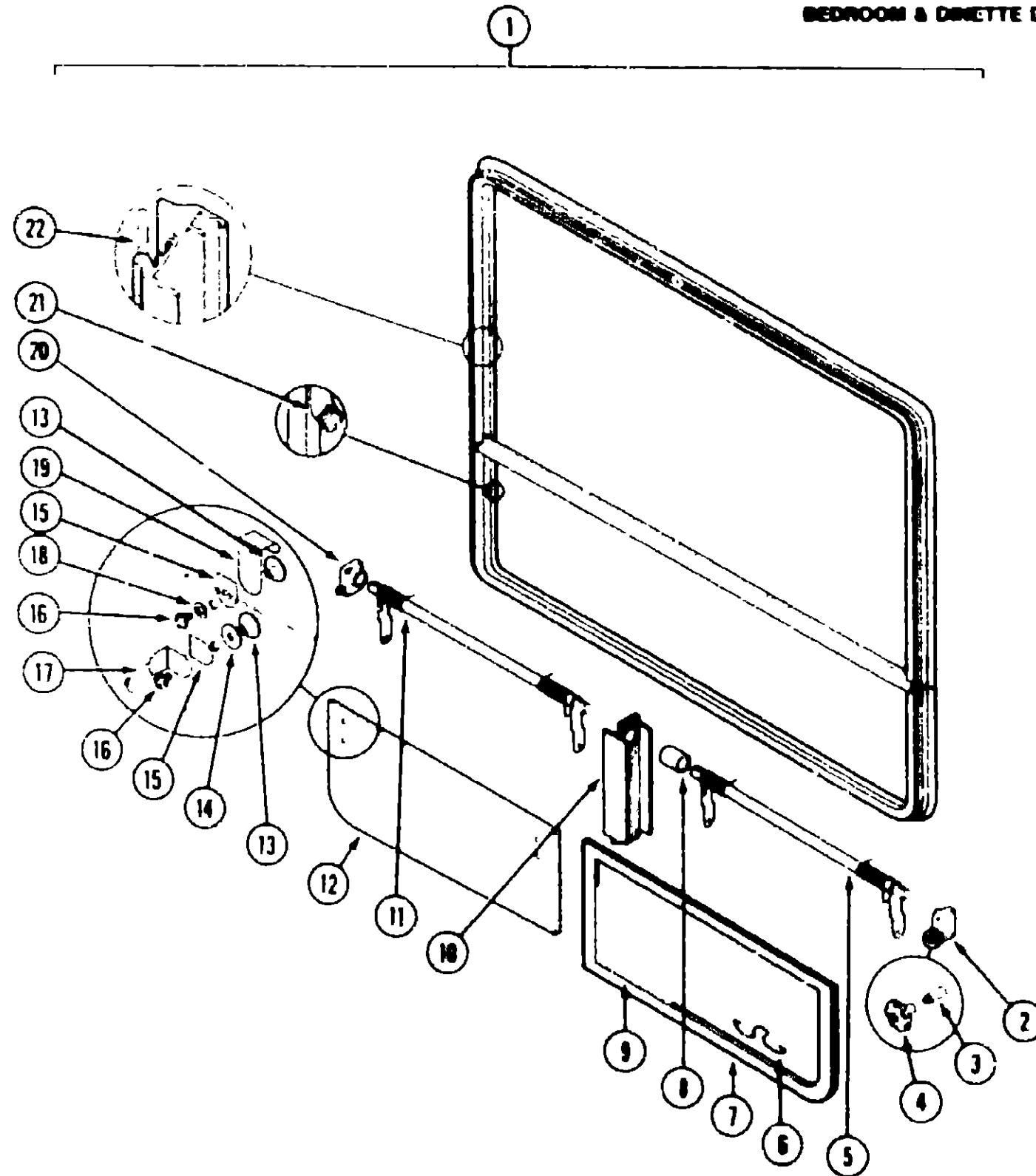
INTRODUCTION	A-01 - A-02
ABBREVIATIONS	A-03
ALPHABETICAL/GROUP REFERENCE	A-04 - A-06
IC/FM31RQ	A-07 - F-02
IC/FM34RA	F-03 - J-16

1990 IC/FM34RA INDEX

Floor Plan	F-03 - F-04
Accessories Group	F-05 - F-08
Bath Group	F-09 - F-11
Bedroom Group	F-12 - F-15
Chassis Group	F-16 - G-07
Curtain, Cushion & Pad Group	G-08 - G-17
Dinette Group	G-18 - G-20
Driver's Compartment Group	G-21 - H-01
Electrical Group	H-02 - H-06
Exterior Body Group	H-07 - H-15
Galley Group	H-16 - H-20
Heating & Air Conditioning Group	H-21 - H-22
Interior Finish Group	H-23 - H-24
Labels Group	I-01 - I-09
LP Group	I-10
Lounge Group	I-11 - I-14
Sealants & Fasteners Group	I-15 - I-16
Water & Sewage Group	I-17 - I-19
Window, Vent & Exterior Door Group	I-20 - J-16

WINDOW, VENT & EXTERIOR DOOR GROUP (CONTINUED)

BEDROOM & DINETTE DOUBLE TIPOUT WINDOW



Key	Part Number	U/M	Description
1	002234-01-Y12	EA	Window Arm - Double Tipout
	000003-07-01A	EA	Inside Frame (not included w/Window Assembly)
2	035302-01-000	EA	Operator Drive - Right Side
3	000025-01-000	EA	Extension - Window Knob (not included w/Window Assembly)
4	007052-02-000	EA	Window Knob - Brass (not included w/Window Assembly)
	000371-01-000	EA	Screw - Window Knob (not included w/Window Assembly)
4	101200-01-01A	EA	Window Knob - Brass (not included w/Window Assembly)
	101200-01-01A	EA	Screw - Window Knob - Brass (not included w/Window Assembly)
5	003227-00-000	EA	Torque Tube Arm
5	100100-01-000	EA	Screen Clip
7	100234-02-007	EA	Screen Arm - Right Side (Illustrated)
	100234-01-007	EA	Screen Arm - Left Side (Not Illustrated)
8	000016-51-001	EA	Torque Tube Sleeve
9	000210-03-000	SF	Window Screen - 12"
	100240-01-000	FT	Window Screen Spline
10	000003-01-01A	EA	Mullion - Black
11	003228-00-000	EA	Torque Tube Arm
12	004000-00-000	EA	Glass - 1/8" x 9 1/4" x 20 1/4" - Right or Left Side
13	000702-01-000	EA	Window T-Nut
14	000027-03-000	EA	Seal - Rubber
15	004473-01-000	EA	Seal - Rubber
16	000703-01-000	EA	Screw - #10 - 32 x 1/4" PTH
17	007570-01-000	EA	Connecting Rod Arm
	004453-01-000	EA	Plastic Washer - 08 x 50 x 135
	000315-01-000	EA	Shoulder Rivet
	001047-01-000	EA	Snap Ring Clip
18	004453-02-000	EA	Plastic Washer - 08 x 50 x 25
19	000013-01-000	EA	Hinge
20	035302-02-000	EA	Operator Drive - Left Side
21	004007-01-000	FT	Seal - Sponge Rubber
22	000040-00-000	FT	Ribbon Seal (not included w/Window Assembly)

1990 ITASCA TABLE OF CONTENTS

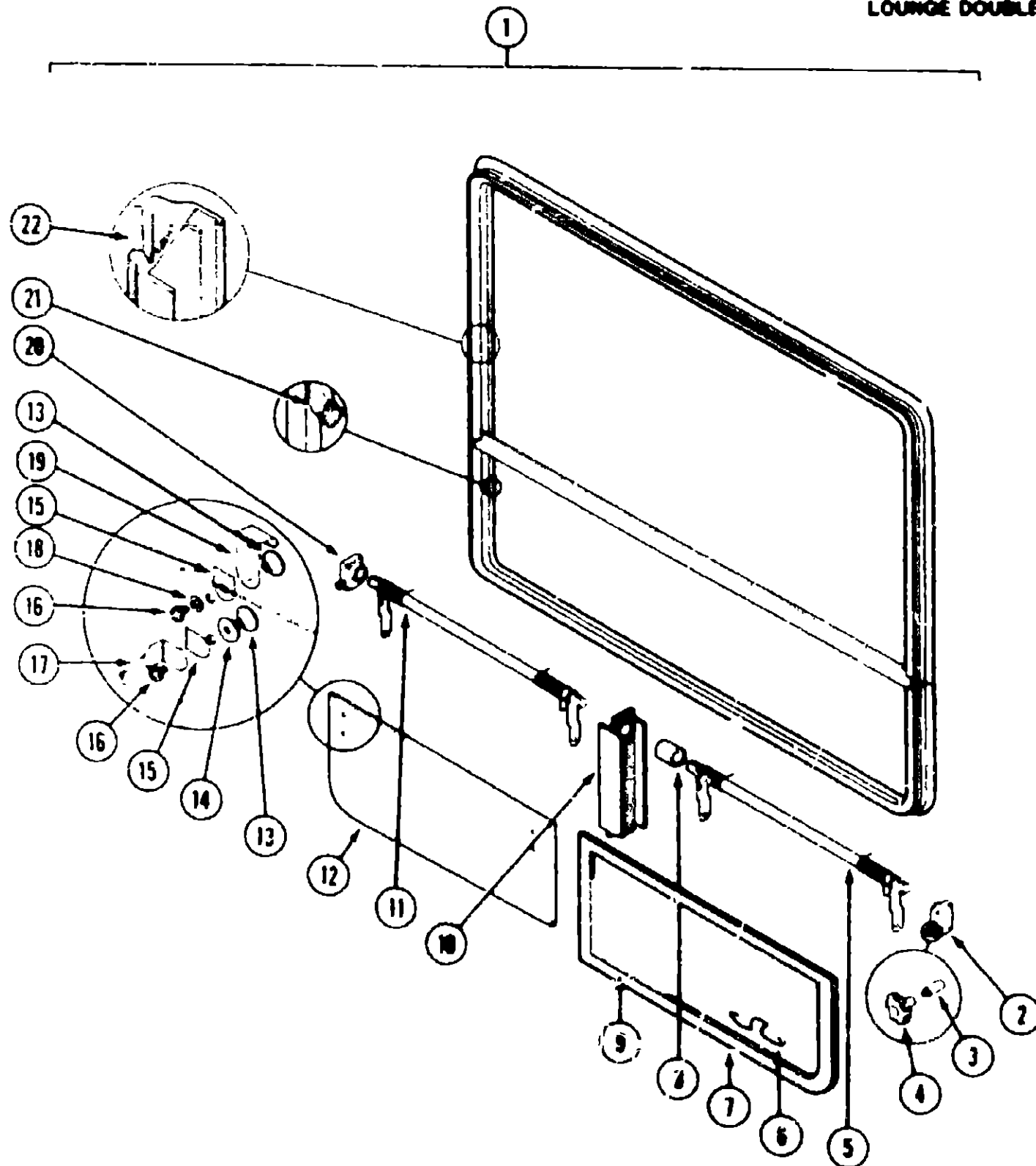
INTRODUCTION	A-01 - A-02
ABBREVIATIONS	A-03
ALPHABETICAL/GROUP REFERENCE	A-04 - A-06
IC/FM31RQ	A-07 - F-02
IC/FM34RA	F-03 - J-16

1990 IC/FM34RA INDEX

Floor Plan	F-03 - F-04
Accessories Group	F-05 - F-08
Bath Group	F-09 - F-11
Bedroom Group	F-12 - F-15
Cheese Group	F-16 - G-07
Curtain, Cushion & Pad Group	G-08 - G-17
Dinette Group	G-18 - G-20
Driver's Compartment Group	G-21 - H-01
Electrical Group	H-02 - H-06
Exterior Body Group	H-07 - H-15
Galley Group	H-16 - H-20
Heating & Air Conditioning Group	H-21 - H-22
Interior Finish Group	H-23 - H-24
Labels Group	I-01 - I-09
LP Group	I-10
Lounge Group	I-11 - I-14
Sealants & Fasteners Group	I-15 - I-16
Water & Sewage Group	I-17 - I-19
Window, Vent & Exterior Door Group	I-20 - J-16

WINDOW, VENT & EXTERIOR DOOR GROUP (CONTINUED)

LOUNGE DOUBLE TIPOUT WINDOW



Key	Part Number	U/M	Description
1	082234-03-Y12	EA	Window Arm - Double Tipout
	080883-09-01A	EA	Inside Frame (not included w/Window Assembly)
2	035302-01-000	EA	Operator Drive - Right Side
3	080025-01-000	EA	Extension - Window Knob (not included w/Window Assembly)
4	087052-02-000	EA	Window Knob - Beige (not included w/Window Assembly)
	088371-01-000	EA	Screw - Window Knob (not included w/Window Assembly)
4	101280-01-01A	EA	Window Knob - Brass (not included w/Window Assembly)
	101288-01-01A	EA	Screw - Window Knob - Brass (not included w/Window Assembly)
5	083227-08-000	EA	Torque Tube Arm
6	100188-01-000	EA	Screen Clip
7	100234-08-807	EA	Screen Arm - Right Side (Illustrated)
	100234-05-807	EA	Screen Arm - Left Side (Not Illustrated)
8	088818-51-001	EA	Torque Tube Sleeve
9	080218-03-000	SF	Window Screen - 12"
	100240-01-000	FT	Window Screen Spine
10	088803-01-01A	EA	Mulion - Black
11	083228-08-000	EA	Torque Tube Arm
12	084088-22-000	EA	Glass - 1/8" x 9 1/4" x 30" - Left or Right Side
13	088782-01-000	EA	Window T-Nut
14	088827-03-000	EA	Seal - Rubber
15	084473-01-000	EA	Seal - Rubber
16	088783-01-000	EA	Screw - #10 - 32 x 1/4" PTH
17	087578-01-000	EA	Connecting Rod Arm
	084453-01-000	EA	Plastic Washer - 08 x 50 x 135
	085315-01-000	EA	Shoulder Rivet
	081848-01-000	EA	Snap Ring Clip
18	084453-02-000	EA	Plastic Washer - 08 x 50 x 25
19	088813-01-000	EA	Hinge
20	035302-02-000	EA	Operator Drive - Left Side
21	084087-01-000	FT	Seal - Sponge Rubber
22	088840-08-000	FT	Ribbon Seal (not included w/Window Assembly)

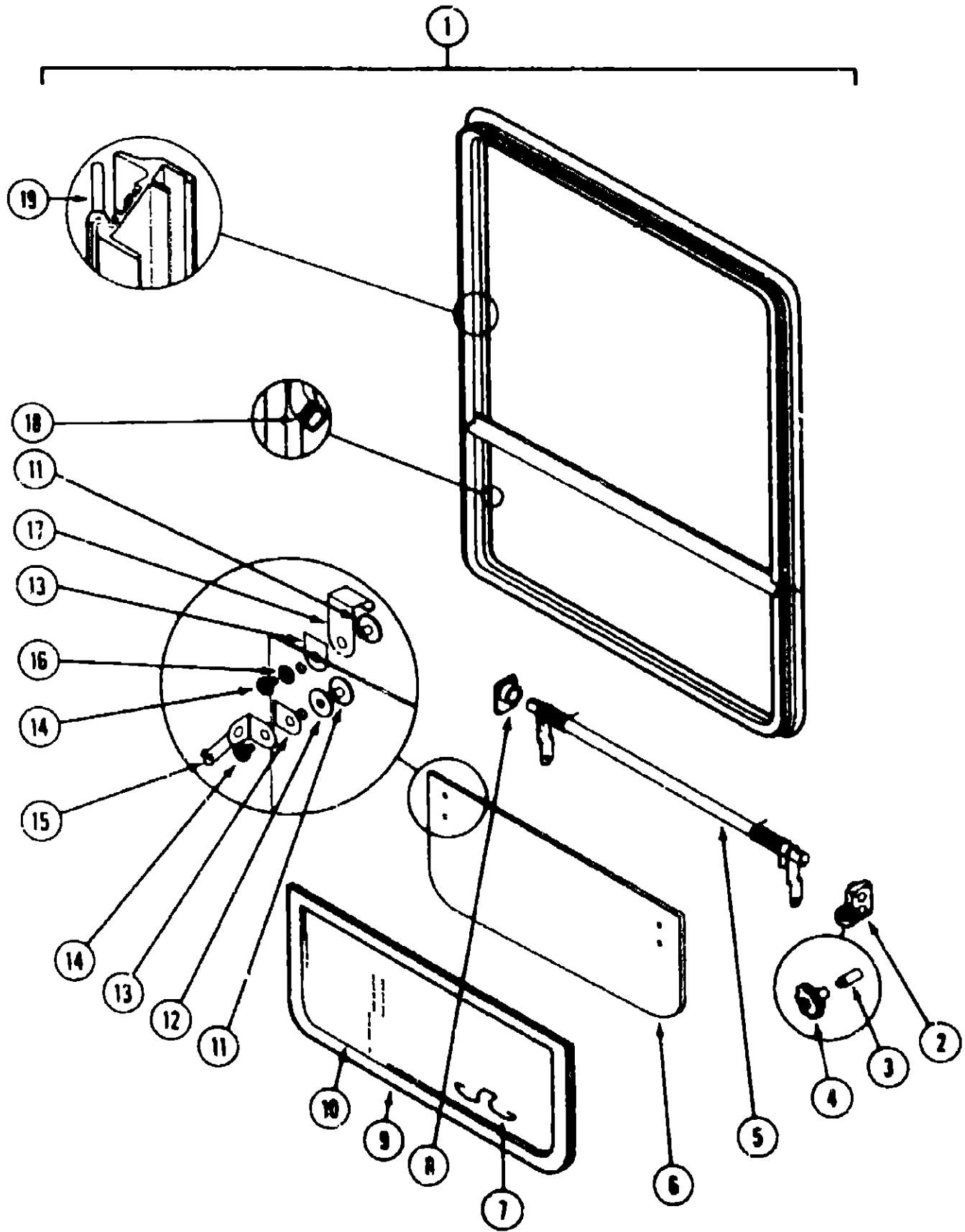
1990 ITASCA TABLE OF CONTENTS

INTRODUCTION	A-01 - A-02
ABBREVIATIONS	A-03
ALPHABETICAL/GROUP REFERENCE	A-04 - A-06
IC/FM31RQ	A-07 - F-02
IC/FM34RA	F-03 - J-16

1990 IC/FM34RA INDEX

Floor Plan	F-03 - F-04
Accessories Group	F-05 - F-08
Bath Group	F-09 - F-11
Bedroom Group	F-12 - F-15
Chassis Group	F-16 - G-07
Curtain, Cushion & Pad Group	G-08 - G-17
Dinette Group	G-18 - G-20
Driver's Compartment Group	G-21 - H-01
Electrical Group	H-02 - H-06
Exterior Body Group	H-07 - H-15
Galley Group	H-16 - H-20
Heating & Air Conditioning Group	H-21 - H-22
Interior Finish Group	H-23 - H-24
Labels Group	I-01 - I-09
LP Group	I-10
Lounge Group	I-11 - I-14
Sealants & Fasteners Group	I-15 - I-16
Water & Sewerage Group	I-17 - I-19
Window, Vent. & Exterior Door Group	I-20 - J-16

WINDOW, VENT & EXTERIOR DOOR GROUP (CONTINUED)



LOUNGE SINGLE TIPOUT WINDOW

Key	Part Number	U/M	Description
1	082235-06-Y12	EA	Window Arm - Single Tipout
	080893-06-01A	EA	Inside Frame (not included w/Window Assembly)
2	035302-01-000	EA	Operator Drive
3	080025-01-006	EA	Extension - Window Knob (not included w/Window Assembly)
4	087052-02-000	EA	Window Knob - Beige (not included w/Window Assembly)
	088371-01-000	EA	Screw - Window Knob (not included w/Window Assembly)
4	101290-01-01A	EA	Window Knob - Brass (not included w/Window Assembly)
	101288-01-01A	EA	Screw - Window Knob - Brass (not included w/Window Assembly)
5	083150-14-000	EA	Torque Tube Arm
6	084088-19-000	EA	Glass - 2.9 mm x 234.7 mm x 558.5 mm
7	100188-01-000	EA	Screen Clip
8	081354-01-000	EA	Torque Tube Sleeve
9	100235-08-807	EA	Screen Arm
10	080218-03-000	SF	Window Screen - 12"
	100240-01-000	FT	Window Screen Spine
11	086782-01-000	EA	Window T-Nut
12	088827-03-000	EA	Seal - Rubber
13	084473-01-000	EA	Seal - Rubber
14	086783-01-000	EA	Screw - #10 - 32 x 1/4" PTH
15	087578-01-000	EA	Connecting Rod Arm
	084453-01-000	EA	Plastic Washer - 08 x 50 x 135
	085315-01-000	EA	Shoulder Rivet
	081848-01-000	EA	Snap Ring Clip
16	084453-02-000	EA	Plastic Washer - 08 x 50 x 25
17	088913-01-000	EA	Hinge
18	084067-01-000	FT	Seal - Sponge Rubber
19	088840-06-000	FT	Ribbon Sealer (not included w/Window Assembly)

GALLEY SINGLE TIPOUT WINDOW

Key	Part Number	U/M	Description
1	082235-02-Y12	EA	Window Arm - Single Tipout
	080893-02-01A	EA	Inside Frame (not included w/Window Assembly)
2	035302-01-000	EA	Operator Drive
3	008438-08-000	EA	Extension - Window Knob (not included w/Window Assembly)
4	008438-05-000	EA	Window Knob - Black (not included w/Window Assembly)
	008438-07-000	EA	Screw - Window Knob (not included w/Window Assembly)
5	083150-12-000	EA	Torque Tube Arm
6	084088-15-000	EA	Glass - 2.9 mm x 234.7 mm x 622.5 mm
7	100188-01-000	EA	Screen Clip
8	081354-01-000	EA	Torque Tube Sleeve
9	100235-02-807	EA	Screen Arm
10	080218-03-000	SF	Window Screen - 12"
	100240-01-000	FT	Window Screen Spine
11	086782-01-000	EA	Window T-Nut
12	088827-03-000	EA	Seal - Rubber
13	084473-01-000	EA	Seal - Rubber
14	086783-01-000	EA	Screw - #10 - 32 x 1/4" PTH
15	087578-01-000	EA	Connecting Rod Arm
	084453-01-000	EA	Plastic Washer - 08 x 50 x 135
	085315-01-000	EA	Shoulder Rivet
	081848-01-000	EA	Snap Ring Clip
16	084453-02-000	EA	Plastic Washer - 08 x 50 x 25
17	088913-01-000	EA	Hinge
18	084067-01-000	FT	Seal - Sponge Rubber
19	088840-06-000	FT	Ribbon Sealer (not included w/Window Assembly)

1990 ITASCA
TABLE OF CONTENTS

INTRODUCTION	A-01 - A-02
ABBREVIATIONS	A-03
ALPHABETICAL/GROUP REFERENCE	A-04 - A-06
IC/FM31RQ	A-07 - F-02
IC/FM34RA	F-03 - J-16

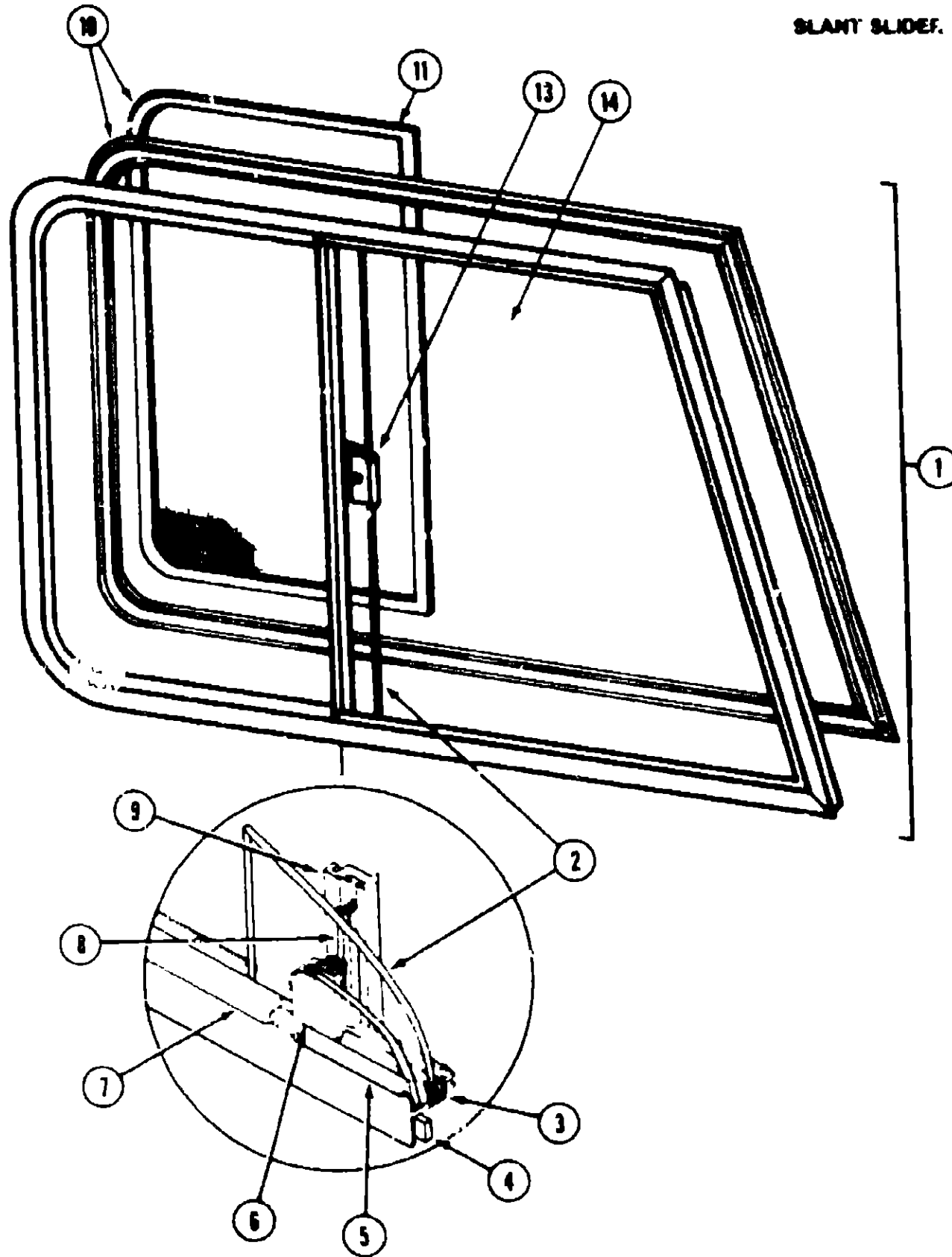
1990 IC/FM34RA INDEX

Floor Plan	F-03 - F-04
Accessories Group	F-05 - F-08
Bath Group	F-09 - F-11
Bedroom Group	F-12 - F-15
Chassis Group	F-16 - G-07
Curtain, Cushion & Pad Group	G-08 - G-17
Dinette Group	G-18 - G-20
Driver's Compartment Group	G-21 - H-01
Electrical Group	H-02 - H-06
Exterior Body Group	H-07 - H-15
Galley Group	H-16 - H-20
Heating & Air Conditioning Group	H-21 - H-22
Interior Finish Group	H-23 - H-24
Labels Group	I-01 - I-09
LP Group	I-10
Lounges Group	I-11 - I-14
Sealants & Fasteners Group	I-15 - I-16
Water & Sewage Group	I-17 - I-19
Window, Vent & Exterior Door Group	I-20 - J-16

WINDOW, VENT & EXTERIOR DOOR GROUP (CONTINUED)

SLANT SLIDEF. WINDOW - PASSENGER

Key	Part Number	U/M	Description
1	088807-01-X14	EA	Window Asm - Front Slant (w/o inside frame or screen)
2	088288-01-000	EA	Glass - Slider
3	042077-01-000	FT	Channel - Weatherstrip - Glass Run - 1/8" Glass
4	088840-06-000	FT	Seal (not included in Window Asm)
5	050216-02-000	FT	Spline - Glass Seal - (Black)
6	002389-03-203	EA	Seal Holder - w/Fin Seal
7	041928-02-000	FT	Glass Seal - Black Vinyl
8	073740-01-000	FT	Fin Seal - 46" Pile Height
9	084170-07-000	EA	Inside Mullion - Slider Window - Black - w/Fin Seal
10	088803-01-AB1	EA	Inside Frame Asm - w/Slider Screen
11	088802-01-X14	EA	Slider Screen Asm
	081310-03-000	EA	Slider - Screen Handle
	002291-02-000	SF	Screen - 18" Charcoal
	002288-02-000	FT	Spline - Charcoal
12	088803-01-AB1	EA	Inside Frame - w/Slider Screen
	078384-01-000	EA	Slider Screen Track - Top
	078385-01-000	EA	Slider Screen Track - Bottom
13	047389-01-700	EA	Latch Kit - Plastic w/Fastener
14	057856-11-000	EA	Glass - Stationary
	002328-01-000	EA	Window Block - 1/8" x 3/16" x 1"
	023330-01-000	EA	Felt Pad - 3/8" Dia
	079824-01-000	FT	Seal - C-Fold - 50"

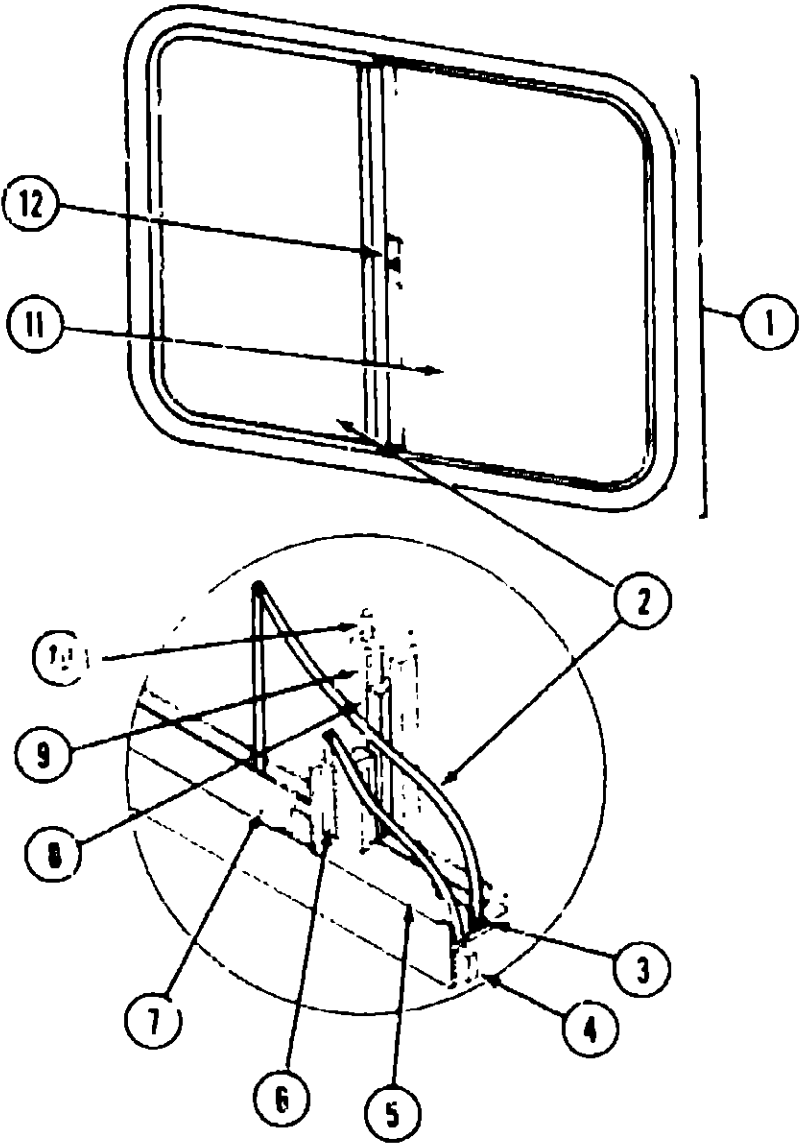


1990 ITASCA TABLE OF CONTENTS

INTRODUCTION	A-01 - A-02
ABBREVIATIONS	A-03
ALPHABETICAL/GROUP REFERENCE	A-04 - A-06
IC/FM31RQ	A-07 - F-02
IC/FM34RA	F-03 - J-16

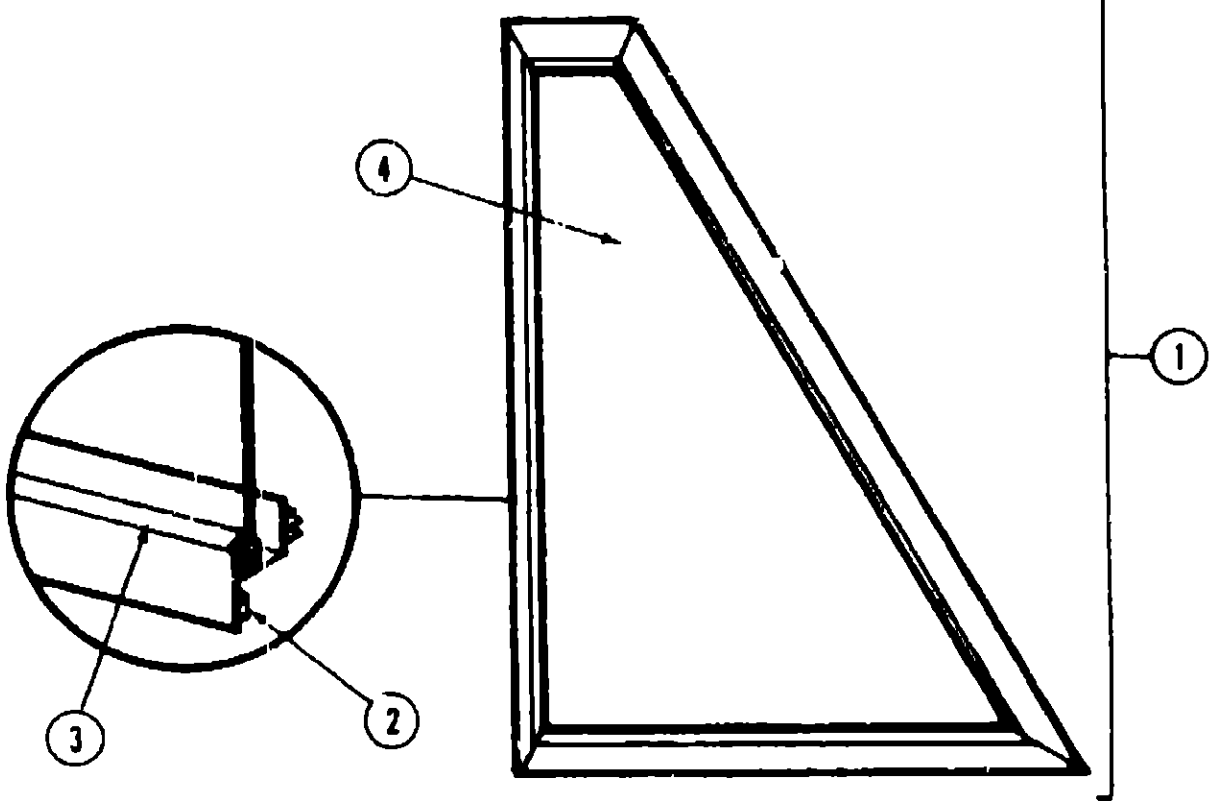
1990 IC/FM34RA INDEX

Floor Plan	F-03 - F-04
Accessories Group	F-05 - F-08
Bath Group	F-09 - F-11
Bedroom Group	F-12 - F-15
Chassis Group	F-16 - G-07
Curtain, Cushion & Pad Group	G-08 - G-17
Dinettes Group	G-18 - G-20
Driver's Compartment Group	G-21 - H-01
Electrical Group	H-02 - H-06
Exterior Body Group	H-07 - H-15
Galley Group	H-16 - H-20
Heating & Air Conditioning Group	H-21 - H-22
Interior Finish Group	H-23 - H-24
Labels Group	I-01 - I-09
LP Group	I-10
Lounge Group	I-11 - I-14
Sealants & Fasteners Group	I-15 - I-16
Water & Sewage Group	I-17 - I-19
Window, Vent & Exterior Door Group	I-20 - J-16



GALLEY SLIDER WINDOW

Key	Part Number	U/M	Description
1	078266-02-T03	EA	Window Asm - Single Slider - Black (w/o inside frame)
	083122-03-000	EA	Inside Frame - Beige (not included in assembly)
2	081980-05-000	EA	Glass - Sliding - 1/8" x 19" x 13 68"
3	002324-02-000	FT	Channel - Weatherstrip - Glass Run
4	069640-06-000	FT	Ribbon Seal - 5/16" Bead (not included in assembly)
5	002309-02-000	EA	Spline - Glass - 1/8" - Black
6	M69886-03-011	EA	Seal - Holder w/Fin Seal - Black
7	024096-02-000	FT	Seal - Window Channel - Black
8	073740-01-000	FT	Fin Seal - 480 Pile
9	084170-02-000	EA	Mullion - Slider Window Black
10	002298-02-000	FT	Spline - .130" Dia - Charcoal (Black)
11	081984-03-000	EA	Glass - Stationary - 1/8" x 19" x 12 3"
12	047369-01-000	EA	Latch Kit - Window - Plastic
	002292-02-000	SF	Screen - Window - 20" Charcoal
	002328-01-000	EA	Window Block - 1/8" x 3/16" x 1"
	023320-01-000	EA	Felt Pad - 3/8" Dia



SLANT WINDOW - DRIVER

Key	Part Number	U/M	Description
1	099933-01-Y12	EA	Window Asm - Slant (w/o inside frame)
	099932-01-01A	EA	Inside Frame - Black (not included in assembly)
2	069640-06-000	FT	Ribbon Seal - 5/16" Bead (not included in assembly)
3	050216-02-000	FT	Spline - Glass - 19" - Black
4	057856-13-000	EA	Glass - Slant - 19" x 29 11" x 13 98"
	002328-01-000	EA	Window Block - 1/8" x 3/16" x 1"

VISTA WINDOW - DRIVER

Key	Part Number	U/M	Description
	089619-02-X14	EA	Window Asm - Vista (w/o inside frame)
	089727-06-000	EA	Inside Frame - Black (not included in assembly)
	089301-01-000	EA	Glass - Vista Window - Driver Side
	050216-02-000	FT	Spline - Glass - 19" - Black
	002328-01-000	EA	Window Block - 1/8" x 3/16" x 1"
	069640-06-000	FT	Ribbon Seal - 5/16" Bead (not included in assembly)

VISTA WINDOW - PASSENGER

Key	Part Number	U/M	Description
	089619-01-X14	EA	Window Asm - Vista (w/o inside frame)
	089727-05-000	EA	Inside Frame - Black (not included in assembly)
	089301-01-000	EA	Glass - Vista Window - Passenger Side
	050216-02-000	FT	Spline - Glass - 19" - Black
	002328-01-000	EA	Window Block - 1/8" x 3/16" x 1"
	069640-06-000	FT	Ribbon Seal - 5/16" Bead (not included in assembly)

1990 ITASCA
TABLE OF CONTENTS

INTRODUCTION	A-01 - A-02
ABBREVIATIONS	A-03
ALPHABETICAL/GROUP REFERENCE	A-04 - A-06
IC/FM31RO	A-07 - F-02
IC/FM34RA	F-03 - J-16

1991 IC/FM34RA INDEX

Floor Plan	F-03 - F-04
Accessories Group	F-05 - F-08
Bath Group	F-09 - F-11
Bedroom Group	F-12 - F-15
Chassis Group	F-16 - G-07
Curtain, Cushion & Pad Group	G-08 - G-17
Dinette Group	G-18 - G-20
Driver's Compartment Group	G-21 - H-01
Electrical Group	H-02 - H-06
Exterior Body Group	H-07 - H-15
Galley Group	H-16 - H-20
Heating & Air Conditioning Group	H-21 - H-22
Interior Finish Group	H-23 - H-24
Labels Group	I-01 - I-09
LP Group	I-10
Lounge Group	I-11 - I-14
Sealants & Fasteners Group	I-15 - I-16
Water & Sewage Group	I-17 - I-19
Window, Vent & Exterior Door Group	I-20 - J-16

WINDOW, VENT & EXTERIOR DOOR GROUP (CONTINUED)

NON-POWERED ROOF VENT

Key	Part Number	U/M	Description
	090392-01-Y12	EA	Roof Vent Asm - Non-Powered - w/o Screen
	051384-01-000	EA	Cover - Roof Vent
	052639-01-001	EA	Hinge
	009440-01-000	EA	Lift Mechanism
	009439-01-000	EA	Crank
	009439-02-000	EA	Knob
	009439-03-000	EA	Extension
	009439-04-000	EA	Screw - 8 - 32 x 1 1/4" POH
	002825-01-000	EA	Weatherstrip
	078786-01-Y12	EA	Screen Asm
	002291-02-000	SF	Screen - 16" - Charcoal
	002298-02-000	FT	Spline

POWERED ROOF VENT (OPTION 41M)

Key	Part Number	U/M	Description
	084079-06-000	EA	Powered Roof Vent
	084079-01-700	EA	Cover - Roof Vent
	084079-07-701	EA	Screen Asm
	084079-01-702	EA	Arm Lift Asm
	084079-01-703	EA	Crank Knob
	084079-01-704	EA	Fan
	084079-01-705	EA	Motor
	084079-01-706	EA	12 Volt Wire Plug
	084079-01-707	EA	Safety Switch
	084079-01-708	EA	Reverse Switch
	084079-01-709	EA	3 Speed Switch
	084079-01-710	EA	Wall Thermostat
	084079-01-711	EA	H-Molding (Motor Mount)

POWERED ROOF VENT (BATH) (USA)

Key	Part Number	U/M	Description
	090393-01-Y12	EA	Powered Roof Vent
	051384-01-000	EA	Cover - Roof Vent
	052639-01-001	EA	Hinge
	002825-01-000	EA	Weatherstrip
	048648-01-000	EA	Motor Asm - 12 Volt
	048649-01-000	EA	8" Plastic Fan - 5 Bladed
	008195-01-000	EA	Push Button Switch
	009440-01-000	EA	Lift Mechanism
	009439-01-000	EA	Crank
	009439-02-000	EA	Knob
	009439-03-000	EA	Extension
	009439-04-000	EA	Screw - 8 - 32 x 1 1/4" POH
	078785-01-Y12	EA	Screen Asm
	002291-02-000	SF	Window Screen - 16" Charcoal
	002298-02-000	FT	Spline

POWERED ROOF VENT (BATH) (CSA)

Key	Part Number	U/M	Description
**	064469-08-000	EA	Powered Roof Vent
**	The illustrated parts breakdown for this item is provided on the Common Items Fiche		

1990 ITASCA
TABLE OF CONTENTS

INTRODUCTION	A-01 - A-02
ABBREVIATIONS	A-03
ALPHABETICAL/GROUP REFERENCE	A-04 - A-06
IC/FM31RQ	A-07 - F-02
IC/FM34RA	F-03 - J-16

1990 IC/FM34RA INDEX

Floor Plan	F-03 - F-04
Accessories Group	F-05 - F-08
Bath Group	F-09 - F-11
Bedroom Group	F-12 - F-15
Chassis Group	F-16 - G-07
Curtain, Cushion & Pad Group	G-08 - G-17
Dinette Group	G-18 - G-20
Driver's Compartment Group	G-21 - H-01
Electrical Group	H-02 - H-06
Exterior Body Group	H-07 - H-15
Galley Group	H-16 - H-20
Heating & Air Conditioning Group	H-21 - H-22
Interior Finish Group	H-23 - H-24
Labels Group	I-01 - I-09
LP Group	I-10
Lounge Group	I-11 - I-14
Sealants & Fasteners Group	I-15 - I-16
Water & Sewage Group	I-17 - I-19
Window, Vent & Exterior Door Group	I-20 - J-16