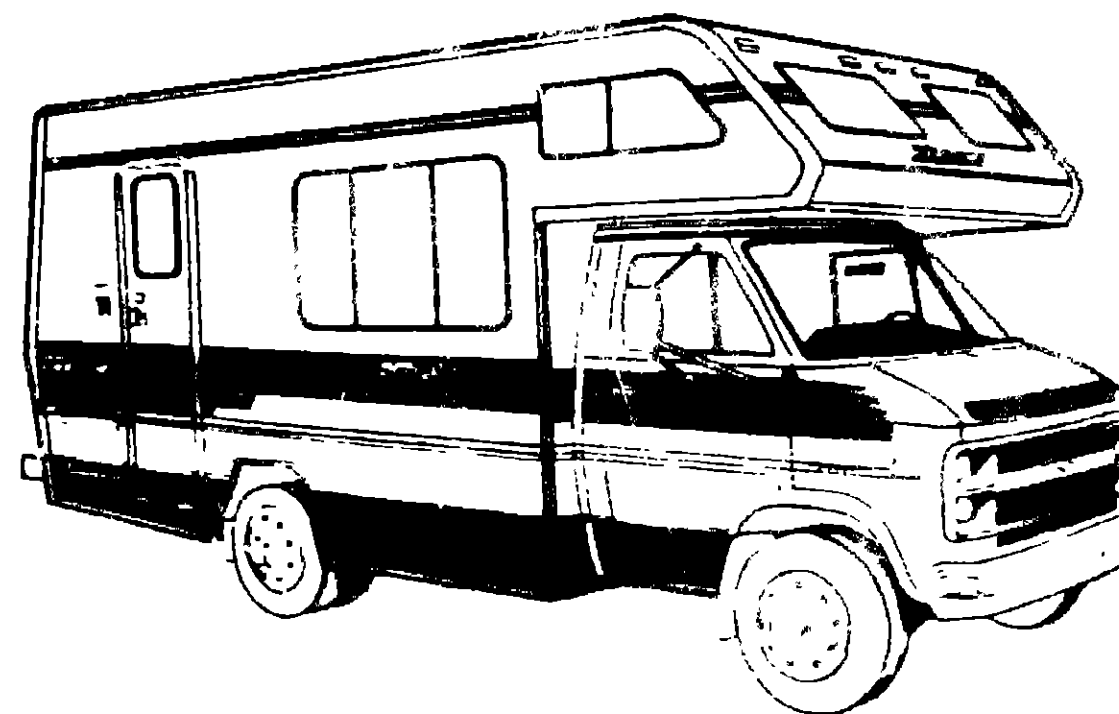


# 1990 ITASCA TABLE OF CONTENTS

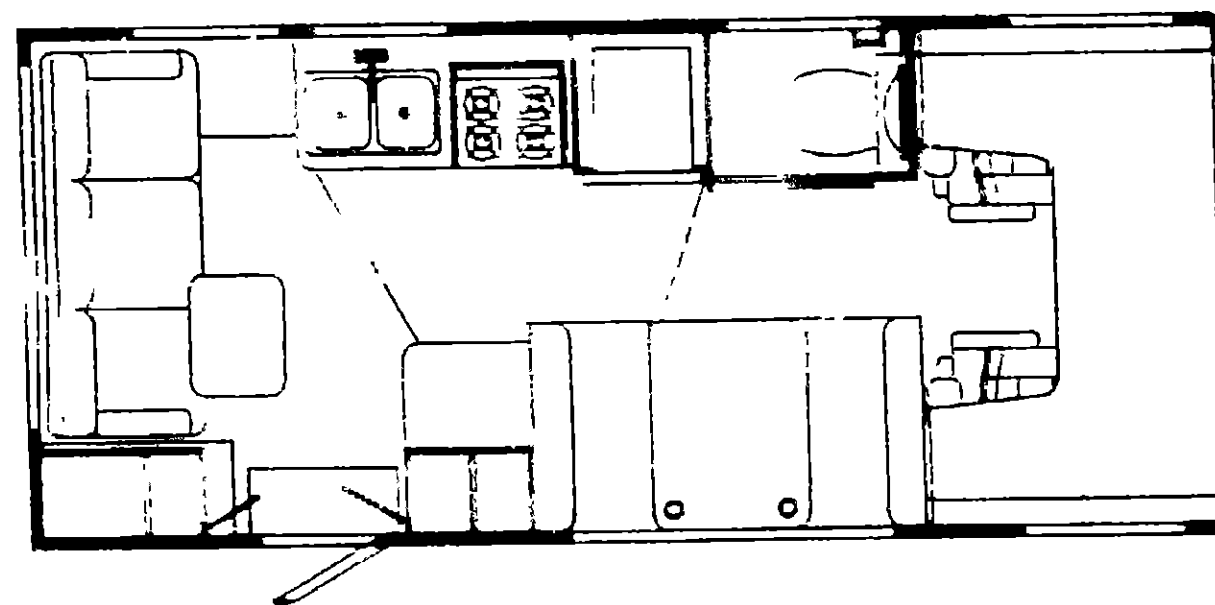
INTRODUCTION	A-01 - A-02
ABBREVIATIONS	A-03
ALPHABETICAL/GROUP REFERENCE	A-04 - A-06
IF321RT	A-07 - D-16
IF321RB	D-17 - G-10
IC F321RG	G-11 - J-14



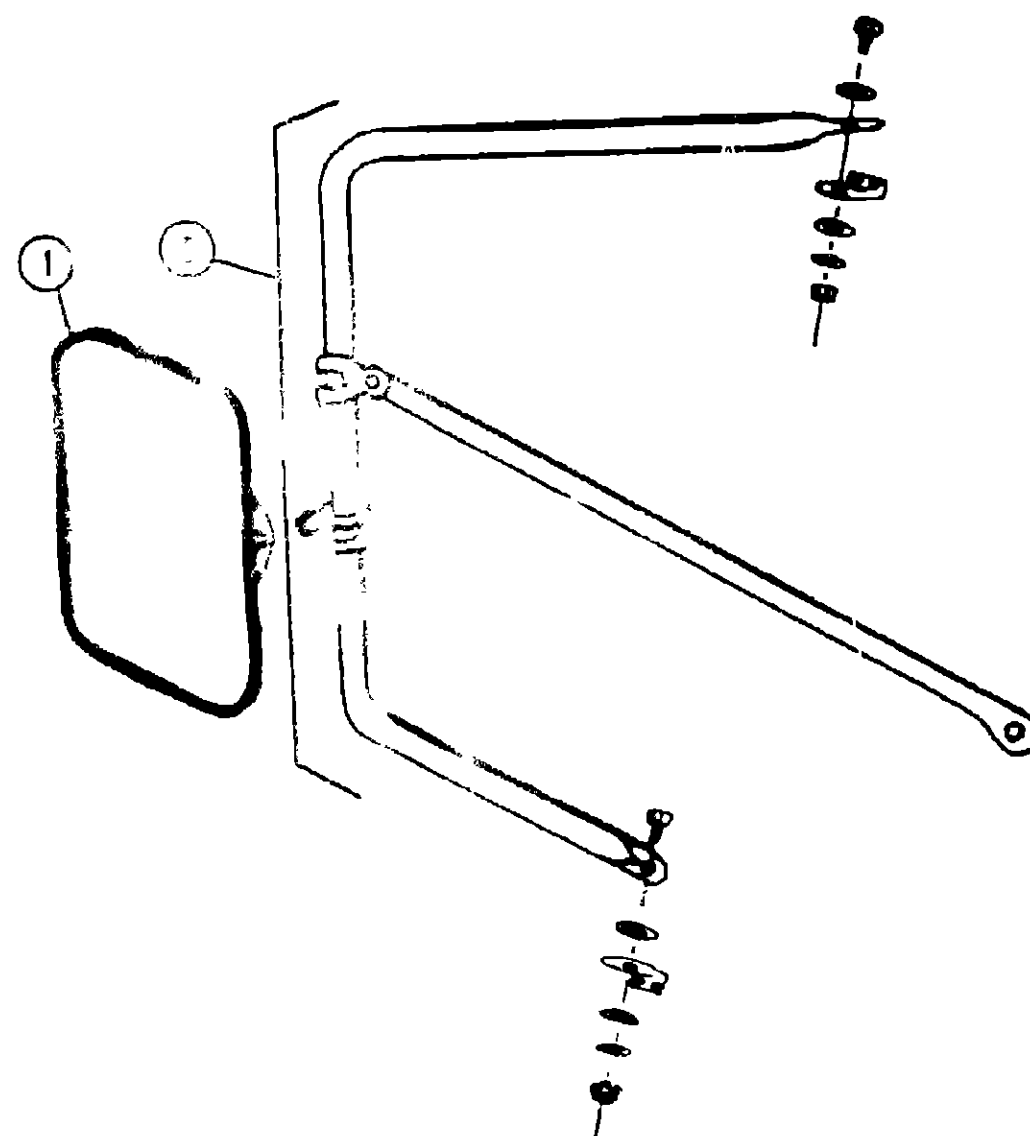
## 1990 IC/F321RG

### 1990 IC/F321RG INDEX

Floor Plan	G-11 - G-12
Accessories Group	G-13 - G-16
Bath Group	G-17 - G-18
Chassis Group	G-19 - G-21
Curtain, Cushion & Pad Group	G-22 - H-05
Dinette Group	H-06 - H-07
Driver's Compartment Group	H-08 - H-13
Electrical Group	H-14 - H-16
Exterior Body Group	H-17 - H-20
Galley Group	H-21 - H-24
Heating & Air Conditioning Group	I-01 - I-02
Interior Finish Group	I-03 - I-05
Labels Group	I-06 - I-13
LF Group	I-14
Lounge Group	I-15 - I-16
Sealants & Fasteners Group	I-17 - I-18
Water & Sewage Group	I-19 - I-20
Window, Vent & Exterior Door Group	I-21 - J-14



## ACCESSORIES GROUP



EXTERIOR MIRRORS

Key	Part Number	U/M	Description
1	049347-01-000	EA	Mirror Head - 7 1/2" x 10 1/2" - Stainless Steel (Option L63W)
1	049347-02-000	E/	Mirror Head - 7 1/2" x 10 1/2" - Off White
2	062047-01-000	EA	Arm - West Coast Mirror - Stainless Steel
	006043-01-000	EA	Mirror - Convex - Adhesive Back

### TV/VCR & RELATED COMPONENTS (OPTION L43V)

Key	Part Number	U/M	Description
	098447-01-000	EA	TV - 13" Color w/Remote - Magnavox (US)
	098447-02-000	EA	TV - 13" Color w/Remote - Magnavox (CSA)
	098447-01-700	EA	Remote Control - TV
	098448-02-000	EA	VCR - VHS - Cable Ready w/Remote - Magnavox
	098448-02-700	EA	Remote Control - VCR
	099856-01-000	EA	TV Tridown
	099819-01-000	EA	Speaker - 2 Watt - 8 OHM - 4"
	074978-1-000	EA	Cover - Speaker - Off White - Plastic

Include make & model number of TV or VCR when ordering this part.

## ACCESSORIES GROUP (CONTINUED)

### WHEEL COVER & MOUNTING HARDWARE

Key	Part Number	U/M	Description
	083181-02-000	EA	Wheel Cover - 18.5" (Set4) (Chevrolet)
	083181-02-700	EA	Wheel Cover - 18.5" (Chevrolet)
	083181-01-000	EA	Wheel Cover - 18" (Set4) (Ford)
	083181-01-700	EA	Wheel Cover - 18" (1) (Ford)
	083181-04-702	EA	Nut - Wheel Cover

### RADIO & RELATED COMPONENTS

Key	Part Number	U/M	Description
	080862-01-000	EA	Radio - AM/FM Stereo - w/Cassette
	007004-01-000	EA	Antenna - Radio - Cab Mount (Chevrolet)
	074979-01-000	EA	Shield - Speaker - Back - Barge
	074979-11-000	EA	Speaker Cover - Plastic - Off White
	080340-01-000	EA	Grill - Speaker - 6.5" - Square
	081082-01-000	EA	Pinque - Mounting Switch
	079385-02-000	EA	Radio Mounting Kit (Ford)
	091211-01-000	EA	Radio Mounting Kit (Chevrolet)
	084087-01-000	EA	Speaker - 5.25" - w/o Grille
	081058-02-000	EA	Wire Arm - 8 Pin - Audiovox Radio

### GENERATORS & COMPONENTS (OPTION L28E)

Key	Part Number	U/M	Description
	079854-08-000	EA	Generator - Emerald - 4.0 kw
	100874-03-000	EA	Generator - Emerald - 4.0 kw
	088252-01-000	EA	Exhaust Pipe - Generator - w/2 Bolt Hole Flange
	083152-04-000	EA	Exhaust Pipe - Generator
	083152-07-000	EA	Exhaust Pipe - Generator
	088484-01-000	EA	Bracket - Exhaust
	081384-03-000	EA	Muffler - Generator - Emerald
	007067-01-000	SF	Insulation - Fiberglass - 1"
	078045-01-000	EA	Strap - Support - Generator - 4 Hole
	084385-01-000	EA	Strap - Support - Generator - 2 Hole
	079854-01-700	EA	Hinge Kit - Emerald Generator
	007063-01-000	EA	Hose - Gas - 1/4" ID x 1/2" OD
	007125-03-000	EA	Clamp - Muffler - 1.1" Dia.
	007125-04-000	EA	Clamp - Muffler - 1.5" Dia.
	007181-01-000	EA	Clamp - Hose - Spring Type - 1/2"
	083208-01-000	EA	Converter - 40 Amp. w/Charger (CSA)
	008052-01-000	EA	Power Cord - 10-3 Wire - 30 Amp. - 25' (CSA)

These parts were used from 4/9/80 on.

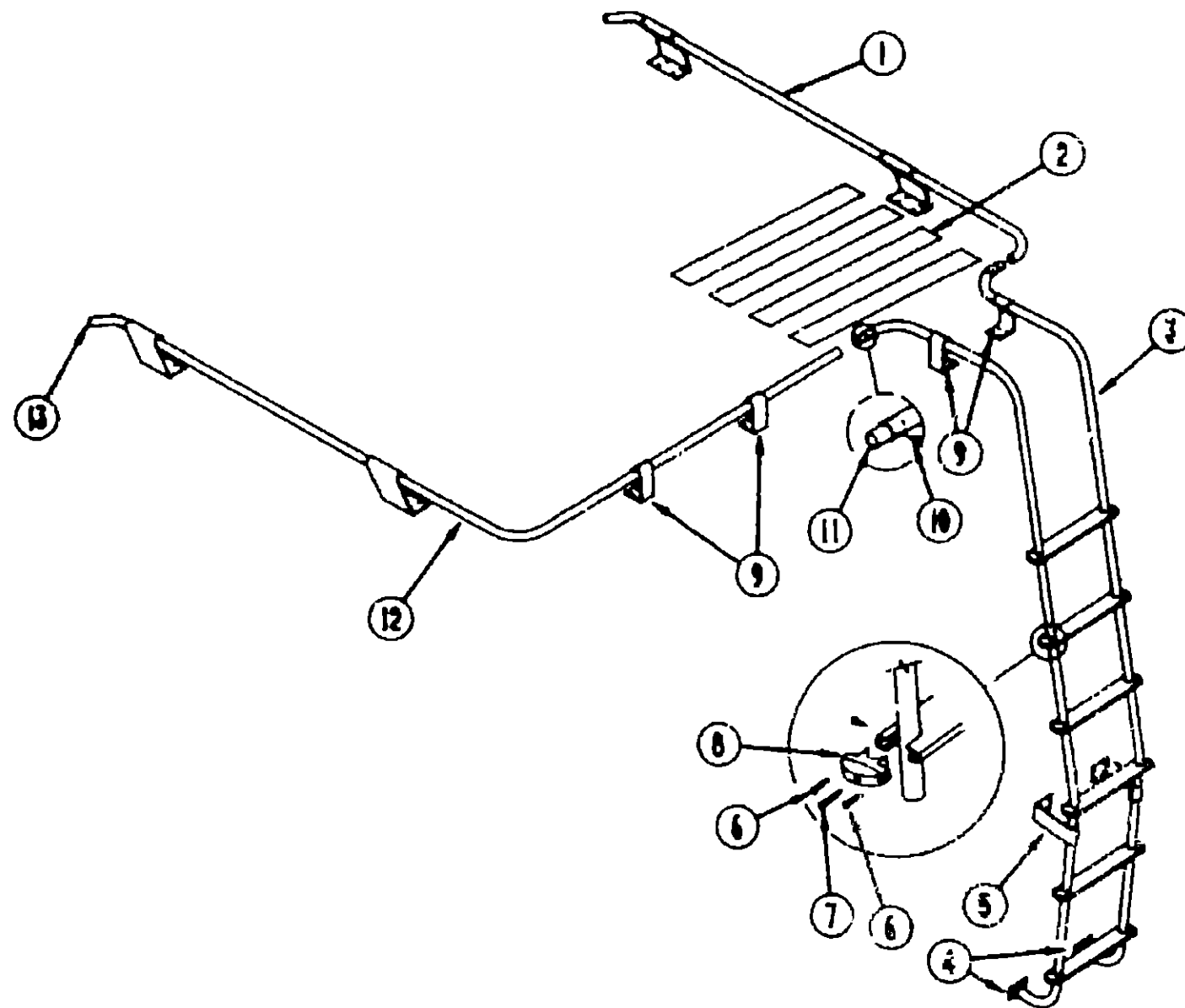
## 1990 ITASCA TABLE OF CONTENTS

INTRODUCTION	A-01 - A-02
ABBREVIATIONS	A-03
ALPHABETICAL/GROUP REFERENCE	A-04 - A-08
IF327RT	A-07 - D-16
IF327RB	D-17 - G-10
IC/F321RG	G-11 - J-14

## 1990 IC/F321RG INDEX

Floor Plan	G-11 - G-12
Accessories Group	G-13 - G-16
Bath Group	G-17 - G-18
Chassis Group	G-19 - G-21
Curtain, Cushion & Pad Group	G-22 - H-05
Dinette Group	H-06 - H-07
Driver's Compartment Group	H-08 - H-13
Electrical Group	H-14 - H-16
Exterior Body Group	H-17 - H-20
Galley Group	H-21 - H-24
Heating & Air Conditioning Group	I-01 - I-02
Interior Finish Group	I-03 - I-05
Labels Group	I-06 - I-13
LP Group	I-14
Lounge Group	I-15 - I-16
Sealants & Fasteners Group	I-17 - I-18
Water & Sewage Group	I-19 - I-20
Window, Vent & Exterior Door Group	I-21 - J-14

# ACCESSORIES GROUP (CONTINUED)



## RACK & LADDER COMPONENTS (OPTION L502)

Key	Part Number	U/M	Description
1	081026-01-T03	EA	Rack Arm - Passenger Side w/2 Angled Standoff
2	036327-01-000	EA	Tape - Anti-Slip - 2" x 60"
3	081016-04-AA3	EA	Ladder
4	067165-01-000	EA	Mounting Bracket - Ladder - Lower
5	067125-01-000	EA	Standoff - Ladder - Bright Dipped - Lower
6	000G38-06-10T	EA	Screw - SF/DR - 6 - 20 x 5/8" PPH - Black
7	000G38-10-36T	EA	Screw - 10 - 12 x 2.25" POH - Black
8	076680-02-000	EA	End Cap - Step - Black
9	080886-01-000	EA	Standoff - Rack & Ladder - Bright Dipped
9	081085-02-000	EA	Standoff - Rack & Ladder - Bright Dipped
10	000G38-08-08E	EA	Screw - SF/DR - 8 - 18 x 50 PPH
11	083681-51-002	EA	Splice
12	081026-02-T03	EA	Rack Arm - Driver Side w/2 Angled & 2 Straight Standoff
13	081114-01-000	EA	Cap - Insert - Round - 1" Dia

\* These parts are used from 3/5/90 on

# ACCESSORIES GROUP (CONTINUED)

## MISCELLANEOUS ACCESSORIES

Key	Part Number	U/M	Description
	054185-35-000	EA	Owner's Manual - 1990 - Vauxhall
	082318-01-000	EA	Binder - 3 Ring - Vendor Name
	082318-01-000	EA	Page - Plastic Packet
	088084-11-000	EA	Cassette - Itasca "Spirit"
	084488-01-000	EA	Fire Extinguisher - 1A 10BC (UL)
	084488-02-000	EA	Fire Extinguisher - 1A 10BC (CSA)
	084488-01-700	EA	Bracket - Mounting w/Plastic Strap - Fire Extinguisher
	072852-01-000	EA	Smoke Detector w/9 Volt Battery
	100803-01-000	EA	Wall Clock - Round - Bazel

## TV ANTENNA (OPTION 183)

Key	Part Number	U/M	Description
	076319-13-000	EA	Antenna - TV Roof Mount - 41.5"
	076319-13-700	EA	Head - Antenna - Non-Amplified
	076319-01-701	EA	Gear - Elevating - Plastic
	076319-01-702	EA	Shaft Arm - Elevating
	076319-01-703	EA	Bearing - Nylon - .5" OD
	076319-01-704	EA	Bearing - Nylon - 1.25" OD
	076319-01-705	EA	Grommet - Nylon - 7/8" ID
	076319-01-706	EA	Crank - Elevating w/Set Screw
	076319-01-707	EA	Spring - Handle
	076319-06-000	EA	Adaptor - Cable Roof Plate
	093252-01-01A	EA	Wallplate/Cable - Beige
	076319-11-000	EA	Adapter - Coax w/Splitter
	076319-03-000	FT	Cable - Coaxial - 1000' Roll
	076319-12-000	EA	Connector - Coaxial
	076319-04-000	EA	Connector w/Ferrule
	080734-02-000	EA	Clip - Wire Nylon

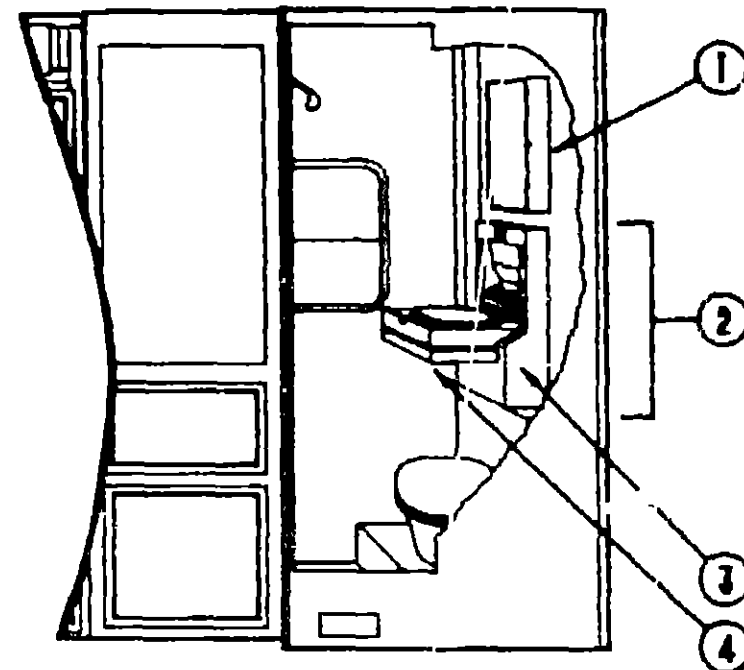
## 1990 ITASCA TABLE OF CONTENTS

INTRODUCTION	A-01 - A-02
ABBREVIATIONS	A-03
ALPHABETICAL/GROUP REFERENCE	A-04 - A-08
IF327RT	A-07 - D-16
IF327R8	D-17 - G-10
IC/F321RG	G-11 - J-14

## 1990 IC/F321RG INDEX

Floor Plan	G-11 - G-12
Accessories Group	G-13 - G-16
Bath Group	G-17 - G-18
Chassis Group	G-19 - G-21
Curtain, Cushion & Pad Group	G-22 - H-05
Dinette Group	H-06 - H-07
Driver's Compartment Group	H-08 - H-13
Electrical Group	H-14 - H-16
Exterior Body Group	H-17 - H-20
Galley Group	H-21 - H-24
Heating & Air Conditioning Group	I-01 - I-02
Interior Finish Group	I-03 - I-05
Labels Group	I-06 - I-13
LP Group	I-14
Lounge Group	I-15 - I-16
Sealants & Fasteners Group	I-17 - I-18
Water & Sewage Group	I-19 - I-20
Window, Vent & Exterior Door Group	I-21 - J-14

# BATH GROUP



## BATH CABINETS

Key	Part Number	U/M	Description
1	099006-01-01A	EA	Medicine Cabinet - Metal
2	M02633-01-AA3	EA	Cabinet Asm. - Fold-Up Sink - Complete
3	083656-01-AA3	EA	Cabinet Asm. - Lavatory
	083509-01-000	EA	Panel Asm. - Backsplash - Lavatory - Off White
4	083642-01-AA3	EA	Cabinet Asm. - Lavatory w/Fold-Up Sink
	M02596-01-AA3	EA	Countertop Asm. - Sink Top - Flip-Up
	M02597-01-AA3	EA	Countertop Asm. - Sink Bottom - Flip-Up
	083510-02-000	EA	Sink - Fold-Up - Off White
	077251-01-000	EA	Drawer - Tipout - Plastic
	083669-01-AA3	EA	Sliding Door - Bath

# BATH GROUP (CONTINUED)

## BATH HARDWARE

Key	Part Number	U/M	Description
	075240-08-000	EA	Faucet - Lavatory - Bone
	091253-01-000	EA	Gasket - Lavatory Faucet
	075241-04-000	EA	Faucet - Shower - Brass
	075241-05-000	EA	Faucet - Shower - Bone
	075452-02-000	EA	Holder - Toilet Tissue - Brass
	075454-02-000	EA	Towel Ring - w/Mounting Hardware - Brass
	011048-02-000	EA	Shower Head w/80" Hose (US)
	011048-05-000	EA	Shower Head w/80" Hose (CSA)
	M02606-01-000	EA	Shower Pan
	011089-03-000	EA	Tailpiece - Shower/Tub - 1 1/2" x 1 3/4"
	084481-03-000	EA	Curtain Arm - Shower - 74" x 80"
	083511-01-000	EA	Catch Basin - Lavatory Sink
	011083-01-000	EA	Plug - w/Tailpiece - Sink - 1.25" x 5"
	061604-01-000	EA	Slide Bolt - Antique Brass
	066436-01-000	EA	Slip Nut - 1.5" Tailpiece - Bathtub
	066440-01-000	EA	Strainer - Shower Pan - w/Rubber Washer
	067487-01-000	EA	Toilet - Thetford - Aqua Magic - Ivory
	067487-01-700	EA	C.L.F.L. Seal & Bolt Package
	067487-01-701	EA	Water Saver Package
	067487-01-702	EA	Clamp
	063740-01-710	EA	Link
	063740-01-711	EA	Spring - Return Lever
	063740-01-716	EA	Seat Cover
	063740-01-700	EA	Lever - Water
	063740-01-701	EA	Lever - Flush
	063740-01-717	EA	Flush Tube
	063740-01-713	EA	Seal - Ball Valve to Bowl
	063740-01-714	EA	Valve Arm - Water
	063740-01-707	EA	Seal - Closet - Flange
	063740-01-706	EA	Bolt Package - Closet
	024676-01-000	EA	Flange - Closet - Toilet - 3" x 4" (US)
	024676-02-000	EA	Flange - Closet - Toilet - 3" x 4" (CSA)
	093801-01-000	EA	Track Asm. - Shower Curtain
	069735-01-000	EA	Washer - Tailpiece - 1.5" Plastic
	009156-01-000	EA	Hanger - Sliding Door
	071817-08-000	EA	Track - Sliding Door - 51.2"
	068034-01-000	EA	Latch - Sliding Door
	064467-01-000	EA	Guide - Pocket Door - Wall Mount - Sliding Door

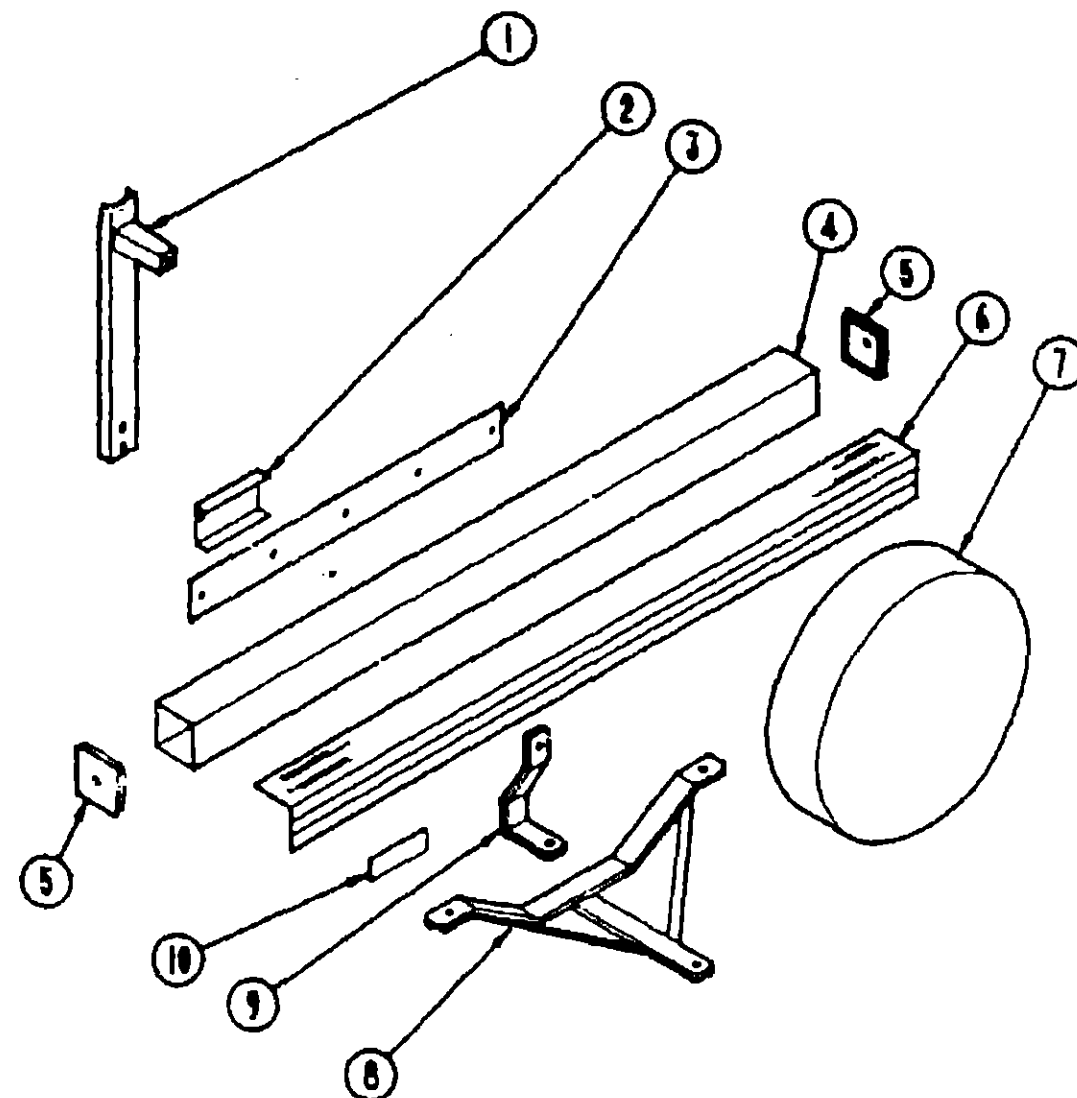
## 1990 ITASCA TABLE OF CONTENTS

INTRODUCTION	A-01 - A-02
ABBREVIATIONS	A-03
ALPHABETICAL/GROUP REFERENCE	A-04 - A-06
IF327RT	A-07 - D-18
IF327RB	D-17 - G-10
IC/F321RG	J-11 - J-14

## 1990 IC/F321RG INDEX

Floor Plan	G-11 - G-12
Accessories Group	G-13 - G-16
Bath Group	G-17 - G-18
Cheeses Group	G-19 - G-21
Curtain, Cushion & Pad Group	G-22 - H-05
Dinetto Group	H-06 - H-07
Driver's Compartment Group	H-08 - H-13
Electrical Group	H-14 - H-16
Exterior Body Group	H-17 - H-20
Galley Group	H-21 - H-24
Heating & Air Conditioning Group	I-01 - I-02
Interior Finish Group	I-03 - I-05
Labels Group	I-06 - I-13
LP Group	I-14
Lounge Group	I-15 - I-16
Sealants & Fasteners Group	I-17 - I-18
Water & Sewage Group	I-19 - I-20
Window, Vent & Exterior Door Group	I-21 - J-14

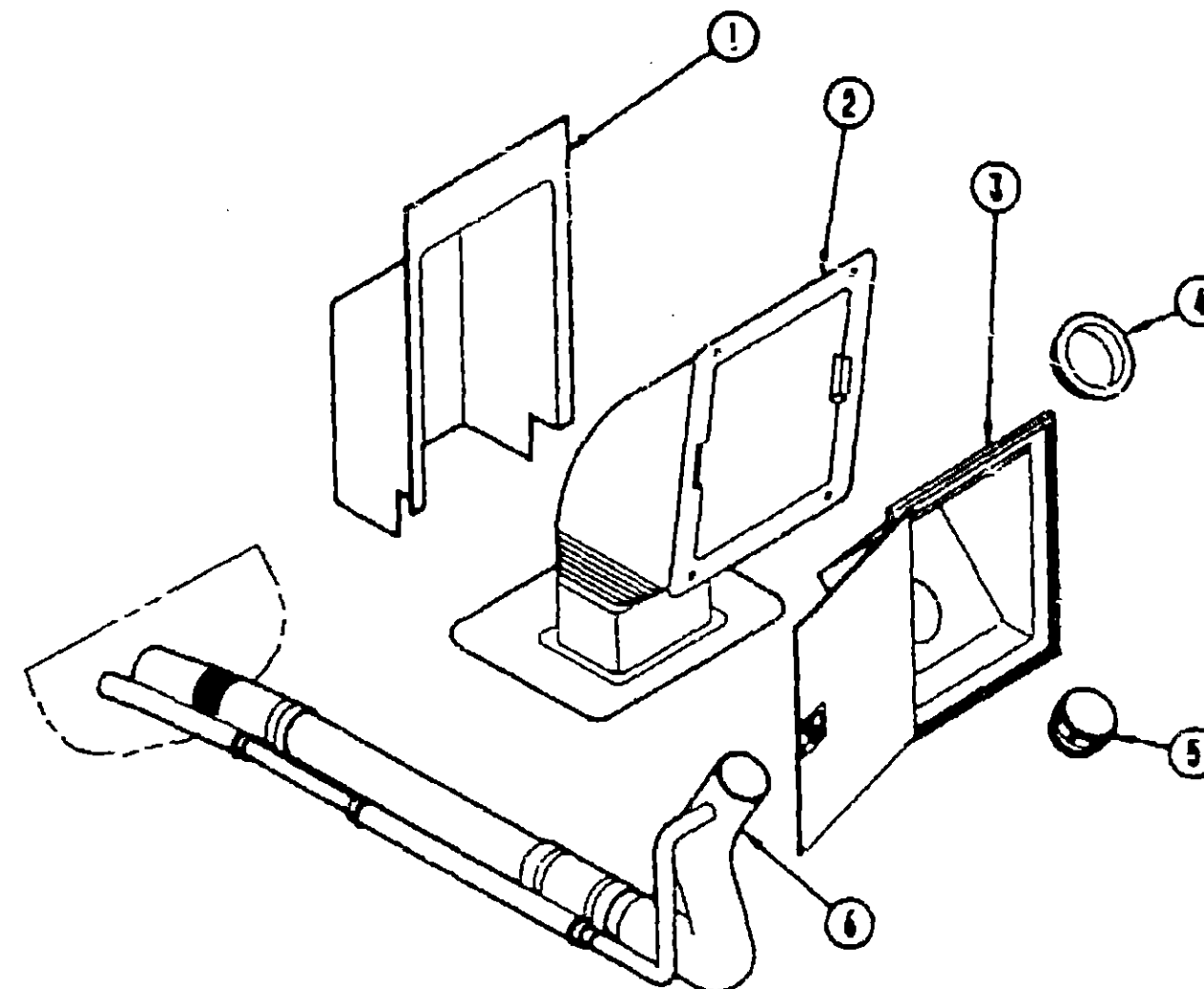
## CHASSIS GROUP



### SPARE TIRE, HITCH & REAR BUMPER

Key	Part Number	U/M	Description
1	079027-01-000	EA	Bracket Asm. - Tire Carrier
2	M64800-02-000	EA	Mount Support - Tire Carrier
3	M22150-01-000	EA	Bracket - Rear Bumper
4	064602-01-000	EA	Bumper Asm. - Square - Off White
5	039779-01-000	EA	Bumper Cap - Black Rubber - 4" x 4"
6	041332-03-000	EA	Cover - Bumper - w/o Reflector - 4" Square x 92"
7	073322-06-AA3	EA	Cover - Tire - 32" - White
8	068855-01-AA3	EA	Cover - Spare Tire - Vinyl - Off White
9	064833-02-000	EA	Trailer Hitch Asm. (Chevrolet)
10	064833-03-000	EA	Trailer Hitch Asm. (Ford)
	064824-02-000	EA	Support - Trailer Hitch
	041332-02-000	EA	Reflector - Bumper Cover - Self-Adhesive - 6 1/2" x 3/4"
	070917-02-000	EA	Tire - Michelin - Radial (Ford)
	057865-01-000	EA	Tire - Michelin - Radial
	037291-03-000	EA	Tire - Goodyear - 10 Ply Polyester (Chevrolet)
	082400-02-000	EA	Wheel - Steel - 6" x 16.5" (Chevrolet)
	083617-01-000	EA	Wheel - Steel - 6" x 16" - 8 Hole (Ford)
	051377-01-000	EA	Valve Stem

## CHASSIS GROUP (CONTINUED)



### FUEL FILL COMPONENTS

Key	Part Number	U/M	Description
1	078040-02-000	EA	Shroud - Fuel Fill - Upper
2	083578-01-000	EA	Boot - Fuel Fill
	084235-01-000	EA	Support Flange - Fuel Fill Boot
3	078010-03-000	EA	Door Asm. - Fuel Fill - Off White
	077963-01-000	EA	Gasket - Fuel Fill Door
4	078200-01-000	EA	Gasket - Fuel Fill
*5	NOTE	EA	Fuel Cap
*6	NOTE	EA	Filler Neck - Fuel Fill
	066732-01-000	EA	Hose - Fuel Fill - .62 ID
NOTE: These items are chassis supplied.			

## 1990 ITASCA TABLE OF CONTENTS

INTRODUCTION	A-01 - A-02
ABBREVIATIONS	A-03
ALPHABETICAL/GROUP REFERENCE	A-04 - A-06
IF327RT	A-07 - D-16
IF327RB	D-17 - G-10
IC/F321RG	G-11 - J-14

## 1990 IC/F321RG INDEX

Floor Plan	G-11 - G-12
Accessories Group	G-13 - G-16
Bath Group	G-17 - G-18
Chassis Group	G-19 - G-21
Curtain, Cushion & Pad Group	G-22 - H-05
Dinette Group	H-06 - H-07
Driver's Compartment Group	H-08 - H-13
Electrical Group	H-14 - H-16
Exterior Body Group	H-17 - H-20
Galley Group	H-21 - H-24
Heating & Air Conditioning Group	I-01 - I-02
Interior Finish Group	I-03 - I-05
Labels Group	I-06 - I-13
LP Group	I-14
Lounge Group	I-15 - I-16
Sealants & Fasteners Group	I-17 - I-18
Water & Sewage Group	I-19 - I-20
Window, Vent & Exterior Door Group	I-21 - J-14

## CHASSIS GROUP (CONTINUED)

### GENERATORS & COMPONENTS (OPTION L30E)

Key	Part Number	U/M	Description
	078854-08-000	EA	Generator - Emerald - 4.0 kw
	100874-03-000	EA	Generator - Emerald - 4.0 kw
	086252-01-000	EA	Exhaust Pipe - Generator - w/2 Bolt Hole Flange
	083152-07-000	EA	Exhaust Pipe - Generator
	086484-01-000	EA	Bracket - Exhaust
	081384-03-000	EA	Muffler - Generator - Emerald
	007087-01-000	SF	Insulation - Fiberglass - 1"
	078045-01-000	EA	Strap - Support - Generator - 4 Hole
	084385-01-000	EA	Strap - Support - Generator - 2 Hole
	078054-01-700	EA	Hinge Kit - Emerald Generator
	007083-01-000	EA	Hose - Gas - 1/4" ID x 1/2" OD
	007125-03-000	EA	Clamp - Muffler - 1.1" Dia.
	007125-04-000	EA	Clamp - Muffler - 1.5" Dia.
	007161-01-000	EA	Clamp - Hose - Spring Type - 1/2"
	083208-01-000	EA	Converter - 40 Amp. w/Charger (CSA)
	008052-01-000	EA	Power Cord - 10-3 Wire - 30 Amp. - 25' (CSA)

\* These parts were used from 4/9/90 on.

### MISCELLANEOUS CHASSIS PARTS

Key	Part Number	U/M	Description
	085450-01-000	EA	Tiedown - Battery - 11.1" Tube
	085450-02-000	EA	Tiedown - Battery - 14.3" Tube
	085450-06-000	EA	Tiedown - Battery - 11.1" Tube
	085451-02-000	EA	Tiedown Arm. - Battery - 11.1" Tube
	085451-03-000	EA	Tiedown Arm. - Battery - 14"
	010497-01-000	EA	Clamp - Closed - 5/8 ID
	007161-01-000	EA	Clamp - Hose - Spring Type 112
	082401-01-000	EA	Clamp - Hose - Wormgear - .22" ID - 1" ID
	082401-02-000	EA	Clamp - Hose - Wormgear - 1.56" - 2.5" ID
	082401-03-000	EA	Clamp - Hose - Wormgear - .25" ID - 1" ID
	082401-04-000	EA	Clamp - Hose - Wormgear - .60" ID - 1.25" ID
	082401-08-000	EA	Clamp - Hose - Wormgear - .22" ID - .62" ID
	023146-01-000	EA	Clamp - Screw Type - 4"
	098020-06-000	EA	Compartment Arm. - Storage
	074964-01-000	EA	Guide - Track - Battery Tray
	007063-01-000	FT	Hose - Gas - 1/4 ID x 1/2 OD
	007108-01-000	FT	Hose - Heater - 5/8 ID
	080208-02-000	EA	Leverage Bar - Lug Wrench (Chevrolet)
	080208-01-000	EA	Lug Wrench (Chevrolet)
	017516-01-000	EA	Mud Flap w/holes - 14" x 18" - Black
	055852-01-000	EA	Plate - Retaining Strap
	064089-01-000	EA	Splash Guard - Black Rubber
	045731-01-000	EA	Rock Guard - Rear
	045731-04-000	EA	Rock Guard
	072884-19-000	EA	Running Boards - Aluminum - Chevrolet - 27" (Option 66R)
	072884-20-000	EA	Running Boards - Aluminum - Ford - 40" (Option 66R)
	077848-02-000	EA	Step Arm. - Pullout
	078211-01-000	EA	Support Arm. - Step
	086322-01-000	EA	Wheelwell - Plastic
	008343-01-000	EA	Wire Tie - 6"

\* These parts were used from 4/15/90 on.

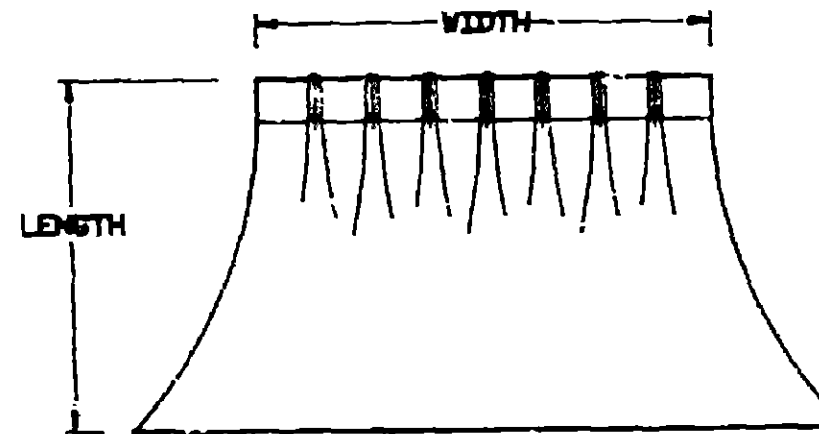
NOTE: Remainder of exhaust components available from Chassis Service Center.

## CURTAIN, CUSHION & PAD GROUP

### NOTICE

In order to assist our Part Sales Dept. in providing interior software items, please include the serial number and the color code number from the vehicle certification label when ordering. This label is located on the left sidewall at the end of the dash (A-Body), or on the driver's door latch plate (C-Body).

An example of a color code number is P31, which designates an overall color scheme of a particular unit. The color listed after the item description on the microfiche, indicates the overall unit color. Order the item you desire according to unit color code.



NOTE: Use this illustration when determining length and width measurements for curtains. You will note the width measurement is taken on the top of the curtain with the curtain fully extended. The length measurement is taken from top to bottom.

### FABRICS & CARPETS

Key	Part Number	U/M	Description
	072333-61-000	YD	Fabric - Drapery - Pacific (Privacy) (AD3)
	072333-70-000	YD	Fabric - Drapery - Chrome (Privacy) (AD3)
	072333-72-000	YD	Fabric - Drapery - Suede (Privacy) (AD4)
	087272-01-000	YD	Fabric - Drapery - Linen - 40" - Ivory
	098008-05-000	YD	Fabric - Upholstery - Main (AD3)
	098008-06-000	YD	Fabric - Upholstery - Main (AD4)
	098008-21-000	YD	Fabric - Upholstery - Accent (AD3)
	098008-22-000	YD	Fabric - Upholstery - Accent (AD4)
	088273-38-000	YD	Fabric - Window & Bedspread - 54" Wide (AD3)
	088273-48-000	YD	Fabric - Window & Bedspread - 54" Wide (AD4)
	072333-67-000	YD	Fabric - Speaker Cover
	075244-02-000	YD	Vinyl - Shower Curtain - Beige
	079680-06-000	YD	Vinyl - Off White
	079680-07-000	YD	Vinyl - Beige
	098080-02-000	YD	Carpet - Blue Coral (AD3)
	098080-07-000	YD	Carpet - Desert Sand (AD4)
	081261-01-000	FT	Backing - Carpet - Non-Skid - 12" (Floor Mat)
	076314-02-000	FT	Tape - Heat Bonded - Carpet Seam
	047034-02-000	SF	Plastic Runner - Carpet - 4' Wide - Clear
	075233-01-000	SY	Pad - Carpet - 3/8" x 6'
	079870-09-000	YD	Tape - Carpet - 3/4"
	085746-01-000	FT	Trim - "J" - Carpet - PVC - Beige
	087956-04-000	EA	Trim - Cab Carpet - Extruded - 12" x 25.4" - Black

\* These are parts used from 7/25/89 on.

NOTE: Replace vinyl flooring locally.

## 1990 ITASCA TABLE OF CONTENTS

INTRODUCTION	A-01 - A-02
ABBREVIATIONS	A-03
ALPHABETICAL/GROUP REFERENCE	A-04 - A-06
IF327RT	A-07 - D-16
IF327RB	D-17 - G-10
IC/F321RG	G-11 - J-14

## 1990 IC/F321RG INDEX

Floor Plan	G-11 - G-12
Accessories Group	G-13 - G-16
Bath Group	G-17 - G-18
Chassis Group	G-19 - G-21
Curtain, Cushion & Pad Group	G-22 - H-05
Dineette Group	H-06 - H-07
Driver's Compartment Group	H-08 - H-13
Electrical Group	H-14 - H-16
Exterior Body Group	H-17 - H-20
Galley Group	H-21 - H-24
Heating & Air Conditioning Group	I-01 - I-02
Interior Finish Group	I-03 - I-05
Labels Group	I-06 - I-13
LP Group	I-14
Lounge Group	I-15 - I-16
Sealants & Fasteners Group	I-17 - I-18
Water & Sewage Group	I-19 - I-20
Window, Vent & Exterior Door Group	I-21 - J-14

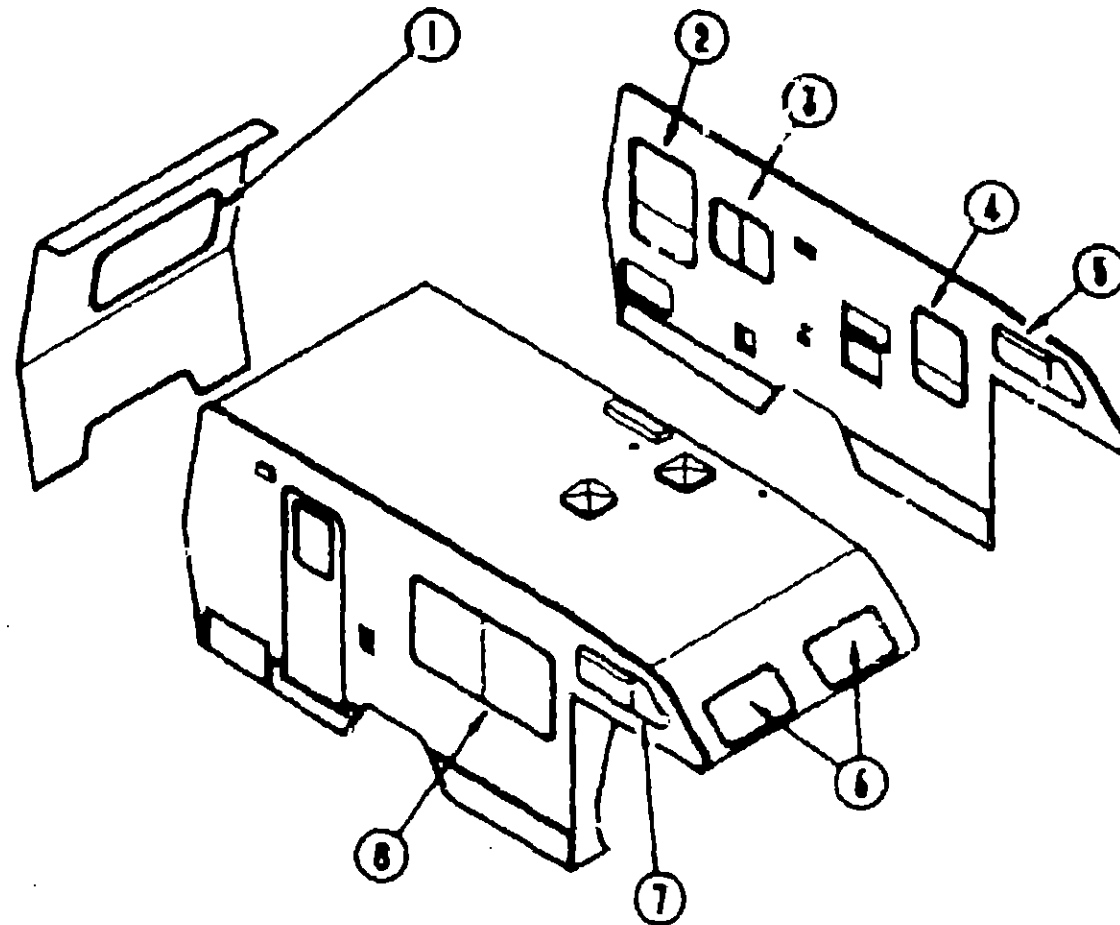
# CURTAIN, CUSHION & PAD GROUP (CONTINUED)

# CURTAIN, CUSHION & PAD GROUP (CONTINUED)

## CURTAINS, SHADES, VALANCES & TIEBACKS (FROM 00/00/00 THRU 10/01/00) (CONTINUED)

## 1990 ITASC-A TABLE OF CONTENTS

INTRODUCTION	A-01 - A-02
ABBREVIATIONS	A-03
ALPHABETICAL/GROUP REFERENCE	A-04 - A-06
IF327RT	A-07 - D-16
IF327F9	D-17 - J-10
IC/F321RG	G-11 - J-14

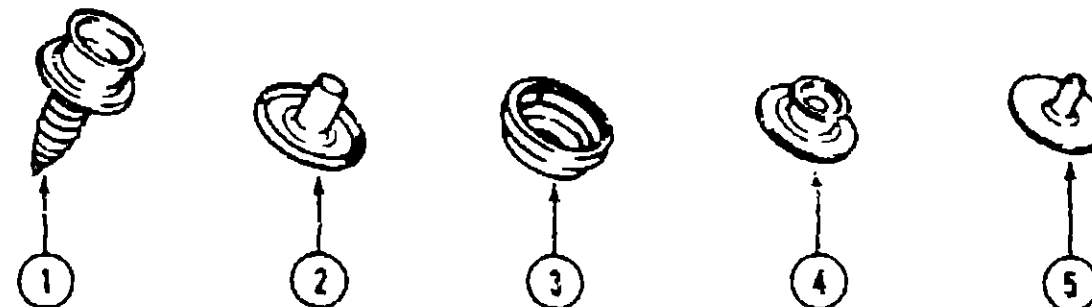


## CURTAINS, SHADES, VALANCES & TIEBACKS (FROM 00/00/00 THRU 10/01/00)

Key	Part Number	U/M	Description
1	M81977-36-AA8	EA	Valance Arm. w/Wood Trim - 73.5" (AD3)
1	M81977-36-AD8	EA	Valance Arm. w/Wood Trim - 73.5" (AD3)
1	M81977-36-AD9	EA	Valance Arm. w/Wood Trim - 73.5" (AD4)
1	089058-61-AA3	EA	Leg Arm. - Left - 27.5" (AD3)
1	089058-61-AD3	EA	Leg Arm. - Left - 27.5" (AD3)
1	089058-61-AD4	EA	Leg Arm. - Left - 27.5" (AD4)
1	089058-62-AA3	EA	Leg Arm. - Right - 27.5" (AD3)
1	089058-62-AD3	EA	Leg Arm. - Right - 27.5" (AD3)
1	089058-62-AD4	EA	Leg Arm. - Right - 27.5" (AD4)
1	096335-10-AA3	EA	Pleated Blind - 65" x 26.5" Drop (AD3)
1	096335-10-AD3	EA	Pleated Blind - 65" x 26.5" Drop (AD3)
1	096335-10-AD4	EA	Pleated Blind - 65" x 26.5" Drop (AD4)
2	M81977-39-AA3	EA	Valance Arm. w/Wood Trim - 65.5" (AD3)
2	M81977-39-AD3	EA	Valance Arm. w/Wood Trim - 65.5" (AD3)
2	M81977-39-AD4	EA	Valance Arm. w/Wood Trim - 65.5" (AD4)
2	096335-11-AA3	EA	Pleated Blind - 29.5" x 37" Drop (AD3)
2	096335-11-AD3	EA	Pleated Blind - 29.5" x 37" Drop (AD3)
2	096335-11-AD4	EA	Pleated Blind - 29.5" x 37" Drop (AD4)
3	M81977-39-AA3	EA	Valance Arm. w/Wood Trim - 65.5" (AD3)
3	M81977-39-AD3	EA	Valance Arm. w/Wood Trim - 65.5" (AD3)
3	M81977-39-AD4	EA	Valance Arm. w/Wood Trim - 65.5" (AD4)
3	096335-02-AA3	EA	Pleated Blind - 28" x 21.5" Drop (AD3)
3	096335-02-AD3	EA	Pleated Blind - 28" x 21.5" Drop (AD3)
3	096335-02-AD4	EA	Pleated Blind - 28" x 21.5" Drop (AD4)

Key	Part Number	U/M	Description
4	089777-05-000	EA	Valance Arm. - Window - Plastic - Off White
4	084755-63-AA3	EA	Pull Shade - 27.25" (AD3)
4	084755-63-AD3	EA	Pull Shade - 27.25" (AD3)
4	084755-63-AD4	EA	Pull Shade - 27.25" (AD4)
5	087878-03-AA2	EA	Valance Arm. - 5" x 40" (AD3)
5	087878-03-AD3	EA	Valance Arm. - 5" x 40" (AD3)
5	087878-03-AD4	EA	Valance Arm. - 5" x 40" (AD4)
5	073304-64-AA3	EA	Curtain Arm. w/Snap Top - 18" x 25" (AD3)
5	073304-64-AD3	EA	Curtain Arm. w/Snap Top - 18" x 25" (AD3)
5	073304-64-AD4	EA	Curtain Arm. w/Snap Top - 18" x 25" (AD4)
6	087878-01-AA3	EA	Valance Arm. w/Wood Trim - 7" x 85.5" (AD3)
6	087878-01-AD3	EA	Valance Arm. w/Wood Trim - 7" x 85.5" (AD3)
6	087878-01-AD4	EA	Valance Arm. w/Wood Trim - 7" x 85.5" (AD4)
6	073304-63-AA3	EA	Curtain Arm. w/Snap Top - 21" x 45" (AD3)
6	073304-63-AD3	EA	Curtain Arm. w/Snap Top - 21" x 45" (AD3)
6	073304-63-AD4	EA	Curtain Arm. w/Snap Top - 21" x 45" (AD4)
7	087878-02-AA3	EA	Valance Arm. - 5" x 40" (AD3)
7	087878-02-AD3	EA	Valance Arm. - 5" x 40" (AD3)
7	087878-02-AD4	EA	Valance Arm. - 5" x 40" (AD4)
7	073304-64-AA3	EA	Curtain Arm. w/Snap Top - 18" x 25" (AD3)
7	073304-64-AD3	EA	Curtain Arm. w/Snap Top - 18" x 25" (AD3)
7	073304-64-AD4	EA	Curtain Arm. w/Snap Top - 18" x 25" (AD4)
8	M81977-39-AA3	EA	Valance Arm. w/Wood Trim - 46.5" (AD3)
8	M81977-39-AD3	EA	Valance Arm. w/Wood Trim - 46.5" (AD3)
8	M81977-39-AD4	EA	Valance Arm. w/Wood Trim - 46.5" (AD4)
8	089058-70-AA8	EA	Leg Arm. - Left - Window - 27.5" (AD3)
8	089058-70-AD8	EA	Leg Arm. - Left - Window - 27.5" (AD3)
8	089058-70-AD9	EA	Leg Arm. - Left - Window - 27.5" (AD4)
8	089058-69-AA8	EA	Leg Arm. - Right - Window - 27.5" (AD3)
8	089058-69-AD8	EA	Leg Arm. - Right - Window - 27.5" (AD3)
8	089058-69-AD9	EA	Leg Arm. - Right - Window - 27.5" (AD4)
8	096335-04-AA3	EA	Pleated Blind - 58" x 32" Drop (AD3)
8	096335-04-AD3	EA	Pleated Blind - 58" x 32" Drop (AD3)
8	096335-04-AD4	EA	Pleated Blind - 58" x 32" Drop (AD4)
8	076882-06-AA3	EA	Curtain Arm. w/Snap Top - Cab Privacy - 40" x 72"
8	076882-06-AD3	EA	Curtain Arm. w/Snap Top - Cab Privacy - 40" x 72"
8	076882-06-AD4	EA	Curtain Arm. w/Snap Top - Cab Privacy - 40" x 72"
8	073260-07-AA3	EA	Tieback Arm. - 2" x 16" (Front Overhead) (AD3)
8	073260-07-AD3	EA	Tieback Arm. - 2" x 16" (Front Overhead) (AD3)
8	073260-07-AD4	EA	Tieback Arm. - 2" x 16" (Front Overhead) (AD4)

These are parts used from 7/25/00 - 10/1/00.

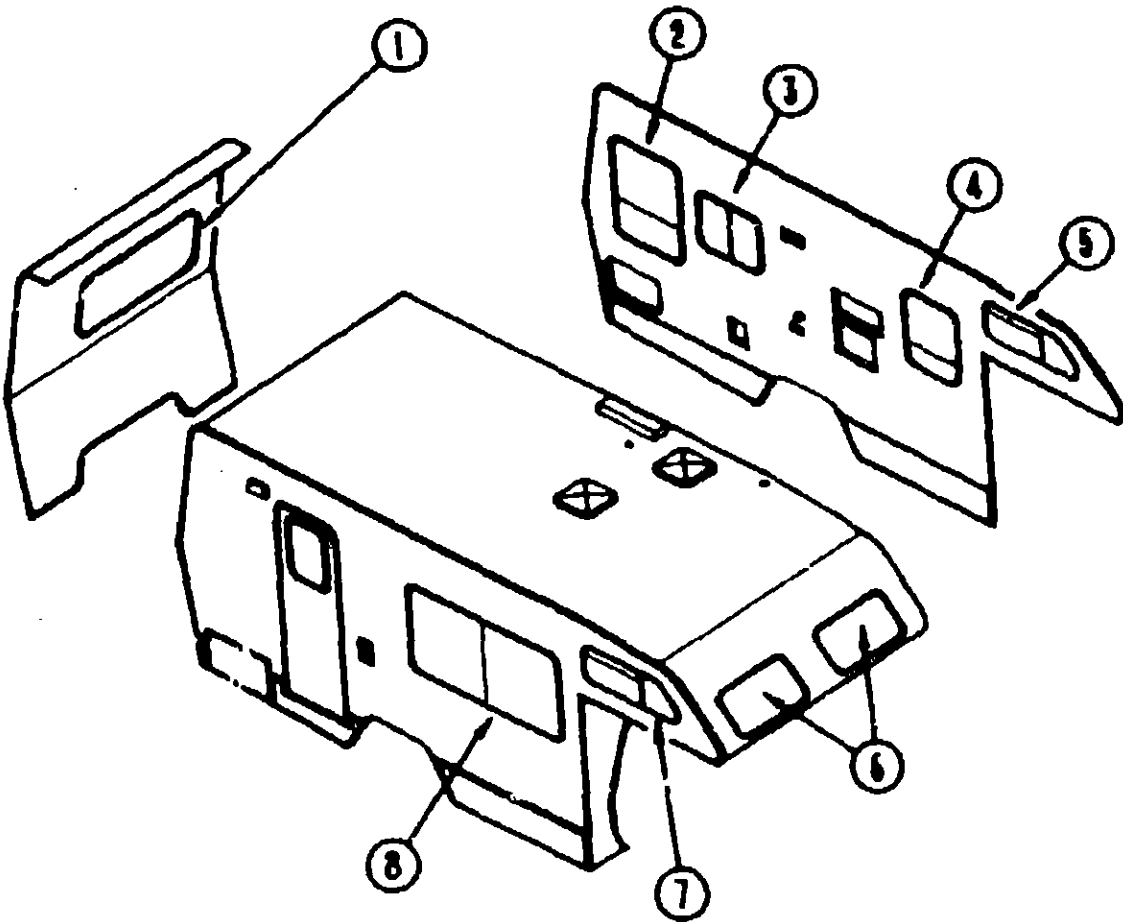


Key	Part Number	U/M	Description
1	029130-01-000	EA	Socket - Snap Fastener
2	029155-01-000	EA	Cap - Snap - .156" Dia. x 17" Barrel
3	029156-01-000	EA	Socket - Snap Fastener
4	029092-01-000	EA	Stud - Nickel Finish
5	029093-01-000	EA	Eyelet - Nickel Finish

## 1990 IC/F321RG INDEX

Floor Plan	G-11 - G-12
Accessories Group	G-13 - G-16
Bath Group	G-17 - G-18
Chassis Group	G-19 - G-21
Curtain, Cushion & Pad Group	G-22 - H-05
Direct Group	H-06 - H-07
Driver's Compartment Group	H-08 - H-13
Electrical Group	H-14 - H-16
Exterior Body Group	H-17 - H-20
Galley Group	H-21 - H-24
Heating & Air Conditioning Group	I-01 - I-02
Interior Finish Group	I-03 - I-05
Labels Group	I-06 - I-13
LP Group	I-14
Lounge Group	I-15 - I-16
Sealants & Fasteners Group	I-17 - I-18
Water & Sewage Group	I-19 - I-20
Window, Vent & Exterior Door Group	I-21 - J-14

CURTAIN, CUSHION & PAD GROUP (CONTINUED)



CURTAINS, SHADES, VALANCES & TIEBACKS (FROM 10/02/88 THRU 08/09/89)

Key	Part Number	U/M	Description
1	089194-27-A83	EA	Valance Asm. w/Wood Trim & Vinyl Insert - 74.5" (AD3)
1	089194-27-A84	EA	Valance Asm. w/Wood Trim & Vinyl Insert - 74.5" (AD4)
1	083454-02-A83	EA	Curtain Asm. w/Snap Top - 27.5" x 15" (AD3)
1	083454-02-A84	EA	Curtain Asm. w/Snap Top - 27.5" x 15" (AD4)
1	086335-29-A83	EA	Pleated Blind - 71" x 26.5" Drop (AD3)
1	086335-29-A84	EA	Pleated Blind - 71" x 26.5" Drop (AD4)
2	089194-19-A83	EA	Valance Asm. w/Wood Trim - 65.5" (AD3)
2	089194-19-A84	EA	Valance Asm. w/Wood Trim - 65.5" (AD4)
2	089194-36-A83	EA	Valance Asm. w/Wood Trim & Vinyl Insert - 34" (AD3)
2	089194-36-A84	EA	Valance Asm. w/Wood Trim & Vinyl Insert - 34" (AD4)
2	086335-11-AD3	EA	Pleated Blind - 29.5" x 37" Drop (AD3)
2	086335-11-AD4	EA	Pleated Blind - 29.5" x 37" Drop (AD4)
3	089194-19-A83	EA	Valance Asm. w/Wood Trim - 65.5" (AD3)
3	089194-19-A84	EA	Valance Asm. w/Wood Trim - 65.5" (AD4)
3	089194-30-A83	EA	Valance Asm. w/Wood Trim & Vinyl Insert - 29.5" (AD3)
3	089194-30-A84	EA	Valance Asm. w/Wood Trim & Vinyl Insert - 29.5" (AD4)
3	086335-27-A83	EA	Pleated Blind - 27" x 18.5" Drop (AD3)
3	086335-27-A84	EA	Pleated Blind - 27" x 18.5" Drop (AD4)
4	089194-02-000	EA	Valance - Window - Plastic
4	084755-73-A83	EA	Pull Shade - 18.25" (AD3)
4	084755-73-A84	EA	Pull Shade - 18.25" (AD4)
5	087878-03-AD3	EA	Valance Asm. - 5" x 40"
5	087878-03-AD4	EA	Valance Asm. - 5" x 40"
5	073304-64-A83	EA	Curtain Asm. w/Snap Top - 18" x 25"
5	073304-64-A84	EA	Curtain Asm. w/Snap Top - 18" x 25"

\* These parts were used from 11/21/89 on.

CURTAIN, CUSHION & PAD GROUP (CONTINUED)

CURTAINS, SHADES, VALANCES & TIEBACKS (FROM 10/02/88 THRU 08/09/89) (CONTINUED)

Key	Part Number	U/M	Description
6	087878-01-AD3	EA	Valance Asm. - 7" x 85.5"
6	087878-01-AD4	EA	Valance Asm. - 7" x 85.5"
6	073304-63-AD3	EA	Curtain Asm. w/Snap Top - 21" x 45"
6	073304-63-AD4	EA	Curtain Asm. w/Snap Top - 21" x 45"
7	087878-02-AD3	EA	Valance Asm. - 5" x 40"
7	087878-02-AD4	EA	Valance Asm. - 5" x 40"
7	073304-64-A83	EA	Curtain Asm. w/Snap Top - 18" x 25" (AD3)
7	073304-64-A84	EA	Curtain Asm. w/Snap Top - 18" x 25" (AD4)
8	089194-19-A83	EA	Valance Asm. w/Wood Trim & Vinyl Insert - 65.5" (AD3)
8	089194-19-A84	EA	Valance Asm. w/Wood Trim & Vinyl Insert - 65.5" (AD4)
8	083454-11-A83	EA	Curtain Asm. w/Snap Top - 32" x 15" (AD3)
8	083454-11-A84	EA	Curtain Asm. w/Snap Top - 32" x 15" (AD4)
8	086335-04-AD3	EA	Pleated Blind - 58" x 32" Drop (AD3)
8	086335-04-A84	EA	Pleated Blind - 58" x 32" Drop (AD4)
	083452-01-AD3	EA	Curtain Asm. - Blackout - Right - 48" x 50"
	083452-01-AD4	EA	Curtain Asm. - Blackout - Right - 48" x 50"
	083452-02-AD3	EA	Curtain Asm. - Blackout - Left - 48" x 50"
	083452-02-AD4	EA	Curtain Asm. - Blackout - Left - 48" x 50"
	073280-23-AD3	EA	Tieback Asm. - 3" x 18" (Blackout)
	073280-23-AD4	EA	Tieback Asm. - 3" x 18" (Blackout)
	073280-07-AD3	EA	Tieback Asm. - 2" x 16" (Front Overhead)
	073280-07-AD4	EA	Tieback Asm. - 2" x 16" (Front Overhead)
	073280-41-AD3	EA	Tieback Asm. - 2" x 16" (Side Overhead)
	073280-41-AD4	EA	Tieback Asm. - 2" x 16" (Side Overhead)

TRIMS & PADS

Key	Part Number	U/M	Description
	070578-06-AA3	EA	Button Asm. - Snap Top - #30 - Vinyl
	057550-03-AA3	EA	Button Asm. - Mail - Vinyl - Beige
	078155-01-000	EA	Strap Asm. - Cushion (Dinette Cushion)
	058632-01-AA3	EA	Strap Asm. - Bunk (Front Overhead)
	081519-01-AD8	EA	Pad Asm. - Dinette - Rear (AD3)
	081519-01-AD9	EA	Pad Asm. - Dinette - Rear (AD4)
	081519-02-AD8	EA	Pad Asm. - Dinette - Front (AD3)
	081519-02-AD9	EA	Pad Asm. - Dinette - Front (AD4)
	081519-11-AD3	EA	Pad Asm. - Dinette - Front
	081519-11-AD4	EA	Pad Asm. - Dinette - Front
	081519-10-AD3	EA	Pad Asm. - Dinette - Rear
	081519-10-AD4	EA	Pad Asm. - Dinette - Rear
	059491-01-AD3	EA	Pad Asm. - Door - Passenger - Upper (Chevrolet)
	059491-01-AD4	EA	Pad Asm. - Door - Passenger - Upper (Chevrolet)
	059492-01-AD3	EA	Pad Asm. - Door - Driver - Upper (Chevrolet)
	059492-01-AD4	EA	Pad Asm. - Door - Driver - Upper (Chevrolet)
	071127-11-AD3	EA	Button Asm. - #30 - Hook Back - Round (Couch)
	071127-11-AD4	EA	Button Asm. - #30 - Hook Back - Round (Couch)
	071127-10-AD3	EA	Button Asm. - #30 - Hook Back - Round (Cushion)
	071127-10-AD4	EA	Button Asm. - #30 - Hook Back - Round (Cushion)

\* These parts were used from 11/26/89 on.

1990 ITASCA  
TABLE OF CONTENTS

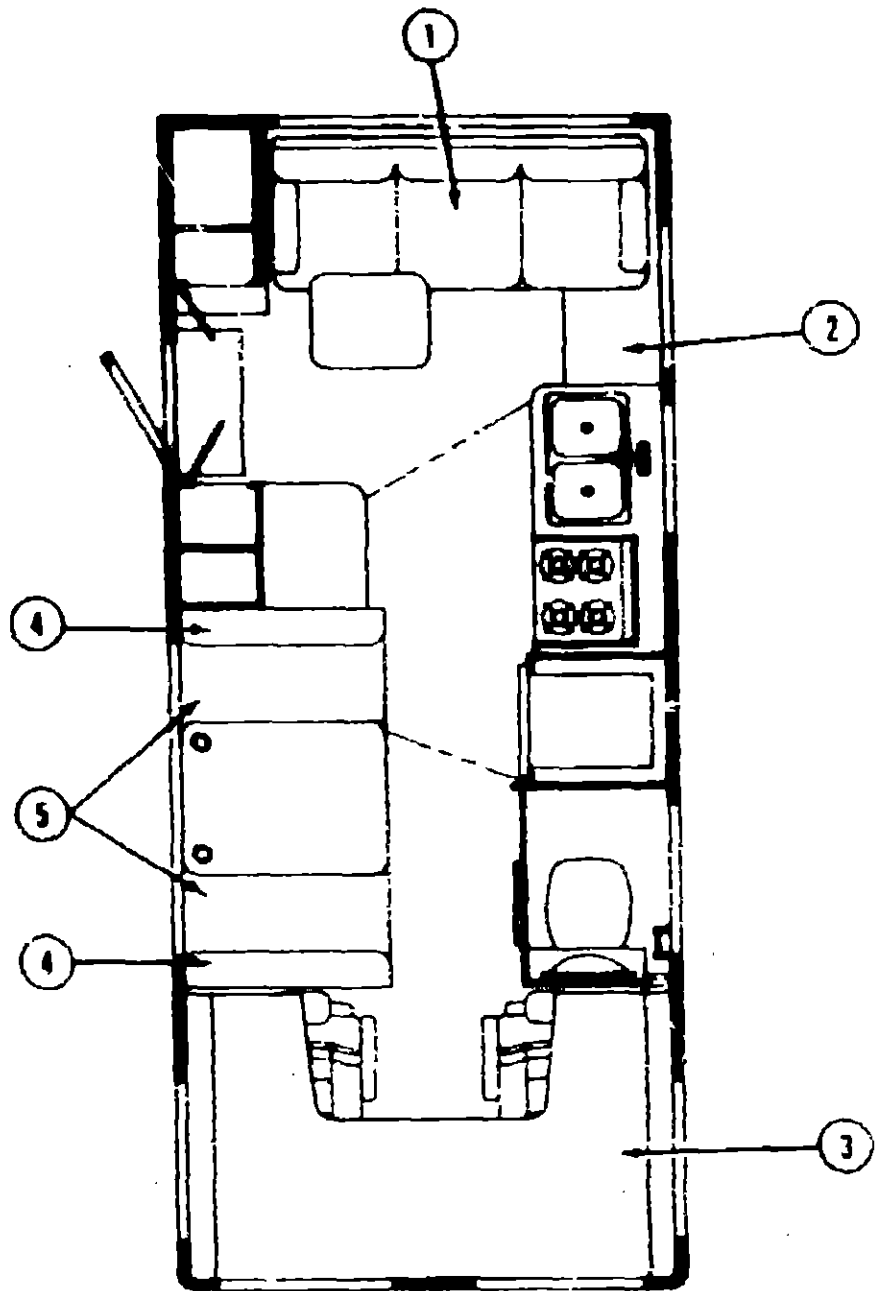
INTRODUCTION	A-01 - A-02
ABBREVIATIONS	A-03
ALPHABETICAL GROUP REFERENCE	A-04 - A-06
IF327RT	A-07 - D-16
IF327RB	D-17 - G-10
ICF321RG	G-11 - J-14

1990 ICF321RG INDEX

Floor Plan	G-11 - G-12
Accessories Group	G-13 - G-16
Bath Group	G-17 - G-18
Chassis Group	G-19 - G-21
Curtain, Cushion & Pad Group	G-22 - H-05
Dinette Group	H-06 - H-07
Driver's Compartment Group	H-08 - H-13
Electrical Group	H-14 - H-16
Exterior Body Group	H-17 - H-20
Galley Group	H-21 - H-24
Heating & Air Conditioning Group	I-01 - I-02
Interior Finish Group	I-03 - I-05
Labels Group	I-06 - I-13
LP Group	I-14
Lounge Group	I-15 - I-16
Sealants & Fasteners Group	I-17 - I-18
Water & Sewage Group	I-19 - I-20
Window, Vent & Exterior Door Group	I-21 - J-14



CURTAIN, CUSHION & PAD GROUP (CONTINUED)



COUCH/PRESTO BED & HARDWARE

Key	Part Number	U/M	Description
1	081828-04-AD3	EA	Couch/Presto Bed
1	081828-04-AD4	EA	Couch/Presto Bed
	M81828-04-AD3	EA	Cover - Presto Bed
	M81828-04-AD4	EA	Cover - Presto Bed
2	081888-38-AD3	EA	Couch Cushion - 22.5" x 15" x 5"
2	081888-38-AD4	EA	Couch Cushion - 22.5" x 15" x 5"
	M81888-38-AD3	EA	Cover - Couch Cushion
	M81888-38-AD4	EA	Cover - Couch Cushion
	081822-01-000	EA	Frame Asm. - Mechanism - Front End
	081822-02-000	EA	Frame Asm. - Mechanism - Rear End
	081822-03-000	EA	Bar - Spacer - Presto Bed (2 Required)
	081822-04-000	EA	Hardware Kit - Presto Bed (2 Required)
	081823-01-000	EA	Frame - Seat - Couch/Presto Bed
	057470-01-000	EA	Frame - Back - Couch/Presto Bed
	053183-01-000	EA	Bracket - Couch Slide

CURTAIN, CUSHION & PAD GROUP (CONTINUED)

FRONT BUNK

Key	Part Number	U/M	Description
3	073310-08-AD3	EA	Cushion Asm. - Front Bunk - 57" x 78" x 3"
3	073310-08-AD4	EA	Cushion Asm. - Front Bunk - 57" x 78" x 3"
	M73310-08-AD3	EA	Cover Asm. - Front Bunk Cushion
	M73310-08-AD4	EA	Cover Asm. - Front Bunk Cushion
	C98888-08-000	YD	Fabric - Front Bunk Cushion (AD3)
	098888-08-000	YD	Fabric - Front Bunk Cushion (AD4)
3	079145-07-000	EA	Cushion Asm. - Front Bunk - 27.5" x 74" x 3.5" (L43V)
	M79145-07-000	EA	Cover Asm. - Front Bunk (L43V)

DINETTE CUSHION

Key	Part Number	U/M	Description
4	088827-41-AD8	EA	Cushion Asm. - 13.5" x 38" x 5" - Back (AD3)
4	088827-41-AD9	EA	Cushion Asm. - 13.5" x 38" x 5" - Back (AD4)
	M88827-41-AD8	EA	Cover Asm. - Back - Dinette Cushion (AD3)
	M88827-41-AD9	EA	Cover Asm. - Back - Dinette Cushion (AD4)
4	088827-40-AD3	EA	Cushion Asm. - 15" x 38" x 5" - Back (AD3)
4	088827-40-AD9	EA	Cushion Asm. - 15" x 38" x 5" - Back (AD4)
	M88827-40-AD8	EA	Cover Asm. - Back - Dinette Cushion (AD3)
	M88827-40-AD9	EA	Cover Asm. - Back - Dinette Cushion (AD4)
5	088827-42-AD8	EA	Cushion Asm. - 22" x 38" x 5" - Seat (AD3)
5	088827-42-AD9	EA	Cushion Asm. - 22" x 38" x 5" - Seat (AD4)
	M88827-42-AD8	EA	Cover Asm. - Seat - Dinette Cushion (AD3)
	M88827-42-AD9	EA	Cover Asm. - Seat - Dinette Cushion (AD4)
	C78156-01-000	EA	Strap Asm. - Cushion Strap
	088008-05-000	YD	Fabric - Dinette Cushion (AD3)
	088008-06-000	YD	Fabric - Dinette Cushion (AD4)

These parts are used from 1Y27/82 on.

CURTAIN & CUSHION HARDWARE

Key	Part Number	U/M	Description
	083801-03-000	EA	Track - Shower Curtain - OR White
	008701-01-000	EA	Carrier - Shower Curtain
	008702-01-000	EA	End - Stop - Curtain Carrier - Shower
	048887-01-000	EA	Grommet - Brass - 7/16" ID x 1" OD (Shower Curtain)
	008138-01-000	EA	Pin - Shower Curtain
	028082-01-000	EA	Stud - Nickel Finish
	028083-21-000	EA	Eyebolt - Nickel Finish
	028156-01-000	EA	Cap - Snap
	028156-01-000	EA	Societ - Snap Fastener
	084432-08-000	FT	Slat - Plastic Roller Shade
	088278-01-000	YD	Tape - Double Sided - 1/2"
	078384-01-000	FT	Trim - Half Round - 7/16" - Vinyl - Gold (Valance Pad)
	088843-01-000	EA	Spring Asm. - Roller Shade
	087253-01-000	EA	Roll - Roller Shade - Clear Plastic
	084434-01-000	EA	Mounting Bracket - Roller Shade - 1.38"
	088842-01-AA3	EA	Roll Strap - Overhead Bunk - 1.5" x 3.5"
	088816-01-000	EA	Mount - Window Leg - Black
	087585-01-000	EA	Bracket - Mounting - Pleated Blind
	084888-02-000	EA	Grommet - Cord - Pleated Blind
	084887-02-000	EA	End Cap - Top - Pleated Blind
	084887-03-000	EA	End - Bottom - Pleated Blind
	087581-01-000	EA	Spring - Extension - Pleated Blind
	087582-01-000	EA	Bobbin - Cord - Holdup - Pleated Blind
	087583-05-000	FT	Cord - Pleated Blind - Mercury (AD3)
	087583-03-000	FT	Cord - Pleated Blind - Beige (AD4)
	088335-01-000	FT	Track - Curtain - Brown Picatic (Valance)
	081804-01-000	FT	Track - Curtain - Plastic - Light Beige (Blackout)
	087551-03-000	EA	Track - Curtain - Metal - 42" - Beige (Privacy)
	081381-01-000	EA	Semvel Snap - Curtain Track
	049897-03-000	EA	Rod - Curtain - Flat - 66" to 120"

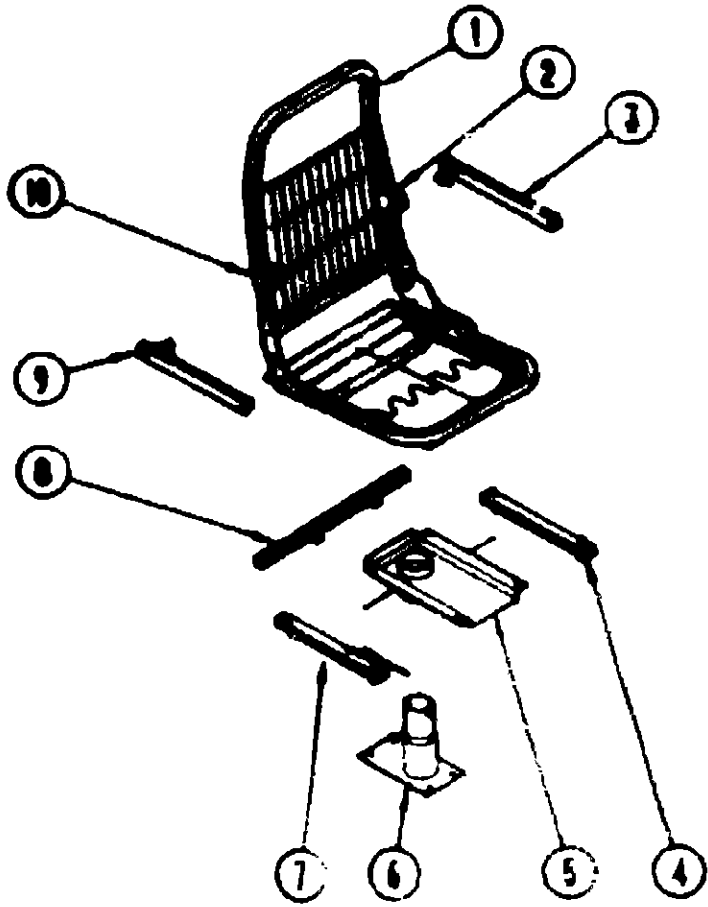
1988 ITASCA  
TABLE OF CONTENTS

INTRODUCTION	A-01 - A-02
ABBREVIATIONS	A-03
ALPHABETICAL/GROUP REFERENCE	A-04 - A-08
IF327RT	A-07 - D-16
IF327P/B	D-17 - G-10
IC/F321RG	G-11 - J-14

1990 IC/F321RG INDEX

Floor Plan	G-11 - G-12
Accessories Group	G-13 - G-16
Bath Group	G-17 - G-18
Chassis Group	G-19 - G-21
Curtain, Cushion & Pad Group	G-22 - H-05
Dinette Group	H-06 - H-07
Driver's Compartment Group	H-08 - H-13
Electrical Group	H-14 - H-16
Exterior Body Group	H-17 - H-20
Galley Group	H-21 - H-24
Heating & Air Conditioning Group	I-01 - I-02
Interior Finish Group	I-03 - I-05
Labels Group	I-06 - I-13
LP Group	I-14
Lounge Group	I-15 - I-16
Sealants & Fasteners Group	I-17 - I-18
Water & Sewage Group	I-19 - I-20
Window, Vent & Exterior Door Group	I-21 - J-14

CURTAIN, CUSHION & PAD GROUP (CONTINUED)



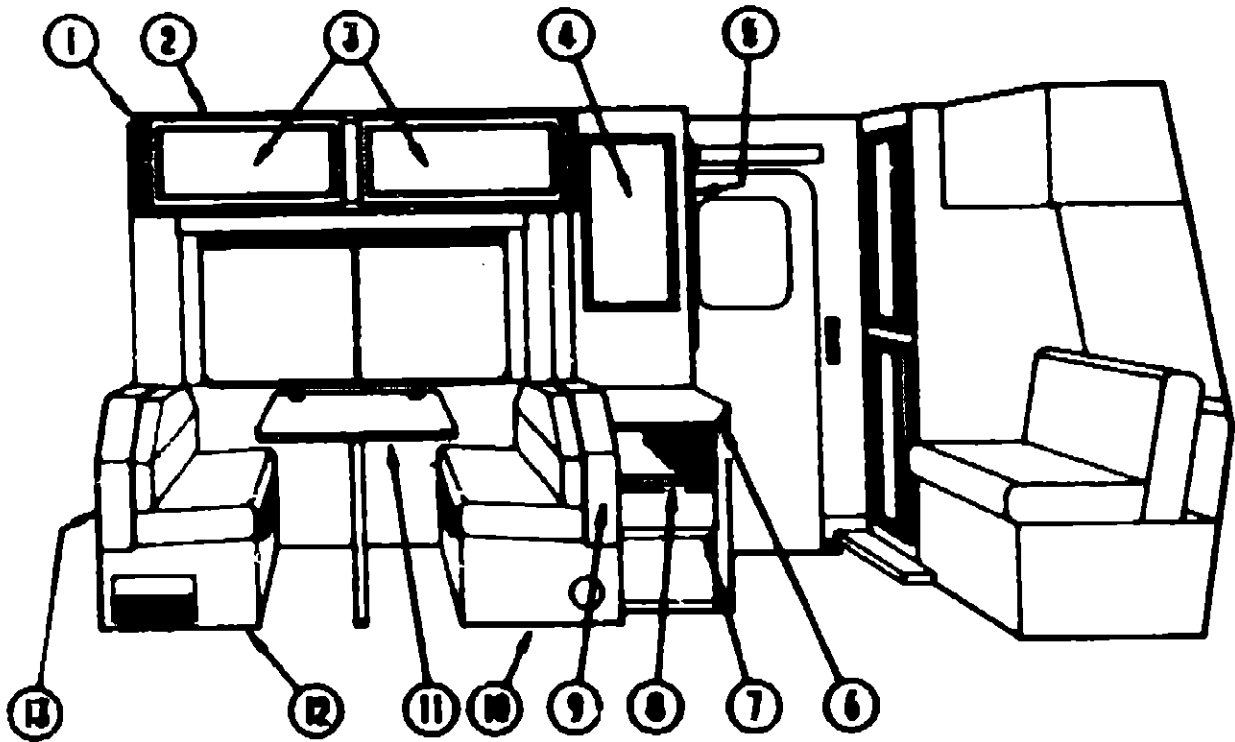
BUCKET SEAT HARDWARE

Key	Part Number	U/M	Description
1	M00906-02-000	EA	Frame Arm - Seat, Back & Spring
2	081362-02-000	EA	Bracket - Armrest - Left Hand
3	081368-02-000	EA	Rod & Channel - Armrest - Left - Metal
4	080246-02-000	EA	Adjuster - Bucket Seat w/o Lock - Forward & Back
5	080585-27-000	EA	Tip Plate - Pedestal - Bucket Seats
6	080685-03-000	EA	Base - Bucket Seats - Bolts to Floor - Vertical - 8"
7	080946-01-000	EA	Adjuster - Bucket Seat w/ Lock - Forward & Back
8	080985-26-000	EA	Bar - Seat Belt - Bucket Seats - 20"
9	081288-01-000	EA	Rod & Channel - Armrest - Right - Metal
10	081367-01-000	EA	Bracket - Armrest - Right Hand
	080246-05-700	EA	Spring for Slide Adjuster

BUCKET SEAT CUSHIONS

Key	Part Number	U/M	Description
	070450-03-AD3	EA	Seat Arm - Bucket - Driver
	070450-03-AD4	EA	Seat Arm - Bucket - Driver
	070450-04-AD3	EA	Seat Arm - Bucket - Passenger
	070450-04-AD4	EA	Seat Arm - Bucket - Passenger
	M003445-01-AD8	EA	Cover - Seat - Bucket Seat (AD3)
	M003445-01-AD9	EA	Cover - Seat - Bucket Seat (AD4)
	M003445-02-AD8	EA	Cover - Back - Bucket Seat (AD3)
	M003445-02-AD9	EA	Cover - Back - Bucket Seat (AD4)
	080243-32-AD8	EA	Armrest - Bucket Seat - Right Hand (AD3)
	080243-32-AD9	EA	Armrest - Bucket Seat - Right Hand (AD4)
	M00243-32-AD6	EA	Cover - Right Armrest - Bucket Seat (AD3)
	M00243-32-AD5	EA	Cover - Right Armrest - Bucket Seat (AD4)
	080243-33-AD3	EA	Armrest - Bucket Seat - Left Hand (AD3)
	080243-33-AD9	EA	Armrest - Bucket Seat - Left Hand (AD4)
	080243-33-AD8	EA	Cover - Left Armrest - Bucket Seat (AD3)
	080243-33-AD9	EA	Cover - Left Armrest - Bucket Seat (AD4)

DINETTE GROUP



DINETTE CABINETRY

Key	Part Number	U/M	Description
1	081280-18-AA3	EA	End Cap - Front Overhead
2	M00857-01-AA3	EA	Cabinet - Dinette Overhead - w/o Door or Hardware
3	M00852-48-AA3	EA	Door Arm - Dinette Overhead Cabinet - 14.4" x 33.5" - w/o Hardware
†3	M00852-48-AD3	EA	Door Arm - Dinette Overhead Cabinet - 14.4" x 33.5" - w/o Hardware
4	080446-05-AA3	EA	Mirror Arm - w/Oak Frame
	058331-32-080	EA	Mirror - 13.6" x 27.6"
5	M00852-17-AA3	EA	Door Arm - Wardrobe Cabinet - 45.5" x 15.5" - w/o Hardware
†5	M00852-17-AD3	EA	Door Arm - Wardrobe Cabinet - 45.5" x 15.5" - w/o Hardware
6	080855-11-AA3	EA	Countertop Arm - Furnace Cabinet - w/o Hardware
7	080780-01-AA3	EA	Dresser Face - Furnace Cabinet - w/o Hardware
	077251-01-000	EA	Dresser - Tilts - Plastic
8	M00847-02-AA8	EA	Door Arm - Furnace Cabinet - 17.9" x 14.5" - w/o Hardware
†8	M00847-02-AD3	EA	Door Arm - Furnace Cabinet - 17.9" x 14.5" - w/o Hardware
9	081519-01-AD8	EA	Pad Arm - Backrest (AD3)
**9	081519-10-AD3	EA	Pad Arm - Backrest (AD3)
9	081519-01-AD9	EA	Pad Arm - Backrest (AD4)
**9	081519-10-AD4	EA	Pad Arm - Backrest (AD4)
10	M00886-02-AA3	EA	Cabinet Arm - Dinette Seat - Rear - w/o Hardware
	M00887-02-AA3	EA	Cabinet Arm - Dinette Back - Rear - w/o Hardware
**11	M02115-08-AA8	EA	Table Arm - Dinette - w/o Hardware or Edge Band (AD3)
**11	M02115-08-AA9	EA	Table Arm - Dinette - w/o Hardware or Edge Band (AD4)
12	M00886-01-AA3	EA	Cabinet Arm - Dinette Seat - Front - w/o Door or Hardware
	M00887-01-AA3	EA	Cabinet Arm - Dinette Back - Front - w/o Hardware
13	081519-02-AD8	EA	Pad Arm - Backrest (AD3)
**13	081519-11-AD3	EA	Pad Arm - Backrest (AD3)
13	081519-02-AD9	EA	Pad Arm - Backrest (AD4)
**13	081519-11-AD4	EA	Pad Arm - Backrest (AD4)
	007021-01-000	EA	Seat Belt - 2" x 90" - Black
	057758-01-000	EA	Washer Bracket - Seat Belt
	000038-05-008	EA	Hex Nut - Ser. Fig. LK - 3/8 - 16 ZN

† These parts were used from 10/29/88 on.

\*\* These parts were used from 11/26/88 on.

\* See the next page for the breakdown of this item.

NOTE: See Curtain, Cushion & Pad Group for all fabric related items.

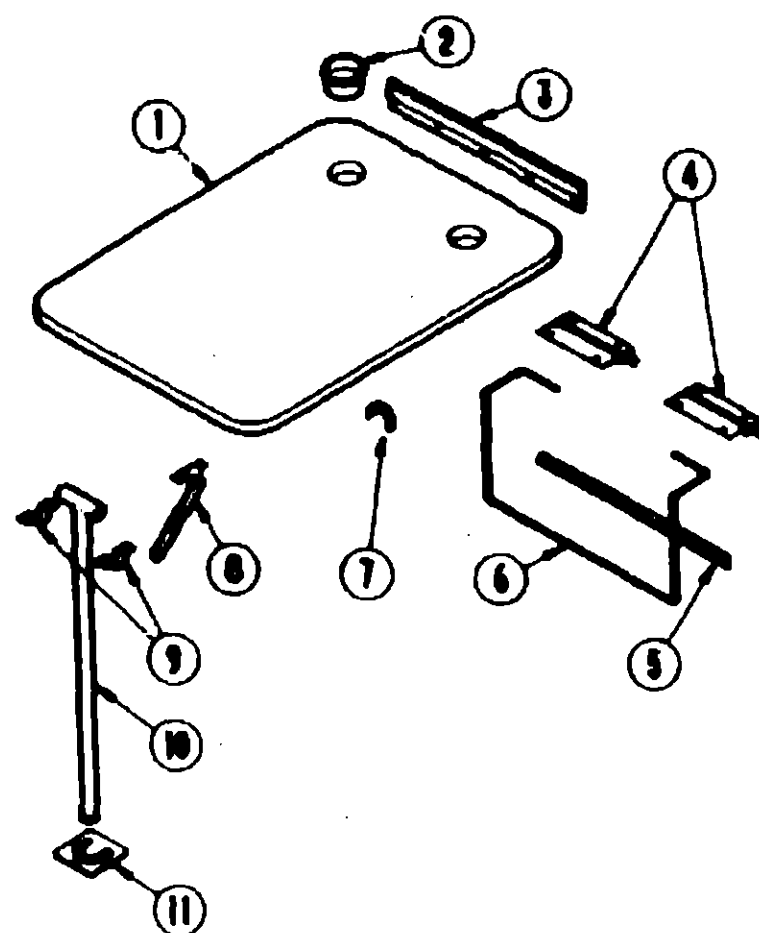
1988 ITASCA  
TABLE OF CONTENTS

INTRODUCTION	A-01 - A-02
ABBREVIATIONS	A-03
ALPHABETICAL/GROUP REFERENCE	A-04 - A-06
IF32/RT	A-07 - D-16
IF32/RB	D-17 - G-10
ICF321RG	G-11 - J-14

1988 ICF321RG INDEX

Floor Plan	G-11 - G-12
Accessories Group	G-13 - G-16
Bath Group	G-17 - G-18
Chassis Group	G-19 - G-21
Curtain, Cushion & Pad Group	G-22 - H-05
Dinette Group	H-06 - H-07
Driver's Compartment Group	H-08 - H-13
Electrical Group	H-14 - H-16
Exterior Body Group	H-17 - H-20
Galley Group	H-21 - H-24
Heating & Air Conditioning Group	I-01 - I-02
Interior Finish Group	I-03 - I-05
Labels Group	I-06 - I-13
LP Group	I-14
Lounge Group	I-15 - I-16
Sealants & Fasteners Group	I-17 - I-18
Water & Sewage Group	I-19 - I-20
Window, Vent & Exterior Door Group	I-21 - J-14

## DINETTE GROUP (CONTINUED)

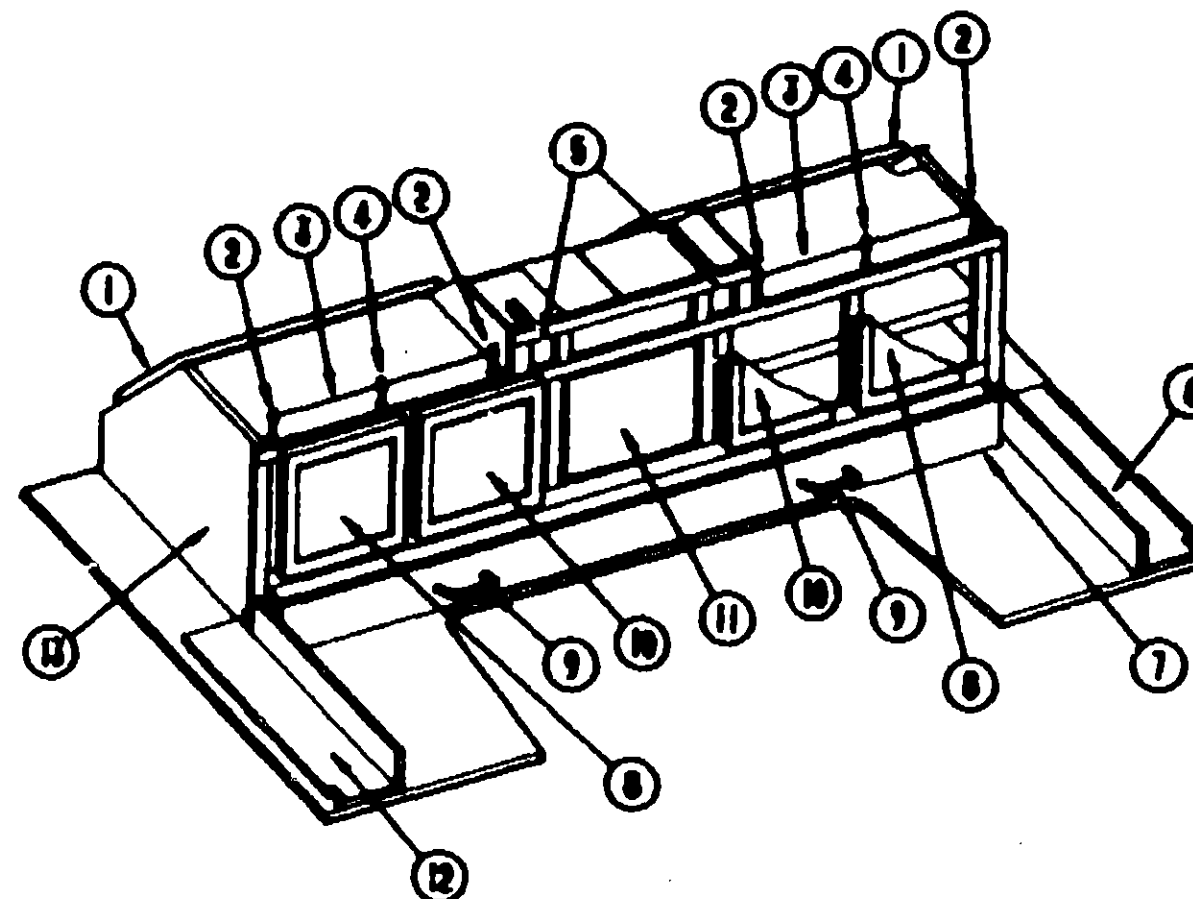


DINETTE TABLE & HARDWARE

Key	Part Number	U/M	Description
1	M02115-08-AA8	EA	Table Arm. - Dinette - w/o Hardware or Edge Band (AD3)
1	M02115-08-AA8	EA	Table Arm. - Dinette - w/o Hardware or Edge Band (AD4)
2	084781-05-000	EA	Cup Holder - Two-Step - Beige
3	053600-05-000	EA	Support - Table - 23.5" - Beige
4	088410-01-000	EA	Hanger - Table - Beige
5	024281-07-000	EA	Bracket - Table Lift
6	024275-05-000	EA	Rod - Table Lift - Beige
7	024283-01-000	EA	Clip - 1" - 1.25" - O.D. Tube - Black
8	024282-01-000	EA	Brace - Table Leg
9	084050-02-000	EA	Clamp - Saddle - Leg Hinge
9	084050-03-000	EA	Clamp - Saddle - Leg Hinge
10	024276-17-000	EA	Leg Arm. - Table - Tan
10	024276-21-000	EA	Leg Arm. - Table - Beige
11	048483-01-000	EA	Catch - Table Leg

\* These parts were used from 1/2/90 on.

## DRIVER'S COMPARTMENT GROUP



TV & ENTERTAINMENT CABINETRY (OPTION L43V)

Key	Part Number	U/M	Description
1	088878-01-01A	EA	Panel - Window - Black Plastic
2	084070-02-000	EA	Post - End - Brass
3	084071-08-000	EA	Rod - Brass - 25"
4	084070-01-000	EA	Post - Center - Brass
5	072333-87-000	YD	Fabric - Speaker Cover
	088819-01-000	EA	Speaker - 2 Watt - 8 Ohm - 4"
	074879-11-000	EA	Cover - Speaker - Plastic - Off White
6	088887-01-AA3	EA	Cabinet - Headboard - Passenger
7	088838-01-AA3	EA	Drawer - Entertainment - Front
	079145-07-000	EA	Cushion - Front Bunk - 28" x 75" x 2.5"
8	M98852-84-A83	EA	Door - Cabinet - 14" x 14" - w/o Hardware
9	088264-01-000	EA	Pull - Drawer - Polished Brass
10	M98852-85-A83	EA	Door - Cabinet - 14" x 14" - w/o Hardware
11	088447-01-000	EA	TV - 13" Color w/Remote (USA)
11	088447-02-000	EA	TV - 13" Color w/Remote (CSA)
	088447-01-700	EA	Remote Control
	088856-01-000	EA	TV - Tie-down
12	088887-02-AA3	EA	Cabinet - Headboard - Driver
13	088445-01-AA3	EA	Cabinet - Entertainment - Front

\* See Curtain, Cushion & Pad Group for further breakdown of this item.

## 1990 ITASCA TABLE OF CONTENTS

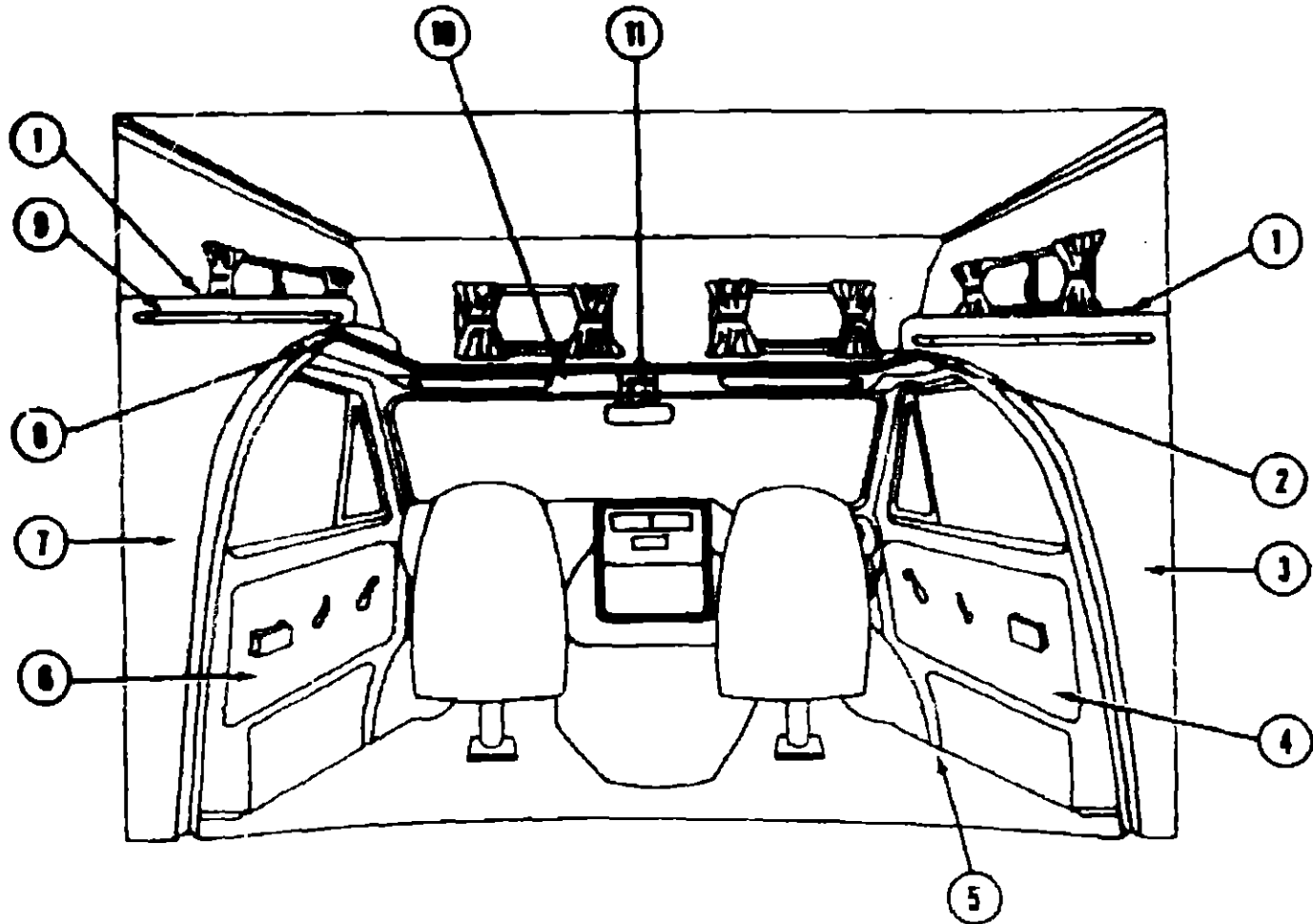
INTRODUCTION	A-01 - A-02
ABBREVIATIONS	A-03
ALPHABETICAL/GROUP REFERENCE	A-04 - A-08
IF327RT	A-07 - D-16
IF327RB	D-17 - G-10
ICF321RG	G-11 - J-14

## 1990 IC/F321RG INDEX

Floor Plan	G-11 - G-12
Accessories Group	G-13 - G-16
Bath Group	G-17 - G-18
Chassis Group	G-19 - G-21
Curtain, Cushion & Pad Group	G-22 - H-05
Dinette Group	H-06 - H-07
Driver's Compartment Group	H-08 - H-13
Electrical Group	H-14 - H-16
Exterior Body Group	H-17 - H-20
Galley Group	H-21 - H-24
Heating & Air Conditioning Group	I-01 - I-02
Interior Finish Group	I-03 - I-05
Labels Group	I-06 - I-13
LP Group	I-14
Lounge Group	I-15 - I-16
Sealants & Fasteners Group	I-17 - I-18
Water & Sewage Group	I-19 - I-20
Window, Vent & Exterior Door Group	I-21 - J-14

DRIVER'S COMPARTMENT GROUP (CONTINUED)

MISCELLANEOUS DRIVER'S COMPARTMENT COMPONENTS (CHEVROLET)



Key	Part Number	UFI	Description
1	088288-01-AA3	EA	Cabinet Arm. - Headboard
2	088165-01-AD3	EA	Sleeper Board Arm.
2	088783-01-AD3	EA	Sleeper Board Arm.
	078890-02-880	EA	Trim - Front - Sleeper Board - Metal - Off White
3	087178-01-AA3	EA	Wingwall Arm. - Inner - Passenger - Beige
3	087178-01-A83	EA	Wingwall Arm. - Inner - Passenger - Off White
4	088481-01-AD4	EA	Side Panel - Cab Door - Passenger
4	088481-01-AD4	EA	Side Panel - Cab Door - Passenger
5	082432-01-AD3	EA	Floor Mat - Passenger
5	082432-01-AD4	EA	Floor Mat - Passenger
	082431-01-AD3	EA	Floor Mat - Driver
	082431-01-AD4	EA	Floor Mat - Driver
6	088482-01-AD3	EA	Side Panel - Cab Door - Driver
6	088482-01-AD4	EA	Side Panel - Cab Door - Driver
7	087178-02-AA3	EA	Wingwall Arm. - Inner - Driver - Beige
7	087178-02-A83	EA	Wingwall Arm. - Inner - Driver - Off White
8	080742-02-000	FT	Accent Trim - Vinyl - Beige
8	080742-03-000	FT	Accent Trim - Vinyl - Off White
9	082088-03-AA3	EA	Trim - Wingwall - 158" - Wood
	074045-07-000	EA	Plug - Wood - 1/2"
10	081828-01-AA3	EA	Headliner - Front - Beige
10	081828-01-A83	EA	Headliner - Front - Off White
	081825-02-AA3	EA	Headliner - Vinyl Covered - Sides - Beige
	081825-02-A83	EA	Headliner - Vinyl Covered - Sides - Off White
11	M01288-03-000	EA	Console - Overhead - w/o Holes - Beige
11	076351-10-000	EA	Console - Overhead - w/o Lights & Gauges - Off White (Generator Options)
11	076351-08-000	EA	Console - Overhead - w/o Lights & Gauges - Off White
	024461-01-000	EA	Switch - Battery
	024462-01-000	EA	Switch - Battery Condition
	024678-01-000	EA	Switch - Generator w/o Circuit Board
	031035-01-000	EA	Gauge - Generator Hourmeter
	024458-04-000	EA	Gauge - Voltmeter
	024458-02-000	EA	Bracket - Mounting - Voltmeter Gauge
	084795-01-000	EA	Speedometer - Kilometer
	084797-01-000	EA	Instrument Cluster - IG880 - Gas
**	084797-03-000	EA	Instrument Cluster - IG880 - Gas
** These parts are used from 3/18/90 on.			

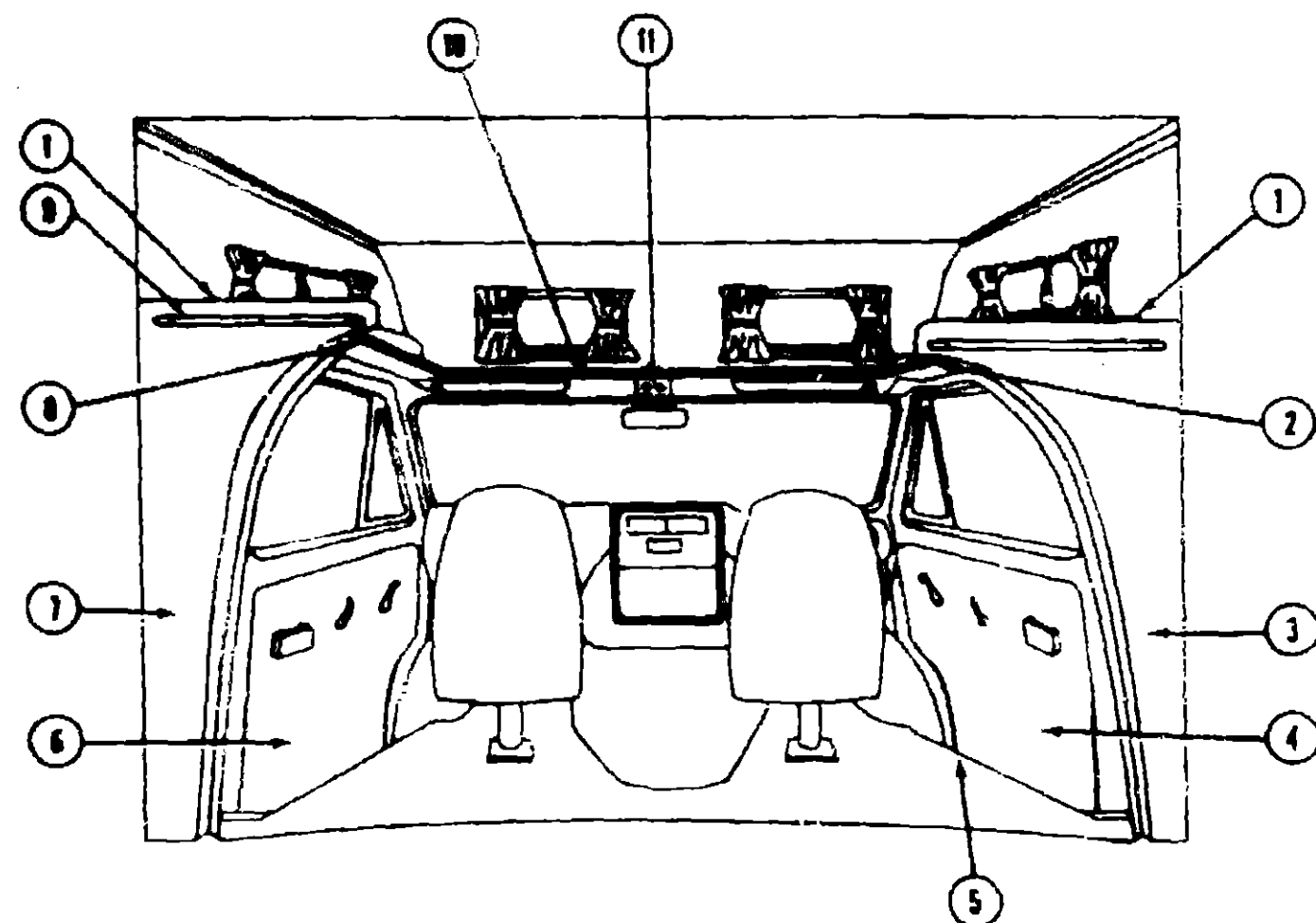
1990 ITASCA  
TABLE OF CONTENTS

INTRODUCTION	A-01 - A-02
ABBREVIATIONS	A-03
ALPHABETICAL/GROUP REFERENCE	A-04 - A-08
IF327RT	A-07 - D-16
IF327RB	D-17 - G-10
ICF321RG	G-11 - J-14

1990 IC/F321RG INDEX

Floor Plan	G-11 - G-12
Accessories Group	G-13 - G-16
Bath Group	G-17 - G-18
Cheese Group	G-19 - G-21
Curtain, Cushion & Pad Group	G-22 - H-05
Dinette Group	H-06 - H-07
Driver's Compartment Group	H-08 - H-13
Electrical Group	H-14 - H-16
Exterior Body Group	H-17 - H-20
Gallery Group	H-21 - H-24
Heating & Air Conditioning Group	I-01 - I-02
Interior Finish Group	I-03 - I-05
Labels Group	I-06 - I-13
LP Group	I-14
Lounge Group	I-15 - I-16
Sealants & Fasteners Group	I-17 - I-18
Water & Sewage Group	I-19 - I-20
Window, Vent & Exterior Door Group	I-21 - J-14

# DRIVER'S COMPARTMENT GROUP (CONTINUED)



## MISCELLANEOUS DRIVER'S COMPARTMENT COMPONENTS (FORD)

Key	Part Number	U/M	Description
1	00000-01-AA3	EA	Cabinet Asm. - Headboard (Driver & Passenger)
2	000155-01-AD3	EA	Sleeper Board Asm.
2	000155-01-AD4	EA	Sleeper Board Asm.
3	07000-00-000	EA	Trim - Front Sleeper Board - Metal - Off White
3	00044-01-AA3	EA	Wingwall Asm. - Inner - Passenger - Beige
3	00044-01-AB3	EA	Wingwall Asm. - Inner - Passenger - Off White
**4	NOTE	EA	Side Panel - Cab Door - Passenger
5	000411-01-AD3	EA	Floor Mat - Passenger
5	000411-01-AD4	EA	Floor Mat - Passenger
	000410-01-AD3	EA	Floor Mat - Driver
	000410-01-AD4	EA	Floor Mat - Driver
**8	NOTE	EA	Panel Asm. - Cab Door - Driver - Beige
7	00044-02-AA3	EA	Wingwall Asm. - Inner - Driver - Beige
7	00044-02-AB3	EA	Wingwall Asm. - Inner - Driver - Off White
	001871-01-000	EA	Cover - Seat Belt - Beige
	001871-05-000	EA	Cover - Seat Belt - Off White
8	000742-02-000	FT	Accent Trim - Vinyl - Beige
8	000742-03-000	FT	Accent Trim - Vinyl - Off White
9	002000-03-AA3	EA	Trim - Wingwall - 158" - Wood
	074045-07-000	EA	Plug - Wood - 1/2"
10	001831-01-AA3	EA	Headliner Asm. w/Vinyl - Front - Beige
10	001831-01-AB3	EA	Headliner Asm. w/Vinyl - Front - Off White
	001825-02-AA3	EA	Headliner - Vinyl Covered - Side - Beige
	001825-02-AB3	EA	Headliner - Vinyl Covered - Side - Off White
11	001250-01-000	EA	Console - Overhead - w/o Holes - Beige
11	040000-20-000	EA	Console - Overhead - w/o Lights or Gauges - Off White
11	040000-19-000	EA	Console - Overhead - w/o Lights or Gauges - Off White (Generator Option)
	004401-01-000	EA	Switch - Battery
	024402-01-000	EA	Switch - Battery Condition
	004070-01-000	EA	Switch - Generator w/o Circuit Board
	031035-01-000	EA	Gauge - Generator Hourmeter
	024400-04-000	EA	Gauge - Voltmeter
	024400-02-000	EA	Bracket - Mounting - Voltmeter Gauge
	004705-01-000	EA	Speedometer - Kilometer (CSA)
** This part is supplied by your Ford dealer.			

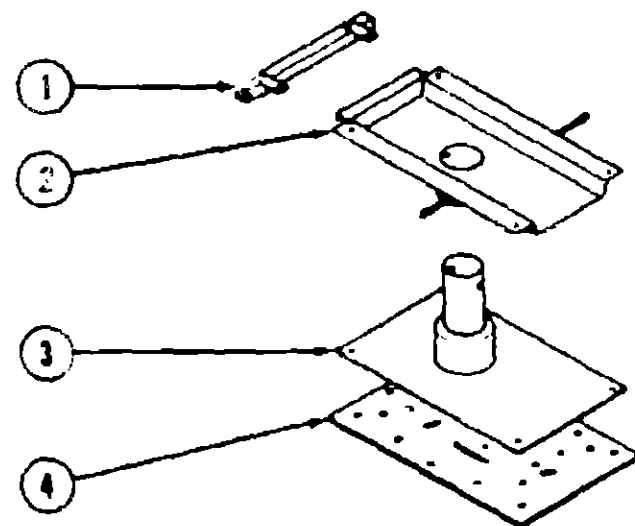
## 1990 ITASCA TABLE OF CONTENTS

INTRODUCTION	A-01 - A-02
ABBREVIATIONS	A-03
ALPHABETICAL GROUP REFERENCE	A-04 - A-06
IF327RT	A-07 - D-16
IF327R3	D-17 - G-10
IC/F321RG	G-11 - J-14

## 1990 IC/F321RG INDEX

Floor Plan	G-11 - G-12
Accessories Group	G-13 - G-16
Bath Group	G-17 - G-18
Chassis Group	G-19 - G-21
Curtain, Cushion & Pad Group	G-22 - H-05
Dinette Group	H-06 - H-07
Driver's Compartment Group	H-08 - H-10
Electrical Group	H-14 - H-16
Exterior Body Group	H-17 - H-20
Galley Group	H-21 - H-24
Heating & Air Conditioning Group	I-01 - I-02
Interior Finish Group	I-03 - I-05
Labels Group	I-06 - I-13
LP Group	I-14
Lounge Group	I-15 - I-16
Sealants & Fasteners Group	I-17 - I-18
Water & Sewage Group	I-19 - I-20
Window, Vent & Exterior Door Group	I-21 - J-14

DRIVER'S COMPARTMENT GROUP (CONTINUED)



BUCKET SEAT PEDESTAL

Key	Part Number	U/M	Description
1	000505-29-000	EA	Bar - Seat Belt - 20"
2	000505-27-000	EA	Plate - Top - Pedestal Arm.
3	000505-03-000	EA	Plate - Sub - Pedestal Arm.
4	000505-02-000	EA	Plate - Base - Pedestal Arm. - Bucket Seat
	000246-01-000	EA	Adjuster Arm. - Seat - w/ Lock
	000246-02-000	EA	Adjuster Arm. - Seat - w/o Lock
	000246-05-700	EA	Spring For Slide Adjuster
	007221-01-000	EA	Spacer - Seat Adjuster

ELECTRICAL GROUP

BULBS

Key	Part Number	U/M	Description
	000000-01-700	EA	Bulb - 012 (Stove Hood)
	000215-01-000	EA	Bulb - 1000 (Porch Light)
	000218-01-000	EA	Bulb - 1141 (Dome Light)
	007004-01-000	EA	Bulb - 1156 (Back-Up Light)
	007005-01-000	EA	Bulb - 1157 (Tail Lamp)
	004000-01-700	EA	Bulb - DC Light (Refrigerator) (Export)
	000707-01-710	EA	Bulb - 30W (Incandescent Oven)
	000000-01-700	EA	Bulb - 12 Volt - 8 Watt (Surface Light)
	000213-01-000	EA	Bulb - 57 (Clearance Light)

FUSES & CIRCUIT BREAKERS

Key	Part Number	U/M	Description
	000235-01-000	EA	Fuse - 12 Volt - 15 Amp.
	000001-05-000	EA	Fuse - 15 Amp. - Automotive
	000211-01-000	EA	Circuit Breaker - 6 Amp. - 12 Volt
	000200-01-000	EA	Circuit Breaker - 15 Amp. - 120 Volt
	000210-02-000	EA	Circuit Breaker - 15 Amp. - 120 Volt (Ground Fault Interrupter)
	000200-02-000	EA	Circuit Breaker - 15/15 Amp. - 120 Volt
	000200-03-000	EA	Circuit Breaker - 15/20 amp. - 120 Volt
	000573-01-000	EA	Circuit Breaker - 20 Amp. - 12 Volt
	004011-01-000	EA	Circuit Breaker - 20/20 Amp. - 120 Volt
	000000-01-000	EA	Circuit Breaker - 30 Amp. - 12 Volt
	000200-04-000	EA	Circuit Breaker - 20 Amp. - 120 Volt
	000200-05-000	EA	Circuit Breaker - 30/15 Amp. - 120 Volt
	004010-01-000	EA	Circuit Breaker - 30/30 Amp. - 120 Volt (Export)
	000200-06-000	EA	Circuit Breaker Blank
	050203-02-000	EA	Circuit Breaker - Bus Bar
	100341-01-000	EA	Fuse Holder - In Line Type
	000277-01-000	EA	Fuse Holder - Block - Panel Mount

1980 ITASCA  
TABLE OF CONTENTS

INTRODUCTION	A-01 - A-02
ABBREVIATIONS	A-03
ALPHABETICAL GROUP REFERENCE	A-04 - A-06
IF327RT	A-07 - D-16
IF327RB	D-17 - G-10
IC/F321RG	G-11 - J-14

1980 IC/F321RG INDEX

Floor Plan	G-11 - G-12
Accessories Group	G-13 - G-16
Bath Group	G-17 - G-18
Chassis Group	G-19 - G-21
Curtain, Cushion & Pad Group	G-22 - H-05
Dinette Group	H-06 - H-07
Driver's Compartment Group	H-08 - H-13
Electrical Group	H-14 - H-16
Exterior Body Group	H-17 - H-20
Galley Group	H-21 - H-24
Heating & Air Conditioning Group	I-01 - I-02
Interior Finish Group	I-03 - I-05
Labels Group	I-06 - I-13
LP Group	I-14
Lounge Group	I-15 - I-16
Sealants & Fasteners Group	I-17 - I-18
Water & Sewage Group	I-19 - I-20
Window, Vent & Exterior Door Group	I-21 - J-14

ELECTRICAL GROUP (CONTINUED)

MISCELLANEOUS ELECTRICAL COMPONENTS

Key	Part Number	U/M	Description
	072032-01-000	EA	Smoke Detector w/6 Volt Battery
	003220-01-000	EA	Converter - 32 Amp. w/Charger
	004000-01-003	EA	Load Center - 240 Volt - 125 Amp. (Export)
WIRES, SWITCHES, & RECEPTACLES			
Key	Part Number	U/M	Description
	000000-01-000	EA	Box - Electrical - 3" x 3.5" - Plastic
	000000-01-000	EA	Box - Electrical - 4" x 2 1/8" x 2 1/8"
	000000-01-000	EA	Box - Electrical - 4" x 4" - 1/2 & 3/4 Steel
	000000-02-000	EA	Box - Electrical - 4" x 4" (CSA)
	000040-01-000	EA	Box - Electrical - 2" x 3" x 2.25" - Steel
	041053-01-000	FT	Conduit - Convoluted Silt - 5" ID
	041053-03-000	FT	Conduit - Convoluted Silt - 1" ID
	041053-05-000	FT	Conduit - Convoluted Silt - .82" ID
	041053-09-000	FT	Conduit - Convoluted Silt - .50" ID
	000300-01-000	EA	Connector - Cable Clamping - 3/4"
	000300-01-000	EA	Connector - Plastic - 3/8" Avg.
	000000-01-000	EA	Connector - Pigtail - Clear Nylon
	000311-01-000	EA	Connector - Wire Nut - Red
	000314-01-000	EA	Connector - Wire Nut - Gray
	031007-01-000	EA	Contact - Receptacle
	000054-01-000	EA	Cord - Power - 10-3 30 Amp. (US)
	000052-01-000	EA	Cord - Power - 10-3 30 Amp. (CSA)
	000294-01-000	EA	Cover Plate - Electrical Box - Blank Steel - 4 x 4 (USA)
	000294-02-000	EA	Cover Plate - Electrical Box - Blank Steel - 2" x 4" (CSA)
	053337-01-000	EA	Cover Plate - Blank - Ivory
	004459-04-000	EA	Gauge Asm. - Voltmeter
	031035-01-000	EA	Gauge - Hourmeter
	000004-01-000	EA	Grommet - Snap - 3" Dia.
	023042-01-000	EA	Grommet - Rubber - 2" OD
	062007-01-000	EA	Housing - Auto Fuse - Natural
	063010-01-000	EA	Housing - Relay
	000474-00-000	EA	Housing - Sensor
	007744-01-000	EA	Housing - Trailer Pin - 12"
	007744-02-000	EA	Housing - Trailer Pin - 48"
	007748-01-000	EA	Housing Asm. - Trailer Cap
	007746-01-000	EA	Housing Asm. - Trailer Receptacle - 12"
	000473-05-000	EA	Housing Pin - 6 Position In Line
	000473-08-000	EA	Housing Pin - 4 Position
	000273-08-000	EA	Housing Pin - 3 Position (Single Row)
	000473-10-000	EA	Housing Pin - 2 Position
	000474-00-000	EA	Housing Socket - 4 Position
	000474-00-000	EA	Housing Socket - 6 Position
	000475-01-000	EA	Pin - Connector
	040000-01-000	EA	Plaque - Mounting Switch
	075730-02-000	EA	Receptacle/Cover Asm. - Off White (Exterior)
	004077-01-000	EA	Receptacle Cover - w/6 (Ground Fault Interrupter)
	004070-01-000	EA	Receptacle - 15 Amp. - 125 Volt - Ivory (Ground Fault Interrupter)
	007734-01-01A	EA	Receptacle - Extension - 0.2" x 5" x 7" - Ivory
	024024-02-000	EA	Receptacle - Power Cord
	050707-01-000	EA	Receptacle - Single - Brown
	007040-01-000	EA	Receptacle - Slide - 16 to 12 Awg.
	050708-02-000	EA	Receptacle - Double Electrical - Ivory
	050708-01-000	EA	Receptacle - Duplex - Brown

ELECTRICAL GROUP (CONTINUED)

WIRES, SWITCHES & RECEPTACLES (CONTINUED)

Key	Part Number	U/M	Description
	000475-01-000	EA	Socket - Connector
	000100-01-000	EA	Solenoid - 3 Post - Battery Charge Over
	024401-01-000	EA	Switch - Battery
	024402-01-000	EA	Switch - Battery Condition
	000100-01-000	EA	Switch - Push Button - 12 Volt
	000351-01-01A	EA	Switch Plate - 1 Gang - Polished Brass
	000351-02-01A	EA	Switch Plate - 2 Gang - Polished Brass
	070304-01-000	EA	Switch - On/Off Rocker - Brown
	007007-01-000	EA	Switch - Water Heater
	047443-01-000	EA	Terminal - 250 Receptacle Fit - Insulated - 10/14 AWG
	000320-01-000	EA	Terminal Ring - 10/14 Wire - 3/8" Stud
	005410-04-000	EA	Terminal Ring - #10 Stud Fit
	000320-01-000	EA	Terminal Ring - 12/10 Wire
	000340-01-000	EA	Terminal Ring - 2 - 3/8 Stud
	000331-01-000	EA	Terminal Ring - 4 - 3/8 Stud
	000000-02-000	EA	Terminal - Pack - Con - 10/14 AWG
	000000-01-000	FT	Wire - 12/2 Romex w/Ground
	000343-01-000	EA	Wire Tie - 0"

EXTERIOR LIGHTS

Key	Part Number	U/M	Description
	042405-01-000	EA	Lens - Side Marker/Clearance Light - w/Reflex - Red
	042405-02-000	EA	Lens - Side Marker Light - w/Reflex - Amber
	042405-03-000	EA	Base - Clearance Light - Rectangular
	001000-01-000	EA	Gasket - Light - Side Marker
	030100-01-000	EA	Bulb - 12 Volt - #194
	002740-04-000	EA	Wedge - Tail Light - Plastic - Passenger Side - Off White
	002742-04-000	EA	Wedge - Tail Light - Plastic - Driver Side - Off White
	007300-01-000	EA	Light - License Plate
	000640-01-000	EA	Bracket - License Plate
	000032-02-000	EA	Tail Lamp - 2 Bulb - Black Bezel
	000032-02-700	EA	Lens - Tail Lamp - w/Backup - Red
	000032-02-701	EA	Lens - Tail Lamp - w/o Backup - Red
	037005-01-000	EA	Bulb - Tail Lamp - #1157 - 12 Volt
	000000-01-000	EA	Light - Porch/Entry Door - Off White (US)
	000000-02-000	EA	Porch Light - Recessed (CSA)
	000000-01-700	EA	Lens - Porch Light
	000215-01-000	EA	Bulb - Porch Light
	100130-01-000	EA	Module - Daytime Running Lights
	100150-02-000	EA	Wire Asm. - Daytime Running Lights (Ford)
	100150-03-000	EA	Wire Asm. - Daytime Running Lights (Chevrolet)

INTERIOR LIGHTS

Key	Part Number	U/M	Description
	000024-01-01A	EA	Dome Light - 1 Bulb - Ivory (US)
	000024-02-01A	EA	Dome Light - 1 Bulb - Ivory (CSA)
	000024-03-01A	EA	Dome Light - 2 Bulb - Ivory (US)
	000024-04-01A	EA	Dome Light - 2 Bulb - Ivory (CSA)
	000024-01-700	EA	Lens - Dome Light
	000210-01-000	EA	Bulb - Dome Light - 12 Volt - #1141
	000200-01-000	EA	Light - Surface Mount - 12 Volt
	000200-01-700	EA	Bulb - 12 Volt - 5 Watt

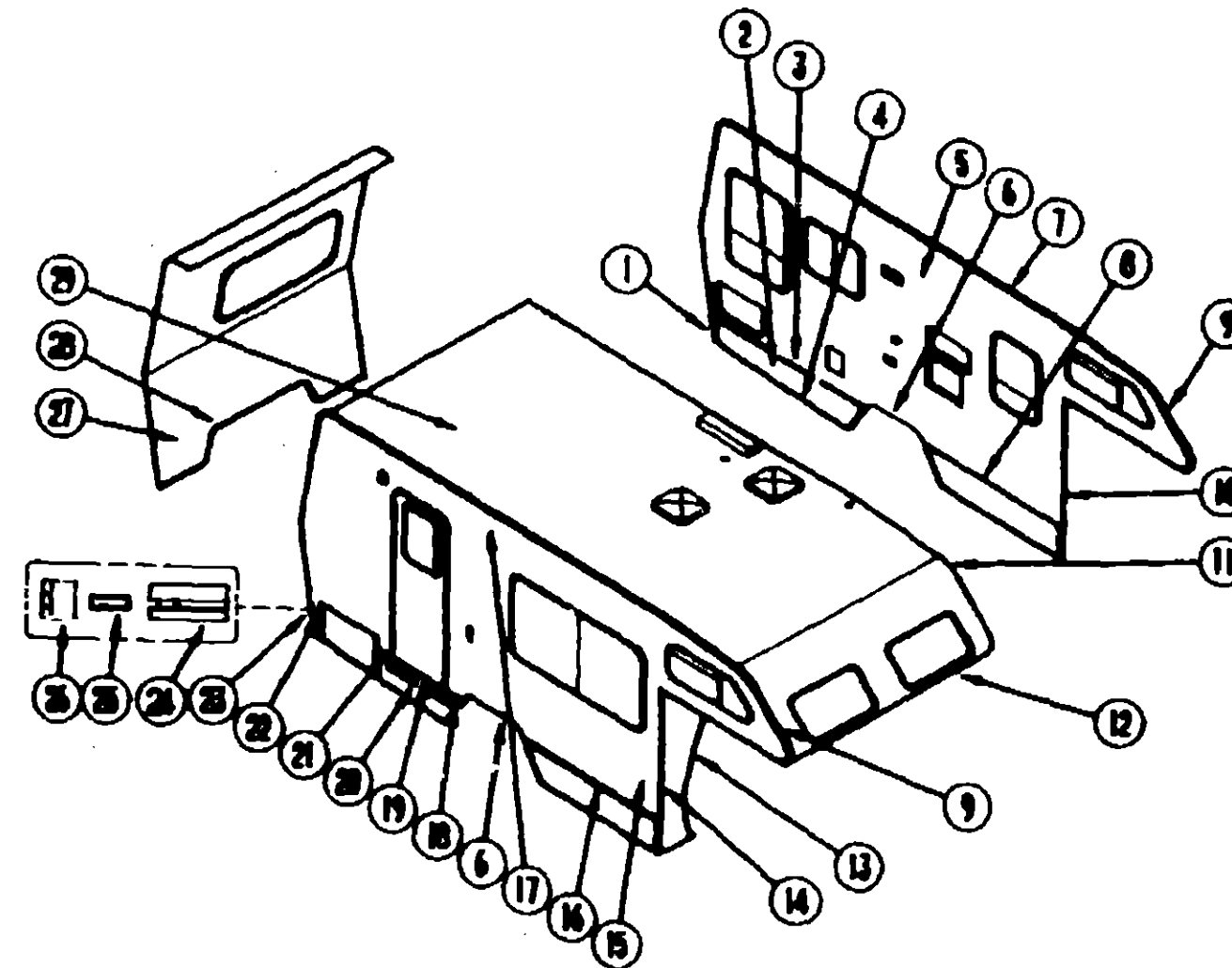
1990 ITASCA  
TABLE OF CONTENTS

INTRODUCTION	A-01 - A-02
ABBREVIATIONS	A-03
ALPHABETICAL/GROUP REFERENCE	A-04 - A-06
IF327TIT	A-07 - D-16
IF327RB	D-17 - G-10
IC/F321RG	G-11 - J-14

1990 IC/F321RG INDEX

Floor Plan	G-11 - G-12
Accessories Group	G-13 - G-16
Bath Group	G-17 - G-18
Chassis Group	G-19 - G-21
Curtain, Cushion & Pad Group	G-22 - H-05
Dinette Group	H-06 - H-07
Driver's Compartment Group	H-08 - H-13
Electrical Group	H-14 - H-16
Exterior Body Group	H-17 - H-20
Gallery Group	H-21 - H-24
Heating & Air Conditioning Group	I-01 - I-02
Interior Finish Group	I-03 - I-05
Labels Group	I-06 - I-13
LP Group	I-14
Lounge Group	I-15 - I-16
Sealants & Fasteners Group	I-17 - I-18
Water & Sewage Group	I-19 - I-20
Window, Vent & Exterior Door Group	I-21 - J-14

# EXTERIOR BODY GROUP EXTERIOR BODY PANELS



## 1980 ITASCA TABLE OF CONTENTS

INTRODUCTION	A-01 - A-02
ABBREVIATIONS	A-03
ALPHABETICAL GROUP REFERENCE	A-04 - A-06
IF327RT	A-07 - D-16
IF327RB	D-17 - G-10
IC/F321RG	G-11 - J-14

## 1980 IC/F321RG INDEX

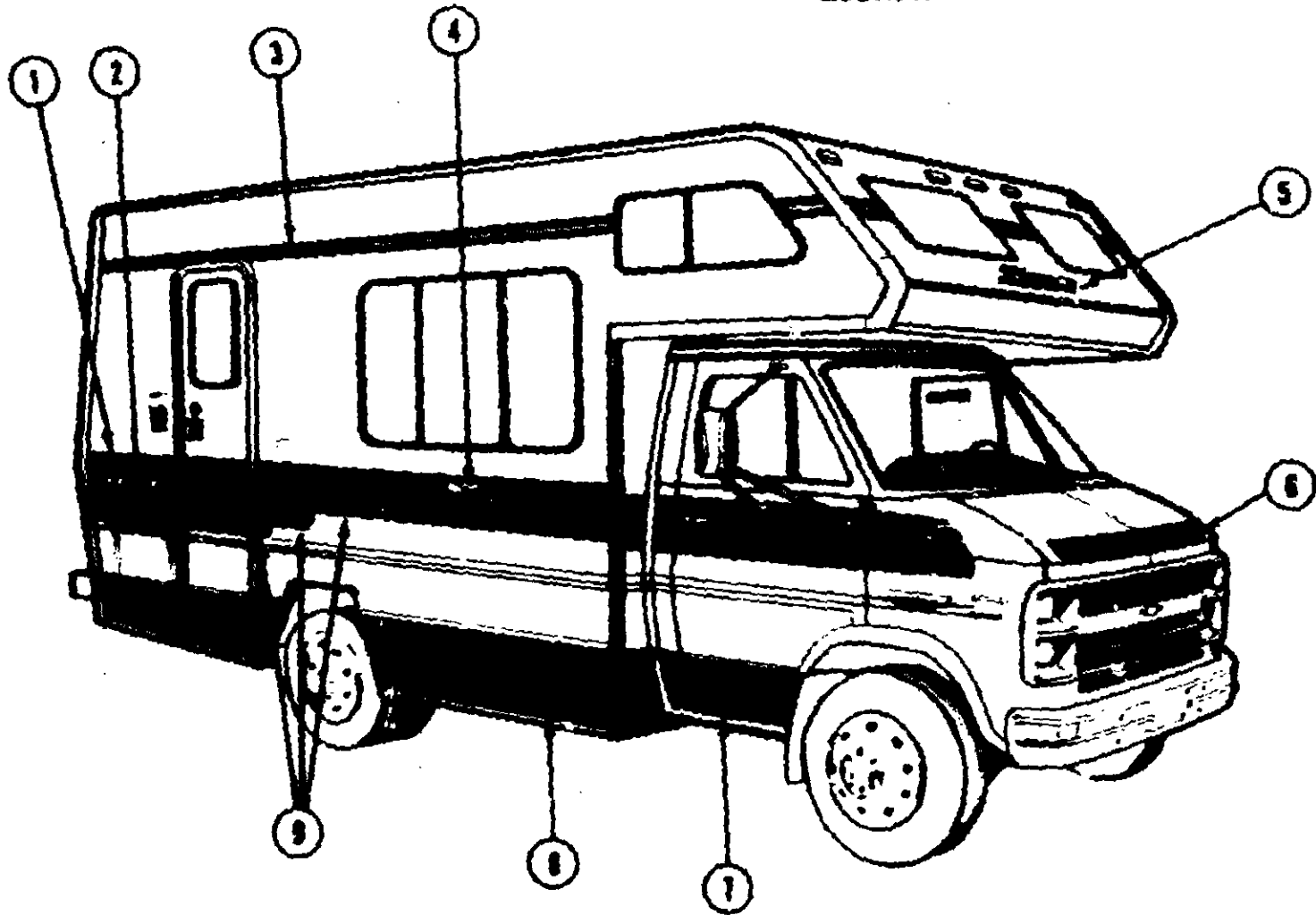
Key	Part Number	U/M	Description
1	087807-02-02A	EA	Filler - Valance Panel - Rear - Off White
2	M98383-08-AD3	EA	Valance Arm. - Rear (Stationary)
2	M98383-05-AD3	EA	Door Arm. - Rear Valance (Option L50U)
3	088816-03-01A	EA	Trim - Sidewall - Lower - 72.4" - Off White
4	088217-55-001	EA	U-Channel - 17.5" - Off White
5	M98810-01-AD3	EA	Sidewall Arm. - Driver (Special Order Item)
5	M98810-01-AD4	EA	Sidewall Arm. - Driver (Special Order Item)
15	M98877-01-AD3	EA	Sidewall Arm. - Driver (Special Order Item)
15	M98877-01-AD4	EA	Sidewall Arm. - Driver (Special Order Item)
8	088215-01-01A	EA	Trim - Wheelwell - Rear - Metal - Off White
7	088884-01-01A	EA	Trim - Contour - Roof - Off White
8	088817-02-01A	EA	Trim - Sidewall - Lower - 64.37" - Off White
9	088854-01-01A	EA	Trim - Contour - Off White
	078280-01-01A	FT	Vinyl Insert - Contour Trim - 72" - Off White
10	088870-02-01A	EA	Trim - Wingwall - Off White
	M98772-02-AA3	EA	Wingwall - Driver's Side w/Gusset (Chevrolet)
	M98154-02-AA3	EA	Wingwall - Driver's Side w/Gusset (Ford)
	088845-02-01A	EA	Trim - "L" Angled - Driver's Wingwall - Off White
11	078580-01-000	EA	Trim - Roof to Front Cab
12	038844-08-000	EA	Trim - Sleeper Board - Off White
13	M98772-01-AA3	EA	Wingwall - Passenger's Side w/Gusset (Chevrolet)
13	M98154-01-AA3	EA	Wingwall - Passenger's Side w/Gusset (Ford)
	088845-01-01A	EA	Trim - "L" Angled - Passenger's Wingwall - Off White
	088334-01-000	FT	Vinyl - Exterior Trim - Between Wingwall & Cab Seal - White
14	088870-01-01A	EA	Trim - Wingwall - Off White
	078203-03-000	EA	Wingwall Trim - Metal - 14.2" - Off White

Key	Part Number	U/M	Description
15	M98808-01-AD3	EA	Sidewall Arm. - Passenger (Special Order Item)
15	M98808-01-AD4	EA	Sidewall Arm. - Passenger (Special Order Item)
115	M98878-01-AD3	EA	Sidewall Arm. - Passenger (Special Order Item)
115	M98878-01-AD4	EA	Sidewall Arm. - Passenger (Special Order Item)
16	088818-03-01A	EA	Trim - Sidewall - Lower - 64.45" - Off White
17	088864-01-01A	EA	Trim - Roof Contour - Off White
18	088817-04-01A	EA	Trim - Sidewall - Lower - 6.85" - Off White
19	002444-04-002	EA	Feature Strip w/o Insert - 15' Long - Off White
	001030-02-003	EA	Insert - Feature Strip - Stucco
	008731-01-000	EA	End Cap - Feature Strip
20	088885-01-AA3	EA	Valance - Entry Door
	048882-02-000	EA	Drip Cap - Jamb Mounted - Off White
21	087180-01-01A	EA	Trim - Sidewall - Lower - 4.3" - Off White
22	087807-03-02A	EA	Filler - Valance Panel - Rear - Off White
23	088817-04-01A	EA	Trim - Sidewall - Lower - 6.85" - Off White
24	NOTE	EA	Trim - Sidewall - Lower - Off White
25	001030-02-003	EA	Insert - Lower Sidewall Trim
26	088424-02-01A	EA	End Cap - Sidewall Trim - Rear (Passenger's Side) & Front (Driver's Side)
26	088424-01-01A	EA	End Cap - Sidewall Trim - Rear (Driver's Side) & Front (Passenger's Side)
27	M98833-01-AD3	EA	Backwall Arm. (Special Order Item)
27	M98833-01-AD4	EA	Backwall Arm. (Special Order Item)
28	096197-02-01A	EA	Trim - Backwall - Lower - U-Channel - 1" Wide - Off White
29	M98831-01-AD3	EA	Roof Arm. (Special Order Item)
29	M98831-01-AD4	EA	Roof Arm. (Special Order Item)
	M78117-01-700	EA	Front Roof Section (Special Order Item)
	* See the inset illustration for additional numbers.		
1	These parts were used from 10/02/88 on.		

Floor Plan	G-11 - G-12
Accessories Group	G-13 - G-16
Bath Group	G-17 - G-18
Chassis Group	G-19 - G-21
Curtain, Cushion & Pad Group	G-22 - H-05
Dinette Group	H-06 - H-07
Driver's Compartment Group	H-08 - H-13
Electrical Group	I-14 - H-16
Exterior Body Group	H-17 - H-20
Galley Group	H-21 - H-24
Heating & Air Conditioning Group	I-01 - I-02
Interior Finish Group	I-03 - I-05
Labels Group	I-06 - I-13
LP Group	I-14
Lounge Group	I-15 - I-16
Sealants & Fasteners Group	I-17 - I-18
Water & Sewage Group	I-19 - I-20
Window, Vent & Exterior Door Group	I-21 - J-14



EXTERIOR BODY GROUP (CONTINUED)  
MULTISTRIPE & DECALS



Key	Part Number	U/M	Description
1	098245-00-000	FT	Multistripe - 3 Stripes - 4.21" Wide - Rose/Light Blue/Light Blue
2	078852-10-000	EA	Decal - Logo - "Itasca" - 8.5" Wide - Black/Off White
3	085217-H2-000	FT	Multistripe - 2 Stripes - 3.3" Wide - Dark Blue/Light Blue
4	083585-01-01A	EA	Decal - Logo - "Spirit" - Black/White
5	078191-01-000	EA	Decal - Logo - "Itasca" - Black
6	081940-11-000	EA	Decal - Hood - Ford - Light Blue
6	081944-11-000	EA	Decal - Hood - Chevrolet - Light Blue
7	083881-08-01A	FT	Film - 8.7" x 150" - Gray
8	083881-08-01A	FT	Film - 13.5" x 150" - Gray
9	078831-72-000	FT	Decal - Stripping - 3.5" x 150" - Dark Blue
	084075-01-000	EA	Decal - "by Winnebago Ind." - Black

For your convenience here are the Dupont color codes that you can purchase locally:  
Rose 44156AH  
Light Blue B8006  
Dark Blue B8433  
Off White L8723L  
Black 88A  
Gray 8882

Key	Part Number
	083558-01-000
	308128-01-000
	008128-02-000
	087858-04-000
	088382-06-000
	075736-02-000
	083615-08-000
	048347-01-000
	048347-02-000
	082047-01-000
	008043-01-000

Key	Part Number
	044487-01-001
	001054-01-011
	000888-01-000
	000870-03-000
	076054-82-020
	077517-24-000
	093743-01-02A

MISCELLANEOUS EXTERNALLY MOUNTED PARTS

U/M	Description
EA	Plumbing Seal - Roof Vent - 1.5
EA	Assist Handle - Chrome
EA	Assist Handle - Black
EA	Fit - City Water - Off White
EA	Tube - Support - Floor to Valance - 17"
EA	Cover - Exterior Receptacle - Off White
EA	Holder - Compartment Door - Plastic - Off White
EA	Head - Mirror - 7.5" x 10.5" - Stainless Steel
EA	Head - Mirror - 7.5" x 10.5" - Off White
EA	Arm - West Coast Mirror
EA	Mirror - Exterior - Convex - Adhesive Backed

SHEET FIBERGLASS, ALUMINUM & STYROFOAM

U/M	Description
EA	Aluminum - Mill Finish - No Design - 96" x 160" (Roof)
EA	Aluminum Sheet - 48" x 96" - Flat - Off White
SF	Styrofoam - 3/4" x 24" x 96"
SF	Styrofoam - 1.54" x 48" x 96"
EA	Fiberglass Sheet - 48" x 236" - Off White
EA	Fiberglass Sheet - 48" x 96" - Off White
SF	Plastic - ABS - 11.5" Wide - Off White

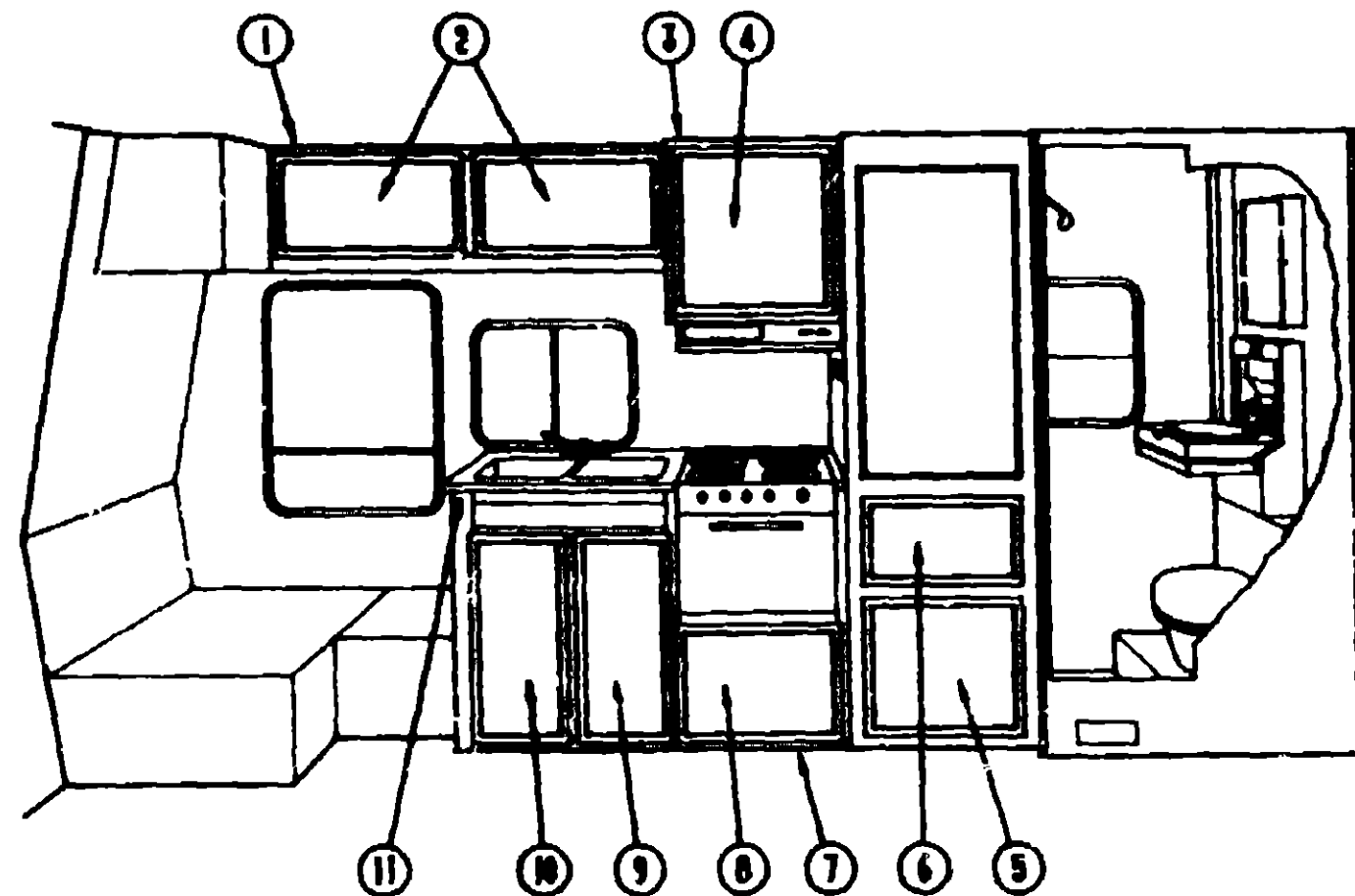
1990 ITASCA  
TABLE OF CONTENTS

INTRODUCTION	A-01 - A-02
ABBREVIATIONS	A-03
ALPHABETICAL GROUP REFERENCE	A-04 - A-06
IF327RT	A-07 - D-16
IF327RB	D-17 - G-10
IC/F321RG	G-11 - J-14

1990 IC/F321RG INDEX

Floor Plan	G-11 - G-12
Accessories Group	G-13 - G-16
Bath Group	G-17 - G-18
Chassis Group	G-19 - G-21
Curtain, Cushion & Pad Group	G-22 - H-05
Dinette Group	H-06 - H-07
Driver's Compartment Group	H-08 - H-13
Electrical Group	H-14 - H-16
Exterior Body Group	H-17 - H-20
Galley Group	H-21 - H-24
Heating & Air Conditioning Group	I-01 - I-02
Interior Finish Group	I-03 - I-05
Labels Group	I-06 - I-13
LP Group	I-14
Lounge Group	I-15 - I-16
Seatings & Fasteners Group	I-17 - I-18
Water & Sewage Group	I-19 - I-20
Window, Vent & Exterior Door Group	I-21 - J-14

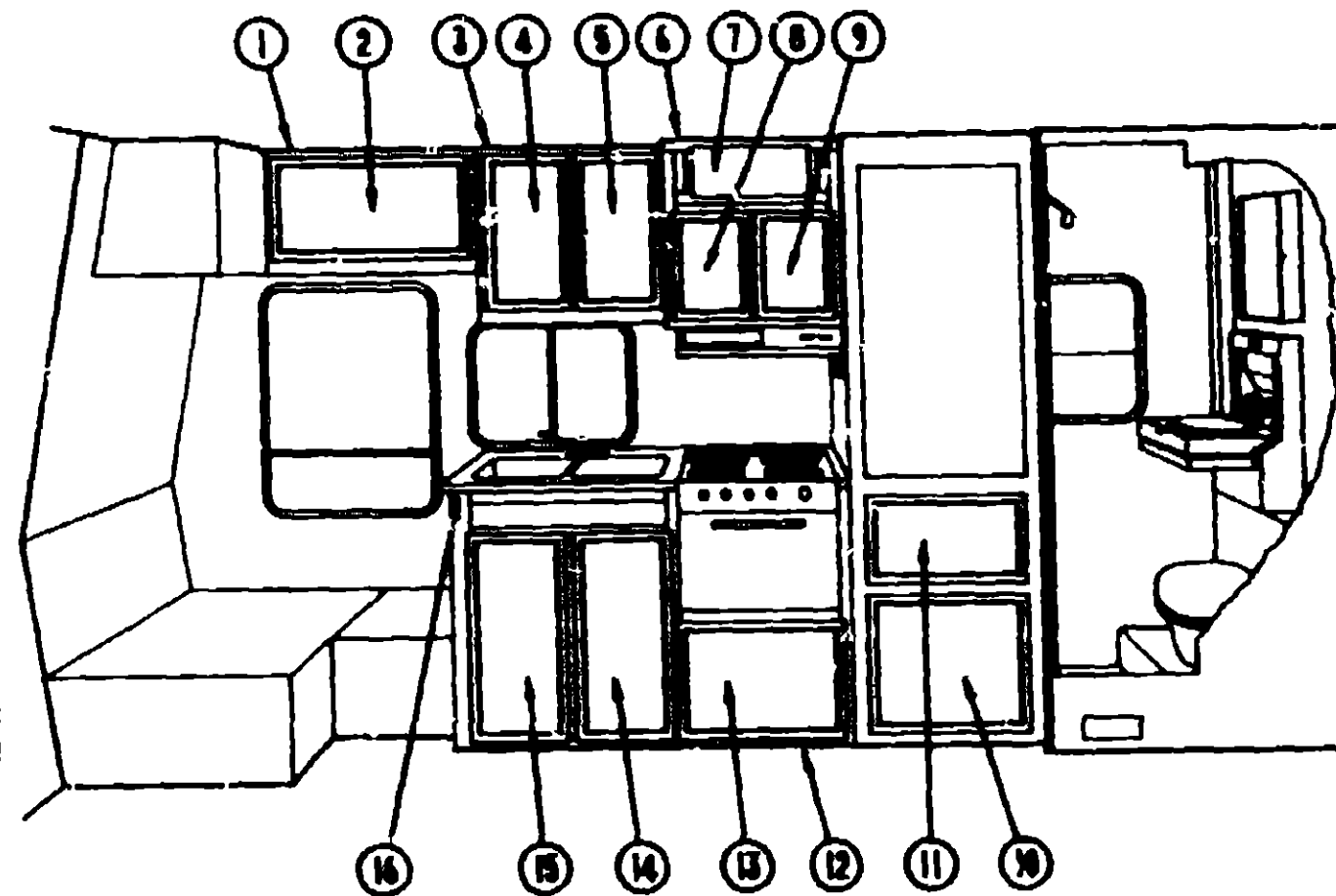
# GALLEY GROUP



GALLEY CABINETRY (FROM 08/08/89 THRU 12/10/89)

Key	Part Number	U/M	Description
1	M99236-01-AA3	EA	Cabinet Asm. - Galley/Lounge Overhead - w/o Doors or Hardware
	082825-04-AA3	EA	End Cap - Overhead
2	M99852-37-AA3	EA	Door Asm. - Overhead - 14.3" x 21.8" - w/o Hardware
*2	M99852-37-A83	EA	Door Asm. - Overhead - 14.3" x 21.8" - w/o Hardware
3	M99880-03-AA3	EA	Cabinet Asm. - Overhead - w/o Door or Hardware
†3	M99270-02-AA3	EA	Cabinet Asm. - Overhead - w/o Door or Hardware
	081280-25-AA3	EA	End Cap - Overhead
4	M99852-23-AA8	EA	Door Asm. - Overhead - 17.7" x 22.8" - w/o Hardware
*4	M99852-37-AA3	EA	Door Asm. - Overhead - 14.3" x 21.8" - w/o Hardware
*4	M99852-37-A83	EA	Door Asm. - Overhead - 14.3" x 21.8" - w/o Hardware
5	M99852-53-AA3	EA	Panel Asm. - Refrigerator Cabinet - 21.8" x 19.8" - w/o Hardware
*5	M99852-53-A83	EA	Panel Asm. - Refrigerator Cabinet - 21.8" x 19.8" - w/o Hardware
6	M99852-13-AA3	EA	Door Asm. - Refrigerator Cabinet - 21.8" x 14.3" - w/o Hardware
*6	M99852-13-A83	EA	Door Asm. - Refrigerator Cabinet - 21.8" x 14.3" - w/o Hardware
7	M99851-01-AA3	EA	Cabinet Asm. - Galley - w/Countertop - w/o Doors, Drawers or Hardware (AD3)
7	M99851-01-AA4	EA	Cabinet Asm. - Galley - w/Countertop - w/o Doors, Drawers or Hardware (AD4)
8	M99852-54-AA3	EA	Door Asm. - Galley Cabinet - 21.8" x 17.7" - w/o Hardware
*8	M99852-54-A83	EA	Door Asm. - Galley Cabinet - 21.8" x 17.7" - w/o Hardware
9	M99852-55-AA3	EA	Door Asm. - Galley Cabinet - 9.8" x 33.5" - w/o Hardware
*9	M99852-55-A83	EA	Door Asm. - Galley Cabinet - 9.8" x 33.5" - w/o Hardware
10	M99852-26-AA8	EA	Door Asm. - Galley Cabinet - 14.4" x 33.5" - w/o Hardware
*10	M99852-26-A83	EA	Door Asm. - Galley Cabinet - 14.4" x 33.5" - w/o Hardware
11	099851-11-AA3	EA	Countertop Asm. - Galley Cabinet (AD3)
11	099851-11-AA4	EA	Countertop Asm. - Galley Cabinet (AD4)
* These parts are used from 11/27/89 - 12/10/89			
† These parts are used from 6/23/89 - 12/10/89			
** These parts are used from 6/23/89 - 11/26/89			

# GALLEY GROUP (CONTINUED)



GALLEY CABINETRY (FROM 12/11/89 THRU 08/08/90)

Key	Part Number	U/M	Description
1	M99236-01-AA3	EA	Cabinet Asm. - Couch Overhead - w/o Door or Hardware
	082825-04-AA3	EA	End Cap - Couch Overhead
2	M99852-36-A33	EA	Door Asm. - Couch Overhead Cabinet - 14.4" x 28.7" - w/o Hardware
3	099237-01-AA3	EA	Cabinet Asm. - Sink Overhead - w/o Doors or Hardware
	081280-36-AA3	EA	End Cap - Sink Overhead
4	M99852-72-A83	EA	Door Asm. - Sink Overhead - 18.7" x 12" - w/o Hardware
5	M99852-71-A83	EA	Door Asm. - Sink Overhead - 18.7" x 12" - w/o Hardware
6	M94080-02-AA3	EA	Cabinet Asm. - Overhead - w/o Door or Hardware
	081280-34-AA3	EA	End Cap - Overhead
7	M99852-82-A83	EA	Door Asm. - Overhead Cabinet - 7" x 21.8" - w/o Hardware
8	M99852-88-A83	EA	Door Asm. - Overhead Cabinet - 10.8" x 14.4" - w/o Hardware
9	M99852-67-A33	EA	Door Asm. - Overhead Cabinet - 10.8" x 14.4" - w/o Hardware
10	M99852-53-A83	EA	Panel Asm. - Refrigerator Cabinet - 21.8" x 19.8" - w/o Hardware
11	M99852-13-A83	EA	Door Asm. - Refrigerator Cabinet - 21.8" x 14.4" - w/o Hardware
12	M99236-01-AA3	EA	Cabinet Asm. - Galley - w/Countertop - w/o Doors or Hardware (AD3)
12	M99236-01-AA4	EA	Cabinet Asm. - Galley - w/Countertop - w/o Doors or Hardware (AD4)
13	M99852-73-A83	EA	Door Asm. - Galley Cabinet - 15.9" x 21.8" - w/o Hardware
14	M99852-64-A83	EA	Door Asm. - Galley Cabinet - 10" x 25.2" - w/o Hardware
15	M99852-77-A83	EA	Door Asm. - Galley Cabinet - 14.3" x 28.7" - w/o Hardware
16	099236-11-AA3	EA	Countertop Asm. - Galley Cabinet (AD3)
16	099236-11-AA4	EA	Countertop Asm. - Galley Cabinet (AD4)

# 1990 ITASCA TABLE OF CONTENTS

INTRODUCTION	A-01 - A-02
ABBREVIATIONS	A-03
ALPHABETICAL/GROUP REFERENCE	A-04 - A-08
F327RT	A-07 - D-18
F327RB	D-17 - G-10
IC/F321RG	G-11 - J-14

# 1990 IC/F321RG INDEX

Floor Plan	G-11 - G-12
Accessories Group	G-13 - G-16
Bath Group	G-17 - G-18
Chassis Group	G-19 - G-21
Curtain, Cushion & Pad Group	G-22 - H-05
Dinette Group	H-06 - H-07
Driver's Compartment Group	H-08 - H-13
Electrical Group	H-14 - H-16
Exterior Body Group	H-17 - H-20
Galley Group	H-21 - H-24
Heating & Air Conditioning Group	I-01 - I-02
Interior Finish Group	I-03 - I-05
Labels Group	I-06 - I-13
LP Group	I-14
Lounge Group	I-15 - I-16
Sealants & Fasteners Group	I-17 - I-18
Water & Sewage Group	I-19 - I-20
Window, Vent & Exterior Door Group	I-21 - J-14

# GALLEY GROUP (CONTINUED)

## GALLEY APPLIANCES

Key	Part Number	U/M	Description
	084473-03-000	EA	Refrigerator - 2-Way - 4 8 Cu. Ft.
	084472-01-700	EA	Thermocouple
	084880-01-715	EA	Valve Shut-Off - Manual
	084880-01-713	EA	Connector - Male - Inlet Fitting
	084473-01-702	EA	Orifice
	088848-01-708	EA	Burner - Horizontal
	084473-01-725	EA	Door Assembly
	084473-01-720	EA	Keeper - Dairy - Brown
	084473-01-708	EA	Trim - Breaker - Top - Brown
	048856-01-713	EA	Pin - Hinge
	084473-01-711	EA	Trim - Breaker - Right Hand - Brown
	084472-03-700	EA	Pin - Hinge - Bottom
	084472-01-728	EA	Hinge - Lower Right
	084473-01-714	EA	Cover - Crisper
	084473-01-716	EA	Crisper - Brown
	084473-01-712	EA	Trim - Breaker - Left Hand - Brown
	084472-02-728	EA	Decal - Norcold
	084473-01-707	EA	Trim - Cabinet Top - Brown - Middle Travel Latch
	084473-03-700	EA	Electrode Asm
	084473-03-701	EA	Heater AC - Horizontal Burner
	084473-03-703	EA	Burner Tube
	084473-03-704	EA	Door Gasket - Almond
	084473-03-705	EA	Door Liner - Foamed - Almond
	084473-03-708	EA	Door Frame - Plastic - 3 Sides
	084473-03-707	EA	Trim - Door Shelf - Brown Insert
	084473-03-708	EA	Connector Rod - For Dairy Door
	084473-03-709	EA	Pin & Chain Travel Lock
	084473-03-710	EA	Pin Breaker Strip - Brown
	084473-03-711	EA	Handle - Freezer Door - Brown
	084473-03-712	EA	Door Asm. - Freezer - Brown
	084473-03-713	EA	Drip Tray
	084473-03-714	EA	Mode Selector Knob
	084473-03-715	EA	Thermostat Knob
	084473-03-716	EA	Switch - 3-Way
	084473-03-718	EA	Cooling Unit - Horizontal Burner
	084473-03-719	EA	Flue - Horizontal Burner
	084473-03-720	EA	Relighter
	084473-03-721	EA	Combination Control
	084473-03-722	EA	Control Panel Insert
	084473-03-723	EA	Door Frame Cap - Plastic - Brown
	084473-03-724	EA	Door Asm. - Freezer - Black
	084473-03-725	EA	Trim - Door Shelf - Black Insert
	084473-03-726	EA	Dairy Keeper - Black
	084473-03-727	EA	Latch - Travel - Middle - Black
	084473-03-728	EA	Trim - Decorative - Pin & Chain
	084473-03-729	EA	Cover For Burner Box
	087944-01-01A	EA	Hood - Range w/o Monitor Panel - Almond - Ventline (US)
	087944-02-01A	EA	Hood - Range w/o Monitor Panel - Ventline (CSA)
	075470-01-702	EA	Switch - On/Off
	082886-01-709	EA	Bulb - 912
	080873-01-700	EA	Motor
	082886-01-710	EA	Socket - Light
	082886-02-701	EA	Lens - Lamp
	080873-01-702	EA	Blade - Fan
	088883-01-707	EA	Filter - Grease - 8" x 8"

# GALLEY GROUP (CONTINUED)

## GALLEY APPLIANCES (CONTINUED)

Key	Part Number	U/M	Description
	C91288-04-000	EA	Oven - Microwave - Magic Chef
	081288-01-730	EA	Knob - Dialrot
	081288-01-701	EA	Knob - Timer
	055282-04-000	EA	Range - 4 Burner w/Oven - Magic Chef
	055282-03-708	EA	Stumper - Main Top - Plastic Plug
	048045-01-742	EA	Burner Asm. - Oven
	084782-02-715	EA	Clip - Grate
	055282-03-702	EA	Knob - Thermostat
	081374-02-701	EA	Regulator - Pressure
	055282-03-700	EA	Thermostat
	048045-01-703	EA	Valve - Top - Burner
	084782-02-705	EA	Handle - Oven Door - Black
	048045-01-748	EA	Broiler Pan - w/o Insert
	088507-02-700	EA	Filter - Pilot
	088507-02-701	EA	Insert - Burner (Slotted Vent)
	084782-02-701	EA	Shield - Deflector Flue - Black
	048045-01-741	EA	Insert - Broiler Pan
	084782-02-710	EA	Bracket - Front Glass
	084782-02-712	EA	Grate - Top - Burner - Square Holes
	084782-02-714	EA	Fitting - Pipe Nipple - 1/8"
	088507-01-701	EA	Top - Main - Almond
	084782-02-708	EA	Valve - Mercury Control
	055282-04-700	EA	Panel - Oven Door - Almond
	088507-02-707	EA	Top - Main - Ebony
	087817-01-01A	EA	Panel - Monitor - Almond
	087817-01-700	EA	Plate - Cover
	087817-01-701	EA	Switch - On/Off - Almond
	087817-01-702	EA	Switch - 1 Way - Almond
	087817-01-703	EA	Circuit Board
	087818-01-000	EA	Wire Asm. - Monitor Panel

## GALLEY HARDWARE

Key	Part Number	U/M	Description
	084745-01-01A	EA	Trim - Microwave - Lower
	084774-01-01A	EA	Trim - Microwave - Either Side - .5"
	084774-03-01A	EA	Trim - Microwave - Either Side - 1.5"
	084753-01-000	EA	Bracket - Microwave - 90°
	084073-03-000	EA	Vent - Refrigerator - Roof - Off White
	084073-04-000	EA	Base - Roof Vent - Norcold Refrigerator - Black
	054450-01-000	EA	Level - Refrigerator
	084878-08-000	EA	Vent - Range Hood - Snort
	063437-01-000	EA	Strainer - w/Basket - Sink
	066437-01-700	EA	Basket - Strainer
	011053-04-000	EA	Faucet - w/Swing Spout - 8"
	011053-01-700	EA	Aerator - Swing Spout Faucet
	091253-01-000	EA	Gasket - Faucet
	009049-01-000	EA	Support - Extension - Galley Cabinet
	009056-01-000	EA	Hinge - Galley Extension - Brass
	059777-02-000	EA	Hinge - Burnished Brass
	100030-01-000	EA	Pull - Cabinet
	072388-34-000	EA	Mesh - Expanded Aluminum - Bronze
	037688-03-000	EA	Center Guide - Drawer
	093586-03-000	EA	Catch - Spring Roller
	093586-04-000	EA	Strike - Spring Steel
	090329-01-000	FT	Seal - Refrigerator Cabinet
	098654-01-000	EA	Sink - Galley - Double w/Mounting Hardware - Stainless Steel
	081530-01-AA8	EA	Sink Cover (AD3)
	081530-01-AA9	EA	Sink Cover (AD4)
	099979-01-000	EA	Clip - Adjustable Shelf
	098980-01-000	EA	Plastic - Adjustable Shelf - 18" Long

## 1980 ITASCA TABLE OF CONTENTS

INTRODUCTION	A-01 - A-02
ABBREVIATIONS	A-03
ALPHABETICAL/GROUP REFERENCE	A-04 - A-08
IF327RT	A-07 - D-16
IF327RB	D-17 - G-10
ICF321RG	G-11 - J-14

## 1980 IC/F321RG INDEX

Floor Plan	G-11 - G-12
Accessories Group	G-13 - G-16
Bath Group	G-17 - G-18
Chester Group	G-19 - G-21
Curtain, Cushion & Pad Group	G-22 - H-05
Dinette Group	H-06 - H-07
Driver's Compartment Group	H-08 - H-13
Electrical Group	H-14 - H-16
Exterior Body Group	H-17 - H-20
Galley Group	H-21 - H-24
Heating & Air Conditioning Group	I-01 - I-02
Interior Finish Group	I-03 - I-05
Labels Group	I-06 - I-13
LP Group	I-14
Lounge Group	I-15 - I-16
Sealants & Fasteners Group	I-17 - I-18
Water & Sewage Group	I-19 - I-20
Window, Vent & Exterior Door Group	I-21 - J-14

HEATING & AIR CONDITIONING GROUP

FURNACES & REPAIR PARTS

Key	Part Number	U/M	Description
	070005-01-000	EA	Furnace - Direct Ignition - 24,000 BTU - Suburban
	002300-01-705	EA	Electrode
	000034-01-733	EA	Relay - Timer - Delay
	002300-01-723	EA	Motor Arm.
	070005-01-700	EA	Wheel - Room Air
	070005-01-700	EA	Microswitch Arm.
	074000-01-700	EA	Wheel - Combustion
	070000-02-730	EA	Gasket - Crossover Tube
	002300-01-724	EA	Gasket - Motor Mount
	002300-01-727	EA	Gasket - Combustion Air Housing
	070000-02-714	EA	Vent Cap & Exhaust Tube Arm.
	000034-01-720	EA	Gas Valve
	070005-01-711	EA	Cabinet Arm.
	070005-01-703	EA	Gas Pipe Inlet
	070005-01-710	EA	Front - Cabinet
	000033-01-700	EA	Switch - Limit
	000033-01-701	EA	Orifice - Main Burner
	002300-01-704	EA	Electrode Gasket
	000034-01-706	EA	Module Board
	000034-01-700	EA	Elbow - 90° - Black Iron
	000034-01-716	EA	Manual Shutoff Valve
	070000-01-703	EA	U-Clip - Timerman
	004334-01-000	EA	Electrical Plug - 3 Position
	074035-01-715	EA	Electrode Wire
	002300-01-700	EA	Burner Access Door
	000034-01-732	EA	Gasket - Burner Access Door
	070005-01-704	EA	Mandfold Arm
	000034-01-712	EA	Gasket - Mandfold
	070005-01-705	EA	Burner Arm.
	002300-01-721	EA	Burner Housing Arm
	070000-02-727	EA	Motor Mount Bracket
	070000-01-706	EA	Housing - Combustion Air Arm.
	070000-02-735	EA	Housing - Combustion Air - Outside
	003305-01-000	EA	Thermostat - Suburban Furnace
	000100-01-000	FT	Duct - Flexible - 4" ID x 25'
	000404-05-000	EA	Register - 4" Dia - Plastic - w/o Damper - Golden
	000404-02-000	EA	Register - 4" Dia - Plastic - w/o Damper - Brown
	000200-01-000	EA	Take - Furnace - 1 1/2"
	010326-01-000	EA	Adapter - Flare - w/Cone Gasket
	023146-01-000	EA	Clamp - Screw Type - 4"
	004334-01-000	EA	Plug - Electrical - 3 Position
	000036-02-000	EA	Connector Duct - 4" ID

HEATING & AIR CONDITIONING GROUP (CONTINUED)

ROOF AIR CONDITIONER & PARTS

Key	Part Number	U/M	Description
	003704-01-000	EA	Ceiling Arm. - Air Conditioner - Cool Only (Option 29)
	042204-01-700	EA	Thermostat In - 64, Out - 50
	042205-01-702	EA	Thermostat In - 80, Out - 50
	073742-01-701	EA	Selector Switch (5 - Terminal)
	073742-01-702	EA	Decal - Cool Only
	073742-01-703	EA	Decal - Heat & Cool
	001005-01-700	EA	Limit Switch (Open 100, Close 110)
	001225-01-713	EA	Knob (2 Per Package)
	070303-01-707	EA	Filter - 6" x 14 3/4" x 1/2" (12 Per Package)
	001225-01-717	EA	Decal (Thermostat) Cool Only
	001006-01-712	EA	Ceiling Shroud (Ivory)
	003703-01-705	EA	Decal - Heat/Cool - Thermostat
	003703-01-706	EA	Heat Element
	003703-01-710	EA	Single Parts Package
	002441-01-000	EA	Ceiling Arm. - Air Conditioner - 220 Volt (European) (Option 29)
	003703-01-04A	EA	Air Conditioner - 110 Volt - Roof Mount - 13,500 BTU - Off White (Option 29)
	003703-04-700	EA	Shroud - Roof A/C - w/o Logos
	003703-01-711	EA	Gasket - Package
	003703-01-712	EA	Fan Blade - Condenser
	003306-01-701	EA	Decal Package - Left & Right
	073742-02-704	EA	Run Capacitor (Compressor)
	001225-01-710	EA	Start Capacitor
	001225-01-700	EA	Start Relay
	070303-01-712	EA	Motor
	003703-01-702	EA	Overload
	003703-01-703	EA	Impeller - 7" Dia. x 2.0" Wide
	003703-01-704	EA	Capacitor - Fan
	003703-01-705	EA	Evaporator Coil
	003703-01-706	EA	Condenser Coil
	003703-01-713	EA	Compressor - E Series
	002440-01-000	EA	Air Conditioner - 220 Volt - Roof Mount - 13,500 BTU (European) (Option 29)
	004077-03-000	EA	Cover - Blank - Roof Air Conditioner - Ivory
	022756-01-000	EA	Cover - A/C - Black Plastic

1990 ITASCA  
TABLE OF CONTENTS

INTRODUCTION	A-01 - A-02
ABBREVIATIONS	A-03
ALPHABETICAL/GROUP REFERENCE	A-04 - A-08
IF327RT	A-07 - D-16
IF327RB	D-17 - G-10
IC/F321RG	G-11 - J-14

1990 IC/F321RG INDEX

Floor Plan	G-11 - G-12
Accessories Group	G-13 - G-16
Bath Group	G-17 - G-18
Chassis Group	G-19 - G-21
Curtain, Cushion & Pad Group	G-22 - H-05
Dinette Group	H-06 - H-07
Driver's Compartment Group	H-08 - H-13
Electrical Group	H-14 - H-16
Exterior Body Group	H-17 - H-20
Gallery Group	H-21 - H-24
Heating & Air Conditioning Group	I-01 - I-02
Interior Finish Group	I-03 - I-05
Labels Group	I-06 - I-13
LP Group	I-14
Lounge Group	I-15 - I-16
Sealants & Fasteners Group	I-17 - I-18
Water & Sewage Group	I-19 - I-20
Window, Vent & Exterior Door Group	I-21 - J-14

## INTERIOR FINISH GROUP

### INTERIOR MOLDINGS & TRIMS

Key	Part Number	U/M	Description
	001204-00-000	EA	Molding - Shelf - Knutched Wood - 8' Long
	001205-01-000	FT	T-Molding - End Cap - Edge - 3/4" - Brown
	001205-04-000	FT	T-Molding - End Cap - Edge - 3/4" - Birch
	000015-00-000	FT	T-Molding - .75" - Ivory
	000015-00-000	FT	T-Molding - .75" - Birch
	000012-23-000	EA	Molding - Plastic Corner - Outside - 1/2" - Birch
	002002-00-000	FT	Molding - Reverse Cove - T-Shape - Vinyl - Champagne White
	000004-01-000	EA	U-Channel - 1/16" - Brown
	000004-17-000	FT	U-Channel - .015" - Birch
	000770-10-000	FT	U-Channel - 1" - Birch
	000767-12-000	FT	Walling - Antique White (Ceiling to Wall)
	000767-10-000	EA	Walling - Mahogany (Cabinet to Wall)
	000001-00-134	EA	Molding - Vinyl Wrapped - 1.5" x 3"
	000001-F2-436	EA	Molding - Vinyl Wrapped - 2.5" x 8"
	000000-02-436	EA	Lumber - Vinyl Wrapped - 1.5" x 8"
	000000-E2-436	EA	Lumber - Vinyl Wrapped - 2" x 8"
	074045-07-000	EA	Plug - Wood - 1/2"

### BATT STRIPS

Key	Part Number	U/M	Description
	000733-77-000	EA	Batt Strip - Birch - 8'
	000204-31-000	FT	Batt Strip - Birch - Tape Adhesive
	000203-34-000	EA	Batt Strip - Turbigrass - Slate - 8' (Wall) (AD3)
	000204-10-000	FT	Batt Strip - Turbigrass - Slate - Tape Adhesive (Wall) (AD3)
	000203-35-000	EA	Batt Strip - Turbigrass - Salmon - 8' (Wall) (AD4)
	000204-19-000	FT	Batt Strip - Turbigrass - Salmon - Tape Adhesive (Wall) (AD4)
	000203-19-000	EA	Batt Strip - Bone - 8' (Wall)
	000203-30-000	EA	Batt Strip - Crossik Spatter - Beige (Ceiling)

### PANELING & COUNTERTOP MATERIAL

Key	Part Number	U/M	Description
	074407-10-000	SF	Paneling - Richmond Birch - 48" x 84" (28 SF) (Cabinets)
	074407-14-000	SF	Paneling - Crossik - 48" x 96" (32 SF) (Ceiling)
	074407-14-700	EA	Sealer - Stain - Ceiling
	000272-56-000	SF	Paneling - Main - Slate - 48" x 84" (28 SF) (Wall) (AD3)
	000272-57-000	SF	Paneling - Main - Salmon - 48" x 84" (28 SF) (Wall) (AD4)
	000272-70-000	SF	Paneling - Bone - 48" x 84" (28 SF) (Shower)
	000272-72-000	SF	Paneling - Travertine White - 48" x 84" (28 SF) (Shower)
	074400-31-000	SF	Plastic Laminate - Blue - 48" x 96" (32 SF)
	074400-32-000	SF	Plastic Laminate - Mauve - 48" x 96" (32 SF)
	074400-35-000	SF	Plastic Laminate - Woodgrain - 5' x 8' (40 SF)
	076325-24-000	FT	Molding - Edge Band - Birch

These parts were used from 4/9/90 on.

## INTERIOR FINISH GROUP (CONTINUED)

### FABRICS & CARPETS

Key	Part Number	U/M	Description
	072333-61-000	YD	Fabric - Drapery - Pacific (Privacy) (AD3)
	072333-70-000	YD	Fabric - Drapery - Chrome (Privacy) (AD3)
	072333-72-000	YD	Fabric - Drapery - Sunset (Privacy) (AD4)
	007272-01-000	YD	Fabric - Drapery - Living - 35" - Ivory
	000000-05-000	YD	Fabric - Upholstery - Main (AD3)
	000000-06-000	YD	Fabric - Upholstery - Main (AD4)
	000000-21-000	YD	Fabric - Upholstery - Accent (AD3)
	000000-22-000	YD	Fabric - Upholstery - Accent (AD4)
	000273-30-000	YD	Fabric - Window & Bedspread - 54" Wide (AD3)
	000273-40-000	YD	Fabric - Window & Bedspread - 54" Wide (AD4)
	072333-67-000	YD	Fabric - Speaker Cover
	075244-02-000	YD	Vinyl - Shower Curtain - Beige
	070000-00-000	YD	Vinyl - Off White
	070000-07-000	YD	Vinyl - Beige
	000000-02-000	YD	Carpet - Blue Coral (AD3)
	000000-07-000	YD	Carpet - Desert Sand (AD4)
	001201-01-000	FT	Backlog - Carpet - Non-Skid - 12" (Floor Mat)
	070314-02-000	FT	Tape - Heat Bonded - Carpet Seam
	047034-02-000	SF	Plastic Runner - Carpet - 4' Wide - Clear
	075233-01-000	SY	Pad - Carpet - 3/8" x 6"
	070070-00-000	YD	Tape - Carpet - 3/4"
	000746-01-000	FT	Trim - "J" - Carpet - PVC - Beige
	007000-04-000	EA	Trim - Cab Carpet - Extruded - 12" x 25.4" - Black

These parts were used from 7/25/89 on.  
NOTE: Replace vinyl flooring locally.

### CABINETS & TABLE HARDWARE

Key	Part Number	U/M	Description
	053200-00-000	EA	Bracket - Table Support - Upper Wall Mount - 18.5" - Beige
	024275-11-000	EA	Rod - Table Lift - 8" x 18.5" - Beige
	004701-05-000	EA	Cup Holder - Two Stage - Beige
	000410-01-000	EA	Bracket - Lift - Table Mounted - Beige
	024281-11-000	EA	Bracket - Lift - Rod - Lower Wall Mount - 17.12" - Beige
	049403-01-000	EA	Catch - Table Leg - Floor Mounted - Beige
	024276-17-000	EA	Leg Arm - Table - Tan
	024270-21-000	EA	Leg Arm - Table - Beige
	004050-03-000	EA	Clamp - Saddle - Leg Hinge - Beige
	004050-02-000	EA	Clamp - Saddle - Leg Hinge - Tan
	024282-01-000	EA	Brace - Table Leg - Hinged
	024283-01-000	EA	Clip - Leg - 1" x 1.12" OD - Black
	000777-02-000	EA	Hinge - Antique Light Brass
	077404-02-000	EA	Drawer - Plastic - 20" x 12.7" - Beige
	004067-01-01A	EA	Divider - Drawer - Plastic - Light Oak
	077409-02-000	EA	Slide - Drawer - Plastic - 20.75"
	074493-02-000	EA	Support - Sprung - Door
	007000-01-000	EA	Latch - Flush Mount - Dark Brown
	004354-01-000	EA	Bumper - Cabinet Door - Rubber - Brown
	003506-03-000	EA	Catch - Spring - Roller
	003506-04-000	EA	Strike - Spring Steel
	007115-01-01A	FT	Insert - Door - T-Molding - 5/16" - Vinyl - Gold
	009049-01-000	EA	Support - Galley Countertop Extension
	009059-01-000	EA	Hinge - Galley Countertop Extension - Brass
	072309-40-000	EA	Mesh - Expanded - 19" x 5" - Bronze
	004070-01-000	EA	Center Post - Brass
	004070-02-000	EA	End Post - Brass
	004071-06-000	EA	Rod - Brass - 2.5"
	009112-01-000	EA	Flange - 1" - Clothes Rod - Plastic - Off White
	042438-01-000	EA	Wood Dowel - Clothes Rod - 1" Dia. x 4"
	041953-03-000	FT	Conduit - Convolute Slat - 1" ID (Clothes Rod Cover)

These parts are used from 1/2/90 on.

## 1990 ITASCA TABLE OF CONTENTS

INTRODUCTION	A-01 - A-02
ABBREVIATIONS	A-03
ALPHABETICAL/GROUP REFERENCE	A-04 - A-06
IF327PT	A-07 - D-16
IF327PB	D-17 - G-10
IC/F321HG	G-11 - J-14

## 1990 IC/F321HG INDEX

Floor Plan	G-11 - G-12
Accessories Group	G-13 - G-16
Bath Group	G-17 - G-18
Chassis Group	G-19 - G-21
Curtain, Cushion & Pad Group	G-22 - H-05
Dinette Group	H-06 - H-07
Driver's Compartment Group	H-08 - H-13
Electrical Group	H-14 - H-16
Exterior Body Group	H-17 - H-20
Galley Group	H-21 - H-24
Heating & Air Conditioning Group	I-01 - I-02
Interior Finish Group	I-03 - I-05
Labels Group	I-06 - I-13
LP Group	I-14
Lounge Group	I-15 - I-16
Sealants & Fasteners Group	I-17 - I-18
Water & Sewage Group	I-19 - I-20
Window, Vent & Exterior Door Group	I-21 - J-14

# INTERIOR FINISH GROUP (CONTINUED)

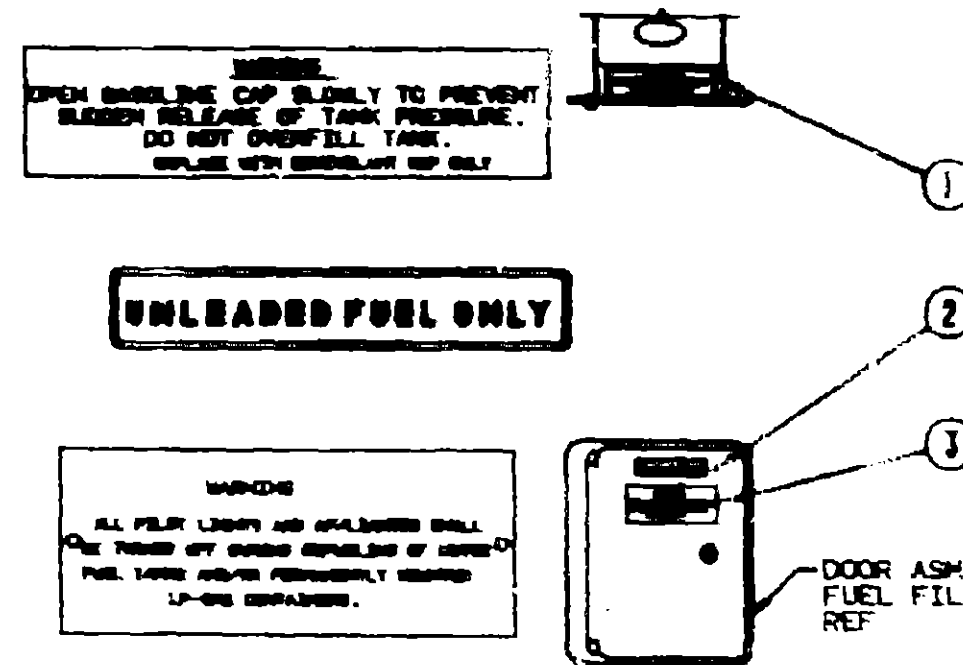
## CURTAIN & CUSHION HARDWARE

Key	Part Number	U/M	Description
	000001-00-000	EA	Track - Shower Curtain - Off White
	000701-01-000	EA	Carrier - Shower Curtain
	000702-01-000	EA	End - Stop - Curtain Carrier - Shower
	000007-01-000	EA	Grommet - Brass - 7/16" ID x 1" OD (Shower Curtain)
	000130-01-000	EA	Pin - Shower Curtain
	000002-01-000	EA	Stud - Nickel Finish
	000003-01-000	EA	Eyebolt - Nickel Finish
	000195-01-000	EA	Cap - Snap
	000196-01-000	EA	Socket - Snap Fastener
	004432-00-000	FT	Slat - Plastic Roller Shade
	000276-01-000	YD	Tape - Double Sided - 1/2"
	070304-01-000	FT	Trim - Half Round - 7/16" - Vinyl - Gold (Valance Pad)
	000043-01-000	EA	Spring Arm - Roller Shade
	007253-01-000	EA	Roll - Roller Shade - Clear Plastic
	004434-01-000	EA	Mounting Bracket - Roller Shade - 1 3/8"
	000032-01-AA3	EA	Pull Strip - Overhead Bunk - 1.5" x 25.5"
	000016-01-000	EA	Mount - Window Lag - Black
	007505-01-000	EA	Bracket - Mounting - Pleated Blind
	004006-02-000	EA	Grommet - Cord - Pleated Blind
	004007-02-000	EA	End Cap - Top - Pleated Blind
	004007-03-000	EA	End - Bottom - Pleated Blind
	007501-01-000	EA	Spring - Extension - Pleated Blind
	007502-01-000	EA	Bobbin - Cord - Holdup - Pleated Blind
	007503-00-000	FT	Cord - Pleated Blind - Blue (AD3)
	007503-02-000	FT	Cord - Pleated Blind - Mauve (AD4)
	000335-01-000	FT	Track - Curtain - Brown Plastic (Valance)
	001004-01-000	FT	Track - Curtain - Plastic - Light Beige (Blackout)
	070551-03-000	EA	Track - Curtain - Metal - 42" - Beige (Privacy)
	001301-01-000	EA	Swivel Snap - Curtain Track
	040007-03-000	EA	Rod - Curtain - Flat - 86" to 120"

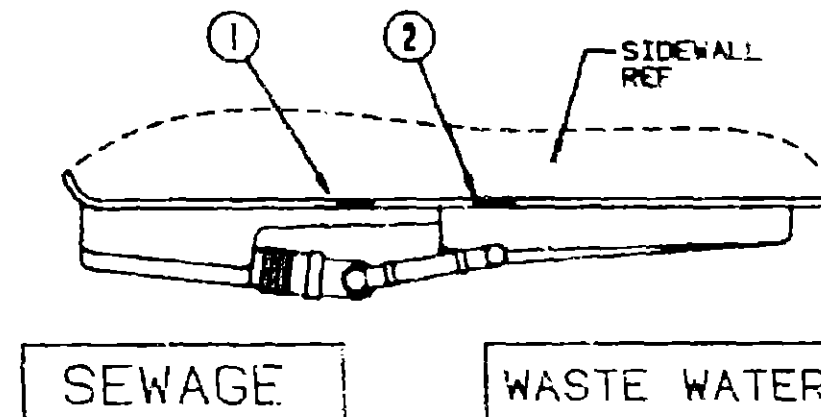
## MISCELLANEOUS PARTS

Key	Part Number	U/M	Description
	003552-02-AA3	EA	Handle Asm. - Interior Assist
	000020-07-000	EA	Nut - Acorn - Assist Handle - 7/16" x 14 ZN
	000016-07-100	EA	Bolt - Carriage - Assist Handle - 7/16" - 14 x 1" ZN
	000178-02-000	EA	Bracket - Mounting - Assist Handle
	004409-01-000	EA	Fire Extinguisher - Dry IA 10BC
	004409-01-700	EA	Bracket - Mounting - w/Plastic Strap
	004051-01-01A	EA	Recessed Holder - Fire Extinguisher - Light Oak
	072052-01-000	EA	Smoke Detector w/9 Volt Battery
	004105-35-000	EA	Owners Manual - 1990 Warrior
	002318-01-000	EA	Binder - 3-Ring - Motor Home Manual
	002319-01-000	EA	Pocket Page - 3-Ring Binder - Plastic
	000084-11-000	EA	Cassette - Itasca "Spirit"
	000120-01-AD3	EA	Map Pocket - 12" x 16"
	000120-01-AD4	EA	Map Pocket - 12" x 16"
	077302-02-000	EA	Trim - Step Box
	040000-01-000	EA	Floor Mat - "Itasca" - Entrance Door

# LABELS GROUP



Key	Part Number	U/M	Description
1	007207-05-000	EA	Label - Fuel Cap Removal
2	002043-01-000	EA	Label - Unleaded Fuel Only
	001417-01-000	EA	Label - Fuel
3	000040-01-000	EA	Tag - Gas Refueling Warning (US)
3	000040-02-000	EA	Tag - Gas Refueling Warning (CSA)



Key	Part Number	U/M	Description
1	006187-01-000	EA	Label - Sewage
2	006188-01-000	EA	Label - Waste Water

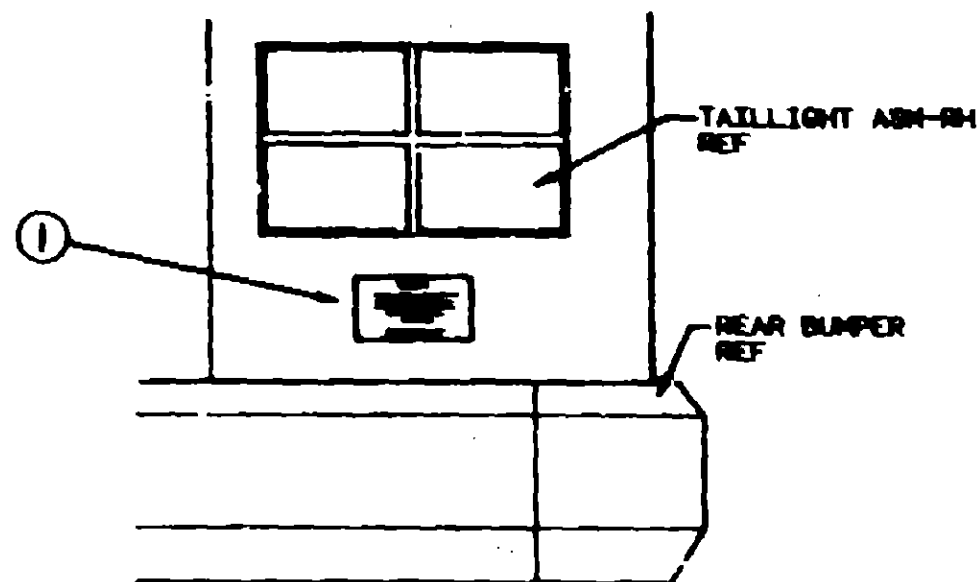
# 1990 ITASCA TABLE OF CONTENTS

INTRODUCTION	A-01 - A-02
ABBREVIATIONS	A-03
ALPHABETICAL/GROUP REFERENCE	A-04 - A-06
IF321RT	A-07 - D-16
IF321RB	D-17 - G-10
IC/F321RG	G-11 - J-14

# 1990 IC/F321RG INDEX

Floor Plan	G-11 - G-12
Accessories Group	G-13 - G-16
Bath Group	G-17 - G-19
Chester Group	G-19 - G-21
Curtain, Cushion & Pad Group	G-22 - H-05
Diner's Group	H-06 - H-07
Driver's Compartment Group	H-08 - H-13
Electrical Group	H-14 - H-16
Exterior Body Group	H-17 - H-20
Galley Group	H-21 - H-24
Heating & Air Conditioning Group	I-01 - I-02
Interior Finish Group	I-03 - I-05
Labels Group	I-06 - I-13
LP Group	I-14
Lounge Group	I-15 - I-16
Sealants & Fasteners Group	I-17 - I-18
Water & Sewage Group	I-19 - I-20
Window, Vent & Exterior Door Group	I-21 - J-14

**LABELS GROUP (CONTINUED)**




**WARNING**

DO NOT EXCEED THE VEHICLE WEIGHT RATINGS  
OR LOADING RECOMMENDATIONS (E.G., GROSS  
VEHICLE, GROSS AXLE, GROSS COMBINED) OF  
THE CHASSIS MANUFACTURER OR  
WINNEBAGO INC.

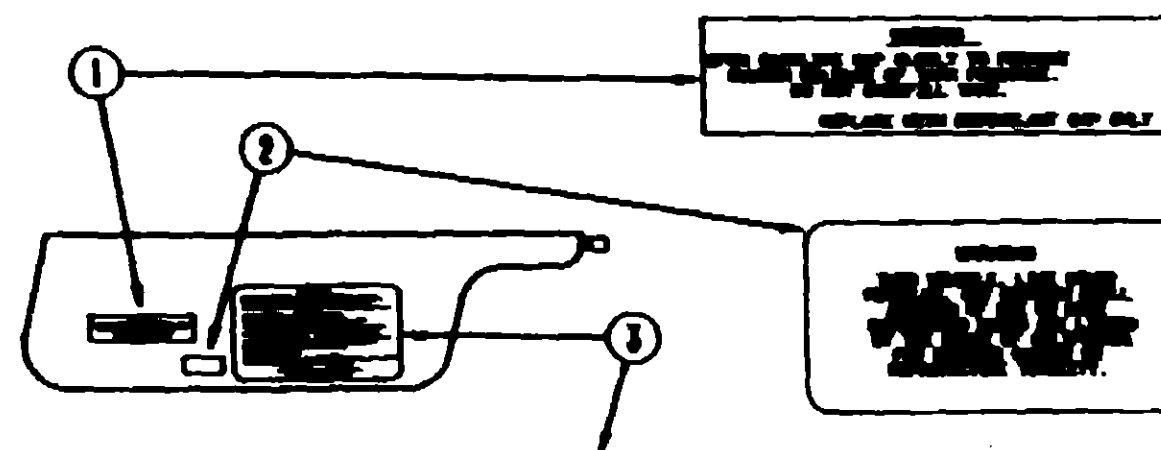
REFER TO YOUR OWNERS MANUAL.  
BEFORE LOADING OR TOWING.

Key	Part Number	UOM	Description
1	075220-01-000	EA	Label - Warning - Exterior Load
	075221-01-000	EA	Label - Warning - Towing Capacity



Key	Part Number	Unit	Description
1	079985-01-000	EA	Label - LPG - 80% Capacity

**LABELS GROUP (CONTINUED)**



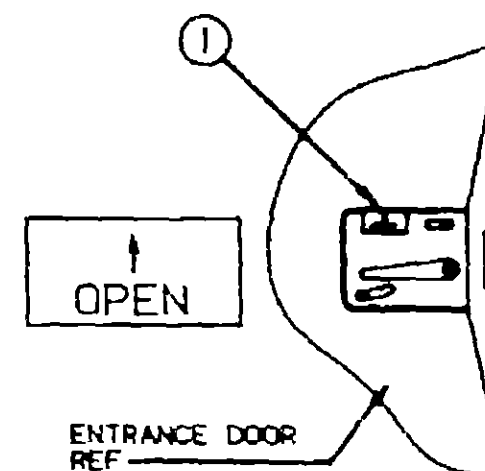
1

THIS SIGNAGE HAS BEEN DESIGNED, MANUFACTURED AND TESTED WITH CARE FOR THE PROTECTION OF IT'S OPERATORS. IT REMAINS THE RESPONSIBILITY OF THE FOLLOWING INDIVIDUALS FOR YOUR SAFETY AND THE SAFETY OF YOUR PASSENGERS UPON BOARDING THE VEHICLE.

1. LP GAS CHECK- TURN OFF AT TANK FOR TRAVELING, TEST FOR LEAKS OPEN AIRFLOW AT REGULATOR, REMOVE LIGHTED PILLOT.
2. COILS- INSPECT FOR CRACKS AND CHECK LUB OILS FOR TYPING.
3. THER- INSPECT FOR CRACKS AND CRACKS AND CHECK FOR OBSTRUCTED AIR FLOW.
4. LIGHTS- TEST FOR PROPER OPERATION OF ALL INTERIOR AND EXTERIOR LIGHTS INCLUDING BURN LAMPS, HORN LAMPS, TAIL LIGHTS, STOP LIGHTS, BRAKING LIGHTS AND TURN SIGNALS.
5. EXITS- INSPECT RELEASE MECHANISM ON EMERGENCY EXIT DEVICES, TEST BURN LIGHTS ON EACH EXITWAY DOOR FOR EACH OF OPERATION AND EXTRACT MECHANISM USE TO USE BOTH SIDES OF EXIT.
6. SEAT BELT- INSPECT MECHANISM TO ENSURE SEATS AND BELT USE OF SEAT BELT.
7. APPLIANCES- TURN OFF AND LATCH OR LOCK WHEN BURNING COMPLETED.
8. LANE FLOW- OPEN CORRECTLY.
9. UTILITY SUPPLY LINES- DISCONNECT ALL ELECTRIC, WATER AND WATER LINES AND CHECK PROPERLY.
10. BURNING BURN OFF- PLACE IN EXTENDED POSITION FOR TRAVELING.

WANT YOUR COVER STORY AND BUSINESS ADVERTISING  
 ADVERTISING AND PUBLISHING INFORMATION

Key	Part Number	U/M	Description
1	087207-05-000	EA	Label - Fuel Cap Removal
2	088088-01-000	EA	Label - Warning - Cancer/Toxicity
3	056258-01-000	EA	Label - Safety Check List



Key	Part Number	U/M	Description
1	040944-01-000	EA	Label - Open - Entrance Door

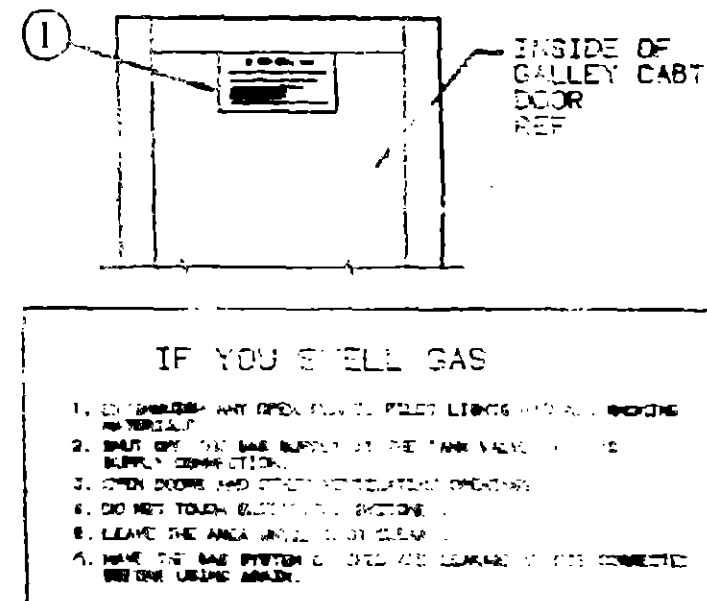
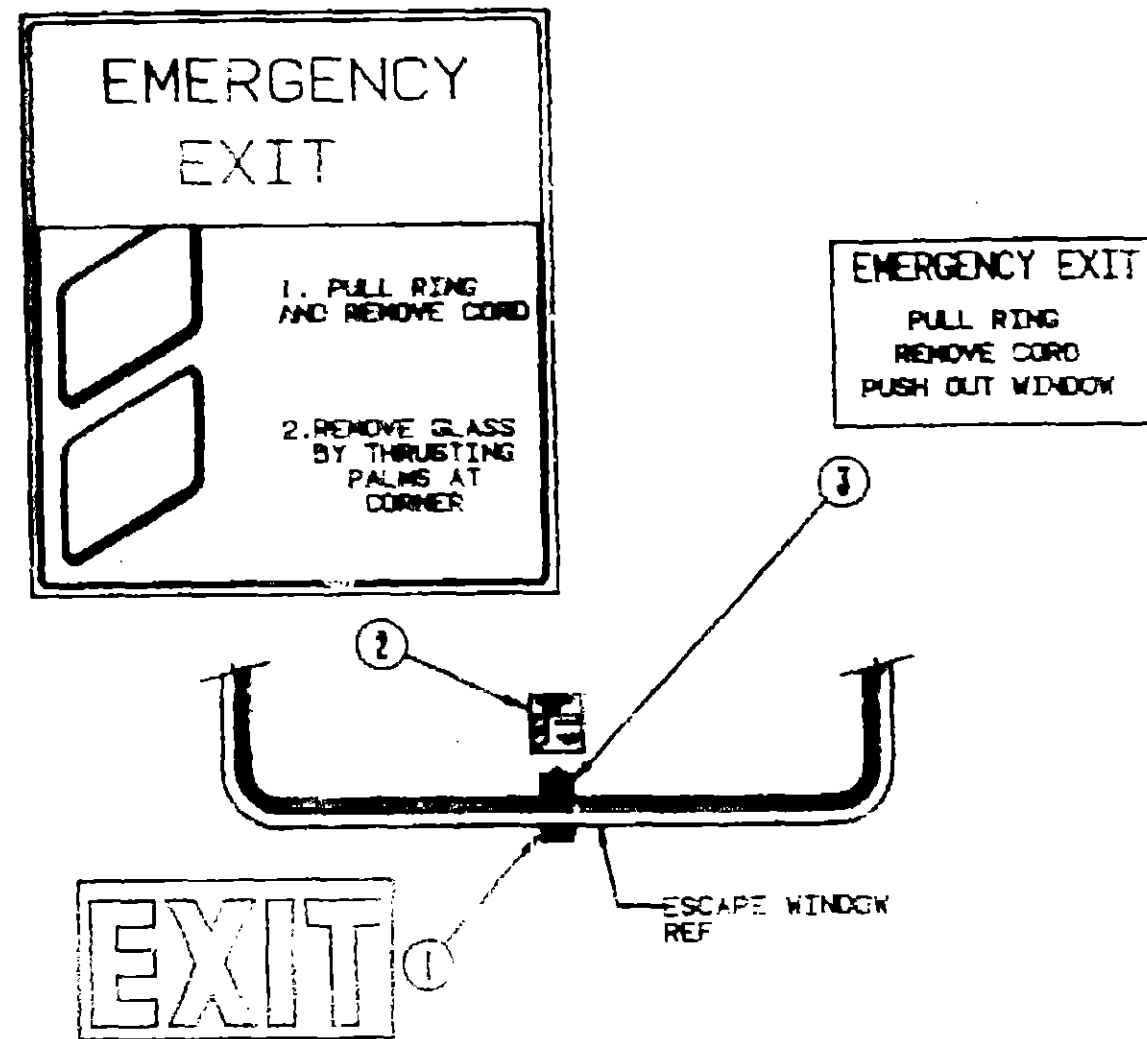
# 1990 ITASCA TABLE OF CONTENTS

INTRODUCTION	A-01 - A-02
ABBREVIATIONS	A-03
ALPHABETICAL/GROUP REFERENCE	A-04 - A-05
IF327WT	A-07 - D-16
IF327W6	D-17 - G-10
IC3271 PG	G-11 - J-14

## 1000 IC/F321RG INDEX

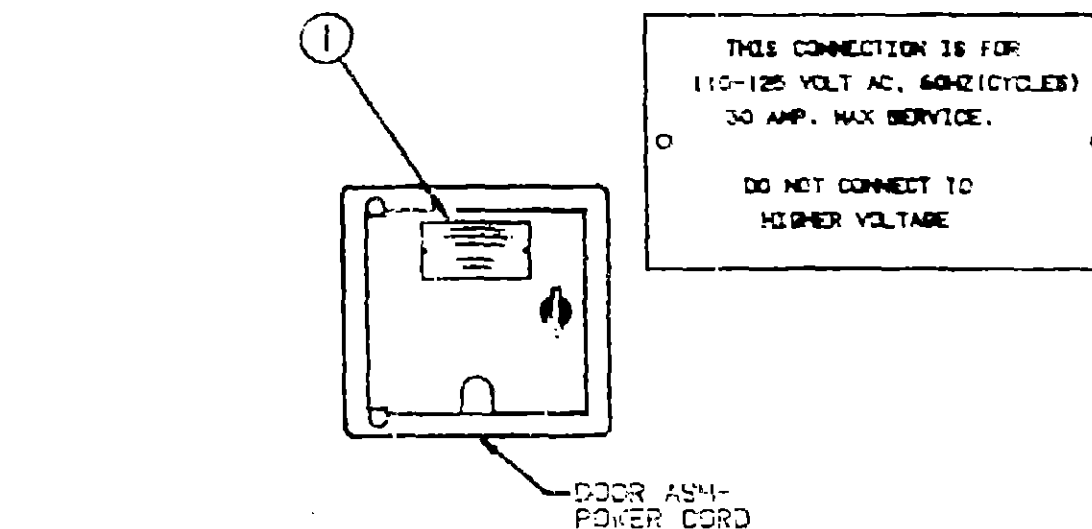
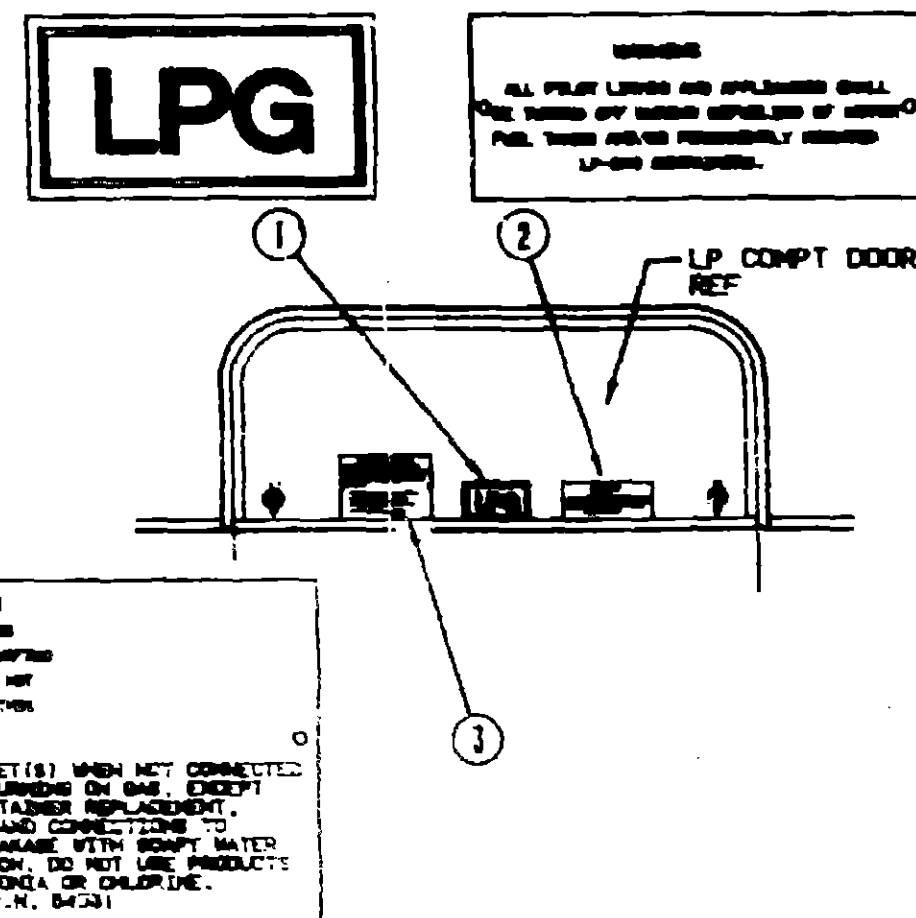
Floor Plan	G-11 - G-12
Accessories Group	G-13 - G-16
Bath Group	G-17 - G-18
Cheese Group	G-19 - G-21
Curtain, Cushion & Pad Group	G-22 - H-05
Dishes Group	H-06 - H-07
Driver's Compartment Group	H-08 - H-13
Electrical Group	H-14 - H-16
Exterior Body Group	H-17 - H-20
Galley Group	H-21 - H-24
Heating & Air Conditioning Group	I-01 - I-02
Interior Finish Group	I-03 - I-05
Labels Group	I-06 - I-13
LP Group	I-14
Lounge Group	I-15 - I-16
Seats and Fasteners Group	I-17 - I-18
Water & Sewage Group	I-19 - I-20
Window, Vent & Exterior Door Group	I-21 - J-14

# LABELS GROUP (CONTINUED)



Key	Part Number	U/M	Description
1	073998-01-000	EA	Label - LPG - Odor Warning

# LABELS GROUP (CONTINUED)



Key	Part Number	U/M	Description
1	006062-01-000	EA	Tag - Electrical - 110 Volt Connection

# 1980 TASCA TABLE OF CONTENTS

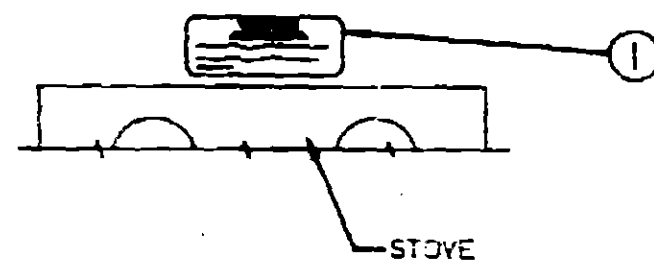

INTRODUCTION	A-01 - A-02
ABBREVIATIONS	A-03
ALPHABETICAL GROUP REFERENCE	A-04 - A-06
IF327HT	A-07 - D-16
IF327RB	D-17 - G-10
IC/F321RG	G-11 - J-14

# 1980 IC/F321RG INDEX

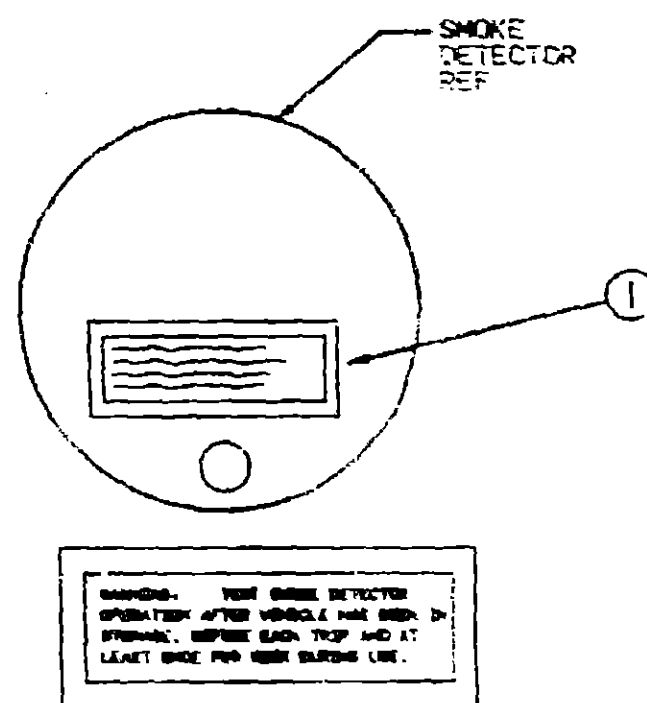
Floor Plan	G-11 - G-12
Accessories Group	G-13 - G-16
Bath Group	G-17 - G-18
Chassis Group	G-19 - G-21
Curtain, Cushion & Pad Group	G-22 - H-05
Dinette Group	H-06 - H-07
Driver's Compartment Group	H-08 - H-13
Electrical Group	H-14 - H-16
Exterior Body Group	H-17 - H-20
Galley Group	H-21 - H-24
Heating & Air Conditioning Group	I-01 - I-02
Interior Finish Group	I-03 - I-05
Label's Group	I-06 - I-13
LP Group	I-14
Lounge Group	I-15 - I-16
Seats & Fasteners Group	I-17 - I-18
Water & Sewage Group	I-19 - I-20
Window, Vent & Exterior Door Group	I-21 - J-14



## LABELS GROUP (CONTINUED)



Key	Part Number	U/M	Description
1	050225-01-000	EA	Label - Warning - Stove Vent

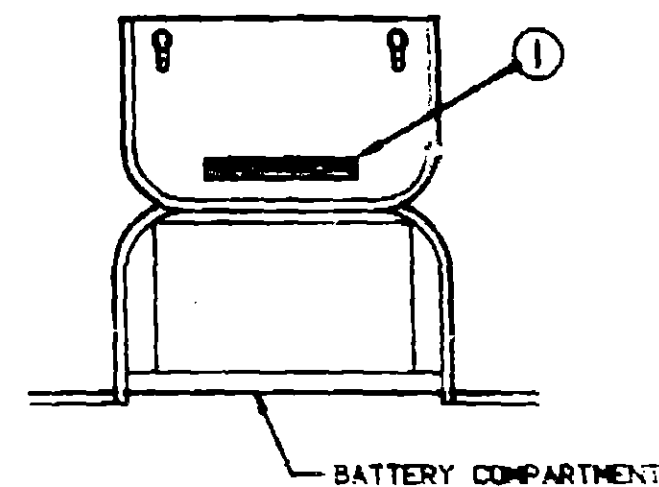


Key	Part Number	U/M	Description
1	077950-01-000	EA	Label - Warning - Smoke Detector

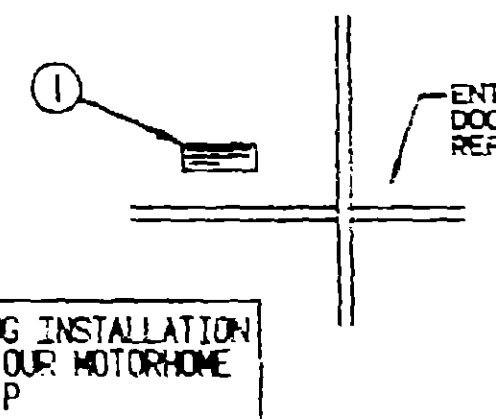
### MISCELLANEOUS LABELS

Key	Part Number	U/M	Description
	006064-01-000	EA	Label - Seat - w/o Seat Belt
	091243-01-000	EA	Label - A/C Cover
	006019-01-000	EA	Tag - RVIA Approved - Plastic

## LABELS GROUP (CONTINUED)



Key	Part Number	U/M	Description
1	085740-01-000	EA	Label - Caution - Battery Charging



Key	Part Number	U/M	Description
1	009500-01-000	EA	Label - Awning Installation

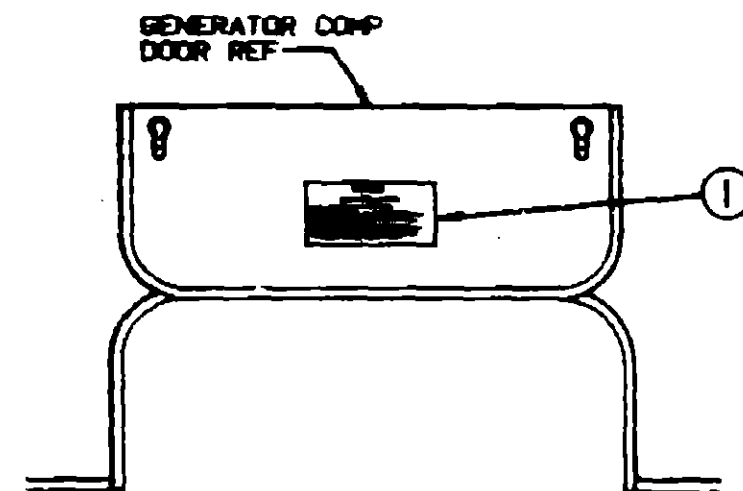
## 1990 ITASCA TABLE OF CONTENTS

INTRODUCTION	A-01 - A-02
ABBREVIATIONS	A-03
ALPHABETICAL GROUP REFERENCE	A-04 - A-08
IF327RT	A-07 - D-16
IF327RB	D-17 - G-10
IC/F321RG	G-11 - J-14

## 1990 IC/F321RG INDEX

Floor Plan	G-11 - G-12
Accessories Group	G-13 - G-16
Bath Group	G-17 - G-18
Chassis Group	G-19 - G-21
Curtain, Cushion & Pad Group	G-22 - H-05
Dinette Group	H-06 - H-07
Driver's Compartment Group	H-08 - H-13
Electrical Group	H-14 - H-16
Exterior Body Group	H-17 - H-20
Galley Group	H-21 - H-24
Heating & Air Conditioning Group	I-01 - I-02
Interior Finish Group	I-03 - I-05
Labels Group	I-06 - I-13
LP Group	I-14
Lounge Group	I-15 - I-16
Sealants & Fasteners Group	I-17 - I-18
Water & Sewage Group	I-19 - I-20
Window, Vent & Exterior Door Group	I-21 - J-14

# LABELS GROUP (CONTINUED)



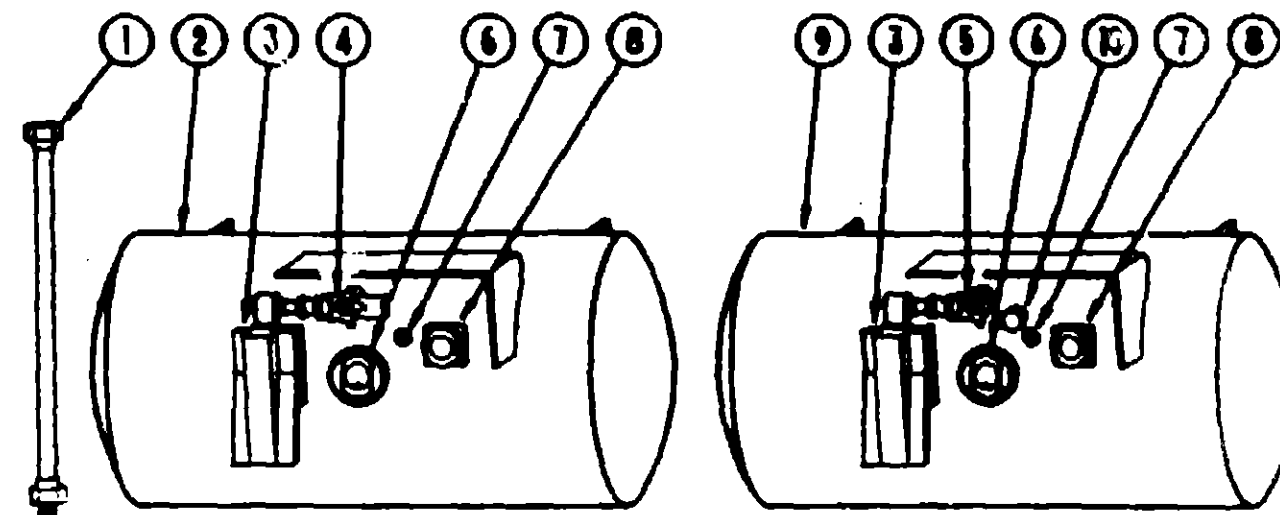
## WARNING

### WHEN ADDING A GENERATOR SET:

HIGH VOLTAGE-USE EXTREME CAUTION WHEN WORKING ON ELECTRICAL EQUIPMENT.  
HAVE ALL ELECTRICAL INSTALLATION PERFORMED BY A QUALIFIED LICENSED ELECTRICIAN-FOLLOW ALL STATE AND LOCAL CODES.  
ONLY INSTALL GENERATOR SET APPROVED FOR R.V. APPLICATION HAVE INSTALLED BY QUALIFIED TECHNICIAN.  
TO AVOID HEAT BUILD-UP AND TO GUARANTEE AN ADEQUATE AIR SUPPLY TO THE GENERATOR COMPARTMENT, FOLLOW INSTALLATION INSTRUCTIONS. GENERATOR SMOKE EXHAUST GRIDS ARE TO BE USED AND MUST NOT TERMINATE UNDER THE VEHICLE-DECKHOUSE EXHAUST AWAY FROM VEHICLE.

Key	Part Number	U/M	Description
1	077510-01-000	EA	Label - Generator Prep

# LP GROUP



Key	Part Number	U/M	Description
1	045703-01-000	EA	Hose Arm - LP - 3/8" ID x 24" (US)
1	045703-02-000	EA	Hose Arm - LP - 3/8" ID x 24" (CSA)
2	074142-01-000	EA	Tank Arm - LP - 80 Pound - 13" Dia. x 44"
3	081938-01-000	EA	Cover - LP Regulator
	076301-01-000	EA	Regulator - Two Stage
4	040421-01-703	EA	Service Valve - w/Vapor Relief (Used on Tank 074142-01-000)
5	040421-01-712	EA	Service Valve (Used on Tank 097821-01-000)
	040421-01-708	EA	Handwheel - Service Valve
6	040421-01-707	EA	Float Gauge - Threaded - Screw On (Used on Tank 097821-01-000)
6	074142-01-700	EA	Float Gauge - Bolt On (Used on Tank 074142-01-000)
	040440-01-000	EA	Dial - Visible Face - Float Gauge
7	040421-01-700	EA	Liquid Level Valve - 20% LP
8	040421-01-701	EA	Filler Valve - LP
8	040421-01-702	EA	Cap - Plastic - Filler Valve
8	040421-01-711	EA	Valve - 80% w/Float Plate, Bolts & Gasket
9	097821-01-000	EA	Tank Arm - LP - 80 Pound - 14" Diameter x 30"
10	040421-01-713	EA	Pressure Relief Valve (Used on Tank 097821-01-000)
	065741-01-000	EA	Gauge - Diaphragm Pressure - Test Leak
	065318-02-000	EA	Elbow - 90° - 3/8" 1&PT x 3/8 FPT
	065742-01-000	EA	Tee - .38 F x .37 F x .25 FPT
	008042-01-000	FT	Tubing - Vinyl - .85" ID
	010377-01-000	EA	Nut - 3/8" F - Brass
	010380-02-000	EA	Nut - 1/2" F - Brass - Forged
	010377-02-000	EA	Nut - 3/8" F - Brass - Forged
	010326-01-000	EA	Adapter - Flare w/Cone Gasket - 3/8" Female FL x 1/2" Male FL
	010323-01-000	EA	Adapter - Brass - 3/8" F x 1/2" MPT (Ford)
	071015-14-000	EA	Grommet - 3/8" ID Fits .09" Material Rubber
	071015-17-000	EA	Grommet - 3/8" ID Fits .06" Material Rubber
	064884-01-000	EA	Brass - Plug - 3/8"

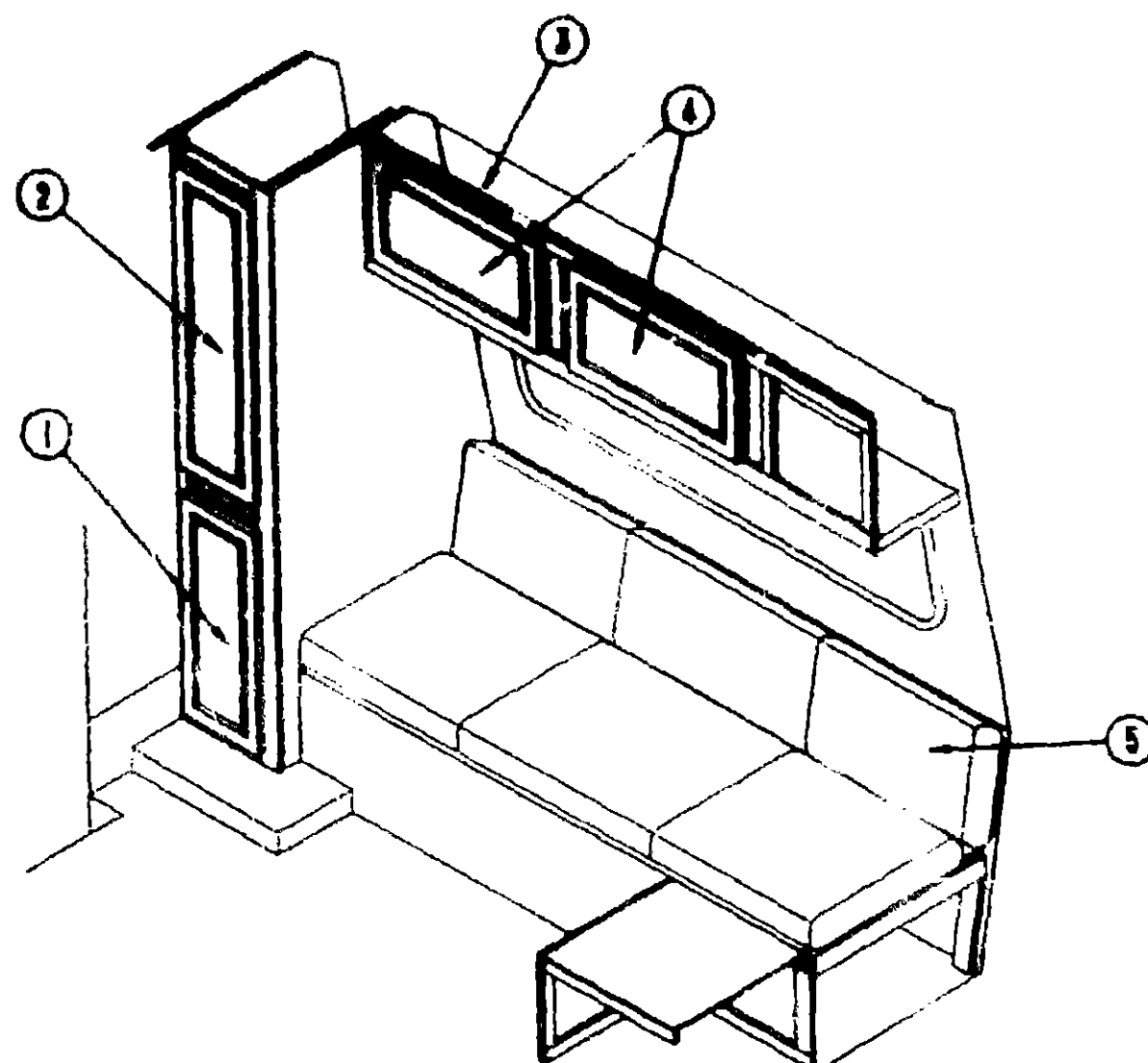
## 1990 ITASCA TABLE OF CONTENTS

INTRODUCTION	A-01 - A-02
ABBREVIATIONS	A-03
ALPHABETICAL/GROUP REFERENCE	A-04 - A-08
IF327RT	A-07 - D-16
IF327RB	D-17 - G-10
ICF321RG	G-11 - J-14

## 1990 IC/F321RG INDEX

Floor Plan	G-11 - G-12
Accessories Group	G-13 - G-16
Bath Group	G-17 - G-18
Cheese Group	G-19 - G-21
Curtain, Cushion & Pad Group	G-22 - H-05
Dinette Group	H-06 - H-07
Driver's Compartment Group	H-08 - H-13
Electrical Group	H-14 - H-16
Exterior Body Group	H-17 - H-20
Galley Group	H-21 - H-24
Heating & Air Conditioning Group	I-01 - I-02
Interior Finish Group	I-03 - I-05
Labels Group	I-06 - I-13
LP Group	I-14
Lounge Group	I-15 - I-16
Sealants & Fasteners Group	I-17 - I-18
Water & Sewage Group	I-19 - I-20
Window, Vent & Exterior Door Group	I-21 - J-14

## LOUNGE GROUP



## LOUNGE CABINETS

Key	Part Number	U/M	Description
1	M98852-52-AA3	EA	Door - Cabinet - 12" x 39.96" - w/o Hardware
**1	M98852-52-A93	EA	Door - Cabinet - 12" x 39.96" - w/o Hardware
2	M98852-61-AA3	EA	Door - Cabinet - 12" x 29.13" - w/o Hardware
**2	M98852-61-A93	EA	Door - Cabinet - 12" x 29.13" - w/o Hardware
3	M98858-01-AA3	EA	Cabinet - Lounge Overhead - w/o Door or Hardware
4	M98852-36-AA3	EA	Door - Cabinet - 14.4" x 26.8" - w/o Hardware
**4	M98852-36-A93	EA	Door - Cabinet - 14.4" x 26.8" - w/o Hardware
	M98859-01-AA3	EA	Cabinet - Driver Side Overhead - w/o Door or Hardware
††	M98859-01-A93	EA	Cabinet - Driver Side Overhead - w/o Door or Hardware
	M98852-37-AA3	EA	Door - Driver Side Overhead - 14.4" x 21.8" - w/o Hardware
†	M98852-37-A93	EA	Door - Driver Side Overhead - 14.4" x 21.8" - w/o Hardware
††	M98852-36-A93	EA	Door - Driver Side Overhead - 14.4" x 26.8" - w/o Hardware
	062825-04-AA3	EA	End Cap - Side Overhead
	061298-01-AA6	EA	Pedestal Table - w/o Leg or Base
5	061826-04-AD3	EA	Couch/Fresh Bed - Complete
15	061826-04-AD4	EA	Couch/Fresh Bed - Complete

\* See Curtain, Cushion & Pad Group for further breakdown of these items.

\*\* These parts were used from 11/27/89 on.

† These parts were used from 11/27/89 to 12/10/89.

†† These parts were used from 12/11/89 on.

## LOUNGE GROUP (CONTINUED)

### LOUNGE HARDWARE

Key	Part Number	U/M	Description
	008112-01-000	EA	Flange - 1" Clothes Rod - Plastic - Off White
	041953-03-000	FT	Conduit - Cartridge Sill - 1" ID (Clothes Rod Cr.)
	042438-01-000	EA	Dowel - Wood - Clothes Rod - 1" Dia. x 4'
	088777-02-000	EA	Hinge - Cabinet Door - Burnished Brass
	087880-01-000	EA	Door Latch - Flush Mount - w/Catch & Screws - Dark Brown
	074483-02-000	EA	Support - Overhead Door - Spring
	008040-06-000	EA	Leg - Pedestal Table - 27.50"
	041194-01-000	EA	Base - Table - Flush Floor Mount
	082044-01-000	EA	Clip - Pedestal Leg
	078840-01-000	EA	Bungee Cord - 24"
	008040-03-000	EA	Base - Table - Raised Table Mount
	084887-01-000	EA	Speaker - Radio - w/o Grill - 5.25" Dia.
	088340-01-000	EA	Grill - Speaker - 6.5" Square
	074879-01-000	EA	Shield - Speaker Back - Molded Plastic - Beige

## 1990 ITASCA TABLE OF CONTENTS

INTRODUCTION	A-01 - A-02
ABBREVIATIONS	A-03
ALPHABETICAL/GROUP REFERENCE	A-04 - A-06
IF327RT	A-07 - D-15
IF327RB	D-17 - G-10
IC/F321RG	G-11 - J-14

## 1990 IC/F321RG INDEX

Floor Plan	G-17 - G-18
Accessories Group	G-19 - G-19
Bath Group	G-17 - G-18
Chassis Group	G-19 - G-21
Curtain, Cushion & Pad Group	G-22 - H-05
Dinette Group	H-06 - H-07
Driver's Compartment Group	H-08 - H-13
Electrical Group	H-14 - H-16
Exterior Body Group	H-17 - H-20
Galley Group	H-21 - H-24
Heating & Air Conditioning Group	H-25 - H-32
Interior Finish Group	H-33 - H-35
Labels Group	H-36 - H-38
LP Group	H-39
Lounge Group	I-15 - I-16
Sealants & Fasteners Group	I-17 - I-18
Water & Sewage Group	I-19 - I-20
Window, Vent & Exterior Door Group	J-21 - J-24

# SEALANTS & FASTENERS GROUP

## SCREWS & FASTENERS

Key	Part Number	U/M	Description
	000C13-07-000	EA	Bolt - Hex - 7/16 - 20 x 3 - Zn 5
	000C20-05-000	EA	Bolt - Hex - Ser Flg 5/16 - 18 x 1 1/4" - Zinc
	000D04-10-000	EA	Nut - Hex - Locking - 10-32 - Zn
	000D09-05-000	EA	Nut - Hex - Ser Flg Lk - 5/16 - 18 - Zn
	000D09-06-000	EA	Nut - Hex - Ser Flg Lk - 3/8 - 16 - Zn
	000D09-08-000	EA	Nut - Hex - Ser Flg Lk - 1/2 - 13 - Zn
	000D44-07-000	EA	Nut - Hex - Ser Flg Lk - 7/16 - 20 - Zn
	000E13-11-000	EA	Washer - Flat - 3/16" Wide - Zn
	000G11-08-10J	EA	Screw - 6 - 20 x 5/8 PPH - Brass
	000G11-07-000	EA	Screw - 7 - 19 x 1/2 PPH - Zn
	000G11-08-000	EA	Screw - 8 - 18 x 3/8 PPH - Zn
	000G11-08-12B	EA	Screw - 8 - 18 x 3/4 PPH - Zn
	000G11-08-12D	EA	Screw - 8 - 18 x 3/4 PPH - Black
	000G11-08-12P	EA	Screw - 8 - 18 x .75 - Dark Brown
	000G11-08-12R	EA	Screw - 8 - 18 x .75 PPH - Beige
	000G11-08-12S	EA	Screw - 8 - 18 x .75 PPH - Off White
	000G11-08-16S	EA	Screw - 8 - 18 x 1.00 PPH - Off White
	000G11-10-12D	EA	Screw - 10 - 16 x 3/4 PPH - Black
	000G11-10-24P	EA	Screw - 10 - 16 x 1 1/2 PPH - Dark Brown
	000G12-08-12S	EA	Screw - 8 - 18 x .75 POH - Off White
	000G12-08-16S	EA	Screw - 8 - 18 x 1" POH - Off White
	000G13-08-000	EA	Screw - 8 - 20 x 1/2 PPH - Zn
	000G13-08-10G	EA	Screw - 8 - 20 x 5/8 PPH - Antique Brass
	000G13-07-12B	EA	Screw - 7 - 19 x 3/4 PPH - Zn
	000G13-08-16B	EA	Screw - 8 - 18 x 1 PPH - Zn
	000G16-08-12B	EA	Screw - Machine - 8 - 32 x 3/4" PPH - Zn
	000G16-08-16B	EA	Screw - Machine - 8 - 32 x 1 PPH - Zn
	000G18-08-22B	EA	Screw - Machine - 8 - 32 x 1 3/8 PPH - Zn
	000G39-08-000	EA	Screw - SF/DR 8 - 18 x 1/2 PPH - Zn
	000G39-08-00R	EA	Screw - SF/DR 8 - 18 x 1/2 PPH - Beige
	000G39-08-12B	EA	Screw - SF/DR 8 - 18 x 3/4 PPH - Zn
	000G39-08-12R	EA	Screw - SF/DR 8 - 18 x 3/4 PPH - Beige
	000G39-08-16S	EA	Screw - SF/DR 8 - 18 x 1.00 PPH - Off White
	000G39-08-24B	EA	Screw - SF/DR 8 - 18 x 1 1/2 PPH - Zn
	000G39-08-24S	EA	Screw - SF/DR 8 - 18 x 1.50 PPH - Off White
	000G39-10-10S	EA	Screw - SF/DR 10 - 16 x .62" PPH - Off White
	000G39-10-12D	EA	Screw - SF/DR 10 - 16 x 3/4 PPH - Black
	000G39-10-20B	EA	Screw - SF/DR 10 - 16 x 1 1/4 PPH - Zn
	000G42-04-16B	EA	Screw - SF/DR 1/4 - 14 x 1 HWH - Zn
	000G53-04-06B	EA	Screw - Machine - 1/4 - 20 x 3/8 PPH - Zn
	000G54-04-20B	EA	Screw - 1/4 - 20 x 1 1/4 PTH Typ 23 - Zn
	000G67-10-000	EA	Screw - 10 - 12 x 1/2 PPH - Zn
	000G67-10-00R	EA	Screw - 10 - 12 x 1/2 PPH - Beige - Type A
	000G67-10-10S	EA	Screw - 10 - 12 x 5/8 PPH - Zn - Type A
	000G67-10-10R	EA	Screw - 10 - 12 x 5/8 PPH - Beige - Type A
	000G67-10-12B	EA	Screw - 10 - 12 x 3/4 PPH - Zn
	000G67-10-12P	EA	Screw - 10 - 12 x .75 PPH - Dark Brown
	000G67-10-12D	EA	Screw - 10 - 12 x .75 PPH - Tan
	000G67-10-24B	EA	Screw - 10 - 12 x 1 1/2 PPH - Zn
	000G67-10-32S	EA	Screw - 10 - 12 x 2 PPH - Zn
	000G68-08-10G	EA	Screw - 6 - 18 x 5/8 POH - Antique Brass
	000H16-04-06R	EA	Rivet - Pop - AL 1/8 x .313 - .375
	000H01-01-000	EA	Nut - Speed - C Type - No. 8 Screw
	062401-02-000	EA	Clamp - Hose - Wormgear - 1.56" - 2.5"
	062401-04-000	EA	Clamp - Hose - Wormgear - .22" x .62"
	037101-01-000	EA	Clamp - Hose - Spring Type - 1/2"
	008513-01-000	EA	Tie - Wire - 6"
	008513-01-000	EA	Grommet - Snap - 3/8

# SEALANTS & FASTENERS GROUP (CONTINUED)

## SCREWS & FASTENERS (CONTINUED)

Key	Part Number	U/M	Description
	008401-01-000	EA	Strap - Conduit - 3/4" - 1 Hole - Galvanized Steel
	010405-01-000	EA	Clamp - Cable - 9/16"
	013407-01-000	EA	Clamp - Closed - 5/8" ID
	018407-03-000	EA	Clamp - Closed - 1 ID - Cushioned
	010408-01-000	EA	Clamp - Closed - 3/8" ID
	018504-01-000	EA	Brace - Cabinet - Angled Metal - 2.5"
	083808-01-000	EA	Clamp - Wire Dual - Equal 5/8" Dia.
	084804-01-000	EA	Plug - Brass - 3/8"
	087721-01-000	EA	Screw - Flat Head - Tapping - 1/4 x 1 1/4 LG - Zn
	088371-01-000	EA	Screw - Machine - 8 - 32 x 3 5/16 - Zn
	075148-02-000	EA	Clamp - Grounding - Bronze Screws
	075808-01-000	EA	Screw - Machine - 10 - 32 x .56 PTH - Zn
	048405-04-000	EA	Screw - 10 - 16 x 1 PTH w/Washer - Beige
	075780-01-000	EA	Screw - 6 - 20 x 1 1/4 PPH - Black
	063729-04-000	EA	Rivet - 10 - 32 UNF - .010 - .080

## SEALANTS & ADHESIVES

Key	Part Number	U/M	Description
	004020-01-000	QT	Adhesive - ABS Cement (Plastic Fittings)
	004005-02-000	GL	Adhesive - Swifts - Glue (Sidewalls)
	053705-07-000	EA	Bedding Compound - Tube - Beige (Exterior)
	053705-08-000	EA	Bedding Compound - Tube - Clear (Window)
	053705-09-000	EA	Bedding Compound - Tube - Gray (Exterior)
	102352-01-000	EA	Bedding Compound - Tube - Black (Luggage Compartment)
	053705-02-000	EA	Bedding Compound - Tube - Off White (Exterior)
	002328-02-000	EA	Block - Rubber Spacer (Windshield)
	077967-01-000	EA	Sealant - Acrylic Latex - Tube - Off White (Interior Sealant)
	034552-04-000	EA	Sealant - Silicone - Beige
	034352-02-000	EA	Sealant - Silicone - Clear
	034552-07-000	EA	Sealant - Silicone - Dark Gray
	034552-06-000	EA	Sealant - Silicone - Off White
	038518-01-000	EA	Sealant - Silicone - Black
	088640-01-000	FT	Sealer Ribbon - .25" Bead x 20'
	088640-02-000	FT	Sealer Ribbon - .5" x .125" x 30'
	088640-03-000	FT	Sealer Ribbon - .75" x .125" x 30'
	088640-08-000	FT	Sealer Ribbon - 1/32" x 2.5" x 30'
	088640-06-000	FT	Sealer Ribbon - 5/16" Bead x 15'
	088640-07-000	FT	Sealer Ribbon - 2" x 3/32" x 30'
	088640-10-000	FT	Sealer Ribbon - 1/32" x 1.5" x 100'
	002707-02-000	FT	Sealer Tape - 5/16" x 1/2"
	074497-14-700	EA	Sealer - Stain (Ceiling)
	102353-01-700	EA	Seam Sealer - Tube - Gray (Roof Seams)
	094401-01-000	EA	Seam Sealer - Tube - Clear (Cap to Sidewall)
	102353-01-700	EA	Seam Sealer - Tube - Aluminum (Roof)
	063642-01-000	FT	Tape - Adhesive - .10mm x 1.5" Wide
	038806-01-000	EA	Tape - Butyl - .31" x .31" x 148" (Windshield)
	076322-01-000	FT	Tape - Foam - Double Coated - .025 x .75 x 72' (Fiberglass Sidewall Seams)
	076322-02-000	FT	Tape - Foam - Double Coated - .045 x 1" (Fiberglass Sidewall Seams)
	100028-01-000	FT	Tape - Foam - Double Coated - .031 x .75 x 72' (Non-Structural Fastening)
	009200-01-000	EA	Tape - Furnace - 1.5"
	002625-01-000	FT	Weather Stripping (Roof Vent)
	081377-01-700	EA	Adhesive - Cyanoacrylate - 10GM

## 1990 ITASCA TABLE OF CONTENTS

INTRODUCTION	A-01 - A-02
ABBREVIATIONS	A-03
ALPHABETICAL/GROUP REFERENCE	A-04 - A-08
IF327RT	A-07 - D-16
IF327R8	D-17 - G-10
IC/F321RG	G-11 - J-14

## 1990 IC/F321RG INDEX

Floor Plan	G-11 - G-12
Accessories Group	G-13 - G-16
Bath Group	G-17 - G-18
Chassis Group	G-19 - G-21
Curtain, Cushion & Pad Group	G-22 - H-05
Dinette Group	H-06 - H-07
Driver's Compartment Group	H-08 - H-13
Electrical Group	H-14 - H-16
Exterior Body Group	H-17 - H-20
Galley Group	H-21 - H-24
Heating & Air Conditioning Group	I-01 - I-02
Interior Finish Group	I-03 - I-05
Labels Group	I-06 - I-15
LP Group	I-14
Lounge Group	I-15 - I-16
Sealants & Fasteners Group	I-17 - I-18
Water & Sewage Group	I-19 - J-20
Window, Vent & Exterior Door Group	J-21 - J-14

# WATER & SEWAGE GROUP

## DRAINAGE SYSTEM

Key	Part Number	U/M	Description
	000422-01-000	EA	Adapter - Offset Reducer - 3" x 1 1/2"
	000410-01-000	EA	Adapter - Sewer Hose to 3" Pipe
	000308-01-000	EA	Adapter Arm - Strainer - 1 1/2" (CSA)
	010121-01-000	EA	Bushing - Plastic - Prod - 1 1/2 S x 1 1/4 H
	011001-02-000	EA	Continuous Waste - Double Sink - 11 7/8"
	000511-01-000	EA	Catch Basin - Lavatory Cabinet - Off White
	070400-01-000	EA	Coupler - Rubber - 3" x 3"
	010051-01-000	EA	Elbow - Plastic - 1/8 BD x 1 1/2 x 45°
	010000-01-000	EA	Elbow - Plastic - 1/8 BD x 1 1/2 x 45° H x H
	010000-01-000	EA	Elbow - Plastic - 1/4 BD x 1 1/2 x 90° - Left
	031111-01-000	EA	Elbow - Plastic - 1/4 BD x 1 1/4 x 90 XLT
	037101-02-000	EA	Elbow - Plastic - 1/4" Bond Vent - 1 1/2" Hub (CSA)
	052057-02-000	EA	Elbow - Plastic - 1/2 F x 1/2 MPT
	075240-02-000	EA	Faucet - Lavatory - Bone
	075241-05-000	EA	Faucet - Shower - Bone
	011053-04-000	EA	Faucet - Swing Spout - 8" - Galley
	001253-01-000	EA	Gasket - Faucet
	054076-02-000	EA	Flange - Closet - 4" x 3" (CSA)
	041007-01-000	EA	Grommet - Holding Tank Coupler - 1 1/2"
	001007-02-000	EA	Grommet - Holding Tank Coupler - 3"
	011000-03-000	EA	P-Trap - 1 1/4" - Plastic (US)
	011000-02-000	EA	P-Trap - 1 1/4" - Plastic (CSA) (Lavatory/Shower)
	053335-01-000	EA	P-Trap - 1 1/4" - Plastic w/Union (CSA) (Galley)
	003000-01-000	EA	Roof Vent - Covered - Vent Pipe
	002415-01-000	EA	Sewer Cap - 3"
	002415-01-700	EA	String - Sewer Cap
	010201-01-000	EA	Sewer Hose - 3" ID x 20'
	011040-02-000	EA	Shower Head w/60" Hose (US)
	011040-05-000	EA	Shower Head w/60" Hose (CSA)
	002000-01-000	EA	Shower Pan Arm
	000054-01-000	EA	Sink - Double w/Mounting Hardware - Stainless Steel
	000430-01-000	EA	Slip Nut - 1.5 - Tailpiece
	000440-01-000	EA	Strainer - Shower Drain
	000437-01-000	EA	Strainer - Sink - Galley
	000437-01-700	EA	Basket - Strainer - Galley Sink
	011000-03-000	EA	Tailpiece - 1 1/2 x 1 3/4 - Plastic
	003200-01-000	EA	Tank - Holding - 25 Gal. - 18.1" x 16.8" x 19.5"
	003200-01-000	EA	Tank - Holding - 25 Gal. - 19.4" x 35.4" x 12.1"
	010070-01-000	EA	Tee - Plastic - 1 1/2" H x 1 1/2" H x 1 1/4" H
	010071-01-000	EA	Tee - Plastic - 1 1/2" H x H x H
	024076-01-000	EA	Toilet Closet Flange - 4" x 3" - Red
	007407-01-000	EA	Toilet - Ivory - Aqua Magic
	007407-01-700	EA	C.L.F.L. Seal & Bolt Package
	003740-01-710	EA	Link
	003740-01-711	EA	Spring - Return Lever
	003740-01-716	EA	Seat - Ivory - w/o Cover
	003740-01-700	EA	Lever - Water
	003740-01-701	EA	Lever - Flush
	003740-01-713	EA	Seal - Ball - Valve to Bowl
	003740-01-714	EA	Valve Arm - Water
	003740-01-707	EA	Seal - Closet Flange
	003740-01-706	EA	Bolt Package - Closet
	070016-01-000	EA	Valve - Dual - 3" x 1.5"
	070016-01-700	EA	Valve - Only - 3"
	070016-01-701	EA	Valve - Only - 1 1/2"
	002421-01-000	EA	Valve - 1 1/2" w/Handle
	002419-02-700	EA	Handle Only - For Extension Rod
	070000-01-000	EA	Vent - Mechanical Trap Arm
	000735-01-000	EA	Washer - Tailpiece - 1.5 - Plastic

# WATER & SEWAGE GROUP (CONTINUED)

## WATER LINES & HARDWARE

Key	Part Number	U/M	Description
	010024-01-000	EA	Adapter - Hose to Pipe - 3/8" Barb - Black Plastic
	044027-01-000	EA	Adapter - Plastic - 1 1/4" MPT x 1 1/4" Bar (Water Tank)
	070017-01-000	EA	Adapter - Solvent - .5 Tube x .5 FPT
	002004-01-000	EA	Adapter - Nose Cone - 3/8" or 1/2" - Plastic
	000022-02-000	EA	Cap - Brass - 1/2" Flare
	000120-01-000	EA	Elbow - Plastic - Solvent - 1/2" FPT x 1/2" Flare - Gray
	070024-01-000	EA	Elbow - Solvent - 1/2" MPT x 1/2" FPT - Gray
	011053-04-000	EA	Faucet - Swing Spout - Galley - 8"
	001253-01-000	EA	Gasket - Faucet
	075241-05-000	EA	Faucet - Shower - Bone
	077054-02-000	EA	Filter/Screen (In Water Tank)
	052052-01-000	EA	Nut - Plastic - 1/2" F
	052053-01-000	EA	Nut - Faucet - 1/2" Tube x 1/2" FPT
	040032-01-000	EA	Patch - Spinweld - Plastic - 3/8"
	000475-01-000	EA	Pin - Connector
	045720-01-000	EA	Pump - Water - 2.8 GPM - Direct Flow (US)
	045720-02-000	EA	Pump - Water - 2.8 GPM - Direct Flow (CSA)
	045720-01-701	EA	Baseplate Kit
	045720-01-702	EA	Diaphragm Kit
	045720-01-703	EA	Valve Arm. Kit
	045720-01-704	EA	Upper Housing
	045720-01-705	EA	Switch Cap Kit w/Switch
	045720-01-706	EA	Pumphead
	000007-01-000	EA	Pump - Water - 2.8 GPM - Direct Flow (US)
	000007-02-000	EA	Pump - Water - 2.8 GPM - Direct Flow (CSA)
	000007-01-707	EA	Motor/Backplate - Replacement
	000007-01-701	EA	Drive Arm
	000007-01-702	EA	Diaphragm Kit
	000007-01-703	EA	Valve Arm
	000007-01-704	EA	Upper Housing
	000007-01-706	EA	Switch Arm - Complete
	000007-01-700	EA	Pumphead - Replacement
	000007-01-705	EA	Check - Valve Kit
	001200-01-000	EA	Rubber Washer - .06 x .75 x .50
	011040-02-000	EA	Shower Head - w/60" Hose (US)
	011040-05-000	EA	Shower Head - w/60" Hose (CSA)
	042000-03-000	EA	Spinweld Fitting - Plastic - 1/4" NPT
	042000-05-000	EA	Spinweld Fitting - Plastic - 1/2" FPT
	042000-04-000	EA	Spinweld Fitting - Plastic - 3/8" FPT
	052055-01-000	EA	Tee - Plastic - 1/2" F x 1/2" F x 1/2" MPT
	052056-01-000	EA	Tee - Plastic - 1/2" F x 1/2" F x 1/2" F
	030000-01-000	FT	Tubing - Polybutyl - 1/2" OD x 20' (Water Line)
	070031-01-000	FT	Tubing - Flex/Smooth - 1.25 ID (Water Tank)
	074402-02-000	FT	Tubing - Vinyl - 3/8" ID
	052000-01-000	EA	Valve - Line Drain - 1/2" F x 1/2" F
	057003-01-000	EA	Water Tank - 28 Gal. - w/o Fitting
	057003-03-000	EA	Water Tank - 28 Gal. w/Fittings - 19" x 25" x 17.5"
	051301-02-000	EA	Water Heater - Atwood - G6A-3
	051301-03-000	EA	Water Heater - w/o Motoraid - Electronic Tune - Atwood - G6A-3E
	The illustrated parts breakdown for this item is provided on the Common Items Fiche.		
	These parts were used from 9/18/89 on		

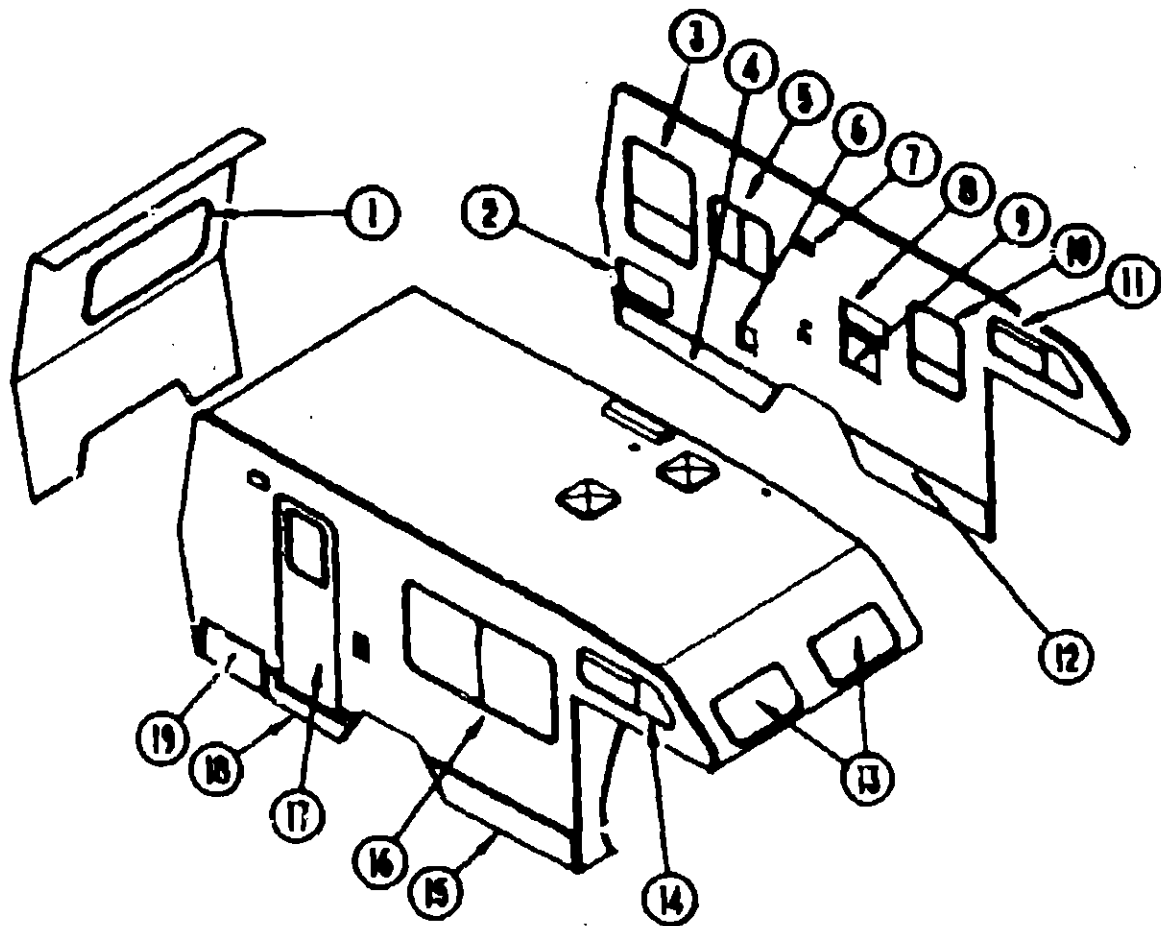
## 1980 ITASCA TABLE OF CONTENTS

INTRODUCTION	A-01 - A-02
ABBREVIATIONS	A-03
ALPHABETICAL/GROUP REFERENCE	A-04 - A-06
IF327RT	A-07 - D-10
IF327RB	D-17 - G-10
IC/F321RG	G-11 - J-14

## 1980 IC/F321RG INDEX

Floor Plan	G-11 - G-12
Accessories Group	G-13 - G-16
Bath Group	G-17 - G-18
Chassis Group	G-19 - G-21
Curtain, Cushion & Pad Group	G-22 - H-05
Dinette Group	H-06 - H-07
Driver's Compartment Group	H-08 - H-13
Electrical Group	H-14 - H-16
Exterior Body Group	H-17 - H-20
Galley Group	H-21 - H-24
Heating & Air Conditioning Group	I-01 - I-02
Interior Finish Group	I-03 - I-05
Labels Group	I-06 - I-13
LP Group	I-14
Lounge Group	I-15 - I-16
Sealants & Fasteners Group	I-17 - I-18
Water & Sewage Group	I-19 - I-20
Window, Vent & Exterior Door Group	I-21 - J-14

WINDOWS, VENTS & EXTERIOR DOORS  
WINDOWS & ACCESS DOORS



1990 ITASCA  
TABLE OF CONTENTS

INTRODUCTION	A-01 - A-02
ABBREVIATIONS	A-03
ALPHABETICAL/GROUP REFERENCE	A-04 - A-08
IF327RT	A-07 - D-18
IF327RB	D-17 - G-10
ICF321RG	G-11 - J-14

1990 IC/F321RG INDEX

Key	Part Number	U/M	Description
1	078536-01-T03	EA	Window Asm. - Rear Escape
2	078578-08-AA3	EA	Door Asm. - Storage
3	082235-03-Y12	EA	Window Asm. - Tipout
4	086383-08-AA3	EA	Door Asm. - Valance - Rear (Stationary)
4	086383-05-AA3	EA	Door Asm. - Valance - Rear (Option L50U)
5	078286-03-T03	EA	Window Asm. - Single Slider
*5	088647-07-700	EA	Window Asm. - Single Slider (Excel)
6	078010-03-000	EA	Door Asm. - Fuel Fill - Off White
7	084878-08-000	EA	Vent - Range Hood - Short
8	084103-03-000	EA	Door Asm. - Refrigerator - Vented
9	052009-01-000	EA	Door Asm. - Water Heater - Off White
10	078286-04-T03	EA	Window Asm. - Single Slider
*10	088644-01-715	EA	Window Asm. - Single Slider (Excel)
11	088888-12-AA3	EA	Window Asm. - Bunk Slider
*11	088646-02-700	EA	Window Asm. - Bunk Slider (Excel)

Key	Part Number	U/M	Description
12	086385-05-AA3	EA	Door Asm. - Holding Tank & Dump Valve
13	078533-05-AA3	EA	Window Asm. - Picture - 13" x 32"
**13	078533-06-AA3	EA	Window Asm. - Picture - 15" x 32"
14	088888-01-AA3	EA	Window Asm. - Bunk Slider
*14	088646-01-706	EA	Window Asm. - Bunk Slider (Excel)
15	086386-06-AA3	EA	Door Asm. - LP - 13.7" x 35.9" - Front
15	086386-04-AA3	EA	Door Asm. - Battery - 13.7" x 27.3" - Tapered
†15	086386-07-AA3	EA	Door Asm. - LP & Battery - 63.5" - Tapered
16	078286-04-X11	EA	Window Asm. - Slider
*16	088647-01-706	EA	Window Asm. - Single Slider (Excel)
17	M01870-27-AD3	EA	Door Asm. - Entrance
17	M01870-27-AD4	EA	Door Asm. - Entrance
*17	M01870-32-AD3	EA	Door Asm. - Entrance
*17	M01870-32-AD4	EA	Door Asm. - Entrance
18	088888-01-AA3	EA	Valance Asm. - Entrance Door
19	088252-02-AA3	EA	Door Asm. - Storage/Generator
* These parts were used from 10/2/89 on.			
** These parts were used from 6/5/89 on.			
† These parts were used from 8/28/89 on.			

Floor Plan	G-11 - G-12
Accessories Group	G-13 - G-16
Bath Group	G-17 - G-18
Chassis Group	G-19 - G-21
Curtain, Cushion & Pad Group	G-22 - H-06
Dinette Group	H-06 - H-07
Driver's Compartment Group	H-08 - H-13
Electrical Group	H-14 - H-16
Exterior Body Group	H-17 - H-20
Galley Group	H-21 - H-24
Heating & Air Conditioning Group	I-01 - I-02
Interior Finish Group	I-03 - I-05
Labels Group	I-06 - I-13
LP Group	I-14
Lounge Group	I-15 - I-18
Sealants & Fasteners Group	I-17 - I-18
Water & Sewage Group	I-19 - I-20
Window, Vent & Exterior Door Group	I-21 - J-14

# WINDOW, VENT & EXTERIOR DOOR GROUP (CONTINUED)

## POWERED ROOF VENT

Key	Part Number	U/M	Description
	000394-01-Y12	EA	Vent Asm. - Roof - Powered - w/o Screen (USA)
	000440-01-000	EA	Lift Mechanism
	000430-03-000	EA	Extension
	000430-04-000	EA	Screw
	000430-02-000	EA	Knob - Roof Vent - Black
	040040-01-000	EA	Fan - Plastic - 6"
	000105-01-070	EA	Switch - Push Button - 12 Volt
	015011-01-000	EA	Track - Slide - Roof Vent
	000025-01-000	EA	Weatherstrip Seal
	040040-01-000	EA	Motor - 12 Volt
	051304-01-000	EA	Cover Asm. - Roof Vent
	052030-01-000	EA	Hinge - 7" - Roof Vent
	070705-01-Y12	EA	Screen Asm. - Roof Vent - Powered
	002291-02-000	SF	Screen - Window - 16" - Charcoal
	002290-02-000	FT	Spline - Charcoal
	001003-01-000	EA	Grommet - Snap - 3/16" ID - 3/8" Hole - Black Plastic
..	004400-00-000	EA	Vent Asm. - Roof Powered - w/o Screen (CSA)
..	The illustrated parts breakdown of this item is provided on the Common Name Fiche.		

## NON-POWERED VENT

Key	Part Number	U/M	Description
	000395-01-Y12	EA	Vent Asm. - Roof - Non-Powered - w/o Screen
	000440-01-000	EA	Lift Mechanism Asm.
	000430-03-000	EA	Extension
	000430-04-000	EA	Screw
	000430-02-000	EA	Knob - Roof Vent - Black
	015011-01-000	EA	Track - Slide - Roof Vent
	000025-01-000	EA	Weatherstrip Seal
	050210-01-000	EA	Cover Asm. - Roof Vent
	052030-01-000	EA	Hinge - 7" - Roof Vent
	070705-01-Y12	EA	Screen Asm. - Charcoal
	002291-02-000	SF	Screen - Window - 16" - Charcoal
	002290-02-000	FT	Spline - Charcoal

## VENTS & SHROUDS

Key	Part Number	U/M	Description
	003550-01-070	EA	Vent - Plumbing Pipe - Roof w/Cover - Beige
	004073-03-000	EA	Vent - Refrigerator Roof - Off White
	051073-04-000	EA	Base - Roof Vent - Norcold Refrigerator - Black
	004070-00-000	EA	Vent - Range Hood - Short - LVS
	003752-01-000	EA	Shroud Asm. - Range

# WINDOW, VENT & EXTERIOR DOOR GROUP (CONTINUED)

## ACCESS DOORS

Key	Part Number	U/M	Description
	000300-05-AA3	EA	Door Asm. - Holding Tank & Dump Valve - 63.5" Tapered
	070027-03-000	EA	Lock - Twist Type - Double Cam
	070010-03-000	EA	Door Asm. - Fuel Fill - Off White
	000704-01-000	EA	Door Asm. - Power Cord w/Hatch - Off White
	004103-03-000	EA	Door Asm. - Refrigerator - Vented - Off White
	004104-01-700	EA	Lock - Male - Cyrus Fasteners
	004104-01-701	EA	Lock - Female - Dynus Fasteners
	004104-03-000	EA	Jamb - Refrigerator Door - Off White
	001240-03-000	EA	Door Asm. - Water Fill - Lockable - 4" x 4 5/8" - Off White
	000252-02-AA3	EA	Door Asm. - Storage/Generator - 27"
	050027-01-000	FT	Seal - "D" Shaped - Hollow - Sponge Rubber - Black
	070027-03-000	EA	Lock - Twist Type - Double Cam - 2.10 Off Set
	001001-02-000	EA	Hinge - 2" x 96"
	070070-00-AA3	EA	Door Asm. - Storage - 10.7" x 22.5"
	070005-04-000	EA	Door Lock - Key Type w/o Keys
	002004-01-700	EA	Key - Storage Door
	000303-05-AA3	EA	Door Asm. - Compartment w/Locks
	070005-04-000	EA	Lock - Door - Key Type - w/o Keys - 1.9 Off Set
	002004-01-700	EA	Key - Compartment - Door Lock
	000305-07-AA3	EA	Door Asm. - Battery Compartment - 63.5" Tapered
	070027-03-000	EA	Lock - Twist Type - Double Cam
	052009-01-000	EA	Door Asm. - Water Heater - Off White
	000305-06-AA3	EA	Door Asm. - LP
	070027-03-000	EA	Lock Asm. - Twist Type - Double Cam
	000305-04-AA3	EA	Door Asm. - Battery
	070005-04-000	EA	Lock Asm. - Key Type - w/o Keys
	002004-01-700	EA	Key - Compartment - Door Lock
	000209-55-001	EA	U-Channel - Hinged - 16" - Off White
	007111-01-01A	EA	Pocket - Lock Valance - Off White
	000330-01-000	EA	Gasket - Lock Pocket
	001001-02-000	EA	Hinge - 2" x 96"

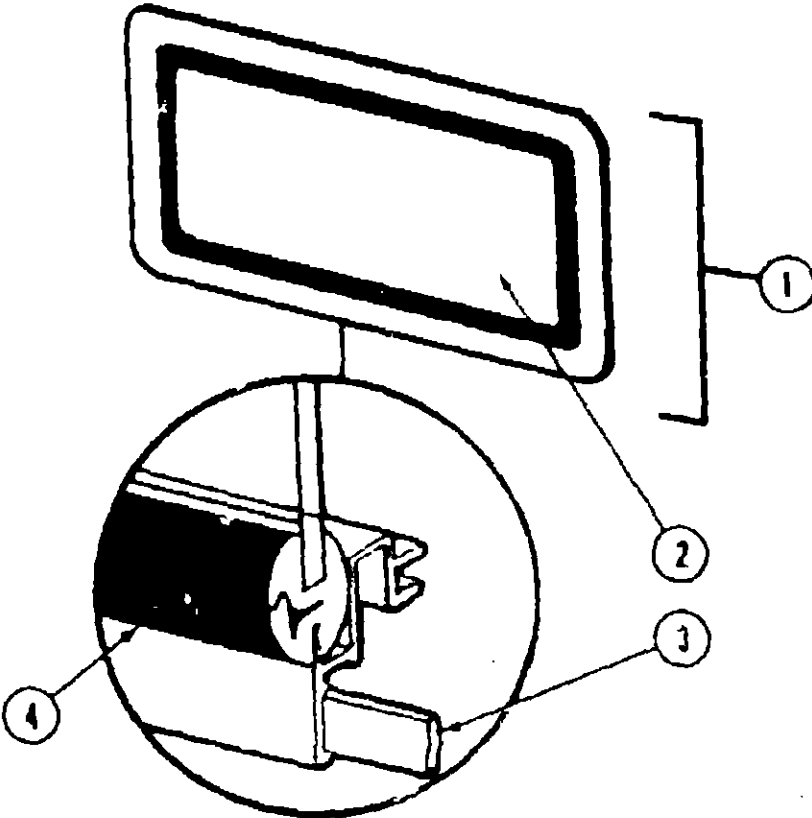
## 1990 ITASCA TABLE OF CONTENTS

INTRODUCTION	A-01 - A-02
ABBREVIATIONS	A-03
ALPHABETICAL/GROUP REFERENCE	A-04 - A-08
F327RT	A-07 - D-10
IF327R0	D-17 - G-10
IC/F321RG	G-11 - J-14

## 1990 IC/F321RG INDEX

Floor Plan	G-11 - G-12
Accessories Group	G-13 - G-16
Bath Group	G-17 - G-18
Chassis Group	G-19 - G-21
Curtain, Cushion & Pad Group	G-22 - H-05
Dinette Group	H-06 - H-07
Driver's Compartment Group	H-08 - H-13
Electrical Group	H-14 - H-16
Exterior Body Group	H-17 - H-20
Galley Group	H-21 - H-24
Heating & Air Conditioning Group	I-01 - I-02
Interior Finish Group	I-03 - I-05
Labels Group	I-06 - I-13
LP Group	I-14
Lounge Group	I-15 - I-16
Sealants & Fasteners Group	I-17 - I-18
Water & Sewage Group	I-19 - I-20
Window, Vent & Exterior Door Group	I-21 - J-14

WINDOW, VENT & EXTERIOR DOOR GROUP (CONTINUED)



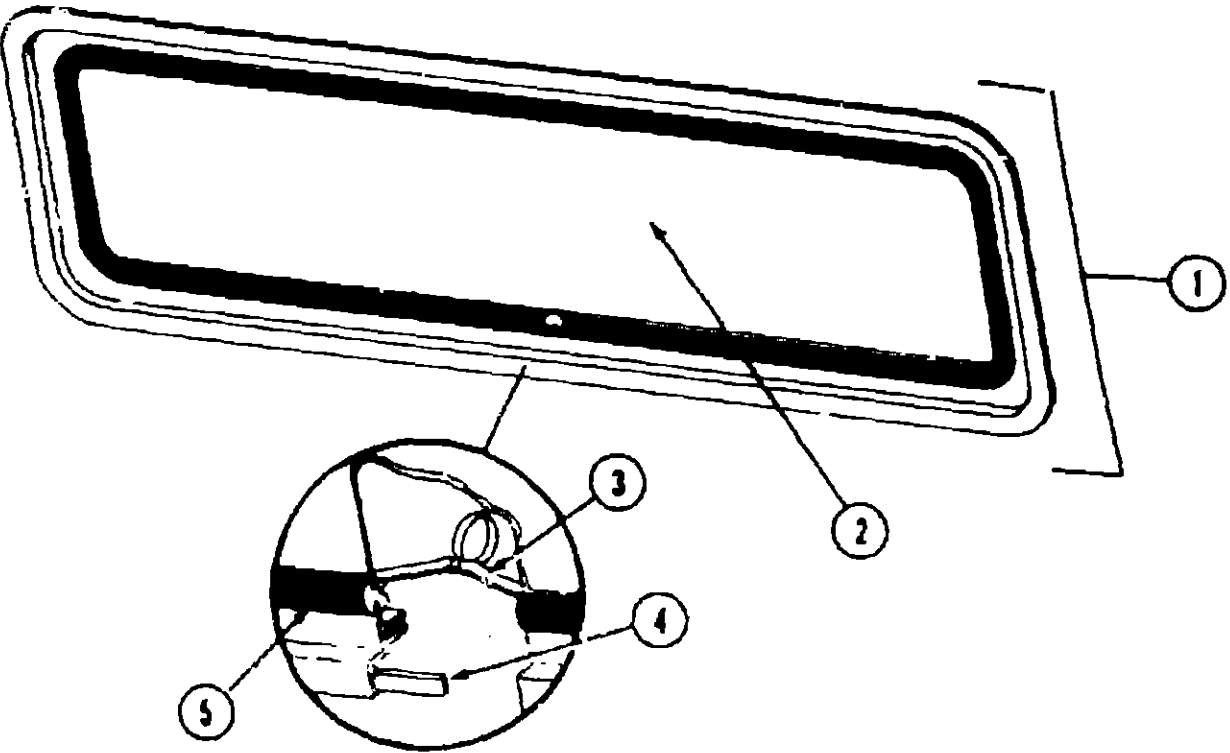
FRONT PICTURE WINDOW  
(FROM 10/02/89 THRU 99/99/99)

Key	Part Number	U/M	Description
1	078533-06-AA3	EA	Window Asm. - Front Picture - 14" x 24" - Black (w/o inside frame)
	041938-12-000	EA	Inside Frame - Black (not included in assembly)
2	002200-07-000	EA	Glass - Tempered - Picture Window - 15.3" x 32.5"
3	069640-06-000	FT	Ribbon Sealer - 5/16" Bead x 15'
4	002281-01-000	EA	Weatherstrip - Self Seal - .05" Panel x 3/16" - Black

FRONT PICTURE WINDOW  
(FROM 00/00/00 THRU 10/01/88)

Key	Part Number	U/M	Description
1	078533-05-AA3	EA	Window Asm. - Front Picture - 14" x 24" - Black (w/o inside frame)
	041938-12-000	EA	Inside Frame - Black (not included in assembly)
2	002200-06-000	EA	Glass - Tempered - Picture Window
3	069640-06-000	FT	Ribbon Sealer - 5/16" Bead x 15'
4	002281-01-000	EA	Weatherstrip - Self Seal - .05" Panel x .125" - Black

WINDOW, VENT & EXTERIOR DOOR GROUP (CONTINUED)



ESCAPE WINDOW

Key	Part Number	U/M	Description
1	078536-01-T03	EA	Window Asm. - Rear Escape - 23" x 68" (w/o inside frame)
	042027-12-000	EA	Inside Frame - Black (not included in assembly)
2	002178-01-000	EA	Glass - 1/8" x 19.6" x 64.8"
3	002285-01-000	FT	Filler - Weatherstrip - Black
4	069640-05-000	FT	Ribbon Sealer - 5/16" Bead x 15'
5	002282-01-000	FT	Weatherstrip - 1.25" Window
	006199-01-000	EA	Label - Exit - Escape Window
	047731-01-000	EA	Label - Emergency Exit
	077066-01-702	EA	Tape Asm. - Escape Window

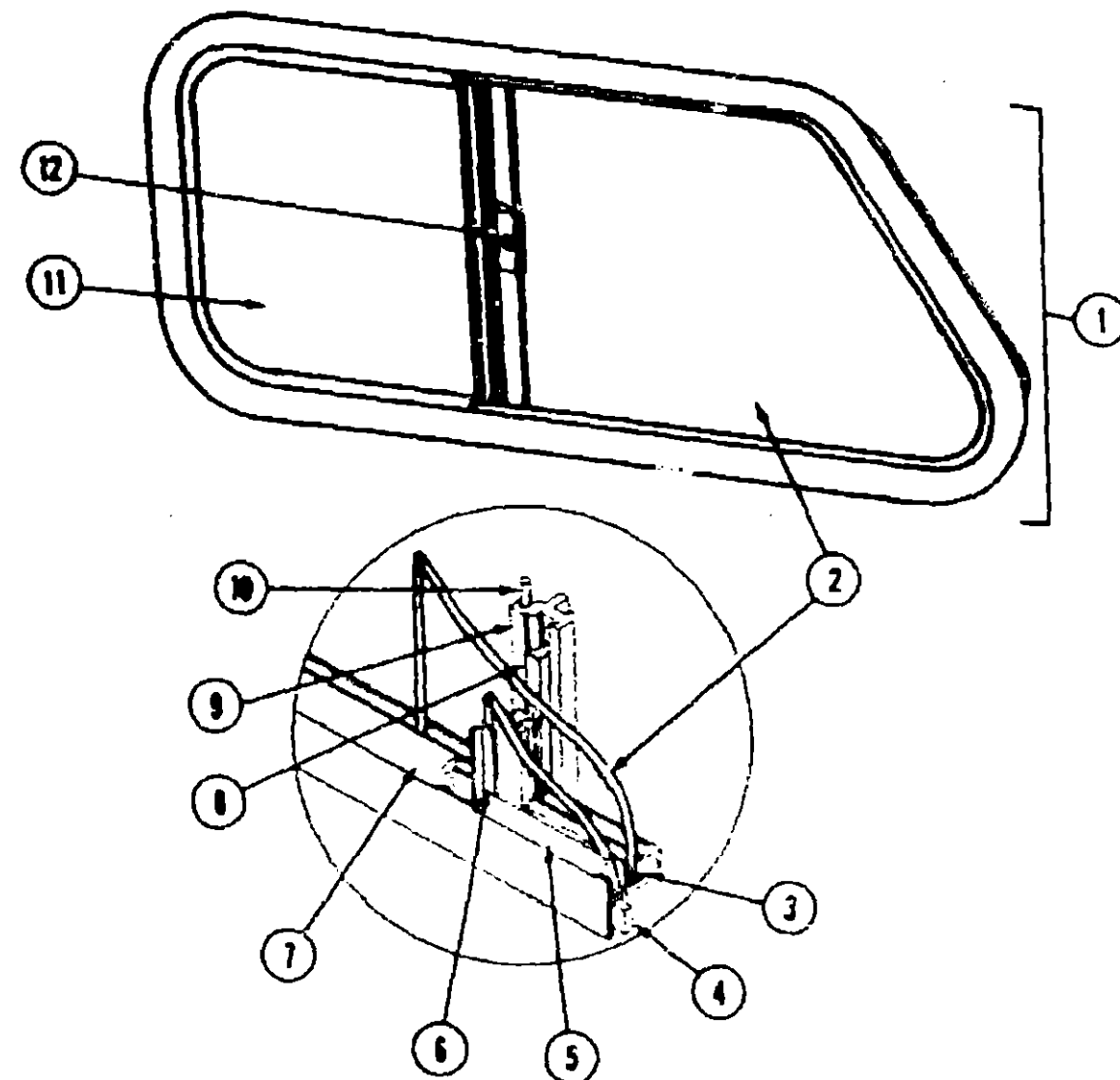
INTRODUCTION	A-01 - A-02
ABBREVIATIONS	A-03
ALPHABETICAL/GROUP REFERENCE	A-04 - A-06
IF327RT	A-07 - D-16
IF327RB	D-17 - G-10
IC/F321RG	G-11 - J-14

1990 IC/F321RG INDEX

Floor Plan	G-11 - G-12
Accessories Group	G-13 - G-16
Bath Group	G-17 - G-18
Chassis Group	G-19 - G-21
Curtain, Cushion & Pad Group	G-22 - H-05
Dinette Group	H-06 - H-07
Driver's Compartment Group	H-08 - H-13
Electrical Group	H-14 - H-16
Exterior Body Group	H-17 - H-20
Galley Group	H-21 - H-24
Heating & Air Conditioning Group	I-01 - I-02
Interior Finish Group	I-03 - I-05
Labels Group	I-06 - I-13
LP Group	I-14
Lounge Group	I-15 - I-16
Sealants & Fasteners Group	I-17 - I-18
Water & Sewage Group	I-19 - I-20
Window, Vent & Exterior Door Group	I-21 - J-14



# WINDOW, VENT & EXTERIOR DOOR GROUP (CONTINUED)



FRONT BUNK SLANT SLIDER WINDOW  
(FROM 08/08/80 THRU 10/01/89)

Key	Part Number	U/M	Description
1	08888-01-AA3	EA	Window Asm. - Bunk Slider - Passenger (w/o inside frame)
	08889-01-01A	EA	Inside Frame - Beige (not included in assembly)
1	08888-02-AA3	EA	Window Asm. - Bunk Slider - Driver (w/o inside frame)
	08889-02-01A	EA	Inside Frame - Beige (not included in assembly)
2	081983-02-000	EA	Glass - 1/8" x 11.98" x 27.68"
3	002324-02-000	FT	Channel - Weatherstrip
	002326-01-000	EA	Block - Window - 1/8" x 3/16" x 1"
4	088640-06-000	FT	Sealer Ribbon - 5/16" x 25'
5	002308-02-000	FT	Spline - 1/8" - Glass - Black
6	08888-03-001	EA	Extr. - Glass Holder - 192" - Black
7	024086-02-000	FT	Seal - Extension - Glass to Frame - Black
8	073740-01-000	FT	Seal - Fin - .46" Pile Height - Gray
	700G39-06-16T	EA	Screw - SF/DR - 6 - 20 x 1 PPH - Black
9	024170-05-000	EA	Extr. - Mullion - 11.4" - Black
10	002398-02-000	FT	Spline - Charcoal - .128" Dia. (Screen)
	002291-02-000	SF	Screening - Window - 16" - Black
	023320-01-000	EA	Pad - Felt - 3/8" Dia. - Brown
11	081980-13-000	EA	Glass - Sliding - 2" x 11.98" x 15.75"
12	047388-01-700	EA	Latch Kit - Window - Plastic
	081377-01-700	EA	Adhesive - Cyanoacrylate - 10 Gram Tube

# WINDOW, VENT & EXTERIOR DOOR GROUP (CONTINUED)

## BUNK SLANT SLIDER WINDOW (EXCEL) (FROM 10/02/89 THRU 08/08/89)

Key	Part Number	U/M	Description
	088646-02-700	EA	Window - Slant Slider (w/o inside frame) (Driver)
	088646-02-701	EA	Inside Frame - Window (not included in assembly) (Driver)
	088646-01-708	EA	Window - Slant Slider (w/o inside frame) (Passenger)
	088646-01-705	EA	Inside Frame - Window (not included in assembly) (Passenger)
	088646-01-702	EA	Glass - Sliding Sash & Lock
	088644-01-700	EA	Latch Repair Kit
	088644-01-716	EA	Filler Plug
	088644-01-705	FT	Geazing Strip
	088644-01-706	FT	Channel - Pierced Run
	088646-01-700	EA	Glass - Stationary - 22.16" x 10.77"
	088646-01-703	EA	Spacer Track
	088646-01-704	EA	Screen - Window w/Spring & Weatherstrip
	088644-01-701	EA	Splice Plate - Window
	088644-01-702	EA	Screw - Splice - #6 - 32 x 1/4 Pan Head
	088644-01-703	EA	Screw - Locking Rail - #6 x 1.5" - Black
	088644-01-706	FT	Weatherstripping
	088646-01-701	EA	Rail - Locking w/Weatherstrip
	088644-01-711	FT	Weatherstrip - Screen - Black
	088644-01-713	EA	Spring - Screen Frame - Black Plastic

These windows were used after 10/2/89.

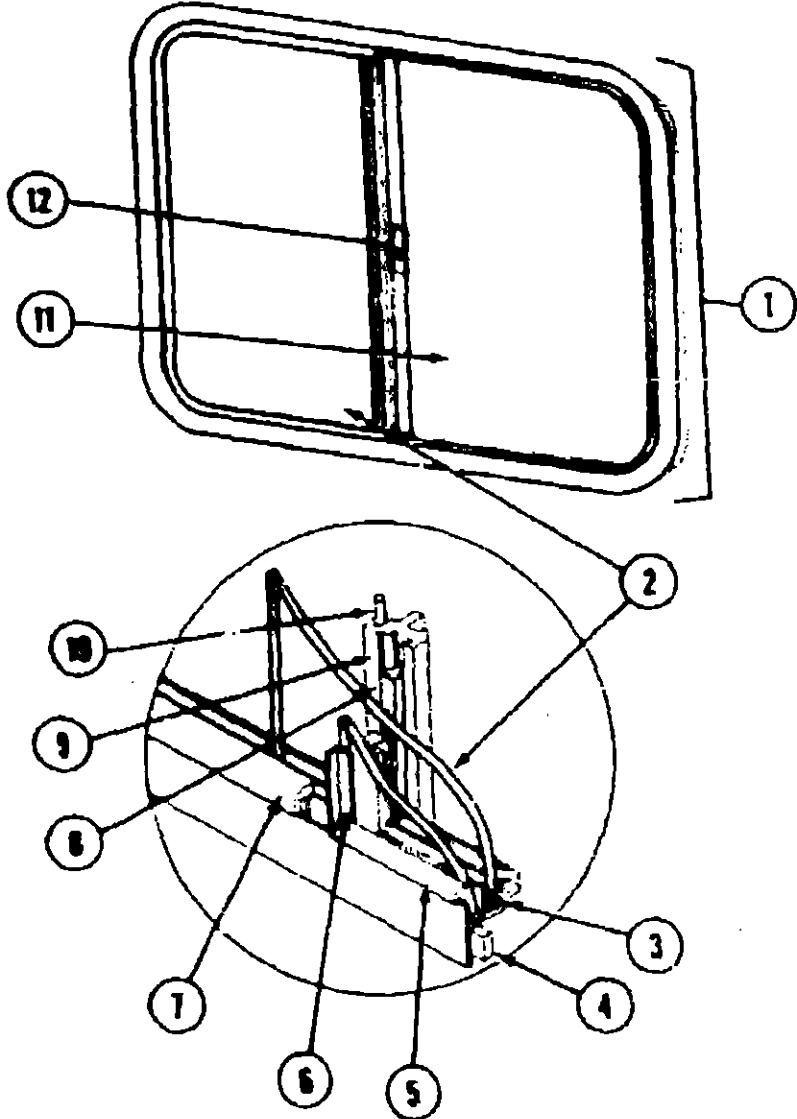
## 1990 ITASCA TABLE OF CONTENTS

INTRODUCTION	A-01 - A-02
ABBREVIATIONS	A-03
ALPHABETICAL/GROUP REFERENCE	A-04 - A-08
IF327RT	A-07 - D-16
IF327RB	D-17 - G-10
IC/F321RG	G-11 - J-14

## 1990 IC/F321RG INDEX

Floor Plan	G-11 - G-12
Accessories Group	G-13 - G-16
Bath Group	G-17 - G-18
Chassis Group	G-19 - G-21
Curtain, Cushion & Pad Group	G-22 - H-05
Dinette Group	H-06 - H-07
Driver's Compartment Group	H-08 - H-13
Electrical Group	H-14 - H-16
Exterior Body Group	H-17 - H-20
Galley Group	H-21 - H-24
Heating & Air Conditioning Group	I-01 - I-02
Interior Finish Group	I-03 - I-05
Labels Group	I-06 - I-13
LP Group	I-14
Lounge Group	I-15 - I-16
Sealants & Fasteners Group	I-17 - I-18
Water & Sewage Group	I-19 - I-20
Window, Vent & Exterior Door Group	I-21 - J-14

WINDOW, VENT & EXTERIOR DOOR GROUP (CONTINUED)



BATH SINGLE SLIDER  
(FROM 08/08/88 THRU 10/01/88)

Key	Part Number	U/M	Description
1	078286-04-T03	EA	Window Arm. - Single Slider - 22.3" x 26.8" (w/o inside frame)
	083122-05-000	EA	Inside Frame - Beige (not included in assembly)
2	081980-02-007	EA	Glass - Siding - 1/8" x 22" x 13.7"
3	002324-02-000	FT	Channel - Weatherstrip - Glass Run - 1/8" Glass
4	088640-06-000	FT	Ribbon Sealer - 5/16" Bead x 15'
5	002309-02-000	FT	Spline - Glass - 1/8" Material - Black
6	M18025-03-000	EA	Seal Holder w/Fin Seal - Black
7	088886-03-001	FT	Extr. Rubber - Window Seal - Black
8	073740-01-000	FT	Seal - Fin - Pile - .480"
9	078582-03-000	EA	Mullion - Slider Window - Black
10	002288-02-000	FT	Spline - .130" Dia. - Charcoal (Screen)
11	081984-01-000	EA	Glass - Stationary - 1/8" x 22" x 16.5"
12	047388-01-700	EA	Latch Kit - Window - Plastic w/Fastener
	002282-02-000	SF	Screen - Window - 20" - Charcoal
	023320-01-000	EA	Pad - Felt - 3/8" Dia. - Brown
	002328-01-000	EA	Block - Window - 1/8" x 3/16" x 1"
	024086-02-000	FT	Seal - Exterior Glass to Frame - Black

WINDOW, VENT & EXTERIOR DOOR GROUP (CONTINUED)

BATH SINGLE SLIDER (EXCEL)

Key	Part Number	U/M	Description
	088644-01-715	EA	Window Arm. - 22" x 15" (w/o inside frame)
	088644-01-714	EA	Inside Frame (not included in assembly)
	088644-01-701	EA	Splice Plate - Window
	088644-01-702	EA	Screw - Splice - #8 - 32 x 1/4" Pan Head
	088644-01-703	EA	Screw - Locking Rail - #8 x 15 Pro Head Recess - Black
	088644-01-704	EA	Glass - Stationary - 10.03" x 13.77"
	088644-01-705	FT	Glazing Strip
	088644-01-706	FT	Weatherstrip
	088644-01-707	EA	Rail - Locking w/Weatherstrip
	088644-01-708	FT	Channel - Pierced Run
	088644-01-700	EA	Latch - Repair Kit
	088644-01-709	EA	Seal w/Latch & Sliding Glass
	088644-01-710	FT	Track - Screen Spacer - 12" Length
	088644-01-711	FT	Weatherstrip - Screen - Black
	088644-01-712	EA	Screen w/Weatherstrip & Frame Spring (Clip)
	088644-01-713	EA	Spring - Screen Frame (Clip) - Plastic - Black
	088644-01-716	EA	Plug - Filler

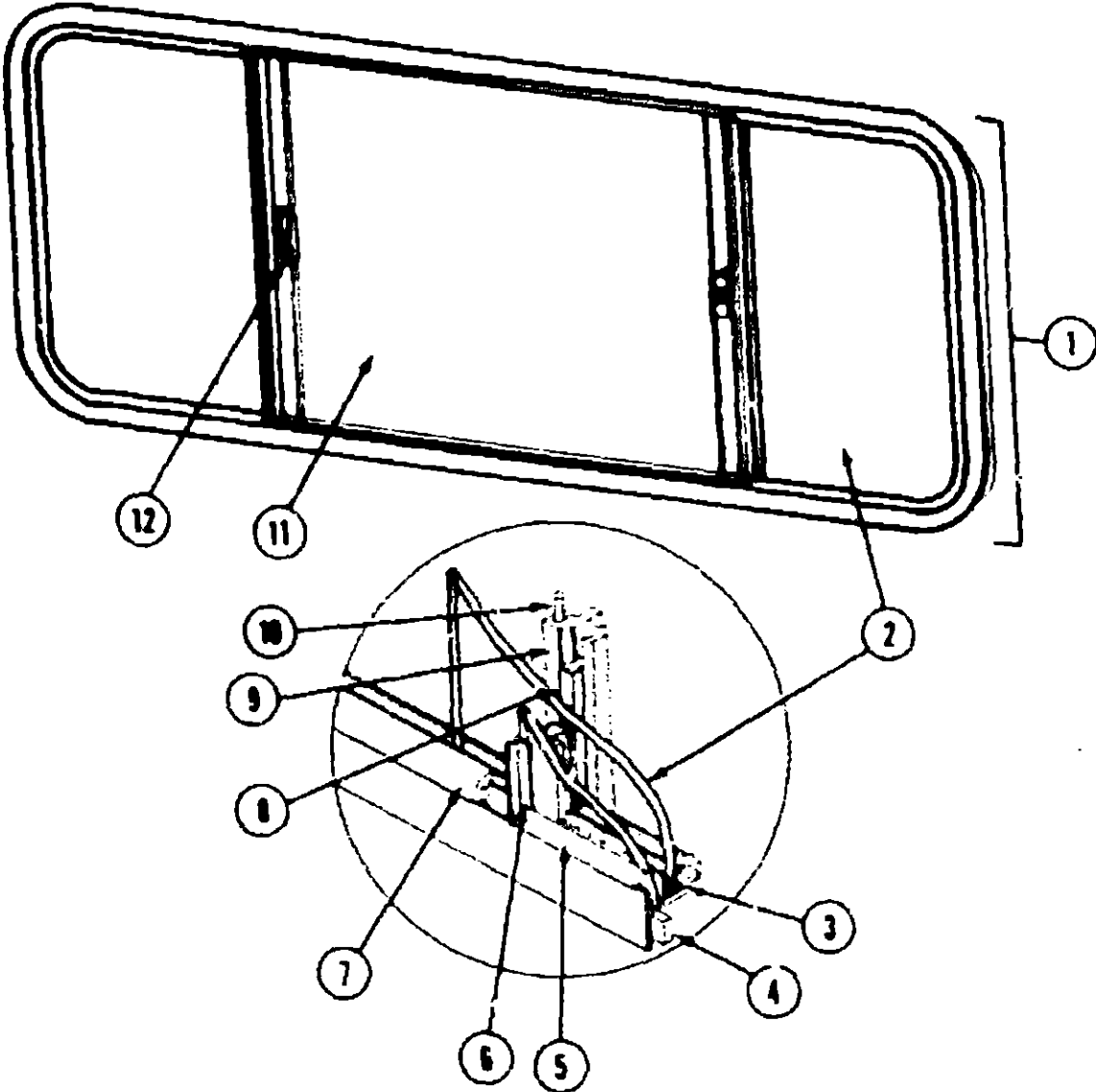
1990 ITASCA  
TABLE OF CONTENTS

INTRODUCTION	A-01 - A-02
ABBREVIATIONS	A-03
ALPHABETICAL/GROUP REFERENCE	A-04 - A-06
IF327RT	A-07 - D-16
IF327RB	D-17 - G-10
IC/F321RG	G-11 - J-14

1990 IC/F321RG INDEX

Floor Plan	G-11 - G-12
Accessories Group	G-13 - G-16
Bath Group	G-17 - G-18
Chassis Group	G-19 - G-21
Curtain, Cushion & Pad Group	G-22 - H-05
Dinette Group	H-06 - H-07
Driver's Compartment Group	H-08 - H-13
Electrical Group	H-14 - H-16
Exterior Body Group	H-17 - H-20
Galley Group	H-21 - H-24
Heating & Air Conditioning Group	I-01 - I-02
Interior Finish Group	I-03 - I-05
Labels Group	I-06 - I-13
LP Group	I-14
Lounge Group	I-15 - I-16
Sealants & Fasteners Group	I-17 - I-18
Water & Sewage Group	I-19 - I-20
Window, Vent & Exterior Door Group	I-21 - J-14

WINDOW, VENT & EXTERIOR DOOR GROUP (CONTINUED)



DINETTE DOUBLE SLIDER WINDOW  
(FROM 08/08/80 THRU 10/01/89)

Key	Part Number	U/M	Description
1	078269-04-X11	EA	Window Arm - Double Slider (w/o inside frame)
	053122-26-000	EA	Inside Frame - Beige (not included in assembly)
2	031980-10-000	EA	Glass - Sliding - 30.7" x 19.3" x 1/8"
3	002324-02-000	FT	Channel Weatherstrip - Glass
4	089640-06-000	FT	Sealer Ribbon - 5/16" Bead x 15'
5	002308-02-000	FT	Spline - Glass - 1/8" - Black
6	089885-03-001	EA	Seal Holder - 1/8" Glass - Black
7	024085-02-100	FT	Vinyl Window Seal - Black
8	073740-01-000	FT	Fin Seal - .480 Pile
9	084170-08-000	EA	Mullion - Slider Window - Black
	000292-02-000	SF	Screen - Window - 26" Charcoal
10	002798-02-000	FT	Spline - .130" Dia. - Charcoal (Screen)
11	002188-07-000	EA	Glass - Stationary - 30.74" x 24.75" x 1/8"
12	047308-01-700	EA	Latch Kit - Window - Plastic w/Fastener
	081377-01-700	EA	Adhesive - Cyanoacrylate
	002321-01-000	EA	Block - Window - 1/8" x 3/16" x 1"

WINDOW, VENT & EXTERIOR DOOR GROUP (CONTINUED)

DINETTE SINGLE SLIDING WINDOW (EXCEL)  
(FROM 10/28/88 THRU 08/08/90)

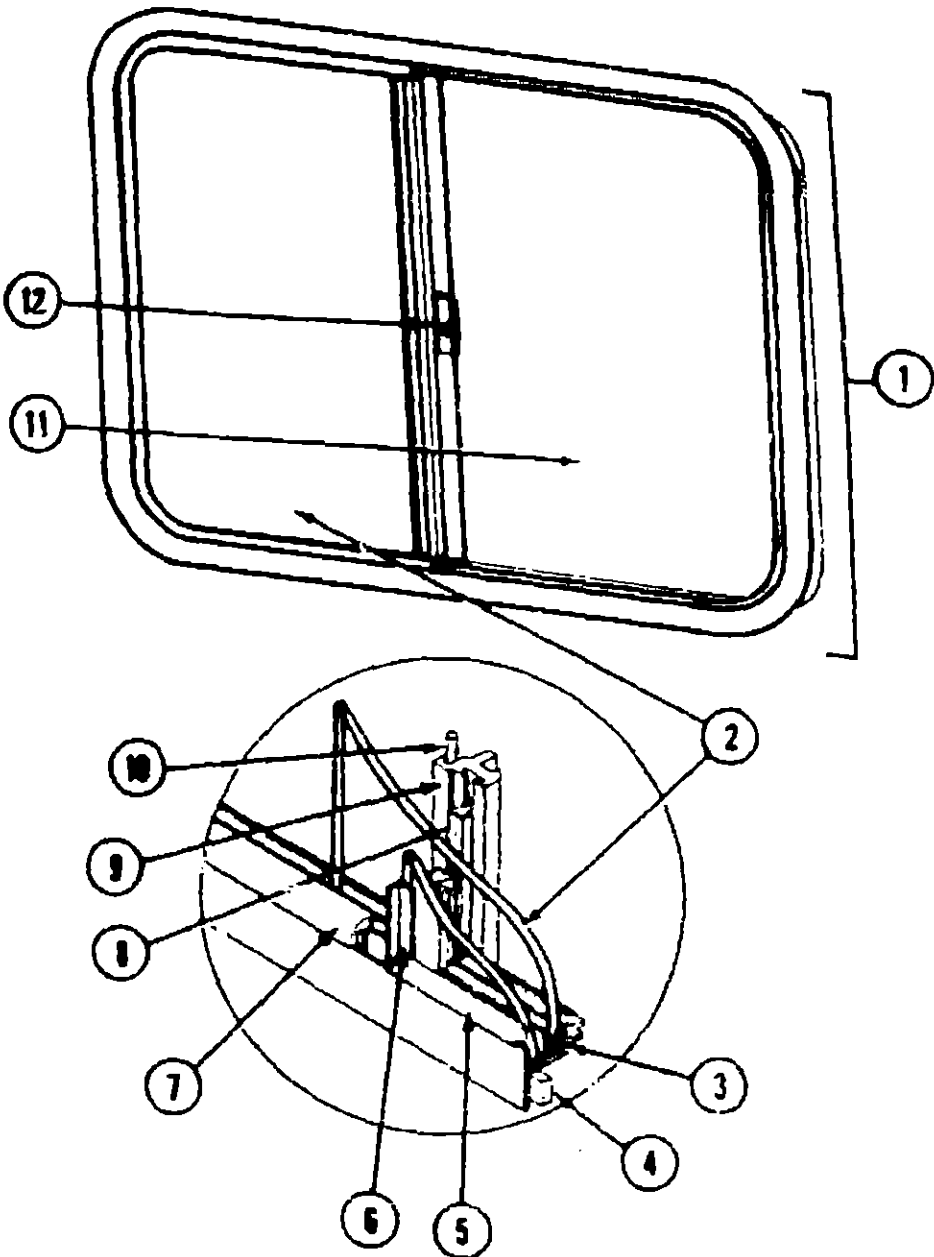
Key	Part Number	U/M	Description
	089847-01-705	EA	Window Arm - Single Slider - 30.5" x 57.5" (w/o inside frame)
	089847-01-704	EA	Inside Frame (not included in assembly)
	089844-01-701	EA	Splice Plastic - Window
	089844-01-702	EA	Screw - Splice - #8 - 32 x 1/4" Pan Head
	089844-01-703	EA	Screw - Locking Rail - #6 x 15 Pro-Head Recess - Black
	089847-01-700	EA	Glass - Stationary - 29.27" x 27.72"
	089844-01-708	FT	Weatherstrip
	089847-01-701	EA	Locking Rail w/Weatherstrip
	089844-01-708	FT	Channel - Pivoted Run
	089844-01-700	EA	Latch - Repair Kit
	089847-01-702	EA	Glass Sliding w/Seal & Latch
	089847-01-703	EA	Spacer - Track
	089844-01-711	FT	Weatherstrip - Screen - Black
	089847-01-706	EA	Screen - Window w/Spring & Seal
	089844-01-713	EA	Spring - Screen Frame (Clip) Plastic - Black
	089844-01-716	FT	Plug - Filler
	089844-01-705	EA	Glazing Strip

1990 ITASCA  
TABLE OF CONTENTS

INTRODUCTION	A-01 - A-02
ABBREVIATIONS	A-03
ALPHABETICAL/GROUP REFERENCE	A-04 - A-08
IF327RT	A-07 - D-16
IF327RE	D-17 - G-10
IC/F321RG	G-11 - J-14

1990 IC/F321RG INDEX

Floor Plan	G-11 - G-12
Accessories Group	G-13 - G-16
Bath Group	G-17 - G-18
Chassis Group	G-19 - G-21
Curtain, Cushion & Pad Group	G-22 - H-05
Dinette Group	H-06 - H-07
Driver's Compartment Group	H-08 - H-13
Electrical Group	H-14 - H-15
Exterior Body Group	H-17 - H-20
Galley Group	H-21 - H-24
Heating & Air Conditioning Group	I-01 - I-02
Interior Finish Group	I-03 - I-05
Labels Group	I-06 - I-13
LP Group	I-14
Lounge Group	I-15 - I-16
Sealants & Fasteners Group	I-17 - I-18
Water & Sewage Group	I-19 - I-20
Window, Vent & Exterior Door Group	I-21 - J-14



GALLEY SINGLE SLIDER  
(FROM 04/00/00 THRU 10/01/00)

Key	Part Number	U/M	Description
1	078205-03-T03	EA	Window Asm. - Single Slider - 19.25" x 24.5" (w/o inside frame)
	083122-03-000	EA	Inside Frame - Beige (not included in assembly)
2	081980-05-000	EA	Glass - Sliding - 1/8" x 19" x 13.68"
3	002324-02-000	FT	Channel - Weatherstrip - Glass Run - 1/8" Glass
4	088640-08-000	FT	Ribbon Sealer - 5/16" Bead x 15'
5	002208-02-000	FT	Spline - Glass - 1/8" Material - Black
6	M88885-03-011	EA	Seal Holder w/Fin Seal - Black
7	024086-02-000	FT	Seal - Exterior Glass to Frame - Black
8	073740-01-000	FT	Seal - Fin - Pile - .480"
9	084170-02-000	EA	Mullion - Slider Window - Black
10	002298-02-000	FT	Spline - .130" Dia. - Charcoal (Screen)
11	081984-03-000	EA	Glass - Stationary - 1/8" x 19" x 12.30"
12	017388-01-700	EA	Latch Kit - Window - Plastic w/Fastener
	002282-02-000	SF	Screen - Window 20" - Charcoal
	002328-01-000	EA	Block - Window - 1/8" x 3/16" x 1"
	023320-01-000	EA	Pad - Felt - 3/8" Dia. - Brown

GALLEY SINGLE SLIDER WINDOW (EXCEL)  
(FROM 10/82/88 THRU 04/88/89)

Key	Part Number	U/M	Description
	088647-07-700	EA	Window - Single Slider (w/o inside frame)
	088647-08-704	EA	Inside Frame (not included in assembly)
	088644-01-701	EA	Splice Plate - Window
	088644-01-702	EA	Screw - Splice
	088644-01-703	EA	Screw - Locking Rail
	088647-08-700	EA	Glass - Stationary - 10.81" x 13.77"
	088644-01-705	FT	Glazing Strip
	088644-01-706	FT	Weatherstripping
	088647-08-701	EA	Rail - Locking w/Weatherstrip
	088644-01-708	FT	Channel - Pierced Run
	088644-01-700	EA	Latch - Repair Kit
	088647-08-702	EA	Glass - Sliding w/Sash & Latch
	018644-01-710	FT	Track - Screen Spacer (12" Length)
	088644-01-711	FT	Weatherstrip - Screen - Black
	088647-08-703	EA	Screen w/Weatherstrip & Frame Spring (Clip)
	088644-01-713	EA	Spring - Screen Frame (Clip) - Plastic - Black
	088644-01-716	FT	Filler Plug

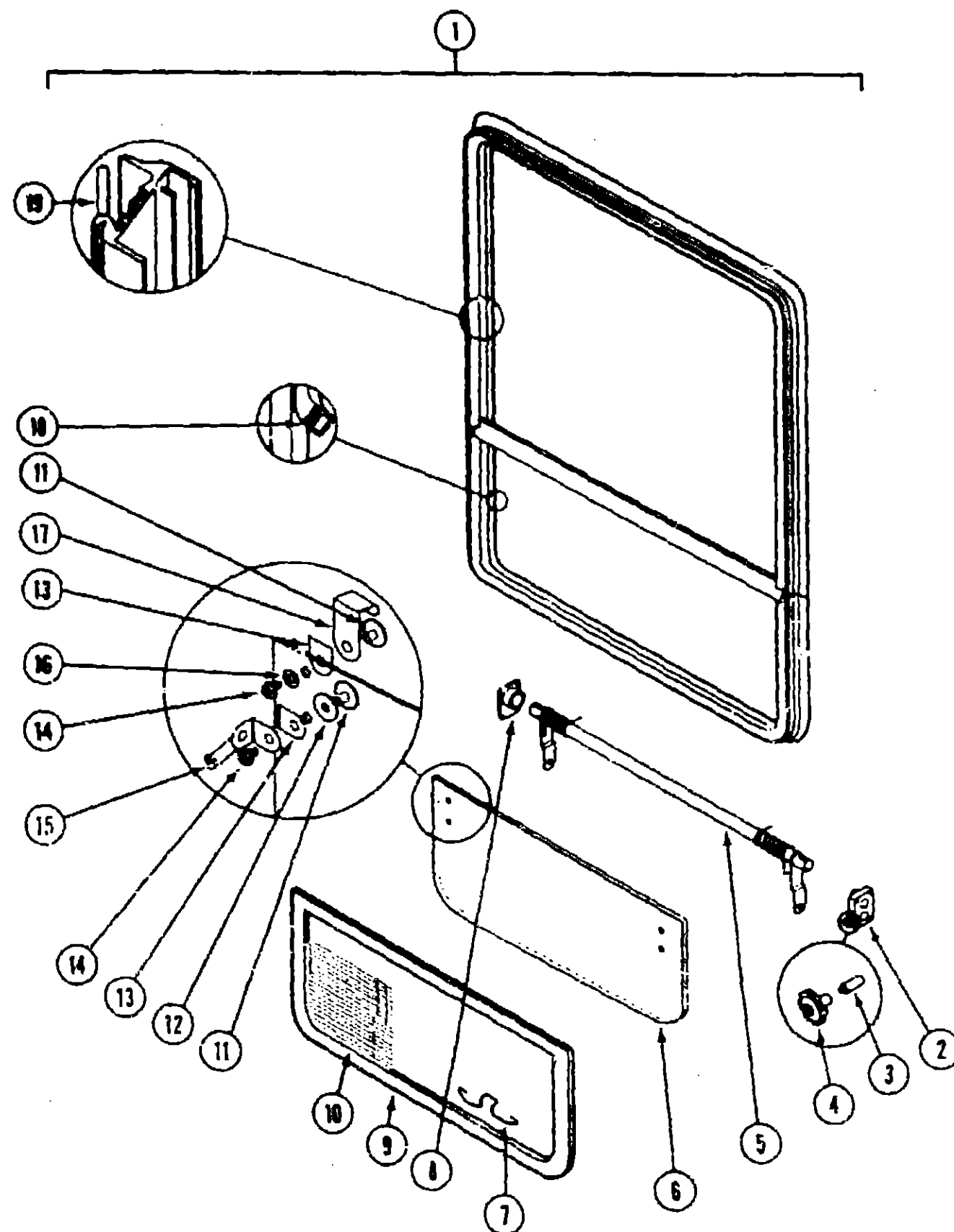
1990 ITASCA  
TABLE OF CONTENTS

INTRODUCTION	A-01 - A-02
ABBREVIATIONS	A-03
ALPHABETICAL/GROUP REFERENCE	A-04 - A-08
IF327RT	A-07 - D-16
IF327RB	D-17 - G-10
IC/F321RG	G-11 - J-14

1990 IC/F321RG INDEX

Floor Plan	G-11 - G-12
Accessories Group	G-13 - G-16
Bath Group	G-17 - G-18
Chassis Group	G-19 - G-21
Curtain, Cushion & Pad Group	G-22 - H-05
Dinette Group	H-06 - H-07
Driver's Compartment Group	H-08 - H-13
Electrical Group	H-14 - H-16
Exterior Body Group	H-17 - H-20
Galley Group	H-21 - H-24
Heating & Air Conditioning Group	I-01 - I-02
Interior Finish Group	I-03 - I-05
Labels Group	I-06 - I-13
LP Group	I-14
Lounge Group	I-15 - I-16
Sealants & Fasteners Group	I-17 - I-18
Water & Sewage Group	I-19 - I-20
Window, Vent & Exterior Door Group	I-21 - J-14

# WINDOW, VENT & EXTERIOR DOOR GROUP (CONTINUED)



Key	Part Number	U/M	Description
1	092235-03-Y12	EA	Window Asm. - Single Tipout (w/o Inside Frame)
	090893-03-01A	EA	Inside Frame (not included w/Window Assembly)
2	005302-02-060	EA	Operator Drive
3	090025-01-000	EA	Extension - Window Knob (not included w/Window Assembly)
4	067052-02-000	EA	Window Knob - Beige (not included w/Window Assembly)
	088371-01-000	EA	Screw - Window Knob (not included w/Window Assembly)
5	080918-01-000	EA	Spring - Torque Tube - Left
	080918-02-000	EA	Spring - Torque Tube - Right
6	083150-11-000	EA	Torque Tube Asm. w/Spring
7	084088-18-000	EA	Glass - 1/8" x 1/8" x 9.2" x 26"
8	100168-01-000	EA	Screen Clip
9	081354-01-000	EA	Torque Tube Sleeve
10	100235-03-B07	EA	Screen Asm.
	090218-03-000	SF	Window Screen - 12"
	100240-01-000	FT	Window Screen Spline
11	086762-01-000	EA	Window T-Nut
12	086927-03-000	EA	Seal - Rubber
13	084473-01-000	EA	Seal - Rubber
14	086763-01-000	EA	Screw - #10 - 32 x 1/4" PTH
15	087578-01-000	EA	Connecting Rod Asm.
	081549-01-000	EA	Snap Ring Clip
16	084453-02-000	EA	Plastic Washer - .06 x .50 x .25
	084453-01-000	EA	Plastic Washer - .06" x .50" x .135"
17	089913-01-000	EA	Hinge
18	084087-01-000	FT	Seal - Sponge Rubber
15	089540-06-000	FT	Ribbon Sealer (not included w/Window Assembly)
	080914-01-000	EA	Corner Key
	085315-01-000	EA	Rivet - Shoulder - Tipout Window
	087561-01-000	FT	Seal - Glass - Exterior - .5" Wide - Black Vinyl

# WINDOW, VENT & EXTERIOR DOOR GROUP (CONTINUED)

## LOUNGE SINGLE TIPOUT WINDOW

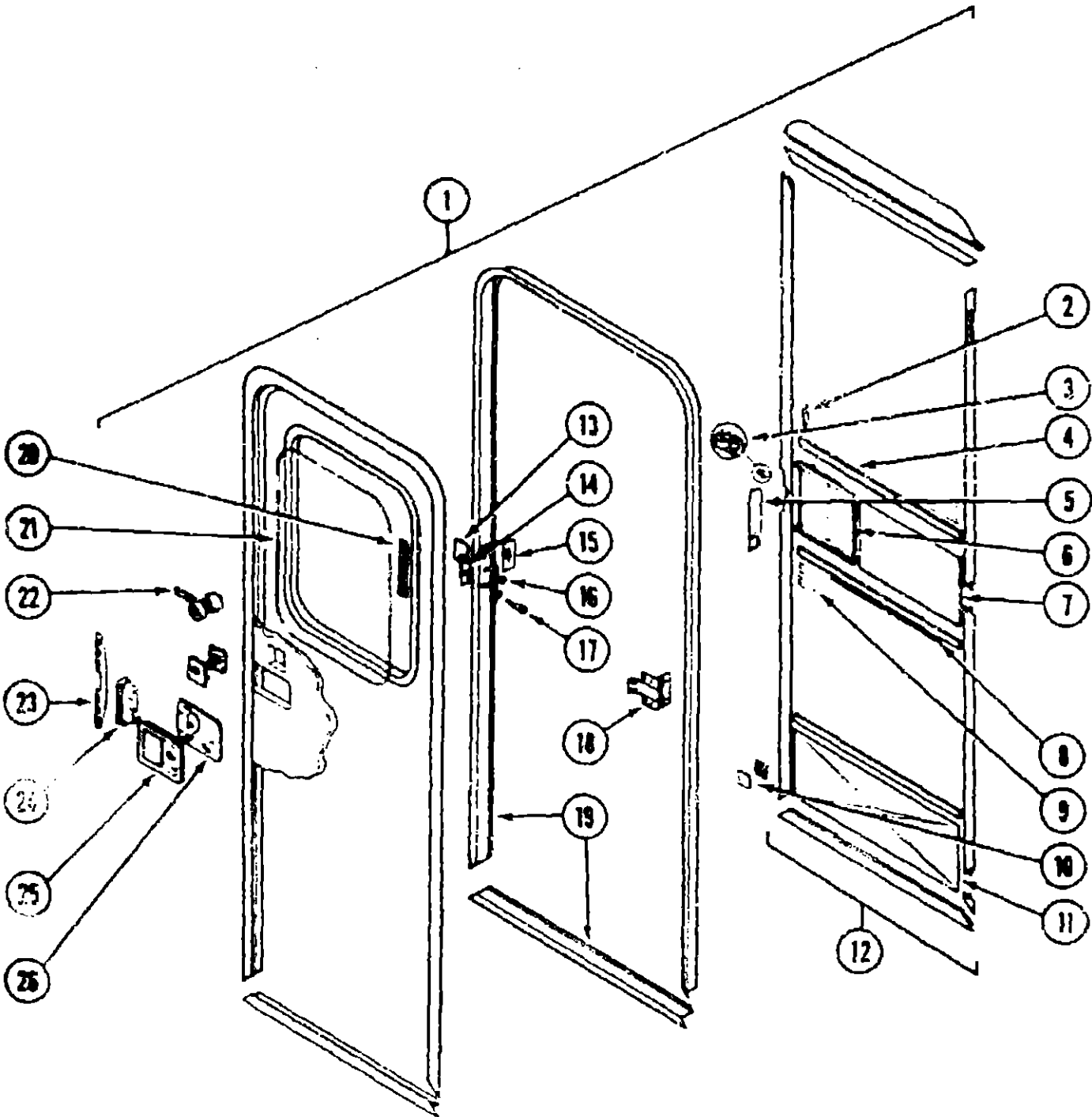
## 1990 ITASCA TABLE OF CONTENTS

INTRODUCTION	A-01 - A-02
ABBREVIATIONS	A-03
ALPHABETICAL/GROUP REFERENCE	A-04 - A-06
IF327RT	A-07 - D-16
IF327RB	D-17 - G-10
IC/F321RG	G-11 - J-14

## 1990 IC/F321RG INDEX

Floor Plan	G-11 - G-12
Accessories Group	G-13 - G-16
Bath Group	G-17 - G-18
Chassis Group	G-19 - G-21
Curtain, Cushion & Pad Group	G-22 - H-05
Dinette Group	H-06 - H-07
Driver's Compartment Group	H-08 - H-13
Electrical Group	H-14 - H-16
Exterior Body Group	H-17 - H-20
Galley Group	H-21 - H-24
Heating & Air Conditioning Group	I-01 - I-02
Interior Finish Group	I-03 - I-05
Labels Group	I-06 - I-13
LP Group	I-14
Lounge Group	I-15 - I-16
Sealants & Fasteners Group	I-17 - I-18
Water & Sewage Group	I-19 - I-20
Window, Vent & Exterior Door Group	I-21 - J-14

WINDOW, VENT & EXTERIOR DOOR GROUP (CONTINUED)



WINDOW, VENT & EXTERIOR DOOR GROUP (CONTINUED)

ENTRANCE DOOR

Key	Part Number	U/M	Description
1	M01870-27-AD3	EA	Door Asm. - Entrance w/Screen Door
1	M01870-27-AD4	EA	Door Asm. - Entrance w/Screen Door
*1	M01870-32-AD3	EA	Door Asm. - Entrance w/Screen Door
*1	M01870-32-AD4	EA	Door Asm. - Entrance w/Screen Door
	095278-01-01A	EA	Frame Asm. - Entrance Door - Off White
	068746-01-000	EA	Frame - Entrance Door - Bottom Portion
	044582-02-000	EA	Drip Cap - Top Entrance Door Jamb - Off White
	075639-11-000	EA	Garnish - Radius - Entrance Door
††	075639-08-000	EA	Garnish - Radius - Entrance Door
2	050712-05-000	EA	Door Handle - Screen Door
3	008018-01-000	EA	Roller Catch - Screen Door
	058025-02-000	EA	Clip - Roller Latch Catch
	008018-01-000	EA	Catch - Elbow - Spring Loaded - Screen Door
4	078777-01-000	EA	Channel - Slide - Screen Door Center Slider Cover
5	079087-02-000	EA	Strike - Slider - Screen Door
6	079086-02-000	EA	Slider - Screen Door
7	016454-01-000	EA	Insert - Screen Door - Center - Leather Grain Aluminum
8	002234-01-000	FT	Spline - Black
9	002213-02-000	SF	Screen - Window - 26" Charcoal
10	085714-01-000	FT	Fastener - Dual Lock - 1" Wide - Hook
10	085714-02-000	FT	Fastener - Dual Lock - 1" Wide - Loop
11	078512-03-000	EA	Insert - Screen Door - Lower - Kick Panel
12	079012-01-001	EA	Screen Door Asm.
	070515-01-000	EA	Plate - Screen Door
13	077401-03-000	EA	Strike Cover - Off White
14	041516-03-000	EA	Angle Bracket
15	061017-01-000	EA	Seal - Lock - Flat w/Split
16	056816-01-000	EA	Plug - Tapered Plastic - Red
17	038519-01-000	EA	Strike
18	078931-05-000	EA	Hinge - Entrance Door - Unpainted
*18	087714-01-02A	EA	Hinge - Entrance Door - Off White
19	095277-02-01A	EA	Door Jamb - Entrance Door
	051049-01-000	EA	Jamb Bottom - Entry Door
	079207-01-000	EA	Striker - Roller Catch - Welded to Door Jamb
	095278-01-01A	EA	Jamb Door - Entrance - Unpainted
20	050216-02-000	FT	Exterior Spline - Glass - .19" - Black Vinyl
†20	087551-01-000	FT	Exterior Spline - Glass - Black Vinyl
21	002181-07-000	EA	Glass - Picture Window - Frosted
	079733-07-AA8	EA	Window Asm. - Picture - 17" x 25" - Frosted Glass (w/o inside frame)
	067608-03-000	EA	Inside Frame - Beige (not included in assembly)
	067608-27-000	EA	Inside Frame - Black (not included in assembly)
22	065229-01-701	EA	Deadbolt Asm.
	065229-01-700	EA	Key - Blank
23	098173-01-03A	EA	Stiffener - Entrance Door
24	039540-01-000	EA	Latch Asm. - Entrance Door
25	045017-10-000	EA	Latch Asm. - Plate - Black
26	039879-03-000	EA	Cover Asm. - Latch Plate - Black
	039718-01-000	EA	Deadbolt - "J" Shaped - Latch Asm.
	036984-01-000	EA	Cap - Black Vinyl - Lock Grip
	056746-01-000	EA	Plug - Cap - 1" Dia.
	075673-01-000	FT	Seal - Pile - Adhesive Back
**	100128-01-000	FT	Seal - Pile - Adhesive Back - Gray
	075671-01-000	FT	Seal - Sponge - Lazy T Shaped
	063729-04-000	EA	Rivnut - 10 - 32 UNF - .010 - .080
	072883-01-000	EA	Nutsert - M5 x 0.8

\* These are the parts used from 10/2/89 on.  
\*\* These are the parts used from 2/5/90 on.  
† These parts are used from 1/8/90 on.  
†† These parts are used from 7/21/99 on.

1990 ITASCA  
TABLE OF CONTENTS

INTRODUCTION	A-01 - A-02
ABBREVIATIONS	A-03
ALPHABETICAL GROUP REFERENCE	A-04 - A-08
IF327RT	A-07 - D-16
IF327RB	D-17 - G-10
IC/F321RG	G-11 - J-14

1990 IC/F321RG INDEX

Floor Plan	G-11 - G-12
Accessories Group	G-13 - G-16
Bath Group	G-17 - G-18
Chassis Group	G-19 - G-21
Curtain, Cushion & Pad Group	G-22 - H-05
Dinette Group	H-06 - H-07
Driver's Compartment Group	H-08 - H-13
Electrical Group	H-14 - H-16
Exterior Body Group	H-17 - H-20
Galley Group	H-21 - H-24
Heating & Air Conditioning Group	I-01 - I-02
Interior Finish Group	I-03 - I-05
Labels Group	I-06 - I-13
LP Group	I-14
Lounge Group	I-15 - I-16
Sealants & Fasteners Group	I-17 - I-18
Water & Sewage Group	I-19 - I-20
Window, Vent & Exterior Door Group	I-21 - J-14