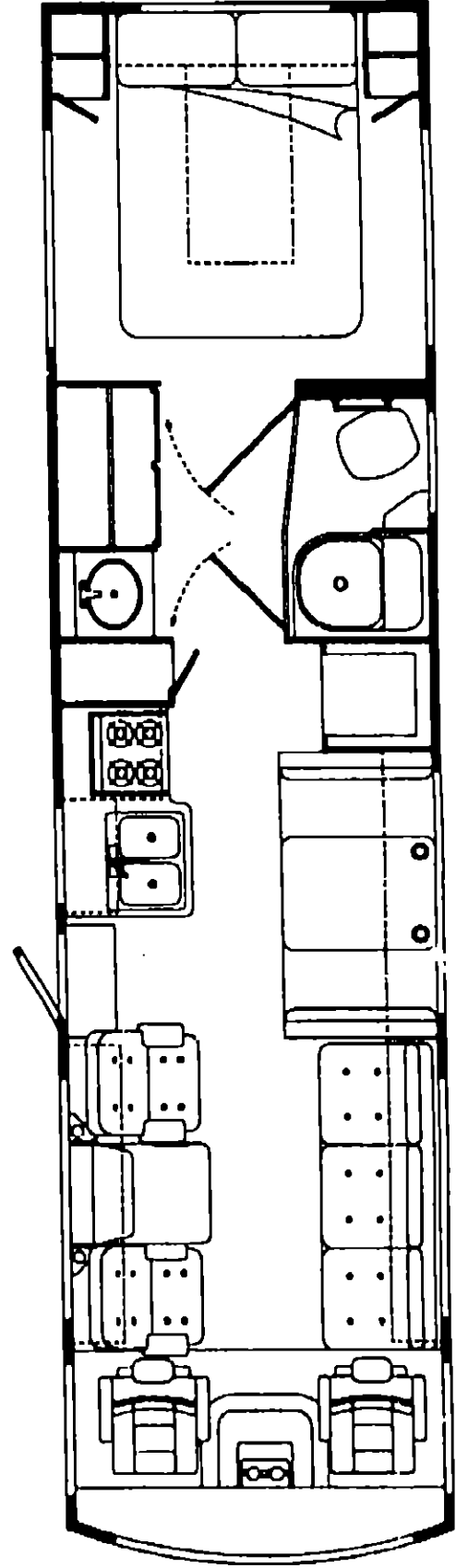
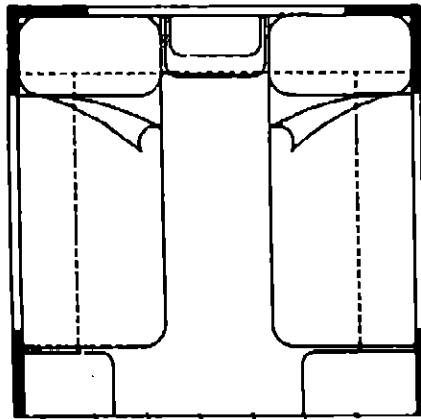


1989 WC/JN31RT



1989 WINNEBAGO TABLE OF CONTENTS

WCN28RU	A-01 - D-13
WC/JN31RT	D-15 - I-02
WC/JN36RQ	H-03 - K-18

1989 WC/JN31RT INDEX

Floor Plan	D-15 - D-16
Accessories Group	D-17 - D-22
Bath Group	D-23 - E-01
Chassis Group	E-02 - E-09
Curtain, Cushion & Pad Group	E-10 - E-22
Dinette Group	E-23 - E-24
Driver's Compartment Group	F-01 - F-06
Electrical Group	F-07 - F-11
Exterior Body Group	F-12 - F-19
Galley Group	F-20 - F-22
Heating & Air Conditioning Group	F-23 - F-24
Interior Finish Group	G-01 - G-02
LP Group	G-03
Lounge Group	G-04 - G-07
Water & Sewage Group	G-08 - G-11
Window, Vent & Exterior Door Group	G-12 - H-02

ACCESSORIES GROUP

RACK & LADDER COMPONENTS (OPTION 35U)

Key	Part Number	U/M	Description
	092963-01-Y12	EA	Ladder Asm. - Lower
	092964-01-Y12	EA	Ladder Asm. - Upper
	081026-09-Y12	EA	Rack Asm. - Right
	081026-10-Y12	EA	Rack Asm. - Left
	081055-01-030	EA	Spring Grip - Internal
	081056-01-000	EA	Pin - Quick Release
	081152-01-000	EA	Bumper Plate - Brite Dip - Lower Ladder
	064093-01-000	EA	Luggage Box - 14" x 30" x 60" (Optional)
	038327-01-000	EA	Tape - Anti-Slip - 2" x 60'

MICROWAVE/CONVECTION OVEN & COMPONENTS (OPTION 41D)

Key	Part Number	U/M	Description
	088737-01-000	EA	Microwave/Convection Oven - Magic Chef
	088737-01-700	EA	Control
	088737-01-701	EA	Frame - Panel
	088737-01-702	EA	Touch Panel Asm.
	088737-01-703	EA	Frame - Door
	088737-01-704	EA	Glass - Outside - Door
	088737-01-705	EA	Trim - Upper Frame - Inner
	088737-01-706	EA	Cabinet
	088737-01-707	EA	Fuse
	088737-01-708	EA	Transformer H.V.
	088737-01-709	EA	Trim
	088737-01-710	EA	Lamp - Oven - 30W
	088737-01-711	EA	Relay - Completed
	088737-01-712	EA	Trim
	088737-02-000	EA	Frame Kit - Microwave Oven
	088682-03-000	EA	Bracket Asm. - Microwave - Right
	088682-04-000	EA	Bracket Asm. - Microwave - Left
	094774-01-01A	EA	Trim - Microwave - Black (Sides)
	094745-01-01A	EA	Trim - Microwave - Black (Bottom)

FOG LAMP & COMPONENTS (OPTION 57M)

Key	Part Number	U/M	Description
	088747-01-000	EA	Lamp Asm. - Fog w/Cover - Clear
	088747-01-700	EA	Cover - Fog Light
	088942-01-000	EA	Bracket - Fog Lamp Mounting
	097372-01-01A	EA	Switch - SPST - On/Off

CUSTOM STEERING WHEEL

Key	Part Number	U/M	Description
†	080752-05-000	EA	Steering Wheel - Custom
•	080752-17-000	EA	Steering Wheel w/2 Horn Buttons
	080752-06-000	EA	Hub Adapter - Steering Wheel
	080752-07-000	EA	Button - Horn - w/Wire
	080752-08-000	EA	Screw - Custom Steering Wheel
†	Parts used before 4/2/89.		
•	Parts used after 4/3/89.		

ACCESSORIES GROUP (CONTINUED)

MISCELLANEOUS ACCESSORIES

Key	Part Number	U/M	Description
	054185-31-000	EA	Owner's Manual - 1989 - Winnebago & Itasca
	092318-01-000	EA	Binder - 3 Ring - Vendor Manual
	092319-01-000	EA	Page - Plastic Packet
**	076319-01-000	EA	Antenna - TV - 44.5" Mast
	007038-01-000	EA	Floor Mat - Black Rubber - 10 1/2" x 26"
	081202-01-000	EA	Floor Mat - Front - Right - Winnebago (Option 63H)
	081201-01-000	EA	Floor Mat - Front - Left - Winnebago (Option 63H)
	081075-01-000	EA	Floor Mat - Entrance - Winnebago (Option 63H)
	017516-01-000	EA	Mud Flap - 14" x 18" - Rear - Black
	017516-02-000	EA	Mud Flap - 14" x 12" - Front - Black
	041944-04-000	EA	Fire Extinguisher - 5 BC - w/o Mounting Bracket
	084472-01-000	EA	Holder - Fire Extinguisher
	094499-01-000	EA	Fire Extinguisher - 1A 10BC (UL)
	094499-02-000	EA	Fire Extinguisher - 1A 10BC (CSA)
	094651-01-01A	EA	Holder - Recessed - Fire Extinguisher
	093300-01-000	EA	Tool Box
	072852-01-000	EA	Smoke Detector w/9 Volt Battery
	080208-01-000	EA	Lug Wrench
	080208-02-000	EA	Leverage Bar - Lug Wrench
	080208-03-000	EA	Lug Wrench - John Deere
	006113-01-000	EA	Jack - Hydraulic - 8 Ton - w/Handle
	091955-02-000	EA	Squeegie - Extended Handle
	091952-01-000	EA	Clip - 1" Gripper - Squeegie
	093527-01-000	EA	Bracket - Squeegie
	086289-01-000	EA	Picture - Decorative (Option 46H)
	036420-02-000	EA	Defroster Fan - 6" - 2 Speed Fan (Option 36N)
	098447-01-000	EA	Television - 13" Digital Color (Option 42Y)
	098446-01-000	EA	VCR - VHS - Table Model (Option 42C/42V)
	086757-01-000	EA	Control Center - Channel Master (Option 42C/42V)
	079942-01-000	EA	Shock Absorber - Stabilizer - Front (Option 84A)
	088778-01-000	EA	Vacuum Cleaner - Hand Held (Option 22R)
	087200-01-000	EA	Filter - Water Purification (Option 29B)
	087200-02-000	EA	Cartridge - Water Filter - Purification (Option 29B)

AIR HORNS & COMPONENTS (OPTION 36R)

Key	Part Number	U/M	Description
	077497-01-000	EA	Air Horn Kit - Twin Chromed - w/o Auxiliary Hose Kit
	077497-01-700	EA	Solenoid - Air Tank
	077497-01-701	EA	Switch - Compressor
	077497-01-702	EA	Toggle Switch w/Wire
	077497-01-703	EA	Air Tank
	077497-01-704	EA	Compressor w/Switch
	077497-01-705	EA	Repair Kit - Air Horn
	077497-02-000	EA	Hose Kit - Auxiliary Air
	077497-03-000	EA	Parts Kit - Hose - Auxiliary Air
	078239-01-000	EA	Label Plate - Horn
	063912-02-000	EA	Relay - Canister
	093258-01-000	EA	Wire Asm. - Air Horn
	081404-01-000	EA	Mounting Bracket - Compressor
	081407-01-000	EA	Mounting Plate - Air Horns
	097372-01-01A	EA	Switch - SPST - On/Off
	077497-05-000	EA	Compressor/Tank/Solenoid Kit

**1989 WINNEBAGO
TABLE OF CONTENTS**

WCN28RU	A-01 - D-13
WC/JN31RT	D-15 - H-02
WC/JN36RQ	H-03 - K-16

1989 WC/JN31RT INDEX

Floor Plan	D-15 - D-16
Accessories Group	D-17 - D-22
Bath Group	D-23 - E-01
Chassis Group	E-02 - E-09
Curtain, Cushion & Pad Group	E-10 - E-22
Dinette Group	E-23 - E-24
Driver's Compartment Group	F-01 - F-06
Electrical Group	F-07 - F-11
Exterior Body Group	F-12 - F-19
Galley Group	F-20 - F-22
Heating & Air Conditioning Group	F-23 - F-24
Interior Finish Group	G-01 - G-02
LP Group	G-03
Lounge Group	G-04 - G-07
Water & Sewage Group	G-08 - G-11
Window, Vent & Exterior Door Group	G-12 - H-02

ACCESSORIES GROUP (CONTINUED)

REAR RADIO & COMPONENTS (OPTION 26L)

Key	Part Number	U/M	Description
	090944-01-000	EA	Antenna - Radio - 16" Rubber
	090862-01-000	EA	Bracket - Hat - Antenna
	089340-01-000	EA	Grille - Speaker - 6.25" Square
*	090339-01-000	EA	Radio - AM/FM Stereo - w/Cassette - Electronics Tune
	094097-01-000	EA	Speaker - 5.25" w/o Grille
†	097153-01-000	EA	Radio - AM/FM Stereo - w/Cassette
	074979-01-000	EA	Speaker Cover - Light Oak
*	Parts used before 5/28/89.		
†	Parts used after 5/29/89.		

FRONT RADIO & COMPONENTS

Key	Part Number	U/M	Description
	077069-01-000	EA	Antenna - Radio
	077448-01-000	EA	Bracket - Radio - Front
	077442-01-000	EA	Bracket - Radio Support - Rear
	077069-02-000	EA	Cable - Antenna Extension - 96"
	073741-04-000	EA	Grille - Speaker - Oval - 4" x 5"
	087706-01-000	EA	Mounting Kit - Radio
	092311-01-000	EA	Radio - AM/FM - w/Cassette
	073741-03-000	EA	Speaker - Oval - 4" x 6"
	074979-01-000	EA	Speaker Cover - Light Oak

REAR VIEW TELEVISION (SONY)

Key	Part Number	U/M	Description
	093040-01-000	EA	Camera & Monitor
	093040-01-700	EA	Camera Only
	093040-01-701	EA	Monitor - 6" - w/Bracket & Wire Harness
	093041-01-000	EA	Cable - TV/Monitor
	031170-01-000	EA	Clamp - Cable - 3/16 Dia.
	093221-01-000	EA	Lens - Rear Monitor - Shroud
	093957-01-01A	EA	Shroud - TV - Beige
	092881-01-000	EA	Wire Asm. - IP to Rear Monitor
	093040-03-000	EA	Wire Asm. - Monitor
	094001-01-000	EA	Clamp - Camera
	094002-01-000	EA	Bracket Asm. - Camera

WHEEL LINERS & MOUNTING HARDWARE (OPTION 83K) (JOHN DEERE)

Key	Part Number	U/M	Description
	086271-01-000	EA	Wheel Liner - Stainless Steel - 19.5" (Set/4)
	086271-01-700	EA	Wheel Liner - Stainless Steel - 19.5" Front (1)
	086271-01-701	EA	Wheel Liner - Stainless Steel - 19.5" - Rear (1)
	086271-01-702	EA	Chrome Cover - Front Axle
	086271-01-703	EA	Chrome Cover - Rear Axle
	086271-01-704	EA	Beauty Ring
	086271-01-705	EA	Chrome Cover - Lug Nut
	095012-02-000	EA	Extension - Valve Stem - Dual - 19.5"

WHEEL LINERS & MOUNTING HARDWARE (OPTION 83K) (CHEVROLET)

Key	Part Number	U/M	Description
	091209-01-000	EA	Wheel Liner - w/Axle & Lugnut Covers - Chrome - 19.5" (Set/4)
	091209-01-700	EA	Simulator - Front Wheel
	091209-01-701	EA	Simulator - Rear Wheel
	091209-01-702	EA	Cover - Front Axle
	091209-01-703	EA	Cover - Rear Axle
	091209-01-704	EA	Cover - Lug Nut
	095012-01-000	EA	Extension - Valve Stem - Dual
	077030-02-000	EA	Extension - Valve Stem - 1.25"

ACCESSORIES GROUP (CONTINUED)

WHEEL COVER & MOUNTING HARDWARE

Key	Part Number	U/M	Description
	083181-03-700	EA	Wheel Cover - 19.5" - w/Nut Cover & Cap
†	083181-04-000	EA	Retainer Kit - 19.5" Wheel Cover (Set/4) (Chevrolet)
*	083181-12-000	EA	Retainer Kit - 19.5" Wheel Cover (Set/4) (Chevrolet)
	083181-07-000	EA	Retainer Kit - 19.5" Wheel Cover (Set/4) (John Deere)
	083181-04-700	EA	Retainer Kit - 19.5" Front (1)
	083181-04-701	EA	Retainer Kit - 19.5" Rear (1)
	083181-04-702	EA	Nut Cover - 19.5"
	083181-04-703	EA	Cap - Chrome Center
†	Parts used thru 4/2/89.		
*	Parts used after 4/3/89.		

EXTERIOR MIRRORS

Key	Part Number	U/M	Description
**	086260-01-000	EA	Mirror Asm. - w/Convex - Right
**	086260-02-000	EA	Mirror Asm. - w/Convex - Left
**	086260-03-000	EA	Accessories Kit - Exterior Mirror
**	086259-C4-000	EA	Mirror Asm. - Remote Control - Right
**	086259-05-000	EA	Mirror Asm. - Remote Control - Left
**	The illustrated parts breakdown for this item is provided on the Common Items Fiche.		

KOHLER GENERATORS & COMPONENTS (OPTIONS 35 & 37M)

Key	Part Number	U/M	Description
	093740-01-000	EA	Generator - Kohler - 4.5KW
	093547-01-000	EA	Generator - Kohler - 7.0KW
	008054-02-000	EA	Power Cord - 10-3 - 30 Amp. - 33' (US)
	008052-01-000	EA	Power Cord - 10-3 - 30 Amp. - 25' (CSA)
	067762-01-000	EA	Converter - 40 Amp. w/Charger (US)
	067762-02-000	EA	Converter - 40 Amp. w/Charger (CSA)
	083152-04-000	EA	Exhaust Pipe - Generator - 4.5KW
	083152-06-000	EA	Exhaust Pipe - Generator - 7.0KW
	093590-02-000	EA	Muffler - Generator - 4.5KW
	093590-04-000	EA	Muffler - Generator - 7.0KW
	073937-03-000	EA	Switch - Rotary - A/C Select

ONAN GENERATORS & COMPONENTS (OPTIONS 39E & 39G)

Key	Part Number	U/M	Description
	093545-01-000	EA	Generator - Onan - 4.0KW
	093546-01-000	EA	Generator - Onan - 6.5KW
	008054-02-000	EA	Power Cord - 10-3 - 30 Amp. - 33' (US)
	008052-01-000	EA	Power Cord - 10-3 - 30 Amp. - 25' (CSA)
	067762-01-000	EA	Converter - 40 Amp. w/Charger (US)
	067762-02-000	EA	Converter - 40 Amp. w/Charger (CSA)
	079654-05-000	EA	Exhaust Pipe - Generator
	083152-04-000	EA	Exhaust Pipe - Generator
	094059-01-000	EA	Spacer - Generator
	094657-02-000	EA	Tray Asm. - Generator
	081364-03-000	EA	Muffler - Generator
	079654-01-700	EA	Hinge Kit - Emerald Generator

**1989 WINNEBAGO
TABLE OF CONTENTS**

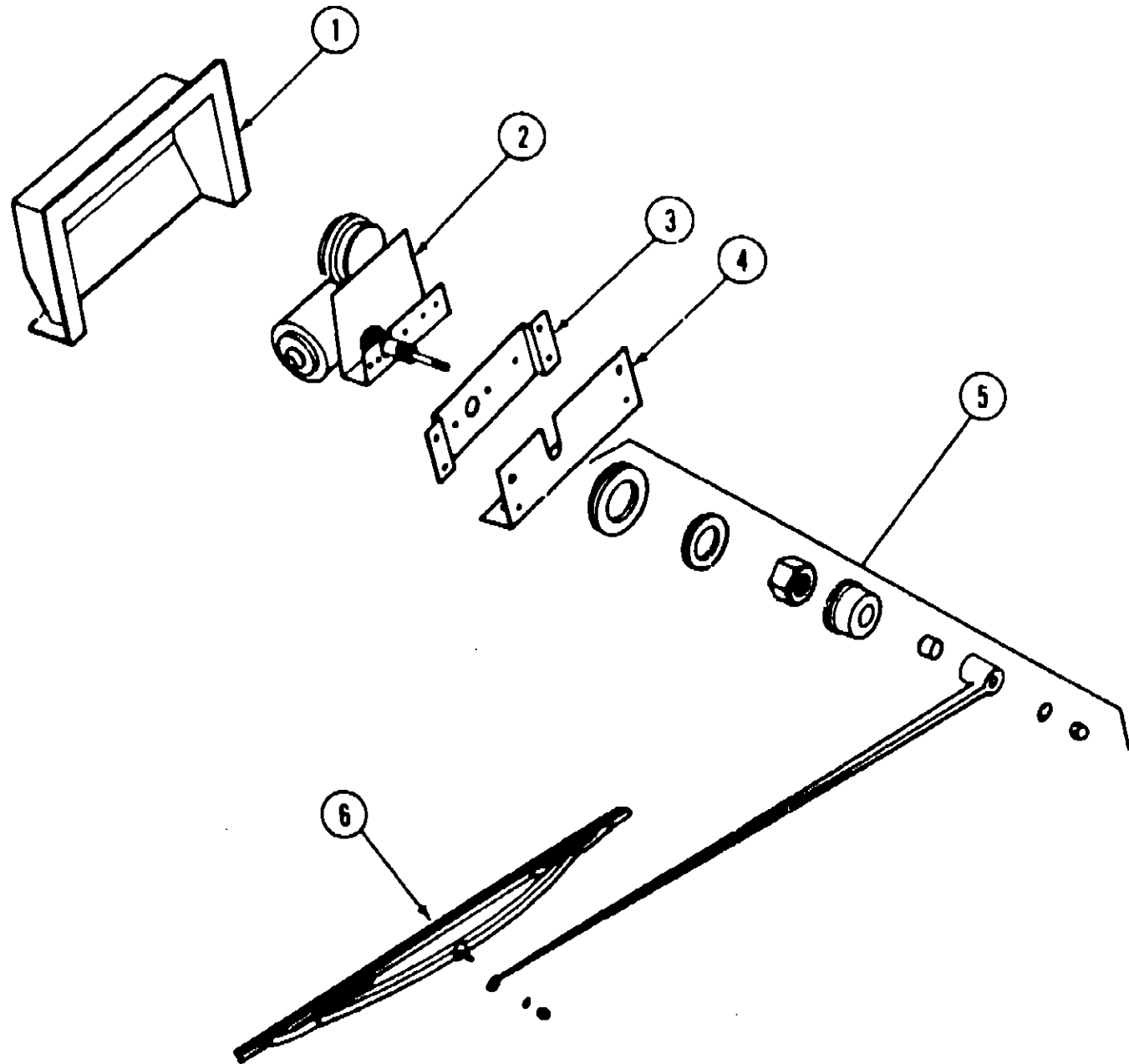
WCN28RU
WC/JN31RT
WC/JN36RQ

A-01 - D-13
D-15 - H-02
H-03 - K-16

1989 WC/JN31RT INDEX

Floor Plan	D-15 - D-16
Accessories Group	D-17 - D-22
Bath Group	D-23 - E-01
Chassis Group	E-02 - E-09
Curtain, Cushion & Pad Group	E-10 - E-22
Dinette Group	E-23 - E-24
Driver's Compartment Group	F-01 - F-06
Electrical Group	F-07 - F-11
Exterior Body Group	F-12 - F-19
Galley Group	F-20 - F-22
Heating & Air Conditioning Group	F-23 - F-24
Interior Finish Group	G-01 - G-02
LP Group	G-03
Lounge Group	G-04 - G-07
Water & Sewage Group	G-08 - G-11
Window, Vent & Exterior Door Group	G-12 - H-02

ACCESSORIES GROUP (CONTINUED)



REAR WIPER & WASHER (OPTION 59F)

Key	Part Number	U/M	Description
1	094079-01-01A	EA	Cover - Rear Wiper - Beige
2	085721-01-000	EA	Motor Asm. - Wiper - 98° Wipe
3	094081-01-000	EA	Bracket - Rear Wiper
4	094080-02-000	EA	Bracket Asm. - Rear Wiper
5	057653-02-000	EA	Arm - Windshield Wiper - 20"
6	049484-03-000	EA	Blade - Windshield Wiper - 20"
	056000-03-000	EA	Washer Asm. - Rear Window
	097372-01-01A	EA	Switch - SPST - On/Off
	097372-02-01A	EA	Switch - SPST - OFF/MOM (ON)
	092781-01-000	EA	Wire Asm. - Rear Wiper
	061803-01-000	EA	Grommet - Snap - 3/16" ID
	071015-21-000	EA	Grommet - .50" ID

ACCESSORIES GROUP (CONTINUED)

ELECTRIC STEP ASM. - DOUBLE

Key	Part Number	U/M	Description
	094707-01-01A	EA	Step Asm. - Electric - Double
	094707-01-700	EA	Control Unit
	088746-01-701	EA	Motor
	088746-01-702	EA	Gear
	088746-01-703	EA	Bearing
	091201-01-700	EA	Link Asm.
	088746-01-707	EA	Clevis Pin
	088746-01-708	EA	Hair Pin
	088746-01-705	EA	Under Step Light
	088746-01-706	EA	Switch - Kill
	094707-01-701	EA	Switch - Door
	094707-01-702	EA	Frame - Double Step

SPEED CONTROL W/SMART STICK

Key	Part Number	U/M	Description
	094369-01-000	EA	Speed Control - w/Smart Stick - Dana 11128B
	094369-01-700	EA	Servo & Cable Asm.
	094369-01-701	EA	Switch & Lever Asm.
	094369-01-702	EA	Regulator Asm. - Electronic
	094369-01-703	EA	Wiper Control Module
	094369-01-704	EA	Headlight Dimmer Module Asm.
	094369-01-705	EA	Vacuum Reservoir
	094369-01-706	EA	Servo
	094369-01-707	EA	Cover - Clip
†	094369-03-000	EA	Speed Control - w/Smart Stick - Dana 11129B
†	Parts used after 9/1/89		

**1989 WINNEBAGO
TABLE OF CONTENTS**

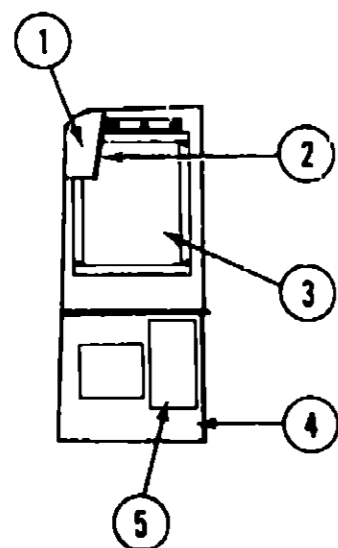
WCN28RU
WC/JN31RT
WC/JN36RO

A-01 - D-13
D-15 - H-02
H-03 - K-16

1989 WC/JN31RT INDEX

Floor Plan	D-15 - D-16
Accessories Group	D-17 - D-22
Bath Group	D-23 - E-01
Chassis Group	E-02 - E-09
Curtain, Cushion & Pad Group	E-10 - E-22
Dinette Group	E-23 - E-24
Driver's Compartment Group	F-01 - F-06
Electrical Group	F-07 - F-11
Exterior Body Group	F-12 - F-19
Galley Group	F-20 - F-22
Heating & Air Conditioning Group	F-23 - F-24
Interior Finish Group	G-01 - G-02
LP Group	G-03
Lounge Group	G-04 - G-07
Water & Sewage Group	G-08 - G-11
Window, Vent & Exterior Door Group	G-12 - H-02

BATH GROUP



BATH CABINETRY

Key	Part Number	U/M	Description
1	076073-01-000	EA	Cabinet - Medicine - Almond
	076073-01-700	EA	Lock Asm. - Medicine Cabinet
2	093446-06-Y15	EA	Door Asm. - Mirror - Medicine Cabinet - 29.4" x 15.4" - w/o Hardware
3	093446-03-Y15	EA	Mirror Asm. - Bath Wall
4	M92859-01-Y12	EA	Cabinet Asm. - Lavatory - w/o Countertop or Door
	092859-12-Y12	EA	Countertop Asm. - Lavatory Cabinet
5	M88304-F6-Y12	EA	Door Asm. - Lavatory Cabinet - 12" x 21.8" - w/o Hardware
	M03867-01-Y12	EA	Door Asm. - Bath - w/o Hardware
	094485-01-01A	EA	Door Knob - Bright Brass - Bath Door
	M92871-01-Y12	EA	Door Asm. - Bi-Fold - Bath - w/o Hardware
	093832-01-01A	EA	Door Knob - Bright Brass - Bi-Fold Door
	061604-01-000	EA	Slide Bolt - Antique Brass
	093184-01-01A	EA	Plate - Striker Door - Bath
	092870-01-000	EA	Catch - Bi-Fold Door
	092652-01-000	EA	Guide Wheel - Door - Top - Bi-Fold Door
	093212-01-01A	EA	Door Bolt - Mortise - Bi-Fold Door
	M88304-64-X11	EA	Door Asm. - Wardrobe Cabinet - 20" x 48" - w/o Hardware

BATH GROUP (CONTINUED)

BATH & WARDROBE HARDWARE

Key	Part Number	U/M	Description
	075240-05-000	EA	Faucet - Lavatory - Brass
	011056-03-000	EA	Faucet - Lavatory - Chrome (CSA)
	091253-01-000	EA	Gasket - Lavatory Faucet
	075242-03-000	EA	Faucet - Tub & Shower - Brass
	031558-01-000	EA	Faucet - Tub & Shower - Chrome (CSA)
	011048-02-000	EA	Shower Head - w/60" Hose
	011048-05-000	EA	Shower Head - w/60" Hose (CSA)
	092574-01-01A	EA	Door Asm. - Shower
	089366-01-000	EA	Sink Oval - Ivory Plastic
	M02630-10-Y12	EA	Shower Pan Asm.
	075606-01-000	EA	Panel - Shower Faucet
	009059-01-000	EA	Hinge - 1" - Brass
	009059-02-000	EA	Hinge - 2" - Brass
	059777-02-000	EA	Hinge - Cabinet Door - Brass
	009021-01-000	EA	Catch - Nylon - Grill
	009021-02-000	EA	Strike - Spring Steel
	092314-01-01A	EA	Shower Head - Guide - Brass
	066729-01-000	EA	Strainer - Shower Pan & Tub
	066436-01-000	EA	Slip Nut - 1.5" Tail Piece - Bathtub
	085278-01-000	EA	Tissue Holder - Recessed - Brass
	085278-02-000	EA	Tissue Holder - Recessed - CSA
	075680-01-000	EA	Clothes Rod - Adjustable
	075453-02-000	EA	Bar - Towel Rack
	009133-01-000	EA	Towel Bar - 12" Chrome (CSA)
	023449-01-000	EA	Bracket - Towel Bar - Chrome (CSA)
	075454-02-000	EA	Towel Ring - Brass
	033580-01-000	EA	Towel Ring - Plastic (CSA)
	058331-05-000	EA	Mirror - Tempered Glass - 12" x 26"
	058331-10-000	EA	Mirror - Tempered Glass - 14" x 17"
	083204-01-000	EA	Retaining Button - Glass
	064076-01-000	EA	Toilet - Ivory
	085330-04-000	EA	Toilet - Shorty - Bone China - w/Spray (Option 43E)
	081614-01-000	EA	Soap Dish - Brass - w/Plastic Cover
	090027-01-000	EA	Dish Soap - Chrome (CSA)
	071832-01-000	EA	Hamper Bag
	066433-01-000	EA	Hook - Cup - Bright
	009089-01-000	EA	Clip - Mirror
	077902-01-000	EA	Collar - Skylite - Inner Panel
	080910-01-000	EA	Skylite Panel - Outer
	081171-01-000	EA	Skylite Trim - Outer - Mill
	063641-01-000	EA	Flange - Closet - 4 x 3 (UL)
	063641-02-000	EA	Flange - Closet - 4 x 3 (CSA)
	092874-01-01A	EA	Corner Caddy - Right - Shower
	092874-02-01A	EA	Corner Caddy - Left - Shower
	042438-04-000	EA	Wood Dowel - Wardrobe Closet
	009112-01-000	EA	Flange - Wood - Closet

1989 WINNEBAGO TABLE OF CONTENTS

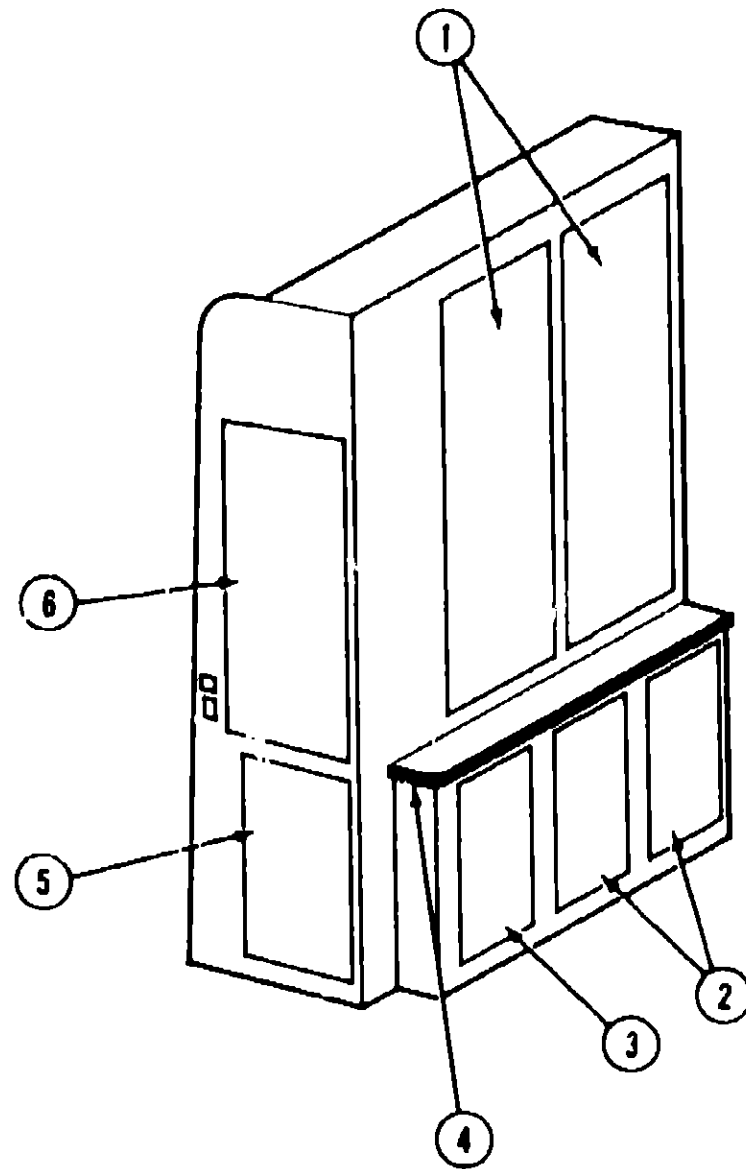
WCN28RU
WC/JN31RT
WC/JN36RQ

A-01 - D-13
D-15 - H-02
H-03 - K-16

1989 WC/JN31RT INDEX

Floor Plan	D-15 - D-18
Accessories Group	D-17 - D-22
Bath Group	D-23 - E-01
Chassis Group	E-02 - E-09
Curtain, Cushion & Pad Group	E-10 - E-22
Dinette Group	E-23 - E-24
Driver's Compartment Group	F-01 - F-08
Electrical Group	F-07 - F-11
Exterior Body Group	F-12 - F-19
Galley Group	F-20 - F-22
Heating & Air Conditioning Group	F-23 - F-24
Interior Finish Group	G-01 - G-02
LP Group	G-03
Lounge Group	G-04 - G-07
Water & Sewage Group	G-08 - G-11
Window, Vent & Exterior Door Group	G-12 - H-02

BATH GROUP (CONTINUED)



WARDROBE CABINETRY

Key	Part Number	U/M	Description
1	M88304-E7-Y12	EA	Door Asm. - 15.3" x 49.2" - w/o Hardware
2	M88304-64-X11	EA	Door Asm. - 20.6" x 48" - w/o Hardware
3	M88304-65-X11	EA	Door Asm. - 14.3" x 21.8" - w/o Hardware
4	M88304-52-X23	EA	Door Asm. - 14.3" x 21.8" - w/o Hardware
5	093196-11-Y12	EA	Countertop Asm. - Wardrobe
6	M88304-24-Y12	EA	Door Asm. - 12.8" x 17.7" - w/o Hardware

CHASSIS GROUP

MISCELLANEOUS

Key	Part Number	U/M	Description
	084066-01-000	EA	Airspring Bellows - Rear Axle (Chevrolet)
	088782-01-000	EA	Airspring Bellows - Rear Axle (John Deere)
	072359-01-000	EA	Bottle - Expansion Coolant
	065450-01-000	EA	Battery Tiedown - Plastic Coated (John Deere)
	083739-01-000	EA	Battery - 12V - Storage
	082401-01-000	EA	Clamp - Hose - Wormgear - .22 ID - 1" ID
	082401-02-000	EA	Clamp - Hose - Wormgear - 1.56 ID - 2.5" ID
	082401-03-000	EA	Clamp - Hose - Wormgear - .25 ID - 1" ID
	082401-04-000	EA	Clamp - Hose - Wormgear - .89" ID - 1.25" ID
	082401-05-000	EA	Clamp - Hose - Wormgear - 2" ID - 3" ID
	082401-06-000	EA	Clamp - Hose - Wormgear - .22" ID - .62" ID
	007125-06-000	EA	Clamp Asm. - Muffler - 2.25 Dia.
	007125-07-000	EA	Clamp Asm. - Muffler - 2.50 Dia.
	007125-08-000	EA	Clamp Asm. - Muffler - 3.00" Dia.
	007125-11-000	EA	Clamp Asm. - Muffler - 2.75" Dia.
	010497-01-000	EA	Clamp - Closed - 5/8 ID
	010497-03-000	EA	Clamp - Closed - 1" ID
	007131-01-000	EA	Hanger - Tailpipe
	007063-01-000	FT	Hose - Gas - 1/4" ID x 1/2 OD
	024138-01-000	FT	Hose - Fuel - 5/16 ID
	017516-01-000	EA	Mud Flap - Black
	094707-01-01A	EA	Step Asm. - Electric - Double
	087883-01-000	EA	Wheelwell - Plastic - Rear
	081918-02-000	EA	Exhaust Extension - 7"

1989 WINNEBAGO TABLE OF CONTENTS

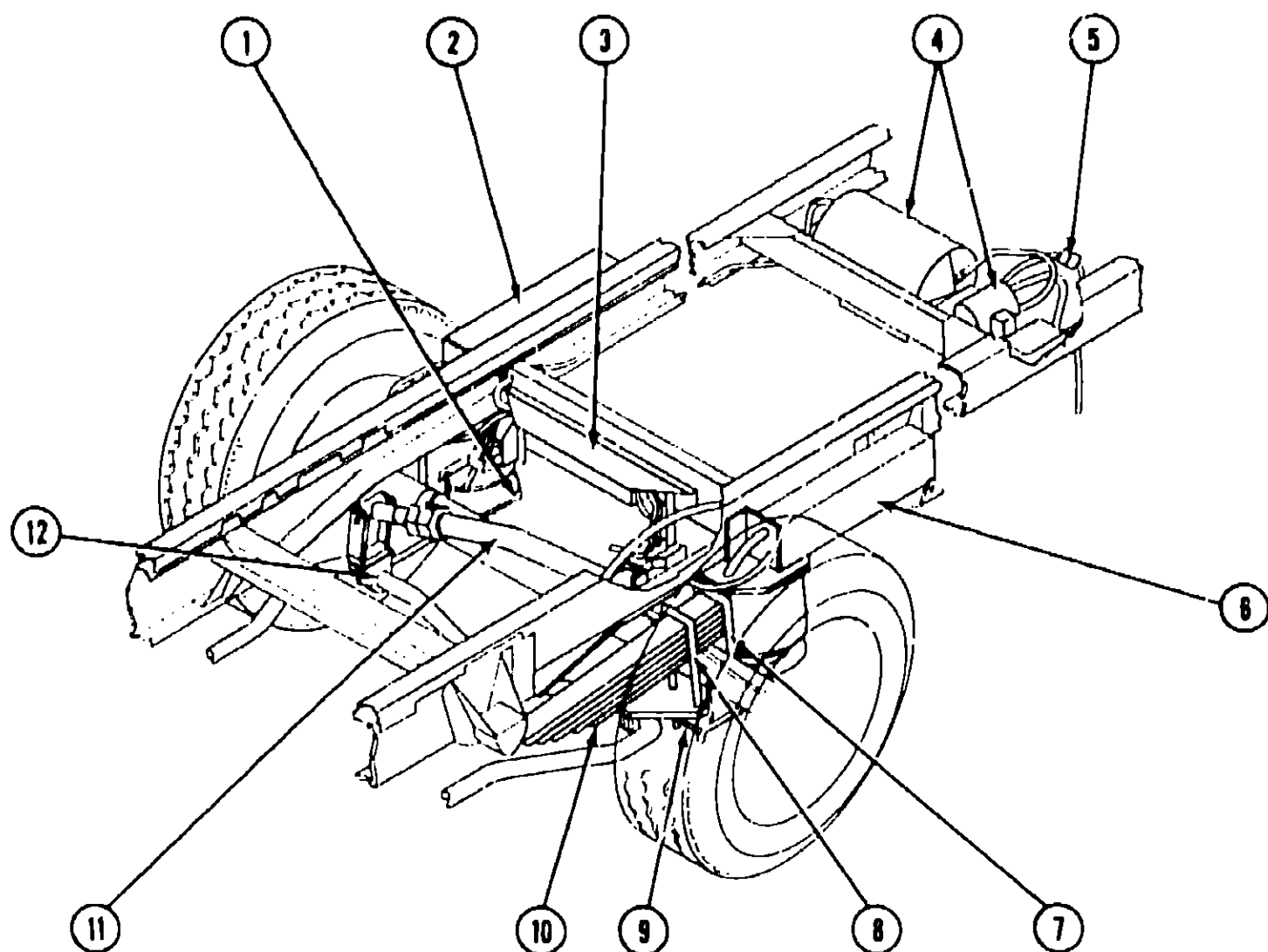
WCN28RU
WC/JN31RT
WC/JN36RO

A-01 - D-13
D-15 - H-02
H-03 - K-16

1989 WC/JN31RT INDEX

Floor Plan	D-15 - D-16
Accessories Group	D-17 - D-22
Bath Group	D-23 - E-01
Chassis Group	E-02 - E-09
Curtain, Cushion & Pad Group	E-10 - E-22
Dinette Group	E-23 - E-24
Driver's Compartment Group	F-01 - F-06
Electrical Group	F-07 - F-11
Exterior Body Group	F-12 - F-19
Galley Group	F-20 - F-22
Heating & Air Conditioning Group	F-23 - F-24
Interior Finish Group	G-01 - G-02
LP Group	G-03
Lounge Group	G-04 - G-07
Water & Sewage Group	G-08 - G-11
Window, Vent & Exterior Door Group	G-12 - H-02

CHASSIS GROUP (CONTINUED)



Key	Part Number	U/M	Description
1	090436-11-000	EA	Spring Mount - Lower Axle - Driver
2	090436-09-000	EA	Mount - Airspring Asm. - Upper Driver
3	090436-04-000	EA	Valve Asm. - Height - w/o Park & Level
3	090436-05-000	EA	Valve Asm. - Height - w/Park & Level
4	090436-07-000	EA	Compressor Asm. - w/Tank & Wiring
5	090436-08-000	EA	Control - Park Level w/Wiring
6	090436-08-000	EA	Mount - Airspring Asm. - Upper - Passenger
7	090436-13-000	EA	U-Bolt - Rearward Bent - 7/8"
8	090436-12-000	EA	U-Bolt - Straight - 7/8"
9	090436-10-000	EA	Spring Mount - Lower Axle - Passenger
10	090436-03-000	EA	Leaf Spring - Semi
11	090436-14-000	EA	Track Bar - w/Pivot Bolt & Brackets
12	091250-03-000	EA	Bushing - Sway Bar - 1.75"
	000D14-05-00B	EA	Hex Nut - 5/16 - #18
	000D34-06-00B	EA	Hex Nut - Locking - 3/8 - #16
	000E13-17-00B	EA	Washer - Flange - 3/8
	071374-03-000	EA	Fitting - Bulkhead - 1/4 x 1/4 MNPT
	007125-11-000	EA	Clamp Asm. - Muffler
	016379-02-000	EA	Strap - Hanger Extension
	081918-02-000	EA	Extension - Exhaust - 2.25 OD x 7
	085433-01-000	EA	Shield - Heat Exhaust
	095190-01-000	EA	Hanger - Exhaust
	016379-02-000	EA	Strap - Hanger Extension
	096199-01-000	EA	Exhaust Pipe - Driver
	096200-01-000	EA	Exhaust Pipe - Passenger
	096087-02-000	EA	Bracket Asm. - Strap - Exhaust Pipe
	091250-01-000	EA	Bushing - Sway Bar - 1.25 (Inboard)
	091250-02-000	EA	Bushing - Sway Bar - 1.25 (Outboard)

CHASSIS GROUP (CONTINUED)

AIR RIDE SUSPENSION (OPTION 64K)

1989 WINNEBAGO TABLE OF CONTENTS

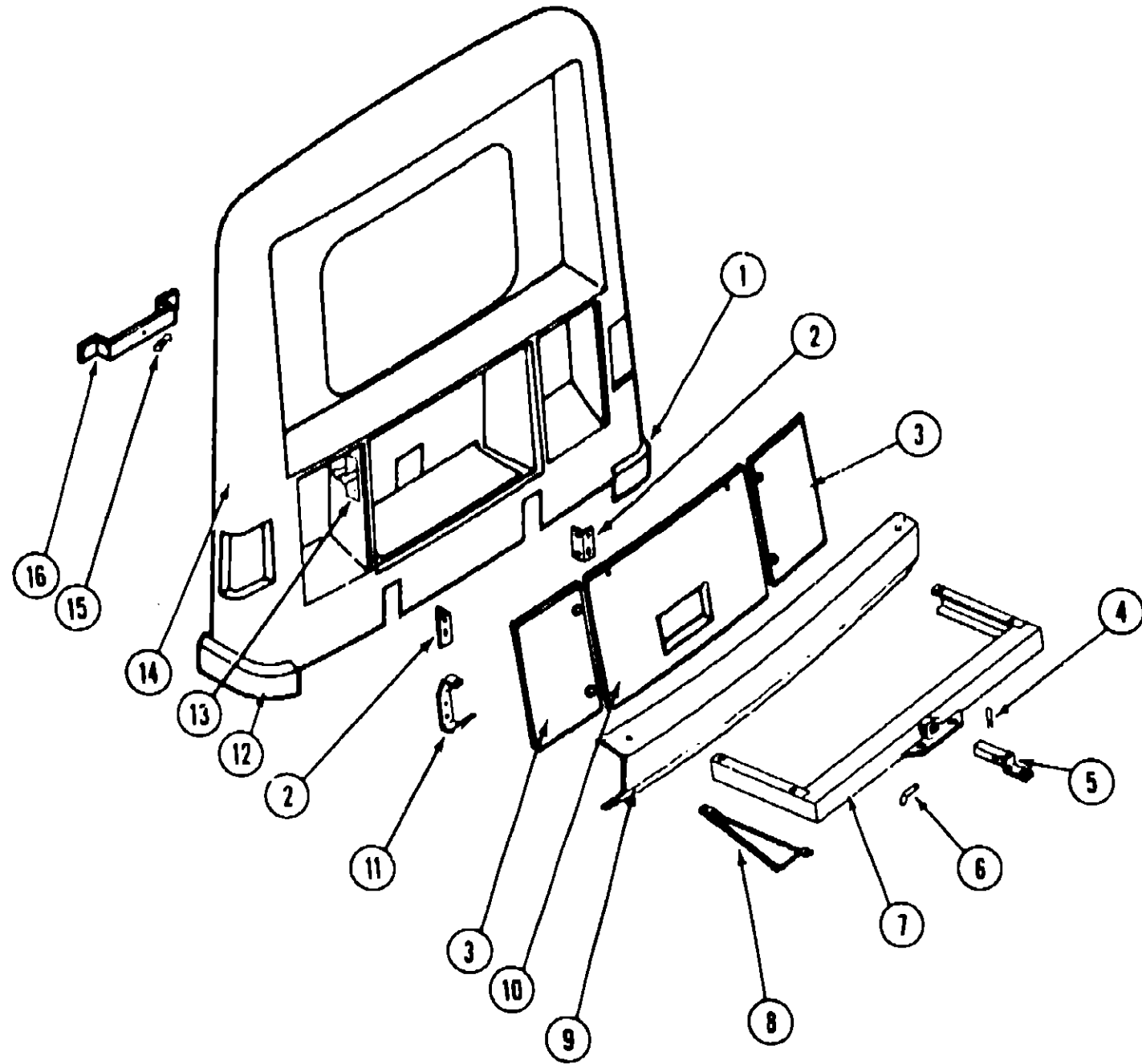
WCN28RU
WC/JN31RT
WC/JN36RQ

A-01 - D-13
D-15 - H-02
H-03 - K-18

1989 WC/JN31RT INDEX

Floor Plan	D-15 - D-16
Accessories Group	D-17 - D-22
Bath Group	D-23 - E-01
Chassis Group	E-02 - E-09
Curtain, Cushion & Pad Group	E-10 - E-22
Dinette Group	E-23 - E-24
Driver's Compartment Group	F-01 - F-06
Electrical Group	F-07 - F-11
Exterior Body Group	F-12 - F-19
Galley Group	F-20 - F-22
Heating & Air Conditioning Group	F-23 - F-24
Interior Finish Group	G-01 - G-02
LP Group	G-03
Lounge Group	G-04 - G-07
Water & Sewage Group	G-08 - G-11
Window, Vent & Exterior Door Group	G-12 - H-02

CHASSIS GROUP (CONTINUED)



Key	Part Number	U/M	Description
1	092250-01-01A	EA	End Cap - Rear Bumper - Passenger
2	078888-01-000	EA	Angle Support - Rear Bumper
3	092981-01-000	EA	Door Panel - Right or Left
4	034513-01-000	EA	Hitch Pin - 3/16" Wire
5	077813-01-000	EA	Drawbar Asm.
6	034512-01-000	EA	Locking Pin - Drawbar
7	077817-04-000	EA	Hitch Asm. - w/o Drawbar
8	093048-01-000	EA	Skid Plate Asm.
9	077851-08-000	EA	Rear Bumper - Chrome
	005200-01-000	EA	Bumper Bolt - 7/16" - 14 x 1 1/4
	000D39-07-00B	EA	Hex Nut - 7/16" - 14
10	092982-01-000	EA	Door Panel - Spare Tire
11	077855-01-000	EA	Bracket - Rear Bumper
12	092250-02-01A	EA	End Cap - Rear Bumper - Driver
13	092988-01-000	EA	Bracket - Hose Hanger
14	M03490-01-Y10	EA	Rear Cap Asm. - Beige (Chevrolet)
14	M03490-02-Y12	EA	Rear Cap Asm. - Beige (John Deere)
15	084081-01-000	EA	Wing Nut
16	077399-01-000	EA	Retainer - Spare Tire
	007324-04-000	EA	Tire - 8" x 19.5" - Michelin (Chevrolet)
	095012-01-000	EA	Extension - Valve Stem (Chevrolet)
	007324-03-000	EA	Tire - 8" x 19.5" - Michelin (John Deere)
	095012-02-000	EA	Extension - Valve Stem (John Deere)

CHASSIS GROUP (CONTINUED)

SPARE TIRE & TRAILER HITCH

**1989 WINNEBAGO
TABLE OF CONTENTS**

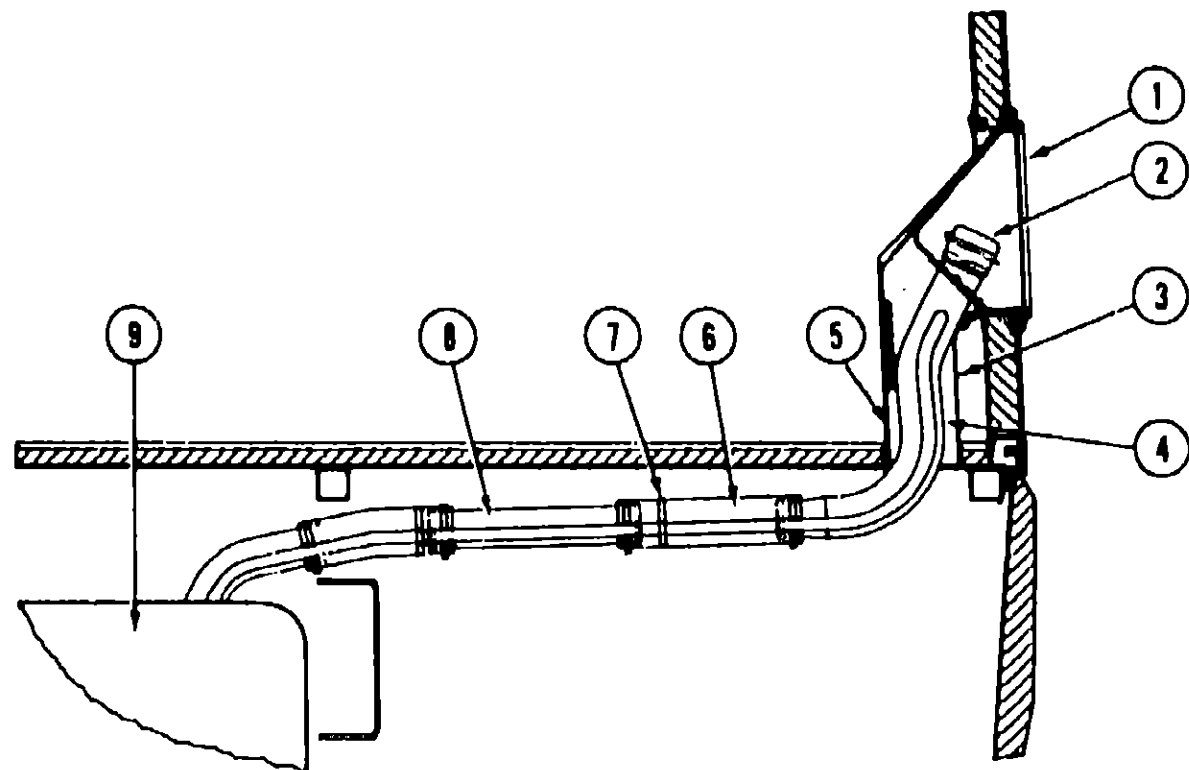
WCN29RU
WC/JN31RT
WC/JN36RO

A-01 - D-13
D-15 - H-02
H-03 - K-18

1989 WC/JN31RT INDEX

Floor Plan	D-15 - D-16
Accessories Group	D-17 - D-22
Bath Group	D-23 - E-01
Chassis Group	E-02 - E-09
Curtain, Cushion & Pad Group	E-10 - E-22
Dinette Group	E-23 - E-24
Driver's Compartment Group	F-01 - F-06
Electrical Group	F-07 - F-11
Exterior Body Group	F-12 - F-19
Galley Group	F-20 - F-22
Heating & Air Conditioning Group	F-23 - F-24
Interior Finish Group	G-01 - G-02
LP Group	G-03
Lounge Group	G-04 - G-07
Water & Sewage Group	G-08 - G-11
Window, Vent & Exterior Door Group	G-12 - H-02

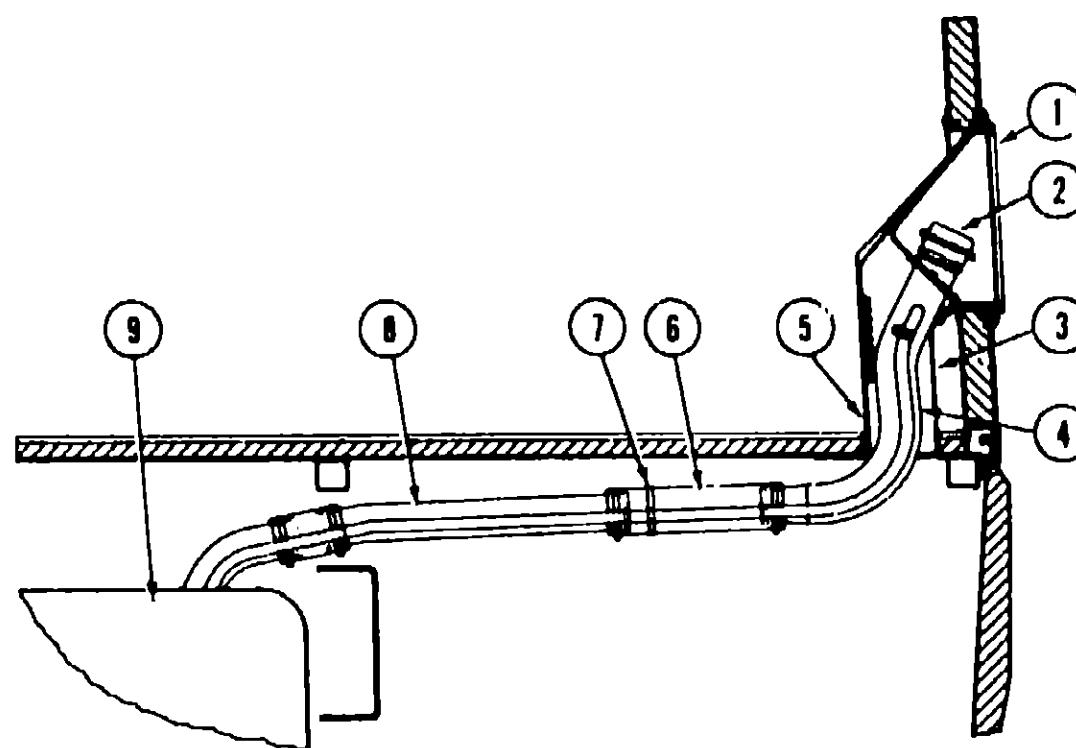
CHASSIS GROUP (CONTINUED)



FUEL SYSTEMS COMPONENTS (CHEVROLET)

Key	Part Number	U/M	Description
1	078010-04-000	EA	Door Asm. - Fuel Fill - Beige
2	073220-02-000	EA	Cap - Fuel Fill (Gas)
2	073220-03-000	EA	Cap - Fuel Fill (Diesel)
	078200-01-000	EA	Gasket - Fuel Fill
3	083578-01-000	EA	Boot - Fuel Fill
4	075227-01-000	EA	Neck Asm. - Upper Fuel Fill (Federal)
4	075227-03-000	EA	Neck Asm. - Upper Fuel Fill (California)
5	072447-04-000	EA	Shroud - Fuel Fill - Inside
6	081245-01-000	EA	Hose - Fuel Fill - Formed
	062401-05-000	EA	Clamp - Hose - Wormgear - 2" - 3" (Fuel Hose)
7	075229-01-000	EA	Strap Asm.
8	075228-01-000	EA	Neck Asm. - Fuel Fill - Lower
9	093721-01-000	EA	Tank - Fuel - 80 Gal.
	086486-02-000	EA	Strap Asm. - Fuel Tank
	088740-01-000	EA	Sending Unit
	086255-01-000	EA	Gasket - Sending Unit
	079611-01-000	EA	Valve Asm. - Vent - Fuel Tank
	066732-01-000	FT	Hose - Fuel - .62 ID (Vent Hose)
	062401-10-000	EA	Clamp - Hose - Wormgear - 1" - 2" (Vent Hose)
	007111-03-000	EA	Hose - Fuel - 1.75" - 3" (Tank To Neck)

CHASSIS GROUP (CONTINUED)



FUEL SYSTEMS COMPONENTS (JOHN DEERE)

Key	Part Number	U/M	Description
1	078010-04-000	EA	Door Asm. - Fuel Fill - Beige
2	095468-03-000	EA	Cap - Fuel Fill
	078200-01-000	EA	Gasket - Fuel Fill
3	083578-01-000	EA	Boot - Fuel Fill
4	087256-01-000	EA	Neck Asm. - Upper Fuel Fill
5	072447-04-000	EA	Shroud - Fuel Fill - Inside
6	081245-01-000	EA	Hose - Fuel Fill - Formed
	062401-05-000	EA	Clamp - Hose - Wormgear - 2" - 3" (Fuel Hose)
7	075229-01-000	EA	Strap Asm.
8	075228-01-000	EA	Neck - Fuel Fill - Lower
9	093721-02-000	EA	Tank - Fuel - 80 Gal.
	086484-01-000	EA	Strap Asm. - Fuel Tank
	093378-01-000	EA	Sending Unit
	086255-01-000	EA	Gasket - Sending Unit
	066732-01-000	FT	Hose - Fuel - .62 ID (Vent Hose)
	062401-10-000	EA	Clamp - Hose - Wormgear - 1" - 2" (Vent Hose)
	007111-03-000	EA	Hose - Fuel - 1.75" x 3' (Tank to Neck)
	079658-01-000	FT	Hose - Fuel - .50" ID

WCN28RU
WC/JN31RT
WC/JN36RO

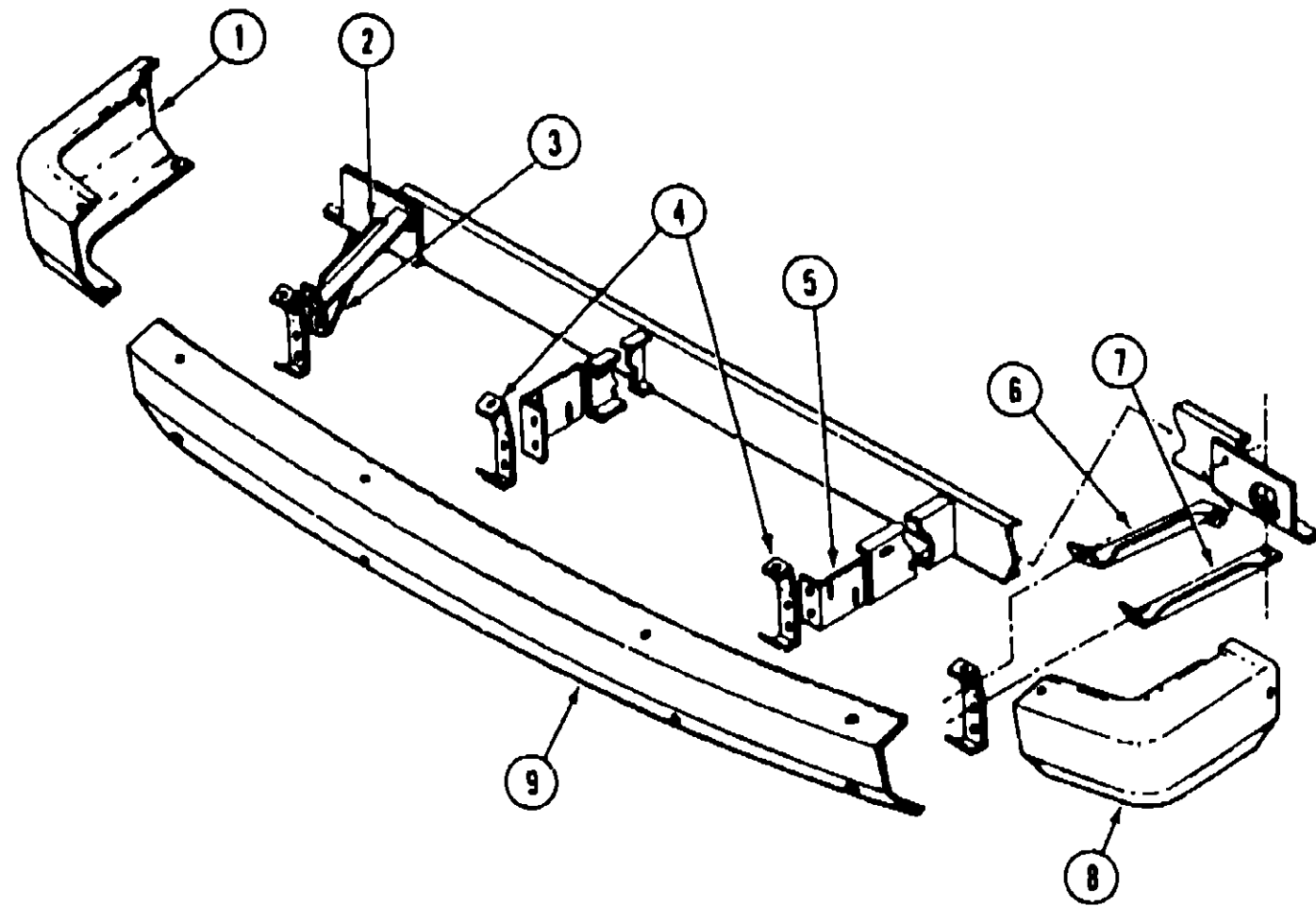
A-01 - D-13
D-15 - H-02
H-03 - K-16

**1989 WINNEBAGO
TABLE OF CONTENTS**

1989 WC/JN31RT INDEX

Floor Plan	D-15 - D-16
Accessories Group	D-17 - D-22
Bath Group	D-23 - E-01
Chassis Group	E-02 - E-09
Curtain, Cushion & Pad Group	E-10 - E-22
Dinette Group	E-23 - E-24
Driver's Compartment Group	F-01 - F-06
Electrical Group	F-07 - F-11
Exterior Body Group	F-12 - F-19
Galley Group	F-20 - F-22
Heating & Air Conditioning Group	F-23 - F-24
Interior Finish Group	G-01 - G-02
LP Group	G-03
Lounge Group	G-04 - G-07
Water & Sewage Group	G-08 - G-11
Window, Vent & Exterior Door Group	G-12 - H-02

CHASSIS GROUP (CONTINUED)



FRONT BUMPER

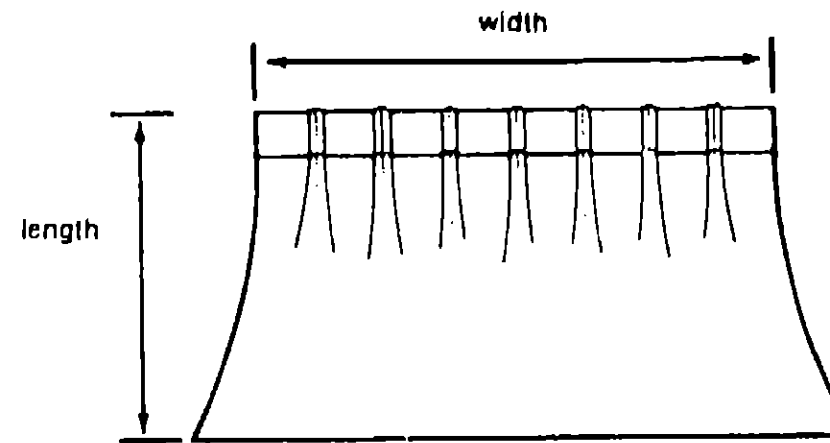
Key	Part Number	U/M	Description
1	091840-01-01A	EA	End Cap - Right - Front Bumper - Beige
2	092808-01-000	EA	Brace - Upper Right - Front Bumper
3	092809-01-000	EA	Brace - Lower Right - Front Bumper
4	077852-01-000	EA	Support Bracket To Bumper - Front Bumper
5	093514-01-000	EA	Support - Bracket To Frame - Front Bumper
6	092808-02-000	EA	Brace - Upper Left - Front Bumper
7	092809-02-000	EA	Brace - Lower Left - Front Bumper
8	091840-02-01A	EA	End Cap - Left - Front Bumper - Beige
9	091994-01-03A	EA	Bumper - Front - Chrome
	005200-01-000	EA	Carriage Bolt - Chrome - 7/16" - 14 x 1 1/4"
	000D39-07-00B	EA	Hex Nut - 7/16" - 14

CURTAIN, CUSHION & PAD GROUP

NOTICE

In order to assist our Part Sales Dept. in providing interior software items, please include the serial number and the color code number from the vehicle certification label when ordering. This label is located on the left sidewall at the end of the dash (A-Body), or on the driver's door latch plate (C-Body).

An example of a color code number is P31, which designates an overall color scheme of a particular unit. The color listed after the item description on the microfiche, indicates the overall unit color. Order the item you desire according to unit color code.



NOTE: Use this illustration when determining length and width measurements for curtains. You will note the width measurement is taken on the top of the curtain with the curtain fully extended. The length measurement is taken from top to bottom.

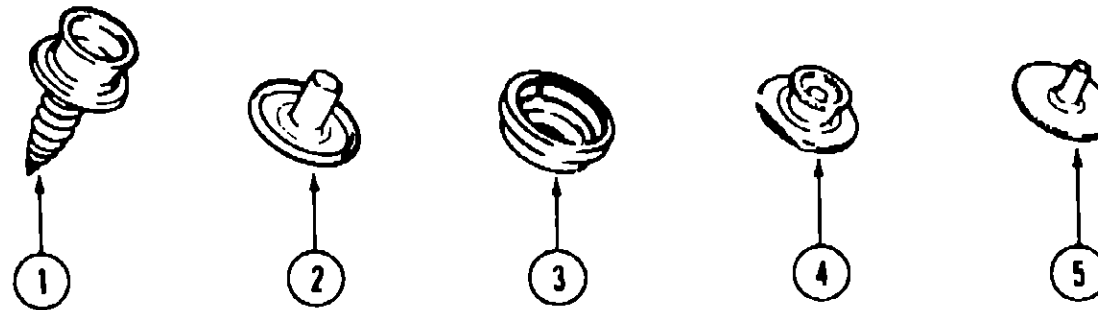
**1989 WINNEBAGO
TABLE OF CONTENTS**

WCN28RU
WC/JN31RT
WC/JN36RQ

A-01 - D-13
D-15 - H-02
H-03 - K-16

1989 WC/JN31RT INDEX

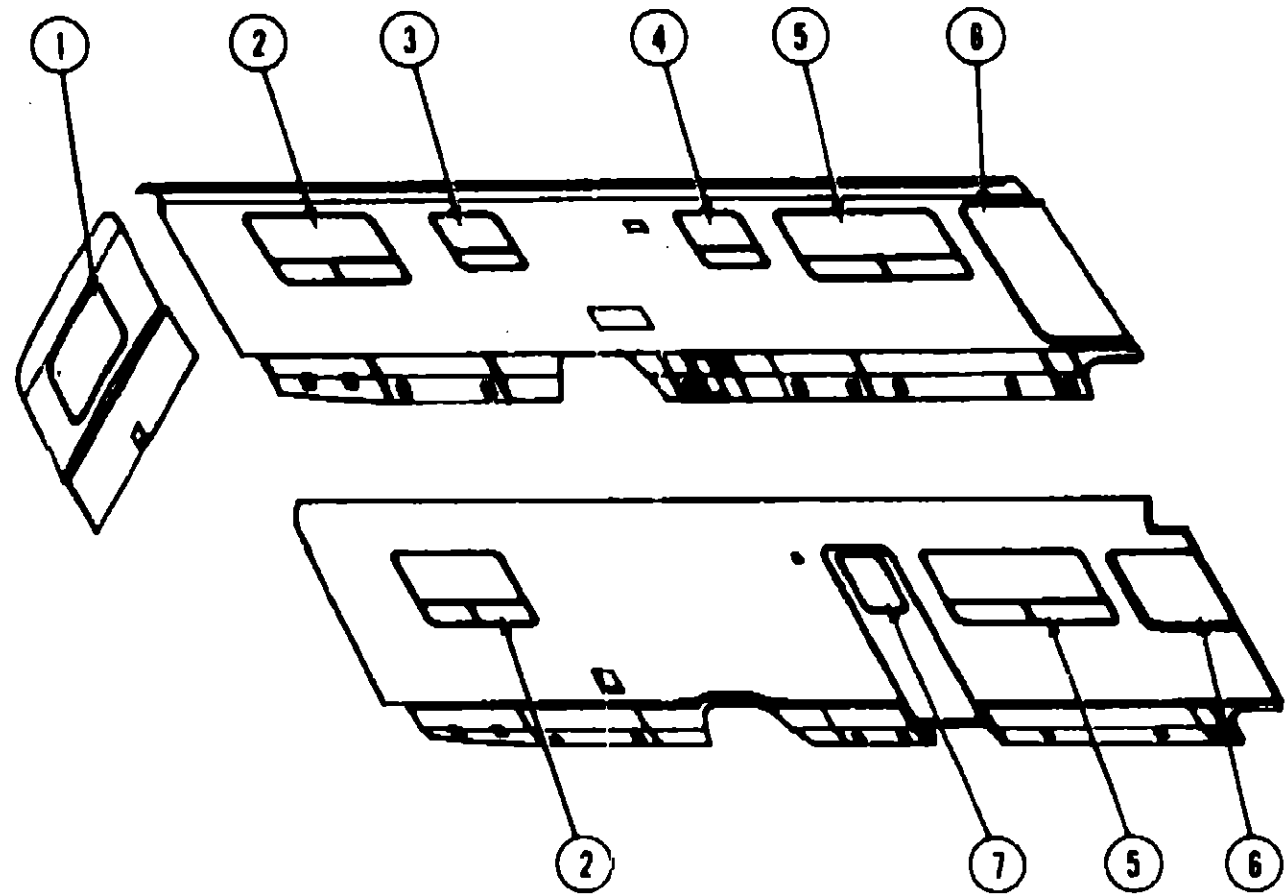
Floor Plan	D-15 - D-16
Accessories Group	D-17 - D-22
Bath Group	D-23 - E-01
Chassis Group	E-02 - E-09
Curtain, Cushion & Pad Group	E-10 - E-22
Dinette Group	E-23 - E-24
Driver's Compartment Group	F-01 - F-06
Electrical Group	F-07 - F-11
Exterior Body Group	F-12 - F-19
Galley Group	F-20 - F-22
Heating & Air Conditioning Group	F-23 - F-24
Interior Finish Group	G-01 - G-02
LP Group	G-03
Lounge Group	G-04 - G-07
Water & Sewage Group	G-08 - G-11
Window, Vent & Exterior Door Group	G-12 - H-02



Key	Part Number	U/M	Description
1	029130-01-000	EA	Socket - Snap Fastener
2	029155-01-000	EA	Cap - Snap - .156" Dia. x 17" Barrel
3	029156-01-000	EA	Socket - Snap Fastener
4	029092-01-000	EA	Stud - Nickel Finish
5	029093-01-000	EA	Eyelet - Nickel Finish

CURTAIN, CUSHION & PAD GROUP (CONTINUED)

CURTAIN, CUSHION & PAD GROUP (CONTINUED)



CURTAIN, SHADES, VALANCES & TIEBACKS

Key	Part Number	U/M	Description
1	089058-15-Y15	EA	Leg Asm. - w/Gathers - Right Side (Y12)
1	089058-15-Y13	EA	Leg Asm. - w/Gathers - Right Side (Y13)
1	089058-15-Y17	EA	Leg Asm. - w/Gathers - Right Side (Y14)
*1	089058-15-YA4	EA	Leg Asm. - w/Gathers - Right Side (Y14)
**1	089058-15-YB4	EA	Leg Asm. - w/Gathers - Right Side (Y14)
1	089058-16-Y15	EA	Leg Asm. - w/Gathers - Left Side (Y12)
1	089058-16-Y13	EA	Leg Asm. - w/Gathers - Left Side (Y13)
1	089058-16-Y17	EA	Leg Asm. - w/Gathers - Left Side (Y14)
*1	089058-16-YA4	EA	Leg Asm. - w/Gathers - Left Side (Y14)
**1	089058-16-YB4	EA	Leg Asm. - w/Gathers - Left Side (Y14)
1	093476-11-01A	EA	Blind - Pleated - 45.5" x 33" Drop (Y12)
1	093476-11-02A	EA	Blind - Pleated - 45.5" x 33" Drop (Y13)
1	093476-11-03A	EA	Blind - Pleated - 45.5" x 33" Drop (Y14)

CURTAINS, SHADES, VALANCES & TIEBACKS (CONT.)

Key	Part Number	U/M	Description
2	089058-13-Y15	EA	Leg Asm. - w/Gathers - Right Side (Y12)
2	089058-13-Y13	EA	Leg Asm. - w/Gathers - Right Side (Y13)
2	089058-13-Y17	EA	Leg Asm. - w/Gathers - Right Side (Y14)
*2	089058-13-YA4	EA	Leg Asm. - w/Gathers - Right Side (Y14)
**2	089058-13-YB4	EA	Leg Asm. - w/Gathers - Right Side (Y14)
2	089058-14-Y15	EA	Leg Asm. - w/Gathers - Left Side (Y12)
2	089058-14-Y13	EA	Leg Asm. - w/Gathers - Left Side (Y13)
2	089058-14-Y17	EA	Leg Asm. - w/Gathers - Left Side (Y14)
*2	089058-14-YA4	EA	Leg Asm. - w/Gathers - Left Side (Y14)
**2	089058-14-YB4	EA	Leg Asm. - w/Gathers - Left Side (Y14)
2	093453-24-Y12	EA	Valance Asm. - w/Gathers (Y12) (Option 44N)
2	093453-24-Y13	EA	Valance Asm. - w/Gathers (Y13) (Option 44N)
2	093453-24-Y14	EA	Valance Asm. - w/Gathers (Y14) (Option 44N)
2	093453-24-YA4	EA	Valance Asm. - w/Gathers (Y14) (Option 44N)
2	093453-24-YB4	EA	Valance Asm. - w/Gathers (Y14) (Option 44N)
2	093476-08-01A	EA	Blind - Pleated - 38.5" x 34" Drop (Y12)
2	093476-08-02A	EA	Blind - Pleated - 38.5" x 34" Drop (Y13)
2	093476-08-03A	EA	Blind - Pleated - 38.5" x 34" Drop (Y14)
3	093476-08-01A	EA	Blind - Pleated - 28" x 27" Drop (Y12)
3	093476-08-02A	EA	Blind - Pleated - 28" x 27" Drop (Y13)
3	093476-08-03A	EA	Blind - Pleated - 28" x 27" Drop (Y14)
3	073304-53-Y12	EA	Curtain Asm. - w/Snap Top - 28" x 10" (Y12)
3	073304-53-Y13	EA	Curtain Asm. - w/Snap Top - 28" x 10" (Y13)
3	073304-53-Y14	EA	Curtain Asm. - w/Snap Top - 28" x 10" (Y14)
*3	073304-53-YA4	EA	Curtain Asm. - w/Snap Top - 28" x 10" (Y14)
**3	073304-53-YB4	EA	Curtain Asm. - w/Snap Top - 28" x 10" (Y14)
4	093476-16-01A	EA	Blind - Pleated - 28" x 25.5" Drop (Y12)
4	093476-16-02A	EA	Blind - Pleated - 28" x 25.5" Drop (Y13)
4	093476-16-03A	EA	Blind - Pleated - 28" x 25.5" Drop (Y14)
5	089058-09-Y15	EA	Leg Asm. - w/Gathers - Right Side (Y12)
5	089058-09-Y16	EA	Leg Asm. - w/Gathers - Right Side (Y13)
5	089058-09-Y17	EA	Leg Asm. - w/Gathers - Right Side (Y14)
*5	089058-09-YA4	EA	Leg Asm. - w/Gathers - Right Side (Y14)
**5	089058-09-YB4	EA	Leg Asm. - w/Gathers - Right Side (Y14)
5	089058-10-Y15	EA	Leg Asm. - w/Gathers - Left Side (Y12)
5	089058-10-Y16	EA	Leg Asm. - w/Gathers - Left Side (Y13)
5	089058-10-Y17	EA	Leg Asm. - w/Gathers - Left Side (Y14)
*5	089058-10-YA4	EA	Leg Asm. - w/Gathers - Left Side (Y14)
**5	089058-10-YB4	EA	Leg Asm. - w/Gathers - Left Side (Y14)
5	093476-09-01A	EA	Blind - Pleated - 57.5" x 32" Drop (Y12)
5	093476-09-02A	EA	Blind - Pleated - 57.5" x 32" Drop (Y13)
5	093476-09-03A	EA	Blind - Pleated - 57.5" x 32" Drop (Y14)
6	093452-01-Y15	EA	Curtain Asm. - w/Snap Top - 48" x 50" - Blackout - Passenger (Y12)
6	093452-01-Y31	EA	Curtain Asm. - w/Snap Top - 48" x 50" - Blackout - Passenger (Y13)
6	093452-01-Y21	EA	Curtain Asm. - w/Snap Top - 48" x 50" - Blackout - Passenger (Y14)
*6	093452-01-YA4	EA	Curtain Asm. - w/Snap Top - 48" x 50" - Blackout - Passenger (Y14)
**6	093452-01-YB4	EA	Curtain Asm. - w/Snap Top - 48" x 50" - Blackout - Passenger (Y14)
6	093452-02-Y15	EA	Curtain Asm. - w/Snap Top - 48" x 50" - Blackout - Driver (Y12)
6	093452-02-Y31	EA	Curtain Asm. - w/Snap Top - 48" x 50" - Blackout - Driver (Y13)
6	093452-02-Y21	EA	Curtain Asm. - w/Snap Top - 48" x 50" - Blackout - Driver (Y14)
*6	093452-02-YA4	EA	Curtain Asm. - w/Snap Top - 48" x 50" - Blackout - Driver (Y14)
**6	093452-02-YB4	EA	Curtain Asm. - w/Snap Top - 48" x 50" - Blackout - Driver (Y14)
6	073304-60-Y12	EA	Curtain Asm. - w/Lining - 34" x 82" - Front Wraparound (Y12)
6	073304-60-Y13	EA	Curtain Asm. - w/Lining - 34" x 82" - Front Wraparound (Y13)
6	073304-60-Y14	EA	Curtain Asm. - w/Lining - 34" x 82" - Front Wraparound (Y14)
*6	073304-60-YA4	EA	Curtain Asm. - w/Lining - 34" x 82" - Front Wraparound (Y14)
**6	073304-60-YB4	EA	Curtain Asm. - w/Lining - 34" x 82" - Front Wraparound (Y14)

* Parts used from 9/19/88 - 10/19/88.
 ** Parts used after 10/20/88.

**1989 WINNEBAGO
TABLE OF CONTENTS**

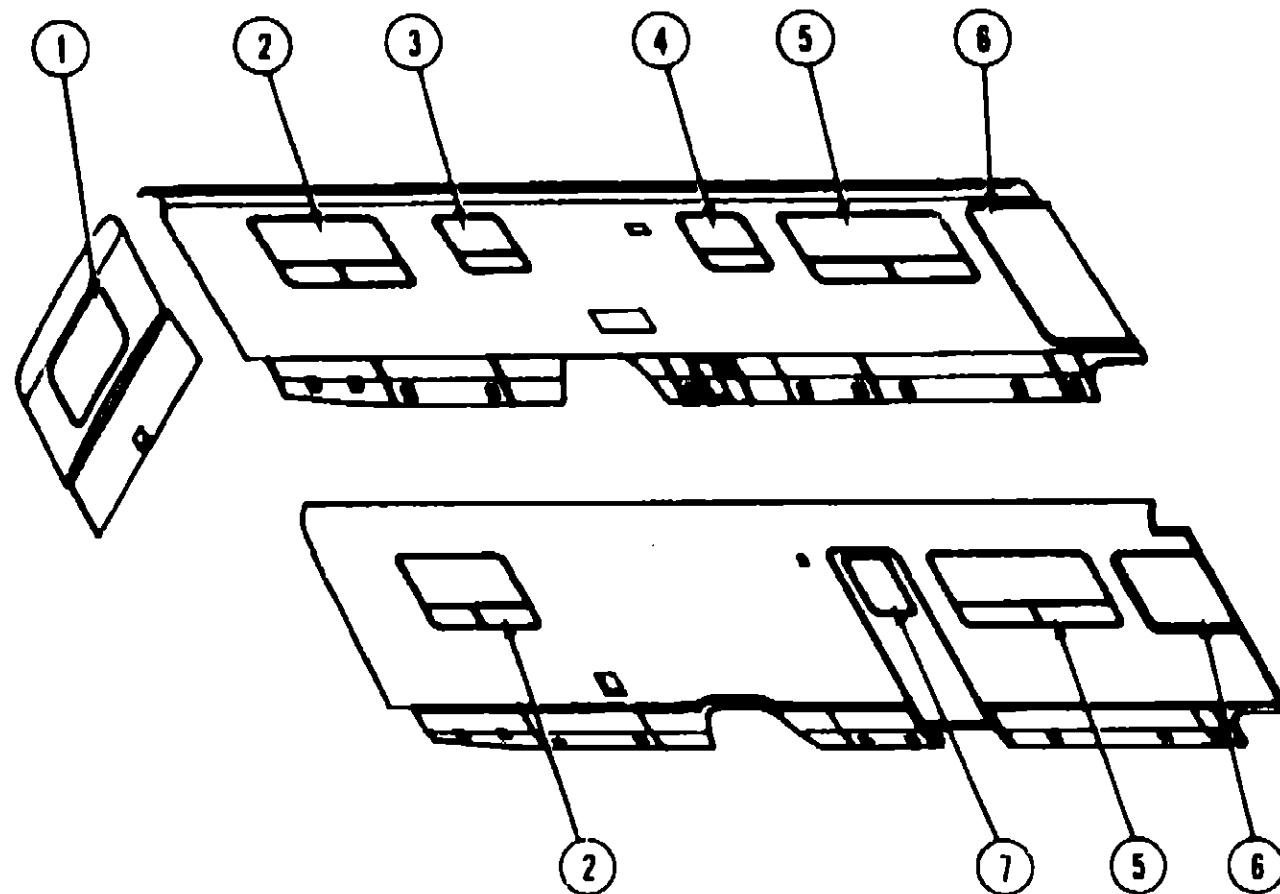
WCN28RU
WC/JN31RT
WC/JN36RQ

A-01 - D-13
D-15 - H-02
H-03 - K-18

1989 WC/JN31RT INDEX

Floor Plan	D-15 - D-16
Accessories Group	D-17 - D-22
Bath Group	D-23 - E-01
Chassis Group	E-02 - E-09
Curtain, Cushion & Pad Group	E-10 - E-22
Dinette Group	E-23 - E-24
Driver's Compartment Group	F-01 - F-08
Electrical Group	F-07 - F-11
Exterior Body Group	F-12 - F-19
Galley Group	F-20 - F-22
Heating & Air Conditioning Group	F-23 - F-24
Interior Finish Group	G-01 - G-02
LP Group	G-03
Lounge Group	G-04 - G-07
Water & Sewage Group	G-08 - G-11
Window, Vent & Exterior Door Group	G-12 - H-02

CURTAIN, CUSHION & PAD GROUP (CONTINUED)



CURTAIN & TIEBACK FOR THE FRONT BUNK (OPTION 61H)

Key	Part Number	U/M	Description
6	077591-09-Y12	EA	Curtain Asm. - w/Velcro Top - 60" x 47.5" - Right (Y12)
6	077591-09-Y13	EA	Curtain Asm. - w/Velcro Top - 60" x 47.5" - Right (Y13)
6	077591-09-Y14	EA	Curtain Asm. - w/Velcro Top - 60" x 47.5" - Right (Y14)
*6	077591-09-YA4	EA	Curtain Asm. - w/Velcro Top - 60" x 47.5" - Right (Y14)
**6	077591-09-YB4	EA	Curtain Asm. - w/Velcro Top - 60" x 47.5" - Right (Y14)
6	077591-10-Y12	EA	Curtain Asm. - w/Velcro Top - 60" x 47.5" - Left (Y12)
6	077591-10-Y13	EA	Curtain Asm. - w/Velcro Top - 60" x 47.5" - Left (Y13)
6	077591-10-Y14	EA	Curtain Asm. - w/Velcro Top - 60" x 47.5" - Left (Y14)
*6	077591-10-YA4	EA	Curtain Asm. - w/Velcro Top - 60" x 47.5" - Left (Y14)
**6	077591-10-YB4	EA	Curtain Asm. - w/Velcro Top - 60" x 47.5" - Left (Y14)
6	073304-58-Y12	EA	Curtain Asm. - w/Lining - 36" x 37" - Front Wraparound (Y12)
6	073304-58-Y13	EA	Curtain Asm. - w/Lining - 36" x 37" - Front Wraparound (Y13)
6	073304-58-Y14	EA	Curtain Asm. - w/Lining - 36" x 37" - Front Wraparound (Y14)
*6	073304-58-YA4	EA	Curtain Asm. - w/Lining - 36" x 37" - Front Wraparound (Y14)
**6	073304-58-YB4	EA	Curtain Asm. - w/Lining - 36" x 37" - Front Wraparound (Y14)
6	073304-59-Y12	EA	Curtain Asm. - w/Lining - 36" x 125" - Front Wraparound (Y12)
6	073304-59-Y13	EA	Curtain Asm. - w/Lining - 36" x 125" - Front Wraparound (Y13)
6	073304-59-Y14	EA	Curtain Asm. - w/Lining - 36" x 125" - Front Wraparound (Y14)
*6	073304-59-YA4	EA	Curtain Asm. - w/Lining - 36" x 125" - Front Wraparound (Y14)
**6	073304-59-YB4	EA	Curtain Asm. - w/Lining - 36" x 125" - Front Wraparound (Y14)
	073260-26-Y03	EA	Tieback Asm. - 3" x 16" (Y12)
	073260-26-Y13	EA	Tieback Asm. - 3" x 16" (Y13)
	073260-26-Y14	EA	Tieback Asm. - 3" x 16" (Y14)
*	073260-26-YA4	EA	Tieback Asm. - 3" x 16" (Y14)
**	073260-26-YB4	EA	Tieback Asm. - 3" x 16" (Y14)
	073260-28-Y12	EA	Tieback Asm. - 3" x 23" (Y12)
	073260-28-Y13	EA	Tieback Asm. - 3" x 23" (Y13)
	073260-28-Y14	EA	Tieback Asm. - 3" x 23" (Y14)
*	073260-28-YA4	EA	Tieback Asm. - 3" x 23" (Y14)
**	073260-28-YB4	EA	Tieback Asm. - 3" x 23" (Y14)

CURTAIN, CUSHION & PAD GROUP (CONTINUED)

CURTAINS, SHADES, VALANCES & TIEBACKS (CONT.)

Key	Part Number	U/M	Description
7	093455-11-Y07	EA	Shade Asm. - Pull - 24.25" (Y12)
7	093455-13-Y19	EA	Shade Asm. - Pull - 24.25" (Y13)
7	093455-13-Y09	EA	Shade Asm. - Pull - 24.25" (Y14)
	073260-23-Y23	EA	Tieback Asm. - 3" x 18" (Y12)
	073260-23-Y18	EA	Tieback Asm. - 3" x 18" (Y13)
	073260-23-W05	EA	Tieback Asm. - 3" x 18" (Y14)
*	073260-23-YA4	EA	Tieback Asm. - 3" x 18" (Y14)
**	073260-23-YB4	EA	Tieback Asm. - 3" x 18" (Y14)
	057534-01-000	EA	Tieback Asm. - 6" - Clear Plastic
	057534-08-000	EA	Tieback Asm. - 16" - Clear Plastic
*	Parts used from 9/19/88 - 10/19/88.		
**	Parts used after 10/20/88.		

CURTAIN & BLIND HARDWARE

Key	Part Number	U/M	Description
	029094-04-000	EA	Tape - Loop - 1" Wide - Black
	029096-03-000	EA	Tape - Hook - 1" Wide - Black
	048394-02-000	EA	Tape - Hook - .75" Wide - Beige
	048395-02-000	EA	Tape - Loop - .75" Wide - Beige
	088792-01-000	EA	Tape - Hook - 5/8" - Non-Adhesive
	088792-02-000	EA	Tape - Loop - .75" - Adhesive - Beige
	056003-01-000	EA	Bracket - Drapery Retainer - Right
	056003-02-000	EA	Bracket - Drapery Retainer - Left
	081381-01-000	EA	Swivel Snap - Curtain Track
	094396-01-000	EA	Track - Curtain - Front Wraparound (Option 61H)
	079946-08-000	EA	Track - Curtain - Front Wraparound (Option 61H)
	091904-01-000	EA	Track - Curtain - Front Wraparound - Beige
	075943-01-000	EA	Brace - Beige
	082139-01-000	EA	Bracket - Hold Down - Blinds
	084434-01-000	EA	Bracket - Roller Shade - 1.37"
	087253-01-000	EA	Pull - Window Shade - Clear Plastic
	089916-01-000	EA	Window - Trim
	066276-01-000	EA	Tape - Double Sided - .5"
	091313-01-000	EA	Grommel - Headrest
	052859-01-W30	EA	Trim Asm. - Accent - Vinyl Welting
	089916-01-000	EA	Trim - Window
	067052-02-000	EA	Knobs - Operator - Window - Beige
	090025-01-000	EA	Extension - Window Control
	094297-05-000	EA	Hardware - Lift Cord - Pleated Blind
	094900-02-000	EA	Hardware - Stop Ball - White - Pleated Blind
	094900-03-000	EA	Hardware - #4 Nylon Washer - Pleated Blind
	094907-01-000	EA	Hardware - End Cap - Pleated Blind

WCN28RU
WC/JN31RT
WC/JN38RQ

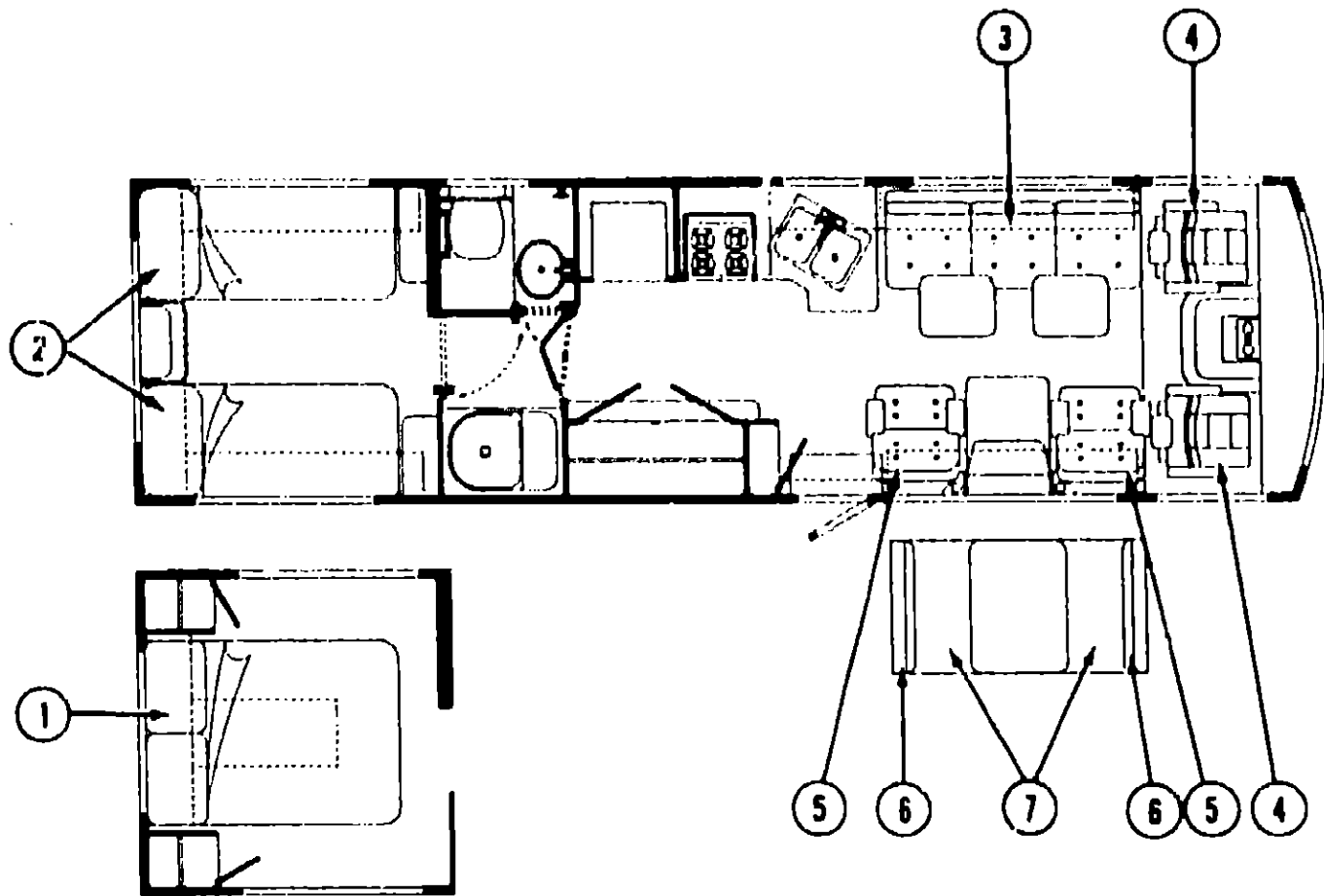
**1989 WINNEBAGO
TABLE OF CONTENTS**

A-01 - D-13
D-15 - H-02
H-03 - K-16

1989 WC/JN31RT INDEX

Floor Plan	D-15 - D-16
Accessories Group	D-17 - D-22
Bath Group	D-23 - E-01
Chassis Group	E-02 - E-09
Curtain, Cushion & Pad Group	E-10 - E-22
Dinette Group	E-23 - E-24
Driver's Compartment Group	F-01 - F-06
Electrical Group	F-07 - F-11
Exterior Body Group	F-12 - F-19
Galley Group	F-20 - F-22
Heating & Air Conditioning Group	F-23 - F-24
Interior Finish Group	G-01 - G-02
LP Group	G-03
Lounge Group	G-04 - G-07
Water & Sewage Group	G-08 - G-11
Window, Vent & Exterior Door Group	G-12 - H-02

CURTAIN, CUSHION & PAD GROUP (CONTINUED)



QUEEN BED (OPTION 44N)

Key	Part Number	U/M	Description
1	077478-05-000	EA	Mattress - Innerspring - 60" x 75"
	092371-03-Y12	EA	Bedspread w/Dust Ruffle - 60" x 75" (Y12)
	092371-03-Y13	EA	Bedspread w/Dust Ruffle - 60" x 75" (Y13)
	092371-03-Y14	EA	Bedspread w/Dust Ruffle - 60" x 75" (Y14)
	081997-02-Y15	EA	Pillow Sham w/Ruffle - 30" x 26" (Y12)
	081997-02-Y16	EA	Pillow Sham w/Ruffle - 30" x 26" (Y13)
	081997-02-Y17	EA	Pillow Sham w/Ruffle - 30" x 26" (Y14)
	088273-29-000	YD	Fabric - Bedspread (Y12)
	088273-22-000	YD	Fabric - Bedspread (Y13)
	088273-23-000	YD	Fabric - Bedspread (Y14)

TWIN BED

Key	Part Number	U/M	Description
2	077478-04-000	EA	Mattress - Innerspring - 33" x 75"
	083986-14-Y15	EA	Bedspread Asm. - 33" x 75" - Right (Y12)
	083986-14-Y16	EA	Bedspread Asm. - 33" x 75" - Right (Y13)
	083986-14-Y17	EA	Bedspread Asm. - 33" x 75" - Right (Y14)
	083986-15-Y15	EA	Bedspread Asm. - 33" x 75" - Left (Y12)
	083986-15-Y16	EA	Bedspread Asm. - 33" x 75" - Left (Y13)
	083986-15-Y17	EA	Bedspread Asm. - 33" x 75" - Left (Y14)
	081997-03-Y15	EA	Pillow Sham - Quilted (Y12)
	081997-03-Y06	EA	Pillow Sham - Quilted (Y13)
	081997-03-Y09	EA	Pillow Sham - Quilted (Y14)

CURTAIN, CUSHION & PAD GROUP (CONTINUED)

TEARDROP SOFA

Key	Part Number	U/M	Description
3	085355-03-Y15	EA	Couch Asm. - Teardrop - w/Skirt (Y12)
3	085355-03-Y16	EA	Couch Asm. - Teardrop - w/Skirt (Y13)
3	085355-03-Y17	EA	Couch Asm. - Teardrop - w/Skirt (Y14)
	M85355-03-Y15	EA	Cover Asm. - Couch (Y12)
	M85355-03-Y16	EA	Cover Asm. - Couch (Y13)
	M85355-03-Y17	EA	Cover Asm. - Couch (Y14)
	086545-02-Y15	EA	Cushion Asm. - Teardrop Pillow (3 required) (Y12)
	086545-02-Y16	EA	Cushion Asm. - Teardrop Pillow (3 required) (Y13)
	086545-02-Y17	EA	Cushion Asm. - Teardrop Pillow (3 required) (Y14)
	M86545-02-Y15	EA	Cover Asm. - Cushion (Y12)
	M86545-02-Y16	EA	Cover Asm. - Cushion (Y13)
	M86545-02-Y17	EA	Cover Asm. - Cushion (Y14)
	086546-01-Y12	EA	Removable Arms - Teardrop Bed (2 required)
	086546-01-Y13	EA	Removable Arms - Teardrop Bed (2 required)
	086546-01-Y14	EA	Removable Arms - Teardrop Bed (2 required)
	M86546-01-Y12	EA	Cover Asm. - Removable Arm
	M86546-01-Y13	EA	Cover Asm. - Removable Arm
	M86546-01-Y14	EA	Cover Asm. - Removable Arm
	077044-90-000	EA	Oak Trim - Teardrop Bed
	079388-01-000	EA	Frame Asm. - Teardrop Bed
	079388-02-000	EA	Hardware Kit
	088274-52-000	YD	Fabric - Sofa Bed (Y12)
	088274-76-000	YD	Fabric - Sofa Bed (Y13)
	088274-77-000	YD	Fabric - Sofa Bed (Y14)

GRANDUER BUCKET SEATS

Key	Part Number	U/M	Description
4	093461-01-Y15	EA	Seat Asm. - Granduer Bucket - w/o Skirt (Y12)
4	093461-01-Y16	EA	Seat Asm. - Granduer Bucket - w/o Skirt (Y13)
4	093461-01-Y17	EA	Seat Asm. - Granduer Bucket - w/o Skirt (Y14)
	M03445-11-Y15	EA	Cover Asm. - Bucket - Seat (Y12)
	M03445-11-Y16	EA	Cover Asm. - Bucket - Seat (Y13)
	M03445-11-Y17	EA	Cover Asm. - Bucket - Seat (Y14)
	M03445-12-Y15	EA	Cover Asm. - Bucket - Back (Y12)
	M03445-12-Y16	EA	Cover Asm. - Bucket - Back (Y13)
	M03445-12-Y17	EA	Cover Asm. - Bucket - Back (Y14)
	071126-24-Y15	EA	Skirt Asm. - Bucket Seat (Y12)
	071126-24-Y16	EA	Skirt Asm. - Bucket Seat (Y13)
	071126-24-Y25	EA	Skirt Asm. - Bucket Seat (Y14)
	071126-26-Y12	EA	Skirt Asm. - Bucket Seat
	071126-26-Y13	EA	Skirt Asm. - Bucket Seat
	071126-26-Y14	EA	Skirt Asm. - Bucket Seat
	080243-34-Y15	EA	Armrest Asm. - Right (Y12)
	080243-34-Y16	EA	Armrest Asm. - Right (Y13)
	080243-34-Y17	EA	Armrest Asm. - Right (Y14)
	M80243-34-Y15	EA	Cover Asm. - Right Armrest (Y12)
	M80243-34-Y16	EA	Cover Asm. - Right Armrest (Y13)
	M80243-34-Y17	EA	Cover Asm. - Right Armrest (Y14)
	080243-35-Y15	EA	Armrest Asm. - Left (Y12)
	080243-35-Y16	EA	Armrest Asm. - Left (Y13)
	080243-35-Y17	EA	Armrest Asm. - Left (Y14)
	M80243-35-Y15	EA	Cover Asm. - Left Armrest (Y12)
	M80243-35-Y16	EA	Cover Asm. - Left Armrest (Y13)
	M80243-35-Y17	EA	Cover Asm. - Left Armrest (Y14)
	085268-01-Y15	EA	Headrest Asm. - Straton (Y12)
	085268-01-Y16	EA	Headrest Asm. - Straton (Y13)
	085268-01-Y17	EA	Headrest Asm. - Straton (Y14)
	M85268-01-Y15	EA	Cover Asm. - Headrest (Y12)
	M85268-01-Y16	EA	Cover Asm. - Headrest (Y13)
	M85268-01-Y17	EA	Cover Asm. - Headrest (Y14)
	088274-79-000	YD	Fabric - Bucket Seat (Y12)
	077498-86-000	YD	Fabric - Bucket Seat (Y13)
	088274-78-000	YD	Fabric - Bucket Seat (Y14)

Parts used in the Power Bucket Seat (Option 63M)

**1989 WINNEBAGO
TABLE OF CONTENTS**

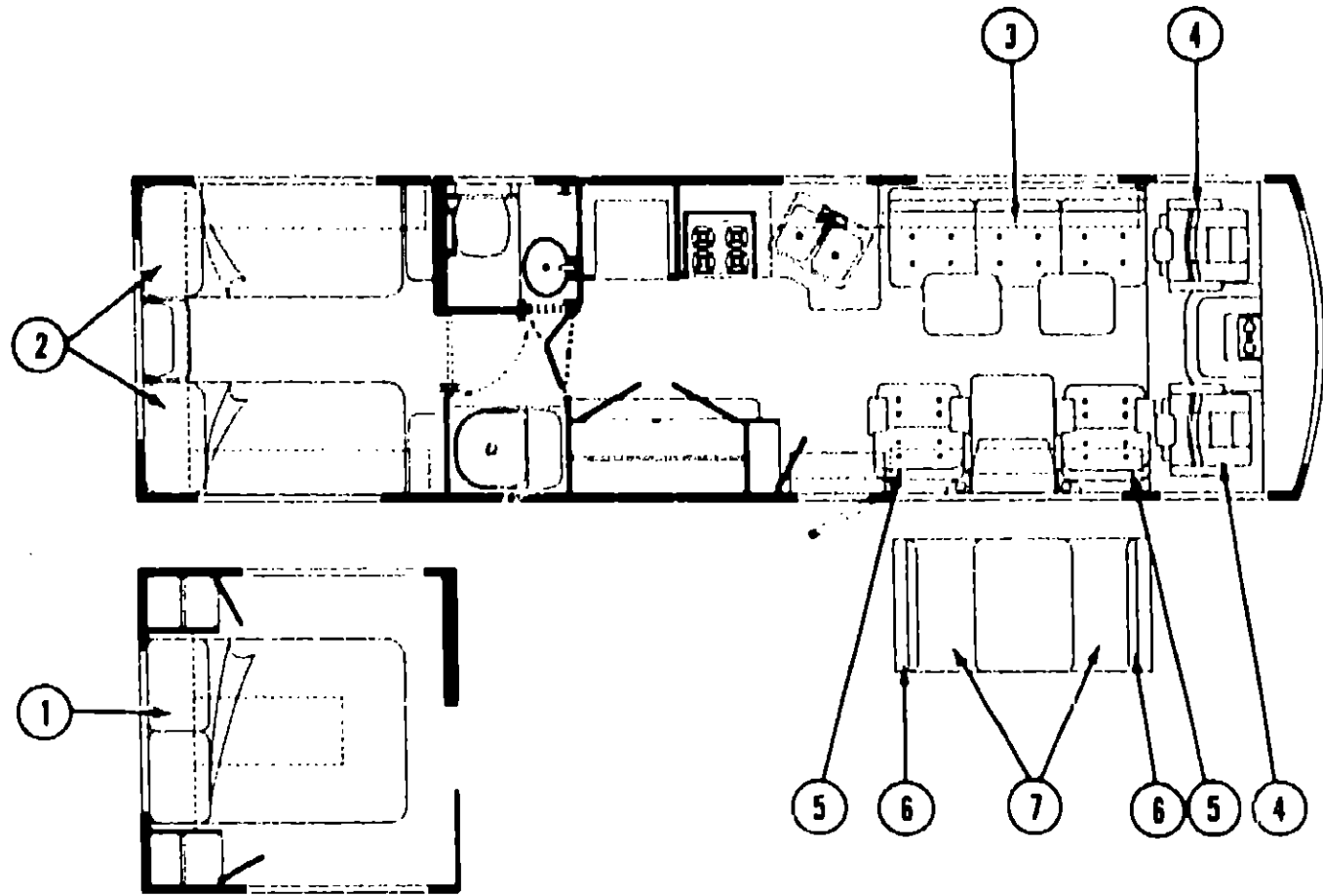
WCN28RU
WC/JN31RT
WC/JN36RQ

A-01 - D-13
D-15 - H-02
H-03 - K-16

1989 WC/JN31RT INDEX

Floor Plan	D-15 - D-16
Accessories Group	D-17 - D-22
Bath Group	D-23 - E-01
Chassis Group	E-02 - E-09
Curtain, Cushion & Pad Group	E-10 - E-22
Dinette Group	E-23 - E-24
Driver's Compartment Group	F-01 - F-06
Electrical Group	F-07 - F-11
Exterior Body Group	F-12 - F-19
Galley Group	F-20 - F-22
Heating & Air Conditioning Group	F-23 - F-24
Interior Finish Group	G-01 - G-02
LP Group	G-03
Lounge Group	G-04 - G-07
Water & Sewage Group	G-08 - G-11
Window, Vent & Exterior Door Group	G-12 - H-02

CURTAIN, CUSHION & PAD GROUP (CONTINUED)



SWIVEL CHAIR

Key	Part Number	U/M	Description
5	086516-03-Y15	EA	Chair Asm. - Teardrop - Recliner - w/o Skirt (Y12)
5	086516-03-Y16	EA	Chair Asm. - Teardrop - Recliner - w/o Skirt (Y13)
5	086516-03-Y17	EA	Chair Asm. - Teardrop - Recliner - w/o Skirt (Y14)
	089032-02-Y15	EA	Skirt Asm. - Teardrop - Recliner (Y13)
	089032-02-Y16	EA	Skirt Asm. - Teardrop - Recliner (Y14)
	089032-02-Y17	EA	Skirt Asm. - Teardrop - Recliner (Y15)
	M86516-03-Y15	EA	Cover Asm. - Teardrop - Recliner Chair (Y12)
	M86516-03-Y16	EA	Cover Asm. - Teardrop - Recliner Chair (Y13)
	M86516-03-Y17	EA	Cover Asm. - Teardrop - Recliner Chair (Y14)
	088274-52-000	YD	Fabric - Swivel Chair (Y12)
	088274-76-000	YD	Fabric - Swivel Chair (Y13)
	088274-77-000	YD	Fabric - Swivel Chair (Y14)

DINETTE CUSHION

Key	Part Number	U/M	Description
6	088927-18-Y07	EA	Cushion Asm. - 13" x 38" x 5" - Back (Y12)
6	088927-18-Y16	EA	Cushion Asm. - 13" x 38" x 5" - Back (Y13)
6	088927-18-Y09	EA	Cushion Asm. - 13" x 38" x 5" - Back (Y14)
	M88927-18-Y07	EA	Cover Asm. - Back - Dinette Cushion (Y12)
	M88927-18-Y16	EA	Cover Asm. - Back - Dinette Cushion (Y13)
	M88927-18-Y09	EA	Cover Asm. - Back - Dinette Cushion (Y14)
7	088927-19-Y07	EA	Cushion Asm. - 22" x 38" x 5" - Seat (Y12)
7	088927-19-Y16	EA	Cushion Asm. - 22" x 38" x 5" - Seat (Y13)
7	088927-19-Y09	EA	Cushion Asm. - 22" x 38" x 5" - Seat (Y14)
	M88927-19-Y07	EA	Cover Asm. - Seat - Dinette Cushion (Y12)
	M88927-19-Y16	EA	Cover Asm. - Seat - Dinette Cushion (Y13)
	M88927-19-Y09	EA	Cover Asm. - Seat - Dinette Cushion (Y14)
	078155-01-000	EA	Strap Asm. - Cushion Snap
	088274-52-000	YD	Fabric - Dinette Cushion
	088274-76-000	YD	Fabric - Dinette Cushion
	088274-77-000	YD	Fabric - Dinette Cushion

CURTAIN, CUSHION & PAD GROUP (CONTINUED)

FABRIC & TRIM

Key	Part Number	U/M	Description
	088274-52-000	YD	Fabric - Upholstery - Main - Blue Haze (Y12)
	088274-76-000	YD	Fabric - Upholstery - Main - Divine (Y13)
	088274-77-000	YD	Fabric - Upholstery - Main - Columbine (Y14)
	088274-79-000	YD	Fabric - Upholstery - Accent - Sky Blue (Y12)
	077498-86-000	YD	Fabric - Upholstery - Accent - Oyster (Y13)
	088274-78-000	YD	Fabric - Upholstery - Accent - Columbine (Y14)
	088273-29-000	YD	Fabric - Bedspread - Natural (Y12)
	088273-22-000	YD	Fabric - Bedspread - Sandune (Y13)
	088273-23-000	YD	Fabric - Bedspread - Gray (Y14)
	072333-81-000	YD	Fabric - Drapery Wraparound/Blackout - Pacific (Y12)
	072333-59-000	YD	Fabric - Drapery Wraparound/Blackout - Tan (Y13)
	072333-37-000	YD	Fabric - Drapery Wraparound/Blackout - Mauve (Y14)
	072333-69-000	YD	Fabric - Drapery Wraparound/Blackout - Penta Mauve (Y14)
	072333-83-000	YD	Fabric - Pull Shade - Entrance Door - Bone (Y13, Y14)
	081926-01-000	YD	Backing - Quilting - Celestra
	087272-01-000	YD	Lining - Drapery - 48" Ivory
	028103-01-000	YD	Buckram - Non-Woven - 2
	075244-02-000	YD	Vinyl - Shower Curtain - 72" Wide
	069649-03-000	YD	Vinyl - Expanded - Taupe (TV Pad)
	089351-01-000	YD	Vinyl - Headliner - Acoustical Ceiling (Roof)
	079680-01-000	YD	Vinyl - Expanded - 26 oz. Buckskin (End Caps)
	072860-84-000	YD	Carpet - Graphite (Y12)
	072860-86-000	YD	Carpet - Sienna Sand (Y13)
	072860-89-000	YD	Carpet - Rose Mist (Y14)
	093486-01-000	SY	Carpet - Outside Storage Compartment
	093486-01-001	EA	Carpet - Outside Storage Compartment (1 SY)
	078245-01-000	EA	Boot - Steering Column
	053552-02-W24	EA	Assist Strap - Interior
	071632-01-000	EA	Hamper Bag - w/Elastic - 49"

This fabric was used only between 9/19/88 - 10/19/88.

PADS & TRIM

Key	Part Number	U/M	Description
	081519-01-Y07	EA	Pad Asm. - Dinette - Back
	081519-01-W14	EA	Pad Asm. - Dinette - Back
	081519-01-Y09	EA	Pad Asm. - Dinette - Back
	081519-02-Y07	EA	Pad Asm. - Dinette - Front
	081519-02-W14	EA	Pad Asm. - Dinette - Front
	081519-02-Y09	EA	Pad Asm. - Dinette - Front
	093195-01-Y12	EA	Pad Asm. - Door
	093195-01-Y13	EA	Pad Asm. - Door
	093195-01-Y14	EA	Pad Asm. - Door
	089045-01-W13	EA	Pad Asm. - TV Cabinet
	089045-02-Y12	EA	Pad Asm. - TV Cabinet
	089113-02-Y12	EA	Wall Pad - Swivel Chairs - 12" x 16" (Y12)
	089113-02-Y13	EA	Wall Pad - Swivel Chairs - 12" x 16" (Y13)
	089113-02-Y78	EA	Wall Pad - Swivel Chairs - 12" x 16" (Y14)
	082286-05-Y12	EA	Sunvisor Asm. - Driver
	082286-06-Y12	EA	Sunvisor Asm. - w/Mirror - Passenger
	070578-02-W13	EA	Button Asm. - Stud - #30 - Vinyl (TV Cabinet)
	070578-11-Y15	EA	Button Asm. - #30 - Vinyl (Headliner)

Parts used after 8/29/88.

**1989 WINNEBAGO
TABLE OF CONTENTS**

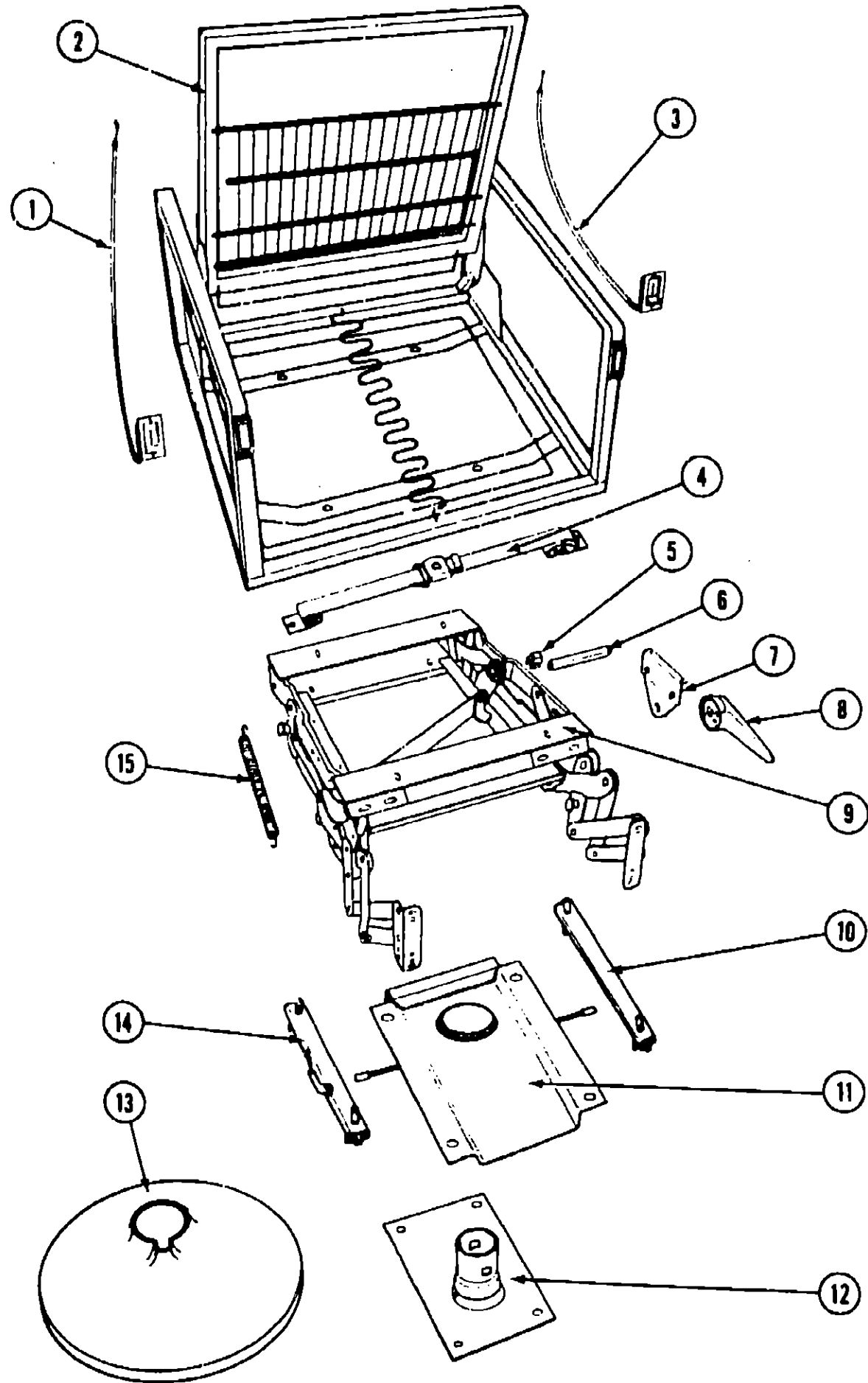
WCN28RU
WC/JN31RT
WC/JN36RQ

A-01 - D-13
D-15 - H-02
H-03 - K-18

1989 WC/JN31RT INDEX

Floor Plan	D-15 - D-16
Accessories Group	D-17 - D-22
Bath Group	D-23 - E-01
Chassis Group	E-02 - E-09
Curtain, Cushion & Pad Group	E-10 - E-22
Dinette Group	E-23 - E-24
Driver's Compartment Group	F-01 - F-06
Electrical Group	F-07 - F-11
Exterior Body Group	F-12 - F-19
Galley Group	F-20 - F-22
Heating & Air Conditioning Group	F-23 - F-24
Interior Finish Group	G-01 - G-02
LP Group	G-03
Lounge Group	G-04 - G-07
Water & Sewage Group	G-08 - G-11
Window, Vent & Exterior Door Group	G-12 - H-02

CURTAIN, CUSHION & PAD GROUP (CONTINUED)



CURTAIN, CUSHION & PAD GROUP (CONTINUED)

CELEBRITY RECLINER HARDWARE

Key	Part Number	U/M	Description
1	089368-03-000	EA	Remote Asm. - Recliner
2	089368-01-000	EA	Frame Asm. - Celebrity Chair
3	089368-02-000	EA	Remote Asm. - Slider
4	007021-01-000	EA	Seat Belt Asm. - 90" x 2" - Black
	057759-01-000	EA	Bracket - Seat Belt Washer
5	093484-02-700	EA	Clamp - Torsion Rod
6	093484-02-701	EA	Torsion Bar
7	093484-02-702	EA	Support - Torsion Bar
8	093484-02-703	EA	Handle
	093484-02-000	EA	Hardware Kit - Footrest (Includes Key 5,6,7,8 & 15)
9	093484-01-000	EA	Footrest Mechanism
10	089246-02-000	EA	Adjuster Asm. - Celebrity Chair - w/o Lock
11	093481-03-000	EA	Top Plate - Celebrity Chair - w/Lock
12	093481-01-000	EA	Podestal - 6" - Used w/Footrest Only
12	093481-02-000	EA	Podestal - 10" - Used w/Recliner Only
13	093482-01-000	EA	Podestal Shroud - 13" Black Plastic
14	089246-05-000	EA	Adjuster Asm. - Celebrity Chair - w/Lock
15	087330-01-000	EA	Bracket - Stop - Slide Track
	093484-02-704	EA	Spring

**1989 WINNEBAGO
TABLE OF CONTENTS**

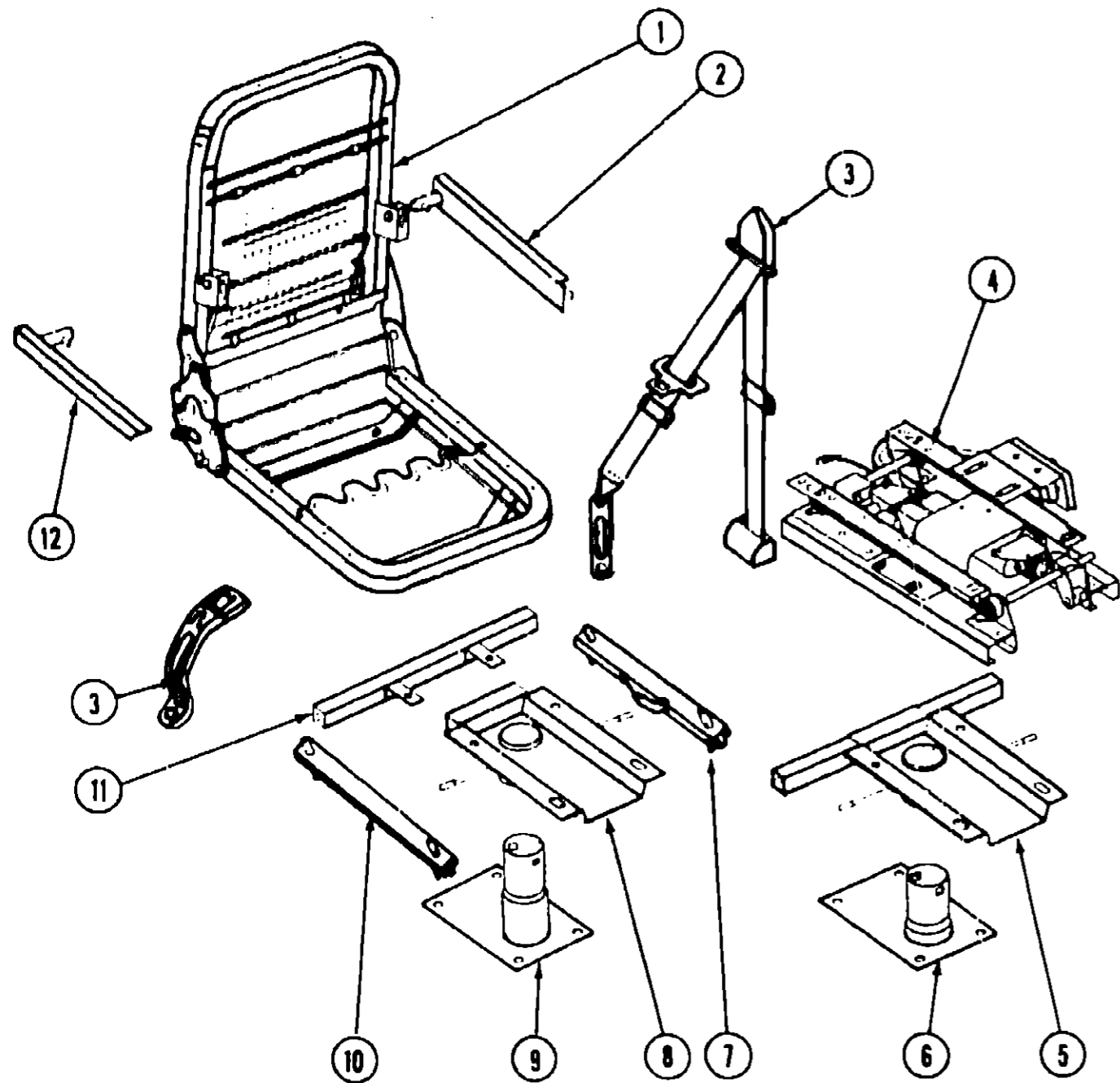
WCN26RU
WC/JN31RT
WC/JN38RQ

A-01 - D-13
D-15 - H-02
H-03 - K-16

1989 WC/JN31RT INDEX

Floor Plan	D-15 - D-16
Accessories Group	D-17 - D-22
Bath Group	D-23 - E-01
Chassis Group	E-02 - E-09
Curtain, Cushion & Pad Group	E-10 - E-22
Dinette Group	E-23 - E-24
Driver's Compartment Group	F-01 - F-06
Electrical Group	F-07 - F-11
Exterior Body Group	F-12 - F-19
Galley Group	F-20 - F-22
Heating & Air Conditioning Group	F-23 - F-24
Interior Finish Group	G-01 - G-02
LP Group	G-03
Lounge Group	G-04 - G-07
Water & Sewage Group	G-08 - G-11
Window, Vent & Exterior Door Group	G-12 - H-02

CURTAIN, CUSHION & PAD GROUP (CONTINUED)



CURTAIN, CUSHION & PAD GROUP (CONTINUED)

BUCKET SEAT HARDWARE

Key	Part Number	U/M	Description
1	M80908-01-000	EA	Frame Asm. - Bucket Seat
2	081268-02-000	EA	Frame - Armrest - Left
3	091990-02-01A	EA	Seat Belt - Drivers - 3 Point
	091990-01-01A	EA	Seat Belt - Passenger - 3 Point
4	081373-01-000	EA	Power Seat Asm.
	081373-02-700	EA	Switch Asm. - Power Seat
	081373-02-701	EA	Wire Harness - Drivers - Power Seat
	081373-02-702	EA	Horizontal Adjustment Package
	081373-02-703	EA	Horizontal Adjustment Package
	081373-02-704	EA	Vertical Adjustment Package
5	069585-36-000	EA	Top Plate - Power Seat
6	069585-37-000	EA	Sub Plate - 5" - Used w/Power Seat
7	089246-01-000	EA	Adjuster Asm. - Seat - w/Lock
8	069585-27-000	EA	Top Plate - Non-Powered Seat
9	069585-08-000	EA	Sub Plate - 8" - Used w/Non-Powered Seat
10	089246-02-000	EA	Adjuster Asm. - Seat w/o Lock
11	065485-29-000	EA	Seat Belt Bar - 20"
12	081268-01-000	EA	Frame - Armrest - Right
	092759-01-000	EA	Pedestal Asm. - Telescoping (Passenger Seat)
	080730-03-700	EA	Kit - Recliner Handle
	080730-05-000	EA	Shield - Recliner

**1989 WINNEBAGO
TABLE OF CONTENTS**

WCN28RU
WC/JN31RT
WC/JN36RO

A-01 - D-13
D-15 - H-02
H-03 - K-16

1989 WC/JN31RT INDEX

Floor Plan	D-15 - D-16
Accessories Group	D-17 - D-22
Bath Group	D-23 - E-01
Chassis Group	E-02 - E-09
Curtain, Cushion & Pad Group	E-10 - E-22
Dinette Group	E-23 - E-24
Driver's Compartment Group	F-01 - F-06
Electrical Group	F-07 - F-11
Exterior Body Group	F-12 - F-19
Galley Group	F-20 - F-22
Heating & Air Conditioning Group	F-23 - F-24
Interior Finish Group	G-01 - G-02
LP Group	G-03
Lounge Group	G-04 - G-07
Water & Sewage Group	G-08 - G-11
Window, Vent & Exterior Door Group	G-12 - H-02

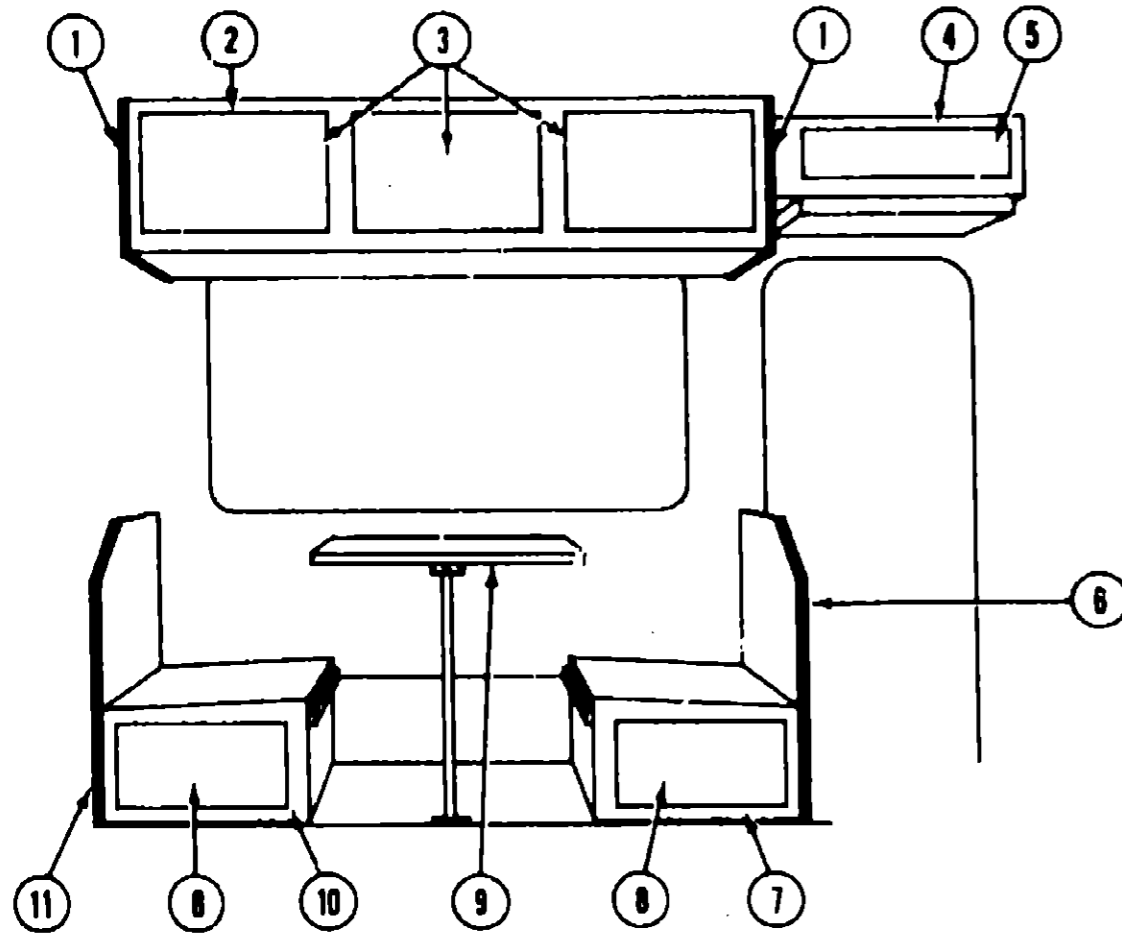
DINETTE GROUP

DINETTE GROUP (CONTINUED)

1989 WINNEBAGO TABLE OF CONTENTS

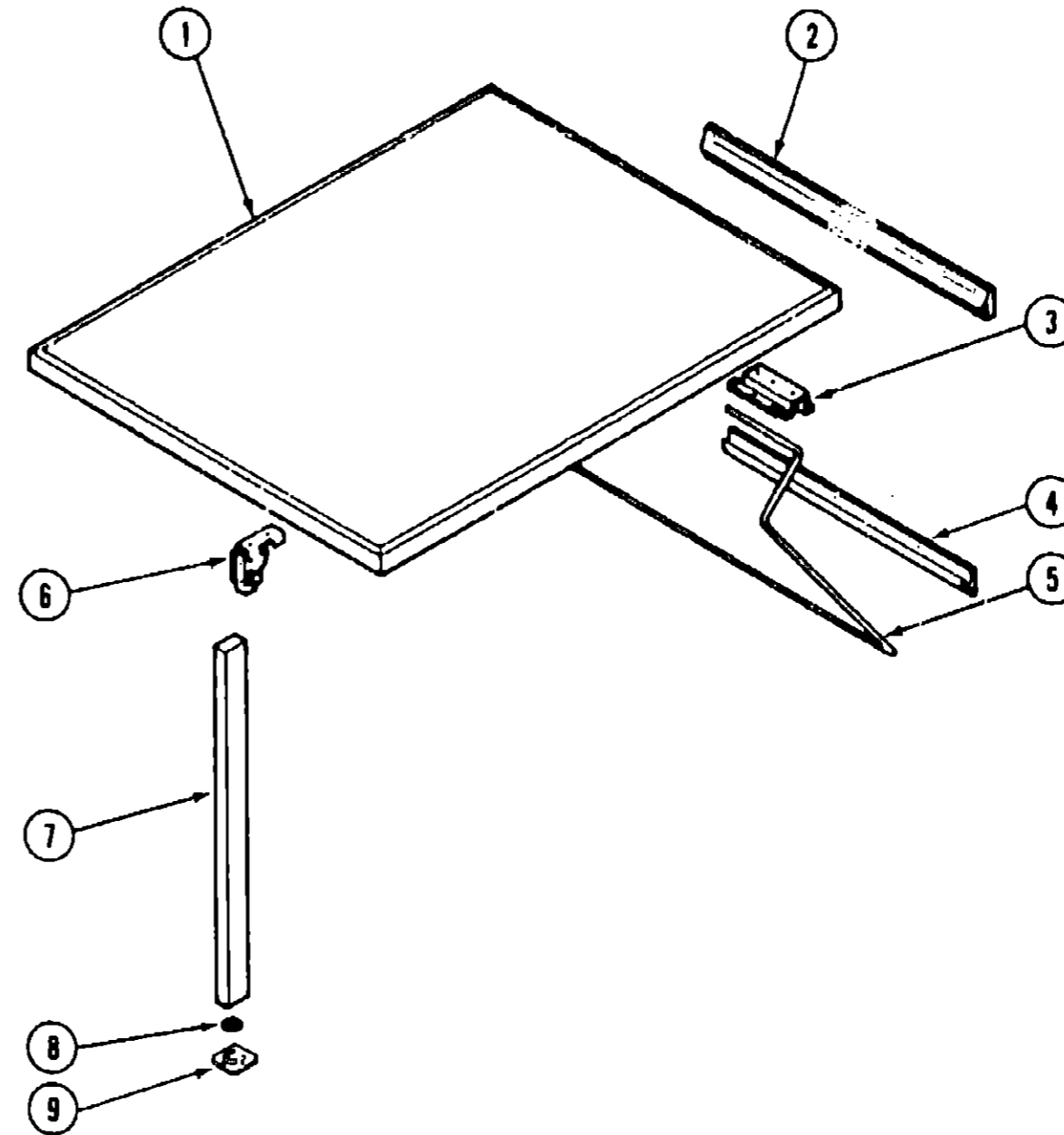
WCN28RU
WC/JN31RT
WC/JN36RQ

A-01 - D-13
D-15 - H-02
H-03 - K-18



DINETTE & OVERHEAD CABINETRY (OPTION 30M)

Key	Part Number	U/M	Description
1	092747-01-Y10	EA	End Cap Asm. - Overhead Cabinet - Vinyl
2	M92093-02-Y12	EA	Cabinet Asm. - Dinette Overhead - w/o Doors or Hardware
3	M88304-A9-X08	EA	Door Asm. - Dinette Overhead - 14.3" x 21.8" - w/o Hardware
4	M93269-01-Y12	EA	Cabinet Asm. - Entrance Door - w/o Door or Hardware
5	M88304-03-X78	EA	Door Asm. - Entrance Door Cabinet - 70" x 25.1" - w/o Hardware
6	M03434-01-Y10	EA	Cabinet Asm. - Dinette Back
	081519-01-Y07	EA	Pad Asm. - Dinette Back
7	M03435-01-Y12	EA	Cabinet Asm. - Dinette Seat
8	M88304-C6-X11	EA	Door Asm. - 10" x 19" - w/o Hardware
9	M92743-02-Y12	EA	Table Asm. - Dinette - w/o Hardware
10	M03435-02-Y12	EA	Cabinet Asm. - Dinette Seat - w/o Door or Hardware
11	M03434-02-Y12	EA	Cabinet Asm. - Dinette Back
	081519-02-Y07	EA	Pad Asm. - Dinette Back



DINETTE TABLE & HARDWARE

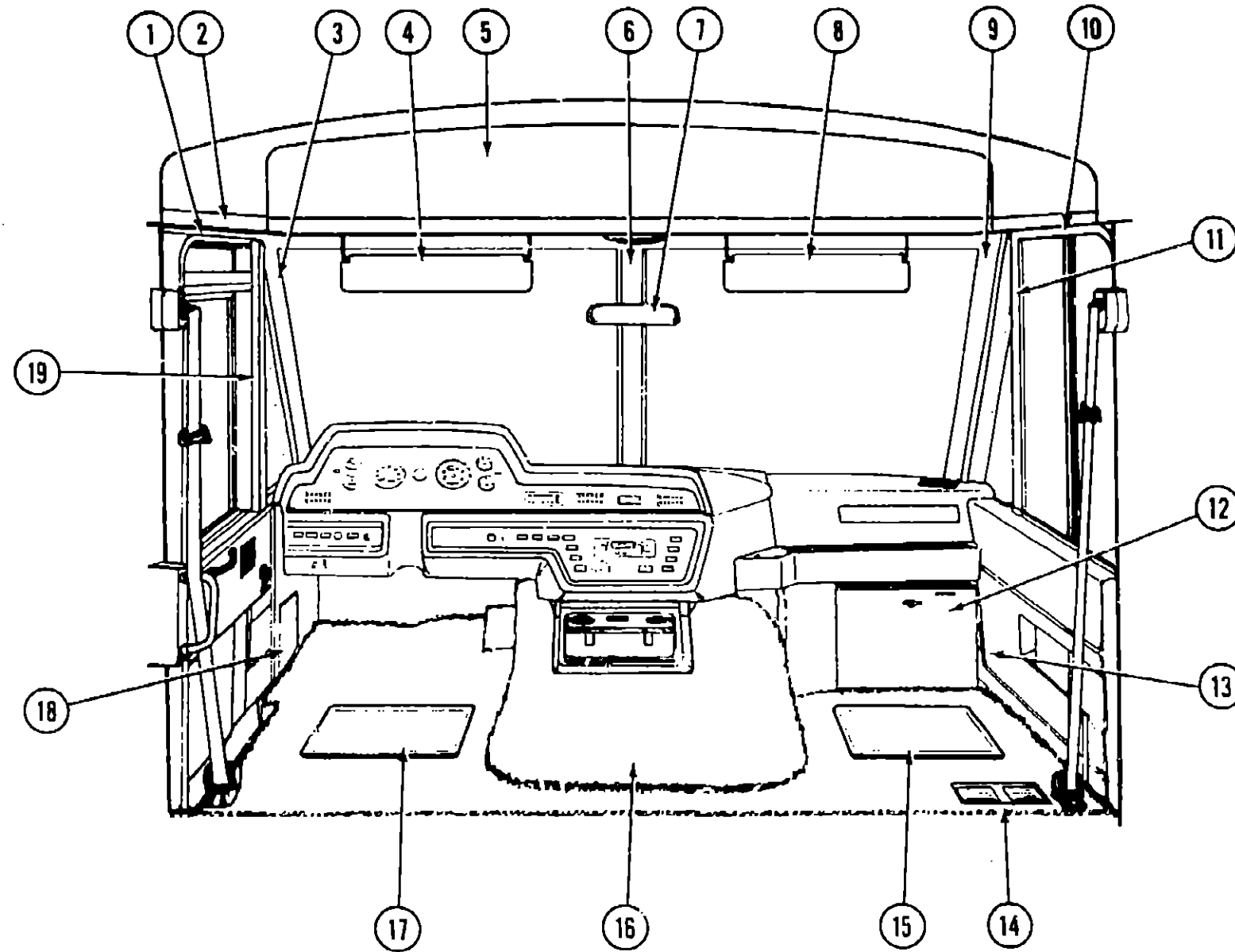
Key	Part Number	U/M	Description
1	M03927-61-Y12	EA	Table Asm. - Dinette - w/o Hardware & Leg
2	053200-09-000	EA	Bracket - Upper Wall Mount - 23.5" - Beige
3	088410-01-000	EA	Bracket - Table Mount - 5.18" - Beige
4	024281-11-000	EA	Bracket - Lower Wall Mount - 22.12" - Beige
5	024275-11-000	EA	Rod - Table Lift - 8" x 23.5" - Beige
6	093550-01-000	EA	Hinge - Bracket - Leg Folding
7	092708-01-Y12	EA	Leg Asm. - Table - Regal Oak
8	092593-01-02A	EA	Catch - Table Leg
9	049493-08-000	EA	Catch - Table Leg - Mounts on Floor
	064781-05-000	EA	Cup Holder - Two-Step - Beige
	004354-01-000	EA	Bumper - 1/2" Dia. - White

1989 WC/JN31RT INDEX

Floor Plan	D-15 - D-16
Accessories Group	D-17 - D-22
Bath Group	D-23 - E-01
Chassis Group	E-02 - E-09
Curtain, Cushion & Pad Group	E-10 - E-22
Dinette Group	E-23 - E-24
Driver's Compartment Group	F-01 - F-06
Electrical Group	F-07 - F-11
Exterior Body Group	F-12 - F-19
Galley Group	F-20 - F-22
Heating & Air Conditioning Group	F-23 - F-24
Interior Finish Group	G-01 - G-02
LP Group	G-03
Lounge Group	G-04 - G-07
Water & Sewage Group	G-08 - G-11
Window, Vent & Exterior Door Group	G-12 - H-02

DRIVER'S COMPARTMENT GROUP

MISCELLANEOUS DRIVER'S COMPARTMENT COMPONENTS



1989 WINNEBAGO TABLE OF CONTENTS

WCN28RU
WC/JN31RT
WC/JN36RQ

A-01 - D-13
D-15 - H-02
H-03 - K-16

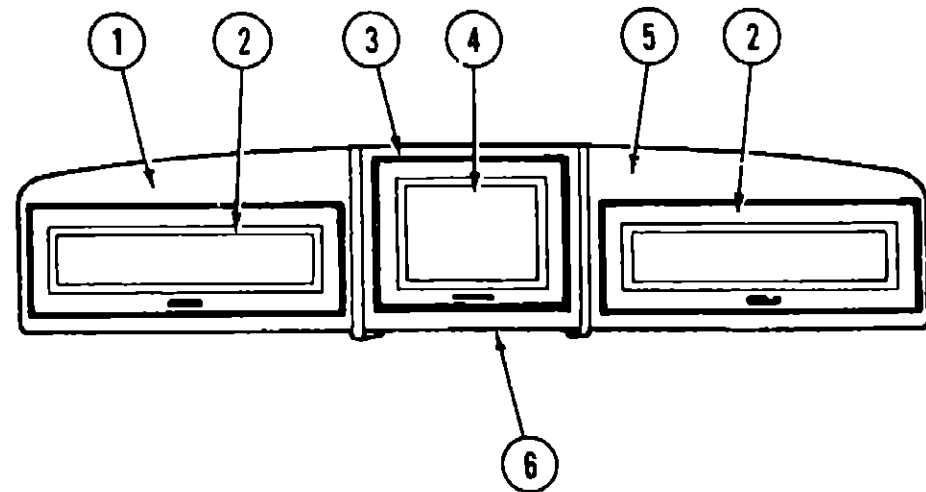
1989 WC/JN31RT INDEX

Floor Plan	D-15 - D-16
Accessories Group	D-17 - D-22
Bath Group	D-23 - E-01
Chassis Group	E-02 - E-09
Curtain, Cushion & Pad Group	E-10 - E-22
Dinette Group	E-23 - E-24
Driver's Compartment Group	F-01 - F-06
Electrical Group	F-07 - F-11
Exterior Body Group	F-12 - F-19
Galley Group	F-20 - F-22
Heating & Air Conditioning Group	F-23 - F-24
Interior Finish Group	G-01 - G-02
LP Group	G-03
Lounge Group	G-04 - G-07
Water & Sewage Group	G-08 - G-11
Window, Vent & Exterior Door Group	G-12 - H-02

Key	Part Number	U/M	Description
1	079946-04-000	EA	Track - Front Wraparound - Left
2	092472-01-01A	EA	Trim Asm. - Lower - w/o Bunk
3	092584-02-01A	EA	Cover - "A" Pillar Trim - Left - Beige
4	002286-05-Y12	EA	Sunvisor Asm. - Driver
	507211-01-000	EA	Hinge - Sunvisor
	074012-01-000	EA	Clip - Sunvisor - Square Pinch-On
	085709-01-000	EA	Clip Asm. - Sunvisor - Black
5	093884-01-Y12	EA	Headliner Asm.
6	077114-07-000	EA	Cover - Panel Trim - Center - Beige
7	040714-01-000	EA	Mirror - Inside - Rear View
	040714-01-700	EA	Kit - Inside Rear View Mirror
8	082286-06-Y12	EA	Sunvisor Asm. - w/Mirror
	007211-01-000	EA	Hinge - Sunvisor
	074012-01-000	EA	Clip - Sunvisor - Square Pinch-On
	085709-01-000	EA	Clip Asm. - Sunvisor - Black
	083153-01-000	EA	Mirror - Sunvisor - 3.5" x 7"

Key	Part Number	U/M	Description
9	092584-01-01A	EA	Cover - "A" Pillar Trim - Right - Beige
10	079946-03-000	EA	Track - Front Wraparound - Right
11	092585-01-01A	EA	Cover - Hinge Trim - Pillar - Right
12	095757-01-Y12	EA	Cover Asm. - Heater
13	092582-01-01A	EA	Panel - Lower Kick
14	093614-01-01A	EA	Grille - Return Air
15	081202-01-000	EA	Floor Mat - Right (Option 63H)
16	075939-01-000	EA	Motor Cover
	075564-01-000	EA	Mounting Bracket - Motor Cover
17	081201-01-000	EA	Floor Mat - Left (Option 63H)
18	092583-02-01A	EA	Panel - Lower Kick
19	092585-02-01A	EA	Cover - Hinge Trim Pillar - Left
	089294-01-000	EA	Cigarette Lighter Asm.
	036420-02-000	EA	Fan - Defroster - 6" Dia. - 2-Speed (Option 36N)
	024990-01-000	EA	Defroster Outlet - w/Swivel
	076783-02-000	EA	Lower Asm. - Air Conditioner - Adjustable Vent - Black

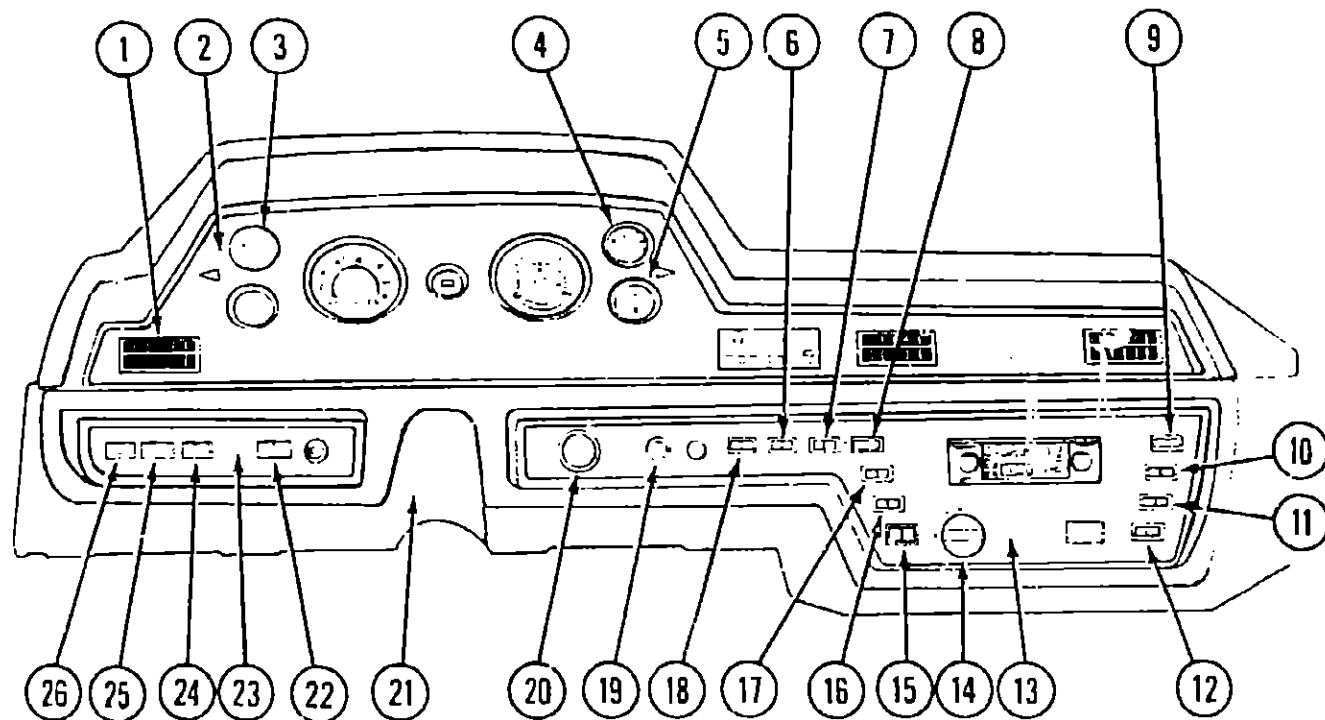
DRIVER'S COMPARTMENT GROUP (CONTINUED)



TV & VCR CABINETY (OPTION L42)

Key	Part Number	U/M	Description
1	M93242-02-Y12	EA	Cabinet Asm. - Front Overhead - w/o Door or Hardware
2	M88304-C0-Y10	EA	Door Asm. - Front Overhead Cabinet - 7" x 25.1" - w/o Hardware
3	M93197-02-Y12	EA	Cabinet Asm. - Front - w/o Door or Hardware
*3	093197-01-Y12	EA	Cabinet Asm. - Front Overhead - w/o TV Shelf
*	093268-01-000	EA	Shelf Asm. - TV
*	098447-01-000	EA	TV - 13" Color (Option 42Y)
	098446-01-000	EA	VCR-VHS - Table Model (Option 42C/42V)
	086757-01-000	EA	Control Center - Channel Master (Option 42C/42V)
4	M88304-08-X11	EA	Door Asm. - Center Overhead - 12" x 18.7" - w/o Hardware
5	M93242-01-Y12	EA	Cabinet Asm. - Front Overhead - w/o Door or Hardware
6	089045-01-W13	EA	Pad Asm. - TV Cabinet - Vinyl
	070578-02-W13	EA	Button Asm. - Screw Stud - #30 - Vinyl

* Parts used with the TV Option only.



DRIVER'S COMPARTMENT GROUP (CONTINUED)

DASH SWITCHES & GAUGES

Key	Part Number	U/M	Description
1	076783-02-000	EA	Louver Asm. - A/C Adjustable
2	076216-08-000	EA	Instrument Panel - Upper - Chieftain (Chevrolet)
*2	076216-06-000	EA	Instrument Panel - Upper - Chieftain (John Deere & Chevrolet)
†2	076216-10-000	EA	Instrument Panel - Upper - Chieftain (John Deere & Chevrolet)
	090928-01-000	EA	Cluster Asm. - Electronic Instrument Panel (Chevrolet)
	088745-01-000	EA	Cluster Asm. - Electronic Instrument Panel (John Deere)
	091242-01-000	EA	Cluster Asm. - Instrument Panel (CSA)
	077353-09-000	EA	Shroud - Instrument Cluster
3	024460-04-000	EA	Gauge - Vacuum
4	024459-04-000	EA	Gauge - Voltmeter
5	031035-01-000	EA	Gauge - Hourmeter - Generator
6	076759-04-000	EA	Battery Condition Switch
7	076759-01-000	EA	Fog Light Switch (Option 57M)
8	076759-04-000	EA	Generator Switch (Option 39)
9	076759-06-000	EA	Switch - Blank
10	076759-09-000	EA	Aisle Light Switch
11	076759-01-000	EA	Map Light Switch
12	076759-01-000	EA	Beverage Tray Light Switch
13	076217-14-000	EA	Instrument Panel - Lower - Right (Chevrolet)
13	076217-16-000	EA	Instrument Panel - Lower - Right (John Deere)
14	087202-02-000	EA	Auxiliary Heater Switch (Option 61)
14	090977-01-000	EA	Knob - Auxiliary Heater Switch (Option 61)
15	086272-01-000	EA	Battery Disconnect Switch
16	076759-09-000	EA	Power - Radio Switch
17	076759-03-000	EA	Auxiliary Fan Switch (Option 36N)
18	076759-01-000	EA	Air Horn Switch (Option 36R)
19	089294-01-000	EA	Lighter Asm. - Cigarette
20	091206-02-000	EA	Wiper Control (John Deere)
20	N.P.N.	EA	Ignition Switch (Chevrolet)
21	076808-05-000	EA	Dash Panel - Lower - Left (w/o Electronic Instrument Panel)
21	076808-09-000	EA	Dash Panel - Lower - Left (w/ Electronic Instrument Panel)
22	076759-07-000	EA	Courtesy Blink Switch
23	076218-03-000	EA	Instrument Panel - Lower - Left
24	076759-05-000	EA	Battery Mode Switch
25	076759-05-000	EA	Rear Washer Switch (Option 59F)
26	076759-01-000	EA	Rear Wiper Switch (Option 59F)
	076788-02-000	EA	Cardboard Cylinder - Lamp
	077031-01-000	EA	Film - Instrument Panel - Black
	077031-02-000	EA	Film - Instrument Panel - Amber
	076788-03-000	EA	Lamp Plate

† Parts used with the Electronic Instrument Cluster - w/Generator Option.
 * Parts used with the Electronic Instrument Cluster - w/o Generator Option.

**1989 WINNEBAGO
TABLE OF CONTENTS**

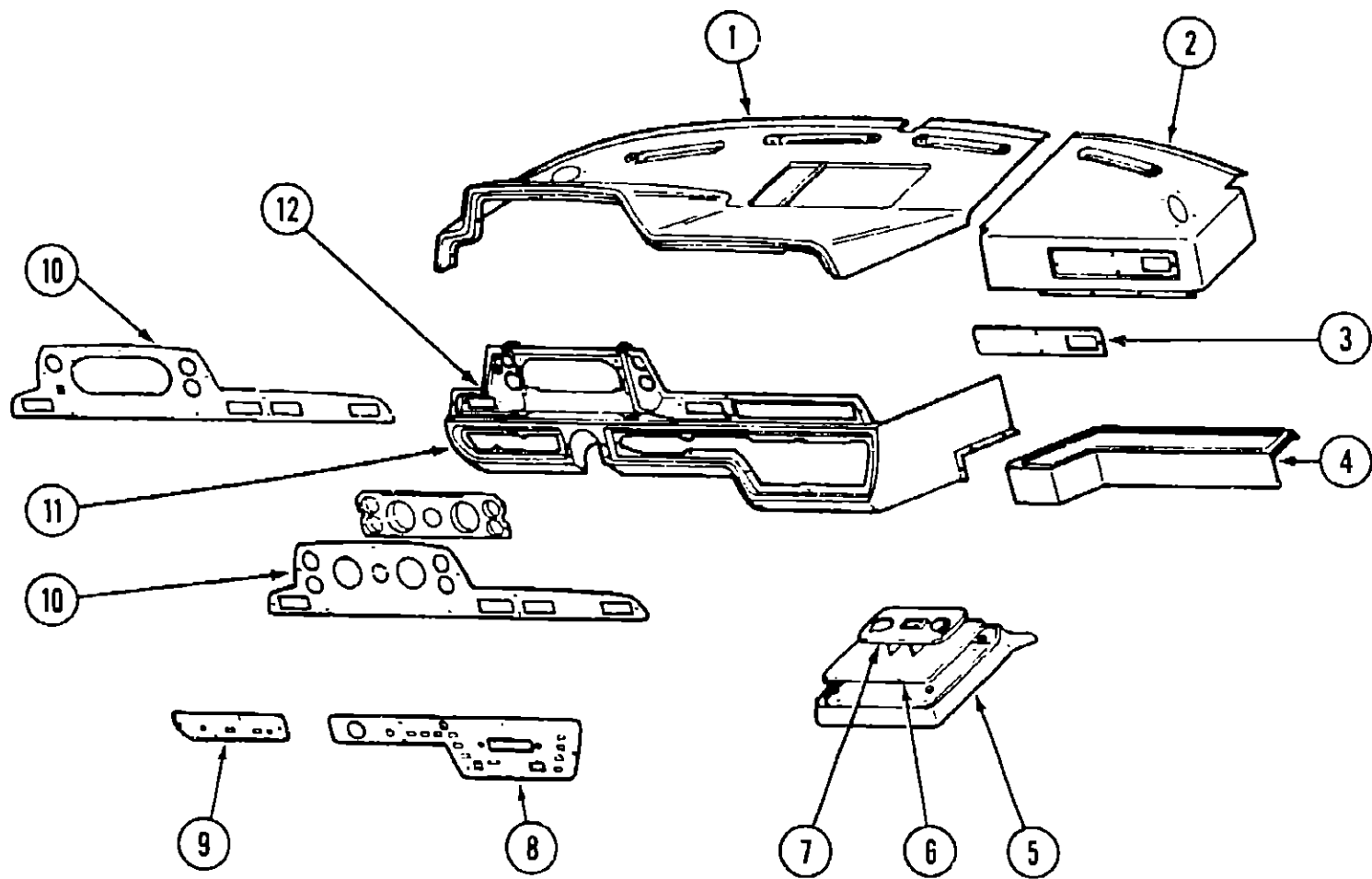
WCN28RU
WC/JN31RT
WC/JN35RQ

A-01 - D-13
D-15 - H-02
H-03 - K-16

1989 WC/JN31RT INDEX

Floor Plan	D-15 - D-16
Accessories Group	D-17 - D-22
Bath Group	D-23 - E-01
Chassis Group	E-02 - E-09
Curtain, Cushion & Pad Group	E-10 - E-22
Dinette Group	E-23 - E-24
Driver's Compartment Group	F-01 - F-06
Electrical Group	F-07 - F-11
Exterior Body Group	F-12 - F-19
Galley Group	F-20 - F-22
Heating & Air Conditioning Group	F-23 - F-24
Interior Finish Group	G-01 - G-02
LP Group	G-03
Lounge Group	G-04 - G-07
Water & Sewage Group	G-08 - G-11
Window, Vent & Exterior Door Group	G-12 - H-02

DRIVER'S COMPARTMENT GROUP (CONTINUED)

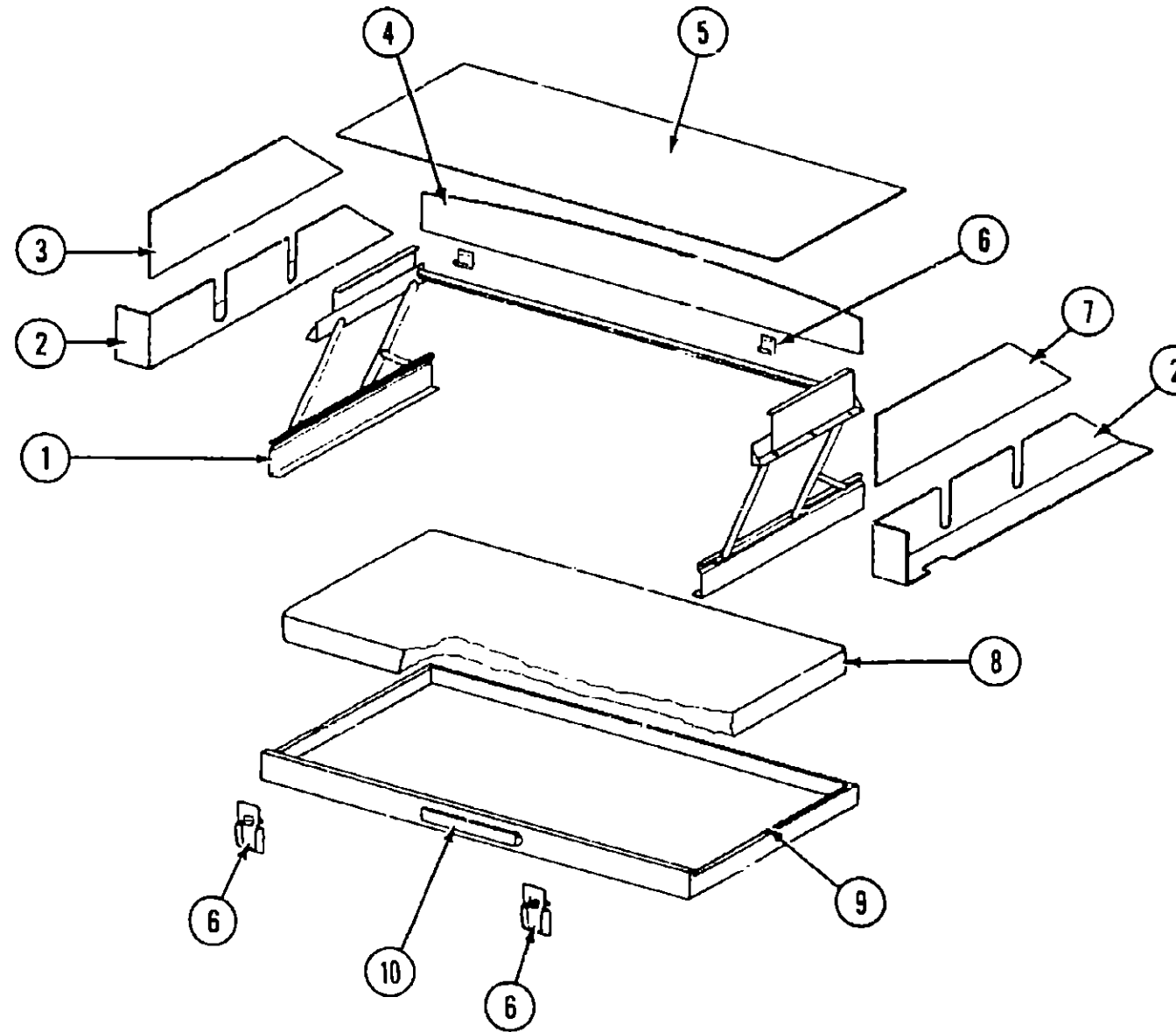


DASH PANELS & BEVERAGE TRAY

Key	Part Number	U/M	Description
1	085253-02-Y10	EA	Instrument Panel - Upper - Left
	076867-01-000	EA	Bracket - Instrument Panel - Large
	076867-02-000	EA	Bracket - Instrument Panel - Small
2	085252-02-Y10	EA	Instrument Panel - Upper - Right
	076872-01-000	EA	Bracket - Mounting - Right Panel
3	076797-01-000	EA	Instrument Panel Insert - Right
4	076734-05-000	EA	Tray - Instrument Panel - Right
5	076729-03-000	EA	Beverage Tray - Plastic - Beige
6	086752-02-000	EA	Trim Board - Beverage Tray
7	077431-04-000	EA	Beverage Tray - Wood
8	076217-14-000	EA	Instrument Panel - Lower - Right (Chevrolet)
8	076217-15-000	EA	Instrument Panel - Lower - Right - w/Low Air Indicator (Chevrolet)
8	076217-16-000	EA	Instrument Panel - Lower - Right (John Deere)
8	076217-17-000	EA	Instrument Panel - Lower - Right - w/Low Air Indicator (John Deere)
9	076218-03-000	EA	Instrument Panel - Lower - Left
10	076216-08-000	EA	Instrument Panel - Upper (Chevrolet)
*10	076216-10-000	EA	Instrument Panel - Upper (w/Generator)
*10	076216-06-000	EA	Instrument Panel - Upper (w/o Generator)
11	076808-05-000	EA	Dash Panel - Lower (Chevrolet)
11	076808-09-000	EA	Dash Panel - Lower (John Deere)
12	077353-01-000	EA	Shroud - Instrument Panel - w/Voltmeter & Vacuum Gauge
12	077353-09-000	EA	Shroud - Instrument Panel - w/Generator Hour, Voltmeter & Vacuum Gauge
	073741-03-000	EA	Speaker - Oval - 4" x 6"
	073741-04-000	EA	Grille - Oval Speaker - 4" x 6"
	077406-01-000	EA	Bracket - Hood Release Cable

* Parts used with Electronic Instrument Cluster.

DRIVER'S COMPARTMENT GROUP (CONTINUED)



FRONT OVERHEAD BUNK & HARDWARE (OPTION 61H)

Key	Part Number	U/M	Description
1	076760-02-000	EA	Hardware Asm. - Overhead Bunk
2	092472-02-01A	EA	Trim - Lower Side - Bunk
3	092471-01-01A	EA	Trim - Upper Side - Bunk - Right
4	M93055-01-Y12	EA	Board Asm. - Bunk Trim w/Vinyl
5	093884-01-Y12	EA	Headliner Asm. - Front
6	042541-04-700	EA	Latch Asm. w/Strike (2 ea.)
7	092471-02-01A	EA	Trim - Upper Side - Bunk - Left
8	079145-05-000	EA	Cushion Asm. - 30" x 73" x 4"
9	081717-04-Y12	EA	Bed Asm. - Front Bunk
10	094658-01-Y12	EA	Handle - Oak
	079946-08-000	EA	Curtain Track - Front Wraparound - Right
	094396-01-000	EA	Curtain Track - Front Wraparound - Left

**1989 WINNEBAGO
TABLE OF CONTENTS**

WCN28RU
WC/JN31RT
WC/JN36RQ

A-01 - D-13
D-15 - H-02
H-03 - K-16

1989 WC/JN31RT INDEX

Floor Plan	D-15 - D-16
Accessories Group	D-17 - D-22
Bath Group	D-23 - E-01
Chassis Group	E-02 - E-09
Curtain, Cushion & Pad Group	E-10 - E-22
Dinette Group	E-23 - E-24
Driver's Compartment Group	F-01 - F-06
Electrical Group	F-07 - F-11
Exterior Body Group	F-12 - F-19
Galley Group	F-20 - F-22
Heating & Air Conditioning Group	F-23 - F-24
Interior Finish Group	G-01 - G-02
LP Group	G-03
Lounge Group	G-04 - G-07
Water & Sewage Group	G-08 - G-11
Window, Vent & Exterior Door Group	G-12 - H-02

ELECTRICAL GROUP

WIRE SWITCHES & RECEPTACLES

Key	Part Number	U/M	Description
	008288-01-000	EA	Box - Electrical - 3" x 3.5" - Plastic
	008289-01-000	EA	Box - Electrical - 4" x 4" - 1/2 & 3/4 Steel
	008289-02-000	EA	Box - Electrical - 4" x 4" - 1/2 & 3/4 Steel (CSA)
	058049-01-000	EA	Box - Electrical - 2" x 3" x 2.25" - Steel (CSA)
	041953-01-000	FT	Conduit - Convolute Slit - .5" ID
	041953-03-000	FT	Conduit - Convolute Slit - 1" ID
	041953-06-000	FT	Conduit - Convolute Slit - .375" ID
	008353-01-000	EA	Connector - Clamping - 3/8 Cable
	008356-01-000	EA	Connector - Plastic - 3/8" Avg.
	058028-01-000	EA	Connector - Pigtail - Clear Nylon
	008511-01-000	EA	Connector - Wire Nut - Red
	008314-01-000	EA	Connector - Wire Nut - Gray
	008054-01-000	EA	Cord - Power - 10-3 30 Amp. - 25'
	008054-02-000	EA	Cord - Power - 10-3 30 Amp. - 33'
	008052-01-000	EA	Cord - Power - 10-3 30 Amp. - 25' (CSA)
	009426-01-000	EA	Hatch - Power Cord - White
	008294-01-000	EA	Cover Plate - Blank - Steel 4 x 4 (USA)
	008294-02-000	EA	Cover Plate - Blank - Steel 4 x 4 (CSA)
	074890-01-000	EA	Extension Ring - Electrical Box - 1 1/2
	074017-02-000	EA	Housing Asm. - 5 Position
	097744-02-000	EA	Housing Asm. - Trailer Pin - 48"
	097746-01-000	EA	Housing Asm. - Trailer Cap
	097745-02-000	EA	Housing Asm. - Trailer Receptacle - 48"
	082109-01-000	EA	Housing - Connector
	088473-01-000	EA	Housing Pin
	088473-02-000	EA	Housing Pin - 15 Position
	088473-03-000	EA	Housing Pin - 9 Position
	088473-05-000	EA	Housing Pin - 6 Position In Line
	088473-06-000	EA	Housing Pin - 6 Position
	088473-08-000	EA	Housing Pin - 4 Position
	088473-09-000	EA	Housing Pin - 3 Position
	088473-10-000	EA	Housing Pin - 2 Position
	088474-01-000	EA	Housing Socket
	088474-02-000	EA	Housing Socket - 15 Position
	088474-03-000	EA	Housing Socket - 9 Position
	088474-06-000	EA	Housing Socket - 6 Position
	088474-08-000	EA	Housing Socket - 4 Position
	088474-09-000	EA	Housing Socket - 3 Position
	063910-01-000	EA	Housing - Relay
	088475-01-000	EA	Pin - Connector
	075736-03-000	EA	Receptacle/Cover Asm. - Beige (Exterior)
	084077-01-000	EA	Receptacle Cover - Ivory (Ground Fault Interrupter)
	084077-02-000	EA	Receptacle Cover - Brown (Ground Fault Interrupter)
	084076-01-000	EA	Receptacle - 15 Amp - 125 Volt - Ivory (Ground Fault Interrupter)
	058708-02-000	EA	Receptacle - Duplex - Ivory
	024924-02-000	EA	Receptacle - Power Cord
	058707-01-000	EA	Receptacle - Single - Brown
	007940-01-000	EA	Receptacle - Slide - 16 to 12 Awg.
	086273-01-000	EA	Relay - Battery Disconnect
	067789-02-000	EA	Socket Asm. - Lamp
	088476-01-000	EA	Socket - Connector

ELECTRICAL GROUP (CONTINUED)

WIRES, SWITCHES & RECEPTACLES (CONT.)

Key	Part Number	U/M	Description
	094086-01-01A	EA	Switch Plate - Single Gang - Black
	081066-02-000	EA	Switch Plate - 2 Gang - 2 Switch
	079362-04-000	EA	Switch Plate - 4 Gang - 2 Switch
	079363-03-000	EA	Switch Plate - Single w/Switch - Polished Brass
	079364-01-000	EA	Switch - ON/OFF Rocker - Brown
	079364-03-000	EA	Switch - ON/OFF - Rocker
	008195-01-000	EA	Switch - Push Button - 12 Volt
	076759-01-000	EA	Switch - SPST - Lock/Lock
	076759-03-000	EA	Switch - SPST - Lock/Lock/Lock
	076759-04-000	EA	Switch - SPDT - Mom/Lock/Mom
	076759-05-000	EA	Switch - SPDT - Lock/Lock/Mom
	076759-06-000	EA	Switch - Dummy
	076759-07-000	EA	Switch - SPST - Mom/Off/Lock
	076759-09-000	EA	Switch - SPDT - Lock/Lock
	073937-03-000	EA	Switch - Rotary - 3 Deck - A/C Select
	035416-04-000	EA	Terminal Ring - #10 Stud Fit
	008328-01-000	EA	Terminal Ring - 12/10 Wire
	008348-01-000	EA	Terminal Ring - 2 - 3/8 Stud
	008331-01-000	EA	Terminal Ring - 4 - 3/8 Stud
	062036-02-000	EA	Terminal - Pack - Con - 16/14 ANG
	008026-01-000	FT	Wire w/Ground - Romex - 12/2
	008343-01-000	EA	Wire Tie - 6"
	008343-02-000	EA	Wire Tie - 14"

FUSES & CIRCUIT BREAKERS

Key	Part Number	U/M	Description
	062901-02-000	EA	Fuse - 5 Amp. - Automotive
	062901-05-000	EA	Fuse - 15 Amp. - Automotive
	008211-01-000	EA	Circuit Breaker - 6 Amp. - 12 Volt
	093654-01-000	EA	Circuit Breaker - 6 Amp. - 12 Volt
	093654-02-000	EA	Circuit Breaker - 15 Amp. - 12 Volt
	083210-02-000	EA	Circuit Breaker - 15 Amp - 120 Volt (Ground Fault Interrupter)
	083209-02-000	EA	Circuit Breaker - 15/15 Amp. - 120 Volt
	083209-03-000	EA	Circuit Breaker - 15/20 Amp. - 120 Volt
	093654-03-000	EA	Circuit Breaker - 20 Amp. - 12 Volt
	083209-05-000	EA	Circuit Breaker - 20 Amp. - 120 Volt
	093655-01-000	EA	Circuit Breaker - 25 Amp. - 12 Volt
	093655-02-000	EA	Circuit Breaker - 30 Amp. - 12 Volt
	083209-06-000	EA	Circuit Breaker - 30/15 Amp. - 120 Volt
	093655-03-000	EA	Circuit Breaker - 40 Amp. - 12 Volt

MISCELLANEOUS ELECTRICAL COMPONENTS

Key	Part Number	U/M	Description
	063739-01-000	EA	Battery - 12 Volt - 80 Amp. - Gould
	036420-02-000	EA	Fan - DeRooster - 6" - 2 Speed (Option 36N)
	089294-01-000	EA	Lighter Asm. - Cigarette
	072852-01-000	EA	Smoke Detector w/9 Volt Battery
	067762-01-000	EA	Convertor - 40 Amp. w/Charger (UL)
	067762-02-000	EA	Convertor - 40 Amp. w/Charger (CSA)
	092615-01-000	EA	Convertor - 40 Amp. w/Charger (Export)
	051912-01-000	EA	Transformer - Dry Control (Export)
	093674-01-000	EA	Plate - Push Button Circuit Breaker
	092547-01-000	EA	Label - Circuit Breaker Plate

1989 WINNEBAGO TABLE OF CONTENTS

WCN28RU	A-01 - D-13
WC/JN31RT	D-15 - H-02
WC/JN36RO	H-03 - K-16

1989 WC/JN31RT INDEX

Floor Plan	D-15 - D-16
Accessories Group	D-17 - D-22
Bath Group	D-23 - E-01
Chassis Group	E-02 - E-09
Curtain, Cushion & Pad Group	E-10 - E-22
Dinette Group	E-23 - E-24
Driver's Compartment Group	F-01 - F-06
Electrical Group	F-07 - F-11
Exterior Body Group	F-12 - F-19
Galley Group	F-20 - F-22
Heating & Air Conditioning Group	F-23 - F-24
Interior Finish Group	G-01 - G-02
LP Group	G-03
Lounge Group	G-04 - G-07
Water & Sewage Group	G-08 - G-11
Window, Vent & Exterior Door Group	G-12 - H-02

ELECTRICAL GROUP (CONTINUED)

BULBS

Key	Part Number	U/M	Description
	008103-01-000	EA	Bulb - 53 (Aisle Light)
	036196-01-000	EA	Bulb - 194 (Courtesy & Clearance Lights)
	072696-01-709	EA	Bulb - 912 (Stove Hood)
	008215-01-000	EA	Bulb - 1003 (Shower Light)
	067479-01-000	EA	Bulb - 1076 (Wall Lamp)
	063914-01-000	EA	Bulb - 1139 (Reading Light)
	008218-01-000	EA	Bulb - 1141 (Dome Light)
	037934-01-000	EA	Bulb - 1156 (Back-Up Light)
	081633-01-700	EA	Bulb - Make-Up Light
	084880-01-706	EA	Bulb - DC Light (Refrigerator)
	088737-01-710	EA	Bulb - 30W (Microwave Oven)
	078424-02-700	EA	Bulb - Fluorescent - 18" (Galley)
	091937-03-000	EA	Bulb - Fluorescent - 18" (Ceiling)

INTERIOR LIGHTS & BULBS

Key	Part Number	U/M	Description
	065202-03-000	EA	Lamp Asm. - Wall Decor - Brass & Cream
	065201-02-000	EA	Shade - Wall Lamp - Parchment
	067479-01-000	EA	Bulb - Wall Lamp
	082686-01-000	EA	Lamp - Table - Brass/Wood
	082686-06-000	EA	Shade - Table Lamp
	033508-02-000	EA	Dome Light - 1 Bulb - Ivory (US)
	033508-03-000	EA	Dome Light - 1 Bulb - Ivory (CSA)
	033509-02-000	EA	Dome Light - 2 Bulb - Ivory (US)
	033509-03-000	EA	Dome Light - 2 Bulb - Ivory (CSA)
	R77013-48-179	EA	Switch - Dome Light
	008218-01-000	EA	Bulb - Dome Light
	078424-02-000	EA	Light Asm. - Fluorescent - 12V - 18" - Almond (Galley)
	078424-02-701	EA	Lens - Fluorescent Light - 18"
	078424-02-700	EA	Bulb - Fluorescent Light - 12V - 18"
	091937-01-000	EA	Light Asm. - Fluorescent - 12V - 18" - Almond (Ceiling) (Option 48)
	091937-02-000	EA	Lens - Fluorescent Light - 18"
	091937-03-000	EA	Bulb - Fluorescent Light - 18"
	072353-08-000	EA	Light Asm. - Reading - 360° Swivel - Tan
	063914-01-000	EA	Bulb - Reading Light
	061424-01-000	EA	Light Asm. - 12V - Rectangular - Aisle
	008103-01-000	EA	Bulb - Aisle Light
	068937-04-000	EA	Light Asm. - Surface - No Switch (Shower)
	008215-01-000	EA	Bulb - Light - #1003
	081633-01-000	EA	Light Asm. - Make-Up (US)
	081633-02-000	EA	Light Asm. - Make-Up (CSA)
	081633-01-700	EA	Bulb - Make-Up Light
	087694-02-000	EA	Light Asm. - Wardrobe w/Switch
	087694-01-700	EA	Bulb - Wardrobe - Light
	090353-05-000	EA	Light Asm. - Map - Double
	077026-01-000	EA	Lens - Courtesy Light (Beverage Tray)
	077000-01-000	EA	Socket Asm. w/Pigtail
	036196-01-000	EA	Bulb - Courtesy Light
	076788-01-000	EA	Socket - Lamp - Mini - Bayonet (Das.)

ELECTRICAL GROUP (CONTINUED)

EXTERIOR LIGHTS & BULBS

Key	Part Number	U/M	Description
	081250-01-000	EA	Light Asm. - Clearance - Amber
	081250-01-700	EA	Lens - Clearance - Amber
	081250-02-000	EA	Light Asm. - Clearance - Red
	081250-02-700	EA	Lens - Clearance - Red
	036196-01-000	EA	Bulb - Clearance Lights
	081437-01-000	EA	Bracket - Clearance Lights
	089289-01-000	EA	Light Asm. - Side Marker - Red
	089289-02-000	EA	Light Asm. - Side Marker - Amber
	089291-01-000	EA	Light Asm. - Turn Signal - Red
	089292-01-000	EA	Light Asm. - Turn Signal - Amber
	089290-01-000	EA	Light Asm. - Back-Up - Red/Clear
	037934-01-000	EA	Bulb - Back-Up Light
	076795-01-000	EA	Light Asm. - License
	070907-01-000	EA	Headlamp Capsule Asm. - Rectangular
	091838-01-01A	EA	Bezel - Headlamp - Right
	091838-02-01A	EA	Bezel - Headlamp - Left
	033508-02-000	EA	Lamp Asm. - Storage Compartment - Ivory (US)
	033508-03-000	EA	Lamp Asm. - Storage Compartment - Ivory (CSA)
	008089-01-000	EA	Porch Light - Recessed (US)
	008089-02-000	EA	Porch Light - Recessed (CSA)
	008089-01-700	EA	Lens - Purch Light
	091981-01-000	EA	Gasket - Porch Light
	008215-01-000	EA	Bulb - Porch Light
	088747-01-000	EA	Light Asm. - Fog Light - Clear Lens (Option 57M)
	088747-01-700	EA	Lens - Fog Light
	070907-01-000	EA	Headlamp Capsule Asm. - Rectangular

WINDSHIELD WIPER & WASHER

Key	Part Number	U/M	Description
	056000-02-000	EA	Washer Asm. - Windshield
	072472-04-000	EA	Arm - Windshield Wiper - 29" - Black
	072472-02-000	EA	Adaptor - Arm Wiper Pantograph
	049464-03-000	EA	Blade Asm. - Windshield Wiper - 20" - Black
	049464-03-700	EA	Blade - Wiper Refill
	067190-04-000	EA	Shaft & Pivot Asm.
	077048-01-000	EA	Shaft Adapter - Pantograph Arm
	067191-02-700	EA	Drive Motor Asm. - Wiper
	067192-01-000	EA	Link Asm. - Connection - 39"
	067193-02-000	EA	Link Asm. - Connection - 8.10"
	067188-01-000	EA	Stuo - Crank Wiper
	091206-02-000	EA	Control - Wiper
	045794-01-000	FT	Hose - 5/32" ID - Black

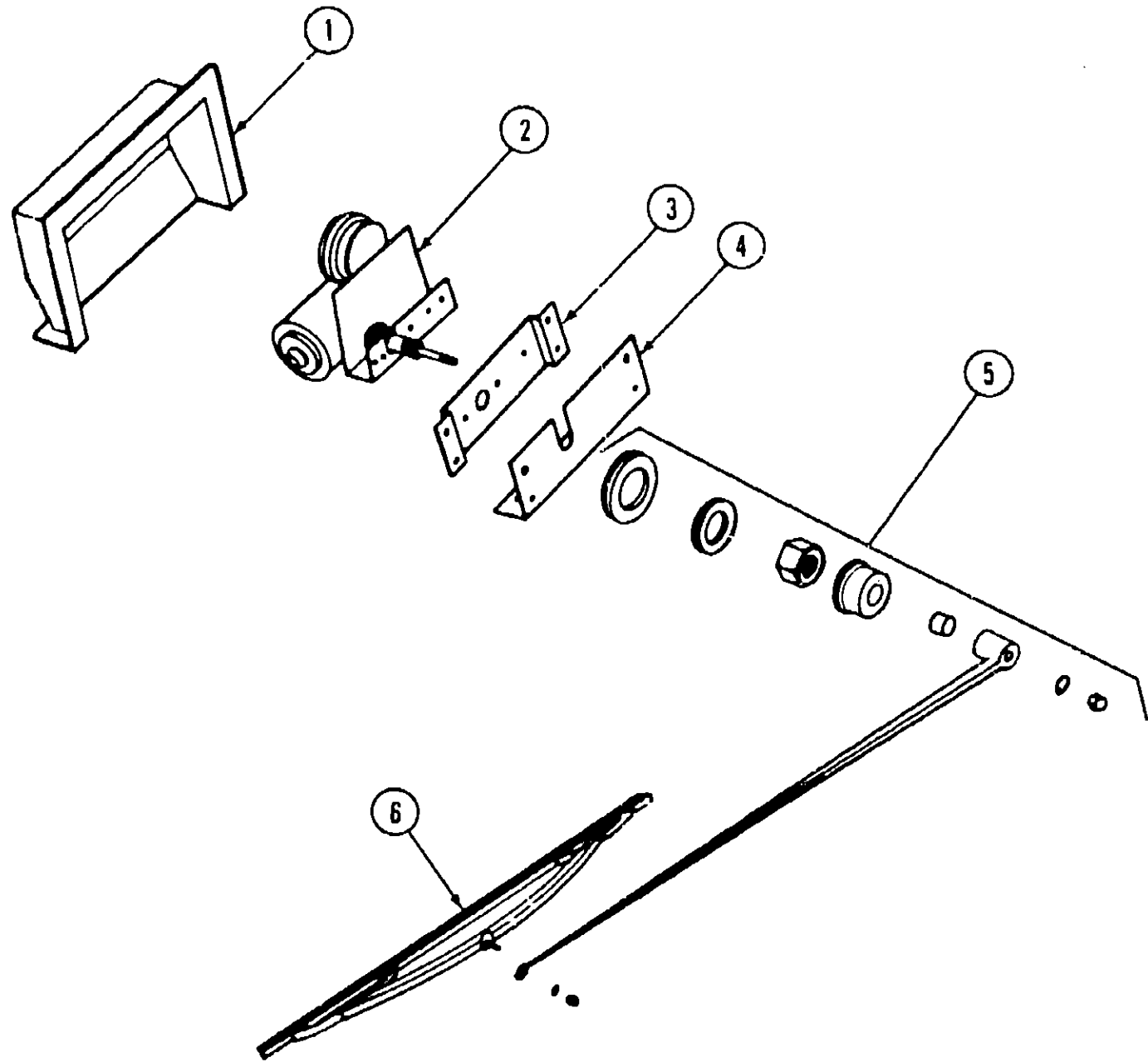
**1989 WINNEBAGO
TABLE OF CONTENTS**

WCN28RU	A-01 - D-13
WC/JN31RT	D-15 - H-02
WC/JN36RQ	H-03 - K-16

1989 WC/JN31RT INDEX

Floor Plan	D-15 - D-16
Accessories Group	D-17 - D-22
Bath Group	D-23 - E-01
Chassis Group	E-02 - E-09
Curtain, Cushion & Pad Group	E-10 - E-22
Dinette Group	E-23 - E-24
Driver's Compartment Group	F-01 - F-06
Electrical Group	F-07 - F-11
Exterior Body Group	F-12 - F-19
Galley Group	F-20 - F-22
Heating & Air Conditioning Group	F-23 - F-24
Interior Finish Group	G-01 - G-02
LP Group	G-03
Lounge Group	G-04 - G-07
Water & Sewage Group	G-08 - G-11
Window, Vent & Exterior Door Group	G-12 - H-02

ELECTRICAL GROUP (CONTINUED)



REAR WIPER & WASHER (OPTION 59F)

Key	Part Number	U/M	Description
1	094079-01-01A	EA	Cover - Rear Wiper - Beige
2	085721-01-000	EA	Motor Asm. - Wiper - 93°
3	094081-01-000	EA	Bracket - Rear Wiper
4	094080-02-000	EA	Bracket Asm. - Rear Wiper
5	057653-02-000	EA	Arm - Windshield Wiper - 20"
6	049464-03-000	EA	Blade - 20" Wiper
	056000-U3-000	EA	Washer Asm. - Rear Window
	097372-02-01A	EA	Switch - SPST - Off/Mom
	092781-01-000	EA	Wire Asm. - Rear Wiper
	061603-01-000	EA	Grommet - Snap - 3/16 ID
	071015-21-000	EA	Grommet - .50 ID

EXTERIOR BODY GROUP

LABELS & EXTERIOR PAINT

Key	Part Number	U/M	Description
	091243-01-000	EA	Label - Air Conditioner Cover
	074983-01-000	EA	Label - Air Conditioner Selector
	087236-01-000	EA	Label - Cable - Input
	065748-01-000	EA	Label - Caution - Battery Changing
	087237-01-000	EA	Label - Certification
	096506-01-000	EA	Label - Compartment No Sealed
	095721-01-000	EA	Label - Control Center
	006195-01-000	EA	Label - Electrical Test
	047731-01-000	EA	Label - Emergency Exit
	006199-01-000	EA	Label - Exit - Escape Window
	094675-01-000	EA	Label - Exterior Light Service
	061417-01-000	EA	Label - Fuel
	087207-02-000	EA	Label - Fuel Cap Removal
	094622-01-000	EA	Label - Fuel Pump - Power
	006196-01-000	EA	Label - Gas Test
	054531-01-000	EA	Label - LP Gas Only
	073998-01-000	EA	Label - LPG Odor Warning
	040944-01-000	EA	Label - Open - Entrance Door
	061606-01-000	EA	Label - Overlay - Vehicle Certification
	006031-01-000	EA	Label - Potable Water Only
	056259-01-000	EA	Label - Safety Check List
	006064-01-000	EA	Label - Seat - w/o Seat Belts
	006187-01-000	EA	Label - Sewage
	079966-01-000	EA	Label - Warning - Stowed Motion
	077956-01-000	EA	Label - Warning - Smoke Detector
	075221-03-000	EA	Label - Trailer Hitch Capacity
	091224-01-000	EA	Label - Trailer Lighting
	078236-02-000	EA	Label - TV Outlet
	090342-01-000	EA	Label - Vapor Relief
	075220-01-000	EA	Label - Warning - Exterior Load Limit
	050225-01-000	EA	Label - Warning - Stove Vent - US
	006188-01-000	EA	Label - Waste Water
	006197-01-000	EA	Label - Water Test
	006062-01-000	EA	Tag - Electrical - 110 Volt Connection
	006040-01-000	EA	Tag - Gas - Refueling Warning
	006019-01-000	EA	Tag - RVI Approved - Plastic
	044486-03-000	EA	Paint - Beige Acrylic Enamel - 16 oz. Aerosol (DuPont #7633A)
	045681-03-000	EA	Paint - Gloss Black - Acrylic Enamel - 16 oz. Aerosol (DuPont #99)
	074559-01-000	EA	Label "LPG" 3.3" x 1.75" (Calif. Code)

MISCELLANEOUS EXTERNALLY MOUNTED PARTS

Key	Part Number	U/M	Description
	083558-01-000	EA	Plumbing Seal - Roof Vent - 1 1/2" - Covered
	009126-01-000	EA	Assist Handle - Chrome
	087659-04-000	EA	Fill - City Water - Recessed - Off White
	087659-01-700	EA	Water Fill - Cap & Strap Only
	069362-03-000	EA	Brace - Floor to Valance - 13.21"
	069726-02-000	EA	Bumper - Black - .88" x 40"
	083615-01-000	EA	Door Stop - Beige Plastic
	075736-01-000	EA	Receptacle/Cover Asm. - Beige

SHEET FIBERGLASS, ALUMINUM & STYROFOAM

Key	Part Number	U/M	Description
	044487-01-001	EA	Aluminum - Mill Finish - No Design (Roof) - 96" x 360"
	000868-01-000	SF	Styrofoam - 3/4" x 24" x 96"
	000870-01-000	SF	Styrofoam - 1 1/2" x 24" x 96"
	000870-03-000	SF	Styrofoam - 1.34" x 48" x 96"
	000870-05-000	SF	Styrofoam - .50" x 24" x 96"
	083574-01-000	SF	Styrofoam - 1.5" x 24" x 85.25"
	084882-01-700	EA	Fiberglass/Mende Board Sheet - Beige

**1989 WINNEBAGO
TABLE OF CONTENTS**

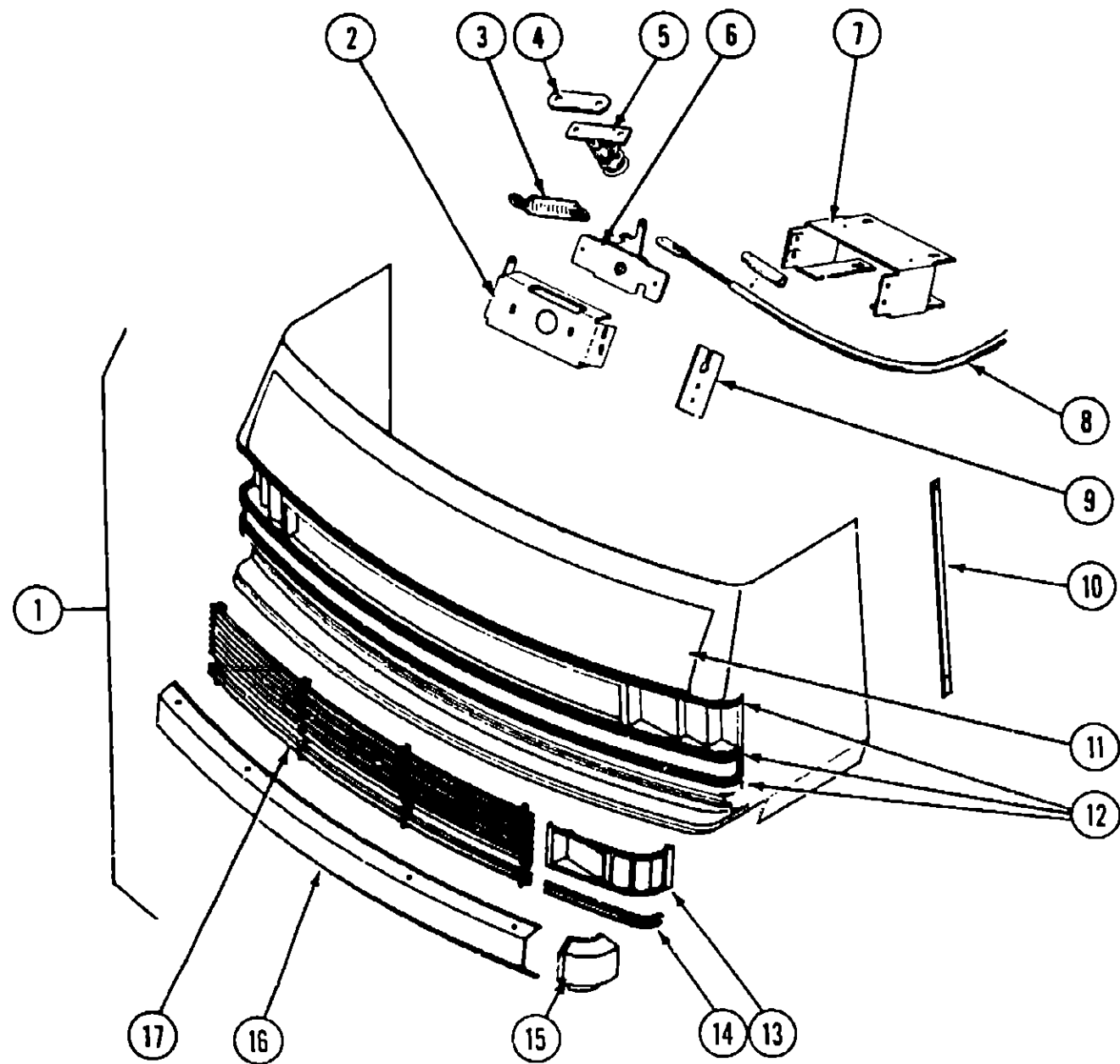
WCN28RU
WC/JN31RT
WC/JN36RQ

A-01 - D-13
D-15 - H-02
H-03 - K-16

1989 WC/JN31RT INDEX

Floor Plan	D-15 - D-16
Accessories Group	D-17 - D-22
Bath Group	D-23 - F-01
Chassis Group	E-02 - E-09
Curtain, Cushion & Pad Group	E-10 - E-22
Dinette Group	E-23 - E-24
Driver's Compartment Group	F-01 - F-06
Electrical Group	F-07 - F-11
Exterior Body Group	F-12 - F-19
Galley Group	F-20 - F-22
Heating & Air Conditioning Group	F-23 - F-24
Interior Finish Group	G-01 - G-02
LP Group	G-03
Lounge Group	G-04 - G-07
Water & Sewage Group	G-08 - G-11
Window, Vent & Exterior Door Group	G-12 - H-02

EXTERIOR BODY GROUP (CONTINUED)



Key	Part Number	U/M	Description
1	M01115-20-Y10	EA	Panel Asm. - Front Shroud (includes access panel)
2	073336-02-0C0	EA	Bracket - Mounting Latch
3	R77006-38-499	EA	Spring - Hood Release
4	R77006-68-172	EA	Shim - Spacer Plate
5	R77007-01-950	EA	Striker & Spring - Hood Latch
6	R77007-51-429	EA	Latch Asm. - Hood
7	093295-02-000	EA	Bracket Asm. - Hood Latch
8	077064-01-000	EA	Cable - Hood Release - w/Clamp
9	077407-01-000	EA	Bracket - Hood Cable Release (mounts under the hood)
	077406-01-000	EA	Bracket - Hood Cable Release (mounts under the dash)
10	096204-01-01A	EA	Trim - "J" Molding - Beige
11	092677-01-Y10	EA	Access Panel Asm. - Hood
	058786-02-000	EA	Hood Bolt Adjusting
	076716-01-000	EA	Bracket Asm. - Striker Latch
	093851-01-Y12	EA	Hinge Asm. - Hood - Passenger
	093851-02-Y12	EA	Hinge Asm. - Hood - Driver
	076767-02-000	EA	Cable Asm. - 1/16" x 16.5" - Stainless Steel
	091955-01-000	EA	Squeegee - Extended Handle
	091952-01-000	EA	Clip - 1" Gripper
	093527-01-000	EA	Bracket - Squeegee
12	092414-01-000	FT	Trim - Chrome
13	091838-02-01A	EA	Bezel - Headlamp - Driver
	091838-01-01A	EA	Bezel - Headlamp - Passenger
	070907-01-000	EA	Headlamp Capsule Asm. - Rectangular
	091230-02-000	EA	Screw - Headlamp Bezel - 8.32 x 3/4 POH
	063749-02-000	EA	Housing Asm. - Headlamp
14	093014-01-Y10	EA	Bar Asm. - Grille - End
15	091840-02-01A	EA	End Cap - Bumper - Driver
	091840-01-01A	EA	End Cap - Bumper - Passenger
16	091994-01-03A	EA	Bumper Asm. - Chrome
17	092901-01-Y10	EA	Grille Asm. - 10 Bar
	094060-01-000	EA	Rod Asm. - Prop - Hood

EXTERIOR BODY GROUP (CONTINUED)

EXTERIOR BODY PANELS & HARDWARE

**1989 WINNEBAGO
TABLE OF CONTENTS**

WCN28RU
WC/JN31RT
WC/JN36RQ

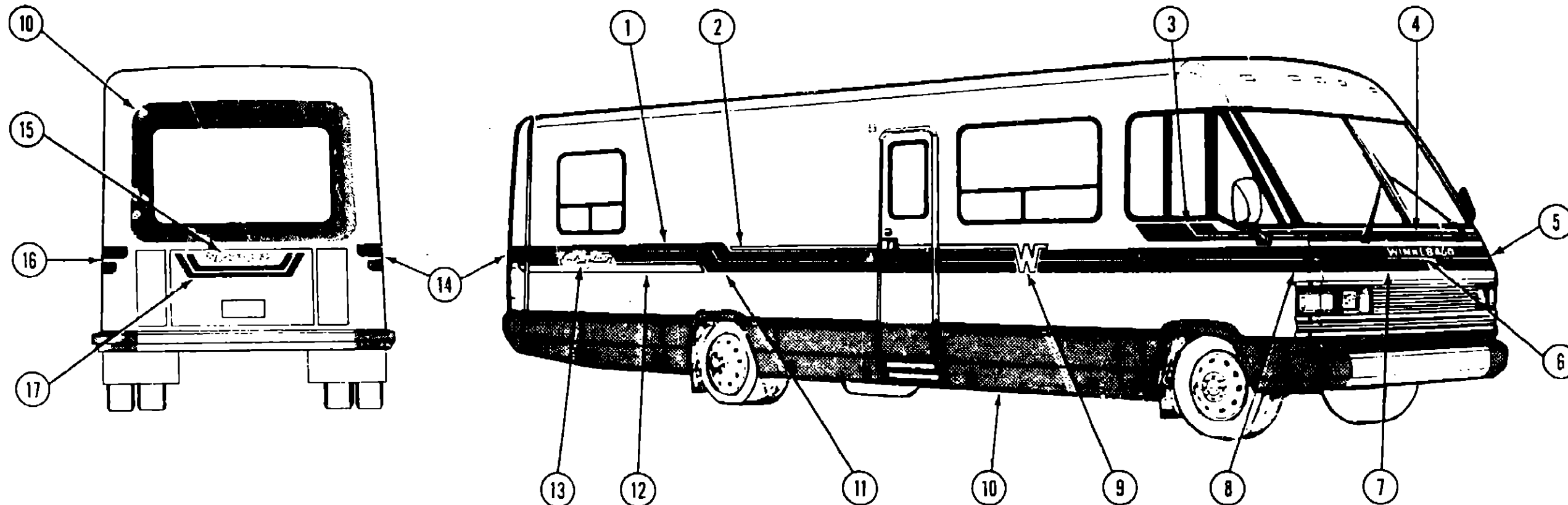
A-01 - D-13
D-15 - H-02
H-03 - K-16

1989 WC/JN31RT INDEX

Floor Plan	D-15 - D-16
Accessories Group	D-17 - D-22
Bath Group	D-23 - E-01
Chassis Group	E-02 - E-09
Curtain, Cushion & Pad Group	E-10 - E-22
Dinette Group	E-23 - E-24
Driver's Compartment Group	F-01 - F-06
Electrical Group	F-07 - F-11
Exterior Body Group	F-12 - F-19
Galley Group	F-20 - F-22
Heating & Air Conditioning Group	F-23 - F-24
Interior Finish Group	G-01 - G-02
LP Group	G-03
Lounge Group	G-04 - G-07
Water & Sewage Group	G-08 - G-11
Window, Vent & Exterior Door Group	G-12 - H-02

EXTERIOR BODY GROUP (CONTINUED)

DECALS, FILM STRIPE & PAINT



1989 WINNEBAGO TABLE OF CONTENTS

WCN28RU
WC/JN31RT
WC/JN36RQ

A-01 - D-13
D-15 - H-02
H-C3 - K-16

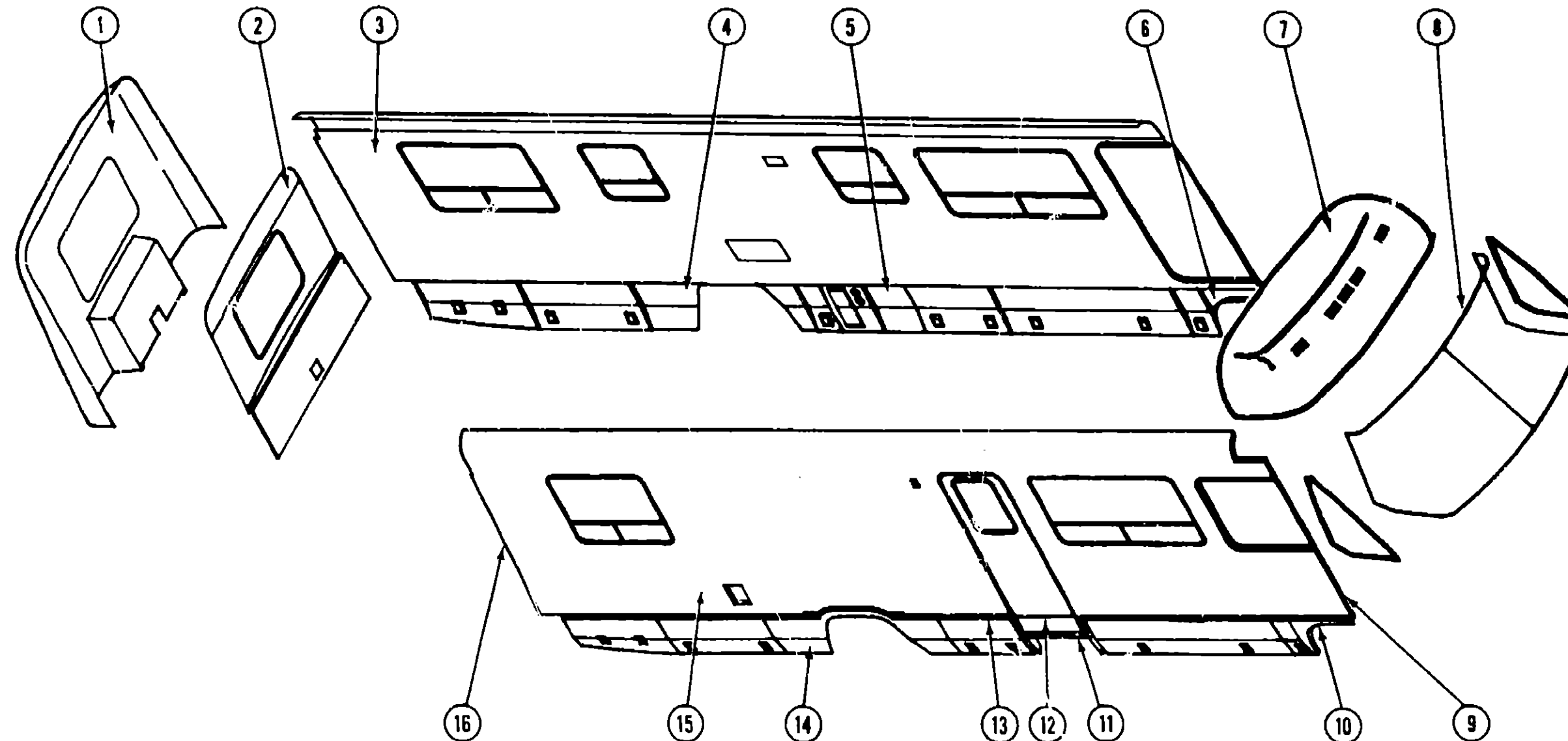
Key	Part Number	U/M	Description
1	093680-10-01A	FT	Film - Multi-Stripe - 6.8" x 150' - Rose/Blue (Y12, Y14)
1	093680-10-02A	FT	Film - Multi-Stripe - 6.8" x 150' - Brown/Green (Y13)
2	093681-03-02A	FT	Film - Stripe - 1.4" x 150' - Brown
3	092991-01-01A	EA	Decal - Corner - Upper Front - Passenger - Blue/Rose (Y12, Y14)
3	092991-01-02A	EA	Decal - Corner - Upper Front - Passenger - Green/Brown (Y13)
	092991-02-01A	EA	Decal - Corner - Upper Front - Driver - Blue/Rose (Y12, Y14)
	092991-02-02A	EA	Decal - Corner - Upper Front - Driver - Green/Brown (Y13)
4	093680-12-01A	FT	Film - Multi-Stripe - 2.1" x 150' - Rose/Blue (Y12, Y14)
4	093680-12-02A	FT	Film - Multi-Stripe - 2.1" x 150' - Green/Brown (Y13)
5	092990-01-01A	EA	Decal - Corner - Lower Front - Rose/Blue (Y12, Y14)
5	092990-01-02A	EA	Decal - Corner - Lower Front - Brown/Green (Y13)
6	069745-03-000	EA	Decal - "Winnie" - Chrome
6	069745-04-000	EA	Decal - "Bago" - Chrome
7	092989-01-01A	EA	Decal - Hood - Rose/Blue (Y12, Y14)
7	092989-01-02A	EA	Decal - Hood - Green/Brown (Y13)
8	092990-02-01A	EA	Decal - Corner - Lower Front - Rose/Blue (Y12, 14)
8	092990-02-02A	EA	Decal - Corner - Lower Front - Brown/Green (Y13)
9	079351-34-000	EA	Decal - Flying "W" - Brown
10	089363-06-700	EA	Paint Kit - Taupe - Metallic
11	093705-01-01A	EA	Decal - Side Step Lower - Passenger - Rose/Blue (Y12, Y14)
11	093705-01-02A	EA	Decal - Side Step Lower - Passenger - Brown/Green (Y13)
	093705-02-01A	EA	Decal - Side Step Lower - Driver - Rose/Blue (Y12, Y14)
	093705-02-02A	EA	Decal - Side Step Lower - Driver - Brown/Green (Y13)
12	093681-02-02A	FT	Film Stripe - 3.2" x 150' - Brown
13	058719-03-000	EA	Decal - Logo - "Chieftain" - Chrome
14	092993-01-01A	EA	Decal - Rear Corner - Rose/Blue/Brown (Y12, Y14)
14	092993-01-02A	EA	Decal - Rear Corner - Brown/Green/Brown (Y13)
15	092995-01-01A	EA	Decal - Logo - "Winnebago" - Black
16	092993-02-01A	EA	Decal - Rear Corner - Rose/Blue/Brown (Y12, Y14)
16	092993-02-02A	EA	Decal - Rear Corner - Brown/Green/Brown (Y13)
17	092994-01-01A	EA	Decal - Tire Cover - Rose/Blue (Y12, Y14)
17	092994-01-02A	EA	Decal - Tire Cover - Brown/Green (Y13)

1989 WC/JN31RT INDEX

Floor Plan	D-15 - D-16
Accessories Group	D-17 - D-22
Bath Group	D-23 - E-01
Chassis Group	E-02 - E-09
Curtain, Cushion & Pad Group	E-10 - E-22
Dinette Group	E-23 - E-24
Driver's Compartment Group	F-01 - F-06
Electrical Group	F-07 - F-11
Exterior Body Group	F-12 - F-19
Galley Group	F-20 - F-22
Heating & Air Conditioning Group	F-23 - F-24
Interior Finish Group	G-01 - G-02
LP Group	G-03
Lounge Group	G-04 - G-07
Water & Sewage Group	G-08 - G-11
Window, Vent & Exterior Door Group	G-12 - H-02

EXTERIOR BODY GROUP (CONTINUED)

EXTERIOR BODY PANELS & TRIM



1989 WINNEBAGO TABLE OF CONTENTS

WCN28RU
WC/JN31RT
WC/JN36RQ

A-01 - D-13
D-15 - H-02
H-03 - K-16

1989 WC/JN31RT INDEX

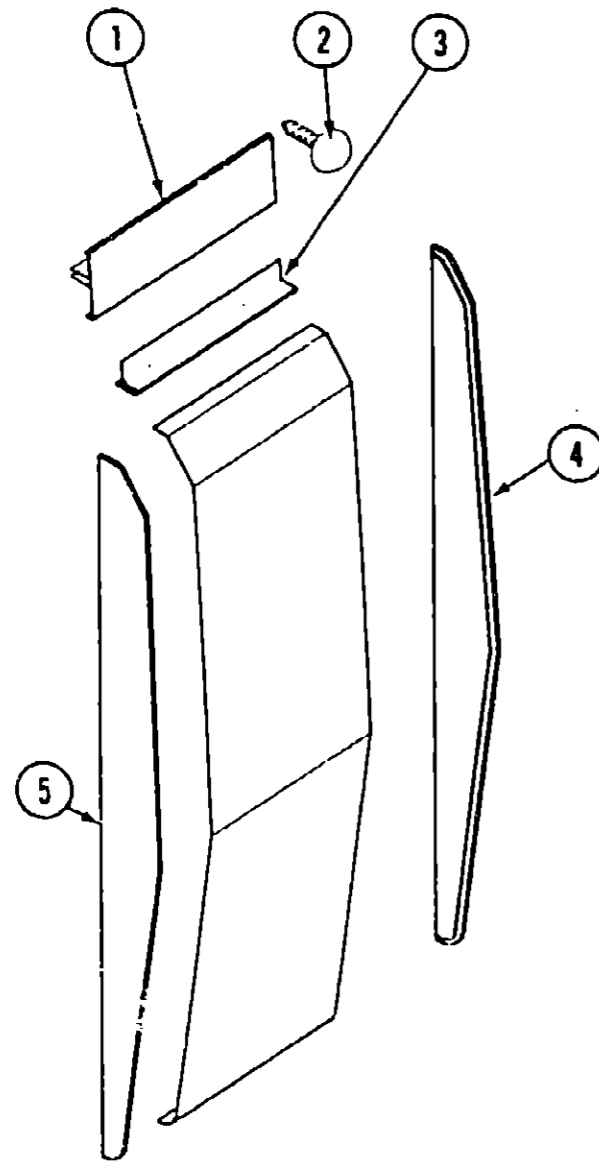
Floor Plan	D-15 - D-16
Accessories Group	D-17 - D-22
Bath Group	D-23 - E-01
Chassis Group	E-02 - E-09
Curtain, Cushion & Pad Group	E-10 - E-22
Dinette Group	E-23 - E-24
Driver's Compartment Group	F-01 - F-06
Electrical Group	F-07 - F-11
Exterior Body Group	F-12 - F-19
Galley Group	F-20 - F-22
Heating & Air Conditioning Group	F-23 - F-24
Interior Finish Group	G-01 - G-02
LP Group	G-03
Lounge Group	G-04 - G-07
Water & Sewage Group	G-08 - G-11
Window, Vent & Exterior Door Group	G-12 - H-02

Key	Part Number	U/M	Description
1	M03490-01-Y10	EA	Rear Cap Asm. - Beige (Chevrolet)
1	M03490-02-Y12	EA	Rear Cap Asm. - Beige (John Deere)
2	M03911-01-Y12	EA	Backwall Asm. - Upper
2	M03911-04-Y12	EA	Backwall Asm. - Upper - w/Rear Wiper (Twin Bed) (Option 59F)
2	M03911-05-Y12	EA	Backwall Asm. - Upper - w/Rear Wiper (Queen Bed) (Option 59F)
	M03912-02-Y12	EA	Backwall Asm. - Lower (w/Queen Bed)
	M03912-01-Y12	EA	Backwall Asm. - Lower (w/Twin Bed)
3	M93516-01-Y12	EA	Sidewall Asm. - Driver
3	M93516-01-Y13	EA	Sidewall Asm. - Driver
3	M93516-01-Y14	EA	Sidewall Asm. - Driver
4	093244-13-Y12	EA	Wheel Lip - Rear - Driver
5	093021-10-Y12	EA	Valance Asm. - Body Panel
6	092588-02-01A	EA	Wheel Lip Asm. - Front - Driver
7	M02959-05-Y10	EA	Front Cap Asm. - Beige
8	091986-01-000	EA	Reveal Molding
9	096204-01-01A	EA	Trim - "J" Molding
10	092588-01-01A	EA	Wheel Lip Asm. - Front - Passenger

Key	Part Number	U/M	Description
11	093386-01-Y10	EA	Valance Asm. - Step
12	093573-01-02A	EA	Body Molding - Entrance Door
13	092301-01-01A	FT	Body Molding - Off White
	094362-02-000	EA	Clip - X-Mas - Flat Head
14	093244-07-Y12	EA	Wheel Lip Asm. - Rear - Beige
15	M93448-01-Y12	EA	Sidewall Asm. - Passenger
15	M93448-01-Y13	EA	Sidewall Asm. - Passenger
15	M93448-01-Y14	EA	Sidewall Asm. - Passenger
16	092041-01-01A	EA	Trim - Rear Cap to Sidewall - Beige
	091985-01-02A	EA	Trim Insert - Beige
	M93549-01-Y12	EA	Roof Asm.
	091840-01-01A	EA	Bumper End Cap - Front - Passenger
	091840-02-01A	EA	Bumper End Cap - Front - Driver
	092250-01-01A	EA	Bumper End Cap - Rear - Passenger
	092250-02-01A	EA	Bumper End Cap - Rear - Driver

See the following page for the breakdown of this item.

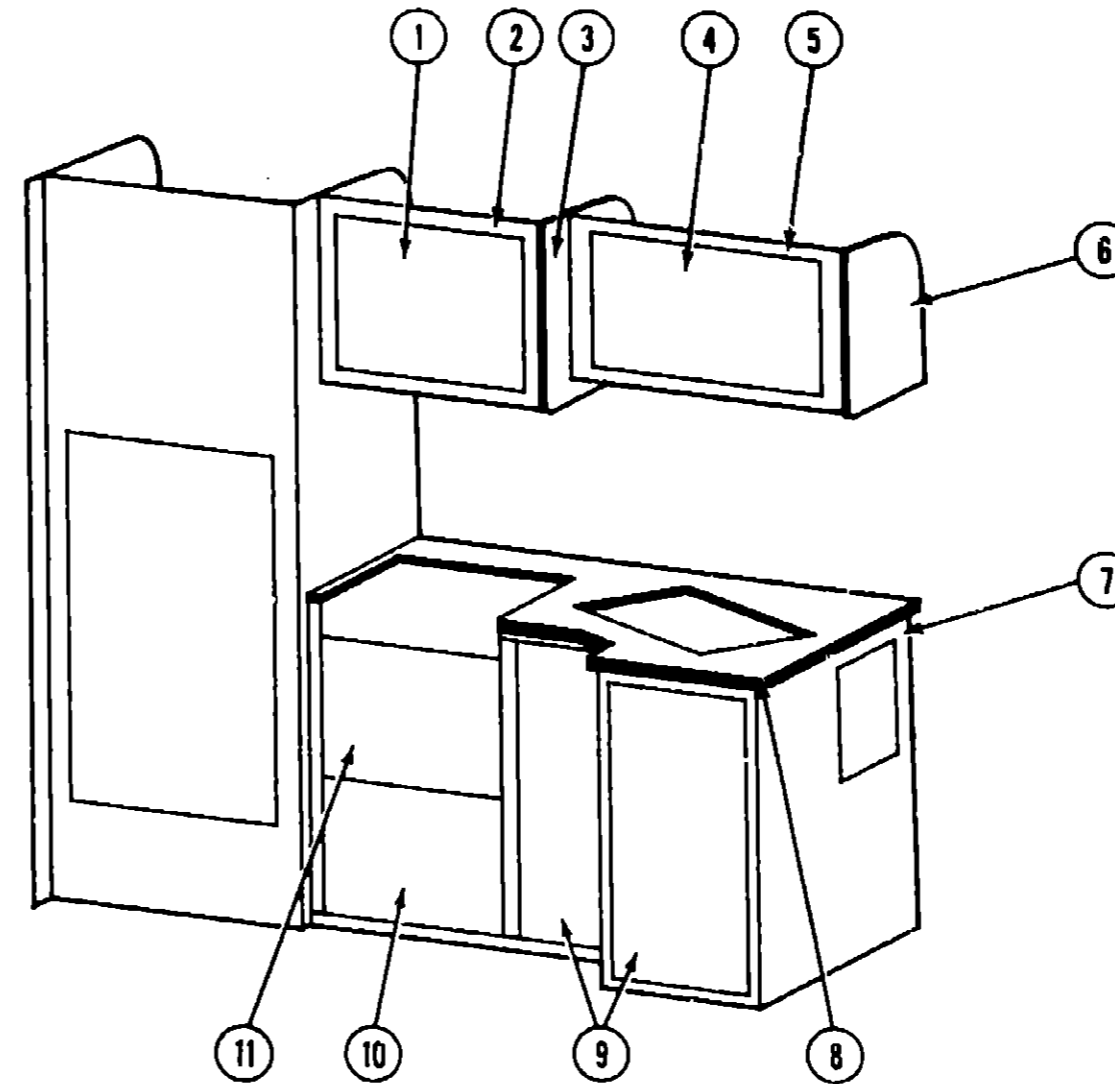
EXTERIOR BODY GROUP (CONTINUED)



VALANCE PANEL ASM.

Key	Part Number	U/M	Description
1	092301-01-01A	EA	Body Molding - Off White
2	094362-02-000	EA	Clip - X-Mas - Flat Head
3	094355-01-01A	EA	Trim - Valance to Sidewall
4	092689-01-02A	EA	End Cap - Valance Panel - Right
5	092689-02-02A	EA	End Cap - Valance Panel - Left

GALLEY GROUP



GALLEY CABINETRY

Key	Part Number	U/M	Description
1	M88309-A9-X08	EA	Door Asm. - Galley Overhead - 14.4" x 21.9" - w/o Hardware
2	M94767-01-Y07	EA	Cabinet Asm. - Galley Overhead - w/o Door or Hardware
3	094767-01-Y12	EA	Cabinet Asm. - Galley Overhead - w/o Door or Hardware
4	092090-02-Y12	EA	Pad Asm. - End Cap - Galley Overhead - Vinyl
5	M88304-84-X08	EA	Door Asm. - Galley Overhead - 14.4" x 26.8" - w/o Hardware
6	M92730-01-Y12	EA	Cabinet Asm. - Galley Overhead - w/o Door or Hardware
7	092744-01-Y12	EA	Pad Asm. - End Cap - Galley Overhead - Vinyl
8	M03862-01-Y12	EA	Cabinet Asm. - Galley - w/o Doors, Countertop or Hardware
9	M03862-02-Y12	EA	Cabinet Asm. - Galley - w/o Doors, Countertop, Drawers or Hardware
10	M88304-17-X73	EA	Door Asm. - 11.4" x 16.1" - w/o Hardware
11	093182-17-Y12	EA	Countertop Asm. - Galley Cabinets
11	M88304-14-X08	EA	Door Asm. - Galley Cabinet - 14.4" x 33.5" - w/o Hardware
11	M88304-05-X23	EA	Door Asm. - Galley Cabinet - 21.9" x 15.9" - w/o Hardware
11	M82184-10-X11	EA	Drawer Asm. - Galley Cabinet
11	092487-02-Y12	EA	Spice Rack
11	092488-01-Y12	EA	Holder - Paper Towel
11	093288-03-01A	EA	Tray - Silverware Drawer - Beige
11	093238-01-Y12	EA	Cover - Knife Rack (On the Counter)

* Parts used with the Microwave Option.

**1989 WINNEBAGO
TABLE OF CONTENTS**

WCN28RU
WC/JN31RT
WC/JN36RO

A-01 - D-13
D-15 - H-02
H-03 - K-16

1989 WC/JN31RT INDEX

Floor Plan	D-15 - D-16
Accessories Group	D-17 - D-22
Bath Group	D-23 - E-01
Chassis Group	E-02 - E-09
Curtain, Cushion & Pad Group	E-10 - E-22
Dinette Group	E-23 - E-24
Driver's Compartment Group	F-01 - F-06
Electrical Group	F-07 - F-11
Exterior Body Group	F-12 - F-19
Galley Group	F-20 - F-22
Heating & Air Conditioning Group	F-23 - F-24
Interior Finish Group	G-01 - G-02
LP Group	G-03
Lounge Group	G-04 - G-07
Water & Sewage Group	G-08 - G-11
Window, Vent & Exterior Door Group	G-12 - H-02

GALLEY GROUP (CONTINUED)

GALLEY HARDWARE

Key	Part Number	U/M	Description
	093526-01-000	EA	Sink - Stainless Steel - Double
	092303-01-000	EA	Strainer - w/Basket - Sink
	064952-01-000	EA	Faucet - Swing Spout - 8"
	058334-01-000	EA	Wastebasket - 9 3/4" x 7" x 10" - White
	077409-02-000	EA	Drawer Slide - Plastic - 20.75"
	077404-02-000	EA	Drawer Slide - Plastic - 20" x 12.7"
	037688-01-000	EA	Drawer Rail - V-Guide
	093288-03-01A	EA	Tray - Silverware - Plastic
	094067-01-01A	EA	Drawer Divider - Plastic
	081646-01-000	EA	Rack - White Wire - Storage
	075451-02-000	EA	Clip - White Wire Storage Rack
	059777-02-000	EA	Hinge - Antique - Light Brass
	081376-01-000	EA	Back Plate - Door Pull - Polished Brass
	088264-01-000	EA	Pull - Door
	093153-01-000	EA	Cutting Board - Maple
	092487-02-Y12	EA	Rack Asm. - Spice
	092498-01-Y12	EA	Towel Holder - Paper
	054450-01-000	EA	Level - Refrigerator
	084466-02-000	EA	Slide Asm. - Galley Cabinet Drawer - Right
	084466-03-000	EA	Slide Asm. - Galley Cabinet Drawer - Left
	093605-01-01A	EA	Towel Rack - Wire - Almond (Galley Cabinet)

GALLEY APPLIANCES

Key	Part Number	U/M	Description
	091269-03-000	EA	Microwave Oven - Magic Chef
	091269-03-700	EA	Door Panel - Outer
	091269-03-701	EA	Plate - Ceramic - 9 1/2" Round
	091269-03-702	EA	Clip - White - F/Oven Shelf
	091269-03-703	EA	Clip - Black - F/Oven Shelf
	094745-01-01A	EA	Trim - Microwave - Black (Sides)
	094774-01-01A	EA	Trim - Microwave - Black (Bottom)
	094039-02-000	EA	Refrigerator - 3-Way Large Double Door
	094039-01-700	EA	P.C. Board Asm.
	094039-01-701	EA	Eye Brow Asm.
	094039-01-702	EA	Upper Door Gasket - Gray
	094039-01-703	EA	Hinge Plate - Left (Brown)
	094039-01-704	EA	Hinge Plate - Left (Black)
	094039-01-705	EA	Upper Door Liner - White (Brown)
	094039-01-706	EA	Upper Door Liner - White (Black)
	094039-01-707	EA	Upper Door Handle Asm. (Brown)
	094039-01-708	EA	Upper Door Handle Asm. (Black)
	094039-01-709	EA	Hinge Plate - Bottom (Brown)
	094039-01-710	EA	Hinge Plate - Bottom (Black)
	094039-01-711	EA	Juice Rack - Gray w/Silver Trim
	094039-01-712	EA	Door Bin - Gray w/Silver Trim
	094039-01-713	EA	Lower Door Gasket - Gray
	094039-01-714	EA	Lower Door Liner - White (Brown)
	094039-01-715	EA	Lower Door Liner - White (Black)
	094039-01-716	EA	Lower Door Handle Asm. (Brown)
	094039-01-717	EA	Lower Door Handle Asm. (Black)
	094039-01-718	EA	Milk Bin - Gray w/Silver Trim
	094039-01-719	EA	Dairy Keeper - Gray w/Silver Trim
	094039-01-720	EA	Cabinet Asm. - Brown Frame w/White Liner
	094039-01-721	EA	Cabinet Asm. - Black Frame w/White Liner
	094039-01-722	EA	Hole Plug - Hinge Holes - Black
	094039-01-723	EA	Hinge Bracket - Top - Black
	094039-01-724	EA	Hinge Bracket - Top - Black

GALLEY GROUP (CONTINUED)

GALLEY APPLIANCES (CONT.)

Key	Part Number	U/M	Description
	094039-01-725	EA	Hinge Pin - Male - Black
	094039-01-726	EA	Evaporator Shelf
	094039-01-727	EA	Hinge Bracket - Center Hinge (Brown)
	094039-01-728	EA	Hinge Bracket - Center Hinge (Black)
	094039-01-729	EA	Hinge Pin - Shaft - Center Hinge (Brown)
	094039-01-730	EA	Hinge Pin - Shaft - Center Hinge (Black)
	094039-01-731	EA	Crisper - Gray w/Silver Trim
	094039-01-732	EA	Front Cover - Bottom Trim - Black
	094039-01-733	EA	Wire Shelf - Middle
	094039-01-734	EA	Wire Shelf - Top w/Riser
	094039-01-735	EA	Inside Drip Tray - White
	094039-01-736	EA	Light Switch - Black
	094039-01-737	EA	Power Supply
	094039-01-738	EA	Manual Shut-Off - Harpor Wyman
	092696-03-01A	EA	Hood - Range - w/Monitor - Almond
	092698-01-02A	EA	Hood Vent - w/Door
	092696-02-01A	EA	Hood - Range w/Monitor (CSA)
	092696-02-700	EA	Chassis w/Wiring - Almond (CSA)
	092696-01-701	EA	Knob - Plastic
	092696-01-702	EA	Register/Wire Asm.
	092696-01-703	EA	Fuse Holder
	092696-01-704	EA	Switch - Lever Asm. Module
	092696-01-705	EA	Actuator - Rod/Turnbuckle
	092696-01-707	EA	Gasket - Vent
	092696-01-708	EA	Mounting Clip - Vent
	092696-01-709	EA	Lamp #912
	092696-01-710	EA	Holder - Lamp
	092696-01-711	EA	Lens - Lamp
	092696-03-700	EA	Chassis w/Wiring - Almond (US)
	090973-01-700	EA	Motor
	092696-01-717	EA	Mesh Filter
	072351-02-700	EA	Clock Asm.
	079353-01-704	EA	Circuit Board - Tanks
	092696-03-701	EA	Control Panel Asm.
	092696-03-702	EA	Panel - Face Plate
	079353-01-700	EA	Test Connector
	075470-01-702	EA	Switch - On/Off/On - Fan Motor
	075470-01-703	EA	Switch - On/Momentary
	075470-01-705	EA	Switch - On/Off/On - Momentary
	081374-01-000	EA	Range Top - 4 Burner - Almond - w/o Oven
	064782-02-700	EA	Top - Main - 4 Burner - Almond
	081374-01-700	EA	Trim - Cab Top - Right
	081374-01-701	EA	Trim - Cap Top - Left
	081374-01-702	EA	Panel - Manifold - Warm Black
	081374-01-703	EA	Trim Top Rear
	081374-01-704	EA	Guard - Fabric
	085280-03-000	EA	Cover - Burner - Bi-Fold - Almond
	064782-02-000	EA	Range w/Large Oven - 4 Burner - Almond
	064782-02-700	EA	Top - Main - 4 Burner - Almond
	064782-02-701	EA	Deflector Plate - Black
	064782-02-702	EA	Cabinet Trim - Right - Black
	064782-02-703	EA	Cabinet Trim - Left - Black
	064782-02-704	EA	Trim - Lower Glass - Outside - Black
	064782-02-705	EA	Handle - Oven Door - Black
	064782-02-706	EA	Vertical Trim - Black
	064782-02-707	EA	Panel - Manifold
	064782-02-708	EA	Mercury Valve
	064782-02-709	EA	Glass - Oven Door
	064782-02-710	EA	Clip - Glass Holder
	064782-02-711	EA	Main Top - 4 Burner - Square - Almond
	064782-02-712	EA	Top Grate - Square Burner
	064782-02-713	EA	Gas Regulator
	064782-02-714	EA	Nipple - 1/8"
	064782-02-715	EA	Clip Grate
	085280-04-000	EA	Cover - Burner - Bi-Fold - Almond

**1989 WINNEBAGO
TABLE OF CONTENTS**

WCN28RU	A-01 - D-13
WC/JN31RT	D-15 - H-02
WC/JN36RO	H-03 - K-16

1989 WC/JN31RT INDEX

Floor Plan	D-15 - D-16
Accessories Group	D-17 - D-22
Bath Group	D-23 - E-01
Chassis Group	E-02 - E-09
Curtain, Cushion & Pad Group	E-10 - E-22
Dinette Group	E-23 - E-24
Driver's Compartment Group	F-01 - F-06
Electrical Group	F-07 - F-11
Exterior Body Group	F-12 - F-19
Galley Group	F-20 - F-22
Heating & Air Conditioning Group	F-23 - F-24
Interior Finish Group	G-01 - G-02
LP Group	G-03
Lounge Group	G-04 - G-07
Water & Sewage Group	G-08 - G-11
Window, Vent & Exterior Door Group	G-12 - H-02

HEATING & AIR CONDITIONING GROUP

FURNACE & ROOF AIR CONDITIONER

Key	Part Number	U/M	Description
	092300-03-000	EA	Furnace - 34,000 BTU - Below the Floor - Suburban
	092300-01-700	EA	Cabinet
	092300-01-701	EA	Cabinet Front
	092300-01-702	EA	Thermostat
	092300-02-700	EA	Combustion Chamber Asm.
	092300-01-704	EA	Gasket - Electrode
	092300-01-705	EA	Electrode
	092300-01-706	EA	Door - Burner - Access
	092300-01-707	EA	Gasket - Burner Access Door
	092300-01-708	EA	Limit Switch
	092300-01-709	EA	Module Board
	092300-01-710	EA	Relay - Time Delay
	092300-01-711	EA	Vent Cap Asm.
	092300-01-712	EA	Burner Asm.
	092300-03-700	EA	Orifice - Main Burner
	092300-01-714	EA	Gasket - Manifold
	092300-01-715	EA	Manifold Asm.
	092300-01-716	EA	Valve
	092300-01-717	EA	Wire Asm. (Power Supply)
	092300-01-718	EA	Elbow - 90°
	092300-01-719	EA	Valve - Manual Shut-Off
	092300-01-720	EA	Wheel - Room Air
	092300-01-721	EA	Blower Housing Asm.
	092300-02-702	EA	Microswitch Asm.
	092300-03-701	EA	Motor Asm.
	092300-01-724	EA	Gasket - Motor Mount
	092300-03-702	EA	Housing - Combustion Air Asm.
	092300-01-726	EA	Wheel - Combustion Air
	092300-01-727	EA	Gasket - Combustion Air Housing
	092300-01-728	EA	Housing - Combustion Air (Outside)
	084405-01-000	EA	Heater Asm. - Rear - Ducted
	084405-01-700	EA	Heater Core
	084405-01-701	EA	Fan
	084405-01-702	EA	Motor - 12 Volt
	094600-01-02A	EA	Register - Heat - w/o Damper
	094600-02-02A	EA	Register - Heat - w/Damper
	009198-01-000	FT	Duct - Flexible - 4" ID x 25'
	009200-01-000	EA	Tape - Furnace - 1 1/2"
	093764-01-000	EA	Ceiling Asm. - Air Conditioner - Cool Only
	092441-01-000	EA	Ceiling Asm. - Air Conditioner - 220 Volt (European)
	093763-01-03A	EA	Air Conditioner - 110 Volt - Roof Mount - 13,500 BTU - Beige
	093763-03-700	EA	Shroud - Beige/Charcoal
	093763-01-701	EA	Overload
	093763-01-702	EA	Overload
	093763-01-703	EA	Impellor - 7" Dia. x 2.80" Wide
	093763-01-704	EA	Fan Capacitor
	093763-01-705	EA	Decal - Heat/Cool Thermostat
	093763-01-706	EA	Heat Element
	093763-01-708	EA	Condenser Coil
	093763-01-709	EA	Compressor
	093763-01-710	EA	Single Parts Package
	092440-01-000	EA	Air Conditioner - 220 Volt - Roof Mount - 13,500 BTU (European)

HEATING & AIR CONDITIONING GROUP (CONTINUED)

AUTOMOTIVE HEATER & AIR CONDITIONING

Key	Part Number	U/M	Description
	091902-02-000	EA	Heater & Duct Control Kit
	091902-01-700	EA	Heat/Defrost Door
	088227-01-711	EA	Crank - Heat/Defrost Door
	091902-01-701	EA	Vacuum Motor
	091902-01-702	EA	A/C - Heat Door
	091902-02-700	EA	Rod - A/C - Heat Door
	072341-01-708	EA	Vacuum Motor
	091902-02-701	EA	Transition Asm. - Hi-Temp
	072341-01-710	EA	Control Head
	072341-01-722	EA	Decal - Control Panel
	072341-01-712	EA	Vacuum Switch
	091902-01-705	EA	Harness & Socket Jumper
	091902-01-706	EA	Cable - Bowden
	091902-01-707	EA	Wire Harness
	091902-01-708	EA	Vacuum Harness
	077052-01-701	EA	Relay
	072341-08-700	EA	Reservoir - Vacuum
	091902-01-709	EA	Grille - Return Air
	091902-02-702	EA	Bracket - Plenum Mount
	091902-02-703	EA	Grille
	088227-02-000	EA	Evaporator Asm. - A/C
	091902-02-703	EA	Grille
	088227-01-700	EA	Door Asm.
	088227-01-701	EA	Crank - Mixing Door Rod
	088227-01-702	EA	Heater Core Asm.
	088227-01-703	EA	Evaporator Core Asm.
	088227-01-704	EA	Valve - Expansion Block
	072342-03-708	EA	"O" Ring - #8
	072342-03-709	EA	"O" Ring - #10
	072342-03-707	EA	"O" Ring - #6
	088227-02-700	EA	Drain Tube Asm.
	088227-02-701	EA	Bracket - Bowden Cable Mounting
	072342-03-706	EA	"O" Ring - Special
	072341-01-707	EA	Thermostat
	088227-01-707	EA	Resistor - Fused A/C
	088227-01-708	EA	Motor - Blower
	088227-01-709	EA	Wheel - Required Balancing
	088227-02-702	EA	Door Asm.
	088227-01-711	EA	Crank - Mixing Door
	072341-01-708	EA	Motor - Vacuum
	088227-02-703	EA	#10 Hose - Suction
	088227-02-704	EA	Bracket - Vacuum Motor
	088227-02-705	EA	Hose - Liquid
	072341-04-702	EA	Relay
	091930-02-000	EA	Duct Kit - Defroster w/o Side Outlet
	088744-01-000	EA	A/C Complete - Mount & Drive Package (John Deere)
	072342-07-000	EA	Condenser Asm. (John Deere)
	072343-06-000	EA	Compressor/Clutch (John Deere)
	069636-02-000	EA	Connector - 4" Duct
	007108-01-000	FT	Hose - Heater - 5/8" ID SAE
	007201-01-000	EA	Hose - Flexiote - 2.5" ID

1989 WINNEBAGO TABLE OF CONTENTS

WCN28RU	A-01 - D-13
WC/JN31RT	D-15 - H-02
WC/JN36RQ	H-03 - K-16

1989 WC/JN31RT INDEX

Floor Plan	D-15 - D-16
Accessories Group	D-17 - D-22
Bath Group	D-23 - E-01
Chassis Group	E-02 - E-09
Curtain, Cushion & Pad Group	E-10 - E-22
Dinette Group	E-23 - E-24
Driver's Compartment Group	F-01 - F-06
Electrical Group	F-07 - F-11
Exterior Body Group	F-12 - F-19
Galley Group	F-20 - F-22
Heating & Air Conditioning Group	F-23 - F-24
Interior Finish Group	G-01 - G-02
LP Group	G-03
Lounge Group	G-04 - G-07
Water & Sewage Group	G-08 - G-11
Window, Vent & Exterior Door Group	G-12 - H-02

INTERIOR FINISH GROUP

PANELING & COUNTERTOP

Key	Part Number	U/M	Description
	074197-10-000	SF	Paneling - Regal Oak - 48" x 84" (Cabinets)
	088272-41-000	SF	Paneling - Decor - Pastel - 48" x 84" (Main Wall) (Y12)
	088272-39-000	SF	Paneling - Decor - Sunkist - 48" x 84" (Main Wall) (Y13)
	088272-40-000	SF	Paneling - Decor - Rainbow - 48" x 84" (Main Wall) (Y14)
	088272-31-000	SF	Paneling - Decor - Light Slate - 48" x 84" (Galley/Bath) (Y12)
	088272-32-000	SF	Paneling - Decor - Adobe - 48" x 84" (Galley/Bath) (Y13)
	088272-33-000	SF	Paneling - Decor - Mauve - 48" x 84" (Galley/Bath) (Y14)
	088272-38-000	SF	Paneling - Decor - Bone - 48" x 84" (Wet Bath)
	074498-28-000	SF	Plastic Laminate - Tan (Galley/Dinette)
	074498-24-000	SF	Plastic Laminate - Regal Oak (Nightstand)
	076325-16-000	FT	Edge Molding - Regal Oak

INTERIOR MOLDINGS & TRIMS

Key	Part Number	U/M	Description
	069733-70-000	EA	Balt Strip - Regal Oak - 8' (Woodgrain)
	088263-20-000	EA	Balt Strip - Pastel - 8' (Main Wall) (Y12)
	088263-27-000	EA	Balt Strip - Sunkist - 8' (Main Wall) (Y13)
	089263-28-000	EA	Balt Strip - Rainbow - 8' (Main Wall) (Y14)
	085284-10-000	FT	Balt Strip - Pastel - Tape Adhesive (Main Wall) (Y12)
	085284-11-000	FT	Balt Strip - Sunkist - Tape Adhesive (Main Wall) (Y13)
	085284-12-000	FT	Balt Strip - Rainbow - Tape Adhesive (Main Wall) (Y14)
	085284-03-000	EA	Balt Strip - Regal Oak - Tape Adhesive
	088263-08-000	EA	Balt Strip - Bone (Galley/Bath)
	088263-19-000	EA	Balt Strip - Bone (Wet Bath)
	086229-04-000	EA	Batten - 1" - Ceiling Molding - Ivory
	009809-17-000	EA	F-Molding - 1" - Regal Oak
	009812-17-000	EA	F-Molding - 1/2" - Regal Oak
	083620-01-000	FT	T-Molding - w/Edge Lips - Grady Brown
	070504-01-000	FT	U-Channel - .65" - Light Brown
	070504-06-000	FT	U-Channel - .815" - Regal Oak
	009778-07-000	FT	U-Channel - 1" - Regal Oak
	009767-06-000	FT	Welting - Beige
	085740-01-000	FT	J-Molding - .75" w/Lips - Grady Brown
	024700-17-000	EA	Cover - Sidewall Roll Bar - Beige (Wall/Ceiling)
	022992-08-000	FT	Molding - Reverse Cover - Champagne White
	042357-11-000	FT	Molding - Outside Corner - Light Oak
	077840-01-W30	FT	Molding - Wall Cap
	080176-02-000	EA	Corner Cap - Radius Plastic - Light Oak
	081521-02-007	EA	Molding - 64 Hole Space
	092041-01-01A	EA	Trim - Rear Cap to Sidewall - Beige

MISCELLANEOUS

Key	Part Number	U/M	Description
	053552-02-W24	EA	Handle Asm. - Assist - Vinyl
	094658-01-Y12	EA	Handle Asm. - Oak - Front Bunk
	091257-04-000	EA	Handle Asm. - Assist Railing - Dinette
	041944-04-000	EA	Fire Extinguisher - 5BC - w/o Bracket
	084472-01-000	EA	Holder - Plastic - Fire Extinguisher
	094499-01-000	EA	Fire Extinguisher - 10BC - w/Bracket
	094499-02-000	EA	Fire Extinguisher - 1A - 10BC (CSA)
	094651-01-01A	EA	Holder - Recessed - Fire Extinguisher
	072852-01-000	EA	Smoke Detector w/9 Volt Battery
	054185-31-000	EA	Owner's Manual - Winnebago/Itasca - 1989
	081202-01-000	EA	Floor Mat - Front - Right - Winnebago
	081201-01-000	EA	Floor Mat - Front - Left - Winnebago
	081075-01-000	EA	Floor Mat - Front - Entrance - Winnebago

INTERIOR FINISH GROUP (CONTINUED)

FABRIC & FLOOR COVERINGS

Key	Part Number	U/M	Description
	028274-52-000	YD	Fabric - Upholstery - Main - Blue Haze (Y12)
	088274-76-000	YD	Fabric - Upholstery - Main - Divine (Y13)
	088274-77-000	YD	Fabric - Upholstery - Main - Columbine (Y14)
	088274-79-000	YD	Fabric - Upholstery - Accent - Sky Blue (Y12)
	088274-85-000	YD	Fabric - Upholstery - Accent - Oyster (Y13)
	088274-78-000	YD	Fabric - Upholstery - Accent - Columbine (Y14)
	072333-61-000	YD	Fabric - Drapery - Blackout/Wraparound - Pacific (Y12)
	072333-59-000	YD	Fabric - Drapery - Blackout/Wraparound - Tan (Y13)
	072333-37-000	YD	Fabric - Drapery - Blackout/Wraparound - Mauve (Y14)
	087272-01-000	YD	Lining - Drapery - 48" - Ivory
	088273-29-000	YD	Fabric - Bedspread - Natural (Y12)
	088273-22-000	YD	Fabric - Bedspread - Sandune (Y13)
	088273-23-000	YD	Fabric - Bedspread - Gray (Y14)
	075244-02-000	YD	Vinyl - Shower Curtain
	079680-01-000	YD	Vinyl - Expanded - 26 oz. Buckskin (End Cap)
	089351-01-000	YD	Vinyl - Headliner - Acoustical (Ceiling)
	069649-03-000	YD	Vinyl - Expanded - Taupe (Door Pads)
	072333-63-000	YD	Fabric - Pull Shade - Entrance Door - Bone (Y13, Y14)
	093486-01-000	SY	Carpet - Outside Storage Compartment
	093486-01-001	EA	Carpet - Outside Storage Compartment (1SY)
	072860-84-000	SY	Carpet - Graphite (Y12)
	072860-86-000	SY	Carpet - Sienna Sand (Y13)
	072860-69-000	SY	Carpet - Rose Mist (Y14)

CABINETS & TABLE HARDWARE

Key	Part Number	U/M	Description
	059777-02-000	EA	Hinge - Cabinet Door - Brass
	074493-02-000	EA	Overhead Door - Support - Sprung
	079789-01-000	EA	Support - Table - Pullout - Beige
	080728-01-000	EA	Handle - Recessed - Brown Plastic
	079921-01-000	EA	Roller - Nylon w/Shaft
	088264-01-000	EA	Pull - Cabinet - Polished Brass
	081376-01-000	EA	Back Plate - Door Pull - Polished Brass
	093586-03-000	EA	Catch - Spring Roller
	093586-04-000	EA	Strike - Steel Spring
	074045-06-000	EA	Plug - 1/2" - Oak
	084466-02-000	EA	Slide Asm. - Drawer - Right
	084466-03-000	EA	Slide Asm. - Drawer - Left
	084466-04-000	EA	Slide Asm. - Cabinet - Right
	084466-05-000	EA	Slide Asm. - Cabinet - Left
	047744-01-000	EA	Kit - Drawer Glide
	009089-01-000	EA	Clip - Mirror
	081451-01-000	EA	Catch - TV Shelf - Brass
	009059-01-000	EA	Hinge - 2" - Brass - TV Shelf
	058331-10-000	EA	Mirror - Safety Glass - TV Shelf - 14" x 17"
	064791-05-000	EA	Cup Holder - Two Step
	024281-07-000	EA	Bracket - Lower Wall Mount
	053200-05-000	EA	Bracket - Upper Wall Mount
	024275-11-000	EA	Rod - Table Lift
	092593-01-01A	EA	Catch - Table Leg
	049493-10-000	EA	Catch - Table Leg - Mounts on Floor
	093550-01-000	EA	Hinge - Bracket - Leg Folding
	092708-01-Y15	EA	Leg Asm. - Table - Regal Oak
	088410-01-000	EA	Hanger - Table
	093212-01-01A	EA	Door Bolt - Mortise - Bi-Fold Door
	092652-01-000	EA	Guide Wheel - Top Mount - Bi-Fold Door
	093832-01-01A	EA	Knob - Bright Brass - Bi-Fold Door
	009059-02-000	EA	Hinge - 2" - Brass - Bi-Fold Door
	061604-01-000	EA	Slide Bolt - Antique Brass - Bath Door
	094485-01-01A	EA	Knob - Polished Brass - Bath Door

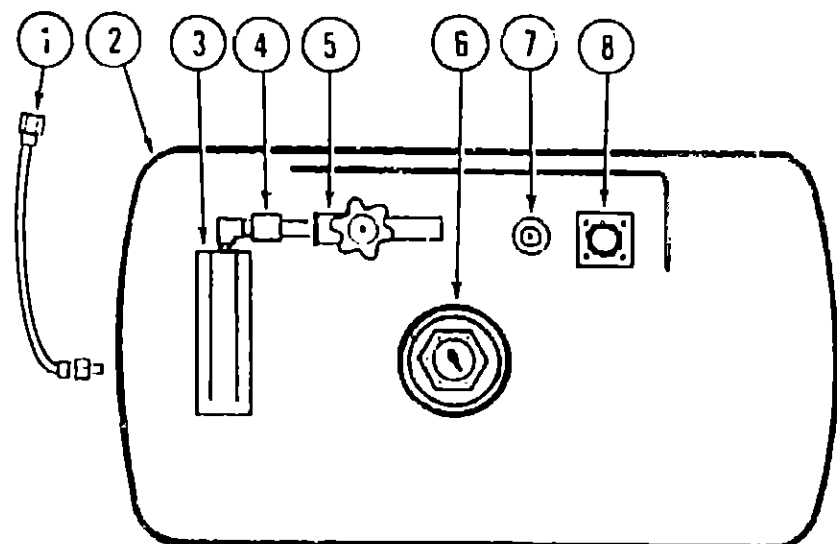
**1989 WINNEBAGO
TABLE OF CONTENTS**

WCN28RU	A-01 - D-13
WC/JN31RT	D-15 - H-02
WC/JN36RO	H-03 - K-16

1989 WC/JN31RT INDEX

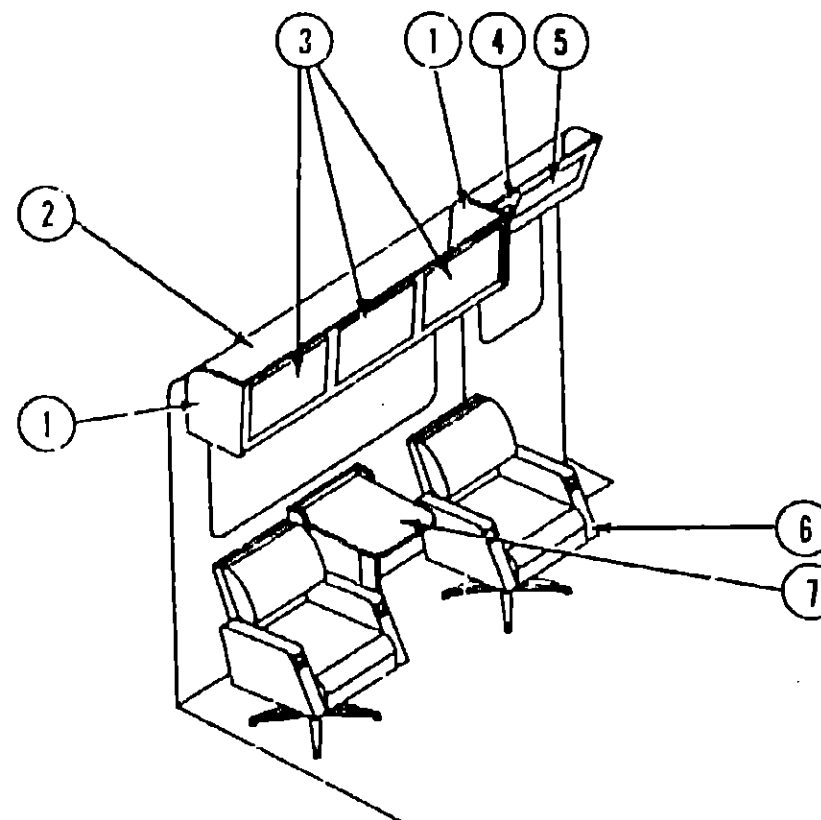
Floor Plan	D-15 - D-16
Accessories Group	D-17 - D-22
Bath Group	D-23 - E-01
Chassis Group	E-02 - E-09
Curtain, Cushion & Pad Group	E-10 - E-22
Dinette Group	E-23 - E-24
Driver's Compartment Group	F-01 - F-06
Electrical Group	F-07 - F-11
Exterior Body Group	F-12 - F-19
Galley Group	F-20 - F-22
Heating & Air Conditioning Group	F-23 - F-24
Interior Finish Group	G-01 - G-32
LP Group	G-03
Lounge Group	G-04 - G-07
Water & Sewage Group	G-08 - G-11
Window, Vent & Exterior Door Group	G-12 - H-02

LP GROUP



Key	Part Number	U/M	Description
1	045703-01-000	EA	Hose Asm. - LP - 3/8" ID x 24" (US)
1	045703-02-000	EA	Hose Asm. - LP - 3/8" ID x 24" (CSA)
2	091970-01-000	EA	Tank Asm. - LP - Frame Mount - 80 Pound - 20" Dia. x 24"
3	081938-01-000	EA	Cover - LP Regulator
3	076301-02-000	EA	Regulator - Two Stage
4	090976-02-000	EA	Safety Valve - Electric
5	040421-01-703	EA	Valve - Vapor Relief
6	040421-01-707	EA	Gauge - Float - w/Visible Dial - 80 Pound Tank
6	040421-01-706	EA	Dial - Visible Face - Float Gauge (Tank w/o Electric Transmitter)
6	040440-01-000	EA	Dial - Visible Face - Float Gauge (Tank w/Electric Transmitter)
7	040421-01-700	EA	Gauge - Liquid Level - 20% LP
8	040421-01-701	EA	Valve - Filler - LP
8	040421-01-702	EA	Cap - Plastic Fill Valve
8	040421-01-711	EA	Inner Tank Valve - 80% Fill
	065741-01-000	EA	Gauge - Diaphragm Pressure - Test Leak
	097395-01-000	EA	LP Gas Leak Detector
	065318-02-000	EA	Elbow - 90° - 3/8" MPT x 3/8" FPT

LOUNGE GROUP



FRONT LOUNGE & OVERHEADS

Key	Part Number	U/M	Description
*1	092747-01-Y10	EA	End Cap Asm. - Front Overheads - Vinyl
2	M92093-02-Y12	EA	Cabinet Asm. - Overhead - w/o Doors or Hardware
*	M92093-03-Y12	EA	Cabinet Asm. - Overhead - w/o Doors or Hardware
*3	M88304-A9-X08	EA	Door Asm. - Front Overhead - 14.3" x 21.8" - w/o Hardware
4	M93629-02-Y12	EA	Cabinet Asm. - Entrance Door - w/o Door or Hardware
5	M88304-03-X78	EA	Door Asm. - Entrance Door Cabinet - 7" x 25.1" - w/o Hardware
†6	086516-03-Y15	EA	Swivel Chair Asm. - Teardrop Recliner
†6	086516-03-Y16	EA	Swivel Chair Asm. - Teardrop Recliner
†6	086516-03-Y17	EA	Swivel Chair Asm. - Teardrop Recliner
**7	M91180-02-Y12	EA	Cabinet Asm. - w/o Pullout Table
*	M90095-03-Y12	EA	Pullout Table Asm.
*			Parts used in overhead cabinetry on the Driver's Side.
**			See the following page for the breakdown of this item.
†			See Curtain, Cushion & Pad Group for the breakdown of this item.

1989 WINNEBAGO TABLE OF CONTENTS

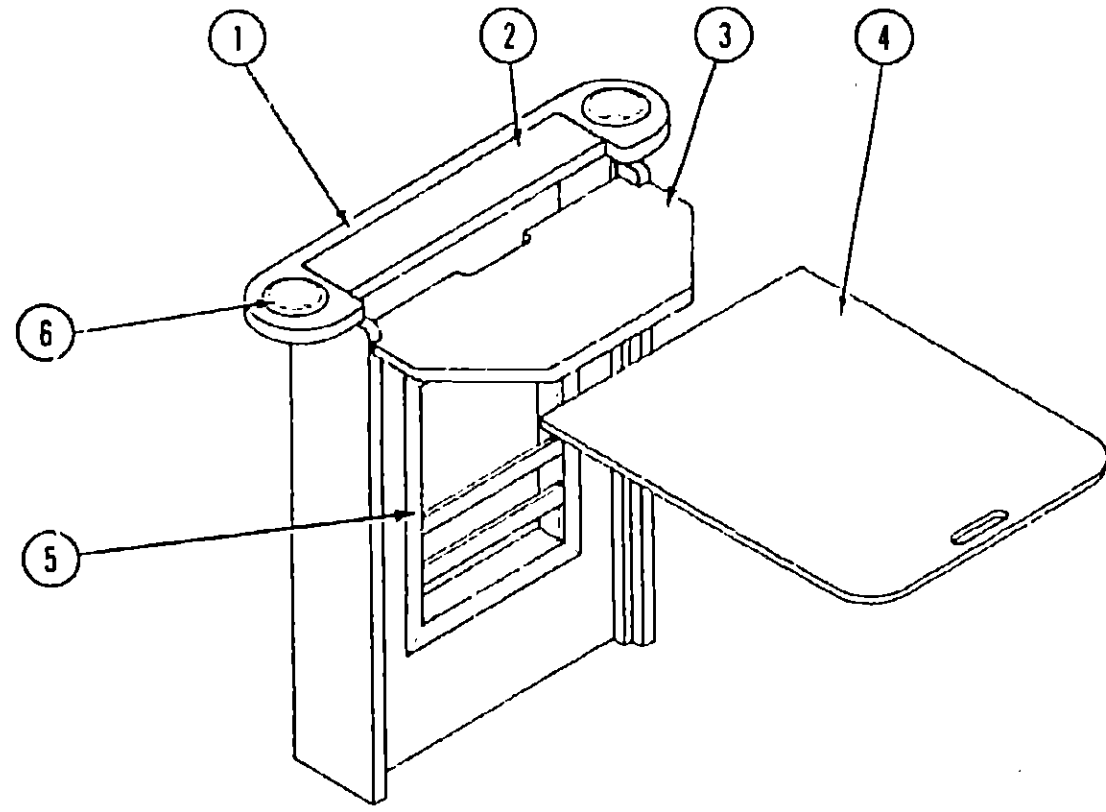
WCN28RL
WC/JN31RT
WC/JN36FD

A-01 - D-13
D-15 - H-02
H-03 - K-16

1989 WC/JN31RT INDEX

Floor Plan	D-15 - D-16
Accessories Group	D-17 - D-22
Bath Group	D-23 - E-01
Chassis Group	E-02 - E-09
Curtain, Cushion & Pad Group	E-10 - E-22
Dinette Group	E-23 - E-24
Driver's Compartment Group	F-01 - F-06
Electrical Group	F-07 - F-11
Exterior Body Group	F-12 - F-19
Galley Group	F-20 - F-22
Heating & Air Conditioning Group	F-23 - F-24
Interior Finish Group	G-01 - G-02
LP Group	G-03
Lounge Group	G-04 - G-07
Water & Sewage Group	G-08 - G-11
Window, Vent & Exterior Door Group	G-12 - H-02

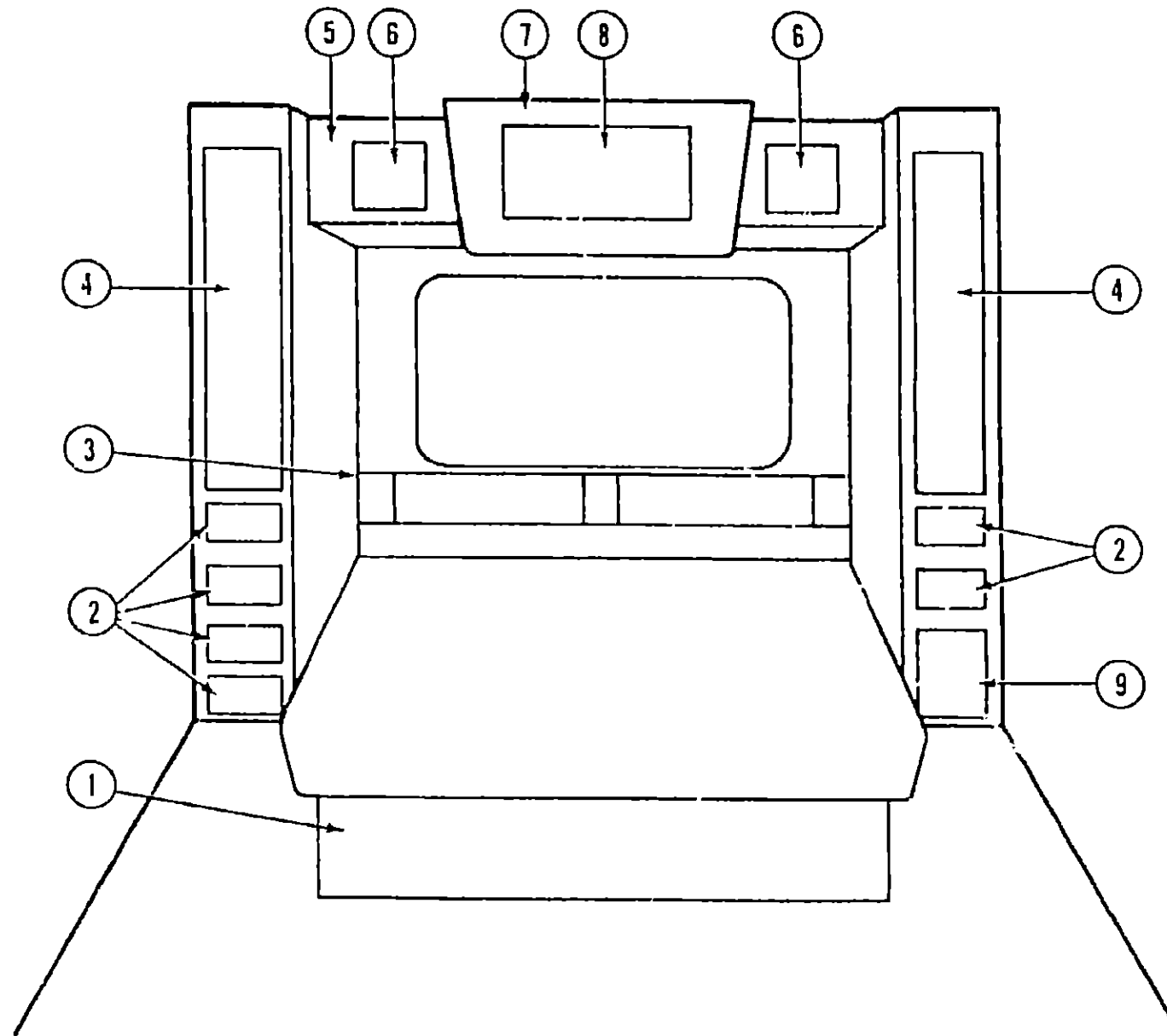
LOUNGE GROUP (CONTINUED)



PULLOUT TABLE ASM.

Key	Part Number	U/M	Description
1	090095-12-X11	EA	Countertop Asm. - Cupholder - w/o Hardware
	009059-01-000	EA	Hinge - 2" - Brass
2	090095-14-X14	EA	Countertop Asm. - Table Cover - w/o Hardware
3	090095-11-X11	EA	Countertop Asm. - TV Asm. - w/o Hardware
4	090095-18-X11	EA	Countertop Asm. - Pull-Out Top - w/o Hardware
	079789-01-000	EA	Support - Pullout Table - Beige
	079921-01-000	EA	Roller - Nylon w/Shaft
	080728-01-000	EA	Handle - Recessed - Brown Plastic
5	079606-03-W30	EA	Rack Asm. - Magazine
6	064781-05-000	EA	Cupholder - 2 Stage - Beige

LOUNGE GROUP (CONTINUED)



QUEEN BED & OVERHEAD CABINERY (OPTION 44N)

Key	Part Number	U/M	Description
1	M92734-01-Y12	EA	Cabinet Asm. - Queen Bed
	089076-03-000	EA	"H" Channel Support - Bed - Beige
	057460-02-000	EA	Ball Stud - 10mm - Gas Spring
	057460-03-000	EA	Safety Clip - Wireform Type
	057460-04-000	EA	Gas Spring - Fan 22L
	089024-01-000	EA	Support - Spring - Floor
	089025-01-000	EA	Support - Spring - Bed
2	M78921-16-Y12	EA	Drawer Asm. - Wardrobe Cabinet - w/o Hardware
3	092525-01-Y12	EA	Countertop Asm. - Backwall
4	M88304-F7-Y12	EA	Door Asm. - Wardrobe - 9.8" x 33.4" - w/o Hardware
5	M92712-01-Y12	EA	Cabinet Asm. - Rear Overhead - w/o Doors or Hardware
6	M88304-D8-X14	EA	Door Asm. - Rear Overhead - 11" x 11" - w/o Hardware
7	089599-01-X14	EA	End Cap Asm. - Center Overhead - Vinyl
	M89562-01-X14	EA	Cabinet Asm. - Center Overhead - w/o Doors or Hardware
	M88304-07-X14	EA	Door Asm. - Center Overhead - 12" x 29.1" - w/o Hardware
8	058331-18-000	EA	Mirror - Safety Glass
	009089-01-000	EA	Clip - Mirror
9	M88304-17-X73	EA	Door Asm. - Wardrobe - 11.4" x 19.2" - w/o Hardware

**1989 WINNEBAGO
TABLE OF CONTENTS**

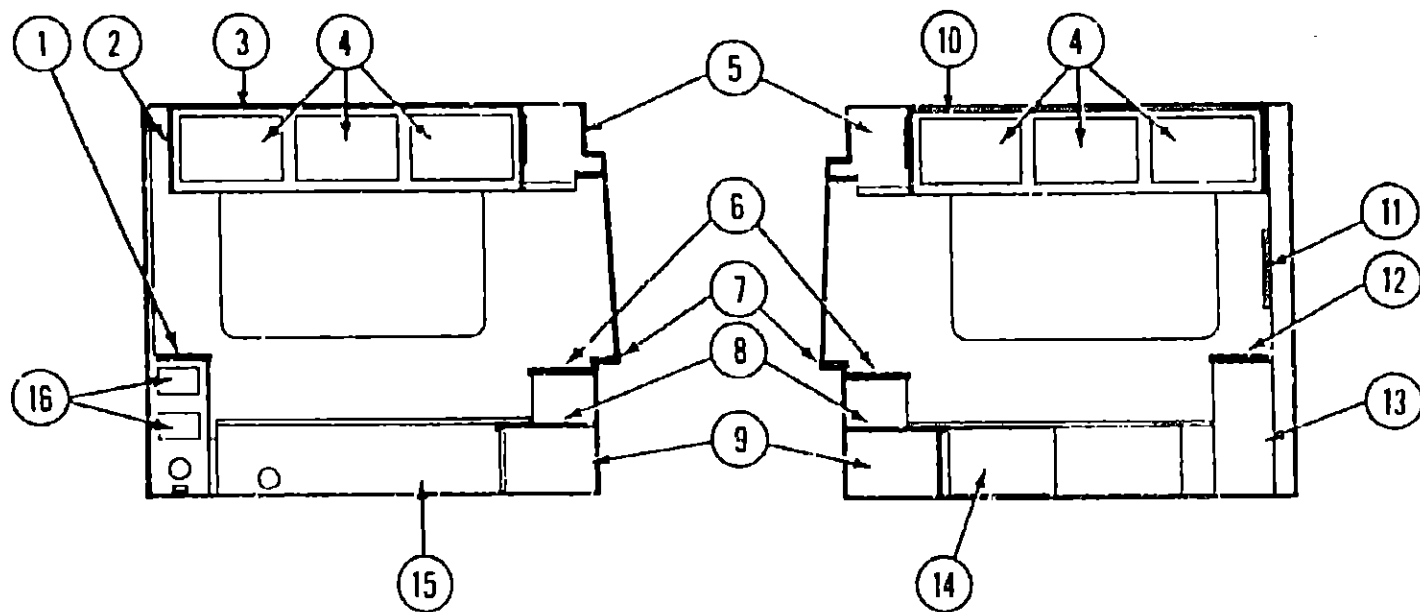
WCN28RU
WC/JN31RT
WC/JN36RQ

A-01 - D-13
D-15 - H-02
H-03 - K-16

1989 WC/JN31RT INDEX

Floor Plan	D-15 - D-16
Accessories Group	D-17 - D-22
Bath Group	D-23 - E-01
Chassis Group	E-02 - E-09
Curtain, Cushion & Pad Group	E-10 - E-22
Dinette Group	E-23 - E-24
Driver's Compartment Group	F-01 - F-06
Electrical Group	F-07 - F-11
Exterior Body Group	F-12 - F-19
Galley Group	F-20 - F-22
Heating & Air Conditioning Group	F-23 - F-24
Interior Finish Group	G-01 - G-02
LP Group	G-03
Lounge Group	G-04 - G-07
Water & Sewage Group	G-08 - G-11
Window, Vent & Exterior Door Group	G-12 - H-02

LOUNGE GROUP (CONTINUED)



TWIN BED & OVERHEAD CABINERY

Key	Part Number	U/M	Description
1	M92858-01-Y12	EA	Cabinet Asm. - Nightstand - w/o Countertop, Drawers or Hardware
	092858-11-Y12	EA	Countertop - Nightstand Cabinet
2	092747-01-Y10	EA	End Cap Asm. - Passenger Overhead Cabinet - Vinyl
3	M92093-04-Y12	EA	Cabinet Asm. - Passenger Overhead - w/o Door or Hardware
4	M038304-A9-X08	EA	Door Asm. - Passenger Overhead Cabinet - 14.3" x 21.8" - w/o Hardware
5	M92532-02-Y12	EA	Cabinet Asm. - Rear Overhead - w/o Doors or Hardware
	M88304-53-X23	EA	Door Asm. - Rear Overhead Cabinet - 13.3" x 21.8" - w/o Hardware
6	092850-11-Y12	EA	Countertop Asm. - Nightstand - Top
7	092525-02-Y12	EA	Countertop Asm. - Backwall
8	M92860-12-Y12	EA	Countertop Asm. - Nightstand - Bottom
9	M92860-01-Y12	EA	Cabinet Asm. - Nightstand - w/o Countertop, Door or Hardware
	M88304-02-X23	EA	Door Asm. - Nightstand Cabinet - 11" x 21.8" - w/o Hardware
10	M92093-05-Y12	EA	Cabinet Asm. - Driver Overhead - w/o Door or Hardware
11	084357-01-W13	EA	TV Stand Asm.
	094451-01-000	EA	Catch - TV Shelf - Brass
12	092861-12-Y12	EA	Countertop Asm. - Hamper Door
12	092861-11-Y12	EA	Countertop Asm. - Hamper Stationary
13	M92861-01-Y12	EA	Cabinet Asm. - Clothes Hamper - w/o Countertop or Hardware
14	M93231-01-Y12	EA	Cabinet Asm. - Twin Bed - w/o Door or Hardware
	M88304-H3-Y12	EA	Door Asm. - Twin Bed Cabinet - 12.7" x 17.7" - w/o Hardware
	M03864-01-Y12	EA	Top Asm. - Twin Bed Cabinet - w/o Hardware
15	M92863-01-Y12	EA	Cabinet Asm. - Twin Bed - w/o Hardware
	M03863-01-Y12	EA	Top Asm. - Twin Bed Cabinet - w/o Hardware
16	M78921-14-Y12	EA	Drawer Asm. - Nightstand Cabinet - w/o Hardware

WATER & SEWAGE GROUP

WATER LINES & HARDWARE

Key	Part Number	U/M	Description
	044927-01-000	EA	Adapter - Plastic - 1 1/4" MPT x 1 1/4" Bar
	052954-01-000	EA	Adapter - Nose Cone - 3/8" or 1/2" - Plastic
	052959-02-000	EA	Connector - Plastic - 1/2" F x 1/2" MPT
	052959-03-000	EA	Connector - Plastic - 1/2" F x 3/8" MPT
	035539-01-000	EA	Elbow - Plastic - 3/8" MPT x 3/8" BARB
	052957-04-000	EA	Elbow - Plastic - 5/8" F x 3/4" MPT
	037101-02-000	EA	Elbow - Plastic - 1/4" BD Vent 1 1/2" H
	065120-01-000	EA	Elbow - Plastic - Swivel - 50
	052957-01-000	EA	Elbow - Plastic - 1/2" F x 3/8" MPT
	052957-02-000	EA	Elbow - Plastic - 1/2" F x 1/2" MPT
	057457-01-000	EA	Elbow - Union - 1/2" x 1/2" - Flare
	091246-01-000	EA	Faucet - External Water - 90°
	075240-05-000	EA	Faucet - Lavatory - Brass
	011056-02-000	EA	Faucet - Lavatory - Chroma (CSA)
	091253-01-000	EA	Gasket - Lavatory Faucet
	064952-01-000	EA	Faucet - Swing Spout - Galley - 8"
	091254-01-000	EA	Gasket - Galley Faucet
	075242-03-000	EA	Faucet - Tub/Shower - Brass
	031558-01-000	EA	Faucet - Swing Spout - Chrome (CSA)
	077954-02-000	EA	Filter/Screen (In Water Tank)
	079381-01-000	EA	Flexible Tubing - 1 1/4" ID x 10'
	052961-01-000	EA	Header - 1/2" F x 1/2" F x 1/2" F
	000D39-05-008	EA	Nut - Hex - 5/16 - 18 ZN
	052952-01-000	EA	Nut - Plastic - 1/2" F
	052952-02-000	EA	Nut - Plastic - 5/8 Flare
	052953-01-000	EA	Nut - Faucet - 1/2" Tube x 1/2" FPT
	049032-01-000	EA	Patch - Spinweld - Plastic - 3/8"
	045729-01-000	EA	Pump - Water - 2.8 GPM - Direct Flow (US)
	045729-02-000	EA	Pump - Water - 2.8 GPM - Direct Flow (CSA)
	045729-01-700	EA	Motor - Black
	045729-01-701	EA	Baseplate Kit
	045729-01-702	EA	Diaphragm Kit
	045729-01-703	EA	Valve Asm. - Kit
	045729-01-704	EA	Upper Housing
	045729-01-705	EA	Switch Cap Kit - w/Switch
	045729-01-706	EA	Pumphead
	045729-01-707	EA	Lower - Housing
	011048-01-000	EA	Shower Head - w/60" Hose
	042989-02-000	EA	Spinweld Fitting - Plastic - 1/2" FPT (In Tank Filter)
	042989-03-000	EA	Spinweld Fitting - Plastic - 1 1/4" NPT
	042989-05-000	EA	Spinweld Fitting - Plastic - 1/2" FPT
	042989-06-000	EA	Spinweld Fitting - Plastic - 3/4" FPT
	052955-01-000	EA	Tee - Plastic - 1/2" F x 1/2" F x 1/2" MPT
	052958-01-000	EA	Tee - Plastic - 1/2" F x 1/2" F x 1/2" F
	052956-01-000	EA	Tee - Plastic - 1/2" F x 1/2" MPT x 1/2" F
	039800-01-000	FT	Tubing - Polybutyl - 1/2" OD x 20' (Water Line)
	039800-02-000	FT	Tubing - Polybutyl - 1/2" OD x 20'
	074462-02-000	FT	Tubing - Vinyl - 3/8" ID
	052960-01-000	EA	Valve - Line Drain - 1/2" F x 1/2" F
	052960-02-000	EA	Valve - Line Drain - 16"
	096941-01-000	EA	Vacuum Breaker - 3/4" FPT x 3/4" MPT (External Faucet)
	081189-03-000	EA	Water Tank - 48 Gal. - w/Fittings
**	051391-03-000	EA	Water Heater - w/o Motoraid - Electronic Tune - Atwood - G6A-3E
**	051393-01-000	EA	Water Heater - w/Motoraid - Direct Ignition - Atwood - GH6-3E
**	The illustrated parts breakdown for this item is provided on the Common Items Fiche.		

**1989 WINNEBAGO
TABLE OF CONTENTS**

WCN28RU
WC/JN31RT
WC/JN36RQ

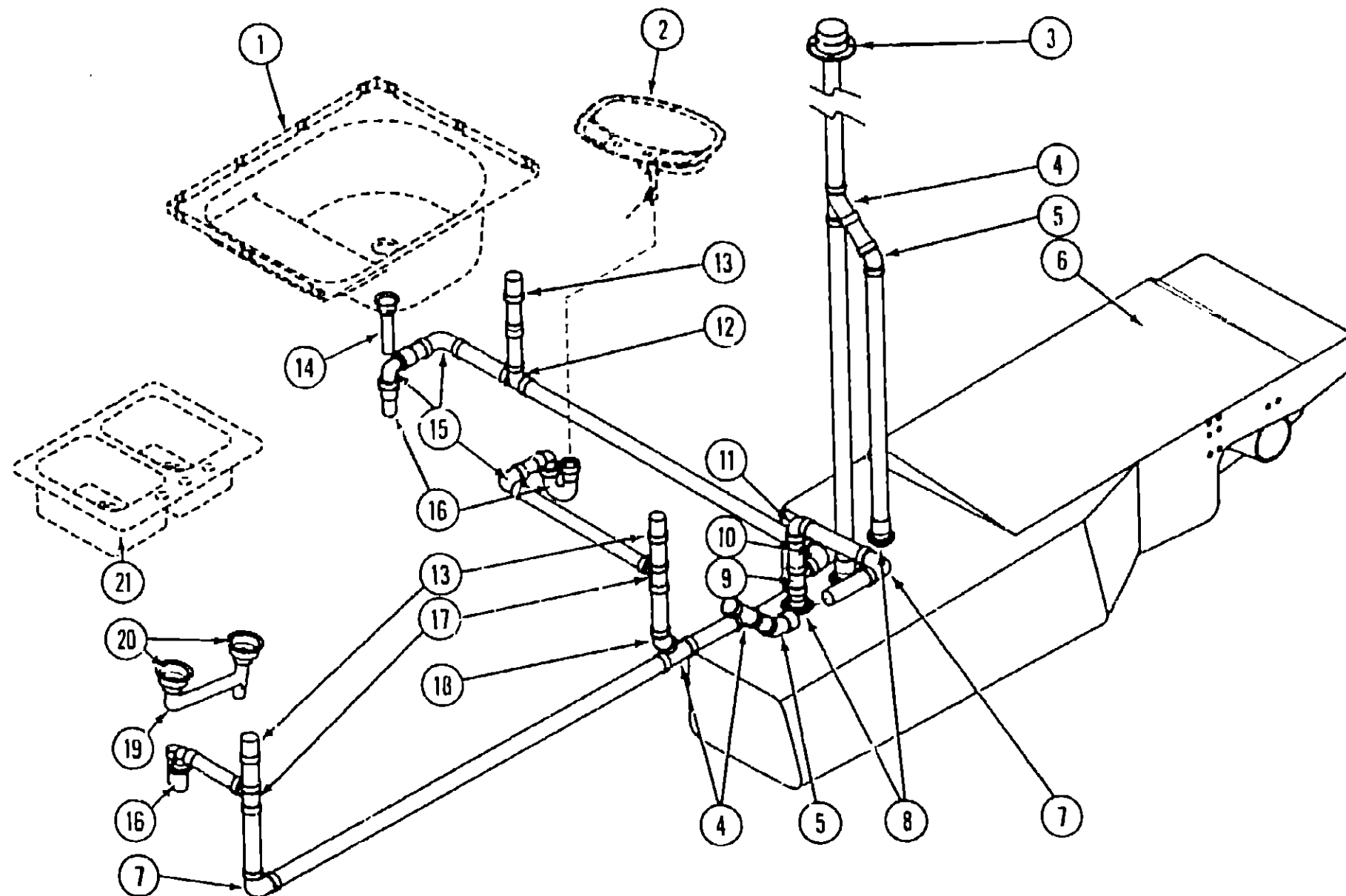
A-01 - D-13
D-15 - H-02
H-03 - K-16

1989 WC/JN31RT INDEX

Floor Plan	D-15 - D-16
Accessories Group	D-17 - D-22
Bath Group	D-23 - E-01
Chassis Group	E-02 - E-09
Curtain, Cushion & Pad Group	E-10 - E-22
Dinette Group	E-23 - E-24
Driver's Compartment Group	F-01 - F-06
Electrical Group	F-07 - F-11
Exterior Body Group	F-12 - F-19
Galley Group	F-20 - F-22
Heating & Air Conditioning Group	F-23 - F-24
Interior Finish Group	G-01 - G-02
LP Group	G-03
Lounge Group	G-04 - G-07
Water & Sewage Group	G-08 - G-11
Window, Vent & Exterior Door Group	G-12 - H-02

WATER & SEWAGE GROUP (CONTINUED)

DRAINAGE SYSTEM



1989 WINNEBAGO TABLE OF CONTENTS

WCN28RU
WC/JN31RT
WC/JN36RO

A-01 - D-13
D-15 - H-02
H-03 - K-16

1989 WC/JN31RT INDEX

Floor Plan	D-15 - D-16
Accessories Group	D-17 - D-22
Bath Group	D-23 - E-01
Chassis Group	E-02 - E-09
Curtain, Cushion & Pad Group	E-10 - E-22
Dinette Group	E-23 - E-24
Driver's Compartment Group	F-01 - F-06
Electrical Group	F-07 - F-11
Exterior Body Group	F-12 - F-19
Galley Group	F-20 - F-22
Heating & Air Conditioning Group	F-23 - F-24
Interior Finish Group	G-01 - G-02
LP Group	G-03
Lounge Group	G-04 - G-07
Water & Sewage Group	G-08 - G-11
Window, Vent & Exterior Door Group	G-12 - H-02

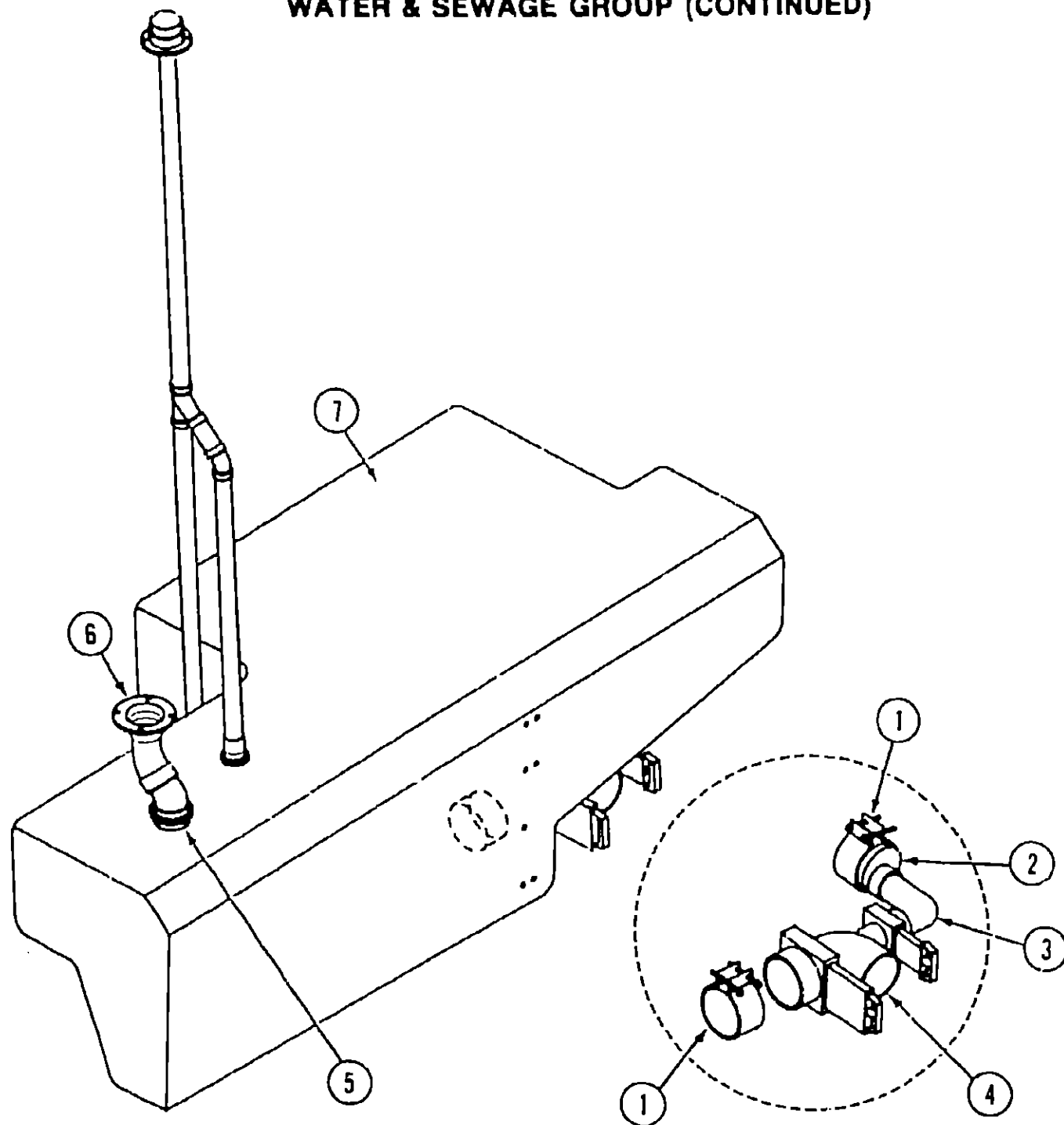
Key	Part Number	U/M	Description
1	M02630-10-Y12	EA	Shower Pan Asm.
	075242-03-000	EA	Faucet - Tub & Shower - Brass (US)
	031558-01-000	EA	Faucet - Tub & Shower - Chrome (CSA)
	011048-02-000	EA	Shower Head w/60" Hose (US)
	011048-05-000	EA	Shower Head - w/60" Hose (CSA)
	011069-04-000	EA	Tailpiece - 1 1/2 x 1 1/4 x 8 - Brass
	069735-01-000	EA	Washer - Tailpiece - 1.5 - Plastic
	066436-01-000	EA	Slip Nut - 1.5 - Tailpiece
2	089366-01-000	EA	Sink - Oval - Plastic - Ivory
	075240-05-000	EA	Faucet - Lavatory - Brass (US)
	011056-03-000	EA	Faucet - Lavatory - Chrome (CSA)
	091253-01-000	EA	Gasket - Lavatory Faucet
3	083558-01-000	EA	Roof Vent - Covered - Vent Pipe
4	010073-01-000	EA	Wye - Plastic - 1 1/2 x 45 x H x H
	010122-01-000	EA	Bushing - Plastic - Red - 1 1/2 S x 1 1/4 T
	010166-01-000	EA	Plug - Plastic - 1 1/4"
5	010006-01-000	EA	Elbow - Plastic - 1/8 BD x 1 1/2 x 45° H x H
6	092271-01-000	EA	Tank - Holding - 30 Gal.
7	010008-01-000	EA	Elbow - Plastic - 1/4 BD x 1 1/2 x 90° Left
8	010115-01-000	EA	Coupler - Plastic - 1 1/2 H x H
	061607-01-000	EA	Grommet - Holding Tank Coupler - 1 1/2"
	061607-02-000	EA	Grommet - Holding Tank Coupler - 3"
9	010071-01-000	EA	Tee - Plastic - 1 1/2 H x H x H

G-9

Key	Part Number	U/M	Description
10	033761-01-000	EA	Elbow - Plastic - 1/4 BD x 1 1/2 x 90°
11	034250-01-000	EA	Elbow - Plastic - 1/4 BD x 1 1/2 x 90° H x H
12	010072-01-000	EA	Tee - Plastic - Red - 1 1/2 H x 1 1/4 H x 1 1/2 H
	010121-01-000	EA	Bushing - Plastic - Red - 1 1/2 S x 1 1/4 H
13	079968-01-000	EA	Vent - Mechanical Trap Arm
	010115-01-000	EA	Coupler - Plastic - 1 1/2 H x H
14	066729-01-000	EA	Strainer - Shower/Tub Drain
	066435-01-000	EA	Nut - Strainer
15	031111-01-000	EA	Elbow - Plastic - 1/4 BD x 1 1/4 x 90°
16	011066-03-000	EA	P-Trap - 1 1/4" - Plastic (US)
	011066-02-000	EA	P-Trap - 1 1/4" - Plastic (CSA) (Lavatory/Shower)
	053335-01-000	EA	P-Trap - 1 1/4" - Plastic w/Union (CSA) (Galley)
17	010079-01-000	EA	Tee - Plastic - 1 1/2 H x 1 1/2 H x 1 1/4 H
18	010051-01-000	EA	Elbow - Plastic - 1/8 BD x 1 1/2 x 45°
19	011091-02-000	EA	Continuous Waste - Double Sink - 11 7/8" (US)
20	092303-01-000	EA	Strainer - Sink
21	093526-01-000	EA	Sink - Double - Stainless Steel
	064952-01-000	EA	Faucet - Swing Spout - 8"
	091254-01-000	EA	Gasket - Galley Faucet
	010194-01-000	FT	Pipe - Plastic - 1 1/4" (US)
	010194-02-000	FT	Pipe - Plastic - 1 1/4" (CSA)
	010195-01-000	FT	Pipe - Plastic - 1 1/4" (US)
	010195-02-000	FT	Pipe - Plastic - 1 1/4" (CSA)

G-10

WATER & SEWAGE GROUP (CONTINUED)



DRAINAGE SYSTEM (CONT.)

Key	Part Number	U/M	Description
1	078406-01-000	EA	Coupler - Rubber - 3" x 3"
2	062422-01-000	EA	Reducer Adapter - 3" x 1 1/2"
3	033761-01-000	EA	Plastic - 1/4 BD x 1 1/2 x 90°
4	070916-01-000	EA	Valve - Dual - 3" x 1.5"
	093592-01-000	EA	Adapter - Plastic - Sewer Hose - 45°
	010201-01-000	EA	Sewer Hose - 3" ID
	089330-01-000	EA	Adapter - Sewer Hose End
5	063641-01-000	EA	Flange - Closet - 4" x 3" (US)
5	063641-02-000	EA	Flange - Closet - 4" x 3" (CSA)
	064076-01-000	EA	Toilet - Ivory
	085330-04-000	EA	Toilet - Shorty - Bone China w/Sprayer (Option 43E)
6	010147-01-000	EA	Flange - Closet - Red - 4" x 3" (US)
6	010147-02-000	EA	Flange - Closet - Red - 4" x 3" (CSA)
7	092272-01-000	EA	Tank - Holding - 50 Gal.

WINDOW, VENTS & EXTERIOR DOORS

ACCESS DOORS & HARDWARE

Key	Part Number	U/M	Description
	078010-04-000	EA	Door Asm. - Fuel Fill
	077963-01-000	EA	Gasket - Fuel Fill
	072447-04-000	EA	Shroud - Fuel Fill
	052009-02-000	EA	Door Asm. - Water Heater
	092630-02-Y12	EA	Door Asm. - Generator
	085730-14-000	EA	Latch Asm. - Paddle - w/o Key - Plastic
	092357-05-02A	EA	Hinge - Door - 39.8"
	092481-02-Y10	EA	Door Asm. - Storage Compartment
	085730-11-000	EA	Latch Asm. - Paddle - w/Key - Plastic
	092357-02-02A	EA	Hinge - Door - 43.6"
	084103-01-000	EA	Door Asm. - Refrigerator Access
	086755-02-000	EA	Latch - 1/4 Turn
	093673-01-000	EA	Handle - 1/4 Turn Latch
	024104-01-000	EA	Jamb - Vent Door - Refrigerator
	092481-03-Y10	EA	Door Asm. - Storage Compartment
	085730-11-000	EA	Latch Asm. - Paddle - w/Key - Plastic
	092357-04-02A	EA	Hinge - Door - 9.25"
	093028-04-Y12	EA	Door Asm. - Furnace
	092357-08-02A	EA	Hinge - Furnace Door - 15.4"
	092481-04-Y10	EA	Door Asm. - Storage Compartment
	085730-11-000	EA	Latch Asm. - Paddle - w/Key - Plastic
	092357-03-02A	EA	Hinge - Door - 29.29"
	092481-01-Y10	EA	Door Asm. - Storage Compartment
	085730-11-000	EA	Latch Asm. - Paddle - w/Key - Plastic
	092357-01-02A	EA	Hinge - Door - 76"
	092481-05-Y12	EA	Door Asm. - Storage Compartment
	085130-14-000	EA	Latch Asm. - Paddle - w/o Key - Plastic
	092357-03-02A	EA	Hinge - Door - 29.29"
	093260-01-Y10	EA	Door Asm. - Storage Compartment
	085130-11-000	EA	Latch Asm. - Paddle - w/Key - Plastic
	092357-05-02A	EA	Hinge - Door - 39.8"
	093061-01-02A	EA	Striker - Access Doors - Black
	077408-02-000	EA	Lock Asm. - Key Type (Rear Cap)
	079368-01-000	FT	Seal - Access Doors

VENTS & SKYLIGHTS

Key	Part Number	U/M	Description
	090392-01-Y12	EA	Vent - Non-Powered - Roof (w/o Screen Asm.)
	078786-01-Y12	EA	Screen Asm. - Non-Powered - Roof Vent
	084079-06-000	EA	Ventilator - Roof - Powered (Fantastic)
	090393-01-Y12	EA	Vent Asm. - Roof - Powered (US) (w/o Screen Asm.)
	078785-01-Y12	EA	Screen Asm. - Powered - Roof Vent
	064469-03-000	EA	Vent Asm. - Roof-Powered (CSA)
	084073-01-000	EA	Vent - Roof - Refrigerator
	084073-04-000	EA	Base - Refrigerator Roof Vent
	084103-01-000	EA	Door Asm. - Refrigerator - Beige
	084104-01-000	EA	Jamb - Refrigerator Door
	092698-01-02A	EA	Vent w/Door - Range Hood - Beige
	081171-01-000	EA	Trim - Skylight - Outer
	080910-01-000	EA	Panel - Skylight - Outer
	077902-01-000	EA	Panel - Skylight - Inner

1989 WINNEBAGO TABLE OF CONTENTS

WCN28RU
WC/JN31RT
WC/JN36RQ

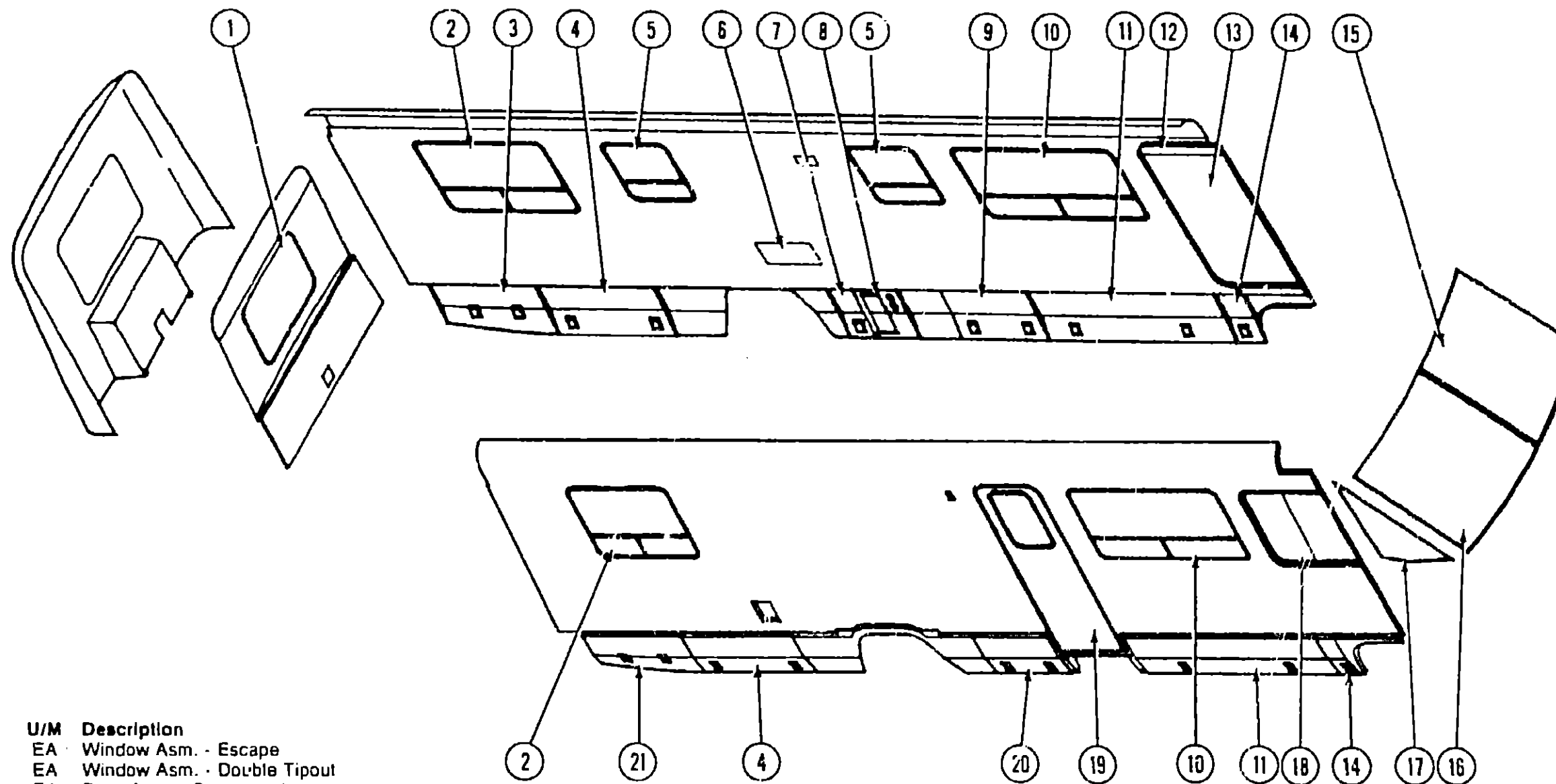
A-01 - D-13
D-15 - H-02
H-03 - K-16

1989 WC/JN31RT INDEX

Floor Plan	D-15 - D-16
Accessories Group	D-17 - D-22
Bath Group	D-23 - E-01
Chassis Group	E-02 - E-09
Curtain, Cushion & Pad Group	E-10 - E-22
Dinette Group	E-23 - E-24
Driver's Compartment Group	F-01 - F-06
Electrical Group	F-07 - F-11
Exterior Body Group	F-12 - F-19
Galley Group	F-20 - F-22
Heating & Air Conditioning Group	F-23 - F-24
Interior Finish Group	G-01 - G-02
LP Group	G-03
Lounge Group	G-04 - G-07
Water & Sewage Group	G-08 - G-11
Window, Vent & Exterior Door Group	G-12 - H-02

WINDOW, VENT & EXTERIOR DOOR GROUP (CONTINUED)

WINDOWS & ACCESS DOORS



1989 WINNEBAGO TABLE OF CONTENTS

WCN28RU
WC/JN31RT
WC/JN36RQ

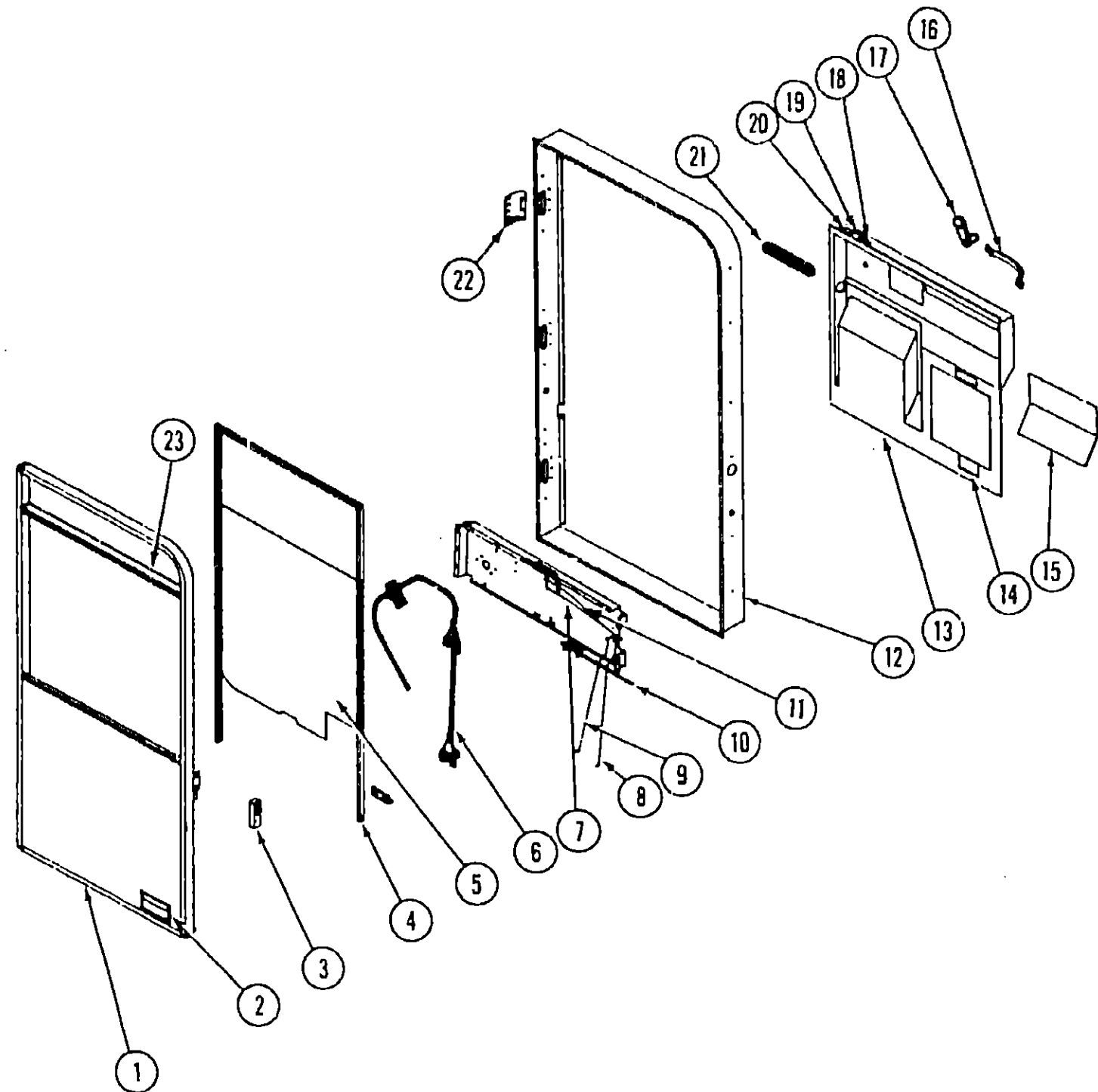
A-01 - D-13
D-15 - H-02
H-03 - K-16

Key	Part Number	U/M	Description
1	087985-04-Y12	EA	Window Asm. - Escape
2	085354-07-X11	EA	Window Asm. - Double Tipout
3	092630-02-Y12	EA	Door Asm. - Generator/Luggage
4	092481-02-Y10	EA	Door Asm. - Storage Compartment
5	085353-07-W07	EA	Window Asm. - Single
6	084103-01-000	EA	Door Asm. - Refrigerator Access
7	092481-03-Y10	EA	Door Asm. - Water
8	093028-04-Y12	EA	Door Asm. - Furnace
9	092481-04-Y10	EA	Door Asm. - Storage Compartment
10	085354-05-X11	EA	Window Asm. - Double Tipout
11	092481-01-Y10	EA	Door Asm. - Storage Compartment
12	092997-01-000	EA	Glass - Stationary
13	M93054-02-Y10	EA	Door Asm. - Driver - w/Manual Crank Window
13	M93054-07-Y12	EA	Door Asm. - Driver - w/Power Window
	092446-01-000	EA	Glass - Roll-Up Window
14	092481-03-Y10	EA	Door Asm. - Battery
15	091215-02-000	EA	Glass - Windshield - Driver
16	091215-01-000	EA	Glass - Windshield - Passenger
17	091953-03-000	EA	Glass - Vent Window - Passenger
	091953-04-000	EA	Glass - Vent Window - Driver
18	093703-01-Y10	EA	Window Asm. - Single Slider
19	M01870-21-Y12	EA	Door Asm. - Entrance Door
	079733-04-T03	EA	Window Asm. - Picture - 17" x 25"
20	092481-05-Y12	EA	Door Asm. - LP
21	092630-01-Y10	EA	Door Asm. - Luggage/Storage
	092981-01-Y10	EA	Door Asm. - Panel - Rear - Right or Left
	092982-01-Y10	EA	Door Asm. - Spare Tire - Beige
	052009-02-000	EA	Door Asm. - Water Heater - Beige

1989 WC/JN31RT INDEX

Floor Plan	D-15 - D-16
Accessories Group	D-17 - D-22
Bath Group	D-23 - E-01
Chassis Group	E-02 - E-09
Curtain, Cushion & Pad Group	E-10 - E-22
Dinette Group	E-23 - E-24
Driver's Compartment Group	F-01 - F-06
Electrical Group	F-07 - F-11
Exterior Body Group	F-12 - F-19
Galley Group	F-20 - F-22
Heating & Air Conditioning Group	F-23 - F-24
Interior Finish Group	G-01 - G-02
LP Group	G-03
Lounge Group	G-04 - G-07
Water & Sewage Group	G-08 - G-11
Window, Vent & Exterior Door Group	G-12 - H-02

WINDOW, VENT & EXTERIOR DOOR GROUP (CONTINUED)



Key	Part Number	U/M	Description
1	M93054-02-Y10	EA	Door Asm. - Driver Door - w/Crank Window
1	M93054-07-Y12	EA	Door Asm. - Driver Door - w/Power Window
2	092927-01-000	EA	Latch Asm. - Outside Door Handle
	092927-01-700	EA	Lock Lever - Black
	092927-01-701	EA	Lock Lever - Chrome
3	092927-04-000	EA	Latch Striker - Driver Door
4	089454-02-000	EA	Channel - Glass Run - Top
5	092446-01-000	EA	Glass - Roll-Up - Door
	081912-02-000	EA	Weatherstrip - Rigid
6	093634-01-000	EA	Regulator Asm. - Window (w/Crank Window)
6	092996-01-000	EA	Regulator Asm. - Power Window
7	092928-04-000	EA	Rod - Inside Lock
	092927-05-000	EA	Clip - Rod End - Right
8	092928-01-000	EA	Rod - Door Lock
	092927-05-000	EA	Clip - Rod End - Right
9	092928-02-000	EA	Rod - Outside Release
	092927-06-000	EA	Clip - Rod End - Left
10	081906-02-000	EA	Slide Bolt - Driver Door
	092594-01-000	EA	Bracket - Dead Bolt
	081903-01-000	EA	Knob - Mounting Shaft
11	092928-03-000	EA	Rod - Inside Release
	092927-05-000	EA	Clip - Rod End - Right
12	092800-01-Y10	EA	Jamb Asm. - Door
13	M92581-01-01A	EA	Panel - Interior - Fawn
	081905-02-000	EA	Knob Control - Slide Bolt - Left
14	077026-01-000	EA	Lens - Courtesy Light - Clear
	077000-01-000	EA	Socket Asm. - w/8" Pigtail Heads
15	092580-01-01A	EA	Cover - Map Pocket - Fawn
16	061400-04-000	EA	Assist Strap - 12" - Black w/Woodgrain Insert
17	094575-01-000	EA	Hand Crank - Glass Lift
18	093132-01-000	EA	Switch - Power Window
19	088246-01-000	EA	Switch - Remote Mirror
20	087695-01-000	EA	Switch - Mirror Heater
21	09314-01-000	EA	Conduit - Wire
	080734-02-000	EA	Clip - Nylon Wire
22	092937-01-01A	EA	Hinge Asm. - Front Door - Beige
23	092997-01-000	EA	Glass - Stationary
	064580-03-000	EA	Strap - Check - Door

WINDOW, VENT & EXTERIOR DOOR GROUP (CONTINUED)

DRIVER'S DOOR & HARDWARE

1989 WINNEBAGO
TABLE OF CONTENTS

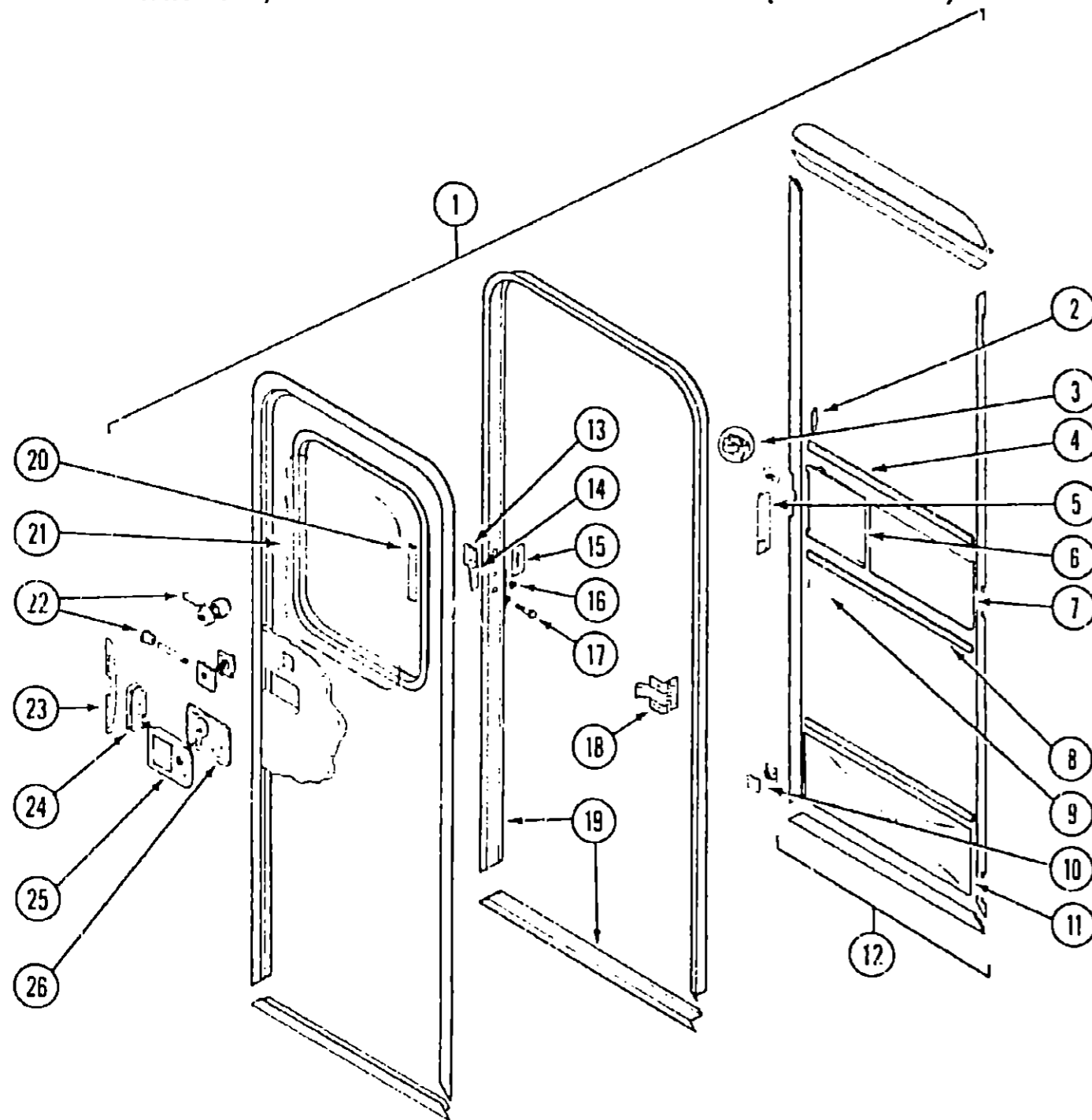
WCN28RU
WC/JN31RT
WC/JN38RO

A-01 - D-13
D-15 - H-02
H-03 - K-16

1989 WC/JN31RT INDEX

Floor Plan	D-15 - D-16
Accessories Group	D-17 - D-22
Bath Group	D-23 - E-01
Chassis Group	E-02 - E-09
Curtain, Cushion & Pad Group	E-10 - E-22
Dinette Group	E-23 - E-24
Driver's Compartment Group	F-01 - F-06
Electrical Group	F-07 - F-11
Exterior Body Group	F-12 - F-19
Galley Group	F-20 - F-22
Heating & Air Conditioning Group	F-23 - F-24
Interior Finish Group	G-01 - G-02
LP Group	G-03
Lounge Group	G-04 - G-07
Water & Sewage Group	G-08 - G-11
Window, Vent & Exterior Door Group	G-12 - H-02

WINDOW, VENT & EXTERIOR DOOR GROUP (CONTINUED)



WINDOW, VENT & EXTERIOR DOOR GROUP (CONTINUED)

ENTRANCE DOOR

Key	Part Number	U/M	Description
1	M01870-21-Y12	EA	Door Asm. - Entrance w/Screen Door
	095276-01-02A	EA	Frame Asm. - Entrance Door - Beige
	089748-02-000	EA	Frame - Entrance Door - Bottom Portion
2	050712-05-000	EA	Door Handle - Screen Door
3	009018-01-000	EA	Roller Catch - Screen Door
	05E025-01-000	EA	Clip - Roller Latch Catch
	009015-01-000	EA	Catch - Elbow - Spring Loaded - Screen Door
4	078592-01-000	EA	Screen Door Mullion - Upper & Lower - Slider
	078777-01-000	EA	Slider Channel (Mullion Insert)
5	079087-01-000	EA	Strike - Slider - Screen Door
6	079086-01-000	EA	Slider - Screen Door
7	016454-01-000	EA	Insert - Screen Door
8	002294-01-000	FT	Spline - Black
9	002293-02-000	SF	Screen - Window - 26" Charcoal
10	085774-01-000	FT	Fastener - Dual Lock - 1" Wide
10	085774-02-000	FT	Fastener - Dual Lock - 1" Wide
11	078552-03-000	EA	Insert - Screen Door - Lower
12	079012-01-T03	EA	Screen Door Asm.
	078595-01-000	EA	Plate - Screen Door
13	077461-01-000	EA	Strike Cover
14	041546-03-000	EA	Angle Bracket
15	079173-01-000	EA	Deadbolt - Gasket
16	058806-01-000	EA	Plug - Tapered Plastic
17	039539-01-000	EA	Strike
18	079361-05-000	EA	Hinge
19	095277-02-02A	EA	Door Jamb - Entrance Door
20	087561-01-000	FT	Window Seal
21	002181-06-000	EA	Glass - Picture Window
	079733-04-T03	EA	Window Asm. - Picture - 17" x 25" (w/o inside frame)
	059609-03-000	EA	Inside Frame - Beige (not included in assembly)
22	039738-01-000	EA	Dead Bolt Asm. - Round
22	095229-01-01A	EA	Dead Bolt Asm. - Square - Black
23	098173-01-01A	EA	Stiffener - Entrance Door
24	039540-01-000	EA	Latch Asm. - Entrance Door
25	045017-10-000	EA	Latch Asm. - Plate - Black
26	039979-03-000	EA	Cover Asm. - Latch Plate - Black
	039984-01-000	EA	Cap - Black Vinyl - Lock Grip
	075673-01-000	FT	Seal - Pile - Adhesive Back
	075671-01-000	FT	Seal - Sponge - Lazy T Shapped
	002748-01-000	EA	Cover - Key
	081057-01-000	EA	Seal - Lock - Flat w/Slit

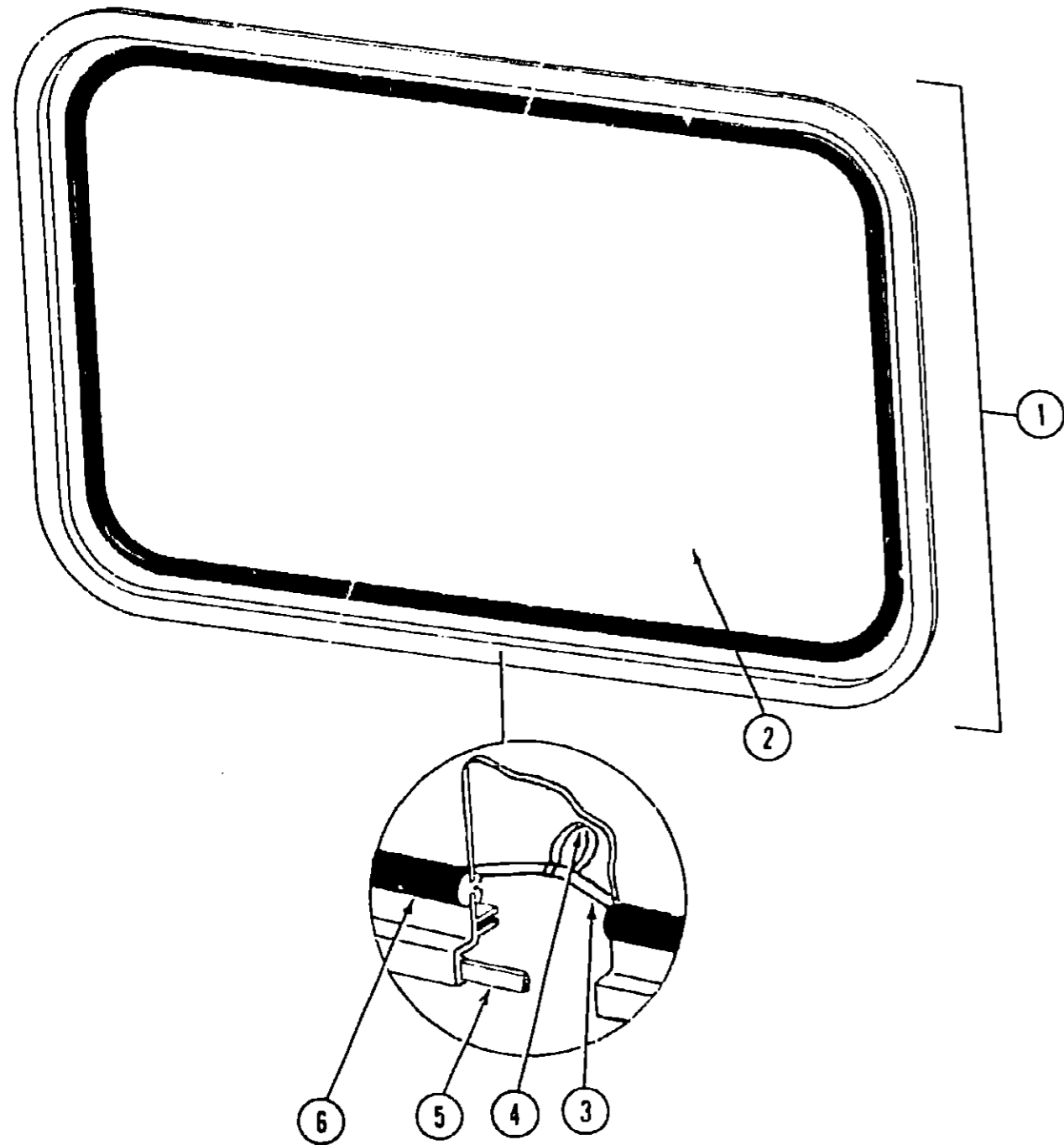
1989 WINNEBAGO
TABLE OF CONTENTS

WCN28PU
WC/JN31RT
WC/JN36RC

A-01 - D-13
D-15 - H-02
H-03 - K-16

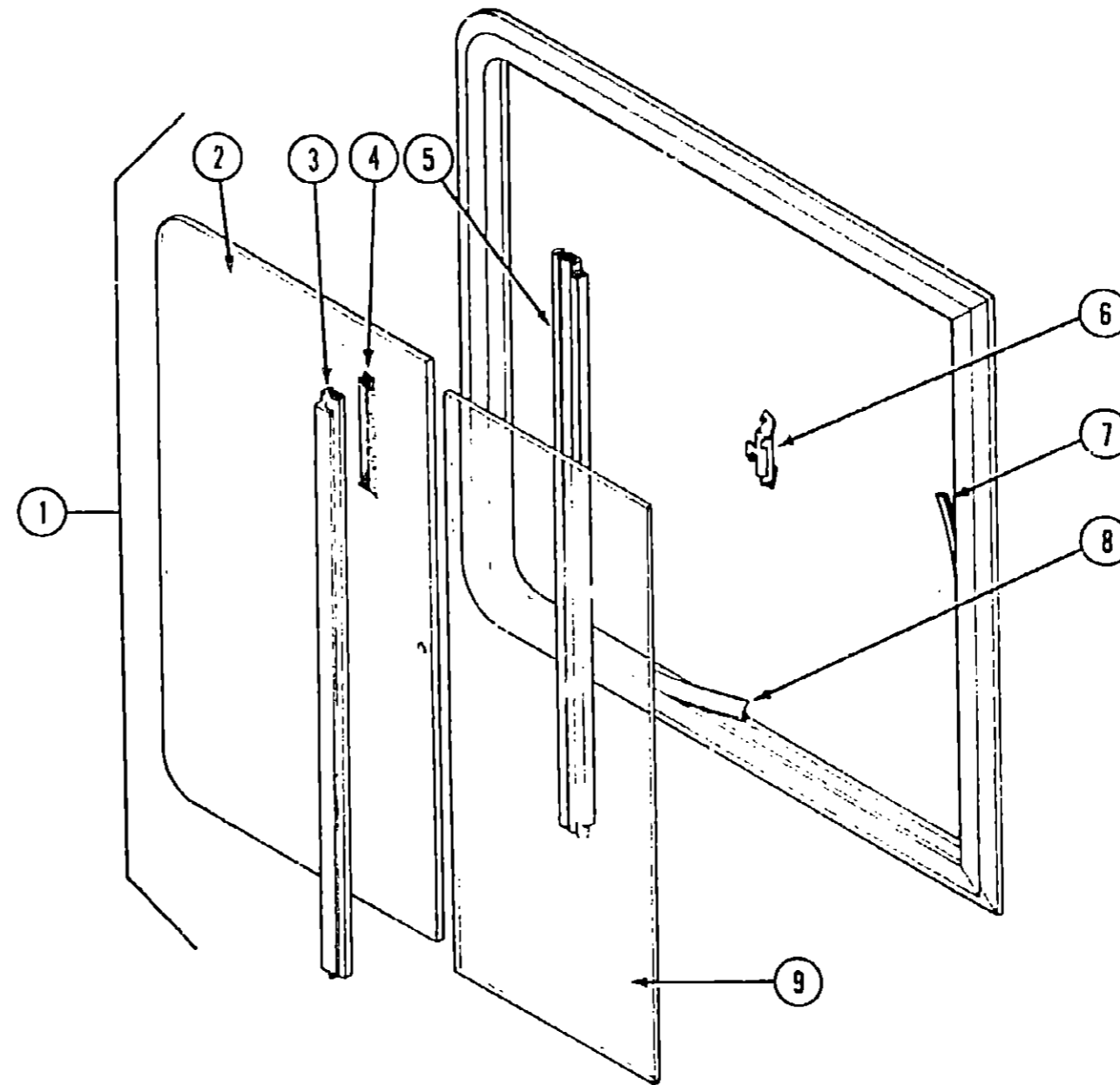
1989 WC/JN31RT INDEX

Floor Plan	D-15 - D-16
Accessories Group	D-17 - D-22
Bath Group	D-23 - E-01
Chassis Group	E-02 - E-09
Curtain, Cushion & Pad Group	E-10 - E-22
Dinette Group	E-23 - E-24
Driver's Compartment Group	F-01 - F-06
Electrical Group	F-07 - F-11
Exterior Body Group	F-12 - F-19
Galley Group	F-20 - F-22
Heating & Air Conditioning Group	F-23 - F-24
Interior Finish Group	G-01 - G-02
LP Group	G-03
Lounge Group	G-04 - G-07
Water & Sewage Group	G-08 - G-11
Window, Vent & Exterior Door Group	G-12 - H-02



ESCAPE WINDOW

Key	Part Number	U/M	Description
1	087985-04-Y12	EA	Window Asm. - Escape (w/o inside frame)
	076650-04-000	EA	Inside Frame - Black (not included in assembly)
2	076337-06-000	EA	Glass - 1/8" x 44.8" x 20"
3	002285-01-000	FT	Filler - Weatherstrip - Black
4	077066-01-701	EA	Tape - Ploy - Escape Window - 36"
5	069640-07-000	FT	Tape - 2" Bead x 45'
6	002282-01-000	FT	Weatherstrip - Window - .125" - Black



Key	Part Number	U/M	Description
1	093703-01-Y10	EA	Window Asm. - Single Slider - 31.5" x 31" (w/o inside frame)
	092665-01-Y10	EA	Inside Frame - Black (not included in assembly)
2	081980-11-000	EA	Glass - Slider - 1/8" x 30.4" x 16.5"
3	002389-03-209	EA	Glass Holder - 29.57"
4	073740-01-000	FT	Seal - Fin - Pile - .460
5	084170-09-000	EA	Mullion - Slider Window - Black
	042077-01-000	FT	Channel - Window - Glass Run - 3/16"
	050216-02-000	FT	Spline - Vinyl Glass - .19" - Black
6	047369-01-700	EA	Latch Kit - Window - Black Plastic w/Fastener
7	002309-02-000	FT	Spline - Glass - 1/8" Material - Black
8	041928-02-000	FT	Seal - Window Channel
9	057656-12-000	EA	Glass - Stationary - 1/8" x 15.7" x 30.4"
	000G39-06-16T	EA	Screw - SF/DR - 6 x 20 x 1.00 - PPH
	002328-01-000	EA	Black - Window - 1/8" x 3/16" x 1"
	023320-01-000	EA	Pad - Felt - 3/8" Dia.
	081377-01-000	EA	Adhesive - Cyanoacrylate

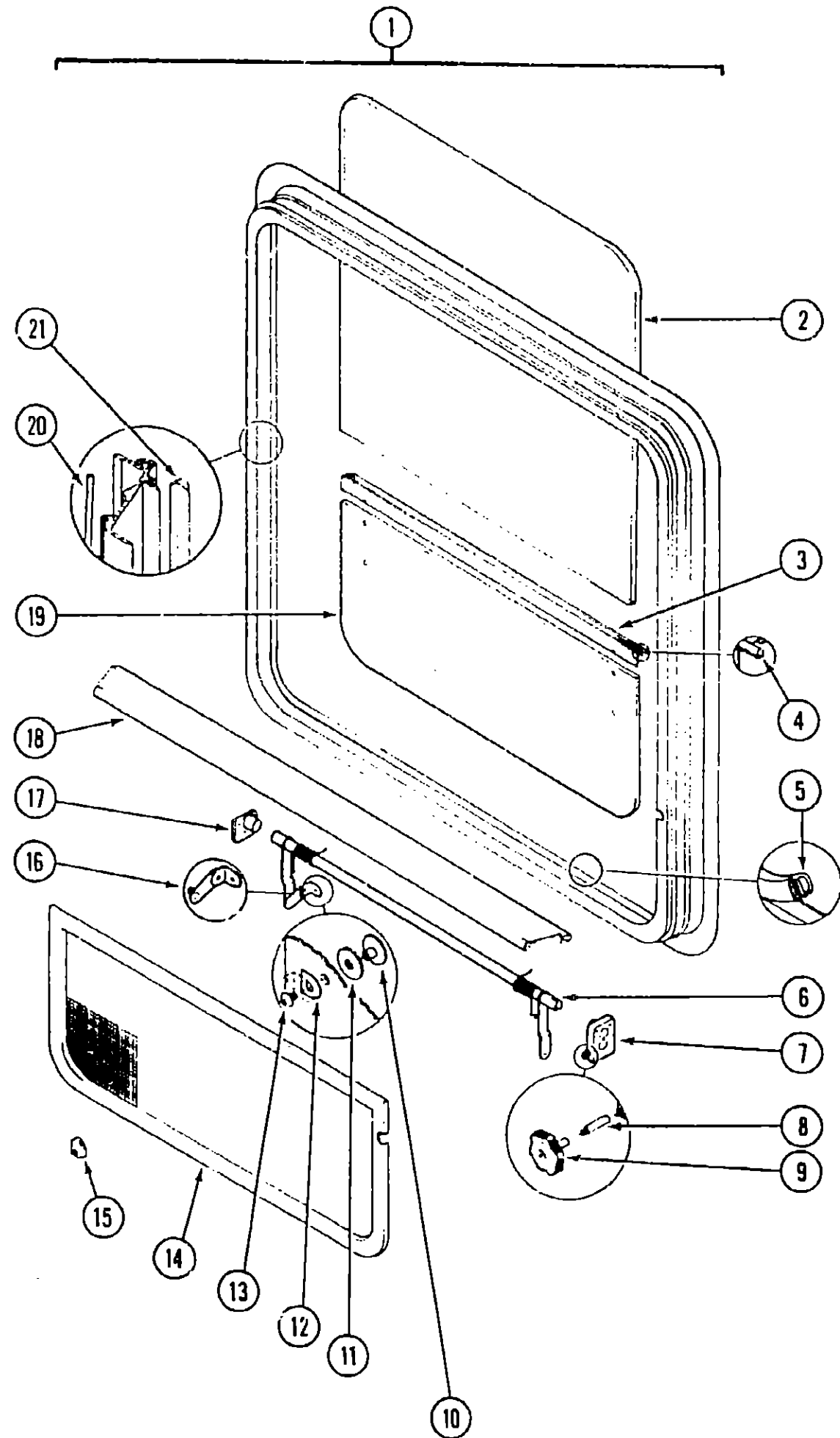
1989 WINNEBAGO
TABLE OF CONTENTS

WCN28RU
WC/JN31RT
WC/JN36RQ

A-01 - D-13
D-15 - H-02
H-03 - K-16

1989 WC/JN31RT INDEX

Floor Plan	D-15 - D-16
Accessories Group	D-17 - D-22
Bath Group	D-23 - E-01
Chassis Group	E-02 - E-09
Curtain, Cushion & Pad Group	E-10 - E-22
Dinette Group	E-23 - E-24
Driver's Compartment Group	F-01 - F-06
Electrical Group	F-07 - F-11
Exterior Body Group	F-12 - F-19
Galley Group	F-20 - F-22
Heating & Air Conditioning Group	F-23 - F-24
Interior Finish Group	G-01 - G-02
LP Group	G-03
Lounge Group	G-04 - G-07
Water & Sewage Group	G-08 - G-11
Window, Vent & Exterior Door Group	G-12 - H-02



SINGLE TIPOUT WINDOW

Qty	Part Number	U/M	Description
1	085353-07-W07	EA	Window Asm. - Single Tipout - 24.8" x 24.9" (w/o inside frame)
	084153-04-000	EA	Inside Frame - Black (not included in assembly)
2	081239-05-000	EA	Glass - 14.6" x 24.25" - Stationary
3	089913-01-000	EA	Hinge - Tipout Window - Black
4	081357-01-000	FT	Seal Foam - Vinyl
5	084067-01-000	FT	Seal - "e" - Sponge Rubber
6	083150-05-000	EA	Torque Tube Asm.
7	035102-02-000	EA	Operator Drive - Left
8	009009-06-000	EA	Extension - .900" - Black (not included in assembly)
9	009439-05-000	EA	KNob - Window Crankout - Black (not included in assembly)
	009439-07-000	EA	Screw - 8/32" x 1 1/4" POH - Black (not included in assembly)
10	085762-01-000	EA	T-Nut - 10-32
11	069927-03-000	EA	Seal - Rubber - .12" x 25' ID x 80" OD
12	084473-01-000	EA	Seal - Rubber - "D" Shaped
13	086763-01-000	EA	Screw - #10 - 32 x 1/4" PTH
14	084580-04-W07	EA	Screw Asm. - Tipout Window - Single
	002293-02-000	SF	Screen - Window - 26" - Charcoal
	002298-02-000	FT	Spline - .130" Dia. - Charcoal (Screen)
15	081243-01-000	EA	Screen Clip - Plastic - Black
	000G12-06-08T	EA	Screw - #6 - 20 x .50" POH - Black
16	097578-01-000	EA	Connecting Rod Asm.
	085316-01-000	EA	Washer - Wave - .44 OD 32 ID
	081649-01-000	EA	Snap Ring - 7/32 Shaft
17	081354-01-000	EA	Sleeve - Window Torque Tube
18	082563-52-001	EA	Mullion - Horizontal - Black
19	084068-02-000	EA	Glass - 9.24" x 24.13" - Tipout
20	069640-06-000	FT	Seal - 5/16" x 15' (not included in assembly)
21	083180-01-000	FT	Seal - Vinyl Glazing

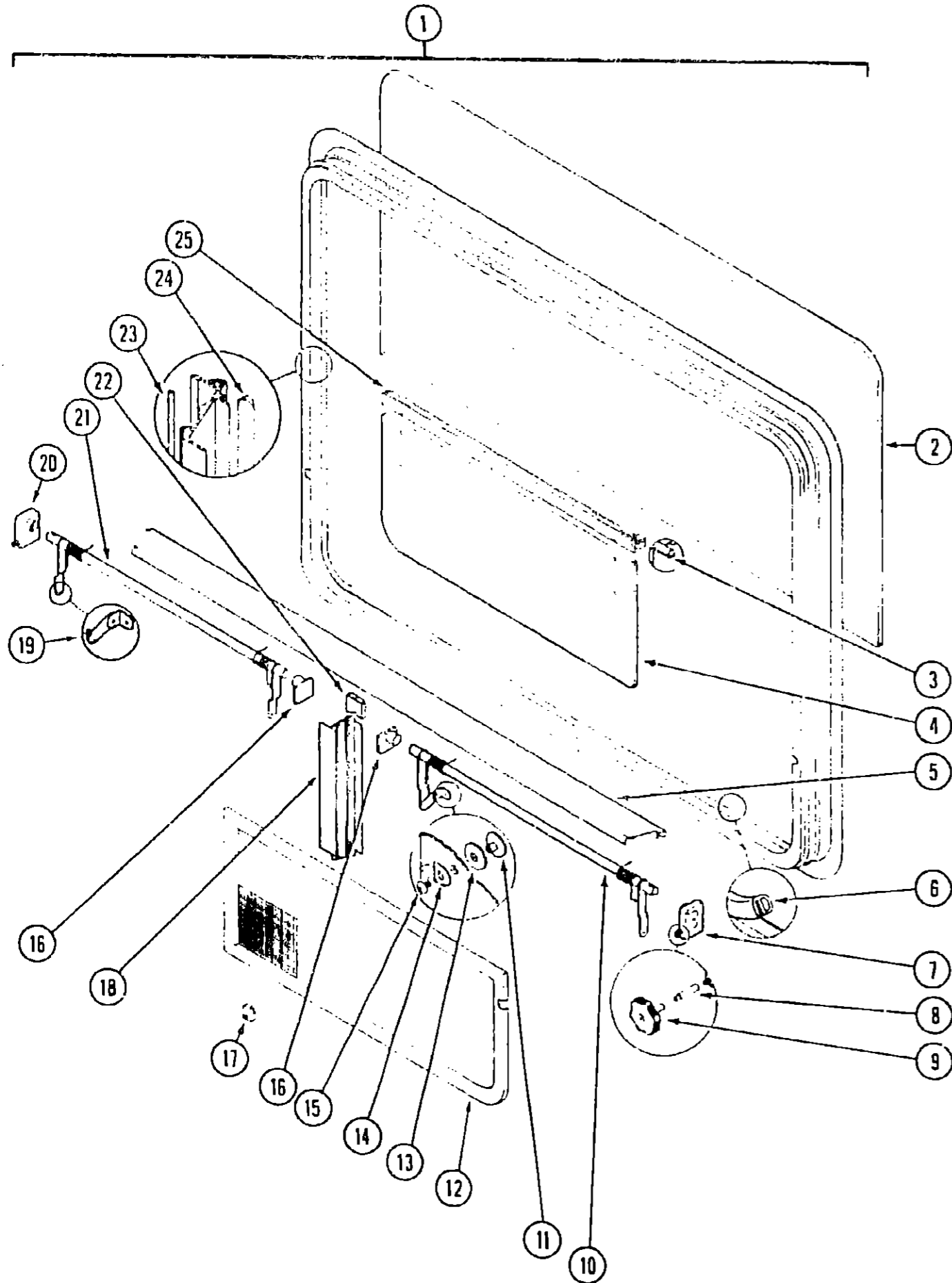
1989 WINNEBAGO
TABLE OF CONTENTS

WCN28RU
WC/JN31RT
WC/JN36RO

A-01 - D-13
D-15 - H-02
H-03 - K-16

1989 WC/JN31RT INDEX

Floor Plan	D-15 - D-16
Accessories Group	D-17 - D-22
Bath Group	D-23 - E-01
Chassis Group	E-02 - E-09
Curtain, Cushion & Pad Group	E-10 - E-22
Dinette Group	E-23 - E-24
Driver's Compartment Group	F-01 - F-06
Electrical Group	F-07 - F-11
Exterior Body Group	F-12 - F-19
Galley Group	F-20 - F-22
Heating & Air Conditioning Group	F-23 - F-24
Interior Finish Group	G-01 - G-02
LP Group	G-03
Lounge Group	G-04 - G-07
Water & Sewage Group	G-08 - G-11
Window, Vent & Exterior Door Group	G-12 - H-02



DOUBLE TIPOUT WINDOW

Key	Part Number	U/M	Description
1	085354-05-X11	EA	Window Asm. - Double Tipout
	084153-10-000	EA	Inside Frame - Black (not included in assembly)
2	081239-18-000	EA	Glass - 1/8" x 60" x 20 1/2" - Stationary
3	081357-01-000	FT	Foam Seal - Vinyl
4	084068-08-000	EA	Glass - 1/8" x 9.24" x 30.39" - Tipout
5	083119-09-000	EA	Mullion - Horizontal - Black
	000G39-06-16T	EA	Screw - SF/DR - 6 - 20 x 1.00 PPH (Mullion - 4 Required)
	076778-03-000	EA	Rivet - Plastic - Pin Drive - Black (2 Required)
6	084067-01-000	FT	Seal - "a" - Sponge Rubber
7	035302-01-C00	EA	Operator Drive - Right
8	090025-01-000	EA	Extension - Window Knob (not included in assembly)
9	067052-02-000	EA	Knob - Beige (not included in assembly)
	089371-01-000	EA	Screw - Window Knob (not included in assembly)
10	083228-03-000	EA	Torque Tube Asm. - Right
11	086762-01-000	EA	T-Nut - 10-32
12	084581-05-X11	EA	Screen Asm. - Tipout - Right
	084581-06-X11	EA	Screen Asm. - Tipout - Left
	002293-02-000	SF	Screen - 26" - Window
	002298-02-000	FT	Spline - .130" Dia. - Charcoal (Screen)
13	068927-03-000	EA	Seal - Rubber - .12" x 25" ID x 80" OD
14	084473-01-000	EA	Seal - Rubber - "D" Shaped
15	086763-01-000	EA	Screw - #10 - 32 x 1/4" PTH
16	081354-01-000	EA	Sleeve - Window Torque Tube
17	081243-01-000	EA	Clip - Plastic - Screen (4 Required)
	000G12-06-08T	EA	Screw - #6 - 20 x .50" POH - Black
18	084154-01-000	EA	Mullion - Vertical - Black
	000G39-08-08B	EA	Screw - #8 x 18 x 1/2 PPH (Mullion - 4 Required)
19	097578-01-000	EA	Connecting Rod Asm.
	085316-01-000	EA	Washer - Wave - .44 OD 32 ID
	081649-01-000	EA	Snap Ring - 7/32 Shaft
20	035302-02-000	EA	Operator Drive - Left
21	083227-03-000	EA	Torque Tube Asm. - Left
22	084066-01-000	FT	Bulb Seal - Double - Sponge Rubber
23	068640-06-000	FT	Seal - 5/16 x 15' (not included in assembly)
24	083180-01-000	FT	Seal - Vinyl Glazing
25	084155-09-000	EA	Hinge - Tipout Window - Black

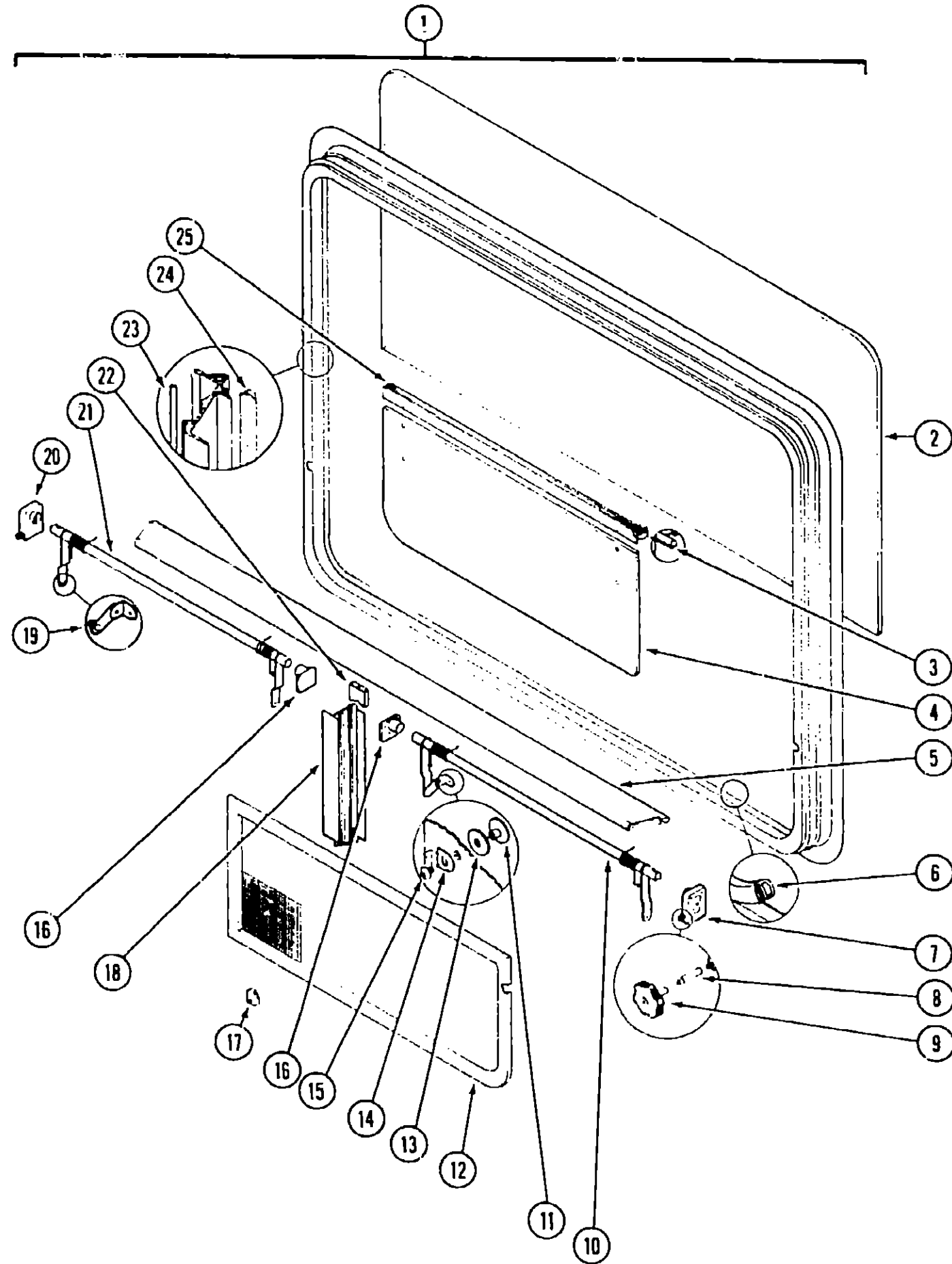
1989 WINNEBAGO
TABLE OF CONTENTS

WCN28RU
WC/JN31RT
WC/JN36RQ

A-01 - D-13
D-15 - H-02
H-03 - K-16

1939 WC/JN31RT INDEX

Floor Plan	D-15 - D-16
Accessories Group	D-17 - D-22
Bath Group	D-23 - E-01
Chassis Group	E-02 - E-09
Curtain, Cushion & Pad Group	E-10 - E-22
Dinette Group	E-23 - E-24
Driver's Compartment Group	F-01 - F-06
Electrical Group	F-07 - F-11
Exterior Body Group	F-12 - F-19
Galley Group	F-20 - F-22
Heating & Air Conditioning Group	F-23 - F-24
Interior Finish Group	G-01 - G-02
LP Group	G-03
Lounge Group	G-04 - G-07
Water & Sewage Group	G-08 - G-11
Window, Vent & Exterior Door Group	G-12 - H-02



DOUBLE TIPOUT WINDOW

Key	Part Number	U/M	Description
1	085354-07-X11	EA	Window Asm. - Double Tipout - 30.8" x 42.3" (w/o inside frame)
	084153-12-000	EA	Inside Frame - Black (not included in assembly)
2	081239-23-000	EA	Glass - 1/8" x 40.7" x 20.5" - Stationary
3	081357-01-000	FT	Foam Seal - Vinyl
4	084068-13-000	EA	Glass - 1/8" x 9.2" x 20.1" - Tipout
5	082563-52-001	EA	Mullion - Horizontal - Black
	000G39-06-16T	EA	Screw - SF/DR - 6 - 20 x 1.00 PPH (Mullion - 4 Required)
	076778-03-000	EA	Rivet - Plastic - Pin Drive - Black (2 Required)
6	084067-01-000	FT	Seal - "e" - Sponge Rubber
7	035302-01-000	EA	Operator Drive - Right
8	090025-01-000	EA	Extension - Window Knob (not included in assembly)
9	067052-02-000	EA	Knob - Beige (not included in assembly)
	089371-01-000	EA	Screw - Window Knob (not included in assembly)
10	083228-03-000	EA	Torque Tube Asm. - Right
11	086762-01-000	EA	T-Nut - 10-32
12	084581-01-W07	EA	Screen Asm. - Tipout - Right
	084581-02-W07	EA	Screen Asm. - Tipout - Left
	002293-02-000	SF	Screen - 26" - Window
	002298-02-000	FT	Spline - .130" Dia. - Charcoal (Screen)
13	068927-03-000	EA	Seal - Rubber - .12" x 25" ID x 80" CD
14	084473-01-000	EA	Seal - Rubber - "D" Shaped
15	086763-01-000	EA	Screw - #10 - 32 x 1/4" PTH
16	081354-01-000	EA	Sleeve - Window Torque Tube
17	081243-01-000	EA	Clip - Plastic - Screen (4 Required)
	000G12-06-08T	EA	Screw - #6 - 20 x .50" POH - Black
18	084192-52-001	EA	Mullion - Vertical - Black
	000G37-08-08B	EA	Screw - #8 x 13 x 1/2 PPH (Mullion - 4 Required)
19	097578-01-000	EA	Connecting Rod Asm.
	085316-01-000	EA	Washer - Wave - .44 OD 32 ID
	081649-01-000	EA	Snap Ring - 7/32 Shaft
20	035302-02-000	EA	Operator Drive - Left
21	083227-05-000	EA	Torque Tube Asm. - Left
22	084066-01-000	FT	Bulb Seal - Double - Sponge Rubber
23	069640-06-000	FT	Seal - 5/16" x 15' (not included in assembly)
24	083180-01-000	FT	Seal - Vinyl Glazing
25	084155-10-000	EA	Hinge - Tipout Window - Black

1989 WINNEBAGO
TABLE OF CONTENTS

WCN28RU
WC/JN31RT
WC/JN36RO

A-01 - D-13
D-15 - H-02
H-03 - K-16

1989 WC/JN31RT INDEX

Floor Plan	D-15 - D-16
Accessories Group	D-17 - D-22
Bath Group	D-23 - E-01
Chassis Group	E-02 - E-09
Curtain, Cushion & Pad Group	E-10 - E-22
Dinette Group	E-23 - E-24
Driver's Compartment Group	F-01 - F-06
Electrical Group	F-07 - F-11
Exterior Body Group	F-12 - F-19
Galley Group	F-20 - F-22
Heating & Air Conditioning Group	F-23 - F-24
Interior Finish Group	G-01 - G-02
LP Group	G-03
Lounge Group	G-04 - G-07
Water & Sewage Group	G-08 - G-11
Window, Vent & Exterior Door Group	G-12 - H-02