

8

7

6

5



4

3

2

1

D

D

C


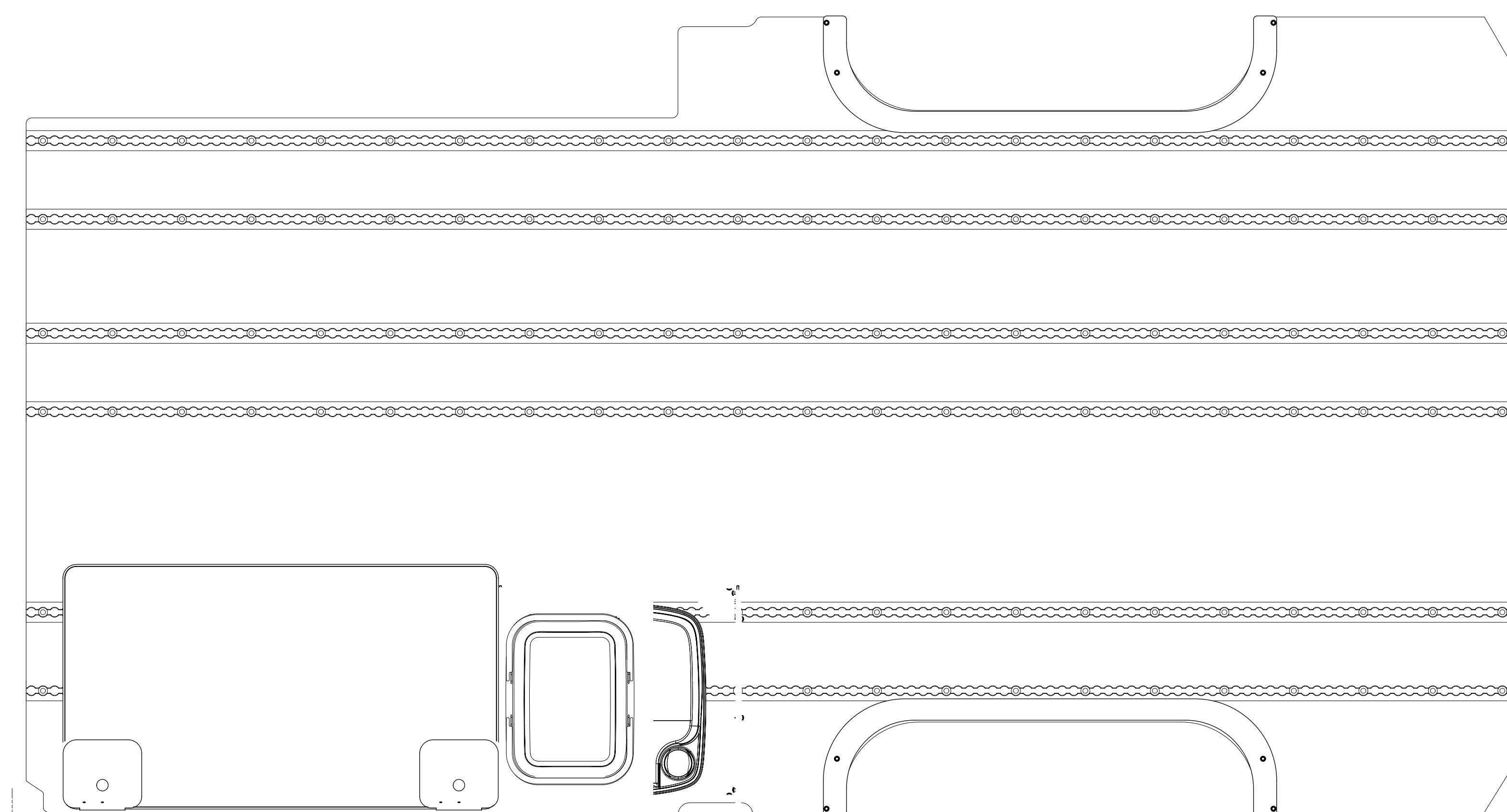
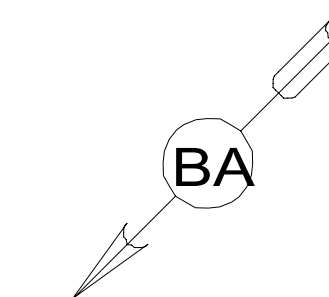
C

B

B

A

A



COPYRIGHT 2024 WINNEBAGO INDUSTRIES, INC.

DSNR:		ALL DIMENSIONS ARE IN MILLIMETERS		
DFTR:		MATERIAL:		
UNSPECIFIED TOLERANCES:				
WHOLE DIM (X)	3			
ONE-PLACE (X.X)	1.5			
TWO-PLACE (X.XX)	0.50			
ANGLE	1°			
REFER TO ES0018 FOR FASTENER TIGHTENING GUIDELINES		WEIGHT: (LBS)	FIRST USED: (REF)	
			23 H44M	
DESCRIPTION: DRAINAGE SYSTEM INSTL				
SHEET:	ITEM/PART NO.:	REF:		REV
1 OF 2	000271340 / 35401201000			

FOR DRAINAGE CALLOUTS SEE DWG NO. 000211962 / 303370-01-000

NOTES:

8

7

6

5



4

3

2

1

02-May-2024

8

7

6

5



4

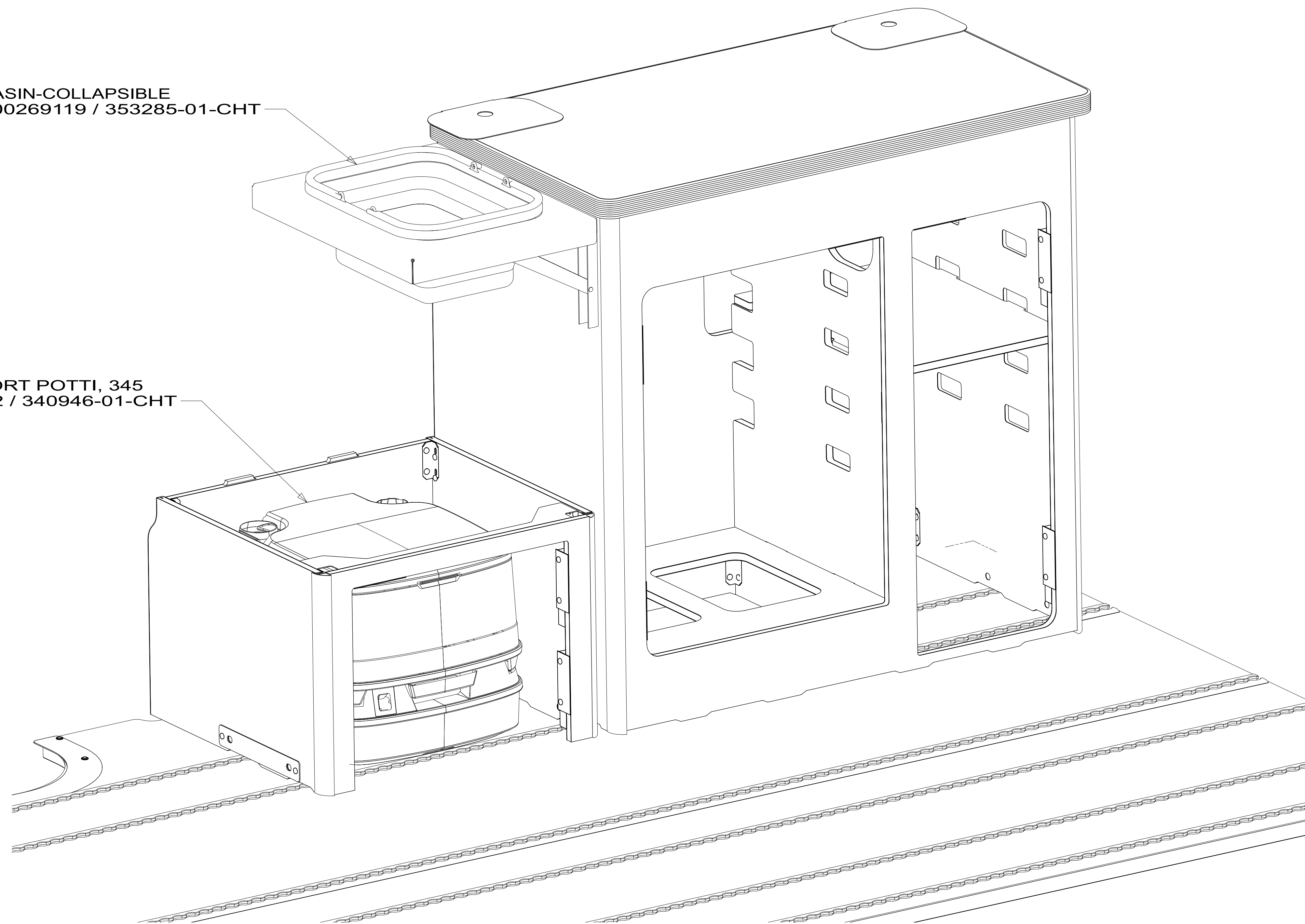
3

2

1

BASIN-COLLAPSIBLE
000269119 / 353285-01-CHT

TOILET-PORT POTTI, 345
000216662 / 340946-01-CHT



VIEW BA

DESCRIPTION:		
DRAINAGE SYSTEM INSTL		
SHEET:	ITEM/PART NO.:	REV
2 OF 2	000271340 / 35401201000	

8

7

6

5



4

3

2

1 02-May-2024