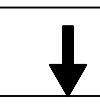


8

7

6

5



4

3

2

1

D

D

C

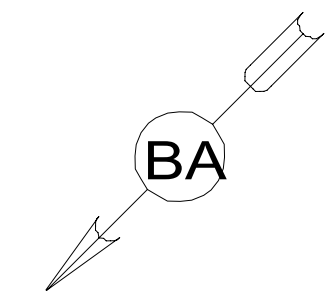
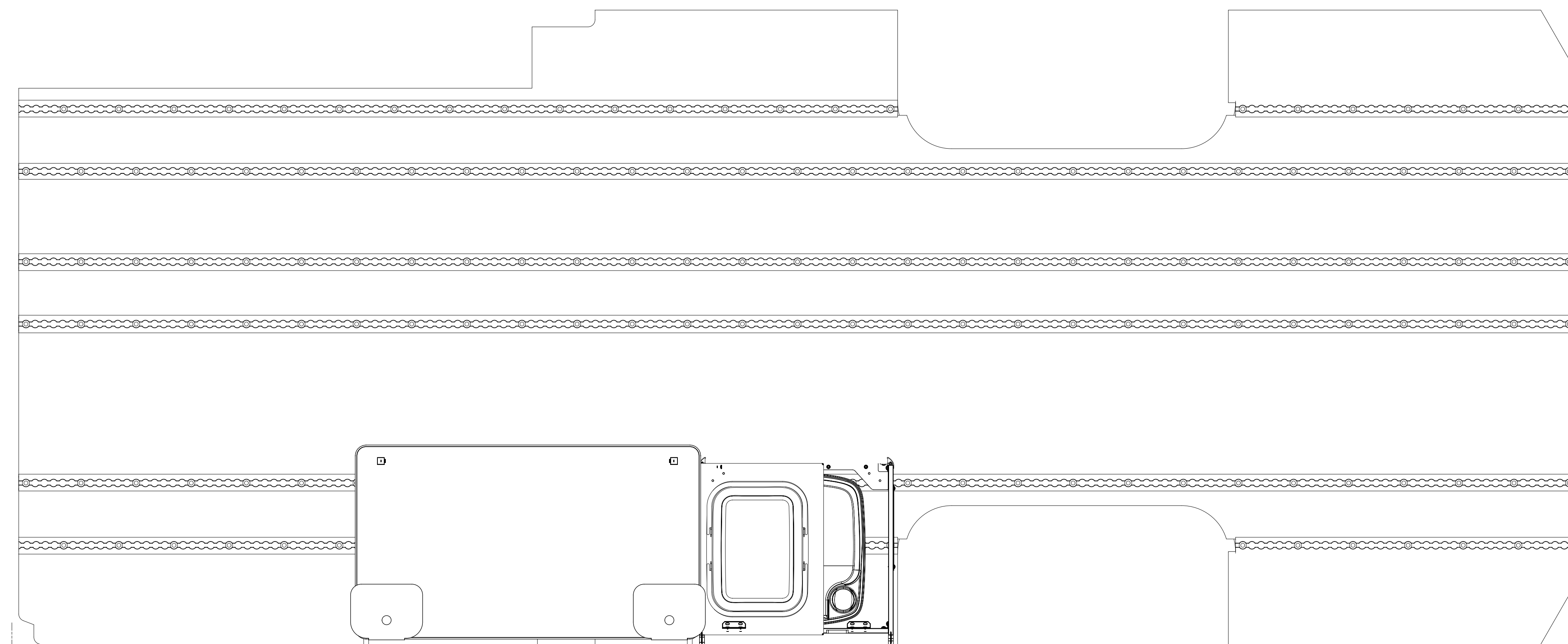
C

B

B

A

A



NOTES:

FOR
DRAINAGE
CALLOUTS
SEE DWG NO.
000211962 /
303370-01-000



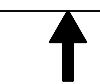
DSNR:		ALL DIMENSIONS ARE IN MILLIMETERS	
DFTR:		MATERIAL:	
UNSPECIFIED TOLERANCES:			
WHOLE DIM (X)	3		
ONE-PLACE (X.X)	1.5		
TWO-PLACE (X.XX)	0.50		
ANGLE	1°		
REFER TO ES0018 FOR FASTENER TIGHTENING GUIDELINES		WEIGHT: (LBS)	FIRST USED: (REF)
			23 H70SE
DESCRIPTION: DRAINAGE SYSTEM INSTL			
SHEET:	ITEM/PART NO.:	REV	
1 OF 2	000265967 / 35268201000		
REF:		1 02-May-2024	

8

7

6

5



4

3

2

1

8

7

6

5



4

3

2

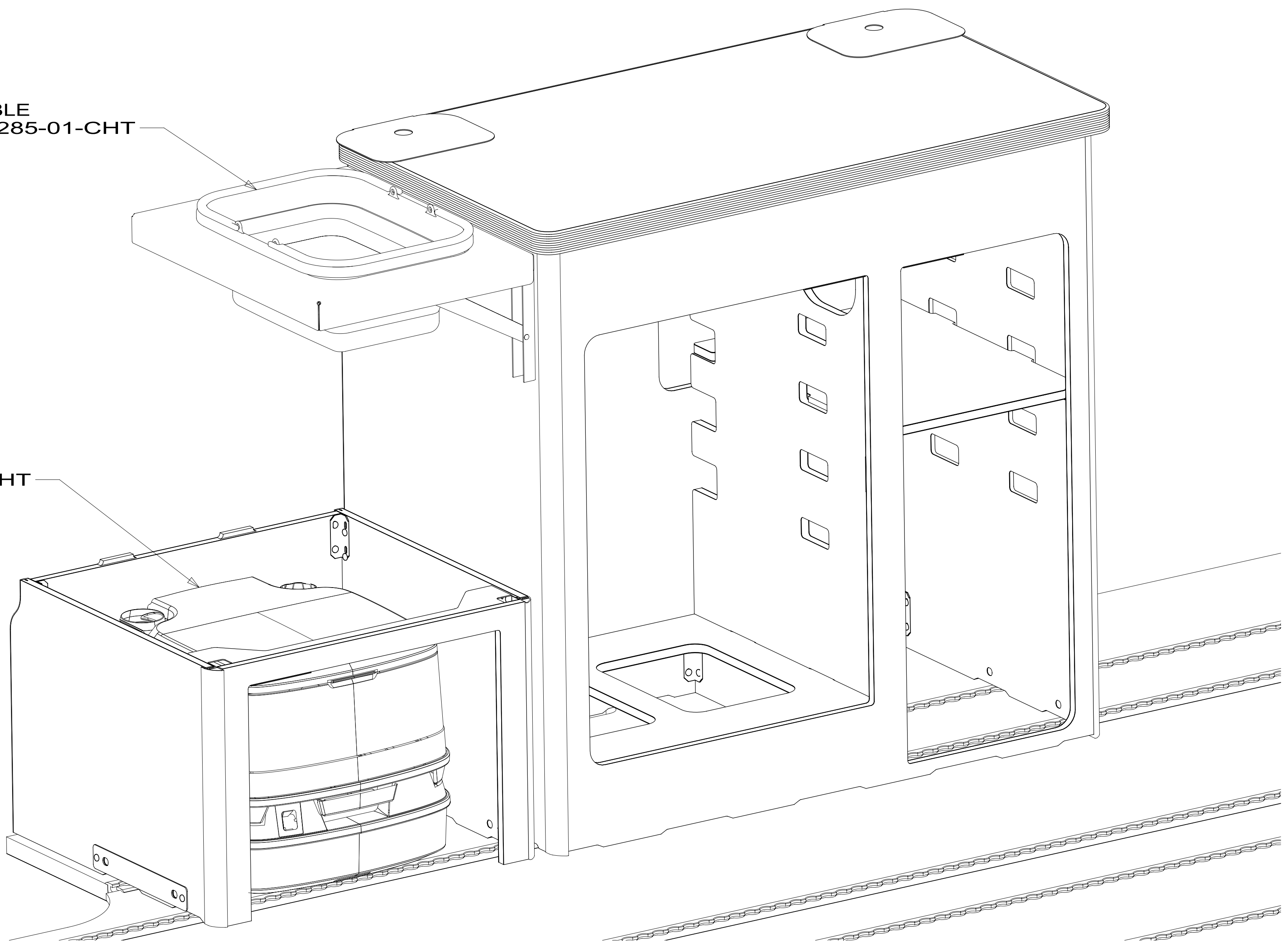
1

D

D

BASIN-COLLAPSIBLE
000269119 / 353285-01-CHT

TOILET-PORT POTTI, 345
000216662 / 340946-01-CHT



C

C



B

B

A

A

8

7

6

5



4

3

2

1

DESCRIPTION:		
DRAINAGE SYSTEM INSTL		
SHEET:	ITEM/PART NO.:	REV
2 OF 2	000265967 / 35268201000	

02-May-2024