

8

7

6

5



4

3

2

1

CABLE ASM-CHASSIS BATTERY DISCONNECT RETURN (PUR)	141415-12-032
CABLE ASM-CHASSIS GND EXT (BLK)	133566-12-010
CABLE ASM-CHASSIS BATTERY DISCONNECT SUPPLY (RED)	141415-32-026
CABLE ASM-COACH BATTERY DISCONNECT SUPPLY (YEL)	141416-52-025
CABLE ASM-COACH BATTERY GND (BLK)	133567-12-006
CABLE ASM-GENERATOR (GRN)	141415-42-068
CABLE ASM-GENERATOR GND (BLK)	133566-12-008
LEVELING SYSTEM POWER CABLE (BLU)	141415-29-020
LEVELING SYSTEM GND CABLE (BLK)	133566-12-008
CABLE ASM-STARTER (RED)	141416-32-010
CABLE ASM-COACH BATTERY FUSE	141416-52-003
CABLE ASM-CHASSIS BATTERY FUSE	141415-32-003
CABLE ASM-INVERTER (ORG)	141415-62-034
CABLE ASM-INVERTER GND (BLK)	133566-12-034
CABLE ASM-INVERTER CASE GND (GND)	136145-05-032
CABLE ASM-INVERTER FUSE (ORG)	141415-62-003

265 CODES/STANDARDS-CSA/CMVSS

1B1 CODES/STANDARDS USA

1B1 265



COPYRIGHT 2016 WINNEBAGO INDUSTRIES, INC.

DSNR:		ALL DIMENSIONS ARE IN MILLIMETERS	
DFFR:		MATERIAL:	
UNSPECIFIED TOLERANCES:			
WHOLE DIM (X)	: 3		
ONE-PLACE (X.X)	: 1.5		
TWO-PLACE (X.XX)	: 0.50		
ANGLE	: 1°		

REFER TO ES0018 FOR FASTENER TIGHTENING GUIDELINES

WEIGHT: (LBS) FIRST USED: 21 F29B

BATTERY INSTL

SHEET: 1 OF 4 ITEM/PART NO: 000210704 / 33997501000 REV

FOR ELECTRICAL TORQUE SPECIFICATIONS SEE DWG NO. 128783-01-000

FOR ELECTRICAL CALLOUTS SEE DWG NO. 121339-01-000

8

7

6

5



4

3

2

1

D

D

C

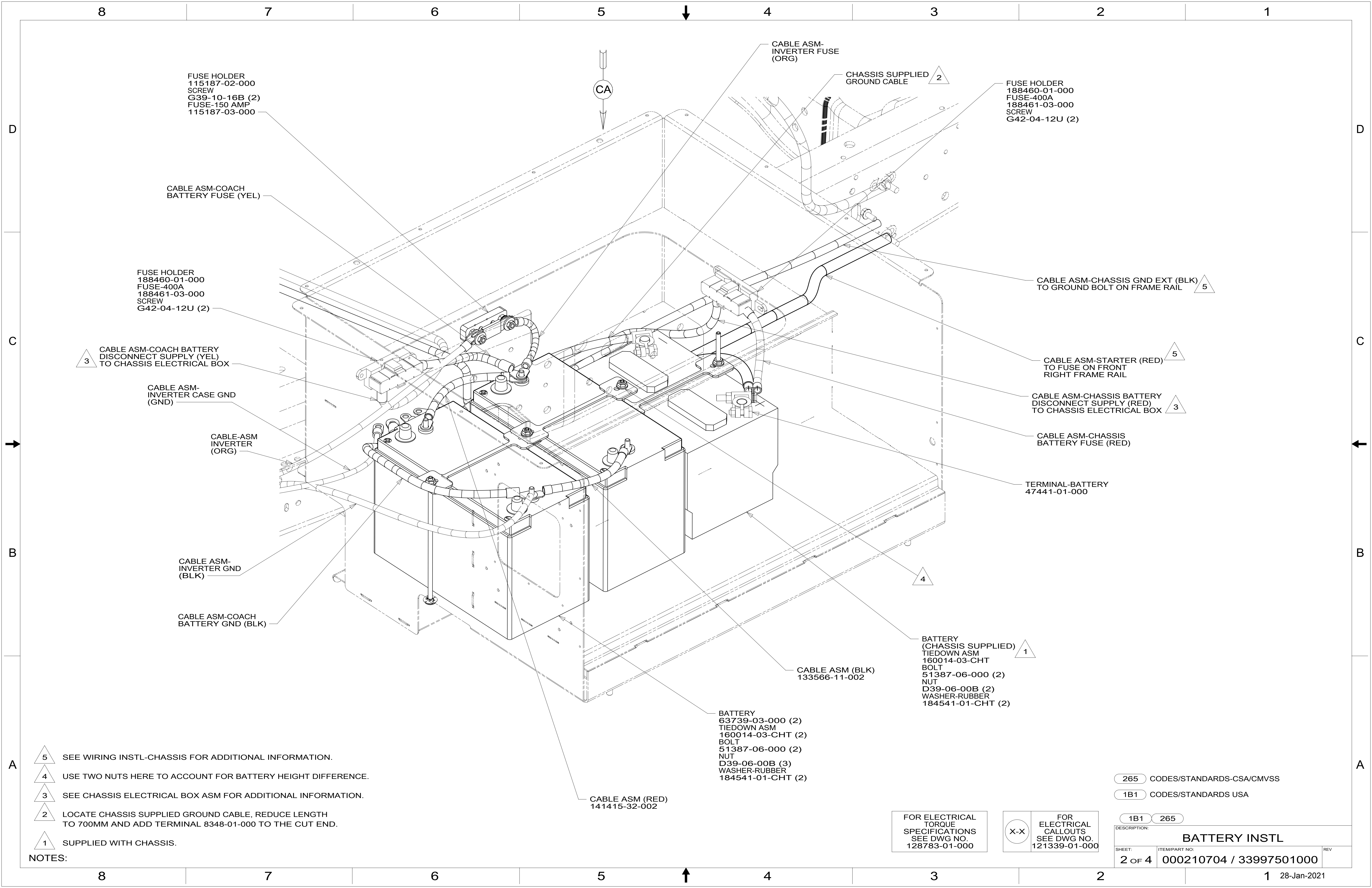
C

B

B

A

A



FUSE HOLDER
115187-02-000
SCREW
G39-10-16B (2)
FUSE-150 AMP
115187-03-000

CABLE ASM-COACH
BATTERY FUSE (YEL)

FUSE HOLDER
188460-01-000
FUSE-400A
188461-03-000
SCREW
G42-04-12U (2)

CABLE ASM-COACH BATTERY
DISCONNECT SUPPLY (YEL)
TO CHASSIS ELECTRICAL BOX

CABLE ASM-
INVERTER CASE GND
(GND)

CABLE-ASM
INVERTER
(ORG)

CABLE ASM-
INVERTER GND
(BLK)

CABLE ASM-COACH
BATTERY GND (BLK)

CABLE ASM-
INVERTER FUSE
(ORG)

CHASSIS SUPPLIED
GROUND CABLE

FUSE HOLDER
188460-01-000
FUSE-400A
188461-03-000
SCREW
G42-04-12U (2)

CABLE ASM-CHASSIS GND EXT (BLK)
TO GROUND BOLT ON FRAME RAIL

CABLE ASM-STARTER (RED)
TO FUSE ON FRONT
RIGHT FRAME RAIL

CABLE ASM-CHASSIS BATTERY
DISCONNECT SUPPLY (RED)
TO CHASSIS ELECTRICAL BOX

CABLE ASM-CHASSIS
BATTERY FUSE (RED)

TERMINAL-BATTERY
47441-01-000

CABLE ASM (BLK)
133566-11-002

BATTERY
63739-03-000 (2)
TIEDOWN ASM
160014-03-CHT (2)
BOLT
51387-06-000 (2)
NUT
D39-06-00B (3)
WASHER-RUBBER
184541-01-CHT (2)

CABLE ASM (RED)
141415-32-002

BATTERY
(CHASSIS SUPPLIED)
TIEDOWN ASM
160014-03-CHT
BOLT
51387-06-000 (2)
NUT
D39-06-00B (2)
WASHER-RUBBER
184541-01-CHT (2)

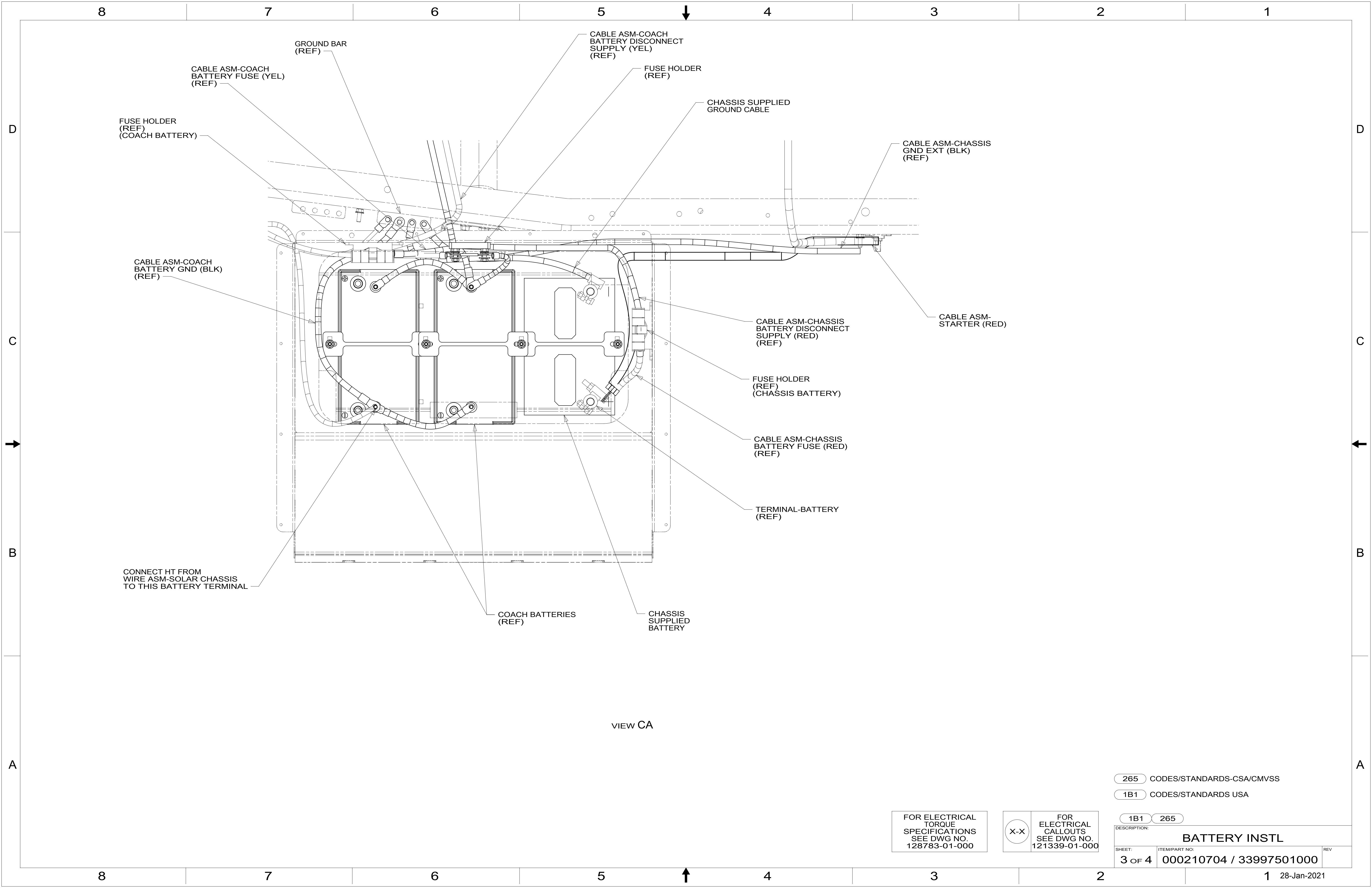
- 5 SEE WIRING INSTL-CHASSIS FOR ADDITIONAL INFORMATION.
- 4 USE TWO NUTS HERE TO ACCOUNT FOR BATTERY HEIGHT DIFFERENCE.
- 3 SEE CHASSIS ELECTRICAL BOX ASM FOR ADDITIONAL INFORMATION.
- 2 LOCATE CHASSIS SUPPLIED GROUND CABLE, REDUCE LENGTH TO 700MM AND ADD TERMINAL 8348-01-000 TO THE CUT END.
- 1 SUPPLIED WITH CHASSIS.

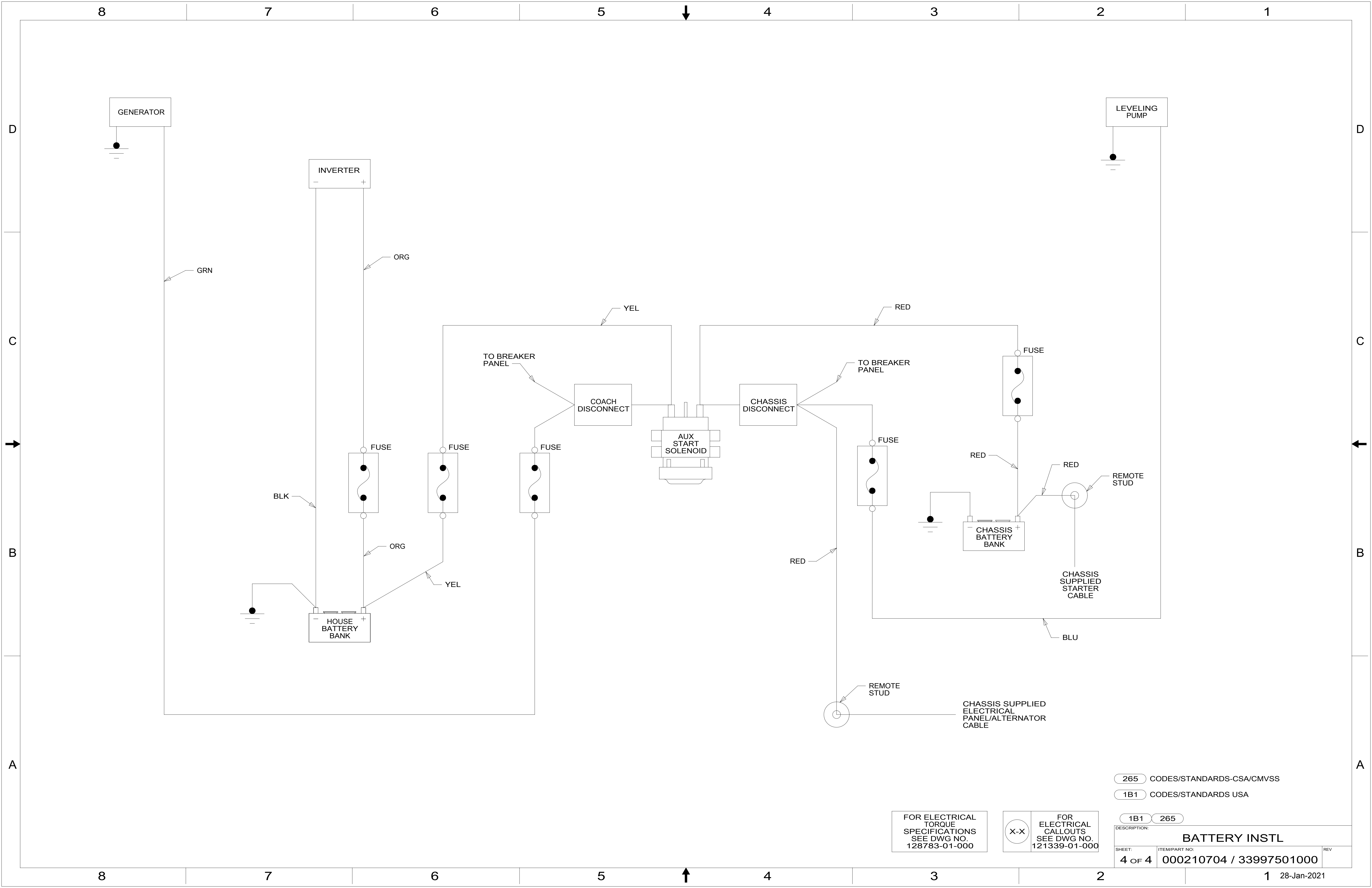
265 CODES/STANDARDS-CSA/CMVSS
1B1 CODES/STANDARDS USA

FOR ELECTRICAL
TORQUE
SPECIFICATIONS
SEE DWG NO.
128783-01-000

FOR ELECTRICAL
CALLOUTS
SEE DWG NO.
121339-01-000

DESCRIPTION:		1B1 265	
BATTERY INSTL			
SHEET:	ITEM/PART NO.:	REV	
2 OF 4	000210704 / 33997501000		





265 CODES/STANDARDS-CSA/CMVSS
 1B1 CODES/STANDARDS USA

FOR ELECTRICAL TORQUE SPECIFICATIONS SEE DWG NO. 128783-01-000

FOR ELECTRICAL CALLOUTS SEE DWG NO. 121339-01-000

DESCRIPTION:	
BATTERY INSTL	
SHEET: 4 OF 4	ITEM/PART NO: 000210704 / 33997501000
REV	1 28-Jan-2021