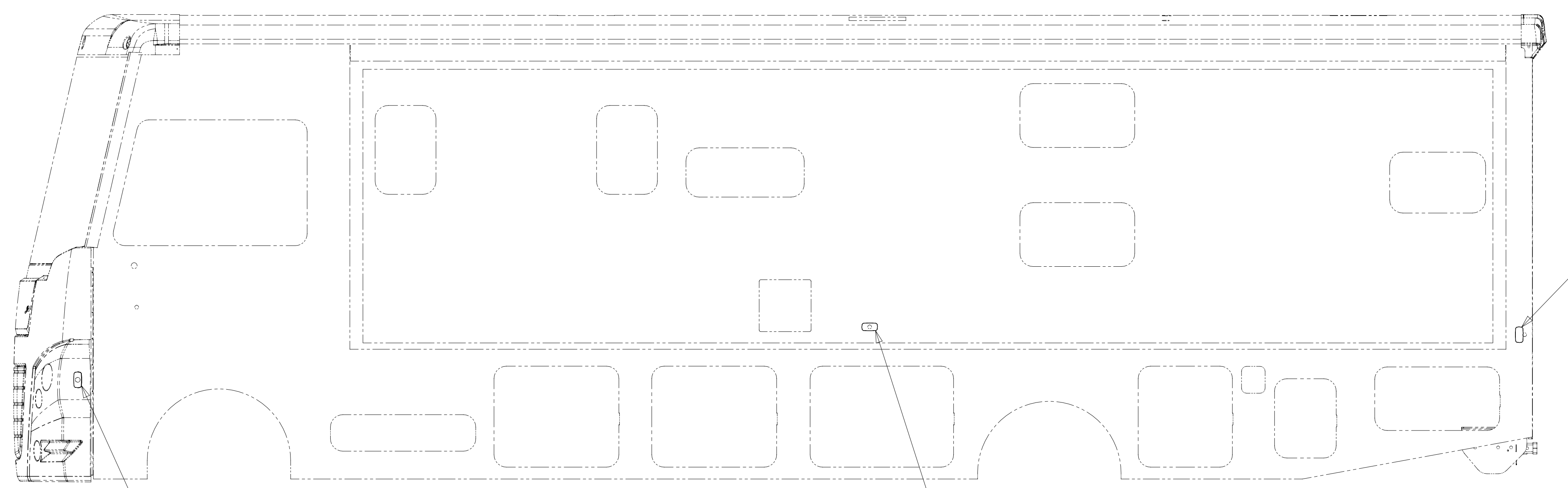
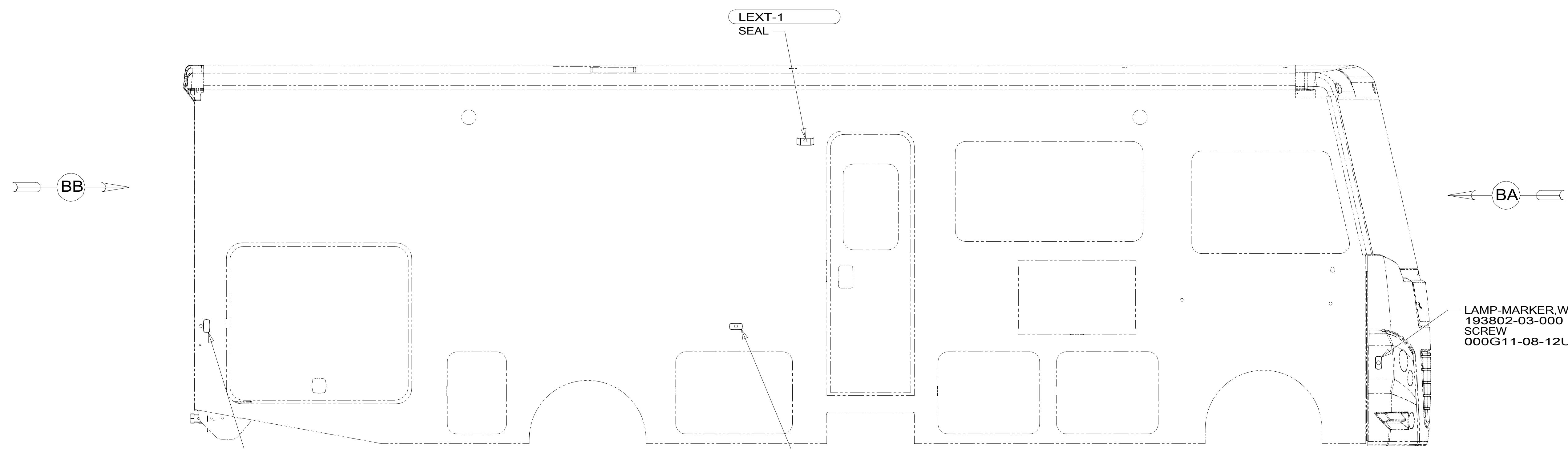



8 7 6 5 4 3 2 1

D C B A



- 265 CODES/STANDARDS-CSA/CMVSS
- 1B1 CODES/STANDARDS-USA
- 1B1 265



DSNR:	ALL DIMENSIONS ARE IN MILLIMETERS	
DfTR:		
UNSPECIFIED TOLERANCES:	MATERIAL:	
WHOLE DIM (X) :	3	
ONE-PLACE (X.X) :	1.5	
TWO-PLACE (X.XX) :	0.50	
ANGLE :	1°	
REFER TO ES0018 FOR FASTENER TIGHTENING GUIDELINES	WEIGHT: (LBS)	FIRST USED:
		21 E31B

FOR ELECTRICAL TORQUE SPECIFICATIONS SEE DWG NO. 128783-01-000

FOR ELECTRICAL CALLOUTS SEE DWG NO. 121339-01-000

WIRING INSTL-EXTERIOR LAMPS

SHEET:	ITEM/PART NO.:	REF:
1 OF 2	000203364 / 33793801000	1 13-Aug-2021

D

D

C

C

B

B

A

A

LAMP ASM-CLEARANCE 187864-01-000 (5)
 WIRE ASM-CLEARANCE LAMPS, FRONT 000181173 / 333739-01-000

2-PIN HOUSING CONNECTS BACKWALL TO CLEARANCE LAMPS
 WIRE ASM-CLEARANCE LAMPS, BACK 000181174 / 333740-01-000

LAMP ASM-CLEARANCE, RED 138996-02-000 (5)
 BRACKET-LAMP, CLEARANCE 138996-03-000 (5)
 SCREW G39-08-16U (10)

HEADLAMP ASM-LOW 90MM 146527-01-000
 NUT 000D27-08-00U (4)
 WASHER 000E13-08-00U (4)
 (CIRCUITS; BBX, DDM)

2 PIN HOUSING TO WIRE ASM-IP, MAIN
 CHASSIS HOUSING TO CHASSIS HEADLAMP CONNECTOR
 WIRE ASM-HEADLAMP (FORD CHASSIS SUPPLIED) LU94-14290-A
 DETAIL BE

LAMP ASM-STOP/TURN/ TAIL/BACK-UP, LED 000200304 / 336941-01-000 (2)
 SCREW 000G11-07-12U (12)

LAMP ASM-BRAKE 136916-01-000
 SCREW 000G11-08-20T (2)
 CONNECTOR 058028-01-000 (2)
 BLK/WHT TO YEL
 BLK TO WHT

HEADLAMP ASM-HIGH 90MM 146527-02-000
 NUT 000D27-08-00U (4)
 WASHER 000E13-08-00U (4)
 (CIRCUITS; NB, DDM)

HEADLAMP ASM-LOW 90MM 146527-01-000
 NUT 000D27-08-00U (4)
 WASHER 000E13-08-00U (4)
 (CIRCUITS; BBW, DDL)

BRACKET-LICENSE 066432-03-000
 SCREW 000G67-10-129 (2)
 LIGHT-LICENSE 066432-02-000
 SCREW 000G39-08-12T (EXT) (2)
 CONNECTOR 058028-01-000 (2)

94 (2)

553 (2)

WIRE ASM-HEADLAMP 000203381 / 337942-01-000

VIEW BA

HEADLAMP ASM-LOW 90MM 146527-02-000
 NUT 000D27-08-00U (4)
 WASHER 000E13-08-00U (4)
 (CIRCUITS; NB, DDL)

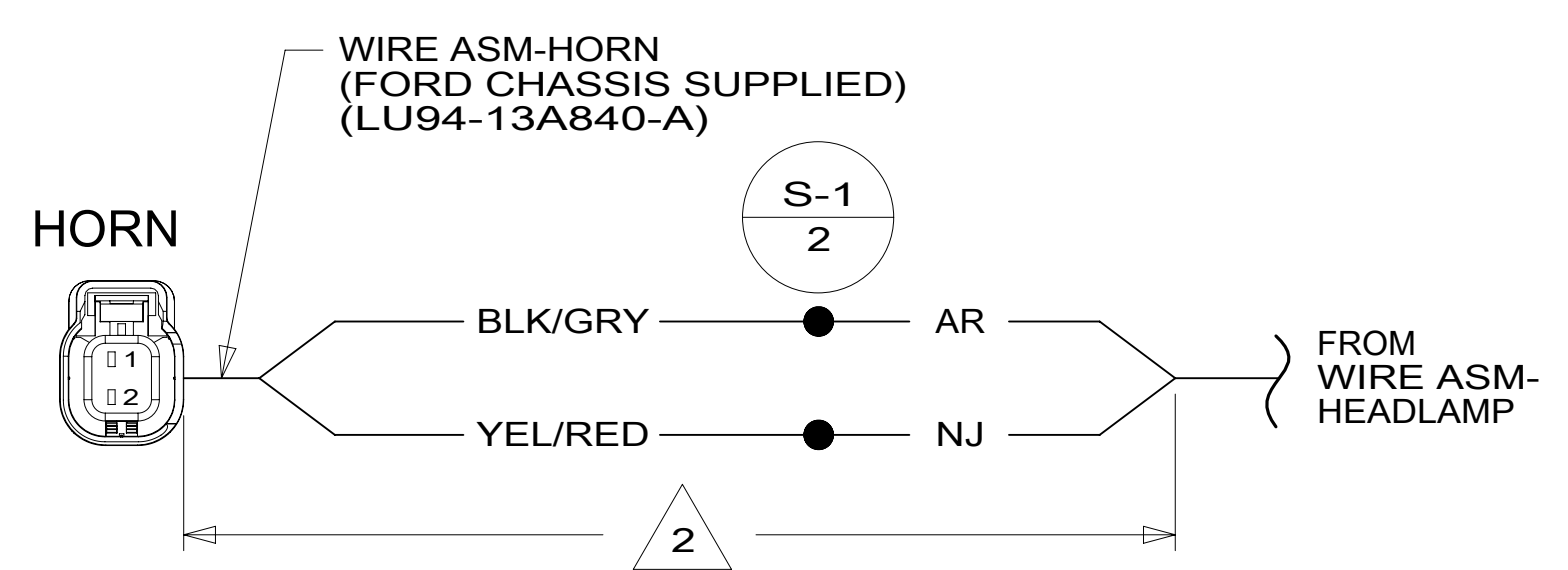
WIRE ASM-HORN (FORD SUPPLIED) LU94-13A840-A
 DETAIL BF

6-PIN HOUSING TO WIRE ASM-CHASSIS

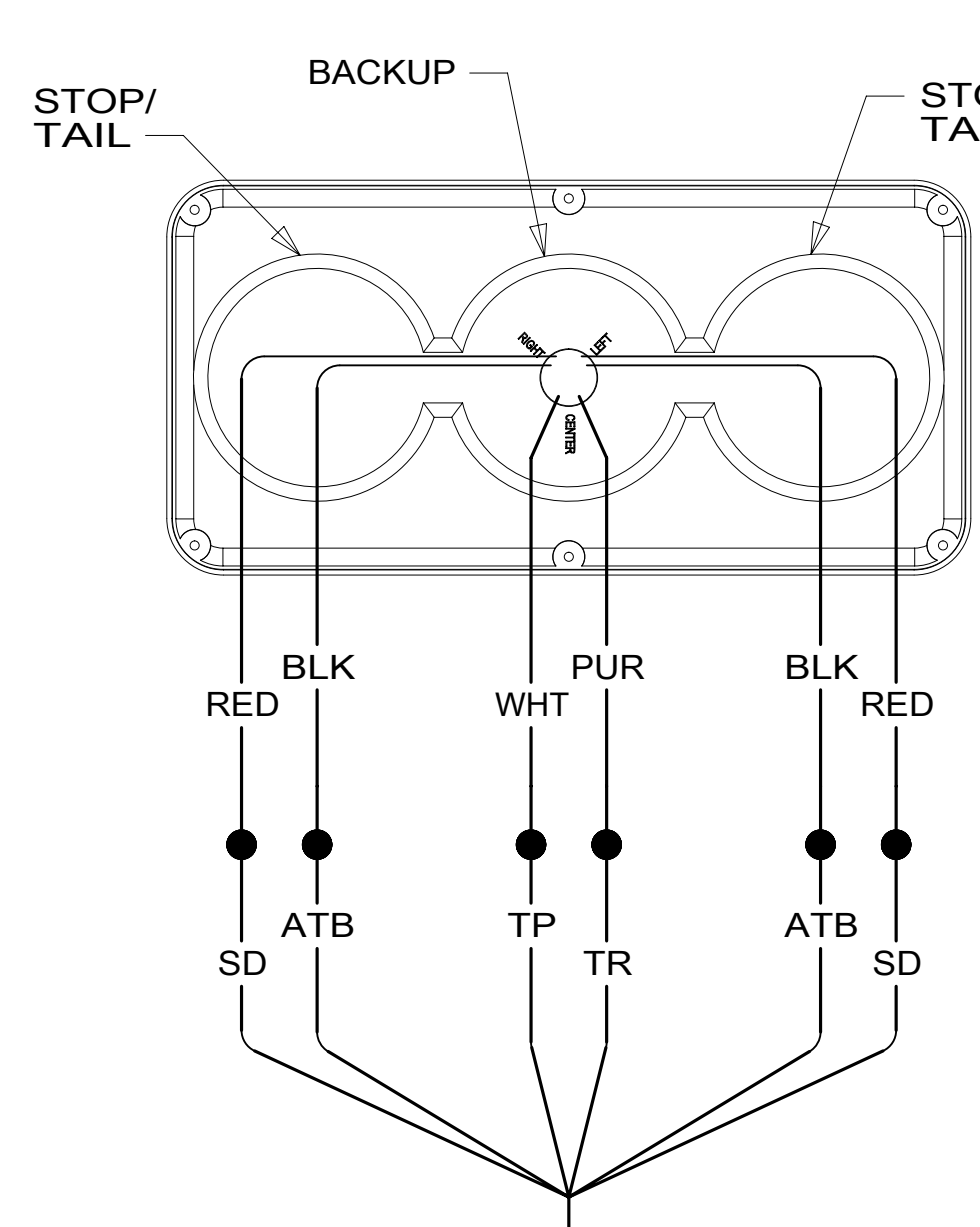
CONNECTOR-TRAILER 157593-01-000
 SCREW 101618-01-000 (4)

WIRE ASM-CHASSIS TO TRAILER CONNECTOR

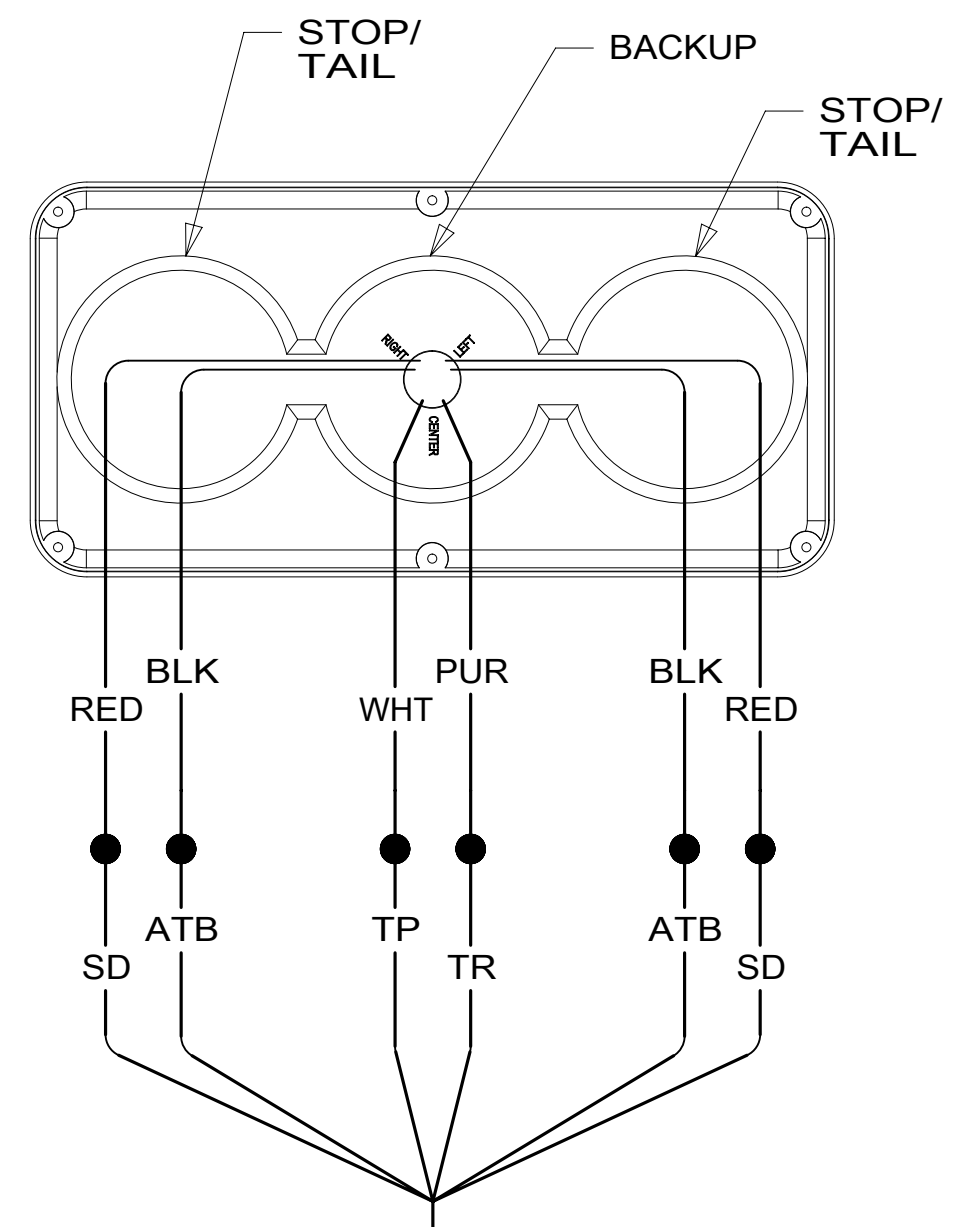
VIEW BB



DETAIL BF

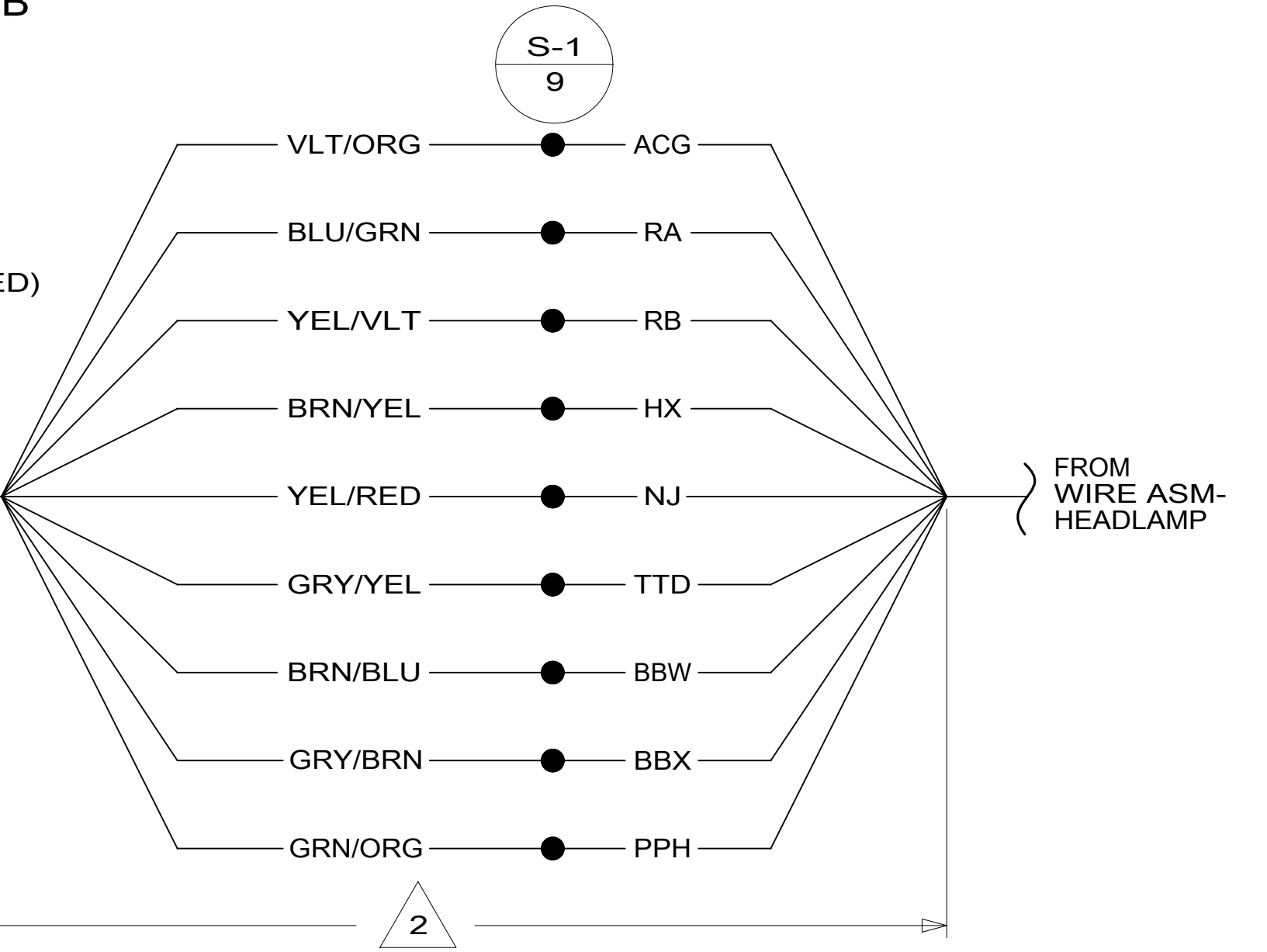
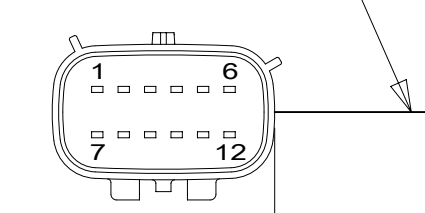


TO WIRE ASM-BACKWALL
 DETAIL BC



TO WIRE ASM-BACKWALL
 DETAIL BD

WIRE ASM-HEADLAMP (FORD CHASSIS SUPPLIED) (LU94-14290-A)



DETAIL BE

2 COVER WITH MINIMUM POSSIBLE DIAMETER CONDUIT 41953-01,-02,-03,-06,-07,-08,-15-000 AS REQUIRED. SECURE BOTH ENDS WITH TAPE 8363-01-000 TO WIRE ASM.

1. GATHER ALL EXCESS WIRE AFTER MAKING ALL CONNECTIONS AND BUNDLE AND SECURE WITH TIE-WIRE 008343-01-000 OR 093147-01-000.

NOTES:

FOR ELECTRICAL TORQUE SPECIFICATIONS SEE DWG NO. 128783-01-000

FOR ELECTRICAL CALLOUTS SEE DWG NO. 121339-01-000

265 CODES/STANDARDS-CSA/CMVSS
 1B1 CODES/STANDARDS USA

DESCRIPTION: WIRING INSTL-EXTERIOR LAMPS	
SHEET: 2 OF 2	ITEM/PART NO: 000203364 / 33793801000
REV 13-Aug-2021	