

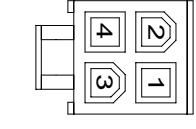
PIN-1 (FAULT NEG)
FRONT LEFT - ABY
FRONT RIGHT - ACA
REAR LEFT - ABW
REAR RIGHT - ACC

PIN-2 (FAULT POS)
FRONT LEFT - ABZ
FRONT RIGHT - ACB
REAR LEFT - ABX
REAR RIGHT - ACD

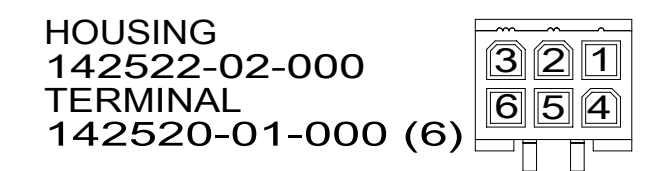
PIN-3 (EXTEND)
FRONT LEFT - DR
FRONT RIGHT - HHE
REAR LEFT - BBM
REAR RIGHT - HHG

PIN-4 (RETRACT)
FRONT LEFT - DU
FRONT RIGHT - HHF
REAR LEFT - BBN
REAR RIGHT - HHH

HOUSING
142522-01-000
TERMINAL
142520-01-000 (4)

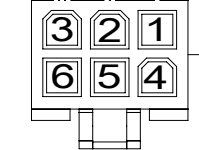


1-PARK BRAKE
2-
HOUSING
142522-07-000
TERMINAL
142520-01-000



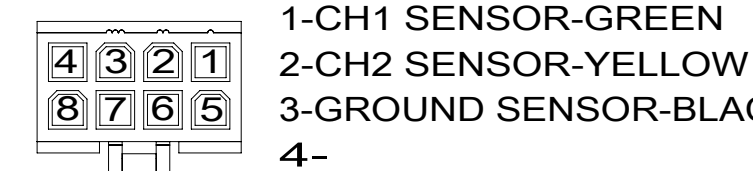
1-CH1 SENSOR-GREEN
2-CH2 SENSOR-YELLOW
3-GROUND SENSOR-BLACK
4-POWER SENSOR-RED
5-MOTOR LEAD 2-RED
6-MOTOR 1-BLACK

HOUSING
142522-02-000
TERMINAL
142520-01-000 (6)



1-CH1 SENSOR-GREEN
2-CH2 SENSOR-YELLOW
3-GROUND SENSOR-BLACK
4-POWER SENSOR-RED
5-MOTOR LEAD 2-RED
6-MOTOR 1-BLACK

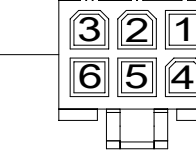
WIRE ASM-MOTOR,SLIDEOUT
190047-01 (UNDER 9100MM)
190047-02 (OVER 9100MM)



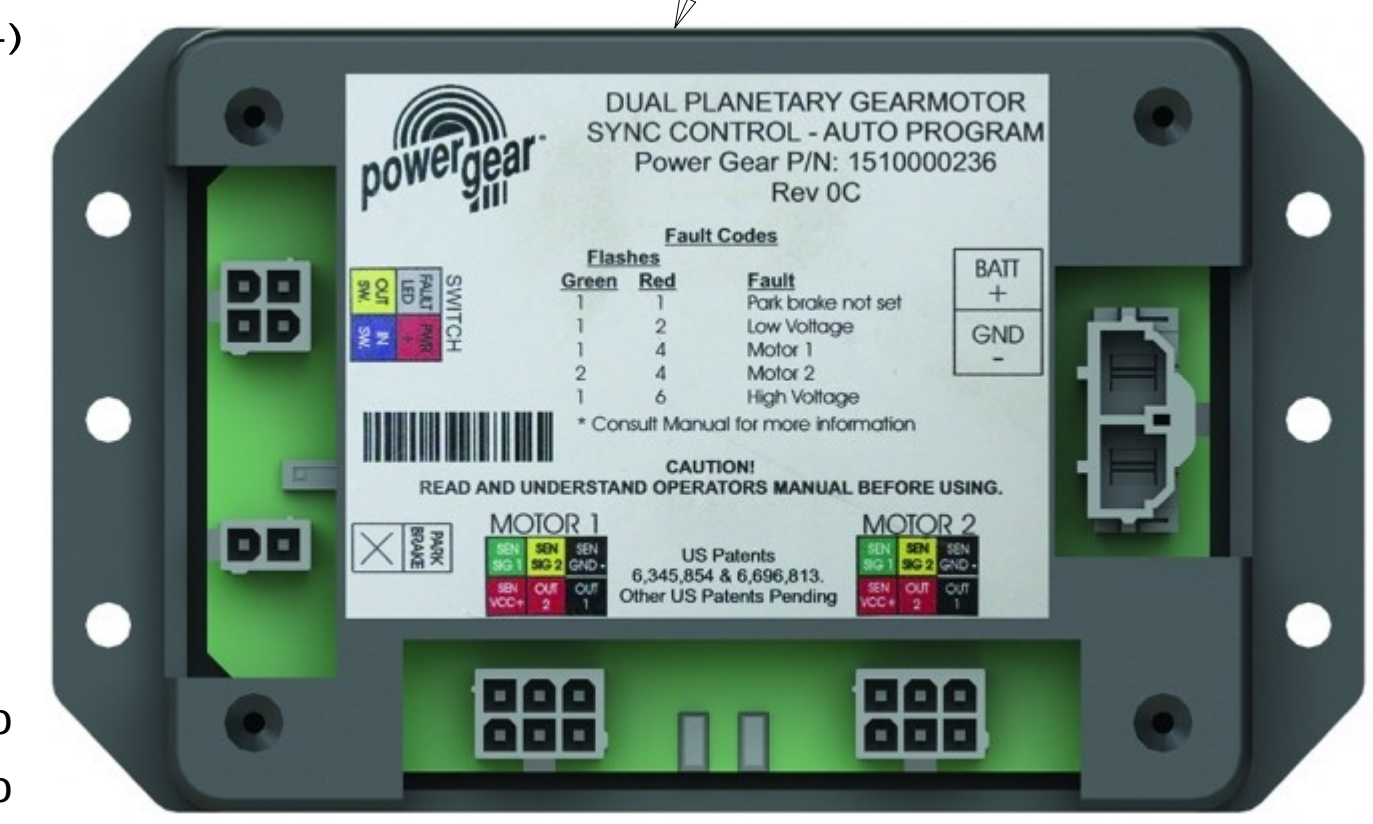
1-CH1 SENSOR-GREEN
2-CH2 SENSOR-YELLOW
3-GROUND SENSOR-BLACK
4-
HOUSING
142522-03-000
TERMINAL
142520-01-000 (6)

WIRE ASM-MOTOR,SLIDEOUT
190047-03 (UNDER 9100MM)
190047-04 (OVER 9100MM)

HOUSING
142522-02-000
TERMINAL
142520-01-000 (6)



1-CH1 SENSOR-GREEN
2-CH2 SENSOR-YELLOW
3-GROUND SENSOR-BLACK
4-POWER SENSOR-RED
5-MOTOR LEAD 2-RED
6-MOTOR 1-BLACK



PIN - 1 (GROUND)
FRONT LEFT - LLL
FRONT RIGHT - PPA
REAR LEFT - LLR
REAR RIGHT - XXW

PIN 2 (+12V)
FRONT LEFT - LLK
FRONT RIGHT - NNZ
REAR LEFT - LLP
REAR RIGHT - XXV

1-GROUND
2-BATTERY +12V (30 AMP)

HOUSING
168954-01-000
TERMINAL
168955-01-000 (2)

(EXTEND)
FRONT LEFT - DR
FRONT RIGHT - HHE
REAR LEFT - BBM
REAR RIGHT - HHG

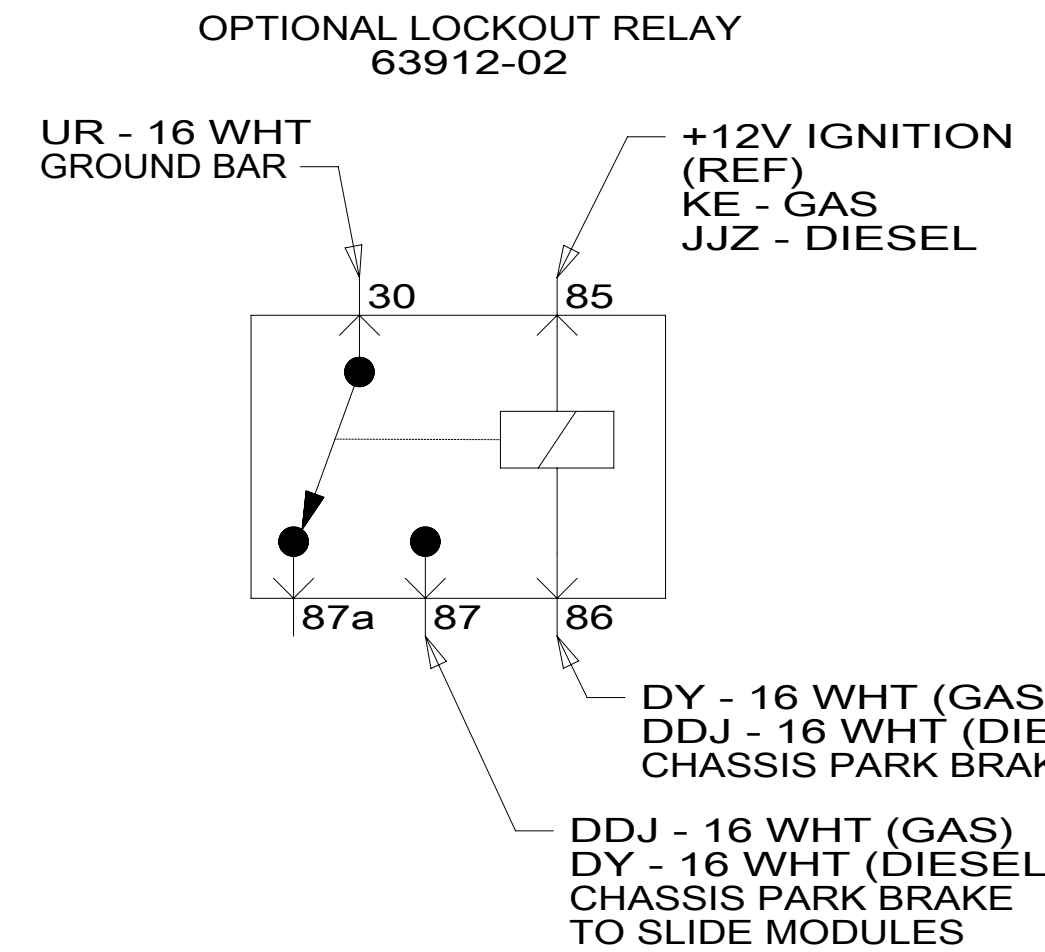
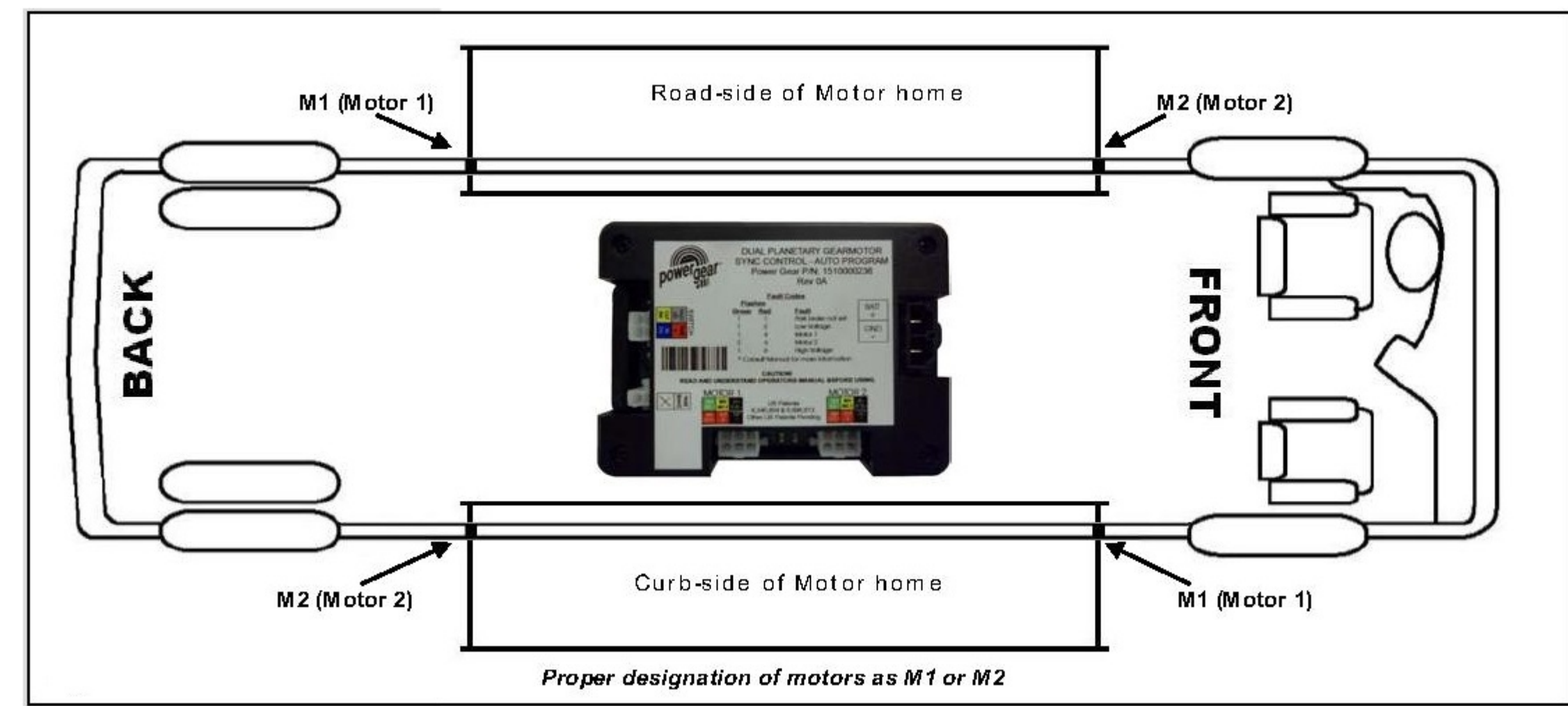
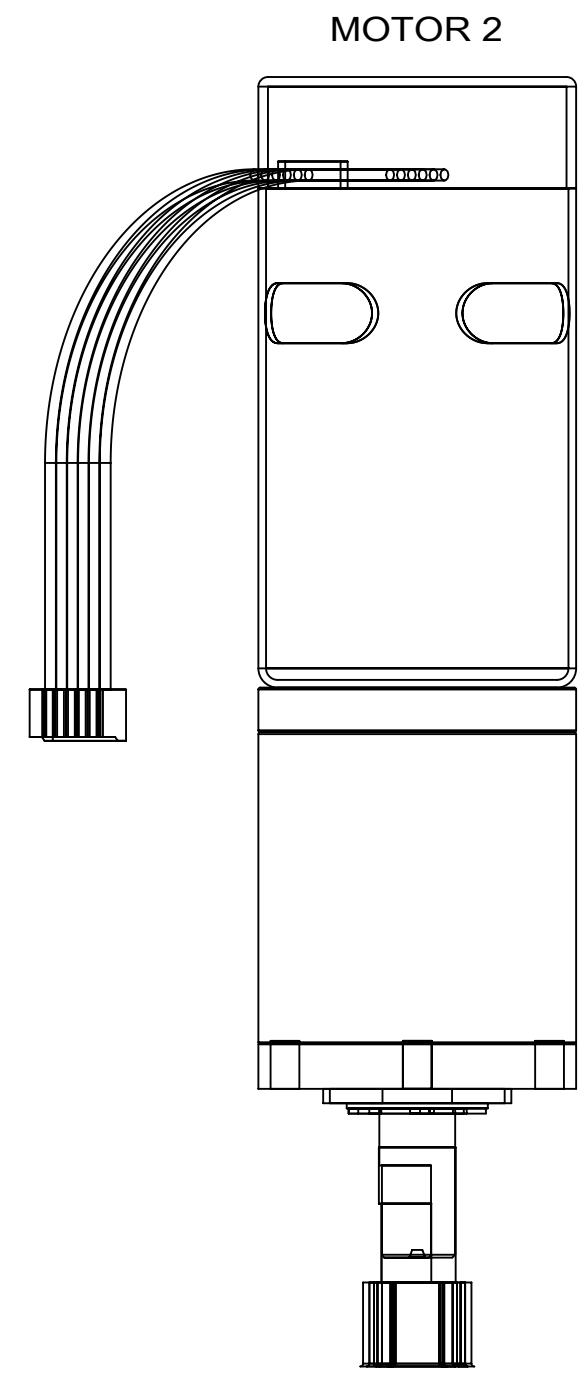

(RETRACT)
FRONT LEFT - DU
FRONT RIGHT - HHF
REAR LEFT - BBN
REAR RIGHT - HHH

(FAULT POS)
FRONT LEFT - ABZ
FRONT RIGHT - ACB
REAR LEFT - ABX
REAR RIGHT - ACD

(FAULT NEG)
FRONT LEFT - ABY
FRONT RIGHT - ACA
REAR LEFT - ABW
REAR RIGHT - ACC

+12V IGNITION
(REF)
KE - GAS
JJZ - DIESEL

SWITCH
108357-18-000
ACTUATOR
108356-31-CHT
CONNECTOR
(H-8)
TERMINAL
(TR-51)



FRONT LEFT - DR/DU
FRONT RIGHT - HHE/HHF
REAR LEFT - BBM/BBN
REAR RIGHT - HHG/HHH

FRONT LEFT - 1
FRONT RIGHT - 3
REAR LEFT - 2
REAR RIGHT - 4

POWERGEAR IN-WALL SLIDEOUT SYSTEM



DSNR:		ALL DIMENSIONS ARE IN MILLIMETERS	
DIFFR:		MATERIAL:	
UNSPECIFIED TOLERANCES:	WHOLE DIM (X) :		
	ONE-PLACE (X.X) :		
	TWO-PLACE (X.XX) :		
	ANGLE :		
REFER TO ES0018 FOR FASTENER TIGHTENING GUIDELINES		WEIGHT: (LBS)	FIRST USED:
SYSTEM DIAGRAM-SLIDEROOMS			
SHEET: 1 OF 1	ITEM/PART NO: 000173858 / 33220801000	REV:	