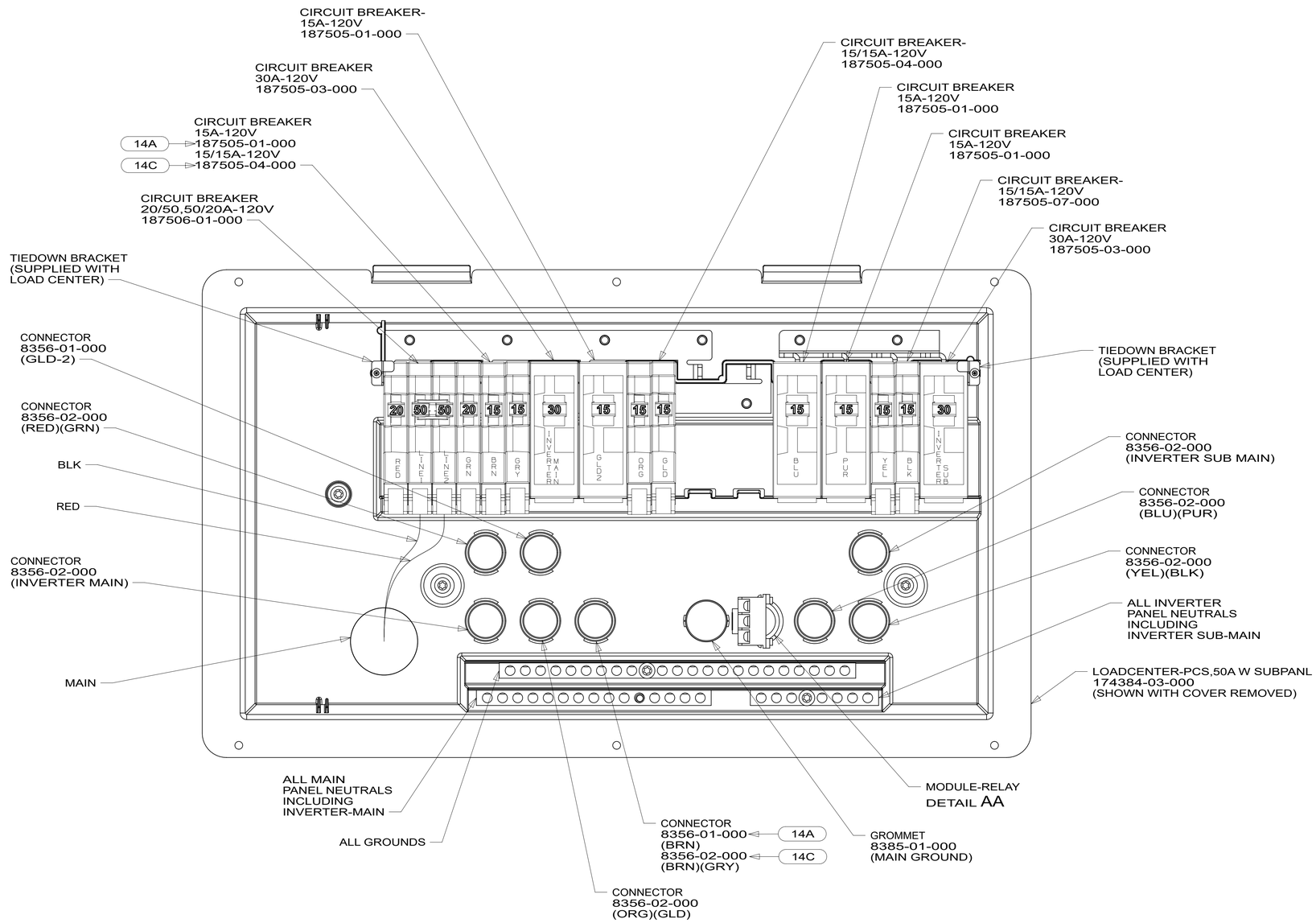

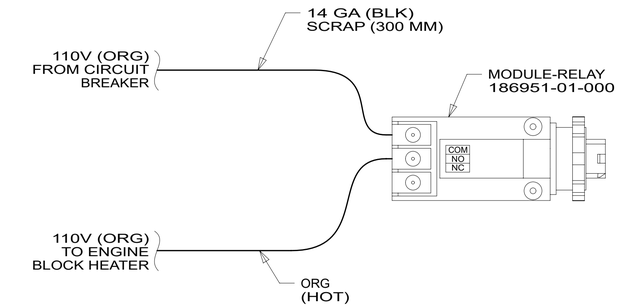

DETAIL AA

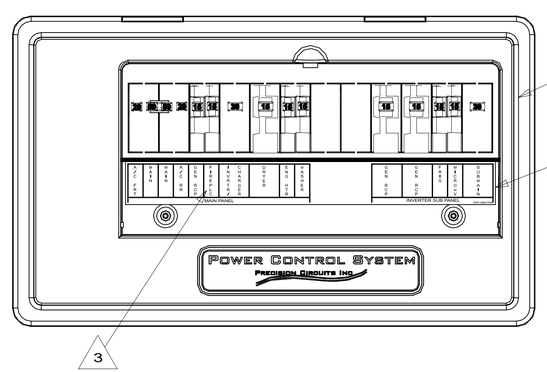

14A FIREPLACE-ELECTRIC WITHOUT

14C FIREPLACE-ELECTRIC

265 CODES/STANDARDS-CSA/CMVSS

1B1 CODES/STANDARDS USA

1B1 265

3 BLACKEN OUT FIREPLACE WITH OPTION 14A

2. REMOVE 400MM FROM OUTER JACKET ON ALL WIRES ENTERING LOAD CENTER AND TRIM INDIVIDUAL CONDUCTORS AS REQUIRED TO MAKE INTERNAL CONNECTIONS

1. ALL GROUND WIRES TO BE COVERED WITH TUBING 8041-02-000.

NOTES:

FOR ELECTRICAL TORQUE SPECIFICATIONS SEE DWG NO. 128783-01-000

X-X FOR ELECTRICAL CALLOUTS SEE DWG 000228177 344479-01-000

WINNEBAGO IND

COPYRIGHT 2023 WINNEBAGO INDUSTRIES, INC.

DSNR:

DFTR:

ALL DIMENSIONS ARE IN MILLIMETERS

UNSPECIFIED TOLERANCES:		
WHOLE DIM (X)	±	3
ONE-PLACE (X.X)	±	1.5
TWO-PLACE (X.XX)	±	0.50
ANGLE	±	1°

MATERIAL:

REFER TO ES0018 FOR FASTENER TIGHTENING GUIDELINES

WEIGHT: (LBS)

FIRST USED: 19 L38F

DESCRIPTION: LOAD CENTER ASM

SHEET: 1 OF 1

ITEM/PART NO: 000168474 / 33038301000

REV

REF:

1 12-Apr-2023