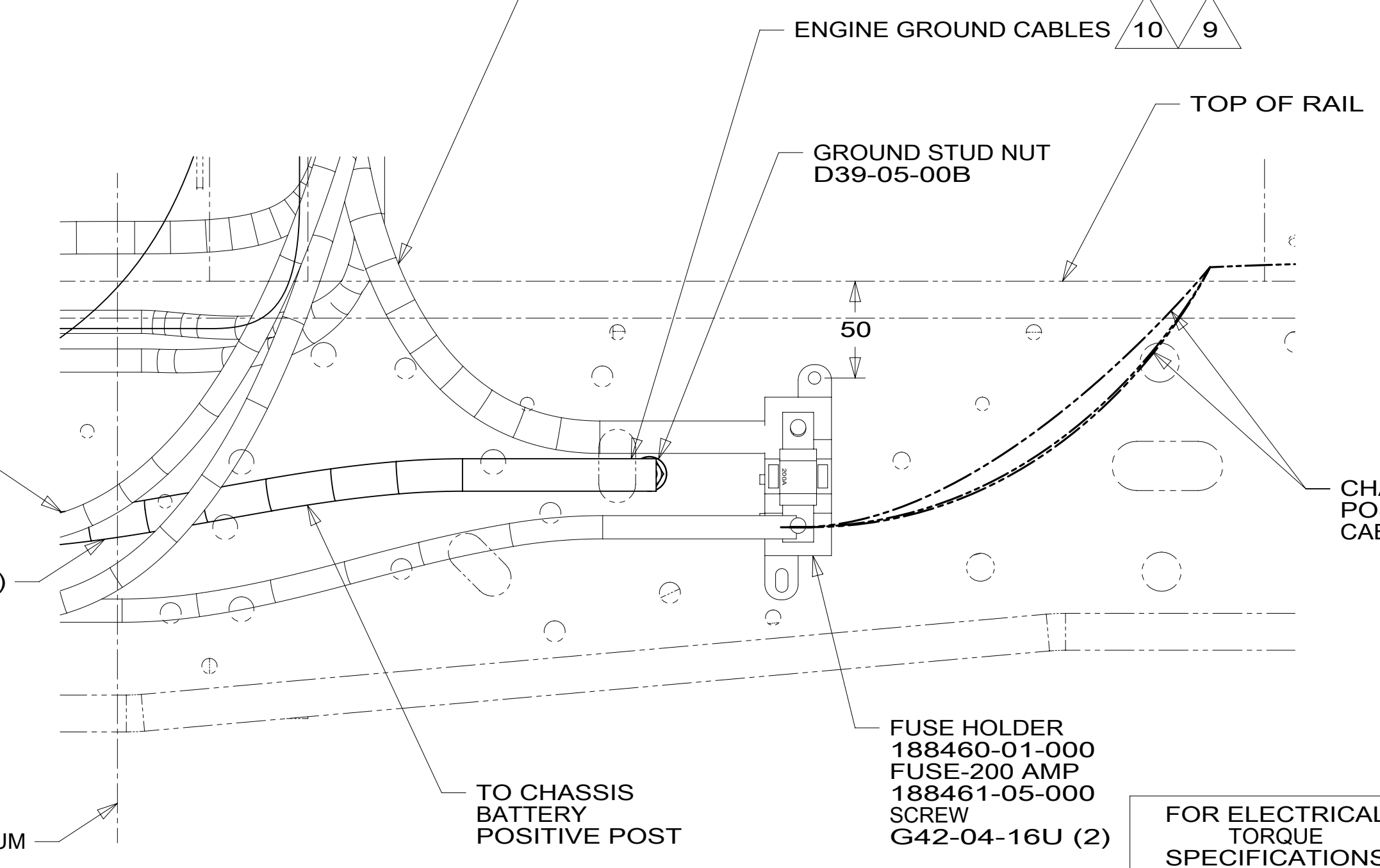


- 10 SUPPLIED WITH CHASSIS.
- 9 CUT CHASSIS SUPPLIED BATTERY CABLE 700MM FROM BATTERY TERMINAL AND ADD TERMINAL 8348-01-000 TO CUT END.
- 8 COVER SHARP EDGES WHERE WIRE CROSSES FRAME RAILS.
- 7 CUT CHASSIS SUPPLIED POSITIVE BATTERY CABLE 150MM FROM BATTERY TERMINAL END. DISCARD TERMINAL END AND ADD TERMINAL 113738-01-000 TO CUT END. COIL EXCESS ALONG FRAME RAIL JUST BEHIND RADIATOR AND TIE UP WITH TIE-WIRE 8343-04-000.
- 6 SEE WIRING INSTL-FRONT END FOR ADDITIONAL INFORMATION.
- 5 CLAMP 83610-01-000, SCREW G11-10-16B.
- 4. WIRE TIE 8343-04-000. FASTEN EVERY 600MM MINIMUM.
- 3. ALL DIMENSIONS ARE FROM DATUM UNLESS OTHERWISE SPECIFIED.
- 2. SECURE CONDUIT 41953, TAB AS REQUIRED, OVER ALL WIRES IN CONTACT WITH SHARP EDGES.
- 1 SEE BATTERY INSTL FOR ADDITIONAL INFORMATION.

- 401 INVERTER-DC/AC, 1000 WATT
- 073 COOLING UPGRADE PACKAGE
- 12D ELECTRICAL SYSTEM 30 AMP
- 265 CODES/STANDARDS-CSA/CMVSS
- 1B1 CODES/STANDARDS USA

WINNEBAGO
COPYRIGHT 2016 WINNEBAGO INDUSTRIES, INC.

DSNR:	ALL DIMENSIONS ARE IN MILLIMETERS
DFFR:	MATERIAL:
UNSPECIFIED TOLERANCES:	WEIGHT: (LBS)
WHOLE DIM (X) : 3	FIRST USED:
ONE-PLACE (X.X) : 1.5	19 E32YE
TWO-PLACE (X.XX) : 0.50	
ANGLE : 1°	
REFER TO ES0018 FOR FASTENER TIGHTENING GUIDELINES	
WIRING INSTL-CHASSIS	
SHEET: 1 OF 2	ITEM/PART NO: 000167490 / 33010601000
REF:	REV: 1



VIEW AA

FOR ELECTRICAL TORQUE SPECIFICATIONS SEE DWG NO. 128783-01-000

FOR ELECTRICAL CALLOUTS SEE DWG NO. 121339-01-000

NOTES:

A

D

C

B

8

7

5

4

3

2

1

8

7

6

5

4

3

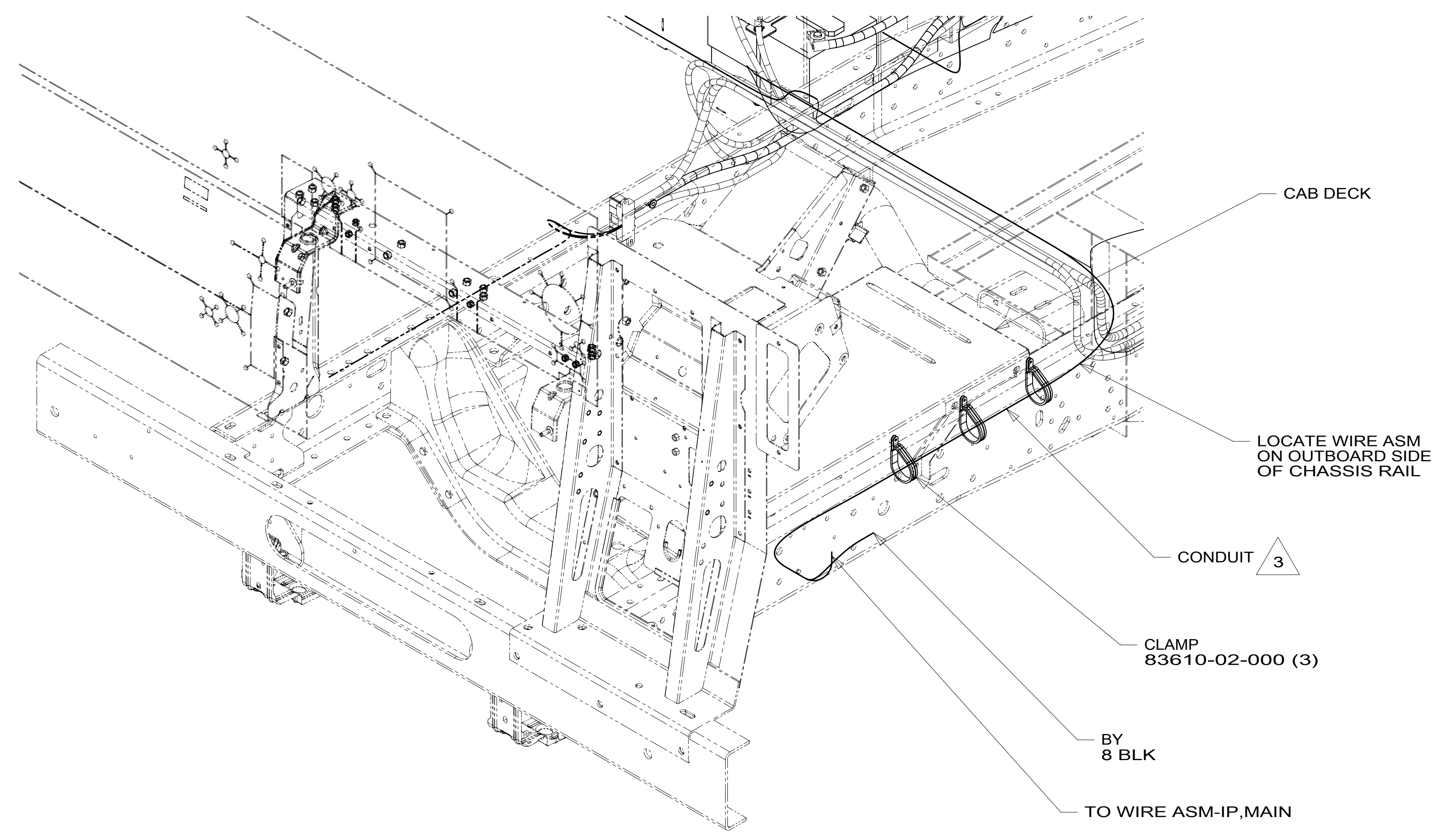
2

1

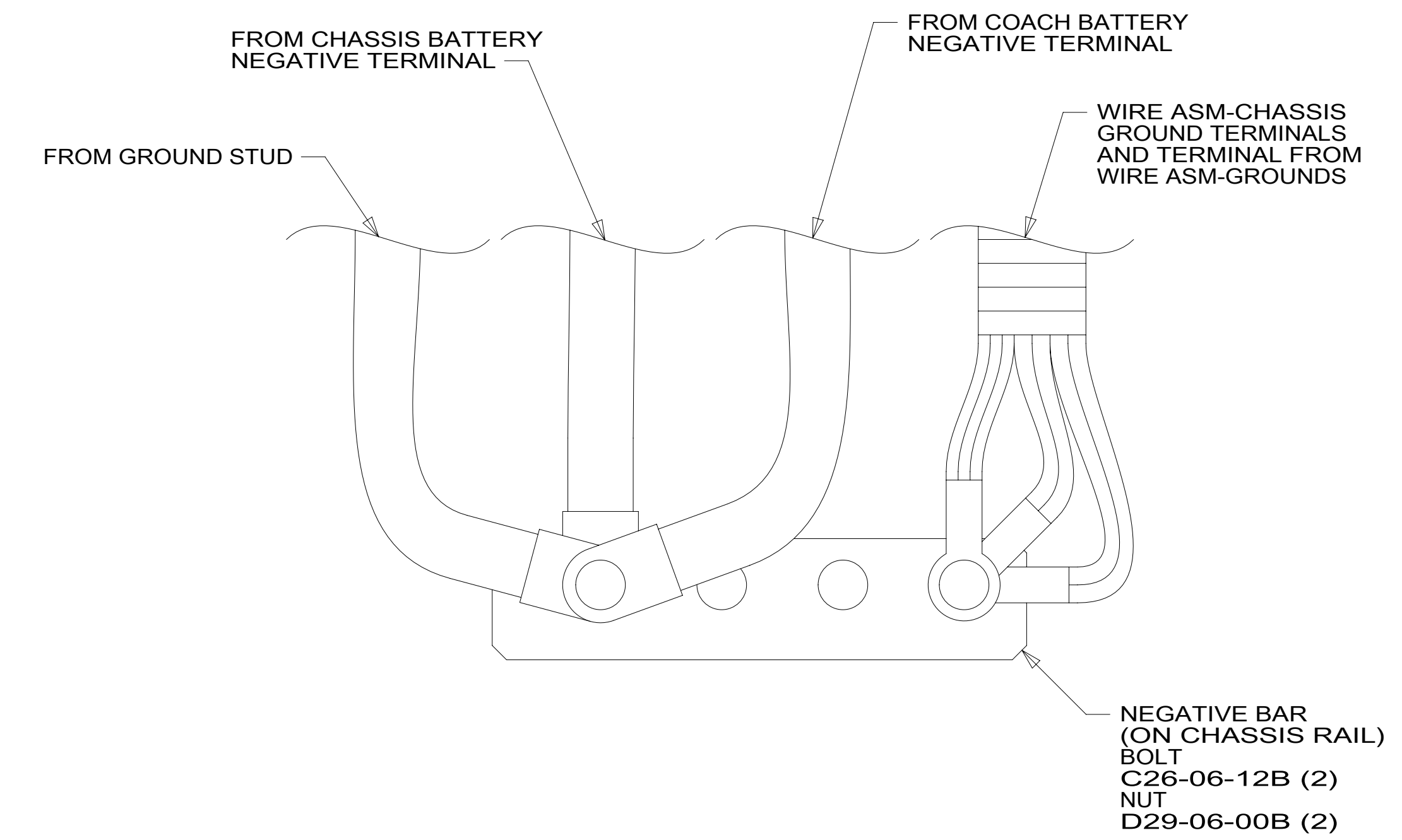
20-Jun-2019

8 7 6 5 4 3 2 1

D
C
B
A



VIEW BA



DETAIL BB

3 COVER WITH CONDUIT 41953-10-000 AND 41953-11-000 AS REQUIRED.

2. CONNECT CABLES TO COACH SIDE OF BATTERY DISCONNECT WHEN BATTERY DISCONNECT IS USED.

1. CUT OFF EXCESS END OF WIRE TIE.

NOTES:

265 CODES/STANDARDS-CSA/CMVSS
1B1 CODES/STANDARDS USA

FOR ELECTRICAL TORQUE SPECIFICATIONS SEE DWG NO. 128783-01-000

FOR ELECTRICAL CALLOUTS SEE DWG NO. 121339-01-000

DESCRIPTION:		1B1 265
WIRING INSTL-CHASSIS		
SHEET:	ITEM/PART NO.:	REV
2 OF 2	000167490 / 33010601000	

8 7 6 5 4 3 2 1 20-Jun-2019