
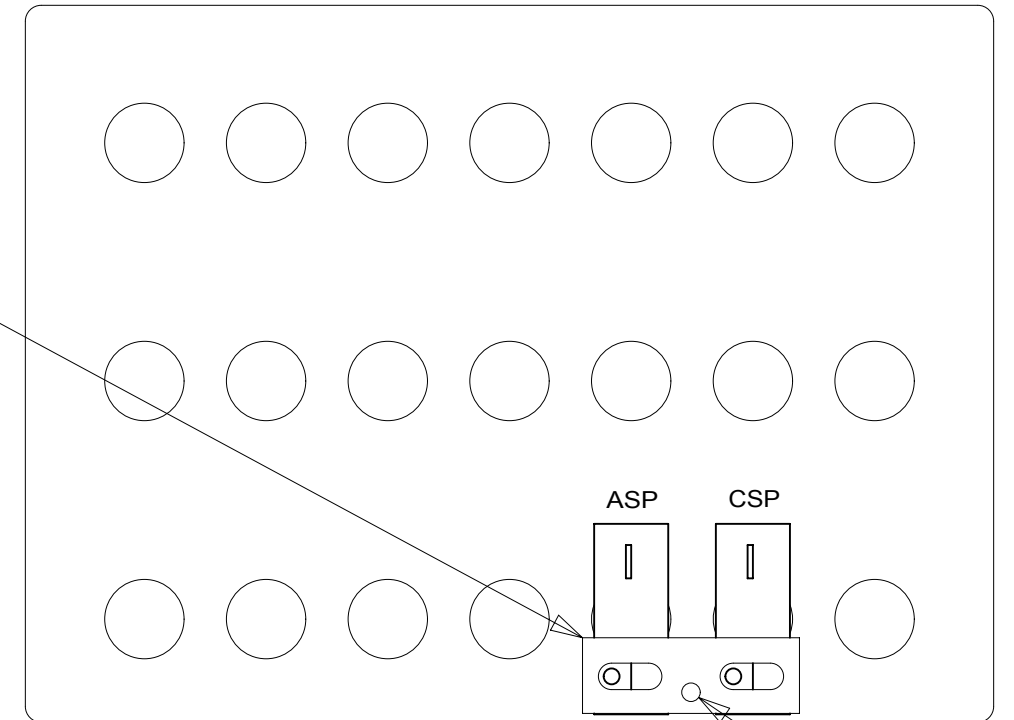


CONTROLLER-BLUE TOOTH, RGB
 000037768 / 318662-01-000
 SCREW
 000G67-08-12U (4)
 AMPLIFIER-SIGNAL, RGB LED
 000037767 / 318661-01-000
 SCREW
 000G67-08-12U (4)
 RELAY-CANISTER, SPDT W/RESIST
 063912-02-000 (2)
 SCREW
 000G67-08-12U



VIEW AB



VIEW AC

CIRCUIT BREAKER-10 AMP
 093654-05-000 (2)

BUSS BAR CIRCUIT BREAKER
 141744-01-000

WIRE ASM-GROUND EFFECT LIGHTING
 000167125 / 330025-01-000

AA

AB

BA

CA

BB

- NOTES:
- 4 CLIPS TO BE EQUALLY SPACED ALONG LED STRIP. CENTER CLIPS BETWEEN INDIVIDUAL LEDS.
 - 3 PLUG AMP INPUT INTO ZONE 2 OUTPUT FROM CONTROLLER.
 - 2. CLAMP WIRE ASM-GROUND EFFECT LIGHTING ALONG WITH WIRE ASM-CHASSIS WHERE APPLICABLE. USE TIE-WIRE 8343-04-000 TO SECURE WIRES TO FLOOR SUPPORT FRAME AT LEAST ONCE EVERY 600MM ALL OTHER PLACES.
 - 1 REST WIRE IN FRAME RAIL WHEN APPLICABLE.

FOR ELECTRICAL TORQUE SPECIFICATIONS SEE DWG NO. 128783-01-000

FOR ELECTRICAL CALLOUTS SEE DWG NO. 121339-01-000

265 CODES/STANDARDS-CSA/CMVSS
 1B1 CODES/STANDARDS USA

1B1 265



DSNR:		ALL DIMENSIONS ARE IN MILLIMETERS	
DIFFR:		MATERIAL:	
UNSPECIFIED TOLERANCES:			
WHOLE DIM (X)	: 3		
ONE-PLACE (X.X)	: 1.5		
TWO-PLACE (X.XX)	: 0.50		
ANGLE	: 1°		
REFER TO ES0018 FOR FASTENER TIGHTENING GUIDELINES		WEIGHT: (LBS)	FIRST USED:
			19 L38W
DESCRIPTION:			
WIRING INSTL-LIGHTING,GROUND EFFECTS			
SHEET:	ITEM/PART NO.:	REV	
1 OF 3	000166444 / 32974301000		

D

D

C

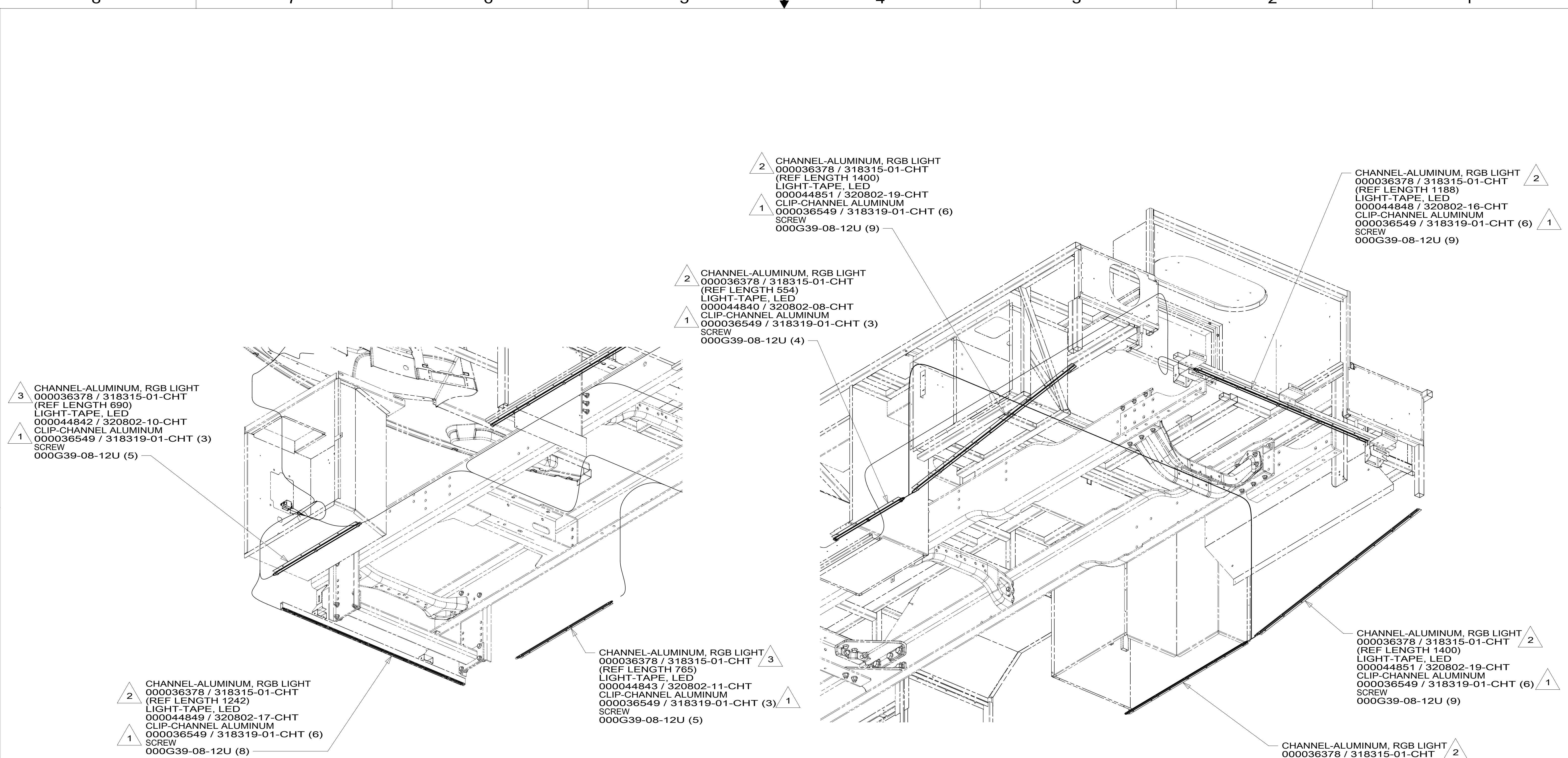
C

B

B

A

A



3 CHANNEL-ALUMINUM, RGB LIGHT
000036378 / 318315-01-CHT
(REF LENGTH 690)
LIGHT-TAPE, LED
000044842 / 320802-10-CHT
1 CLIP-CHANNEL ALUMINUM
000036549 / 318319-01-CHT (3)
SCREW
000G39-08-12U (5)

2 CHANNEL-ALUMINUM, RGB LIGHT
000036378 / 318315-01-CHT
(REF LENGTH 1400)
LIGHT-TAPE, LED
000044851 / 320802-19-CHT
1 CLIP-CHANNEL ALUMINUM
000036549 / 318319-01-CHT (6)
SCREW
000G39-08-12U (9)

2 CHANNEL-ALUMINUM, RGB LIGHT
000036378 / 318315-01-CHT
(REF LENGTH 1188)
LIGHT-TAPE, LED
000044848 / 320802-16-CHT
1 CLIP-CHANNEL ALUMINUM
000036549 / 318319-01-CHT (6)
SCREW
000G39-08-12U (9)

2 CHANNEL-ALUMINUM, RGB LIGHT
000036378 / 318315-01-CHT
(REF LENGTH 554)
LIGHT-TAPE, LED
000044840 / 320802-08-CHT
1 CLIP-CHANNEL ALUMINUM
000036549 / 318319-01-CHT (3)
SCREW
000G39-08-12U (4)

2 CHANNEL-ALUMINUM, RGB LIGHT
000036378 / 318315-01-CHT
(REF LENGTH 1242)
LIGHT-TAPE, LED
000044849 / 320802-17-CHT
1 CLIP-CHANNEL ALUMINUM
000036549 / 318319-01-CHT (6)
SCREW
000G39-08-12U (8)

3 CHANNEL-ALUMINUM, RGB LIGHT
000036378 / 318315-01-CHT
(REF LENGTH 765)
LIGHT-TAPE, LED
000044843 / 320802-11-CHT
1 CLIP-CHANNEL ALUMINUM
000036549 / 318319-01-CHT (3)
SCREW
000G39-08-12U (5)

2 CHANNEL-ALUMINUM, RGB LIGHT
000036378 / 318315-01-CHT
(REF LENGTH 1400)
LIGHT-TAPE, LED
000044851 / 320802-19-CHT
1 CLIP-CHANNEL ALUMINUM
000036549 / 318319-01-CHT (6)
SCREW
000G39-08-12U (9)

2 CHANNEL-ALUMINUM, RGB LIGHT
000036378 / 318315-01-CHT
(REF LENGTH 984)
LIGHT-TAPE, LED
000044846 / 320802-14-CHT
1 CLIP-CHANNEL ALUMINUM
000036549 / 318319-01-CHT (5)
SCREW
000G39-08-12U (7)

VIEW BA

VIEW BB

- NOTES:
- 4. CUT MOUNTING CHANNELS TO LEAVE 3-7MM GAPS AT BOTH ENDS.
 - 3. ALIGN WITH REAR FACE OF MOUNTING SURFACE.
 - 2. CENTER ALUMINUM CHANNEL(S) ON MOUNTING SURFACE.
 - 1. CLIPS TO BE EQUALLY SPACED ALONG LED STRIP. CENTER CLIPS BETWEEN INDIVIDUAL LEDS.

265 CODES/STANDARDS-CSA/CMVSS
1B1 CODES/STANDARDS USA

FOR ELECTRICAL TORQUE SPECIFICATIONS SEE DWG NO. 128783-01-000

FOR ELECTRICAL CALLOUTS SEE DWG NO. 121339-01-000

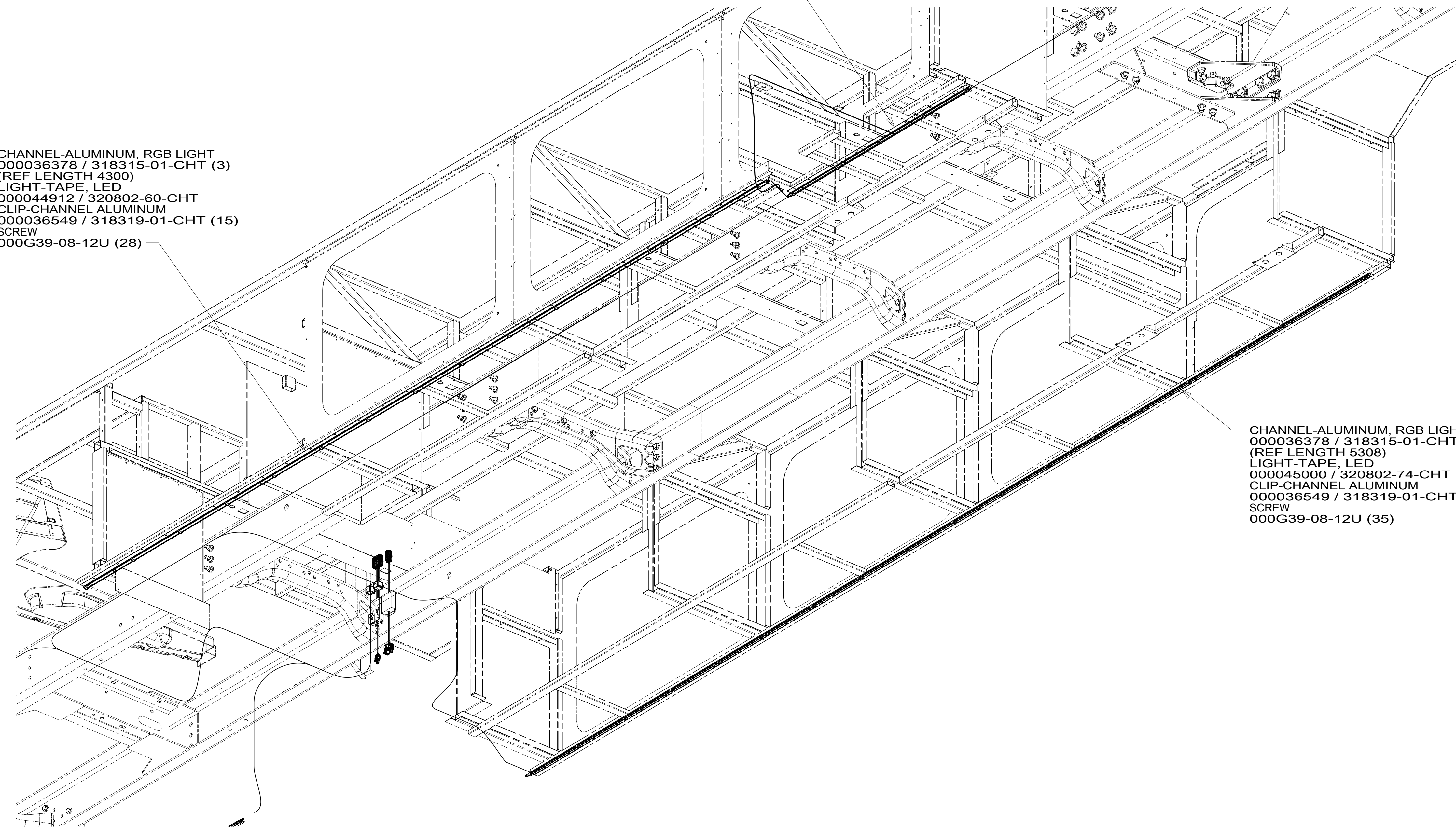
DESCRIPTION:	1B1 265	
WIRING INSTL-LIGHTING,GROUND EFFECTS		
SHEET:	ITEM/PART NO.:	REV:
2 OF 3	000166444 / 32974301000	

8 7 6 5 4 3 2 1

2 CHANNEL-ALUMINUM, RGB LIGHT
000036378 / 318315-01-CHT (3)
(REF LENGTH 1126)
LIGHT-TAPE, LED
000044848 / 320802-16-CHT
1 CLIP-CHANNEL ALUMINUM
000036549 / 318319-01-CHT (5)
SCREW
000G39-08-12U (5)

2 CHANNEL-ALUMINUM, RGB LIGHT
000036378 / 318315-01-CHT (3)
(REF LENGTH 4300)
LIGHT-TAPE, LED
000044912 / 320802-60-CHT
1 CLIP-CHANNEL ALUMINUM
000036549 / 318319-01-CHT (15)
SCREW
000G39-08-12U (28)

CHANNEL-ALUMINUM, RGB LIGHT
000036378 / 318315-01-CHT (3)
(REF LENGTH 5308)
LIGHT-TAPE, LED
000045000 / 320802-74-CHT
1 CLIP-CHANNEL ALUMINUM
000036549 / 318319-01-CHT (19)
SCREW
000G39-08-12U (35)



VIEW CA

- NOTES:
- 3. CUT MOUNTING CHANNELS TO LEAVE 3-7MM GAPS AT ENDS.
 - 2 CENTER ALUMINUM CHANNELS ON MOUNTING SURFACE.
 - 1 CLIPS TO BE EQUALLY SPACED ALONG LED STRIP. CENTER CLIPS BETWEEN INDIVIDUAL LEDS.

265 CODES/STANDARDS-CSA/CMVSS
1B1 CODES/STANDARDS USA

FOR ELECTRICAL TORQUE SPECIFICATIONS SEE DWG NO. 128783-01-000

FOR ELECTRICAL CALLOUTS SEE DWG NO. 121339-01-000

DESCRIPTION:	1B1 265	
WIRING INSTL-LIGHTING,GROUND EFFECTS		
SHEET:	ITEM/PART NO.:	REV
3 OF 3	000166444 / 32974301000	

8 7 6 5 4 3 2 1 05-Aug-2019