

8 7 6 5 4 3 2 1

D

D

C

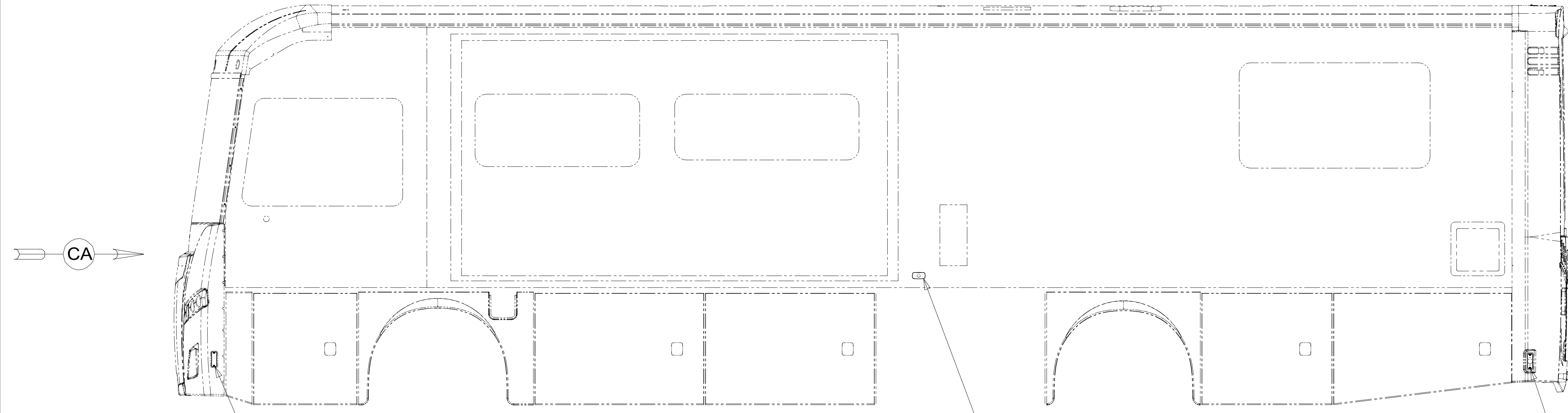
C

B

B

A

A



LAMP ASM-SIDEMARKER,AMBER
171195-02-000
SCREW
G11-08-12U (2)

LAMP-MARKER,W AMBER LENS,BLK
193802-03-000
SCREW
G11-08-12U (2)
CONNECTOR
58028-01-000 (4)

LAMP ASM-MARKER,RED
171195-01-000
SCREW
G11-08-12U (2)

CA

BA

LAMP ASM-PORCH,LED
000157138 / 326916-01-000
SCREW
G11-08-12U (2)

LAMP ASM-MARKER,RED
171195-01-000
SCREW
G11-08-12U (2)

LAMP-MARKER,W AMBER LENS,BLK
193802-03-000
SCREW
G11-08-12U (2)
CONNECTOR
58028-01-000 (4)

LAMP ASM-SIDEMARKER,AMBER
171195-02-000
SCREW
G11-08-12U (2)

265 CODES/STANDARDS-CSA/CMVSS

1B1 CODES/STANDARDS USA

1B1 265



DSNR:		ALL DIMENSIONS ARE IN MILLIMETERS	
DIFFR:		MATERIAL:	
UNSPECIFIED TOLERANCES:			
WHOLE DIM (X)	: 3		
ONE-PLACE (X.X)	: 1.5		
TWO-PLACE (X.XX)	: 0.50		
ANGLE	: 1°		
REFER TO ES0018 FOR FASTENER TIGHTENING GUIDELINES		WEIGHT: (LBS)	FIRST USED:
			19 L-SER

FOR ELECTRICAL TORQUE SPECIFICATIONS SEE DWG NO. 128783-01-000

FOR ELECTRICAL CALLOUTS SEE DWG NO. 121339-01-000

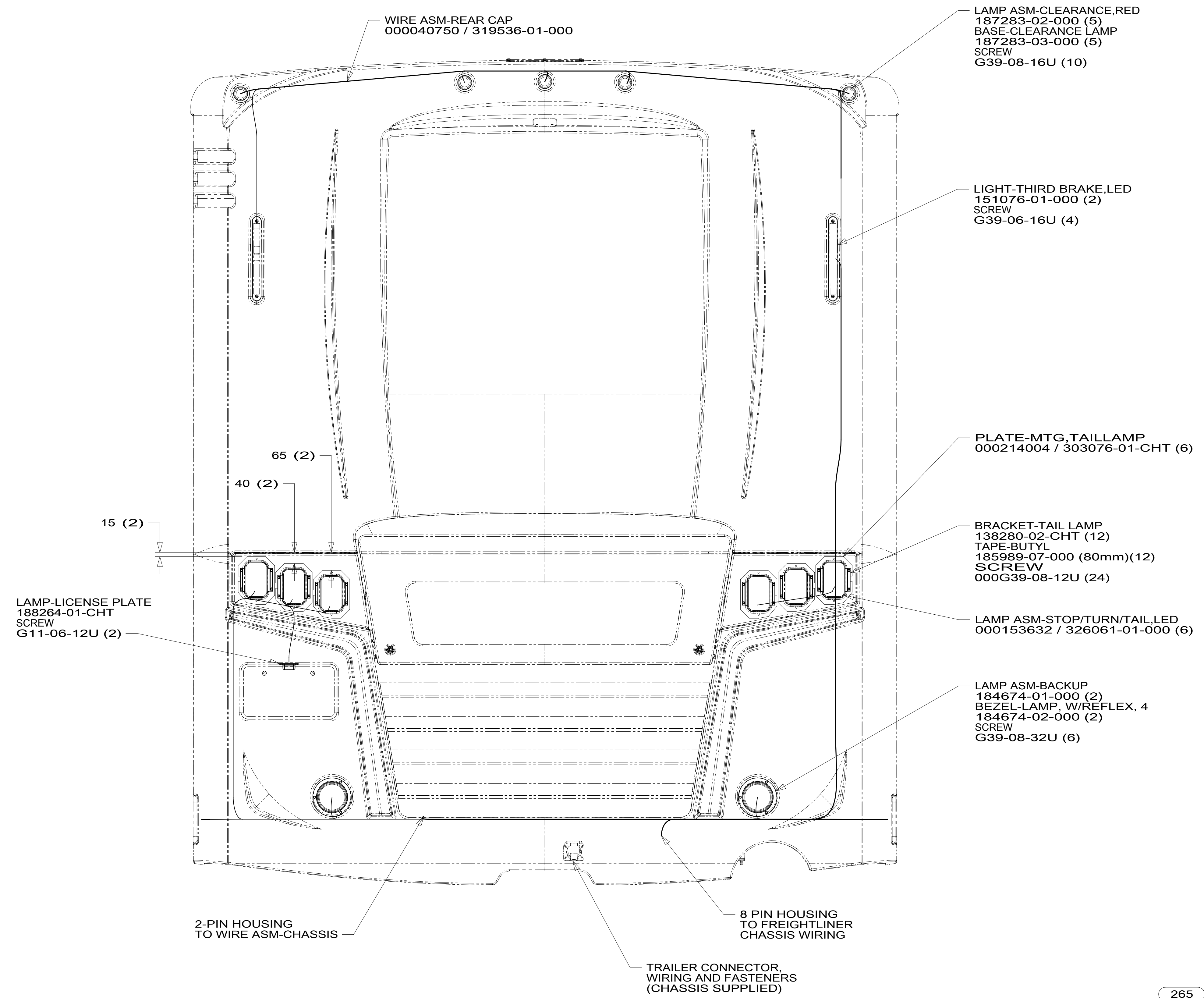
DESCRIPTION:
WIRING INSTL-EXTERIOR LAMPS

SHEET: 1 OF 3 ITEM/PART NO.: 000166164 / 32965401000 REF: 1 16-Apr-2019

8 7 6 5 4 3 2 1

8 7 6 5 4 3 2 1

D
C
B
A



VIEW BA

FOR ELECTRICAL
TORQUE
SPECIFICATIONS
SEE DWG NO.
128783-01-000

FOR
ELECTRICAL
CALLOUTS
SEE DWG NO.
121339-01-000

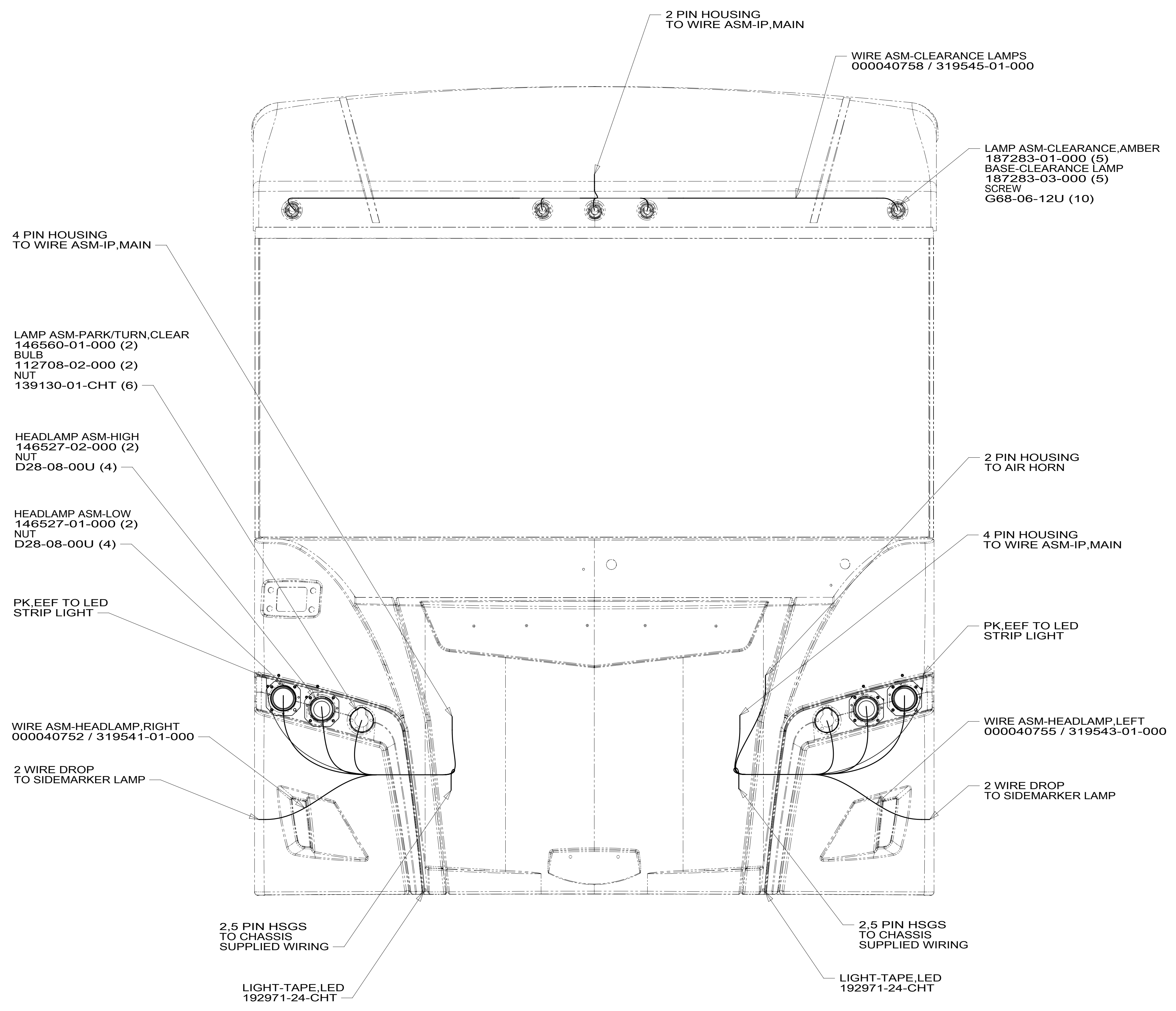
- 265 CODES/STANDARDS-CSA/CMVSS
- 1B1 CODES/STANDARDS USA

DESCRIPTION: WIRING INSTL-EXTERIOR LAMPS	
SHEET: 2 OF 3	ITEM/PART NO: 000166164 / 32965401000
REV	

8 7 6 5 4 3 2 1 16-Apr-2019

8 7 6 5 4 3 2 1

D
C
B
A



VIEW CA

265 CODES/STANDARDS-CSA/CMVSS
 1B1 CODES/STANDARDS USA

FOR ELECTRICAL TORQUE SPECIFICATIONS SEE DWG NO. 128783-01-000

FOR ELECTRICAL CALLOUTS SEE DWG NO. 121339-01-000

DESCRIPTION:	1B1 265	
WIRING INSTL-EXTERIOR LAMPS		
SHEET:	ITEM/PART NO.:	REV
3 OF 3	000166164 / 32965401000	

8 7 6 5 4 3 2 1 16-Apr-2019