
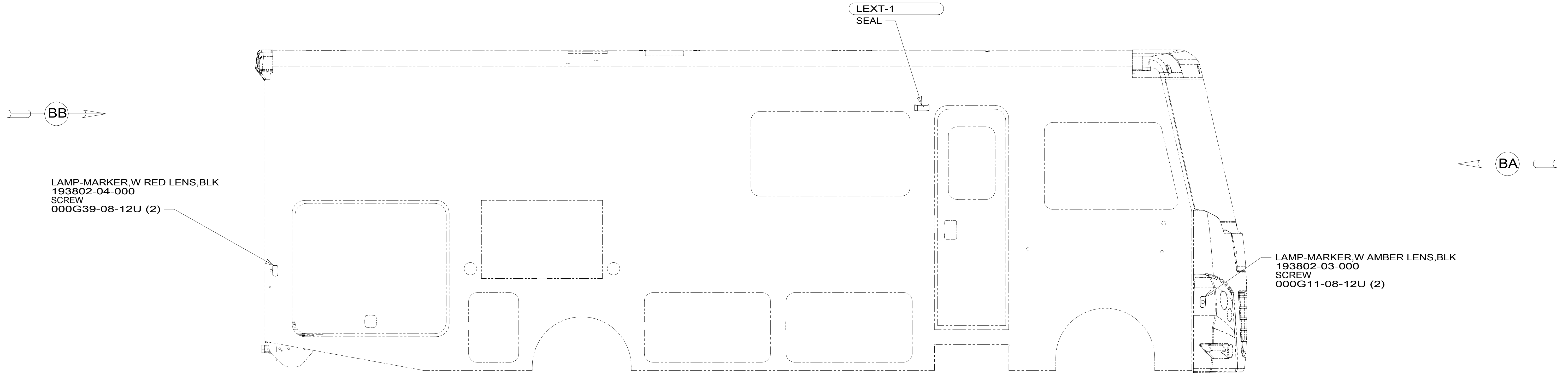



8 7 6 5 4 3 2 1

D
C
B
A

D
C
B
A



- 265 CODES/STANDARDS-CSA/CMVSS
- 1B1 CODES/STANDARDS-USA
- 1B1 265



DSNR:		ALL DIMENSIONS ARE IN MILLIMETERS	
DFFR:		MATERIAL:	
UNSPECIFIED TOLERANCES:			
WHOLE DIM (X)	: 3		
ONE-PLACE (X.X)	: 1.5		
TWO-PLACE (X.XX)	: 0.50		
ANGLE	: 1°		
REFER TO ES0018 FOR FASTENER TIGHTENING GUIDELINES		WEIGHT: (LBS)	FIRST USED:
			19 E-SER

FOR ELECTRICAL TORQUE SPECIFICATIONS SEE DWG NO. 128783-01-000

FOR ELECTRICAL CALLOUTS SEE DWG NO. 121339-01-000

DESCRIPTION:
WIRING INSTL-EXTERIOR LAMPS

SHEET: 1 OF 2 ITEM/PART NO.: 000164059 / 32902401000 REF: 1

8 7 6 5 4 3 2 1

LAMP ASM-CLEARANCE
187864-01-000 (5)

WIRE ASM-CLEARANCE LAMPS
126486-05-000

2-PIN HOUSING
CONNECTS BACKWALL
TO CLEARANCE LAMPS

WIRE ASM-CLEARANCE LAMPS
126486-04-000

LAMP ASM-CLEARANCE, RED
138996-02-000 (5)
BRACKET-LAMP, CLEARANCE
138996-03-000 (5)
SCREW
G39-08-16U (10)

LAMP ASM-BRAKE
136916-01-000
SCREW
000G11-08-20U (2)
CONNECTOR
058028-01-000 (2)
BLK/WHT TO YEL
BLK TO WHT

2
LAMP ASM-STOP/TURN/
TAIL/BACKUP
183787-01-CHT (2)
SCREW
000G11-07-12U (12)
SEALER-TAPE
185989-08-CHT (850 MM)

HEADLAMP ASM-LOW 90MM
146527-01-000
NUT
000D27-08-00U (4)
WASHER
000E13-08-00U (4)
(CIRCUITS: BBX, DDM)

2 PIN HOUSING
TO WIRE ASM-
IP, MAIN

CHASSIS HOUSING
TO CHASSIS HEADLAMP
CONNECTOR

SEE DETAIL BC

94 (2)

SEE DETAIL BD

HEADLAMP ASM-HIGH 90MM
146527-02-000
NUT
000D27-08-00U (4)
WASHER
000E13-08-00U (4)
(CIRCUITS: NB, DDM)

HEADLAMP ASM-LOW 90MM
146527-01-000
NUT
000D27-08-00U (4)
WASHER
000E13-08-00U (4)
(CIRCUITS: BBW, DDL)

BRACKET-LICENSE
066432-03-000
SCREW
000G67-10-129 (2)
LIGHT-LICENSE
066432-02-000
SCREW
000G39-08-12U (2)
CONNECTOR
058028-01-000 (2)

553 (2)

WIRE ASM-HEADLAMP
000128184 / 324909-01-000

VIEW BA

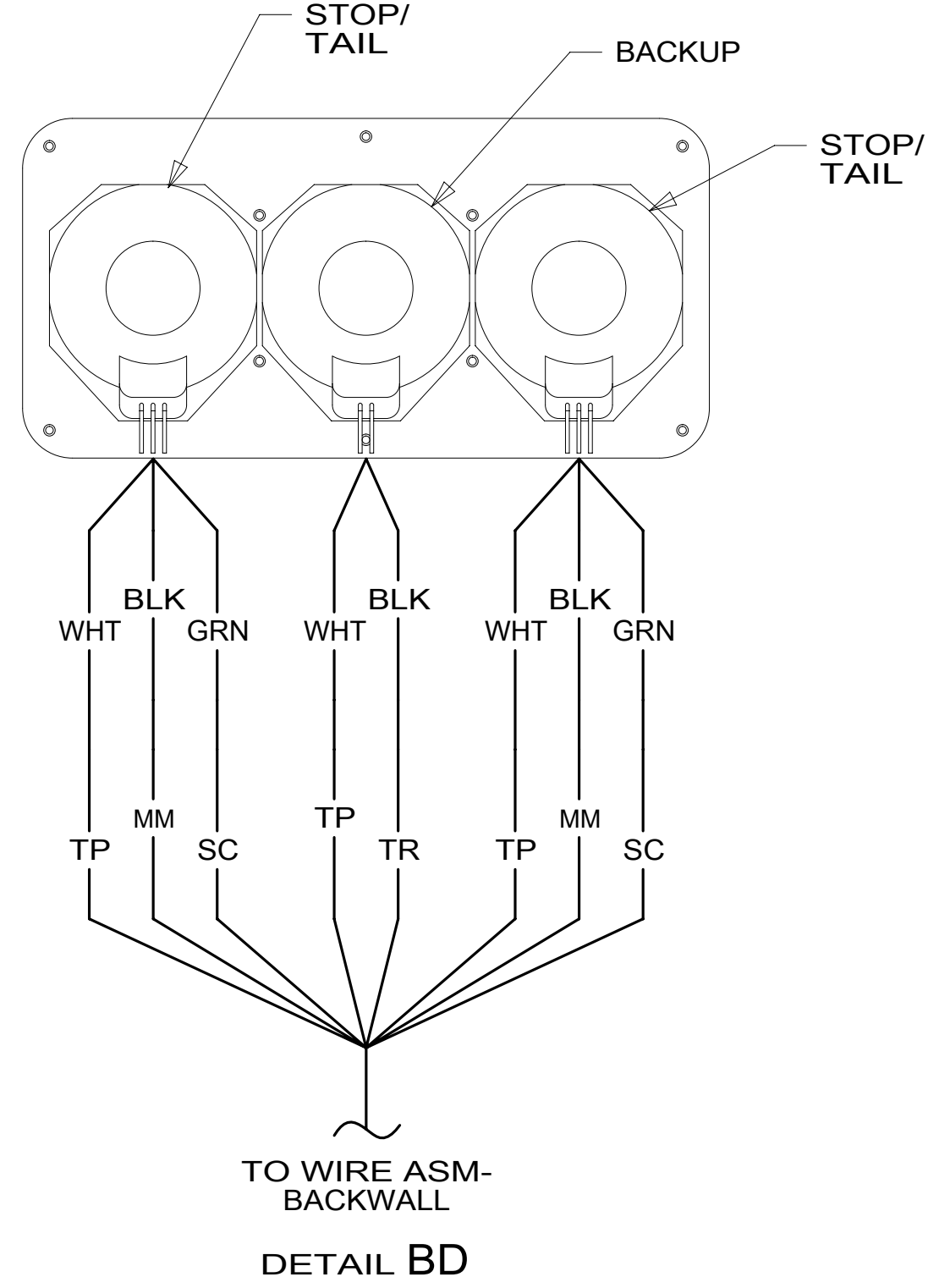
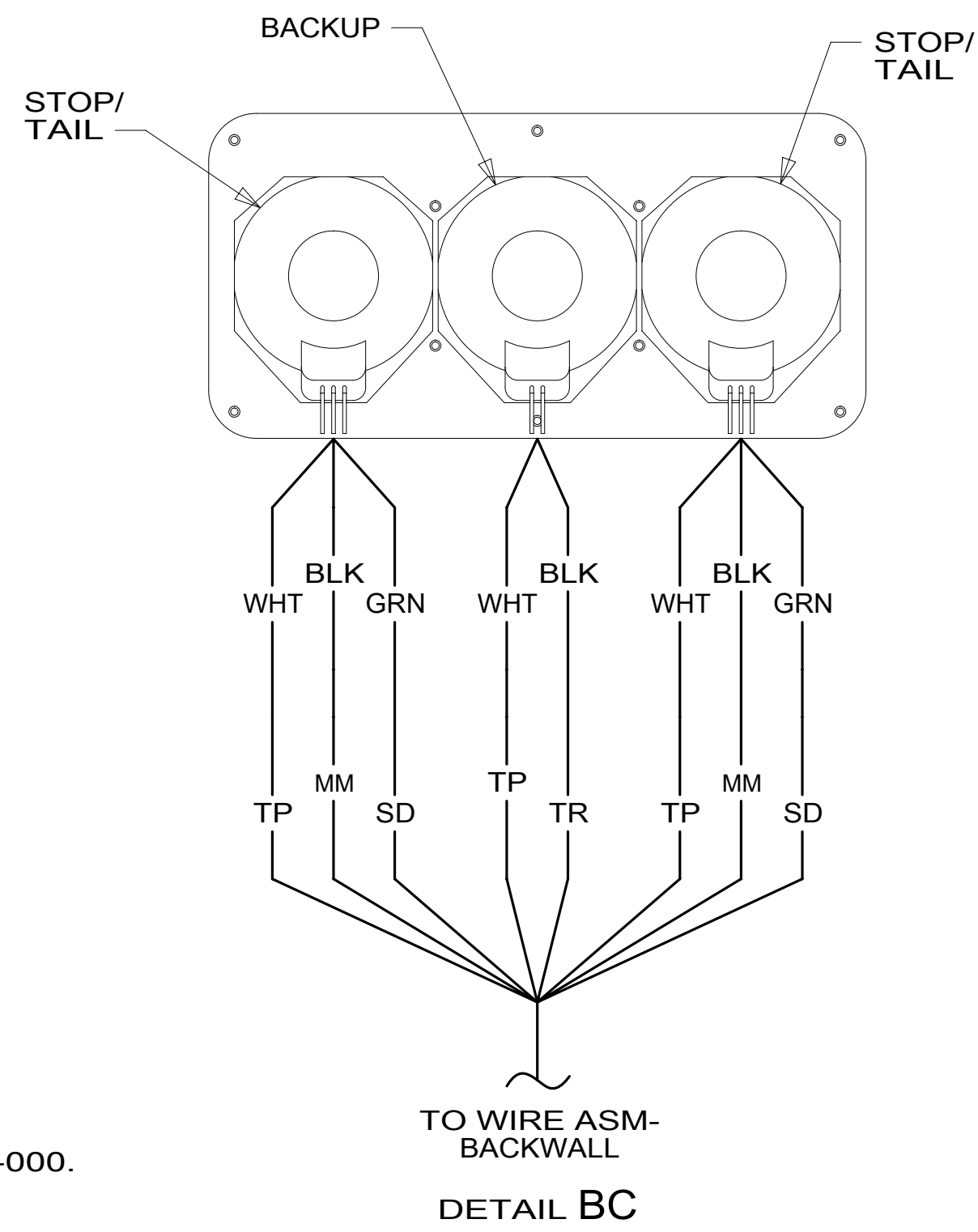
HEADLAMP ASM-HIGH 90MM
146527-02-000
NUT
000D27-08-00U (4)
WASHER
000E13-08-00U (4)
(CIRCUITS: NB, DDL)

6-PIN HOUSING
TO WIRE ASM-CHASSIS

CONNECTOR-TRAILER
157593-01-000
SCREW
101618-01-000 (4)

WIRE ASM-CHASSIS
TO TRAILER CONNECTOR

VIEW BB



2 TAIL LAMP TO BE INSTALLED WITH WIRES DOWN.

1. GATHER ALL EXCESS WIRE AFTER MAKING ALL CONNECTIONS AND BUNDLE AND SECURE WITH TIE-WIRE 008343-01-000 OR 093147-01-000.

NOTES:

FOR ELECTRICAL TORQUE SPECIFICATIONS SEE DWG NO. 128783-01-000

FOR ELECTRICAL CALLOUTS SEE DWG NO. 121339-01-000

265 CODES/STANDARDS-CSA/CMVSS
1B1 CODES/STANDARDS USA

DESCRIPTION:	
1B1 265	
WIRING INSTL-EXTERIOR LAMPS	
SHEET:	ITEM/PART NO. REV
2 OF 2	000164059 / 32902401000