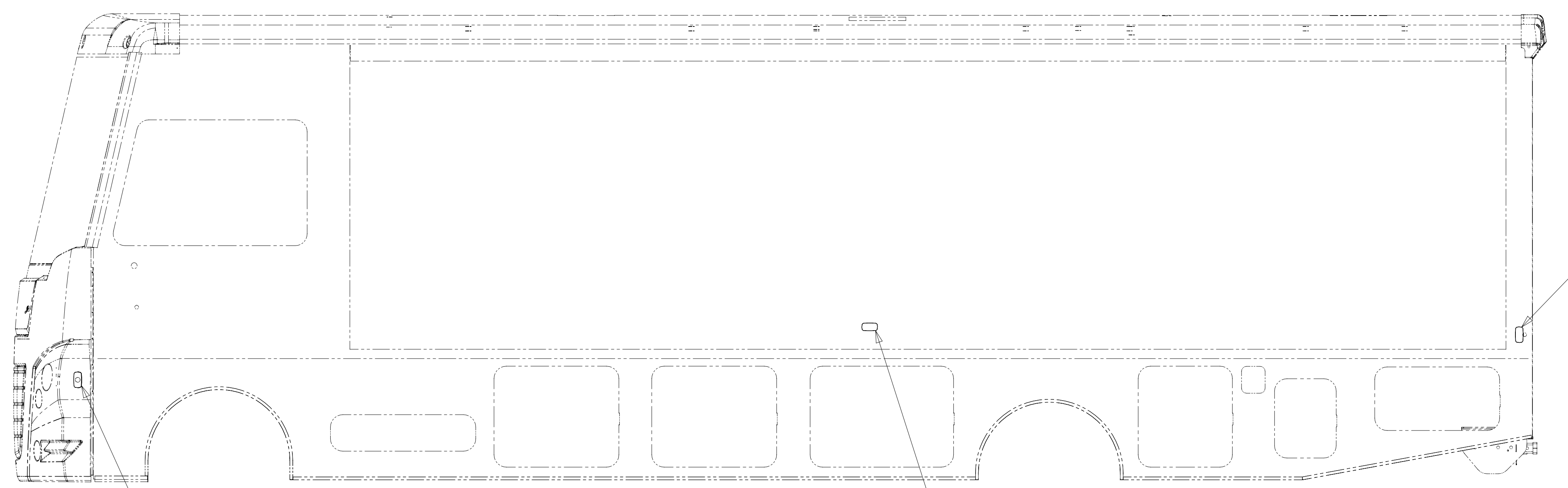
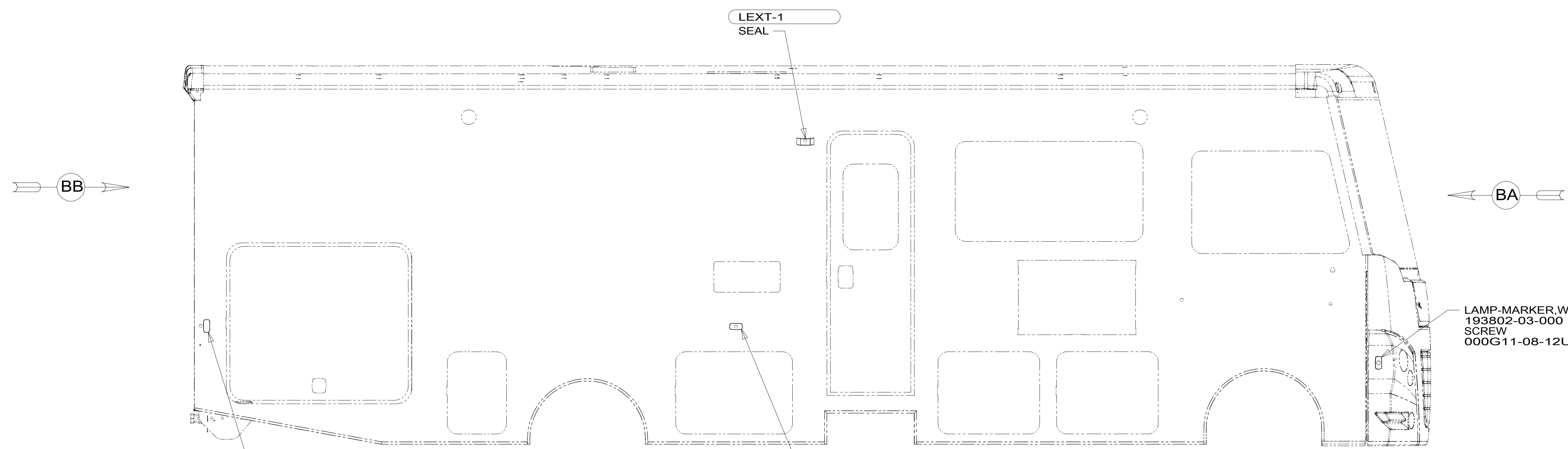



8 7 6 5 4 3 2 1

D C B A



- 265 CODES/STANDARDS-CSA/CMVSS
- 1B1 CODES/STANDARDS-USA
- 1B1 265



DSNR:		ALL DIMENSIONS ARE IN MILLIMETERS	
DFT:		MATERIAL:	
UNSPECIFIED TOLERANCES:			
WHOLE DIM (X)	: 3		
ONE-PLACE (X.X)	: 1.5		
TWO-PLACE (X.XX)	: 0.50		
ANGLE	: 1°		
REFER TO ES0018 FOR FASTENER TIGHTENING GUIDELINES		WEIGHT: (LBS)	FIRST USED:
			19 E-SER

FOR ELECTRICAL TORQUE SPECIFICATIONS SEE DWG NO. 128783-01-000

FOR ELECTRICAL CALLOUTS SEE DWG NO. 121339-01-000

DESCRIPTION: <b>WIRING INSTL-EXTERIOR LAMPS</b>		
SHEET: 1 OF 2	ITEM/PART NO: 000163936 / 32896001000	REV

8 7 6 5 4 3 2 1

D C B A



D

D

C

C

B

B

A

A

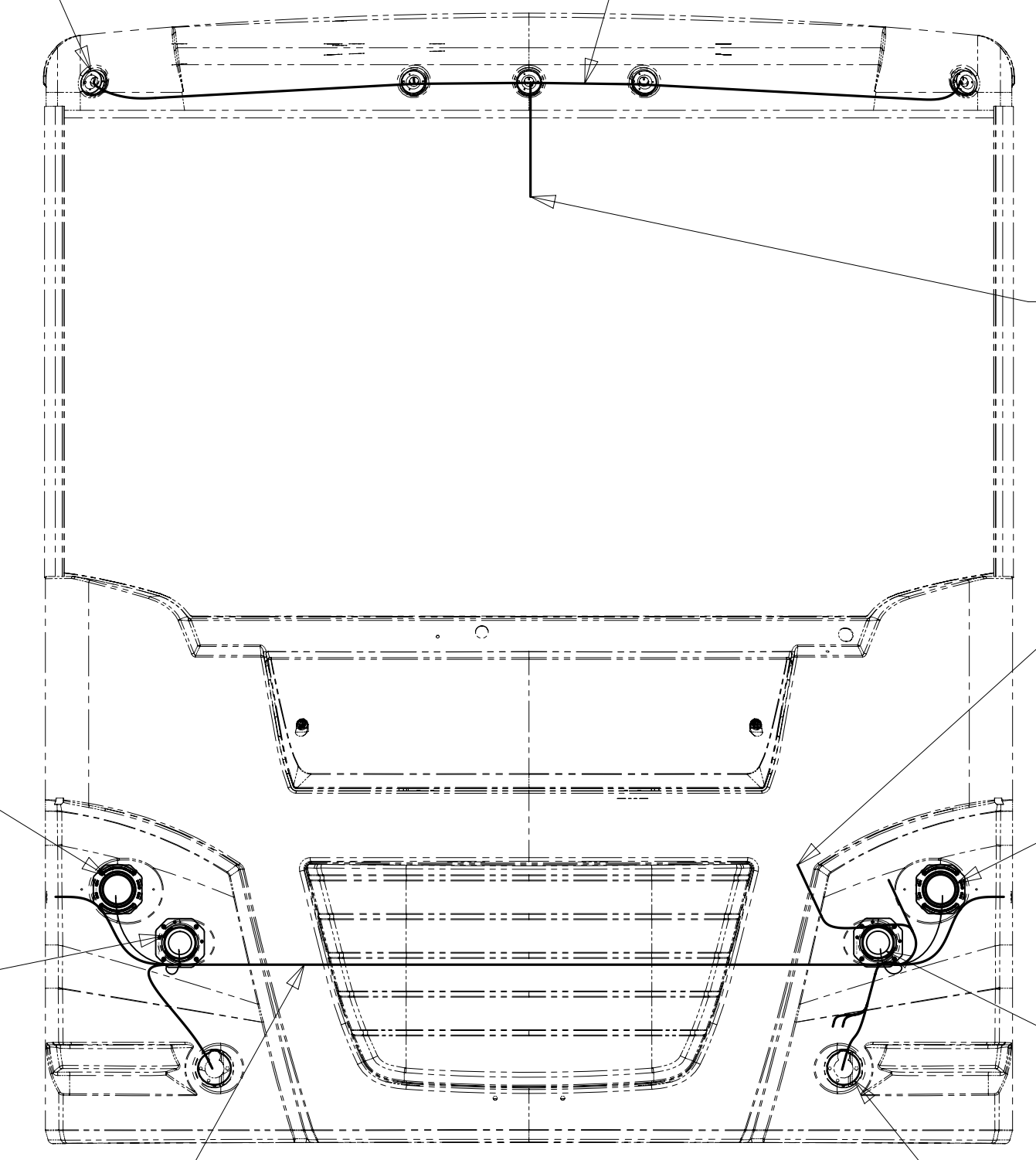
LAMP ASM-CLEARANCE  
187864-01-000 (5)

WIRE ASM-CLEARANCE LAMPS  
126486-05-000

HEADLAMP ASM-LOW 90MM  
146527-01-000  
NUT  
000D27-08-00U (4)  
WASHER  
000E13-08-00U (4)  
(CIRCUITS; BBX, DDM)

HEADLAMP ASM-HIGH 90MM  
146527-02-000  
NUT  
000D27-08-00U (4)  
WASHER  
000E13-08-00U (4)  
(CIRCUITS; NB, DDM)

WIRE ASM-HEADLAMP  
000128184 / 324909-01-000



VIEW BA

2 PIN HOUSING  
TO WIRE ASM-  
IP, MAIN

CHASSIS HOUSING  
TO CHASSIS HEADLAMP  
CONNECTOR

HEADLAMP ASM-LOW 90MM  
146527-01-000  
NUT  
000D27-08-00U (4)  
WASHER  
000E13-08-00U (4)  
(CIRCUITS; BBW, DDL)

HEADLAMP ASM-LOW 90MM  
146527-02-000  
NUT  
000D27-08-00U (4)  
WASHER  
000E13-08-00U (4)  
(CIRCUITS; NB, DDL)

LAMP ASM-PARK/TURN,CLEAR  
146560-01-000 (2)  
BULB  
112708-02-000 (2)  
NUT  
139130-01-CHT (6)

2-PIN HOUSING  
CONNECTS BACKWALL  
TO CLEARANCE LAMPS

WIRE ASM-CLEARANCE LAMPS  
126486-04-000

LAMP ASM-CLEARANCE, RED  
138996-02-000 (5)  
BRACKET-LAMP,CLEARANCE  
138996-03-000 (5)  
SCREW  
G39-08-16U (10)

LAMP ASM-BRAKE  
136916-01-000  
SCREW  
000G11-08-20T (2)  
CONNECTOR  
058028-01-000 (2)  
BLK/WHT TO YEL  
BLK TO WHT

2  
LAMP ASM-STOP/TURN/  
TAIL/BACKUP  
183787-01-CHT (2)  
SCREW  
000G11-07-12U (12)  
SEALER-TAPE  
185989-08-CHT (850 MM)

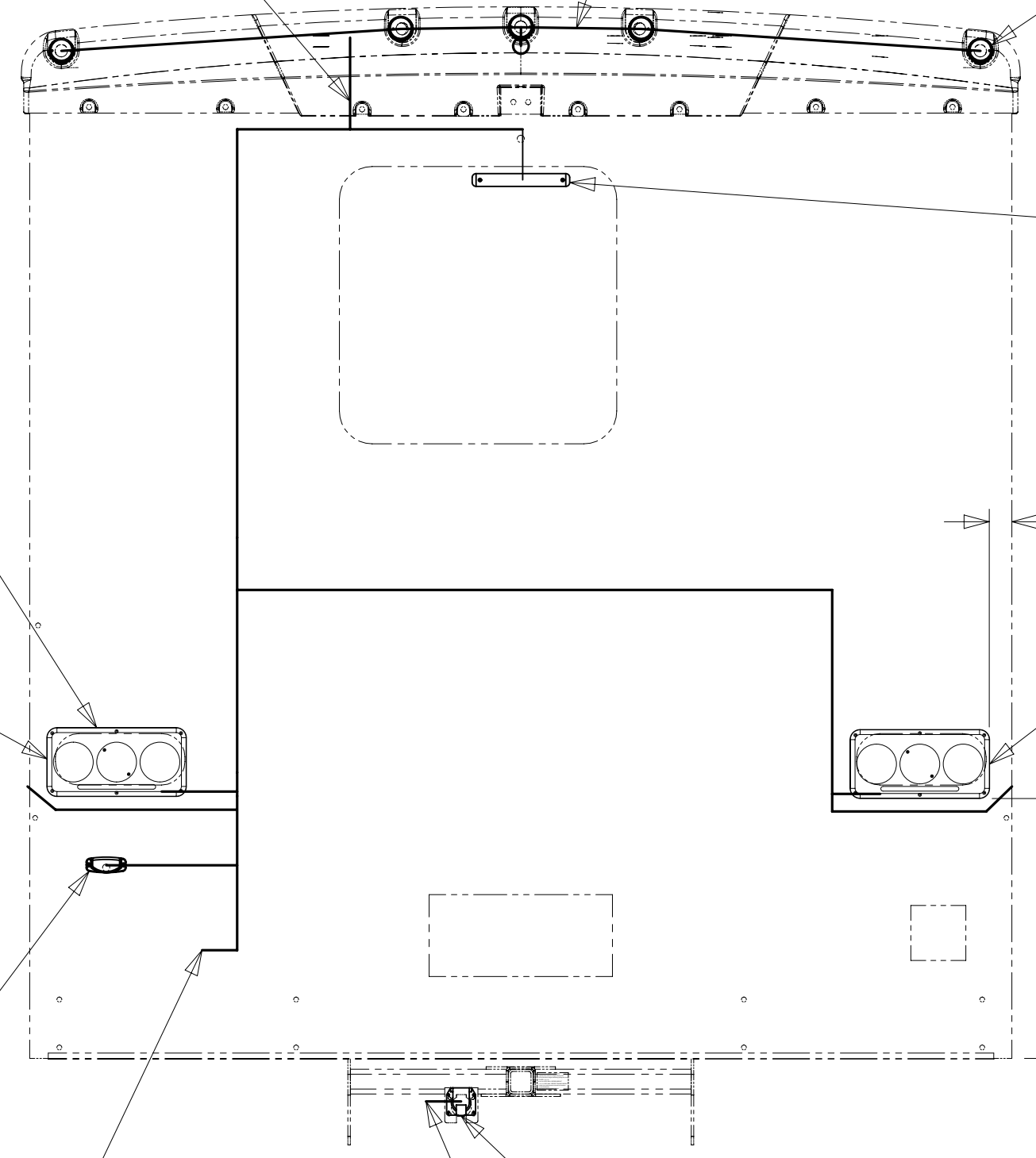
SEE DETAIL BC

BRACKET-LICENSE  
066432-03-000  
SCREW  
000G67-10-129 (2)  
WASHER  
066432-02-000  
SCREW  
000G39-08-12T (EXT) (2)  
CONNECTOR  
058028-01-000 (2)

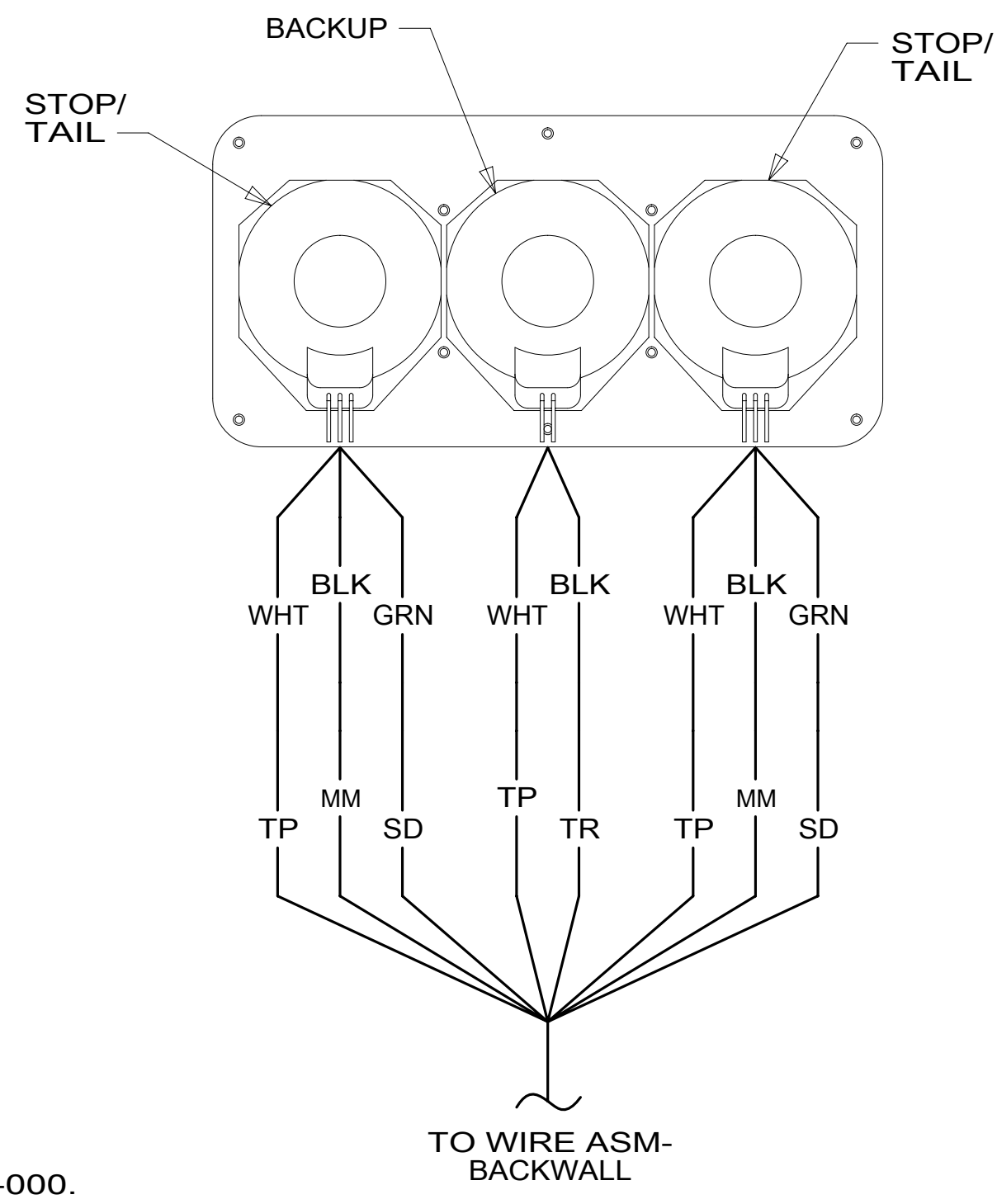
6-PIN HOUSING  
TO WIRE ASM-CHASSIS

CONNECTOR-TRAILER  
157593-01-000  
SCREW  
101618-01-000 (4)

WIRE ASM-CHASSIS  
TO TRAILER CONNECTOR

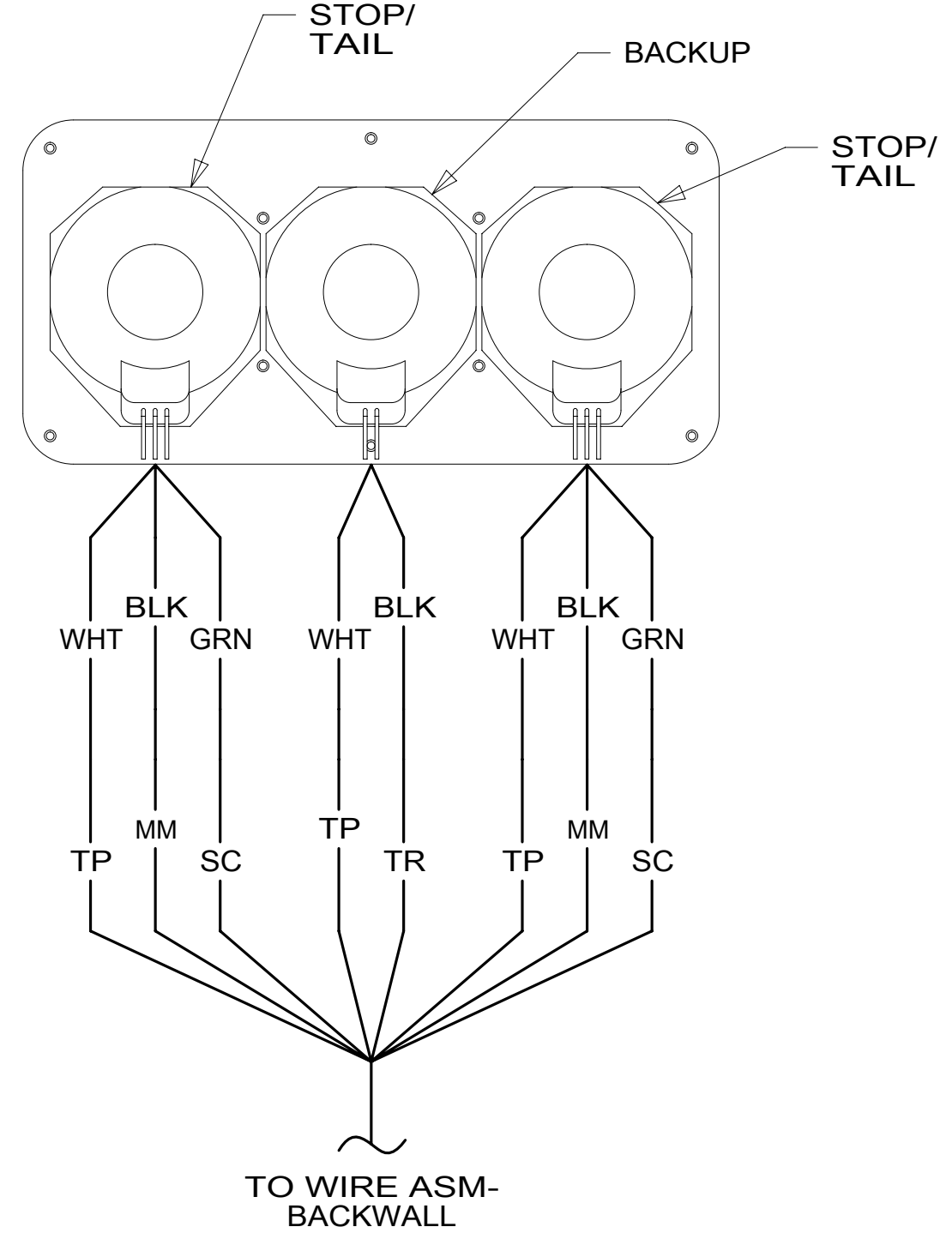


VIEW BB



TO WIRE ASM-  
BACKWALL

DETAIL BC



TO WIRE ASM-  
BACKWALL

DETAIL BD

2 TAIL LAMP TO BE INSTALLED WITH WIRES DOWN.

1. GATHER ALL EXCESS WIRE AFTER MAKING ALL CONNECTIONS AND BUNDLE AND SECURE WITH TIE-WIRE 008343-01-000 OR 093147-01-000.

NOTES:

FOR ELECTRICAL  
TORQUE  
SPECIFICATIONS  
SEE DWG NO.  
128783-01-000

FOR ELECTRICAL  
CALLOUTS  
SEE DWG NO.  
121339-01-000

265 CODES/STANDARDS-CSA/CMVSS  
1B1 CODES/STANDARDS USA

DESCRIPTION:	
1B1 265	
WIRING INSTL-EXTERIOR LAMPS	
SHEET:	ITEM/PART NO:
2 OF 2	000163936 / 32896001000
REV	