

PLATE-WALL, DUAL COAX HORIZ 149557-09-CHT

CONNECTOR-F.90 RIGHT ANGLE 176986-01-000 (2)

SPLITTER-HDMI,1X4 12VOLT 000158182 / 327358-01-000

CONVERTER-HDMI/CAT6 (TRANSMITTER) 178304-02-000

RCP-OVHD A/V CAB (REF)

SPLITTER-TV,3 WAY 086756-02-000

CLAMP 10497-01-000

PLATE-WALL, POWER SUPPLY 179004-02-CHT

PANEL-COVER, BRACKET 194672-03-CHT SCREW G67-08-08U

WALL PLATE-BLANK,PLASTIC 192613-01-CHT

PANEL-COVER, BRACKET 194672-01-CHT SCREW G67-08-08U

78Z PANEL-COVER,BRACKET 000122894 / 323485-01-CHT SCREW G67-08-08U

1

95R

RECEIVER-DISH,WALLY 000100988 / 327103-01-000

CLAMP 10497-02-000

COAX (ORG) TO SATELLITE PREP PLATE

HDMI (UNMARKED) (HDMI SPLITTER TO CONVERTER)

COAX (GLD) TO SATELLITE PREP PLATE

COAX (RED) TO ANTENNA PLATE

COAX (BLU) TO ANTENNA PLATE

12V TO HDMI SPLITTER

HDMI (ORG-2) TO WIRE ASM-ROOF

HDMI (ORG-3) TO WIRE ASM-ROOF

HDMI (UNMARKED) FOR SATELLITE RECEIVER

110V (PUR-2) FROM ROOF

12V AND COAX FROM ROOF

CAT6 TO CONVERTER

COAX (UNMARKED) ANTENNA PLATE TO SPLITTER

COAX (GRN) TO SPLITTER

COAX (BRN) TO SPLITTER

COAX (YEL) TO SPLITTER

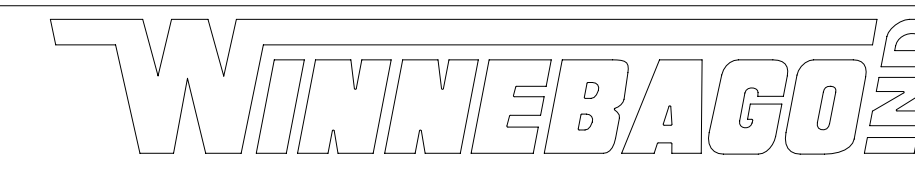
78Z SATELLITE SYSTEM - WITHOUT

95R SATELLITE TV ANTENNA - AUTOM

265 CODES/STANDARDS-CSA/CMVSS

1B1 CODES/STANDARDS USA

1B1 265



COPYRIGHT 2016 WINNEBAGO INDUSTRIES, INC.

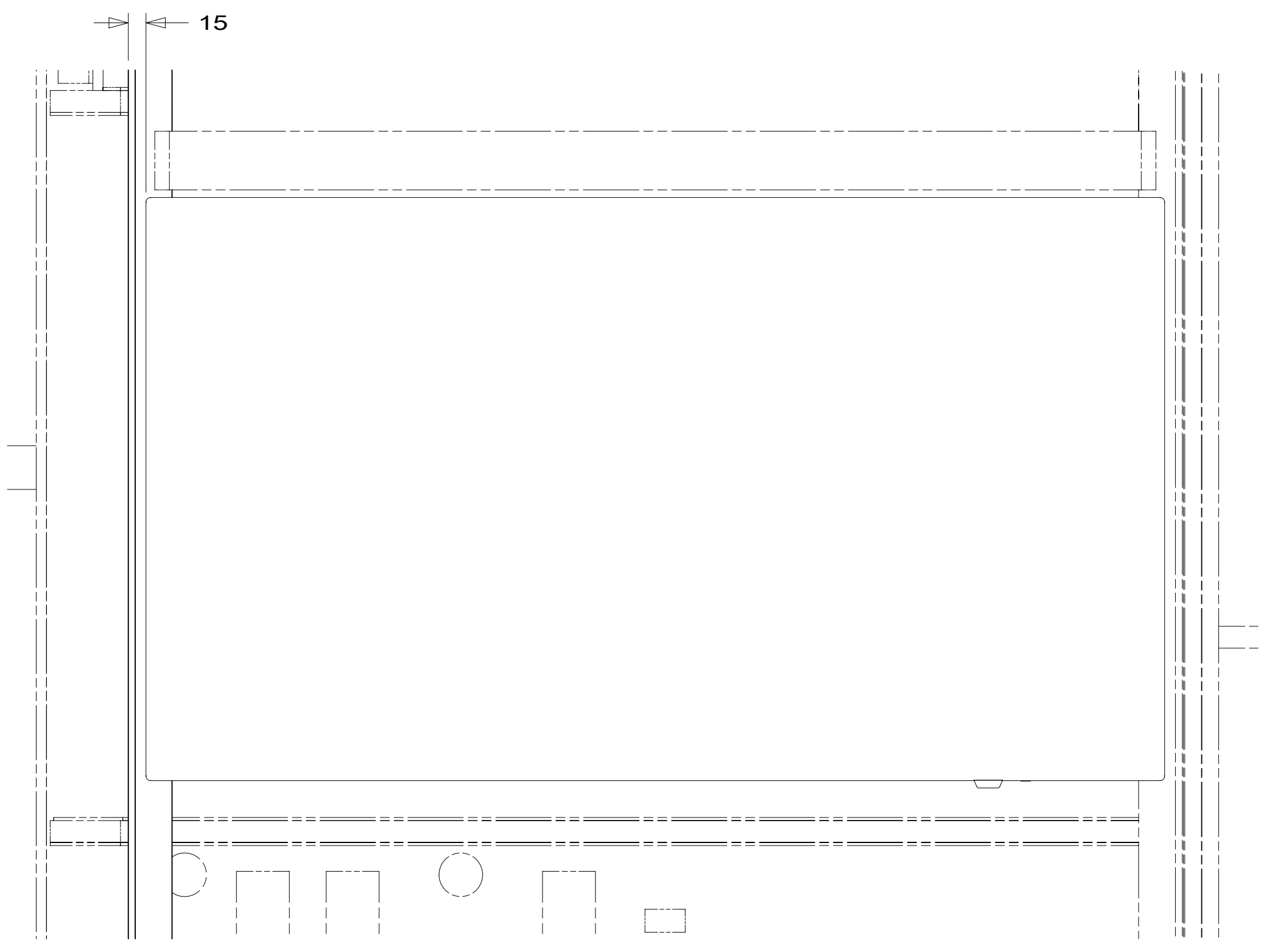
DSNR:		ALL DIMENSIONS ARE IN MILLIMETERS	
DIFFR:		MATERIAL:	
UNSPECIFIED TOLERANCES:		WEIGHT: (LBS)	FIRST USED:
WHOLE DIM (X)	: 3		19 F35F
ONE-PLACE (X.X)	: 1.5		
TWO-PLACE (X.XX)	: 0.50		
ANGLE	: 1°		
REFER TO ES0018 FOR FASTENER TIGHTENING GUIDELINES			
DESCRIPTION: WIRING INSTL-TV/DVD			
SHEET: 1 OF 5	ITEM/PART NO: 000163555 / 32893901000	REV:	

1 ATTACH TO STICK WORK USING BRACKETS AND SCREWS THAT COME WITH CONVERTER.

FOR ELECTRICAL TORQUE SPECIFICATIONS SEE DWG NO. 128783-01-000

X-X FOR ELECTRICAL CALLOUTS SEE DWG NO. 121339-01-000

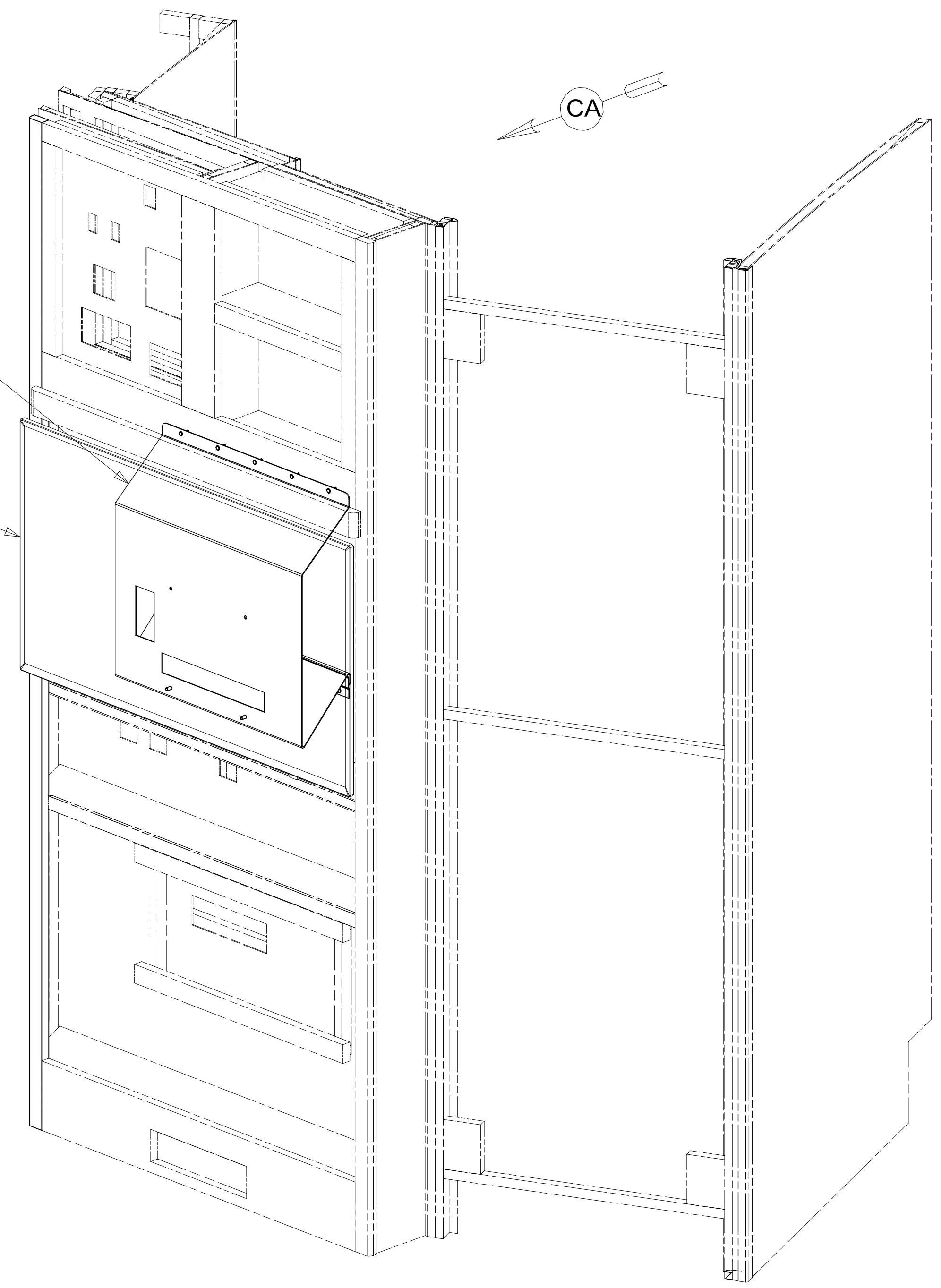
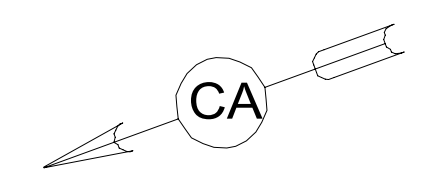
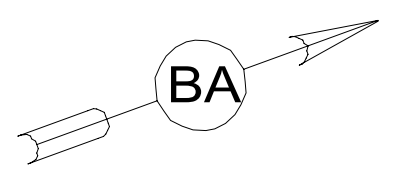
8 7 6 5 4 3 2 1



VIEW BA

BRACKET-MOUNTING,TV,39"INSIGNIA
000167965 / 330223-01-CHT
SCREW
G11-08-12U (5)

TV-39" HDTV, INSIGNIA
000167539 / 330141-01-000
SCREW
OMG04U-06-016 (2)
WASHER
000E13-12-00U (4)
BOLT
OMC02U-06-016 (2)

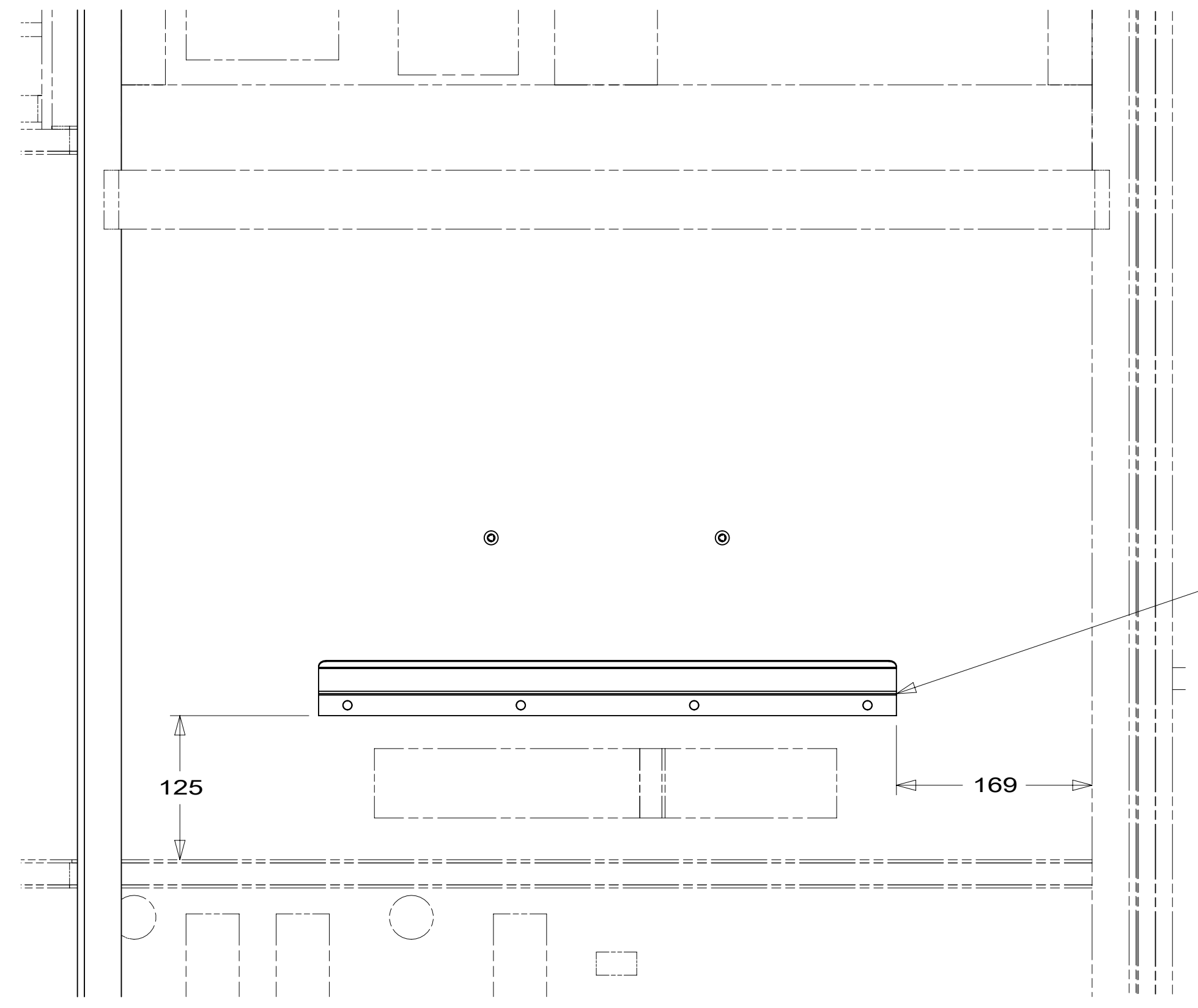


D

C

B

A



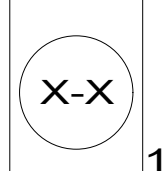
VIEW BA
(TV NOT SHOWN)

CLIP-TRIM
130034-04-CHT
SCREW
G11-08-12U (4)

- 265 CODES/STANDARDS-CSA/CMVSS
- 1B1 CODES/STANDARDS USA

FOR ELECTRICAL
TORQUE
SPECIFICATIONS
SEE DWG NO.
128783-01-000

FOR
ELECTRICAL
CALLOUTS
SEE DWG NO.
121339-01-000



DESCRIPTION:	1B1 265	
WIRING INSTL-TV/DVD		
SHEET:	ITEM/PART NO:	REV
2 OF 5	000163555 / 32893901000	

8 7 6 5 4 3 2 1 14-Feb-2019



8 7 6 5 4 3 2 1

TV-32" HDTV
000125949 / 324307-01-000
SCREW
OMG02U-04-012 (4)
WASHER-LOCK
OME02U-04-071 (4)

BRACKET-TV, 32 INSIG
000128913 / 325129-01-CHT
SCREW
000G39-10-16U (5)

TAPE-FOAM
076322-22-000 (80 MM) (2) ¹
TAPE-FOAM
076322-23-000 (150 MM)

CLIP-TRIM
130034-04-CHT
SCREW
000G39-10-16U (4)

CONVERTER-HDMI/CAT 6
TRANSMITTER
(REF)
FASTENER-DUAL LOCK
85774-01-000 (50 MM) (2)
85774-02-000 (50MM) (2)

CA

185

98

VIEW CA
(TV NOT SHOWN)

¹ PREP SURFACE WITH 87211-01-000.

NOTES:

265 CODES/STANDARDS-CSA/CMVSS

1B1 CODES/STANDARDS USA

1B1 265

FOR ELECTRICAL
TORQUE
SPECIFICATIONS
SEE DWG NO.
128783-01-000

X-X

FOR
ELECTRICAL
CALLOUTS
SEE DWG NO.
121339-01-000

DESCRIPTION:
WIRING INSTL-TV/DVD

SHEET: 3 OF 5 ITEM/PART NO: 000163555 / 32893901000 REV

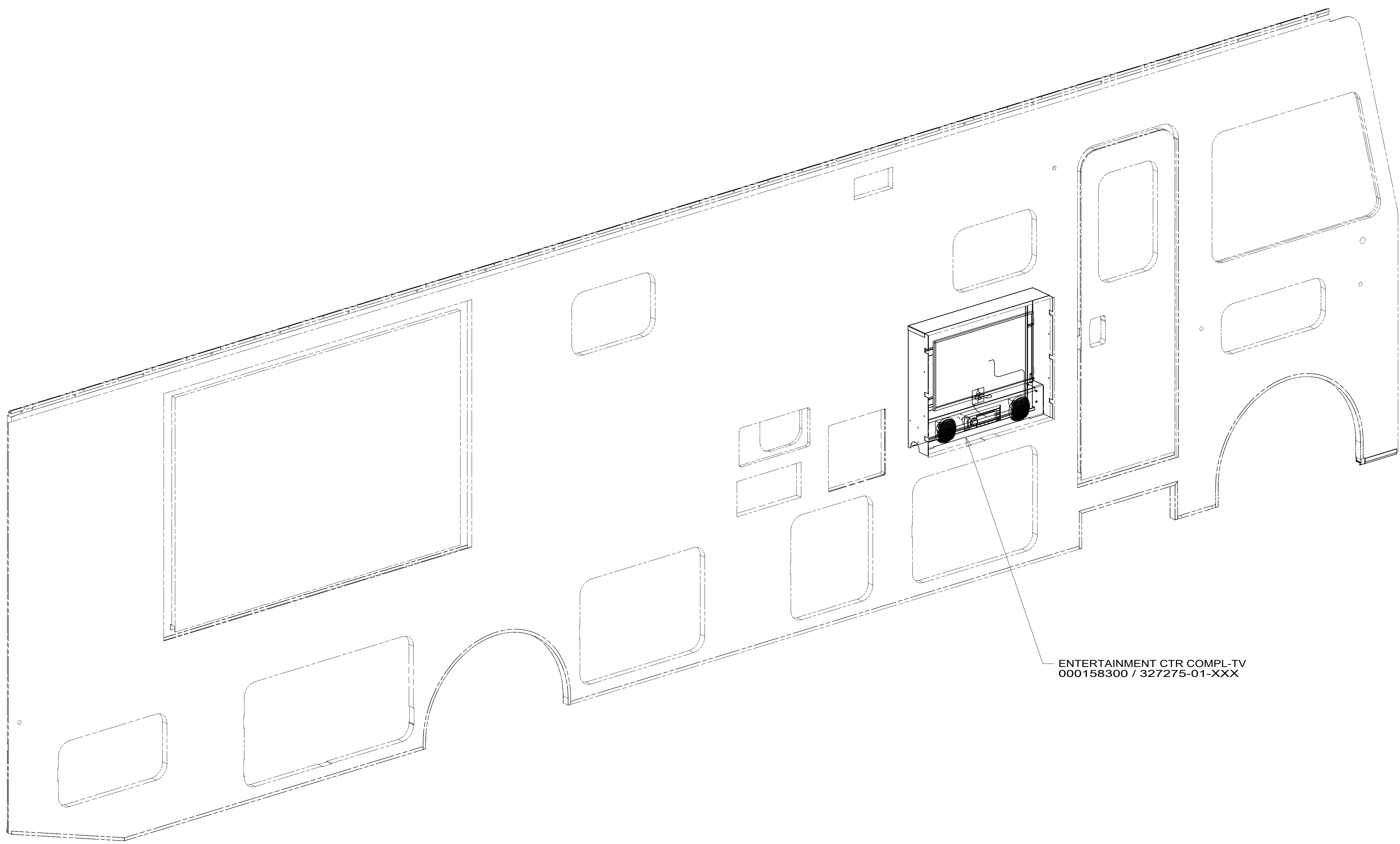
1 14-Feb-2019

8 7 6 5 4 3 2 1

8 7 6 5 4 3 2 1

D
C
B
A

D
C
B
A



ENTERTAINMENT CTR COMPL-TV
000158300 / 327275-01-XXX

FOR ELECTRICAL
TORQUE
SPECIFICATIONS
SEE DWG NO.
128783-01-000

FOR
ELECTRICAL
CALLOUTS
SEE DWG NO.
121339-01-000

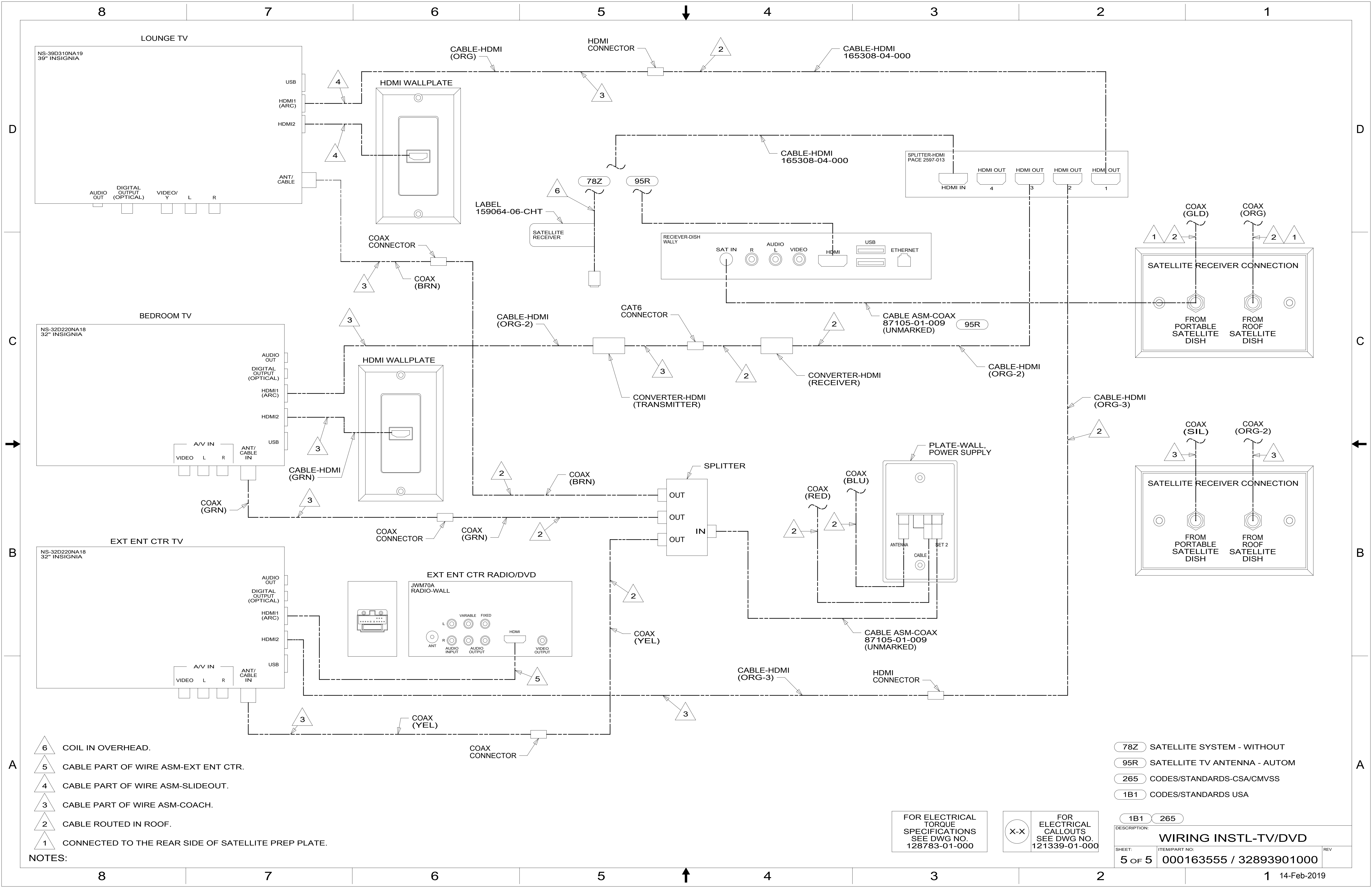
265 CODES/STANDARDS-CSA/CMVSS
1B1 CODES/STANDARDS USA

1B1 265

DESCRIPTION:
WIRING INSTL-TV/DVD

SHEET: 4 OF 5 ITEM/PART NO: 000163555 / 32893901000 REV

8 7 6 5 4 3 2 1 14-Feb-2019



- NOTES:
- 6 COIL IN OVERHEAD.
 - 5 CABLE PART OF WIRE ASM-EXT ENT CTR.
 - 4 CABLE PART OF WIRE ASM-SLIDEOUT.
 - 3 CABLE PART OF WIRE ASM-COACH.
 - 2 CABLE ROUTED IN ROOF.
 - 1 CONNECTED TO THE REAR SIDE OF SATELLITE PREP PLATE.

- 78Z SATELLITE SYSTEM - WITHOUT
- 95R SATELLITE TV ANTENNA - AUTOM
- 265 CODES/STANDARDS-CSA/CMVSS
- 1B1 CODES/STANDARDS USA

FOR ELECTRICAL TORQUE SPECIFICATIONS SEE DWG NO. 128783-01-000

FOR ELECTRICAL CALLOUTS SEE DWG NO. 121339-01-000

DESCRIPTION:	1B1 265	
WIRING INSTL-TV/DVD		
SHEET:	ITEM/PART NO:	REV
5 OF 5	000163555 / 32893901000	