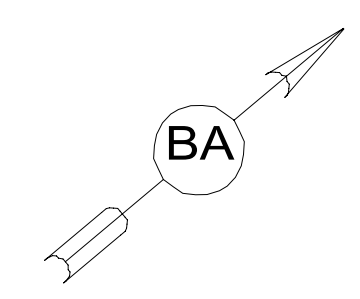


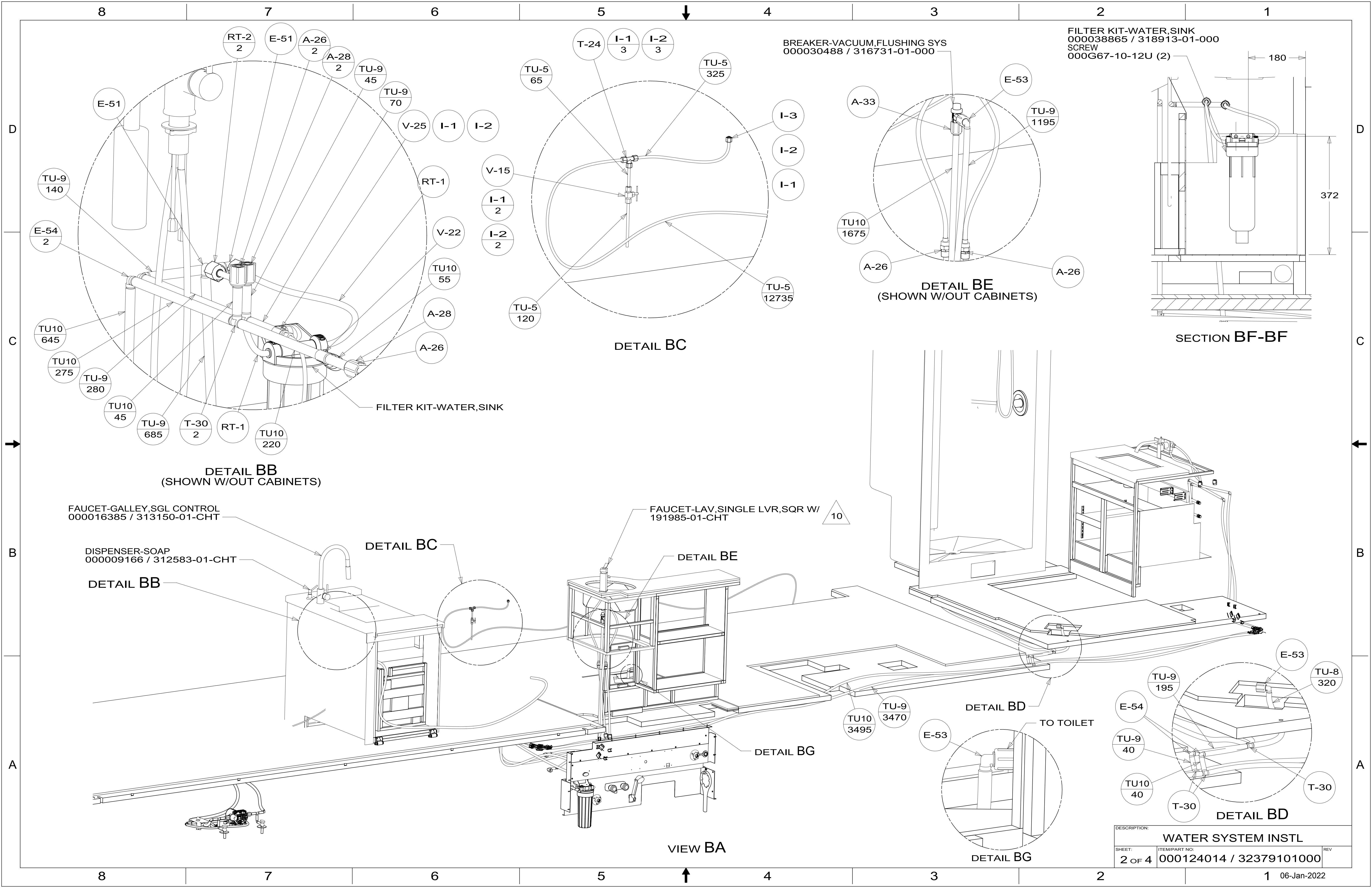
- NOTES:
11. FOR INSTALLATION USE SILICON ADHESIVE 131264-05-CHT, APPLY ON TOP OF PLATE, PLACE COVER ON, AND PUT ADHESIVE AROUND COVER.
 10. INSTALL FAUCET W/OUT BASEPLATE.
 9. VALVE MUST REMAIN OPEN AFTER WATER TEST.
 8. ALL CRIMP FITTINGS TO 1/2" PEX TUBING REQUIRE 1/2" CLAMP 000156249 / 326670-01-000.
 7. ALL CRIMP FITTINGS TO 5/8" PEX TUBING REQUIRE 5/8" CLAMP 000156248 / 326669-01-000.
 - 6 LABEL HOT AND COLD SUPPLY TUBES AND TAPE FITTING TO TUBE BEFORE CABINET SET TO PREVENT MOVEMENT.
 5. ADD PIPE WRAP (LADDER SCRAP 110157-02-000) INSULATION.
 4. ADD TEFLON TAPE 010405-02-000.
 3. ALL TUBING TO BE SECURED AT 1200 INTERVALS MAXIMUM WITH CLAMP 010495-01-000 AND SCREW 000G67-10-12U OR EQUIVALENT.
 2. TUBING TO BE INSTALLED WITH SUFFICIENT SLOPE TO PROVIDE DRAINAGE TO NEAREST VALVE.
 1. PLASTIC FITTINGS TO BE SEALED WITH SEALANT 084456-01-000.



X-X
FOR WATER CALLOUTS SEE DWG NO. 000209446 / 303369-01-000

- 21S WASHER & DRYER-PAIR
- 21M WASHER/DRYER PREP

WINNEBAGO COPYRIGHT 2019 WINNEBAGO INDUSTRIES, INC.	
DSNR:	ALL DIMENSIONS ARE IN MILLIMETERS
DIFFR:	
UNSPECIFIED TOLERANCES:	MATERIAL:
WHOLE DIM (X) : 3	
ONE-PLACE (X.X) : 1.5	
TWO-PLACE (X.XX) : 0.50	
ANGLE : 1°	
REFER TO ES0018 FOR FASTENER TIGHTENING GUIDELINES	WEIGHT: (LBS) FIRST USED: (REF) 20 P40J
DESCRIPTION: WATER SYSTEM INSTL	
SHEET: 1 OF 4	ITEM/PART NO: 000124014 / 32379101000
REF:	1 06-Jan-2022



BREAKER-VACUUM,FLUSHING SYS
000030488 / 316731-01-000

FILTER KIT-WATER,SINK
000038865 / 318913-01-000
SCREW
000G67-10-12U (2)

DETAIL BE
(SHOWN W/OUT CABINETS)

SECTION BF-BF

DETAIL BC

DETAIL BB
(SHOWN W/OUT CABINETS)

FAUCET-GALLEY,SGL CONTROL
000016385 / 313150-01-CHT

FAUCET-LAV,SINGLE LVR,SQR W/
191985-01-CHT

DISPENSER-SOAP
000009166 / 312583-01-CHT

DETAIL BC

DETAIL BE

DETAIL BB

DETAIL BD

TO TOILET

DETAIL BG

DETAIL BG

DETAIL BD

VIEW BA

DESCRIPTION:		
WATER SYSTEM INSTL		
SHEET:	ITEM/PART NO.:	REV
2 OF 4	000124014 / 32379101000	

DROP ELL
 135028-02-CHT
 PLATE-COVER
 000119980 / 322668-01-CHT
 PLATE-COVER,SHOWER HEAD
 143218-03-CHT

FAUCET-LAVATORY,SINGLE CONTROL,WALL MOUNT
 000016379 / 313148-01-CHT

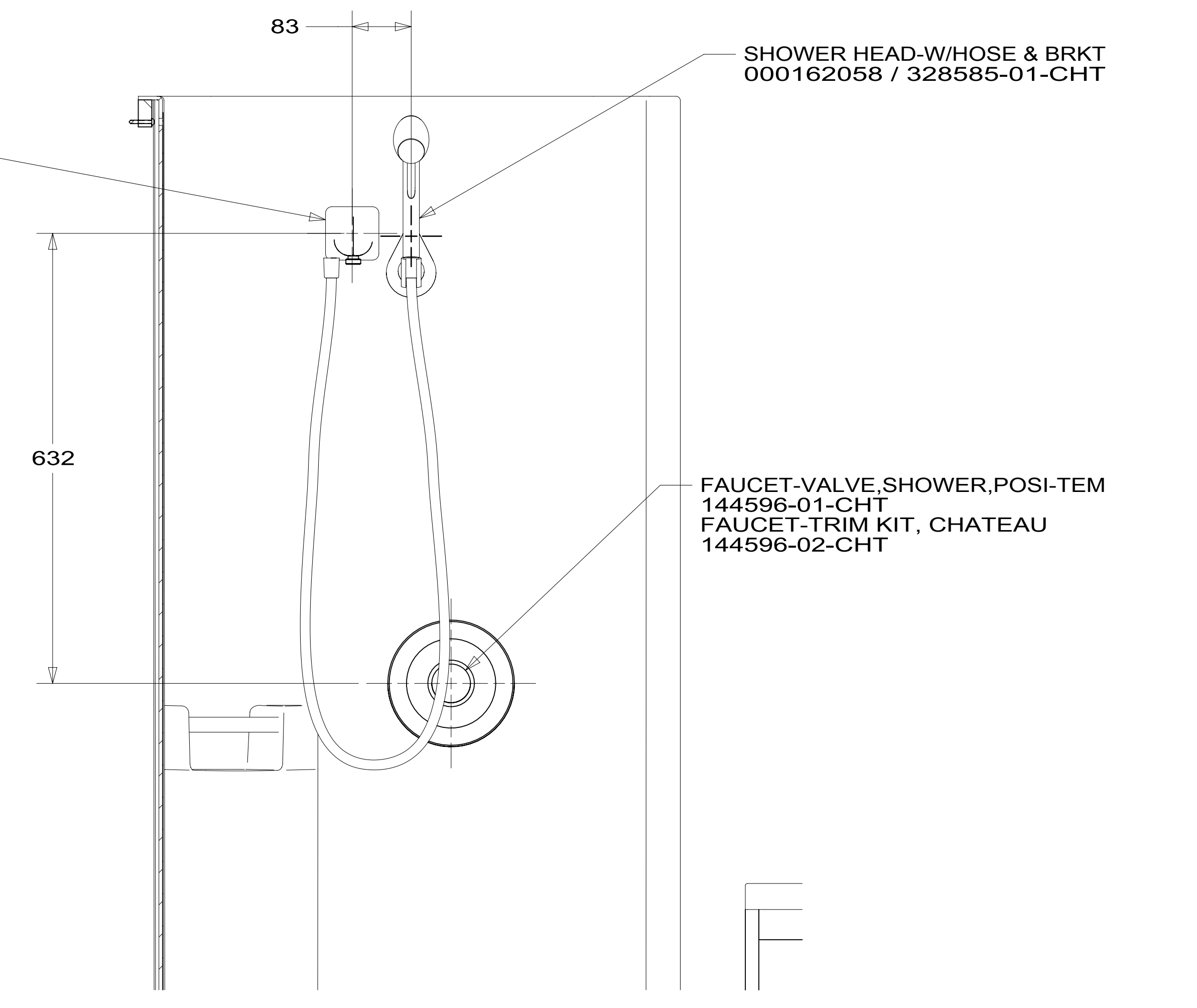
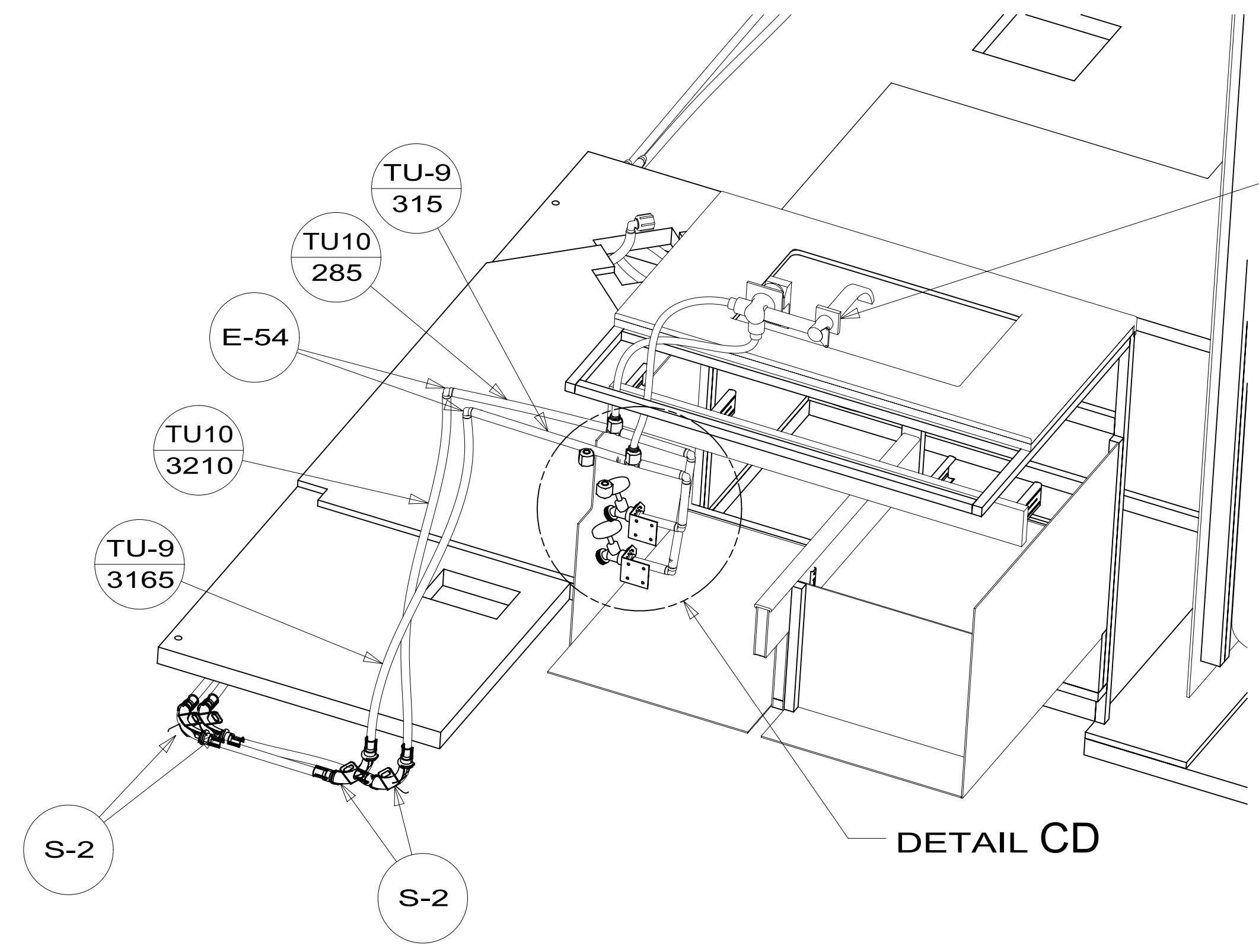
SHOWER HEAD-W/HOSE & BRKT
 000162058 / 328585-01-CHT

FAUCET-VALVE,SHOWER,POSI-TEM
 144596-01-CHT
 FAUCET-TRIM KIT, CHATEAU
 144596-02-CHT

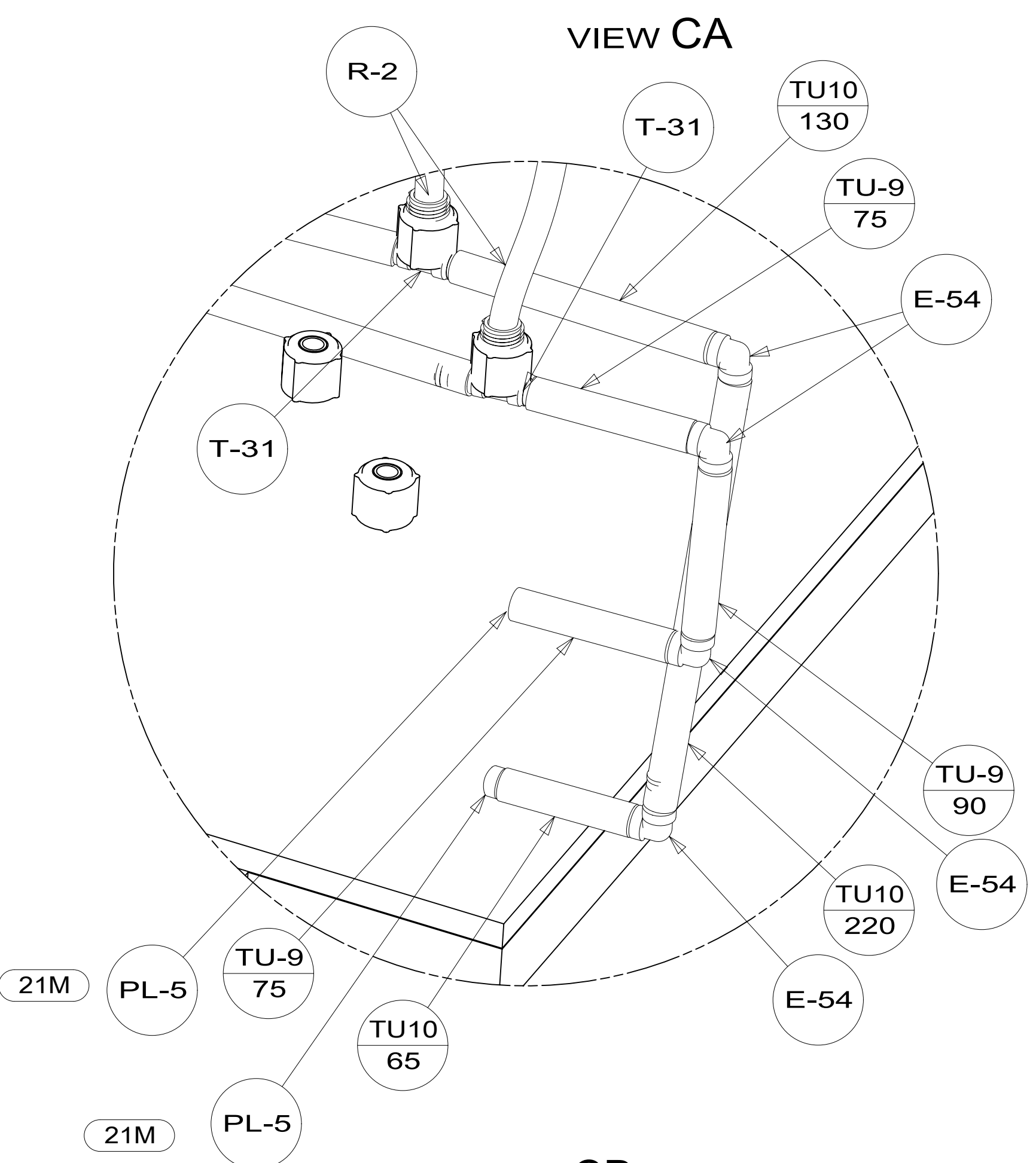
FAUCET-WASHER,90 DEG
 098419-01-000 (2)

BRACKET-SHOWER HEAD
 143101-01-CHT

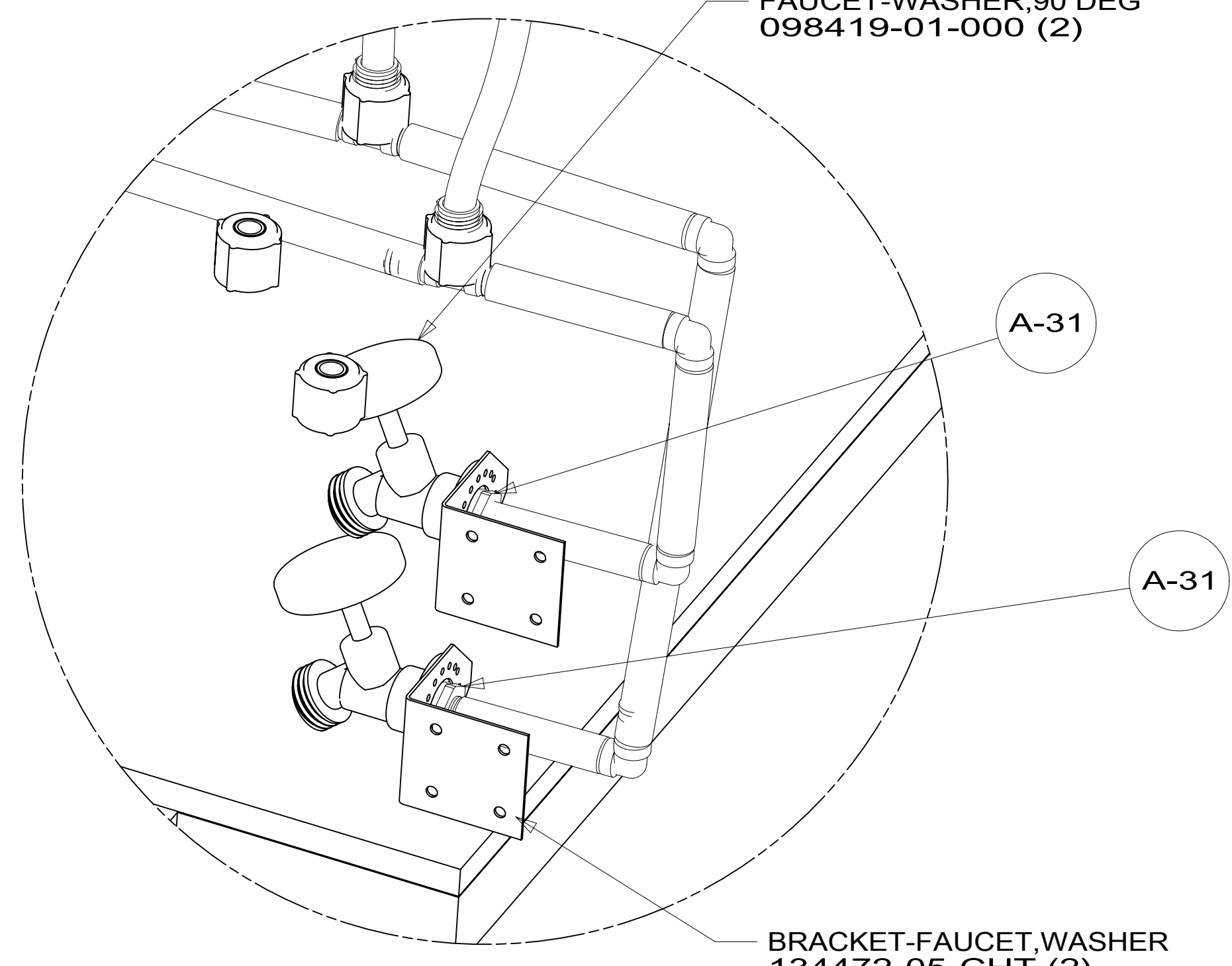
BRACKET-FAUCET,WASHER
 134472-05-CHT (2)



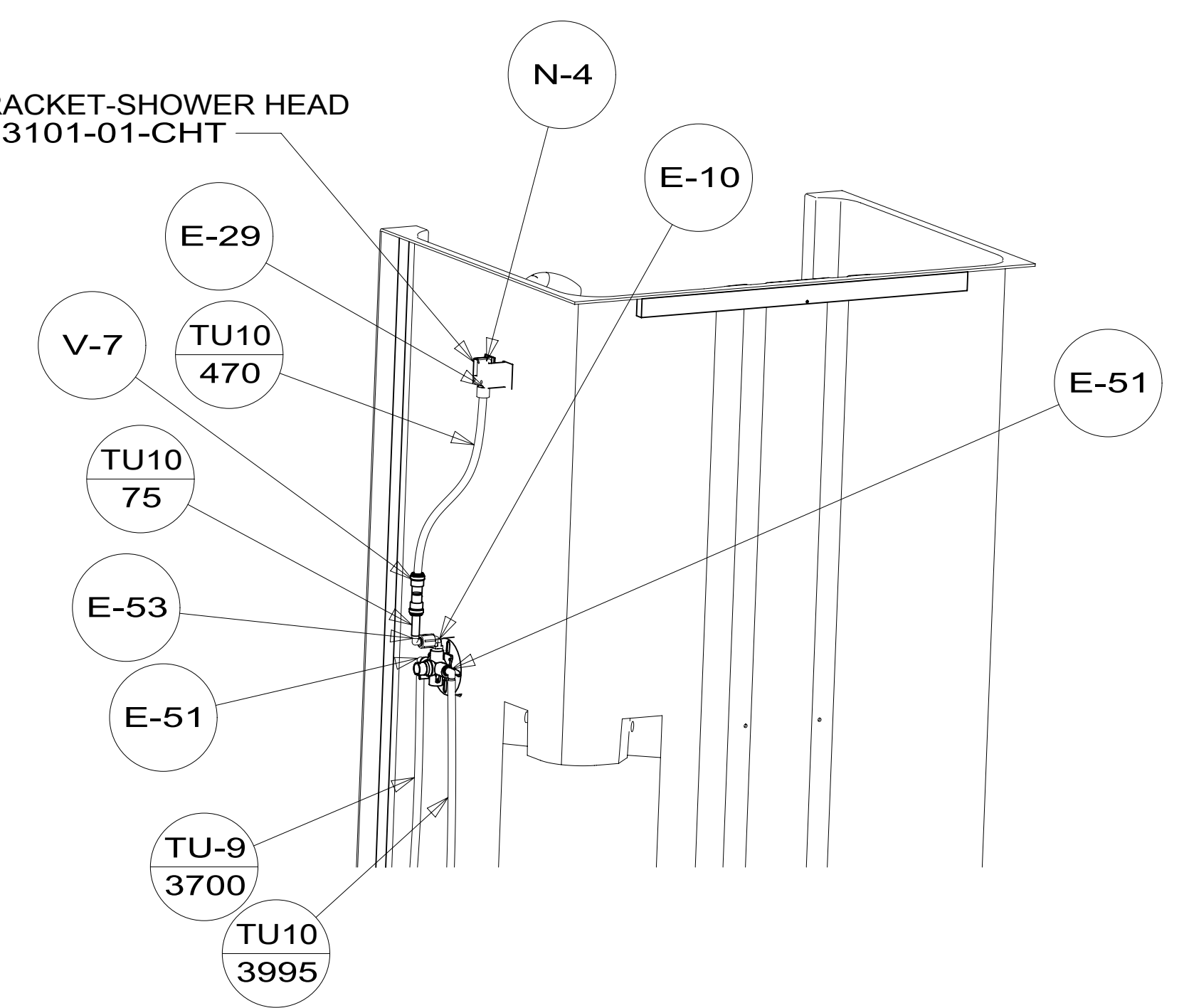
SECTION CB-CB
 (SHOWN W/OUT CABINETS)
 (ROTATED)



VIEW CA

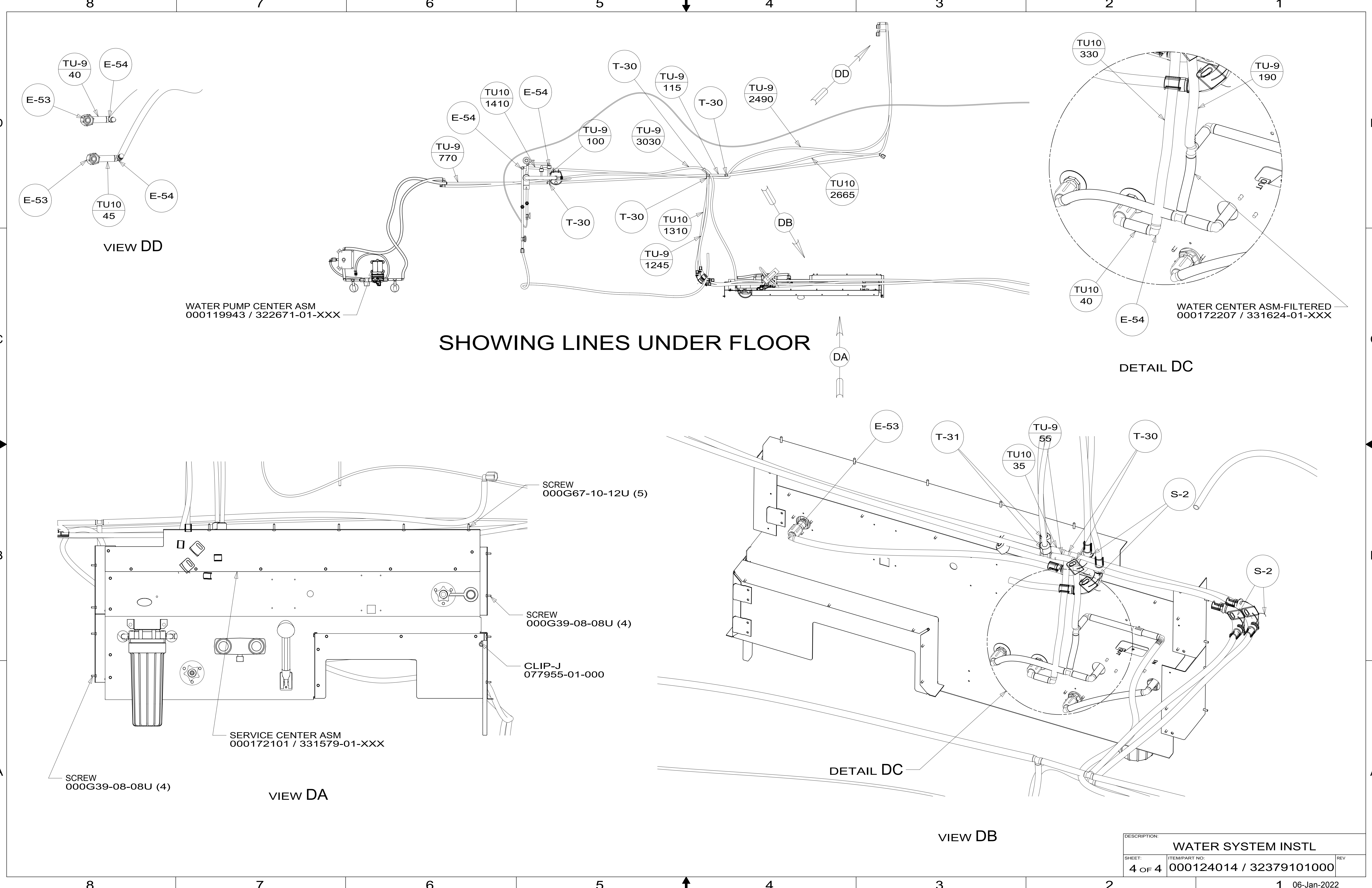


DETAIL CD
 (21S)



VIEW CE

DESCRIPTION:		
WATER SYSTEM INSTL		
SHEET:	ITEM/PART NO.:	REV
3 OF 4	000124014 / 32379101000	



DESCRIPTION:		
WATER SYSTEM INSTL		
SHEET:	ITEM/PART NO:	REV
4 OF 4	000124014 / 32379101000	