

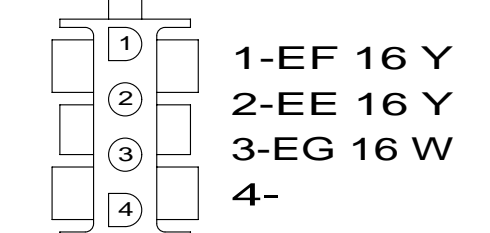
D

C

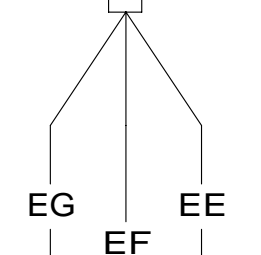
B

A

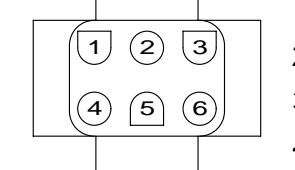
FREIGHTLINER AIR RIDE CONTROL WIRING



- 1-EF 16 Y
- 2-EE 16 Y
- 3-EG 16 W
- 4-



LEVELING HARNESS



- 1-TTA 14 Y
- 2-TTB 14 W
- 3-
- 4-
- 5-EF 16 Y
- 6-EE 16 Y



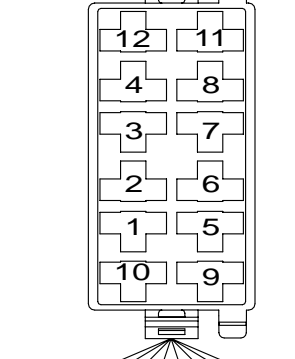
JACKS DOWN LAMP



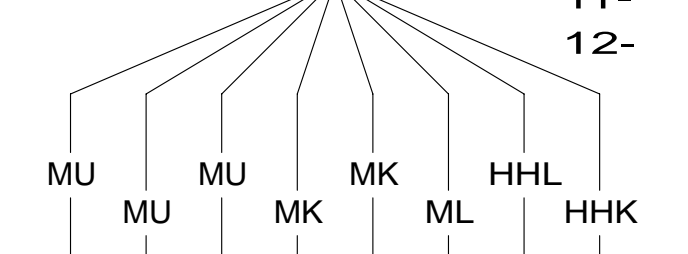
- TTA 14 Y
- TTB 14 W



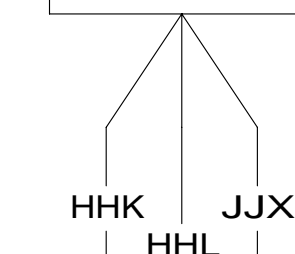
SUNVISOR SWITCH



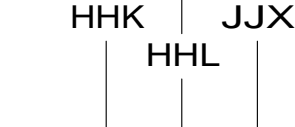
- 1-MK 14 Y
- 2-HHL 14 Y
- 3-
- 4-MU 14 W
- 5-MU 14 W
- 6-
- 7-HHK 14 Y
- 8-MK 14 Y
- 9-MU 14 W
- 10-ML 16 Y
- 11-
- 12-



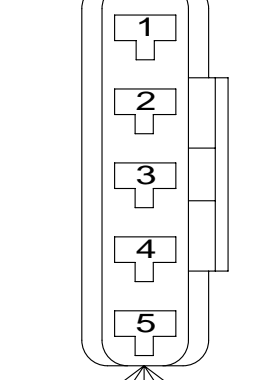
FRONT SHADE



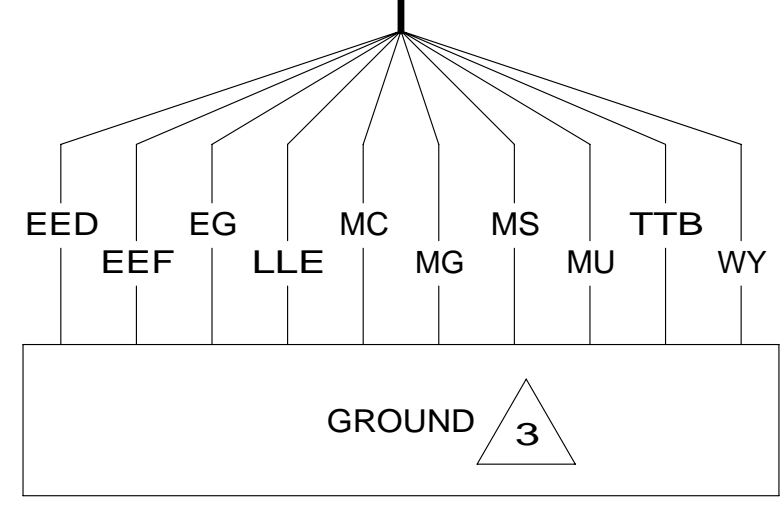
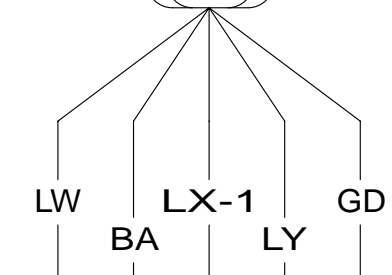
- HHK 14 Y
- HHL 14 Y
- JJX 14 Y



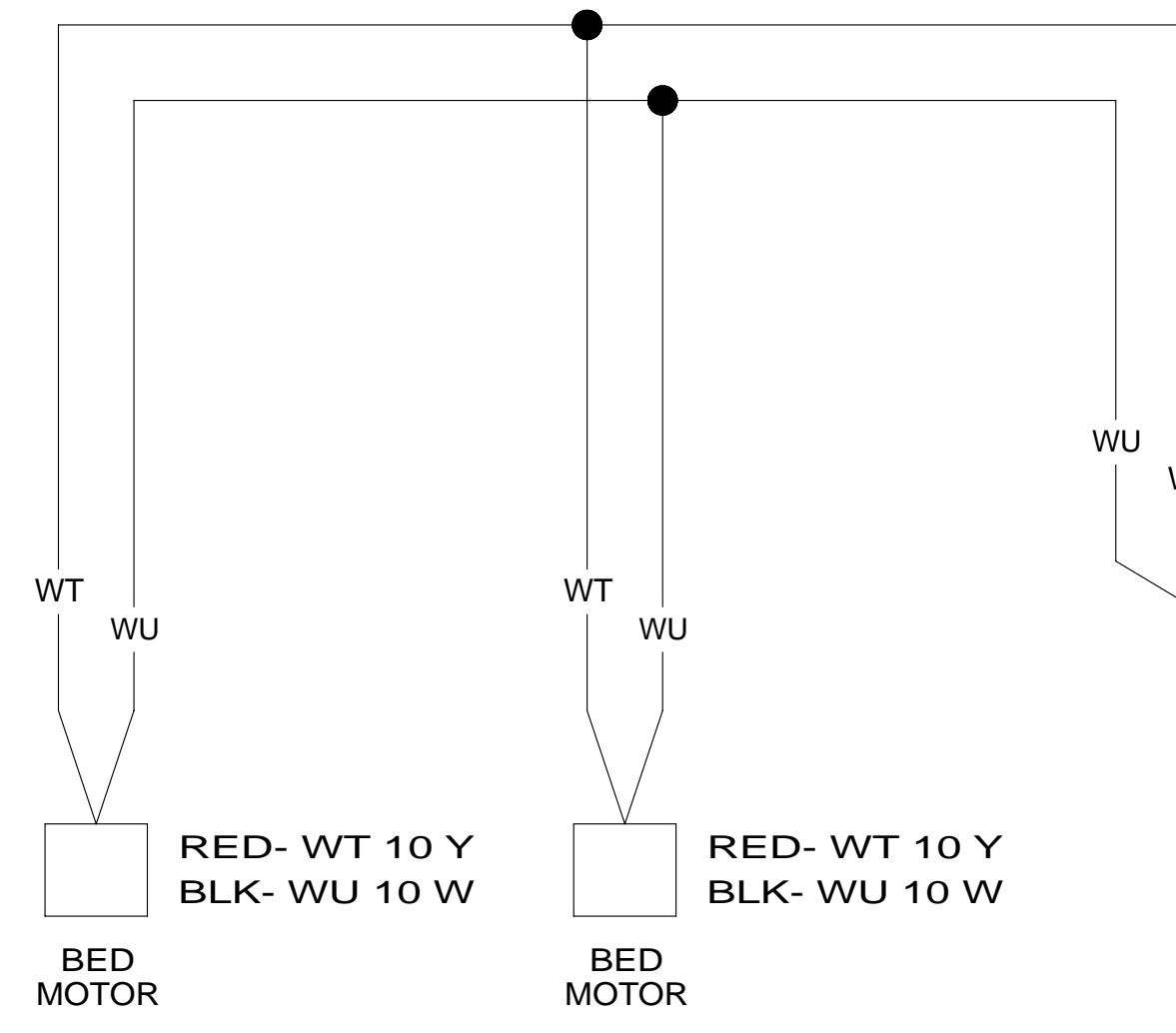
WIPER MOTOR



- 1-BA 14 W
- 2-GD 12 Y
- 3-LW 12 Y
- 4-LY 12 Y
- 5-LX-1 12 Y

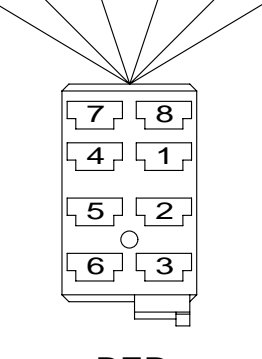


- EED 10 W
- EEF 14 W
- EG 16 W
- LLE 14 W
- MC 16 W
- MG 14 W
- MS 14 W
- MU 14 W
- TTB 14 W
- WY 10 W

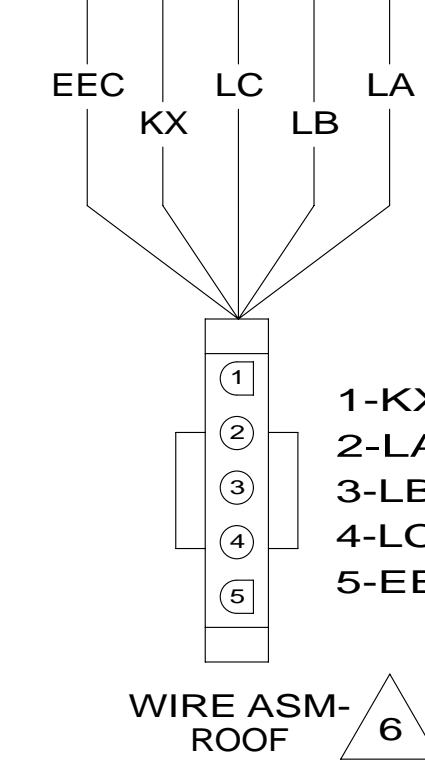


- RED- WT 10 Y
- BLK- WU 10 W

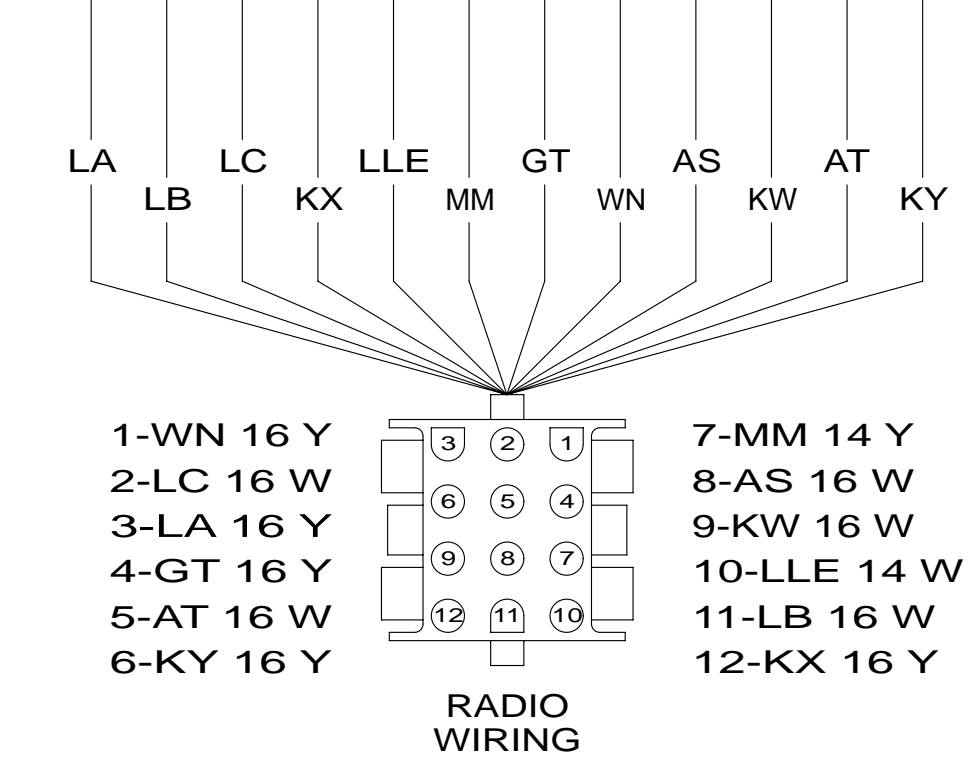
- RED- WT 10 Y
- BLK- WU 10 W



- 1-EEC 10 Y
- 2-WT 10 Y
- 3-EED 10 W
- 4-EED 10 W
- 5-WU 10 W
- 6-EEC 10 Y
- 7-
- 8-



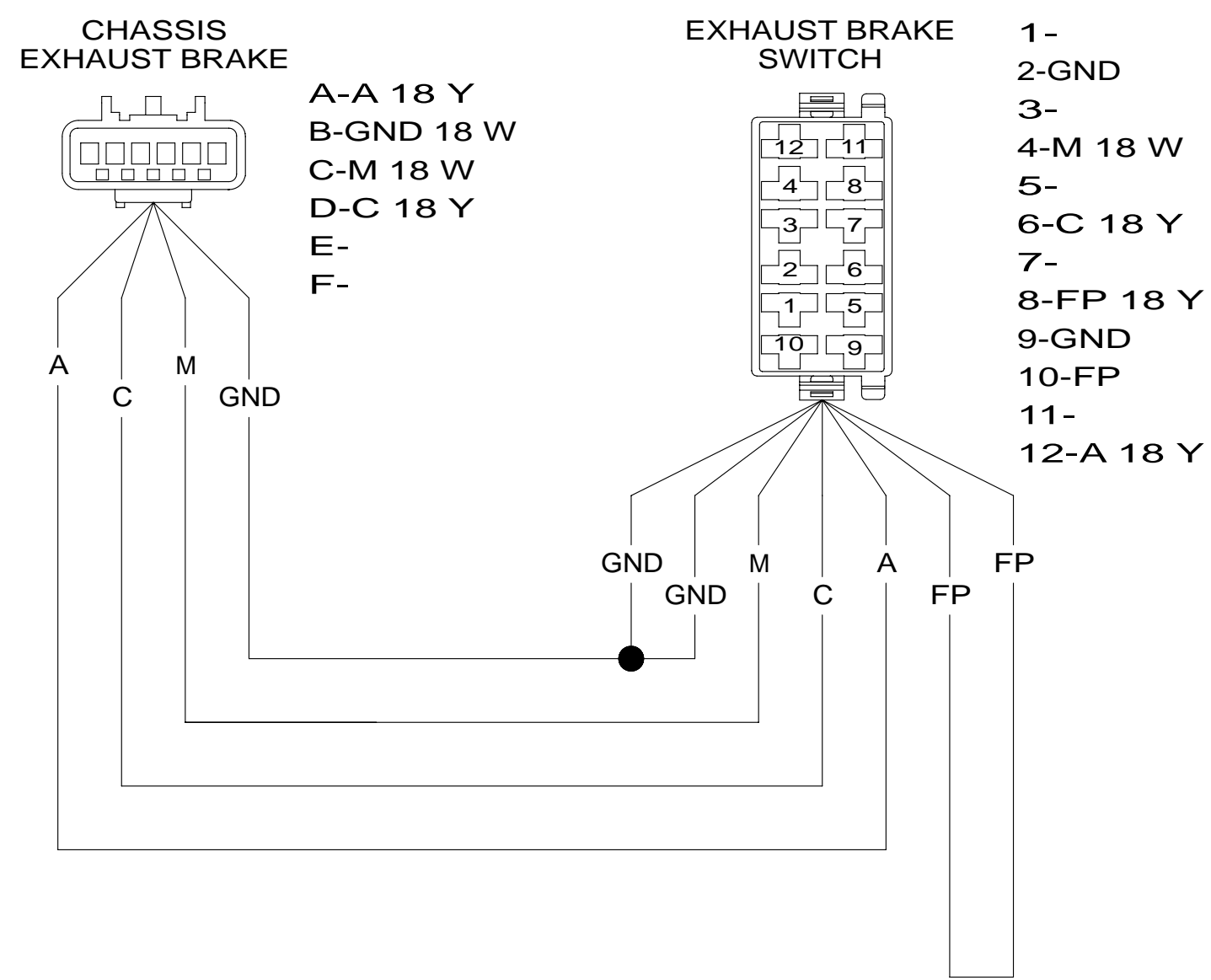
- 1-KX 16 Y
- 2-LA 16 Y
- 3-LB 16 W
- 4-LC 16 W
- 5-EEC 10 Y



- 1-WN 16 Y
- 2-LC 16 W
- 3-LA 16 Y
- 4-GT 16 Y
- 5-AT 16 W
- 6-KY 16 Y

- 7-MM 14 Y
- 8-AS 16 W
- 9-KW 16 W
- 10-LLE 14 W
- 11-LB 16 W
- 12-KX 16 Y

- 6 SEE WIRING DIAGRAM-BODY,12V FOR ADDITIONAL INFORMATION.
 - 5 SEE WIRING DIAGRAM-AUTO LAMPS FOR ADDITIONAL INFORMATION.
 - 4 SEE MANUFACTURERS DIAGRAM FOR ADDITIONAL INFORMATION.
 - 3 GROUNDS ARE SHOWN AS A SINGLE LINE FOR EASE IN TRACING. EACH GROUND CIRCUIT IS SEPERATE IN THE HARNESS.
 - 2 NOT A SPLICE POINT. INDICATES ENTRY INTO WIRING HARNESS.
- NOTES:
- 1. SPLICES ARE THEORETICAL AND MAY DIFFER IN THE HARNESS.



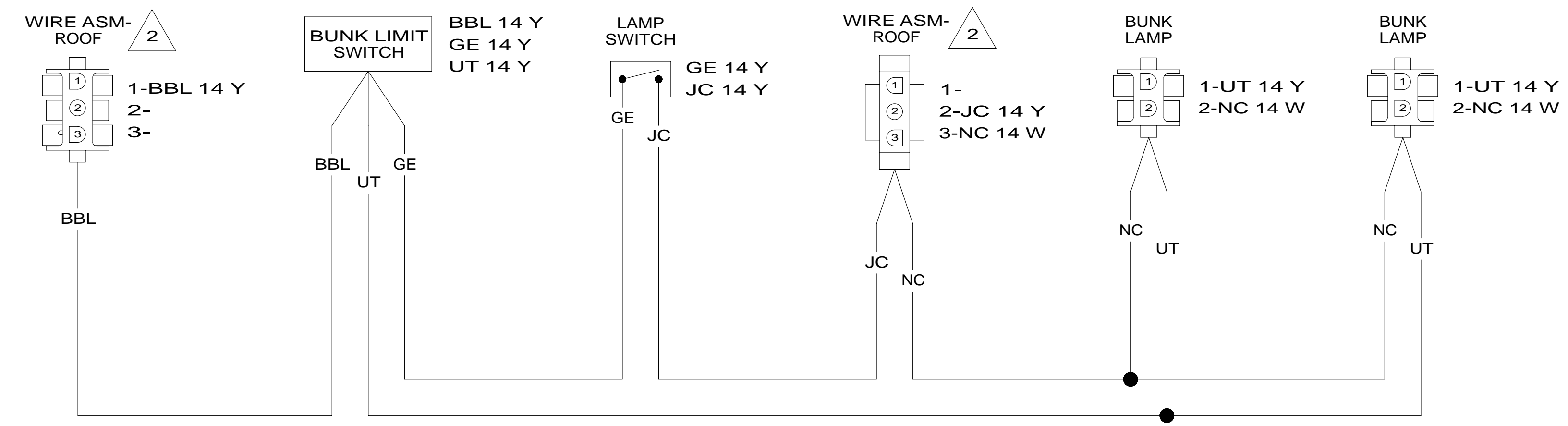
1. SPLICES ARE THEORETICAL AND MAY DIFFER IN THE HARNESS.

NOTES:

WIRING DIAGRAM-
EXHAUST BRK SWITCH
(WIRE ASM 157534-07 REV-U)

FIRST USED	14 L-SERIES	
TITLE:	DO NOT SCALE DRAWING	
	WIRING DIAGRAM, AUTO	
SHEET 2	PART NO 187419	REV

* 187419 * A



2 SEE WIRING DIAGRAM-BODY, 12V FOR ADDITIONAL INFORMATION.

1. SPLICES ARE THEORETICAL AND MAY DIFFER IN THE HARNESS.

NOTES:

WIRING DIAGRAM-BUNK
(WIRE ASM 187177 REV-A)

FIRST USED	14 L-SERIES	
DO NOT SCALE DRAWING		
TITLE:	WIRING DIAGRAM, AUTO	
SHEET 3	PART NO 187419	REV

* 187419 * A *